



Fundamental Aeronautics Program

Subsonic Rotary Wing Project

Large Civil Tiltrotor Flight Control and Handling Qualities Simulation Investigations

Colin Theodore
Technical Lead
Flight Dynamics & Controls

NASA:
William Decker
Carlos Malpica

US Army:
Chris Blanken

San Jose State Foundation:
Ben Lawrence

Monterey Technologies:
Jim Lindsey

2011 Technical Conference
March 15-17, 2011
Cleveland, OH



Report Documentation Page

Form Approved
OMB No. 0704-0188

Public reporting burden for the collection of information is estimated to average 1 hour per response, including the time for reviewing instructions, searching existing data sources, gathering and maintaining the data needed, and completing and reviewing the collection of information. Send comments regarding this burden estimate or any other aspect of this collection of information, including suggestions for reducing this burden, to Washington Headquarters Services, Directorate for Information Operations and Reports, 1215 Jefferson Davis Highway, Suite 1204, Arlington VA 22202-4302. Respondents should be aware that notwithstanding any other provision of law, no person shall be subject to a penalty for failing to comply with a collection of information if it does not display a currently valid OMB control number.

1. REPORT DATE MAR 2011	2. REPORT TYPE	3. DATES COVERED 00-00-2011 to 00-00-2011			
4. TITLE AND SUBTITLE Fundamental Aeronautics Program Subsonic Rotary Wing Project Large Civil Tiltrotor Flight Control and Handling Qualities Simulation Investigations		5a. CONTRACT NUMBER			
		5b. GRANT NUMBER			
		5c. PROGRAM ELEMENT NUMBER			
6. AUTHOR(S)		5d. PROJECT NUMBER			
		5e. TASK NUMBER			
		5f. WORK UNIT NUMBER			
7. PERFORMING ORGANIZATION NAME(S) AND ADDRESS(ES) U. S. Army Research, Development, and Engineering Command (AMRDEC),Aeroflightdynamics Directorate,Moffett Field,CA,94035		8. PERFORMING ORGANIZATION REPORT NUMBER			
9. SPONSORING/MONITORING AGENCY NAME(S) AND ADDRESS(ES)		10. SPONSOR/MONITOR'S ACRONYM(S)			
		11. SPONSOR/MONITOR'S REPORT NUMBER(S)			
12. DISTRIBUTION/AVAILABILITY STATEMENT Approved for public release; distribution unlimited					
13. SUPPLEMENTARY NOTES NASA Fundamental Aeronautics Program 2011 Technical Conference, Mar 15-17, 2011					
14. ABSTRACT					
15. SUBJECT TERMS					
16. SECURITY CLASSIFICATION OF:			17. LIMITATION OF ABSTRACT Same as Report (SAR)	18. NUMBER OF PAGES 20	19a. NAME OF RESPONSIBLE PERSON
a. REPORT unclassified	b. ABSTRACT unclassified	c. THIS PAGE unclassified			

Outline

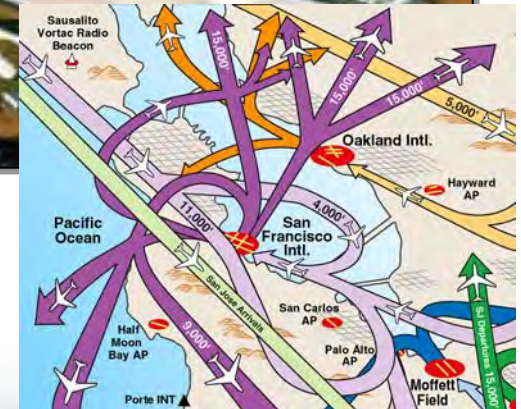



- Motivation / Objectives
- Previous Simulations
- Current 2010 Simulation
- Preliminary Results
- Conclusions
- Future Work

Rotary Wing Vehicles in NextGen



- SRW Goal: Radically improve the transportation system using rotary wing vehicles by increasing speed, range and payload while decreasing noise and emissions
- Systems studies show: Large, advanced technology tiltrotors consistently outpace other rotorcraft configurations in the ability to meet the civil mission
- Flight Dynamics and Controls deals with pilot and cockpit technologies as a bridge between the vehicle and operations concepts







SRW – Five Technical Challenges

- **Integrated Aeromechanics/Propulsion System (IAPS)**: Develop and demonstrate technologies enabling variable-speed rotor concepts
 - **Goal**: 50% main rotor speed reduction while retaining propulsion efficiency
 - **Benefits**: very high-speed, efficient cruise; efficient hover; reduced noise, increased range
- **Actively-Controlled, Efficient Rotorcraft (ACER)**: Simultaneously increase aerodynamic efficiency, control dynamic stall, reduce vibration, reduce noise
 - **Goal**: 100 kt speed improvement over SOA; noise contained within landing area; 90 pax /10 ton payload
 - **Benefits**: very high-speed, efficient cruise; efficient hover; reduced noise; improve ride quality
- **Quiet Cabin (QC)**: Reduce interior noise and vibration
 - **Goal**: Internal cabin noise at level of regional jet with no weight penalty
 - **Benefit**: passenger acceptability; increased efficiency through weight reduction
- **NextGen Rotorcraft**: Foster, develop and demonstrate technologies that contribute to the commercial viability of large rotary wing transport systems in NextGen.
 - **Goal**: mature technologies (icing, crashworthiness, condition based maintenance, low noise flight operations, damage mitigation, etc) needed for civil, commercial operations
 - **Benefit**: enables vehicle acceptability for passengers and operators
- **High Fidelity Validated Design Tools**: Develop the next generation comprehensive rotorcraft analysis and design tools using high-fidelity models.
 - **Goal**: first-principles modeling in all disciplines; ensure design tools are hardware flexible and scalable to a large numbers of processors
 - **Benefit**: Reduce design cycle time and cost of NextGen rotorcraft; increase confidence in new concept design

Large Rotorcraft Flight Control and HQ Studies



- Objectives:
 - Develop understanding of the flight control and HQ effects of unique characteristics of large helicopters, including tilt-rotors: low bandwidth response, large pilot offset
 - Develop handling qualities and control system requirements for large helicopters
- Approach:
 - Series of experiments to systematically study fundamental Handling Qualities and control system effects throughout flight envelope and airspace integration
 - Piloted simulation experiments in Vertical Motion Simulator (VMS)
 - Partnership with US Army and helicopter industry
- Current status:
 - Three successful hover and low speed experiments in the VMS (2008, 2009 & 2010)



Large Civil Tiltrotor 2nd Generation (LCTR2)




- NASA's notional high-speed configuration:
 - Baseline gross weight 103,600lb (47,000kg)
 - 65ft (20m) Diameter rotors, 107ft (32.6m) Wingspan
 - Cockpit 40ft ahead of Center of Gravity
- Capabilities:
 - 90 passengers, Speed 300kts, Range 1000nm (nominal)

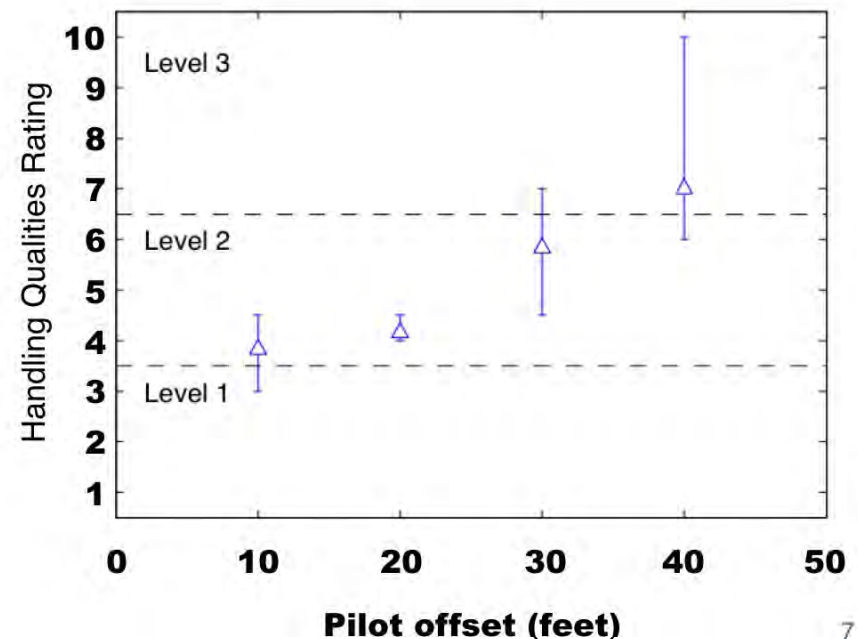



Reference: Acree, C. W., Hyeonsoo, Y., and Sinsay, J. D., "Performance Optimization of the NASA Large Civil Tiltrotor" International Powered Lift Conference, London, UK, July 22-24, 2008

2008 & 2009 Experiments



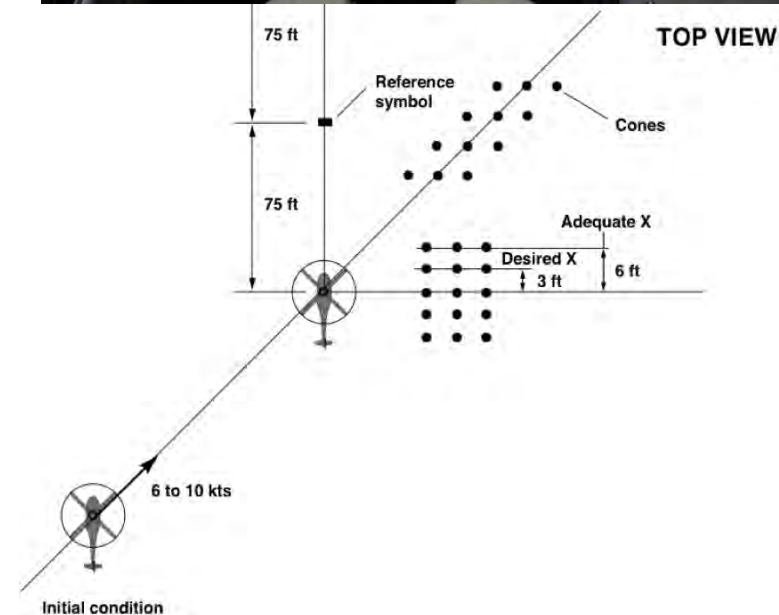
- 2008 – Studied basic effects of rotorcraft size on piloted handling qualities in hover
 - UH-60 Blackhawk, CH-53, and LCTR
 - LCTR only achieved Level 2 Handling Qualities with Attitude Command-Attitude Hold (ACAH)
 - Impact of large (40 feet) cockpit to CG distance immediately evident
- 2009 – Investigated fundamental pitch, roll and yaw response requirements and effect of C.G. to pilot offset on handling qualities
 - LCTR experiment in hover with fixed nacelles
 - Level 2 Handling Qualities was best that could be achieved with ACAH control
 - Ride quality degrades due to pitch/heave coupling with larger pilot offsets
- *Key Result: Advanced control modes required for improved Handling Qualities*



2010 LCTR Experiment



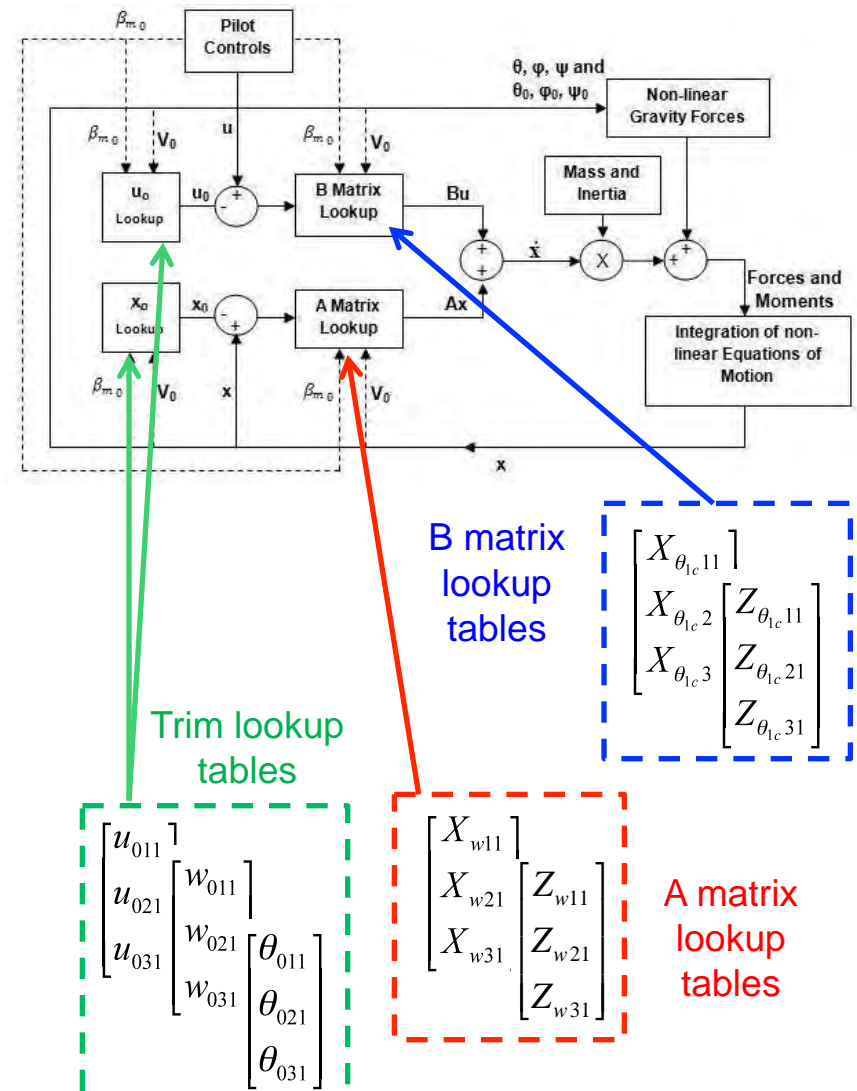
- Objectives:
 - Investigate Translational Rate Command (TRC) using automatic nacelle motion
 - Evaluate Handling Qualities beyond hover into the low speed flight regime
- Control Modes:
 - ACAH
 - TRC
 - Hybrid (TRC with non-zero roll attitude)
- Evaluation maneuvers:
 - Precision hover task
 - Lateral reposition
 - Depart/Abort (ACAH mode only)





Vehicle Dynamics Modeling

- New modeling requirements:
 - Movable nacelles from hover to 60 deg
 - Model valid from hover to 60 knots
 - Independent rotor control to enable TRC
- Modeling approach:
 - Linear models from CAMRAD II
 - Linear Parameter Variation (LPV) stitched model
 - Independent parameters:
 - Forward speed
 - Nacelle angle
- Addition of nacelle degree of freedom
 - Modeled as 2nd order dynamic system
 - Fixed bandwidth and damping
 - Variable rate and position limits




Experiment Variables



- Variables:
 - Control system response type: ACAH, TRC, Hybrid
 - Nacelle actuator rate and position limits in TRC mode
 - TRC inception methods of thumb stick and center stick
 - TRC inceptor stick sensitivity
- Experiment performed in July 2010:
 - 4-weeks of motion in VMS
 - 10 pilots from NASA, US Army, Marine Corps, rotorcraft industry

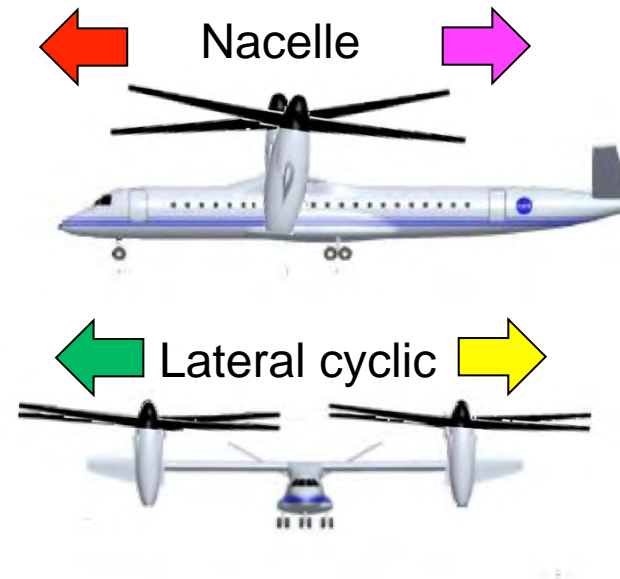

Direct Nacelle Control (ACAH)



Discrete 'Beep' Mode		Direct rate command
Stops at 95°, 86°, (80°), 75°, 60°	±2 deg/s	±7.5 deg/s max



Translational Rate Control

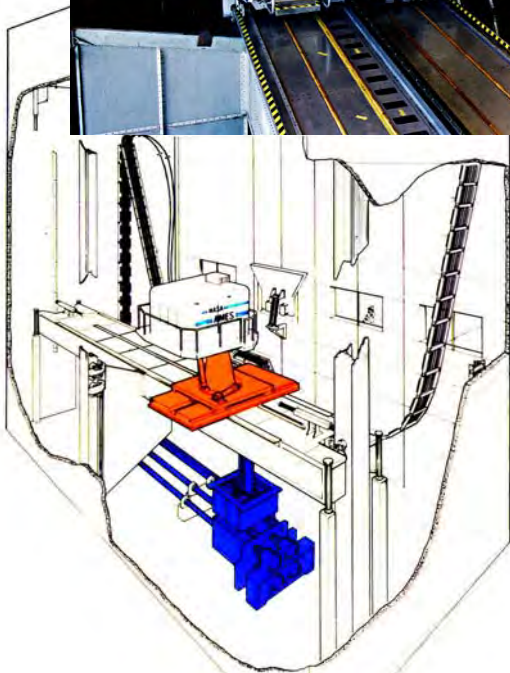


- Thumb stick provides 2-axis proportional control of longitudinal and lateral TRC
- TRC also commanded through center stick
- Nacelle actuators featured separate configurable angle and rate limits in TRC

Vertical Motion Simulator (VMS)



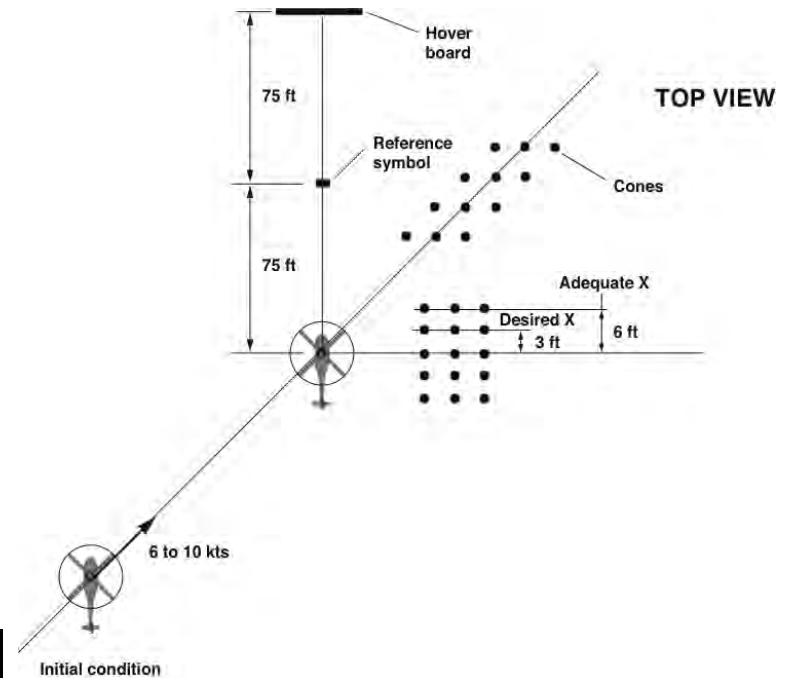

Overview of two-seat transport cockpit



Large motion platform




Precision Hover Task Description




1. Diagonal translation @ 6 - 10 kts.
2. Decelerate within 5 sec.
3. Station keeping for 30 sec.

Control Comparison (Hover)



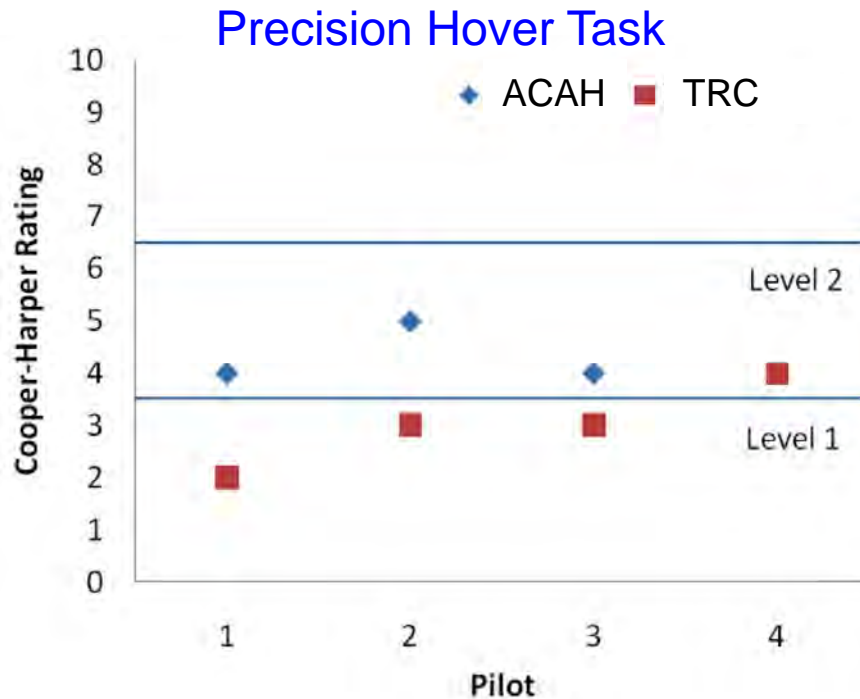
Attitude
Command
Attitude Hold



Translational
Rate Control

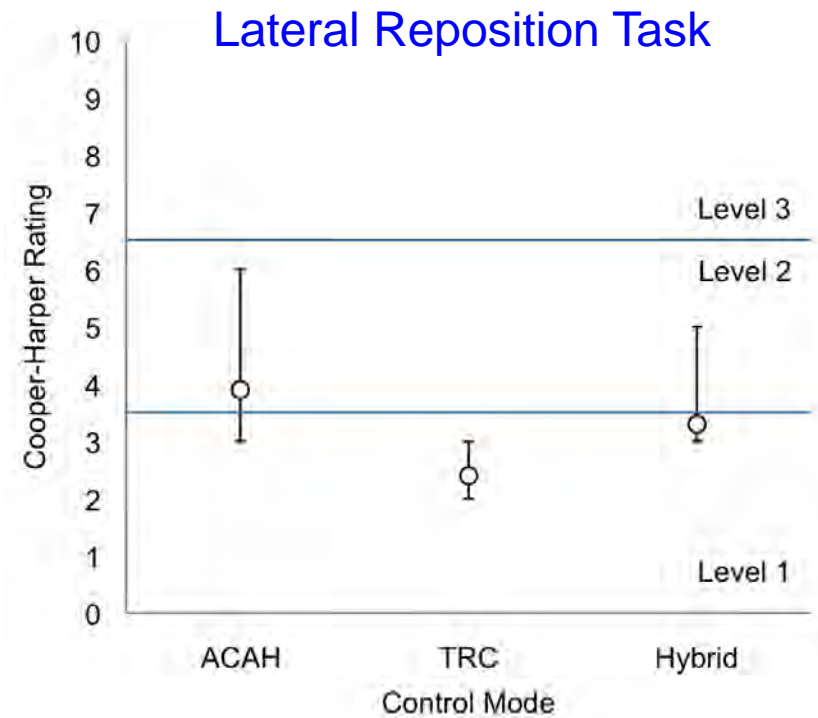


Preliminary Results



Precision hover task evaluations for 4-pilots

Level 1 HQ achieved for 3 of 4 pilots with TRC control mode



Lateral reposition evaluations for all pilots combined

Level 1 HQ with TRC for all pilots with low scatter in data

Depart/Abort Maneuver



ACAH – Nacelles being controlled directly by pilot





Conclusions

- Current achievements:
 - Possible to achieve Level 1 Handling Qualities in hover and low speed flight with a TRC control system and automatic nacelle motions
 - Understanding of fundamental effects of aircraft size (mass and inertias) and pilot to C.G. offset on handling qualities
- 2011 VMS Experiment:
 - Continue hover/low speed HQ work with advanced control model (TRC and others) and low bandwidth nacelle actuator response
 - Study initial terminal area operations:
 - Expand speed envelope out to 120 knots
 - Develop initial set of evaluation tasks and metrics

Future VMS / Handling Qualities Research



- **2011 – 2012 Experiments:**
 - Continue hover/low speed HQ work with advanced control modes (TRC and others), control mode switching and low bandwidth actuator response
 - Assess aspects of operation of large rotary wing vehicles in terminal areas
- **2013 – 2014 Experiments:**
 - Handling Qualities and pilot workload analysis of candidate advanced acoustics flight profiles
 - Develop pilot interface guidance displays to support advanced flight profiles
- **2015 – 2016 Experiments:**
 - Full-envelope mission simulation with rotor speed shifting and noise abatement guidance using candidate NextGen operating procedures
- **2017 – 2018 Experiments:**
 - Real-time coupling of LCTR VMS simulation and air-traffic simulations for NextGen integration studies and experimentation

