

REPORT DOCUMENTATION PAGE			Form Approved OMB NO. 0704-0188		
<p>The public reporting burden for this collection of information is estimated to average 1 hour per response, including the time for reviewing instructions, searching existing data sources, gathering and maintaining the data needed, and completing and reviewing the collection of information. Send comments regarding this burden estimate or any other aspect of this collection of information, including suggestions for reducing this burden, to Washington Headquarters Services, Directorate for Information Operations and Reports, 1215 Jefferson Davis Highway, Suite 1204, Arlington VA, 22202-4302. Respondents should be aware that notwithstanding any other provision of law, no person shall be subject to any penalty for failing to comply with a collection of information if it does not display a currently valid OMB control number.</p> <p>PLEASE DO NOT RETURN YOUR FORM TO THE ABOVE ADDRESS.</p>					
1. REPORT DATE (DD-MM-YYYY)		2. REPORT TYPE New Reprint		3. DATES COVERED (From - To) -	
4. TITLE AND SUBTITLE Correlation of mechanical properties in bulk metallic glasses with <sup>27</sup> Al NMR characteristics			5a. CONTRACT NUMBER W911NF-09-1-0343		
			5b. GRANT NUMBER		
			5c. PROGRAM ELEMENT NUMBER 8620AK		
6. AUTHORS Magdalena T SANDOR , Laszlo J KECSKES , Qiang HE , Jian XU , Yue WU			5d. PROJECT NUMBER		
			5e. TASK NUMBER		
			5f. WORK UNIT NUMBER		
7. PERFORMING ORGANIZATION NAMES AND ADDRESSES University of North Carolina - Chapel Hill Office of Sponsored Research The University of North Carolina at Chapel Hill Chapel Hill, NC 27599 -1350			8. PERFORMING ORGANIZATION REPORT NUMBER		
9. SPONSORING/MONITORING AGENCY NAME(S) AND ADDRESS(ES) U.S. Army Research Office P.O. Box 12211 Research Triangle Park, NC 27709-2211			10. SPONSOR/MONITOR'S ACRONYM(S) ARO		
			11. SPONSOR/MONITOR'S REPORT NUMBER(S) 54132-MS.4		
12. DISTRIBUTION AVAILABILITY STATEMENT Approved for public release; distribution is unlimited.					
13. SUPPLEMENTARY NOTES The views, opinions and/or findings contained in this report are those of the author(s) and should not be construed as an official Department of the Army position, policy or decision, unless so designated by other documentation.					
14. ABSTRACT We report <sup>27</sup> Al NMR and magnetic susceptibility measurements of Zr and ZrHf-based bulk metallic glasses (BMGs). <sup>27</sup> Al NMR Knight shift shows that there exists a clear correlation between the local electronic properties at Al sites and mechanical properties. In addition, magnetic susceptibility measurements also provide clues on the influence of the electronic states, especially the strong influence of d-orbital characteristics on the mechanical properties of toughness and hardness.					
15. SUBJECT TERMS Bulk metallic glass, Nuclear magnetic resonance, Knight shift, magnetic susceptibility, Mechanical properties					
16. SECURITY CLASSIFICATION OF:		17. LIMITATION OF ABSTRACT	15. NUMBER OF PAGES	19a. NAME OF RESPONSIBLE PERSON	
a. REPORT UU	b. ABSTRACT UU	c. THIS PAGE UU	UU		Yue Wu
				19b. TELEPHONE NUMBER 919-962-0307	

## **Report Title**

Correlation of mechanical properties in bulk metallic glasses with  $^{27}\text{Al}$  NMR characteristics

### **ABSTRACT**

We report  $^{27}\text{Al}$  NMR and magnetic susceptibility measurements of Zr and ZrHf-based bulk metallic glasses (BMGs).  $^{27}\text{Al}$  NMR Knight shift shows that there exists a clear correlation between the local electronic properties at Al sites and mechanical properties. In addition, magnetic susceptibility measurements also provide clues on the influence of the electronic states, especially the strong influence of d-orbital characteristics on the mechanical properties of toughness and hardness.

---

**REPORT DOCUMENTATION PAGE (SF298)**  
**(Continuation Sheet)**

---

Continuation for Block 13

ARO Report Number 54132.4-MS  
Correlation of mechanical properties in bulk met ...

Block 13: Supplementary Note

© 2011 . Published in [object Object]Chinese Science Bulletin, Vol. Ed. 0 56, (36) (2011), ( (36). DoD Components reserve a royalty-free, nonexclusive and irrevocable right to reproduce, publish, or otherwise use the work for Federal purposes, and to authroize others to do so (DODGARS §32.36). The views, opinions and/or findings contained in this report are those of the author(s) and should not be construed as an official Department of the Army position, policy or decision, unless so designated by other documentation.

Approved for public release; distribution is unlimited.

## Correlation of mechanical properties in bulk metallic glasses with $^{27}\text{Al}$ NMR characteristics

SANDOR Magdalena T<sup>1</sup>, KECSKES Laszlo J<sup>2</sup>, HE Qiang<sup>3</sup>, XU Jian<sup>3</sup> & WU Yue<sup>1\*</sup>

<sup>1</sup> Department of Physics and Astronomy, University of North Carolina, Chapel Hill, NC 27599-3255, USA;

<sup>2</sup> US Army Research Laboratory, Aberdeen Proving Ground, MD 21005, USA;

<sup>3</sup> Shenyang National Laboratory for Materials Science, Institute of Metal Research, Chinese Academy of Sciences, Shenyang 110016, China

Received July 1, 2011; accepted August 31, 2011

We report  $^{27}\text{Al}$  NMR and magnetic susceptibility measurements of Zr and ZrHf-based bulk metallic glasses (BMGs).  $^{27}\text{Al}$  NMR Knight shift shows that there exists a clear correlation between the local electronic properties at Al sites and mechanical properties. In addition, magnetic susceptibility measurements also provide clues on the influence of the electronic states, especially the strong influence of *d*-orbital characteristics on the mechanical properties of toughness and hardness.

**bulk metallic glass, nuclear magnetic resonance, knight shift, magnetic susceptibility, mechanical properties**

**Citation:** Sandor M T, Kecskes L J, He Q, et al. Correlation of mechanical properties in bulk metallic glasses with  $^{27}\text{Al}$  NMR characteristics. Chinese Sci Bull, 2011, 56: 3937–3941, doi: 10.1007/s11434-011-4834-z

Many families of multi-component bulk metallic glasses (BMGs) have been studied extensively due to their good glass forming ability (GFA) [1–6], thermal stability, as exhibited by their wide supercooled region [2,5,7], and favorable mechanical properties such as high yield strength [5,6]. Earlier studies have discussed correlations of GFA with thermodynamics [8,9], kinetics [8–10], electronic structure [11], and atomic structures [12–14]. To optimize the potential of metallic glasses for engineering applications, an understanding of correlations between electronic structures and mechanical properties can be quite valuable for designing and fine-tuning the properties of BMGs. Previous experimental [15–17] and computational studies of transition metal (TM)-based BMGs [16,18,19] have addressed the issue of the relationship between electronic structures and mechanical properties such as strength and ductility. More experimental evidence would be very useful for further establishing and understanding the correlations between structural properties and electronic properties of BMGs. In this study, we use  $^{27}\text{Al}$  NMR and magnetic susceptibility to

show strong correlations between hardness and toughness of Zr and ZrHf-based BMGs and local electronic structures.

### 1 Experimental

In this study, Zr-based BMGs ( $\text{Zr}_{56}\text{Co}_{28}\text{Al}_{16}$ ,  $\text{Zr}_{60}\text{Ni}_{21}\text{Al}_{19}$ ,  $\text{Zr}_{48}\text{Cu}_{45}\text{Al}_7$ ,  $\text{Zr}_{60}\text{Cu}_{28}\text{Al}_{12}$ , and  $\text{Zr}_{61}\text{Ti}_2\text{Cu}_{25}\text{Al}_{12}$ ) [3] and ZrHf-based BMGs ( $(\text{Zr}_{1-x}\text{Hf}_x)_{52.5}\text{Ti}_5\text{Cu}_{17.9}\text{Ni}_{14.6}\text{Al}_{10}$  from  $x = 0.0$  to 1.0) [4] were used for investigation due to their good GFA and favorable mechanical properties such as toughness and hardness. Details regarding the BMG sample preparations and mechanical testing methods and properties were reported in [3] and [4].  $^{27}\text{Al}$  NMR experiments were performed at room temperature in a magnetic field of 8.89 T. 1.0 mol/L  $\text{Al}(\text{NO}_3)_3$  aqueous solution was used as shift reference for  $^{27}\text{Al}$  Knight shift measurements. NMR spectra were acquired using a Hahn-echo pulse sequence with a strong rf field strength of  $\omega_{\text{rf}}/2\pi = 100$  kHz and recycle delay of 300 ms. Magnetization measurements were conducted at room temperature using a Quantum Design SQUID magnetometer. The magnetization of metallic glass samples were

\*Corresponding author (email: yuewu@physics.unc.edu)

measured as a function of varying field from 50000 to  $-50000$  Oe in steps of 5000 Oe. The total magnetic susceptibility for each sample was then calculated and also corrected for the weak diamagnetic background susceptibility due to an empty sample holder.

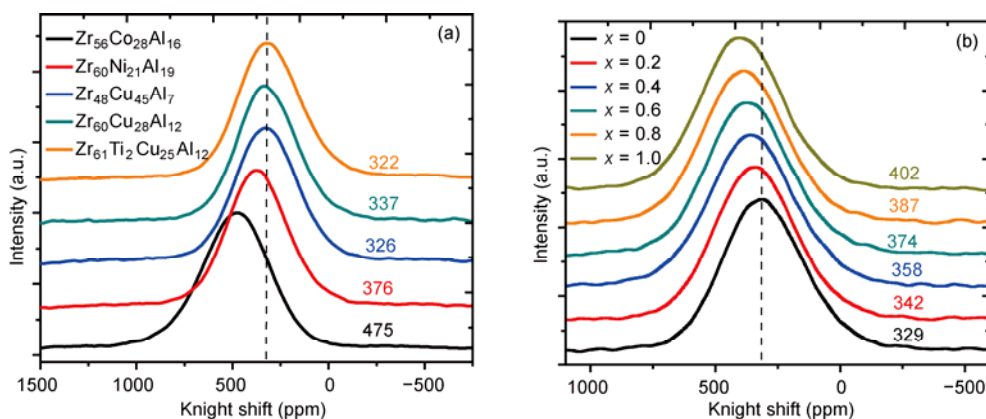
## 2 Results and discussion

$^{27}\text{Al}$  NMR was used to probe local atomic and electronic structure as a function of composition. Figure 1(a) and (b) shows  $^{27}\text{Al}$  NMR spectra for Zr and ZrHf-based BMG compositions, respectively. Changes of the local electronic states are established by the systematic changes of spectral shift caused by variations of both the aluminum and transition metal (Zr, Cu, Ni, Co, Ti) content (Figure 1(a)) and also by systematic variation of the Hf/Zr ratio with fixed aluminum content (Figure 1(b)). The dominant shift mechanism for metallic systems is given by the Knight shift  $K_{\text{iso}}$ . For transition metal alloy systems the Knight shift is expressed as  $K_{\text{iso}} = K_{\text{s}} + K_{\text{d}} + K_{\text{orb}} = \alpha_{\text{s}}\chi_{\text{pauli}}^{\text{s}} + \alpha_{\text{orb}}\chi_{\text{orb}}$  [20,21]. The most prominent contribution comes from  $K_{\text{s}}$ , which is the direct contact shift due to the Fermi contact hyperfine interaction associated with the Pauli susceptibility  $\chi_{\text{pauli}}^{\text{s}}$  of  $s$  electrons at the Fermi level.  $K_{\text{d}}$  is caused by transition metals due to the polarization of  $d$ -electrons by the external field and provides an indirect  $s$ - $d$  exchange interaction with the  $s$ -conduction electrons described by  $K_{\text{d}} = \alpha_{\text{d}}\chi_{\text{d}}$ , where  $\alpha_{\text{d}}$  is the hyperfine coupling constant and  $\chi_{\text{d}}$  is the  $d$ -electron Pauli susceptibility.  $K_{\text{orb}}$  is the orbital shift contribution derived from the orbital moment induced in occupied conduction electron states, where  $\chi_{\text{orb}}$  is the orbital susceptibility and  $\alpha_{\text{orb}}$  is the coupling constant. This second order perturbation effect gives rise to magnetic shielding of the nucleus and is most important in transition metals with half-filled  $d$ -band [20]. The changes in Figure 1(a) and (b) of  $K_{\text{iso}}$  observed in both Zr and ZrHf-based systems indicate that the atomic structure at Al sites is changing with composition. The values of the Knight shift given in Figure 1 (a) and (b) are on the order of  $\sim 350$  ppm demonstrating that the  $s$ -electron contribution at the Fermi energy is quite small as compared to the shift in pure Al metal ( $\sim 1630$  ppm) [20]. This is consistent with previous NMR studies of Al-based BMGs [15,16,22] and recent electronic structure calculations of Al-Zr-Cu [16] and Al-Ca [23] amorphous systems. The calculations indicate that the  $s$ -electron band is significantly shifted to higher binding energies whereas the valence  $d$ -electron band of transition metals remain prominent at the Fermi level [16,24].

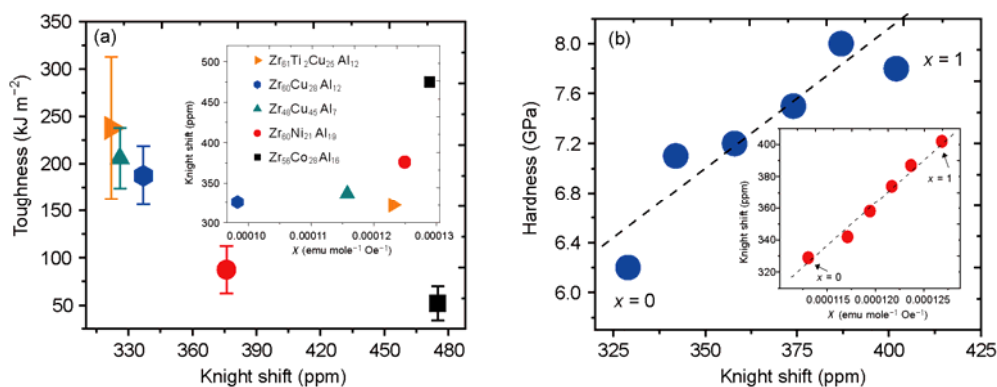
Correlations of hardness and toughness with the  $^{27}\text{Al}$  Knight shift  $K_{\text{iso}}$  values are displayed in Figure 2. These results demonstrate that the local electronic structure at Al sites correlate with the hardness and toughness properties of BMGs. Figure 2(b) shows linear correlation between the

hardness and the  $^{27}\text{Al}$  Knight shift, where the Zr/Hf ratio is an implicit parameter. Figure 2 (a) shows that the toughness decreases with increasing  $^{27}\text{Al}$  Knight shift  $K_{\text{iso}}$  although the correlation is not linear. Magnetic susceptibility measurements were obtained to further understand the change of electronic structure with toughness and hardness properties. The insets of Figure 2 (a) and (b) display a direct correlation of total magnetic susceptibility  $\chi_{\text{exp}}$  with  $K_{\text{iso}}$ . The total measured magnetic susceptibility for each composition was corrected by a weighted average of the diamagnetic core susceptibilities [25]. The total susceptibility can be further expressed as  $\chi_{\text{exp}} - \chi_{\text{core}} = \chi_{\text{pauli}}^{\text{s}} + \chi_{\text{L}} + \chi_{\text{pauli}}^{\text{d}} + \chi_{\text{orb}}$  [21,22,26], where  $\chi_{\text{L}}$  is the Landau diamagnetic  $s$ -conduction electron susceptibility. The free  $s$ -conduction electron components  $\chi_{\text{pauli}}^{\text{s}}$  and  $\chi_{\text{L}}$  of the total susceptibility can be calculated from  $\chi_{\text{pauli}}^{\text{s}} = (1.33 \times 10^{-6}) V_{\text{a}}^{2/3} V_{\text{c}}^{1/3}$  and  $\chi_{\text{L}} = -1/3 \chi_{\text{pauli}}^{\text{s}}$  [26], where  $V_{\text{a}}$  is the atomic volume in  $\text{\AA}^3$  and  $n_{\text{c}}$  is the number of conduction elements per atom. Except for  $\chi_{\text{orb}}$ , all contributions to the total susceptibility are directly related to the  $s$  or  $d$  electronic density of states (DOS). The  $d$ -electron contribution  $\chi_{\text{pauli}}^{\text{d}} + \chi_{\text{orb}}$  of the total susceptibility can be approximated by subtracting the free  $s$ -conduction contribution  $\chi_{\text{pauli}}^{\text{s}} + \chi_{\text{L}}$  from the total measured susceptibility.

Table 1 summarizes the results of total,  $d$ -electron, and  $s$ -electron magnetic susceptibilities in addition to the shift and mechanical properties for each Zr and ZrHf-based composition. A direct relationship between the total susceptibility (or DOS) and mechanical properties was also observed in TE-TL (TE=Zr, Hf, Ti; TL=Cu, Ni, Co) metallic glasses [17,27] where the hardness and Young's modulus  $E$  were found to increase in proportion to the TL content while resulting in a decrease of the total DOS. Table 1 also reveals that the  $d$ -electron contribution to the magnetic susceptibility for both alloy systems is significant comprising approximately half of the total magnetic susceptibility. This is compatible with X-ray and ultraviolet photoemission studies [24,28] of TE-TL (TE=Zr, Ti; TL=Cu, Ni, Co, Fe) metallic glass alloys that show the DOS at the Fermi level is dominated by  $d$ -electron valence band states of TE elements. For both Zr and ZrHf-based BMG systems, the  $d$ -electron susceptibility  $\chi_{\text{pauli}}^{\text{d}} + \chi_{\text{orb}}$  (or DOS) is proportional to the toughness and hardness. One should note that  $\text{Zr}_{56}\text{Co}_{28}\text{Al}_{16}$  does not fit into this trend and can be attributed to the susceptibility contribution caused by  $\chi_{\text{orb}}$  [20] due to a nearly half-filled  $d$ -band of Co, which is otherwise negligible in the remaining compositions of this study. The dependence of toughness and hardness properties on  $d$ -electron susceptibility is demonstrated in Figure 3, where the outlier from  $\text{Zr}_{56}\text{Co}_{28}\text{Al}_{16}$  is clearly noted. Furthermore, while the  $^{27}\text{Al}$  Knight shifts demonstrate that local electronic structure at Al-sites is strongly coupled to mechanical properties of metallic glass, Figure 3 shows that the  $d$ -electron susceptibility provides a strong correlation with hardness and toughness properties.



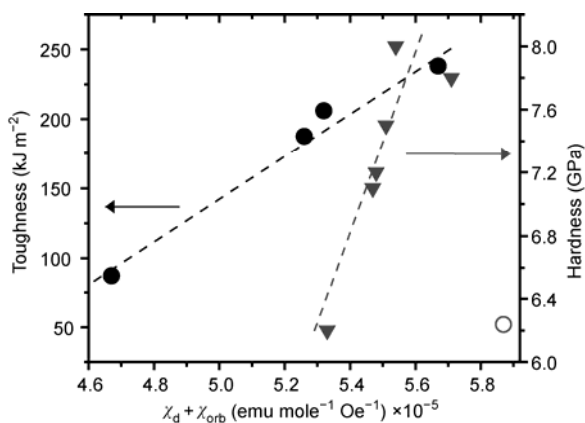
**Figure 1** (a) Room temperature  $^{27}\text{Al}$  NMR spectra for  $\text{Zr}_{56}\text{Co}_{28}\text{Al}_{16}$ ,  $\text{Zr}_{60}\text{Ni}_{21}\text{Al}_{19}$ ,  $\text{Zr}_{48}\text{Cu}_{45}\text{Al}_7$ ,  $\text{Zr}_{60}\text{Cu}_{28}\text{Al}_{12}$ , and  $\text{Zr}_{61}\text{Ti}_2\text{Cu}_{25}\text{Al}_{12}$  BMGs. A dashed line centered at 322 ppm serves as a guide for the eyes. (b) Room temperature Al NMR spectra for  $(\text{Zr}_{1-x}\text{Hf}_x)_{52.5}\text{Ti}_5\text{Cu}_{17.9}\text{Ni}_{14.6}\text{Al}_{10}$  BMG system from  $x = 0$  to 1.0. A dashed line centered at 329 ppm for  $x = 0$  serves to demonstrate systematic changes of the shift with composition.



**Figure 2** (a) Toughness ( $\text{kJ m}^{-2}$ ) properties are plotted as a function of Knight shift  $K_{\text{iso}}$  for Zr-based BMGs [3] demonstrating a direct correlation between mechanical properties and local electronic structure. (b) Hardness (GPa) properties for ZrHf-based BMGs [4] are plotted versus the Knight shift  $K_{\text{iso}}$  showing a systematic correlation. The insets of both figures display the corresponding correlation between the Knight shift  $K_{\text{iso}}$  and the total magnetic susceptibility  $\chi_{\text{exp}} - \chi_{\text{core}}$ .

**Table 1** Room temperature  $^{27}\text{Al}$  Knight shifts, total magnetic susceptibility,  $s$ -electron susceptibility,  $d$ -electron susceptibility, and toughness and hardness mechanical properties for Zr [3] and ZrHf-based [4] BMGs

Sample	Knight shift (ppm)	$\chi_{\text{exp}} - \chi_{\text{core}} \left( \frac{\text{emu}}{\text{mole Oe}} \right) \times 10^{-4}$	$\chi_s + \chi_L \left( \frac{\text{emu}}{\text{mole Oe}} \right) \times 10^{-5}$	$\chi_d + \chi_{\text{orb}} \left( \frac{\text{emu}}{\text{mole Oe}} \right) \times 10^{-5}$	Toughness ( $\text{kJ m}^{-2}$ )
$\text{Zr}_{56}\text{Co}_{28}\text{Al}_{16}$	475	1.30	7.02	5.87	52
$\text{Zr}_{60}\text{Ni}_{21}\text{Al}_{19}$	376	1.25	7.82	4.67	87.5
$\text{Zr}_{48}\text{Cu}_{45}\text{Al}_7$	326	0.98	4.50	5.32	206
$\text{Zr}_{60}\text{Cu}_{28}\text{Al}_{12}$	337	1.16	6.32	5.26	187.5
$\text{Zr}_{61}\text{Ti}_2\text{Cu}_{25}\text{Al}_{12}$	322	1.23	6.64	5.67	238
$(\text{Zr}_{1-x}\text{Hf}_x)_{52.5}\text{Ti}_5\text{Cu}_{17.9}\text{Ni}_{14.6}\text{Al}_{10}$					
$x$					Hardness (GPa)
0	329	1.13	5.97	5.33	6.2
0.2	342	1.17	6.24	5.47	7.1
0.4	358	1.19	6.46	5.48	7.2
0.6	374	1.22	6.66	5.51	7.5
0.8	387	1.24	6.82	5.54	8
1	402	1.27	6.97	5.71	7.8



**Figure 3** Toughness (●) and hardness (▼) properties for Zr and ZrHf-based BMGs are plotted versus  $\chi_d + \chi_{orb}$  from Table 1 showing an approximately linear correlation. The outlier of the trend seen here is from  $Zr_{56}Co_{28}Al_{16}$  due to enhanced  $\chi_{orb}$  and is noted with a different symbol (○).

Previous electronic structure studies of Zr-Cu-based metallic glasses [3,16] attribute a decreasing toughness (or an increase in brittleness) to an enhancement of covalent-like bonding, or specifically an increase in Al-TM *sp-d* hybridization in band structure. While this cannot be confirmed directly here, the implications of the data presented in Table 1 are that both the *s* and *d* magnetic susceptibilities of BMGs are highly influential for obtaining favorable mechanical properties. This can be rationalized in terms of the cohesive energies or interatomic bond strengths in transition metal-based alloy systems [29] and was briefly alluded to in recent studies of Zr and ZrHf-based BMGs [4,17]. The cohesive properties of alloys depend directly on the densities of *s* and *d*-electron states at the Fermi energy and the *d*-electron valence band width [29]. This is also important in achieving large exothermic heats of alloy formation [28,30] which are significant for good GFA and thermal stability [4, 17]. Large *d*-electron valence differences between constituents in an alloy (i.e. Zr-Cu) have been experimentally observed to induce significant *d*-band splitting that enhances the *d*-electron valence band width and density of states [24], which thereby increases the cohesive energy [29]. This is consistent with the data presented in Table 1 where the largest toughness value is observed in  $Zr_{61}Ti_2Cu_{25}Al_{12}$  whereas it is the smallest in  $Zr_{56}Co_{28}Al_{16}$  due to a much smaller valence difference between Zr and Co resulting in minimal *d*-band splitting [24]. Similarly, in ZrHf-based alloys where the cohesive energy due to the *s* and *d*-band of Hf is significantly higher than Zr [29], the hardness increases systematically from  $x = 0$  to  $x = 1.0$  due to a larger Hf/Zr fractional content.

### 3 Conclusions

In conclusion, this work provides insight into the correlations that exist between both the local electronic structure at

Al sites and magnetic susceptibility with hardness and toughness properties of Zr and ZrHf-based BMGs. The NMR and magnetic susceptibility results discussed also show consistency with previous studies of BMGs. The experimental data presented here clearly provides evidence that for transition metal-based BMGs, the *d*-electron structure is very important for obtaining favorable mechanical properties. The correlations observed in this study provide a guide for designing BMGs with specific mechanical properties of interest.

This work was supported by the U. S. Army Research Office (W911NF-09-1-0343).

- Inoue A, Zhang T, Masumoto T. New amorphous alloys with significant supercooled liquid region and large reduced glass transition temperature. *Mater Sci Eng A*, 1991, 134: 1125–1128
- Cheung T L, Shek C H. Thermal and mechanical properties of Cu-Zr-Al bulk metallic glasses. *J Alloy Compd*, 2007, 434-435: 71–74
- He Q, Cheng Y Q, Ma E, et al. Locating bulk metallic glasses with high fracture toughness: Chemical effects and composition optimization. *Acta Mater*, 2011, 59: 202–215
- Zhang H. Shear band evolution in Zr/Hf-based bulk metallic glasses under static and dynamic indentations. Dissertation for Doctoral Degree. Michigan: Michigan Technological University, 2006
- Inoue A, Zhang W, Zhang T, et al. High-strength Cu-based bulk glassy alloys in Cu-Zr-Ti and Cu-Hf-Ti ternary systems. *Acta Mater*, 2001, 49: 2645–2652
- Inoue A, Zhang W, Zhang T, et al. Cu-based bulk glassy alloys with high tensile strength of over 2000 MPa. *J Non-Cryst Solids*, 2002, 304: 200–209
- Inoue A, Zhang T, Masumoto T. The structural relaxation and glass transition of La-Al-Ni and Zr-Al-Cu amorphous alloys with a significant supercooled liquid region. *J Non-Cryst Solids*, 1992, 150: 396–400
- Busch R. The thermophysical properties of bulk metallic glass-forming liquids. *JOM*, 2000, 52: 39–42
- Turnbull D. Under what conditions can a glass be formed? *Contemp Phys*, 1969, 10: 473–488
- Angell C A. Formation of glasses from liquids and biopolymers. *Science*, 1995, 267: 1924–1935
- Yu H B, Wang W H, Bai H Y. An electronic structure perspective on glass-forming ability in metallic glasses. *Appl Phys Lett*, 2010, 96: 081902–081903
- Xi X K, Li L L, Zhang B, et al. Correlation of atomic cluster symmetry and glass-forming ability of metallic glass. *Phys Rev Lett*, 2007, 99: 095501–095504
- Kelton K F, Lee G W, Gangopadhyay A K, et al. First X-ray scattering studies on electrostatically levitated metallic liquids: Demonstrated influence of local icosahedral order on the nucleation barrier. *Phys Rev Lett*, 2003, 90: 195504
- Tanaka H. Relationship among glass-forming ability, fragility, and short-range bond ordering of liquids. *J Non-Cryst Solids*, 2005, 351: 678–690
- Sun B A, Pan M X, Zhao D Q, et al. Aluminum-rich bulk metallic glasses. *Scripta Mater*, 2008, 59: 1159–1162
- Xi X K, Sandor M T, Wang H J, et al. Bonding characters of Al-containing bulk metallic glasses studied by  $^{27}Al$  NMR. *J Phys Condens Matter*, 2011, 23: 115501
- Ristić R, Stubičar M, Babić E. Correlation between mechanical, thermal and electronic properties in Zr-Ni, Cu amorphous alloys. *Philos Mag*, 2007, 87: 5629–5637
- Lekka C E. Cu-Zr and Cu-Zr-Al clusters: Bonding characteristics and mechanical properties. *J Alloy Compd*, 2010, 504: S190–S193
- Gu X J, Poon S J, Shiflet G J, et al. Ductility improvement of

- amorphous steels: Roles of shear modulus and electronic structure. *Acta Mater*, 2008, 56: 88–94
- 20 Carter G C, Bennett L H, Kahan D J. Metallic shifts in NMR: A review of the theory and comprehensive critical data compilation of metallic materials. *Prog Mater Sci*, 1977, 20: 1–385
- 21 Bennett L H, Watson R E, Carter G C. Relevance of knight shift measurements to the electronic density of states. *J Res Nat Bur Stand*, 1970, 74A: 569–610
- 22 Yang D P, Hines W A, Tsai C L, et al. Magnetization and NMR study of the La-Al metallic glass system. *J Appl Phys*, 1991, 69: 6225–6227
- 23 Nagel S R, Gubler U M, Hague C F, et al. Electronic structure studies of  $\text{Ca}_x\text{Al}_{1-x}$  metallic glasses. *Phys Rev Lett*, 1982, 49: 575–578
- 24 Oelhafen P, Hauser E, Güntherodt H J. Varying *d*-band splitting in glassy transition metal alloys. *Solid State Commun*, 1980, 35: 1017–1019
- 25 Selwood P W. *Magnetochemistry*. New York: Interscience Publishers, 1956
- 26 Hines W A, Glover K, Clark W G, et al. Electronic structure of the Ni-Pd-P and Ni-Pt-P metallic glasses: A pulsed NMR study. *Phys Rev B*, 1980, 21: 3771–3780
- 27 Ristić R, Stubičar M, Kuršumović A. Correlation between electronic structure, mechanical properties and stability of TE-TL metallic glasses. *Croat Chem Acta*, 2010, 83: 33–37
- 28 Oelhafen P, Hauser E, Güntherodt H J, et al. New type of *d*-band-metal alloys: The valence-band structure of the metallic glasses Pd-Zr and Cu-Zr. *Phys Rev Lett*, 1979, 43: 1134–1137
- 29 Friedel J. Transition metals. Electronic structure of the *d*-band. In: Ziman J M, ed. *The Physics of Metals*. London: Cambridge University Press, 1969. 340–403
- 30 Pettifor D G. Theory of the heats of formation of transition-metal alloys. *Phys Rev Lett*, 1979, 42: 846–850

**Open Access** This article is distributed under the terms of the Creative Commons Attribution License which permits any use, distribution, and reproduction in any medium, provided the original author(s) and source are credited.