

Date 23 Feb 2011

MEMORANDUM FOR SAF/PA

FROM: SAF/FMCE

SUBJECT: Public Release Approval Request

1. The attached material, described below, is forwarded for security and policy review in accordance with AFI 35-101, Chapter 15:

TITLE: USAF Summaries for 1945-2005  
(Please include page count)

AUTHOR/ORGANIZATION: SAF/FMCE

PRESENTATION TO: *General Public*

DATE: *As soon as "Approved" for Public Release*

LOCATION: *DTIC Public Database*

PUBLICATION IN: *N/A*

SUBMITTAL DEADLINE: *N/A*

REQUEST REPLY BY: *23 Feb 2011*

**DEPARTMENT OF THE AIR FORCE  
SAF/PA  
CLEARED THIS INFORMATION**

**FEB 23 2011**

**FOR PUBLIC RELEASE**

2. SAF/FMC has no objection to public release of this document upon approval from SAF/PA.

3. (This line is for any comments or recommendation you may have in reference to the document you are submitting for review; if prior coordination has been performed, please list POC and phone number.) Please list one addition POC other than submitter.

Signed/evb/022311/fmcee  
Eli V. Brown, Maj, USAF  
SAF/FMCEE

*Attachment  
6 Copies (required)*



DEPARTMENT OF THE AIR FORCE  
WASHINGTON, DC

21 Jan 2011

Office of the Secretary

MEMORANDUM FOR AF/HO

EVJ  
KAS-2005

FROM: SAF/PA (Security and Policy Review)

SUBJECT: Public Release Coordination (PAIRS 2011-0034)--USAF Summaries for ~~1976-1985~~ - FOR PUBLIC  
RELEASE SUSPENSE: 28 Jan 2011

The purpose of the memo is to obtain subject matter expert coordination for public release of the attached document and has been sent concurrently to each addressee. This memo replaces the Public Affairs Information Release System (PAIRS) form and should be protected as "For Official Use Only". Please review and respond in the 1st indorsement with one of the provided dispositions. If you have any questions, concerns, or comments feel free to contact me at 703-697-3222/3994. FAX 703-693-9452.

*Devallee Pridgen-Gattison*  
DEVALEE PRIDGEN-GATTISON  
Security Review Specialist  
Secretary of the Air Force  
Office of Public Affairs

1st Ind, AF/HO

TO: SAF/PA (Security and Policy Review)

- No objection
- No objection, subject to recommendation
- No objection, subject to amendments for security and policy as indicated by brackets
- Objection (Amendments to permit publication are impractical. State reason)
- No Equity

*William C. Heindahl* 16/2/11  
(Reviewers Signature) (Date)  
William C. Heindahl  
(Print Reviewer's Name/duty title/phone number)  
Deputy Director  
HQ USAF/HO 697-5600



**DEPARTMENT OF THE AIR FORCE**  
**AIR FORCE HISTORICAL RESEARCH AGENCY**  
**MAXWELL AIR FORCE BASE, ALABAMA**

3 Feb 1999

HQ AFHRA/RSA  
600 Chennault Circle  
Maxwell AFB AL 36112-6424

Ms Rozetta T. Moore  
AFCAA/FMR  
1111 Jefferson Davis Highway, Ste 403  
Arlington VA 22202

Dear Ms Moore

Thank you for your request regarding USAF Statistical Digests. We reviewed these documents from FY1964 through FY1980 and verified that they can be declassified in IAW EO 12958. The volumes up to FY1964 were already declassified. You can use this letter as authority to declassified the USAF Statistical Digests from 1945 through 1980, inclusive.

Copies of these documents are available for purchase from this Agency on 16mm microfilm, as follows:

DATES	ROLL
1945-FY1948	A1082
FY1950-53	K1057
FY1954-56	K1058
FY1957-59	K1059
FY1960-63	K1060

If you wish to order any microfilm, please let us know.

Copies may also be available from the Air Force History Support Office, Bolling AFB DC. Please let us know if we can be of further assistance.

Sincerely

ARCHIE DiFANTE

Archivist

Safe Paper Office

# Report Documentation Page

Form Approved  
OMB No. 0704-0188

Public reporting burden for the collection of information is estimated to average 1 hour per response, including the time for reviewing instructions, searching existing data sources, gathering and maintaining the data needed, and completing and reviewing the collection of information. Send comments regarding this burden estimate or any other aspect of this collection of information, including suggestions for reducing this burden, to Washington Headquarters Services, Directorate for Information Operations and Reports, 1215 Jefferson Davis Highway, Suite 1204, Arlington VA 22202-4302. Respondents should be aware that notwithstanding any other provision of law, no person shall be subject to a penalty for failing to comply with a collection of information if it does not display a currently valid OMB control number.

1. REPORT DATE <b>15 MAR 1981</b>		2. REPORT TYPE		3. DATES COVERED <b>00-00-1981 to 00-00-1981</b>	
4. TITLE AND SUBTITLE <b>United States Air Force Statistical Digest, Fiscal Year 1980, Thirty-Fifth Edition</b>				5a. CONTRACT NUMBER	
				5b. GRANT NUMBER	
				5c. PROGRAM ELEMENT NUMBER	
6. AUTHOR(S)				5d. PROJECT NUMBER	
				5e. TASK NUMBER	
				5f. WORK UNIT NUMBER	
7. PERFORMING ORGANIZATION NAME(S) AND ADDRESS(ES) <b>Operations Statistics Division, D Statistical Services, DCS Comptroller, USAF, Washington, DC</b>				8. PERFORMING ORGANIZATION REPORT NUMBER	
9. SPONSORING/MONITORING AGENCY NAME(S) AND ADDRESS(ES)				10. SPONSOR/MONITOR'S ACRONYM(S)	
				11. SPONSOR/MONITOR'S REPORT NUMBER(S)	
12. DISTRIBUTION/AVAILABILITY STATEMENT <b>Approved for public release; distribution unlimited</b>					
13. SUPPLEMENTARY NOTES					
14. ABSTRACT					
15. SUBJECT TERMS					
16. SECURITY CLASSIFICATION OF:			17. LIMITATION OF ABSTRACT	18. NUMBER OF PAGES	19a. NAME OF RESPONSIBLE PERSON
a. REPORT <b>unclassified</b>	b. ABSTRACT <b>unclassified</b>	c. THIS PAGE <b>unclassified</b>			





# UNITED STATES AIR FORCE STATISTICAL DIGEST

RCS: HAF-ACM (A) 7203

## FISCAL YEAR 1980

This material contains information affecting the national defense of the United States within the meaning of the Espionage Laws (Title 18, U. S. C., section 793 and 794), the transmission or revelation of which in any manner to any unauthorized person is prohibited by law.

Retain or destroy this copy in accordance with Air Force Regulation 205-1. Do not return to sender.

THIRTY-FIFTH EDITION

**PUBLICATION DATE: 15 MARCH 1981**

PREPARED BY  
MANAGEMENT AND ECONOMICS DIVISION  
DIRECTORATE OF COST AND MANAGEMENT ANALYSIS  
COMPTROLLER OF THE AIR FORCE  
HEADQUARTERS, UNITED STATES AIR FORCE  
WASHINGTON, D. C. - 20330

CLASSIFIED BY: MULTIPLE SOURCES  
DECLASSIFY ON: 31 DECEMBER 1987



B



  
UNRECORDED



DEPARTMENT OF THE AIR FORCE  
HEADQUARTERS UNITED STATES AIR FORCE  
WASHINGTON, D.C.

20330

FOREWORD

The Statistical Digest was first printed in December 1945 by the Office of Statistical Control, Headquarters, Army Air Force. Its purpose then, and today, is to provide statistical summaries on Operations, Maintenance, Personnel, Budget, Reserve and Air National Guard components and related areas.

This is the thirty-fifth edition, now titled the United States Air Force Statistical Digest. It is the official compilation of Air Force Statistics for Fiscal Year 1980 (AFR 178-10).

The USAF Statistical Digest is compiled and published by the Directorate of Cost and Management Analysis, Comptroller of the Air Force. Responsible Air Staff offices, major commands, and separate operating agencies participate by submitting statistical summaries for inclusion in the publication.

The overall classification of this publication is SECRET. For classification guidance concerning elements of information in the document, contact the Office of Primary Responsibility or source indicated. Inquiries or suggestions regarding this publication should be addressed to HQ USAF/ACMM.

A handwritten signature in cursive script that reads "Donald G. Kane".

DONALD G. KANE, Colonel, USAF  
Director, Cost and Management Analysis  
Comptroller of the Air Force

**UNCLASSIFIED**

**UNCLASSIFIED**

# TABLE OF CONTENTS

	<u>PAGE</u>
FOREWORD. . . . .	I - II
TABLE OF CONTENTS . . . . .	III - VIII
LINEAGE OF USAF MAJOR COMMANDS AND SEPARATE OPERATING AGENCIES FOR FY 1980. . . . .	IX - X
OFFICE OF THE SECRETARY OF THE AIR FORCE. . . . .	- XI
THE AIR STAFF, DEPARTMENT OF THE AIR FORCE. . . . .	- XII
SECRETARY OF DEFENSE AND EXECUTIVES AND COMMANDERS OF THE UNITED STATES AIR FORCE DURING FISCAL YEAR 1980 . . . . .	XIII - XV
MAP OF USAF MAJOR INSTALLATIONS IN CONTINENTAL UNITED STATES. . . . .	- XVI
MAP OF USAF MAJOR INSTALLATIONS OUTSIDE CONTINENTAL UNITED STATES . . . . .	XVII - XVIII

## PART I - AIR FORCE UNITS AND CAPABILITIES

AIR FORCE UNITS AND CAPABILITIES. . . . .	1 - 46
INTRODUCTION AND FUNCTIONS. . . . .	1
Table 1 - Deployment of USAF Combat Forces by Squadrons and Total Primary Aircraft Authorization . . . . .	2 - 3
Table 2 - USAF Strategic Forces by Equipment, Command and Crews. . . . .	4
Table 3 - USAF Strategic Forces Aircraft C-Ratings . . . . .	5
Table 4 - USAF Strategic Forces by Equipment, Command and Crews. . . . .	6
Table 5 - USAF Strategic Forces Aircraft C-Ratings . . . . .	7
Table 6 - USAF Air Defense Forces by Equipment, Command Crews. . . . .	8
Table 7 - USAF Air Defense Forces Aircraft C-Ratings . . . . .	9
Table 8 - USAF Air Defense Forces by Equipment, Command and Crews. . . . .	10
Table 9 - USAF Air Defense Forces Aircraft C-Ratings . . . . .	11
Table 10 - USAF Tactical Forces by Equipment, Command and Crews . . . . .	12 - 13
Table 11 - USAF Tactical Forces Aircraft C-Ratings. . . . .	14
Table 12 - USAF Tactical Forces by Equipment, Command and Crews . . . . .	15 - 16
Table 13 - USAF Tactical Forces Aircraft C-Ratings. . . . .	17
Table 14 - USAF Reconnaissance Forces by Equipment, Command and Crews . . . . .	18
Table 15 - USAF Reconnaissance Forces Aircraft C-Ratings. . . . .	19
Table 16 - USAF Reconnaissance Forces by Equipment, Command and Crews . . . . .	20
Table 17 - USAF Reconnaissance Forces Aircraft C-Ratings. . . . .	21
Table 18 - USAF Electronic Warfare Forces by Equipment, Command and Crews . . . . .	22
Table 19 - USAF Electronic Warfare Forces Aircraft C-Ratings. . . . .	23
Table 20 - USAF Electronic Warfare Forces by Equipment, Command and Crews . . . . .	24
Table 21 - USAF Electronic Warfare Forces Aircraft C-Ratings. . . . .	25
Table 22 - USAF Special Operations Forces by Equipment, Command and Crews . . . . .	26
Table 23 - USAF Special Operations Forces Aircraft C-Ratings. . . . .	27
Table 24 - USAF Special Operations Forces by Equipment, Command and Crews . . . . .	28
Table 25 - USAF Special Operations Forces Aircraft C-Ratings. . . . .	29
Table 26 - USAF Airlift Forces by Equipment, Command and Crews. . . . .	30 - 31
Table 27 - USAF Airlift Forces Aircraft C-Ratings . . . . .	32
Table 28 - USAF Airlift Forces by Equipment, Command and Crews. . . . .	33 - 34
Table 29 - USAF Airlift Forces Aircraft C-Ratings . . . . .	35
Table 30 - USAF Combat Aircraft and Crews Summary (Including Air National Guard and Air Force Reserves Resources). . . . .	36 - 39
Table 31 - USAF Combat Aircraft and Crews Summary (Including Air National Guard and Air Force Reserves Resources). . . . .	40 - 43
Table 32 - USAF Combat Missiles and Crews Summary . . . . .	44
Table 33 - USAF Combat Missiles and Crews Summary . . . . .	45
Table 34 - Aircraft and Missile Units C-Ratings Readiness Percentages Criteria. . . . .	46

## PART II - FLIGHT OPERATIONS

FLYING HOURS. . . . .	47 - 75
INTRODUCTIONS AND DEFINITIONS . . . . .	47 - 48
Table 35 - Summary of Air Force Flying Hours by Mission, Design and Series - By Quarters - By Program and Actual . . . . .	49 - 76
Table 36 - Summary of Air Force, Air Force Reserve and Air National Guard Flying Hours By Command - By Quarters - By Program and Actual . . . . .	77 - 79

UNCLASSIFIED

## TABLE OF CONTENTS (Continued)

	<u>PAGE</u>
<u>PART III - MATERIEL</u>	
AIRCRAFT AND MISSILES . . . . .	81 - 111
INTRODUCTION AND DEFINITIONS. . . . .	81
Table 37 - This Table not used for this edition. . . . .	82
Table 38 - USAF Procurement for Security Assistance Programs, By Fiscal Year Funding . . . . .	83 - 90
Table 39 - USAF Aircraft Procurement Programs by Fiscal Year Funding . . . . .	91
Table 40 - USAF Guided Missiles (Including Target Drones) Procurement Programs, By Fiscal Year Funding. . . . .	92
Table 41 - USAF Aircraft Production Schedule and Acceptances . . . . .	93
Table 42 - USAF Missile and Target Drone Production Schedules and Acceptances. . . . .	94
Table 43 - Summary of US Air Force, Air Force Reserve and Air National Guard Aircraft Inventory by Functional Mission and Design . . . . .	95
Table 44 - USAF Aircraft Inventory by Functional Mission and Design. . . . .	96 - 98
Table 45 - USAF Aircraft Inventory by Function Mission - By Design and Modified Series. . . . .	99 - 103
Table 46 - Summary of USAF Aircraft Inventory by Functional Mission and Design . . . . .	104
Table 47 - Summary of Foreign Government Owned Aircraft Located in CONUS and Under USAF Operation Control - By Mission and Design. . . . .	105
Table 48 - Selected USAF Aircraft Mission Capability Rates - (Percent) Fiscal Years 1978, 1979 and 1980 . . . . .	106 - 108
Table 49 - Age (In Years/Months) Distribution of Active Forces Aircraft Inventory by Mission, Design and Series . . . . .	109 - 110
Table 50 - Age (In Years/Months) Distribution of USAF Strategic Missiles Inventory By Mission and Design . . . . .	111
WAR READINESS MATERIEL. . . . .	112 - 114
INTRODUCTION AND DEFINITIONS. . . . .	112
Table 51 - Comparison of the USAF Inventory of Air Munitions Items - World- Wide. . . . .	113 - 114
<u>PART IV - INSTALLATIONS</u>	
INSTALLATIONS . . . . .	115 - 122
INTRODUCTION AND DEFINITIONS. . . . .	115 - 116
Table 52 - Summary of USAF Installations . . . . .	117
Table 53 - Air Force Real Property Data - World-Wide . . . . .	118
Table 54 - Cost to US Government of Military Real Property Controlled by the Department of the Air Force - World-Wide. . . . .	119
Table 55 - Military Real Property Acreage Controlled and Located at Department of the Air Force Installations - World-Wide . . . . .	120
Table 56 - Government Cost of Land Controlled by Department of the Air Force - World-Wide. . . . .	121
Table 57 - Department of the Air Force Real Property Maintenance Activities - Expenditures by Functional Category . . . . .	122
<u>PART V - PERSONNEL</u>	
MILITARY PERSONNEL. . . . .	123 - 183
DEFINITIONS . . . . .	123 - 124
STRENGTH. . . . .	125 - 148
Table 58 - Military Strength of Officers By Grade in Which Serving By Command. . . . .	125
Table 59 - USAF Regular and Reserve General Officers By Grade in Which Serving - World-Wide - At End of Quarter. . . . .	126
Table 60 - Airmen By Grade in Which Serving, By Command - World-Wide . . . . .	127 - 128
Table 61 - USAF Officers By Grade in Which Serving, By Age - By Average Age - World-Wide. . . . .	129
Table 62 - USAF Military Personnel By Grade in Which Serving, By Component - World-Wide - At End of Quarter. . . . .	130 - 133
Table 63 - USAF Regular Commissioned Officers By Grade in Which Serving, By Control Branch - World-Wide - Semi-Annual . . . . .	134

UNCLASSIFIED

## TABLE OF CONTENTS (Continued)

<u>PART V - PERSONNEL (Continued)</u>		<u>PAGE</u>
Table 64 - USAF Non-Regular Commissioned Officers By Grade in Which Serving, By Control Branch - World-Wide - Semi-Annual . . . . .		135
Table 65 - USAF Female Personnel By Type, By Grade in Which Serving - World-Wide . . . . .		136
Table 66 - USAF Regular Officers By Year Group (TAFCSO) By Grade . . . . .		137
Table 67 - USAF Non-Regular Officers By Year Group (TAFCSO) By Grade . . . . .		138
Table 68 - USAF Military Personnel Duty Location Strength By State, In the United States . . . . .		139
Table 69 - USAF Military Personnel Duty Location Strength By Country, Overseas . . . . .	140 -	141
Table 70 - USAF Enlisted Force By Age - By Grade . . . . .		142
Table 71 - USAF Officers by Sex, By Ethnic Group, By Grade - World-Wide . . . . .		143
Table 72 - USAF Regular Officers By Source of Commission, By Race - By Grade . . . . .	144 -	145
Table 73 - USAF Non-Regular Officers By Source of Commission, By Race, By Grade . . . . .	146 -	147
Table 74 - USAF Officers By Marital Status and Grade . . . . .		148
PERSONNEL BY AERONAUTICAL RATING. . . . .	149 -	153
Table 75 - USAF Officers By Aeronautical Rating, On Flying Status - By Grade in Which Serving - World-Wide . . . . .		149
Table 76 - USAF Officers By Aeronautical Status - World-Wide . . . . .		150
Table 77 - USAF Officers By Aeronautical Rating on Flying Status, By Command - World-Wide . . . . .	151 -	152
Table 78 - USAF Officers on Flying Status By Aeronautical Rating, By Age - World-Wide . . . . .		153
SPECIALTIES AND SKILL LEVEL . . . . .	154 -	155
Table 79 - Assigned USAF Officers By Occupational Field Based on Duty Specialty - World-Wide . . . . .		154
Table 80 - USAF Officers By Grade, By Educational Level - World-Wide . . . . .		155
PROMOTIONS. . . . .	156	
Table 81 - USAF Active Military Personnel By Grade to Which Promoted - World-Wide . . . . .		156
GAINS, LOSSES, AND STATUS CHANGE. . . . .	157 -	168
Table 82 - Gains and Losses of USAF Officers to the Active Military Strength - World-Wide . . . . .	157 -	160
Table 83 - Gains and Losses and Status Changes of Airmen to USAF Active Strength World-Wide . . . . .	161 -	164
Table 84 - Gains and Losses of USAF Officers, By Grade - By Quarter - World-Wide . . . . .		165
Table 85 - Gains and Losses of USAF Airmen, By Grade - By Quarter - World-Wide . . . . .		166
Table 86 - Losses of Officers By Aeronautical Status, By Age Group - World-Wide . . . . .		167
Table 87 - USAF Officer Losses By Source of Commission, By Grade . . . . .		168
ENLISTMENTS AND REENLISTMENTS . . . . .	169 -	172
Table 88 - Enlistment and Reenlistment By Grade, By Sex - World-Wide . . . . .		169
Table 89 - Enlistments and Reenlistments By Term of Enlistment, By Sex - World-Wide . . . . .		170
Table 90 - Enlistments By Educational Level - By Quarter - World-Wide . . . . .		171
Table 91 - Non-Prior Service Enlistments By Armed Forces Qualification Test (AFQT) Mental Category - By Quarter . . . . .		172
RETIREMENTS . . . . .	173	
Table 92 - USAF Retired Military Personnel By Pay Grade, By Type of Retirement, By Component. . . . .		173
DISTRIBUTION OF USAF REGULAR AND NON-REGULAR LINE AND OTHER THAN LINE COMMISSIONED OFFICERS		
Table 93 - Distribution of USAF Regular (Male and Female) Line and Other Than Line Commissioned Officers By Permanent Grade and Temporary Grade in Which Serving . . . . .		174
Table 94 - Distribution of USAF Non-Regular (Male and Female) Line and Other Than Line Commissioned Officers By Permanent Grade and Temporary Grade in Which Serving . . . . .		175

UNCLASSIFIED

## TABLE OF CONTENTS (Continued)

	<u>PAGE</u>
<u>PART V - PERSONNEL (Continued)</u>	
OFFICER AND AIRMEN DEATHS . . . . .	176 - 182
Table 95 - Non-Battle Deaths of USAF Officers By Aeronautical Rating, By Grade in Which Serving at Time of Death - World-Wide - Semi-Annually . . . . .	176
Table 96 - Non-Battle Deaths of USAF Officers and Airmen By Grade in Which Serving At Time of Death - World-Wide - Semi-Annually . . . . .	177
Table 97 - Non-Battle Deaths of USAF Officers By Age Group, By Grade in Which Serving at Time of Death - World-Wide - Semi-Annually . . . . .	178
Table 98 - Non-Battle Deaths of USAF Airmen By Age Group, By Grade in Which Serving at Time of Death - World-Wide - Semi-Annually . . . . .	179
Table 99 - Non-Battle Deaths of USAF Officers By Age Group, By Causative Agent - World-Wide - Semi-Annually. . . . .	180
Table 100 - Non-Battle Deaths of USAF Airmen By Age Group, By Causative Agent - World-Wide - Semi-Annually. . . . .	181
Table 101 - USAF Military Personnel Monthly Basic Pay and Allowances By Pay Grade- By Years of Service . . . . .	182
HEADQUARTERS MANAGEMENT DATA. . . . .	183
Table 102 - USAF Management Headquarters - By Military and Civilian Personnel - Actual. . . . .	183
CIVILIAN PERSONNEL. . . . .	184 - 191
INTRODUCTION. . . . .	184
Table 103 - Total USAF Civilian Employment By US Civilians and Non-US Civilians By Geographical Area - By Command . . . . .	185 - 186
Table 104 - Chargeable USAF Civilian Personnel Strength By Appropriation. . . . .	187
Table 105 - USAF General Schedule Average Grade Comparison By Command and Separate Agencies . . . . .	188
Table 106 - Civilian Minority Group and Women Employment Comparison . . . . .	189
Table 107 - Scope of Labor Management Relations Activity in Air Force Major Air Commands. . . . .	190
Table 108 - Summary of USAF Civilian Retirement Fund Transactions for the Calendar Year Ended 31 December 1980 . . . . .	191
<u>PART VI - MEDICAL</u>	
MEDICAL . . . . .	193 - 198
DEFINITIONS . . . . .	193
Table 109 - Selected Data Concerning Medical Care Provided at Fixed Air Force Medical Facilities - World-Wide . . . . .	194
Table 110 - Admission Rates By Geographical Area - Air Force Personnel. . . . .	195
Table 111 - Non-Effective Ratios for All Causes - Air Force Personnel - World- Wide. . . . .	196
Table 112 - Hospitalized Ratios for All Causes - Air Force Personnel - World Wide. . . . .	197
Table 113 - Number of Individuals Completing Physiological Training According to Phase of Training . . . . .	198
<u>PART VII - SECURITY AND DISCIPLINE</u>	
THE AIR FORCE CORRECTION PROGRAM. . . . .	199 - 203
INTRODUCTION AND DEFINITIONS. . . . .	199
Table 114 - Confinement Facilities Operated By Air Force Installations - Semi- Annually. . . . .	200
Table 115 - Air Force Prisoners - Total in Confinement - Semi-Annually. . . . .	201
Table 116 - Personnel in Correctional Custody - Semi-Annually . . . . .	202
Table 117 - Total Releases From Correctional Custody - Semi-Annually. . . . .	203
OFFICE OF SPECIAL INVESTIGATIONS. . . . .	204 - 208
DEFINITIONS . . . . .	204
Table 118 - Investigative Activity By Theater and World-Wide. . . . .	205 - 206

UNCLASSIFIED



## TABLE OF CONTENTS (Continued)

	PAGE
<u>PART VII - SECURITY AND DISCIPLINE (Continued)</u>	
THE JUDGE ADVOCATE GENERAL . . . . .	207 - 212
INTRODUCTION AND DEFINITIONS . . . . .	207
Table 119 - Annual Article 15 Activities and Number of Article 15 Actions - From the Judge Advocate General, USAF . . . . .	208
Table 120 - Annual Article 15 Activities and Punishments Imposed - From the Judge Advocate General, USAF . . . . .	209
Table 121 - Annual Court-Martial Activities of Persons Tried by Court-Martial By Average Strength and Type of Court-Martial - From the Judge Advocate General, USAF . . . . .	210
Table 122 - Annual Court-Martial Activities of Trials Convened, By Type of Court-Martial and Annual Article 15 Actions - From the Judge Advocate General, USAF . . . . .	211
Table 123 - Annual Court-Martial Activities of Persons Convicted/Acquitted, By Type of Courts-Martial - By Officers and Airmen - From the Judge Advocate General, USAF . . . . .	212
<u>PART VIII - COMPONENTS</u>	
<u>AIR FORCE RESERVE AND AIR NATIONAL GUARD</u>	
AIR FORCE RESERVE . . . . .	213 - 228
INTRODUCTION AND DEFINITIONS . . . . .	213
Table 124 - Summary of Air Force Reserve Flying Hours By Mission, Design & Series By Quarters - By Program and Actual . . . . .	214 - 220
Table 125 - Air Force Reserve Aircraft Inventory By Functional Distribution - By Mission and Design . . . . .	221
Table 126 - Air Force Reserve Aircraft Inventory by Functional Mission - By Design and Modified Series . . . . .	222 - 223
Table 127 - Age (In Years/Months) Distribution of Air Force Reserve Aircraft By Mission and Design . . . . .	224
Table 128 - Air Force Reserve Officers, By Reserve Section and Grade . . . . .	225
Table 129 - Air Force Reserve Airmen, By Reserve Section and Grade . . . . .	226
Table 130 - Reserve Officer Representation on the Air Force Staff . . . . .	227
Table 131 - Air Force Reserve Units and Physical Locations - By States . . . . .	228
AIR NATIONAL GUARD . . . . .	229 - 249
Table 132 - Summary of Air National Guard Flying Hours By Mission, Design & Series By Quarters - By Program and Actual . . . . .	230 - 242
Table 133 - Air National Guard Aircraft Inventory By Functional Distribution - By Mission and Design . . . . .	243 - 244
Table 134 - Air National Guard Aircraft Inventory By Functional Mission - By Design and Modified Series . . . . .	245 - 246
Table 135 - Age (In Years/Months) Distribution of Air National Guard Aircraft By Mission and Design . . . . .	247
Table 136 - Air National Guard Flying Units and Physical Locations - By States . . . . .	248 - 249
<u>PART IX - FISCAL</u>	
FISCAL DATA . . . . .	251 - 254
INTRODUCTION AND EXPLANATION OF TERMS . . . . .	251
Table 137 - Department of the Air Force Fiscal Year 1979 Outlays . . . . .	252
Table 138 - Department of the Air Force Obligations Against All Active Programs During FY 1980 . . . . .	253 - 254

UNCLASSIFIED

## TABLE OF CONTENTS (Continued)

	<u>PAGE</u>
<u>PART X - TRANSPORTATION</u>	
TRANSPORTATION. . . . .	255 - 260
INTRODUCTION AND DEFINITIONS. . . . .	255
Table 139 - Military Airlift Command Selected Transport Operations of the Single Manager Operating Agency - By User. . . . .	256
Table 140 - Military Airlift Command Selected Transport Operations of the Single Manager Operating Agency. . . . .	257
Table 141 - Military Airlift Command Airlift Service - Industrial Fund Aircraft and Flying Hour Data. . . . .	258
Table 142 - Military Airlift Command Cost of Commercial Airlift Procured for Single Manager Operating Agency By Contractor . . . . .	259
Table 143 - Statement of Revenue and Costs - Military Airlift Command, USAF Industrial Fund . . . . .	260

UNCLASSIFIED

LINEAGE OF USAF MAJOR COMMANDS, SEPARATE OPERATING AGENCIES, AND  
DIRECT REPORTING UNITS ACTIVE AS OF 30 SEPTEMBER 1980

AEROSPACE DEFENSE CENTER (ADC)

Constituted as Aerospace Defense Center, 18 October 1979; activated as a direct reporting unit, 1 December 1979.

AIR FORCE ACCOUNTING AND FINANCE CENTER (AFAPC)

Established as Air Force Finance Division and organized as a separate operating agency, 1 January 1951; redesignated Air Force Accounting and Finance Division, 1 September 1957; redesignated Air Force Accounting and Finance Center, 1 July 1959.

AIR FORCE AUDIT AGENCY (AFAA)

Constituted as Air Force Audit Agency and activated as a separate operating agency, 31 December 1971.

AIR FORCE COMBAT OPERATIONS STAFF (AFCOS)

Constituted as Air Force Combat Operations Staff, 28 November 1978; activated as a direct reporting unit, 1 December 1978.

AIR FORCE COMMISSARY SERVICE (AFCOMS)

Constituted as Air Force Commissary Service and activated as a separate operating agency, 1 January 1976; reassigned, as a subordinate unit, to Air Force Engineering and Services Agency (later, Center), 8 April 1977; returned to status of separate operating agency, 1 December 1978.

AIR FORCE COMMUNICATIONS COMMAND (AFCC)

Constituted as Army Airways Communications System Wing, 13 April 1943; activated as part of Flight Control Command, 26 April 1943; reassigned directly to Army Air Forces, 14 July 1943; redesignated Army Airways Communications System, 26 April 1944; redesignated Air Communications Service and reassigned to Air Transport Command, 13 March 1946; redesignated Airways and Air Communications Service, 11 September 1946; reassigned to Military Air Transport Service, 1 June 1948; relieved from assignment to Military Air Transport Service, elevated to a major command, and redesignated Air Force Communications Service, 1 July 1961; redesignated Air Force Communications Command, 15 November 1979.

AIR FORCE ENGINEERING AND SERVICES CENTER (AFESC)

Constituted as Air Force Engineering and Services Agency and activated as a separate operating agency, 8 April 1977; redesignated Air Force Engineering and Services Center, 30 June 1978.

AIR FORCE INSPECTION AND SAFETY CENTER (AFISC)

Constituted as Air Force Inspection and Safety Center and activated as a separate operating agency, 31 December 1971.

AIR FORCE INTELLIGENCE SERVICE (AFIS)

Constituted as Air Force Intelligence Service and activated as a separate operating agency, 27 June 1972.

AIR FORCE LEGAL SERVICES CENTER (AFLSC)

Constituted as Air Force Legal Services Center and activated as a separate operating agency, 1 July 1978.

AIR FORCE LOGISTICS COMMAND (AFLC)

Established as Army Air Forces Materiel and Services, 14 July 1944; organized as a major command, 17 July 1944; redesignated Army Air Forces Air Technical Service Command, 31 August 1944; redesignated Air Technical Service Command, 1 July 1945; redesignated Air Materiel Command, 9 March 1946; redesignated Air Force Logistics Command, 1 April 1961.

AIR FORCE MANPOWER AND PERSONNEL CENTER (AFMPC)

Constituted as Air Force Military Personnel Center and activated as a separate operating agency, 31 December 1971; redesignated Air Force Manpower and Personnel Center, 30 June 1978.

AIR FORCE MEDICAL SERVICE CENTER (AFMSC)

Constituted as Air Force Medical Service Center and activated as a separate operating agency, 1 July 1978.

AIR FORCE OFFICE OF SECURITY POLICE (AFOSP)

Constituted as Air Force Office of Security Police and activated as a separate operating agency, 1 September 1979.

AIR FORCE OFFICE OF SPECIAL INVESTIGATIONS (AFOSI)

Constituted as Air Force Office of Special Investigations and activated as a separate operating agency, 31 December 1971.

AIR FORCE RESERVE (AFRES)

Constituted as Air Force Reserve and activated as a separate operating agency, 21 June 1968; organized, 1 August 1968; status changed from a separate operating agency to a direct reporting unit, 1 July 1978.

UNCLASSIFIED

LINEAGE OF USAF MAJOR COMMANDS, SEPARATE OPERATING AGENCIES, AND  
DIRECT REPORTING UNITS ACTIVE AS OF 30 SEPTEMBER 1980 (Continued)

AIR FORCE SERVICE INFORMATION AND NEWS CENTER (AFSINC)

Constituted as Air Force Service Information and News Center and activated as a separate operating agency, 1 June 1978.

AIR FORCE SYSTEMS COMMAND (AFSC)

Established as Research and Development Command, 23 January 1950; organized as a major command, 1 February 1950; redesignated Air Research and Development Command, 16 September 1950; redesignated Air Force Systems Command, 1 April 1961.

AIR FORCE TEST AND EVALUATION CENTER (AFTEC)

Constituted as Air Force Test and Evaluation Center and activated as a separate operating agency, 1 January 1974.

AIR NATIONAL GUARD SUPPORT CENTER (ANGSC)

Constituted as Air National Guard Support Center, 10 May 1979; activated as a direct reporting unit, 1 June 1979.

AIR TRAINING COMMAND (ATC)

Established as a major command under designation Air Corps Flying Training Command, 23 January 1942; redesignated Army Air Forces Flying Training Command, March 1942; redesignated Army Air Forces Training Command, 31 July 1943; redesignated Air Training Command, 1 July 1946.

ALASKAN AIR COMMAND (AAC)

Constituted as Alaskan Air Force, 28 December 1941; activated as a major command, 15 January 1942; redesignated Eleventh Air Force, 5 February 1942; redesignated Alaskan Air Command, 18 December 1945.

ALBERT F. SIMPSON HISTORICAL RESEARCH CENTER (AFSHRC)

Constituted as Albert F. Simpson Historical Research Center, 25 May 1979; activated as a direct reporting unit, 1 July 1979.

ELECTRONIC SECURITY COMMAND (ESC)

Established as United States Air Force Security Service, 20 October 1948; organized as a major command, 26 October 1948; redesignated Electronic Security Command, 1 August 1979.

MILITARY AIRLIFT COMMAND (MAC)

Established as Military Air Transport Service and organized as a major command, 1 June 1948; redesignated Military Airlift Command, 1 January 1966.

PACIFIC AIR FORCES (PACAF)

Constituted as Far East Air Forces, 31 July 1944; activated as a major command, 3 August 1944; redesignated Pacific Air Command, US Army, 6 December 1945; redesignated Far East Air Forces, 1 January 1947; redesignated Pacific Air Forces, 1 July 1957.

STRATEGIC AIR COMMAND (SAC)

Constituted as Continental Air Forces, 13 December 1944; activated as a major command, 15 December 1944; redesignated Strategic Air Command, 21 March 1946.

TACTICAL AIR COMMAND (TAC)

Established and activated as a major command, 21 March 1946; reassigned, as an operational command, to Continental Air Command, 1 December 1948; made an operational and administrative command under Continental Air Command, 20 September 1950; returned to status of major command, 1 December 1950.

UNITED STATES AIR FORCE ACADEMY (USFA)

Established, 27 July 1954; activated as a separate operating agency, 14 August 1954; status changed from a separate operating agency to a direct reporting unit, 1 September 1978.

UNITED STATES AIR FORCES IN EUROPE (USAFE)

Constituted as Eighth Air Force, 19 January 1942; activated as a major command, 28 January 1942; redesignated United States Strategic Air Forces in Europe, 22 February 1944; redesignated United States Air Forces in Europe, 7 August 1945.

1947TH ADMINISTRATIVE SUPPORT GROUP

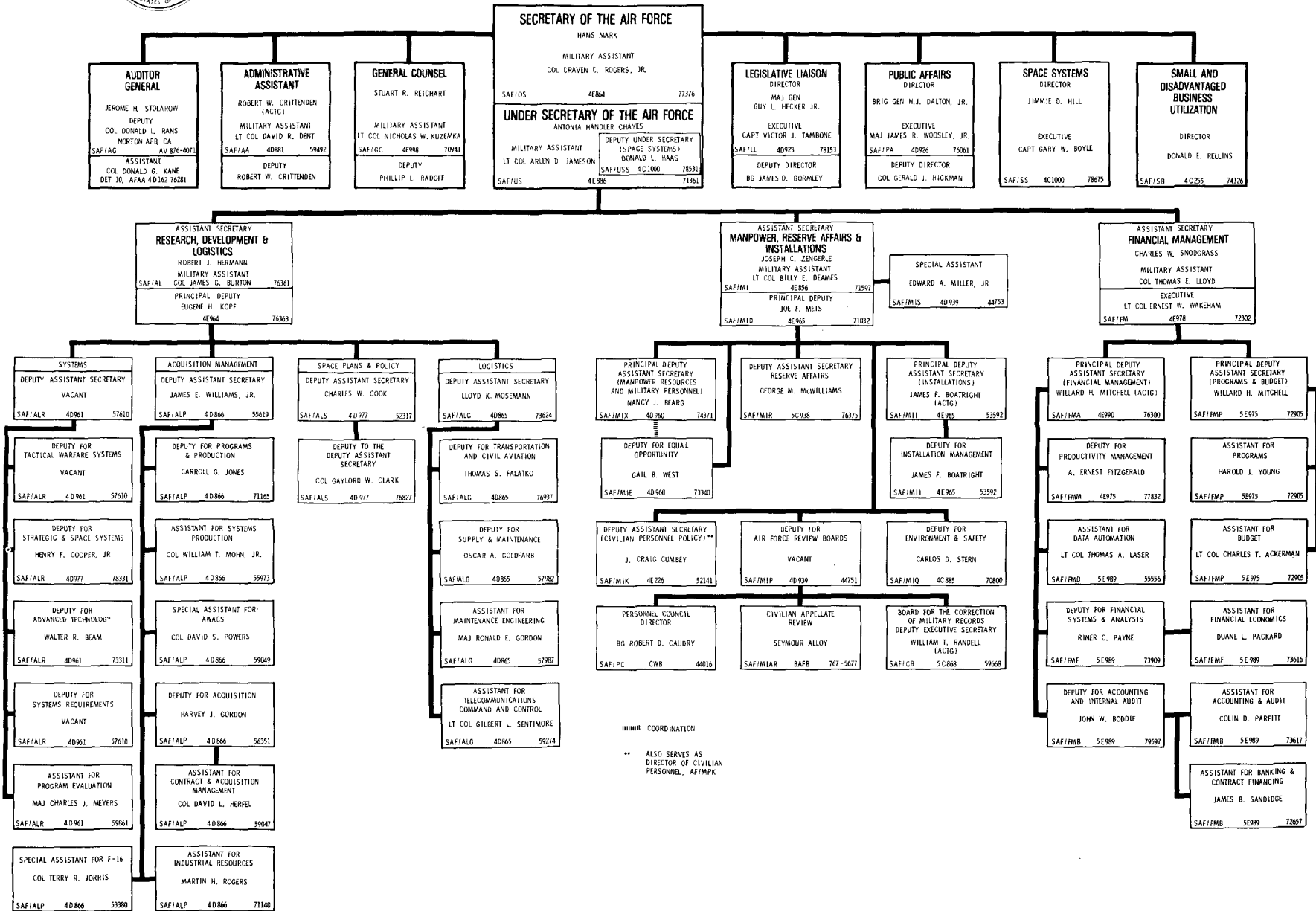
Designated as 1947th Administrative Support Group, 21 June 1978; activated as a direct reporting unit, 30 June 1978.

UNCLASSIFIED



# OFFICE OF THE SECRETARY OF THE AIR FORCE

20 JUNE 1980



UNCLASSIFIED



**CHIEF OF STAFF**

GENERAL ALLEN

\* EXEC. COL ASHY  
AF/CC 4895-7925

**VICE CHIEF OF STAFF**

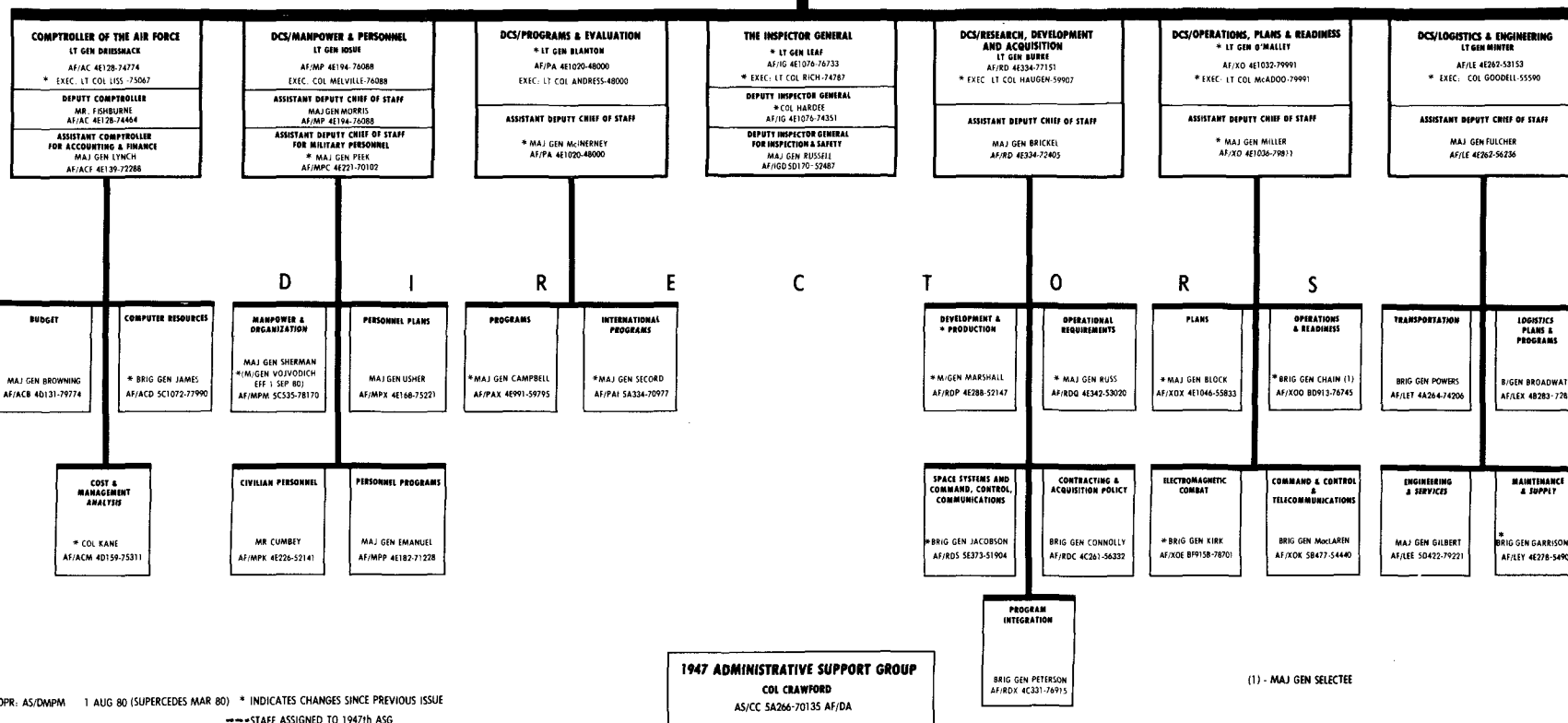
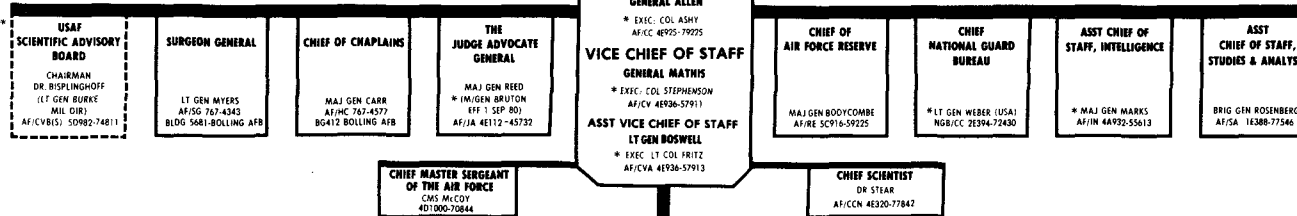
GENERAL MATSUS

\* EXEC. COL STEPHENSON  
AF/CA 4836-5791

**ASST VICE CHIEF OF STAFF**

LT GEN BOWWELL

\* EXEC. LT COL FRITZ  
AF/CVA 4836-5793



OPR: AS/DWPM 1 AUG 80 (SUPERCEDES MAR 80) \* INDICATES CHANGES SINCE PREVIOUS ISSUE

--STAFF ASSIGNED TO 1947th ASG

(1) - MAJ GEN SELECTE

UNCLASSIFIED

UNCLASSIFIED

SECRETARY OF DEFENSE AND EXECUTIVES AND COMMANDERS OF THE UNITED STATES  
AIR FORCE DURING FISCAL YEAR 1980

		Tenure	
		From	To
SECRETARY OF DEFENSE	HON HAROLD BROWN	21 Jan 77	20 Jan 81
SECRETARY OF THE AIR FORCE	HON HANS M. MARK	26 Jul 79	6 Feb 81
Under Secretary of the Air Force	HON ANTONIA HANDLER CHAYES	26 Jul 79	20 Jan 81
Assistant Secretaries:			
Research, Development and Logistics	Hon Robert J. Hermann	26 Jul 79	-
Manpower, Reserve Affairs and Installations	Hon Joseph C. Zengerle Hon Joe F. Meis (Actg)	11 Feb 80 19 May 79	20 Jan 81 10 Feb 80
Financial Management	Hon Charles W. Snodgrass Mr. Willard H. Mitchell (Actg) Hon John A. Hewitt, Jr.	18 Jun 80 5 Nov 79 27 Feb 78	20 Jan 81 17 Jun 80 4 Nov 79
General Counsel	Mr. Stuart R. Reichart	18 Apr 79	-
Director, Legislative Liaison	Maj Gen Guy L. Hecker Maj Gen Charles C. Blanton	1 May 80 15 Dec 76	- 30 Apr 80
Director, Public Affairs	Brig Gen Richard F. Abel Brig Gen Harry J. Dalton, Jr.	1 Sep 80 17 Dec 75	- 31 Aug 80
Administrative Assistant to the Secretary	Mr. Robert J. McCormick Mr. Robert W. Crittenden (Actg) Mr. Thomas W. Nelson	24 Aug 80 12 Jan 80 29 Sep 71	- 23 Aug 80 11 Jan 80
Director, Space Systems	Mr. Jimmie D. Hill	12 Jun 78	-
Director, Special Projects	Maj Gen John E. Kulpa, Jr.	4 Aug 75	-
CHIEF OF STAFF	GEN LEW ALLEN, JR.	1 Jul 78	-
Vice Chief of Staff	Gen Robert C. Mathis Gen James A. Hill	1 Mar 80 1 Jul 78	- 29 Feb 80
Assistant Vice Chief of Staff	Lt Gen Marion L. Boswell	1 Jun 79	-
The Judge Advocate General	Maj Gen Thomas B. Bruton Maj Gen Walter D. Reed	1 Sep 80 1 Oct 77	- 31 Aug 80
The Inspector General	Lt Gen Howard W. Leaf Lt Gen Howard M. Lane	1 Jun 80 1 Sep 78	- 31 May 80
USAF Scientific Advisory Board	Dr. Raymond A. Bisplinghoff	2 Sep 78	-
Chief of Chaplains	Maj Gen Richard Carr	1 Aug 78	-
Surgeon General	Lt Gen Paul W. Myers	1 Aug 78	-

## UNCLASSIFIED

SECRETARY OF DEFENSE AND EXECUTIVES AND COMMANDERS OF THE UNITED STATES  
AIR FORCE DURING FISCAL YEAR 1980 (Continued)

		Tenure	
		From	To
CHIEF OF STAFF (Continued)			
Office of Air Force Reserve	Maj Gen Richard Bodycombe	16 Apr 79	-
Assistant Chief of Staff, Intelligence	Maj Gen John B. Marks, Jr.	14 Apr 80	-
	Maj Gen James L. Brown	15 Aug 77	13 Apr 80
Assistant Chief of Staff, Studies and Analyses	Brig Gen Robert A. Rosenberg	15 Mar 80	-
	Maj Gen Jasper A. Welch, Jr.	1 Sep 75	6 Nov 79
Comptroller of the Air Force	Lt Gen Hans H. Driessnack	22 Aug 78	-
Deputy Chief of Staff, Manpower and Personnel	Lt Gen Andrew P. Iosue	1 Apr 79	-
Deputy Chief of Staff, Programs and Evaluation	Lt Gen Charles C. Blanton	1 May 80	-
	Lt Gen Abbott C. Greenleaf	1 Jun 77	30 Apr 80
Deputy Chief of Staff, Operations, Plans and Readiness	Lt Gen Jerome F. O'Malley	1 Aug 80	-
	Lt Gen Charles A. Gabriel	1 Apr 79	31 Jul 80
Deputy Chief of Staff, Research, Development and Acquisition	Lt Gen Kelly H. Burke	1 Nov 79	-
	Lt Gen Thomas P. Stafford	1 Apr 78	31 Oct 79
Deputy Chief of Staff, Logistics and Engineering	Lt Gen Billy M. Minter	1 May 79	-
Office of Air Force History	Maj Gen John W. Huston	12 Jul 76	-
MAJOR COMMANDS AND SEPARATE OPERATING AGENCIES			
Aerospace Defense Command (ADCOM)	Lt Gen James V. Hartinger	1 Jan 80	-
	Gen James E. Hill	6 Dec 77	31 Dec 79
Air Force Accounting and Finance Center (AF AFC)	Maj Gen George C. Lynch	29 Jun 79	-
Air Force Commissary Service (AF COMS)	Maj Gen Charles E. Woods	27 Sep 78	-
Air Force Communications Command (AF CC)	Maj Gen Robert T. Herres	22 Jun 79	-
Air Force Legal Services Center	Maj Gen Thomas B. Bruton	1 Sep 80	-
Air Force Logistics Command (AF LC)	Gen Bryce Poe, II	1 Feb 78	-
Air Force Management Engineering Agency (AF MEA)	Col Robert E. Edgell	2 Aug 79	-
Air Force Reserve (AF RES)	Maj Gen Richard Bodycombe	16 Apr 79	-
Air Force Systems Command (AF SC)	Gen Alton D. Slay	1 Apr 78	31 Jan 81

UNCLASSIFIED



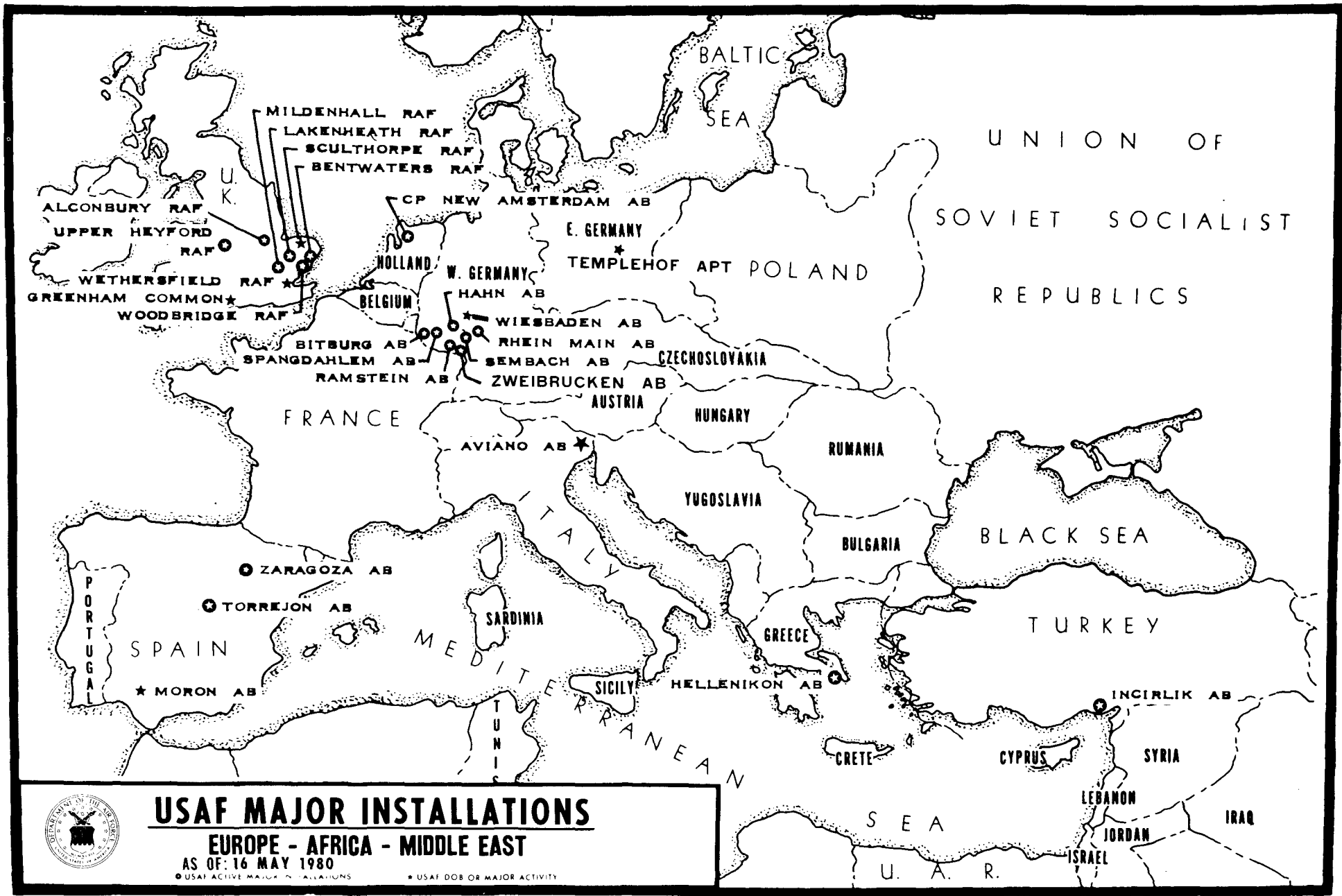
SECRETARY OF DEFENSE AND EXECUTIVES AND COMMANDERS OF THE UNITED STATES  
AIR FORCE DURING FISCAL YEAR 1980 (Continued)

		Tenure	
		From	To
MAJOR COMMANDS AND SEPARATE OPERATING AGENCIES (Continued)			
Air Reserve Personnel Center (ARPC)	Col James F. Egbert Col Frank D. Hardee	18 Aug 80 - 14 Dec 77 -	17 Aug 80
Air Training Command (ATC)	Gen Bennie L. Davis	1 Apr 79 -	
Alaskan Air Command (AAC)	Lt Gen Winfield W. Scott, Jr.	1 Jul 78 -	
Air Force Audit Agency (AFAA)	Col Donald L. Rans Maj Gen Joseph B. Dodds	1 Jul 80 - 15 May 76 -	30 Jun 80
Air Force Inspection and Safety Center (AFISC)	Maj Gen Len C. Russell	20 Jul 79 -	28 Feb 81
Air Force Intelligence Service (AFIS)	Col Jack Morris	2 Sep 79 -	
Air Force Manpower and Personnel Center (AFMPC)	Maj Gen Kenneth L. Peek, Jr. Maj Gen Leroy W. Svendsen, Jr.	1 Jun 80 - 5 Jul 77 -	31 May 80
Air Force Office of Special Investigations (AFOSI)	Col Richard S. Beyea, Jr. Col Forest A. Singhoff	1 Jun 80 - 13 Apr 77 -	31 May 80
Air Force Test and Evaluation Center (AFTEC)	Maj Gen Wayne E. Whitlatch Maj Gen Howard W. Leaf	1 Jun 80 - 1 Oct 76 -	31 May 80
Military Airlift Command (MAC)	Gen Robert E. Huyser	1 Jul 79 -	
Pacific Air Forces (PACAF)	Lt Gen James D. Hughes	1 Jul 78 -	
Strategic Air Command (SAC)	Gen Richard H. Ellis	1 Aug 77 -	
Tactical Air Command (TAC)	Gen Wilbur L. Creech	1 May 78 -	
United States Air Force Academy (USAFA)	Lt Gen Kenneth L. Tallman	1 Aug 77 -	
United States Air Forces in Europe (USAFE)	Gen Charles A. Gabriel Gen John W. Pauly	1 Aug 80 - 1 Aug 78 -	31 Jul 80
Electronic Security Command (ESC)	Maj Gen Doyle E. Larson	19 Jan 79 -	
Air Force Engineering and Services Center (AFESC)	Col Hisao Yamada Brig Gen Clifton D. Wright, Jr.	7 Jan 80 - 14 Aug 78 -	6 Jan 80
Air Force Medical Service Center	Brig Gen James F. Culver Brig Gen Murphy A. Chesney	1 Apr 80 - 23 Aug 78 -	4 Feb 80

Source: Assistant for General Officer Matters; Deputy Chief of Staff, Manpower and Personnel.

OPR: SAF/AAA and AF/MPG, HQ USAF.





**USAF MAJOR INSTALLATIONS**

**EUROPE - AFRICA - MIDDLE EAST**

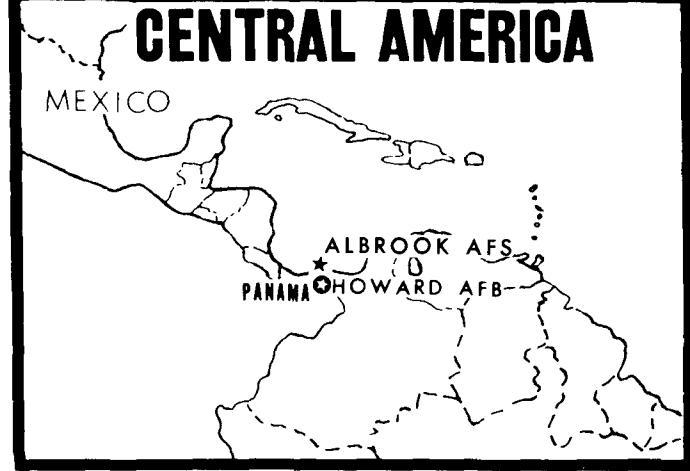
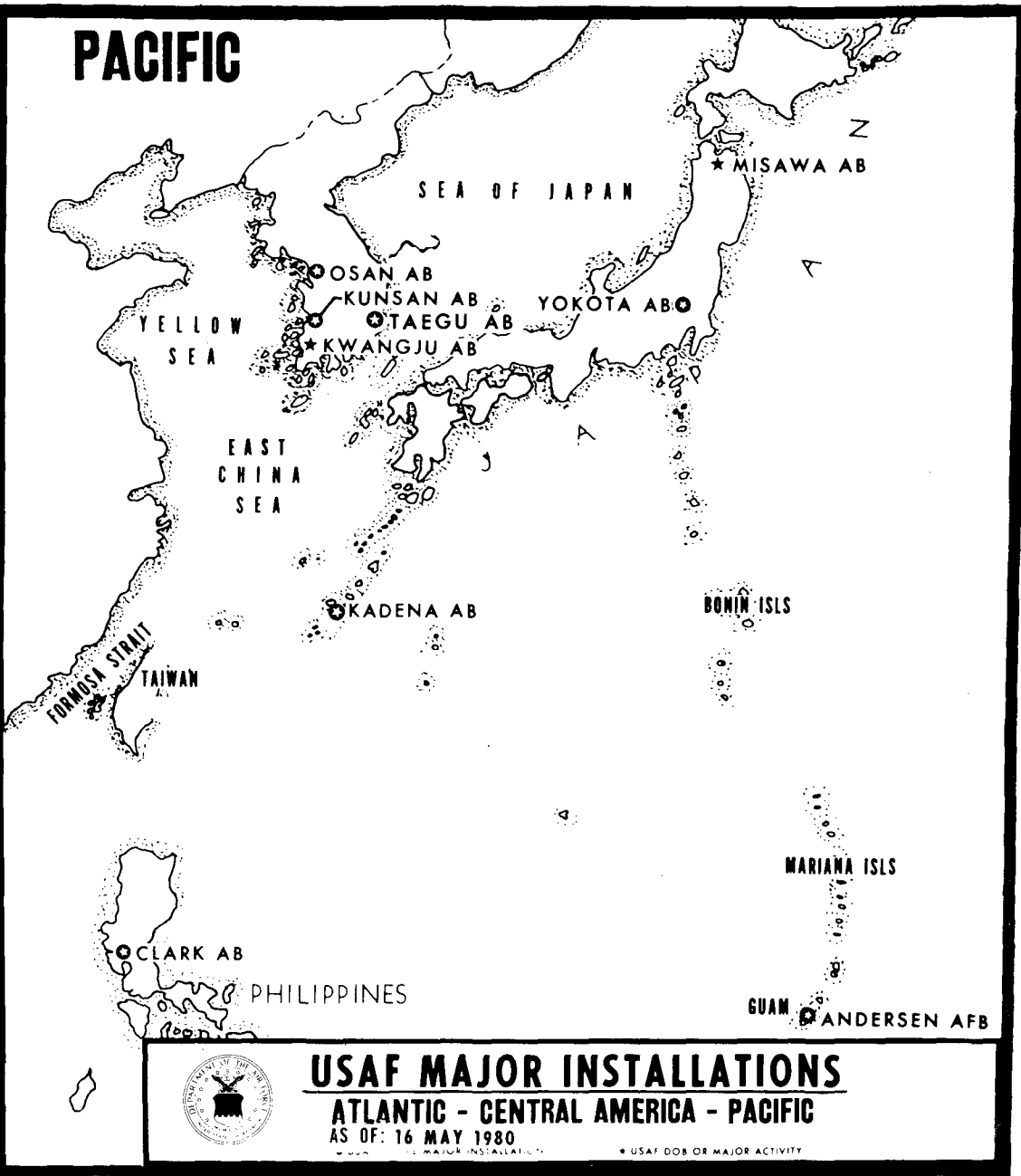
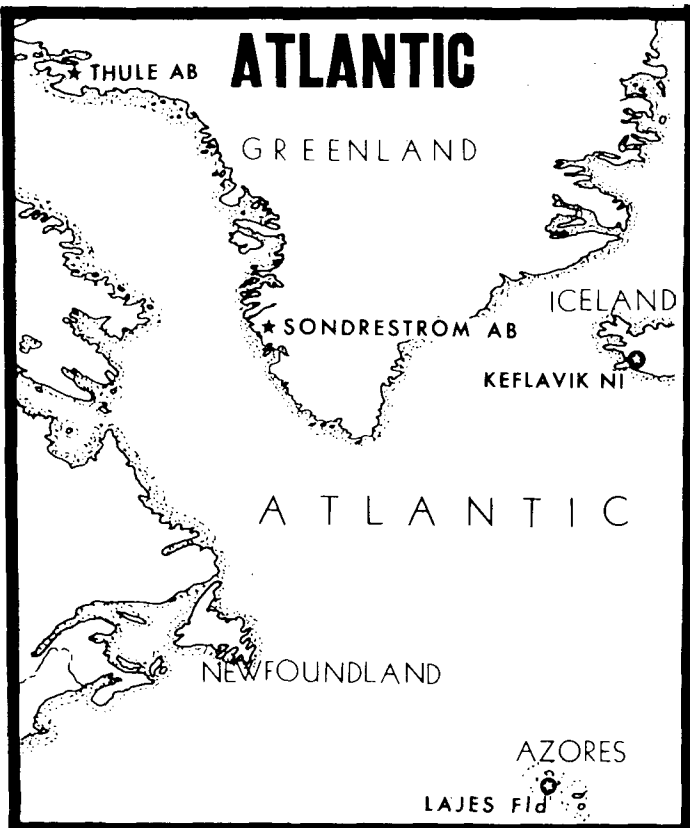
AS OF: 16 MAY 1980

○ USAF ACTIVE MAJOR INSTALLATIONS

★ USAF DOB OR MAJOR ACTIVITY

UNCLASSIFIED

XVII




**USAF MAJOR INSTALLATIONS**

**ATLANTIC - CENTRAL AMERICA - PACIFIC**

AS OF: 16 MAY 1980

\* USAF DOB OR MAJOR ACTIVITY



*Air Force Units & Capabilities*

**PART I**



**PART I****AIR FORCE UNITS AND CAPABILITIES****INTRODUCTION**

Data in this section provide summaries of United States Air Force combat forces and flying support commands.

The tables contain data reflecting type of aircraft or missiles; command of assignment; component assignment; equipment and crew readiness status.

The data reflecting combat and flying support aircraft and crews are provided on a semi-annual basis. The status of the summaries are shown as of 31 March and 30 September of the appropriate Fiscal Year.

**FUNCTIONS**

The Forces have the following primary tasks:

STRATEGIC - OFFENSIVE - Long-range weapons delivery.

STRATEGIC - DEFENSIVE - Defending against enemy aerospace attack.

GENERAL PURPOSE - Attaining air superiority over battle areas, providing close air support, interdicting enemy supply and communications facilities and providing air logistics support.

INTELLIGENCE AND COMMUNICATIONS - Specified technical services.

AIRLIFT - Deployment of personnel and equipment and air supply.

## UNCLASSIFIED

TABLE 1 - LOCATION OF USAF COMBAT FORCES BY  
SQUADRONS AND TOTAL PRIMARY AIRCRAFT AUTHORIZATION -  
AT END OF FISCAL YEAR 1980

	<u>TOTAL</u>	<u>CONUS*</u>	<u>EUROPE</u>	<u>PACIFIC</u>	<u>OTHER**</u>
<u>AIRCRAFT TOTAL</u>	$\frac{200}{3512}$	$\frac{141}{2424}$	$\frac{35}{711}$	$\frac{17}{300}$	$\frac{7}{77}$
STRATEGIC BOMBER <u>TOTAL</u>	$\frac{25}{376}$	$\frac{24}{362}$	$\frac{-}{-}$	$\frac{1}{14}$	$\frac{-}{-}$
B-52	$\frac{21}{316}$	$\frac{20}{302}$	$\frac{-}{-}$	$\frac{1}{14}$	$\frac{-}{-}$
FB-111	$\frac{4}{60}$	$\frac{4}{60}$	$\frac{-}{-}$	$\frac{-}{-}$	$\frac{-}{-}$
TANKER (KC-135)	$\frac{34}{487}$	$\frac{33}{472}$	$\frac{-}{5} \frac{1/}{-}$	$\frac{-}{11} \frac{1}{15}$	$\frac{-}{8} \frac{1/}{-}$
DEF INTCP (F-106)	$\frac{6}{108}$	$\frac{6}{108}$	$\frac{-}{-}$	$\frac{-}{-}$	$\frac{-}{-}$
TACTICAL BOMBER/FTR <u>INTCP/ATTACK TOTAL</u>	$\frac{79}{1690}$	$\frac{39}{844}$	$\frac{28}{606}$	$\frac{9}{192}$	$\frac{3}{48}$
A-7	$\frac{3}{72}$	$\frac{3}{72}$	$\frac{-}{-}$	$\frac{-}{-}$	$\frac{-}{-}$
F-4D	$\frac{15}{282}$	$\frac{8}{156}$	$\frac{4}{78}$	$\frac{3}{48}$	$\frac{-}{-}$
F-4E	$\frac{18}{378}$	$\frac{6}{126}$	$\frac{6}{144}$	$\frac{3}{60}$	$\frac{3}{48}$
F-4G	$\frac{3}{84}$	$\frac{2}{48}$	$\frac{1}{24}$	$\frac{0}{12}$	$\frac{-}{-}$
F-105	$\frac{1}{18}$	$\frac{1}{18}$	$\frac{-}{-}$	$\frac{-}{-}$	$\frac{-}{-}$
F-111	$\frac{11}{252}$	$\frac{4}{96}$	$\frac{7}{156}$	$\frac{-}{-}$	$\frac{-}{-}$
F-15	$\frac{16}{358}$	$\frac{9}{190}$	$\frac{4}{96}$	$\frac{3}{72}$	$\frac{-}{-}$
A-10	$\frac{9}{180}$	$\frac{3}{72}$	$\frac{6}{108}$	$\frac{-}{-}$	$\frac{-}{-}$
F-16	$\frac{3}{66}$	$\frac{3}{66}$	$\frac{-}{-}$	$\frac{-}{-}$	$\frac{-}{-}$

\* Does not include Air National Guard and Air Force Reserve.

\*\* Includes Iceland, Alaskan Air Command and Panama.

1/ Aircraft and units on rotation are included in CONUS total.

Source: PD 82-4

OPR: DCS/Programs and Evaluation

UNCLASSIFIED



TABLE 1 - LOCATION OF USAF COMBAT FORCES BY  
SQUADRONS AND TOTAL PRIMARY AIRCRAFT AUTHORIZATION -  
AT END OF FISCAL YEAR 1980  
CONTINUED

	<u>TOTAL</u>	<u>CONUS*</u>	<u>EUROPE</u>	<u>PACIFIC</u>	<u>OTHER**</u>
RECON <u>TOTAL</u>	$\frac{10}{144}$	$\frac{6}{88}$	$\frac{2}{36}$	$\frac{1}{18}$	$\frac{1}{2}$
RC-135	$\frac{2}{16}$	$\frac{1}{14}$	$\frac{-}{3} \frac{1/}{}$	$\frac{-}{2} \frac{1/}{}$	$\frac{-}{1} \frac{1}{2} \frac{1/}{}$
RF-4	$\frac{6}{108}$	$\frac{3}{54}$	$\frac{2}{36}$	$\frac{1}{18}$	$\frac{-}{}$
SR-71	$\frac{1}{8}$	$\frac{1}{8}$	$\frac{-}{}$	$\frac{-}{3} \frac{1/}{}$	$\frac{-}{}$
U-2	$\frac{1}{9}$	$\frac{1}{9}$	$\frac{-}{2} \frac{1/}{}$	$\frac{-}{2} \frac{1/}{}$	$\frac{-}{}$
TACTICAL AIR CONTROL <u>2/</u>	$\frac{10}{148}$	$\frac{3}{61}$	$\frac{3}{49}$	$\frac{2}{25}$	$\frac{2}{13}$
SOS (VARIABLE PAA) <u>3/</u>	$\frac{5}{37}$	$\frac{3}{25}$	$\frac{1}{4}$	$\frac{1}{4}$	$\frac{-}{4}$
AIRLIFT <u>TOTAL</u>	$\frac{31}{522}$	$\frac{27}{464}$	$\frac{1}{16}$	$\frac{2}{32}$	$\frac{1}{10}$
STRATEGIC <u>SUBTOTAL</u>	$\frac{17}{304}$	$\frac{17}{304}$	$\frac{-}{}$	$\frac{-}{}$	$\frac{-}{}$
C-5	$\frac{4}{70}$	$\frac{4}{70}$	$\frac{-}{}$	$\frac{-}{}$	$\frac{-}{}$
C-141	$\frac{13}{234}$	$\frac{13}{234}$	$\frac{-}{}$	$\frac{-}{}$	$\frac{-}{}$
TACTICAL <u>SUBTOTAL</u>	$\frac{14}{218}$	$\frac{10}{160}$	$\frac{1}{16}$	$\frac{2}{32}$	$\frac{1}{10}$
C-130	$\frac{14}{218}$	$\frac{10}{160}$	$\frac{1}{16} \frac{1}{16} \frac{1/}{}$	$\frac{2}{32}$	$\frac{1}{10}$
<u>MISSILES TOTAL</u>	$\frac{26}{1054}$	$\frac{26}{1054}$	$\frac{-}{}$	$\frac{-}{}$	$\frac{-}{}$
MM, II AND III	$\frac{20}{1000}$	$\frac{20}{1000}$	$\frac{-}{}$	$\frac{-}{}$	$\frac{-}{}$
TITAN II	$\frac{6}{54}$	$\frac{6}{54}$	$\frac{-}{}$	$\frac{-}{}$	$\frac{-}{}$

\* Does not include Air National Guard and Air Force Reserve

\*\* Includes Iceland, Alaskan Air Command and Panama.

1/ Aircraft and units on rotation are included in CONUS total.

2/ Tactical air control squadrons are equipped with O-2A, CH-3E, CH-53C and OV-10 aircraft.

3/ Special operations squadrons equipped with MC-130, AC-130, and UH-1 aircraft.

Source: PD 82-4  
OPR: DCS, Programs and Evaluation

CLASSIFIED BY: AF/PA  
DECLASSIFY ON: 30 Sep 1987  
EXTENDED BY: AF/PA  
REASON: 2-301.C.5

TABLE 2 - USAF STRATEGIC FORCES BY EQUIPMENT, COMMAND AND CREWS - AS OF 31 MARCH 1980

EQUIPMENT	COMMAND	USAF STRATEGIC FORCES						
		SUMMARY OF EQUIPMENT				SUMMARY OF CREWS		
		AUTH	ASGD	POSS	RDY	AUTH	FORM	RDY
AGM-69	SAC	1070	1291	1365	1131	0	0	0
B-52	SAC	316	343	316	309	395	376	356
FB-111	SAC	60	65	57	48	68	67	62
KC-135	AFR	24	24	21	20	36	42	41
KC-135	ANG	104	104	93	140	157	156	149
KC-135	SAC	488	516	500	485	621	638	616
LGM-25	SAC	54	57	56	51	285	266	265
LGM-30	SAC	1008	1213	1003	971	656	646	622
<b>TOTAL</b>		<b>3124</b>	<b>3613</b>	<b>3411</b>	<b>3155</b>	<b>2218</b>	<b>2191</b>	<b>2111</b>

SECRET

SECRET

SOURCE: USAF UNIT STATUS AND IDENTITY REPORT  
 OPR: AF/XOOIM

CLASSIFIED BY: AFR 55-15  
 DECLASSIFY ON: 31 MARCH 1984

TABLE 3- USAF STRATEGIC FORCES AIRCRAFT C-RATINGS - AS OF 31 MARCH 1980

USAF STRATEGIC FORCES

<u>EQUIPMENT</u>	<u>NUMBER OF UNITS</u>	<u>C-1</u>	<u>C-2</u>	<u>C-3</u>	<u>C-4</u>	<u>C-5</u>
AGM-69	15	14	01	00	00	00
B-52	18	16	02	00	00	00
FB-111	2	02	00	00	00	00
KC-135	41	28	13	00	00	00
LGM-25	3	03	00	00	00	00
LGM-30	7	06	00	01	00	00
<b>TOTAL</b>	<b>86</b>	<b>69</b>	<b>16</b>	<b>01</b>	<b>00</b>	<b>00</b>

**SECRET**

**SECRET**

TABLE 4 - USAF STRATEGIC FORCES BY EQUIPMENT, COMMAND AND CREWS - AS OF 30 SEPTEMBER 1980

EQUIPMENT	COMMAND	USAF STRATEGIC FORCES				SUMMARY OF CREWS		
		SUMMARY OF EQUIPMENT				AUTH	FORM	RDY
		AUTH	ASGD	POSS	RDY			
AGM-69	SAC	1070	1386	1367	1129	0	0	0
B-52	SAC	316	343	314	302	395	370	338
FB-111	SAC	60	64	56	35	68	69	65
KC-135	AFR	24	24	21	21	36	39	39
KC-135	ANG	104	101	92	85	156	155	147
KC-135	SAC	489	517	502	489	600	619	591
LGM-25	SAC	54	56	56	52	285	254	254
LGM-30	SAC	1008	1162	1003	976	660	622	609
<b>TOTAL</b>		<b>3125</b>	<b>3653</b>	<b>3411</b>	<b>3089</b>	<b>2200</b>	<b>2128</b>	<b>2043</b>

SECRET

SECRET

SOURCE: USAF UNIT STATUS AND IDENTITY REPORT  
 OPR: AF/XOOIM

CLASSIFIED BY: AFR 55-15  
 DECLASSIFY ON: 30 SEPTEMBER 1984

TABLE 5 - USAF STRATEGIC FORCES AIRCRAFT C-RATING - AS OF 30 SEPTEMBER 1980

USAF STRATEGIC FORCES

<u>EQUIPMENT</u>	<u>NUMBER OF UNITS</u>	<u>C-1</u>	<u>C-2</u>	<u>C-3</u>	<u>C-4</u>	<u>C-5</u>
AGM-69	15	06	09	00	00	00
B-52	18	09	09	00	00	00
FB-111	2	01	01	00	00	00
KC-135	41	17	24	00	00	00
LGM-25	3	03	00	00	00	00
LGM-30	7	06	00	01	00	00
<u>TOTAL</u>	<u>86</u>	<u>42</u>	<u>43</u>	<u>01</u>	<u>00</u>	<u>00</u>

SECRET

SECRET

TABLE 6 - USAF AIR DEFENSE FORCES BY EQUIPMENT, COMMAND AND CREWS - AS OF 31 MARCH 1980

USAF AIR DEFENSE FORCES

<u>EQUIPMENT</u>	<u>COMMAND</u>	<u>SUMMARY OF EQUIPMENT</u>				<u>SUMMARY OF CREWS</u>		
		<u>AUTH</u>	<u>ASGD</u>	<u>POSS</u>	<u>RDY</u>	<u>AUTH</u>	<u>FORM</u>	<u>RDY</u>
EB-57	ANG	15	15	15	13	23	18	18
F-101	ANG	54	57	58	47	81	71	66
F-101	TAC	18	20	18	11	9	12	10
F-106	ANG	75	78	73	61	115	107	94
F-106	TAC	130	144	138	110	189	196	179
F-15	AFE	48	51	48	36	60	55	54
F-4	AAC	18	20	11	700	23	20	16
F-4	AFE	48	48	45	28	60	56	50
F-4	ANG	36	44	38	31	54	46	43
F-4	PAF	24	27	26	19	26	30	25
<u>TOTAL</u>		<u>466</u>	<u>504</u>	<u>470</u>	<u>1056</u>	<u>640</u>	<u>611</u>	<u>555</u>

SECRET

SECRET

SOURCE: USAF UNIT STATUS AND IDENTITY REPORT  
 OPR: AF/XOOIM

CLASSIFIED BY: AFR 55-15  
 DECLASSIFY ON: 31 MARCH 1984

TABLE 7 - USAF AIR DEFENSE FORCES AIRCRAFT C-RATINGS - AS OF 31 MARCH 1980

USAF AIR DEFENSE FORCES

<u>EQUIPMENT</u>	<u>NUMBER OF UNITS</u>	<u>C-1</u>	<u>C-2</u>	<u>C-3</u>	<u>C-4</u>	<u>C-5</u>
EB-57	1	01	00	00	00	00
F-101	4	02	01	00	00	01
F-106	16	08	03	00	00	05
F-15	2	02	00	00	00	00
F-4	6	03	03	00	00	00
<b>TOTAL</b>	<b>29</b>	<b>16</b>	<b>07</b>	<b>00</b>	<b>00</b>	<b>06</b>

SECRET

SECRET

SOURCE: USAF UNIT STATUS AND IDENTITY REPORT  
 OPR: AF/XOIM

CLASSIFIED BY: AFR 55-15  
 DECLASSIFY ON: 31 MARCH 1984

TABLE 8 - USAF AIR DEFENSE FORCES BY EQUIPMENT, COMMAND AND CREWS - AS OF 30 SEPTEMBER 1980

USAF AIR DEFENSE FORCES

<u>EQUIPMENT</u>	<u>COMMAND</u>	<u>SUMMARY OF EQUIPMENT</u>				<u>SUMMARY OF CREWS</u>		
		<u>AUTH</u>	<u>ASGD</u>	<u>POSS</u>	<u>RDY</u>	<u>AUTH</u>	<u>FORM</u>	<u>RDY</u>
EB-57	ANG	15	15	15	13	23	18	18
F-101	ANG	54	57	56	48	81	71	69
F-101	TAC	18	20	19	14	9	13	13
F-106	ANG	75	78	71	65	115	109	104
F-106	TAC	130	141	112	78	188	171	164
F-15	AFE	48	50	50	31	60	59	55
F-4	AAC	18	20	15	4	23	20	15
F-4	AFE	48	58	45	32	60	55	45
F-4	ANG	42	46	40	27	57	47	45
F-4	PAF	24	27	23	17	26	27	26
<u>TOTAL</u>		<u>472</u>	<u>512</u>	<u>446</u>	<u>329</u>	<u>642</u>	<u>590</u>	<u>554</u>

SECRET

SECRET

SOURCE: USAF UNIT STATUS AND IDENTITY REPORT  
 OPR: AF/XOOIM

CLASSIFIED BY: AFR 55-15  
 DECLASSIFY ON: 30 SEPTEMBER 1984



TABLE 9 - USAF AIR DEFENSE FORCES AIRCRAFT C-RATINGS - AS OF 30 SEPTEMBER 1980

<u>USAF AIR DEFENSE FORCES</u>						
<u>EQUIPMENT</u>	<u>NUMBER OF UNITS</u>	<u>C-1</u>	<u>C-2</u>	<u>C-3</u>	<u>C-4</u>	<u>C-5</u>
EB-57	1	00	00	01	00	00
F-101	4	02	01	00	00	01
F-106	18	04	06	01	00	07
F-15	2	01	01	00	00	00
F-4	6	02	02	01	01	00
<b>TOTAL</b>	<b>31</b>	<b>09</b>	<b>10</b>	<b>03</b>	<b>01</b>	<b>08</b>

**SECRET****SECRET**

TABLE 10 - USAF TACTICAL FORCES BY EQUIPMENT, COMMAND AND CREWS - AS OF 31 MARCH 1980

EQUIPMENT	COMMAND	USAF TACTICAL FORCES						
		SUMMARY OF EQUIPMENT				SUMMARY OF CREWS		
		AUTH	ASGD	POSS	RDY	AUTH	FORM	RDY
A-10	AFE	72	73	71	56	96	99	87
A-10	ANG	72	59	60	42	96	95	40
A-10	TAC	156	173	158	103	149	160	87
A-37	AFR	90	92	84	77	113	112	106
A-37	ANG	0	10	10	6	0	4	0
A-7	ANG	282	287	262	200	350	308	261
A-7	TAC	72	79	70	43	90	95	88
F-105	AFR	66	69	66	63	86	83	76
F-105	ANG	84	88	83	53	106	110	96
F-105	TAC	18	21	16	8	23	23	22
F-111	AFE	156	167	144	95	170	161	130
F-111	TAC	166	188	158	77	167	135	53
F-15	AFE	90	95	92	70	113	110	108
F-15	PAF	50	50	62	26	69	58	43
F-15	TAC	279	307	265	158	297	295	205
F-16	TAC	104	90	87	68	101	54	0
F-4		0	0	6	6	0	6	6

SECRET

SECRET

SOURCE: USAF UNIT STATUS AND IDENTITY REPORT  
 OPR: AF/XOOIM

CLASSIFIED BY: AFR 55-15  
 DECLASSIFY ON: 31 MARCH 1984

TABLE 10 - USAF TACTICAL FORCES BY EQUIPMENT, COMMAND AND CREWS - AS OF 31 MARCH 1980

EQUIPMENT	COMMAND	<u>USAF TACTICAL FORCES</u>						
		AUTH	SUMMARY OF EQUIPMENT			SUMMARY OF CREWS		
			ASGD	POSS	RDY	AUTH	FORM	RDY
F-4	AAC	36	40	37	719	46	45	41
F-4	AFE	246	261	233	144	309	292	259
F-4	AFR	18	20	17	15	23	25	20
F-4	ANG	174	186	158	104	213	155	152
F-4	PAF	138	159	146	99	162	168	160
F-4	TAC	591	631	570	310	693	588	241
F-5	AFE	18	18	18	16	23	21	21
F-5	PAF	9	10	10	7	16	16	15
F-5	TAC	75	80	79	56	109	108	0
<u>TOTAL</u>		<u>3062</u>	<u>3253</u>	<u>2962</u>	<u>2621</u>	<u>3620</u>	<u>3326</u>	<u>2317</u>

SECRET

SECRET

TABLE 11 - USAF TACTICAL FORCES AIRCRAFT C-RATINGS - AS OF 31 MARCH 1980

USAF TACTICAL FORCES

<u>EQUIPMENT</u>	<u>NUMBER OF UNITS</u>	<u>C-1</u>	<u>C-2</u>	<u>C-3</u>	<u>C-4</u>	<u>C-5</u>
A-10	16	02	04	02	01	07
A-37	5	02	02	00	00	01
A-7	17	07	04	05	00	01
F-105	9	05	02	01	00	01
F-111	16	03	05	00	01	07
F-15	19	07	02	06	00	04
F-16	4	00	00	00	00	04
F-4	60	16	17	07	01	19
F-5	4	01	00	00	00	03
<u>TOTAL</u>	<u>150</u>	<u>43</u>	<u>36</u>	<u>21</u>	<u>03</u>	<u>47</u>

SECRET

SOURCE: USAF UNIT STATUS AND IDENTITY REPORT  
 OPR: AF/XOOIM

CLASSIFIED BY: AFR 55-15  
 DECLASSIFY ON: 31 MARCH 1984

TABLE 12 - USAF TACTICAL FORCES BY EQUIPMENT, COMMAND AND CREWS - AS OF 30 SEPTEMBER 1980

EQUIPMENT	COMMAND	USAF TACTICAL FORCES				SUMMARY OF CREWS		
		SUMMARY OF EQUIPMENT				AUTH	FORM	RDY
		AUTH	ASGD	POSS	RDY			
A-10	AFE	108	109	121	101	144	130	123
A-10	AFR	0	2	2	0	0	6	0
A-10	ANG	72	72	68	48	92	91	79
A-10	TAC	168	186	173	141	163	184	98
A-37	AFR	78	86	80	74	101	103	103
A-7	AFS	0	0	4	4	0	6	6
A-7	ANG	276	283	256	206	343	318	282
A-7	TAC	72	79	69	59	90	175	88
F-105	AFR	56	72	67	65	83	82	78
F-105	ANG	84	88	83	58	108	94	78
F-105	TAC	0	1	1	0	0	0	0
F-111	AFE	156	165	138	92	170	166	135
F-111	TAC	189	184	197	75	182	140	50
F-15	AFE	90	95	94	61	113	112	107
F-15	PAF	54	74	64	45	69	92	80
F-15	TAC	279	298	267	172	295	389	205
F-14	TAC	126	136	126	97	128	107	62

SECRET

SECRET

TABLE 12 - USAF TACTICAL FORCES BY EQUIPMENT, COMMAND AND CREWS - AS OF 30 SEPTEMBER 1980

EQUIPMENT	COMMAND	SUMMARY OF EQUIPMENT				SUMMARY OF CREWS		
		AUTH	ASGD	POSS	RDY	AUTH	FORM	RDY
		0	0	6	6	0	6	6
F-4		36	40	30	11	46	43	33
F-4	AAC	246	269	246	154	309	295	263
F-4	AFE	18	29	24	13	23	27	21
F-4	AFR	180	201	172	139	213	170	155
F-4	ANG	120	134	122	80	139	153	141
F-4	PAF	559	609	493	324	654	530	236
F-5	TAC	18	18	18	12	23	23	23
F-5	AFE	9	10	10	2	20	20	20
F-5	PAF	78	80	84	64	112	107	0
	TAC							
	<b>TOTAL</b>	<b>3082</b>	<b>3320</b>	<b>3015</b>	<b>2103</b>	<b>3620</b>	<b>3569</b>	<b>2472</b>

SECRET

SECRET

SOURCE: USAF UNIT STATUS AND IDENTITY REPORT  
 OPR: AF/XOIM

CLASSIFIED BY: AFR 55-15  
 DECLASSIFY ON: 30 SEPTEMBER 1984

TABLE 13 - USAF TACTICAL FORCES AIRCRAFT C-RATINGS - AS OF 30 SEPTEMBER 1980

USAF TACTICAL FORCES

<u>EQUIPMENT</u>	<u>NUMBER OF UNITS</u>	<u>C-1</u>	<u>C-2</u>	<u>C-3</u>	<u>C-4</u>	<u>C-5</u>
A-10	19	02	07	01	02	07
A-37	4	03	01	00	00	00
A-7	16	04	07	05	00	00
F-105	7	03	03	01	00	00
F-111	18	02	06	04	01	05
F-15	20	03	07	05	00	05
F-16	6	00	01	00	01	04
F-4	59	18	15	08	04	14
F-5	3	00	00	00	00	03
<u>TOTAL</u>	<u>152</u>	<u>35</u>	<u>47</u>	<u>24</u>	<u>08</u>	<u>38</u>

SECRET

SECRET

TABLE 14 - USAF RECONNAISSANCE FORCES BY EQUIPMENT, COMMAND AND CREWS - AS OF 31 MARCH 1980

EQUIPMENT	COMMAND	USAF RECCE FORCES						
		SUMMARY OF EQUIPMENT				SUMMARY OF CREWS		
		AUTH	ASGD	POSS	RDY	AUTH	FORM	RDY
RC-135	SAC	16	18	15	15	32	41	28
RF-4	AFE	36	40	33	18	46	45	41
RF-4	ANG	144	156	141	102	184	166	155
RF-4	PAF	18	22	18	13	23	28	26
RF-4	TAC	104	118	108	82	95	93	65
SR-71	SAC	9	9	9	9	11	10	10
U-2	SAC	14	11	10	9	38	31	31
WC-130	AFR	7	7	6	6	14	13	12
WC-130	MAC	13	13	13	9	24	28	23
WC-135	MAC	5	6	5	3	10	10	9
WC-135	TAC	0	1	0	0	0	0	0
<b>TOTAL</b>		<b>366</b>	<b>401</b>	<b>358</b>	<b>266</b>	<b>477</b>	<b>465</b>	<b>400</b>

SECRET

SECRET

SOURCE: USAF UNIT STATUS AND IDENTITY REPORT  
 OPR: AF/XOIM

CLASSIFIED BY: AFR 55-15  
 DECLASSIFY ON: 31 MARCH 1984



TABLE 15 - USAF RECONNAISSANCE FORCES AIRCRAFT C-RATINGS - AS OF 31 MARCH 1980

USAF RECCE FORCES

<u>EQUIPMENT</u>	<u>NUMBER OF UNITS</u>	<u>C-1</u>	<u>C-2</u>	<u>C-3</u>	<u>C-4</u>	<u>C-5</u>
RC-135	1	01	00	00	00	00
RF-4	16	07	06	01	00	02
SR-71	1	01	00	00	00	00
U-2	1	00	00	01	00	00
WC-130	3	00	01	02	00	00
WC-135	2	01	01	00	00	00
<u>TOTAL</u>	<u>24</u>	<u>10</u>	<u>08</u>	<u>04</u>	<u>00</u>	<u>02</u>

SECRET

SECRET

TABLE 16 - USAF RECONNAISSANCE FORCES BY EQUIPMENT, COMMAND AND CREWS - AS OF 30 SEPTEMBER 1980

USAF RECCE FORCES

<u>EQUIPMENT</u>	<u>COMMAND</u>	<u>SUMMARY OF EQUIPMENT</u>				<u>SUMMARY OF CREWS</u>		
		<u>AUTH</u>	<u>ASGD</u>	<u>POSS</u>	<u>RDY</u>	<u>AUTH</u>	<u>FORM</u>	<u>RDY</u>
RC-135	SAC	16	18	14	14	32	29	27
RF-4	AFE	36	41	34	25	46	43	47
RF-4	ANG	144	155	139	117	184	167	160
RF-4	PAF	18	21	17	10	23	24	20
RF-4	TAC	104	118	103	78	97	89	61
SR-71	SAC	9	11	9	9	11	10	10
U-2	SAC	14	10	7	7	38	31	31
WC-130	AFR	7	6	6	6	14	13	12
WC-130	MAC	13	13	14	6	24	19	19
WC-135	MAC	5	6	5	4	10	10	10
WC-135	TAC	0	1	1	1	1	1	1
<u>TOTAL</u>		<u>366</u>	<u>400</u>	<u>349</u>	<u>277</u>	<u>480</u>	<u>436</u>	<u>398</u>

SECRET

SECRET

SOURCE: USAF UNIT STATUS AND IDENTITY REPORT  
 OPR: AF/XOOIM

CLASSIFIED BY: AFR 55-15  
 DECLASSIFY ON: 30 SEPTEMBER 1984

TABLE 17 - USAF RECONNAISSANCE FORCES AIRCRAFT C-RATINGS - AS OF 30 SEPTEMBER 1980

<u>USAF RECCE FORCES</u>						
<u>EQUIPMENT</u>	<u>NUMBER OF UNITS</u>	<u>C-1</u>	<u>C-2</u>	<u>C-3</u>	<u>C-4</u>	<u>C-5</u>
RC-135	1	00	01	00	00	00
RF-4	17	07	06	01	00	03
SR-71	1	01	00	00	00	00
U-2	1	00	00	01	00	00
WC-130	3	01	01	01	00	00
WC-135	2	01	01	00	00	00
<u>TOTAL</u>	<u>25</u>	<u>10</u>	<u>09</u>	<u>03</u>	<u>00</u>	<u>03</u>

SECRET

SECRET

TABLE 18 - USAF ELECTRONIC WARFARE FORCES BY EQUIPMENT, COMMAND AND CREWS - AS OF 31 MARCH 1980

USAF ELECTRONIC WARFARE FORCES

<u>EQUIPMENT</u>	<u>COMMAND</u>	<u>SUMMARY OF EQUIPMENT</u>				<u>SUMMARY OF CREWS</u>		
		<u>AUTH</u>	<u>ASGD</u>	<u>POSS</u>	<u>RDY</u>	<u>AUTH</u>	<u>FORM</u>	<u>RDY</u>
CH-3	TAC	4	4	3	1	6	5	5
EB-57	ANG	15	15	15	13	23	18	18
F-15	PAF	15	16	16	12	23	22	22
F-4	AFE	24	23	23	18	30	30	26
F-4	TAC	18	9	9	8	22	6	0
<u>TOTAL</u>		<u>76</u>	<u>67</u>	<u>66</u>	<u>52</u>	<u>104</u>	<u>81</u>	<u>71</u>

SECRET

SECRET

SOURCE: USAF UNIT STATUS AND IDENTITY REPORT  
 OPR: AF/XOOIM

CLASSIFIED BY: AFR 55-15  
 DECLASSIFY ON: 31 MARCH 1984

TABLE 19 - USAF ELECTRONIC WARFARE FORCES AIRCRAFT C-RATINGS - AS OF 31 MARCH 1980

USAF ELECTRONIC WARFARE FORCES

<u>EQUIPMENT</u>	<u>NUMBER OF UNITS</u>	<u>C-1</u>	<u>C-2</u>	<u>C-3</u>	<u>C-4</u>	<u>C-5</u>
CH-3	1	00	01	00	00	00
EB-57	1	01	00	00	00	00
F-15	1	00	00	01	00	00
F-4	2	00	01	00	00	01
<b>TOTAL</b>	<b>5</b>	<b>01</b>	<b>02</b>	<b>01</b>	<b>00</b>	<b>01</b>

SECRET

SECRET

TABLE 20 - USAF ELECTRONIC WARFARE FORCES BY EQUIPMENT, COMMAND AND CREWS - AS OF 30 SEPTEMBER 1980

USAF ELECTRONIC WARFARE FORCES

<u>EQUIPMENT</u>	<u>COMMAND</u>	<u>SUMMARY OF EQUIPMENT</u>				<u>SUMMARY OF CREWS</u>		
		<u>AUTH</u>	<u>ASGD</u>	<u>POSS</u>	<u>RDY</u>	<u>AUTH</u>	<u>FORM</u>	<u>RDY</u>
CH-3	TAC	4	4	4	0	6	4	1
EB-57	ANG	15	15	15	13	23	18	18
F-15	PAF	18	25	21	15	23	30	22
F-4	AFE	24	24	24	8	30	30	27
F-4	TAC	24	16	15	9	30	16	15
<u>TOTAL</u>		<u>85</u>	<u>84</u>	<u>79</u>	<u>45</u>	<u>112</u>	<u>98</u>	<u>83</u>

SECRET

SECRET

SOURCE: USAF UNIT STATUS AND IDENTITY REPORT  
 OPR: AF/XOIM

CLASSIFIED BY: AFR 55-15  
 DECLASSIFY BY: 30 SEPTEMBER 1984

TABLE 21 - USAF ELECTRONIC WARFARE FORCES AIRCRAFT C-RATINGS - AS OF 30 SEPTEMBER 1980

USAF ELECTRONIC WARFARE FORCES

<u>EQUIPMENT</u>	<u>NUMBER OF UNITS</u>	<u>C-1</u>	<u>C-2</u>	<u>C-3</u>	<u>C-4</u>	<u>C-5</u>
CH-3	1	00	00	01	00	00
EB-57	1	00	00	01	00	00
F-15	1	00	01	00	00	00
F-4	2	01	00	00	00	01
<u>TOTAL</u>	<u>5</u>	<u>01</u>	<u>01</u>	<u>02</u>	<u>00</u>	<u>01</u>

SECRET

SECRET

TABLE 22- USAF SPECIAL OPERATIONS FORCES BY EQUIPMENT, COMMAND AND CREWS - AS OF 31 MARCH 1980

USAF SPECIAL OPERATIONS FORCES

<u>EQUIPMENT</u>	<u>COMMAND</u>	<u>SUMMARY OF EQUIPMENT</u>				<u>SUMMARY OF CREWS</u>		
		<u>AUTH</u>	<u>ASGD</u>	<u>POSS</u>	<u>RDY</u>	<u>AUTH</u>	<u>FORM</u>	<u>RDY</u>
AC-130	AFR	10	10	8	8	16	15	13
AC-130	TAC	10	10	9	6	18	16	12
C-130	AFR	0	0	2	0	0	0	0
CH-3	AFR	6	7	6	6	9	8	8
CH-3	TAC	4	4	3	1	6	5	5
EC-130	ANG	8	8	7	5	16	13	13
MC-130	AFE	4	4	4	1	6	6	6
MC-130	PAF	4	4	4	2	6	7	6
MC-130	TAC	5	6	6	6	9	8	8
UH-1	AFS	4	4	4	3	5	4	4
UH-1	TAC	6	6	6	5	9	8	7
<u>TOTAL</u>		<u>61</u>	<u>63</u>	<u>59</u>	<u>43</u>	<u>84</u>	<u>90</u>	<u>82</u>

SECRET

SECRET

SOURCE: USAF UNIT STATUS AND IDENTITY REPORT  
 OPR: AF/XOOIM

CLASSIFIED BY: AFR 55-15  
 DECLASSIFY ON: 31 MARCH 1984



TABLE 23 - USAF SPECIAL OPERATIONS FORCES AIRCRAFT C-RATINGS - AS OF 31 MARCH 1980

USAF SPECIAL OPERATIONS FORCES

<u>EQUIPMENT</u>	<u>NUMBER OF UNITS</u>	<u>C-1</u>	<u>C-2</u>	<u>C-3</u>	<u>C-4</u>	<u>C-5</u>
AC-130	2	00	02	00	00	00
C-130	1	00	01	00	00	00
CH-3	2	01	01	00	00	00
EC-130	1	01	00	00	00	00
MC-130	3	01	00	02	00	00
UH-1	2	01	01	00	00	00
<u>TOTAL</u>	<u>12</u>	<u>04</u>	<u>05</u>	<u>02</u>	<u>00</u>	<u>00</u>

SECRET

SECRET

SOURCE: USAF UNIT STATUS AND IDENTITY REPORT  
 OPR: AF/XOOIM

CLASSIFIED BY: AFR 55-15  
 DECLASSIFY ON: 31 MARCH 1984

TABLE 24 - USAF SPECIAL OPERATIONS FORCES BY EQUIPMENT, COMMAND AND CREWS - AS OF 30 SEPTEMBER 1980

USAF SPECIAL OPERATIONS FORCES

<u>EQUIPMENT</u>	<u>COMMAND</u>	<u>SUMMARY OF EQUIPMENT</u>				<u>SUMMARY OF CREWS</u>		
		<u>AUTH</u>	<u>ASGD</u>	<u>POSS</u>	<u>RDY</u>	<u>AUTH</u>	<u>FORM</u>	<u>RDY</u>
AC-130	AFR	10	10	8	8	16	15	13
AC-130	TAC	10	10	10	9	18	16	14
C-130	AFR	0	2	2	0	0	0	0
CH-3	AFR	6	7	6	6	9	8	8
CH-3	TAC	4	4	4	0	6	4	1
EC-130	ANG	8	8	8	3	16	14	14
HH-53H	TAC	8	9	14	12	12	10	9
MC-130	AFE	4	4	4	3	6	5	5
MC-130	PAF	4	4	3	3	6	6	4
MC-130	TAC	5	6	6	6	9	9	7
UH-1	AFS	4	4	4	3	5	5	3
UH-1	TAC	6	6	6	3	9	9	7
<u>TOTAL</u>		<u>69</u>	<u>74</u>	<u>75</u>	<u>56</u>	<u>112</u>	<u>101</u>	<u>85</u>

SECRET

SECRET

SOURCE: USAF UNIT STATUS AND IDENTITY REPORT  
 OPR: AF/XOOIM

CLASSIFIED BY: AFR 55-15  
 DECLASSIFY ON: 30 SEPTEMBER 1984

TABLE 25 - USAF SPECIAL OPERATIONS FORCES AIRCRAFT C-RATINGS - AS OF 30 SEPTEMBER 1980

<u>USAF SPECIAL OPERATIONS FORCES</u>						
<u>EQUIPMENT</u>	<u>NUMBER OF UNITS</u>	<u>C-1</u>	<u>C-2</u>	<u>C-3</u>	<u>C-4</u>	<u>C-5</u>
AC-130	2	00	02	00	00	00
C-130	1	00	01	00	00	00
CH-3	2	01	00	01	00	00
EC-130	1	01	00	00	00	00
HH-53H	1	00	00	01	00	00
MC-130	3	01	00	02	00	00
UH-1	2	00	01	01	00	00
<u>TOTAL</u>	<u>12</u>	<u>03</u>	<u>04</u>	<u>05</u>	<u>00</u>	<u>00</u>

SECRET

SECRET

TABLE 26 - USAF AIRLIFT FORCES BY EQUIPMENT, COMMAND AND CREWS - AS OF 31 MARCH 1980

SECRET

SECRET

EQUIPMENT	COMMAND	USAF AIRLIFT FORCES							
		SUMMARY OF EQUIPMENT				SUMMARY OF CREWS			
		AUTH	ASGD	POSS	RDY	AUTH	FORM	RDY	
C-123	AFR	64	41	41	39	96	76	75	
C-130	AFR	104	117	108	101	172	162	158	
C-130	ANG	160	168	161	139	264	238	214	
C-130	MAC	245	268	244	165	445	366	343	
C-141	AFR	0	0	0	0	539	382	379	
C-141	MAC	250	244	209	157	472	435	428	
C-5	AFR	0	0	0	0	88	75	75	
C-5	MAC	74	76	59	30	142	126	122	
C-7	AFR	32	32	32	29	48	45	45	
C-7	ANG	16	16	16	15	24	18	16	
C-9	AFR	0	0	0	0	17	17	17	
C-9	MAC	19	20	19	18	41	42	40	
HC-130	AFR	14	16	16	16	21	15	15	
HC-130	ANG	8	8	8	6	12	10	8	
HC-130	MAC	24	28	25	16	35	30	26	
HH-3	AFR	8	7	7	6	10	9	9	

SOURCE: USAF UNIT STATUS AND IDENTITY REPORT  
 OPR: AF/XOOIM

CLASSIFIED BY: AFR 55-15  
 DECLASSIFY ON 31 MARCH 1984

TABLE 26 - USAF AIRLIFT FORCES BY EQUIPMENT, COMMAND AND CREWS - AS OF 31 MARCH 1980

EQUIPMENT	COMMAND	USAF AIRLIFT FORCES						
		SUMMARY OF EQUIPMENT				SUMMARY OF CREWS		
		AUTH	ASGD	POSS	RDY	AUTH	FORM	RDY
HH-3	ANG	12	10	10	5	16	13	11
HH-3	MAC	21	22	19	11	27	31	27
HH-53	MAC	23	23	17	12	40	33	29
WC-130	AFR	7	7	6	6	14	13	12
WC-130	MAC	13	13	13	9	24	28	23
WC-135	MAC	5	6	5	3	10	10	9
WC-135	TAC	0	1	0	0	0	0	0
<b>TOTAL</b>		<b>1099</b>	<b>1123</b>	<b>1017</b>	<b>785</b>	<b>2561</b>	<b>2178</b>	<b>2085</b>

SECRET

SECRET

TABLE 27 - USAF AIRLIFT FORCES AIRCRAFT C-RATINGS - AS OF 31 MARCH 1980

USAF AIRLIFT FORCES

<u>EQUIPMENT</u>	<u>NUMBER OF UNITS</u>	<u>C-1</u>	<u>C-2</u>	<u>C-3</u>	<u>C-4</u>	<u>C-5</u>
C-123	4	00	04	00	00	00
C-130	47	21	17	06	00	03
C-141	11	00	06	04	00	01
C-5	5	00	00	04	00	01
C-7	3	02	01	00	00	00
C-9	0	00	00	00	00	00
HC-130	10	02	02	05	00	01
HH-3	8	02	02	03	00	01
HH-53	4	00	00	04	00	00
WC-130	3	00	01	02	00	00
WC-135	2	01	01	00	00	00
<u>TOTAL</u>	<u>97</u>	<u>28</u>	<u>34</u>	<u>28</u>	<u>00</u>	<u>07</u>

SECRET

SECRET

SOURCE: USAF UNIT STATUS AND IDENTITY REPORT  
 OPR: AF/XOOIM

CLASSIFIED BY: AFR 55-15  
 DECLASSIFY ON: 31 MARCH 1984

TABLE 28 - USAF AIRLIFT FORCES BY EQUIPMENT, COMMAND AND CREWS - AS OF 30 SEPTEMBER 1980

<u>EQUIPMENT</u>	<u>COMMAND</u>	<u>USAF AIRLIFT FORCES</u>				<u>SUMMARY OF CREWS</u>		
		<u>AUTH</u>	<u>ASGD</u>	<u>POSS</u>	<u>RDY</u>	<u>AUTH</u>	<u>FORM</u>	<u>RDY</u>
C-123	AFR	64	34	34	28	96	60	55
C-130	AFR	104	119	108	108	172	168	168
C-130	AFS	0	0	6	6	0	7	7
C-130	ANG	168	179	160	137	276	245	232
C-130	MAC	246	266	232	133	450	369	347
C-141	AFR	0	0	0	0	468	297	297
C-141	MAC	250	233	205	145	472	430	425
C-5	AFR	0	0	0	0	88	74	73
C-5	MAC	74	76	64	46	142	136	121
C-7	AFR	32	36	36	29	48	45	44
C-7	ANG	0	4	4	4	0	18	6
C-9	AFR	0	0	0	0	17	17	17
C-9	MAC	19	19	19	18	41	41	40
HC-130	AAC	2	3	2	2	5	4	4
HC-130	AFE	5	6	7	7	8	9	8
HC-130	AFR	14	15	14	14	21	16	16

SECRET

SECRET

SOURCE: USAF UNIT STATUS AND IDENTITY REPORT  
 OPR: AF/XOOIM

CLASSIFIED BY: AFR 55-15  
 DECLASSIFY ON: 30 SEPTEMBER 1984

TABLE 28 - USAF AIRLIFT FORCES BY EQUIPMENT, COMMAND AND CREWS - AS OF 30 SEPTEMBER 1980

EQUIPMENT	COMMAND	USAF AIRLIFT FORCES				SUMMARY OF CREWS		
		SUMMARY OF EQUIPMENT				AUTH	FORM	RDY
		AUTH	ASGD	POSS	RDY			
HC-130	ANG	8	7	7	2	12	10	9
HC-130	MAC	13	14	15	14	16	12	12
HC-130	PAF	4	5	4	4	6	3	3
HH-3	AAC	6	6	5	2	8	9	8
HH-3	AFE	3	4	3	1	4	4	3
HH-3	AFR	8	7	4	4	10	9	9
HH-3	ANG	12	9	9	3	16	12	10
HH-3	MAC	11	12	11	8	21	20	19
HH-3	PAF	6	0	0	0	0	0	0
HH-53	AFE	5	6	6	4	8	8	7
HH-53	MAC	13	9	5	2	13	11	9
HH-53	PAF	5	4	4	3	8	7	7
WC-130	AFR	7	6	6	6	14	13	12
WC-130	MAC	13	13	14	6	24	19	19
WC-135	MAC	5	6	5	4	10	10	10
WC-135	TAC	0	1	1	1	1	1	1
<b>TOTAL</b>		<b>1097</b>	<b>1099</b>	<b>990</b>	<b>741</b>	<b>2475</b>	<b>2084</b>	<b>1998</b>

SECRET

SECRET

SOURCE: USAF UNIT STATUS AND IDENTITY REPORT  
 OPR: AF/XOOIM

CLASSIFIED BY: AFR 55-15  
 DECLASSIFY ON 30 SEPTEMBER 1984



TABLE 29 - USAF AIRLIFT FORCES AIRCRAFT C- RATINGS - AS OF 30 SEPTEMBER 1980

USAF AIRLIFT FORCES

<u>EQUIPMENT</u>	<u>NUMBER OF UNITS</u>	<u>C-1</u>	<u>C-2</u>	<u>C-3</u>	<u>C-4</u>	<u>C-5</u>
C-123	4	01	02	00	00	01
C-130	48	11	25	07	00	05
C-141	11	00	07	01	02	01
C-5	5	00	02	00	02	01
C-7	3	02	00	00	00	01
C-9	0	00	00	00	00	00
HC-130	10	01	03	04	01	01
HH-3	10	01	04	03	01	01
HH-53	4	00	01	02	00	01
WC-130	3	01	01	01	00	00
WC-135	2	01	01	00	00	00
<u>TOTAL</u>	<u>100</u>	<u>18</u>	<u>46</u>	<u>18</u>	<u>06</u>	<u>12</u>

SECRET

SECRET

TABLE 30 - USAF COMBAT AIRCRAFT AND CREWS SUMMARY (INCLUDING ANG AND AFRES RESOURCES)  
AS OF 31 MARCH 1980

MDS	SUMMARY OF AIRCRAFT				SUMMARY OF CREWS		
	AUTH	ASGD	POSS	RDY	AUTH	FORM	RDY
A-10	300	305	289	201	341	354	214
A-37	115	127	119	94	133	143	113
A-7	354	366	332	243	440	403	349
AC-130	20	20	17	14	34	31	25
<b>TOTAL</b>	<b>789</b>	<b>818</b>	<b>757</b>	<b>552</b>	<b>948</b>	<b>931</b>	<b>701</b>
B-52	316	343	316	309	395	376	356
<b>TOTAL</b>	<b>316</b>	<b>343</b>	<b>316</b>	<b>309</b>	<b>395</b>	<b>376</b>	<b>356</b>
C-12	1	1	1	1	0	0	0
C-123	64	41	41	39	96	76	75
C-130	512	556	515	407	885	770	719
C-135	4	4	4	4	0	0	0
C-140	4	4	4	3	6	5	5
C-141	250	244	209	157	1011	817	807
C-5	74	76	59	30	230	201	197
C-7	48	48	48	44	72	63	61
C-9	19	20	19	18	58	59	57
CH-3	30	38	31	23	33	32	30
CH-53	11	9	7	4	12	9	9
<b>TOTAL</b>	<b>1017</b>	<b>1041</b>	<b>938</b>	<b>730</b>	<b>2403</b>	<b>2032</b>	<b>1960</b>
E-3	19	20	21	13	43	32	32

SECRET

SECRET

SOURCE: USAF UNIT STATUS AND IDENTITY REPORT  
OPR: AF/XOOIM

CLASSIFIED BY: AFR 55-15  
DECLASSIFY ON: 31 MARCH 1984

TABLE 30 - USAF COMBAT AIRCRAFT AND CREWS SUMMARY (INCLUDING ANG AND AFRES RESOURCES)  
AS OF 31 MARCH 1980

MDS	SUMMARY OF AIRCRAFT				SUMMARY OF CREWS		
	AUTH	ASGD	POSS	RDY	AUTH	FORM	RDY
E-4	3	4	3	3	6	6	5
EB-57	15	15	15	13	23	18	18
EC-130	14	16	14	10	28	20	20
EC-135	38	41	36	31	64	62	57
<b>TOTAL</b>	<b>89</b>	<b>96</b>	<b>89</b>	<b>70</b>	<b>164</b>	<b>138</b>	<b>132</b>
F-101	72	77	76	58	90	83	76
F-105	168	178	165	124	215	216	194
F-106	205	222	211	171	304	303	273
F-111	322	355	302	172	337	296	183
F-15	419	452	419	254	479	463	356
F-16	104	90	87	68	101	54	0
F-4	1239	1341	1205	1428	1500	1325	922
F-5	102	108	107	79	148	145	36
FB-111	60	65	57	48	68	67	62
<b>TOTAL</b>	<b>2691</b>	<b>2888</b>	<b>2629</b>	<b>2402</b>	<b>3242</b>	<b>2952</b>	<b>2102</b>
HC-130	47	52	49	38	68	55	49
HH-1	22	27	27	22	47	48	44
HH-3	41	39	36	22	53	53	47
HH-53	31	29	17	12	40	33	29
HH-53H	8	8	7	4	0	0	0

SECRET

SECRET

SOURCE: USAF UNIT STATUS AND IDENTITY REPORT  
OPR: AF/XOOIM

CLASSIFIED BY: AFR 55-15  
DECLASSIFY ON: 31 MARCH 1984

TABLE 30 - USAF COMBAT AIRCRAFT AND CREWS SUMMARY (INCLUDING ANG AND AFRES RESOURCES)  
AS OF 31 MARCH 1980

MDS	SUMMARY OF AIRCRAFT				SUMMARY OF CREWS		
	AUTH	ASGD	POSS	RDY	AUTH	FORM	RDY
<b>TOTAL</b>	<b>149</b>	<b>155</b>	<b>136</b>	<b>98</b>	<b>208</b>	<b>189</b>	<b>169</b>
KC-135	616	644	614	645	814	836	806
<b>TOTAL</b>	<b>616</b>	<b>644</b>	<b>614</b>	<b>645</b>	<b>814</b>	<b>836</b>	<b>806</b>
MC-130	13	14	14	9	21	21	20
MRC-107	275	159	159	154	158	110	100
MRC-108	83	46	46	46	50	50	50
<b>TOTAL</b>	<b>371</b>	<b>219</b>	<b>219</b>	<b>209</b>	<b>229</b>	<b>181</b>	<b>170</b>
O-2	190	196	198	183	346	287	243
OV-10	81	83	79	55	104	81	58
<b>TOTAL</b>	<b>271</b>	<b>279</b>	<b>277</b>	<b>238</b>	<b>450</b>	<b>368</b>	<b>301</b>
RC-135	16	18	15	15	32	41	28
RF-4	302	336	300	215	348	332	287
<b>TOTAL</b>	<b>318</b>	<b>354</b>	<b>315</b>	<b>230</b>	<b>380</b>	<b>373</b>	<b>315</b>
SR-71	9	9	9	9	11	10	10
<b>TOTAL</b>	<b>9</b>	<b>9</b>	<b>9</b>	<b>9</b>	<b>11</b>	<b>10</b>	<b>10</b>
T-33	85	87	86	57	70	103	95
T-38	195	213	187	133	225	229	0
T-39	2	2	2	2	4	4	4
TH-1	15	17	17	10	12	11	11
<b>TOTAL</b>	<b>297</b>	<b>319</b>	<b>292</b>	<b>202</b>	<b>311</b>	<b>347</b>	<b>110</b>

SECRET

SECRET

SOURCE: USAF UNIT STATUS AND IDENTITY REPORT  
OPR: AF/XOIM

CLASSIFIED BY: AFR 55-15  
DECLASSIFY ON: 31 MARCH 1984

TABLE 30 - USAF COMBAT AIRCRAFT AND CREWS SUMMARY (INCLUDING ANG AND AFRES RESOURCES)  
AS OF 31 MARCH 1980

MDS	SUMMARY OF AIRCRAFT				SUMMARY OF CREWS		
	AUTH	ASGD	POSS	RDY	AUTH	FORM	RDY
U-2	14	11	10	9	38	31	31
UC-123	0	22	21	18	0	0	0
UH-1	69	78	78	65	113	106	94
<u>TOTAL</u>	<u>83</u>	<u>111</u>	<u>109</u>	<u>92</u>	<u>151</u>	<u>137</u>	<u>125</u>
WC-130	20	20	19	15	38	41	35
WC-135	5	7	5	3	10	10	9
	<u>25</u>	<u>27</u>	<u>24</u>	<u>18</u>	<u>48</u>	<u>51</u>	<u>44</u>
<u>TOTAL</u>	<u>7041</u>	<u>7303</u>	<u>6724</u>	<u>5804</u>	<u>9754</u>	<u>8921</u>	<u>7301</u>

AIRCRAFT AND CREWS

SECRET

SECRET

TABLE 31 - USAF COMBAT AIRCRAFT AND CREWS SUMMARY (INCLUDING ANG AND AFRES RESOURCES)  
AS OF 30 SEPTEMBER 1980

MDS	SUMMARY OF AIRCRAFT				SUMMARY OF CREWS		
	AUTH	ASGD	POSS	RDY	AUTH	FORM	RDY
A-10	348	369	364	222	399	411	325
A-37	78	86	80	72	101	103	103
A-7	348	362	329	278	433	499	375
AC-130	20	20	18	17	34	31	27
<b>TOTAL</b>	<b>794</b>	<b>837</b>	<b>791</b>	<b>589</b>	<b>967</b>	<b>1044</b>	<b>830</b>
B-52	316	343	314	300	395	370	316
<b>TOTAL</b>	<b>316</b>	<b>343</b>	<b>314</b>	<b>300</b>	<b>395</b>	<b>370</b>	<b>316</b>
C-12	1	1	1	1	0	0	0
C-123	64	34	34	29	96	60	55
C-130	521	567	508	410	902	793	728
C-135	3	3	4	0	0	0	0
C-140	4	4	4	0	6	5	0
C-141	250	233	205	174	940	727	796
C-5	74	76	64	48	230	210	198
C-7	32	40	40	33	48	63	50
C-9	19	19	19	17	58	58	89
CH-3	36	41	32	22	33	29	23
CH-53	7	8	7	2	7	6	5
<b>TOTAL</b>	<b>1011</b>	<b>1026</b>	<b>918</b>	<b>736</b>	<b>2320</b>	<b>1951</b>	<b>1944</b>
E-3	20	22	21	16	27	35	22

SECRET

SECRET

SOURCE: USAF UNIT STATUS AND IDENTITY REPORT  
OPR: AF/XOIM

CLASSIFIED BY: AFR 55-15  
DECLASSIFY ON: 30 SEPTEMBER 1984

TABLE 31 - USAF COMBAT AIRCRAFT AND CREWS SUMMARY (INCLUDING ANG AND AFRES RESOURCES)  
AS OF 30 SEPTEMBER 1980

MDS	SUMMARY OF AIRCRAFT				SUMMARY OF CREWS		
	AUTH	ASGD	POSS	RDY	AUTH	FORM	RDY
E-4	4	4	5	4	9	6	4
EB-57	15	15	15	13	23	18	18
EC-130	14	16	16	10	28	21	14
EC-135	39	40	33	28	72	61	51
<b>TOTAL</b>	<b>92</b>	<b>97</b>	<b>90</b>	<b>71</b>	<b>159</b>	<b>141</b>	<b>109</b>
F-101	72	77	75	48	90	84	42
F-105	150	161	151	135	191	176	158
F-106	205	219	183	135	303	280	226
F-111	345	349	335	196	352	306	196
F-15	423	467	425	239	477	593	388
F-16	126	136	126	81	128	107	65
F-4	1201	1328	1133	938	1441	1271	931
F-5	105	108	112	38	155	150	40
FB-111	60	64	56	49	68	69	64
<b>TOTAL</b>	<b>2687</b>	<b>2909</b>	<b>2596</b>	<b>1859</b>	<b>3205</b>	<b>3036</b>	<b>2110</b>
HC-130	46	50	49	42	68	54	45
HH-1	22	27	27	22	47	52	44
HH-3	46	38	32	21	59	54	46
HH-53	23	19	15	8	29	26	20
HH-53H	8	18	14	12	12	10	9

SOURCE: USAF UNIT STATUS AND IDENTITY REPORT  
OPR: AF/XOOIM

CLASSIFIED BY: AFR 55-15  
DECLASSIFY ON: 30 SEPTEMBER 1984

TABLE 31 - USAF COMBAT AIRCRAFT AND CREWS SUMMARY (INCLUDING ANG AND AFRES RESOURCES)  
AS OF 30 SEPTEMBER 1980

MDS	SUMMARY OF AIRCRAFT				SUMMARY OF CREWS		
	AUTH	ASGD	POSS	RDY	AUTH	FORM	RDY
<b>TOTAL</b>	<b>145</b>	<b>152</b>	<b>137</b>	<b>105</b>	<b>215</b>	<b>196</b>	<b>164</b>
KC-135	617	642	615	561	792	813	704
<b>TOTAL</b>	<b>617</b>	<b>642</b>	<b>615</b>	<b>561</b>	<b>792</b>	<b>813</b>	<b>704</b>
MC-130	13	14	13	12	21	20	16
MRC-107	274	162	159	151	160	74	63
MRC-108	172	84	158	82	142	103	69
<b>TOTAL</b>	<b>459</b>	<b>260</b>	<b>330</b>	<b>245</b>	<b>323</b>	<b>197</b>	<b>148</b>
O-2	168	182	183	162	253	233	213
OA-37	36	50	49	39	40	37	29
OY-10	76	77	77	61	84	71	59
<b>TOTAL</b>	<b>280</b>	<b>309</b>	<b>309</b>	<b>262</b>	<b>377</b>	<b>341</b>	<b>301</b>
RC-135	16	18	14	14	32	29	24
RF-4	302	335	293	211	350	323	279
<b>TOTAL</b>	<b>318</b>	<b>353</b>	<b>307</b>	<b>225</b>	<b>382</b>	<b>352</b>	<b>303</b>
SR-71	9	11	9	9	11	10	10
	9	11	9	9	11	10	10
T-33	85	87	86	27	75	91	37
T-38	195	212	186	44	227	222	0
T-39	2	2	2	2	4	4	4
TH-1	16	17	17	14	12	12	6

SECRET

SECRET

SOURCE: USAF UNIT STATUS AND IDENTITY REPORT  
OPR: AF/XOOIM

CLASSIFIED BY: AFR 55-15  
DECLASSIFY ON: 30 SEPTEMBER 1984



TABLE 31 - USAF COMBAT AIRCRAFT AND CREWS SUMMARY (INCLUDING ANG AND AFRES RESOURCES)  
AS OF 31 SEPTEMBER 1980

<u>MDS</u>	<u>SUMMARY OF AIRCRAFT</u>				<u>SUMMARY OF CREWS</u>		
	<u>AUTH</u>	<u>ASGD</u>	<u>POSS</u>	<u>RDY</u>	<u>AUTH</u>	<u>FORM</u>	<u>RDY</u>
<u>TOTAL</u>	<u>298</u>	<u>318</u>	<u>291</u>	<u>87</u>	<u>318</u>	<u>329</u>	<u>47</u>
U-2	14	10	7	8	38	31	29
U-2R	0	0	1	0	0	3	0
UC-123	3	20	20	13	0	0	0
UH-1	68	70	70	51	113	105	88
<u>TOTAL</u>	<u>85</u>	<u>100</u>	<u>98</u>	<u>72</u>	<u>151</u>	<u>139</u>	<u>117</u>
WC-130	20	19	20	18	38	32	30
WC-135	5	7	6	5	11	11	8
<u>TOTAL</u>	<u>25</u>	<u>26</u>	<u>26</u>	<u>23</u>	<u>49</u>	<u>43</u>	<u>38</u>
<u>TOTAL</u>	<u>7136</u>	<u>7383</u>	<u>6831</u>	<u>5144</u>	<u>9664</u>	<u>8962</u>	<u>7141</u>

AIRCRAFT AND CREWS

SOURCE: USAF UNIT STATUS AND IDENTITY REPORT  
OPR: AF/XOOIM

CLASSIFIED BY: AFR 55-15  
DECLASSIFY ON: 30 SEPTEMBER 1984

TABLE 32 - USAF COMBAT MISSILE AND CREW SUMMARY - AS OF 31 MARCH 1980

<u>MDS</u>	<u>SUMMARY OF MISSILES</u>					<u>SUMMARY OF CREWS</u>		
	<u>AUTH</u>	<u>ASGD</u>	<u>POSS</u>	<u>NUC-CAP</u>	<u>CON-CAP</u>	<u>AUTH</u>	<u>FORM</u>	<u>RDY</u>
AGM-69	1070	1291	1365	1131	0	0	0	0
<u>TOTAL</u>	<u>1070</u>	<u>1291</u>	<u>1365</u>	<u>1131</u>	<u>0</u>	<u>0</u>	<u>0</u>	<u>0</u>
LGM-25	54	57	56	51	0	285	266	265
LGM-30	1008	1213	1003	971	0	656	646	622
<u>TOTAL</u>	<u>1062</u>	<u>1270</u>	<u>1059</u>	<u>1022</u>	<u>0</u>	<u>941</u>	<u>912</u>	<u>887</u>
<u>TOTAL</u>	<u>2132</u>	<u>2561</u>	<u>2424</u>	<u>2153</u>	<u>0</u>	<u>941</u>	<u>912</u>	<u>887</u>

MISSILES AND CREWS

SECRET

SECRET

SOURCE: USAF UNIT STATUS AND IDENTITY REPORT  
 OPR: AF/XOOIM

CLASSIFIED BY: AFR 55-15  
 DECLASSIFY ON: 31 MARCH 1984

TABLE 33 - USAF COMBAT MISSILE AND CREW SUMMARY - AS OF 30 SEPTEMBER 1980

<u>MDS</u>	<u>SUMMARY OF MISSILES</u>					<u>SUMMARY OF CREWS</u>		
	<u>AUTH</u>	<u>ASGD</u>	<u>POSS</u>	<u>NUC-CAP</u>	<u>CON-CAP</u>	<u>AUTH</u>	<u>FORM</u>	<u>RDY</u>
AGM-69	1070	1386	1367	1129	0	0	0	0
<u>TOTAL</u>	<u>1070</u>	<u>1386</u>	<u>1367</u>	<u>1129</u>	<u>0</u>	<u>0</u>	<u>0</u>	<u>0</u>
LGM-25	54	56	56	52	0	285	254	0
LGM-30	1008	1162	1003	976	0	660	622	0
<u>TOTAL</u>	<u>1062</u>	<u>1218</u>	<u>1059</u>	<u>1028</u>	<u>0</u>	<u>945</u>	<u>876</u>	<u>0</u>
<u>TOTAL</u>	<u>2132</u>	<u>2604</u>	<u>2426</u>	<u>2157</u>	<u>0</u>	<u>945</u>	<u>876</u>	<u>0</u>

MISSILES AND CREWS

SECRET

SECRET

TABLE 34 - AIRCRAFT AND MISSILE UNITS C-RATINGS READINESS PERCENTAGE CRITERIA

MINIMUM PERCENTAGES OF AUTHORIZED REQUIRED FOR EACH C-RATING

	<u>AIRCRAFT UNITS</u>					<u>MISSILE UNITS</u>				
	PERCENTAGE		C-3	C-4	C-5	PERCENTAGE		C-3	C-4	C-5
	C-1	C-2				C-1	C-2			
PERSONNEL	90	80	70	LESS THAN	*	NOT REQUIRED TO REPORT PERSONNEL AND EQUIPMENT/SUPPLIES ON HAND				
EQUIPMENT/SUPPLIES ON HAND	90	80	60	C-3 FOR	*					
AIRCRAFT READY	75	60	50	ALL	*	75	60	50	LESS THAN C-3	*
AIRCREW READY	85	70	55	AREAS	*	85	70	55	FOR ALL AREAS	*

UNCLASSIFIED

UNCLASSIFIED

C-1 FULLY READY: AN ORGANIZATION FULLY CAPABLE OF PERFORMING THE MISSION(S) FOR WHICH IT IS ORGANIZED OR DESIGNED.

C-2 SUBSTANTIALLY READY: AN ORGANIZATION CAPABLE OF PERFORMING THE MISSION(S) FOR WHICH IT IS ORGANIZED OR DESIGNED BUT HAVING MINOR DEFICIENCIES WHICH REDUCE ITS EFFECTIVENESS.

C-3 marginally ready: AN ORGANIZATION WITH MAJOR DEFICIENCIES OF SUCH MAGNITUDE AS TO LIMIT SEVERELY ITS CAPABILITY TO PERFORM THE MISSION(S) FOR WHICH IT IS ORGANIZED OR DESIGNED.

C-4 NOT READY: AN ORGANIZATION NOT CAPABLE OF PERFORMING THE MISSION(S) FOR WHICH IT IS ORGANIZED OR DESIGNED.

\* C-5 SERVICE PROGRAMMED NOT COMBAT READY: A UNIT WHICH DUE TO SERVICE PROGRAMS DOES NOT POSSESS THE PRESCRIBED WARTIME RESOURCES OR CANNOT PERFORM THE WARTIME MISSION FOR WHICH IT IS ORGANIZED, DESIGNED, OR TASKED.

REASONS FOR NOT C-1

- PERSONNEL
- EQUIPMENT AND SUPPLIES ON HAND
- EQUIPMENT READINESS
- TRAINING
- COMMANDER'S SUBJECTIVE JUDGEMENT

SOURCE: USAF UNIT STATUS AND IDENTITY REPORT  
 OPR: AF/XOOIM



*Flight Operations*

*PART II*



## PART II

## FLIGHT OPERATIONS

## INTRODUCTION

Aircraft flight operations data included in this section are based on statistics submitted in pertinent recurring reports. These reports are compiled on a physical possession basis with the various activity categories determined by the assignment or status of the aircraft rather than actual use.

The tables provide summary data covering flight operations for operating active USAF aircraft and include aircraft flying hours, utilization, etc. Non-operating active totals are shown as a one-line entry.

## DEFINITIONS

OPERATING ACTIVE AIRCRAFT --- Aircraft currently and actively engaged in or supporting flying missions. Assignment categories are as follows:

TACTICAL AND COMBAT SUPPORT:

Combat Unit - Aircraft assigned for the direct accomplishment of combat unit operations.

Combat Support - Aircraft assigned for the direct accomplishment of combat support operations.

Combat Unit Support - Aircraft assigned for the direct support of combat units and combat supporting unit operations.

Combat Tactics Development - Aircraft assigned to combat commands for the purpose of developing and testing tactics to be employed in functions of combat unit operations.

Combat Flying Support - Aircraft assigned for the purpose of accomplishing essential combat flying functions that cannot be performed in tactical type aircraft.

Industrial Funded - Aircraft assigned to Military Airlift Command (MAC) for the accomplishment of single manager operations for airlift service.

STUDENT AND COMBAT CREW TRAINING:

Aircraft assigned to accomplish student and combat crew training or indoctrination.

OPERATIONAL SUPPORT:

Aircraft assigned to Air Force units in support of proficiency flying for those rated personnel who are not assigned to crew positions and cannot be provided their flying requirements in aircraft assigned in any other code.

UNCLASSIFIED

**FLIGHT OPERATIONS (Cont'd.)****DEFINITIONS (Cont'd.)**ADMINISTRATIVE:

Aircraft assigned to support command administrative, executive, and inspection functions.

SPECIAL ACTIVITY AND UTILITY TRANSPORT:

Special Activity - Aircraft assigned to accomplish special activities of the Air Force and other Government agencies.

Command Mission Support - Aircraft assigned to accomplish necessary unscheduled airlift or personnel and materiel in support of Air Force bases and units.

TEST AND TEST SUPPORT:

Bailment Test - Aircraft assigned to approved Air Force contractors for the performance or support of research, development, or test programs for the Air Force.

Test Support - Aircraft assigned for the purpose of supporting test programs by actual participation, or for the purpose of research, development, or test of equipment requiring airborne platforms.

Test - Aircraft assigned to evaluate the aircraft or its components.

NON-OPERATING ACTIVE AIRCRAFT - Aircraft of the following types: Enroute aircraft other than ferry flights; Enroute aircraft on ferry flights; MAP aircraft temporarily diverted to USAF; Non-MAP aircraft temporarily diverted to USAF; New production aircraft; Flyable storage; Battle damage, evacuate to CONUS; Battle damage, repair by RAM team; Battle damage, awaiting major components; Battle damage, AFLC assistance not required; Battle damage, evacuate to contractor; Crash/Battle damage, awaiting AFLC assistance or decision; Contract work (for use by Air Force Logistics Command only); Extended transient maintenance, (for base use only); Depot level work-field teams; Crash damage (base use only); Depot work (for AFLC use only); Depot prototyping, for use by Air Force Logistics Command only; Major maintenance awaiting AFLC decision; Crash damage, AFLC; Contract work (for Air Force Systems Command only); Command programmed maintenance; Excess to command requirements.

INACTIVE AIRCRAFT - Exempt from reporting.

UNCLASSIFIED



TABLE 35 - SUMMARY OF AIR FORCE FLYING HOURS BY MISSION, DESIGN AND SERIES - BY QUARTERS - BY PROGRAM AND ACTUAL - FOR FISCAL YEAR 1980

<u>AIRCRAFT MDS</u>	<u>FY QTR</u>	<u>FLYING HOURS</u>		<u>PERCENT OF PROGRAM FLOWN</u>
		<u>PROGRAM</u>	<u>ACTUAL</u>	
	<u>1980</u>			
	1			
	2			
	3			
	4			
	<u>TOTAL</u>			
<u>A-7D</u>	1	6107	5956	97.6
	2	6045	5777	95.6
	3	6333	6242	98.6
	4	6189	5700	92.1
	<u>TOTAL</u>	<u>24674</u>	<u>23677</u>	<u>96.0</u>
<u>YA-7D</u>	1	110	103	94.0
	2	114	46	40.1
	3	114	18	16.1
	4	114	69	60.4
	<u>TOTAL</u>	<u>452</u>	<u>236</u>	<u>52.3</u>
<u>A-10A</u>	1	21063	20293	96.3
	2	23267	22285	95.8
	3	26978	27270	101.1
	4	23300	29536	100.8
	<u>TOTAL</u>	<u>100614</u>	<u>99383</u>	<u>98.8</u>
<u>YA-10A</u>	1			
	2		13	
	3		127	
	4		126	
	<u>TOTAL</u>		<u>265</u>	
<u>A-37B</u>	1	300	202	69.3
	2	300	244	81.3
	3	300	235	78.2

FOR OFFICIAL USE ONLY

FOR OFFICIAL USE ONLY

TABLE 35 - SUMMARY OF AIR FORCE FLYING HOURS BY MISSION, DESIGN AND SERIES - BY QUARTERS - BY PROGRAM AND ACTUAL - FOR FISCAL YEAR 1980 (CONTINUED)

<u>AIRCRAFT MDS</u>	<u>FY QTR</u>	<u>FLYING HOURS PROGRAM</u>	<u>ACTUAL</u>	<u>PERCENT OF PROGRAM FLOWN</u>
	<u>1980</u>			
	4	300	269	89.6
	<b>TOTAL</b>	<b>1200</b>	<b>955</b>	<b>79.6</b>
<u>OA-37B</u>	1			
	2			
	3		1	
	4		8	
	<b>TOTAL</b>		<b>9</b>	
<u>B-52D</u>	1	8079	7569	93.7
	2	8116	7698	94.9
	3	8300	7770	93.6
	4	8435	7740	91.8
	<b>TOTAL</b>	<b>32930</b>	<b>30776</b>	<b>93.5</b>
<u>B-52F</u>	1			
	2		2	
	3			
	4			
	<b>TOTAL</b>		<b>2</b>	
<u>B-52G</u>	1	15373	15422	100.3
	2	15757	15808	100.3
	3	15763	16482	104.6
	4	15778	16004	101.4
	<b>TOTAL</b>	<b>62671</b>	<b>63716</b>	<b>101.7</b>
<u>B-52H</u>	1	8880	8798	99.1
	2	9144	9316	101.9
	3	9174	9155	99.8
	4	9186	9158	99.7
	<b>TOTAL</b>	<b>36384</b>	<b>36429</b>	<b>100.1</b>

FOR OFFICIAL USE ONLY

FOR OFFICIAL USE ONLY

TABLE 35 - SUMMARY OF AIR FORCE FLYING HOURS BY MISSION, DESIGN AND SERIES - BY QUARTERS - BY PROGRAM AND ACTUAL - FOR FISCAL YEAR 1980 (CONTINUED)

<u>AIRCRAFT</u> <u>MDS</u>	<u>FY</u> <u>QTR</u>	<u>FLYING HOURS</u> <u>PROGRAM</u>	<u>ACTUAL</u>	<u>PERCENT OF</u> <u>PROGRAM FLOWN</u>
	<u>1980</u>			
<u>FB-111A</u>	1	4248	4298	101.2
	2	4364	4290	98.3
	3	4372	4437	101.5
	4	4424	4416	99.8
	<u>TOTAL</u>	<u>17408</u>	<u>17442</u>	<u>100.2</u>
<u>C-5A</u>	1	12263	12892	102.6
	2	12615	12436	98.6
	3	12790	13153	102.8
	4	12495	12660	101.3
	<u>TOTAL</u>	<u>50463</u>	<u>51143</u>	<u>101.3</u>
<u>C-6A</u>	1	150	81	53.7
	2	150	50	33.2
	3	150	81	54.1
	4	150	69	46.1
	<u>TOTAL</u>	<u>600</u>	<u>281</u>	<u>46.8</u>
<u>C-9A</u>	1	6900	6575	95.3
	2	6903	6734	97.6
	3	6903	6759	97.9
	4	6900	6633	96.1
	<u>TOTAL</u>	<u>27600</u>	<u>26701</u>	<u>96.7</u>
<u>C-9C</u>	1	600	448	74.6
	2	600	390	64.9
	3	600	307	61.1
	4	600	366	61.1
	<u>TOTAL</u>	<u>2400</u>	<u>1570</u>	<u>65.4</u>
<u>C-12A</u>	1	990	582	58.5

FOR OFFICIAL USE ONLY

FOR OFFICIAL USE ONLY

TABLE 35 - SUMMARY OF AIR FORCE FLYING HOURS BY MISSION, DESIGN AND SERIES - BY QUARTERS - BY PROGRAM AND ACTUAL - FOR FISCAL YEAR 1980 (CONTINUED)

AIRCRAFT MDS	FY QTR	FLYING HOURS		PERCENT OF PROGRAM FLOWN
		PROGRAM	ACTUAL	
	<u>1980</u>			
	2	995	570	57.3
	3	995	984	98.9
	4	995	1031	103.6
	TOTAL	3980	3167	79.6
<u>C-123K</u>	1		11	
	2		6	
	3			
	4			
	TOTAL		17	
<u>UC-123K</u>	1		1	
	2		2	
	3			
	4			
	TOTAL		3	
<u>C-130A</u>	1	80	140	125.5
	2	80	131	163.9
	3	80	80	109.5
	4	80	90	112.2
	TOTAL	320	409	127.8
<u>AC-130A</u>	1		4	
	2		3	
	3		6	
	4			
	TOTAL		13	
<u>C-130B</u>	1	1098	964	87.8
	2	1134	997	87.9
	3	1188	1273	107.1
	4	1206	1122	93.0

FOR OFFICIAL USE ONLY

FOR OFFICIAL USE ONLY

TABLE 35 - SUMMARY OF AIR FORCE FLYING HOURS BY MISSION, DESIGN AND  
 SERIES - BY QUARTERS - BY PROGRAM AND ACTUAL -  
 FOR FISCAL YEAR 1980 (CONTINUED)

<u>AIRCRAFT</u> <u>MDJ</u>	<u>FY</u> <u>QTR</u>	<u>FLYING HOURS</u> <u>PROGRAM</u>	<u>ACTUAL</u>	<u>PERCENT OF</u> <u>PROGRAM FLOWN</u>
	<u>1980</u>			
	<u>TOTAL</u>	<u>4626</u>	<u>4356</u>	<u>94.2</u>
<u>WC-130B</u>	1			
	2		1	
	3			
	4			
	<u>TOTAL</u>		<u>1</u>	
<u>C-130D</u>	1		2	
	2			
	3		2	
	4			
	<u>TOTAL</u>		<u>4</u>	
<u>C-130E</u>	1	33000	31979	96.9
	2	32439	32086	98.9
	3	33695	33020	98.0
	4	33246	31306	94.2
	<u>TOTAL</u>	<u>132386</u>	<u>128391</u>	<u>97.0</u>
<u>DC-130E</u>	1		364	
	2		269	
	3		220	
	4		342	
	<u>TOTAL</u>		<u>1195</u>	
<u>EC-130E</u>	1	750	797	106.4
	2	750	791	104.6
	3	750	1041	137.7
	4	750	959	126.9
	<u>TOTAL</u>	<u>3000</u>	<u>3588</u>	<u>118.7</u>

FOR OFFICIAL USE ONLY

FOR OFFICIAL USE ONLY

TABLE 35 - SUMMARY OF AIR FORCE FLYING HOURS BY MISSION, DESIGN AND SERIES - BY QUARTERS - BY PROGRAM AND ACTUAL - FOR FISCAL YEAR 1980 (CONTINUED)

AIRCRAFT MDS	FY QTR	FLYING HOURS		PERCENT OF PROGRAM FLOWN
		PROGRAM	ACTUAL	
	<u>1980</u>			
<u>MC-130E</u>	1	1790	1960	109.5
	2	1840	2297	124.9
	3	1950	2175	111.5
	4	1915	2020	105.5
	TOTAL	7495	8451	112.8
<u>WC-130E</u>	1	954	909	95.3
	2	780	731	93.7
	3	894	561	62.8
	4	1356	954	70.4
	TOTAL	3984	3156	79.2
<u>C-130H</u>	1	11815	12714	107.6
	2	11193	12630	112.8
	3	12128	10314	85.1
	4	11993	11360	94.8
	TOTAL	47134	47024	99.8
<u>AC-130H</u>	1	990	1214	122.6
	2	1010	1090	107.9
	3	1050	901	85.8
	4	1050	1098	104.6
	TOTAL	4100	4303	105.0
<u>OC-130H</u>	1	100	18	18.3
	2	100	16	16.2
	3	100	10	9.7
	4	100	22	22.3
	TOTAL	400	66	16.6
<u>HC-130H</u>	1	972	974	170.3
	2	580	900	168.0

FOR OFFICIAL USE ONLY

FOR OFFICIAL USE ONLY

TABLE 35 - SUMMARY OF AIR FORCE FLYING HOURS BY MISSION, DESIGN AND SERIES - BY QUARTERS - BY PROGRAM AND ACTUAL - FOR FISCAL YEAR 1980 (CONTINUED)

<u>AIRCRAFT MDS</u>	<u>FY QTR</u>	<u>FLYING HOURS PROGRAM</u>	<u>ACTUAL</u>	<u>PERCENT OF PROGRAM FLOWN</u>
	<u>1980</u>			
	3	606	1013	167.2
	4	616	1241	201.4
	<b>TOTAL</b>	<b>2382</b>	<b>4216</b>	<b>177.0</b>
<u>WC-130H</u>	1	1255	1124	89.5
	2	960	1100	115.2
	3	1093	1198	109.6
	4	1782	1354	76.0
	<b>TOTAL</b>	<b>5090</b>	<b>4781</b>	<b>93.9</b>
<u>HC-130N</u>	1	1527	1009	70.0
	2	1527	1058	69.3
	3	1528	1144	74.9
	4	1528	1273	83.3
	<b>TOTAL</b>	<b>6110</b>	<b>4544</b>	<b>74.4</b>
<u>HC-130P</u>	1	1985	1386	69.8
	2	2011	1320	65.7
	3	2038	1306	64.0
	4	2002	1359	67.9
	<b>TOTAL</b>	<b>8096</b>	<b>5431</b>	<b>67.1</b>
<u>C-131B</u>	1			
	2			
	3		2	
	4			
	<b>TOTAL</b>		<b>2</b>	
<u>C-131D</u>	1		1	
	2		7	
	3		6	
	4			

FOR OFFICIAL USE ONLY

FOR OFFICIAL USE ONLY

TABLE 35 - SUMMARY OF AIR FORCE FLYING HOURS BY MISSION, DESIGN AND SERIES - BY QUARTERS - BY PROGRAM AND ACTUAL - FOR FISCAL YEAR 1980 (CONTINUED)

<u>AIRCRAFT MJS</u>	<u>FY QTR</u>	<u>FLYING HOURS PROGRAM</u>	<u>ACTUAL</u>	<u>PERCENT OF PROGRAM FLOWN</u>
	<u>1980</u>			
	<u>TOTAL</u>		<u>14</u>	
<u>C-131E</u>	1			
	2			
	3			
	4		2	
	<u>TOTAL</u>		<u>2</u>	
<u>NC-131H</u>	1	50	66	132.2
	2	50	4	7.2
	3	50	6	11.4
	4	50	59	118.2
	<u>TOTAL</u>	<u>200</u>	<u>135</u>	<u>67.3</u>
<u>C-135A</u>	1	250	434	173.4
	2	290	339	116.9
	3	280	235	82.4
	4	357	459	128.5
	<u>TOTAL</u>	<u>1182</u>	<u>1466</u>	<u>124.1</u>
<u>FC-135A</u>	1	390	337	86.5
	2	390	491	125.9
	3	390	530	135.9
	4	390	384	98.6
	<u>TOTAL</u>	<u>1560</u>	<u>1743</u>	<u>111.7</u>
<u>KC-135A</u>	1	5846	32272	104.6
	2	3192	32256	100.8
	3	3381	5541	107.4
	4	7657	31604	91.9
	<u>TOTAL</u>	<u>17076</u>	<u>131923</u>	<u>101.0</u>

FOR OFFICIAL USE ONLY

FOR OFFICIAL USE ONLY



TABLE 35 - SUMMARY OF AIR FORCE FLYING HOURS BY MISSION, DESIGN AND SERIES - BY QUARTERS - BY PROGRAM AND ACTUAL - FOR FISCAL YEAR 1980 (CONTINUED)

AIRCRAFT MDS	FY	FLYING HOURS		PERCENT OF PROGRAM FLOWN
	QTR	PROGRAM	ACTUAL	
	<u>1980</u>			
<u>NC-135A</u>	1	65	10	16.0
	2	65	57	88.2
	3	5	28	556.0
	4	5	47	942.0
	TOTAL	140	143	101.9
<u>NC-135A</u>	1		10	
	2			
	3			
	4			
	TOTAL		10	
<u>NKC-135A</u>	1	880	593	67.4
	2	935	642	68.7
	3	715	726	101.6
	4	803	764	95.1
	TOTAL	3333	2726	81.8
<u>C-135B</u>	1	1483	1096	73.9
	2	1468	1131	77.1
	3	1462	1030	70.4
	4	1407	857	56.4
	TOTAL	5820	4113	70.0
<u>EC-135B</u>	1	59	45	75.8
	2	118	203	172.3
	3	170	183	107.6
	4	184	236	126.2
	TOTAL	531	667	125.6
<u>WC-135B</u>	1	925	1353	146.3
	2	925	894	96.7
	3	925	971	105.0

TABLE 35 - SUMMARY OF AIR FORCE FLYING HOURS BY MISSION, DESIGN AND  
 SERIES - BY QUARTERS - BY PROGRAM AND ACTUAL -  
 FOR FISCAL YEAR 1980 (CONTINUED)

AIRCRAFT MOS	FY	FLYING HOURS		PERCENT OF PROGRAM FLOWN
	QTR	PROGRAM	ACTUAL	
	<u>1980</u>			
	+	925	1048	113.3
	<b>TOTAL</b>	<b>3700</b>	<b>4267</b>	<b>115.3</b>
<u>C-135C</u>	1	465	439	94.4
	2	465	438	94.1
	3	465	542	116.6
	4	465	332	71.3
	<b>TOTAL</b>	<b>1860</b>	<b>1750</b>	<b>94.1</b>
<u>FC-135C</u>	1	2535	2997	118.2
	2	2535	2838	111.9
	3	2548	2739	109.9
	4	2548	2935	115.2
	<b>TOTAL</b>	<b>10166</b>	<b>11569</b>	<b>113.8</b>
<u>KC-135D</u>	1			
	2		11	
	3		29	
	4		93	
	<b>TOTAL</b>		<b>133</b>	
<u>EC-135G</u>	1	312	421	135.0
	2	312	427	137.0
	3	312	333	106.0
	4	312	398	127.5
	<b>TOTAL</b>	<b>1248</b>	<b>1579</b>	<b>126.5</b>
<u>FC-135H</u>	1	468	553	116.2
	2	468	576	123.1
	3	463	625	135.6
	4	468	532	113.6
	<b>TOTAL</b>	<b>1867</b>	<b>2286</b>	<b>122.1</b>

FOR OFFICIAL USE ONLY

FOR OFFICIAL USE ONLY

TABLE 35 - SUMMARY OF AIR FORCE FLYING HOURS BY MISSION, DESIGN AND SERIES - BY QUARTERS - BY PROGRAM AND ACTUAL - FOR FISCAL YEAR 1980 (CONTINUED)

AIRCRAFT MDS	FY QTR	FLYING HOURS		PERCENT OF PROGRAM FLOWN
		PROGRAM	ACTUAL	
	<u>1980</u>			
<u>EC-135J</u>	1	450	459	102.1
	2	450	451	100.1
	3	420	434	96.5
	4	450	463	102.8
	TOTAL	1800	1807	100.4
<u>EC-135K</u>	1	500	84	16.8
	2	330	105	31.1
	3	682	179	26.2
	4	616	183	29.7
	TOTAL	2128	548	25.8
<u>EC-135L</u>	1	390	489	125.4
	2	390	451	115.7
	3	390	360	92.4
	4	390	447	114.7
	TOTAL	1560	1748	112.1
<u>RC-135M</u>	1		978	
	2		958	
	3		898	
	4		978	
	TOTAL		3813	
<u>C-135N</u>	1	138	30	21.4
	2	112	59	52.6
	3	144	14	9.8
	4	122	142	116.1
	TOTAL	516	244	47.3
<u>EC-135N</u>	1	483	506	104.8

FOR OFFICIAL USE ONLY

FOR OFFICIAL USE ONLY

TABLE 35 - SUMMARY OF AIR FORCE FLYING HOURS BY MISSION, DESIGN AND SERIES - BY QUARTERS - BY PROGRAM AND ACTUAL - FOR FISCAL YEAR 1980 (CONTINUED)

AIRCRAFT MDS	FY QTR	FLYING HOURS		PERCENT OF PROGRAM FLOWN
		PROGRAM	ACTUAL	
	<u>1980</u>			
	2	392	423	107.9
	3	432	347	80.3
	4	366	408	111.6
	<u>TOTAL</u>	<u>1673</u>	<u>1684</u>	<u>100.7</u>
<u>EC-135P</u>	1	417	286	68.7
	2	429	186	43.5
	3	420	232	55.3
	4	426	248	58.1
	<u>TOTAL</u>	<u>1692</u>	<u>953</u>	<u>56.3</u>
<u>KC-135Q</u>	1	3601	4629	128.6
	2	3656	4697	128.5
	3	3785	4807	127.0
	4	4045	4419	109.2
	<u>TOTAL</u>	<u>15087</u>	<u>18552</u>	<u>123.0</u>
<u>RC-135S</u>	1	311	296	95.3
	2	310	314	101.3
	3	310	368	118.6
	4	310	264	85.2
	<u>TOTAL</u>	<u>1241</u>	<u>1242</u>	<u>100.1</u>
<u>RC-135T</u>	1		7	
	2		71	
	3		92	
	4		12	
	<u>TOTAL</u>		<u>181</u>	
<u>RC-135U</u>	1	340	366	107.6
	2	340	244	71.9
	3	340	287	84.4
	4	340	261	76.9

FOR OFFICIAL USE ONLY

FOR OFFICIAL USE ONLY

TABLE 35 - SUMMARY OF AIR FORCE FLYING HOURS BY MISSION, DESIGN AND SERIES - BY QUARTERS - BY PROGRAM AND ACTUAL - FOR FISCAL YEAR 1980 (CONTINUED)

<u>AIRCRAFT</u> <u>MUS</u>	<u>FY</u> <u>QTR</u>	<u>FLYING HOURS</u> <u>PROGRAM</u>	<u>ACTUAL</u>	<u>PERCENT OF</u> <u>PROGRAM FLOWN</u>
	<u>1980</u>			
	<u>TOTAL</u>	1360	1158	85.2
<u>RC-135V</u>	1	3384	2435	72.0
	2	3385	2378	70.3
	3	3385	2568	75.9
	4	3386	2477	73.2
	<u>TOTAL</u>	13540	9858	72.8
<u>RC135W</u>	1			
	2		35	
	3		57	
	4		58	
	<u>TOTAL</u>		150	
<u>C-137B</u>	1	480	560	117.9
	2	480	302	79.6
	3	480	404	84.2
	4	480	399	83.2
	<u>TOTAL</u>	1920	1752	91.2
<u>C-137C</u>	1	320	52	16.3
	2	320	30	11.9
	3	320	160	51.8
	4	320	181	56.7
	<u>TOTAL</u>	1280	437	34.2
<u>C-140A</u>	1	652	713	109.4
	2	652	749	114.9
	3	745	733	98.0
	4	748	742	99.3
	<u>TOTAL</u>	2800	2938	104.9

FOR OFFICIAL USE ONLY

FOR OFFICIAL USE ONLY

TABLE 35 - SUMMARY OF AIR FORCE FLYING HOURS BY MISSION, DESIGN AND SERIES - BY QUARTERS - BY PROGRAM AND ACTUAL - FOR FISCAL YEAR 1980 (CONTINUED)

<u>AIRCRAFT MDS</u>	<u>FY QTR</u>	<u>FLYING HOURS PROGRAM</u>	<u>ACTUAL</u>	<u>PERCENT OF PROGRAM FLOWN</u>
	<u>1980</u>			
<u>C-140B</u>	1	1950	1342	68.8
	2	1950	1403	72.0
	3	1950	1587	81.4
	4	1950	1420	73.1
	<u>TOTAL</u>	<u>7800</u>	<u>5752</u>	<u>73.8</u>
<u>C-141A</u>	1	68852	70081	101.8
	2	68681	68207	99.4
	3	63250	63956	110.6
	4	50390	63497	111.4
	<u>TOTAL</u>	<u>257786</u>	<u>271820</u>	<u>105.4</u>
<u>NC-141A</u>	1	159	192	120.6
	2	189	137	72.5
	3	159	189	118.9
	4	210	142	67.8
	<u>TOTAL</u>	<u>717</u>	<u>660</u>	<u>92.1</u>
<u>C-141B</u>	1		42	
	2	3485	365	10.5
	3	7271	2168	29.8
	4	14519	7451	51.3
	<u>TOTAL</u>	<u>20275</u>	<u>10026</u>	<u>39.7</u>
<u>YC-141B</u>	1	40	50	125.5
	2	40	42	103.7
	3	40	7	17.5
	4	40		
	<u>TOTAL</u>	<u>160</u>	<u>99</u>	<u>61.7</u>
<u>C-3A (AWACS)</u>	1	2679	2939	109.7
	2	2736	3290	120.2

FOR OFFICIAL USE ONLY

FOR OFFICIAL USE ONLY

TABLE 35 - SUMMARY OF AIR FORCE FLYING HOURS BY MISSION, DESIGN AND SERIES - BY QUARTERS - BY PROGRAM AND ACTUAL - FOR FISCAL YEAR 1980 (CONTINUED)

<u>AIRCRAFT</u> <u>MDS</u>	<u>FY</u> <u>QTR</u>	<u>FLYING HOURS</u>		<u>PERCENT OF</u> <u>PROGRAM FLOWN</u>
		<u>PROGRAM</u>	<u>ACTUAL</u>	
	<u>1980</u>			
	3	3097	3577	115.5
	4	3740	3335	89.2
	<b>TOTAL</b>	<b>12252</b>	<b>13140</b>	<b>107.3</b>
<u>F-4A</u>	1	405	423	104.3
	2	405	364	90.0
	3	405	376	92.9
	4	405	403	99.4
	<b>TOTAL</b>	<b>1620</b>	<b>1566</b>	<b>96.7</b>
<u>E-4B</u>	1	187	74	39.6
	2	235	161	68.4
	3	175	176	100.7
	4	115	221	126.5
	<b>TOTAL</b>	<b>772</b>	<b>632</b>	<b>81.9</b>
<u>F-4C</u>	1	3181	3540	111.3
	2	3270	3624	110.6
	3	3640	3636	99.9
	4	3530	3321	94.1
	<b>TOTAL</b>	<b>13627</b>	<b>14121</b>	<b>103.6</b>
<u>RF-4C</u>	1	10762	12163	113.0
	2	10644	12140	114.1
	3	11324	11452	101.1
	4	10764	10901	101.3
	<b>TOTAL</b>	<b>43494</b>	<b>46656</b>	<b>107.3</b>
<u>F-4D</u>	1	21503	21417	99.3
	2	23129	20820	103.4
	3	19002	20145	101.3
	4	20182	20237	100.3

FOR OFFICIAL USE ONLY

FOR OFFICIAL USE ONLY

TABLE 35 - SUMMARY OF AIR FORCE FLYING HOURS BY MISSION, DESIGN AND  
 SERIES - BY QUARTERS - BY PROGRAM AND ACTUAL -  
 FOR FISCAL YEAR 1980 (CONTINUED)

<u>AIRCRAFT MOS</u>	<u>FY QTR</u>	<u>FLYING HOURS PROGRAM</u>	<u>ACTUAL</u>	<u>PERCENT OF PROGRAM FLOWN</u>
	<u>1980</u>			
	<b>TOTAL</b>	<b>61755</b>	<b>82619</b>	<b>101.1</b>
<u>F-4E</u>	1	33941	33297	98.1
	2	32135	33248	103.5
	3	31784	32282	101.6
	4	23003	28463	98.8
	<b>TOTAL</b>	<b>126063</b>	<b>127289</b>	<b>100.5</b>
<u>YF-4E</u>	1	45	31	68.4
	2	45	3	7.3
	3	45	6	12.9
	4	45	46	103.1
	<b>TOTAL</b>	<b>180</b>	<b>86</b>	<b>47.9</b>
<u>F-4E</u>	1	520	533	102.6
	2	536	163	30.4
	3	544	679	124.8
	4	480	645	134.5
	<b>TOTAL</b>	<b>2080</b>	<b>2021</b>	<b>97.2</b>
<u>F-4F</u>	1	20	22	110.0
	2		35	
	3		40	
	4		19	
	<b>TOTAL</b>	<b>20</b>	<b>121</b>	<b>605.5</b>
<u>F-4G</u>	1	3268	3339	102.2
	2	3368	3842	96.8
	3	4300	4806	110.1
	4	4892	4651	95.1
	<b>TOTAL</b>	<b>16428</b>	<b>16638</b>	<b>100.9</b>

FOR OFFICIAL USE ONLY

FOR OFFICIAL USE ONLY



TABLE 35 - SUMMARY OF AIR FORCE FLYING HOURS BY MISSION, DESIGN AND  
 SERIES - BY QUARTERS - BY PROGRAM AND ACTUAL -  
 FOR FISCAL YEAR 1980 (CONTINUED)

<u>AIRCRAFT MOS</u>	<u>FY QTR</u>	<u>FLYING HOURS PROGRAM</u>	<u>ACTUAL</u>	<u>PERCENT OF PROGRAM FLOWN</u>
	<u>1980</u>			
<u>F-5A (MAP)</u>	1		10	
	2		10	
	3		6	
	4			
	<u>TOTAL</u>		<u>27</u>	
<u>F-5B</u>	1	308	296	96.0
	2	320	297	92.8
	3	328	327	99.6
	4	328	396	120.6
	<u>TOTAL</u>	<u>1284</u>	<u>1315</u>	<u>102.4</u>
<u>F-5B (MAP)</u>	1	390	400	102.6
	2	405	384	94.7
	3	405	345	85.1
	4	405	438	108.2
	<u>TOTAL</u>	<u>1605</u>	<u>1566</u>	<u>97.6</u>
<u>F-5E</u>	1	6652	6599	99.2
	2	5432	7205	112.0
	3	6784	7117	105.8
	4	6792	6780	99.8
	<u>TOTAL</u>	<u>26660</u>	<u>27761</u>	<u>104.1</u>
<u>F-5F</u>	1	154	125	81.2
	2	160	115	71.9
	3	164	145	88.5
	4	164	110	66.9
	<u>TOTAL</u>	<u>642</u>	<u>495</u>	<u>77.1</u>
<u>F-5F (FMS)</u>	1			
	2			
	3			

FOR OFFICIAL USE ONLY

FOR OFFICIAL USE ONLY

TABLE 35 - SUMMARY OF AIR FORCE FLYING HOURS BY MISSION, DESIGN AND SERIES - BY QUARTERS - BY PROGRAM AND ACTUAL - FOR FISCAL YEAR 1980 (CONTINUED)

AIRCRAFT MDS	FY QTR	FLYING HOURS		PERCENT OF PROGRAM FLOWN
		PROGRAM	ACTUAL	
	<u>1980</u>			
	4		6	
	TOTAL		6	
<u>F-15A</u>	1	20498	19831	96.8
	2	20970	18286	87.2
	3	20552	17601	85.6
	4	18464	15823	85.7
	TOTAL	80489	71543	88.9
<u>YF-15A</u>	1			
	2		17	
	3		66	
	4		228	
	TOTAL		331	
<u>F-15B</u>	1	3350	4095	122.0
	2	3514	3770	107.3
	3	3501	3698	105.3
	4	3402	3202	96.5
	TOTAL	13853	14845	107.2
<u>YF-15B</u>	1			
	2		31	
	3		82	
	4		119	
	TOTAL		232	
<u>F-15C</u>	1	1550	1993	128.1
	2	2940	4277	145.5
	3	4324	5115	118.3
	4	3545	5614	101.2
	TOTAL	14369	17009	118.3

FOR OFFICIAL USE ONLY

FOR OFFICIAL USE ONLY

TABLE 35 - SUMMARY OF AIR FORCE FLYING HOURS BY MISSION, DESIGN AND SERIES - BY QUARTERS - BY PROGRAM AND ACTUAL - FOR FISCAL YEAR 1980 (CONTINUED)

<u>AIRCRAFT MDS</u>	<u>FY QTR</u>	<u>FLYING HOURS PROGRAM</u>	<u>ACTUAL</u>	<u>PERCENT OF PROGRAM FLOWN</u>
	<u>1980</u>			
<u>F-15D</u>	1	186	242	130.0
	2	330	595	180.5
	3	537	854	159.0
	4	589	1148	194.9
	<u>TOTAL</u>	<u>1642</u>	<u>2839</u>	<u>172.9</u>
<u>F-16A</u>	1	1597	1788	111.9
	2	2834	2521	88.9
	3	3783	3546	93.7
	4	4704	4735	100.7
	<u>TOTAL</u>	<u>12918</u>	<u>12589</u>	<u>97.5</u>
<u>YF-16A</u>	1	50		
	2	50	43	85.6
	3	50	225	449.8
	4	50	104	327.4
	<u>TOTAL</u>	<u>200</u>	<u>431</u>	<u>215.7</u>
<u>F-16B</u>	1	1404	1326	94.6
	2	2130	1655	77.7
	3	2600	2207	84.9
	4	2770	2396	86.5
	<u>TOTAL</u>	<u>8904</u>	<u>7585</u>	<u>85.2</u>
<u>YF-16B</u>	1			
	2			
	3		69	
	4		73	
	<u>TOTAL</u>		<u>141</u>	
<u>F-100D</u>	1		2	

FOR OFFICIAL USE ONLY

FOR OFFICIAL USE ONLY

TABLE 35 - SUMMARY OF AIR FORCE FLYING HOURS BY MISSION, DESIGN AND  
 SERIES - BY QUARTERS - BY PROGRAM AND ACTUAL -  
 FOR FISCAL YEAR 1980 (CONTINUED)

<u>AIRCRAFT MOS</u>	<u>FY QTR</u>	<u>FLYING HOURS PROGRAM</u>	<u>ACTUAL</u>	<u>PERCENT OF PROGRAM FLOWN</u>
	<u>1980</u>			
	2		9	
	3		1	
	4			
	<b>TOTAL</b>		<b>11</b>	
<u>F-100F</u>	1		1	
	2		1	
	3			
	4			
	<b>TOTAL</b>		<b>2</b>	
<u>F-101B</u>	1	664	571	86.0
	2	664	704	106.1
	3	664	620	93.5
	4	664	723	108.9
	<b>TOTAL</b>	<b>2656</b>	<b>2619</b>	<b>98.6</b>
<u>F-101F</u>	1	332	347	104.5
	2	332	326	98.3
	3	332	402	121.1
	4	332	346	104.1
	<b>TOTAL</b>	<b>1328</b>	<b>1421</b>	<b>107.0</b>
<u>F-102A</u>	1		10	
	2		22	
	3		15	
	4		20	
	<b>TOTAL</b>		<b>67</b>	
<u>TF-104G (GAF)</u>	1	741	739	99.8
	2	874	866	99.3
	3	912	817	89.6
	4	893	833	93.2

FOR OFFICIAL USE ONLY

FOR OFFICIAL USE ONLY

TABLE 35 - SUMMARY OF AIR FORCE FLYING HOURS BY MISSION, DESIGN AND SERIES - BY QUARTERS - BY PROGRAM AND ACTUAL - FOR FISCAL YEAR 1980 (CONTINUED)

<u>AIRCRAFT</u> <u>MDS</u>	<u>FY</u> <u>QTR</u>	<u>FLYING HOURS</u> <u>PROGRAM</u>	<u>ACTUAL</u>	<u>PERCENT OF</u> <u>PROGRAM FLOWN</u>
	<u>1980</u>			
	<b>TOTAL</b>	<b>3420</b>	<b>3257</b>	<b>95.2</b>
<u>F-104G (GAF)</u>	1	1120	1064	95.0
	2	1232	1206	97.9
	3	1288	1275	99.0
	4	1260	1229	97.5
	<b>TOTAL</b>	<b>4900</b>	<b>4775</b>	<b>97.5</b>
<u>F-105B</u>	1		1	
	2			
	3			
	4			
	<b>TOTAL</b>		<b>1</b>	
<u>F-105D</u>	1			
	2		1	
	3			
	4			
	<b>TOTAL</b>		<b>1</b>	
<u>F-105F</u>	1		71	
	2		15	
	3		73	
	4			
	<b>TOTAL</b>		<b>159</b>	
<u>F-105G</u>	1	846	818	96.7
	2	864	815	94.3
	3	882	851	96.5
	4	792	84	6.8
	<b>TOTAL</b>	<b>3384</b>	<b>2238</b>	<b>66.2</b>

FOR OFFICIAL USE ONLY

FOR OFFICIAL USE ONLY

TABLE 35 - SUMMARY OF AIR FORCE FLYING HOURS BY MISSION, DESIGN AND SERIES - BY QUARTERS - BY PROGRAM AND ACTUAL - FOR FISCAL YEAR 1980 (CONTINUED)

AIRCRAFT MDS	FY QTR	FLYING HOURS		PERCENT OF PROGRAM FLOWN
		PROGRAM	ACTUAL	
<u>1980</u>				
<u>F-106A</u>	1	9120	8916	109.7
	2	5132	8019	98.6
	3	8228	7670	93.2
	4	8239	7173	87.1
	TOTAL	32729	31778	97.1
<u>F-106B</u>	1	1810	2211	122.2
	2	1822	2264	124.3
	3	2030	2177	107.2
	4	1991	2060	103.5
	TOTAL	7653	8712	113.8
<u>F-111A</u>	1	4565	4416	96.7
	2	4790	4695	98.0
	3	4956	4659	94.0
	4	4884	4710	96.5
	TOTAL	19195	18481	96.3
<u>EF-111A</u>	1	110	104	94.7
	2	110	23	20.6
	3	110	12	11.1
	4	110	48	43.3
	TOTAL	440	187	42.4
<u>F-111D</u>	1	4343	4772	109.9
	2	4382	4583	104.6
	3	4406	4508	102.3
	4	3938	3963	100.6
	TOTAL	17069	17827	104.4
<u>F-111E</u>	1	4610	4693	101.7
	2	4745	3835	80.8

FOR OFFICIAL USE ONLY

FOR OFFICIAL USE ONLY

TABLE 35 - SUMMARY OF AIR FORCE FLYING HOURS BY MISSION, DESIGN AND SERIES - BY QUARTERS - BY PROGRAM AND ACTUAL - FOR FISCAL YEAR 1980 (CONTINUED)

AIRCRAFT MOS	FY QTR	FLYING HOURS		PERCENT OF PROGRAM FLOWN
		PROGRAM	ACTUAL	
	<u>1980</u>			
	3	4733	5338	112.8
	4	4739	5024	106.0
	<b>TOTAL</b>	<b>18833</b>	<b>18891</b>	<b>100.3</b>
<u>F-111F</u>	1	4776	4921	103.0
	2	4833	5002	103.5
	3	4821	5087	105.5
	4	4875	3081	79.6
	<b>TOTAL</b>	<b>19305</b>	<b>18891</b>	<b>97.9</b>
<u>TH-1F</u>	1	1776	1735	97.7
	2	1790	1521	85.0
	3	1790	1758	98.2
	4	1803	1573	87.3
	<b>TOTAL</b>	<b>7159</b>	<b>6586</b>	<b>92.0</b>
<u>UH-1F</u>	1	1602	1767	110.3
	2	1602	1190	74.3
	3	1720	1264	71.9
	4	1758	1330	75.7
	<b>TOTAL</b>	<b>6720</b>	<b>5550</b>	<b>82.6</b>
<u>HH-1H</u>	1	1080	1165	107.9
	2	1192	1684	141.3
	3	1192	2013	168.8
	4	1192	2143	179.8
	<b>TOTAL</b>	<b>4656</b>	<b>7005</b>	<b>150.4</b>
<u>UH-1N</u>	1	5942	5328	89.7
	2	5659	5268	89.9
	3	5903	5635	95.5
	4	5911	5669	95.9

FOR OFFICIAL USE ONLY

FOR OFFICIAL USE ONLY

TABLE 35 - SUMMARY OF AIR FORCE FLYING HOURS BY MISSION, DESIGN AND SERIES - BY QUARTERS - BY PROGRAM AND ACTUAL - FOR FISCAL YEAR 1980 (CONTINUED)

AIRCRAFT MDS	FY QTR	FLYING HOURS		PERCENT OF PROGRAM FLOWN
		PROGRAM	ACTUAL	
	<u>1980</u>			
	TOTAL	23615	21900	92.7
<u>UH-1P</u>	1	887	783	88.3
	2	768	1013	132.0
	3	776	633	81.5
	4	760	548	72.2
	TOTAL	3191	2977	93.3
<u>CH-3E</u>	1	2468	2445	99.1
	2	2467	2278	92.4
	3	2525	2353	92.1
	4	2519	1765	70.1
	TOTAL	10009	6841	68.3
<u>HH-3E</u>	1	2187	2008	91.8
	2	2324	1913	82.3
	3	2384	2017	84.6
	4	2398	1625	67.8
	TOTAL	9293	7563	81.4
<u>HH-53B</u>	1	446	373	83.6
	2	463	544	117.5
	3	463	440	95.0
	4	478	584	122.2
	TOTAL	1850	1941	104.9
<u>CH-53C</u>	1	614	624	101.6
	2	696	481	69.1
	3	696	547	78.6
	4	696	523	75.2
	TOTAL	2702	2175	80.5

FOR OFFICIAL USE ONLY

FOR OFFICIAL USE ONLY



TABLE 35 - SUMMARY OF AIR FORCE FLYING HOURS BY MISSION, DESIGN AND SERIES - BY QUARTERS - BY PROGRAM AND ACTUAL - FOR FISCAL YEAR 1980 (CONTINUED)

AIRCRAFT MJS	FY QTR	FLYING HOURS		PERCENT OF PROGRAM FLOWN
		PROGRAM	ACTUAL	
	<u>1980</u>			
<u>HH-53C</u>	1	2215	1612	72.8
	2	2151	1701	79.1
	3	2220	1469	66.2
	4	2358	1491	63.2
	TOTAL	8944	6272	70.1
<u>HH-53H</u>	1	288	225	88.7
	2	561	237	42.3
	3	931	558	56.4
	4	939	1049	111.7
	TOTAL	2779	2100	75.6
<u>O-2A</u>	1	12242	11832	96.6
	2	11052	11352	102.7
	3	10503	10148	96.6
	4	9384	10158	101.7
	TOTAL	43784	43489	99.3
<u>T-33A</u>	1	10264	9965	97.3
	2	10263	10343	100.8
	3	11017	10950	99.4
	4	10997	10780	96.0
	TOTAL	42541	42058	98.9
<u>NT-33A</u>	1	63	131	207.8
	2	63	58	92.2
	3	63	129	204.4
	4	63	78	124.1
	TOTAL	252	396	157.1
<u>T-37B</u>	1	61931	65145	105.2
	2	75648	59913	79.2
	3	75015	73836	98.4

TABLE 35 - SUMMARY OF AIR FORCE FLYING HOURS BY MISSION, DESIGN AND SERIES - BY QUARTERS - BY PROGRAM AND ACTUAL - FOR FISCAL YEAR 1980 (CONTINUED)

AIRCRAFT MDS	FY QTR	FLYING HOURS		PERCENT OF PROGRAM FLOWN
		PROGRAM	ACTUAL	
	<u>1980</u>			
	4	80136	73772	92.1
	TOTAL	292730	272697	93.2
<u>T-37B (GAF)</u>	1	3385	3425	101.2
	2	3363	3318	98.7
	3	4131	4466	108.1
	4	4102	4237	103.3
	TOTAL	14981	15446	103.1
<u>T-38A</u>	1	80436	72704	90.4
	2	76210	65812	86.4
	3	83110	78604	94.6
	4	80743	80997	93.4
	TOTAL	320507	298177	91.3
<u>T-38A (GAF)</u>	1	3489	3441	98.6
	2	3524	3821	108.4
	3	4311	4291	99.5
	4	4283	4569	106.7
	TOTAL	15607	16122	103.3
<u>T-38B</u>	1	5757	3344	58.1
	2	6480	5725	88.4
	3	7020	7284	103.8
	4	7020	7966	113.5
	TOTAL	26277	24319	92.6
<u>T-39A</u>	1	783	413	52.6
	2	783	285	36.4
	3	784	543	69.2
	4	784	276	35.4
	TOTAL	3134	1817	58.0

FOR OFFICIAL USE ONLY

FOR OFFICIAL USE ONLY

TABLE 35 - SUMMARY OF AIR FORCE FLYING HOURS BY MISSION, DESIGN AND SERIES - BY QUARTERS - BY PROGRAM AND ACTUAL - FOR FISCAL YEAR 1980 (CONTINUED)

<u>AIRCRAFT MDS</u>	<u>FY QTR</u>	<u>FLYING HOURS PROGRAM</u>	<u>ACTUAL</u>	<u>PERCENT OF PROGRAM FLOWN</u>
	<u>1980</u>			
<u>CT-39A</u>	1	13681	19428	98.7
	2	19070	20163	102.5
	3	19670	20240	102.9
	4	19670	19304	96.1
	<u>TOTAL</u>	<u>78691</u>	<u>79135</u>	<u>100.0</u>
<u>NT-39A</u>	1	59	104	176.9
	2	59		
	3	59	3	5.3
	4	59	13	22.5
	<u>TOTAL</u>	<u>236</u>	<u>121</u>	<u>51.2</u>
<u>T-39B</u>	1	236	267	113.0
	2	236	473	200.3
	3	236	379	160.7
	4	230	384	162.6
	<u>TOTAL</u>	<u>944</u>	<u>1502</u>	<u>159.2</u>
<u>T-41C</u>	1	3744	2501	66.8
	2	3842	3802	99.0
	3	4717	4619	97.9
	4	5004	6419	126.8
	<u>TOTAL</u>	<u>17307</u>	<u>17342</u>	<u>99.9</u>
<u>T-43A</u>	1	2554	2281	89.3
	2	2722	2671	98.1
	3	2898	2743	94.7
	4	2945	2641	89.7
	<u>TOTAL</u>	<u>11119</u>	<u>10336</u>	<u>93.0</u>
<u>U-0A</u>	1			

FOR OFFICIAL USE ONLY

FOR OFFICIAL USE ONLY

TABLE 35 - SUMMARY OF AIR FORCE FLYING HOURS BY MISSION, DESIGN AND SERIES - BY QUARTERS - BY PROGRAM AND ACTUAL - FOR FISCAL YEAR 1980 (CONTINUED)

AIRCRAFT MOS	FY QTR	FLYING HOURS		PERCENT OF PROGRAM FLOWN
		PROGRAM	ACTUAL	
	<u>1980</u>			
	2			
	3			
	4		10	
	<b>TOTAL</b>		<b>10</b>	
<u>OV-10A</u>	1	8064	7508	93.1
	2	7356	6774	92.1
	3	7901	8200	103.8
	4	3160	7609	93.3
	<b>TOTAL</b>	<b>31481</b>	<b>30091</b>	<b>95.6</b>
<u>UV-18B</u>	1	330	408	123.6
	2	330	387	117.2
	3	390	417	107.0
	4	390	462	118.5
	<b>TOTAL</b>	<b>1440</b>	<b>1674</b>	<b>116.2</b>
<u>TOTAL</u>	1	639788	532232	98.8
	2	656849	625286	95.2
	3	673610	574317	99.2
	4	691297	664378	96.1
	<b>TOTAL</b>	<b>2667544</b>	<b>2590214</b>	<b>97.3</b>

FOR OFFICIAL USE ONLY

FOR OFFICIAL USE ONLY

SOURCE: Summary of USAF, AFR and ANG Flying Hours (SSA-41)  
 OPR: DCS/PA (Deputy Director for Resources)

TABLE 36 - SUMMARY OF AIR FORCE, AIR FORCE RESERVE AND AIR NATIONAL GUARD  
 FLYING HOURS BY COMMAND - BY QUARTERS - BY PROGRAM AND ACTUAL -  
 FOR FISCAL YEAR 1980

<u>MAJOR COMMAND</u>	<u>FY</u>	<u>FLYING HOURS</u>		<u>PERCENT OF</u> <u>PROGRAM FLOWN</u>
	<u>QTR</u>	<u>PROGRAM</u>	<u>ACTUAL</u>	
	<u>1980</u>			
<u>TOTAL</u>	1			
	2			
	3			
	4			
	<u>TOTAL</u>			
<u>TOTAL ALASKAN AIR COMMAND</u>	1	4053	4333	93.1
	2	4674	4972	106.4
	3	5274	5830	110.5
	4	5022	5398	107.5
	<u>TOTAL</u>	<u>19623</u>	<u>20232</u>	<u>104.6</u>
<u>TOTAL US AIR FORCES IN EUROPE</u>	1	45888	43312	94.4
	2	45708	42633	93.3
	3	47753	51500	108.0
	4	49989	52226	104.5
	<u>TOTAL</u>	<u>189338</u>	<u>189732</u>	<u>100.2</u>
<u>TOTAL AIR FORCE RESERVE</u>	1	31690	32827	103.6
	2	32022	33342	104.1
	3	36690	35398	96.5
	4	36363	34451	94.8
	<u>TOTAL</u>	<u>136768</u>	<u>136019</u>	<u>99.5</u>
<u>TOTAL AIR NATIONAL GUARD</u>	1	89672	91161	101.7
	2	91250	94200	103.2
	3	105920	107683	101.7
	4	106454	99598	93.6
	<u>TOTAL</u>	<u>393296</u>	<u>392642</u>	<u>99.8</u>
<u>TOTAL AIR TRAINING COMMAND</u>	1	149729	141879	94.8
	2	159602	133262	83.4
	3	168299	163349	96.9
	4	177690	168375	94.8
	<u>TOTAL</u>	<u>652820</u>	<u>606004</u>	<u>92.5</u>
<u>TOTAL AIR FORCE COMMUNICATIONS SERVICE</u>	1	1052	1022	97.2

FOR OFFICIAL USE ONLY

FOR OFFICIAL USE ONLY

TABLE 36 - SUMMARY OF AIR FORCE, AIR FORCE RESERVE AND AIR NATIONAL GUARD  
 FLYING HOURS BY COMMAND - BY QUARTERS - BY PROGRAM AND ACTUAL -  
 FOR FISCAL YEAR 1980 (CONTINUED)

<u>MAJOR COMMAND</u>	<u>FY</u> <u>QTR</u>	<u>FLYING HOURS</u>		<u>PERCENT OF</u> <u>PROGRAM FLOWN</u>
		<u>PROGRAM</u>	<u>ACTUAL</u>	
	<u>1980</u>			
	2	1052	950	90.8
	3	1148	1100	95.8
	4	1148	1127	98.1
	<u>TOTAL</u>	<u>4400</u>	<u>4205</u>	<u>95.6</u>
<u>TOTAL AIR FORCE LOGISTICS COMMAND</u>	1	490	1506	307.4
	2	490	1521	311.7
	3	490	1661	339.0
	4	490	1660	340.0
	<u>TOTAL</u>	<u>1960</u>	<u>6361</u>	<u>324.6</u>
<u>TOTAL MILITARY AIRLIFT COMMAND</u>	1	177703	175290	98.6
	2	179063	173109	96.4
	3	181323	177080	98.0
	4	182756	173247	94.8
	<u>TOTAL</u>	<u>721445</u>	<u>699320</u>	<u>96.9</u>
<u>TOTAL PACIFIC AIR FORCES</u>	1	20357	20266	99.5
	2	21048	21968	104.4
	3	21171	20704	98.0
	4	20567	19651	95.5
	<u>TOTAL</u>	<u>83113</u>	<u>82590</u>	<u>99.4</u>
<u>TOTAL STRATEGIC AIR COMMAND</u>	1	81055	83200	102.7
	2	83105	84320	101.4
	3	84764	88268	104.2
	4	80720	83573	96.4
	<u>TOTAL</u>	<u>335719</u>	<u>339420</u>	<u>101.1</u>
<u>TOTAL AIR FORCE SYSTEMS COMMAND</u>	1	11464	10292	89.8
	2	11816	10246	86.7
	3	11528	10364	89.9
	4	11097	11100	95.0
	<u>TOTAL</u>	<u>46405</u>	<u>42008</u>	<u>90.4</u>
<u>TOTAL TACTICAL AIR COMMAND</u>	1	147397	151071	102.5
	2	149401	152293	101.9

FOR OFFICIAL USE ONLY

FOR OFFICIAL USE ONLY

TABLE 36 - SUMMARY OF AIR FORCE, AIR FORCE RESERVE AND AIR NATIONAL GUARD  
 FLYING HOURS BY COMMAND - BY QUARTERS - BY PROGRAM AND ACTUAL -  
 FOR FISCAL YEAR 1980 (CONTINUED)

<u>MAJOR COMMAND</u>	<u>FY</u>	<u>FLYING HOURS</u>		<u>PERCENT OF</u>
	<u>QTR</u>	<u>PROGRAM</u>	<u>ACTUAL</u>	<u>PROGRAM FLOWN</u>
	<u>1980</u>			
	3	157620	153801	97.6
	4	155223	148002	95.4
	<b>TOTAL</b>	<b>609631</b>	<b>605167</b>	<b>99.3</b>
<u>TOTAL AIR FORCE RESERVE AND GUARD</u>	1	121368	123988	102.2
	2	123272	127543	103.5
	3	142610	143080	100.3
	4	142814	134050	93.9
	<b>TOTAL</b>	<b>530064</b>	<b>528661</b>	<b>99.7</b>
<u>TOTAL REGULAR AIR FORCE</u>	1	639788	632232	98.8
	2	656849	625206	95.2
	3	679610	674311	99.2
	4	691297	664378	96.1
	<b>TOTAL</b>	<b>2667544</b>	<b>2596214</b>	<b>97.3</b>
<u>TOTAL AIR FORCES</u>	1	761156	756221	99.4
	2	780121	752829	96.5
	3	822220	817390	99.4
	4	634111	798428	95.7
	<b>TOTAL</b>	<b>3197608</b>	<b>3124874</b>	<b>97.7</b>

SOURCE: Summary of USAF, AFR and ANG Flying Hours (SSA-41)  
 OPR: DCS/PA (Deputy Director for Resources)

FOR OFFICIAL USE ONLY


FOR OFFICIAL USE ONLY

**UNCLASSIFIED**

**UNCLASSIFIED**



*Materiel*



*PART III*



**MATERIEL****AIRCRAFT AND MISSILES****INTRODUCTION**

Information included in this section provides data pertaining to procurement and acceptance of aircraft and missiles for the USAF, Military Assistance-Service Funded (MASF), Foreign Military Sales (FMS), Military Assistance Program (Grant Aid), and other Services/Agencies.

The aircraft and missile tables reflect the procurement programs, by fiscal year funding, for FY 1977 and prior, and fiscal year 1978. The tables also show quantities accepted, by month, during fiscal year 1978. Additional tables show acceptances planned and acceptance data for aircraft and missiles with procurement quantities in FY 1977 - FY 1978. Acceptance data for Aircraft and Missiles are obtained under the provisions of AF Regulations 84-8, dated 26 August 1974. Planned Production data by FY Funding Schedules, are obtained from the WA and WM Aircraft and Missile Production Planning Schedules, as changed by Procurement Authorizations issued by Headquarters USAF/RDPXP.

**DEFINITIONS**

MISSION/DESIGN/SERIES - Air Force Regulations 82-1, dated 27 March 1974, Designating and Naming Defense Equipment (Military Aircraft, Rockets, and Guided Missiles) established a uniform system for designating and naming military aircraft and missiles. DoD Directive 4120.15-L, 15 April 1974, Model Designation of Military Aircraft, Rockets and Guided Missiles, lists the current designation for each of these aerospace vehicles.

ACCEPTANCE - Aircraft, missile or drone which has been shop-assembled and fully inspected by constituted USAF, Navy or Army production authorities, and for which the title, responsibility, and accountability has been assumed by the contracting agency of the recipient.

AIRCRAFT - A heavier-than-air vehicle, designed primarily for flight in the atmosphere, which has incorporated in its prime design the ability and/or requirement for human occupancy.

DRONE - Any aircraft or missile modified or produced to perform the mission of a target for weapon evaluation or crew training, or for reconnaissance, and which has incorporated into its prime design the capability to be flown by remote control.

GUIDED MISSILE - Unmanned, self-propelled vehicle designed to move in a trajectory or flight path all or partially above the earth's surface and whose trajectory or course, while the vehicle is in motion, is capable of being controlled remotely or by homing systems, or by inertial and/or programmed guidance from within. This term does not include space vehicles, space boosters, or Naval torpedoes, but it does include target and reconnaissance drones.

TABLE 37 - NOT USED FOR THIS EDITION.

TABLE 38 - USAF AIRCRAFT PROCUREMENTS FOR SECURITY ASSISTANCE PROGRAMS - BY FISCAL YEAR FUNDING - FOR FY 1978 AND PRIOR - FY 1979 AND FY 1980

AIRCRAFT	FY 1978 & PRIOR	FY 1979	FY 1980
<u>TOTAL SAP (FMS/MAP)</u>	<u>20141</u>	<u>145</u>	<u>48</u>
<u>FIGHTER/ATTACK - TOTAL</u>	<u>13209</u>	<u>79</u>	<u>48</u>
<u>FMS - SUBTOTAL</u>	<u>3250</u>	<u>77</u>	<u>48</u>
F-47 (Total)	(57)	-	-
F-51 (Total)	(118)	-	-
RF-84 (Total)	(19)	-	-
F-86 (Total)	(375)	-	-
F-100 (Total)	(46)	-	-
F-104 (Total)	(150)	-	-
A-37 (Total)	<u>(138)</u>	<u>-</u>	<u>-</u>
Chile	34	-	-
Columbia	2	-	-
Ecuador	12	-	-
Guatemala	13	-	-
Honduras	6	-	-
Korea	27	-	-
Peru	36	-	-
Uruguay	8	-	-
RF-4C (Total)	<u>(6)</u>	<u>(-)</u>	<u>-</u>
Israel	2	-	-
Spain	4	-	-
RF-4E (Total)	<u>(114)</u>	<u>(1)</u>	<u>-</u>
Germany	88	-	-
Iran	12	-	-
Israel	6	-	-
Turkey	8	1	-
F-4C (Total)	<u>(40)</u>	<u>(-)</u>	<u>-</u>
Spain	40	-	-

## UNCLASSIFIED

TABLE 38 - USAF AIRCRAFT PROCUREMENTS FOR SECURITY ASSISTANCE PROGRAMS - BY FISCAL YEAR FUNDING - FOR FY 1978 AND PRIOR - FY 1979 AND FY 1980 (CONTINUED)

AIRCRAFT	FY 1978 & PRIOR	FY 1979	FY 1980
F-4D (Total)	<u>(50)</u>	-	-
Iran	32	-	-
Korea	18	-	-
F-4E (Total)	<u>(536)</u>	<u>(35)</u>	<u>(-)</u>
Australia	1	-	-
Egypt	-	35	-)
Germany	11	-	-
Greece	38	-	-
Iran	177	-	-
Israel	210	-	-
Korea	37	-	-
Turkey	72	-	-
F-4F (Total)	<u>(175)</u>	-	-
Germany	175	-	-
F-4K (Total)	<u>(52)</u>	-	-
United Kingdom	52	-	-
F-4M (Total)	<u>(118)</u>	-	-
United Kingdom	118	-	-
RF-5A (Total)	<u>(19)</u>	-	-
Korea	1	-	-
Morocco	2	-	-
Norway	16	-	-
F-5A (Total)	<u>(124)</u>	-	-
Greece	12	-	-
Iran	38	-	-
Korea	2	-	-
Libya	10	-	-
Morocco	12	-	-
Norway	31	-	-
Taiwan	19	-	-
F-5B (Total)	<u>(56)</u>	-	-
Iran	10	-	-
Jordan	2	-	-
Korea	7	-	-
Malaysia	2	-	-
Morocco	3	-	-
Saudi Arabia	20	-	-
Taiwan	12	-	-

UNCLASSIFIED

TABLE 38 -- USAF AIRCRAFT PROCUREMENTS FOR SECURITY ASSISTANCE  
PROGRAMS -- BY FISCAL YEAR FUNDING -- FOR FY 1978  
AND PRIOR -- FY 1979 AND FY 1980 (CONTINUED)

AIRCRAFT	FY 1978 & PRIOR	FY 1979	FY 1980
F-5E (Total)	<u>(439)</u>	<u>(30)</u>	<u>(22)</u>
Chile	15	-	-
Ethiopia	8	-	-
Indonesia	12	-	-
Iran	141	-	-
Kenya	10	-	-
Korea	54	-	-
Malaysia	14	1	-
Saudi Arabia	70	-	-
Singapore	18	-	6
Switzerland	66	-	-
Taiwan	16	-	-
Thailand	-	17	-
Yemen	-	12	-
Morocco	-	-	16
F-5F (Total)	<u>(87)</u>	<u>(7)</u>	<u>(4)</u>
Chile	3	-	-
Indonesia	4	-	-
Iran	28	-	-
Kenya	2	-	-
Korea	20	-	-
Malaysia	-	4	-
Saudi Arabia	24	-	-
Singapore	3	-	-
Switzerland	3	-	-
Thailand	-	3	-
Morocco	-	-	4
F-15A (Total)	<u>(40)</u>	<u>(-)</u>	<u>-</u>
Israel	40	-	-
F-15C (Total)	<u>(47)</u>	<u>(-)</u>	<u>-</u>
Japan	2	-	-
Saudi Arabia	45	-	-
F-15D (Total)	<u>21</u>	<u>-</u>	<u>-</u>
Japan	6	-	-
Saudi Arabia	15	-	-
F-16A (Total)	<u>(357)</u>	<u>(-)</u>	<u>(18)</u>
Belgium	104	-	-
Denmark	46	-	-
Israel	67	-	-
Netherlands	80	-	18
Norway	60	-	-

## UNCLASSIFIED

TABLE 38 — USAF AIRCRAFT PROCUREMENTS FOR SECURITY ASSISTANCE  
PROGRAMS — BY FISCAL YEAR FUNDING — FOR FY 1978  
AND PRIOR — FY 1979 AND FY 1980 (CONTINUED)

AIRCRAFT	FY 1978 & PRIOR	FY 1979	FY 1980
F-16B (Total)	<u>(64)</u>	<u>(6)</u>	<u>(4)</u>
Belgium	12	-	-
Denmark	12	-	-
Israel	8	-	-
Netherlands	22	-	4
Norway	12	-	-
<u>MAP - SUBTOTAL</u>	<u>9948</u>	<u>6</u>	<u>0</u>
F-47 (Total)	(525)	-	-
F-51 (Total)	(335)	-	-
F-80 (Total)	(113)	-	-
RF-84 (Total)	(469)	-	-
F-84 (Total)	(3974)	-	-
RF-86 (Total)	(17)	-	-
F-86 (Total)	(2864)	-	-
RF-100 (Total)	(4)	-	-
F-100 (Total)	(505)	-	-
RF-101 (Total)	(8)	-	-
F-102 (Total)	(73)	-	-
F-104 (Total)	(296)	-	-
A-37 (Total)	<u>(1)</u>	<u>-</u>	<u>-</u>
Thailand	1	1	-
RF-4E (Total)	<u>(2)</u>	<u>-</u>	<u>-</u>
Greece	2	-	-
F-4D (Total)	<u>(18)</u>	<u>-</u>	<u>-</u>
Korea	18	-	-
RF-5A (Total)	<u>(57)</u>	<u>-</u>	<u>-</u>
Greece	16	-	-
Iran	13	-	-
Korea	8	-	-
Turkey	20	-	-

UNCLASSIFIED



TABLE 38 -- USAF AIRCRAFT PROCUREMENTS FOR SECURITY ASSISTANCE  
PROGRAMS -- BY FISCAL YEAR FUNDING -- FOR FY 1978  
AND PRIOR -- FY 1979 AND FY 1980 (CONTINUED)

AIRCRAFT	FY 1978 & PRIOR	FY 1979	FY 1980
F-5A(Total)	<u>(461)</u>	<u>-</u>	<u>-</u>
Ethiopia	21	-	-
Greece	52	-	-
Iran	66	-	-
Korea	83	-	-
Morocco	8	-	-
Norway	55	-	-
Philippines	19	-	-
Taiwan	72	-	-
Thailand	10	-	-
Turkey	75	-	-
F-5B (Total)	<u>(93)</u>	<u>-</u>	<u>-</u>
Ethiopia	4	-	-
Greece	9	-	-
Iran	13	-	-
Korea	30	-	-
Morocco	1	-	-
Norway	6	-	-
Philippines	3	-	-
Taiwan	11	-	-
Thailand	3	-	-
Turkey	13	-	-
F-5E (Total)	<u>(129)</u>	<u>(4)</u>	<u>(-)</u>
Jordan	57	4	-
Korea	72	-	-
F-5F (Total)	<u>(6)</u>	<u>(2)</u>	<u>(-)</u>
Jordan	6	2	-
<u>TRAINER - TOTAL</u>	<u>5040</u>	<u>63</u>	<u>-</u>
<u>FMS - SUBTOTAL</u>	<u>1608</u>	<u>30</u>	<u>-</u>
T-6 (Total)	(635)	-	-
T-11 (Total)	(12)	-	-
T-28 (Total)	(311)	-	-
T-33 (Total)	(375)	-	-
T-35 (Total)	(10)	-	-

## UNCLASSIFIED

TABLE 38 -- USAF AIRCRAFT PROCUREMENTS FOR SECURITY ASSISTANCE  
PROGRAMS -- BY FISCAL YEAR FUNDING -- FOR FY 1978  
AND PRIOR -- FY 1979 AND FY 1980 (CONTINUED)

AIRCRAFT	FY 1978 & PRIOR	FY 1979	FY 1980
T-41 (Total)	(49)	-	-
T-37 (Total)	<u>(170)</u>	<u>(4)</u>	<u>-</u>
Brazil	65	-	-
Chile	20	-	-
Columbia	-	4	-
Germany	47	-	-
Jordan	10	-	-
Pakistan	18	-	-
Peru	6	-	-
T-38 (Total)	<u>(46)</u>	<u>(30)</u>	<u>-</u>
Germany	46	-	-
Turkey	-	30	-
<u>MAP - SUBTOTAL</u>	<u>3432</u>	<u>33</u>	<u>-</u>
T-6 (Total)	(1001)	-	-
T-28 (Total)	(616)	-	-
T-33 (Total)	(1423)	-	-
T-37 (Total)	(191)	-	-
T-41 (Total)	(201)	-	-
T-38 (Total)	-	12	-
Portugal	-	12	-
<u>CARGO TOTAL</u>	<u>1892</u>	<u>19</u>	<u>-</u>
<u>FMS - SUBTOTAL</u>	<u>685</u>	<u>19</u>	<u>-</u>
C-45 (Total)	(78)	-	-
C-46 (Total)	(24)	-	-
C-47 (Total)	(124)	-	-
C-54 (Total)	(10)	-	-
C-82 (Total)	(12)	-	-
C-97 (Total)	(7)	-	-
C-119 (Total)	(137)	-	-

UNCLASSIFIED

TABLE 38 - USAF AIRCRAFT PROCUREMENTS FOR SECURITY ASSISTANCE PROGRAMS - BY FISCAL YEAR FUNDING - FOR FY 1978 AND PRIOR - FY 1979 AND FY 1980 (CONTINUED)

AIRCRAFT	FY 1978 & PRIOR	FY 1979	FY 1980
C-121 (Total)	(1)	-	-
C-135 (Total)	(12)	-	-
C-140 (Total)	(3)	-	-
C-707 (Total)	(17)	-	-
C-118 (Total)	<u>(4)</u>	<u>(-)</u>	<u>-</u>
Germany	2	-	-
Honduras	1	-	-
Taiwan	-	-	-
C-123 (Total)	<u>(31)</u>	<u>(-)</u>	<u>-</u>
Korea	6	-	-
Saudi Arabia	6	-	-
Thailand	-	-	-
Venezuela	18	-	-
C-130 (Total)	<u>(225)</u>	<u>(3)</u>	<u>-</u>
Argentina	3	-	-
Australia	36	-	-
Brazil	5	-	-
Canada	29	-	-
Egypt	20	-	-
Greece	8	-	-
Indonesia	3	-	-
Iran	13	-	-
Israel	24	-	-
Jordan	2	-	-
New Zealand	5	-	-
Singapore	2	-	-
Sudan	6	-	-
Thailand	-	3	-
United Kingdom	66	-	-
Zaire	3	-	-
<u>MAP - SUBTOTAL</u>	<u>1207</u>	-	-
C-45 (Total)	(94)	-	-
C-46 (Total)	(84)	-	-
C-47 (Total)	(593)	-	-
C-54 (Total)	(65)	-	-
C-118 (Total)	(5)	-	-

## UNCLASSIFIED

TABLE 38 -- USAF AIRCRAFT PROCUREMENTS FOR SECURITY ASSISTANCE  
PROGRAMS -- BY FISCAL YEAR FUNDING -- FOR FY 1978  
AND PRIOR -- FY 1979 AND FY 1980 (CONTINUED)

AIRCRAFT	FY 1978 & PRIOR	FY 1979	FY 1980
C-119 (Total)	(260)	-	-
C-121 (Total)	(1)	-	-
C-123 (Total)	(82)	-	-
C-130 (Total)	(22)	-	-
C-131 (Total)	(1)	-	-

OPR: Current Programs Division, Director of  
International Programs  
Deputy Chief of Staff, Programs and Evaluation

UNCLASSIFIED

TABLE 39 - USAF AIRCRAFT PROCUREMENT PROGRAMS BY FISCAL YEAR FUNDING -  
 FY 1978 AND PRIOR THROUGH FY 1980 AND ESTIMATE FOR FY 1981<sup>1/</sup>

MISSION/DESIGN/SERIES	NO YEAR FUNDING	FY 1978 & PRIOR	FY 1979	FY 1980	FY 1981
<u>TOTAL - USAF</u> .....	<u>39</u>	<u>1034</u>	<u>392</u>	<u>408</u>	<u>282</u>
<u>BOMBER - TOTAL</u> .....	(-)	(-)	(-)	(-)	(-)
<u>FIGHTER/ATTACK - TOTAL</u> .....	(36)	(945)	(379)	(391)	(270)
A-7K.....	-	-	12	12	-
A-10A.....	8	339	144	144	60
F-15A/C.....	18	430	67	52	26
F-15B/D.....	2	71	11	8	4
F-16A.....	6	66	122	154	168
F-16B.....	2	39	23	21	12
<u>COMMAND AND CONTROL</u> .....	(3)	(19)	(3)	(3)	(2)
E-3A.....	3	19	3	3	2
<u>TRANSPORT/TANKER</u> .....	(-)	(70)	(10)	(12)	(6)
C-130H.....	-	70	8	8	-
KC-10A.....	-	-	2	4	6
<u>OTHER AIRCRAFT</u> .....	(-)	(-)	(-)	(2)	(4)
TR-1A.....	-	-	-	2	4

<sup>1/</sup> Listing includes only those aircraft with procurement in FY 79 - FY 80.

TABLE 40 - USAF GUIDED MISSILE (INCLUDING TARGET DRONES) PROCUREMENT PROGRAMS -  
 BY FISCAL YEAR FUNDING - FY 1978 AND PRIOR THROUGH  
 FISCAL YEAR 1980 AND ESTIMATE FOR FY 1981<sup>1/</sup>

DESIGNATION	POPULAR NAME	NO YEAR FUNDING	FY 1978 & PRIOR	FY 1979	FY 1980	FY 1981
<u>GUIDED MISSILE/DRONE - TOTAL</u>		<u>83</u>	<u>9,715</u>	<u>4,153</u>	<u>3,757</u>	<u>1,765</u>
<u>STRATEGIC MISSILES - TOTAL</u>		<u>(24)</u>	<u>(-)</u>	<u>(24)</u>	<u>(225)</u>	<u>(480)</u>
AGM-86B	ALCM	24	-	24	225	480
<u>TACTICAL MISSILES - TOTAL</u>		<u>(59)</u>	<u>(7,598)</u>	<u>(4,000)</u>	<u>(3,370)</u>	<u>(1,181)</u>
<u>GROUND-TO-GROUND - TOTAL</u>		<u>(9)</u>	<u>(-)</u>	<u>(-)</u>	<u>(-)</u>	<u>(11)</u>
GLCM	NONE	9	-	-	-	11
<u>AIR-TO-AIR - TOTAL</u>		<u>(50)</u>	<u>(7,598)</u>	<u>(4,000)</u>	<u>(3,370)</u>	<u>(1,170)</u>
AIM-7F/M	SPARROW	50	3,588	1,500	1,320	910
AIM-9L/M	SIDEWINDER	-	4,010	2,500	2,050	260
<u>TARGET DRONES - TOTAL</u>		<u>(-)</u>	<u>(2,117)</u>	<u>(129)</u>	<u>(162)</u>	<u>(104)</u>
BQM-34A (USAF)	FIREBEE	-	1,448	-	20	8
BQM-34S (NAVY)	FIREBEE	-	561	96	96	96
MQM-107 (USAF)	NONE	-	5	-	-	-
PQM-102 (USAF)	NONE	-	103	33	46	-

<sup>1/</sup> Includes only those missiles/drones with procurement quantities in FY 1979 - 80.

OPR: DCS/Research, Development and Acquisition

TABLE 41 - USAF AIRCRAFT PRODUCTION SCHEDULE AND ACCEPTANCES -  
AT END OF FISCAL YEAR 1980

ITEMS	TOTAL PROGRAMMED <sup>1/</sup>						SCHEDULED ACCEPTANCES <sup>2/</sup>					SCHEDULE VS ACCEPTANCE		
	R&D ACFT	FY 79 & PRIOR	FY 80	FY 81	FY 82 & BEYOND	TOTAL	FY 79 & PRIOR	FY 80	FY 81	FY 82 & BEYOND	TOTAL	CUM THROUGH 30 SEP 80		STATUS PLUS OR MINUS
		SCH	ACT											
ATTACK	8	495	156	60	138	857	267	148	156	286	857	415	411	-4
A-7K		12	12	-	-	24	-	-	12	12	24	-		
A-10A	8	483	144	60	138	833	267	148	144	274	833	415	411	-4
FIGHTER	28	829	235	210	843	2145	509	196	231	1209	2145	705	702	-3
F-15A	18	497	52	26	51	644	394	77	66	107	644	471	466	-5
F-15B	2	82	8	4	9	105	65	11	10	19	105	76	76	-
F-16A	6	188	154	168	672	1188	26	83	132	947	1188	109	110	+1
F-16B	2	62	21	12	111	208	24	25	23	136	208	49	50	+1
COMMAND/CONTROL	3	22	3	2	4	34	19	4	2	9	34	23	23	-
E-3A	3	22	3	2	4	34	19	4	2	9	34	23	23	-
TANKER/TRANSPORT	-	80	12	6	14	112	70	8	13	21	112	78	78	-
KC-10	-	2	4	6	14	26	-	-	5	21	26	-	-	-
C-130H	-	78	8	-	-	86	62	8	8	8	86	78	78	-
OTHER AIRCRAFT	-	-	2	4	19	25	-	-	2	23	25	-	-	-
TR-1A	-	-	2	4	19	25	-	-	2	23	25	-	-	-
TOTAL USAF	39	1426	408	282	1018	3173	865	356	404	1548	3173	1221	1214	-7

<sup>1/</sup> Based upon FY 81 President's Budget.

<sup>2/</sup> Based upon WA 80-1 Production Planning Schedule January 1980. Includes only those aircraft with procurement or acceptances in FY 80 - FY 81.

OPR: DCS/Research, Development and Acquisition

TABLE 42 - USAF MISSILE AND TARGET DRONE PRODUCTION SCHEDULES AND ACCEPTANCES -  
AT END OF FISCAL YEAR 1980

ITEMS	TOTAL PROGRAMMED <sup>1/</sup>						SCHEDULED ACCEPTANCES <sup>2/</sup>					SCHEDULE VS ACCEPTANCES		
	R&D MSLS	FY 79 & PRIOR	FY 80	FY 81	FY 82 & BEYOND	TOTAL	FY 79 & PRIOR	FY 80	FY 81	FY 82 & BEYOND	TOTAL	CUM THROUGH 30 SEP 80		STATUS PLUS OR MINUS
		SCH			ACT									
AGM-86B (ALCM)	24	24	225	480	2665	3418	24	21	24	3349	3418	45	25	-20
AGM-45A/9 (SHRIKE)	-	3110	-	-	-	3110	150	596	1800	564	3110 <sup>3/</sup>	746	750	+4
AIM-7F/M (SPARROW)	50	5088	1320	910	1490	8858	2876	684	1194	4104	8858	3560	4202	+642
AIM-9L/M (SIDEWINDER)	-	6510	2050	260	540	9360	1158	1682	3384	3136	9360	2840	2592	-248
BQM-34A/S (FIREBEE)	-	1546	-	20	8	1574	1290	18	80	186	1574	1290	1290	-
MQM-107A (NONE)	-	5	-	-	134	139	5	-	-	134	139	5	5	-
PQM-102A/B (NONE)	-	94	-	-	-	94	37	57	-	-	94	94	94	-

<sup>1/</sup> Based on FY 81 President's Budget.

<sup>2/</sup> Based on WM 80-1, Missile Production Planning Schedule. Includes only missiles with procurement or acceptances in FY 80 - FY 81.

<sup>3/</sup> Program cancelled after FY 78 buy.

QPR: DCS/Research, Development and Acquisition

RECEIVED



TABLE 43 - SUMMARY OF U S AIR FORCE, AIR FORCE RESERVE AND AIR  
NATIONAL GUARD AIRCRAFT INVENTORY BY FUNCTIONAL  
MISSION - AS OF END FY 1980

MODIFIED- MISSION-DESIGN -----	PRIMARY AIRCRAFT INVENTORY -----	BACKUP AIRCRAFT INVENTORY -----	TOTAL ACTIVE INVENTORY -----	INACTIVE -----	TOTAL -----
ATTACK	374	35	409	2	411
BOMBER	383	31	414	183	597
TANKER	497	32	529	1	530
CARGO/TRANSPORT	763	73	836	61	897
RECON/ELECTRONIC	313	41	354	58	412
FIGHTER/INTERCEPT	2108	252	2360	422	2782
RESCUE (FIX WING)	31	4	35		35
TRAINER	1417	261	1678	235	1913
HELICOPTER	203	27	230	30	260
OBS/UTILITY	174	15	189	56	245
TOTAL USAF	----- 6263	----- 771	----- 7034	----- 1048	----- 8082
ATTACK	91	5	96		96
TANKER	24		24		24
CARGO/TRANSPORT	190	20	210		210
RECON/ELECTRONIC	7		7		7
FIGHTER/INTERCEPT	75	20	95		95
RESCUE (FIX WING)	14	2	16		16
TRAINER	2		2		2
HELICOPTER	23	1	24		24
TOTAL AFR	----- 426	----- 48	----- 474	-----	----- 474
ATTACK	354	3	357		357
TANKER	104		104		104
CARGO/TRANSPORT	192	22	214		214
RECON/ELECTRONIC	167	16	183		183
FIGHTER/INTERCEPT	432	64	496		496
RESCUE (FIX WING)	8		8		8
TRAINER	44	10	54		54
HELICOPTER	11		11		11
OBS/UTILITY	108	25	133		133
TOTAL ANG	----- 1420	----- 140	----- 1560	-----	----- 1560
TOTAL U.S. AIR FORCE	----- 8109	----- 959	----- 9068	----- 1048	----- 10116

SOURCE: PA 83-1  
OPR: DCS/Programs and Evaluation

## SECRET

TABLE 44 - USAF AIRCRAFT INVENTORY BY FUNCTIONAL MISSION  
AND DESIGN - AS OF END FY 1980

MODIFIED- MISSION-DESIGN	PRIMARY AIRCRAFT INVENTORY	BACKUP AIRCRAFT INVENTORY	TOTAL ACTIVE INVENTORY	INACTIVE	TOTAL
-----	-----	-----	-----	-----	-----
	REGULAR AIR FORCE				
A=7	79	7	86		86
A=10	276	28	304		304
YA=10	5		5		5
A=37	4		4		4
AC=130	10		10	2	12
TOTAL ATTACK	----- 374	----- 35	----- 409	----- 2	----- 411
B=1	2		2	2	4
B=52	320	27	347	181	528
FB=111	61	4	65		65
TOTAL BOMBER	----- 383	----- 31	----- 414	----- 183	----- 597
KC=135	497	32	529	1	530
TOTAL TANKER	----- 497	----- 32	----- 529	----- 1	----- 530
C=5	75	2	77		77
C=6	1		1		1
C=7				5	5
C=9	22	1	23		23
C=12	13	1	14	15	29
C=14				2	2
C=15				2	2
T=39	11		11	1	12
CT=39	115	6	121	4	125
C=123				8	8
C=130	247	31	278	18	296
RC=130				1	1
C=131	1		1	5	6
C=135	14	1	15		15
C=137	5		5		5
C=140	15		15		15
C=141	244	31	275		275
TOTAL CARGO/TRANSPORT	----- 763	----- 73	----- 836	----- 61	----- 897
U=2	11	1	12	5	17
E=3	21	2	23		23
E=4	3	1	4		4
RF=4	167	19	186		186
B=57				9	9
EB=57				19	19

CLASSIFIED BY: AF/PA  
 DECLASSIFY ON: 30 Sep 87  
 EXTENDED BY: AF/PA  
 REASON: 2-301.C.5

SECRET

TABLE 44 - USAF AIRCRAFT INVENTORY BY FUNCTIONAL MISSION AND DESIGN - AS OF END FY 1980

MODIFIED- MISSION-DESIGN	PRIMARY AIRCRAFT INVENTORY	BACKUP AIRCRAFT INVENTORY	TOTAL ACTIVE INVENTORY	INACTIVE	TOTAL
-----	-----	-----	-----	-----	-----
REGULAR AIR FORCE					
WB-57				14	14
SR-71	9	3	12	9	21
EF-111	2		2		2
DC-130	3	4	7	2	9
EC-130	6	1	7		7
MC-130	14	1	15		15
WC-130	13		13		13
EC-135	44	3	47		47
RC-135	15	4	19		19
WC-135	5	2	7		7
TOTAL RECON/ELECTRONIC	----- 313	----- 41	----- 354	----- 58	----- 412
F-4	956	122	1078		1078
F-5	98	7	105		105
F-15	437	60	497		497
YF-15	8		8	2	10
F-16	142	13	155	1	156
NF-16	1		1		1
F-100				328	328
F-101	18	2	20	21	41
F-102				47	47
TF-102				1	1
F-105				20	20
F-106	126	16	142		142
F-111	322	32	354	1	355
NF-111				1	1
TOTAL FIGHTER/INTERCEPT	----- 2108	----- 252	----- 2360	----- 422	----- 2782
HC-130	31	4	35		35
TOTAL RESCUE (FIX WING)	----- 31	----- 4	----- 35	-----	----- 35
T-33	106	16	122	33	155
T-34				10	10
T-37	520	128	648	35	683
T-38	727	116	843	49	892
T-41	52		52	108	160
T-43	12	1	13		13
TOTAL TRAINER	----- 1417	----- 261	----- 1678	----- 235	----- 1913
HH-1	19	5	24		24

CLASSIFIED BY: AF/PA  
 DECLASSIFY ON: 30 Sep 87  
 EXTENDED BY: AF/PA  
 REASON: 2-301.C.5

## UNCLASSIFIED

TABLE 44 - USAF AIRCRAFT INVENTORY BY FUNCTIONAL MISSION  
AND DESIGN - AS OF END FY 1980

MODIFIED- MISSION-DESIGN -----	PRIMARY AIRCRAFT INVENTORY -----	BACKUP AIRCRAFT INVENTORY -----	TOTAL ACTIVE INVENTORY -----	INACTIVE -----	TOTAL -----
REGULAR AIR FORCE					
TH-1	15	4	19		19
UH-1	80	6	86	24	110
CH-3	23	9	32	6	38
HH-3	20	1	21		21
CH-53	9	1	10		10
HH-53	37	1	38		38
TOTAL HELICOPTER	----- 203	----- 27	----- 230	----- 30	----- 260
O-1				4	4
O-2	98	9	107	41	148
U-3				5	5
U-6	1		1	3	4
U-7				1	1
OV-10	73	6	79	2	81
UV-18	2		2		2
TOTAL OBS/UTILITY	----- 174	----- 15	----- 189	----- 56	----- 245
TOTAL REGULAR AIR FORCE	----- 6263	----- 771	----- 7034	----- 1048	----- 8082

SOURCE: PA 83-1  
OPR: DCS/Programs and Evaluation

UNCLASSIFIED

**TABLE 45 - USAF AIRCRAFT INVENTORY BY FUNCTIONAL MISSION  
DESIGN AND SERIES - AS OF END FY 1980**

MODIFIED MISSION=DESIGN -----	PRIMARY AIRCRAFT INVENTORY -----	BACKUP AIRCRAFT INVENTORY -----	TOTAL ACTIVE INVENTORY -----	INACTIVE -----	TOTAL -----
REGULAR AIR FORCE					
A=007D	78	7	85		85
YA=007D	1		1		1
A=010A	276	28	304		304
YA=010A	5		5		5
A=037B	4		4		4
AC=130A				2	2
AC=130H	10		10		10
TOTAL ATTACK	----- 374	----- 35	----- 409	----- 2	----- 411
B=001A	2		2	2	4
B=052C				29	29
B=052D	75	4	79	41	120
B=052E				48	48
B=052F				58	58
B=052G	155	17	172		172
B=052H	90	6	96		96
NB=052A				1	1
NB=052B				1	1
NB=052D				1	1
NB=052E				2	2
FB=111A	61	4	65		65
TOTAL BOMBER	----- 383	----- 31	----- 414	----- 183	----- 597
KC=135A	443	28	471	1	472
KC=135D		4	4		4
KC=135Q	54		54		54
TOTAL TANKER	----- 497	----- 32	----- 529	----- 1	----- 530
C=005A	75	2	77		77
C=006A	1		1		1
C=007A				5	5
C=009A	19	1	20		20
C=009C	3		3		3
C=012A	13	1	14	15	29
YC=014A				2	2
YC=015A				2	2
T=039A	4		4	1	5
T=039B	6		6		6
CT=039A	115	6	121	4	125
NT=039A	1		1		1
C=123K				6	6

SOURCE: PA 83-1  
OPR: DCS/Programs and Evaluation

**SECRET**

TABLE 45 - USAF AIRCRAFT INVENTORY BY FUNCTIONAL MISSION  
DESIGN AND SERIES - AS OF END FY 1980

MODIFIED- MISSION-DESIGN -----	PRIMARY AIRCRAFT INVENTORY -----	BACKUP AIRCRAFT INVENTORY -----	TOTAL ACTIVE INVENTORY -----	INACTIVE -----	TOTAL -----
	REGULAR AIR FORCE				
UC-123K				2	2
C-130A	2		2	15	17
C-130B	9		9	1	10
C-130D				2	2
C-130E	188	12	200		200
C-130H	48	19	67		67
RC-130A				1	1
C-131B				5	5
NC-131H	1		1		1
C-135A	2	1	3		3
C-135B	6		6		6
C-135C	3		3		3
C-135N	2		2		2
NC-135A	1		1		1
C-137B	3		3		3
C-137C	2		2		2
C-140A	4		4		4
C-140B	11		11		11
C-141A	190	19	209		209
C-141B	50	12	62		62
NC-141A	3		3		3
YC-141B	1		1		1
TOTAL CARGO/TRANSPORT	----- 763	----- 73	----- 836	----- 61	----- 897
U-002C		1	1	5	6
U-002R	9		9		9
TU-002C	2		2		2
E-003A	21	2	23		23
E-004A	3		3		3
E-004B		1	1		1
RF-004C	167	19	186		186
B-057E				9	9
EB-057E				19	19
WB-057F				14	14
SR-071A	8	3	11	9	20
SR-071B	1		1		1
EF-111A	2		2		2
DC-130A				2	2
DC-130E	2	4	6		6
DC-130H	1		1		1
EC-130E	6	1	7		7
MC-130E	14	1	15		15
WC-130E	6		6		6

CLASSIFIED BY: AF/PA  
DECLASSIFY ON: 30 Sep 87  
EXTENDED BY: AF/PA  
REASON: 2-301.C.5

**SECRET**

TABLE 45 - USAF AIRCRAFT INVENTORY BY FUNCTIONAL MISSION  
DESIGN AND SERIES - AS OF END FY 1980

MODIFIED MISSION=DESIGN -----	PRIMARY AIRCRAFT INVENTORY -----	BACKUP AIRCRAFT INVENTORY -----	TOTAL ACTIVE INVENTORY -----	INACTIVE -----	TOTAL -----
REGULAR AIR FORCE					
WC=130H	7		7		7
EC=135A	5		5		5
EC=135B	2		2		2
EC=135C	13		13		13
EC=135G	4		4		4
EC=135H	3	2	5		5
EC=135J	3	1	4		4
EC=135K	1		1		1
EC=135L	5		5		5
EC=135N	6		6		6
EC=135P	2		2		2
RC=135M	3	2	5		5
RC=135S	2		2		2
RC=135T		1	1		1
RC=135U	2		2		2
RC=135V	8		8		8
RC=135W		1	1		1
WC=135B	5	2	7		7
TOTAL RECON/ELECTRONIC	----- 313	----- 41	----- 354	----- 58	----- 412
F=004C	66	8	74		74
F=004D	340	26	366		366
F=004E	460	88	548		548
F=004G	89		89		89
YF=004E	1		1		1
F=005B	4		4		4
F=005E	92	7	99		99
F=005F	2		2		2
F=015A	304	23	327		327
F=015B	48	7	55		55
F=015C	77	23	100		100
F=015D	8	7	15		15
YF=015A	6		6	2	8
YF=015B	2		2		2
F=016A	93	12	105		105
F=016B	44	1	45		45
NF=016A	1		1		1
YF=016A	4		4		4
YF=016B	1		1	1	2
F=100D				262	262
F=100F				66	66
F=101B	12	1	13	14	27
F=101F	6	1	7	7	14

SOURCE: PA 83-1

OPR: DCS/Programs and Evaluation

## UNCLASSIFIED

TABLE 45 - USAF AIRCRAFT INVENTORY BY FUNCTIONAL MISSION  
DESIGN AND SERIES - AS OF END FY 1980

MODIFIED- MISSION-DESIGN -----	PRIMARY AIRCRAFT INVENTORY -----	BACKUP AIRCRAFT INVENTORY -----	TOTAL ACTIVE INVENTORY -----	INACTIVE -----	TOTAL -----
REGULAR AIR FORCE					
F-102A				47	47
TF-102A				1	1
F-105B				7	7
F-105F				1	1
F-105G				12	12
F-106A	104	8	112		112
F-106B	22	8	30		30
F-111A	81	14	95		95
F-111D	76	7	83	1	84
F-111E	78	3	81		81
F-111F	87	8	95		95
NF-111A				1	1
TOTAL FIGHTER/INTERCEPT	----- 2108	----- 252	----- 2360	----- 422	----- 2782
HC-130H	6	4	10		10
HC-130N	11		11		11
HC-130P	14		14		14
TOTAL RESCUE (FIX WING)	----- 31	----- 4	----- 35	-----	----- 35
T-033A	105	16	121	33	154
NT-033A	1		1		1
T-034A				10	10
T-037B	520	128	648	35	683
T-038A	619	107	726	49	775
T-038B	108	9	117		117
T-041A				108	108
T-041C	52		52		52
T-043A	12	1	13		13
TOTAL TRAINER	----- 1417	----- 261	----- 1678	----- 235	----- 1913
HH-001H	19	5	24		24
TH-001F	15	4	19		19
UH-001F	11	1	12	15	27
UH-001N	64	4	68		68
UH-001P	5	1	6	9	15
CH-003E	23	9	32	6	38
HH-003E	20	1	21		21
CH-053C	9	1	10		10
HH-053B	5		5		5
HH-053C	24		24		24
HH-053H	8	1	9		9

SOURCE: PA 83-1

OPR: DCS/Programs and Evaluation

UNCLASSIFIED



TABLE 45 - USAF AIRCRAFT INVENTORY BY FUNCTIONAL MISSION DESIGN AND SERIES - AS OF END FY 1980

MODIFIED- MISSION-DESIGN *****	PRIMARY AIRCRAFT INVENTORY *****	BACKUP AIRCRAFT INVENTORY *****	TOTAL ACTIVE INVENTORY *****	INACTIVE *****	TOTAL *****
REGULAR AIR FORCE					
TOTAL HELICOPTER	203	27	230	30	260
O=001A				4	4
O=002A	98	9	107	38	145
O=002B				3	3
U=003A				3	3
U=003B				2	2
U=006A	1		1	3	4
U=007A				1	1
OV=010A	73	6	79	2	81
UV=018B	2		2		2
TOTAL OBS/UTILITY	174	15	189	56	245
TOTAL REGULAR AIR FORCE	6263	771	7034	1048	8082

SOURCE: PA 83-1  
 OPR: DCS/Programs and Evaluation

## UNCLASSIFIED

TABLE 46 - SUMMARY OF USAF AIRCRAFT INVENTORY BY FUNCTIONAL MISSION - AS OF END FY 1980

MODIFIED- MISSION-DESIGN -----	PRIMARY AIRCRAFT INVENTORY -----	BACKUP AIRCRAFT INVENTORY -----	TOTAL ACTIVE INVENTORY -----	INACTIVE -----	TOTAL -----
U.S. AIR FORCE					
ATTACK	819	43	862	2	864
BOMBER	383	31	414	183	597
TANKER	625	32	657	1	658
CARGO/TRANSPORT	1145	115	1260	61	1321
RECON/ELECTRONIC	487	57	544	58	602
FIGHTER/INTERCEPT	2615	336	2951	422	3373
RESCUE (FIX WING)	53	6	59		59
TRAINER	1463	271	1734	235	1969
HELICOPTER	237	28	265	30	295
OBS/UTILITY	282	40	322	56	378
TOTAL	-----	-----	-----	-----	-----
U.S. AIR FORCE	8109	959	9068	1048	10116

INCLUDES USAF + AFR + ANG  
DOES NOT INCLUDE FGO IN CONUS UNDER USAF OPS CONTROL.

SOURCE: PA 83-1  
OPR: DCS/Programs and Evaluation

UNCLASSIFIED

TABLE 47 - SUMMARY OF FOREIGN GOVERNMENT OWNED AIRCRAFT LOCATED  
IN CONUS AND UNDER USAF OPERATIONAL CONTROL  
BY FUNCTIONAL MISSION AND DESIGN - AS OF END FY 1980

MODIFIED= MISSION=DESIGN	PRIMARY AIRCRAFT INVENTORY	BACKUP AIRCRAFT INVENTORY	TOTAL ACTIVE INVENTORY	INACTIVE	TOTAL
-----	-----	-----	-----	-----	-----
F=4	9	2	11		11
F=5	6		6	1	7
T=37	27	8	35		35
T=38	29	12	41		41
F=104	28	2	30	10	40
TF=104	18		18	10	28
TOTAL	-----	-----	-----	-----	-----
FOREIGN GOVT OWNED	117	24	141	21	162

SOURCE: PA 83-1  
OPR: DCS/Programs and Evaluation

UNCLASSIFIED

TABLE 48 - AIRCRAFT MISSION CAPABILITY RATES (PERCENT)  
FOR FY 1978, FY 1979 AND FY 1980

<u>AIRCRAFT</u>		<u>FY 78</u>	<u>FY 79</u>	<u>FY 80</u>
A-7	MC	62.2	61.5	64.2
	FMC	48.4	51.1	52.0
	NMCM	22.6	22.5	19.8
	NMCS	7.1	8.9	8.9
	NMCB	6.8	7.1	7.1
	PMC	13.8	10.9	12.2
A-10	MC	65.1	67.3	72.2
	FMC	54.8	54.1	57.7
	NMCM	17.9	15.9	14.4
	NMCS	11.4	11.5	8.0
	NMCB	5.6	5.3	5.4
	PMC	10.3	13.2	14.5
B-52	MC	58.7	53.5	51.5
	FMC	46.2	48.4	47.5
	NMCM	24.6	21.8	20.5
	NMCS	4.8	9.3	9.1
	NMCB	11.9	15.4	18.9
	PMC	12.5	5.1	4.0
C-5	MC	54.5	51.2	51.9
	FMC	50.2	48.1	47.5
	NMCM	34.7	34.1	31.9
	NMCS	4.4	5.3	5.1
	NMCB	6.4	9.4	11.1
	PMC	4.3	3.1	4.4
C-130	MC	65.6	63.0	65.1
	FMC	49.2	45.9	46.9
	NMCM	21.8	21.2	20.2
	NMCS	4.3	5.5	5.4
	NMCB	8.3	10.3	9.3
	PMC	16.4	17.1	18.2
C-135	MC	76.4	73.5	74.1
	FMC	67.1	66.7	69.0
	NMCM	13.4	14.6	12.6
	NMCS	4.2	5.1	5.4
	NMCB	.4	.3	7.9
	PMC	9.3	6.8	9.1
C-141	MC	63.3	63.3	61.7
	FMC	54.6	56.1	50.5
	NMCM	27.3	25.4	27.9
	NMCS	3.8	4.6	4.3
	NMCB	5.6	6.7	6.1
	PMC	8.7	7.2	11.2

UNCLASSIFIED

TABLE 48 - AIRCRAFT MISSION CAPABILITY RATES (PERCENT)  
FOR FY 1978, FY 1979 AND FY 1980 (Continued)

AIRCRAFT		FY 78	FY 79	FY 80
E-3	MC	62.2	56.6	61.9
	FMC	22.4	15.5	53.7
	NMCM	25.7	25.4	19.5
	NMCS	5.1	6.0	7.4
	NMCB	7.0	12.0	11.2
	PMC	39.8	41.1	8.2
E-4	MC	79.5	83.2	71.0
	FMC	75.1	68.4	64.3
	NMCM	18.8	14.1	27.5
	NMCS	1.7	2.1	1.0
	NMCB	0	.6	.5
	PMC	4.4	14.8	6.7
F-15	MC	57.0	55.7	58.7
	FMC	50.9	50.8	53.3
	NMCM	23.6	23.6	21.1
	NMCS	10.2	9.0	10.0
	NMCB	9.2	11.7	10.2
	PMC	6.1	4.9	5.4
F-16	MC	-	61.3	73.6
	FMC	-	44.8	60.9
	NMCM	-	27.4	16.5
	NMCS	-	7.1	7.5
	NMCB	-	4.2	2.4
	PMC	-	16.5	12.7
F-106	MC	70.8	74.5	73.5
	FMC	65.0	63.1	59.8
	NMCM	19.4	15.1	16.1
	NMCS	3.7	4.7	5.0
	NMCB	.1	5.7	5.4
	PMC	5.8	11.4	23.7
F-111	MC	43.9	50.2	51.6
	FMC	33.7	37.2	40.0
	NMCM	35.4	32.4	28.6
	NMCS	6.9	4.9	7.9
	NMCB	13.8	12.5	11.9
	PMC	10.2	13.0	11.6
FB-111	MC	54.5	48.1	51.8
	FMC	48.2	46.7	49.6
	NMCM	29.0	25.9	19.6
	NMCS	3.2	3.4	6.7
	NMCB	13.3	22.6	21.9
	PMC	6.3	1.4	2.2

UNCLASSIFIED

TABLE 48 - AIRCRAFT MISSION CAPABILITY RATES (PERCENT)  
FOR FY 1978, FY 1979 AND FY 1980 (Continued)

<u>AIRCRAFT</u>		<u>FY 78</u>	<u>FY 79</u>	<u>FY 80</u>
T-37	MC	80.3	78.9	75.3
	FMC	78.0	76.2	72.5
	NMCM	14.3	13.8	16.3
	NMCS	3.9	5.5	6.0
	NMCB	1.5	1.8	2.4
	PMC	2.3	2.7	2.8
T-38	MC	67.7	65.2	65.6
	FMC	62.7	58.7	59.0
	NMCM	22.2	20.0	20.7
	NMCS	6.8	9.6	7.5
	NMCB	.1	5.2	6.2
	PMC	5.0	6.5	6.6
ALL	MC	66.9	66.4	66.3
	FMC	60.7	59.9	59.4
	NMCM	21.7	20.1	19.3
	NMCS	5.5	6.4	6.9
	NMCB	5.9	7.1	7.5
	PMC	6.2	6.5	6.9

LEGEND: MC - Mission Capable  
 FMC - Fully Mission Capable  
 NMCM - Not Mission Capable Maintenance  
 NMCS - Not Mission Capable Supply  
 NMCB - Not Mission Capable Both Supply and Maintenance  
 PMC - Partially Mission Capable

NOTE: Data includes Air National Guard and Air Force Reserve forces.

OPR: Directorate of Maintenance and Supply, Aircraft Systems Division.

UNCLASSIFIED

TABLE 49 - AGE (IN YEARS/MONTHS) DISTRIBUTION OF ACTIVE FORCES  
 AIRCRAFT INVENTORY BY FUNCTIONAL MISSION AND DESIGN  
 AS OF 30 SEPTEMBER 1980

MISSION & DESIGN	INVENTORY BY AGE GROUP (YEARS)									TOTAL NUMBER	AVERAGE AGE YRS/MOS
	0-3	3-6	6-9	9-12	12-15	15-18	18-21	21-24	24+		
A-7	-	7	59	18	2	-	-	-	-	86	8/1
A-10	250	59	-	-	-	-	-	-	-	309	1/10
A-37	-	1	2	-	1	-	-	-	-	4	8/8
B-1	1	1	-	-	-	-	-	-	-	2	2/7
B-52	-	-	-	-	-	4	189	153	1	347	20/11
FB-111	-	-	-	64	1	-	-	-	-	65	9/11
C-5	-	1	32	44	-	-	-	-	-	77	9/0
C-6	-	-	-	-	1	-	-	-	-	1	14/10
C-9	-	3	9	8	3	-	-	-	-	23	9/6
C-12	-	14	-	-	-	-	-	-	-	14	4/5
C-130	-	57	24	58	28	177	12	9	-	365	13/0
C-131	-	-	-	-	-	-	-	-	1	1	25/6
C-135	-	-	-	-	1	210	222	184	-	617	19/2
C-137	-	-	1	-	-	1	-	3	-	5	17/11
C-140	-	-	-	-	-	7	8	-	-	15	17/11
C-141	-	-	-	-	229	46	-	-	-	275	14/1
E-3	14	9	-	-	-	-	-	-	-	23	2/4
E-4	-	2	2	-	-	-	-	-	-	4	6/4
F-4	-	109	81	436	562	76	-	-	-	1264	11/5
F-5	2	76	27	-	-	-	-	-	-	105	5/1
F-15	286	211	8	-	-	-	-	-	-	505	2/7
F-16	152	4	-	-	-	-	-	-	-	156	0/8
F-101	-	-	-	-	-	-	12	8	-	20	20/8
F-106	-	-	-	-	-	-	103	39	-	142	20/8
F-111	-	16	155	147	38	-	-	-	-	356	9/6

UNCLASSIFIED

UNCLASSIFIED

TABLE 49 - AGE (IN YEARS/MONTHS) DISTRIBUTION OF ACTIVE FORCES  
 AIRCRAFT INVENTORY BY FUNCTIONAL MISSION AND DESIGN  
 AS OF 30 SEPTEMBER 1980  
 CONTINUED

MISSION & DESIGN	INVENTORY BY AGE GROUP (YEARS)									TOTAL NUMBER	AVERAGE AGE YRS/MOS
	0-3	3-6	6-9	9-12	12-15	15-18	18-21	21-24	24+		
H-1	-	-	24	68	35	2	-	-	-	129	10/6
H-3	-	-	-	10	32	11	-	-	-	53	13/4
H-53	-	2	6	31	9	-	-	-	-	48	10/1
O-2	-	-	-	99	8	-	-	-	-	107	10/10
OV-10	-	-	-	40	39	-	-	-	-	79	11/11
T-33	-	-	-	-	-	-	-	109	13	122	22/6
T-37	-	-	-	87	75	40	212	234	-	648	18/4
T-38	-	-	15	177	242	327	82	-	-	843	14/6
T-39	-	-	-	-	-	60	72	-	-	132	18/1
T-41	-	-	-	7	45	-	-	-	-	52	12/5
T-43	-	-	13	-	-	-	-	-	-	13	6/7
UV-18	-	2	-	-	-	-	-	-	-	2	3/0
OTHER 1/	(25)	-	-	-	-	-	-	-	-	(25)1/	-
<u>AIR FORCE</u>											
<u>TOTAL</u>	<u>705</u>	<u>574</u>	<u>458</u>	<u>1294</u>	<u>1351</u>	<u>961</u>	<u>912</u>	<u>739</u>	<u>15</u>	<u>7034</u>	<u>12/8</u>

1/ Inventory only

Source: RCS: SS-A-41, 30 Sep 1980  
 OPR: DCS/Programs and Evaluation

UNCLASSIFIED

UNCLASSIFIED



UNCLASSIFIED

TABLE 50 - AGE (IN YEARS/MONTHS) DISTRIBUTION OF USAF STRATEGIC  
 MISSILES AND DRONES INVENTORY BY FUNCTIONAL MISSION AND DESIGN  
 AS OF 30 SEPTEMBER 1980

MISSION & DESIGN	INVENTORY BY AGE GROUP (YEARS)									TOTAL NUMBER	AVERAGE AGE YRS/MOS
	0-3	3-6	6-9	9-12	12-15	15-18	18-21	21-24	24+		
AGM-69-SRAM	-	408	977	-	-	-	-	-	-	1385	6/7
LGM-25-TITAN II	-	-	-	-	10	46	1	-	-	57	16/4
LGM-30- MINUTEMAN	38	193	339	234	359	17	-	-	-	1180	9/5
<u>TOTAL MISSILES</u>	<u>38</u>	<u>601</u>	<u>1316</u>	<u>234</u>	<u>369</u>	<u>63</u>	<u>1</u>	<u>-</u>	<u>-</u>	<u>2522</u>	<u>8/6</u>
CQM-10-BOMARC	-	-	-	-	-	-	5	-	-	5	18/5
BQM-34-FIREBEE	37	24	18	3	-	-	-	-	-	82	3/8
PQM-102- DELTA DAGGER	-	-	-	-	-	-	-	57	-	57	22/11
<u>TOTAL DRONES</u>	<u>37</u>	<u>24</u>	<u>18</u>	<u>3</u>	<u>-</u>	<u>-</u>	<u>5</u>	<u>57</u>		<u>144</u>	<u>11/11</u>

Source: RCS: SS-A-41, 30 Sep 1980  
 OPR: DCS/Programs and Evaluation

UNCLASSIFIED

**UNCLASSIFIED****MATERIEL CONTINUED****WAR READINESS MATERIEL****INTRODUCTION**

Data included in this section portray USAF inventory of selected airmunitions items (excluding VAMP/LAMP).

Material on selected items of War Readiness Materiel is based on information submitted in accordance with Air Force Manual 67-1, Volume I, Part I, Chapter 14, and reflects summary data depicting pre-storage of war consumables.

**DEFINITIONS**

WAR CONSUMABLES - Essential support items used in direct support of aircraft and personnel during wartime operation.

WAR READINESS MATERIEL (WRM) - Quantities of materiel necessary to assure immediate availability of resources to support the initial phase of approved Air Force war plans in the event of an emergency.

**UNCLASSIFIED**

TABLE 51 - COMPARISON OF USAF INVENTORY OF AIR MUNITIONS ITEMS -  
WORLDWIDE - AS OF 30 SEPTEMBER 1980

ITEM	QUANTITIES ON HAND		PERCENT CHANGE (+ or -)
	FY 79 30 Sep 79	FY 80 30 Sep 80	
<u>Bombs</u>			
750 lb M117	365,000 <sup>1/</sup>	352,986 <sup>1/</sup>	-3%
500 lb MK-82	1,015,000	1,152,455	+14%
2000 lb MK-84	69,000	71,469	+4
CBU-52	79,000	79,897	+1
CBU-58	100,000	98,900	+1
CBU-71	36,000	34,965	-3
Rockeye (MK-20)	29,000	30,870	+6
<u>Aircraft Gun Ammunition</u> (Thousands)			
7.62MM	384,000	377,138	-2
20MM for M39	12,000	10,151	-15
20MM for M61	32,000	30,634	-4
30MM HEI	1,200	1,399	+17
30MM API	3,300	10,399	+215
105MM HE	131	127	-3
105MM WP	15	14	-7
<u>Missiles</u>			
AIM-4 Falcon	6,659	6,553	-T
AIM-7 Sparrow	7,334	8,296	+13
AIM-9 Sidewinder	9,766	10,486	+7
AGM-45 Shrike	5,103	6,538	+28

CLASSIFIED BY: Dir Maint & Sup, DCS/L&E  
DECLASSIFY ON: 31 Dec 1986

SECRET

TABLE 51 - COMPARISON OF USAF INVENTORY OF AIR MUNITIONS ITEMS -  
WORLDWIDE - AS OF 30 SEPTEMBER 1980 (Continued)

ITEM	QUANTITIES ON HAND		PERCENT CHANGE (+ or -)
	FY 79 30 Sep 79	FY 80 30 Sep 80	
AGM-65 Maverick	19,348	19,154	-T
AGM-78C/D Standard Arm	272	321	+18
<u>Rockets</u>			
2.75" (MK-4/MK-40)	991,000	949,303	-4
<u>Flares</u>			
LUU-2/B	190,000	177,822	-6
<u>Miscellaneous</u>			
EO Bomb Kit	2,000	2,000	NC
MXU-600/651 Airfoil Gp (MK-84)	16,000	18,187	+14
MXU-602/650 Airfoil Gp (MK-82)	19,000	31,870	+68
MAU-157/169 Computer	39,000	49,723	+27

1/ Does not include 103,800 supporting metal parts for future load, assemble,  
and pack (LAP)

T = Trace: Less than 0.5%

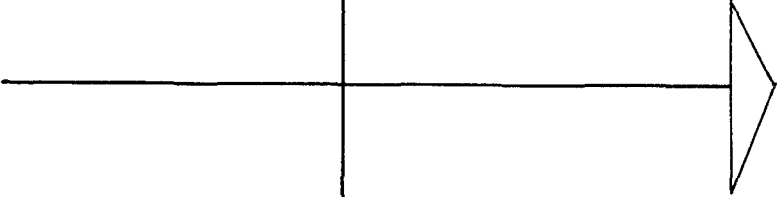
NC = No Change

Sources: Air Munitions Selected Item Status Report (SISR) (RCS: DD I&L(M) 902)  
Includes Serviceable and Unserviceable Munitions AIM/AGM Component  
Summary (RCS: HAF-LEY (M&Q) 7203)

CLASSIFIED BY: Dir Maint & Supply,  
DCS/L&E  
DECLASSIFY ON: 31 Dec 1986



*Installations*



***PART IV***



**PART IV****INSTALLATIONS****INTRODUCTION**

The USAF Program; Bases, Units, and Priorities, and USAF Installations Characteristics Data Report, RCS: HAF TRE (AR) 7119, were used to obtain the data shown.

**MILITARY CONSTRUCTION PROGRAM****INTRODUCTION**

This section reflects progress of the Military Construction Program, since its inception in the Air Force, in terms of dollars available, apportioned, contracted, etc. Most of the data were furnished by the Directorate of Budget and the Directorate of Engineering and Services.

**DEFINITIONS**

APPROVED PROGRAM - Scope and dollar amount approved for implementation of construction and funding by appropriate authority of Office of the Secretary of Defense and/or Bureau of the Budget through apportionment, or program clearance.

AUTHORIZED PROGRAM - The USAF Military Construction Program as approved by Congress.

CURRENT PROGRAM - The scope and dollar amount deemed necessary for the completion of a line item determined essential to the mission of the USAF.

OPERATING PROGRAM - The scope and dollar amount released to USAF construction agencies as approved for construction, obligation, and expenditures for the completion of a line item.

**REAL PROPERTY INVENTORY****INTRODUCTION**

These tables present the real property (facilities and land) controlled by the Air Force. The costs shown represent the costs at time of acquisition to the U.S. Government, plus any subsequent improvement, and do not reflect the current value or estimated replacement costs.

**DEFINITIONS**

EASEMENT - A right which one party has to use the land owned by another party for ingress and egress, or for the purpose of reducing or limiting the height of objects on land owned by another party to establish security or safety area, or right-of-way interests.

FOREIGN RIGHT - An agreement or contract between the U.S. Government and a foreign country which gives the United States the right to use the land in a foreign country.

LEASE - A contract between a lessor and a lessee granting exclusive possessory interest in real property for a specified term, reserving to the owner rent or other consideration.

UNCLASSIFIED

**INSTALLATIONS (CONTINUED)**  
**REAL PROPERTY INVENTORY (CONTINUED)**

**DEFINITIONS (CONTINUED)**

LICENSE - A privilege, revocable at will, to use or pass over privately owned real property for a specified purpose.

OWNED LAND - Land acquired through donation, condemnation, or purchase.

PUBLIC DOMAIN AND PUBLIC LAND - Land assigned to the AF through a permanent or temporary withdrawal from public domain.

**COST OF MAINTENANCE AND OPERATION OF REAL PROPERTY**

**INTRODUCTION**

This section shows the cost of maintenance and operation of USAF Real Property.

**DEFINITIONS**

CONTRACT - Lump sum and unit price work agreements administered by the installation for preservation and construction; and utility service, inspection, and maintenance agreements administered by major Air Force command headquarters.

LABOR COSTS - Costs of all personnel, regardless of the source, performing work attributable to real estate facility activities. The rates used in costing military services are those prescribed in AFM 177-1.

MATERIALS AND SUPPLIES - For use in accomplishing the functions of maintenance, repair, and operation of real estate facilities.

**STORAGE SPACE UTILIZATION AND OCCUPANCY**

**INTRODUCTION**

The reporting of storage space utilization and occupancy within the Air Force has been revised under the guidance of Office of the Secretary of Defense to provide a uniform procedure for all services. Included in the summary are all Air Force depots.

**DEFINITIONS**

GROSS STORAGE SPACE - The gross area (regardless of its location or the purpose for which the space being used was designed or is designated) which is assigned or used for any operation concerning storage or the support of storage functions.

NET STORAGE SPACE - The floor area upon which bins are erected plus the floor area upon which material can be stored.

OPEN STORAGE SPACE - Any improved or unimproved area designated for use in storing material.

WAREHOUSE SPACE - The area in building designed for storage purposes and constructed with roof and complete side and end walls.

UNCLASSIFIED



TABLE 52 - SUMMARY OF USAF INSTALLATIONS - FISCAL YEAR 1980

MAJOR AND OTHER INSTALLATIONS	END FY 1980
<u>TOTAL, ACTIVE - WORLDWIDE</u>	2,874
<u>MAJOR INSTALLATIONS</u>	
Total Worldwide	<u>134</u>
US and Possessions	107
Foreign	27
<u>OTHER INSTALLATIONS</u>	
Total Worldwide	<u>2,740</u>
US and Possessions	2,098
Foreign	642
Missile Site	1,157
Electronic Station or Site	485
General Support Annex	950
ANG Installations	131
Aux Airfield	17

Additional inactive installations, not included in the above totals, remain the the Air Force inventory pending disposition.

Source: PD 82-4  
OPR: DCS/Programs and Evaluation

TABLE 53 - AIR FORCE REAL PROPERTY DATA, WORLD-WIDE

FY 1980

(In Thousands of Dollars)

Real Property Assets End Fiscal Year	
TOTAL MAJOR INSTALLATIONS WORLD-WIDE .....	. 134
TOTAL OTHER INSTALLATIONS WORLD-WIDE .....	2,567
TOTAL NUMBER INSTALLATIONS WORLD-WIDE.....	2,701
TOTAL ACREAGE WORLD-WIDE .....	10,681,027
TOTAL COST TO GOVERNMENT WORLD-WIDE .....	18,921,363

Source: Real Property Division, Directorate of Engineering and Services

TABLE 54 - COST TO U.S. GOVERNMENT OF MILITARY  
REAL PROPERTY CONTROLLED BY THE  
DEPARTMENT OF THE AIR FORCE  
WORLD-WIDE - 30 SEPTEMBER 1980

(In thousands of dollars)

TYPE OF REAL PROPERTY	WORLD-WIDE	UNITED STATES	TRUST TERRITORIES	FOREIGN COUNTRIES
Total	18,921,363	15,954,233	433,458	2,533,672
Land <u>a/</u> .....	181,573	152,489	29,044	40
Buildings .....	11,508,977	9,670,005	234,832	1,604,140
Structures, Utilities, etc.....	7,230,813	6,131,739	169,582	929,492

a/ Excludes acreage leased outside of installations.

Source: Real Property Division, Directorate of Engineering and Services

UNCLASSIFIED

TABLE 55 - MILITARY REAL PROPERTY ACREAGE CONTROLLED AND  
 LOCATED AT DEPARTMENT OF THE AIR FORCE  
 INSTALLATIONS, WORLD-WIDE  
 30 SEPTEMBER 1980

	WORLD-WIDE	UNITED STATES	TRUST TERRITORIES	FOREIGN COUNTRIES
TOTAL	10,681,027	9,234,441	40,672	1,405,914
Owned .....	1,426,180	1,400,423	25,757	0
Public Domain .....	6,922,695	6,922,695	0	0
License or Permit.....	502,424	486,901	14,373	1,150
Public Land (Trust Territories).	192	0	192	0
Easements .....	182,547	176,048	280	6,219
Leased <u>a/</u> .....	250,298	248,374	70	1,854
Foreign Rights .....	1,396,691	0	0	1,396,691

a/ Excludes acreage leased outside of installations.

Source: Real Property Division, Directorate of Engineering and Services

UNCLASSIFIED

TABLE 56 - GOVERNMENT COST OF LAND CONTROLLED BY DEPARTMENT  
OF THE AIR FORCE, WORLD-WIDE - 30 SEPTEMBER 1980

(In thousands of dollars)

TYPE OF LAND	WORLD-WIDE	UNITED STATES	TRUST TERRITORIES	FOREIGN COUNTRIES
Total	181,573	152,489	29,044	40
Owned .....	166,612	137,569	29,043	0
License .....	154	154	0	0
Easements .....	14,807	14,766	1	40
Leased <u>a/</u> .....	0	0	0	0
Foreign Rights ..	0	0	0	0

a/ Exclude the cost of acreage leased outside of installations.

Source: Real Property Division, Directorate of Engineering and Services

TABLE 57 - DEPARTMENT OF THE AIR FORCE REAL PROPERTY MAINTENANCE  
 ACTIVITIES - EXPENDITURES BY FUNCTIONAL CATEGORY  
 FOR FISCAL YEAR 1980

(THOUSANDS OF DOLLARS)

COMMAND	OPER OF UTILITIES	MAINTENANCE & REPAIR	MINOR CONSTRUCTION	OTHER ENGINEERING SERVICES	TOTAL
USAF ACADEMY	4,587	8,995	683	3,697	17,962
AEROSPACE DEFENSE COMMAND	2,094	3,220	71	2,409	7,794
AIR FORCE COMMUNICATIONS COMMAND	4,747	173	2,103	372	7,395
AIR TRAINING COMMAND	38,985	85,161	5,273	25,251	154,670
AIR FORCE LOGISTICS COMMAND	33,684	90,832	6,405	27,663	158,584
MILITARY AIRLIFT COMMAND	45,829	98,579	7,941	27,418	179,767
STRATEGIC AIR COMMAND	108,919	146,242	5,031	41,178	301,370
AIR FORCE SYSTEMS COMMAND	15,190	15,384	3,000	11,077	44,651
TACTICAL AIR COMMAND	59,114	120,900	12,558	39,018	231,590
ALASKAN AIR COMMAND	22,596	38,031	899	1,651	63,177
US AIR FORCES, EUROPE	64,213	109,529	11,988	36,246	221,976
PACIFIC AIR FORCES	51,262	67,422	2,548	9,451	130,683
OTHER	<u>2</u>	<u>7,933</u>	<u>1,985</u>	<u>36,272</u>	<u>46,192</u>
TOTAL	<u>451,222</u>	<u>792,401</u>	<u>60,485</u>	<u>261,703</u>	<u>1,565,811</u>

OPR: Programs Division, Directorate of Engineering and Services



*Personnel*

*PART V*





**PART V****PERSONNEL****MILITARY PERSONNEL****DEFINITIONS**

ARMED FORCES QUALIFICATION TEST MENTAL GROUP: An airman's mental ability level as determined from his score on the Armed Forces Qualification Test (AFQT).

AIR FORCE NATIONAL GUARD AIR ALERT PILOTS: Officers of the Air Force National Guard who are authorized to and augment active Air Force Units for short periods of active duty to perform air alert duty.

ARMED FORCES QUALIFICATION TEST SCORE (AFQT SCORE): The test contains questions on arithmetical reasoning, word knowledge, tool functions, and spatial visualization. The "Score" is a composite index of performance on all these items, and as such, is an indication of general learning ability.

CHARGEABLE MILITARY PERSONNEL:

1. All USAF Military Personnel on Extended Active Duty who are authorized and assigned to active Air Force Units against position spaces which are chargeable against USAF Authorized Manpower Ceilings.
2. USAF Academy Cadets.
3. Air Force National Guard Air Alert Pilots.

MILITARY STRENGTH BY COMMAND: All USAF Military Personnel (Permanent Party and Pipeline) who are assigned to active Air Force Units. This strength is composed of individuals, regardless of chargeability to military personnel ceilings, who as individuals are under the jurisdiction of the Secretary of the Air Force.

STRENGTH BY OPERATING LOCATION: A permanent duty station of an individual or a detachment of a unit other than the permanent station of the unit. A station is considered permanent if the orders specify a period of three months or longer. If no period is specified, the duty station is considered permanent.

DEPARTMENTAL STATUS: The basic department of the Department of Defense in which an individual is currently commissioned, appointed or enlisted, regardless of whether or not such individual has been placed on duty with another of the departments.

DEPARTMENT OF AIR FORCE PERSONNEL: Military Personnel who have been commissioned, appointed, enlisted, or recalled in the United States Air Force.

DEPLOYMENT AREA:

- |             |   |   |
|-------------|---|---|
| CONTINENTAL | - | North America and Caribbean Area.                   |
| FAR EAST    | - | The Area under the jurisdiction of PACAF.           |
| EUROPE      | - | Continental Europe, British Isles and North Africa. |

FIRST TERM AIRMAN: A Regular Air Force Airman with no prior military services, serving on his first enlistment in the United States Air Force.

INTERNAL TURNOVER: The number of permanent change of station movements of military personnel as individuals exclusive of accessions and separations movements.

NATIONAL HEALTH, SAFETY, OR INTEREST: Personnel separated under provisions of Sec III, AFR 36-22 and Chapter 3, Section B, AFR 39-10.

**UNCLASSIFIED****PERSONNEL (Continued)****MILITARY PERSONNEL (Continued)**

**NON-CHARGEABLE MILITARY PERSONNEL:** All Military Personnel on Extended Active Duty who are authorized and assigned to active Air Force Units against position spaces which are in addition to and not chargeable against USAF Authorized Manpower Ceilings.

**PERMANENT PARTY PERSONNEL:** Those USAF personnel assigned to an Air Force Unit to perform their principal duty in the furtherance of the mission of the unit, and who are chargeable against the specific authorizations of the unit. This includes assigned overstrength.

**PIPELINE PERSONNEL:** Those USAF Personnel who are assigned to an Air Force Unit temporarily for the purpose of training or hospitalization i.e., those who are temporarily ineffective. Such personnel are not chargeable against the specific authorizations of the unit to which they are assigned while in a pipeline status. Pipeline is composed of students and patients.

**Patients:** Military personnel assigned in patient status to an Air Force Unit which administers Air Force hospitalized personnel receiving treatment at a medical facility operated by any of the three military departments.

**Students:** Personnel assigned in a training status to a unit charged with administration of individuals attending a formal course of instruction at a service or civilian school or a base military training course.

**PRIOR SERVICE ENLISTMENTS:**

1. Former regular airman who had served a continuous period of duty.
2. Former Commissioned or Warrant Officer who had been separated from the Air Force and who had enlisted in the Regular Air Force as an airman.
3. Former enlistee or inductee of the Army or the Navy who had served on active military service for a continuous period.
4. Former enlisted members of a reserve component of the Air Force who have served on active military service.

**REENLISTMENT:** Airmen who enlist in the Regular Air Force for their own duty position within 90 days after separation from active Air Force duty. This applies to first term and career airmen.

**REGULAR AIR FORCE PERSONNEL:** Department of the Air Force Military Personnel who by enlistment, appointment, or commission, are members of the Regular Air Force.

**RESERVE OFFICERS TRAINING CORPS (ROTC):** A training corps with units established at civilian educational institutions to qualify students for appointment as reserve officers.

**UNIT MANNING VARIANCES:** The difference between the number of spaces authorized to a unit and the number of personnel assigned to the unit.

**USAF CADET:** U.S. Air Force Academy Cadet. USAFA Cadets are not assigned to active organized Air Force Units. Students are assigned to the USAF Academy for training and ultimate commissioning as Regular Air Force officers. These personnel are not considered part of active forces but are chargeable to the active force ceiling.

**UNCLASSIFIED**

TABLE 58 - MILITARY STRENGTH OF OFFICERS BY GRADE IN WHICH SERVING  
BY COMMAND - AS OF 30 SEPTEMBER 1980

COMMAND	TOTAL OFFICERS	COMMISSIONED OFFICERS								WARRANT OFFICER
		TOTAL	GEN	COL	LTC	MAJ	CPT	1LT	2LT	
WORLDWIDE - TOTAL . . . . .	97,901	97,901	360	5,241	12,719	18,218	35,305	10,456	15,602	-
Alaskan Air Command . . . . .	844	844	1	41	80	162	373	124	63	-
AF Audit Agency . . . . .	204	204	-	8	31	43	81	23	18	-
Aerospace Defense Center . . . . .	596	596	8	50	108	101	148	66	115	-
US Air Force Academy . . . . .	1,058	1,058	3	56	130	242	558	35	34	-
AF Accounting & Finance Center . . . . .	48	48	1	7	16	12	9	2	1	-
US Forces in Europe . . . . .	6,854	6,854	16	302	737	1,323	3,051	840	858	-
HQ Air Force Reserve . . . . .	217	217	1	41	51	53	48	3	20	-
1947 Administrative Support Group . . . . .	211	211	2	37	54	74	40	2	2	-
Air Training Command . . . . .	15,276	15,276	20	496	1,151	1,998	5,398	1,491	4,722	-
AF Combat Operations Staff . . . . .	74	74	-	6	29	26	13	-	-	-
AF Commissary Service . . . . .	40	40	1	3	5	2	11	4	14	-
AF Communications Command . . . . .	3,043	3,043	5	143	343	527	984	410	631	-
Electronic Security Command . . . . .	863	863	1	51	118	144	241	94	214	-
AF Elements (Other) . . . . .	3,424	3,424	51	532	1,039	968	598	38	198	-
AF Eng & Services Center . . . . .	154	154	-	13	32	43	54	7	5	-
AF Elements Europe . . . . .	875	875	23	122	286	313	120	9	2	-
HQ USAF . . . . .	1,733	1,733	59	306	595	614	152	4	3	-
AF Simpson Historical Research Center . . . . .	5	5	-	-	2	1	1	-	1	-
AF Service Info/News Center . . . . .	32	32	-	3	7	13	7	1	1	-
AF Intelligence Service . . . . .	200	200	-	12	31	52	58	15	32	-
AF Inspection & Safety Center . . . . .	287	287	4	55	101	101	18	3	5	-
AF Legal Services Center . . . . .	244	244	18	33	42	151	-	-	-	-
AF Logistics Command . . . . .	2,633	2,633	25	306	408	546	838	200	310	-
Military Airlift Command . . . . .	11,937	11,937	21	499	1,606	2,263	4,972	1,263	1,313	-
AF Medical Services Center . . . . .	72	72	1	21	16	19	15	-	-	-
USAF Manpower & Personnel Center . . . . .	665	665	2	63	91	194	249	17	49	-
HQ ANG Support Center . . . . .	27	27	-	3	4	14	6	-	-	-
AF Office of Special Investigations . . . . .	485	485	-	25	62	113	164	47	74	-
AF Office of Security Police . . . . .	35	35	1	5	14	8	6	-	1	-
Pacific Air Forces . . . . .	3,165	3,165	9	176	379	608	1,359	421	213	-
Strategic Air Command . . . . .	18,459	18,459	38	644	1,838	2,802	7,277	2,770	3,090	-
AF Systems Command . . . . .	9,949	9,949	34	598	1,429	1,955	3,212	1,136	1,585	-
Tactical Air Command . . . . .	13,904	13,904	31	571	1,808	2,737	5,035	1,429	2,293	-
AF Test & Evaluation Center . . . . .	288	288	2	28	85	105	58	2	8	-

UNCLASSIFIED

UNCLASSIFIED

OPR: Systems Operations Division, Randolph Air Force Base, Texas  
SOURCE: Officer Strength by Categories, PMC-P738

TABLE 59 - USAF REGULAR AND RESERVE GENERAL OFFICERS BY GRADE IN WHICH SERVING - WORLDWIDE - AT END OF QUARTER - FISCAL YEAR 1980

END OF QUARTER	TOTAL	GENERALS	LIEUTENANT GENERALS	MAJOR GENERALS	BRIGADIER GENERALS
31 DECEMBER 1979 . . . . .	358	13	37	129	179
31 MARCH 1980 . . . . .	359	12	39	128	180
30 JUNE 1980 . . . . .	355	12	39	126	178
30 SEPTEMBER 1980 . . . . .	360	13	39	125	183

OPR: Systems Operations Division, Randolph Air Force Base, Texas  
 SOURCE: Officer Strength by Functional Group, PMC-P588

UNCLASSIFIED

UNCLASSIFIED

TABLE 60 - AIRMEN BY GRADE IN WHICH SERVING BY COMMAND -  
WORLDWIDE - AS OF 30 SEPTEMBER 1980

COMMAND OF ASSIGNMENT	AIRMEN										
	TOTAL	CMSgt	SMSgt	MSgt	TSgt	SSgt	Sgt	AIC	Amn	Amn Basic	USAF Cadets
WORLDWIDE TOTAL. . . . .	460,613	4,578	9,084	33,321	51,831	99,163	103,472	98,163	28,461	28,129	4,411
USAF CADETS - TOTAL. . . . .	4,411	-	-	-	-	-	-	-	-	-	4,411
WORLDWIDE - REPORTED TOTAL . . . . .	456,202	4,578	9,084	33,321	51,831	99,163	103,472	98,163	28,461	28,129	-
CONTINENTAL US - TOTAL . . . . .	339,570	3,477	6,483	24,165	36,538	66,917	73,585	77,022	23,846	27,537	-
Alaskan Air Command. . . . .	2	-	-	1	1	-	-	-	-	-	-
Air Force Audit Agency . . . . .	42	5	3	12	10	10	2	-	-	-	-
Air Force Academy. . . . .	1,400	28	44	128	183	390	208	199	35	185	-
Aerospace Defense Center . . . . .	702	35	45	89	127	174	110	93	23	6	-
AF Accounting and Finance Center . . . . .	190	7	9	18	21	56	56	17	6	-	-
USAF Europe. . . . .	2	-	2	-	-	-	-	-	-	-	-
HQ Air Force Reserve . . . . .	412	19	44	130	69	72	53	14	7	4	-
1947 Admin Support Group . . . . .	280	9	18	32	53	97	40	25	5	1	-
Air Training Command . . . . .	69,107	360	812	3,702	5,937	9,960	6,507	11,979	6,394	23,456	-
AF Combat Operations Staff . . . . .	92	4	12	14	31	24	7	-	-	-	-
AF Commissary Service. . . . .	393	9	6	25	44	103	86	90	24	6	-
AF Communications Command. . . . .	25,149	358	595	2,169	3,157	5,860	5,951	5,675	1,246	138	-
Electronic Security Command. . . . .	3,559	86	133	380	478	814	946	602	106	14	-
AF Elements (Other). . . . .	1,843	41	144	384	473	632	112	51	5	1	-
AF Engineering & Svcs Center . . . . .	168	14	24	40	31	36	7	14	2	-	-
AF Elements Europe . . . . .	24	-	3	3	8	10	-	-	-	-	-
HQ USAF. . . . .	175	22	23	31	52	39	4	3	1	-	-
AF Simpson Hist Rsrch Center . . . . .	12	-	-	2	1	-	2	6	1	-	-
AF Service Info & News Center. . . . .	52	3	3	8	14	12	8	4	-	-	-
AF Intelligence Service. . . . .	209	14	27	48	62	51	5	2	-	-	-
AF Inspection & Safety Center. . . . .	81	17	14	12	19	15	4	-	-	-	-
AF Legal Services Center . . . . .	103	3	1	12	7	50	17	5	8	-	-
AF Logistics Command . . . . .	7,082	107	151	579	760	1,818	1,599	1,523	427	118	-
Military Airlift Command . . . . .	49,021	566	1,092	3,968	5,486	10,537	11,450	11,792	3,331	799	-
AF Medical Services Center . . . . .	14	5	-	3	4	2	-	-	-	-	-
AF Manpower & Personnel Center . . . . .	1,172	74	82	210	240	255	137	117	45	12	-

UNCLASSIFIED

UNCLASSIFIED

TABLE 60 - AIRMEN BY GRADE IN WHICH SERVING BY COMMAND -  
WORLDWIDE - AS OF 30 SEPTEMBER 1980 (CONT)

COMMAND OF ASSIGNMENT	AIRMEN											
	TOTAL	CMSgt	SMSgt	MSgt	TSgt	SSgt	Sgt	AIC	Amn	Amn Basic	USAFA Cadets	
HQ ANG Support Center. . . . .	12	5	4	3	-	-	-	-	-	-	-	-
AF Office of Special Invest. . . . .	795	14	40	158	185	269	87	38	4	-	-	-
AF Office of Security Police . . . . .	14	4	1	2	5	1	1	-	-	-	-	-
Pacific Air Forces . . . . .	1	-	-	1	-	-	-	-	-	-	-	-
Strategic Air Command. . . . .	80,669	769	1,370	5,155	8,738	15,819	21,019	21,113	5,400	1,286	-	-
AF Systems Command . . . . .	15,246	193	393	1,355	1,927	3,383	3,456	3,491	820	228	-	-
Tactical Air Command . . . . .	81,471	697	1,379	5,472	8,400	16,410	21,707	20,167	5,956	1,283	-	-
AF Test & Evaluation Center. . . . .	76	9	9	19	15	18	4	2	-	-	-	-
<u>OVERSEAS - TOTAL . . . . .</u>	<u>116,632</u>	<u>1,101</u>	<u>2,601</u>	<u>9,156</u>	<u>15,293</u>	<u>32,246</u>	<u>29,887</u>	<u>21,141</u>	<u>4,615</u>	<u>592</u>	-	-
Alaskan Air Command. . . . .	6,434	59	133	419	721	1,751	1,860	1,118	300	73	-	-
Air Force Audit Agency . . . . .	7	-	-	2	3	1	1	-	-	-	-	-
Aerospace Defense Center . . . . .	24	-	2	3	6	12	1	-	-	-	-	-
AF Accounting & Finance Center . . . . .	1	-	-	1	-	-	-	-	-	-	-	-
US Forces in Europe. . . . .	48,517	432	944	3,566	6,171	13,057	12,264	9,883	1,945	255	-	-
HQ Air Force Reserve . . . . .	2	-	-	2	-	-	-	-	-	-	-	-
Air Training Command . . . . .	242	3	9	68	112	45	4	-	1	-	-	-
AF Commissary Service. . . . .	245	-	4	20	36	65	83	32	4	1	-	-
AF Communications Command. . . . .	13,033	147	354	1,128	1,864	3,934	2,914	2,303	366	23	-	-
Electronic Security Command. . . . .	5,658	42	107	382	607	1,477	1,236	1,659	143	5	-	-
AF Elements (Other). . . . .	685	27	61	194	165	209	27	2	-	-	-	-
AF Elements Europe . . . . .	1,470	22	59	297	325	601	144	22	-	-	-	-
AF Service Info & News Center. . . . .	1	-	-	-	-	-	1	-	-	-	-	-
AF Intelligence Service. . . . .	38	-	7	12	7	12	-	-	-	-	-	-
AF Legal Services Center . . . . .	28	-	-	2	2	22	2	-	-	-	-	-
AF Logistics Command . . . . .	55	1	2	26	16	10	-	-	-	-	-	-
Military Airlift Command . . . . .	10,038	75	240	849	1,428	3,203	2,484	1,359	351	49	-	-
AF Office of Special Invest. . . . .	345	7	13	76	112	115	20	2	-	-	-	-
Pacific Air Forces . . . . .	21,708	225	461	1,435	2,522	5,349	6,826	3,548	1,188	154	-	-
Strategic Air Command. . . . .	4,863	40	117	387	679	1,313	1,285	789	230	23	-	-
AF Systems Command . . . . .	687	7	24	58	147	261	130	51	8	1	-	-
Tactical Air Command . . . . .	2,548	14	64	227	370	808	605	373	79	8	-	-
AF Test & Evaluation Center. . . . .	3	-	-	2	-	1	-	-	-	-	-	-

OPR: Systems Operations Division, Randolph Air Force Base, Texas  
SOURCE: Uniform Airmen Record

UNCLASSIFIED

UNCLASSIFIED

TABLE 61 - USAF OFFICERS BY GRADE IN WHICH SERVING BY AGE - BY AVERAGE AGE -  
WORLDWIDE - AS OF 30 SEPTEMBER 1980

AGE OR AGE GROUP	TOTAL	GEN	COL	LT COL	MAJ	CAPT	1LT	2LT	WARRANT OFFICER
AVG	34	50	47	42	38	32	27	26	-
<u>TOTAL</u> . . . . .	<u>97,901</u>	<u>360</u>	<u>5,241</u>	<u>12,719</u>	<u>18,218</u>	<u>35,305</u>	<u>10,456</u>	<u>15,602</u>	-
20. . . . .	1	-	-	-	-	-	-	1	-
21. . . . .	58	-	-	-	-	-	-	58	-
22. . . . .	1,242	-	-	-	-	-	6	1,236	-
23. . . . .	3,021	-	-	-	-	5	145	2,871	-
24. . . . .	4,038	-	-	-	-	18	1,439	2,581	-
25. . . . .	4,465	-	-	-	-	186	2,610	1,669	-
26. . . . .	4,718	-	-	-	-	1,282	2,187	1,249	-
27. . . . .	4,753	-	-	-	-	2,634	1,056	1,063	-
28. . . . .	4,929	-	-	-	-	3,308	626	995	-
29. . . . .	4,742	-	-	-	2	3,465	444	831	-
30. . . . .	4,556	-	-	-	39	3,431	376	710	-
31. . . . .	4,782	-	-	-	120	3,652	375	635	-
32. . . . .	4,951	-	-	10	188	3,906	335	512	-
33. . . . .	5,310	-	-	46	355	4,135	284	490	-
34. . . . .	5,152	-	-	75	1,396	3,100	210	371	-
35. . . . .	4,305	-	-	110	2,190	1,663	125	217	-
36. . . . .	4,261	-	-	151	2,770	1,155	96	89	-
37. . . . .	4,208	-	2	278	2,886	945	83	14	-
38. . . . .	3,885	-	16	835	2,264	727	38	5	-
39. . . . .	3,488	-	37	1,376	1,570	495	9	1	-
40. . . . .	3,514	-	52	1,761	1,302	392	5	2	-
41. . . . .	3,187	-	110	1,747	1,030	293	7	-	-
42. . . . .	2,707	1	217	1,524	772	193	-	-	-
43. . . . .	2,196	2	385	1,201	453	155	-	-	-
44. . . . .	1,629	2	485	778	277	86	-	1	-
45. . . . .	1,386	7	595	584	163	37	-	-	-
46. . . . .	1,364	21	661	544	118	19	-	1	-
47. . . . .	1,149	27	623	401	86	12	-	-	-
48. . . . .	1,019	37	562	355	58	7	-	-	-
49. . . . .	774	40	408	277	46	3	-	-	-
50. . . . .	668	52	355	220	40	1	-	-	-
51. . . . .	476	39	257	150	30	-	-	-	-
52. . . . .	304	36	154	91	23	-	-	-	-
53. . . . .	188	33	69	70	16	-	-	-	-
54. . . . .	119	11	63	34	11	-	-	-	-
55. . . . .	115	24	53	34	4	-	-	-	-
56. . . . .	82	13	42	26	1	-	-	-	-
57. . . . .	62	7	30	20	5	-	-	-	-
58. . . . .	46	4	30	10	2	-	-	-	-
59. . . . .	29	3	17	9	-	-	-	-	-
60 and Older	22	1	18	2	1	-	-	-	-

OPR: Systems Operations Division, Randolph Air Force Base, Texas  
SOURCE: Uniform Officer Record

UNCLASSIFIED

TABLE 62 - USAF MILITARY PERSONNEL BY GRADE IN WHICH SERVING  
BY COMPONENT - WORLDWIDE - AT END OF QUARTER -  
FISCAL YEAR 1980

GRADE IN WHICH SERVING	TOTAL	REGULAR AIR FORCE	AIR FORCE RESERVE	AIR NATIONAL GUARD	US AIR FORCE
31 December 1979					
<u>WORLD-WIDE-TOTAL</u> (Incl USAFA Cadets)	a/ <u>556,627</u>	<u>511,433</u>	<u>40,743</u>	<u>174</u>	<u>11</u>
USAFA CADET-TOTAL . . . . .	4,266	-	-	-	-
<u>WORLD-WIDE-TOTAL</u> (Excl USAFA Cadets) . . . . .	<u>552,361</u>	<u>511,433</u>	<u>40,743</u>	<u>174</u>	<u>11</u>
<u>Commissioned and Warrant Officer - Total</u> . . . . .	<u>95,952</u>	<u>55,496</u>	<u>40,416</u>	<u>29</u>	<u>11</u>
<u>Commissioned Officer-Total</u> . . . . .	<u>95,951</u>	<u>55,495</u>	<u>40,416</u>	<u>29</u>	<u>11</u>
<u>General Officer-Total</u> . . . . .	<u>352</u>	<u>351</u>	<u>1</u>	-	-
General . . . . .	13	13	-	-	-
Lieutenant General . . . . .	37	37	-	-	-
Major General . . . . .	125	124	1	-	-
Brigadier General . . . . .	177	177	-	-	-
Colonel . . . . .	5,069	4,947	119	2	1
Lieutenant Colonel . . . . .	12,713	11,696	1,008	5	4
Major . . . . .	18,388	13,948	4,422	12	6
Captain . . . . .	36,566	21,014	15,545	7	-
First Lieutenant . . . . .	9,753	1,691	8,059	3	-
Second Lieutenant . . . . .	13,110	1,848	11,262	-	-
<u>Warrant Officer-Total</u> . . . . .	<u>1</u>	<u>1</u>	-	-	-
Chief Warrant Officer, W-4 . . . . .	1	1	-	-	-
<u>AIRMAN-TOTAL</u> . . . . .	<u>456,409</u>	<u>455,937</u>	<u>327</u>	<u>145</u>	-
Chief Master Sergeant . . . . .	4,492	4,487	2	3	-
Senior Master Sergeant . . . . .	8,813	8,807	3	3	-
Master Sergeant . . . . .	32,838	32,826	10	2	-
Technical Sergeant . . . . .	52,046	52,038	7	1	-
Staff Sergeant . . . . .	98,944	98,937	2	5	-
Sergeant . . . . .	102,247	102,214	20	13	-
Airman 1st Class . . . . .	99,351	99,124	110	117	-
Airman . . . . .	26,628	26,599	28	1	-
Airman Basic . . . . .	31,050	30,905	145	-	-

a/ Excludes Functional Category X Personnel.

UNCLASSIFIED



TABLE 62 - USAF MILITARY PERSONNEL BY GRADE IN WHICH SERVING  
BY COMPONENT - WORLDWIDE - AT END OF QUARTER -  
FISCAL YEAR 1980 (Continued)

GRADE IN WHICH SERVING	TOTAL	REGULAR AIR FORCE	AIR FORCE RESERVE	AIR NATIONAL GUARD	US AIR FORCE
31 March 1980					
<u>WORLDWIDE-TOTAL (Incl USAFA Cadets)</u>	<u>a/ 557,896</u>	<u>512,682</u>	<u>40,949</u>	<u>176</u>	<u>11</u>
<u>USAFA CADET-TOTAL</u> . . . . .	<u>4,078</u>	-	-	-	-
<u>WORLDWIDE - TOTAL (Excl USAFA Cadets)</u> . . . . .	<u>553,818</u>	<u>512,682</u>	<u>40,949</u>	<u>176</u>	<u>11</u>
<u>Commissioned and Warrant Officer - Total</u> . . . . .	<u>96,428</u>	<u>55,769</u>	<u>40,603</u>	<u>45</u>	<u>11</u>
<u>Commissioned Officer-Total</u> . . . . .	<u>96,427</u>	<u>55,768</u>	<u>40,603</u>	<u>45</u>	<u>11</u>
<u>General Officer-Total</u> . . . . .	<u>353</u>	<u>352</u>	<u>1</u>	-	-
General . . . . .	12	12	-	-	-
Lieutenant General . . . . .	39	39	-	-	-
Major General . . . . .	124	123	1	-	-
Brigadier General . . . . .	178	178	-	-	-
Colonel . . . . .	5,210	5,030	176	3	1
Lieutenant Colonel . . . . .	12,916	11,859	1,048	5	4
Major . . . . .	18,538	14,061	4,457	14	6
Captain . . . . .	35,486	20,731	14,737	18	-
First Lieutenant . . . . .	9,506	1,890	7,611	5	-
Second Lieutenant . . . . .	14,418	1,845	12,573	-	-
<u>Warrant Officer-Total</u> . . . . .	<u>1</u>	<u>1</u>	-	-	-
Chief Warrant Officer, W-4 . . . . .	1	1	-	-	-
<u>AIRMAN-TOTAL</u> . . . . .	<u>457,390</u>	<u>456,913</u>	<u>346</u>	<u>131</u>	-
Chief Master Sergeant . . . . .	4,453	4,447	3	3	-
Senior Master Sergeant . . . . .	8,789	8,785	2	2	-
Master Sergeant . . . . .	32,777	32,760	16	1	-
Technical Sergeant . . . . .	51,921	51,915	5	1	-
Staff Sergeant . . . . .	98,392	98,383	3	6	-
Sergeant . . . . .	105,890	105,854	26	10	-
Airman 1st Class . . . . .	97,021	96,780	135	106	-
Airman . . . . .	31,016	30,874	140	2	-
Airman Basic . . . . .	27,131	27,115	16	-	-

a/ Excludes Finctional Category X Personnel.

UNCLASSIFIED

TABLE 62 - USAF MILITARY PERSONNEL BY GRADE IN WHICH SERVING  
 BY COMPONENT - WORLDWIDE - AT END OF QUARTER -  
 FISCAL YEAR 1980 (Continued)

GRADE IN WHICH SERVING	TOTAL	REGULAR AIR FORCE	AIR FORCE RESERVE	AIR NATIONAL GUARD	US AIR FORCE
30 June 1980					
<u>WORLDWIDE TOTAL (Incl USAFA Cadets)</u>	a/ <u>558,373</u>	<u>511,292</u>	<u>42,309</u>	<u>168</u>	<u>10</u>
USAFA CADET-TOTAL . . . . .	4,594	-	-	-	-
<u>WORLDWIDE-TOTAL (Excl USAFA Cadets)</u> . . . . .	<u>553,779</u>	<u>511,292</u>	<u>42,309</u>	<u>168</u>	<u>10</u>
<u>Commissioned and Warrant Officer - Total</u> . . . . .	<u>98,111</u>	<u>55,932</u>	<u>42,122</u>	<u>47</u>	<u>10</u>
<u>Commissioned Officer-Total</u> . . . . .	<u>98,110</u>	<u>55,931</u>	<u>42,122</u>	<u>47</u>	<u>10</u>
<u>General Officer-Total</u> . . . . .	<u>349</u>	<u>348</u>	<u>1</u>	-	-
General . . . . .	12	12	-	-	-
Lieutenant General . . . . .	39	39	-	-	-
Major General . . . . .	122	121	1	-	-
Brigadier General . . . . .	176	176	-	-	-
Colonel . . . . .	5,264	5,079	182	2	1
Lieutenant Colonel . . . . .	13,121	12,003	1,109	5	4
Major . . . . .	18,527	13,954	4,552	16	5
Captain . . . . .	35,662	20,956	14,685	21	-
First Lieutenant . . . . .	10,077	1,826	8,248	3	-
Second Lieutenant . . . . .	15,110	1,765	13,345	-	-
<u>Warrant Officer-Total</u> . . . . .	<u>1</u>	<u>1</u>	-	-	-
Chief Warrant Officer, W-4 . . . . .	1	1	-	-	-
<u>AIRMEN TOTAL</u> . . . . .	<u>455,668</u>	<u>455,360</u>	<u>187</u>	<u>121</u>	-
Chief Master Sergeant . . . . .	4,403	4,396	3	4	-
Senior Master Sergeant . . . . .	8,850	8,847	1	2	-
Master Sergeant . . . . .	33,045	33,026	17	2	-
Technical Sergeant . . . . .	51,720	51,712	6	2	-
Staff Sergeant . . . . .	98,910	98,904	3	3	-
Sergeant . . . . .	105,945	105,905	30	10	-
Airmen 1st Class . . . . .	95,497	95,295	105	97	-
Airmen . . . . .	32,254	32,246	8	-	-
Airmen Basic . . . . .	25,044	25,029	14	1	-

a/ Excludes Functional Category X Personnel.

UNCLASSIFIED

TABLE 62 - USAF MILITARY PERSONNEL BY GRADE IN WHICH SERVING  
 BY COMPONENT - WORLDWIDE - AT END OF QUARTER -  
 FISCAL YEAR 1980 (Continued)

GRADE IN WHICH SERVING	TOTAL	REGULAR AIR FORCE	AIR FORCE RESERVE	AIR NATIONAL GUARD	US AIR FORCE
30 September 1980					
<u>WORLD-WIDE-TOTAL</u> (Incl USAFA Cadets)	a/ <u>558,280</u>	<u>511,037</u>	<u>42,679</u>	<u>144</u>	<u>9</u>
USAFA CADET-TOTAL . . . . .	4,411	-	-	-	-
<u>WORLD-WIDE-TOTAL</u> (Excl USAFA Cadets) . . . . .	<u>553,869</u>	<u>511,037</u>	<u>42,679</u>	<u>144</u>	<u>9</u>
<u>Commissioned and Warrant Officer</u> <u>Total</u> . . . . .	<u>97,667</u>	<u>55,295</u>	<u>42,327</u>	<u>36</u>	<u>9</u>
<u>Commissioned Officer-Total</u> . . . . .	<u>97,667</u>	<u>55,295</u>	<u>42,327</u>	<u>36</u>	<u>9</u>
<u>General Officer-Total</u> . . . . .	<u>354</u>	<u>353</u>	<u>1</u>	-	-
General . . . . .	13	13	-	-	-
Lieutenant General . . . . .	39	39	-	-	-
Major General . . . . .	121	120	1	-	-
Brigadier General . . . . .	181	181	-	-	-
Colonel . . . . .	5,144	4,954	186	3	1
Lieutenant Colonel . . . . .	12,648	11,504	1,138	2	4
Major . . . . .	18,169	13,671	4,486	8	4
Captain . . . . .	35,294	20,634	14,640	20	-
First Lieutenant . . . . .	10,456	2,417	8,036	3	-
Second Lieutenant . . . . .	15,602	1,762	13,840	-	-
<u>Warrant Officer-Total</u> . . . . .	-	-	-	-	-
Chief Warrant Officer, W-4 . . . . .	-	-	-	-	-
<u>AIRMAN-TOTAL</u> . . . . .	<u>456,202</u>	<u>455,742</u>	<u>352</u>	<u>108</u>	-
Chief Master Sergeant . . . . .	4,578	4,570	4	4	-
Senior Master Sergeant . . . . .	9,084	9,078	4	2	-
Master Sergeant . . . . .	33,321	33,301	19	1	-
Technical Sergeant . . . . .	51,831	51,827	4	-	-
Staff Sergeant . . . . .	99,163	99,158	3	2	-
Sergeant . . . . .	103,472	103,396	48	28	-
Airman 1st Class . . . . .	98,163	98,019	74	70	-
Airman . . . . .	28,461	28,453	7	1	-
Airman Basic . . . . .	28,129	27,940	189	-	-

OPR: Systems Operations Division, Randolph Air Force Base, Texas

SOURCE: Military Personnel Strength Report, PMC-P264

a/ Excludes Functional Category X Personnel

TABLE 63 - USAF REGULAR COMMISSIONED OFFICERS BY GRADE IN WHICH SERVING, BY CONTROL BRANCH - WORLDWIDE - SEMI-ANNUAL - AS OF 31 MARCH 1980 AND 30 SEPTEMBER 1980

CONTROL BRANCH BY DATE	TOTAL	GEN	COL	LTC	MAJ	CPT	1LT	2LT
<u>31 MARCH 1980 - TOTAL</u> . . . . .	<u>55,768</u>	<u>352</u>	<u>5,030</u>	<u>11,859</u>	<u>14,061</u>	<u>20,731</u>	<u>1,890</u>	<u>1,845</u>
Line . . . . .	51,059	328	4,186	10,628	12,710	19,472	1,890	1,845
Chaplain . . . . .	440	2	93	161	120	64	-	-
Dental . . . . .	607	1	239	211	125	31	-	-
Judge Advocate . . . . .	638	5	101	150	214	168	-	-
Medical Professional . . . . .	752	15	254	253	160	70	-	-
Nurse . . . . .	969	1	45	190	303	430	-	-
Medical Service . . . . .	556	-	51	119	172	214	-	-
Veterinary . . . . .	2	-	2	-	-	-	-	-
Biomedical Sciences . . . . .	745	-	59	147	257	282	-	-
<u>30 SEPTEMBER 1980 - TOTAL</u> . . . . .	<u>55,295</u>	<u>353</u>	<u>4,954</u>	<u>11,504</u>	<u>13,671</u>	<u>20,634</u>	<u>2,417</u>	<u>1,762</u>
Line . . . . .	50,725	331	4,081	10,278	12,360	19,496	2,417	1,762
Chaplain . . . . .	414	1	92	144	126	51	-	-
Dental . . . . .	596	1	253	213	92	37	-	-
Judge Advocate . . . . .	624	5	97	155	216	151	-	-
Medical Professional . . . . .	729	14	271	252	124	68	-	-
Nurse . . . . .	934	1	50	180	324	379	-	-
Medical Service . . . . .	545	-	50	128	159	208	-	-
Veterinary . . . . .	-	-	-	-	-	-	-	-
Biomedical Sciences . . . . .	728	-	60	154	270	244	-	-

UNCLASSIFIED

UNCLASSIFIED

OPR: Systems Operations Division, Randolph Air Force Base, Texas  
 SOURCE: Officer Strength by Promotion Category, PMC-P738

TABLE 64 - USAF NON-REGULAR COMMISSIONED OFFICERS BY GRADE IN WHICH SERVING, BY CONTROL BRANCH - WORLDWIDE - SEMI-ANNUAL - AS OF 31 MARCH 1980 AND 30 SEPTEMBER 1980

CONTROL BRANCH BY DATE	TOTAL	GEN	COL	LTC	MAJ	CPT	1LT	2LT
<u>31 MARCH 1980 -TOTAL</u> . . . . .	<u>40,896</u>	<u>7</u>	<u>279</u>	<u>1,125</u>	<u>4,525</u>	<u>14,771</u>	<u>7,616</u>	<u>12,573</u>
Line . . . . .	31,572	7	98	538	3,125	9,725	6,179	11,900
Chaplain . . . . .	404	-	5	47	81	271	-	-
Dental . . . . .	876	-	5	10	118	742	1	-
Judge Advocate . . . . .	504	-	1	2	14	487	-	-
Medical Professional . . . . .	2,525	-	164	425	843	1,091	1	1
Nurse . . . . .	3,070	-	3	92	252	1,433	1,023	267
Medical Service . . . . .	614	-	3	1	43	211	149	207
Veterinary . . . . .	5	-	-	-	3	2	-	-
Biomedical Sciences . . . . .	1,326	-	-	10	46	809	263	198
<u>30 SEPTEMBER 1980 - TOTAL</u> . . . . .	<u>42,606</u>	<u>7</u>	<u>287</u>	<u>1,215</u>	<u>4,547</u>	<u>14,671</u>	<u>8,039</u>	<u>13,840</u>
Line . . . . .	32,784	7	101	588	3,293	8,978	6,540	13,277
Chaplain . . . . .	426	-	7	48	81	290	-	-
Dental . . . . .	981	-	5	14	136	825	1	-
Judge Advocate . . . . .	548	-	-	4	13	527	3	1
Medical Professional . . . . .	2,710	-	169	467	675	1,398	-	1
Nurse . . . . .	3,163	-	2	82	251	1,577	1,047	204
Medical Service . . . . .	635	-	2	3	42	211	155	222
Veterinary . . . . .	-	-	-	-	-	-	-	-
Biomedical Sciences . . . . .	1,359	-	1	9	56	865	293	135

UNCLASSIFIED

UNCLASSIFIED

OPR: Systems Operations Division, Randolph Air Force Base, Texas  
 SOURCE: Officer Strength by Promotion Category, PMC-P738

UNCLASSIFIED

TABLE 65 - USAF FEMALE PERSONNEL BY TYPE, BY GRADE  
IN WHICH SERVING - WORLDWIDE -  
AS OF 30 SEPTEMBER 1980

TYPE OF PERSONNEL BY GRADE	TOTAL	WOMEN IN THE AIR FORCE	AIR FORCE NURSE CORPS	OTHER MEDICAL
<u>TOTAL</u> . . . . .	<u>59,890</u>	<u>56,020</u>	<u>3,237</u>	<u>633</u>
<u>OFFICER - TOTAL</u> . . . . .	<u>8,493</u>	<u>4,623</u>	<u>3,237</u>	<u>633</u>
Major General . . . . .	1	1	-	-
Brigadier General . . . . .	2	1	1	-
Colonel . . . . .	60	9	46	5
Lieutenant Colonel . . . . .	314	54	225	35
Major . . . . .	737	131	492	114
Captain . . . . .	2,891	1,024	1,510	357
First Lieutenant . . . . .	1,920	1,037	832	51
Second Lieutenant . . . . .	2,568	2,366	131	71
<u>AIRMEN - TOTAL</u> . . . . .	<u>51,397</u>	<u>51,397</u>	-	-
Chief Master Sergeant . . . . .	12	12	-	-
Senior Master Sergeant . . . . .	28	28	-	-
Master Sergeant . . . . .	111	111	-	-
Technical Sergeant . . . . .	458	458	-	-
Staff Sergeant . . . . .	7,339	7,339	-	-
Sergeant . . . . .	15,171	15,171	-	-
Airman First Class . . . . .	17,468	17,468	-	-
Airman . . . . .	6,073	6,073	-	-
Airman Basic . . . . .	4,737	4,737	-	-

OPR: Systems Operations Division, Randolph Air Force Base, Texas  
SOURCE: Military Personnel Strength Report, PMC-P264

UNCLASSIFIED

TABLE 66 - USAF REGULAR OFFICERS BY YEAR GROUP BY GRADE  
AS OF 30 SEPTEMBER 1980

YEAR GROUP	TOTAL	GEN	COL	LTC	MAJ	CPT	1LT	2LT
GRAND TOTAL. . .	55,295	353	4,954	11,504	13,671	20,634	2,417	1,762
Under 1 Year. . .	883	-	-	-	-	5	-	878
1. . . . .	881	-	-	-	-	-	1	880
2. . . . .	969	-	-	-	-	16	950	3
3. . . . .	1,230	-	-	1	3	83	1,142	1
4. . . . .	2,462	-	-	2	6	2,132	322	-
5. . . . .	2,090	-	-	6	6	2,076	2	-
6. . . . .	2,211	-	1	6	8	2,196	-	-
7. . . . .	3,240	-	1	15	33	3,191	-	-
8. . . . .	2,628	-	1	18	73	2,536	-	-
9. . . . .	3,369	-	5	48	113	3,203	-	-
10. . . . .	2,843	-	4	49	210	2,580	-	-
11. . . . .	2,791	-	6	77	547	2,161	-	-
12. . . . .	2,677	-	6	83	2,418	170	-	-
13. . . . .	2,878	-	11	153	2,585	129	-	-
14. . . . .	2,974	-	26	186	2,639	123	-	-
15. . . . .	2,396	-	22	260	2,099	15	-	-
16. . . . .	2,618	-	72	1,648	888	10	-	-
17. . . . .	2,612	-	100	1,778	730	4	-	-
18. . . . .	2,664	-	124	1,892	644	4	-	-
19. . . . .	2,236	-	201	1,606	429	-	-	-
20. . . . .	1,791	1	277	1,277	236	-	-	-
21. . . . .	1,307	4	591	710	2	-	-	-
22. . . . .	1,083	6	630	446	1	-	-	-
23. . . . .	889	10	577	302	-	-	-	-
24. . . . .	917	20	608	289	-	-	-	-
25. . . . .	934	47	619	268	-	-	-	-
26. . . . .	644	51	414	179	-	-	-	-
27. . . . .	534	50	335	149	-	-	-	-
28. . . . .	304	51	196	56	-	1	-	-
29. . . . .	130	33	97	-	-	-	-	-
30. . . . .	55	37	18	-	-	-	-	-
31. . . . .	26	20	6	-	-	-	-	-
32. . . . .	8	7	1	-	-	-	-	-
33. . . . .	3	2	1	-	-	-	-	-
34. . . . .	11	9	2	-	-	-	-	-
35. . . . .	4	3	1	-	-	-	-	-
36. . . . .	2	1	1	-	-	-	-	-
37. . . . .	1	1	-	-	-	-	-	-

OPR: Systems Operations Division, Randolph Air Force Base, Texas  
SOURCE: Uniform Officer Record

UNCLASSIFIED

TABLE 67 - USAF NON-REGULAR OFFICERS BY YEAR GROUP BY GRADE  
AS OF 30 SEPTEMBER 1980

YEAR GROUP	TOTAL	GEN	COL	LTC	MAJ	CPT	1LT	2LT
<u>GRAND TOTAL</u> . .	<u>42,606</u>	<u>7</u>	<u>287</u>	<u>1,215</u>	<u>4,547</u>	<u>14,671</u>	<u>8,039</u>	<u>13,840</u>
Under 1 Year . .	6,436	-	-	11	28	854	307	5,236
1. . . . .	8,609	-	1	34	53	890	615	7,016
2. . . . .	6,072	-	1	39	130	1,227	3,375	1,300
3. . . . .	4,344	-	7	39	108	861	3,278	51
4. . . . .	2,371	-	35	73	82	1,662	436	83
5. . . . .	1,846	-	31	64	144	1,565	7	35
6. . . . .	2,616	-	33	56	54	2,448	5	20
7. . . . .	1,267	1	25	34	43	1,139	6	19
8. . . . .	1,478	1	19	27	48	1,365	3	15
9. . . . .	766	1	14	25	86	618	2	20
10. . . . .	864	1	14	21	69	743	2	14
11. . . . .	999	1	14	32	95	849	-	8
12. . . . .	1,153	-	10	32	722	382	-	7
13. . . . .	1,338	-	9	41	1,197	89	-	2
14. . . . .	489	1	14	32	424	10	-	8
15. . . . .	210	-	8	18	176	4	-	4
16. . . . .	417	-	7	111	296	3	-	-
17. . . . .	571	-	16	215	335	3	-	2
18. . . . .	495	-	11	218	264	2	-	-
19. . . . .	155	-	2	46	106	1	-	-
20. . . . .	71	-	5	23	43	-	-	-
21. . . . .	34	-	4	11	19	-	-	-
22. . . . .	2	-	-	2	-	-	-	-
23. . . . .	1	-	1	-	-	-	-	-
24. . . . .	1	-	1	-	-	-	-	-
25. . . . .	1	1	-	-	-	-	-	-

OPR: Systems Operations Division, Randolph Air Force Base, Texas  
SOURCE: Uniform Officer Record

UNCLASSIFIED



TABLE 68 - USAF MILITARY PERSONNEL DUTY LOCATION STRENGTH BY STATE,  
IN THE UNITED STATES - ANNUALLY - FISCAL YEAR 1980

STATE	30 SEP 80	STATE	30 SEP 80
<u>TOTAL</u> . . . . .	<u>416,241</u>		
Alabama . . . . .	4,510	Nebraska . . . . .	11,339
Alaska . . . . .	10,095	Nevada . . . . .	8,938
Arkansas . . . . .	8,615	New Hampshire . . . . .	3,401
Arizona . . . . .	14,830	New Jersey . . . . .	4,890
		New Mexico . . . . .	13,290
California . . . . .	50,001	New York . . . . .	8,467
Colorado . . . . .	13,746	North Carolina . . . . .	7,986
Connecticut . . . . .	81	North Dakota . . . . .	10,407
Delaware . . . . .	4,801	Ohio . . . . .	8,496
District of Columbia . . . . .	2,790	Oklahoma . . . . .	10,099
		Oregon . . . . .	208
Florida . . . . .	29,108		
		Pennsylvania . . . . .	376
Georgia . . . . .	6,858		
		Rhode Island . . . . .	48
Hawaii . . . . .	5,942		
		South Carolina . . . . .	11,828
Idaho . . . . .	4,087	South Dakota . . . . .	5,707
Illinois . . . . .	13,143		
Indiana . . . . .	2,398	Tennessee . . . . .	247
Iowa . . . . .	62	Texas . . . . .	52,387
Kansas . . . . .	3,588	Utah . . . . .	5,105
Kentucky . . . . .	234		
		Vermont . . . . .	31
Louisiana . . . . .	8,542	Virginia . . . . .	13,880
Maine . . . . .	3,260	Washington . . . . .	9,404
Maryland . . . . .	7,441	West Virginia . . . . .	55
Massachusetts . . . . .	2,253	Wisconsin . . . . .	160
Michigan . . . . .	6,669	Wyoming . . . . .	4,177
Minnesota . . . . .	1,117		
Mississippi . . . . .	13,377		
Missouri . . . . .	3,466		
Montana . . . . .	4,301		

Transients are included in state figures/totals.

Strengths reflected in these tables are by operating location and are not in agreement with location strengths based on assignment.

OPERATING LOCATION: A permanent duty station of an individual. A station is considered permanent if the orders specify a period of 3 months or longer. If no period is specified, the duty station is considered permanent. Official military strengths may be found in other tables in this section.

OPR: Systems Operations Division, Randolph Air Force Base, Texas

SOURCE: USAF Military and Civilian Strength by Location RCS: HAF-MPP(Q)7402

UNCLASSIFIED

TABLE 69 - USAF MILITARY PERSONNEL DUTY LOCATION STRENGTHS BY COUNTRY,  
OVERSEAS - END OF FISCAL YEAR 1980

COUNTRY	30 SEP 80	COUNTRY	30 SEP 80
<u>TOTAL</u> . . . . .	<u>138,719</u>		
Antigua . . . . .	1	Kenya . . . . .	8
Argentina . . . . .	7	Korea, Republic of . . . . .	8,770
Australia . . . . .	243	Kuwait . . . . .	1
Austria . . . . .	6	Lebanon . . . . .	4
Bahama Islands . . . . .	7	Liberia . . . . .	2
Belgium . . . . .	638	Malay . . . . .	2
Bolivia . . . . .	2	Mexico . . . . .	3
Brazil . . . . .	7	Morocco . . . . .	6
Bulgaria . . . . .	2	Netherlands . . . . .	1,634
Burma . . . . .	1	New Zealand . . . . .	11
Canal Zone . . . . .	1,887	Norway . . . . .	116
Canada . . . . .	249	Nigeria . . . . .	2
Chile . . . . .	1	Pakistan . . . . .	6
China . . . . .	3	Panama . . . . .	1
Columbia . . . . .	3	Paraguay . . . . .	1
Cuba . . . . .	3	Peru . . . . .	8
Czechoslovakia . . . . .	3	Philippine Islands . . . . .	7,757
Cyprus . . . . .	1	Poland . . . . .	2
Denmark . . . . .	18	Portugal . . . . .	989
Ecuador . . . . .	6	Puerto Rico . . . . .	43
El Salvador . . . . .	1	Romania . . . . .	2
Egypt . . . . .	434	Saudia Arabia . . . . .	150
Finland . . . . .	3	Seychelles Islands . . . . .	4
France . . . . .	20	Singapore . . . . .	1
Germany, Federal Republic of . .	35,043	South Africa, Republic of . .	3
Greece . . . . .	2,278	Spain . . . . .	4,973
Greenland . . . . .	287	St Helena . . . . .	1
Guam . . . . .	3,859	Sudan . . . . .	2
Guatemala . . . . .	2	Sweden . . . . .	5
Haiti . . . . .	1	Switzerland . . . . .	3
Honduras . . . . .	8	Taiwan . . . . .	1
Hong Kong . . . . .	5	Thailand . . . . .	22
Hungary . . . . .	1	Trust Territories of Pacific	25
Iceland . . . . .	1,049	Tunisia . . . . .	1
India . . . . .	4	Turkey . . . . .	4,003
Indonesia . . . . .	16	United Kingdom . . . . .	21,629
Ireland . . . . .	4	Uruguay . . . . .	1
Israel . . . . .	23	United Soviet Socialist Rep.	8
Italy . . . . .	4,115	Venezuela . . . . .	10
Japan . . . . .	14,380	Virgin Islands . . . . .	2
Johnston Island . . . . .	10		
Jordan . . . . .	9		

UNCLASSIFIED

TABLE 69 - USAF MILITARY PERSONNEL DUTY LOCATION STRENGTHS BY COUNTRY, OVERSEAS - END OF FISCAL YEAR 1980 (CONT)

COUNTRY	30 SEP 80
Wake Island . . . . .	7
West Berlin . . . . .	1,000
Yemen . . . . .	5
Yugoslavia. . . . .	6
Zaire . . . . .	5
Transients. . . . .	22,842
Unknown . . . . .	2

Strengths reflected in these tables are by operating location and are not in agreement with location strengths based on assignment.

OPERATING LOCATION: A permanent duty station of an individual. A station is considered permanent if the orders specify a period of 3 months or longer. If no period is specified, the duty station is considered permanent. Other military personnel strengths may be found in other tables in this section.

OPR: Systems Operations Division, Randolph Air Force Base, Texas

SOURCE: USAF Military and Civilian Strength by Location RCS: HAF-MPP(Q)7402

UNCLASSIFIED

TABLE 70 - USAF ENLISTED FORCE AGE BY GRADE - AS OF 30 SEPTEMBER 1980

AGE	TOTAL	CMS	SMS	MSG	TSG	SSG	SGT	A1C	AMN	AB
17.	16,086	-	-	-	-	-	4	2,708	2,590	10,784
18.	32,139	-	-	-	-	-	118	15,524	8,563	7,934
19.	39,131	-	-	-	-	1	2,063	26,132	6,789	4,146
20.	41,459	-	-	-	-	50	15,794	19,496	3,968	2,151
21.	37,362	-	-	-	1	668	21,365	11,786	2,376	1,166
22.	30,924	-	-	-	1	2,822	18,069	7,775	1,521	736
23.	26,026	-	-	-	10	5,831	13,753	5,038	943	451
24.	23,893	-	-	1	25	8,967	10,501	3,366	688	345
25.	21,270	-	-	3	71	10,544	7,600	2,439	426	187
26.	19,415	-	-	5	252	11,859	5,139	1,740	303	117
27.	17,694	-	1	9	585	12,132	3,498	1,153	231	85
28.	15,313	-	-	28	1,087	11,026	2,407	705	55	5
29.	13,190	-	-	86	2,354	9,022	1,494	220	5	9
30.	13,866	-	3	277	4,441	8,268	841	30	1	5
31.	13,069	-	10	639	5,951	6,058	383	26	1	1
32.	13,262	-	39	1,395	7,259	4,388	171	6	-	4
33.	11,166	2	96	1,973	6,304	2,681	105	3	1	1
34.	8,705	6	161	2,288	4,669	1,535	45	1	-	-
35.	9,215	30	365	3,318	4,488	987	23	4	-	-
36.	11,026	77	842	4,809	4,540	721	33	4	-	-
37.	10,528	127	1,077	5,074	3,681	547	19	2	-	1
38.	7,656	191	914	3,706	2,481	348	14	1	-	1
39.	5,700	205	850	2,811	1,548	270	14	2	-	-
40.	4,190	235	799	2,106	881	163	5	1	-	-
41.	3,420	351	853	1,587	518	103	7	1	-	-
42.	2,961	505	863	1,220	293	76	4	-	-	-
43.	2,308	569	722	815	166	35	1	-	-	-
44.	1,727	498	594	514	94	25	2	-	-	-
45.	1,228	461	408	303	42	14	-	-	-	-
46.	687	345	202	106	26	8	-	-	-	-
47.	538	322	118	70	25	3	-	-	-	-
48.	392	256	59	63	14	-	-	-	-	-
49.	283	186	42	44	6	5	-	-	-	-
50.	156	105	24	24	3	-	-	-	-	-
51.	91	52	15	17	5	2	-	-	-	-
52.	37	16	11	9	1	-	-	-	-	-
53.	41	18	8	9	4	2	-	-	-	-
54.	13	6	3	1	3	-	-	-	-	-
55.	35	15	5	11	2	2	-	-	-	-
<b>TOTAL FORCE</b>	<b>456,202</b>	<b>4,578</b>	<b>9,084</b>	<b>33,321</b>	<b>51,831</b>	<b>99,163</b>	<b>103,472</b>	<b>98,163</b>	<b>28,461</b>	<b>28,129</b>
<b>AVERAGE AGE</b>	<b>25.6</b>	<b>43.6</b>	<b>40.0</b>	<b>37.1</b>	<b>33.5</b>	<b>27.6</b>	<b>22.7</b>	<b>20.3</b>	<b>19.5</b>	<b>18.4</b>

OPR: Systems Operations Division, Randolph Air Force Base, Texas  
 SOURCE: Uniform Airmen Record

UNCLASSIFIED

TABLE 71 - USAF OFFICERS BY SEX, BY ETHNIC GROUP, BY GRADE -  
WORLDWIDE - AS OF 30 SEPTEMBER 1980

SEX	ETHNIC GROUP	TOTAL	GEN	COL	LTC	MAJ	CPT	1LT	2LT	WO
<u>TOTAL</u> . . . . .		<u>97,901</u>	<u>360</u>	<u>5,241</u>	<u>12,719</u>	<u>18,218</u>	<u>35,305</u>	<u>10,456</u>	<u>15,602</u>	-
<u>FEMALE</u> . . . . .		<u>8,493</u>	<u>3</u>	<u>60</u>	<u>314</u>	<u>737</u>	<u>2,891</u>	<u>1,920</u>	<u>2,568</u>	-
	Aleut . . . . .	-	-	-	-	-	-	-	-	-
	American Indian . . . . .	48	-	-	-	5	15	9	19	-
	Asian American . . . . .	57	-	-	1	7	20	12	17	-
	Chinese . . . . .	27	-	-	1	4	10	8	4	-
	Cuban Descent . . . . .	6	-	-	-	-	2	1	3	-
	Eskimo . . . . .	-	-	-	-	-	-	-	-	-
	Filipino . . . . .	61	-	-	4	29	17	4	7	-
	Japanese . . . . .	18	-	-	1	2	5	6	4	-
	Korean . . . . .	7	-	-	1	1	2	3	-	-
	Mexican American . . . . .	48	-	1	-	7	20	13	7	-
	None . . . . .	6,438	3	46	234	549	2,279	1,544	1,783	-
	Other . . . . .	953	-	12	60	125	395	160	201	-
	Puerto Rican . . . . .	66	-	-	6	2	26	17	15	-
	Spanish Descent . . . . .	36	-	1	4	3	16	5	7	-
	Unknown . . . . .	728	-	-	2	3	84	138	501	-
<u>MALE</u> . . . . .		<u>89,408</u>	<u>357</u>	<u>5,181</u>	<u>12,405</u>	<u>17,481</u>	<u>32,414</u>	<u>8,536</u>	<u>13,034</u>	-
	Aleut . . . . .	5	-	-	-	1	3	1	-	-
	American Indian . . . . .	501	1	23	71	89	185	60	72	-
	Asian American . . . . .	297	-	10	21	44	107	40	75	-
	Chinese . . . . .	148	1	9	10	24	65	14	25	-
	Cuban Descent . . . . .	64	-	2	4	8	28	13	9	-
	Eskimo . . . . .	13	-	-	1	5	6	1	-	-
	Filipino . . . . .	240	-	7	37	68	55	28	45	-
	Japanese . . . . .	284	-	13	41	77	86	26	41	-
	Korean . . . . .	41	-	1	6	6	14	4	10	-
	Mexican American . . . . .	512	1	10	44	83	228	62	84	-
	None . . . . .	71,094	255	3,775	9,365	13,840	26,806	7,420	9,633	-
	Other . . . . .	12,921	99	1,305	2,696	3,073	4,297	632	819	-
	Puerto Rican . . . . .	412	-	12	31	52	137	74	106	-
	Spanish Descent . . . . .	381	-	11	46	62	120	51	91	-
	Unknown . . . . .	2,495	-	3	32	49	277	110	2,024	-

UNCLASSIFIED

UNCLASSIFIED

TABLE 72 - USAF REGULAR OFFICERS BY SOURCE  
 COMMISSION, BY RACE, BY GRADE - AS OF 30 SEPTEMBER 1980

SOURCE OF COMMISSION	RACE	TOTALS	GEN	COL	LTC	MAJ	CPT	1LT	2LT	WO
<b>TOTAL</b> . . . . .		<b>55,295</b>	<b>353</b>	<b>4,954</b>	<b>11,504</b>	<b>13,671</b>	<b>20,634</b>	<b>2,417</b>	<b>1,762</b>	<b>-</b>
Citizen Mil Tng Corp. . . . .		1	-	-	-	1	-	-	-	-
	Caucasian.	1	-	-	-	1	-	-	-	-
	Black. . .	-	-	-	-	-	-	-	-	-
	Other. . .	-	-	-	-	-	-	-	-	-
Direct Appointment - Civ. . . . .		3,073	26	771	854	744	678	-	-	-
	Caucasian.	2,927	26	736	821	707	637	-	-	-
	Black. . .	108	-	26	23	28	31	-	-	-
	Other. . .	38	-	9	10	9	10	-	-	-
Direct Appointment - Mil. . . . .		253	4	51	66	55	77	-	-	-
	Caucasian.	244	4	46	64	54	76	-	-	-
	Black. . .	7	-	4	2	-	1	-	-	-
	Other. . .	2	-	1	-	1	-	-	-	-
Flying Training . . . . .		2,916	103	909	1,457	444	3	-	-	-
	Caucasian.	2,868	98	891	1,439	437	3	-	-	-
	Black. . .	32	4	13	11	4	-	-	-	-
	Other. . .	16	1	5	7	3	-	-	-	-
Officer Candidate School. . . . .		593	15	163	351	51	12	1	-	-
	Caucasian.	578	13	156	347	50	11	1	-	-
	Black. . .	12	2	7	1	1	1	-	-	-
	Other. . .	3	-	-	3	-	-	-	-	-
Officer Training School . . . . .		15,412	1	41	2,492	4,903	7,883	92	-	-
	Caucasian.	14,809	1	39	2,425	4,790	7,472	82	-	-
	Black. . .	494	-	2	56	77	351	8	-	-
	Other. . .	109	-	-	11	36	60	2	-	-
Reserve Officer Training Corp . . . . .		22,515	100	2,522	5,233	6,199	7,892	565	4	-
	Caucasian.	21,698	94	2,461	5,061	6,003	7,570	506	3	-
	Black. . .	581	4	37	116	133	243	48	-	-
	Other. . .	236	2	24	56	63	79	11	1	-
Thomasson Act . . . . .		1	-	-	1	-	-	-	-	-
	Caucasian.	1	-	-	1	-	-	-	-	-
	Black. . .	-	-	-	-	-	-	-	-	-
	Other. . .	-	-	-	-	-	-	-	-	-
US Air Force Academy. . . . .		9,594	3	151	789	1,184	3,965	1,753	1,749	-
	Caucasian.	9,216	3	151	781	1,168	3,842	1,667	1,604	-
	Black. . .	209	-	-	2	5	78	56	68	-
	Other. . .	169	-	-	6	11	45	30	77	-
US Military Academy . . . . .		582	71	177	142	70	121	1	-	-
	Caucasian.	575	71	177	140	70	117	-	-	-
	Black. . .	5	-	-	1	-	3	1	-	-
	Other. . .	2	-	-	1	-	1	-	-	-

UNCLASSIFIED

UNCLASSIFIED

TABLE 72 - USAF REGULAR OFFICERS BY SOURCE OF COMMISSION, BY RACE, BY GRADE - AS OF 30 SEPTEMBER 1980 (CONT)

SOURCE OF COMMISSION	RACE	TOTALS	GEN	COL	LTC	MAJ	CPT	1LT	2LT	WO
US Naval Academy . . . . .	. . . . .	354	30	169	119	20	2	5	9	-
	Caucasian.	352	30	168	119	20	2	5	8	-
	Black. . .	1	-	-	-	-	-	-	1	-
Health Professional Scholarship Program . . . . .	Other. . .	1	-	1	-	-	-	-	-	-
	. . . . .	1	-	-	-	-	1	-	-	-
	Caucasian.	1	-	-	-	-	1	-	-	-
	Black. . .	-	-	-	-	-	-	-	-	-
	Other. . .	-	-	-	-	-	-	-	-	-

UNCLASSIFIED

UNCLASSIFIED

TABLE 73 - USAF NON-REGULAR OFFICERS BY SOURCE OF COMMISSION,  
BY RACE, BY GRADE - AS OF 30 SEPTEMBER 1980

SOURCE OF COMMISSION	RACE	TOTALS	GEN	COL	LTC	MAJ	CPT	1LT	2LT	WO
<b>TOTAL</b> . . . . .		<u>42,606</u>	<u>7</u>	<u>287</u>	<u>1,215</u>	<u>4,547</u>	<u>14,671</u>	<u>8,039</u>	<u>13,840</u>	-
Citizen Mil Tng Corp. . . . .		<u>1</u>	-	-	-	-	<u>1</u>	-	-	-
	Caucasian.	<u>1</u>	-	-	-	-	<u>1</u>	-	-	-
	Black. . .	-	-	-	-	-	-	-	-	-
	Other. . .	-	-	-	-	-	-	-	-	-
Direct Appointment - Civ. . . . .		<u>8,007</u>	-	<u>195</u>	<u>593</u>	<u>1,075</u>	<u>4,713</u>	<u>1,120</u>	<u>311</u>	-
	Caucasian.	<u>7,106</u>	-	<u>184</u>	<u>511</u>	<u>853</u>	<u>4,256</u>	<u>1,016</u>	<u>286</u>	-
	Black. . .	<u>478</u>	-	<u>3</u>	<u>20</u>	<u>47</u>	<u>304</u>	<u>88</u>	<u>16</u>	-
	Other. . .	<u>423</u>	-	<u>8</u>	<u>62</u>	<u>175</u>	<u>153</u>	<u>16</u>	<u>9</u>	-
Direct Appointment - Mil. . . . .		<u>738</u>	-	<u>18</u>	<u>20</u>	<u>35</u>	<u>313</u>	<u>209</u>	<u>143</u>	-
	Caucasian.	<u>699</u>	-	<u>18</u>	<u>20</u>	<u>34</u>	<u>300</u>	<u>192</u>	<u>135</u>	-
	Black. . .	<u>30</u>	-	-	-	-	<u>9</u>	<u>14</u>	<u>7</u>	-
	Other. . .	<u>9</u>	-	-	-	<u>1</u>	<u>4</u>	<u>3</u>	<u>1</u>	-
Flying Training . . . . .		<u>237</u>	<u>4</u>	<u>27</u>	<u>68</u>	<u>132</u>	<u>6</u>	-	-	-
	Caucasian.	<u>230</u>	<u>4</u>	<u>26</u>	<u>67</u>	<u>127</u>	<u>6</u>	-	-	-
	Black. . .	<u>2</u>	-	<u>1</u>	<u>1</u>	-	-	-	-	-
	Other. . .	<u>5</u>	-	-	-	<u>5</u>	-	-	-	-
Officer Candidate School. . . . .		<u>57</u>	-	<u>7</u>	<u>8</u>	<u>12</u>	<u>21</u>	<u>6</u>	<u>3</u>	-
	Caucasian.	<u>54</u>	-	<u>7</u>	<u>8</u>	<u>11</u>	<u>20</u>	<u>5</u>	<u>3</u>	-
	Black. . .	<u>2</u>	-	-	-	-	<u>1</u>	<u>1</u>	-	-
	Other. . .	<u>1</u>	-	-	-	<u>1</u>	-	-	-	-
Officer Training School . . . . .		<u>16,561</u>	-	<u>2</u>	<u>285</u>	<u>1,647</u>	<u>4,071</u>	<u>2,122</u>	<u>8,434</u>	-
	Caucasian.	<u>14,993</u>	-	<u>2</u>	<u>266</u>	<u>1,582</u>	<u>3,757</u>	<u>1,914</u>	<u>7,472</u>	-
	Black. . .	<u>1,276</u>	-	-	<u>18</u>	<u>45</u>	<u>247</u>	<u>167</u>	<u>799</u>	-
	Other. . .	<u>292</u>	-	-	<u>1</u>	<u>20</u>	<u>67</u>	<u>41</u>	<u>163</u>	-
Reserve Officer Training Corp . . . . .		<u>16,788</u>	<u>2</u>	<u>33</u>	<u>234</u>	<u>1,632</u>	<u>5,399</u>	<u>4,557</u>	<u>4,931</u>	-
	Caucasian.	<u>15,143</u>	<u>2</u>	<u>32</u>	<u>213</u>	<u>1,516</u>	<u>5,012</u>	<u>3,961</u>	<u>4,407</u>	-
	Black. . .	<u>1,349</u>	-	<u>1</u>	<u>18</u>	<u>88</u>	<u>316</u>	<u>498</u>	<u>428</u>	-
	Other. . .	<u>296</u>	-	-	<u>3</u>	<u>28</u>	<u>71</u>	<u>98</u>	<u>96</u>	-
Thomasson Act . . . . .		<u>1</u>	-	-	-	-	<u>1</u>	-	-	-
	Caucasian.	<u>1</u>	-	-	-	-	<u>1</u>	-	-	-
	Black. . .	-	-	-	-	-	-	-	-	-
	Other. . .	-	-	-	-	-	-	-	-	-
US Air Force Academy. . . . .		<u>163</u>	-	<u>2</u>	<u>3</u>	<u>6</u>	<u>110</u>	<u>25</u>	<u>17</u>	-
	Caucasian.	<u>156</u>	-	<u>2</u>	<u>3</u>	<u>6</u>	<u>105</u>	<u>24</u>	<u>16</u>	-
	Black. . .	<u>2</u>	-	-	-	-	<u>2</u>	-	-	-
	Other. . .	<u>5</u>	-	-	-	-	<u>3</u>	<u>1</u>	<u>1</u>	-

UNCLASSIFIED

UNCLASSIFIED



TABLE 73 - USAF NON-REGULAR OFFICERS BY SOURCE OF COMMISSION,  
BY RACE, BY GRADE - AS OF 30 SEPTEMBER 1980 (CONT)

SOURCE OF COMMISSION	RACE	TOTALS	GEN	COL	LTC	MAJ	CPT	1LT	2LT	WO
US Military Academy . . . . .	Caucasian. . . . .	14	1	1	2	5	4	-	1	-
	Black. . . . .	14	1	1	2	5	4	-	1	-
	Other. . . . .	-	-	-	-	-	-	-	-	-
US Naval Academy. . . . .	Caucasian. . . . .	4	-	-	2	1	1	-	-	-
	Black. . . . .	4	-	-	2	1	1	-	-	-
	Other. . . . .	-	-	-	-	-	-	-	-	-
Health Professional Scholarship Program . . . . .	Caucasian. . . . .	35	-	2	-	2	31	-	-	-
	Black. . . . .	30	-	2	-	-	28	-	-	-
	Other. . . . .	5	-	-	-	2	3	-	-	-
	Other. . . . .	-	-	-	-	-	-	-	-	-

342-987 0 - 81 - 12

UNCLASSIFIED

UNCLASSIFIED

TABLE 74 - USAF OFFICERS BY MARITAL STATUS AND GRADE -  
AS OF 30 SEPTEMBER 1980

MARITAL STATUS	TOTAL	GEN	COL	LTC	MAJ	CPT	1LT	2LT	WO
TOTAL . . . . .	97,901	360	5,241	12,719	18,218	35,305	10,456	15,602	-
Annulled. . . . .	6	-	1	-	1	2	-	2	-
Divorced. . . . .	3,334	3	107	395	707	1,417	312	393	-
Legally Separated . . . . .	68	-	5	19	12	17	5	10	-
Married . . . . .	76,923	350	4,981	11,804	16,428	28,797	6,535	8,028	-
Single. . . . .	17,460	5	126	474	1,045	5,042	3,603	7,165	-
Widowed . . . . .	110	2	21	27	25	30	1	4	-

UNCLASSIFIED

UNCLASSIFIED

OPR: Systems Operations Division, Randolph Air Force Base, Texas  
SOURCE: Uniform Officer Record

TABLE 75 - USAF OFFICERS BY AERONAUTICAL RATING, ON FLYING STATUS - BY GRADE IN WHICH SERVING - WORLDWIDE - AT END OF QUARTER - FISCAL YEAR 1980				
AERONAUTICAL RATING AND GRADE	31 DEC 79	31 MAR 80	30 JUN 80	30 SEP 80
a/ <u>PILOT - TOTAL</u> . . . . .	<u>26,182</u>	<u>26,057</u>	<u>26,155</u>	<u>25,855</u>
General . . . . .	266	261	259	259
Colonel . . . . .	2,305	2,329	2,314	2,236
Lieutenant Colonel . . . . .	3,758	3,743	3,710	3,524
Major . . . . .	4,910	5,044	5,199	5,120
Captain . . . . .	11,034	10,494	10,652	10,248
First Lieutenant . . . . .	2,085	2,014	2,028	2,045
Second Lieutenant . . . . .	1,824	2,172	1,993	2,423
Warrant Officer . . . . .	-	-	-	-
a/ <u>NAVIGATOR - TOTAL</u> . . . . .	<u>11,469</u>	<u>11,342</u>	<u>11,284</u>	<u>11,031</u>
General . . . . .	14	14	13	16
Colonel . . . . .	629	632	628	602
Lieutenant Colonel . . . . .	2,066	2,072	2,027	1,867
Major . . . . .	1,965	1,927	1,913	1,854
Captain . . . . .	4,933	4,795	4,749	4,644
First Lieutenant . . . . .	902	865	923	947
Second Lieutenant . . . . .	960	1,037	1,031	1,101
Warrant Officer . . . . .	-	-	-	-
a/ <u>FLIGHT SURGEON - TOTAL</u> . . . . .	<u>801</u>	<u>806</u>	<u>808</u>	<u>778</u>
General . . . . .	1	1	-	-
Colonel . . . . .	202	226	236	228
Lieutenant Colonel . . . . .	267	243	256	236
Major . . . . .	164	171	143	133
Captain . . . . .	167	165	173	181
First Lieutenant . . . . .	-	-	-	-
Second Lieutenant . . . . .	-	-	-	-
Warrant Officer . . . . .	-	-	-	-

OPR: Systems Operations Division, Randolph Air Force Base, Texas

SOURCE: Military Personnel Strength, Worldwide, PMC-P738

a/ Figures based on CURR-AVN-SVC-CD, also includes Pilot and Navigator Trainees

UNCLASSIFIED

TABLE 76 - USAF OFFICERS BY AERONAUTICAL STATUS - WORLDWIDE - AT END OF QUARTER - FISCAL YEAR 1980				
RATING AND DESIGNATION	31 DEC 79	31 MAR 80	30 JUN 80	30 SEP 80
a/ <u>RATED - TOTAL</u> . . . . .	<u>38,461</u>	<u>38,211</u>	<u>38,255</u>	<u>37,664</u>
b/ <u>PILOT - TOTAL</u> . . . . .	<u>26,191</u>	<u>26,063</u>	<u>26,163</u>	<u>25,855</u>
Command . . . . .	5,872	5,769	5,650	5,402
Senior. . . . .	9,825	9,856	9,955	9,915
Pilot . . . . .	10,494	10,438	10,558	10,538
b/ <u>NAVIGATOR - TOTAL</u> . . . . .	<u>11,449</u>	<u>11,324</u>	<u>11,269</u>	<u>11,016</u>
Master. . . . .	3,328	3,293	3,198	2,992
Senior. . . . .	3,001	3,024	3,119	3,165
Navigator . . . . .	5,120	5,007	4,952	4,859
b/ <u>AIRCRAFT OBSERVER - TOTAL</u>	<u>20</u>	<u>18</u>	<u>15</u>	<u>15</u>
Master. . . . .	17	17	14	14
Senior. . . . .	1	-	-	1
Observer. . . . .	2	1	1	-
b/ <u>FLIGHT SURGEON - TOTAL</u> . .	<u>801</u>	<u>806</u>	<u>808</u>	<u>778</u>
Chief . . . . .	49	48	49	39
Senior. . . . .	84	82	83	78
Flight Surgeon. . . . .	668	676	676	661

OPR: Systems Operations Division, Randolph Air Force Base, Texas

SOURCE: Military Personnel Strength, Worldwide, PMC-P264

a/ Rates Officers in Flying Status 1, 3, and 6

b/ Includes Pilot and Navigator Trainees

UNCLASSIFIED

TABLE 77 - USAF OFFICERS BY AERONAUTICAL RATING ON FLYING STATUS,  
BY COMMAND - WORLDWIDE - AS OF 30 SEPTEMBER 1980

COMMAND AND FUNCTIONAL GROUP	TOTAL	a/PILOTS	a/NAVIGATOR OBSERVERS	FLIGHT SURGEON
<u>TOTAL</u> . . . . .	<u>37,664</u>	<u>25,855</u>	<u>11,031</u>	<u>778</u>
<u>PERMANENT PARTY - TOTAL</u> . . . . .	<u>32,931</u>	<u>22,459</u>	<u>9,803</u>	<u>669</u>
<u>CONTINENTAL US - TOTAL</u> . . . . .	<u>26,472</u>	<u>18,218</u>	<u>7,714</u>	<u>540</u>
Air Intelligence Service . . . . .	18	10	8	-
AF Accounting and Finance Center . . . . .	3	3	-	-
Air Force Audit Agency . . . . .	3	1	2	-
AF Inspection and Safety Center . . . . .	89	71	11	7
AF Engineering Services Center . . . . .	15	10	5	-
AF Communications Service . . . . .	128	90	38	-
Air Force Logistics Command . . . . .	448	265	147	36
AF Manpower and Personnel Center . . . . .	115	80	33	2
Air Force Systems Command . . . . .	1,401	934	378	89
AF Test and Evaluation Center, HQ . . . . .	103	62	40	1
Air Training Command . . . . .	3,445	2,887	490	68
Air Force Reserve . . . . .	55	39	16	-
Headquarters US Air Force . . . . .	662	496	165	1
Military Airlift Command . . . . .	5,190	4,001	1,092	97
Strategic Air Command . . . . .	7,547	3,999	3,446	102
Tactical Air Command . . . . .	6,026	4,485	1,435	106
United States Air Force Academy . . . . .	304	200	91	13
USAF Security Service . . . . .	75	24	51	-
Pacific Air Forces . . . . .	4	4	-	-
United States Air Force in Europe . . . . .	6	6	-	-
AF Element Other Activities . . . . .	604	399	192	13

UNCLASSIFIED

TABLE 77 - USAF OFFICERS BY AERONAUTICAL RATING ON FLYING STATUS,  
BY COMMAND - WORLDWIDE - AS OF 30 SEPTEMBER 1980 (CONT)

COMMAND AND FUNCTIONAL GROUP	TOTAL	a/PILOTS	a/NAVIGATOR OBSERVERS	FLIGHT SURGEON
<u>OVERSEAS - TOTAL</u> . . . . .	<u>6,459</u>	<u>4,241</u>	<u>2,089</u>	<u>129</u>
Air Intelligence Service . . . . .	2	2	-	-
Air Force Communications Service . .	34	27	7	-
Air Force Logistics Command . . . .	11	6	5	-
AF Office of Special Investigations	2	1	1	-
Air Force Systems Command . . . . .	106	79	27	-
AF Test and Evaluation Center HQ . .	2	-	2	-
Air Training Command . . . . .	8	5	3	-
Military Airlift Command . . . . .	968	710	253	5
Strategic Air Command . . . . .	479	235	241	3
Tactical Air Command . . . . .	148	114	31	3
USAF Security Service . . . . .	11	3	8	-
Alaskan Air Command . . . . .	234	144	76	14
Pacific Air Forces . . . . .	1,160	765	367	28
United States Air Force in Europe .	2,620	1,622	922	76
AF Elements Other Activities . . . .	674	528	146	-
<u>PIPELINE - TOTAL</u> . . . . .	<u>4,733</u>	<u>3,396</u>	<u>1,228</u>	<u>109</u>
<u>UNKNOWN TOTAL</u> . . . . .	<u>231</u>	<u>152</u>	<u>74</u>	<u>5</u>

OPR: Systems Operations Division, Randolph Air Force Base, Texas

SOURCE: Military Personnel Strength, Worldwide, PMC-264

a/ Includes Officer Pilot and Navigator Trainees

UNCLASSIFIED

TABLE 78 - USAF OFFICERS ON FLYING STATUS BY AERONAUTICAL RATING,  
 BY AGE - WORLDWIDE - AS OF 30 SEPTEMBER 1980

AGE GROUP	TOTAL	PILOT <u>a/</u>	NAVIGATORS & OBSERVERS <u>a/</u>	FLIGHT SURGEONS
<u>TOTAL.</u> . . . . .	<u>37,664</u>	<u>25,855</u>	<u>11,031</u>	<u>778</u>
20 - 24. . . . .	6,194	4,467	1,724	3
25 - 29. . . . .	8,928	5,938	2,847	143
30 - 34. . . . .	9,364	6,594	2,564	206
35 - 39. . . . .	6,659	4,627	1,907	125
40 - 44. . . . .	4,184	2,488	1,537	159
45 - 49. . . . .	2,054	1,559	423	72
50 - 54. . . . .	244	170	27	47
55 - 59. . . . .	37	12	2	23

a/ Figures based on CURR-AVN-SVC-CD and includes Pilot and Navigator Trainees  
 OPR: System Operations Division, Randolph Air Force Base, Texas  
 SOURCE: Uniform Officer Record

UNCLASSIFIED

UNCLASSIFIED

UNCLASSIFIED

TABLE 79 - ASSIGNED USAF OFFICERS BY OCCUPATIONAL FIELD  
 BASED ON DUTY SPECIALTY - WORLDWIDE -  
 AS OF 30 SEPTEMBER 1980

OCCUPATIONAL FIELD	ASSIGNED		
	TOTAL	PERMANENT PARTY	PIPELINE
<u>TOTAL</u> . . . . .	<u>97,901</u>	<u>88,620</u>	<u>9,281</u>
General Officer . . . . .	558	557	1
Commander and Director Specialties . . . . .	3,147	3,135	12
Pilot and Navigator Observer . . . . .	28,098	26,488	1,610
Aircraft Control . . . . .	441	373	68
Weapons Director . . . . .	2,026	1,888	138
Missile Operations . . . . .	3,189	3,005	184
Pilot Trainees . . . . .	2,230	3	2,227
Space System . . . . .	553	550	3
Audio - Visual . . . . .	120	118	2
Weather . . . . .	1,354	1,272	82
Scientific . . . . .	1,276	1,157	119
Acquisition Program Management . . . . .	1,817	1,790	27
Development Engineering . . . . .	4,469	4,082	387
Program Management . . . . .	170	170	-
Communications - Electronics . . . . .	3,387	3,000	387
Missile Maintenance . . . . .	466	451	15
Aircraft Maintenance/Avionics . . . . .	3,927	3,753	174
Navigator Trainee . . . . .	573	-	573
Civil Engineering . . . . .	1,837	1,765	72
Cartography . . . . .	82	80	2
Transportation . . . . .	988	962	26
Supply Services . . . . .	388	378	10
Supply Management . . . . .	1,403	1,372	31
Procurement Management . . . . .	1,422	1,349	73
Logistics Plans and Programs . . . . .	876	857	19
Financial . . . . .	1,246	1,227	19
Computer Technology . . . . .	2,732	2,637	95
Management Analysis . . . . .	219	216	3
Administration . . . . .	2,909	2,810	99
Personnel . . . . .	1,995	1,971	24
Manpower Management . . . . .	611	597	14
Education and Training . . . . .	713	691	22
Information . . . . .	608	594	14
Intelligence . . . . .	2,781	2,616	165
Security Police . . . . .	1,010	1,003	7
Special Investigations . . . . .	473	469	4
Band . . . . .	28	28	-
Legal . . . . .	1,182	1,166	16
Chaplain . . . . .	830	825	5
Medical . . . . .	12,174	10,779	1,395
Special Duty . . . . .	1,696	1,629	67
Social Actions Officer . . . . .	142	142	-
International Politico Military Affairs . . . . .	200	181	19
Disaster Preparedness . . . . .	176	175	1
Nuclear Weapons Custodian . . . . .	14	14	-
Student Officer Authorizations . . . . .	827	5	822
Patient . . . . .	13	1	12
Legal/Medical Student . . . . .	238	9	229
Unallotted . . . . .	20	15	5
Other . . . . .	267	265	2

OPR: Systems Operations Division, Randolph Air Force Base, Texas  
 SOURCE: Uniform Officer Record

UNCLASSIFIED



TABLE 80 - USAF OFFICERS BY GRADE, BY EDUCATION LEVEL - WORLDWIDE -  
AS OF 30 SEPTEMBER 1980

EDUCATION LEVEL	TOTAL	GEN	COL	LTC	MAJ	CPT	1LT	2LT	WO
TOTAL . . . . .	97,901	360	5,241	12,719	18,218	35,305	10,456	15,602	-
High School - GED . . . . .	3	-	1	-	1	-	-	1	-
High School - Civilian Certificate . . . . .	1	-	1	-	-	-	-	-	-
High School - Diploma . . . . .	166	2	38	73	51	1	-	1	-
Less Than 1 Year College . . . . .	23	-	5	9	8	-	-	1	-
1 Year, Less Than 2 Years College . . . . .	160	1	36	64	54	5	-	-	-
2 Years, Less Than 3 Years College . . . . .	204	6	57	81	44	11	2	3	-
3 Years, Less Than 4 Years College . . . . .	222	4	39	76	72	17	4	10	-
Associates Degree . . . . .	87	-	4	8	3	65	2	5	-
Registered Nurse . . . . .	1,156	-	4	66	204	687	169	26	-
Bachelor's Degree . . . . .	47,011	59	1,149	2,911	4,154	16,009	8,487	14,242	-
Bachelor's Degree Plus, No Graduate Degree . . . . .	4,780	6	152	434	1,078	2,431	527	152	-
Master's Degree . . . . .	32,698	234	2,551	7,009	10,307	11,050	885	662	-
Master's Degree Plus, No Doctorate Degree . . . . .	583	5	66	156	195	152	6	3	-
Doctorate (Except Honorary and Professional Degrees . . . . .	1,285	19	195	438	323	292	7	11	-
1st Professional Degree . . . . .	5,066	16	506	728	900	2,836	44	36	-
2nd Professional Degree . . . . .	1,626	7	397	497	459	265	1	-	-
3rd Professional Degree . . . . .	184	1	30	57	68	28	-	-	-
AFIT Bachelor Program . . . . .	170	-	-	-	16	72	14	68	-
AFIT Master Program . . . . .	870	-	1	10	47	537	134	141	-
AFIT Doctorate Program . . . . .	629	-	6	52	148	358	48	17	-
Unknown . . . . .	977	-	3	50	86	489	126	223	-

UNCLASSIFIED

UNCLASSIFIED

TABLE 81 - USAF ACTIVE MILITARY PERSONNEL BY GRADE TO WHICH PROMOTED -  
 WORLDWIDE - FY (TRANSITION QUARTER), FY 1977, FY 1978, FY 1979, AND FY 1980

GRADE TO WHICH PROMOTED	FISCAL YEARS AND TRANSITION QUARTER				
	TQ	1977	1978	1979	1980
Total. . . . .	<u>25,756</u>	<u>96,934</u>	<u>86,123</u>	<u>102,372</u>	<u>109,534</u>
Chief Master Sergeant (E-9). . . . .	272	984	1,011	989	1,213
Senior Master Sergeant (E-8) . . . . .	822	2,591	2,750	2,501	3,274
Master Sergeant (E-7). . . . .	2,317	9,414	7,051	8,488	9,351
Technical Sergeant (E-6) . . . . .	3,392	11,728	10,688	12,804	13,520
Staff Sergeant (E-5) . . . . .	4,104	21,937	21,839	25,866	25,722
Sergeant (E-4) . . . . .	14,849	50,280	42,784	51,724	56,454

UNCLASSIFIED

UNCLASSIFIED

OPR: Systems Operations Division, Randolph Air Force Base, Texas  
 SOURCE: Uniform Airmen Record

TABLE 82 - GAINS AND LOSSES OF USAF OFFICERS TO THE ACTIVE MILITARY STRENGTH -  
WORLDWIDE - FISCAL YEAR 1980

ITEM DESCRIPTION	TOTAL	COMMISSIONED OFFICERS			WARRANT OFFICERS	
		MALE	FEMALE	AFN/MS	MALE	FE-MALE
GAINS						
<u>TOTAL</u> . . . . .	<u>9,744</u>	<u>7,660</u>	<u>1,366</u>	<u>718</u>	-	-
<u>ADN</u> <u>TITLE</u>						
001    To EAD from AFRES (Initial Tour) . . . . .	3,517	2,500	350	667	-	-
002    To EAD from AFRES (Second or Subsequent Tour). . . . .	636	572	36	28	-	-
003    To EAD from ANG (Initial Tour) . . . . .	5	5	-	-	-	-
004    To EAD from ANG (Second or Subsequent Tour)	26	26	-	-	-	-
007    Commissioned from USMA, USN, or USAFA. . . . .	876	781	95	-	-	-
008    Recall to EAD of AFRES Officers who have been released and immediately recalled to EAD without a break in active military service. . . . .	1	1	-	-	-	-
012    Commissioned Officer from Enlisted Status (Initial Tour) . . . . .	59	41	-	18	-	-
017    Transferred from Army or Navy. . . . .	36	33	2	1	-	-
018    Commissioned from OTS through AECF . . . . .	142	137	5	-	-	-
019    Commissioned from OTS (Not AECF) . . . . .	4,392	3,514	877	1	-	-
029    Recall to EAD from the TDRL. . . . .	9	8	-	1	-	-
031    Deletion of Previously Reported Separation or an Entry in the AF Strength as a Result of Data or Strength Recon Involving Reen- listment Actions . . . . .	2	2	-	-	-	-
040    Appointed Reserve Officer (HPSP) . . . . .	3	3	-	-	-	-
131    Direct Appointment of AFRES from Civil Life and from Enlisted Status in Other Service (excludes reportables under ADN 134) . . . . .	7	6	-	1	-	-
134    Commissioned in AFRES upon completion of AFROTC program . . . . .	1	1	-	-	-	-
135    Transfer EAD to AFRES with no military service obligation (includes nonobligated Regular Officer) . . . . .	11	10	-	1	-	-
136    Transfer EAD to AFRES with military service obligation (includes obligated Regular Officer) . . . . .	2	2	-	-	-	-
142    Transfer from AFRES to ANG with no military service obligation . . . . .	15	15	-	-	-	-
151    Transferred from AFRES to ANG with military service obligation . . . . .	4	3	1	-	-	-

UNCLASSIFIED

TABLE 82 - GAINS AND LOSSES OF USAF OFFICERS TO THE ACTIVE MILITARY STRENGTH -  
WORLDWIDE - FISCAL YEAR 1980 (CONT)

ITEM DESCRIPTION	TOTAL	COMMISSIONED OFFICERS			WARRANT OFFICERS	
		MALE	FEMALE	AFN/ MS	MALE	FE- MALE
LOSSES						
<u>TOTAL</u> . . . . .	<u>8,002</u>	<u>7,238</u>	<u>240</u>	<u>523</u>	<u>1</u>	<u>-</u>
<u>SPD</u> <u>TITLE</u>						
BHK    Voluntary: In lieu of further proceedings or board action (Substandard Performance)	23	19	3	1	-	-
BKC    Voluntary resignation: In lieu of further proceedings or board action (homosexual)	4	3	1	-	-	-
BNC    Voluntary: In lieu of further proceedings or board action (unacceptable conduct)	22	19	1	2	-	-
B60    Voluntary resignation: In lieu of further proceedings or board action (homosexual)	1	1	-	-	-	-
DFS    Voluntary resignation: conduct triable by or in lieu of court martial.	10	8	1	1	-	-
FBK    Voluntary resignation: completion of active duty service commitments.	1,113	1,057	31	25	-	-
FCF    Voluntary resignation: to attend school	5	5	-	-	-	-
FCM    Voluntary resignation: conscientious objector	6	4	2	-	-	-
FDB    Voluntary resignation: hardship	18	14	2	2	-	-
FDF    Voluntary resignation: pregnancy	21	-	14	7	-	-
FGQ    Voluntary resignation: transfer to Reserve Forces (ANG)	3	3	-	-	-	-
FGY    Voluntary resignation: transfer to another DOD component.	8	7	1	-	-	-
FHC    Voluntary resignation: with authority to enlist in regular Air Force.	56	52	-	4	-	-
FND    Voluntary resignation: miscellaneous reasons.	142	120	10	12	-	-
F54    Voluntary resignation: retained due to dependent medical problems	6	6	-	-	-	-
F55    Voluntary resignation: seven-day option	262	255	2	5	-	-
F57    Voluntary resignation: transfer to Reserve Forces (AF Reserve).	2	2	-	-	-	-
GHK    Involuntary discharge: board action (Substandard performance).	6	5	-	1	-	-
GKC    Involuntary discharge: board action (Homosexual)	3	2	1	-	-	-
GNC    Involuntary discharge: board action (Unfitness/Unacceptable conduct)	16	15	-	1	-	-
JFL    For disability entitled to severance pay	18	13	2	3	-	-
JFM    For disability which existed prior to service no severance pay	10	6	1	3	-	-
JGB    Involuntary discharge: Regular Officer twice failed selection for promotion	83	79	1	3	-	-
JJD    Conviction by court martial (other than desertion)	2	2	-	-	-	-

UNCLASSIFIED

TABLE 82 - GAINS AND LOSSES OF USAF OFFICERS TO THE ACTIVE MILITARY STRENGTH -  
WORLDWIDE - FISCAL YEAR 1980 (CONT)

ITEM DESCRIPTION		TOTAL	COMMISSIONED OFFICERS			WARRANT OFFICERS	
			MALE	FEMALE	AFN/ MS	MALE	FE- MALE
LOSSES (CONT)							
<u>SPD</u>	<u>TITLE</u>						
KHK	Voluntary discharge: Substandard duty performance. . . . .	1	1	-	-	-	-
KNC	Voluntary discharge: Unfitness/Unacceptable conduct . . . . .	9	9	-	-	-	-
LBM	Involuntary release: insufficient retainability. . . . .	17	11	-	6	-	-
LGB	Involuntary release: nonselection for promotion or removal recommendation for promotion. . . . .	6	5	-	1	-	-
LGC	Involuntary release: not qualified for promotion to Temporary 1Lt . . . . .	220	200	6	14	-	-
LGJ	Involuntary release: disapproval of request for extension of active duty tour. . . . .	4	2	-	2	-	-
L51	Involuntary release: once nonselect for Temporary promotion. . . . .	3	1	2	-	-	-
MBK	Voluntary release: completion of active duty service commitments . . . . .	879	786	29	64	-	-
MCF	Voluntary release: to attend school . . . . .	6	4	-	2	-	-
MDF	Voluntary release: pregnancy. . . . .	53	-	25	28	-	-
MGQ	Voluntary release: transfer to Reserve Forces (ANG) . . . . .	1	1	-	-	-	-
MHC	Voluntary release: to enlist in Regular Air Force. . . . .	2	2	-	-	-	-
MND	Voluntary release: retained due to dependent medical problems. . . . .	8	8	-	-	-	-
M50	Voluntary release: completion of active duty statutory tour. . . . .	2	2	-	-	-	-
M51	Voluntary release: early release on arrival at CONUS port. . . . .	2	-	2	-	-	-
M57	Voluntary release: transfer to Reserve Forces (AF Reserve). . . . .	3	3	-	-	-	-
M65	Voluntary release: Miscellaneous reasons. . . . .	130	108	5	17	-	-
M66	Voluntary release: expiration of term of service. . . . .	808	575	57	176	-	-
PKB	Dropped from the rolls of the Air Force: Convicted by civil authorities . . . . .	1	1	-	-	-	-
RBB	Voluntary retirement: upon notification of mandatory retirement or placement on retired list age 60 with pay . . . . .	1	1	-	-	-	-
RBC	Voluntary retirement: after 30 years of service or upon notification of mandatory retirement maximum service . . . . .	79	76	-	2	1	-
RBD	Voluntary retirement: for years of service established by law . . . . .	2,953	2,876	9	68	-	-
RGB	Voluntary retirement: Nonselection permanent promotion. . . . .	35	33	-	2	-	-
RGK	Voluntary retirement: on established date . . . . .	214	173	3	38	-	-
SBB	Mandatory retirement: on established date maximum age. . . . .	7	6	-	1	-	-

UNCLASSIFIED

TABLE 82 - GAINS AND LOSSES OF USAF OFFICERS TO THE ACTIVE MILITARY STRENGTH -  
WORLDWIDE - FISCAL YEAR 1980 (CONT)

ITEM DESCRIPTION		TOTAL	COMMISSIONED OFFICERS			WARRANT OFFICERS	
			MALE	FEMALE	AFN/MS	MALE	FE-MALE
LOSSES (CONT)							
<u>SPD</u>	<u>TITLE</u>						
SBC	Mandatory retirement: on established date maximum years of service . . . . .	152	149	1	2	-	-
SFJ	Permanent disability retirement. . . . .	39	36	-	3	-	-
SFK	Placed on temporary disability retired list	102	84	7	11	-	-
SGB	Retired on established date nonselection permanent promotion. . . . .	113	109	1	3	-	-
675	Death - all causes . . . . .	43	42	1	-	-	-
689	Voluntary release: seven-day option . . .	200	178	9	13	-	-
693	Involuntary release: failure to complete flying - technical training. . . . .	55	45	10	-	-	-
695	Voluntary release: curtailment of active duty statutory tour. . . . .	14	14	-	-	-	-

OPR: Systems Operations Division and Officer Voluntary Separations Section, Randolph Air Force Base, Texas  
SOURCE: Uniform Officer Record

UNCLASSIFIED

TABLE 83 - GAINS AND LOSSES AND STATUS CHANGES OF AIRMEN TO USAF  
ACTIVE STRENGTH - WORLDWIDE - FISCAL YEAR 1980

ITEM DESCRIPTION	TOTAL	AIRMEN	
		MALE	FEMALE
<u>GAIN TOTAL</u> . . . . .	<u>79,567</u>	<u>64,420</u>	<u>15,147</u>
<u>ADN</u>			
001 To EAD from Air Force Reserve . . . . .	110	105	5
002 To EAD from Air National Guard . . . . .	1	1	-
004 Enlisted Nonprior Service, Option Alpha . . . . .	23,054	16,347	6,707
005 Enlisted with Prior Enlisted Active Military Service other than Avn Cadet . . . . .	2,836	2,605	231
006 Former Commissioned Officer and W/O Enlisted in Regular Air Force . . . . .	106	100	6
008 Enlisted for OCS or OTS . . . . .	3,328	2,498	830
009 To EAD from AFRES for One Year to Attend USAF Academy Prep School . . . . .	197	172	25
010 Gain of an Airman Disenrolled from Cadet Status in USAFA, USMA, USNA for Completion of Term of Service or Separation (PL614/56 and AFM 30-3) . . . . .	26	25	1
011 Former First-Term Airmen Reenlisting from Civilian Life Within Three Months Following Separation from the Air Force . . . . .	833	739	94
012 Enlisted Nonprior Service, Option BETA . . . . .	29,586	24,074	5,512
013 Enlisted Nonprior Service, Option CHARLIE . . . . .	4,472	4,050	422
014 Enlisted Nonprior Service, Option DELTA . . . . .	719	694	25
016 Enlisted Nonprior Service, Option FOXTROT . . . . .	5,655	5,086	569
018 Commissioned in Reg AF from SMSO through AECF, AFR 53-20 . . . . .	1,788	1,741	47
020 Returned from DFR - Desertion . . . . .	71	64	7
021 Returned from DFR - Prisoner . . . . .	26	25	1
023 Correction - Deletion of Previously Reported as Dropped from Unit Rolls . . . . .	17	14	3
024 Correction - Deletion of Previously Reported as Dropped from Unit Rolls - POW . . . . .	2	2	-
026 Release from Temporary Disability Retired List and Entered into EAD . . . . .	54	49	5
030 Correction/Deletion of Previously Reported Separation, or an Entry in the Air Force Strength as a Result of Data or Strength Recon not Involving Reenlistment Action . . . . .	115	93	22
031 Deletion of Previously Reported Separation or an Entry in the AF Strength as a Result of Data or Strength Recon Involving Reenlistment Actions . . . . .	7	7	-
050 Four Year Guaranteed Base of Choice . . . . .	3,954	3,584	370
051 Four Year Nonprior Service Applicant Enlisting from the USAFR - Does not Include DEP . . . . .	216	127	89
052 Four Year Nonprior Service Applicant Enlisting from the AND - Does not Include DEP . . . . .	220	155	65
053 Six Year Nonprior Service Applicant Enlisting from the USAFR - Does not Include DEP . . . . .	12	9	3
054 Six Year Nonprior Service Applicant Enlisting from the ANG - Does not Include DEP . . . . .	23	20	3
055 Six Year Guaranteed AFSC Accelerated Promotion Guaranteed Retraining . . . . .	1,559	1,538	21
059 Six Year Guaranteed AFSC Promotion Enlistment Bonus . . . . .	580	496	84

UNCLASSIFIED

TABLE 83 - GAINS AND LOSSES AND STATUS CHANGES OF AIRMEN TO  
 USAF ACTIVE MILITARY STRENGTH - WORLDWIDE - FISCAL YEAR 1980 (CONT)

ITEM DESCRIPTION	TOTAL	AIRMEN	
		MALE	FEMALE
<u>LOSS TOTAL</u> . . . . .	<u>82,353</u>	<u>72,629</u>	<u>9,724</u>
SPD			
EKF Misconduct - In Absentia - Desertion . . . . .	1	1	-
GFT Involuntary Discharge Exceeding AF Weight Standards - Board Hearing . . . . .	17	15	2
GKA Involuntary Discharge Misconduct, Frequent Involvement of Discreditable Nature with Civil or Military Authorities Board Hearing . . . . .	61	61	-
GKB Involuntary Discharge: Misconduct, Civil Court Disposition- Board Hearing . . . . .	119	115	4
GKC Involuntary Discharge: Misconduct, Homosexual Acts - Board Hearing . . . . .	7	4	3
GKE Involuntary Discharge: Misconduct, Failure to Pay Debts - Board Hearing . . . . .	3	3	-
GKG Involuntary Discharge: Misconduct, Fraudulent Enlistment - Board Hearing . . . . .	6	6	-
GKK Misconduct - Drug Abuse - Board Hearing . . . . .	108	105	3
GKL Misconduct - Sexual Perversion - Board Hearing . . . . .	13	13	-
GMB Unsuitable - Personality Disorder - Board Hearing . . . . .	18	12	6
GMD Unsuitable - General Inadaptability - Board Hearing . . . . .	1	1	-
GMF Unsuitable - Aberrant Tendencies - Board Hearing . . . . .	3	2	1
GMG Unsuitable - Failure in Alcohol Abuse Rehabilitation Pro- gram - Board Hearing . . . . .	10	10	-
GMH Unsuitable - Financial Irresponsibility - Board Hearing . . . . .	10	10	-
GMJ Unsuitable - Apathy, Defective Attitude - Board Hearing . . . . .	60	56	4
GML Unsuitable - Homosexual Tendencies - Preservice Board . . . . .	3	3	-
GMN Unsuitable - Unspecified - Board Hearing . . . . .	4	4	-
HFT Exceeding Air Force Weight Standards - Board Waiver . . . . .	226	191	35
HKA Misconduct - Frequent Involvement with Civil/Military Authorities - Board Waiver . . . . .	432	411	21
HKB Misconduct - Civil Court Disposition - Board Waiver . . . . .	119	115	4
HKC Misconduct - Homosexual Acts - Board Waiver . . . . .	41	25	16
HKE Misconduct - Failure to Pay Just Debts - Board Waiver . . . . .	5	4	1
HKF Misconduct - Desertion/Absence Without Leave - Trial Barred - Board Waiver . . . . .	2	2	-
HKG Misconduct - Fraudulent Enlistment - Board Waiver . . . . .	50	48	2
HKJ Misconduct - Established Pattern of Shirking-Board Waiver . . . . .	6	6	-
HKK Misconduct - Drug Abuse - Board Waiver . . . . .	240	221	19
HKL Misconduct - Sexual Perversion - Board Waiver . . . . .	31	19	12
HMB Unsuitable - Personality Disorder - Board Waiver . . . . .	731	568	163
HMD Unsuitable - General Inadaptability - Board Waiver . . . . .	11	10	1
HMF Unsuitable - Aberrant Tendencies - Board Waiver . . . . .	48	39	9
HMG Unsuitable - Failure in Alcohol Rehabilitation Program - Board Waiver . . . . .	83	82	1
HMH Unsuitable - Financial Irresponsibility - Board Waiver . . . . .	80	71	9
HMJ Unsuitable - Apathy, Defective Attitude - Board Waiver . . . . .	1,483	1,368	115
HML Unsuitable - Homosexual Tendencies - Board Waiver . . . . .	126	85	41
HMN Unsuitable - Unspecified - Board Waiver . . . . .	1	1	-
HMP Unsuitable - Unsanitary Habits - Board Waiver . . . . .	1	1	-
JBM Overseas Returnee, Lacks Retainability for Assignment . . . . .	626	515	111
JDF Failure to Meet Physical Standards for Enlistment - Pregnancy . . . . .	120	-	120
JDQ Inability to Perform Prescribed Duties Due to Parenthood . . . . .	32	6	26
JED CONUS Based Airmen Lacks Retainability for Assignment . . . . .	126	120	6
JEM Marginal Performer Assigned to Organizational Unit . . . . .	2,354	1,987	367
JET Marginal Performer Assigned to Recruit or Initial Training . . . . .	3,149	2,516	633

UNCLASSIFIED



TABLE 83 - GAINS AND LOSSES AND STATUS CHANGES OF AIRMEN TO USAF  
ACTIVE MILITARY STRENGTH - WORLDWIDE - FISCAL YEAR 1980 (CONT)

ITEM DESCRIPTION	TOTAL	AIRMEN	
		MALE	FEMALE
JFC Involuntary - Erroneous Enlistment. . . . .	520	410	110
JFF Directed by the Secretary of the Air Force. . . . .	2	2	-
JFL Disability, Entitled to Severance Pay . . . . .	464	378	86
JFM Involuntary Discharge - Physical Disability Without Severance Pay . . . . .	362	262	100
JFP Involuntary Discharge - Physical Disability Without Severance Pay . . . . .	3	3	-
JFU Involuntary - Failed to Meet Physical Standards for Enlist- ment. . . . .	280	220	60
JFV Condition (Not Physical Disability) which Interferes With Duty. . . . .	69	62	7
JHM Preservation of Good Order and Discipline . . . . .	9	8	1
JJC Conviction by Court-Martial (Desertion) . . . . .	6	5	1
JJD Conviction by Court-Martial (Other than Desertion). . . .	132	129	3
JKA Misconduct - Frequent Involvement with Civil/Military Authorities - Evaluation Officer. . . . .	875	847	28
JKB Misconduct - Civil Court Disposition - Evaluation Officer	118	114	4
JKC Misconduct - Homosexual Acts - Evaluation Officer . . . .	52	39	13
JKE Misconduct - Failure to Pay Just Debts - Evaluation Officer	8	7	1
JKG Misconduct - Fraudulent Enlistment - Evaluation Officer .	36	33	3
JKH Misconduct - Failure to Support Dependents - Evaluation Officer . . . . .	1	1	-
JKJ Misconduct - Established Pattern of Shirking - Evaluation Officer . . . . .	20	16	4
JKK Misconduct - Drug Abuse - Evaluation Officer. . . . .	887	829	58
JKL Misconduct - Sexual Perversion - Evaluation Officer . . . .	28	18	10
JMB Unsuitable - Personality Disorder - Evaluation Officer. . .	602	487	115
JMD Unsuitable - General Inadaptability - Evaluation Officer.	18	15	3
JMF Unsuitable - Aberrant Tendencies - Evaluation Officer . . .	36	19	17
JMG Unsuitable - Failure in Alcohol Rehabilitation Program - Evaluation Officer. . . . .	83	78	5
JMH Unsuitable - Financial Irresponsibility - Evaluation Officer . . . . .	66	62	4
JMJ Unsuitable - Apathy, Defective Attitude - Evaluation Officer . . . . .	2,868	2,684	184
JML Unsuitable - Homosexual Tendencies - Preservice - Evalua- tion Officer. . . . .	72	48	24
JMP Unsuitable - Unsanitary Habits - Evaluation Officer . . . .	2	2	-
JPB Personal Abuse of Drugs - Other Than Alcohol. . . . .	294	271	23
JL0 Lacks Retainability for Retraining. . . . .	62	55	7
JL1 Failure to Complete Prisoner Retraining Rehabilitation Program . . . . .	129	124	5
KBD Discharge from Enlisted Status and Retired as an Officer.	187	181	6
KBK Expiration Term of Service. . . . .	12,397	10,295	2,102
KCE Attend Medical/Dental School. . . . .	3	1	2
KCF Attend Educational Facility . . . . .	326	218	108
KCM Conscientious Objector. . . . .	68	64	4
KDB Hardship Reasons. . . . .	1,953	1,491	462
KDF Pregnancy or Childbirth . . . . .	1,526	-	1,526
KDM Early Release for Christmas . . . . .	183	149	34
KDQ Air Force Failure to Fulfill Enlistment Agreement . . . .	377	328	49
KEA From Extended Enlistment at Expiration of Original Term of Service . . . . .	12	10	2
KEB From Extended Enlistment - After End of Original Term of Service . . . . .	70	58	12
KEC Completed Extended Enlistment . . . . .	1,573	1,262	311
KFB Minority - Member Request . . . . .	1	1	-

UNCLASSIFIED

TABLE 83 - GAINS AND LOSSES AND STATUS CHANGES OF AIRMEN TO USAF  
ACTIVE MILITARY STRENGTH - WORLDWIDE - FISCAL YEAR 1980 (CONT)

ITEM DESCRIPTION	TOTAL	AIRMEN	
		MALE	FEMALE
KFC Voluntary - Erroneous Enlistment . . . . .	5	5	-
KFS Request for Discharge for the Good of the Service . . . . .	409	360	49
KFU Failed to Meet Physical Standards for Enlistment . . . . .	1,134	772	362
KGL Accept Direct Appointment of Recall to Active Duty as an Air Force Officer . . . . .	71	68	3
KGM Accept Commission in the Air Force from Officer Training Program . . . . .	4,584	3,699	885
KGN Accept Commission or Warrant Officer Appointment in Other Branch of Service . . . . .	23	22	1
KGX Accepted in Air Force Reserve Officer Training Corps . . . . .	439	394	45
KHD Failed to Complete Commissioning Program . . . . .	559	422	137
KND Request by Member - Miscellaneous Reasons . . . . .	769	540	229
LBM Overseas Returnee - Lacks Retainability for Assignment . . . . .	733	728	5
LED CONUS Based Airmen Lacks Retainability for Assignment . . . . .	49	49	-
MBK Expiration Term of Active Obligation Service . . . . .	16,281	16,105	176
MBN (ANGUS/USAFR) Release from Active Duty Completion of Required Service . . . . .	5	5	-
MCE Attend Medical/Dental School . . . . .	6	6	-
MCF Attend Educational Facility . . . . .	509	507	2
MDF Pregnancy or Childbirth . . . . .	101	-	101
MDM Early Release for Christmas . . . . .	281	281	-
MEA From Extended Enlistment at Expiration of Original Term of Service . . . . .	9	9	-
MEB Release from EAD after End of Original Term of Service . . . . .	102	101	1
MEC Complete Extended Enlistment . . . . .	1,312	1,303	9
MND Request by Member - Miscellaneous Reasons . . . . .	454	443	11
PGU Release to Attend Military Service Academy . . . . .	183	159	24
RBC Retired Thirty or More Years Service . . . . .	105	104	1
RBD Retired Twenty to Twenty-Eight Years Service . . . . .	12,267	12,239	28
SFJ Retired Physical Disability - Permanent . . . . .	112	108	4
SFK Retired Physical Disability - Temporary . . . . .	633	584	49
YDN Void Enlistment - Other Than Minority . . . . .	3	3	-
YFB Void Enlistment - Minority . . . . .	2	2	-
474 Deaths - All Causes . . . . .	398	370	28
475 Correction of Previously Reported Accession . . . . .	45	35	10
490 DFR - AWOL and Desertion . . . . .	112	95	17
491 DFR - Prisoner (NOT POW) . . . . .	33	31	2
493 Correction of Previously Reported Gain from DFR . . . . .	1	1	-
494 DFR - POW . . . . .	2	2	-
496 DFR - Prisoner, Court Martial (In US Disciplinary Barracks) . . . . .	92	91	1
497 DFR - Prisoner, Court Martial (In Bureau of Prisons) . . . . .	4	4	-
498 DFR - Confined by Civil Authorities . . . . .	16	16	-
715 Volunteered to Serve with Air Force Reserves . . . . .	402	334	68
716 Volunteered to Serve with Air National Guard of the United States . . . . .	401	340	61
781 Return from Overseas Within 30 Days of Expiration Term of Service . . . . .	870	697	173
782 Return from Overseas Within 30 Days of ETS . . . . .	1,490	1,477	13

OPR: Systems Operations Division, Randolph Air Force Base, Texas  
SOURCE: Uniform Airman Record

UNCLASSIFIED

TABLE 85 - GAINS AND LOSSES OF USAF AIRMEN, BY GRADE - WORLDWIDE -  
FISCAL YEAR 1980

	TOTAL	CMS	SMS	MSG	TSG	SSG	SGT	AMN FIRST CLASS	AMN	BASIC
<u>GAINS</u> . . . . .	<u>79,567</u>	<u>8</u>	<u>6</u>	<u>35</u>	<u>168</u>	<u>2,122</u>	<u>2,161</u>	<u>4,791</u>	<u>2,542</u>	<u>67,734</u>
MALE . . . . .	64,422	8	6	34	163	1,765	1,938	3,869	1,957	54,682
FEMALE . . . . .	15,145	-	-	1	5	357	223	922	585	13,052
<u>LOSSES</u> . . . . .	<u>82,353</u>	<u>1,182</u>	<u>1,839</u>	<u>5,935</u>	<u>4,453</u>	<u>14,325</u>	<u>31,796</u>	<u>8,513</u>	<u>4,851</u>	<u>9,459</u>
MALE . . . . .	72,629	1,179	1,835	5,916	4,436	12,681	28,286	6,634	4,039	7,623
FEMALE . . . . .	9,724	3	4	19	17	1,644	3,510	1,879	812	1,836

OPR: Systems Operations Division, Randolph Air Force Base, Texas  
SOURCE: Uniform Airman Record

UNCLASSIFIED

UNCLASSIFIED

TABLE 86 - LOSSES OF OFFICERS BY AERONAUTICAL STATUS,  
BY AGE GROUP - WORLDWIDE - FISCAL YEAR 1980

AERONAUTICAL RATING	TOTAL	AGE GROUP										
		23 and Younger	24 thru 26	27 thru 29	30 thru 32	33 thru 35	36 thru 38	39 thru 41	42 thru 44	45 thru 47	48 thru 50	51 and Older
<u>TOTAL</u> . . . . .	<u>8,002</u>	<u>25</u>	<u>229</u>	<u>1,213</u>	<u>1,321</u>	<u>835</u>	<u>474</u>	<u>545</u>	<u>1,121</u>	<u>852</u>	<u>742</u>	<u>645</u>
Pilots . . . . .	2,759	-	7	418	572	282	83	140	301	347	343	266
Observers . . . . .	14	-	-	-	-	-	-	-	-	3	3	8
Navigators . . . . .	1,248	-	10	120	190	94	36	153	270	198	111	66
Support . . . . .	3,872	25	212	668	552	443	349	244	538	290	265	286
Flight Surgeon . . .	109	-	-	7	7	16	6	8	12	14	20	19

UNCLASSIFIED

UNCLASSIFIED

OPR: Officer Voluntary Separation Section, Randolph Air Force Base, Texas  
SOURCE: Uniform Officer Record

TABLE 87 - USAF OFFICER LOSSES BY SOURCE OF COMMISSION, BY GRADE -  
FISCAL YEAR 1980

SOURCE OF COMMISSION	TOTAL	GEN	COL	LTC	MAJ	CPT	1LT	2LT	WO
<u>TOTAL</u> . . . . .	<u>8,002</u>	<u>58</u>	<u>954</u>	<u>1,784</u>	<u>1,083</u>	<u>3,711</u>	<u>253</u>	<u>152</u>	<u>1</u>
Direct Appointment - Civilian . . . . .	1,223	6	132	183	243	584	71	4	-
Direct Appointment - Military . . . . .	71	2	26	14	16	9	3	1	-
Flying Training . . . . .	1,014	21	312	427	247	7	-	-	-
Officer Candidate School . . . . .	203	-	45	122	34	2	-	-	-
Officer Training School . . . . .	1,565	-	1	68	211	1,173	44	68	-
Reserve Officer Training Corps . . . . .	3,235	8	350	856	298	1,527	126	70	-
US Air Force Academy . . . . .	493	-	4	40	23	402	9	15	-
US Military Academy . . . . .	102	18	44	30	3	7	-	-	-
US Naval Academy . . . . .	95	3	40	44	8	-	-	-	-
Warrant Officer . . . . .	1	-	-	-	-	-	-	-	1

UNCLASSIFIED

UNCLASSIFIED

OPR: Officer Voluntary Separations Section, Randolph Air Force Base, Texas  
SOURCE: Uniform Officer Record

TABLE 88 - ENLISTMENTS AND REENLISTMENTS BY GRADE, BY SEX -  
WORLDWIDE - FISCAL YEAR 1980

TYPE OF ENLISTMENT OR REENLISTMENT	TOTAL	CMS	SMS	MSG	TSG	SSG	SGT	AMN FIRST CLASS	AMN	AMN BASIC
TOTAL . . . . .	<u>104,531</u>	<u>753</u>	<u>1,700</u>	<u>5,608</u>	<u>10,290</u>	<u>17,297</u>	<u>8,193</u>	<u>4,370</u>	<u>1,911</u>	<u>54,409</u>
MALE - TOTAL a/ . . . . .	<u>88,880</u>	<u>749</u>	<u>1,696</u>	<u>5,597</u>	<u>10,211</u>	<u>16,162</u>	<u>7,041</u>	<u>3,504</u>	<u>1,488</u>	<u>42,432</u>
FEMALE - TOTAL. . . . .	<u>15,651</u>	<u>4</u>	<u>4</u>	<u>11</u>	<u>79</u>	<u>1,135</u>	<u>1,152</u>	<u>866</u>	<u>423</u>	<u>11,977</u>
NO PRIOR SERVICE ENLISTMENT -										
TOTAL . . . . .	<u>57,831</u>	-	-	-	-	-	<u>1</u>	<u>3,081</u>	<u>1,873</u>	<u>52,876</u>
MALE. . . . .	<u>45,165</u>	-	-	-	-	-	<u>1</u>	<u>2,407</u>	<u>1,458</u>	<u>41,299</u>
FEMALE. . . . .	<u>12,666</u>	-	-	-	-	-	-	<u>674</u>	<u>415</u>	<u>11,577</u>
ENLISTMENT FOR OFFICER TRAINING										
SCHOOL OR AVIATION CADET-TOTAL.	<u>3,328</u>	-	-	-	<u>11</u>	<u>1,190</u>	-	<u>566</u>	<u>29</u>	<u>1,532</u>
MALE. . . . .	<u>2,498</u>	-	-	-	<u>11</u>	<u>898</u>	-	<u>436</u>	<u>21</u>	<u>1,132</u>
FEMALE. . . . .	<u>830</u>	-	-	-	-	<u>292</u>	-	<u>130</u>	<u>8</u>	<u>400</u>
PRIOR SERVICE ENLISTMENT TOTAL. .										
MALE. . . . .	<u>3,801</u>	-	-	<u>10</u>	<u>138</u>	<u>871</u>	<u>2,067</u>	<u>705</u>	<u>9</u>	<u>1</u>
FEMALE. . . . .	<u>3,469</u>	-	-	<u>10</u>	<u>133</u>	<u>817</u>	<u>1,855</u>	<u>644</u>	<u>9</u>	<u>1</u>
FEMALE. . . . .	<u>332</u>	-	-	-	<u>5</u>	<u>54</u>	<u>212</u>	<u>61</u>	-	-
IMMEDIATE REENLISTMENT - TOTAL. .										
MALE. . . . .	<u>39,571</u>	<u>753</u>	<u>1,700</u>	<u>5,598</u>	<u>10,141</u>	<u>15,236</u>	<u>6,125</u>	<u>18</u>	-	-
FEMALE. . . . .	<u>37,748</u>	<u>749</u>	<u>1,696</u>	<u>5,587</u>	<u>10,067</u>	<u>14,447</u>	<u>5,185</u>	<u>17</u>	-	-
FEMALE. . . . .	<u>1,823</u>	<u>4</u>	<u>4</u>	<u>11</u>	<u>74</u>	<u>789</u>	<u>940</u>	<u>1</u>	-	-

a/ Includes 0 Enlistments for Aviation Cadets  
 OPR: Systems Operations Division, Randolph Air Force Base, Texas  
 SOURCE: USAF Personnel Reports, Military Personnel Strength, Worldwide, PMC-P264

UNCLASSIFIED

UNCLASSIFIED

TABLE 89 - ENLISTMENTS AND REENLISTMENTS BY TERM OF ENLISTMENT,  
BY SEX - WORLDWIDE - FISCAL YEAR 1980

TYPE OF ENLISTMENT OR REENLISTMENT	TOTAL	2 YEARS	3 YEARS	4 YEARS	5 YEARS	6 YEARS
<u>TOTAL</u> . . . . .	<u>104,531</u>	-	<u>3,739</u>	<u>90,065</u>	<u>2,256</u>	<u>8,471</u>
<u>MALE - TOTAL</u> a/ . . . . .	<u>88,880</u>	-	<u>3,728</u>	<u>75,141</u>	<u>2,198</u>	<u>7,813</u>
<u>FEMALE - TOTAL</u> . . . . .	<u>15,651</u>	-	<u>11</u>	<u>14,924</u>	<u>58</u>	<u>658</u>
<u>NO PRIOR SERVICE ENLISTMENT - TOTAL</u> . . . . .	<u>57,831</u>	-	-	<u>52,798</u>	-	<u>5,033</u>
Male . . . . .	<u>45,165</u>	-	-	<u>40,572</u>	-	<u>4,593</u>
Female . . . . .	<u>12,666</u>	-	-	<u>12,226</u>	-	<u>440</u>
<u>ENLISTMENT FOR OFFICER TRAINING SCHOOL OR AVIATION</u>						
<u>CADET - TOTAL</u> . . . . .	<u>3,328</u>	-	-	<u>3,328</u>	-	-
Male . . . . .	<u>2,498</u>	-	-	<u>2,498</u>	-	-
Female . . . . .	<u>830</u>	-	-	<u>830</u>	-	-
<u>PRIOR SERVICE ENLISTMENT - TOTAL</u> . . . . .	<u>3,801</u>	-	<u>12</u>	<u>3,662</u>	<u>36</u>	<u>91</u>
Male . . . . .	<u>3,469</u>	-	<u>11</u>	<u>3,343</u>	<u>28</u>	<u>87</u>
Female . . . . .	<u>332</u>	-	<u>1</u>	<u>319</u>	<u>8</u>	<u>4</u>
<u>IMMEDIATE REENLISTMENT - TOTAL</u> . . . . .	<u>39,571</u>	-	<u>3,727</u>	<u>30,277</u>	<u>2,220</u>	<u>3,347</u>
Male . . . . .	<u>37,748</u>	-	<u>3,717</u>	<u>28,728</u>	<u>2,170</u>	<u>3,133</u>
Female . . . . .	<u>1,823</u>	-	<u>10</u>	<u>1,549</u>	<u>50</u>	<u>214</u>

UNCLASSIFIED

UNCLASSIFIED

a/ Includes 0 Enlistments for Aviation Cadets

OPR: Systems Operations Division, Randolph Air Force Base, Texas  
SOURCE: Uniform Airmen Record

TABLE 90 - ENLISTMENTS BY EDUCATION LEVEL - BY QUARTER  
WORLDWIDE - FISCAL YEAR 1980

DATE AND TYPE OF ENLISTMENT	PERSONNEL BY CATEGORY												
	TOTAL			Non-High School or Non-Grad		High School Graduate		Less Than 2 Years College		2 or More Years College - No Degree		One or More Degrees	
	TOTAL	MALE	FEMALE	MALE	FEMALE	MALE	FEMALE	MALE	FEMALE	MALE	FEMALE	MALE	FEMALE
TOTAL a/ . . . . .	65,050	51,232	13,818	4,419	471	43,971	11,804	1,014	289	899	302	2,929	952
NO PRIOR SERVICE ENLISTMENT - TOTAL . . . . .	57,921	45,265	12,656	4,401	469	40,873	11,520	904	267	813	288	274	112
First Quarter(1Oct79-31Dec79).	12,088	8,924	3,164	581	125	8,186	2,969	24	9	85	33	48	28
Second Quarter(1Jan80-31Mar80)	13,519	9,906	3,613	662	160	8,748	3,286	232	54	194	85	70	28
Third Quarter(1Apr80-30Jun80).	13,187	9,987	3,200	560	112	8,850	2,831	301	124	198	105	78	28
Fourth Quarter(1Jul80-30Sep80)	19,127	16,448	2,679	598	72	15,089	2,434	347	80	336	65	78	28
PRIOR SERVICE ENLISTMENT-TOTAL	3,801	3,469	332	18	2	3,098	284	110	22	86	14	157	10
First Quarter. . . . .	831	745	86	3	-	679	80	24	5	20	1	19	-
Second Quarter . . . . .	1,285	1,171	114	2	-	1,020	97	31	9	33	3	85	5
Third Quarter. . . . .	1,013	939	74	9	1	851	63	26	2	22	5	31	2
Fourth Quarter . . . . .	672	614	58	4	1	548	44	29	6	11	5	22	2
ENLISTMENT FOR OFFICER TRAINING SCHOOL OR AVIATION CADET - TOTAL . . . . .	3,328	2,498	830	-	-	-	-	-	-	-	-	2,498	830
First Quarter. . . . .	787	614	173	-	-	-	-	-	-	-	-	614	173
Second Quarter . . . . .	985	733	252	-	-	-	-	-	-	-	-	733	252
Third Quarter. . . . .	738	520	218	-	-	-	-	-	-	-	-	520	218
Fourth Quarter . . . . .	818	631	187	-	-	-	-	-	-	-	-	631	187

a/ Excludes 0 Inductees (Unspecified USAF Component)  
OPR: Systems Operations Division, Randolph Air Force Base, Texas  
SOURCE: Uniform Airmen Record

UNCLASSIFIED

UNCLASSIFIED



TABLE 91 - NONPRIOR SERVICE ENLISTMENTS BY ARMED FORCES QUALIFICATION TEST (AFQT)  
 MENTAL CATEGORY - BY QUARTER - FISCAL YEAR 1980

ENLISTED BY DATE AND SEX	PERSONNEL BY CATEGORY													
	TOTAL		CATEGORY 1 (93-100)		CATEGORY 2 (65-92)		CATEGORY 3 (31-64)		CATEGORY 4 (21-30)		CATEGORY 5 (61-20)		CATEGORY UNKNOWN OR UNTESTED	
	NUMBER	PERCENT	NBR	PCT	NBR	PCT	NBR	PCT	NBR	PCT	NBR	PCT	NBR	PCT
TOTAL . . . . .	7,831	100.0	3,099	5.4	20,193	34.9	34,459	59.6	79	.1	-	-	1	.0
MALE - TOTAL a/ . . . . .	45,165	100.0	2,624	5.8	16,181	35.8	26,284	58.2	76	.2	-	-	-	-
FEMALE - TOTAL . . . . .	12,666	100.0	475	3.8	4,012	31.7	8,175	64.5	3	.0	-	-	1	.0
First Quarter (1 Oct - 31 Dec 79) - TOTAL . . . . .	12,088	100.0	699	5.8	4,338	35.9	7,044	58.3	7	.0	-	-	-	-
Male . . . . .	8,924	100.0	584	6.5	3,304	37.0	5,029	56.4	7	.1	-	-	-	-
Female . . . . .	3,164	100.0	115	3.6	1,034	32.7	2,015	63.7	-	-	-	-	-	-
Second Quarter (1 Jan - 31 Mar 80) - TOTAL . . . . .	13,529	100.0	905	6.7	5,011	37.0	7,600	56.2	12	.1	-	-	1	.0
Male . . . . .	9,906	100.0	751	7.6	3,875	39.1	5,269	53.2	11	.1	-	-	-	-
Female . . . . .	3,623	100.0	154	4.3	1,136	31.4	2,331	64.3	1	.0	-	-	1	.0
Third Quarter (1 Apr - 30 Jun 80) - TOTAL . . . . .	13,187	100.0	687	5.2	4,718	35.8	7,766	58.9	16	.1	-	-	-	-
Male . . . . .	9,987	100.0	567	5.7	3,686	36.9	5,718	57.3	16	.1	-	-	-	-
Female . . . . .	3,200	100.0	120	3.8	1,032	32.2	2,048	64.0	-	-	-	-	-	-
Fourth Quarter (1 Jul - 30 Sep 80) - TOTAL . . . . .	19,027	100.0	808	4.3	6,126	32.2	12,049	63.3	44	.2	-	-	-	-
Male . . . . .	16,348	100.0	722	4.4	5,316	32.5	10,268	62.8	42	.3	-	-	-	-
Female . . . . .	2,679	100.0	86	3.2	810	30.2	1,781	66.5	2	.1	-	-	-	-

UNCLASSIFIED

UNCLASSIFIED

a/ Includes 0 Inductees (Unspecified USAF Component)  
 OPR: Systems Operations Division, Randolph Air Force Base, Texas  
 SOURCE: Uniform Airmen Record

TABLE 92 - USAF RETIRED MILITARY PERSONNEL BY PAY GRADE,  
BY TYPE OF RETIREMENT - BY COMPONENT - AS OF  
30 SEPTEMBER 1980

GRADES FOR PAY	TOTAL	TYPE OF RETIREMENT					
		NONDISABILITY		TEMPORARY DISABILITY		PERMANENT DISABILITY	
		REGULAR	a/ NON-REGULAR	REGULAR	NON-REGULAR	REGULAR	NON-REGULAR
<b>TOTAL . . . . .</b>	<b>480,104</b>	<b>350,002</b>	<b>70,190</b>	<b>2,611</b>	<b>134</b>	<b>45,677</b>	<b>11,490</b>
<b>OFFICER - TOTAL . . . . .</b>	<b>129,399</b>	<b>48,496</b>	<b>63,443</b>	<b>182</b>	<b>113</b>	<b>6,194</b>	<b>10,971</b>
General . . . . .	1,518	901	222	5	-	377	13
Colonel . . . . .	21,567	13,578	5,458	28	2	1,976	525
Lieutenant Colonel . . . . .	56,547	22,506	29,484	55	9	2,264	2,229
Major . . . . .	32,025	8,034	21,000	40	14	717	2,220
Captain . . . . .	7,170	856	3,615	45	64	372	2,218
First Lieutenant . . . . .	3,581	185	1,061	5	18	78	2,234
Second Lieutenant . . . . .	1,280	46	308	3	6	15	902
Warrant Officer . . . . .	5,711	2,390	2,295	1	-	395	630
<b>AIRMAN - TOTAL . . . . .</b>	<b>350,705</b>	<b>301,506</b>	<b>6,747</b>	<b>2,429</b>	<b>21</b>	<b>39,483</b>	<b>519</b>
Chief Master Serget	20,515	17,857	1,088	40	2	1,455	73
Senior Master Sergeant	33,679	29,788	1,535	45	1	2,171	139
Master Sergeant . . . . .	119,023	108,688	2,426	140	-	7,731	38
Technical Sergeant . . . . .	111,562	102,159	1,115	181	1	8,051	55
Staff Sergeant . . . . .	50,920	40,782	541	415	6	9,108	68
Sergeant . . . . .	7,907	1,941	30	686	3	5,210	37
Airman First Class . . . . .	4,591	210	8	618	2	3,702	51
Airman . . . . .	1,973	48	2	172	4	1,707	40
Airman Basic . . . . .	524	33	2	132	2	337	18
Aviation Cadet . . . . .	11	-	-	-	-	11	-

a/ Includes TITLE III

OPR: Systems Operation Division, Randolph Air Force Base, Texas

SOURCE: USAF Retired Officers and Airmen by Grade and Type Retirement, PMC-P622

UNCLASSIFIED

TABLE 93 - DISTRIBUTION OF USAF REGULAR (MALE AND FEMALE) LINE AND OTHER  
THAN LINE COMMISSIONED OFFICERS BY PERMANENT GRADE AND  
TEMPORARY GRADE IN WHICH SERVING -  
AS OF 30 SEPTEMBER 1980

PERMANENT GRADE	GRADE IN WHICH SERVING										
	TOTAL	GEN	LT GEN	MAJ GEN	BRIG GEN	COL	LT COL	MAJ	CPT	1LT	2LT
<u>TOTAL . . . .</u>	<u>55,295</u>	<u>13</u>	<u>39</u>	<u>120</u>	<u>181</u>	<u>4,954</u>	<u>11,504</u>	<u>13,671</u>	<u>20,634</u>	<u>2,417</u>	<u>1,762</u>
MAJ GEN . .	69	13	33	23	-	-	-	-	-	-	-
BRIG GEN. .	84	-	5	66	13	-	-	-	-	-	-
COL . . . .	2,036	-	1	31	150	1,854	-	-	-	-	-
LT COL. . .	6,085	-	-	-	18	2,751	3,316	-	-	-	-
MAJ . . . .	15,410	-	-	-	-	347	7,917	7,146	-	-	-
CAPT. . . .	20,327	-	-	-	-	2	270	6,510	13,545	-	-
1LT . . . .	8,394	-	-	-	-	-	1	15	6,997	1,381	-
2LT . . . .	2,890	-	-	-	-	-	-	-	92	1,036	1,762

25,460 SERVING ONE GRADE ABOVE PERMANENT GRADE

791 SERVING TWO GRADES ABOVE PERMANENT GRADE

4 SERVING THREE GRADES ABOVE PERMANENT GRADE

- SERVING FOUR GRADES ABOVE PERMANENT GRADE

OPR: Systems Operations Division, Randolph Air Force Base, Texas  
SOURCE: Uniform Officer Record

UNCLASSIFIED

TABLE 94 - DISTRIBUTION OF USAF NON-REGULAR (MALE AND FEMALE) LINE AND OTHER THAN LINE COMMISSIONED OFFICERS BY PERMANENT GRADE AND TEMPORARY GRADE IN WHICH SERVING - AS OF 30 SEPTEMBER 1980

PERMANENT GRADE	GRADE IN WHICH SERVING										
	TOTAL	GEN	LT GEN	MAJ GEN	BRIG GEN	COL	LT COL	MAJ	CPT	1LT	2LT
<u>TOTAL . . . .</u>	<u>42,606</u>	-	-	<u>5</u>	<u>2</u>	<u>287</u>	<u>1,215</u>	<u>4,547</u>	<u>14,671</u>	<u>8,039</u>	<u>13,840</u>
MAJ GEN . . .	6	-	-	5	-	-	-	-	1	-	-
BRIG GEN. . .	2	-	-	-	2	-	-	-	-	-	-
COL . . . . .	321	-	-	-	-	260	56	5	-	-	-
LT COL. . . .	1,117	-	-	-	-	23	928	165	1	-	-
MAJ . . . . .	4,404	-	-	-	-	4	225	4,090	85	-	-
CPT . . . . .	12,902	-	-	-	-	-	6	283	12,584	29	-
1LT . . . . .	6,403	-	-	-	-	-	-	3	1,673	4,721	6
2LT . . . . .	17,451	-	-	-	-	-	-	1	327	3,289	13,834

5,493 SERVING ONE GRADE ABOVE PERMANENT GRADE

340 SERVING TWO GRADES ABOVE PERMANENT GRADE

1 SERVING THREE GRADES ABOVE PERMANENT GRADE

- SERVING FOUR GRADES ABOVE PERMANENT GRADE

OPR: Systems Operations Division, Randolph Air Force Base, Texas  
SOURCE: Uniform Officer Record

TABLE 96 - NONBATTLE DEATHS OF USAF OFFICERS AND AIRMEN BY GRADE  
 IN WHICH SERVING AT TIME OF DEATH - WORLDWIDE -  
 SEMIANNUALLY - FISCAL YEAR 1980

GRADE	OFFICER DEATHS			GRADE	AIRMAN DEATHS		
	TOTAL	First Half FY 80 1 Oct 79 thru 31 Mar 80	Last Half FY 80 1 Apr 80 thru 30 Sep 80		TOTAL	First Half FY 80 1 Oct 79 thru 31 Mar 80	Last Half FY 80 1 Apr 80 thru 30 Sep 80
<u>TOTAL</u> . . . . .	<u>87</u>	<u>44</u>	<u>43</u>	<u>TOTAL</u> . . . . .	<u>351</u>	<u>174</u>	<u>177</u>
General . . . . .	-	-	-	Chief Master Sergeant	9	3	6
Colonel . . . . .	7	3	4	Senior Master Sergeant	11	9	2
Lieutenant Colonel .	12	7	5	Master Sergeant . . .	22	12	10
Major . . . . .	15	9	6	Technical Sergeant .	30	16	14
Captain . . . . .	39	20	19	Staff Sergeant . . .	52	25	27
First Lieutenant . .	8	3	5	Sergeant . . . . .	87	42	45
Second Lieutenant . .	6	2	4	Airman First Class .	98	45	53
				Airman . . . . .	28	15	13
				Airman Basic . . . . .	14	7	7

OPR: Asst Casualty Matters (MPCC), Randolph Air Force Base, Texas  
 SOURCE: Casualty History File

UNCLASSIFIED

UNCLASSIFIED

TABLE 97 - NONBATTLE DEATHS OF USAF OFFICERS BY AGE GROUP, BY GRADE  
 IN WHICH SERVING AT TIME OF DEATH - WORLDWIDE -  
 SEMIANNUALLY - FISCAL YEAR 1980

GRADE	TOTAL	AGE GROUP							
		20 thru 24	25 thru 29	30 thru 34	35 thru 39	40 thru 44	45 thru 49	50 thru 54	55 and Older
<u>TOTAL</u> . . . . .	<u>87</u>	<u>4</u>	<u>27</u>	<u>22</u>	<u>14</u>	<u>8</u>	<u>5</u>	<u>5</u>	<u>2</u>
<u>First Half FY 80 - TOTAL</u> . . . . .	<u>44</u>	<u>2</u>	<u>13</u>	<u>10</u>	<u>8</u>	<u>6</u>	<u>2</u>	<u>2</u>	<u>1</u>
General . . . . .	-	-	-	-	-	-	-	-	-
Colonel . . . . .	3	-	-	-	-	1	-	1	1
Lieutenant Colonel . . . . .	7	-	-	-	-	4	2	1	-
Major . . . . .	9	-	1	1	6	1	-	-	-
Captain . . . . .	20	-	9	9	2	-	-	-	-
First Lieutenant . . . . .	3	-	3	-	-	-	-	-	-
Second Lieutenant . . . . .	2	2	-	-	-	-	-	-	-
Warrant Officer . . . . .	-	-	-	-	-	-	-	-	-
<u>Last Half FY 80 - TOTAL</u> . . . . .	<u>43</u>	<u>2</u>	<u>14</u>	<u>12</u>	<u>6</u>	<u>2</u>	<u>3</u>	<u>3</u>	<u>1</u>
General . . . . .	-	-	-	-	-	-	-	-	-
Colonel . . . . .	4	-	-	-	-	-	1	3	-
Lieutenant Colonel . . . . .	5	-	-	-	2	-	2	-	1
Major . . . . .	6	-	-	2	3	1	-	-	-
Captain . . . . .	19	-	7	10	1	1	-	-	-
First Lieutenant . . . . .	5	-	5	-	-	-	-	-	-
Second Lieutenant . . . . .	4	2	2	-	-	-	-	-	-
Warrant Officer . . . . .	-	-	-	-	-	-	-	-	-

OPR: Asst Casualty Matters (MPCC), Randolph Air Force Base, Texas  
 SOURCE: Casualty History File

UNCLASSIFIED

UNCLASSIFIED

TABLE 98 - NONBATTLE DEATHS OF USAF AIRMEN BY AGE, BY GRADE  
IN WHICH SERVING AT TIME OF DEATH - WORLDWIDE -  
SEMIANNUALLY - FISCAL YEAR 1980

GRADE	TOTAL	AGE GROUP								
		17 thru 19	20 thru 24	25 thru 29	30 thru 34	35 thru 39	40 thru 44	45 thru 49	50 thru 54	55 and Older
TOTAL . . . . .	351	28	167	65	26	38	16	10	1	-
First Half FY 80 - TOTAL . . . . .	174	15	79	34	10	22	8	5	1	-
Chief Master Sergeant . . . . .	3	-	-	-	-	-	1	2	-	-
Senior Master Sergeant . . . . .	9	-	-	-	-	4	4	1	-	-
Master Sergeant . . . . .	12	-	-	-	-	7	2	2	1	-
Technical Sergeant . . . . .	16	-	-	-	5	10	1	-	-	-
Staff Sergeant . . . . .	25	-	1	18	5	1	-	-	-	-
Sergeant . . . . .	42	-	30	12	-	-	-	-	-	-
Airman First Class . . . . .	45	6	37	2	-	-	-	-	-	-
Airman . . . . .	15	8	5	2	-	-	-	-	-	-
Airman Basic . . . . .	7	1	6	-	-	-	-	-	-	-
Last Half FY 80 - TOTAL . . . . .	177	13	88	31	16	16	8	5	-	-
Chief Master Sergeant . . . . .	6	-	-	-	-	-	3	3	-	-
Senior Master Sergeant . . . . .	2	-	-	-	-	-	-	2	-	-
Master Sergeant . . . . .	10	-	-	-	2	3	5	-	-	-
Technical Sergeant . . . . .	14	-	-	-	5	9	-	-	-	-
Staff Sergeant . . . . .	27	-	5	9	9	4	-	-	-	-
Sergeant . . . . .	45	-	29	16	-	-	-	-	-	-
Airman First Class . . . . .	53	5	44	4	-	-	-	-	-	-
Airman . . . . .	13	5	6	2	-	-	-	-	-	-
Airman Basic . . . . .	7	3	4	-	-	-	-	-	-	-

OPR: Asst Casualty Matters (MPCC), Randolph Air Force Base, Texas  
SOURCE: Casualty History File

UNCLASSIFIED

UNCLASSIFIED

TABLE 99 - NONBATTLE DEATHS OF USAF OFFICERS BY AGE,  
 BY CAUSATIVE AGENT - WORLDWIDE  
 SEMIANNUALLY - FISCAL YEAR 1980

CAUSATIVE AGENT	TOTAL	AGE GROUP							
		20 thru 24	25 thru 29	30 thru 34	35 thru 39	40 thru 44	45 thru 49	50 thru 54	55 and Older
<u>FY 80 - TOTAL</u> . . . . .	<u>87</u>	<u>4</u>	<u>27</u>	<u>22</u>	<u>14</u>	<u>8</u>	<u>5</u>	<u>5</u>	<u>2</u>
<u>First Half FY 80 - Total</u> . . . . .	<u>44</u>	<u>2</u>	<u>13</u>	<u>10</u>	<u>8</u>	<u>6</u>	<u>2</u>	<u>2</u>	<u>1</u>
Aircraft Accident . . . . .	28	1	11	7	7	1	1	-	-
Vehicle . . . . .	2	-	1	1	-	-	-	-	-
Disease . . . . .	9	-	-	2	-	3	1	2	1
Other . . . . .	5	1	1	-	1	2	-	-	-
<u>Last Half FY 80 - Total</u> . . . . .	<u>43</u>	<u>2</u>	<u>14</u>	<u>12</u>	<u>6</u>	<u>2</u>	<u>3</u>	<u>3</u>	<u>1</u>
Aircraft Accident . . . . .	18	1	7	7	3	-	-	-	-
Vehicle . . . . .	8	1	3	2	2	-	-	-	-
Disease . . . . .	9	-	-	2	-	1	3	2	1
Other . . . . .	8	-	4	1	1	1	-	1	-

UNCLASSIFIED

UNCLASSIFIED

OPR: Asst Casualty Matters (MPCC), Randolph Air Force Base, Texas  
 SOURCE: Casualty History File



TABLE 100 - NONBATTLE DEATHS OF USAF AIRMEN BY AGE GROUP  
 BY CAUSATIVE AGENT - WORLDWIDE  
 SEMIANNUALLY - FISCAL YEAR 1980

CAUSATIVE AGENT	TOTAL	AGE GROUP							
		17 thru 19	20 thru 24	25 thru 29	30 thru 34	35 thru 39	40 thru 44	45 thru 49	50 and Older
<u>FY 80 - TOTAL</u> . . . . .	<u>351</u>	<u>28</u>	<u>167</u>	<u>65</u>	<u>26</u>	<u>38</u>	<u>16</u>	<u>10</u>	<u>1</u>
<u>First Half FY 80 - Total</u> . . . . .	<u>174</u>	<u>15</u>	<u>79</u>	<u>34</u>	<u>10</u>	<u>22</u>	<u>8</u>	<u>5</u>	<u>1</u>
Aircraft Accident . . . . .	10	1	5	3	-	-	-	-	-
Vehicle Accident . . . . .	70	8	48	9	1	2	2	-	-
Disease . . . . .	35	-	4	4	3	15	5	4	-
Other . . . . .	59	6	22	18	6	5	1	1	-
<u>Last Half FY 80 - Total</u> . . . . .	<u>177</u>	<u>13</u>	<u>88</u>	<u>31</u>	<u>16</u>	<u>16</u>	<u>8</u>	<u>5</u>	<u>-</u>
Aircraft Accident . . . . .	8	-	3	2	-	1	1	1	-
Vehicle Accident . . . . .	68	5	40	13	6	3	1	-	-
Disease . . . . .	33	-	6	6	5	8	5	3	-
Other . . . . .	68	8	39	10	5	4	1	1	-

UNCLASSIFIED

UNCLASSIFIED

OPR: Asst Casualty Matters (MPCC), Randolph Air Force Base, Texas  
 SOURCE: Casualty History File

TABLE 101 - USAF MILITARY PERSONNEL MONTHLY BASIC PAY AND ALLOWANCES  
 BY PAY GRADE - BY YEARS OF SERVICE -  
 AS OF 1 OCTOBER 1980

PAY GRADE	UNDER 2	2	3	4	6	8	10	12	14	16	18	20	22	26
COMMISSIONED OFFICERS														
O-10	\$3942.90	\$4081.50	\$4081.50	\$4081.50	\$4081.50	\$4238.10*	\$4238.10*	\$4562.70*	\$4562.70*	\$4889.10*	\$4889.10*	\$5216.10*	\$5216.10*	\$5541.60*
O-9	3494.40	3586.20	3662.40	3662.40	3662.40	3755.70	3755.70	3911.70	3911.70	4238.10*	4238.10*	4562.70*	4562.70*	4889.10*
O-8	3165.00	3259.80	3337.20	3337.20	3337.20	3586.20	3586.20	3755.70	3755.70	3911.70	4081.50	4238.10*	4407.90*	4407.90*
O-7	2629.80	2808.90	2808.90	2808.90	2934.60	2934.60	3105.00	3105.00	3259.80	3586.20	3832.50	3832.50	3832.50	3832.50
O-6	1949.40	2142.00	2281.80	2281.80	2281.80	2281.80	2281.80	2281.80	2359.20	2732.70	2872.50	2934.60	3105.00	3367.50
O-5	1559.10	1830.90	1957.20	1957.20	1957.20	1957.20	2016.90	2124.90	2267.10	2436.90	2577.00	2654.70	2747.40	2747.40
O-4	1314.30	1599.90	1707.00	1707.00	1738.20	1815.60	1939.20	2048.40	2142.00	2235.60	2297.70	2297.70	2297.70	2297.70
O-3	1221.30	1365.30	1459.50	1614.90	1692.00	1753.20	1847.40	1939.20	1986.90	1986.90	1986.90	1986.90	1986.90	1986.90
O-2	1064.70	1163.10	1397.10	1444.20	1474.20	1474.20	1474.20	1474.20	1474.20	1474.20	1474.20	1474.20	1474.20	1474.20
O-1	924.30	962.10	1163.10	1163.10	1163.10	1163.10	1163.10	1163.10	1163.10	1163.10	1163.10	1163.10	1163.10	1163.10
COMMISSIONED OFFICERS WITH OVER 4 YEARS ACTIVE ENLISTED OR WARRANT OFFICER SERVICE														
O-3	0	0	0	1614.90	1692.00	1753.20	1847.40	1939.20	2016.90	2016.90	2016.90	2016.90	2016.90	2016.90
O-2	0	0	0	1444.20	1474.20	1521.00	1599.90	1661.40	1707.00	1707.00	1707.00	1707.00	1707.00	1707.00
O-1	0	0	0	1163.10	1242.30	1288.20	1334.70	1381.20	1444.20	1444.20	1444.20	1444.20	1444.20	1444.20
WARRANT OFFICERS														
W-4	1244.10	1334.70	1334.70	1365.30	1427.40	1490.40	1552.80	1661.40	1738.20	1799.70	1847.40	1907.70	1971.60	2124.90
W-3	1131.00	1226.70	1226.70	1242.30	1257.00	1348.80	1427.40	1474.20	1521.00	1566.60	1614.90	1677.30	1738.20	1799.70
W-2	990.60	1071.30	1071.30	1102.50	1163.10	1226.70	1272.90	1319.70	1365.30	1413.00	1459.50	1505.70	1566.60	1566.60
W-1	825.30	946.20	946.20	1025.10	1071.30	1117.50	1163.10	1211.10	1257.00	1303.20	1348.80	1397.10	1397.10	1397.10
ENLISTED MEMBERS														
E-9	0	0	0	0	0	0	1413.60	1445.70	1478.40	1512.60	1546.20	1576.20	1659.30	1820.40
E-8	0	0	0	0	0	1185.90	1219.20	1251.60	1284.30	1317.90	1348.50	1381.50	1462.80	1626.00
E-7	828.00	893.70	927.00	959.10	992.10	1023.30	1056.30	1089.00	1138.20	1170.60	1203.60	1219.20	1301.10	1462.80
E-6	715.20	779.70	812.40	846.60	878.10	910.20	943.50	992.10	1023.30	1056.30	1072.20	1072.20	1072.20	1072.20
E-5	627.90	683.40	716.40	747.60	796.50	828.90	862.20	893.70	910.20	910.20	910.20	910.20	910.20	910.20
E-4	603.60	637.50	674.70	727.20	756.00	756.00	756.00	756.00	756.00	756.00	756.00	756.00	756.00	756.00
E-3	580.50	612.30	636.90	662.10	662.10	662.10	662.10	662.10	662.10	662.10	662.10	662.10	662.10	662.10
E-2	558.60	558.60	558.60	558.60	558.60	558.60	558.60	558.60	558.60	558.60	558.60	558.60	558.60	558.60
E-1	501.30	501.30	501.30	501.30	501.30	501.30	501.30	501.30	501.30	501.30	501.30	501.30	501.30	501.30

While serving as Chairman of the Joint Chiefs of Staff, Chief of Staff of the Army, Chief of Naval Operations, Chief of Staff of the Air Force, or Commandant of the Marine Corps, basic pay for this grade is \$6,114.30 regardless of cumulative years of service (See \* below).

Highest Enlisted Rank. While serving as Sergeant Major of the Army, Master Chief Petty Officer of the Navy, Chief Master Sergeant of the Air Force or Sergeant Major of the Marine Corps, basic pay for this grade is \$2,212.80 regardless of cumulative years of service.

\*Basic pay is limited to \$4,176.00 by Level V of the Executive Schedule.

UNCLASSIFIED

UNCLASSIFIED

TABLE 102 - USAF MANAGEMENT HEADQUARTERS - BY MILITARY AND CIVILIAN PERSONNEL  
ACTUAL - FISCAL YEAR 1980

DEPARTMENTAL HEADQUARTERS	OFFICER	ENLISTED	MILITARY	CIVILIAN	TOTAL
SECRETARIAT	94	18	112	171	283
AIR STAFF	1498	149	1647	1150	2797
NATIONAL GUARD BUREAU	54		54	116	170
<u>MAJOR COMMANDS</u>					
HQ ALASKAN AIR COMMAND	129	150	279	84	363
HQ AEROSPACE DEFENSE CENTER	160	44	204	108	312
HQ AF COMMUNICATIONS CMD	485	443	928	463	1391
HQ EUROPEAN COMMUNICATIONS AREA	85	187	272	63	335
HQ NORTHERN COMMUNICATIONS AREA	63	123	186	111	297
HQ PACIFIC COMMUNICATIONS AREA	46	118	164	56	220
HQ SOUTHERN COMMUNICATIONS AREA	43	92	135	99	234
HQ TACTICAL COMMUNICATIONS AREA	76	125	201	44	245
HQ STRATEGIC COMMUNICATIONS AREA	78	107	185	41	226
HQ AF LOGISTICS COMMAND	367	106	473	1576	2049
HQ AF SYSTEMS COMMAND	605	155	760	655	1415
HQ AIR TRAINING COMMAND	504	371	875	513	1388
HQ ELECTRONIC SECURITY COMMAND	147	287	434	197	631
HQ MILITARY AIRLIFT COMMAND	727	718	1445	692	2137
HQ TWENTY FIRST AIR FORCE	83	78	161	43	204
HQ TWENTY SECOND AIR FORCE	68	83	151	57	208
HQ PACIFIC AIR FORCES	375	383	758	246	1004
HQ FIFTH AIR FORCE	65	65	130	27	157
HQ THIRTEENTH AIR FORCE	29	21	50	15	65
HQ STRATEGIC AIR COMMAND	1129	1138	2267	537	2804
HQ EIGHTH AIR FORCE	155	162	317	54	371
HQ FIFTEENTH AIR FORCE	161	156	317	55	372
HQ TACTICAL AIR COMMAND	1001	800	1801	460	2261
HQ NINTH AIR FORCE	126	99	225	32	257
HQ TWELTH AIR FORCE	131	101	232	30	262
HQ USAF EUROPE	657	572	1229	350	1579
HQ THIRD AIR FORCE	27	11	38	7	45
HQ SIXTEENTH AIR FORCE	23	13	36	13	49
HQ SEVENTEENTH AIR FORCE	28	22	50	12	62
<u>OTHER</u>					
1947 ADMINISTRATIVE SUPPORT GROUP	207	220	427	574	1001
HQ AF RESERVE	71	106	177	183	360
<u>TOTAL: AF MANAGEMENT HQ</u>	9497	7223	16720	8834	25554

OPR: Organization Division, Directorate of Manpower and Organization

**UNCLASSIFIED****PERSONNEL (Continued)****CIVILIAN PERSONNEL****INTRODUCTION**

The tables in this section provide statistical data on Air Force civilian minority groupings, on chargeable personnel strengths by appropriation, and civilian strengths of geographical areas of command.

Additional information is provided on general schedule average grade comparisons by commands and separate operating agencies and labor/management relations in the major air commands.

**UNCLASSIFIED**

TABLE 103 - Total USAF Civilian Employment By U.S. Civilians and Non-U.S. Civilians By Geographical Area - By Command - As of 30 September 1980

COMMAND	US CITIZEN CHARGE			NON-US DIRECT CHARGE	TOTAL DIRECT CHARGE	NON-US INDIRECT CHARGE	TOTAL CHARGE	NON-CHARGE		GRAND TOTAL
	CONUS	O/S	TOTAL					YOUTH	DISAB.RET.	
AAC	-	1116	1116	-	1116	-	1116	17	-	1133
AAG	599	63	662	4	666	5	671	8	-	679
ADZ	309	1	310	1	311	-	311	-	1	312
AFA	1729	-	1729	-	1729	-	1729	15	2	1746
AFC	1821	-	1821	-	1821	-	1821	15	3	1839
AFE	-	2384	2384	899	3283	6866	10149	-	-	10149
AFR	10634	-	10634	-	10634	-	10634	29	3	10666
ANG (5)	1515	-	1515	-	1515	-	1515	28	1	1544
ANG(32)	21554	261	21815	-	21815	-	21815	-	-	21815
ASG	518	-	518	-	518	-	518	7	-	525
ATC	15681	18	15699	-	15699	-	15699	44	5	15748
CBT	10	-	10	-	10	-	10	-	-	10
CMS	6985	855	7840	211	8051	893	8944	113	4	9061
CSV	5341	664	6005	271	6276	594	6870	57	2	6929
ELC	866	11	877	-	877	-	877	5	-	882
ELM	365	4	369	-	369	-	369	2	-	371
ESC	341	-	341	-	341	-	341	12	1	354
EUR	-	36	36	-	36	-	36	-	-	36
HAF	1315	-	1315	-	1315	-	1315	22	-	1337
HRS	58	-	58	-	58	-	58	-	-	58
ICT	50	-	50	-	50	-	50	1	-	51
INT	127	9	136	6	142	2	144	-	-	144
ISC	134	-	134	-	134	-	134	1	-	135
LCT	135	3	138	-	138	-	138	1	-	139
LOG	79653	118	79771	7	79778	5	79783	749	76	80608
MAC	13293	727	14020	1161	15181	1106	16287	134	7	16428
MCT	67	-	67	-	67	-	67	1	-	68
MPC	820	2	822	-	822	-	822	11	-	833
NGS	87	-	87	-	87	-	87	-	-	87
OSI	245	61	306	16	322	29	351	3	-	354

UNCLASSIFIED

UNCLASSIFIED

TABLE 103 - Total USAF Civilian Employment By U. S. Civilians and Non-U. S. Civilians By Geographical Area - By Command -  
As of 30 September 1980 (Continued)

UNCLASSIFIED

UNCLASSIFIED

COMMAND	US CITIZEN CHARGE			NON-US DIRECT CHARGE	TOTAL DIRECT CHARGE	NON-US INDIRECT CHARGE	TOTAL CHARGE	NON-CHARGE		GRAND TOTAL
	CONUS	O/S	TOTAL					YOUTH	DISAB.RET.	
OSP	23	-	23	-	23	-	23	-	-	23
PAF	-	2307	2307	3566	5873	3903	9776	10	3	9789
SAC	13138	560	13698	-	13698	-	13698	80	3	13781
SYS	25849	96	25945	8	25953	1	25954	622	5	26581
TAC	11442	130	11572	569	12141	-	12141	82	5	12228
TEC	89	3	92	-	92	-	92	1	-	93
<b>TOTAL</b>	<u>214794</u>	<u>9428</u>	<u>224222</u>	<u>6719</u>	<u>230941</u>	<u>13404</u>	<u>244345</u>	<u>2070</u>	<u>121</u>	<u>246536</u>

OPR: AF/MPKX  
SOURCE: SF 113A

TABLE 104 - Chargeable USAF Civilian Personnel Strength  
 By Appropriation - for  
 30 September 1979 and 30 September 1980

<u>Fiscal Year/Appropriation</u>	<u>US Direct Hire</u>	<u>Foreign National Direct Hire</u>	<u>Total Direct Hire</u>	<u>Indirect Hire Foreign National</u>	<u>Total Strength</u>
<u>FY 1980-Actual</u>					
Operations & Maintenance AF	131,641	6,385	138,026	12,817	150,843
Operations & Maintenance, RES	10,681	-	10,681	-	10,681
Operations & Maintenance, ANG	23,521	-	23,521	-	23,521
AF Industrial Fund	39,751	334	40,085	586	40,671
Research, Development, Test and Evaluation	<u>18,628</u>	<u>          </u>	<u>18,628</u>	<u>1</u>	<u>18,629</u>
TOTAL	<u>224,222</u>	<u>6,719</u>	<u>230,941</u>	<u>13,404</u>	<u>244,345</u>
<u>FY 1979-Actual</u>					
Operations & Maintenance, AF	131,513	6,324	137,837	12,645	150,482
Operations & Maintenance, RES	10,833	-	10,833	-	10,833
Operations & Maintenance, ANG	23,929	-	23,929	-	23,929
AF Industrial Fund	40,335	361	40,696	598	41,294
Research, Development, Test and Evaluation	<u>18,543</u>	<u>          </u>	<u>18,543</u>	<u>1</u>	<u>18,544</u>
TOTAL	<u>225,153</u>	<u>6,685</u>	<u>231,838</u>	<u>13,244</u>	<u>245,082</u>

UNCLASSIFIED

UNCLASSIFIED

UNCLASSIFIED

TABLE 105 - USAF General Schedule Average Grade Comparison By  
Selected commands and Separate Agencies  
As of 30 September 1980

<u>CMDs/SOAs</u>	<u>30 SEP 79</u>	<u>30 Sep 80</u>	<u>Change Sep 79 - Sep 80</u>
AAC	6.7544	6.7302	-.0242
AFAA	10.1398	10.0550	-.0848
USAFA	6.2819	6.3091	+.0272
AFAFC	7.6339	7.6691	+.0352
USAFE	6.7267	6.9183	+.1916
AFRES	7.0831	7.2123	+.1292
ATC	6.9029	6.8945	-.0084
AFCC	7.3018	7.5125	+.2107
HAF	9.1117	8.9912	-.1205
AFIS	9.6015	9.6854	+.0839
AFISC	7.6131	7.7283	+.1152
AFLC	8.0193	8.0422	+.0229
MAC	6.7656	6.7641	-.0015
AFMPC	7.1839	7.4350	+.2511
AFOSI	6.7842	7.0204	+.2362
PACAF	6.9300	6.9057	-.0243
SAC	6.5529	6.6782	+.1253
AFSC	9.2429	9.1520	-.0909
TAC	6.5517	6.6301	+.0784
AFTEC	7.5476	7.2197	-.3279
<u>AF-WIDE</u>	<u>7.7353</u>	<u>7.7533</u>	<u>-.0180</u>

Source: CAP 66 Report, USAF PERS STATUS FILE, PDS-C

OPR: AF/MPKC

UNCLASSIFIED



TABLE 106 - CIVILIAN MINORITY GROUP AND WOMEN EMPLOYMENT COMPARISON  
 BY RACE AND ETHNIC GROUP  
 FOR THE PERIOD 30 SEPTEMBER 1979 - 30 SEPTEMBER 1980

	BLACK		HISPANIC		INDIAN		ORIENTAL		TOTAL MINORITY		WOMEN		TOTAL	
	1979	1980	1979	1980	1979	1980	1979	1980	1979	1980	1979	1980	1979	1980
Air Force	8.80	9.12	9.00	9.34	.45	.50	.82	.89	19.08	19.84	32.14	33.33	199,772	198,096
AAC	6.13	7.04	1.81	1.85	1.03	1.07	.77	.78	9.47	10.73	33.74	34.75	1,550	1,407
USAFA	7.10	7.45	22.91	22.58	.17	.17	.77	1.05	30.95	31.25	28.52	28.38	1,816	1,811
USAFE	8.43	9.03	4.28	4.14	.07	.10	1.14	1.48	13.93	14.74	63.17	63.10	2,894	3,046
AFLC	9.48	9.68	12.77	13.39	.58	.64	.67	.67	23.50	24.38	27.25	28.42	81,984	80,747
AFSC	7.95	8.69	2.07	2.45	.21	.29	.80	.93	11.03	12.36	33.43	34.45	20,340	20,382
ATC	9.52	9.59	13.72	13.81	.28	.43	.65	.68	24.17	24.52	39.04	40.12	21,676	21,502
AFRES	7.68	8.13	.83	1.00	.33	.43	.08	.11	8.92	9.67	25.60	25.70	3,633	3,692
1947 AS/DMPK	17.34	18.30	1.11	1.10	.25	.20	.95	.80	19.65	20.40	56.59	56.30	2,428	2,528
MAC	10.54	10.91	6.52	6.73	.54	.48	1.16	1.32	18.76	19.43	34.59	40.93	23,838	23,763
PACAF	1.82	2.80	.91	1.04	.03	.13	7.35	7.78	10.30	11.75	38.84	40.93	2,961	2,995
SAC	4.54	4.56	2.62	3.08	.42	.51	.64	.79	8.23	8.94	29.94	32.17	18,549	18,871
TAC	10.38	9.99	9.07	7.92	.40	.43	.48	.52	20.33	18.85	36.95	37.16	12,367	14,560
ESC	3.50	3.57	16.88	18.21	.36	.45	.27	.36	21.01	22.59	37.97	39.20	1,114	1,120
NGB	7.22	8.61	.72	.73	.56	.45	.16	.11	8.66	9.90	21.01	21.70	1,247	1,788

Source: Minority/Women Statistical Report, Q54

OPR: AF/MPKO

\*Serviced Strength; minority/women statistics are percentages

UNCLASSIFIED

UNCLASSIFIED

UNCLASSIFIED

TABLE 107 - SCOPE OF LABOR MANAGEMENT RELATIONS ACTIVITY IN  
AIR FORCE MAJOR AIR COMMANDS -  
1 NOVEMBER 1980

Commands	No of Bargaining Units (Incl NAF)	No of Employees Represented (Incl NAF)
AFLC	23	72,094
AFSC	40	13,245
ATC	33	21,268
AFRES	19	3,617
1947 AS/DMPK	1	2,296
MAC	49	19,267
SAC	49	17,512
TAC	45	13,013
AAC	6	1,292
USAFE	0	0
USAFA	2	1,891
PACAF	5	2,277
ANG	8	1,263
TOTAL	280	169,845

OPR: AF/MPKU

SOURCE: Records on File in AF/MPKU

UNCLASSIFIED

TABLE 108 - SUMMARY OF USAF CIVILIAN RETIREMENT FUND TRANSACTIONS  
FOR THE CALENDAR YEAR ENDED 31 DECEMBER 1980

(Civilian Retirement Fund Transactions are reported only on a Calendar Year Basis)

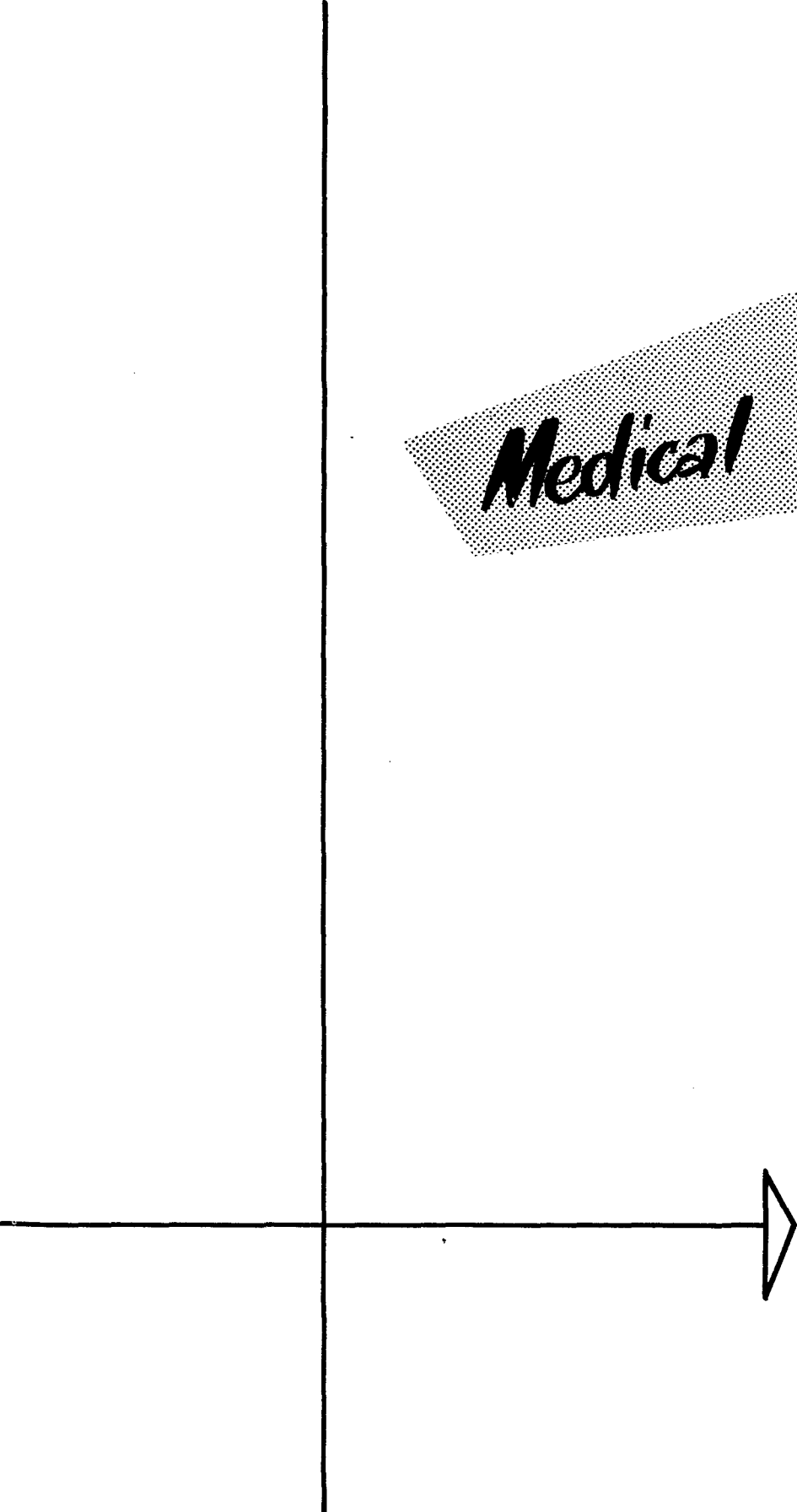
SUMMARY NOMENCLATURE	CALENDAR YEAR 1980
* Current Year Total Payments to Retirement Fund	\$ 622,065,113.10
Current Year Employee Deductions	311,032,556.55
Current Year Air Force Contributions	311,032,556.55
Total of Individual Retirement Account Balances	<u>\$2,139,995,157.84</u>
Year-End Total of Active Accounts (Number)	232,555

Source: Directorate of Accounting and Finance (ACF) and Accounting and Finance Center (AFAFC)  
Denver, Colorado

\*Estimated Data

**UNCLASSIFIED**

**UNCLASSIFIED**



*Medical*

*PART VI*



## PART VI

## MEDICAL

## DEFINITIONS

ADMISSION - When applied to: (1) Active duty military personnel, the term indicates that the individual has been placed under treatment as a quarters patient or as a hospital bed occupant on an excused-from-duty basis. (2) A civilian patient, the term indicates that a patient has entered a hospital as a bed occupant, for some form of treatment.

ADMISSION RATE - The admission rate is a measure which indicates the frequency with which military patients are excused from duty for medical reasons. Hence, the admission rate is based on admissions from duty. These are annual admission rates, which show the number of admissions that would occur during a year if admissions occurred throughout an entire year at the same frequency as in the period of observation. The annual admission rate per thousand average strength is computed as follows:

$$\frac{\text{Number of admissions during the period} \times \text{Number of such periods in a year} \times 1,000}{\text{Mean strength during the period}}$$

AIR FORCE PERSONNEL - Air Force military personnel on active duty, not including Air Force Academy cadets or personnel on active duty for training.

AVERAGE OCCUPIED BEDS - The average of the numbers of patients occupying beds in hospitals as of midnight of each day in the period.

COMPLETE PHYSICAL EXAMINATIONS - Complete physical examinations include only those recorded on the Report of Medical Examination (Standard Form 88); physical inspections of food handlers or barbers are not included nor are examinations of personnel who are ill.

HOSPITALIZED RATIO - The hospitalized ratio is the weighted average of the proportions of strength in an inpatient status each day (of the period for which it is computed). It differs from the noneffective ratio in that it includes only bed occupancy days in hospitals. The ratio is computed per 100 strength as follows:

$$\frac{\text{Number of bed occupancy days in the period} \times 100}{\text{Mean strength} \times \text{Number of calendar days in the period}}$$

INPATIENT ADMISSION - The enrollment of a patient for care on the wards of a hospital.

NONEFFECTIVE RATIO - The medical noneffective ratio is the weighted average of the proportions of strength not available for duty, for medical reasons, each day (of the period for which it is computed). Such persons may be under treatment as inpatients, in quarters, on sick leave, or AWOL from a patient status. The ratio is computed for a specified period, per 100 strength as follows:

$$\frac{\text{Number of sick days in period} \times 100}{\text{Mean strength} \times \text{Number of calendar days in the period}}$$

OPERATING BEDS - This term applies to beds with staff and equipment ready for treatment of patients in hospitals.

OUTPATIENT VISITS - One visit is counted each time an outpatient or quarters patient receives advice and/or treatment at an organized clinic or specialty service. More than one visit per patient may be counted on a given day.

AEROSPACE PHYSIOLOGY - Program of instruction to familiarize the flyer with the physiological and psychological stresses of modern military aviation and space flight, and to prepare him to meet these stresses successfully. Physiological training officers are also responsible for technical monitoring of the USAF Compression Therapy Program; managing the training function of the Tri-Service pressure suit program; monitoring special life support equipment and operations functions; and for training aircrew members in functions of personnel protective equipment which is used in flight, escape from aircraft, and survival.

TABLE 109 - SELECTED DATA CONCERNING MEDICAL CARE PROVIDED AT FIXED  
AIR FORCE MEDICAL FACILITIES - WORLDWIDE -  
FISCAL YEAR 1976 THROUGH FISCAL YEAR 1980

INDEX	FISCAL YEAR				
	1976	1977	1978	1979	1980
Number of operating beds at end of fiscal year.....	6,318	5,989	5,770	5,700	5,629
Average number of patients occupying beds (during the FY) Total.....	4,764	4,649	4,434	4,275	4,228
AD US military personnel.....	1,878	1,737	1,746	1,680	1,588
Air Force personnel.....	1,689	1,560	1,549	1,442	1,341
Army personnel.....	107	95	109	139	132
Navy-Marine personnel.....	82	82	88	99	115
Retired personnel of US uniformed services, total.....	638	693	673	674	712
Dependents of US armed services personnel, total.....	2,122	2,099	1,895	1,811	1,821
Dependents of US active duty military personnel.....	1,366	1,301	1,151	1,074	1,056
Dependents of retired and deceased US military personnel.....	756	798	744	737	765
All other beneficiaries.....	126	120	120	110	107
Total number of inpatient admissions.....	284,145	284,991	275,406	262,758	266,300
Inpatient admission of:					
AD US military personnel.....	96,150	94,926	98,724	92,763	92,561
Air Force personnel.....	87,775	86,605	89,729	83,496	83,408
Army personnel.....	5,070	4,883	5,512	5,503	5,094
Navy-Marine personnel.....	3,305	3,438	3,483	3,764	4,059
Retired personnel of US uniformed services, total.....	25,988	29,064	28,707	29,431	31,573
Dependents of US armed services personnel, total.....	154,541	153,285	140,284	132,737	134,401
Dependents of US active duty military personnel.....	113,842	109,052	98,936	92,363	92,113
Dependents of retired and deceased US military personnel.....	40,699	44,233	41,348	40,374	42,288
All other beneficiaries.....	7,466	7,716	7,691	7,827	7,765
Total number of outpatient visits.....	14,761,548	15,045,111	14,978,905	14,796,489	14,873,581
Outpatient visits of:					
AD US military personnel.....	4,895,363	4,804,346	4,930,891	5,058,799	5,145,077
Retired US uniformed services personnel.....	1,003,515	1,140,273	1,171,972	1,186,013	1,277,860
Dependents of US active duty military personnel.....	6,346,423	6,300,242	6,083,720	5,817,194	5,623,996
Dependents of retired and deceased uniformed services personnel.....	1,951,765	2,256,781	2,283,518	2,238,548	2,293,670
All other beneficiaries.....	564,482	543,469	508,804	495,935	523,978
Total number of immunizations.....	3,728,456	3,781,341	3,301,000	3,342,629	3,583,525
Total number of flight physical examinations.....	113,193	104,112	104,711	101,523	100,146
Total number of other complete physical examinations.....	348,259	331,622	275,520	259,227	275,211
Total laboratory procedures.....	37,720,682	39,031,997	37,431,949	37,035,151	37,571,612
Total x-ray films exposed.....	7,037,139	6,945,449	6,734,288	6,351,357	6,068,058
Total prescriptions.....	20,706,965	21,009,060	21,328,278	21,397,976	21,918,613

SOURCE: Biometrics Division, Office of the Surgeon General, USAF, RCS: HAF-SGH(M)7118, Report of Patients



TABLE 110 - ADMISSION RATES BY GEOGRAPHICAL AREA -  
 AIR FORCE PERSONNEL  
 FISCAL YEAR 1976 THROUGH FISCAL YEAR 1980

(Admissions per year per 1,000 strength)

FISCAL YEAR	WORLDWIDE	OVERSEAS	CONUS
1976	280	273	283
1977	307	323	303
1978	385	397	384
1979	383	394	379
1980	377	369	402

SOURCE: Biometrics Division, Office of the Surgeon General, USAF  
 RCS: HAF-SGH(M)7118, Report of Patients

TABLE 111 - NONEFFECTIVE RATIOS FOR ALL CAUSES  
AIR FORCE PERSONNEL - WORLDWIDE-  
FY 1976 THROUGH FY 1980

(Personnel not available for duty because of medical reasons per 100 average strength)

FY 1976	FY 1977	FY 1978	FY 1979	FY 1980
.57	.52	.55	.55	.53

UNCLASSIFIED

UNCLASSIFIED

SOURCE: Biometrics Division, Office of the Surgeon General, USAF  
RCS: HAF-SGH(M)7118, Report of Patients

TABLE 112 - HOSPITALIZED RATIOS FOR ALL CAUSES  
 AIR FORCE PERSONNEL - WORLDWIDE -  
 FY 1976 THROUGH FY 1980

(Personnel occupying hospital beds per 100 average strength)

FY 1973	FY 1977	FY 1978	FY 1979	FY 1980
.35	.33	.33	.32	.31

SOURCE: Biometrics Division, Office of the Surgeon General, USAF  
 RCS: HAF-SGH(M)7118, Report of Patients

TABLE 113 - NUMBER OF INDIVIDUALS COMPLETING PHYSIOLOGICAL TRAINING  
 ACCORDING TO PHASE OF TRAINING -  
 FY 1976 THROUGH FY 1980

FISCAL YEAR	ORIGINAL	REFRESHER	PASSENGER	PRESSURE SUIT	EJECTION SEAT
FY 1976 <sup>1</sup>	7,741	20,209	2,102	113	4,193
FY 1977 <sup>2</sup>	8,008	19,215	2,318	78	4,302
FY 1978 <sup>3</sup>	8,279	19,051	2,079	83	5,272
FY 1979 <sup>4</sup>	8,416	17,299	2,333	104	4,545
FY 1980 <sup>5</sup>	8,797	18,261	2,687	87	5,912
<u>TOTAL</u>	<u>41,241</u>	<u>94,035</u>	<u>11,519</u>	<u>465</u>	<u>24,224</u>

<sup>1</sup>Excludes Special Training 25,144; Parasail Tng 2,739; and FAA Tng 1,927.

<sup>2</sup>Excludes Special Training 17,429; Parasail Tng 2,300; and FAA Tng 2,017.

<sup>3</sup>Excludes Special Training 18,122; Parasail Tng 2,288; and FAA Tng 1,913.

<sup>4</sup>Excludes Special Training 21,627; Parasail Tng 2,602; and FAA Tng 1,715.

<sup>5</sup>Excludes Special Training 24,613; Parasail Tng 2,703 and FAA Tng 1,913.

NOTE: Most of the trainees are Air Force active duty military personnel. Members of the other US armed forces, allied military personnel and civilians are also included. (See AFR 50-27)

SOURCE: Aerospace Physiology, Aerospace Medicine Division, Office of the Surgeon General, USAF



*Security & Discipline*

*PART VII*



## PART VII

## SECURITY AND DISCIPLINE

## THE AIR FORCE CORRECTION PROGRAM

## SECURITY POLICE



## INTRODUCTION

Information is collected semiannually for use in managing the Air Force Correction Program and is derived from reports required by AFR 125-18.

## DEFINITIONS

Detention Facility - This facility services one base and consists of one base in a geographical area and may consist of a number of cells adjacent to the Security Police desk, or a separate facility. This facility is used to confine Air Force casual, pre-trial, adjudged, and sentenced prisoners who do not meet the criteria for transfer to the 3320th Correction and Rehabilitation Squadron, the United States Disciplinary Barracks or the Confinement Facility, Fort Riley KS. Other service casual, pre-trial, adjudged, and sentenced prisoners may be confined by appropriate written agreement, providing the other service assigns personnel commensurate with their average daily prisoner load.

Correctional Custody - The physical restraint of a person during duty or non-duty hours, or both, imposed as a punishment under Article 15, UCMJ (MCM, 1969)

Casual Status - A prisoner held at a Consolidated Detention or Detention facility awaiting disposition instructions or transfer arrangements.

## UNCLASSIFIED

TABLE 114 - CONFINEMENT FACILITIES OPERATED BY AIR FORCE  
INSTALLATIONS - SEMI-ANNUALLY-  
FISCAL YEAR 1980

(LAST DAY OF REPORTING PERIOD)

COMMAND	CONSOLIDATED DETENTION		DETENTION	
	As of 31 Mar 80	As of 30 Sep 80	As of 31 Mar 80	As of 30 Sep 80
Alaskan Air Command	0	0	2	2
Air Force Logistics Command	0	1	4	3
Air Force Systems Command	2	2	2	2
Air Training Command	2	2	11	12
Military Airlift Command	2	2	6	6
Pacific Air Forces	1	2	7	6
Strategic Air Command	3	3	23	23
Tactical Air Command	1	0	17	18
US Air Forces in Europe	3	3	11	12
<u>WORLDWIDE TOTAL</u>	<u>14</u>	<u>15</u>	<u>83</u>	<u>84</u>

Source: Police Operations Division, Operations Directorate, Headquarters, Air Force Office of Security Police, Kirtland AFB NM.  
RCS: HAF-IGS(Q)7405

UNCLASSIFIED



TABLE 115 - AIR FORCE PRISONERS - TOTAL IN CONFINEMENT -  
SEMI-ANNUALLY - FISCAL YEAR 1980

(LAST DAY OF REPORTING PERIOD)

COMMAND	As of 31 Mar 80	As of 30 Sep 80
Alaskan Air Command	7	1
NORAD	0	2
Air Force Logistics Command	11	3
Air Force Systems Command	9	7
Air Training Command	27	11
Military Airlift Command	31	26
Pacific Air Forces	37	19
Strategic Air Command	108	83
Tactical Air Command	52	62
US Air Forces in Europe	86	99
3320 Correction and Rehabilitation Squadron		
Rehabilitation Program	63	74
*Confinement Facility	0	26
US Disciplinary Barracks	101	115
Confinement Facility, Fort Riley KS	49	38
<u>WORLDWIDE TOTAL</u>	<u>581</u>	<u>566</u>

\*The Confinement Facility Lowry AFB, CO was reopened June 80 to accommodate an increase in intermediate term (60-180 day sentences) prisoners.

Source: Police Operations Division, Operations Directorate, Headquarters, Air Force Office of Security Police, Kirtland AFB NM.

RCS: HAF-IGS(Q)7405

UNCLASSIFIED

TABLE 116 - PERSONNEL IN CORRECTIONAL CUSTODY -  
SEMI-ANNUALLY - FISCAL YEAR 1980

(LAST DAY OF REPORTING PERIOD)

COMMAND	As of 31 Mar 80	As of 30 Sep 80
Alaskan Air Command	0	0
NORAD	0	1
Air Force Logistics Command	0	0
Air Force Systems Command	0	0
Air Training Command	1	10
Military Airlift Command	7	16
Pacific Air Forces	4	10
Strategic Air Command	20	22
Tactical Air Command	8	1
US Air Forces in Europe	8	6
<u>WORLDWIDE TOTAL</u>	<u>48</u>	<u>66</u>

Source: Police Operations Division, Operations Directorate, Headquarters, Air Force Office of Security Police, Kirtland AFB NM.

RCS: HAF-IGS(Q)7405

UNCLASSIFIED

TABLE 117 - TOTAL RELEASES FROM CORRECTIONAL CUSTODY -  
SEMI-ANNUALLY - FISCAL YEAR 1980

(DURING REPORTING PERIOD)

COMMAND	1 Oct 79 - 31 Mar 80	1 Apr 80 - 30 Sep 80
Alaskan Air Command	0	0
NORAD	0	0
Air Force Logistics Command	0	4
Air Force Systems Command	7	2
Air Training Command	116	201
Military Airlift Command	32	64
Pacific Air Forces	25	37
Strategic Air Command	110	323
Tactical Air Command	34	41
US Air Forces in Europe	7	60
<u>WORLDWIDE TOTAL</u>	<u>331</u>	<u>732</u>

Source: Police Operations Division, Operations Directorate, Headquarters, Air Force Office of Security Police, Kirtland AFB NM.  
RCS: HAF-IGS(Q)7405

**UNCLASSIFIED**

**AIR FORCE OFFICE  
OF  
SPECIAL INVESTIGATIONS (AFOSI)**

**DEFINITIONS**

COUNTERINTELLIGENCE INVESTIGATIONS - Investigations/Operations conducted in an effort to maintain/enhance the security of USAF classified information, personnel and other resources against intelligence/subversive terrorist activities directed by hostile nations, groups or individuals.

CRIMINAL INVESTIGATIONS - Investigations conducted to determine facts and circumstances pertaining to alleged major violations of the Articles of the Uniform Code of Military Justice, Federal Statutes, and/or other applicable directives, excluding incidents of a counterintelligence or procurement nature.

FRAUD INVESTIGATIONS - Investigations conducted to determine facts surrounding incidents of alleged breaches of the public trust and violations of law in connection with Air Force procurement, disposal, nonappropriated funds, and pay and allowance matters.

PERSONNEL SECURITY INVESTIGATIONS - Investigations conducted for the Defense Investigative Service in overseas areas; local agency checks which serve as a basis for granting base access; reciprocal investigations conducted for other federal agencies; premarital investigations of intended alien spouses of Air Force military personnel.

**UNCLASSIFIED**

TABLE 118 — INVESTIGATIVE ACTIVITY BY THEATER AND WORLD-WIDE —  
AS OF 30 SEPTEMBER 1980

DESCRIPTION	INVESTIGATIVE ACTIVITY							
	OPENED				CLOSED			
	World-Wide	CONUS	PACAF	USAFE	World-Wide	CONUS	PACAF	USAFE
GRAND TOTAL . . . . .	30,348	13,332	7,238	9,778	30,635	13,514	7,265	9,856
PERSONNEL SECURITY INVEST. - TOTAL . . . . .	13,956	1,176	5,150	7,630	14,243	1,391	5,151	7,701
LOCAL AGENCY CHECKS - (LAC) . . . . .	6,388	548	2,960	2,880	6,388	548	2,960	2,880
(PBI) - TOTAL . . . . .	7,568	628	2,190	4,750	7,855	843	2,191	4,821
AFOSI Investigator Applicant . . . . .	599	433	54	112	599	433	54	112
Premarital Investigations . . . . .	1,280	40	617	623	1,278	40	612	626
Reciprocal PSI for DIS . . . . .	5,236	125	1,274	3,837	5,301	130	1,264	3,907
Reciprocal PSI: NON-DIS . . . . .	453	30	245	178	677	240	261	176
FRAUD INVESTIGATIONS - TOTAL . . . . .	3,701	2,430	868	403	3,682	2,306	883	413
Larceny by Fraud . . . . .	147	129	6	12	118	103	5	10
Bribery . . . . .	17	10	5	2	16	9	4	3
Improper Use or Diversion of Government Property or Employees . . . . .	208	156	24	28	202	151	23	28
Acquisition Matters . . . . .	312	254	26	32	345	275	35	35
Disposal Matters . . . . .	27	22	2	3	32	25	2	5
Moral Welfare and Recreation Activities and Commissary Matters . . . . .	1,263	403	725	135	1,268	397	731	140
Pay and Allowance Matters . . . . .	1,216	985	68	163	1,211	987	65	159
Fraud Special Inquiry . . . . .	133	116	6	11	131	107	10	14
Reciprocal Fraud Investigations . . . . .	49	43	1	5	51	42	2	7
Surveys: Acquisition Matters . . . . .	37	25	2	10	34	22	3	9
Surveys: Disposal Matters . . . . .	4	4	0	0	18	17	0	1
Surveys: Morale, Welfare and Recreation Activities and Commissaries . . . . .	-	-	-	-	-	-	-	-
Surveys: Pay and Allowances . . . . .	288	283	3	2	256	251	3	2
* OTHER FRAUD ACTIVITY . . . . .								
Fraud Collections Matters . . . . .	2,749	2,042	342	365	2,749	2,042	342	365
COUNTERINTELLIGENCE INVEST. - TOTAL . . . . .	721	397	69	255	704	407	57	240
Espionage . . . . .	**21	-	-	-	**19	-	-	-
Sabotage . . . . .	** 0	-	-	-	** 0	-	-	-
Sedition . . . . .	** 0	-	-	-	** 0	-	-	-
Security Violations . . . . .	37	22	3	12	37	22	2	13
Protective Service Investigations . . . . .	16	14	1	1	16	14	1	1
Terrorism Investigations . . . . .	21	2	0	19	27	6	0	21
Counterintelligence Special Inquiry . . . . .	88	55	12	21	89	56	11	22
Violations of AFR 205-57 . . . . .	147	75	22	50	148	75	22	51
Security . . . . .	17	7	0	10	13	5	0	8
Suitability . . . . .	16	13	0	3	17	14	0	3
Foreign . . . . .	1	1	0	0	1	1	0	0

\* Not Included in Total Investigations.

\*\* Due to sensitive nature, Espionage, counterespionage, Access, and Support are presented as worldwide totals only. Open figures for counterespionage, access, and support were those cases still active at the end of the fiscal year regardless of the year opened.

## UNCLASSIFIED

TABLE 118 — INVESTIGATIVE ACTIVITY BY THEATER AND WORLD-WIDE —  
AS OF 30 SEPTEMBER 1980 (Continued)

DESCRIPTION	INVESTIGATIVE ACTIVITY							
	OPENED				CLOSED			
	World- Wide	CONUS	PACAF	USAFE	World- Wide	CONUS	PACAF	USAFE
COUNTERINTELLIGENCE INVESTIGATIONS - (CONTINUED)								
Counterespionage . . . . .	**77	-	-	-	**33	-	-	-
Access Agent Operations . . . . .	**12	-	-	-	** 1	-	-	-
Support Operations . . . . .	**21	-	-	-	** 4	-	-	-
Reciprocal Counterintelligence Investigations . . . . .	50	19	3	28	50	18	3	29
Protective Service Operations . . . . .	204	151	22	31	204	151	22	31
Referral Protective Service . . . . .	58	38	3	17	58	38	3	17
Refugee/Decectors . . . . .	2	0	1	1	2	0	1	1
Counterterrorism Services . . . . .	72	7	2	63	72	7	2	63
*CI Collections Production . . . . .	13,423	3,248	3,006	7,169	13,423	3,248	3,006	7,169
CRIMINAL INVESTIGATIONS - TOTAL . . . . .	<u>11,970</u>	<u>9,329</u>	<u>1,151</u>	<u>1,490</u>	<u>12,006</u>	<u>9,330</u>	<u>1,174</u>	<u>1,502</u>
Compromise of USAF Test Material . . . . .	39	31	2	6	42	29	3	10
Death Investigations . . . . .	213	167	15	31	222	181	14	27
Sex Offenses . . . . .	1,328	1,052	126	150	1,294	1,027	124	143
Assault . . . . .	474	378	35	61	465	369	34	62
Impersonation . . . . .	37	33	4	0	36	33	3	0
Fraudulent Enlistment, Appointment, Discharge or Separation . . . . .	99	85	8	6	96	83	7	6
Forgery . . . . .	348	265	40	43	352	271	39	42
Larceny . . . . .	407	343	26	38	421	351	29	41
Theft of Government Property . . . . .	763	586	100	77	774	589	102	83
Robbery . . . . .	106	66	8	32	105	66	8	31
Housebreaking . . . . .	563	323	61	179	552	330	59	163
Drug Abuse . . . . .	5,692	4,811	353	528	5,742	4,830	361	551
Customs Violations . . . . .	42	12	9	21	41	11	9	21
Blackmarket Activities . . . . .	301	21	173	107	307	22	179	106
Property Destruction . . . . .	348	287	26	35	340	279	27	34
Civil Rights Violations . . . . .	5	4	1	0	5	4	1	0
Intimidation . . . . .	119	96	10	13	117	89	13	15
Perjury . . . . .	33	22	5	6	30	19	5	6
Misconduct . . . . .	245	207	16	22	249	208	17	24
Postal Violations . . . . .	158	98	31	29	162	99	32	31
Counterfeiting . . . . .	45	14	26	5	49	17	26	6
Bad Checks . . . . .	86	69	6	11	78	63	5	10
Criminal Special Inquiry . . . . .	83	61	11	11	82	61	12	9
Reciprocal Criminal Investigations . . . . .	436	298	59	79	445	299	65	81
* OTHER CRIMINAL ACTIVITY								
Criminal Collections Matters . . . . .	192	69	49	74	192	69	49	74
* OTHER ACTIVITY								
Forensic Support . . . . .	371	233	84	54	371	233	84	54
AFOSI Contact . . . . .	1,033	798	75	160	1,033	798	75	160
Polygraph Examinations . . . . .	1,328	-	-	-	1,328	-	-	-

Source: AFOSI Unit Activity Report RCS: DIS-IM (M) 7401

OPR: Headquarters, Air Force Office of Special Investigations

UNCLASSIFIED

## THE JUDGE ADVOCATE GENERAL



### INTRODUCTION

The Office of The Judge Advocate General provides statistical data reflecting punishment of members for offenses against military law. The statistics are derived from the Automated Military Justice Analysis and Management System (AMJAMS), AFM 111-351.

Table 119 provides by command and grade the number of nonjudicial punishment actions taken pursuant to the Uniform Code of Military Justice (UCMJ), Article 15.

Table 120 reflects by command, the types of nonjudicial punishment imposed against officers and enlisted members.

Table 121 is a report of court-martial activities reflecting, by command, the number of military personnel subject to court-martial jurisdiction pursuant to the UCMJ, Article 2 and the number tried by type of court.

Table 122 provides by command and type court, the number of trials convened, and the court-martial and Article 15 rates per 1,000 average assigned and attached military strength.

Table 123 reflects by command and type court, the number of convictions and acquittals.

### DEFINITIONS

GENERAL COURT-MARTIAL -- A general court-martial may adjudge a dishonorable or bad conduct discharge as part of the sentence.

SPECIAL (BCD) COURT-MARTIAL -- A special court-martial which adjudges a bad conduct discharge as part of the sentence.

SPECIAL (non-BCD) COURT-MARTIAL -- A special court-martial which does not adjudge a discharge as part of the sentence, but may adjudge as much as six months confinement.

SUMMARY COURT-MARTIAL -- A summary court-martial may not adjudge a discharge or confinement in excess of 30 days.

NONJUDICIAL PUNISHMENT -- Punishment imposed by a commanding officer for minor offenses without the intervention of a court-martial, which does not become a permanent part of the offender's military record.

TABLE 119 - ANNUAL ARTICLE 15 ACTIVITIES AND NUMBER OF ARTICLE 15 ACTIONS  
FROM THE JUDGE ADVOCATE GENERAL, USAF  
FOR FISCAL YEAR 1980

COMMAND	OFF	%	E-9	%	E-8	%	E-7	%	E-6	%	E-5	%	E-4	%	E-3	%	E-2	%	E-1	%	NR
	TOT	TOT	TOT	TOT	TOT	TOT	TOT	TOT	TOT	TOT	TOT	TOT	TOT	TOT	TOT	TOT	TOT	TOT	TOT	TOT	ACTIONS
AJC	4	.7		.0	3	.5	5	.9	15	2.7	51	9.3	154	28.0	217	39.5	71	12.9	30	5.5	550
ACD		.0		.0		.0	1	3.6	1	3.6	3	10.7	4	14.3	15	53.6	3	10.7	1	3.6	28
ACC		.0		.0		.0		.0		.0		.0		.0		.0		.0		.0	
AFE	29	.6	3	.1	7	.2	61	1.3	122	2.7	530	11.7	1,054	23.2	1,881	41.4	683	15.0	177	3.9	4,547
LOG	18	2.0		.0		.0	5	.5	24	2.6	77	8.4	189	20.6	408	44.4	167	18.2	31	3.4	919
SYS	7	.8		.0		.0	6	.7	14	1.5	56	6.1	192	21.0	373	40.8	189	20.7	78	8.5	915
ATC	22	.4	2	.0	1	.0	16	.3	32	.6	140	2.5	402	7.3	1,072	19.4	1,036	18.8	2,794	50.6	5,517
AUN		.0		.0		.0		.0		.0		.0		.0		.0		.0		.0	
USA		.0		.0		.0		.0		.0		.0		.0		.0		.0		.0	
HQ		.0		.0		.0		.0		.0		.0		.0		.0		.0		.0	
MAC	27	.9	4	.1	4	.1	28	.9	56	1.8	248	7.8	668	21.1	1,299	41.1	631	20.0	196	6.2	3,161
PAF	11	.5	3	.1	4	.2	23	1.1	73	3.6	222	10.9	686	33.6	641	31.4	296	14.5	61	4.0	2,040
SAC	31	.5	5	.1	5	.1	38	.6	125	2.0	373	6.0	1,260	20.1	2,885	45.0	1,195	19.1	349	5.6	6,266
TAC	31	.6	2	.0	7	.1	36	.7	88	1.6	357	6.5	1,112	20.3	2,489	45.5	1,065	19.5	280	5.1	5,467
ESC		.0		.0		.0	1	2.1		.0	5	10.6	5	17.0	20	42.6	10	21.3	3	6.4	47
AFC		.0		.0		.0		.0		.0		.0		.0		.0		.0		.0	
USAF TOTAL	180	.6	19	.1	31	.1	220	.7	550	1.9	2,062	7.0	5,729	19.4	11,300	38.4	5,346	18.1	4,020	13.6	29,457

OPR: HQ USAF/JAJM

SOURCE: Automated Military Justice Analysis and Management System (AMJAMS)

UNCLASSIFIED

UNCLASSIFIED



TABLE 120 - ANNUAL ARTICLE 15 ACTIVITIES AND PUNISHMENTS IMPOSED\*  
 FROM THE JUDGE ADVOCATE GENERAL, USAF  
 FOR FISCAL YEAR 1980

COMMAND	RESTRICTION (OVER 14 DAYS)		QTRS ARRST OFF	CORRECT CUSTODY		EXTRA DUTIES AMN	REDUCTION IN GRADE		FORFEITURE OF PAY		DETENTION OF PAY		REPRIMAND	
	OFF	AMN		AMN	AMN		AMN	OFF	AMN	OFF	AMN	OFF	AMN	
AAC		25			155	414	4	425					1	15
ACD					1	15		19						10
ADC														
AFE		176		105	1,129	3,363	19	3,537			1		18	90
LOG		26		12	168	686	8	668					14	13
SYS		34		22	219	664	7	666			1		5	13
ATC	1	246		533	1,588	1,901	16	4,628			3		9	50
AUN														
USA														
HQ														
MAC		123		140	909	2,230	20	2,225			4		15	40
PAF	1	296		66	283	1,519	8	1,510			1		9	36
SAC		396		675	1,116	4,794	18	4,442			5		27	92
TAC		249		136	1,727	4,153	22	4,245			8		21	87
ESC					17	30		24						1
AFC														
USAF TOTAL	2	1,571		1,689	7,312	19,769	122	22,589			23		119	447

\*NUMBER OF PUNISHMENTS IMPOSED WILL NOT AGREE WITH NUMBER OF ACTIONS, AS SOME OFFENDERS RECEIVE A COMBINATION OF PUNISHMENTS.

OPR: HQ USAF/JAJM

SOURCE: Automated Military Justice Analysis and Management System (AMJAMS)

TABLE 121 - ANNUAL COURT-MARTIAL ACTIVITIES OF PERSONS TRIED BY COURTS-MARTIAL  
 BY AVERAGE STRENGTH AND TYPE OF COURTS-MARTIAL - FROM THE JUDGE ADVOCATE GENERAL, USAF  
 FOR FISCAL YEAR 1980

COMMAND	-----AVERAGE STRENGTH-----			-----NUMBER OF PERSONS TRIED BY COURTS-MARTIAL-----													
	OFFICER	AIRMEN	TOTAL	-----GENERAL CM-----			-----SPECIAL CM-----			-----SCM-----			-----ALL COURTS-----				
				OFF	AMN	TOTAL	NON-BCD	BCD	BCD	*(A)	(B)*	OFF	AMN	TOTAL			
AAC	1,180	8,936	10,116		1	1		1	16	17	2				1	19	20
ACD	5,337	1,399	6,736														
ADC																	
AFE	8,789	64,668	73,457	1	69	70		133	133	47	7	7	1	256	257		
LOG	8,382	21,144	29,526		5	5		25	25	10	7	5		47	47		
SYS	5,675	16,843	22,518		6	6		14	14	4	1	1		25	25		
ATC	14,073	68,038	82,111	4	28	32	1	73	74	42	1	1	5	144	149		
AUN																	
USA																	
HQ																	
MAC	17,677	58,870	76,547	2	20	22		104	104	24	4	4	2	152	154		
PAF	4,676	32,066	36,742	2	25	27		96	96	13	8	8	2	142	144		
SAC	19,646	94,020	113,666	4	62	66		314	314	66	9	9	4	451	455		
TAC	12,914	79,906	92,820	2	28	30		214	214	58	8	8	2	308	310		
ESC	339	1,598	1,937		1	1				2				3	3		
AFC																	
USAF TOTAL	98,688	447,488	546,176	15	245	260	2	989	991	268	45	43	17	1,547	1,564		

\* (A) NUMBER OF PERSONS TRIED  
 \* (B) NUMBER OF PERSONS WHO WERE OFFERED AND REFUSED ARTICLE 15

OPR: HQ USAF/JAJM  
 SOURCE: Automated Military Justice Analysis and Management System (AMJAMS)

AMJAMS

AMJAMS

TABLE 122 - ANNUAL COURT-MARTIAL ACTIVITIES OF TRIALS CONVENED, BY TYPE OF COURT-MARTIAL AND ANNUAL ARTICLE 15 ACTIONS - FROM THE JUDGE ADVOCATE GENERAL, USAF FOR FISCAL YEAR 1980

COMMAND	NUMBER OF TRIALS CONVENED				COURT-MARTIAL RATES (PER 1000 MIL STRENGTH)					ARTICLE 15 RATES (PER 1000 MIL STRENGTH)		
	GCM	----SPCM---- N-BCD	BCD	SCM	TOTAL	GCM	----SPCM---- N-BCD	BCD	SCM	ALL CRT	NO. ART15 ACTIONS	RATE
AAC	1	17	2		20	.1	1.7	.2	.0	2.0	550	54.4
ACD						.0	.0	.0	.0	.0	28	4.2
ADC						4.2	4.3	4.3	4.4	17.2		4.4
AFE	70	133	47	7	257	1.0	1.8	.6	.1	3.5	4,547	61.8
LOG	5	25	10	7	47	.2	.8	.3	.2	1.5	919	31.1
SYS	6	14	4	1	25	.3	.6	.2	.0	1.1	915	40.6
ATC	32	74	42	1	149	.4	.9	.5	.0	1.8	5,517	67.2
AUN						67.2	67.3	67.3	67.4	269.2		67.4
USA						67.5	67.5	67.6	67.6	270.2		67.7
HQ						67.7	67.8	67.8	67.9	271.2		67.9
MAC	21	104	24	4	153	.3	1.4	.3	.1	2.1	3,161	41.3
PAF	27	96	13	8	144	.7	2.6	.4	.2	3.9	2,040	55.5
SAC	66	312	66	9	453	.6	2.8	.6	.1	4.1	6,266	55.1
TAC	30	214	56	8	310	.3	2.3	.6	.1	3.3	5,467	58.9
ESC	1		2		3	.5	.0	1.0	.0	1.5	47	24.3
AFC						24.3	24.4	24.4	24.5	97.6		24.5
USAF TOTAL	259	989	268	45	1,561	.5	1.8	.5	.1	2.9	29,457	53.9

OPR: HQ USAF/JAJM

SOURCE: Automated Military Justice Analysis and Management System (AMJAMS)

TABLE 123 - ANNUAL COURT-MARTIAL ACTIVITIES OF PERSONS CONVICTED/ACQUITTED, BY TYPE OF COURT-MARTIAL BY OFFICERS AND AIRMEN - FROM THE JUDGE ADVOCATE GENERAL, USAF FOR FISCAL YEAR 1980

COMMAND	-----NUMBER OF PERSONS CONVICTED-----											
	GCM			SPCM				SCM	ALL COURTS			
	OFF	AMN	TOTAL	OFF	AMN	TOTAL	AMN	AMN	OFF	AMN	TOTAL	
AAC		1	1	1	13	14	2			1	16	17
ACD												
ADC												
AFE	1	65	66		123	123	47	4	1	239	240	
LOG		5	5		23	23	10	5		43	43	
SYS		6	6		14	14	4			24	24	
ATC	4	27	31		64	64	42	1	4	134	138	
AUN												
USA												
HQ												
MAC	1	18	19		99	99	24	2	1	143	144	
PAF	1	24	25		88	88	13	6	1	131	132	
SAC	3	47	50		282	282	66	7	3	402	405	
TAC	1	27	28		201	201	58	7	1	293	294	
ESC		1	1				2			3	3	
AFC												
USAF TOTAL	11	221	232	1	907	908	268	32	12	1,428	1,440	

COMMAND	-----NUMBER OF PERSONS ACQUITTED ALL CHARGES-----										
	GCM			SPCM				SCM	ALL COURTS		
	OFF	AMN	TOTAL	OFF	AMN	TOTAL	AMN	OFF	AMN	TOTAL	
AAC					3	3				3	3
ACD											
ADC											
AFE		4	4		10	10	3			17	17
LOG					2	2	2			4	4
SYS							1			1	1
ATC		1	1	1	9	10		1		10	11
AUN											
USA											
HQ											
MAC	1	2	3		5	5	2	1		9	10
PAF	1	1	2		8	8	2	1		11	12
SAC	1	15	16		32	32	2	1		49	50
TAC	1	1	2		13	13	1	1		15	16
ESC											
AFC											
USAF TOTAL	4	24	28	1	82	83	13	5		119	124

OPR: HQ USAF/JAJM  
 SOURCE: Automated Military Justice Analysis and Management System (AMJAMS)



*Components - Reserve Forces  
and Air National Guard*

*PART VIII*



## PART VIII

## COMPONENTS — AIR FORCE RESERVE



## INTRODUCTION

The Air Force Reserve personnel statistical data contained in this section pertains to those reservists not on extended active duty (EAD). These statistical tables are designed to show the composition and characteristics of Air Force Reserve personnel and reflect the strengths and grades, at specific intervals throughout the fiscal year.

In general, the definitions contained herein have been taken from, or are in conformity to, the definitions included in the Air Force Regulations 45 series and Air Force Regulation 35-41.

## DEFINITIONS

ACTIVE DUTY FOR TRAINING - A tour of AD reserve training under orders which provide for automatic reversion to the ARF not on AD when the specified period of AD is completed. It includes annual tours, special tours, school tours, and the initial tour performed by enlistees without prior military service.

ACTIVE DUTY FOR PAY ONLY - Reservists assigned to training categories which provide for pay only for their annual two-week tours or other special AD tours. They may participate in additional inactive duty for training but for points only.

DRILL PAY STATUS RESERVISTS - Reservists assigned to Reserve Sections in which they are authorized to receive pay for inactive and active duty for training performed.

INACTIVE DUTY TRAINING - Training performed by a USAFR member (while not on AD) for which pay and point credit may be authorized.

MOBILIZATION AUGMENTEE - A Ready Reserve member not in a unit organized to serve as a unit but assigned against an individual manpower authorization, normally in but not limited to a Regular Air Force unit.

OBLIGATED RESERVE SECTION (ORS) - The ORS is an active status section of the Ready Reserve administered by the Air Reserve Personnel Center (ARPC). Individuals without assignments who have an unfulfilled Military Service Obligation or active service obligation are assigned to ORS pending completion or termination of their obligation.

READY RESERVE - Consists of units and individual members of the ARF liable for involuntary order to EAD in time of war or national emergency, or to respond to any situation that the national security requires.

STANDBY RESERVE - Consists of the non-affiliated Reserve Section (Active Status) and the Inactive Status List Reserve Section (ISLRS) assigned to and administered by ARPC. Members may only be ordered to EAD in time of war or national emergency declared by Congress.

RETIRED RESERVE - Consists of USAFR members who, on the basis of law, have been determined eligible for retirement with or without pay and who are assigned upon their request or by law to the Retired Reserve.

NONPRIOR SERVICE PERSONNEL - Individuals who do not hold and have never held status as members of any other armed service including any Reserve component. They are subject to the initial active duty training tour for a minimum of 12 weeks.

REINFORCEMENT DESIGNEE - A Ready Reserve member assigned to an Air Reserve Squadron, the Ready Reinforcement Personnel Section or the Obligated Reserve Section. They represent a pool resource providing the Air Force with an added manning capability for needs which can be anticipated but which cannot be precisely established by grade and AFSC. They are in non-pay status.

RESERVE OFFICER REPRESENTATION ON AIR FORCE STAFFS (STATUTORY TOURS) - USAFR officers assigned under 10 USC 265, 8033, 8019 to USAF staff positions and major commands to formulate plans and policies affecting the USAFR.

TABLE 124 - SUMMARY OF AIR FORCE RESERVE FLYING HOURS BY MISSION, DESIGN  
AND SERIES - BY QUARTERS - BY PROGRAM AND ACTUAL -  
FOR FISCAL YEAR 1980

FOR OFFICIAL USE ONLY

FOR OFFICIAL USE ONLY

PROGRAM ELEMENT	AIRCRAFT MUS	FY QTR	FLYING HOURS		PERCENT OF PROGRAM FLOWN		
			PROGRAM	ACTUAL			
<u>1980</u>							
AFR	<u>51421F</u>		<u>KC-135A</u>	1	2400	2401	100.0
				2	2400	2402	100.1
				3	2400	2483	103.5
				4	2400	2367	98.6
				TOTAL	9600	9653	100.6
AFR	<u>51421F</u>	<u>TOTAL</u>		1	2400	2401	100.0
				2	2400	2402	100.1
				3	2400	2483	103.5
				4	2400	2367	98.6
				TOTAL	9600	9653	100.6
AFP	<u>52711F</u>		<u>F-105B</u>	1	960	970	101.6
				2	392	963	97.0
				3	1184	1059	89.4
				4	1184	734	62.0
				TOTAL	4320	3630	86.4
AFR	<u>52711F</u>		<u>F-105D</u>	1	2290	2271	98.9
				2	2350	2407	102.2
				3	2665	2952	110.8
				4	2660	2320	87.3
				TOTAL	9965	9950	99.8
AFP	<u>52711F</u>		<u>F-105F</u>	1	132	105	117.6
				2	132	221	167.4
				3	138	102	109.9
				4	133	160	134.6
				TOTAL	540	714	132.2
AFP	<u>52711F</u>		<u>T-33A</u>	1	160	182	113.7
				2	160	176	110.2



TABLE 124 - SUMMARY OF AIR FORCE RESERVE FLYING HOURS BY MISSION, DESIGN  
AND SERIES - BY QUARTERS - BY PROGRAM AND ACTUAL -  
FOR FISCAL YEAR 1980 (CONTINUED)

PROGRAM ELEMENT	AIRCRAFT MUS	FY QTR	FLYING HOURS		PERCENT OF PROGRAM FLOWN
			PROGRAM	ACTUAL	
			<u>1980</u>		
		3	173	181	104.6
		4	174	210	120.5
		<b>TOTAL</b>	667	749	112.3
<u>52711F</u>	<u>TOTAL</u>	1	3548	3584	101.0
		2	3639	3767	103.5
		3	4160	4343	104.4
		4	4161	3455	83.0
		<b>TOTAL</b>	15508	15149	97.7
<u>52712F</u>	<u>A-37B</u>	1	4715	4982	105.7
		2	4858	5060	104.2
		3	5716	5727	100.2
		4	5587	4958	88.7
		<b>TOTAL</b>	20876	20727	99.3
<u>52712F</u>	<u>TOTAL</u>	1	4715	4982	105.7
		2	4858	5060	104.2
		3	5716	5727	100.2
		4	5587	4958	88.7
		<b>TOTAL</b>	20876	20727	99.3
<u>52713F</u>	<u>A-10A</u>	1			
		2			
		3			
		4		14	
		<b>TOTAL</b>		14	
<u>52713F</u>	<u>TOTAL</u>	1			
		2			
		3			
		4		14	

FOR OFFICIAL USE ONLY

FOR OFFICIAL USE ONLY

TABLE 124 - SUMMARY OF AIR FORCE RESERVE FLYING HOURS BY MISSION, DESIGN  
AND SERIES - BY QUARTERS - BY PROGRAM AND ACTUAL -  
FOR FISCAL YEAR 1980 (CONTINUED)

PROGRAM ELEMENT	AIRCRAFT MDS	FY QTR	FLYING HOURS		PERCENT OF PROGRAM FLOWN
			PROGRAM	ACTUAL	
		<u>1980</u>			
		TOTAL		14	
<u>52714F</u>	<u>F-4C</u>	1	870	870	100.0
		2	899	898	99.9
		3	1073	1076	100.3
		4	1073	1066	99.4
		TOTAL		3915	3910
<u>52714F</u>	<u>F-4D</u>	1			
		2			
		3			
		4		130	
		TOTAL			130
<u>52714F</u>	TOTAL	1	870	870	100.0
		2	899	898	99.9
		3	1073	1076	100.3
		4	1073	1196	111.5
		TOTAL		3915	4040
<u>52741F</u>	<u>AC-130A</u>	1	352	667	78.3
		2	858	711	82.0
		3	990	810	81.8
		4	898	646	71.9
		TOTAL		3698	2834
<u>52741F</u>	<u>CH-3E</u>	1	363	390	107.5
		2	374	371	99.1
		3	374	329	88.0
		4	374	459	121.7
		TOTAL		1485	1549

FOR OFFICIAL USE ONLY

FOR OFFICIAL USE ONLY

TABLE 124 - SUMMARY OF AIR FORCE RESERVE FLYING HOURS BY MISSION, DESIGN  
AND SERIES - BY QUARTERS - BY PROGRAM AND ACTUAL -  
FOR FISCAL YEAR 1980 (CONTINUED)

PROGRAM ELEMENT	AIRCRAFT MOS	FY QTR	FLYING HOURS		PERCENT OF PROGRAM FLOWN
			PROGRAM	ACTUAL	
			<u>1980</u>		
<u>52741F</u>	<u>TOTAL</u>	1	1215	1028	87.1
		2	1242	1082	87.1
		3	1364	1159	83.5
		4	1272	1101	86.5
		TOTAL	5093	4379	86.0
<u>53122F</u>	<u>HC-130H</u>	1	820	988	120.4
		2	820	832	101.4
		3	980	915	93.4
		4	980	1044	106.5
		TOTAL	3600	3778	105.0
<u>53122F</u>	<u>HC-130N</u>	1	315	160	50.8
		2	315	372	118.2
		3	315	461	146.2
		4	315	231	73.4
		TOTAL	1260	1224	97.2
<u>53122F</u>	<u>HH-1H</u>	1	428	361	84.3
		2	270	239	88.5
		3	270	370	137.2
		4	270	245	101.7
		TOTAL	1238	1245	100.5
<u>53122F</u>	<u>UH-1N</u>	1	152	216	142.3
		2	304	263	86.6
		3	304	314	103.4
		4	303	285	94.2
		TOTAL	1063	1079	101.5
<u>53122F</u>	<u>CH-3E</u>	1		48	
		2		4	
		3		27	

FOR OFFICIAL USE ONLY

FOR OFFICIAL USE ONLY

TABLE 124 - SUMMARY OF AIR FORCE RESERVE FLYING HOURS BY MISSION, DESIGN  
AND SERIES - BY QUARTERS - BY PROGRAM AND ACTUAL -  
FOR FISCAL YEAR 1980 (CONTINUED)

PROGRAM ELEMENT	AIRCRAFT MDS	FY QTR	FLYING HOURS		PERCENT OF PROGRAM FLOWN
			PROGRAM	ACTUAL	
			<u>1980</u>		
		4		87	
		<b>TOTAL</b>		<b>165</b>	
<u>53122F</u>	<u>HH-3E</u>	1	472	373	79.0
		2	472	477	101.1
		3	473	314	66.5
		4	473	354	74.9
		<b>TOTAL</b>	<b>1890</b>	<b>1519</b>	<b>80.4</b>
<u>53122F</u>	<u>TOTAL</u>	1	2197	2149	98.1
		2	2181	2187	100.3
		3	2342	2402	102.6
		4	2341	2276	97.2
		<b>TOTAL</b>	<b>9051</b>	<b>9010</b>	<b>99.6</b>
<u>53124F</u>	<u>WC-130H</u>	1	850	853	100.4
		2	1000	960	96.0
		3	790	972	123.1
		4	1100	1070	97.3
		<b>TOTAL</b>	<b>3740</b>	<b>3825</b>	<b>103.1</b>
<u>53124F</u>	<u>TOTAL</u>	1	850	853	100.4
		2	1000	960	96.0
		3	790	972	123.1
		4	1100	1070	97.3
		<b>TOTAL</b>	<b>3740</b>	<b>3825</b>	<b>103.1</b>
<u>54342F</u>	<u>C-123K</u>	1	2714	2749	101.3
		2	2714	2953	108.8
		3	3180	2560	80.3
		4	3187	2211	69.4
		<b>TOTAL</b>	<b>11801</b>	<b>10472</b>	<b>88.7</b>

FOR OFFICIAL USE ONLY

FOR OFFICIAL USE ONLY

TABLE 124 - SUMMARY OF AIR FORCE RESERVE FLYING HOURS BY MISSION, DESIGN  
AND SERIES - BY QUARTERS - BY PROGRAM AND ACTUAL -  
FOR FISCAL YEAR 1980 (CONTINUED)

PROGRAM ELEMENT	AIRCRAFT MDS	FY QTR	FLYING HOURS		PERCENT OF PROGRAM FLOWN
			PROGRAM	ACTUAL	
			<u>1980</u>		
<u>54342F</u>	<u>UC-123K</u>	1	1423	1409	103.2
		2	1423	1505	105.8
		3	1671	1454	87.0
		4	1071	1379	82.5
		TOTAL		6198	5807
<u>54342F</u>	<u>TOTAL</u>	1	4137	4217	101.9
		2	4137	4458	107.8
		3	4857	4014	82.6
		4	4858	3590	73.9
		TOTAL		17389	16280
<u>54343F</u>	<u>C-130A</u>	1	3480	4054	116.5
		2	3420	4178	122.2
		3	4140	4117	99.4
		4	3723	5353	143.9
		TOTAL		14763	17702
<u>54343F</u>	<u>C-130B</u>	1	2550	3336	130.5
		2	2508	2663	106.2
		3	3030	2008	95.1
		4	3076	3015	93.2
		TOTAL		11136	11099
<u>54343F</u>	<u>C-130E</u>	1	3678	3208	88.2
		2	3638	3580	98.4
		3	4412	3800	86.1
		4	4412	3691	83.7
		TOTAL		16100	14279
<u>54343F</u>	<u>TOTAL</u>	1	9674	10270	109.5

FOR OFFICIAL USE ONLY

FOR OFFICIAL USE ONLY

TABLE 124 - SUMMARY OF AIR FORCE RESERVE FLYING HOURS BY MISSION, DESIGN AND SERIES - BY QUARTERS - BY PROGRAM AND ACTUAL - FOR FISCAL YEAR 1980 (CONTINUED)

FOR OFFICIAL USE ONLY

FOR OFFICIAL USE ONLY

PROGRAM ELEMENT	AIRCRAFT MJS	FY QTR	FLYING HOURS		PERCENT OF PROGRAM FLOWN
			PROGRAM	ACTUAL	
<u>1980</u>					
		2	9566	10422	108.9
		3	11280	10804	95.2
		4	11168	12057	108.0
		<b>TOTAL</b>	<b>41995</b>	<b>43880</b>	<b>104.5</b>
<u>54344F</u>	<u>C-7A</u>	1	2100	2120	100.9
		2	2100	2107	100.3
		3	2400	2437	101.5
		4	2400	2367	98.6
		<b>TOTAL</b>	<b>9000</b>	<b>9031</b>	<b>100.3</b>
<u>54344F</u>	<u>TOTAL</u>	1	2100	2120	100.9
		2	2100	2107	100.3
		3	2400	2437	101.5
		4	2400	2367	98.6
		<b>TOTAL</b>	<b>9000</b>	<b>9031</b>	<b>100.3</b>
<u>MFP 5</u>	<u>TOTAL</u>	1	31090	32827	103.6
		2	32022	33342	104.1
		3	36090	35398	96.5
		4	30360	34451	94.8
		<b>TOTAL</b>	<b>136760</b>	<b>136019</b>	<b>99.5</b>
<u>TOTAL</u>	<u>AIR FORCE RESERVE</u>	1	31090	32827	103.6
		2	32022	33342	104.1
		3	36090	35398	96.5
		4	30360	34451	94.8
		<b>TOTAL</b>	<b>136760</b>	<b>136019</b>	<b>99.5</b>

SOURCE: Summary of USAF, AFR and ANG Flying Hours (SSA-41)  
 OPR: DCS/PA (Deputy Director for Resources)

# UNCLASSIFIED

TABLE 125 - AIR FORCE RESERVE AIRCRAFT INVENTORY BY FUNCTIONAL MISSION AND DESIGN - AS OF END FY 1980

MODIFIED- MISSION-DESIGN -----	PRIMARY AIRCRAFT INVENTORY -----	BACKUP AIRCRAFT INVENTORY -----	TOTAL ACTIVE INVENTORY -----	INACTIVE -----	TOTAL -----
AIR FORCE RESERVE					
A-10		5	5		5
A-37	81		81		81
AC-130	10		10		10
TOTAL ATTACK	----- 91	----- 5	----- 96	-----	----- 96
KC-135	24		24		24
TOTAL TANKER	----- 24	-----	----- 24	-----	----- 24
C-5					
C-7	32	4	36		36
C-9					
C-123	54		54		54
C-130	104	16	120		120
C-141					
TOTAL CARGO/TRANSPORT	----- 190	----- 20	----- 210	-----	----- 210
WC-130	7		7		7
TOTAL RECON/ELECTRONIC	----- 7	-----	----- 7	-----	----- 7
F-4	18	13	31		31
F-105	57	7	64		64
TOTAL FIGHTER/INTERCEPT	----- 75	----- 20	----- 95	-----	----- 95
HC-130	14	2	16		16
TOTAL RESCUE (FIX WING)	----- 14	----- 2	----- 16	-----	----- 16
T-33	2		2		2
TOTAL TRAINER	----- 2	-----	----- 2	-----	----- 2
HH-1	5		5		5
UH-1	5		5		5
CH-3	6	1	7		7
HH-3	7		7		7
TOTAL HELICOPTER	----- 23	----- 1	----- 24	-----	----- 24
TOTAL AIR FORCE RESERVE	----- 426	----- 48	----- 474	-----	----- 474

SOURCE: PA 83-1

OPR: DCS/Programs and Evaluation

# UNCLASSIFIED

## UNCLASSIFIED

TABLE 126 - AIR FORCE RESERVE AIRCRAFT INVENTORY BY FUNCTIONAL MISSION, DESIGN AND SERIES - AS OF END FY 1980

MODIFIED MISSION=DESIGN -----	PRIMARY AIRCRAFT INVENTORY -----	BACKUP AIRCRAFT INVENTORY -----	TOTAL ACTIVE INVENTORY -----	INACTIVE -----	TOTAL -----
AIR FORCE RESERVE					
A=010A		5	5		5
A=037B	81		81		81
AC=130A	10		10		10
TOTAL ATTACK	----- 91	----- 5	----- 96	-----	----- 96
KC=135A	24		24		24
TOTAL TANKER	----- 24	-----	----- 24	-----	----- 24
C=005A					
C=007A	32	4	36		36
C=009A					
C=123K	34		34		34
UC=123K	20		20		20
C=130A	40	13	53		53
C=130B	32	1	33		33
C=130E	32	2	34		34
C=141A					
C=141B					
TOTAL CARGO/TRANSPORT	----- 190	----- 20	----- 210	-----	----- 210
WC=130H	7		7		7
TOTAL RECON/ELECTRONIC	----- 7	-----	----- 7	-----	----- 7
F=004C	18	2	20		20
F=004D		11	11		11
F=105B	9		9		9
F=105D	45	4	49		49
F=105F	3	3	6		6
TOTAL FIGHTER/INTERCEPT	----- 75	----- 20	----- 95	-----	----- 95
HC=130H	10	2	12		12
HC=130N	4		4		4
TOTAL RESCUE (FIX WING)	----- 14	----- 2	----- 16	-----	----- 16
T=033A	2		2		2
TOTAL TRAINER	----- 2	-----	----- 2	-----	----- 2

SOURCE: PA 83-1

OPR: DCS/Programs and Evaluation

UNCLASSIFIED



# UNCLASSIFIED

TABLE 126 - AIR FORCE RESERVE AIRCRAFT INVENTORY BY FUNCTIONAL MISSION, DESIGN AND SERIES - AS OF END FY 1980

MODIFIED- MISSION-DESIGN -----	PRIMARY AIRCRAFT INVENTORY -----	BACKUP AIRCRAFT INVENTORY -----	TOTAL ACTIVE INVENTORY -----	INACTIVE -----	TOTAL -----
AIR FORCE RESERVE					
HH=001H	5		5		5
UH=001N	5		5		5
CH=003E	6	1	7		7
HH=003E	7		7		7
TOTAL HELICOPTER	----- 23	----- 1	----- 24	-----	----- 24
TOTAL AIR FORCE RESERVE	----- 426	----- 48	----- 474	-----	----- 474

SOURCE: PA 83-1  
 OPR: DCS/Programs and Evaluation

TABLE 127 - AGE (IN YEARS/MONTHS) DISTRIBUTION OF AIR FORCE RESERVE  
AIRCRAFT INVENTORY BY FUNCTIONAL MISSION AND DESIGN  
AS OF 30 SEPTEMBER 1980

MISSION & DESIGN	INVENTORY BY AGE GROUP (YEARS)									TOTAL NUMBER	AVERAGE AGE YRS/MOS
	0-3	3-6	6-9	9-12	12-15	15-18	18-21	21-24	24+		
A-10	5	-	-	-	-	-	-	-	-	5	0/1
A-37	-	35	13	33	-	-	-	-	-	81	7/7
C-7	-	-	-	-	30	-	6	-	-	36	14/7
C-123	-	-	-	-	-	-	-	13	41	54	24/2
C-130	-	-	-	4	8	46	32	48	14	153	19/7
C-135	-	-	-	-	-	-	4	20	-	24	21/6
F-4	-	-	-	-	18	13	-	-	-	31	14/7
F-105	-	-	-	-	-	23	37	4	-	64	18/5
H-1	-	-	5	5	-	-	-	-	-	10	8/6
H-3	-	-	-	2	10	2	-	-	-	14	13/4
T-33	-	-	-	-	-	-	-	2	-	2	22/0
<u>AIR FORCE RESERVE TOTAL</u>	<u>5</u>	<u>35</u>	<u>18</u>	<u>44</u>	<u>66</u>	<u>84</u>	<u>79</u>	<u>88</u>	<u>55</u>	<u>474</u>	<u>16/4</u>

Source: RCS: SS-A-41, 30 Sep 1980  
OPR: DCS/Programs and Evaluation

UNCLASSIFIED

UNCLASSIFIED

TABLE 128 - AIR FORCE RESERVE OFFICERS  
BY RESERVE SECTION AND GRADE  
AS OF 30 SEPTEMBER 80

	TOTAL	GEN	COL	LT COL	MAJ	CAPT	1st LT	2nd LT AND WARRANT
<u>READY - TOTAL</u> .....	22361	78	1103	2654	4540	7185	2414	4387
<u>PAID - TOTAL</u> .....	13748	78	956	2145	3948	5640	687	294
<u>48 ANNUAL DRILLS - TOTAL</u> .....	7049	11	287	882	1947	3222	460	240
AIR REFUELING SQ (KC-135).....	264	-	8	23	84	132	11	6
TAC FIGHTER UNITS (F-105).....	253	-	10	35	83	111	7	7
TAC FIGHTER UNITS (A-37).....	329	-	13	38	117	136	13	12
TAC FIGHTER (F-4).....	101	-	2	9	20	60	8	2
SPECIAL OPN SQ (CH-3).....	25	-	-	5	5	14	1	-
SPECIAL OPN GP (AC-130).....	125	-	4	13	46	54	3	5
AEROSP. RESCUE & RECOVERY SQS....	171	-	5	26	52	71	13	4
WEATHER RECON (WC-130).....	95	-	1	14	22	46	9	3
MIL ALFT UNITS (C-141).....	1535	1	26	139	331	904	84	50
MIL ALFT UNITS (C-5).....	341	-	9	24	103	190	10	5
AEROMED ALFT GP (C-9).....	47	-	1	8	13	23	1	1
TAC ALFT UNITS (C-123).....	430	-	12	61	126	202	22	7
TAC ALFT UNITS (C-130).....	1193	3	41	165	368	504	67	45
TAC ALFT UNITS (C-7).....	233	1	9	33	56	106	19	9
AERIAL PORT SQS.....	193	-	1	33	47	78	14	20
MAINT & SUPPLY.....	37	-	2	3	12	13	2	5
MEDICAL SERVICE SQS.....	367	-	16	72	106	115	42	16
AEROMEDICAL EVAC UNITS.....	604	-	1	23	156	280	108	36
CIVIL ENGR UNITS.....	144	-	4	13	46	63	16	2
CIVIL ENGR SQ (HVY REPAIR).....	17	-	1	1	8	4	2	1
NUMBERED AIR FORCES (R).....	217	3	38	56	66	46	4	4
MOB AUG (MA,MB&MR).....	291	-	83	83	68	53	4	-
MOB AUG - SPECIAL PROGRAMS (ME)....	37	3	-	5	12	17	-	-
<u>24 ANNUAL DRILLS - TOTAL</u> .....	5787	63	535	1019	1746	2171	201	52
MOBILIZATION AUGMENTEES.....	5787	63	535	1019	1746	2171	201	52
<u>FULL TIME</u> .....	131	3	51	33	25	17	1	1
<u>ACTIVE DUTY ONLY - TOTAL</u> .....	781	1	83	211	230	230	25	1
<u>NON PAID - TOTAL</u> .....	8613	-	147	509	592	1545	1727	4093
CHAPLAINS/LEGAL INT. - TOT.....	256	-	-	-	-	2	2	252
REINFORCEMENT DESIGNEES.....	1778	-	147	495	521	561	52	2
OBLIGATED RESERVE.....	4903	-	-	14	68	948	1623	2250
HEALTH PROF. SCHOLARSHIP.....	1676	-	-	-	3	34	50	1589
<u>STANDBY - TOTAL</u> .....	36083	8	113	1012	3764	23334	7643	209
ACTIVE.....	6361	5	57	316	715	4831	365	72
INACTIVE.....	29722	3	56	696	3049	18503	7278	137
<u>RETIRED TOTAL</u> .....	108589	282	7298	42867	35770	15960	3728	2684
<u>AIR FORCE RESERVE TOTAL</u> .....	167033	368	3513	46530	44079	46480	13784	7279

SOURCE: RCS: HAF-REP(M) 7104, Personnel Division, Office of Air Force Reserve

UNCLASSIFIED

TABLE 129 - AIR FORCE RESERVE AIRMEN  
BY RESERVE SECTION AND GRADE  
AS OF 30 SEPTEMBER 80

	TOTAL	CMSG	SMSG	MSG	TSG	SSG	SGT	AIC	AMN	AB
READY - TOTAL.....	82925	639	1373	5475	12485	13677	40675	4024	2477	2100
PAID - TOTAL.....	46069	630	1364	5432	12423	12424	8172	2557	1566	1501
48 ANNUAL DRILLS - TOTAL.....	41742	496	1143	4836	11809	11567	7656	2319	1411	505
AIR REFUELING SQ (KC-135).....	1592	23	66	204	460	454	249	80	42	14
TAC FIGHTER UNITS (F-105).....	1905	23	49	211	719	545	251	64	24	19
TAC FIGHTER UNITS (A-37).....	1938	17	62	267	624	493	327	77	51	20
TAC FIGHTER (F-4).....	560	6	16	74	172	170	88	23	8	3
SPCEIAL OPN SQ (CH-3).....	118	-	7	17	45	26	20	3	-	-
SPECIAL OPN GP (AC-130).....	846	8	26	81	304	230	125	48	20	4
AEROSP RESCUE & RECOVERY SQS..	623	5	21	97	240	156	69	23	8	4
WEATHER RECON (WC-130).....	415	3	16	48	145	120	50	19	13	1
MIL ALFT UNITS (C-141).....	7249	91	186	982	2051	1903	1303	407	239	87
MIL ALFT UNITS (C-5).....	2564	30	69	320	730	620	475	151	126	43
AEROMED ALFT GP (C-9).....	146	2	6	18	56	35	17	7	4	1
TAC ALFT UNITS (C-123).....	2223	18	64	284	685	546	370	129	90	37
TAC ALFT UNITS (C-130).....	6460	82	196	870	2061	1664	1050	300	175	62
TAC ALFT UNITS (C-7).....	1166	19	40	157	280	278	220	76	62	34
AERIAL PORT SQS.....	6083	44	97	445	1383	1988	1423	412	214	77
MAINT & SUPPLY.....	1343	12	33	110	328	406	276	96	61	21
MEDICAL SERVICE SQS.....	1389	16	18	113	267	363	369	116	97	30
AEROMEDICAL EVAC UNITS.....	1250	7	25	100	359	387	256	82	24	10
CIVIL ENGR UNITS.....	3301	46	83	356	790	1020	641	185	144	36
CIVIL ENGR SQ (HVY REPAIR).....	366	5	9	35	72	146	73	19	6	1
NUMBERED AIR FORCES (R).....	202	39	54	47	38	14	4	2	3	1
MOB AUG-SPECIAL PROGRAMS (ME)..	3	-	-	-	-	3	-	-	-	-
24 ANNUAL DRILLS - TOTAL.....	2461	100	156	467	443	772	479	38	6	-
Mobilization Augmentees.....	2461	100	156	467	443	772	479	38	6	-
NPS ON ACTIVE DUTY FOR TRNG.....	973	-	-	-	-	3	1	147	116	706
NPS DELAY W/PAY.....	367	-	-	-	-	-	-	46	31	290
FULL TIME.....	411	10	30	101	156	72	33	7	2	-
ACTIVE DUTY ONLY - TOTAL.....	115	24	35	28	15	10	3	-	-	-
NON PAID - TOTAL.....	36856	9	9	43	62	1253	32503	1467	911	599
REINFORCEMENT DESIGNEES.....	188	9	9	40	40	53	24	5	4	4
OBLIGATED RESERVE.....	36397	-	-	3	22	1198	32479	1430	893	372
NPS DELAY.....	271	-	-	-	-	2	-	32	14	223
STANDBY - TOTAL.....	5276	46	75	328	588	1735	1670	433	297	104
ACTIVE.....	3578	35	52	235	411	1169	1113	305	188	70
INACTIVE.....	1698	11	23	93	177	566	557	128	109	34
RETIRED - TOTAL.....	162125	5324	14058	57881	63084	19805	772	548	423	230
AIR FORCE RESERVE - TOTAL.....	250326	6002	15477	63633	76210	35248	43129	4998	3195	2434

SOURCE: RCS: HAF-REP(M) 7104, Personnel Division, Office of Air Force Reserve

TABLE 130 - RESERVE OFFICER REPRESENTATION  
ON THE AIR FORCE STAFF  
AS OF 30 SEP 80

	TOTAL	GENERAL	COLONEL	LIEUTENANT COLONEL	MAJOR	CAPTAIN
<u>OFFICE OF THE SECRETARY OF DEFENSE</u>						
Asst Sec Manpower, Res Affairs & Logistics	2		2			
Natl Comm for Employer Support, Guard & Reserve	1			1		
<u>OFFICE OF THE JOINT CHIEFS OF STAFF</u>						
Directorate of Logistics	1		1			
<u>OFFICE OF THE SECRETARY OF THE AIR FORCE</u>						
Deputy Asst Sec for Res Affairs	2		2			
Office of Public Affairs	1			1		
Personnel Council	1		1			
<u>HEADQUARTERS USAF STAFF</u>						
The Inspector General	1		1			
The Surgeon General	1		1			
Comptroller*	1		1			
DCS/Manpower & Personnel*	6		2	4		
DCS/Operations Plans & Readiness*	2		2			
DCS/Programs & Analysis*	1		1			
DCS/Logistics & Engineering	1			1		
Judge Advocate General	1			1		
Air Force Manpower & Personnel Center	3		1		2	
<u>MAJOR COMMANDS AND AGENCIES</u>						
Aerospace Defense Command	1			1		
Air Force Logistics Command	1		1			
Air Training Command	3		1	1	1	
Military Airlift Command	8		6	2		
Strategic Air Command	2		2			
Tactical Air Command	1		1			
Air Force Accounting & Finance Center	1		1			
USAF Academy	1				1	
Air Force Communications Command	2				1	1
Air Force Inspection & Safety Center	1		1			
Air Force Systems Command	1		1			
Air Force Intelligence Service	1		1			
Electronic Security Command	1		1			
Air Force Engineering Service Center	1		1			
<u>OFFICE OF AIR FORCE RESERVE</u>						
	18	2	7	8	1	
<u>HEADQUARTERS AIR FORCE RESERVE</u>						
	31	1	7	9	10	4
<u>AIR RESERVE PERSONNEL CENTER</u>						
	9		3	2	4	
<u>TOTALS</u>	<u>108</u>	<u>3</u>	<u>49</u>	<u>31</u>	<u>20</u>	<u>5</u>

\* Indicates 8033 Officers (2 in AF/MP)



**UNCLASSIFIED**

229

**COMPONENTS**

**AIR NATIONAL GUARD**



**UNCLASSIFIED**

TABLE 132 - SUMMARY OF AIR NATIONAL GUARD FLYING HOURS BY MISSION, DESIGN  
AND SERIES - BY QUARTERS - BY PROGRAM AND ACTUAL -  
FOR FISCAL YEAR 1980

PROGRAM ELEMENT	AIRCRAFT MUS	FY QTR	FLYING HOURS		PERCENT OF PROGRAM FLOWN
			PROGRAM	ACTUAL	
<u>1980</u>					
<u>F1117F</u>	<u>F-101B</u>	1	2546	2050	80.8
		2	2546	1696	66.6
		3	3075	2208	72.7
		4	3036	2281	75.1
		TOTAL	11163	8241	73.8
<u>51117F</u>	<u>F-101F</u>	1	130	787	605.4
		2	130	640	492.5
		3	370	970	323.3
		4	300	912	303.8
		TOTAL	860	3509	384.7
<u>51117F</u>	<u>TOTAL</u>	1	2676	2843	106.2
		2	2670	2336	87.3
		3	3075	3178	95.3
		4	3330	3192	95.7
		TOTAL	12023	11549	96.1
<u>51120F</u>	<u>F-106A</u>	1	4633	4929	106.4
		2	4633	4794	103.5
		3	5984	5009	83.7
		4	5984	5083	84.9
		TOTAL	21234	19810	93.3
<u>51120F</u>	<u>F-106B</u>	1	371	820	220.9
		2	371	921	248.1
		3	395	1013	263.0
		4	395	871	226.2
		TOTAL	1512	3624	239.7
<u>F1120F</u>	<u>TOTAL</u>	1	5004	5749	114.9
		2	5004	5714	114.2

FOR OFFICIAL USE ONLY

FOR OFFICIAL USE ONLY



TABLE 132 - SUMMARY OF AIR NATIONAL GUARD FLYING HOURS BY MISSION, DESIGN AND SERIES - BY QUARTERS - BY PROGRAM AND ACTUAL - FOR FISCAL YEAR 1980 (CONTINUED)

<u>PROGRAM ELEMENT</u>	<u>AIRCRAFT MDS</u>	<u>FY QTR</u>	<u>FLYING HOURS</u>		<u>PERCENT OF PROGRAM FLOWN</u>
			<u>PROGRAM</u>	<u>ACTUAL</u>	
			<u>1980</u>		
		3	6369	6022	94.6
		4	6369	5954	93.5
		<b>TOTAL</b>	<b>22746</b>	<b>23439</b>	<b>103.0</b>
<u>51123F</u>	<u>EB-57B</u>	1	1171	1242	105.5
		2	1177	1050	89.2
		3	1498	1110	74.1
		4	1498	1151	76.8
		<b>TOTAL</b>	<b>5350</b>	<b>4553</b>	<b>85.1</b>
<u>51123F</u>	<u>B-57C</u>	1		252	
		2		221	
		3		231	
		4		231	
		<b>TOTAL</b>		<b>936</b>	
<u>51123F</u>	<b>TOTAL</b>	1	1177	1495	127.0
		2	1177	1272	108.0
		3	1498	1342	89.6
		4	1498	1382	92.3
		<b>TOTAL</b>	<b>5350</b>	<b>5490</b>	<b>102.6</b>
<u>51124F</u>	<u>F-4C</u>	1	348	871	91.9
		2	340	954	100.7
		3	1184	1180	99.7
		4	1195	817	68.9
		<b>TOTAL</b>	<b>4265</b>	<b>3822</b>	<b>89.6</b>
<u>51124F</u>	<u>F-4D</u>	1	667	945	109.0
		2	367	1069	123.2
		3	1103	999	90.6
		4	1103	1285	116.5

FOR OFFICIAL USE ONLY

FOR OFFICIAL USE ONLY

TABLE 132 - SUMMARY OF AIR NATIONAL GUARD FLYING HOURS BY MISSION, DESIGN  
AND SERIES - BY QUARTERS - BY PROGRAM AND ACTUAL -  
FOR FISCAL YEAR 1980 (CONTINUED)

PROGRAM ELEMENT	AIRCRAFT MOS	FY QTR	FLYING HOURS		PERCENT OF PROGRAM FLOWN
			PROGRAM	ACTUAL	
		<u>1980</u>			
		<u>TOTAL</u>	3940	4297	109.1
<u>51124F</u>	<u>TOTAL</u>	1	1815	1816	100.1
		2	1815	2023	111.4
		3	2287	2179	95.3
		4	2288	2101	91.8
		<u>TOTAL</u>	8205	8119	99.0
<u>51411F</u>	<u>KC-135A</u>	1	9583	10112	105.5
		2	9771	9824	100.5
		3	10739	10517	97.9
		4	10739	10690	94.0
		<u>TOTAL</u>	40832	40542	99.3
<u>51-11F</u>	<u>TOTAL</u>	1	9583	10112	105.5
		2	9771	9824	100.5
		3	10739	10517	97.9
		4	10739	10690	94.0
		<u>TOTAL</u>	40832	40542	99.3
<u>52610F</u>	<u>A-7D</u>	1	14782	15694	106.2
		2	15030	15699	104.4
		3	17218	18701	108.6
		4	17201	17416	101.2
		<u>TOTAL</u>	64231	67510	105.1
<u>52610F</u>	<u>TOTAL</u>	1	14782	15694	106.2
		2	15030	15699	104.4
		3	17218	18701	108.6
		4	17201	17416	101.2
		<u>TOTAL</u>	64231	67510	105.1

FOR OFFICIAL USE ONLY

FOR OFFICIAL USE ONLY

TABLE 132 - SUMMARY OF AIR NATIONAL GUARD FLYING HOURS BY MISSION, DESIGN  
AND SERIES - BY QUARTERS - BY PROGRAM AND ACTUAL -  
FOR FISCAL YEAR 1980 (CONTINUED)

<u>PROGRAM ELEMENT</u>	<u>AIRCRAFT MUS</u>	FY QTR	<u>FLYING HOURS</u>		<u>PERCENT OF PROGRAM FLOWN</u>
			<u>PROGRAM</u>	<u>ACTUAL</u>	
<u>1980</u>					
<u>52613F</u>	<u>F-100D</u>	1		10	
		2			
		3			
		4			
		<u>TOTAL</u>			<u>10</u>
<u>52613F</u>	<u>F-100F</u>	1		59	
		2			
		3			
		4			
		<u>TOTAL</u>			<u>59</u>
<u>52613F</u>	<u>TOTAL</u>	1		69	
		2			
		3			
		4			
		<u>TOTAL</u>			<u>69</u>
<u>52615F</u>	<u>F-105B</u>	1	907	868	95.7
		2	907	794	87.5
		3	827	760	92.0
		4	828	722	87.2
		<u>TOTAL</u>	<u>3469</u>	<u>3144</u>	<u>90.6</u>
<u>52615F</u>	<u>F-105D</u>	1	1569	2253	143.6
		2	1569	1928	122.9
		3	1394	1773	126.9
		4	1993	1578	79.2
		<u>TOTAL</u>	<u>7125</u>	<u>7532</u>	<u>105.7</u>
<u>52615F</u>	<u>F-105F</u>	1	589	462	78.4
		2	356	380	109.1
		3	412	402	99.9

TABLE 132 - SUMMARY OF AIR NATIONAL GUARD FLYING HOURS BY MISSION, DESIGN  
AND SERIES - BY QUARTERS - BY PROGRAM AND ACTUAL -  
FOR FISCAL YEAR 1980 (CONTINUED)

FOR OFFICIAL USE ONLY

FOR OFFICIAL USE ONLY

PROGRAM ELEMENT	AIRCRAFT MJS	FY QTR	FLYING HOURS		PERCENT OF PROGRAM FLOWN
			PROGRAM	ACTUAL	
			<u>1980</u>		
		4	401	375	93.4
		<b>TOTAL</b>	<b>1748</b>	<b>1626</b>	<b>93.0</b>
<u>52615F</u>	<u>F-105G</u>	1	600	640	106.4
		2	842	637	75.6
		3	1058	860	81.3
		4	1058	787	74.4
		<b>TOTAL</b>	<b>3564</b>	<b>2929</b>	<b>82.2</b>
<u>52615F</u>	<u>TOTAL</u>	1	3671	4228	115.2
		2	3674	3747	102.0
		3	4281	3790	88.7
		4	4280	3461	80.9
		<b>TOTAL</b>	<b>15906</b>	<b>15231</b>	<b>95.8</b>
<u>52616F</u>	<u>A-37B</u>	1	894	840	94.6
		2	187	236	126.4
		3		22	
		4			
		<b>TOTAL</b>	<b>1081</b>	<b>1104</b>	<b>102.1</b>
<u>52616F</u>	<u>TOTAL</u>	1	894	840	94.6
		2	187	236	126.4
		3		22	
		4			
		<b>TOTAL</b>	<b>1081</b>	<b>1104</b>	<b>102.1</b>
<u>52618F</u>	<u>F-40</u>	1	7471	5154	69.0
		2	7509	5817	77.5
		3	9144	7024	76.8
		4	9145	6647	72.7
		<b>TOTAL</b>	<b>33269</b>	<b>24643</b>	<b>74.1</b>

TABLE 132 - SUMMARY OF AIR NATIONAL GUARD FLYING HOURS BY MISSION, DESIGN AND SERIES - BY QUARTERS - BY PROGRAM AND ACTUAL - FOR FISCAL YEAR 1980 (CONTINUED)

PROGRAM ELEMENT	AIRCRAFT MUS	FY QTR	FLYING HOURS		PERCENT OF PROGRAM FLOWN
			PROGRAM	ACTUAL	
<u>1980</u>					
<u>52618F</u>	<u>F-4D</u>	1	1035	134	12.9
		2	1053	499	47.4
		3	1606	1033	64.3
		4	1606	1222	76.1
		TOTAL	5300	2888	54.5
<u>52618F</u>	<u>TOTAL</u>	1	8506	5288	62.2
		2	8562	6316	73.8
		3	10450	8057	75.0
		4	10751	7869	73.2
		TOTAL	38269	27530	71.4
<u>52619F</u>	<u>A-10A</u>	1	1913	3071	160.5
		2	3108	4299	138.3
		3	4136	5859	141.7
		4	4418	5649	127.9
		TOTAL	13575	18877	139.1
<u>52619F</u>	<u>TOTAL</u>	1	1913	3071	160.5
		2	3108	4299	138.3
		3	4136	5859	141.7
		4	4418	5649	127.9
		TOTAL	13575	18877	139.1
<u>52624F</u>	<u>RF-4C</u>	1	7229	7487	103.6
		2	7229	7306	101.1
		3	8197	8620	105.3
		4	8197	792	95.2
		TOTAL	30852	31206	101.2
<u>52624F</u>	<u>TOTAL</u>	1	7229	7487	103.6

FOR OFFICIAL USE ONLY

FOR OFFICIAL USE ONLY

TABLE 132 - SUMMARY OF AIR NATIONAL GUARD FLYING HOURS BY MISSION, DESIGN AND SERIES - BY QUARTERS - BY PROGRAM AND ACTUAL - FOR FISCAL YEAR 1980 (CONTINUED)

PROGRAM ELEMENT	AIRCRAFT MDS	FY QTR	FLYING HOURS		PERCENT OF PROGRAM FLOWN
			PROGRAM	ACTUAL	
<u>1980</u>					
		2	1229	7346	101.1
		3	8187	8620	105.3
		4	8197	7792	95.2
		<b>TOTAL</b>	<b>30812</b>	<b>31205</b>	<b>101.2</b>
<u>52664F</u>	<u>EC-130E</u>	1	995	784	78.7
		2	995	982	98.6
		3	1113	1060	95.3
		4	1112	911	81.9
		<b>TOTAL</b>	<b>4215</b>	<b>3736</b>	<b>88.6</b>
<u>52664F</u>	<u>TOTAL</u>	1	995	784	78.7
		2	995	982	98.6
		3	1113	1060	95.3
		4	1112	911	81.9
		<b>TOTAL</b>	<b>4215</b>	<b>3736</b>	<b>88.6</b>
<u>52671F</u>	<u>OA-37B</u>	1	592	592	100.0
		2	1490	1425	96.3
		3	2397	2061	87.2
		4	3430	2126	62.0
		<b>TOTAL</b>	<b>7899</b>	<b>6223</b>	<b>78.9</b>
<u>52671F</u>	<u>U-2A</u>	1	5895	5430	92.1
		2	5002	4738	94.7
		3	5144	5334	103.7
		4	4376	4388	100.3
		<b>TOTAL</b>	<b>20417</b>	<b>19809</b>	<b>97.4</b>
<u>52671F</u>	<u>O-29</u>	1		163	
		2		144	
		3		153	
		4		122	

FOR OFFICIAL USE ONLY

FOR OFFICIAL USE ONLY

TABLE 132 - SUMMARY OF AIR NATIONAL GUARD FLYING HOURS BY MISSION, DESIGN  
AND SERIES - BY QUARTERS - BY PROGRAM AND ACTUAL -  
FOR FISCAL YEAR 1980 (CONTINUED)

PROGRAM ELEMENT	AIRCRAFT MOS	FY QTR	FLYING HOURS		PERCENT OF PROGRAM FLOWN
			PROGRAM	ACTUAL	
<u>1980</u>					
		TOTAL		582	
<u>22671F</u>	TOTAL	1	6497	6185	95.3
		2	6492	6300	97.3
		3	7531	7567	100.5
		4	7000	6636	85.0
		TOTAL	28320	26694	94.3
<u>23114F</u>	HC-130H	1	373	191	51.3
		2	373	392	105.2
		3	418	322	84.3
		4	418	379	90.6
		TOTAL	1582	1317	83.3
<u>53114F</u>	HC-130P	1	372	733	197.0
		2	372	523	140.7
		3	416	596	143.4
		4	410	619	148.8
		TOTAL	1576	2472	156.8
<u>53114F</u>	HH-3E	1	704	595	84.5
		2	704	556	79.0
		3	790	591	75.1
		4	788	571	72.5
		TOTAL	2986	2313	77.5
<u>53114F</u>	TOTAL	1	1449	1519	104.9
		2	1449	1472	101.6
		3	1622	1543	95.1
		4	1622	1569	96.7
		TOTAL	6142	6102	99.4

FOR OFFICIAL USE ONLY

FOR OFFICIAL USE ONLY

TABLE 132 - SUMMARY OF AIR NATIONAL GUARD FLYING HOURS BY MISSION, DESIGN  
AND SERIES - BY QUARTERS - BY PROGRAM AND ACTUAL -  
FOR FISCAL YEAR 1980 (CONTINUED)

<u>PROGRAM ELEMENT</u>	<u>AIRCRAFT TYPE</u>	<u>FY QTR</u>	<u>FLYING HOURS PROGRAM</u>	<u>FLYING HOURS ACTUAL</u>	<u>PERCENT OF PROGRAM FLOWN</u>
<u>1980</u>					
<u>54332F</u>	<u>C-130A</u>	1	4611	5271	114.3
		2	4940	6018	121.6
		3	5972	6181	104.2
		4	5931	5596	94.4
		<b>TOTAL</b>		<b>21422</b>	<b>23006</b>
<u>54332F</u>	<u>C-130B</u>	1	4070	4544	111.6
		2	4630	5718	123.5
		3	5145	5950	115.7
		4	5145	5151	100.1
		<b>TOTAL</b>		<b>19550</b>	<b>21363</b>
<u>54332F</u>	<u>C-130D</u>	1	749	803	107.2
		2	749	830	110.8
		3	840	1102	131.2
		4	879	760	90.6
		<b>TOTAL</b>		<b>3177</b>	<b>3496</b>
<u>54332F</u>	<u>C-130E</u>	1	4782	4361	91.2
		2	4792	4909	103.9
		3	5061	5006	103.6
		4	5062	4561	90.6
		<b>TOTAL</b>		<b>20087</b>	<b>19758</b>
<u>54332F</u>	<u>C-130H</u>	1	797	1078	136.9
		2	1050	1150	110.1
		3	1178	1302	110.5
		4	1179	1710	145.6
		<b>TOTAL</b>		<b>4194</b>	<b>5222</b>
<u>54332F</u>	<u>TOTAL</u>	1	15559	16057	103.2
		2	16159	16690	115.7

FOR OFFICIAL USE ONLY

FOR OFFICIAL USE ONLY



TABLE 132 - SUMMARY OF AIR NATIONAL GUARD FLYING HOURS BY MISSION, DESIGN  
AND SERIES - BY QUARTERS - BY PROGRAM AND ACTUAL -  
FOR FISCAL YEAR 1980 (CONTINUED)

PROGRAM ELEMENT	AIRCRAFT MDS	FY QTR	FLYING HOURS		PERCENT OF PROGRAM FLOWN
			PROGRAM	ACTUAL	
			<u>1980</u>		
		3	18750	20402	100.8
		4	18750	17785	94.8
		<b>TOTAL</b>	<b>69230</b>	<b>72934</b>	<b>105.3</b>
<u>54333F</u>	<u>C-7A</u>	1	892	900	102.0
		2	892	852	96.6
		3	1078	893	82.8
		4	1078	222	20.6
		<b>TOTAL</b>	<b>3920</b>	<b>2866</b>	<b>73.1</b>
<u>54333F</u>	<u>TOTAL</u>	1	892	900	102.0
		2	892	852	96.6
		3	1078	893	82.8
		4	1078	222	20.6
		<b>TOTAL</b>	<b>3920</b>	<b>2866</b>	<b>73.1</b>
<u>55296F</u>	<u>C-7A</u>	1			
		2			
		3		110	
		4		66	
		<b>TOTAL</b>		<b>176</b>	
<u>55296F</u>	<u>C-131A</u>	1			
		2			
		3		461	
		4		620	
		<b>TOTAL</b>		<b>1081</b>	
<u>55296F</u>	<u>C-131D</u>	1			
		2			
		3		2086	
		4		2131	

FOR OFFICIAL USE ONLY

FOR OFFICIAL USE ONLY

TABLE 132 - SUMMARY OF AIR NATIONAL GUARD FLYING HOURS BY MISSION, DESIGN  
AND SERIES - BY QUARTERS - BY PROGRAM AND ACTUAL -  
FOR FISCAL YEAR 1980 (CONTINUED)

PROGRAM ELEMENT	AIRCRAFT MDS	FY QTR	FLYING HOURS		PERCENT OF PROGRAM FLOWN
			PROGRAM	ACTUAL	
			<u>1980</u>		
		<b>TOTAL</b>		<b>4216</b>	
<u>55296F</u>	<u>C-131E</u>	1			
		2			
		3		426	
		4		433	
		<b>TOTAL</b>		<b>859</b>	
<u>55296F</u>	<u>T-33A</u>	1			
		2			
		3		3033	
		4		2027	
		<b>TOTAL</b>		<b>5060</b>	
<u>55296F</u>	<u>T-43A</u>	1			
		2			
		3		1810	
		4		1671	
		<b>TOTAL</b>		<b>3481</b>	
<u>55296F</u>	<b>TOTAL</b>	1			
		2			
		3		7926	
		4		7548	
		<b>TOTAL</b>		<b>15474</b>	
<u>59296F</u>	<u>C-7A</u>	1	100	119	118.5
		2	100	86	86.0
		3	99		
		4	92	22	24.2
		<b>TOTAL</b>	<b>390</b>	<b>227</b>	<b>58.2</b>

FOR OFFICIAL USE ONLY

FOR OFFICIAL USE ONLY

TABLE 132 - SUMMARY OF AIR NATIONAL GUARD FLYING HOURS BY MISSION, DESIGN AND SERIES - BY QUARTERS - BY PROGRAM AND ACTUAL - FOR FISCAL YEAR 1980 (CONTINUED)

PROGRAM ELEMENT	AIRCRAFT MOD	FY QTR	FLYING HOURS		PERCENT OF PROGRAM FLOWN
			PROGRAM	ACTUAL	
<u>1980</u>					
<u>59296F</u>	<u>C-131B</u>	1	524	404	88.5
		2	524	478	91.2
		3	529		
		4	529		
		TOTAL	2106	941	44.7
<u>59296F</u>	<u>C-131D</u>	1	1586	1855	117.0
		2	1586	1769	111.5
		3	1602		
		4	1602		
		TOTAL	6376	3624	56.8
<u>59296F</u>	<u>C-131E</u>	1	437	326	81.6
		2	430	460	105.4
		3	441		
		4	441		
		TOTAL	1755	816	46.5
<u>59296F</u>	<u>T-33A</u>	1	2699	2740	101.8
		2	2699	2557	94.6
		3	2064		
		4	2063		
		TOTAL	10725	5304	49.5
<u>59296F</u>	<u>T-43A</u>	1	1704	1480	86.8
		2	1705	1778	104.3
		3	1696		
		4	1696		
		TOTAL	6701	3257	48.0
<u>59296F</u>	<u>TOTAL</u>	1	7050	7019	99.6
		2	7050	7127	101.1
		3	7020		

FOR OFFICIAL USE ONLY

FOR OFFICIAL USE ONLY

TABLE 132 - SUMMARY OF AIR NATIONAL GUARD FLYING HOURS BY MISSION, DESIGN AND SERIES - BY QUARTERS - BY PROGRAM AND ACTUAL - FOR FISCAL YEAR 1980 (CONTINUED)

<u>PROGRAM ELEMENT</u>	<u>AIRCRAFT MUS</u>	<u>FY QTR</u>	<u>FLYING HOURS</u>		<u>PERCENT OF PROGRAM FLOWN</u>
			<u>PROGRAM</u>	<u>ACTUAL</u>	
			<u>1980</u>		
		4	7013	22	0.3
		<b>TOTAL</b>	<b>28173</b>	<b>14169</b>	<b>50.4</b>
<u>MFP 5</u>	<u>TOTAL</u>	1	89672	91161	101.7
		2	91250	94200	103.2
		3	105920	107683	101.7
		4	106454	99598	93.6
		<b>TOTAL</b>	<b>393296</b>	<b>392642</b>	<b>99.8</b>
	<u>TOTAL AIR NATIONAL GUARD</u>	1	89672	91161	101.7
		2	91250	94200	103.2
		3	105920	107683	101.7
		4	106454	99598	93.6
		<b>TOTAL</b>	<b>393296</b>	<b>392642</b>	<b>99.8</b>

FOR OFFICIAL USE ONLY

FOR OFFICIAL USE ONLY

SOURCE: Summary of USAF, AFR and ANG Flying Hours (SSA-41)  
 OPR: DCS/PA (Deputy Director for Resources)

TABLE 133 - AIR NATIONAL GUARD AIRCRAFT INVENTORY BY FUNCTIONAL MISSION AND DESIGN - AS OF END FY 1980

MODIFIED- MISSION-DESIGN -----	PRIMARY AIRCRAFT INVENTORY -----	BACKUP AIRCRAFT INVENTORY -----	TOTAL ACTIVE INVENTORY -----	INACTIVE -----	TOTAL -----
AIR NATIONAL GUARD					
A-7	282	3	285		285
A-10	72		72		72
TOTAL ATTACK	----- 354	----- 3	----- 357	-----	----- 357
KC-135	104		104		104
TOTAL TANKER	----- 104	-----	----- 104	-----	----- 104
C-7	2		2		2
C-130	160	19	179		179
C-131	30	3	33		33
TOTAL CARGO/TRANSPORT	----- 192	----- 22	----- 214	-----	----- 214
RF-4	144	13	157		157
B-57		3	3		3
EB-57	15		15		15
EC-130	8		8		8
TOTAL RECON/ELECTRONIC	----- 167	----- 16	----- 183	-----	----- 183
F-4	222	45	267		267
F-101	53	4	57		57
F-105	82	12	94		94
F-106	75	3	78		78
TOTAL FIGHTER/INTERCEPT	----- 432	----- 64	----- 496	-----	----- 496
HC-130	8		8		8
TOTAL RESCUE (FIX WING)	----- 8	-----	----- 8	-----	----- 8
T-33	38	10	48		48
T-43	6		6		6
TOTAL TRAINER	----- 44	----- 10	----- 54	-----	----- 54
HH-3	11		11		11
TOTAL HELICOPTER	----- 11	-----	----- 11	-----	----- 11
O-2	72	6	78		78
OA-37	36	19	55		55

SOURCE: PA 83-1

OPR: DCS/Programs and Evaluation

**UNCLASSIFIED**

TABLE 133 - AIR NATIONAL GUARD AIRCRAFT INVENTORY BY FUNCTIONAL MISSION AND DESIGN - AS OF END FY 1980

MODIFIED- MISSION-DESIGN -----	PRIMARY AIRCRAFT INVENTORY -----	BACKUP AIRCRAFT INVENTORY -----	TOTAL ACTIVE INVENTORY -----	INACTIVE -----	TOTAL -----
AIR NATIONAL GUARD					
TOTAL OBS/UTILITY	108	25	133		133
TOTAL AIR NATIONAL GUARD	1420	140	1560		1560

SOURCE: PA 83-1  
 OPR: DCS/Programs and Evaluation

TABLE 134 - AIR NATIONAL GUARD AIRCRAFT INVENTORY BY FUNCTIONAL MISSION, DESIGN AND SERIES - AS OF END FY 1980

MODIFIED- MISSION-DESIGN -----	PRIMARY AIRCRAFT INVENTORY -----	BACKUP AIRCRAFT INVENTORY -----	TOTAL ACTIVE INVENTORY -----	INACTIVE -----	TOTAL -----
AIR NATIONAL GUARD					
A=007D	282	3	285		285
A=010A	72		72		72
TOTAL	-----	-----	-----	-----	-----
ATTACK	354	3	357		357
KC=135A	104		104		104
TOTAL	-----	-----	-----	-----	-----
TANKER	104		104		104
C=007A	2		2		2
C=130A	56	6	62		62
C=130B	48	2	50		50
C=130D	8	1	9		9
C=130E	40	2	42		42
C=130H	8	8	16		16
C=131B	6		6		6
C=131D	19	3	22		22
C=131E	5		5		5
TOTAL	-----	-----	-----	-----	-----
CARGO/TRANSPORT	192	22	214		214
RF=004C	144	13	157		157
B=057C		3	3		3
EB=057B	15		15		15
EC=130E	8		8		8
TOTAL	-----	-----	-----	-----	-----
RECON/ELECTRONIC	167	16	183		183
F=004C	174	19	193		193
F=004D	48	26	74		74
F=101B	41		41		41
F=101F	12	4	16		16
F=105B	16		16		16
F=105D	40	3	43		43
F=105F	8	2	10		10
F=105G	18	7	25		25
F=106A	65	2	67		67
F=106B	10	1	11		11
TOTAL	-----	-----	-----	-----	-----
FIGHTER/INTERCEPT	432	64	496		496
HC=130H	4		4		4
HC=130P	4		4		4

SOURCE: PA 83-1  
 OPR: DCS/Programs and Evaluation

## UNCLASSIFIED

TABLE 134 - AIR NATIONAL GUARD AIRCRAFT INVENTORY BY FUNCTIONAL MISSION, DESIGN AND SERIES - AS OF END FY 1980

MODIFIED= MISSION-DESIGN -----	PRIMARY AIRCRAFT INVENTORY -----	BACKUP AIRCRAFT INVENTORY -----	TOTAL ACTIVE INVENTORY -----	INACTIVE -----	TOTAL -----
AIR NATIONAL GUARD					
TOTAL RESCUE (FIX WING)	8		8		8
T=033A	38	10	48		48
T=043A	6		6		6
TOTAL TRAINER	44	10	54		54
HH=003E	11		11		11
TOTAL HELICOPTER	11		11		11
O=002A	72	4	76		76
O=002B		2	2		2
OA=037B	36	19	55		55
TOTAL OBS/UTILITY	108	25	133		133
TOTAL AIR NATIONAL GUARD	1420	140	1560		1560

SOURCE: PA 83-1

OPR: DCS/Programs and Evaluation

UNCLASSIFIED



TABLE 135 - AGE (IN YEARS/MONTHS) DISTRIBUTION OF AIR NATIONAL GUARD  
AIRCRAFT INVENTORY BY FUNCTIONAL MISSION AND DESIGN  
AS OF 30 SEPTEMBER 1980

MISSION & DESIGN	INVENTORY BY AGE GROUP (YEARS)									TOTAL NUMBER	AVERAGE AGE YRS/MOS
	0-3	3-6	6-9	9-12	12-15	15-18	18-21	21-24	24+		
A-7	-	45	143	97	-	-	-	-	-	285	7/11
A-10	72	-	-	-	-	-	-	-	-	72	0/11
A-37	-	20	8	27	-	-	-	-	-	55	8/1
B-57	-	-	-	-	-	-	-	-	18	18	25/8
C-7	-	-	-	-	1	-	1	-	-	2	16/8
C-130	16	-	-	-	8	46	44	71	10	195	18/6
C-131	-	-	-	-	-	-	-	3	30	33	25/1
C-135	-	-	-	-	-	-	21	83	-	104	21/7
F-4	-	-	-	-	211	213	-	-	-	424	15/0
F-101	-	-	-	-	-	-	49	8	-	57	20/5
F-105	-	-	-	-	-	44	35	15	-	94	18/4
F-106	-	-	-	-	-	-	39	39	-	78	20/11
H-3	-	-	-	4	6	1	-	-	-	11	13/11
O-2	-	-	-	30	48	-	-	-	-	78	12/2
T-33	-	-	-	-	-	-	-	13	35	48	24/10
T-43	-	-	6	-	-	-	-	-	-	6	6/6
<u>ANG TOTAL</u>	<u>88</u>	<u>65</u>	<u>157</u>	<u>158</u>	<u>274</u>	<u>304</u>	<u>189</u>	<u>232</u>	<u>93</u>	<u>1560</u>	<u>14/11</u>

Source: RCS: SS-A-41, 30 Sep 1980  
OPR: DCS/Programs and Evaluation

UNCLASSIFIED

UNCLASSIFIED

UNCLASSIFIED

TABLE 136 - AIR NATIONAL GUARD FLYING UNITS AND PHYSICAL LOCATIONS - BY STATES - AS OF 30 SEPTEMBER 1980

ALASKA  
KULIS ANG Base  
176 Tac Aft Gp



UNCLASSIFIED



UNCLASSIFIED

UNCLASSIFIED



Fiscal

*PART IX*



## PART IX

## FISCAL

## INTRODUCTION

This section reflects the funding operations of the various Air Force appropriations and/or funds with the respective major programs for the fiscal years indicated in the title of each table.

## EXPLANATION OF TERMS

APPROPRIATION - An authorization by an Act of Congress to incur obligations for specified purposes and to make payments therefore out of the Treasury.

APPROPRIATION ACCOUNT - An account established to make amounts available for obligation and expenditure from the Treasury. Appropriation accounts include not only accounts to which money is appropriated, but also revolving funds, working funds, trust funds, etc. Appropriation accounts do not include official deposit funds.

APPROPRIATION REIMBURSEMENT - Amounts collected or to be collected for commodities, work or services furnished or to be furnished to another appropriation or fund or to an individual, firm or corporation which by law may be credited to an appropriation or fund account. Amounts to be collected include accounts receivable, reimbursements earned but not billed and amounts anticipated for the remainder of the year. They may also include inter-agency orders accepted and on hand for which delivery has not been made to the extent that this order is a valid obligation of this ordering agency and the collection will be credited to the appropriation being reported.

BUDGET PROGRAM - A subdivision established under an appropriation to identify a significant segment of Air Force operations.

DISBURSEMENT - The amount of expenditure checks issued and cash payments made, net of refunds received. Disbursements include all advances.

EXPENDITURE - Payment of obligations.

OUTLAY - Gross payments less reimbursements, refunds, and loan repayments received and credited to the appropriation or fund account. Consists of "expenditures" and "net lending". The terms "outlay" and "expenditures" are virtually synonymous for the Air Force, since the only difference is a relatively insignificant amount of "net lending".

FUND - A sum of money or other resource authorized by law to be set aside and to be used or expended only for specified purposes.

OBLIGATION - The amount of an order placed, contract awarded, or service received, or any transaction which establishes a legal requirement for the ultimate disbursement of funds.

OBLIGATIONS INCURRED - Amounts of orders placed, contracts awarded, services received, and similar transactions during a given period requiring future payment of money.

PROGRAM YEAR - A concept of accounting for funds, obligations, and expenditures under a no year appropriation by identification of transactions in fiscal year segments identified by the fiscal year in which individual items were planned for obligation, without regard to the fiscal year in which the transactions were actually accomplished.

PROJECT ACCOUNT CLASSIFICATION - A subdivision of an appropriation or fund for administrative use.

UNLIQUIDATED OBLIGATION - An obligation incurred for which payment has not been made.

UNOBLIGATED BALANCE - That portion of an authorization which has not been obligated.

Table 137 - DEPARTMENT OF THE AIR FORCE FY 1980 OUTLAYS  
(\$ IN MILLIONS)

(Figures are in millions of dollars and do not necessarily add due to rounding)

AVAILABLE FOR EXPENDITURE									
APPROPRIATION	UNEXPENDED BALANCE 01 OCT 79	1/ APPROPRIATION	TRANSFERS		ADJUSTMENTS IN EXPIRED ACCOUNTS	TOTAL	FY 1980 OUTLAYS	UNOBLIG BALANCE LAPSED	UNEXPENDED BALANCE 30 SEP 80
			CURRENT YEAR AUTHORITY	PRIOR YR UNOBL BAL AND OTHER					
<b>TOTAL AIR FORCE</b>									
Military Personnel	140.2	8,359.9	109.9	26.6	- 3.5	8,633.1	8,491.2	.7	141.2
Reserve Personnel	17.6	226.2	-	-	- .8	243.0	224.5	*	18.5
National Guard Personnel	17.5	292.3	7.6	-	- 4.3	313.1	300.3	.4	12.4
Operations & Maint, AF	1,571.0	12,314.0	42.5	54.1	5.4	13,987.0	11,874.0	-	2,113.0
Operations & Maint, AFR	39.2	511.4	-	-	- *	550.6	492.1	-	58.4
Operations & Maint, ANG	96.5	1,283.6	- 1.0	-	- 4.0	1,375.1	1,248.1	-	127.0
Discontinued Proc Appn	-	-	-	-	-	-	-	-	-
Aircraft Procurement	11,046.8	7,969.0	- 58.1	-129.3	-105.0	18,723.4	6,647.2	88.8	11,987.5
Missile Procurement	2,228.0	2,176.1	- 32.5	- 27.4	15.3	4,359.5	1,810.2	45.2	2,504.0
Other Procurement	2,241.9	2,661.9	- 9.0	- 54.9	- 26.2	4,813.7	2,444.7	68.1	2,300.9
Res, Dev, Test & Eval	2,214.5	5,052.3	3.5	1.2	6.1	7,277.6	5,016.6	76.5	2,184.6
Military Constr, AF	1,042.8	568.4	16.8	- 39.2	-	1,588.8	643.2	-	945.6
Military Constr, AFR	16.5	12.0	-	-	-	28.5	12.7	-	15.8
Military Constr, ANG	57.7	36.0	-	-	-	93.7	44.9	-	48.8
Subtotal - Direct Appns	20,730.2	41,463.1	79.7	-168.9	-117.0	61,987.1	39,249.7	279.7	22,457.7
Air Force Mgmt Fund	1.3	-	-	-	- .1	1.3	*	-	1.1
Air Force Stock Fund	1,388.6	442.9	-	38.8	-	1,870.3	7.0	-	1,863.3
Air Force Industrial Fund	255.2	-	-	-	-	255.4	-35.5	-	290.7
Defense Production Guar	1.8	-	-	-	-	1.8	-	-	1.8
Trust Funds	68.1	*	-	-	-	68.1	20.6	-	47.5
Misc Receipts	-	-266.0	-	-	-	-266.0	-266.0	-	-
<b>TOTAL - AIR FORCE</b>	<b>22,445.3</b>	<b>41,640.0</b>	<b>79.7</b>	<b>-130.0</b>	<b>+116.9</b>	<b>63,918.0</b>	<b>38,975.9</b>	<b>279.8</b>	<b>24,662.3</b>

1/ Incls reappropriations, rescissions, 3732 and contract authority.

\* Less than 50 thousand.

SOURCE: OSD FAD 739/82

OPR: AF/ACBMC

UNCLASSIFIED

UNCLASSIFIED



TABLE 138 - DEPARTMENT OF THE AIR FORCE OBLIGATIONS AGAINST ALL ACTIVE PROGRAMS DURING FY 1980

(Figures are in millions of dollars and do not necessarily add to totals due to rounding. Figures in parentheses denote minus figures.)

PROGRAM NUMBER	APPROPRIATIONS AND PROGRAM TITLE	OBLIGATIONS				
		FIRST QUARTER	SECOND QUARTER	THIRD QUARTER	FOURTH QUARTER	TOTAL
	<u>ALL DIRECT APPROPRIATIONS FY 1980 - TOTAL</u>	<u>9,325.0</u>	<u>10,124.4</u>	<u>11,035.0</u>	<u>10,762.5</u>	<u>41,246.9</u>
	<u>MILITARY PERSONNEL - TOTAL</u>	<u>2,134.7</u>	<u>2,136.1</u>	<u>2,127.4</u>	<u>2,233.2</u>	<u>8,631.4</u>
510	Pay and Allowance of Officers	640.5	655.2	651.4	669.9	2,617.0
530	Pay and Allowance Enlisted Personnel	1,235.0	1,215.1	1,213.1	1,205.0	4,868.2
550	Pay and Allowance of Cadets	7.2	6.1	5.8	5.9	25.0
560	Subsistence of Enlisted Personnel	134.4	138.5	131.0	133.5	537.4
570	Movement - Permanent Change of Station	117.0	120.7	125.4	218.6	581.7
590	Other Military Personnel Costs	.7	.5	.6	.3	2.1
993	Refunds on Transportation of Persons & Things	-	-	(.1)	.1	-
	<u>RESERVE PERSONNEL - TOTAL</u>	<u>49.0</u>	<u>52.4</u>	<u>61.5</u>	<u>63.9</u>	<u>226.8</u>
720	Reserve Personnel	43.8	47.0	55.1	53.9	199.8
780	Reserve Officer Candidates	5.2	5.3	6.5	10.1	27.1
993	Refunds on Transportation of Persons & Things	-	-	-	-	-
	<u>NATIONAL GUARD PERSONNEL - TOTAL</u>	<u>61.4</u>	<u>75.1</u>	<u>75.5</u>	<u>87.7</u>	<u>299.7</u>
520	National Guard Personnel	61.4	75.1	75.5	87.7	299.7
993	Refunds on Transportation of Persons & Things	-	-	-	-	-
	<u>OPERATIONS &amp; MAINTENANCE, AIR FORCE - TOTAL</u>	<u>3,170.5</u>	<u>3,212.9</u>	<u>3,374.0</u>	<u>3,715.7</u>	<u>13,473.1</u>
I	MFP-1 Strategic Forces	598.5	571.9	652.9	704.3	2,527.6
II	MFP-2 General Purpose Forces	598.3	617.7	739.6	844.2	2,799.8
III	MFP-3 Intelligence & Communications	246.8	176.0	192.1	221.9	836.8
IV	MFP-4 Airlift	213.0	240.1	266.8	253.3	973.2
VII	MFP-7 Central Supply & Maint	1,095.2	1,212.4	1,132.0	1,205.6	4,645.2
VIII	MFP-8 Training, Med & Other Gen Pers Act	344.3	323.0	319.1	405.3	1,391.7
IX	MFP-9 Administration & Assoc Activities	69.0	66.0	65.5	74.7	275.2
X	MFP-10 Support of Other Nations	5.4	5.8	6.0	6.4	23.6
	<u>OPERATIONS &amp; MAINTENANCE, AFR - TOTAL</u>	<u>101.3</u>	<u>130.5</u>	<u>132.0</u>	<u>152.9</u>	<u>516.7</u>
510	Mission Forces	66.7	92.0	99.1	116.7	374.5
520	Depot Maintenance	12.0	16.4	12.7	11.2	52.3
530	Other Support	22.6	22.0	20.4	24.9	89.9
	<u>OPERATIONS &amp; MAINTENANCE, ANG - TOTAL</u>	<u>240.8</u>	<u>344.4</u>	<u>360.6</u>	<u>346.3</u>	<u>1,292.1</u>
410	Operation of Aircraft	52.1	89.3	132.0	121.5	394.9
430	Logistical Support	17.2	78.3	47.5	31.3	174.3
440	Training Support	170.8	176.1	180.6	192.5	720.0
480	Service Wide Support	.7	.7	.5	.9	2.8
993	Refunds on Transportation of Persons & Things	-	-	-	-	-
	<u>AIRCRAFT PROCUREMENT - TOTAL</u>	<u>1,389.1</u>	<u>1,522.8</u>	<u>2,154.2</u>	<u>1,754.2</u>	<u>6,820.3</u>
1000	Airlift Weapons System	566.4	507.7	1,254.5	1,232.2	3,560.8
1100	Modification	328.4	278.8	326.7	161.5	1,095.4
1200	In-Service Direct Gnd Spt Equip - Common	19.2	77.4	125.7	35.9	258.2
1300	Component Improvement	-	-	-	-	-
1400	Aircraft Industrial Facilities	2.5	7.7	14.8	28.8	53.8
1500	Aircraft Replenishment Spares & Repair Parts	174.3	286.0	123.9	78.0	662.2
1600	Aircraft Initial Spares & Repair Parts	22.2	46.1	72.7	113.9	254.9
1700	War consumables	-	1.6	0	(.5)	1.1
1800	Procurement for Other than Air Force	7.8	27.0	48.7	38.0	121.5
1900	Other Charges	268.3	290.6	187.2	66.0	812.1

RECEIVED

TABLE 138 - DEPARTMENT OF THE AIR FORCE OBLIGATIONS AGAINST ALL  
ACTIVE PROGRAMS DURING FY 1980 (CONTINUED)

(Figures are in millions of dollars and do not necessarily add to totals due to rounding. Figures in parentheses denote minus figures.)

PROGRAM NUMBER	APPROPRIATIONS AND PROGRAM TITLE	OBLIGATIONS				
		FIRST QUARTER	SECOND QUARTER	THIRD QUARTER	FOURTH QUARTER	TOTAL
	<u>MISSILE PROCUREMENT - TOTAL</u>	<u>239.6</u>	<u>294.9</u>	<u>613.2</u>	<u>501.3</u>	<u>1,649.0</u>
2000	Missile Weapon System	26.5	40.8	279.4	126.0	472.7
2100	Modifications	1.5	10.6	18.5	4.0	34.6
2200	Replacement Equipment and VATE	-	1.9	7.4	9.8	19.1
2300	Space Programs	67.5	98.5	67.4	83.9	317.3
2400	Missile Industrial Facilities	.1	2.3	2.5	7.6	12.5
2500	Missile Replenishment Spares & Repair Parts	.6	7.2	24.7	11.0	43.5
2600	Missile Initial Spares & Repair Parts	-	.4	1.2	3.1	4.7
2800	Procurement Other Than Air Force	9.5	33.7	15.9	10.7	69.8
2900	Other Charges	133.7	99.7	196.2	245.3	674.9
	<u>OTHER PROCUREMENT - TOTAL</u>	<u>522.7</u>	<u>781.9</u>	<u>689.3</u>	<u>691.6</u>	<u>2,685.5</u>
	<u>OTHER PROCUREMENT - FY 80 &amp; FY 79</u>	<u>500.1</u>	<u>764.9</u>	<u>663.1</u>	<u>654.5</u>	<u>2,582.6</u>
8100	Munitions Forces	10.9	177.3	88.4	37.6	314.2
8200	Vehicular Equipment	20.5	62.1	45.5	27.1	155.2
8300	Elec & Telecom Equip	129.2	73.3	117.0	110.8	430.3
8400	Other Base Maint Sup Equip	329.5	399.6	377.9	403.1	1,510.1
8700	Procurement Other than Air Force	10.2	52.5	34.2	76.0	172.9
9930	Army Transport Refunds	-	-	-	-	-
	<u>OTHER PROCUREMENT - TOTAL FY 78</u>	<u>22.6</u>	<u>17.0</u>	<u>26.2</u>	<u>37.1</u>	<u>102.9</u>
8100	Munitions and Assoc Equip	(.8)	2.8	3.7	1.0	6.7
8200	Vehicular Equip	.7	5.6	1.1	.1	7.5
8300	Other Base Maintenance	1.8	2.5	7.0	-1.1	10.2
8400	Other Base Maint Spt Equip	19.2	4.7	13.1	36.5	73.5
8700	Procurement Other than Air Force	1.6	1.4	1.4	.8	5.2
	<u>RDT&amp;E - TOTAL</u>	<u>1,407.5</u>	<u>1,474.7</u>	<u>1,219.9</u>	<u>1,136.6</u>	<u>5,238.7</u>
610	Technology Base	245.0	116.8	90.6	94.0	546.4
620	Advance Technology Development	115.0	55.1	46.6	53.1	269.8
630	Strategic Programs	273.4	535.8	404.9	236.5	1,450.6
640	Tactical Programs	284.9	220.5	188.4	223.5	917.3
650	Intelligence & Comm	78.7	135.0	177.8	160.8	552.3
660	Programwide Mgmt & Support	294.5	297.5	198.7	217.7	1,008.4
690	Reimbursement Prog	116.0	114.1	112.6	151.2	493.9
	<u>MILITARY CONSTRUCTION, AF - TOTAL</u>	<u>8.4</u>	<u>95.4</u>	<u>219.5</u>	<u>66.3</u>	<u>389.6</u>
310	Project Planning and Design	7.6	16.5	9.2	4.8	38.1
320	Major Construction Inside U.S.	-	68.6	194.4	37.5	300.5
330	Major Construction Outside U.S.	-	4.7	7.0	13.8	25.5
340	Minor Construction	.9	4.8	8.2	9.0	22.9
350	Support Activities	-	.1	0	0	.1
370	Foreign Currency	-	.6	.8	1.1	2.5
	<u>MILITARY CONSTRUCTION AFR - TOTAL</u>	<u>-</u>	<u>3.3</u>	<u>2.1</u>	<u>.4</u>	<u>5.8</u>
310	Project Plan & Design	-	.2	.5	.4	1.1
320	Major Construction	-	3.2	1.5	0	4.7
340	Minor Construction	-	-	-	.1	.1
	<u>MILITARY CONSTRUCTION ANG - TOTAL</u>	<u>-</u>	<u>-</u>	<u>5.8</u>	<u>12.4</u>	<u>18.2</u>
310	Project Plan & Design	-	-	.2	.8	1.0
320	Major Construction	-	-	5.5	10.5	16.0
340	Minor Construction	-	-	.1	1.1	1.2

SOURCE: HAF-ACB(M)7130  
OPR: AF/ACBMC

UNCLASSIFIED



*Transportation*

*PART X*



**PART X****TRANSPORTATION****INTRODUCTION**

The data included in this section represent the actual movement of people and things world-wide.

Military Airlift Command (MAC) data shown herein represent movement by the Airlift Service Industrial Fund of traffic for all services and to a minor extent for other agencies. The Airlift Service Industrial Fund began operation at the beginning of Fiscal Year 1958.

Tables reflecting movements out of AF Continental US (CONUS) installations via commercial transportation refer to traffic where movement is accomplished by a bill of lading or a transportation request. Data as shown herein include movements by Air Force for other services and do not include movements for the Air Force by other services. Data are for the period in which traffic moved rather than for the period of payment for transportation service.

**DEFINITIONS**

LONG TON - 2,240 pounds.

SHORT TON - 2,000 pounds (Included in MAC movement statistics).

MEASUREMENT TON (M/T) - Unit of volume displacing 40 cubic feet of space.

SPACE AVAILABLE TRAVEL - Space which is surplus after all space required traffic has been accommodated and which would otherwise be unused.

SPACE REQUIRED TRAVEL - Transportation space against which a requirement was accepted and an assignment made.

UNCLASSIFIED

TABLE 139 - MILITARY AIRLIFT COMMAND SELECTED TRANSPORT OPERATIONS OF  
THE SINGLE MANAGER OPERATING AGENCY - BY USER  
FISCAL YEAR 1980

(Table below shows movements by Industrial fund aircraft and movements out of  
MAC aerial ports by non-Industrial Fund aircraft)

TYPE OF OPERATION	TOTAL	AIRLIFT SERVICE PROVIDED FOR				
		US ARMY	US NAVY	US MARINES	AIR FORCE	OTHER
<u>CHANNEL TRAFFIC SPACE</u> <u>ASSIGNED (In Thousands)</u> <sup>a/</sup>						
Cargo (Tons)	271.4	82.3	71.7	1.7	115.7	-
Passenger & Patients (No.)	1,152.1	486.1	275.2	64.3	326.5	-
<u>CHANNEL TRAFFIC TONS</u> <u>AIRLIFTED (In Thousands)</u>						
Total	401.4	134.8	89.1	9.2	147.2	21.1
Cargo <sup>b/</sup>	286.0	86.3	67.3	2.8	115.5	14.1
Passengers & Patients	115.4	48.5	21.8	6.4	31.7	7.0
<u>CHANNEL PASSENGERS AND</u> <u>PATIENTS AIRLIFT (In</u> <u>Thousands) - Total</u>	<u>1,038.9</u>	<u>437.0</u>	<u>195.8</u>	<u>57.8</u>	<u>285.2</u>	<u>63.1</u>
<u>SPECIAL ASSIGNMENT AIRLIFT</u> <u>TON MILES OF CAPABILITY</u> (Millions)	<u>651.4</u>	<u>102.2</u>	<u>100.4</u>	<u>46.7</u>	<u>329.2</u>	<u>72.9</u>
<u>SPECIAL AIR MISSION</u> (89 MAG) PASSENGERS AIRLIFTED (In Thousands) <sup>c/</sup>	—	—	—	—	—	—
<u>SPACE AVAILABLE</u> <u>PASSENGERS AIRLIFTED</u> (In Thousands) Total	<u>427.8</u>	<u>128.8</u>	<u>92.9</u>	<u>19.2</u>	<u>186.9</u>	—

a/ Space Assigned as of the end of the month.

b/ Includes mail carried on aircraft under operational control of MAC

c/ Information currently not available.

Source: Industrial Fund Revenue Reporting System, DCS/Comptroller, HQ MAC

UNCLASSIFIED

TABLE 140 - MILITARY AIRLIFT COMMAND SELECTED TRANSPORT OPERATIONS  
OF THE SINGLE MANAGER OPERATING AGENCY - BY ACTIVITY  
FISCAL YEAR 1980

## AIRLIFT SERVICE PERFORMED BY

TYPE OF OPERATION	Total	Transport Force	Special Air Msns (89 MAG)	Aeromed Evac	Other Military	Cmcl
<u>CHANNEL TRAFFIC SPACE ASSIGNED</u>						
(Thousands)						
Cargo (Tons)	271.4	a/			a/	a/
Passengers & Patients (Numbers)	1,152.1	a/			a/	a/
<u>CHANNEL TRAFFIC TONS AIRLIFT</u>						
(Thousands) - Total						
Cargo b/	401.4	281.6	-	-	4.6	115.2
Passengers & Patients	286.0	256.0	-	-	3.7	26.3
	115.4	25.6	-	-	.9	88.9
<u>CHANNEL PASSENGERS &amp; PATIENTS AIRLIFTED</u> (Thousands)						
	1,038.9	230.8	-	-	8.4	799.7
<u>CHANNEL TRAFFIC TON MILES OF CAPABILITY</u> (Millions)-Total						
Percent Capability Utilized	2,577.7	2,000.6	-	-	9.5	567.6
	51.4	43.5	-	-	100.0	78.4
<u>CHANNEL TRAFFIC TON MILES FLOWN</u> (Millions)						
Cargo	1,324.1	869.5	-	-	9.5	445.1
Outbound	930.9	821.0	-	-	8.8	101.1
Inbound	569.5	493.7	-	-	5.4	70.4
Passengers & Patients	361.4	327.3	-	-	3.4	30.7
Outbound	393.2	48.5	-	-	.7	344.0
Inbound	199.8	21.0	-	-	.2	178.6
	193.4	27.5	-	-	.5	165.4
<u>SPECIAL ASSIGNMENT AIRLIFT OF CAPABILITY</u> (Millions)						
	651.4	619.3	-	-	-	32.1
<u>DOMESTIC AEROMEDICAL PATIENTS AIRLIFTED</u> (Thousands)-Total						
	41.1	-	-	41.1	-	-
<u>SPACE AVAILABLE PASSENGERS AIRLIFTED</u> (Thousands)-Total						
	427.8	294.3	-	-	38.2	95.3

a/ Breakout between transport force and commercial not available.

b/ Includes mail carried on aircraft under operational control of Military Airlift Command.

SOURCE: Industrial Fund Revenue Reporting System, DCS/Comptroller, HQ MAC

UNCLASSIFIED

UNCLASSIFIED

TABLE 141 - MILITARY AIRLIFT COMMAND AIRLIFT SERVICE INDUSTRIAL  
FUND AIRCRAFT AND FLYING HOUR DATA - FISCAL YEAR 1980

TYPE BY FORCE	Primary Acft Auth As of 30 Sep 80	HOURS FLOWN DURING FY 1980			
		Total	Ferry, Test, and Other	Training	Transport
TOTAL	556	507,311	6,793	113,494	387,024
<u>Airlift Force - Total</u>	522	473,488	6,550	109,378	357,560
C-5	70	47,292	497	8,729	38,066
C-130	218	156,093	4,998	60,061	91,034
C-141	234	270,103	1,055	40,588	228,460
<u>Aeromedical Evacuation</u>					
C-9 - Total	17	25,239	116	2,171	22,952
375 AAW	11	18,094	7	1,171	16,916
374 TAW	3	3,050	109	653	2,288
435 TAW	3	4,095	-	347	3,748
<u>Special Air Missions (89 MAG) - Total</u>	17	8,584	127	1,945	6,512
C-9	3	1,571	43	445	1,083
VC-135B & C	5	1,611	5	266	1,340
VC-137B & C	6	2,184	53	473	1,658
C/VC-140B	3	3,218	26	761	2,431

Source: Aerospace Vehicle Inventory, Status and Utilization Report, HQ MAC



TABLE 142 — MILITARY AIRLIFT COMMAND COST OF COMMERCIAL AIRLIFT  
 PROCURED FOR SINGLE MANAGER OPERATING AGENCY  
 --BY CONTRACTOR-- FISCAL YEAR 1980

CONTRACTOR AND OTHER	CONTRACTUAL EXPENSE (In Thousands of Dollars)		
	TOTAL	PASSENGER	CARGO
Airlift International	\$20,636	\$ 10,724	\$ 9,912
Alaska International	183	--	183
Braniff Airways	8,510	8,510	--
Capitol Int'l Airways	5,680	5,680	--
Continental Air Lines	753	753	--
Del Rio Flying Service	92	--	92
Dickman Aviation	8	--	8
Eastern Air Lines	149	149	--
Evergreen Int'l	144	144	--
Express Airways	5	--	5
Flying Tiger	68,006	43,159	24,847
Mercury Airways	3	--	3
Northern Air Cargo	475	--	475
Northwest Airlines	17,504	17,463	41
Pacific Alaska	52	--	52
Pan American World Airways	16,082	15,610	472
Pee Dee Air Express	105	--	105
Reeve Aleutian Airways	1,794	1,794	--
Rich International	1,408	704	704
Scott Charter	99	--	99
Seaboard World Airlines	15,989	--	15,989
Trans American Airlines	50,090	50,090	--
Trans World Airlines	4,450	4,450	--
United Air Lines	532	532	--
World Airways	75,453	75,321	132
<u>TOTAL</u>	<u>\$ 288,202</u>	<u>\$ 235,083*</u>	<u>\$ 53,119</u>
Post Office Department-Total	90,824	--	--
<u>GRAND TOTAL</u>	<u>\$ 379,026</u>		

\* Head Tax (\$1,557) not included

SOURCE: Director of Industrial Fund, DCS/Comptroller, HQ MAC

UNCLASSIFIED

TABLE 143 - STATEMENT OF REVENUE AND COSTS - MILITARY AIRLIFT COMMAND  
 USAF INDUSTRIAL FUND - FISCAL YEAR 1980

Dollars in Millions

NET OPERATING RESULT (REVENUE LESS COSTS--FUNDED) TOTAL \$48.0 Loss			
<u>REVENUE (REIMBURSABLE)-TOTAL</u>	<u>\$1,709.3</u>	<u>COST INCURRED (FUNDED)-TOTAL</u>	<u>\$1,757.3</u>
<u>Channel Traffic--Total</u>	<u>672.5</u>	Commercial Augmentation	380.6
Passengers	221.1		
Cargo	429.9	Aviation Petroleum, Oil & Lubricants	888.6
Mail (Military Aircraft-- Total)	21.5		
Special Assignment Airlift-- Total	<u>199.0</u>	Maintenance	208.9
USAF Mission Responsibility-- Total	<u>491.3</u>	Other	279.2
Special Air Mission--89 Mil Airlift Group	21.8	<u>STATISTICAL COSTS--TOTAL</u>	<u>737.6</u>
Aeromedical Evacuation	37.4	(Not included in Costs- Funded above)	
International Aeromedical	11.2	<u>Military Pay &amp; Allowances</u>	
Exercise/Airborne Training	163.7	Total	<u>418.2</u>
Other	257.2	Depreciation--Total	<u>319.4</u>
Mail (Common Carrier)	<u>90.8</u>	Aircraft	298.4
Courier	<u>.3</u>	Other Equipment	21.0
Other - Total	<u>255.4</u>		

Source: Industrial Fund Revenue Reporting System, DCS/Comptroller, HQ MAC