



DEPARTMENT OF THE AIR FORCE
WASHINGTON, DC

Office Of The Assistant Secretary

19 May 2010

MEMORANDUM FOR: SAF/FM

FROM: SAF/FMC

SUBJECT: Request to Terminate For Official Use Only (FOUO) Markings

1. We respectfully request approval to remove the subject markings on the following documents.

USAF Summaries 1976/77/79/80/81/82/83/84/85 – Remove FOUO markings

USAF Summary 1978

(1) Remove FOUO markings

(2) Remove Statement: "This material contains information affecting the national defense of the United States and transmission or revelation of which in any manner to unauthorized persons is prohibited by law."

2. Current circumstances indicate the information no longer requires the protection from public disclosure and our organization would like to allow these documents to be made available on a public reading room website sponsored by Ms. Helen T. Kiss, Air Force History Office via the Defense Technical Information Center. The Air Force Declassification Office reviewed these documents and determined that they, in fact, can be considered unclassified and releasable.

3. These documents no longer meet the criteria assigned to protect documents under Exemptions 2-9 as indicated in DoD 5400.7, AF SUP 1, DoD Freedom of Information Act Program.

4. My Point of Contact for this request is Major Eli V. Brown, SAF/FMCE, e-mail: Eli.Brown@pentagon.af.mil, DSN: 225-5076, Commercial: 703-695-5076.


RICHARD K. HARTLEY
Deputy Assistant Secretary
(Cost and Economics)

Attachments:

1. AFDO Memo, Dated 1 April 2010
2. USAF Summary (Cover sheets) dated: 1976 - 1985
3. DoD 5400.7, AF Supplement 1, DoD FOIA Program (C4.5.1 – Termination of FOUO markings and Exemptions 2-9)

Report Documentation Page


Form Approved
OMB No. 0704-0188

Public reporting burden for the collection of information is estimated to average 1 hour per response, including the time for reviewing instructions, searching existing data sources, gathering and maintaining the data needed, and completing and reviewing the collection of information. Send comments regarding this burden estimate or any other aspect of this collection of information, including suggestions for reducing this burden, to Washington Headquarters Services, Directorate for Information Operations and Reports, 1215 Jefferson Davis Highway, Suite 1204, Arlington VA 22202-4302. Respondents should be aware that notwithstanding any other provision of law, no person shall be subject to a penalty for failing to comply with a collection of information if it does not display a currently valid OMB control number.

1. REPORT DATE 31 MAY 1979		2. REPORT TYPE		3. DATES COVERED 00-00-1979 to 00-00-1979	
4. TITLE AND SUBTITLE United States Air Force Summary Fiscal Year 1978, Thirty-Third Edition				5a. CONTRACT NUMBER	
				5b. GRANT NUMBER	
				5c. PROGRAM ELEMENT NUMBER	
6. AUTHOR(S)				5d. PROJECT NUMBER	
				5e. TASK NUMBER	
				5f. WORK UNIT NUMBER	
7. PERFORMING ORGANIZATION NAME(S) AND ADDRESS(ES) Managment Information Division, Directorate of Management Analysis, Comptroller of the Air Force, Headquarters, USAF, Washington, DC, 20330				8. PERFORMING ORGANIZATION REPORT NUMBER	
9. SPONSORING/MONITORING AGENCY NAME(S) AND ADDRESS(ES)				10. SPONSOR/MONITOR'S ACRONYM(S)	
				11. SPONSOR/MONITOR'S REPORT NUMBER(S)	
12. DISTRIBUTION/AVAILABILITY STATEMENT Approved for public release; distribution unlimited					
13. SUPPLEMENTARY NOTES					
14. ABSTRACT					
15. SUBJECT TERMS					
16. SECURITY CLASSIFICATION OF:			17. LIMITATION OF ABSTRACT Same as Report (SAR)	18. NUMBER OF PAGES 295	19a. NAME OF RESPONSIBLE PERSON
a. REPORT unclassified	b. ABSTRACT unclassified	c. THIS PAGE unclassified			

1st Ind, SAF/FM

Concur/Nonconcur



JAMIE M. MORIN
Assistant Secretary of the Air Force
(Financial Management and Comptroller)



DEPARTMENT OF THE AIR FORCE

WASHINGTON DC 20330-1000

OFFICE OF THE SECRETARY

April 1, 2010

MEMORANDUM FOR AF/HOH (MS. HELEN T. KISS)

FROM: Air Force Declassification Office
1720 Air Force Pentagon
Washington, DC 20330-1720

SUBJECT: AFDO Review-USAF Summaries 1979 through 1985

This office conducted a security review of USAF Summaries, January 1979 through 1985 and determined that they do not contain any information requiring exemption under the FOIA and can be considered unclassified and releasable. The POC for the review is Mr. George Gordon, 301-837-0720 or George.gordon@pentagon.af.mil.

//s//

JOANNE COLLINS,
Deputy Director, AFDO

~~FOUO~~
~~SECRET~~

A

UNITED STATES AIR FORCE STATISTICAL DIGEST

RCS: HAF-ACM (A) 7203

FISCAL YEAR 1978

This materiel contains information affecting the national defense of the United States within the meaning of the Espionage Laws (Title 18, U. S. C., section 793 and 794), the transmission or revelation of which in any manner to any unauthorized person is prohibited by law.

Retain or destroy this copy in accordance with Air Force Regulation 205-1. Do not return to sender.

THIRTY-THIRD EDITION

PUBLICATION DATE: 31 MAY 1979

PREPARED BY
COST ANALYSIS AND MANAGEMENT DIVISION
DIRECTORATE OF COST AND MANAGEMENT ANALYSIS
COMPTROLLER OF THE AIR FORCE
HEADQUARTERS, USAF
WASHINGTON, D. C. - 20330

CLASSIFIED BY: MULTIPLE SOURCES
DECLASSIFY ON: 31 DECEMBER ~~2000~~ 1986

~~FOUO~~
~~SECRET~~

B

0007
UNCLASSIFIED

0007
UNCLASSIFIED

DEPARTMENT OF THE AIR FORCE
HEADQUARTERS UNITED STATES AIR FORCE
WASHINGTON, D.C.



FOREWORD

The Statistical Digest was first printed in December 1945 by the Office of Statistical Control, Headquarters, Army Air Force. Its purpose then, and today, is to provide statistical summaries on Operations, Maintenance, Personnel, Budget, Reserve and Air National Guard components and related areas.

This is the thirty third edition, now titled the United States Air Force Statistical Digest. It is the official compilation of Air Force statistics for Fiscal Year 1978 (AFR 178-10).

The USAF Statistical Digest is compiled and published by the Directorate of Cost and Management Analysis, Comptroller of the Air Force. Responsible Air Staff offices, major commands, and separate operating agencies participate by submitting statistical summaries for inclusion in the publication.

The overall classification of this publication is SECRET. For classification guidance concerning elements of information in the document, contact the Office of Primary Responsibility or source indicated. Inquiries or suggestions regarding this publication should be addressed to HQ USAF/ACMCM.

A handwritten signature in cursive script, appearing to read "Henry J. Sechler".

HENRY J. SECHLER, Colonel, USAF
Director, Cost and Management Analysis
Comptroller of the Air Force

UNCLASSIFIED

UNCLASSIFIED

TABLE OF CONTENTS

	<u>PAGE</u>
FOREWORD	I - II
TABLE OF CONTENTS (U)	III - VIII
LINEAGE OF USAF MAJOR COMMANDS AND SEPARATE OPERATING AGENCIES FOR FY 1978 (U)	IX - X
OFFICE OF THE SECRETARY OF THE AIR FORCE (U)	- XI
THE AIR STAFF, DEPARTMENT OF THE AIR FORCE (U)	- XII
SECRETARY OF DEFENSE AND EXECUTIVES AND COMMANDERS OF THE UNITED STATES AIR FORCE DURING FISCAL YEAR 1978 (U)	XIII - XV
MAP OF USAF MAJOR INSTALLATIONS IN CONTINENTAL UNITED STATES (U)	- XVI
MAP OF USAF MAJOR INSTALLATIONS OUTSIDE CONTINENTAL UNITED STATES (U)	XVII - XVIII

PART I - AIR FORCE UNITS AND CAPABILITIES

AIR FORCE UNITS AND CAPABILITIES	1 - 46
Subject:	
INTRODUCTIONS AND DEFINITIONS (U)	1
Table 1 - Deployment of USAF Combat Forces By Squadrons And Total Primary Aircraft Authorization - At End Of Fiscal Year 1978 (S)	2 - 3
Table 2 - USAF Strategic Forces By Equipment And Command - As Of 31 March 1978 (S)	4
Table 3 - USAF Strategic Forces Aircraft C-Ratings - As Of 31 March 1978 (S)	5
Table 4 - USAF Strategic Forces By Equipment And Command - As Of 30 September 1978 (S)	6
Table 5 - USAF Strategic Forces Aircraft C-Ratings - As Of 30 September 1978 (S)	7
Table 6 - USAF Air Defense Forces By Equipment And Command - As Of 31 March 1978 (S)	8
Table 7 - USAF Air Defense Forces Aircraft C-Ratings - As Of 31 March 1978 (S)	9
Table 8 - USAF Air Defense Forces By Equipment And Command - As Of 30 September 1978 (S)	10
Table 9 - USAF Air Defense Forces Aircraft C-Ratings - As Of 30 September 1978 (S)	11
Table 10 - USAF Tactical Forces By Equipment And Command - As Of 31 March 1978 (S)	12 - 13
Table 11 - USAF Tactical Forces Aircraft C-Ratings - As Of 31 March 1978 (S)	14
Table 12 - USAF Tactical Forces By Equipment And Command - As Of 30 September 1978 (S)	15 - 16
Table 13 - USAF Tactical Forces Aircraft C-Ratings - As Of 30 September 1978 (S)	17
Table 14 - USAF Reconnaissance Forces By Equipment And Command - As Of 31 March 1978 (S)	18
Table 15 - USAF Reconnaissance Forces Aircraft C-Ratings - As Of 31 March 1978 (S)	19
Table 16 - USAF Reconnaissance Forces By Equipment And Command - As Of 30 September 1978 (S)	20
Table 17 - USAF Reconnaissance Forces Aircraft C-Ratings - As Of 30 September 1978 (S)	21
Table 18 - USAF Electronic Warfare Forces By Equipment And Command - As Of 31 March 1978 (S)	22
Table 19 - USAF Electronic Warfare Forces Aircraft C-Ratings - As Of 31 March 1978 (S)	23
Table 20 - USAF Electronic Warfare Forces By Equipment And Command - As Of 30 September 1978 (S)	24
Table 21 - USAF Electronic Warfare Forces Aircraft C-Ratings - As Of 30 September 1978 (U)	25
Table 22 - USAF Special Operations Forces By Equipment And Command - As Of 31 March 1978 (S)	26
Table 23 - USAF Special Operations Forces Aircraft C-Ratings - As Of 31 March 1978 (S)	27
Table 24 - USAF Special Operations Forces By Equipment And Command - As Of 30 September 1978 (S)	28
Table 25 - USAF Special Operations Forces Aircraft C-Ratings - As Of 30 September 1978 (S)	29
Table 26 - USAF Airlift Forces By Equipment And Command - As Of 31 March 1978 (S)	30 - 31
Table 27 - USAF Airlift Forces Aircraft C-Ratings - As Of 31 March 1978 (S)	32
Table 28 - USAF Airlift Forces By Equipment And Command - As Of 30 September 1978 (S)	33 - 34
Table 29 - USAF Airlift Forces Aircraft C-Ratings - As Of 30 September 1978 (S)	35
Table 30 - USAF Combat Aircraft And Crews Summary (Including Air National Guard And Air Force Reserves Resources) - As Of 31 March 1978 (S)	36 - 39
Table 31 - USAF Combat Aircraft And Crews Summary (Including Air National Guard And Air Force Reserves Resources) - As Of 30 September 1978 (S)	40 - 43
Table 32 - USAF Combat Missiles And Crews Summary - As Of 31 March 1978 (S)	44
Table 33 - USAF Combat Missiles And Crews Summary - As Of 30 September 1978 (S)	45
Table 34 - Aircraft And Missile Units C-Rating Percentages Criteria (U)	46

UNCLASSIFIED

TABLE OF CONTENTS (Continued)

	<u>PAGE</u>
<u>PART II - FLIGHT OPERATIONS</u>	
FLYING HOURS	47 - 75
Subject:	
INTRODUCTION AND DEFINITIONS (U)	47 - 48
Table 35 - Summary Of Air Force Flying Hours By Mission, Design And Series - By Quarters - By Program And Actual - For Fiscal Year 1978 (FOUO)	49 - 72
Table 36 - Summary Of Air Force, Air Force Reserve And Air National Guard Flying Hours By Command - By Quarters - By Program And Actual - For Fiscal Year 1978 (FOUO)	73 - 75
<u>PART III - MATERIEL</u>	
AIRCRAFT AND MISSILES	77 - 97
Subject:	
INTRODUCTION AND DEFINITIONS (U)	77
Table 37 - USAF Aircraft Acceptances Of Models In Production, By Manufacturer, By Recipient - By Month - For Fiscal Year 1978 (U)	78 - 80
Table 38 - USAF Procurement For Security Assistance Programs, By Fiscal Year Funding For FY 1979 And Prior Through Fiscal Year 1978 (U)	81
Table 39 - USAF Aircraft Procurement Programs By Fiscal Year Funding - FY 1979 And Prior Through FY 1978 (U)	82
Table 40 - USAF Guided Missile (Including Target Drones) Procurement Programs, By Fiscal Year Funding - FY 1977 And Prior Through FY 1978 (U)	83
Table 41 - USAF Aircraft Production Schedule And Acceptances - At End Fiscal Year 1978 (U)	84
Table 42 - USAF Missile And Target Drone Production Schedules And Acceptances - At End Fiscal Year 1978 (U)	85
Table 43 - Summary Of U. S. Air Force, Air Force Reserve And Air National Guard Air- craft Inventory By Functional Mission And Design - As Of End Fiscal Year 1978 (U)	86
Table 44 - USAF Aircraft Inventory By Functional Mission And Design - As Of End FY 1978 (U)	87 - 89
Table 45 - Summary Of USAF Aircraft Inventory By Functional Mission And Design - As Of End FY 1978 (U)	90
Table 46 - Summary Of Foreign Government Owned Aircraft Located In CONUS And Under USAF Operation Control - By Mission And Design - As Of End FY 1978 (U)	91
Table 47 - Selected USAF Aircraft Mission Capability Rates - At End Of Month - Fiscal Year 1978 (U)	92 - 95
Table 48 - Age (In Years/Months) Distribution Of Active Forces Aircraft Inventory By Mission, Design And Series - As Of 30 September 1978 (U)	96
Table 49 - Age (In Years/Months) Distribution Of USAF Strategic Missiles Inventory By Mission And Design - As Of 30 September 1978 (U)	97
WAR READINESS MATERIEL	98 - 100
Subject:	
INTRODUCTION AND DEFINITIONS (U)	98
Table 50 - Comparison Of The USAF Inventory Of Air Munitions Items - World-Wide - As Of 30 September 1978 (S)	99 - 100
<u>PART IV - INSTALLATIONS</u>	
INSTALLATIONS	101 - 108
Subject:	
INTRODUCTION AND DEFINITIONS (U)	101 - 102
Table 51 - Summary Of USAF Installations (U)	103
Table 52 - Air Force Real Property Data - World-Wide - Fiscal Year 1978 (U)	104
Table 53 - Cost To U. S. Government Of Military Real Property Controlled By The Depart- ment Of The Air Force - World-Wide - 30 September 1978 (U)	105
Table 54 - Military Real Property Acreage Controlled And Located At Department Of The Air Force Installations - World-Wide - 30 September 1978 (U)	106
Table 55 - Government Cost Of Land Controlled By Department Of The Air Force - World- Wide - 30 September 1978 (U)	107
Table 56 - Maintenance And Operation Cost Of USAF Real Property - By Command - World- Wide - Fiscal Year 1978 (U)	108

UNCLASSIFIED

TABLE OF CONTENTS (Continued)

	<u>PAGE</u>
<u>PART V - PERSONNEL</u>	
MILITARY PERSONNEL	109 - 163
Subject:	
DEFINITIONS (U)	109 - 110
STRENGTH	111 - 133
Table 57 - Military Strength Of Officers By Grade In Which Serving By Command - As Of 30 September 1978 (U)	111
Table 58 - USAF Regular And Reserve General Officers By Grade In Which Serving - World-Wide - At End Of Quarter - Fiscal Year 1978 (U)	112
Table 59 - Airmen By Grade In Which Serving, By Command - World-Wide - As Of 30 September 1978 (U)	113 - 114
Table 60 - USAF Officers By Grade In Which Serving, By Age - By Average Age - World-Wide - As Of 30 September 1978 (U)	115
Table 61 - USAF Military Personnel By Grade In Which Serving, By Component - World-Wide - At End Of Quarter - Fiscal Year 1978 (U)	116 - 118
Table 62 - USAF Regular Commissioned Officers By Grade In Which Serving, By Control Branch - World-Wide - Semi-Annual - As Of 31 March 1978 And 30 September 1978 (U)	119
Table 63 - USAF Non-Regular Commissioned Officers By Grade In Which Serving, By Control Branch - World-Wide - Semi-Annual - As Of 31 March 1978 And 30 September 1978 (U)	120
Table 64 - USAF Female Personnel By Type, By Grade In Which Serving - World-Wide - As Of 30 September 1978 (U)	121
Table 65 - USAF Regular Officers By Year Group (TAFCSO) By Grade - As Of 30 September 1978 (U)	122
Table 66 - USAF Non-Regular Officers By Year Group (TAFCSO) By Grade - As Of 30 September 1978 (U)	123
Table 67 - USAF Military Personnel Duty Location Strength By State, In The United States - Annually - Fiscal Year 1978 (U)	124
Table 68 - USAF Military Personnel Duty Location Strength By Country, Overseas - End Of Fiscal Year 1978 (U)	125 - 126
Table 69 - Enlisted Force Age By Grade - As Of 30 September 1978 (U)	127
Table 70 - USAF Officers By Sex, By Ethnic Group, By Grade - World-Wide - As Of 30 September 1978 (U)	128
Table 71 - USAF Regular Officers By Source Of Commission, By Race - By Grade - As Of 30 September 1978	129 - 130
Table 72 - USAF Non-Regular Officers By Source Of Commission, By Race - By Grade - As Of 30 September 1978 (U)	131 - 132
Table 73 - USAF Officers By Marital Status And Grade - As Of 30 September 1978 (U)	133
PERSONNEL BY AERONAUTICAL STATUS	134 - 138
Table 74 - USAF Officers By Aeronautical Rating, On Flying Status - By Grade In Which Serving - World-Wide - At End Of Quarter - Fiscal Year 1978 (U)	134
Table 75 - USAF Officers By Aeronautical Status - World-Wide - At End Of Quarter - Fiscal Year 1975 (U)	135
Table 76 - USAF Officers By Aeronautical Rating On Flying Status, By Command - World-Wide - As Of 30 September 1978 (U)	136 - 137
Table 77 - USAF Officers On Flying Status By Aeronautical Rating, By Age - World-Wide - As Of 30 September 1978 (U)	138
SPECIALTIES AND SKILL LEVEL	139 - 140
Table 78 - Assigned USAF Officers By Occupational Field Based On Duty Specialty - World-Wide - As Of 30 September 1978 (U)	139
Table 79 - USAF Officers By Grade, By Educational Level - World-Wide - As Of 30 September 1978 (U)	140
PROMOTIONS	141
Table 80 - USAF Active Military Personnel By Grade To Which Promoted - World-Wide - FY 1975-FY 1976 (With Transition Quarter) FY 1977 And Through FY 1978 (U)	141
GAINS, LOSSES, AND STATUS CHANGE	142 - 150
Table 81 - Gains And Losses Of USAF Officers To The Active Military Strength - World-Wide - Fiscal Year 1978 (U)	142 - 143
Table 82 - Gains And Losses And Status Changes Of Airmen To USAF Active Strength - World-Wide - Fiscal Year 1978 (U)	144 - 146

UNCLASSIFIED

TABLE OF CONTENTS (Continued)

PAGE

PART V - PERSONNEL (Continued)

GAINS, LOSSES, AND STATUS CHANGES (Continued)	147 - 150
Table 83 - Gains And Losses Of USAF Officers, By Grade - By Quarter - World-Wide - Fiscal Year 1978 (U)	147
Table 84 - Gains And Losses Of USAF Airmen, By Grade - By Quarter - World-Wide - Fiscal Year 1978 (U)	148
Table 85 - Losses Of Officers By Aeronautical Status, By Age Group - World-Wide - Fiscal Year 1978 (U)	149
Table 86 - USAF Officer Losses By Source Of Commission, By Grade - Fiscal Year 1978 (U)	150
ENLISTMENTS AND REENLISTMENTS	151 - 154
Table 87 - Enlistments And Reenlistments By Grade, By Sex - World-Wide - Fiscal Year 1978 (U)	151
Table 88 - Enlistments And Reenlistments By Term Of Enlistment, By Sex - World-Wide - Fiscal Year 1978 (U)	152
Table 89 - Enlistments By Educational Level - By Quarter - World-Wide - Fiscal Year 1978 (U)	153
Table 90 - Non-Prior Service Enlistments By Armed Forces Qualification Test (AFQT) Mental Category - By Quarter - Fiscal Year 1978 (U)	154
RETIREMENTS	155
Table 91 - USAF Retired Military Personnel By Pay Grade, By Type Of Retirement, By Component - As Of 30 September 1978 (U)	155
<u>DISTRIBUTION OF USAF REGULAR AND NON-REGULAR LINE AND OTHER THAN LINE COMMISSIONED OFFICERS</u>	
Table 92 - Distribution Of USAF Regular (Male And Female) Line And Other Than Line Commissioned Officers By Permanent Grade And Temporary Grade In Which Serving - As Of 30 September 1978 (U)	156
Table 93 - Distribution Of USAF Non-Regular (Male And Female) Line And Other Than Line Commissioned Officers By Permanent Grade And Temporary Grade In Which Serving - As Of 30 September 1978 (U)	157
OFFICER AND AIRMEN DEATHS	158 - 163
Table 94 - Non-Battle Deaths Of USAF Officers By Aeronautical Rating, By Grade In Which Serving At Time Of Death - World-Wide - Semi-Annually - Fiscal Year 1978 (U)	158
Table 95 - Non-Battle Deaths Of USAF Officers And Airmen By Grade In Which Serving At Time Of Death - World-Wide - Semi-Annually - Fiscal Year 1978 (U)	159
Table 96 - Non Battle Deaths of USAF Officers By Age Group, By Grade In Which Serving At Time Of Death - World-Wide - Semi-Annually - Fiscal Year 1978 (U)	160
Table 97 - Non-Battle Deaths Of USAF Airmen By Age Group, By Grade In Which Serving At Time Of Death - World-Wide - Semi-Annually - Fiscal Year 1978 (U)	161
Table 98 - Non-Battle Deaths Of USAF Officers By Age Group, By Causative Agent - World-Wide - Semi-Annually - Fiscal Year 1978 (U)	162
Table 99 - Non-Battle Deaths Of USAF Airmen By Age Group, By Causative Agent - World-Wide - Semi-Annually - Fiscal Year 1978 (U)	163
HEADQUARTERS MANAGEMENT DATA	164 - 165
Table 100 - USAF Management Headquarters - By Military And Civilian Personnel - Actual - Fiscal Year 1978 (U)	164 - 165
CIVILIAN PERSONNEL	166 - 172
Subject:	
INTRODUCTION (U)	166
Table 101 - Total USAF Civilian Employment By U. S. Civilians And Non-U. S. Civilians By Geographical Area - By Command - As Of 30 September 1978 (U)	167
Table 102 - Chargeable USAF Civilian Personnel Strength By Appropriation - For 30 September 1977 And 30 September 1978 (U)	168

UNCLASSIFIED

TABLE OF CONTENTS (Continued)

	<u>PAGE</u>
<u>PART V - PERSONNEL (Continued)</u>	
CIVILIAN PERSONNEL (Continued)	169 - 172
Table 103 - USAF General Schedule Average Grade Comparison By Command And Separate Operating Agencies - As Of 30 September 1978 (U)	169
Table 104 - Civilian Minority Group Employment - By Race - As Of 30 September 1978 (U)	170
Table 105 - Scope Of Labor-Management Relations Activity In Air Force Major Air Com- mands - As Of November 1978 (U)	171
Table 105A - Summary Of USAF Civilian Retirement Fund Transactions For The Calender Year Ended 31 December 1978 (U)	172
<u>PART VI - MEDICAL</u>	
MEDICAL	173 - 180
Subject: DEFINITIONS (U)	173
Table 106 - Selected Data Concerning Medical Care Provided At Fixed Air Force Medical Facilities - World-Wide - FY 1974 Through FY 1978 (U)	174 - 175
Table 107 - Admission Rates For Major Illness Groups, By Month And Geographic Area, Air Force Personnel - FY 1974 Through FY 1978 (U)	176 - 177
Table 108 - Non-Effective Ratios For All Causes, By Month, Air Force Personnel - World-Wide - FY 1974 Through FY 1978 (U)	178
Table 109 - Hospitalized Ratios For All Causes, By Month, Air Force Personnel - World-Wide - FY 1974 Through FY 1978 (U)	179
Table 110 - Number Of Individuals Completing Physiological Training According To Phase Of Training - FY 1974 Through FY 1978 (U)	180
<u>PART VII - SECURITY AND DISCIPLINE</u>	
THE AIR FORCE CORRECTION PROGRAM	181 - 185
Subject: INTRODUCTION AND DEFINITIONS (U)	181
Table 111 - Confinement Facilities Operated By Air Force Installations - Semi- Annually - Fiscal Year 1978 (U)	182
Table 112 - Air Force Prisoners - Total In Confinement - Semi-Annually - Fiscal Year 1978 (U)	183
Table 113 - Personnel In Correctional Custody - Semi-Annually - Fiscal Year 1978 (U) .	184
Table 114 - Total Releases From Correctional Custody - Semi-Annually - Fiscal Year 1978 (U)	185
OFFICE OF SPECIAL INVESTIGATIONS	186 - 189
Subject: DEFINITIONS (U)	186
Table 115 - Investigative Activity By Theater And World-Wide - As Of 30 September 1978 (U)	187 - 189
THE JUDGE ADVOCATE GENERAL	190 - 195
Subject: INTRODUCTION AND DEFINITIONS (U)	190
Table 116 - Annual Article 15 Activities And Number Of Article 15 Actions - From The Judge Advocate General, USAF - For Fiscal Year 1978 (U)	191
Table 117 - Annual Article 15 Activities And Punishments Imposed - From The Judge Advocate General, USAF - For Fiscal Year 1978 (U)	192
Table 118 - Annual Court-Martial Activities Of Persons Tried By Courts-Martial By Average Strength And Type Of Court-Martial - From The Judge Advocate General, USAF - For Fiscal Year 1978 (U)	193
Table 119 - Annual Court-Martial Activities Of Trials Convened, By Type Of Courts- Martial And Annual Article 15 Actions - From The Judge Advocate General, USAF - For Fiscal Year 1978 (U)	194
Table 120 - Annual Court-Martial Activities Of Persons Convicted/Acquitted, By Type Of Courts-Martial - By Officers And Airmen - From The Judge Advocate General, USAF - For Fiscal Year 1978 (U)	195

UNCLASSIFIED

TABLE OF CONTENTS (Continued)

PAGE

PART VIII - COMPONENTSAIR FORCE RESERVE AND AIR NATIONAL GUARD

AIR FORCE RESERVE	197 - 214
Subject:	
INTRODUCTION AND DEFINITIONS (U)	197
Table 121 - Summary Of Air Force Reserve Flying Hours By Mission, Design And Series - By Quarters - By Program And Actual - For Fiscal Year 1978 (FOUO)	198 - 208
Table 122 - Air Force Reserve Aircraft Inventory By Functional Distribution - By Mission And Design - As Of End FY 1978 (U)	209
Table 123 - Age (In Years/Months) Distribution Of Air Force Reserve Aircraft By Mission And Design - As Of 30 September 1978 (U)	210
Table 124 - Air Force Reserve Officers, By Reserve Section And Grade - As Of 30 Sep- tember 1978 (U)	211
Table 125 - Air Force Reserve Airmen, By Reserve Section And Grade - As Of 30 Sep- tember 1978 (U)	212
Table 126 - Reserve Officer Representation On The Air Force Staff - As Of 30 Sep- tember 1978 (U)	213
Table 127 - Air Force Reserve Units And Physical Locations - By States - As Of 1 December 1978 (U)	214
AIR NATIONAL GUARD	215 - 236
Subject:	
Table 128 - Summary Of Air National Guard Flying Hours By Mission, Design And Series - By Quarters - By Program And Actual - For Fiscal Year 1978 (FOUO)	216 - 231
Table 129 - Air National Guard Aircraft Inventory By Functional Distribution - By Mission And Design - As Of End FY 1978 (U)	232 - 233
Table 130 - Air National Guard Flying Units And Physical Locations - By States - As Of 30 September 1978 (U)	234 - 235
Table 131 - Age (In Years/Months) Distribution Of Air National Guard Aircraft By Mission And Design - As Of 30 September 1978 (U)	236

PART IX - FISCAL

FISCAL DATA	237 - 241
Subject:	
INTRODUCTION AND EXPLANATION OF TERMS (U)	237
Table 132 - Department Of The Air Force Fiscal Year 1978 Outlays (U)	238
Table 133 - Department Of The Air Force Obligations Against All Active Programs During FY 1978 (U)	239 - 241

PART X - TRANSPORTATION

TRANSPORTATION	243 - 248
Subject:	
INTRODUCTION AND DEFINITIONS (U)	243
Table 134 - Military Airlift Command Selected Transport Operations Of The Single Man- ager Operating Agency - By User - Fiscal Year 1978 (U)	244
Table 135 - Military Airlift Command Selected Transport Operations Of The Single Man- ager Operating Agency - By Activity - Fiscal Year 1978 (U)	245
Table 136 - Military Airlift Command Airlift Service, Industrial Fund Aircraft, And Flying Hour Data - Fiscal Year 1978 (U)	246
Table 137 - Military Airlift Command Cost Of Commercial Airlift Procured For Single Manager Operating Agency By Contractor - Fiscal Year 1978 (U)	247
Table 138 - Statement Of Revenue And Costs - Military Airlift Command, USAF Indus- trial Fund - Fiscal Year 1978 (U)	248

UNCLASSIFIED

LINEAGE OF USAF MAJOR COMMAND AND SEPARATE OPERATING AGENCIES
FOR FISCAL YEAR 1978

AEROSPACE DEFENSE COMMAND (ADC)

Established as Air Defense Command, 21 March 1946; activated as a major command, 27 March 1946; reassigned, as an operational command, to Continental Air Command, 1 December 1948; discontinued, 1 July 1950; reestablished as a major command, 1 January 1951; redesignated Aerospace Defense Command, 15 January 1968.

AIR FORCE ACCOUNTING AND FINANCE CENTER (AFAFC)

Established as Air Force Finance Division and organized as a separate operating agency, 1 January 1951; redesignated Air Force Accounting and Finance Division, 1 September 1957; redesignated Air Force Accounting and Finance Center, 1 July 1959.

AIR FORCE AUDIT AGENCY (AFAA)

Constituted as Air Force Audit Agency and activated as a separate operating agency, 31 December 1971.

AIR FORCE COMMUNICATIONS SERVICE (AFCS)

Constituted as Army Airways Communications System Wing, 13 April 1943; activated as part of Flight Control Command, 26 April 1943; reassigned directly to Army Air Forces, 14 July 1943; redesignated Army Airways Communications System, 26 April 1944; redesignated Air Communications Service and reassigned to Air Transport Command, 13 March 1946; redesignated Airways and Air Communications Service, 11 September 1946; reassigned to Military Air Transport Service, 1 June 1948; relieved from assignment to Military Air Transport Service, elevated to a major command, and redesignated Air Force Communications Service, 1 July 1961.

AIR FORCE ENGINEERING AND SERVICES CENTER (AFESC)

Constituted as Air Force Engineering and Services Agency and activated as a separate operating agency, 8 April 1977; redesignated Air Force Engineering and Services Center, 30 June 1978.

AIR FORCE INSPECTION AND SAFETY CENTER (AFISC)

Constituted as Air Force Inspection and Safety Center and activated as a separate operating agency, 31 December 1971.

AIR FORCE INSPECTOR GENERAL ACTIVITIES CENTER (AFIGAC)

Constituted as Air Force Inspector General Activities Center and activated as a separate operating agency, 1 June 1978.

AIR FORCE INTELLIGENCE SERVICE (AFIS)

Constituted as Air Force Intelligence Service and activated as a separate operating agency, 27 June 1972.

AIR FORCE LEGAL SERVICES CENTER (AFLSC)

Constituted as Air Force Legal Services Center and activated as a separate operating agency, 1 July 1978.

AIR FORCE LOGISTICS COMMAND (AFLC)

Established as Army Air Forces Materiel and Services, 14 July 1944; organized as a major command, 17 July 1944; redesignated Army Air Forces Air Technical Service Command, 31 August 1944; redesignated Air Technical Service Command, 1 July 1945; redesignated Air Materiel Command, 9 March 1946; redesignated Air Force Logistics Command, 1 April 1961.

AIR FORCE MANPOWER AND PERSONNEL CENTER (AFMPC)

Constituted as Air Force Military Personnel Center and activated as a separate operating agency, 31 December 1971; redesignated Air Force Manpower and Personnel Center, 30 June 1978.

AIR FORCE MEDICAL SERVICE CENTER (AFMSC)

Constituted as Air Force Medical Service Center and activated as a separate operating agency, 1 July 1978.

AIR FORCE OFFICE OF SPECIAL INVESTIGATIONS (AFOSI)

Constituted as Air Force Office of Special Investigations and activated as a separate operating agency, 31 December 1971.

AIR FORCE RESERVE (AFRES)

Constituted as Air Force Reserve and activated as a separate operating agency, 21 June 1968; organized, 1 August 1968; status changed from a separate operating agency to a direct reporting unit, 1 July 1978.

AIR FORCE SERVICE INFORMATION AND NEWS CENTER (AFSINC)

Constituted as Air Force Service Information and News Center and activated as a separate operating agency, 1 June 1978.

AIR FORCE SYSTEMS COMMAND (AFSC)

Established as Research and Development Command, 23 January 1950; organized as a major command, 1 February 1950; redesignated Air Research and Development Command, 16 September 1950; redesignated Air Force Systems Command, 1 April 1961.

AIR FORCE TEST AND EVALUATION CENTER (AFTEC)

Constituted as Air Force Test and Evaluation Center and activated as a separate operating agency, 1 January 1974.

UNCLASSIFIED

LINEAGE OF USAF MAJOR COMMAND AND SEPARATE OPERATING AGENCIES
FOR FISCAL YEAR 1978 (CONTINUED)

AIR TRAINING COMMAND (ATC)

Established as a major command under designation Air Corps Flying Training Command, 23 January 1942; redesignated Army Air Forces Flying Training Command, March 1942; redesignated Army Air Forces Training Command, 31 July 1943; redesignated Air Training Command, 1 July 1946.

ALASKAN AIR COMMAND (AAC)

Constituted as Alaskan Air Force, 28 December 1941; activated as a major command, 15 January 1942; redesignated Eleventh Air Force, 5 February 1942; redesignated Alaskan Air Command, 18 December 1945.

MILITARY AIRLIFT COMMAND (MAC)

Established as Military Air Transport Service and organized as a major command, 1 June 1948; redesignated Military Airlift Command, 1 January 1966.

PACIFIC AIR FORCES (PACAF)

Constituted as Far East Air Forces, 31 July 1944; activated as a major command, 3 August 1944; redesignated Pacific Air Command, US Army, 6 December 1945; redesignated Far East Air Forces, 1 January 1947; redesignated Pacific Air Forces, 1 July 1957.

STRATEGIC AIR COMMAND (SAC)

Constituted as Continental Air Forces, 13 December 1944; activated as a major command, 15 December 1944; redesignated Strategic Air Command, 21 March 1946.

Source: Albert F. Simpson Historical Research Center, Air University, ATC, Maxwell AFB, AL 36112

TACTICAL AIR COMMAND (TAC)

Established and activated as a major command, 21 March 1946; reassigned, as an operational command, to Continental Air Command, 1 December 1948; made an operational and administrative command under Continental Air Command, 20 September 1950; returned to status of major command, 1 December 1950.

UNITED STATES AIR FORCE ACADEMY (USAFA)

Established, 27 July 1954; activated as a separate operating agency, 14 August 1954; status changed from a separate operating agency to a direct reporting unit, 1 September 1978.

UNITED STATES AIR FORCE SECURITY SERVICE (USAFSS)

Established, 20 October 1948; organized as a major command, 26 October 1948.

UNITED STATES AIR FORCES IN EUROPE (USAFE)

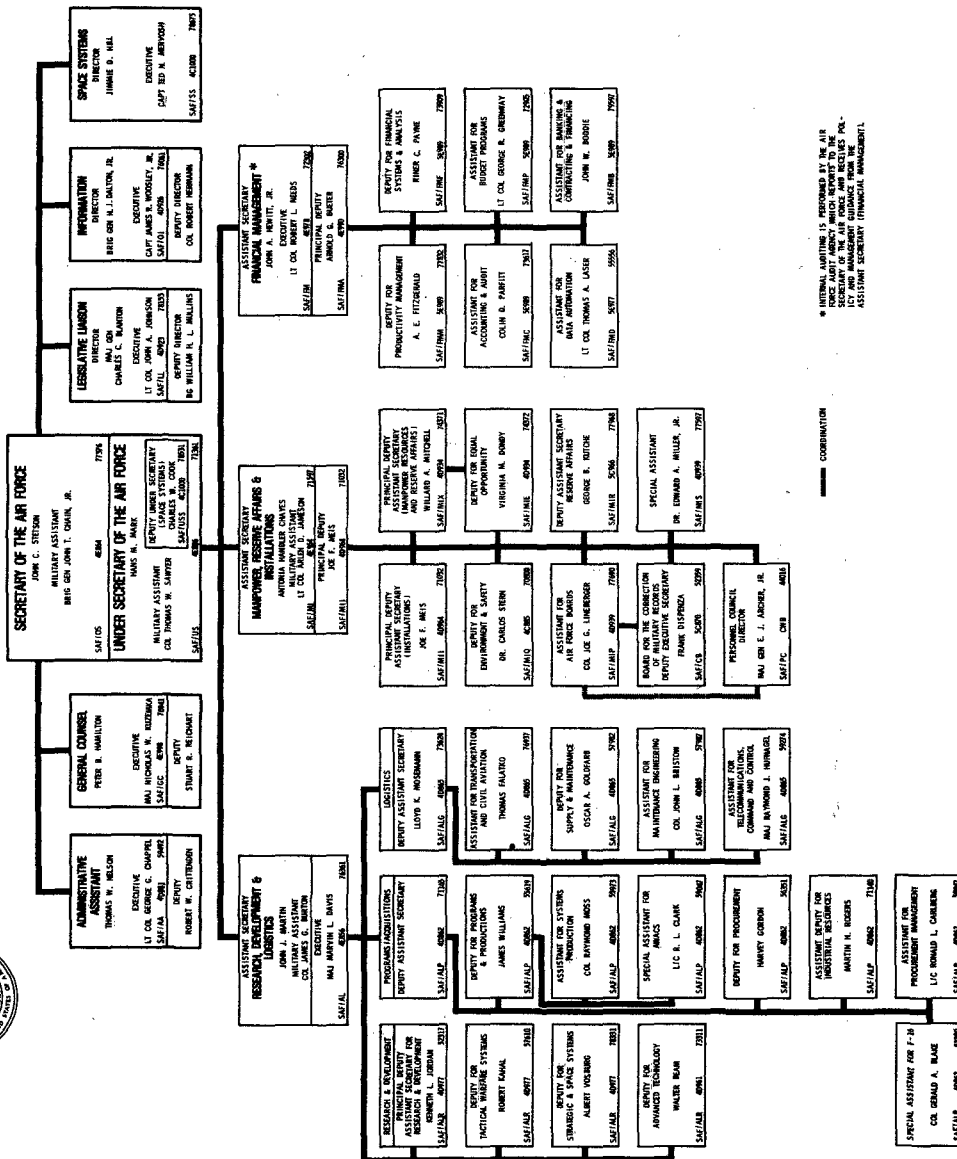
Constituted as Eighth Air Force, 19 January 1942; activated as a major command, 28 January 1942; redesignated United States Strategic Air Forces in Europe, 22 February 1944; redesignated United States Air Forces in Europe, 7 August 1945.

UNCLASSIFIED



OFFICE OF THE SECRETARY OF THE AIR FORCE

1 OCT 1970



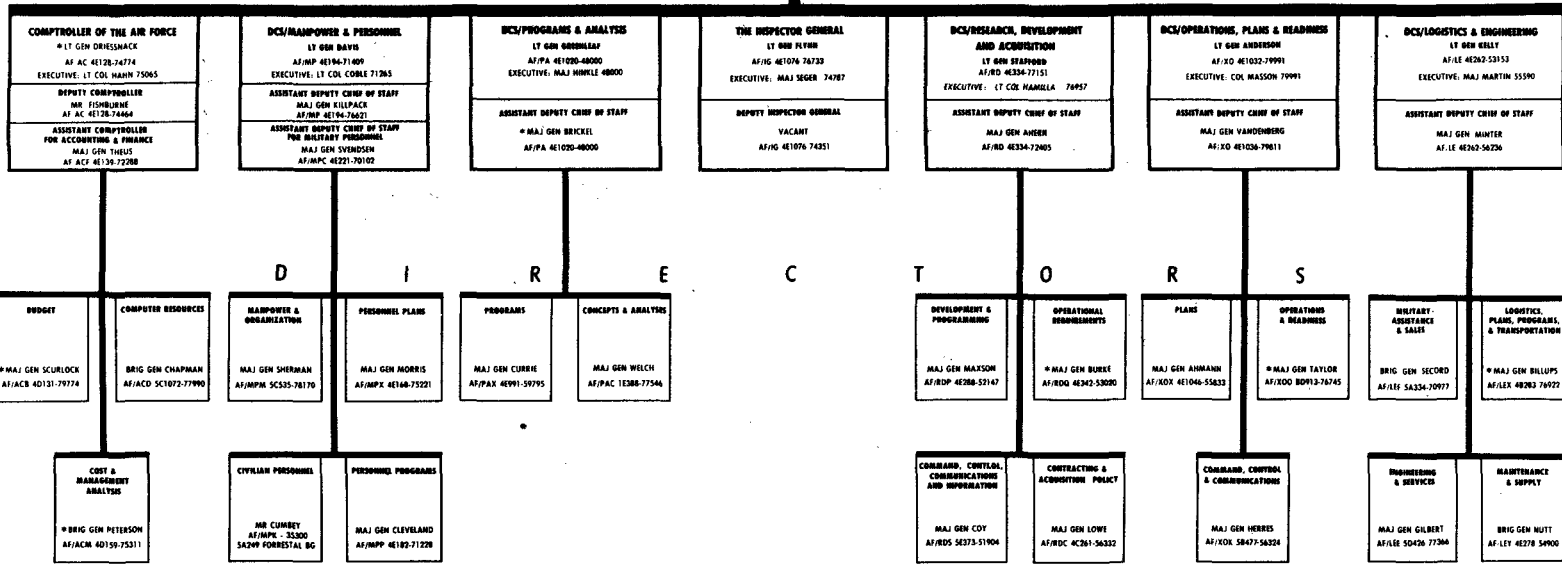
* INTERNAL ROUTING IS PERFORMED BY THE AIR FORCE SAFETY AGENCY WHICH REPORTS TO THE SECRETARY OF THE AIR FORCE THROUGH THE PAO AND MANAGEMENT ADVISORS FROM THE PAO ASSISTANT SECRETARY (FINANCIAL MANAGEMENT)

AIR STAFF
DEPARTMENT OF THE AIR FORCE



CHIEF OF STAFF
GENERAL ALLEN

EXECUTIVE: COL CONSTANTINE
AF/CJ 4624-7925
VICE CHIEF OF STAFF
GENERAL HILL
EXECUTIVE: LT COL MAXWELL
AF/CV 4626-5791
ASST VICE CHIEF OF STAFF
LT GEN FREN
EXECUTIVE: LT COL REENEY
AF/CVA 4626-57913



1947 ADMINISTRATIVE SUPPORT GROUP
* COL CRAWFORD
AS/CJ 5A266 70135 AF/DA

OPR: AS/DWPM 15 SEP 78 (SUPERSEDES JUL 78) * INDICATES CHANGES SINCE PREVIOUS ISSUE

UNCLASSIFIED

UNCLASSIFIED

SECRETARY OF DEFENSE AND EXECUTIVES AND COMMANDERS OF THE UNITED STATES
AIR FORCE DURING FISCAL YEAR 1978

		Tenure	
		From	To
SECRETARY OF DEFENSE	HON HAROLD BROWN	21 Jan 77	-
SECRETARY OF THE AIR FORCE	HON JOHN C. STETSON	6 Apr 77	-
Under Secretary of the Air Force	Hon Hans M. Mark	22 Jul 77	-
Assistant Secretaries:			
Research, Development and Logistics	Hon John J. Martin	7 Jul 76	-
Manpower, Reserve Affairs and Installations	Hon Antonia Handler Chayes	21 Jul 77	-
Financial Management	Hon John A. Hewitt, Jr.	27 Feb 78	-
General Counsel	Mr. Peter B. Hamilton	3 May 77	-
Director, Legislative Liaison	Maj Gen Charles C. Blanton	15 Dec 77	-
Director, Information	Brig Gen Harry J. Dalton, Jr.	17 Dec 75	-
Administrative Assistant to the Secretary	Mr. Thomas W. Nelson	29 Sep 71	-
Space Systems	Mr. Jimmie D. Hill	12 Jun 78	-
	Brig Gen William L. Shields, Jr.	17 Mar 76	11 Jun 78
Special Projects	Maj Gen John E. Kulpa, Jr.	4 Aug 75	-
CHIEF OF STAFF	GEN LEW ALLEN, JR.	1 Jul 78	-
	GEN DAVID C. JONES	1 Jul 74	20 Jun 78
Vice Chief of Staff	Gen James A. Hill	1 Jul 78	-
	Gen Lew Allen, Jr.	1 Apr 78	30 Jun 78
	Gen William V. McBride	1 Sep 75	31 Mar 78
Assistant Vice Chief of Staff	Lt Gen Howard M. Fish	1 Mar 78	-
	Lt Gen Wilbur L. Creech	2 May 77	28 Feb 78
The Judge Advocate General	Maj Gen Walter D. Reed	1 Oct 77	-
	Maj Gen Harold R. Vague	1 Nov 73	30 Sep 77
The Inspector General	Lt Gen Howard M. Lane	1 Sep 78	-
	Lt Gen John P. Flynn	15 Sep 76	31 Aug 78
USAF Scientific Advisory Board	Dr. Robert G. Loewy	1 Nov 72	-
Chief of Chaplains	Maj Gen Richard Carr	1 Aug 78	-
	Maj Gen Henry J. Meade	1 Aug 74	31 Jul 78
Surgeon General	Lt Gen Paul W. Myers	1 Aug 78	-
	Lt Gen George Shaefer	1 Aug 75	31 Jul 78
Office of Air Force Reserve	Maj Gen William Lyon	16 Apr 75	-
Assistant Chief of Staff, Intelligence	Maj Gen James L. Brown	1 Sep 77	-

UNCLASSIFIED

SECRETARY OF DEFENSE AND EXECUTIVES AND COMMANDERS OF THE UNITED STATES
AIR FORCE DURING FISCAL YEAR 1978 (CONTINUED)

		Tenure	
		From	To
CHIEF OF STAFF (Continued)			
Assistant Chief of Staff, Studies and Analysis	Maj Gen Jasper A. Welch, Jr.	1 Sep 75	-
Comptroller of the Air Force	Lt Gen Hans H. Driessnack Lt Gen Charles E. Buckingham	22 Aug 78 1 Sep 75	- - 30 Jun 78
Deputy Chief of Staff, Manpower and Personnel	Lt Gen Bennie L. Davis	1 Aug 77	-
Deputy Chief of Staff, Programs and Evaluation	Lt Gen Abbott C. Greenleaf	1 Jun 77	-
Deputy Chief of Staff, Operations, Plans and Readiness	Lt Gen Andrew B. Anderson, Jr.	1 Jul 76	-
Deputy Chief of Staff, Research, Development and Acquisition	Lt Gen Thomas P. Stafford Lt Gen Alton D. Slay	1 Apr 78 1 Sep 75	- - 31 Mar 78
Deputy Chief of Staff, Logistics and Engineering	Lt Gen John R. Kelly, Jr. Lt Gen Thomas M. Ryan, Jr.	11 Oct 77 1 Jul 77	- - 10 Oct 77
Office of Air Force History	Maj Gen John W. Huston	12 Jul 76	-
MAJOR COMMANDS AND SEPARATE OPERATING AGENCIES			
Aerospace Defense Command (ADC)	Gen James E. Hill Gen Daniel James, Jr.	7 Dec 77 1 Sep 76	- - 6 Dec 77
Air Force Accounting and Finance Center (AFAFC)	Maj Gen Lucius Theus	24 Jun 74	-
Air Force Commissary Service (AFCOMS)	Maj Gen Charles E. Woods Maj Gen Daniel L. Burkett	27 Sep 78 1 Apr 76	- - 26 Sep 78
Air Force Communications Service (AFCS)	Maj Gen Robert E. Sadler Maj Gen Rupert H. Burris	1 Nov 77 1 Sep 75	- - 31 Oct 77
Air Force Data Automation Agency (AFDAA)	Brig Gen Joseph B. Dodds	15 May 76	-
Air Force Logistics Command (AFLC)	Gen Bryce Poe, II Gen Felix M. Rogers	1 Feb 78 1 Sep 75	- - 31 Jan 78
Air Force Management Engineering Agency (AFMEA)	Col Grady E. Kitchens (Vice)	19 Dec 75	-
Air Force Reserve (AFRES)	Maj Gen William Lyon	16 Apr 75	-
Air Force Systems Command (AFSC)	Gen Alton D. Slay Gen Lew Allen, Jr.	1 Apr 78 1 Aug 77	- - 31 Mar 78
Air Reserve Personnel Center (ARPC)	Col James E. Dalton	27 Feb 75	-
Air Training Command (ATC)	Gen John W. Roberts	1 Sep 75	-
Alaskan Air Command (AAC)	Lt Gen Winfield W. Scott Lt Gen Marion L. Boswell	1 Jul 78 1 Nov 76	- - 30 Jun 78
Air Force Audit Agency (AFAA)	Brig Gen Joseph B. Dodds	16 May 76	-

UNCLASSIFIED

UNCLASSIFIED

XV

SECRETARY OF DEFENSE AND EXECUTIVES AND COMMANDERS OF THE UNITED STATES
AIR FORCE DURING FISCAL YEAR 1978 (CONTINUED)

		Tenure	
		From	To
MAJOR COMMANDS AND SEPARATE OPERATING AGENCIES (Continued)			
Air Force Inspection and Safety Center (AFISC)	Maj Gen Robert W. Bazley	8 May 78	-
	Maj Gen Richard E. Merkling	25 Jul 77	- 7 May 78
Air Force Intelligence Service (AFIS)	Maj Gen James L. Brown	1 Sep 77	-
Air Force Military Personnel Center (AFMPC)	Maj Gen Leroy W. Svendsen, Jr.	5 Jul 77	-
Air Force Office of Special Investigations (AFOSI)	Col Roy C. Tucker	19 Jun 75	-
Air Force Test and Evaluation Center (AFTEC)	Maj Gen Howard W. Leaf	1 Oct 76	-
Military Airlift Command (MAC)	Gen William G. Moore, Jr.	1 Apr 77	-
Pacific Air Forces (PACAF)	Lt Gen James D. Hughes	1 Jul 78	-
	Lt Gen James A. Hill	1 Jun 77	- 30 Jun 78
Strategic Air Command (SAC)	Gen Richard H. Ellis	1 Aug 77	-
Tactical Air Command (TAC)	Gen Wilbur L. Creech	1 May 78	-
	Gen Robert J. Dixon	1 Oct 73	- 30 Apr 78
United States Air Force Academy (USAFA)	Lt Gen Kenneth L. Tallman	1 Aug 77	-
United States Air Forces in Europe (USAFE)	Gen John W. Pauly	1 Aug 78	-
	Gen William J. Evans	1 Aug 77	- 31 Jul 78
United States Air Forces Security Service (USAFSS)	Brig Gen Kenneth D. Burns	25 Aug 75	-
Air Force Engineering and Services Center (AFESC)	Brig Gen Clifton D. Wright, Jr.	18 Aug 78	-
Air Force Medical Service Center (AFSMC)	Brig Gen Murphy A. Chesney	1 Aug 78	-

Source: Assistant for General Officers Matters, Deputy Chief of Staff, Manpower and Personnel; and Management Division, Office of the Secretary of the Air Force.

OPR: SAF/AAA and AF/MPG, HQ USAF.

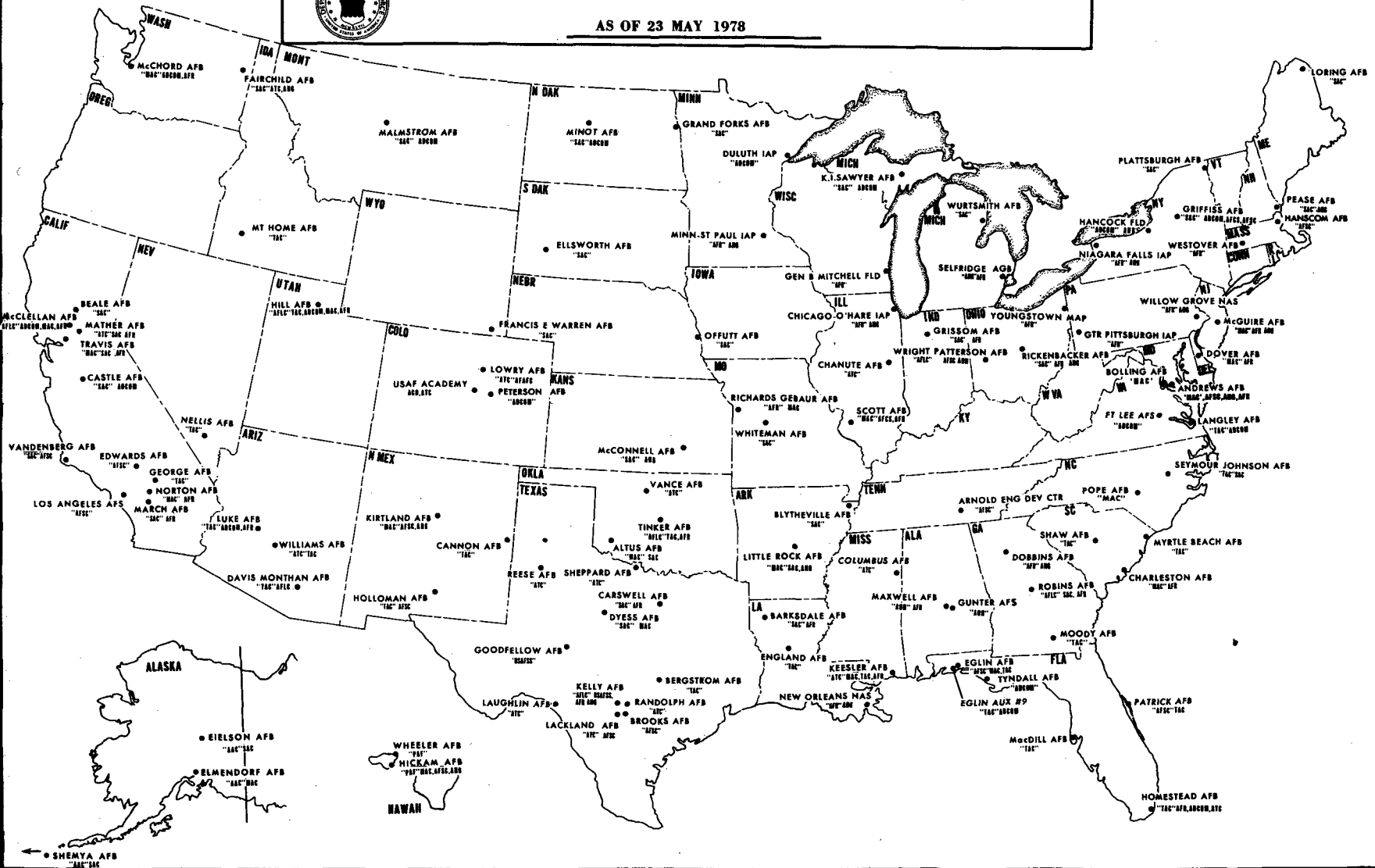
UNCLASSIFIED

USAF ACTIVE MAJOR INSTALLATIONS



BY "OPERATING COMMAND" & MAJOR TENANT COMMANDS

AS OF 23 MAY 1978

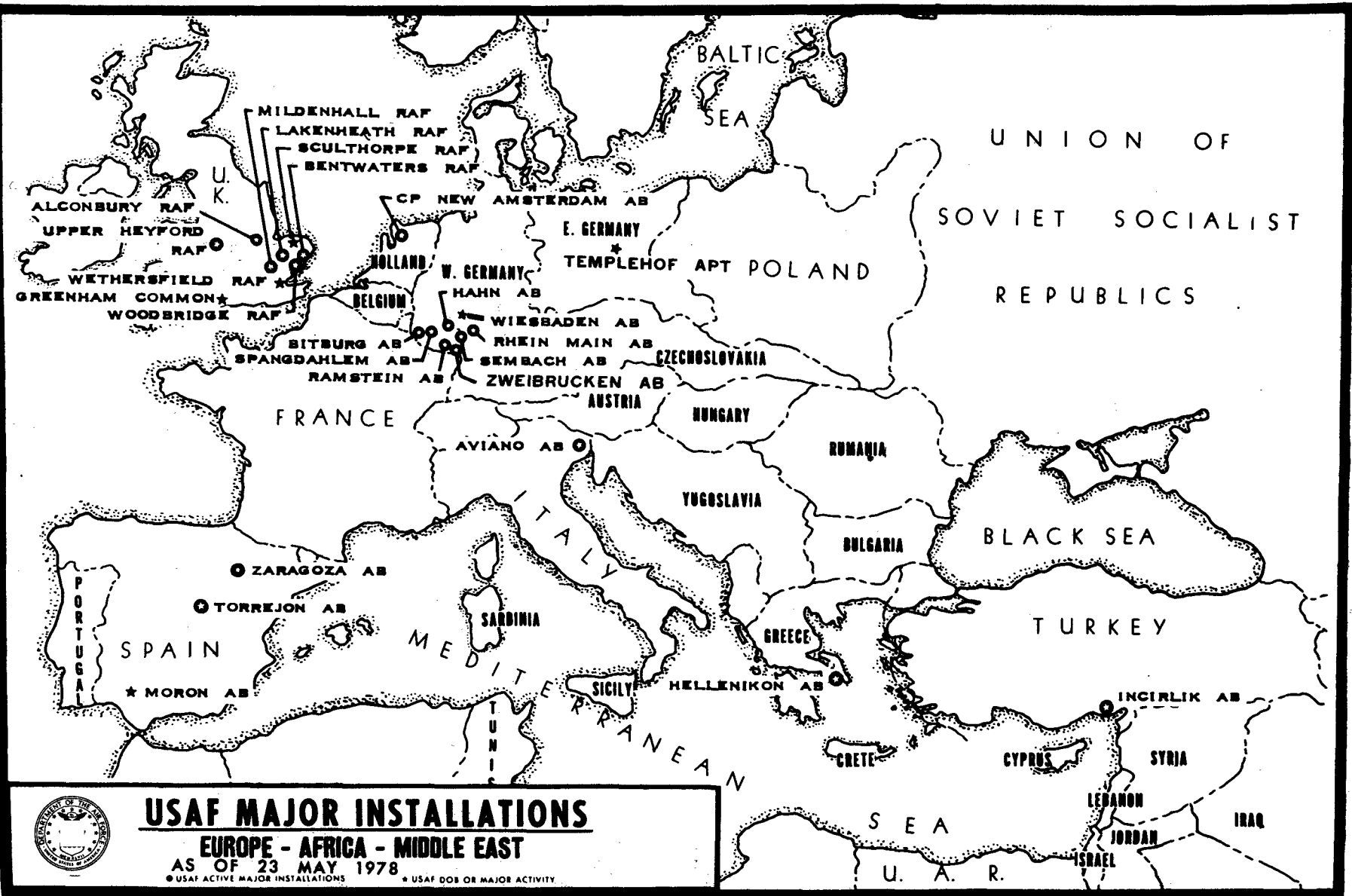


UNCLASSIFIED

UNCLASSIFIED

UNCLASSIFIED

UNCLASSIFIED



USAF MAJOR INSTALLATIONS

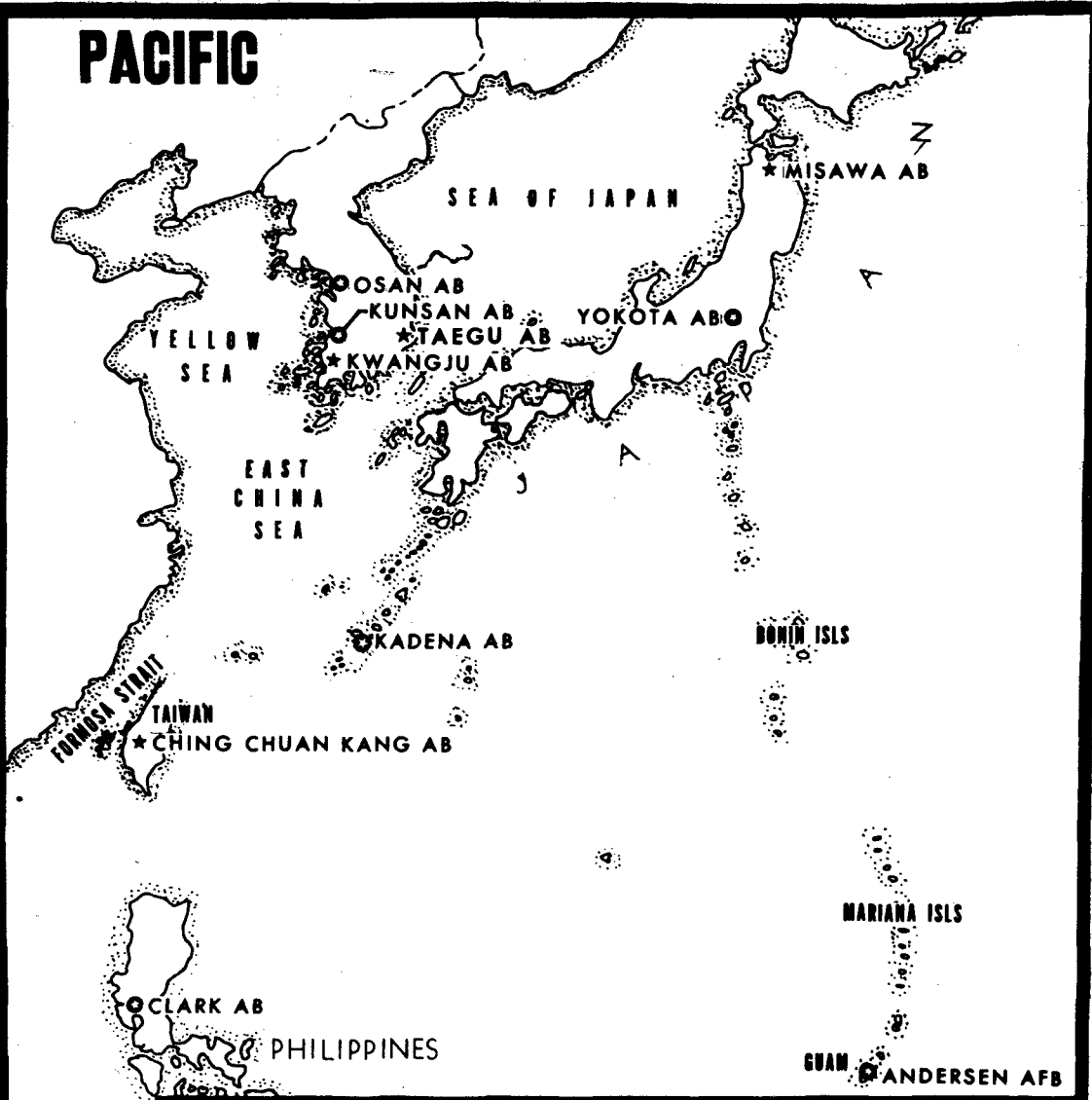
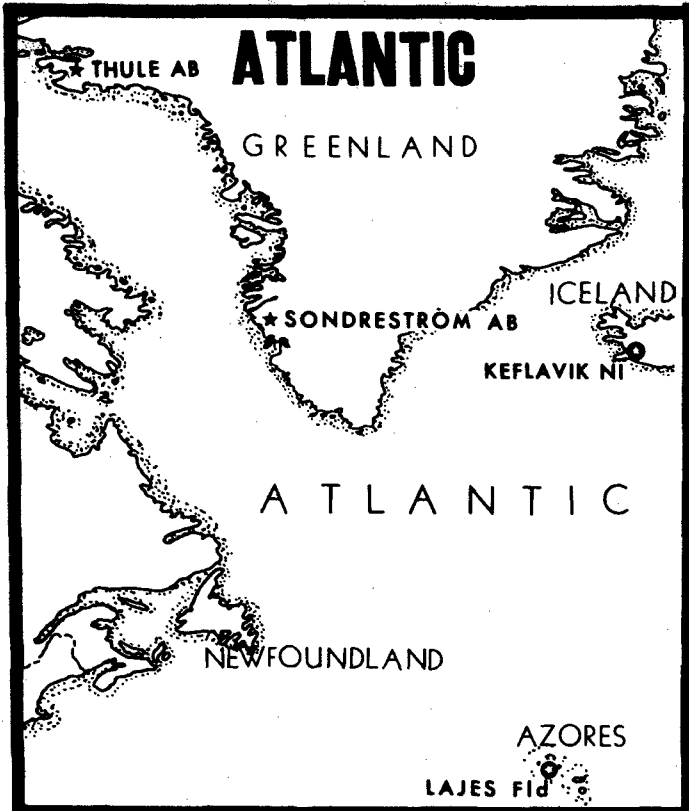
EUROPE - AFRICA - MIDDLE EAST

AS OF 23 MAY 1978

● USAF ACTIVE MAJOR INSTALLATIONS * USAF DOB OR MAJOR ACTIVITY

UNCLASSIFIED

UNCLASSIFIED




USAF MAJOR INSTALLATIONS

ATLANTIC - CENTRAL AMERICA - PACIFIC

AS OF 23 MAY 1978

• USAF ACTIVE MAJOR INSTALLATIONS * USAF DOB OR MAJOR ACTIVITY



Air Force Units & Capabilities

PART I



UNCLASSIFIED

1

PART I

AIR FORCE UNITS AND CAPABILITIES

INTRODUCTION

Data in this section provide a summary of all USAF combat and flying support squadrons.

The tables contain data reflecting number and kind of squadrons; type of aircraft or missiles; command of assignment; deployment by geographical area; and combat readiness of squadrons, aircraft, missiles, aircrews and launch crews.

FUNCTIONS

The Forces have the following primary tasks:

STRATEGIC -- OFFENSIVE --- Long-range weapons delivery.

STRATEGIC -- DEFENSIVE --- Defending against enemy aerospace attack.

GENERAL PURPOSE --- Attaining air superiority over battle areas, providing close air support, interdicting enemy supply and communications facilities and providing air logistics support.

INTELLIGENCE AND COMMUNICATIONS --- Specified technical services.

AIRLIFT --- Deployment of personnel and equipment and air supply.

UNCLASSIFIED

SECRET

TABLE I - DEPLOYMENT OF USAF COMBAT FORCES BY SQUADRONS AND TOTAL PRIMARY AIRCRAFT AUTHORIZATION - AT END OF FISCAL YEAR 1978

FY 1978 DEPLOYMENT

	<u>TOTAL</u>	<u>CONUS*</u>	<u>EUROPE</u>	<u>PACIFIC</u>	<u>OTHER**</u>
AIRCRAFT TOTAL	$\frac{207}{3623}$	$\frac{151}{2597}$	$\frac{33}{663}$	$\frac{17}{288}$	$\frac{6}{75}$
STRATEGIC BOMBER TOTAL	$\frac{25}{376}$	$\frac{24}{362}$		$\frac{1}{14}$	
B-52	$\frac{21}{316}$	$\frac{20}{302}$		$\frac{1}{14}$	
FB-111	$\frac{4}{60}$	$\frac{4}{60}$			
TANKER (KC-135)	$\frac{34}{487}$	$\frac{33}{472}$	$\left[\frac{-}{20} \right]^{1/}$	$\left[\frac{-}{6} \right] \frac{1}{15}$	$\left[\frac{-}{8} \right]^{1/}$
DEF INTCP (F-106)	$\frac{6}{108}$	$\frac{6}{108}$			
TACTICAL BOMBER/FTR/ INTCP/ATTACK TOTAL	$\frac{79}{1680}$	$\frac{42}{912}$	$\frac{25}{540}$	$\frac{9}{180}$	$\frac{3}{48}$
A-7	$\frac{4}{96}$	$\frac{4}{96}$			
F-4C	$\frac{5}{90}$		$\frac{4}{72}$	$\frac{1}{18}$	
F-4D	$\frac{19}{384}$	$\frac{9}{180}$	$\frac{5}{114}$	$\frac{5}{90}$	
F-4E	$\frac{23}{492}$	$\frac{11}{246}$	$\frac{6}{126}$	$\frac{3}{72}$	$\frac{3}{48}$
F-4G	$\frac{1}{12}$	$\frac{1}{12}$			
F-105	$\frac{2}{36}$	$\frac{2}{36}$			
F-111	$\frac{13}{282}$	$\frac{6}{126}$	$\frac{7}{156}$		
F-15	$\frac{9}{216}$	$\frac{6}{144}$	$\frac{3}{72}$		
A-10	$\frac{3}{72}$	$\frac{3}{72}$			
RECON TOTAL	$\frac{14}{205}$	$\frac{9}{131}$	$\frac{3}{54}$	$\frac{1}{18}$	$\frac{1}{2}$
RC-135	$\frac{2}{13}$	$\frac{1}{11}$	$\left[\frac{-}{4} \right]^{1/}$	$\left[\frac{-}{5} \right]$	$\frac{1}{2}$
RF-4	$\frac{9}{162}$	$\frac{5}{90}$	$\frac{3}{54}$	$\frac{1}{18}$	
SR-71	$\frac{1}{8}$	$\frac{1}{8}$		$\left[\frac{-}{3} \right]^{1/}$	
DC-130	$\frac{1}{4}$	$\frac{1}{4}$			
U-2	$\frac{1}{14}$	$\frac{1}{14}$	$\left[\frac{-}{1} \right]^{1/}$	$\left[\frac{-}{2} \right]^{1/}$	
CH-3	$\frac{0}{4}$	$\frac{0}{4}$			

^{1/} The aircraft and units are on rotation and are included in the "CONUS" total.

* Does not include Air National Guard and Air Force Reserve.

** Includes Iceland, Alaskan Air Command and Canal Zone.

CLASSIFIED BY: AF/PAXR
DECLASSIFY ON: 31 DEC 2008

SECRET

TABLE I - DEPLOYMENT OF USAF COMBAT FORCES BY SQUADRONS AND TOTAL PRIMARY AIRCRAFT AUTHORIZATION - AT END OF FISCAL YEAR 1978 (CONTINUED)

FY 1978 DEPLOYMENTS

	<u>TOTAL</u>	<u>CONUS</u>	<u>EUROPE</u>	<u>PACIFIC</u>	<u>OTHER</u>
TACTICAL DRONE SUPPORT - TOTAL	$\frac{1}{9}$	$\frac{1}{9}$			
CH-3	$\frac{0}{4}$	$\frac{0}{4}$			
DC-130	$\frac{1}{5}$	$\frac{1}{5}$			
TACTICAL AIR CONTROL*	$\frac{11}{183}$	$\frac{5}{98}$	$\frac{3}{49}$	$\frac{2}{25}$	$\frac{1}{11}$
SOS (VARIABLE UE)**	$\frac{5}{37}$	$\frac{3}{25}$	$\frac{1}{4}$	$\frac{1}{4}$	$\frac{-}{4}$
AIRLIFT-TOTAL	$\frac{32}{538}$	$\frac{28}{480}$	$\frac{1}{16}$	$\frac{2}{32}$	$\frac{1}{10}$
STRATEGIC - SUBTOTAL	$\frac{17}{304}$	$\frac{17}{304}$			
C-5	$\frac{4}{70}$	$\frac{4}{70}$			
C-141	$\frac{13}{234}$	$\frac{13}{234}$			
TACTICAL - SUBTOTAL	$\frac{15}{234}$	$\frac{11}{176}$	$\frac{1}{16} \left[\frac{1}{16} \right]^{1/}$	$\frac{2}{32}$	$\frac{1}{10}$
C-130	$\frac{15}{234}$	$\frac{11}{176}$	$\frac{1}{16} \left[\frac{1}{16} \right]$	$\frac{2}{32}$	$\frac{1}{10}$
MISSILES - TOTAL	$\frac{26}{1054}$	$\frac{26}{1054}$			
MM, II and III	$\frac{20}{1000}$	$\frac{20}{1000}$			
TITAN II	$\frac{6}{54}$	$\frac{6}{54}$			

1/ The aircraft and units are on rotation and are included in "CONUS" total.

* Tactical air control squadrons are equipped with O-2A, OV-10, CH-3, or CH-53 aircraft.

** Special operations squadrons are equipped with MC-130, AC-130, UH-1 and CH-3 aircraft.

OPR: AF/PAXR
Source: January 1979 FYDP

CLASSIFIED BY: AF/PAX
DECLASSIFY ON: 31 DEC 2008

TABLE 2 - USAF STRATEGIC FORCES BY EQUIPMENT AND COMMAND - AS OF 31 MARCH 1978

EQUIPMENT	COMMAND	USAF STRATEGIC FORCES				SUMMARY OF CREWS		
		AUTH	ASGD	POSS	RDY	AUTH	FORM	RDY
		AGM-28	SAC	276	190	171	0	0
AGM-69	SAC	1170	1313	1336	1131	0	0	0
B-52	SAC	316	352	330	308	395	391	385
FB-111	SAC	60	66	54	37	68	72	67
KC-135	AFR	16	16	14	14	24	26	24
KC-135	ANG	88	87	85	71	132	109	104
KC-135	SAC	511	537	502	488	642	681	671
LGM-25	SAC	54	57	57	49	285	264	264
LGM-30	SAC	1008	1159	945	930	657	694	692
TOTAL		3495	3777	3494	3028	2203	2237	2207

SECRET

SECRET

SOURCE: USAF FORCE STATUS AND IDENTITY REPORT
 OPR: AF/X000E
 PGM: SD01FS

CLASSIFIED BY: JOINT CHIEFS OF STAFF
 DECLASSIFIED ON: 31 DECEMBER 1986

TABLE 3 — USAF STRATEGIC FORCES AIRCRAFT C-RATINGS — AS OF 31 MARCH 1978

USAF STRATEGIC FORCES					
<u>EQUIPMENT</u>	<u>NUMBER OF UNITS</u>	<u>C-1</u>	<u>C-2</u>	<u>C-3</u>	<u>C-4</u>
AGM-28	13	13	00	00	00
AGM-69	15	13	01	01	00
B-52	18	18	00	00	00
FB-111	2	00	01	01	00
KC-135	39	33	05	00	01
LGM-25	3	03	00	00	00
LGM-30	7	06	01	00	00
TOTAL	97	86	08	02	01

SOURCE: USAF FORCE STATUS AND IDENTITY REPORT
 OPR:AF/X000E
 PGM: SD02FS

CLASSIFIED BY: JOINT CHIEFS OF STAFF
 DECLASSIFIED ON: 31 DECEMBER 1986

SECRET

TABLE 4 - USAF STRATEGIC FORCES BY EQUIPMENT AND COMMAND - AS OF 30 SEPTEMBER 1978

EQUIPMENT	COMMAND	USAF STRATEGIC FORCES				SUMMARY OF CREWS		
		AUTH	ASGD	POSS	RDY	AUTH	FORM	RDY
AGM-28	SAC	196	1	1	0	0	0	0
AGM-69	SAC	1170	1313	1359	1131	0	0	0
B-52	SAC	316	352	325	304	395	384	371
FB-111	SAC	60	66	56	45	68	70	65
KC-135	AFR	24	24	22	22	36	35	27
KC-135	ANG	104	104	99	89	156	140	129
KC-135	SAC	487	512	477	454	603	673	661
LGM-25	SAC	54	57	57	50	285	261	260
LGM-30	SAC	1008	1152	948	911	657	633	631
TOTAL		3419	3581	3344	3066	2200	2196	2144

SOURCE: USAF FORCE STATUS AND IDENTITY REPORT
 OPR: AF/X000E
 PGM: SD01FS

CLASSIFIED BY: JOINT CHIEFS OF STAFF
 DECLASSIFIED ON: 31 DECEMBER 1986

TABLE 5 -- USAF STRATEGIC FORCES AIRCRAFT C-RATINGS -- AS OF 30 SEPTEMBER 1978

USAF STRATEGIC FORCES

<u>EQUIPMENT</u>	<u>NUMBER OF UNITS</u>	<u>C-1</u>	<u>C-2</u>	<u>C-3</u>	<u>C-4</u>
AGM-28	9	09	00	00	00
AGM-69	15	15	00	00	00
B-52	18	18	00	00	00
FB-111	2	02	00	00	00
KC-135	42	35	03	01	03
LGM-25	3	03	00	00	00
LGM-30	7	06	01	00	00
TOTAL	96	88	04	01	03

SOURCE: USAF FORCE STATUS AND IDENTITY REPORT
 OPR: AF/XOOCG
 PGM: SD02FS

CLASSIFIED BY: JOINT CHIEFS OF STAFF
 DECLASSIFIED ON: 31 DECEMBER 1986

TABLE 6 - USAF AIR DEFENSE FORCES BY EQUIPMENT AND COMMAND - AS OF 31 MARCH 1978

EQUIPMENT	COMMAND	USAF AIR DEFENSE FORCES				SUMMARY OF CREWS		
		AUTH	SUMMARY OF EQUIPMENT			AUTH	FORM	RDY
			ASGD	POSS	RDY			
B-57	ADC	2	3	3	1	0	6	6
C-121	AFR	0	2	2	0	0	0	0
EB-57	ADC	18	19	18	8	23	19	19
EB-57	ANG	18	15	14	11	36	27	23
EC-121	ADC	0	0	3	3	8	3	3
EC-121	AFR	10	10	7	5	20	13	10
F-101	ADC	20	20	17	14	9	11	11
F-101	ANG	54	68	59	49	81	66	60
F-106	ADC	134	139	122	89	178	177	168
F-106	ANG	90	89	82	68	138	127	120
F-15	AFE	48	53	53	37	60	59	43
F-4	AAC	18	18	18	14	23	22	16
F-4	ADC	31	22	25	19	19	25	23
F-4	AFE	60	67	61	32	76	73	59
F-4	PAF	24	27	26	17	26	27	23
TOTAL		527	552	510	367	697	655	584

SOURCE: USAF FORCE STATUS AND IDENTITY REPORT
 OPR: AF/X000E
 PGM: SD01FS

CLASSIFIED BY: JOINT CHIEFS OF STAFF
 DECLASSIFIED ON: 31 DECEMBER 1986

TABLE 7 - USAF AIR DEFENSE FORCES AIRCRAFT C-RATINGS - AS OF 31 MARCH 1978

USAF AIR DEFENSE FORCES

<u>EQUIPMENT</u>	<u>NUMBER OF UNITS</u>	<u>C-1</u>	<u>C-2</u>	<u>C-3</u>	<u>C-4</u>
B-57	1	01	00	00	00
C-121	1	00	00	01	00
EB-57	3	01	00	02	00
EC-121	1	00	00	01	00
F-101	4	02	01	01	00
F-106	12	06	05	01	00
F-15	2	00	00	02	00
F-4	6	01	04	01	00
<u>TOTAL</u>	<u>30</u>	<u>11</u>	<u>10</u>	<u>09</u>	<u>00</u>

SOURCE: USAF FORCE STATUS AND IDENTITY REPORT
 OPR: AF/XOOOE
 PGM: SD02FS

CLASSIFIED BY: JOINT CHIEFS OF STAFF
 DECLASSIFIED ON: 31 DECEMBER 1986

TABLE 8 - USAF AIR DEFENSE FORCES BY EQUIPMENT AND COMMAND - AS OF 30 SEPTEMBER 1978

EQUIPMENT	COMMAND	USAF AIR DEFENSE FORCES				SUMMARY OF CREWS		
		AUTH	ASGD	POSS	RDY	AUTH	FORM	RDY
B-57	ADC	2	3	3	3	0	4	4
C-121	AFR	0	1	1	0	0	0	0
EB-57	ADC	16	19	13	7	23	17	13
EB-57	ANG	15	16	15	5	23	17	12
EC-121	ADC	0	0	3	3	8	3	3
EC-121	AFR	10	6	3	3	20	11	5
F-101	ADC	20	20	16	11	9	11	11
F-101	ANG	54	62	56	44	81	65	63
F-106	ADC	134	144	128	101	181	183	168
F-106	ANG	75	82	78	64	115	105	101
F-15	AFE	48	52	46	29	60	52	38
F-4	AAC	18	18	18	12	23	22	21
F-4	ADC	31	20	23	21	35	21	21
F-4	AFE	60	63	62	51	76	63	56
F-4	ANG	36	40	34	27	54	48	44
F-4	PAF	24	27	25	18	26	26	23
TOTAL		545	573	524	399	734	648	583

SOURCE: USAF FORCE STATUS AND IDENTITY REPORT
 OPR: AF/X000E
 PGM: SD01FS

CLASSIFIED BY: JOINT CHIEFS OF STAFF
 DECLASSIFIED ON: 31 DECEMBER 1986

TABLE 9 -- USAF AIR DEFENSE FORCES AIRCRAFT C-RATINGS -- AS OF 30 SEPTEMBER 1978

USAF AIR DEFENSE FORCES

<u>EQUIPMENT</u>	<u>NUMBER OF UNITS</u>	<u>C-1</u>	<u>C-2</u>	<u>C-3</u>	<u>C-4</u>
R-57	1	01	00	00	00
C-121	1	00	00	00	01
EE-57	2	01	00	00	01
EC-121	1	00	00	00	01
F-101	3	02	01	00	00
F-106	11	11	00	00	00
F-15	2	00	01	00	01
F-4	8	04	02	01	01
TOTAL	29	19	04	01	05

SOURCE: USAF FORCE STATUS AND IDENTITY REPORT
 OPR: AF/X000E
 PGM: SD02F5

CLASSIFIED BY: JOINT CHIEFS OF STAFF
 DECLASSIFIED ON: 31 DECEMBER 1986

TABLE 10 - USAF TACTICAL FORCES BY EQUIPMENT AND COMMAND - AS OF 31 MARCH 1978

EQUIPMENT	COMMAND	USAF TACTICAL FORCES				SUMMARY OF CREWS		
		AUTH	ASGD	POSS	RDY	AUTH	FORM	RDY
A-10	TAC	84	87	80	42	91	89	48
A-37	AFR	90	92	89	84	113	103	100
A-37	ANG	48	50	47	37	60	51	39
A-7	AFS	0	0	4	4	0	6	6
A-7	ANG	196	214	207	150	240	217	188
A-7	TAC	150	159	146	89	185	172	124
F-100	ANG	278	287	287	230	349	306	268
F-105	AFR	66	70	61	54	83	89	82
F-105	ANG	89	84	82	56	105	87	77
F-105	TAC	41	45	36	15	50	38	32
F-111	AFE	156	173	147	60	170	154	129
F-111	TAC	182	196	159	34	192	140	66
F-15	AFE	72	79	79	53	90	93	71
F-15	TAC	178	199	176	73	207	139	86
F-4	AAC	36	36	35	19	46	36	24
F-4	ADC	31	22	25	19	19	25	23
F-4	AFE	312	347	311	205	394	372	320

SOURCE: USAF FORCE STATUS AND IDENTITY REPORT
 OPR: AF/X000E
 PGM: SDO1FS

CLASSIFIED BY: JOINT CHIEFS OF STAFF
 DECLASSIFIED ON: 31 DECEMBER 1986

TABLE 10 — USAF TACTICAL FORCES BY EQUIPMENT AND COMMAND — AS OF 31 MARCH 1978 (CONTINUED)

EQUIPMENT	COMMAND	USAF TACTICAL FORCES				SUMMARY OF CREWS		
		AUTH	ASGD	POSS	RDY	AUTH	FORM	RDY
F-4	ANG	54	60	49	32	77	65	54
F-4	PAF	180	199	195	122	218	229	202
F-4	TAC	662	742	666	243	723	628	340
F-5	AFE	18	20	20	16	20	20	20
F-5	PAF	8	10	10	9	13	11	9
F-5	TAC	66	80	79	56	79	83	0
TOTAL		2997	3251	2990	1702	3524	3153	2308

SOURCE: USAF FORCE STATUS AND IDENTITY REPORT
 OPR: AF/X000E
 PGM: SD01FS

CLASSIFIED BY: JOINT CHIEFS OF STAFF
 DECLASSIFIED ON: 31 DECEMBER 1986

TABLE II - USAF TACTICAL FORCES AIRCRAFT C-RATINGS - AS OF 31 MARCH 1978

<u>USAF TACTICAL FORCES</u>					
<u>EQUIPMENT</u>	<u>NUMBER OF UNITS</u>	<u>C-1</u>	<u>C-2</u>	<u>C-3</u>	<u>C-4</u>
A-10	2	00	02	00	00
A-37	6	02	04	00	00
A-7	14	06	06	02	00
F-100	13	09	03	01	00
F-105	8	01	05	01	01
F-111	13	00	02	07	04
F-15	8	01	00	06	01
F-4	52	19	16	09	08
F-5	0	00	00	00	00
TOTAL	116	38	38	26	14

SOURCE: USAF FORCE STATUS AND IDENTITY REPORT
 OPR: AF/X000E
 PGM: SD02FS

CLASSIFIED BY: JOINT CHIEFS OF STAFF
 DECLASSIFIED ON: 31 DECEMBER 1986

TABLE 12 -- USAF TACTICAL FORCES BY EQUIPMENT AND COMMAND -- AS OF 30 SEPTEMBER 1978

EQUIPMENT	COMMAND	USAF TACTICAL FORCES				SUMMARY OF CREWS		
		AUTH	ASGD	PCSS	RDY	AUTH	FORM	RDY
A-10	AFE	0	3	3	0	0	0	0
A-10	PAF	0	0	8	8	0	15	15
A-10	TAC	126	118	112	60	123	123	59
A-37	AFR	72	74	70	62	90	84	65
A-37	ANG	48	50	49	37	60	51	21
A-7	AFS	0	0	4	4	0	6	6
A-7	ANG	246	248	242	200	301	252	216
A-7	TAC	120	124	114	78	136	154	105
F-100	ANG	228	238	241	210	288	264	229
F-105	AFR	66	68	59	50	83	88	84
F-105	ANG	89	84	82	53	105	86	77
F-105	TAC	41	38	33	12	50	32	20
F-111	AFE	150	172	155	76	164	165	131
F-111	TAC	178	195	161	55	195	143	71
F-15	ADC	0	0	4	4	0	2	4
F-15	AFE	72	78	70	46	90	87	68
F-15	TAC	220	227	207	93	255	217	133

SOURCE: USAF FORCE STATUS AND IDENTITY REPORT
 OPR:AF/X000E
 PGM: SU01FS

CLASSIFIED BY: JOINT CHIEFS OF STAFF
 DECLASSIFIED ON: 31 DECEMBER 1986

TABLE 12 - USAF TACTICAL FORCES BY EQUIPMENT AND COMMAND - AS OF 30 SEPTEMBER 1978 (CONTINUED)

EQUIPMENT	COMMAND	USAF TACTICAL FORCES				SUMMARY OF CREWS		
		AUTH	ASGL	POSS	RDY	AUTH	FORM	RDY
F-4	AAC	36	36	35	22	46	46	40
F-4	ADC	31	20	23	21	35	21	21
F-4	AFE	414	393	370	249	523	490	424
F-4	ANG	36	40	33	16	50	30	21
F-4	PAF	180	199	182	124	218	222	196
F-4	TAC	603	672	589	478	670	580	258
F-5	AFE	18	19	19	17	20	18	18
F-5	PAF	8	10	10	7	13	13	13
F-5	TAC	77	81	74	51	98	81	0
TOTAL		3059	3187	2949	1873	3613	3270	2295

SOURCE: USAF FORCE STATUS AND IDENTITY REPORT
 OPR: AF/X000E
 PGM: SD01FS

CLASSIFIED BY: JOINT CHIEFS OF STAFF
 DECLASSIFIED ON: 31 DECEMBER 1986

TABLE 13 - USAF TACTICAL FORCES AIRCRAFT C-RATINGS - AS OF 30 SEPTEMBER 1978

USAF TACTICAL FORCES

<u>EQUIPMENT</u>	<u>NUMBER OF UNITS</u>	<u>C-1</u>	<u>C-2</u>	<u>C-3</u>	<u>C-4</u>
A-10	5	02	02	00	01
A-37	5	00	03	01	01
A-7	15	05	05	04	01
F-100	12	08	03	00	01
F-105	8	03	04	00	01
F-111	13	01	03	05	04
F-15	11	02	03	02	04
F-4	51	17	16	07	11
F-5	0	00	00	00	00
TOTAL	120	38	39	19	24

SOURCE: USAF FORCE STATUS AND IDENTITY REPORT
 OPR: AF/X000E
 PGM: 5402FS

CLASSIFIED BY: JOINT CHIEFS OF STAFF
 DECLASSIFIED ON: 31 DECEMBER 1986

TABLE 14 - USAF RECONNAISSANCE FORCES BY EQUIPMENT AND COMMAND - AS OF 31 MARCH 1978

EQUIPMENT	COMMAND	USAF RECCE FORCES				SUMMARY OF CREWS		
		AUTH	ASGD	POSS	RDY	AUTH	FORM	RDY
AQM-34	TAC	12	12	12	7	0	0	0
CH-3	TAC	4	4	4	3	4	5	3
DC-130	TAC	4	6	6	4	4	4	4
RC-135	SAC	16	18	18	18	32	35	35
RF-101	ANG	18	20	19	18	23	20	19
RF-4	AFE	54	59	52	23	69	59	46
RF-4	ANG	126	135	129	82	161	141	131
RF-4	PAF	18	20	18	11	23	23	23
RF-4	TAC	122	131	118	79	132	107	87
SR-71	SAC	9	8	8	7	11	12	11
U-2	SAC	16	15	13	13	41	37	29
WC-130	AFR	7	7	6	6	14	11	10
WC-130	MTC	13	14	12	10	24	26	23
WC-135	MTC	5	6	6	5	10	9	9
WC-135	TAC	0	1	0	0	0	0	0
TOTAL		424	456	421	286	548	489	430

SOURCE: USAF FORCE STATUS AND IDENTITY REPORT
 OPR:AF/XOOOE
 PGM:SD01FS

CLASSIFIED BY: JOINT CHIEFS OF STAFF
 DECLASSIFIED ON: 31 DECEMBER 1986

TABLE 15 - USAF RECONNAISSANCE FORCES AIRCRAFT C-RATINGS - AS OF 31 MARCH 1978

USAF RECCE FORCES

<u>EQUIPMENT</u>	<u>NUMBER OF UNITS</u>	<u>C-1</u>	<u>C-2</u>	<u>C-3</u>	<u>C-4</u>
AQM-34	1	00	01	00	00
CH-3	1	00	01	00	00
DC-130	1	00	01	00	00
RC-135	1	00	00	01	00
RF-101	1	00	01	00	00
RF-4	16	05	08	02	01
SR-71	1	01	00	00	00
U-2	1	00	00	01	00
WC-130	3	02	01	00	00
WC-135	2	01	00	00	01
TOTAL	28	09	13	04	02

SOURCE: USAF FORCE STATUS AND IDENTITY REPORT
 OPR: AF/X000E
 PGM: SD02FS

CLASSIFIED BY: JOINT CHIEFS OF STAFF
 DECLASSIFIED ON: 31 DECEMBER 1986

TABLE 16 — USAF RECONNAISSANCE FORCES BY EQUIPMENT AND COMMAND — AS OF 30 SEPTEMBER 1978

EQUIPMENT	COMMAND	USAF RECCE FORCES				SUMMARY OF CREWS		
		SUMMARY OF EQUIPMENT				AUTH	FORM	RDY
		AUTH	ASGD	POS	RDY			
ADM-34	TAC	15	14	14	10	0	0	0
CH-3	TAC	4	4	4	2	4	4	4
DC-130	TAC	4	6	4	2	4	5	4
PC-135	SAC	16	20	17	17	32	32	32
RF-101	ANG	18	19	19	13	23	21	16
RF-4	AFE	54	58	58	47	69	65	59
RF-4	ANG	126	135	124	89	161	134	127
RF-4	PAF	18	20	18	10	23	22	21
RF-4	TAC	122	137	126	76	132	102	70
SR-71	SAC	9	9	9	9	11	11	11
U-2	SAC	16	15	12	12	38	30	28
WC-130	AFR	7	7	7	7	14	12	12
WC-130	MAC	13	14	16	15	24	23	21
WC-135	MAC	5	6	5	4	10	7	7
WC-135	TAC	0	1	1	1	0	0	0
TOTAL		427	465	434	314	545	468	412

SOURCE: USAF FORCE STATUS AND IDENTITY REPORT
 OPR: AF/XODDE
 PGM: SDOIFS

CLASSIFIED BY: JOINT CHIEFS OF STAFF
 DECLASSIFIED ON: 31 DECEMBER 1986

TABLE 17 - USAF RECONNAISSANCE FORCES AIRCRAFT C-RATINGS - AS OF 30 SEPTEMBER 1978

USAF RECCO FORCES

<u>EQUIPMENT</u>	<u>NUMBER OF UNITS</u>	<u>C-1</u>	<u>C-2</u>	<u>C-3</u>	<u>C-4</u>
AQM-34	1	00	01	00	00
CH-3	1	00	01	00	00
DC-130	1	00	01	00	00
RC-135	1	01	00	00	00
RF-101	1	00	01	00	00
RF-4	16	05	06	04	01
SR-71	1	01	00	00	00
U-2	1	00	00	01	00
WC-130	3	02	00	01	00
WC-135	2	00	02	00	00
TOTAL	28	09	12	06	01

SOURCE: USAF FORCE STATUS AND IDENTITY REPORT
 OPR: AF/X000E
 PGM: 5D02FS

CLASSIFIED BY: JOINT CHIEFS OF STAFF
 DECLASSIFIED ON: 31 DECEMBER 1986

TABLE 18 — USAF ELECTRONIC WARFARE FORCES BY EQUIPMENT AND COMMAND — AS OF 31 MARCH 1978

EQUIPMENT	COMMAND	SUMMARY OF EQUIPMENT				SUMMARY OF CREWS		
		AUTH	ASGD	POSS	RDY	AUTH	FORM	RDY
B-57	ADC	2	3	3	1	0	6	6
CH-3	TAC	8	8	8	6	12	12	8
DC-130	TAC	5	5	5	2	8	7	5
EB-57	ADC	18	19	18	8	23	19	19
EB-57	ANG	18	15	14	11	36	27	23
EC-121	ANG	4	3	3	3	6	6	6
F-105	TAC	18	19	16	7	23	17	16
F-4	AFE	18	19	17	12	23	20	17
F-4	PAF	18	20	18	8	23	21	19
TOTAL		109	111	102	58	154	135	119

SOURCE: USAF FORCE STATUS AND IDENTITY REPORT
 OPR: AF/X000E
 PGM: SD01F5

CLASSIFIED BY: JOINT CHIEFS OF STAFF
 DECLASSIFIED ON: 31 DECEMBER 1986

TABLE 19 — USAF ELECTRONIC WARFARE FORCES AIRCRAFT C-RATINGS — AS OF 31 MARCH 1978

USAF ELECTRONIC WARFARE FORCES

<u>EQUIPMENT</u>	<u>NUMBER OF UNITS</u>	<u>C-1</u>	<u>C-2</u>	<u>C-3</u>	<u>C-4</u>
B-57	1	01	00	00	00
CH-3	2	00	01	01	00
DC-130	1	00	00	01	00
EB-57	3	01	00	02	00
EC-121	1	00	00	01	00
F-105	1	00	01	00	00
F-4	2	00	01	01	00
TOTAL	11	02	03	06	00

SOURCE: USAF FORCE STATUS AND IDENTITY REPORT
 OPR:AF/XOOUE
 PGM: SD02FS

CLASSIFIED BY: JOINT CHIEFS OF STAFF
 DECLASSIFIED ON: 31 DECEMBER 1986

TABLE 20 — USAF ELECTRONIC WARFARE FORCES BY EQUIPMENT AND COMMAND — AS OF 30 SEPTEMBER 1978

EQUIPMENT	COMMAND	SUMMARY OF EQUIPMENT				SUMMARY OF CREWS		
		AUTH	ASGD	POSS	RDY	AUTH	FORM	RDY
AQM-34V	TAC	69	26	25	19	0	0	0
B-57	ADC	2	3	3	3	0	4	4
CH-3	TAC	8	8	8	2	12	11	10
DC-130	TAC	5	5	4	3	8	6	5
EB-57	ADC	18	19	13	7	23	17	13
EB-57	AFE	0	0	5	5	0	7	7
EB-57	ANG	15	16	15	5	23	17	12
EC-121	ANG	4	3	2	2	4	2	2
F-105	TAC	18	12	11	3	23	0	0
F-4	AFE	18	19	16	6	23	21	17
F-4	PAF	18	20	19	13	23	26	19
TOTAL		175	131	121	68	139	111	89

SOURCE: USAF FORCE STATUS AND IDENTITY REPORT
 OPR: AF/XOOC
 PGM: SVOIFS

CLASSIFIED BY: JOINT CHIEFS OF STAFF
 DECLASSIFIED ON: 31 DECEMBER 1986

TABLE 21 -- USAF ELECTRONIC WARFARE FORCES AIRCRAFT C-RATINGS -- AS OF 30 SEPTEMBER 1978

USAF ELECTRONIC WARFARE FORCES

<u>EQUIPMENT</u>	<u>NUMBER OF UNITS</u>	<u>C-1</u>	<u>C-2</u>	<u>C-3</u>	<u>C-4</u>
AGM-34V	1	00	00	01	00
H-57	1	01	00	00	00
CH-3	2	00	01	01	00
DC-130	1	00	00	01	00
EB-57	3	02	00	00	01
EC-121	1	00	00	00	01
F-105	1	00	00	00	01
F-4	2	00	02	00	00
TOTAL	12	03	03	03	03

SOURCE: USAF FORCE STATUS AND IDENTITY REPORT
 OPR: AF/X000E
 PGM: SP02FS

CLASSIFIED BY: JOINT CHIEFS OF STAFF
 DECLASSIFIED ON: 31 DECEMBER 1986

TABLE 22 — USAF SPECIAL OPERATIONS FORCES BY EQUIPMENT AND COMMAND — AS OF 31 MARCH 1978

EQUIPMENT	COMMAND	USAF SPECIAL OPERATIONS FORCES						
		SUMMARY OF EQUIPMENT				SUMMARY OF CREWS		
		AUTH	ASGD	POSS	RDY	AUTH	FORM	RDY
AC-130	AFR	10	10	8	6	16	10	8
AC-130	TAC	9	9	7	5	16	16	15
C-130	AFR	0	0	2	0	0	0	0
C-130	ANG	8	7	7	6	8	8	7
CH-3	AFR	6	7	6	5	9	7	7
CH-3	TAC	4	4	4	3	6	6	4
EC-121	ANG	4	3	3	3	6	6	6
EC-130	TAC	6	7	7	5	12	8	7
MC-130	AFE	4	4	3	2	6	5	5
MC-130	PAF	4	4	3	3	6	6	5
MC-130	TAC	5	6	5	3	9	9	7
O-2	AFS	4	5	5	4	8	6	6
UH-1	AFS	4	4	4	3	5	5	3
UH-1	TAC	6	6	6	4	9	8	8
TOTAL		74	76	70	52	116	100	88

SOURCE: USAF FORCE STATUS AND IDENTITY REPORT
 OPR: AF/X000E
 PGM: SD01FS

CLASSIFIED BY: JOINT CHIEFS OF STAFF
 DECLASSIFIED ON: 31 DECEMBER 1986

TABLE 23 - USAF SPECIAL OPERATIONS FORCES AIRCRAFT C-RATINGS - AS OF 31 MARCH 1978

<u>USAF SPECIAL OPERATIONS FORCES</u>					
<u>EQUIPMENT</u>	<u>NUMBER OF UNITS</u>	<u>C-1</u>	<u>C-2</u>	<u>C-3</u>	<u>C-4</u>
AC-130	2	00	01	00	01
C-130	2	00	00	01	01
CH-3	2	00	02	00	00
EC-121	1	00	00	01	00
EC-130	1	00	00	01	00
MC-130	3	00	02	01	00
O-2	0	00	00	00	00
UH-1	1	00	01	00	00
TOTAL	12	00	06	04	02

SOURCE: USAF FORCE STATUS AND IDENTITY REPORT
 OPR: AF/XOOOE
 PGM: SD02FS

CLASSIFIED BY: JOINT CHIEFS OF STAFF
 DECLASSIFIED ON: 31 DECEMBER 1986

TABLE 24 - USAF SPECIAL OPERATIONS FORCES BY EQUIPMENT AND COMMAND - AS OF 30 SEPTEMBER 1978

EQUIPMENT	COMMAND	SUMMARY OF EQUIPMENT				SUMMARY OF CREWS		
		AUTH	ASGD	POSS	RLY	AUTH	FORM	RDY
AC-130	AFR	10	10	9	8	16	12	10
AC-130	TAC	10	10	6	5	18	14	10
C-130	AFR	0	0	2	0	0	0	0
C-130	ANG	8	8	7	5	8	13	11
CH-3	AFR	6	7	6	5	9	6	6
CH-3	TAC	4	4	4	0	6	6	5
EC-121	ANG	4	3	2	2	4	2	2
EC-130	TAC	6	8	4	4	12	10	6
MC-130	AFE	4	4	3	3	6	6	6
MC-130	PAF	4	4	3	3	6	6	5
MC-130	TAC	5	6	5	3	9	9	7
O-2	AFS	4	5	5	4	8	8	8
UH-1	AFS	4	4	4	3	5	4	3
UH-1	TAC	6	6	6	3	9	8	7
TOTAL		75	79	66	48	116	104	86

SOURCE: USAF FORCE STATUS AND IDENTITY REPORT
 OPR: AF/XOOCG
 PGM: SUOIFS

CLASSIFIED BY: JOINT CHIEFS OF STAFF
 DECLASSIFIED ON: 31 DECEMBER 1986

TABLE 25 - USAF SPECIAL OPERATIONS FORCES AIRCRAFT C-RATINGS - AS OF 30 SEPTEMBER 1978

USAF SPECIAL OPERATIONS FORCES					
<u>EQUIPMENT</u>	<u>NUMBER OF UNITS</u>	<u>C-1</u>	<u>C-2</u>	<u>C-3</u>	<u>C-4</u>
AC-130	2	00	01	01	00
C-130	2	00	00	01	01
CH-3	2	00	01	01	00
EC-121	1	00	00	00	01
EC-130	1	00	01	00	00
MC-130	3	01	01	00	01
O-2	1	01	00	00	00
UH-1	2	01	01	00	00
TOTAL	14	03	05	03	03

SOURCE: USAF FORCE STATUS AND IDENTITY REPORT
 OPR: AF/X000E
 PGM: SD02FS

CLASSIFIED BY: JOINT CHIEFS OF STAFF
 DECLASSIFIED ON: 31 DECEMBER 1986

TABLE 26 - USAF AIRLIFT FORCES BY EQUIPMENT AND COMMAND - AS OF 31 MARCH 1978

EQUIPMENT	COMMAND	USAF AIRLIFT FORCES				SUMMARY OF CREWS		
		AUTH	ASSG	POSS	RDY	AUTH	FORM	RDY
C-121	AFR	0	2	2	0	0	0	0
C-123	AFR	64	41	39	34	96	78	72
C-130	AFE	3	3	2	1	4	4	4
C-130	AFR	112	122	99	86	184	153	143
C-130	AFS	0	0	6	6	0	7	7
C-130	ANG	152	160	139	103	248	225	171
C-130	MTC	257	274	242	175	468	432	403
C-141	AFR	0	0	0	0	472	296	295
C-141	MTC	250	271	229	185	172	344	327
C-5	AFR	0	0	0	0	88	62	61
C-5	MTC	74	77	61	38	142	110	110
C-7	AFR	32	32	32	27	48	42	42
C-7	ANG	16	16	16	10	24	16	11
C-9	AFR	0	0	0	0	17	17	17
C-9	MTC	17	18	17	17	41	58	58
HC-130	AFR	12	14	13	13	18	14	13
HC-130	ANG	8	8	8	6	12	6	6

SOURCE: USAF FORCE STATUS AND IDENTITY REPORT
 OPR:AF/X000E
 PGM: SD01FS

CLASSIFIED BY: JOINT CHIEFS OF STAFF
 DECLASSIFIED ON: 31 DECEMBER 1986

TABLE 26 — USAF AIRLIFT FORCES BY EQUIPMENT AND COMMAND — AS OF 31 MARCH 1978 (CONTINUED)

<u>EQUIPMENT</u>	<u>COMMAND</u>	<u>USAF AIRLIFT FORCES</u>				<u>SUMMARY OF CREWS</u>		
		<u>AUTH</u>	<u>ASGD</u>	<u>POSS</u>	<u>RDY</u>	<u>AUTH</u>	<u>FORM</u>	<u>RDY</u>
HC-130	MTC	25	30	27	22	35	29	28
HH-3	AFR	6	5	4	4	8	6	6
HH-3	ANG	12	11	11	6	16	10	10
HH-3	MTC	24	25	23	17	31	28	27
HH-53	MTC	29	32	29	19	37	36	36
WC-130	AFR	7	7	6	6	14	11	10
WC-130	MTC	13	14	12	10	24	26	23
WC-135	MTC	5	6	6	5	10	9	9
WC-135	TAC	0	1	0	0	0	0	0
TOTAL		1118	1169	1023	790	2524	2019	1889

SOURCE: USAF FORCE STATUS AND IDENTITY REPORT
 OPR: AF/X000E
 PGM: SD01FS

CLASSIFIED BY: JOINT CHIEFS OF STAFF
 DECLASSIFIED ON: 31 DECEMBER 1986

TABLE 27 - USAF AIRLIFT FORCES AIRCRAFT C-RATINGS - AS OF 31 MARCH 1978

USAF AIRLIFT FORCES

<u>EQUIPMENT</u>	<u>NUMBER OF UNITS</u>	<u>C-1</u>	<u>C-2</u>	<u>C-3</u>	<u>C-4</u>
C-121	1	00	00	01	00
C-123	4	00	04	00	00
C-130	48	10	21	10	07
C-141	10	00	04	03	03
C-5	4	00	02	00	02
C-7	3	02	00	01	00
C-9	0	00	00	00	00
HC-130	9	05	01	03	00
HH-3	8	03	02	03	00
HH-53	4	03	01	00	00
WC-130	3	02	01	00	00
WC-135	2	01	00	00	01
<u>TOTAL</u>	<u>96</u>	<u>26</u>	<u>36</u>	<u>21</u>	<u>13</u>

SOURCE: USAF FORCE STATUS AND IDENTITY REPORT
 OPR: AF/X000E
 PGM: SD02F5

CLASSIFIED BY: JOINT CHIEFS OF STAFF
 DECLASSIFIED ON: 31 DECEMBER 1986

TABLE 28 — USAF AIRLIFT FORCES BY EQUIPMENT AND COMMAND — AS OF 30 SEPTEMBER 1978

EQUIPMENT	COMMAND	USAF AIRLIFT FORCES				SUMMARY OF CREWS		
		AUTH	ASGD	POSS	RDY	AUTH	FORM	RDY
C-121	AFR	0	1	1	0	0	0	0
C-123	AFE	0	0	6	6	0	7	7
C-123	AFR	64	41	36	31	96	73	84
C-130	AFE	3	3	2	1	4	4	4
C-130	AFR	104	116	101	96	172	154	149
C-130	AFS	0	0	6	6	0	7	7
C-130	ANG	160	168	150	116	260	242	205
C-130	MAC	257	268	231	160	487	414	364
C-141	AFR	0	0	0	0	468	322	322
C-141	MAC	250	271	242	193	472	389	384
C-5	AFR	0	0	0	0	88	71	67
C-5	MAC	74	76	59	39	142	110	109
C-7	AFE	0	0	6	6	0	7	7
C-7	AFR	32	32	25	25	48	35	35
C-7	ANG	16	16	16	12	24	17	16
C-9	AFR	0	0	0	0	17	17	17
C-9	MAC	17	18	17	17	41	53	51
C-9	AFE	2	2	2	2	0	0	0

SOURCE: USAF FORCE STATUS AND IDENTITY REPORT
 OPR: AF/X000E
 PGM: SD01FS

CLASSIFIED BY: JOINT CHIEFS OF STAFF
 DECLASSIFIED ON: 31 DECEMBER 1986

TABLE 28 - USAF AIRLIFT FORCES BY EQUIPMENT AND COMMAND - AS OF 30 SEPTEMBER 1978 (CONTINUED)

EQUIPMENT	COMMAND	USAF AIRLIFT FORCES						
		SUMMARY OF EQUIPMENT				SUMMARY OF CREWS		
		AUTH	ASGD	POSS	RDY	AUTH	FORM	RDY
HC-130	AFR	12	14	14	14	18	15	14
HC-130	ANG	8	8	7	3	12	6	6
HC-130	MAC	25	30	29	16	35	30	28
HH-3	AFR	6	5	5	5	8	7	7
HH-3	ANG	12	10	10	4	16	9	9
HH-3	MAC	24	25	24	19	31	30	30
HH-53	MAC	32	32	25	16	42	36	35
WC-130	AFR	7	7	7	7	14	12	12
WC-130	MAC	13	14	16	15	24	23	21
WC-135	MAC	5	6	5	4	10	7	7
WC-135	TAC	0	1	1	1	0	0	0
TOTAL		1123	1164	1043	814	2529	2097	1907

SOURCE: USAF FORCE STATUS AND IDENTITY REPORT
 OPR: AF/X000E
 PGM: S001F5

CLASSIFIED BY: JOINT CHIEFS OF STAFF
 DECLASSIFIED ON: 31 DECEMBER 1986

TABLE 29 - USAF AIRLIFT FORCES AIRCRAFT C-RATINGS - AS OF 30 SEPTEMBER 1978

USAF AIRLIFT FORCES

<u>EQUIPMENT</u>	<u>NUMBER OF UNITS</u>	<u>C-1</u>	<u>C-2</u>	<u>C-3</u>	<u>C-4</u>
C-121	1	00	00	00	01
C-123	5	01	03	01	00
C-130	48	15	19	09	05
C-141	10	01	03	04	02
C-5	4	00	00	02	02
C-7	4	01	01	02	00
C-9	0	00	00	00	00
HC-130	9	01	04	04	00
HH-3	9	01	05	03	00
HH-53	4	00	03	01	00
WC-130	3	02	00	01	00
WC-135	2	00	02	00	00
<u>TOTAL</u>	<u>99</u>	<u>22</u>	<u>40</u>	<u>27</u>	<u>10</u>

SOURCE: USAF FORCE STATUS AND IDENTITY REPORT
 OPR: AF/X000E
 PGM: SD02FS

CLASSIFIED BY: JOINT CHIEFS OF STAFF
 DECLASSIFIED ON: 31 DECEMBER 1986

TABLE 30 — USAF COMBAT AIRCRAFT AND CREWS SUMMARY (INCLUDING ANG AND AFRES RESOURCES)—
AS OF 31 MARCH 1978

<u>MDS</u>	<u>SUMMARY OF AIRCRAFT</u>				<u>SUMMARY OF CREWS</u>		
	<u>AUTH</u>	<u>ASGD</u>	<u>POSS</u>	<u>RDY</u>	<u>AUTH</u>	<u>FORM</u>	<u>RDY</u>
A-10	84	87	80	42	91	89	48
A-37	138	142	136	121	173	154	139
A-7	346	373	357	243	425	395	318
AC-130	19	19	15	11	32	26	23
AGM-34	12	12	12	7	0	0	0
AGM-34V	70	20	20	16	0	0	0
TOTAL	669	653	620	440	721	664	528
B-52	316	352	330	308	395	391	385
B-57	2	3	3	1	0	6	6
TOTAL	318	355	333	309	395	397	391
C-12	1	1	1	1	0	0	0
C-121	0	2	2	0	0	0	0
C-123	64	41	39	34	96	78	72
C-130	524	559	488	371	923	821	728
C-135	4	4	4	4	0	0	0
C-140	4	4	4	3	6	5	5
C-141	250	271	229	185	940	640	622
C-5	74	77	61	38	230	172	171
C-7	48	48	48	37	72	58	53
C-9	17	18	17	17	58	75	75

SOURCE: USAF FORCE STATUS AND IDENTITY REPORT
OPR: AF/XOOOE
PGM: SD01FS

CLASSIFIED BY: JOINT CHIEFS OF STAFF
DECLASSIFY ON: 31 DECEMBER 1986

TABLE 30 - USAF COMBAT AIRCRAFT AND CREWS SUMMARY (INCLUDING ANG AND AFRES RESOURCES) -
AS OF 31 MARCH 1978 (CONTINUED)

<u>MDS</u>	<u>SUMMARY OF AIRCRAFT</u>				<u>SUMMARY OF CREWS</u>		
	<u>AUTH</u>	<u>ASGD</u>	<u>POSS</u>	<u>RDY</u>	<u>AUTH</u>	<u>FORM</u>	<u>RDY</u>
CH-3	39	43	40	28	43	42	34
CH-53	11	10	9	4	12	10	7
TOTAL	1036	1078	942	722	2380	1901	1767
DC-130	9	11	11	6	12	11	9
TOTAL	9	11	11	6	12	11	9
E-3	10	6	4	2	20	12	2
F-4	3	3	3	3	6	6	6
EB-57	36	34	32	19	59	46	42
EC-121	14	13	13	11	34	22	19
EC-130	6	7	7	5	12	8	7
EC-135	40	40	38	35	64	63	61
TOTAL	109	103	97	75	195	157	137
F-100	278	287	287	230	349	306	268
F-101	74	88	76	63	90	77	71
F-105	196	199	179	125	238	214	191
F-106	224	228	204	157	316	304	288
F-111	338	369	306	94	362	294	195
F-15	250	278	255	126	297	232	157
F-4	1275	1406	1281	640	1477	1355	963
F-5	92	110	109	81	112	114	29

SOURCE: USAF FORCE STATUS AND IDENTITY REPORT
OPR: AF/XOOOE
PGM: SD01FS

CLASSIFIED BY: JOINT CHIEFS OF STAFF
DECLASSIFY ON: 31 DECEMBER 1986

TABLE 30 — USAF COMBAT AIRCRAFT AND CREWS SUMMARY (INCLUDING ANG AND AFRES RESOURCES) —
AS OF 31 MARCH 1978 (CONTINUED)

<u>MDS</u>	<u>SUMMARY OF AIRCRAFT</u>				<u>SUMMARY OF CREWS</u>		
	<u>AUTH</u>	<u>ASGD</u>	<u>POSS</u>	<u>RDY</u>	<u>AUTH</u>	<u>FORM</u>	<u>RDY</u>
FB-111	60	66	54	37	68	72	67
TOTAL	2787	3031	2751	1553	3309	2968	2229
HC-130	45	52	48	41	65	49	47
HH-1	27	29	26	22	42	44	43
HH-3	42	41	38	27	55	44	43
HH-53	29	32	29	19	37	36	36
TOTAL	143	154	141	109	199	173	169
KC-135	615	640	601	573	798	816	799
KC-97	24	6	6	6	36	23	23
TOTAL	639	646	607	579	834	839	822
MC-130	13	14	11	8	21	20	17
TOTAL	13	14	11	8	21	20	17
O-2	222	233	232	197	369	320	255
OV-10	88	88	87	55	175	174	78
TOTAL	310	321	319	252	544	494	333
RC-135	22	26	25	25	32	35	35
RF-101	18	20	19	18	23	20	19
RF-4	320	345	317	195	385	330	287
TOTAL	360	391	361	238	440	385	341
SR-71	9	8	8	7	11	12	11

SOURCE: USAF FORCE STATUS AND IDENTITY REPORT
OPR: AF/XOOOE
PGM: SD01FS

CLASSIFIED BY: JOINT CHIEFS OF STAFF
DECLASSIFY ON: 31 DECEMBER 1986

TABLE 30 - USAF COMBAT AIRCRAFT AND CREWS SUMMARY (INCLUDING ANG AND AFRES RESOURCES) -
AS OF 31 MARCH 1978 (CONTINUED)

<u>MDS</u>	<u>SUMMARY OF AIRCRAFT</u>				<u>SUMMARY OF CREWS</u>		
	<u>AUTH</u>	<u>ASGD</u>	<u>POSS</u>	<u>RDY</u>	<u>AUTH</u>	<u>FORM</u>	<u>RDY</u>
<u>TOTAL</u>	9	8	8	7	11	12	11
T-33	84	81	82	59	68	99	93
T-38	179	208	184	99	154	187	5
T-39	4	3	3	1	6	6	5
TH-1	17	18	17	13	10	3	3
<u>TOTAL</u>	284	310	286	172	238	295	106
U-2	16	15	13	13	41	37	29
UC-123	0	22	22	19	0	0	0
UH-1	73	79	78	61	114	121	111
<u>TOTAL</u>	89	116	113	93	155	158	140
WC-130	20	21	18	16	38	37	33
WC-135	5	7	6	5	10	9	9
<u>TOTAL</u>	25	28	24	21	48	46	42
<u>TOTAL</u> <u>AIRCRAFT & CREWS</u>	6800	7219	6624	4584	9502	8520	7042

SOURCE: USAF FORCE STATUS AND IDENTITY REPORT
OPR: AF/XOOOE
PGM: SD01FS

CLASSIFIED BY: JOINT CHIEFS OF STAFF
DECLASSIFY ON: 31 DECEMBER 1986

TABLE 31 — USAF COMBAT AIRCRAFT AND CREWS SUMMARY (INCLUDING ANG AND AFRES RESOURCES) —
AS OF 30 SEPTEMBER 1978

NDS	SUMMARY OF AIRCRAFT				SUMMARY OF CREWS		
	AUTH	ASGD	POSS	FDY	AUTH	FORM	RDY
A-10	126	121	123	66	123	138	74
A-37	138	143	135	113	173	156	104
A-7	366	372	360	282	437	412	327
AC-130	20	20	16	14	34	28	22
AGM-34	15	14	14	10	0	0	0
AGM-34V	69	26	25	19	0	0	0
TOTAL	734	696	673	506	767	734	527
B-52	316	352	325	304	395	384	371
B-57	2	3	3	3	0	4	4
TOTAL	318	355	328	307	395	388	375
C-12	1	1	1	1	0	0	0
C-121	0	1	1	0	0	0	0
C-123	64	41	42	37	96	80	91
C-130	524	555	490	379	923	821	729
C-135	4	4	3	3	0	0	0
C-140	4	4	4	3	6	5	5
C-141	250	271	242	193	940	711	706
C-5	74	76	59	39	230	181	176
C-7	48	48	47	43	72	59	58
C-9	19	20	19	19	58	70	68

SOURCE: USAF FORCE STATUS AND IDENTITY REPORT
OPR: AF/XOOOE
PGM: SD01FS

CLASSIFIED BY: JOINT CHIEFS OF STAFF
DECLASSIFY ON: 31 DECEMBER 1986

TABLE 31 - USAF COMBAT AIRCRAFT AND CREWS SUMMARY (INCLUDING ANG AND AFRES RESOURCES) -
AS OF 30 SEPTEMBER 1978 (CONTINUED)

MDS	SUMMARY OF AIRCRAFT				SUMMARY OF CREWS		
	AUTH	ASGD	POSS	RDY	AUTH	FORM	RDY
CH-3	37	43	39	20	43	39	38
CH-53	11	10	10	4	12	12	10
TOTAL	1036	1074	957	741	2380	1978	1881
DC-130	9	11	8	5	12	11	9
TOTAL	9	11	8	5	12	11	9
E-3	11	10	6	2	27	18	4
E-4	3	3	3	2	6	6	6
EB-57	33	35	33	17	46	41	32
EC-121	14	9	8	8	32	16	10
EC-130	6	8	7	7	12	13	9
EC-135	40	41	38	33	63	59	56
TOTAL	107	106	95	69	186	153	117
F-100	228	238	241	210	288	264	229
F-101	74	82	72	55	90	76	74
F-105	196	190	174	115	238	206	181
F-106	209	226	206	165	296	288	269
F-111	328	367	316	131	359	308	202
F-15	292	305	281	143	345	306	205
F-4	1336	1400	1266	777	1596	1437	1004
F-5	103	110	103	75	131	112	31

SOURCE: USAF FORCE STATUS AND IDENTITY REPORT
OPR: AF/XOOOE
PGM: SD01FS

CLASSIFIED BY: JOINT CHIEFS OF STAFF
DECLASSIFY ON: 31 DECEMBER 1986

TABLE 31 — USAF COMBAT AIRCRAFT AND CREWS SUMMARY (INCLUDING ANG AND AFRES RESOURCES) —
AS OF 30 SEPTEMBER 1978 (CONTINUED)

MDS	SUMMARY OF AIRCRAFT				SUMMARY OF CREWS		
	AUTH	ASGD	POSS	RDY	AUTH	FORM	RDY
FB-111	60	66	56	45	68	70	65
TOTAL	2826	2984	2715	1716	3411	3067	2260
HC-130	45	52	50	33	65	51	48
HH-1	27	29	26	22	42	45	41
HH-3	42	40	39	28	55	46	46
HH-53	32	32	25	16	42	36	35
HH-53H	0	1	1	1	0	0	0
TOTAL	146	154	141	100	204	178	170
KC-135	615	640	598	565	795	848	817
KC-97	8	1	1	1	12	0	0
TOTAL	623	641	599	566	807	848	817
MC-130	13	14	11	9	21	21	18
MRC-107	269	160	153	153	0	0	0
MRC-108	74	34	36	36	0	0	0
TOTAL	356	208	200	198	21	21	18
O-2	222	233	242	214	371	353	282
OV-10	86	86	82	53	147	120	80
TOTAL	308	319	324	267	518	473	362
RC-135	22	28	26	26	32	32	32
RF-101	18	19	19	13	23	21	16

SOURCE: USAF FORCE STATUS AND IDENTITY REPORT
OPR: AF/XOOOE
PGM: SD01FS

CLASSIFIED BY: JOINT CHIEFS OF STAFF
DECLASSIFY ON: 31 DECEMBER 1986

TABLE 31 -- USAF COMBAT AIRCRAFT AND CREWS SUMMARY (INCLUDING ANG AND AFRES RESOURCES) --
AS OF 30 SEPTEMBER 1978 (CONTINUED)

<u>MDS</u>	<u>SUMMARY OF AIRCRAFT</u>				<u>SUMMARY OF CREWS</u>		
	<u>AUTH</u>	<u>ASGD</u>	<u>POSS</u>	<u>RDY</u>	<u>AUTH</u>	<u>FORM</u>	<u>RDY</u>
RF-4	320	350	326	222	385	323	277
TOTAL	360	397	371	261	440	376	325
SR-71	9	9	9	9	11	11	11
TOTAL	9	9	9	9	11	11	11
T-33	87	85	88	70	77	99	89
T-38	179	210	198	126	222	239	10
T-39	4	4	4	3	6	6	6
TH-1	17	18	17	12	10	3	3
TOTAL	287	317	307	211	315	347	108
U-2	16	15	12	12	38	30	28
UC-123	0	22	19	19	0	0	0
UH-1	77	78	80	65	114	115	105
TOTAL	93	115	111	96	152	145	133
WC-130	20	21	23	22	38	35	33
WC-135	5	7	6	5	10	7	7
TOTAL	25	28	29	27	48	42	40
TOTAL	7237	7414	6867	5079	9667	8772	7153
AIRCRAFT & CREWS							

SOURCE: USAF FORCE STATUS AND IDENTITY REPORT
OPR: AF/XOOOE
PGM: SD01FS

CLASSIFIED BY: JOINT CHIEFS OF STAFF
DECLASSIFY ON: 31 DECEMBER 1986

TABLE 32 -- USAF COMBAT MISSILES AND CREWS SUMMARY -- AS OF 31 MARCH 1978

<u>MDS</u>	<u>SUMMARY OF MISSILES</u>					<u>SUMMARY OF CREWS</u>		
	<u>AUTH</u>	<u>ASGD</u>	<u>POSS</u>	<u>NUC-CAP</u>	<u>CON-CAP</u>	<u>AUTH</u>	<u>FORM</u>	<u>RDY</u>
AGM-28	276	190	171	0	0	0	0	0
AGM-69	1170	1313	1336	1131	0	0	0	0
TOTAL	1446	1403	1507	1131	0	0	0	0
LGM-25	54	57	57	49	0	285	264	264
LGM-30	1008	1159	945	930	0	657	694	692
TOTAL	1062	1216	1002	979	0	942	958	956
TOTAL	2508	2719	2509	2110	0	942	958	956

MISSILES & CREWS

SECRET

SOURCE: USAF FORCE STATUS AND IDENTITY REPORT
 OPR: AF/XOOOE
 PGM: SD01FS

CLASSIFIED BY: JOINT CHIEFS OF STAFF
 DECLASSIFY ON: 31 DECEMBER 1986

TABLE 33 — USAF COMBAT MISSILES AND CREWS SUMMARY — AS OF 30 SEPTEMBER 1978

<u>IDS</u>	SUMMARY OF MISSILES					SUMMARY OF CREWS		
	<u>AUTH</u>	<u>ASGD</u>	<u>POSS</u>	<u>NUC-CAP</u>	<u>CON-CAP</u>	<u>AUTH</u>	<u>FORM</u>	<u>RDY</u>
AGM-28	196	1	1	0	0	0	0	0
AGM-69	1170	1313	1359	1131	0	0	0	0
TOTAL	1366	1313	1360	1131	0	0	0	0
LGM-25	54	57	57	50	0	285	261	260
LGM-30	1008	1152	948	911	0	657	633	631
TOTAL	1062	1209	1005	961	0	942	894	891
TOTAL	2428	2523	2365	2092	0	942	894	891
MISSILES & CREWS								

SOURCE: USAF FORCE STATUS AND IDENTITY REPORT
 OPR: AF/XOOOE
 PGM: SD01FS

CLASSIFIED BY: JOINT CHIEFS OF STAFF
 DECLASSIFY ON: 31 DECEMBER 1986

TABLE 34 - AIRCRAFT AND MISSILE UNITS C-RATING PERCENTAGES CRITERIA

MINIMUM PERCENTAGES OF AUTHORIZED REQUIRED FOR EACH C-RATING

	<u>AIRCRAFT UNITS</u>				<u>MISSILE UNITS</u>			
	<u>PERCENTAGE</u>				<u>PERCENTAGE</u>			
	<u>C-1</u>	<u>C-2</u>	<u>C-3</u>	<u>C-4</u>	<u>C-1</u>	<u>C-2</u>	<u>C-3</u>	<u>C-4</u>
PERSONNEL	90	80	65	LESS THAN	90	80	70	LESS THAN
EQUIPMENT/ SUPPLIES ON HAND	90	83	55	C-3 FOR	80	65	35	C-3 FOR
AIRCRAFT READY	75	57	41	ALL	80	60	35	ALL
AIRCREW READY	85	70	55	AREAS	90	80	60	AREAS

C-1 Fully Ready: An organization fully capable of performing the mission(s) for which it is organized or designed.

C-2 Substantially Ready: An organization capable of performing the mission(s) for which it is organized or designed but having minor deficiencies which reduce its effectiveness.

C-3 Marginally Ready: An organization with major deficiencies of such magnitude as to limit severely its capability to perform the mission(s) for which it is organized or designed.

C-4 Not Ready: An organization not capable of performing the mission(s) for which it is organized or designed.

SOURCE: USAF FORCE STATUS AND IDENTITY REPORT
OPR: AF/XOOOE
PGM: SD01FS


UNCLASSIFIED

UNCLASSIFIED



Flight Operations

PART II



PART II

FLIGHT OPERATIONS

INTRODUCTION

Aircraft flight operations data included in this section are based on statistics submitted in pertinent recurring reports. These reports are compiled on a physical possession basis with the various activity categories determined by the assignment or status of the aircraft rather than actual use.

The tables provide summary data covering flight operations for operating active USAF aircraft and include aircraft flying hours, utilization, etc. Non-operating active totals are shown as a one-line entry.

DEFINITIONS

OPERATING ACTIVE AIRCRAFT --- Aircraft currently and actively engaged in or supporting flying missions. Assignment categories are as follows:

TACTICAL AND COMBAT SUPPORT:

Combat Unit - Aircraft assigned for the direct accomplishment of combat unit operations.

Combat Support - Aircraft assigned for the direct accomplishment of combat support operations.

Combat Unit Support - Aircraft assigned for the direct support of combat units and combat supporting unit operations.

Combat Tactics Development - Aircraft assigned to combat commands for the purpose of developing and testing tactics to be employed in functions of combat unit operations.

Combat Flying Support - Aircraft assigned for the purpose of accomplishing essential combat flying functions that cannot be performed in tactical type aircraft.

Industrial Funded - Aircraft assigned to Military Airlift Command (MAC) for the accomplishment of single manager operations for airlift service.

STUDENT AND COMBAT CREW TRAINING:

Aircraft assigned to accomplish student and combat crew training or indoctrination.

OPERATIONAL SUPPORT:

Aircraft assigned to Air Force units in support of proficiency flying for those rated personnel who are not assigned to crew positions and cannot be provided their flying requirements in aircraft assigned in any other code.

UNCLASSIFIED

FLIGHT OPERATIONS (Cont'd.)**DEFINITIONS (Cont'd.)****ADMINISTRATIVE:**

Aircraft assigned to support command administrative, executive, and inspection functions.

SPECIAL ACTIVITY AND UTILITY TRANSPORT:

Special Activity - Aircraft assigned to accomplish special activities of the Air Force and other Government agencies.

Command Mission Support - Aircraft assigned to accomplish necessary unscheduled airlift or personnel and materiel in support of Air Force bases and units.

TEST AND TEST SUPPORT:

Bailment Test - Aircraft assigned to approved Air Force contractors for the performance or support of research, development, or test programs for the Air Force.

Test Support - Aircraft assigned for the purpose of supporting test programs by actual participation, or for the purpose of research, development, or test of equipment requiring airborne platforms.

Test - Aircraft assigned to evaluate the aircraft or its components.

NON-OPERATING ACTIVE AIRCRAFT - Aircraft of the following types: Enroute aircraft other than ferry flights; Enroute aircraft on ferry flights; MAP aircraft temporarily diverted to USAF; Non-MAP aircraft temporarily diverted to USAF; New production aircraft; Flyable storage; Battle damage, evacuate to CONUS; Battle damage, repair by RAM team; Battle damage, awaiting major components; Battle damage, AFLC assistance not required; Battle damage, evacuate to contractor; Crash/Battle damage, awaiting AFLC assistance or decision; Contract work (for use by Air Force Logistics Command only); Extended transient maintenance, (for base use only); Depot level work-field teams; Crash damage (base use only); Depot work (for AFLC use only); Depot prototyping, for use by Air Force Logistics Command only; Major maintenance awaiting AFLC decision; Crash damage, AFLC; Contract work (for Air Force Systems Command only); Command programmed maintenance; Excess to command requirements.

INACTIVE AIRCRAFT - Exempt from reporting.

UNCLASSIFIED

TABLE 35 - SUMMARY OF AIR FORCE FLYING HOURS BY MISSION, DESIGN AND SERIES - BY QUARTERS - BY PROGRAM AND ACTUAL - FOR FISCAL YEAR 1978

<u>AIRCRAFT NOS</u>	<u>FY QTR</u>	<u>FLYING HOURS PROGRAM</u>	<u>FLYING HOURS ACTUAL</u>	<u>PERCENT OF PROGRAM FLOWN</u>
	1978			
<u>A-7D</u>	1	13989	13106	93.7
	2	13352	12585	94.3
	3	12474	12372	99.2
	4	10587	10891	102.9
	TOTAL	50402	49954	99.1
<u>A-10A</u>	1	5865	5498	93.7
	2	7180	7935	110.5
	3	10323	10551	102.2
	4	11660	12292	105.4
	TOTAL	35028	36276	103.6
<u>A-37B</u>	1	450	281	62.4
	2	450	334	74.2
	3	360	342	95.0
	4	360	396	110.1
	TOTAL	1620	1353	83.5
<u>OA137B</u>	1			
	2			
	3			
	4			
	TOTAL			
<u>B-1</u>	1			
	2			
	3			
	4			
	TOTAL			
<u>WB/B-52D</u>	1	8575	8419	98.2
	2	8380	8110	96.8
	3	8465	8286	97.9

FOR OFFICIAL USE ONLY

FOR OFFICIAL USE ONLY

TABLE 35 - SUMMARY OF AIR FORCE FLYING HOURS BY MISSION, DESIGN AND SERIES - BY QUARTERS - BY PROGRAM AND ACTUAL - FOR FISCAL YEAR 1978 (CONTINUED)

AIRCRAFT MDS	FY	FLYING HOURS		PERCENT OF PROGRAM FLYING
	QTR.	PROGRAM	ACTUAL	
	1978			
	4	8268	8341	101.0
	TOTAL	33680	33156	98.4
<u>N3/B-52A/9/C/E</u>	1			
	2			
	3			
	4			
	TOTAL			
<u>B-52F</u>	1			
	2			
	3			
	4		32	
	TOTAL		32	
<u>B-52G</u>	1	15772	16215	102.8
	2	15877	16032	101.8
	3	15631	15948	102.0
	4	15779	16074	101.9
	TOTAL	63059	64269	101.9
<u>B-52H</u>	1	9366	8989	96.6
	2	9078	9210	101.5
	3	9186	9134	99.4
	4	9182	9179	100.9
	TOTAL	36672	36513	99.6
<u>EB-57B</u>	1		2	
	2			
	3			
	4			
	TOTAL		2	

FOR OFFICIAL USE ONLY

FOR OFFICIAL USE ONLY

TABLE 35 -- SUMMARY OF AIR FORCE FLYING HOURS BY MISSION, DESIGN AND SERIES -- BY QUARTERS -- BY PROGRAM AND ACTUAL -- FOR FISCAL YEAR 1978 (CONTINUED)

<u>AIRCRAFT MDS</u>	<u>FY QTR</u>	<u>FLYING HOURS PROGRAM</u>	<u>ACTUAL</u>	<u>PERCENT OF PROGRAM FLCHN</u>
	1978			
<u>B-57C</u>	1			
	2		1	
	3			
	4			
	TOTAL		1	
<u>B-57E</u>	1	184	322	175.0
	2	184	291	152.7
	3	186	269	144.6
	4	186	290	155.7
	TOTAL	740	1162	157.0
<u>ER-57E</u>	1	1408	1246	88.5
	2	1409	1157	82.2
	3	1560	1255	80.5
	4	1560	1569	100.6
	TOTAL	5936	5227	88.1
<u>FB-111A</u>	1	4435	4034	91.0
	2	4305	3449	80.1
	3	4183	3928	93.9
	4	4134	4429	107.1
	TOTAL	17057	15840	92.9
<u>C-5A</u>	1	10360	11768	113.6
	2	10743	10512	101.6
	3	12413	14672	112.8
	4	12401	11999	96.8
	TOTAL	45517	49281	106.1
<u>C-5B</u>	1			

FOR OFFICIAL USE ONLY

FOR OFFICIAL USE ONLY

TABLE 35 - SUMMARY OF AIR FORCE FLYING HOURS BY MISSION, DESIGN AND SERIES - BY QUARTERS - BY PROGRAM AND ACTUAL - FOR FISCAL YEAR 1978 (CONTINUED)

AIRCRAFT MPS	FY QTR	FLYING HOURS		PERCENT OF PROGRAM FLOWN
		PROGRAM	ACTUAL	
	1978			
	2			
	3			
	4			
	TOTAL			
<u>C/VC-6A</u>	1	135	91	67.4
	2	135	112	82.0
	3	135	110	81.4
	4	135	88	65.2
	TOTAL	540	409	75.7
<u>C/VC-7A</u>	1		2	
	2		2	
	3		1	
	4		3	
	TOTAL		8	
<u>C-9A</u>	1	6980	6728	97.4
	2	6903	6772	98.1
	3	6963	6918	99.0
	4	6900	6845	99.2
	TOTAL	27686	27155	98.4
<u>VC/C009C</u>	1	540	396	73.3
	2	540	385	71.3
	3	540	482	89.3
	4	540	437	80.9
	TOTAL	2160	1700	78.7

FOR OFFICIAL USE ONLY

FOR OFFICIAL USE ONLY

TABLE 35 - SUMMARY OF AIR FORCE FLYING HOURS BY MISSION, DESIGN AND SERIES - BY QUARTERS - BY PROGRAM AND ACTUAL - FOR FISCAL YEAR 1978 (CONTINUED)

<u>AIRCRAFT MOS</u>	<u>FY QTR</u>	<u>FLYING HOURS PROGRAM</u>	<u>HOURS ACTUAL</u>	<u>PERCENT OF PROGRAM FLOWN</u>
<u>C-12A</u>	1	2178	1966	90.3
	2	2016	1904	94.4
	3	2029	1784	87.9
	4	2028	1695	83.6
	TOTAL	8251	7349	89.1
<u>C/UC-123K</u>	1		6	
	2		2	
	3		1	
	4		3	
	TOTAL		12	
<u>C-130A</u>	1	70	84	120.0
	2	226	167	73.9
	3	90	114	126.7
	4	190	203	106.6
	TOTAL	576	567	98.5
<u>AC-130A</u>	1		3	
	2		4	
	3		3	
	4		2	
	TOTAL		12	
<u>DC-130A</u>	1	400	157	39.3
	2	400	258	64.5
	3	400	274	68.5
	4	400	300	75.0
	TOTAL	1600	999	62.4

FOR OFFICIAL USE ONLY

FOR OFFICIAL USE ONLY

TABLE 35 - SUMMARY OF AIR FORCE FLYING HOURS BY MISSION, DESIGN AND SERIES - BY QUARTERS - BY PROGRAM AND ACTUAL - FOR FISCAL YEAR 1978 (CONTINUED)

AIRCRAFT MDS	FY QTR	FLYING HOURS		PERCENT OF PROGRAM FLCWM
		PROGRAM	ACTUAL	
	1978			
<u>RC-130A</u>	1		28	
	2		7	
	3		8	
	4			
	TOTAL			43
<u>C-130B</u>	1	1323	1267	95.8
	2	1323	1296	98.0
	3	1323	1238	93.6
	4	1323	1266	95.7
	TOTAL	5292	5067	95.8
<u>WC-130B</u>	1		121	
	2		88	
	3		105	
	4		143	
	TOTAL			457
<u>C-130D</u>	1			
	2		2	
	3			
	4			
	TOTAL			2
<u>C-130E</u>	1	31533	29044	92.1
	2	32808	32004	97.6
	3	35943	33484	93.2
	4	33587	35205	103.6
	TOTAL	134271	129737	96.6
<u>DC-130F</u>	1	400	527	131.7
	2	400	536	134.0

FOR OFFICIAL USE ONLY

FOR OFFICIAL USE ONLY

TABLE 35 - SUMMARY OF AIR FORCE FLYING HOURS BY MISSION, DESIGN AND SERIES - BY QUARTERS - BY PROGRAM AND ACTUAL - FOR FISCAL YEAR 1978 (CONTINUED)

<u>AIRCRAFT MOS</u>	<u>FY QTR</u>	<u>FLYING HOURS PROGRAM</u>	<u>ACTUAL</u>	<u>PERCENT OF PROGRAM FLOWN</u>
	1978			
	3	418	573	139.8
	4	480	517	129.2
	TOTAL	1610	2153	133.7
<u>EC-130E</u>	1	834	769	85.0
	2	834	836	100.2
	3	834	824	98.8
	4	834	861	103.2
	TOTAL	3336	3230	96.8
<u>WC-130E</u>	1	1880	1810	96.3
	2	1870	1927	103.0
	3	1980	1941	98.0
	4	2040	1955	95.8
	TOTAL	7770	7633	98.2
<u>WC-130E</u>	1	968	1046	113.1
	2	840	998	118.8
	3	918	966	105.2
	4	1068	1135	106.3
	TOTAL	3786	4185	110.5
<u>C-130H</u>	1	9920	11161	112.7
	2	10240	11333	110.7
	3	11392	10918	95.8
	4	10624	11594	109.1
	TOTAL	42176	45027	106.8
<u>AC-130H</u>	1	1121	1033	92.2
	2	1155	1159	100.3
	3	1152	1313	114.0
	4	1130	1103	97.6

FOR OFFICIAL USE ONLY

FOR OFFICIAL USE ONLY

TABLE 35 - SUMMARY OF AIR FORCE FLYING HOURS BY MISSION, DESIGN AND SERIES - BY QUARTERS - BY PROGRAM AND ACTUAL - FOR FISCAL YEAR 1978 (CONTINUED)

AIRCRAFT MDS	FY QTR	FLYING HOURS		PERCENT OF PROGRAM FLCM
		PROGRAM	ACTUAL	
	1978			
	TOTAL	4558	4608	101.1
<u>DC-130M</u>	1	108	43	43.0
	2	100	51	51.0
	3	30	21	70.0
	4	100	17	16.9
	TOTAL	338	132	40.0
<u>HC-130M</u>	1	606	1124	163.0
	2	507	1208	205.0
	3	586	1063	161.4
	4	616	1186	192.5
	TOTAL	2475	4581	185.1
<u>HC-130M</u>	1	1273	1127	88.5
	2	1324	761	74.3
	3	1124	980	87.9
	4	1446	1628	112.0
	TOTAL	4167	4496	92.4
<u>HC-130M</u>	1	1596	2065	129.4
	2	1608	1291	80.3
	3	1608	1517	94.4
	4	1608	1576	98.0
	TOTAL	6420	6450	100.5
<u>HC-130P</u>	1	1976	1606	81.3
	2	1984	1460	73.6
	3	1984	1742	87.8
	4	1984	1653	83.3
	TOTAL	7928	6461	81.5

FOR OFFICIAL USE ONLY

FOR OFFICIAL USE ONLY

TABLE 35 - SUMMARY OF AIR FORCE FLYING HOURS BY MISSION, DESIGN AND SERIES - BY QUARTERS - BY PROGRAM AND ACTUAL - FOR FISCAL YEAR 1978 (CONTINUED)

<u>AIRCRAFT MDS</u>	<u>FY QTR</u>	<u>FLYING HOURS PROGRAM</u>	<u>ACTUAL</u>	<u>PERCENT OF PROGRAM FLOWN</u>
	1978			
<u>C-131B</u>	1	20	4	20.0
	2	50	29	58.0
	3	20	33	165.0
	4	20	74	368.5
	TOTAL	110	140	127.8
<u>C/VC-131D</u>	1		6	
	2		3	
	3		5	
	4		2	
	TOTAL		16	
<u>C-131E</u>	1		4	
	2		1	
	3		2	
	4			
	TOTAL		7	
<u>C/AC/VC-131H</u>	1	20	1	5.0
	2	25		
	3	25	35	140.0
	4	25	54	217.6
	TOTAL	95	90	95.2
<u>EC-135</u>	1	6343	5994	94.5
	2	6188	6247	102.3
	3	6262	6282	100.3
	4	3523	6336	114.7
	TOTAL	24236	24859	102.6
<u>RC-135</u>	1	4090	4363	106.7
	2	3452	4277	111.0
	3	4146	4272	103.0

FOR OFFICIAL USE ONLY

FOR OFFICIAL USE ONLY

TABLE 35 - SUMMARY OF AIR FORCE FLYING HOURS BY MISSION, DESIGN AND SERIES - BY QUARTERS - BY PROGRAM AND ACTUAL - FOR FISCAL YEAR 1978 (CONTINUED)

AIRCRAFT MDS	FY QTR	FLYING HOURS		PERCENT OF PROGRAM FLCNM
		PROGRAM	ACTUAL	
	1978			
	4	4106	4403	107.2
	TOTAL	16194	17315	106.9
<u>C/NC-135A</u>	1	618	406	65.7
	2	278	343	123.4
	3	270	346	128.1
	4	310	338	109.1
	TOTAL	1476	1433	97.1
<u>KC-135A</u>	1	40925	38648	95.1
	2	38972	38239	100.4
	3	39977	37718	96.5
	4	40839	38458	94.2
	TOTAL	158813	153255	96.5
<u>C/VC-135B</u>	1	1481	987	66.6
	2	1439	998	69.4
	3	1496	1300	86.9
	4	1439	1132	78.7
	TOTAL	5855	4417	75.4
<u>WC-135B</u>	1	950	1014	106.7
	2	850	917	107.9
	3	850	847	99.7
	4	1050	1202	114.4
	TOTAL	3700	3980	107.6
<u>C-135C</u>	1	550	383	69.6
	2	550	485	88.2
	3	550	535	97.3
	4	525	507	96.5
	TOTAL	2175	1910	87.8

FOR OFFICIAL USE ONLY

FOR OFFICIAL USE ONLY

TABLE 35 - SUMMARY OF AIR FORCE FLYING HOURS BY MISSION, DESIGN AND SERIES - BY QUARTERS - BY PROGRAM AND ACTUAL - FOR FISCAL YEAR 1978 (CONTINUED)

<u>AIRCRAFT MDS</u>	<u>FY QTR</u>	<u>FLYING HOURS PROGRAM</u>	<u>ACTUAL</u>	<u>PERCENT OF PROGRAM FLOWN</u>
	1978			
<u>KC-135Q</u>	1	4435	4943	111.5
	2	4125	5781	140.1
	3	4235	5346	126.2
	4	4675	6137	131.3
	TOTAL	17470	22207	127.1
<u>C-137B/C</u>	1	720	463	64.3
	2	720	536	74.4
	3	720	532	73.9
	4	720	536	74.4
	TOTAL	2880	2067	71.8
<u>C-140A</u>	1	652	431	66.1
	2	652	527	80.8
	3	748	762	101.9
	4	748	714	95.5
	TOTAL	2800	2434	86.9
<u>C/VC-140B</u>	1	1755	1058	60.3
	2	1755	1139	64.9
	3	1755	1249	71.2
	4	1755	1373	78.2
	TOTAL	7020	4819	68.6
<u>C/NC-141A</u>	1	70112	76181	108.7
	2	70816	69406	98.0
	3	71815	72854	101.4
	4	73884	71323	96.5
	TOTAL	286627	289764	101.1
<u>VC-141B</u>	1		1	

FOR OFFICIAL USE ONLY

FOR OFFICIAL USE ONLY

TABLE 35 - SUMMARY OF AIR FORCE FLYING HOURS BY MISSION, DESIGN AND SERIES - BY QUARTERS - BY PROGRAM AND ACTUAL - FOR FISCAL YEAR 1978 (CONTINUED)

<u>AIRCRAFT MDS</u>	<u>FY QTR</u>	<u>FLYING HOURS PROGRAM</u>	<u>ACTUAL</u>	<u>PERCENT OF PROGRAM FLCNM</u>
	1978			
	2	40	3	7.5
	3	40	1	2.5
	4	40		
	TOTAL	120	5	4.2
<u>CANST</u>	1	20		
	2	40		
	3			
	4			
	TOTAL	60		
	1			
	2			
	3			
	4			
	TOTAL			
<u>E-3A (AWACS)</u>	1	1014	423	41.7
	2	1188	840	70.7
	3	1614	1336	82.8
	4	1742	1444	82.9
	TOTAL	5558	4043	72.8
<u>E-4A/B (AABNCP)</u>	1	420	453	107.9
	2	469	511	109.0
	3	434	469	108.1
	4	524	687	131.0
	TOTAL	1847	2120	114.8
<u>F-4C</u>	1	13445	12067	89.8
	2	13496	12315	88.6
	3	12847	12400	96.5
	4	12035	11346	94.3

FOR OFFICIAL USE ONLY

FOR OFFICIAL USE ONLY

TABLE 35 - SUMMARY OF AIR FORCE FLYING HOURS BY MISSION, DESIGN AND SERIES - BY QUARTERS - BY PROGRAM AND ACTUAL - FOR FISCAL YEAR 1978 (CONTINUED)

<u>AIRCRAFT MDS</u>	<u>FY CTR</u>	<u>FLYING HOURS PROGRAM</u>	<u>ACTUAL</u>	<u>PERCENT OF PROGRAM FLCMN</u>
1978				
	TOTAL	52223	48128	92.2
<u>RF-4C</u>	1	14707	14465	98.4
	2	14625	14117	96.5
	3	15988	15765	98.7
	4	15588	15286	98.1
	TOTAL	60728	59633	98.2
<u>F-4D</u>	1	25593	20563	80.4
	2	25914	22550	90.2
	3	25566	25077	98.1
	4	24413	23599	96.7
	TOTAL	100586	91789	91.3
<u>F-4E</u>	1	38014	36558	96.2
	2	38857	37806	97.3
	3	41581	41407	99.8
	4	39154	39141	100.0
	TOTAL	157526	154912	98.3
<u>F-4F/E (GAF)</u>	1	588	616	104.8
	2	614	513	83.6
	3	630	604	95.9
	4	622	553	88.9
	TOTAL	2454	2286	93.2
<u>F-4G</u>	1	65	54	83.1
	2	140	102	72.9
	3	378	227	60.1
	4	630	715	113.5
	TOTAL	1213	1098	90.5

FOR OFFICIAL USE ONLY

FOR OFFICIAL USE ONLY

TABLE 35 - SUMMARY OF AIR FORCE FLYING HOURS BY MISSION, DESIGN AND SERIES - BY QUARTERS - BY PROGRAM AND ACTUAL - FOR FISCAL YEAR 1978 (CONTINUED)

<u>AIRCRAFT MDS</u>	<u>FY QTR</u>	<u>FLYING HOURS PROGRAM</u>	<u>ACTUAL</u>	<u>PERCENT OF PROGRAM FLCMN</u>
	-1978			
<u>F-5A (MAP)</u>	1	20	5	25.0
	2	20	5	25.0
	3	20		
	4			
	TOTAL	60	10	16.7
<u>F-5B</u>	1	308	409	132.8
	2	352	386	109.7
	3	360	326	90.6
	4	356	350	98.3
	TOTAL	1376	1471	106.9
<u>F-5R (MAP)</u>	1	385	373	96.9
	2	352	405	115.1
	3	352	547	155.4
	4	356	437	122.7
	TOTAL	1445	1762	121.9
<u>F-5E</u>	1	5420	4931	91.0
	2	6100	6162	101.0
	3	6906	7169	103.8
	4	7116	7170	100.8
	TOTAL	25542	25482	99.6
<u>F-5E (FNS)</u>	1	60	4	6.7
	2			
	3			
	4			
	TOTAL	60	4	6.7
<u>F-5F</u>	1	154	120	77.9
	2	176	110	62.5

FOR OFFICIAL USE ONLY

FOR OFFICIAL USE ONLY

TABLE 35 - SUMMARY OF AIR FORCE FLYING HOURS BY MISSION, DESIGN AND SERIES - BY QUARTERS - BY PROGRAM AND ACTUAL - FOR FISCAL YEAR 1978 (CONTINUED)

AIRCRAFT MDS	FY QTR	FLYING HOURS		PERCENT OF PROGRAM FLOWN
		PROGRAM	ACTUAL	
	1978			
	3	180	158	87.8
	4	188	138	73.5
	TOTAL	698	526	75.4
<u>F-5F (FMS)</u>	1	40	18	45.0
	2	20	16	80.0
	3		2	
	4		2	
	TOTAL	60	38	63.3
<u>F-15A</u>	1	10665	11054	104.2
	2	12086	12145	100.5
	3	14405	14886	103.3
	4	15660	15642	99.9
	TOTAL	52756	53727	101.8
<u>F-15B</u>	1	1556	1504	96.7
	2	2082	2037	97.8
	3	2523	2611	103.5
	4	2196	2882	131.2
	TOTAL	8357	9034	108.1
	1			
	2			
	3			
	4			
	TOTAL			
<u>F-16A</u>	1	220	185	84.1
	2	266	240	90.2
	3	267	194	72.7
	4	308	294	95.3

FOR OFFICIAL USE ONLY

FOR OFFICIAL USE ONLY

TABLE 35 - SUMMARY OF AIR FORCE FLYING HOURS BY MISSION, DESIGN AND SERIES - BY QUARTERS - BY PROGRAM AND ACTUAL - FOR FISCAL YEAR 1978 (CONTINUED)

AIRCRAFT YDS	FY	FLYING HOURS		PERCENT OF
	QTR	PROGRAM	ACTUAL	PROGRAM FLOWN
	1978			
	TOTAL	1861	913	86.8
<u>F-16R</u>	1	50	35	70.0
	2	60	33	55.0
	3	90	105	116.7
	4	60	168	280.0
	TOTAL	260	333	126.0
<u>F-111B</u>	1	634	676	106.6
	2	634	745	117.5
	3	724	718	99.2
	4	724	729	100.7
	TOTAL	2716	2868	105.6
<u>F-101F</u>	1	232	293	126.3
	2	232	299	128.9
	3	298	398	133.6
	4	387	396	102.4
	TOTAL	1149	1386	120.7
<u>F-102A'</u>	1		2	
	2		5	
	3		12	
	4			
	TOTAL		19	
<u>TF-104G (CAF)</u>	1	920	813	88.4
	2	828	782	94.4
	3	897	848	93.7
	4	897	763	85.1
	TOTAL	3542	3198	90.3

FOR OFFICIAL USE ONLY

FOR OFFICIAL USE ONLY

TABLE 35 - SUMMARY OF AIR FORCE FLYING HOURS BY MISSION, DESIGN AND SERIES - BY QUARTERS - BY PROGRAM AND ACTUAL - FOR FISCAL YEAR 1978 (CONTINUED)

<u>AIRCRAFT MDS</u>	<u>FY QTR</u>	<u>FLYING HOURS PROGRAM</u>	<u>HOURS ACTUAL</u>	<u>PERCENT OF PROGRAM FLCMN</u>
	1978			
<u>F-104G (GAFI)</u>	1	1140	1426	125.1
	2	1235	1356	109.8
	3	1188	1552	130.6
	4	1296	1301	100.4
	TOTAL	4859	5635	116.0
<u>F-105B</u>	1		1	
	2		1	
	3			
	4		1	
	TOTAL		3	
<u>F-105D</u>	1		5	
	2		1	
	3		4	
	4		2	
	TOTAL		12	
<u>F-105F</u>	1	50	95	190.0
	2	50	51	102.0
	3	51	68	133.3
	4	50	58	115.2
	TOTAL	200	272	135.8
<u>F-105G</u>	1	1960	1982	99.0
	2	1960	1489	76.0
	3	1960	1559	79.5
	4	1852	1461	78.9
	TOTAL	7732	6391	82.7
<u>F-106A</u>	1	8127	8091	99.6
	2	8127	8360	102.1
	3	8225	8787	105.9

FOR OFFICIAL USE ONLY

FOR OFFICIAL USE ONLY

TABLE 35 - SUMMARY OF AIR FORCE FLYING HOURS BY MISSION, DESIGN AND SERIES - BY QUARTERS - BY PROGRAM AND ACTUAL - FOR FISCAL YEAR 1978 (CONTINUED)

<u>AIRCRAFT MDS</u>	<u>FY QTR</u>	<u>FLYING HOURS PROGRAM</u>	<u>ACTUAL</u>	<u>PERCENT OF PROGRAM FLOWN</u>
	1978			
	4	8264	8771	106.2
	TOTAL	32739	33949	103.7
<u>F-106B</u>	1	2197	2100	96.0
	2	2149	1915	89.1
	3	2429	2095	86.3
	4	2511	2010	80.8
	TOTAL	9286	8120	87.5
<u>F-111A</u>	1	4472	3644	81.5
	2	5042	3237	64.2
	3	4466	3475	77.8
	4	3803	5020	132.2
	TOTAL	17783	15386	86.5
<u>EF-111A</u>	1	50		
	2	100	263	263.0
	3	40	7	17.5
	4	20		
	TOTAL	210	270	128.6
<u>F-111D</u>	1	5323	4413	82.9
	2	5359	2702	50.4
	3	4057	3005	63.5
	4	4071	4939	101.4
	TOTAL	20410	15140	74.2
<u>F-111E</u>	1	4072	4343	89.1
	2	4070	2740	56.4
	3	5542	3621	65.3
	4	5442	5292	97.2
	TOTAL	20726	16004	77.2

FOR OFFICIAL USE ONLY

FOR OFFICIAL USE ONLY

TABLE 35 - SUMMARY OF AIR FORCE FLYING HOURS BY MISSION, DESIGN AND SERIES - BY QUARTERS - BY PROGRAM AND ACTUAL - FOR FISCAL YEAR 1978 (CONTINUED)

<u>AIRCRAFT MDS</u>	<u>FY QTR</u>	<u>FLYING HOURS PROGRAM</u>	<u>ACTUAL</u>	<u>PERCENT OF PROGRAM FLOWN</u>
	1978			
<u>F-111F</u>	1	5651	3971	70.3
	2	5651	3280	58.0
	3	6430	3146	48.9
	4	6440	4534	70.4
	TOTAL	24172	14931	61.8
	1			
	2			
	3			
	4			
	TOTAL			
<u>TH-1F</u>	1	1212	1322	109.1
	2	1196	1627	136.0
	3	1856	1601	86.3
	4	1840	1801	97.9
	TOTAL	6104	6351	104.0
<u>UH-1F</u>	1	2242	2156	96.2
	2	2242	1837	81.9
	3	1680	1945	115.8
	4	1680	1851	110.2
	TOTAL	7844	7785	99.3
<u>HH-1H</u>	1	1080	1054	97.6
	2	1080	1099	101.8
	3	1080	1080	100.0
	4	1080	1069	99.0
	TOTAL	4320	4302	99.6
<u>UH-1N</u>	1	6086	5633	92.6

FOR OFFICIAL USE ONLY

FOR OFFICIAL USE ONLY

TABLE 35 - SUMMARY OF AIR FORCE FLYING HOURS BY MISSION, DESIGN AND SERIES - BY QUARTERS - BY PROGRAM AND ACTUAL - FOR FISCAL YEAR 1978 (CONTINUED)

AIRCRAFT MDS	FY QTR	FLYING HOURS		PERCENT OF PROGRAM FLOWN
		PROGRAM	ACTUAL	
	1978			
	2	6165	5965	96.8
	3	6323	6439	101.8
	4	6187	6374	102.8
	TOTAL	24761	24412	98.6
<u>UH-1P</u>	1	1121	1052	102.8
	2	1314	1343	102.9
	3	1030	1066	102.5
	4	1000	1058	105.8
	TOTAL	4065	4219	103.8
<u>CH-3E</u>	1	3242	3109	95.9
	2	3137	3127	99.7
	3	3104	3216	103.5
	4	2468	2998	103.5
	TOTAL	12375	12442	100.5
<u>HH-3E</u>	1	2410	2158	89.2
	2	2374	2154	90.7
	3	2639	2333	88.4
	4	2637	2443	92.7
	TOTAL	10060	9088	90.3
<u>HH-53P</u>	1	565	433	76.6
	2	535	303	56.6
	3	565	312	55.2
	4	535	327	61.1
	TOTAL	2200	1375	62.5
<u>CH-53C</u>	1	678	571	84.2
	2	688	683	87.7
	3	767	802	104.6
	4	767	374	100.9

FOR OFFICIAL USE ONLY

FOR OFFICIAL USE ONLY

TABLE 35 - SUMMARY OF AIR FORCE FLYING HOURS BY MISSION, DESIGN AND SERIES - BY QUARTERS - BY PROGRAM AND ACTUAL - FOR FISCAL YEAR 1978 (CONTINUED)

<u>AIRCRAFT MDS</u>	<u>FY QTR</u>	<u>FLYING HOURS PROGRAM</u>	<u>ACTUAL</u>	<u>PERCENT OF PROGRAM FLOWN</u>
	1978			
	TOTAL	2900	2750	94.8
<u>MH-53C</u>	1	2640	2918	110.5
	2	2674	2214	85.0
	3	2720	2612	96.0
	4	2684	2755	102.6
	TOTAL	10648	10499	98.6
<u>MH-53H</u>	1		46	
	2		89	
	3	80	89	111.2
	4	80	68	85.3
	TOTAL	160	203	127.0
<u>O-2A</u>	1	11975	11077	93.3
	2	12099	11330	93.6
	3	11726	11692	100.0
	4	10038	11763	100.7
	TOTAL	45838	45882	100.1
	1			
	2			
	3			
	4			
	TOTAL			
<u>SR-71A/B</u>	1			
	2			
	3			
	4			
	TOTAL			

FOR OFFICIAL USE ONLY

FOR OFFICIAL USE ONLY

TABLE 35 - SUMMARY OF AIR FORCE FLYING HOURS BY MISSION, DESIGN AND SERIES - BY QUARTERS - BY PROGRAM AND ACTUAL - FOR FISCAL YEAR 1978 (CONTINUED)

<u>AIRCRAFT MDS</u>	<u>FY QTR</u>	<u>FLYING HOURS PROGRAM</u>	<u>FLYING HOURS ACTUAL</u>	<u>PERCENT OF PROGRAM FLCHN</u>
	1978			
<u>AT-280</u>	1			
	2		2	
	3			
	4			
	<u>TOTAL</u>		<u>2</u>	
<u>T-33A</u>	1	10633	10464	98.4
	2	10659	13831	129.6
	3	11446	11291	98.7
	4	11388	11378	99.9
	<u>TOTAL</u>	<u>44126</u>	<u>43964</u>	<u>99.6</u>
<u>T-37B</u>	1	56490	55810	98.8
	2	60340	57347	95.0
	3	66035	63476	96.1
	4	68270	64338	94.2
	<u>TOTAL</u>	<u>251135</u>	<u>240963</u>	<u>96.0</u>
<u>T-37B (GAF)</u>	1	3333	3581	107.4
	2	3565	3661	102.7
	3	3533	3831	111.3
	4	3519	3724	105.8
	<u>TOTAL</u>	<u>13950</u>	<u>14697</u>	<u>106.0</u>
<u>T-38A</u>	1	68558	69253	101.0
	2	72543	78087	96.6
	3	76965	78626	102.2
	4	75147	71775	95.5
	<u>TOTAL</u>	<u>293213</u>	<u>289741</u>	<u>98.8</u>
<u>T-38A (GAF)</u>	1	3540	3468	98.0
	2	3768	3626	101.8

FOR OFFICIAL USE ONLY

FOR OFFICIAL USE ONLY

TABLE 35 - SUMMARY OF AIR FORCE FLYING HOURS BY MISSION, DESIGN AND SERIES - BY QUARTERS - BY PROGRAM AND ACTUAL - FOR FISCAL YEAR 1978 (CONTINUED)

AIRCRAFT MDS	FY QTR	FLYING HOURS PROGRAM	ACTUAL	PERCENT OF PROGRAM FLCMN
	1978			
	3	4004	4588	114.6
	4	4122	4182	101.5
	TOTAL	15426	16864	104.1
<u>T-38B</u>	1	2160	1809	83.8
	2	2400	1830	76.3
	3	2880	2664	92.5
	4	5168	2078	40.2
	TOTAL	12608	8381	66.5
<u>T-39A/B/F</u>	1	1115	845	64.3
	2	1135	921	81.2
	3	1175	892	75.9
	4	970	997	102.8
	TOTAL	4595	3655	79.6
<u>CT-39A/F</u>	1	25754	25530	99.1
	2	25524	26240	102.8
	3	25524	25808	101.1
	4	25542	25634	100.4
	TOTAL	102344	103212	100.8
<u>T-41C</u>	1	3415	3774	110.5
	2	4061	5402	133.0
	3	4806	3909	81.3
	4	4936	6289	130.0
	TOTAL	17118	19374	113.2
<u>T-43A</u>	1	3586	3512	97.9
	2	3569	3545	99.3
	3	3796	3515	92.6
	4	3774	3329	88.2

FOR OFFICIAL USE ONLY

FOR OFFICIAL USE ONLY

TABLE 35 - SUMMARY OF AIR FORCE FLYING HOURS BY MISSION, DESIGN AND SERIES - BY QUARTERS - BY PROGRAM AND ACTUAL - FOR FISCAL YEAR 1978 (CONTINUED)

<u>AIRCRAFT MDS</u>	<u>FY QTR</u>	<u>FLYING HOURS PROGRAM</u>	<u>HOURS ACTUAL</u>	<u>PERCENT OF PROGRAM FLCNN</u>
	1978			
	TOTAL	14725	13901	94.4
<u>U-2C/CT/R</u>	1			
	2			
	3			
	4			
	TOTAL			
<u>U-4R</u>	1		48	
	2			
	3			
	4			
	TOTAL		48	
<u>OV-10A</u>	1	8568	8854	103.4
	2	8838	7745	87.6
	3	9392	9274	98.7
	4	8488	8227	96.9
	TOTAL	35276	34101	96.7
<u>UV-18R</u>	1	366	516	141.0
	2	336	338	100.6
	3	394	488	123.9
	4	404	405	100.3
	TOTAL	1500	1747	116.5
<u>TOTAL</u>	1	635813	621684	97.8
	2	647348	623777	96.4
	3	679982	668715	98.3
	4	678386	668268	98.5
	TOTAL	2641521	2582444	97.8

Source: RCS: SS-A-41 (History of USAF Flying Hours, FY 1978)
 OPR: Director of Resources, Directorate of Programs

FOR OFFICIAL USE ONLY

FOR OFFICIAL USE ONLY

TABLE 36 - SUMMARY OF AIR FORCE, AIR FORCE RESERVE AND AIR NATIONAL GUARD FLYING HOURS BY COMMAND - BY QUARTERS - BY PROGRAM AND ACTUAL - FOR FISCAL YEAR 1978

<u>MAJOR COMMAND</u>	<u>FY QTR</u>	<u>FLYING HOURS PROGRAM</u>	<u>ACTUAL</u>	<u>PERCENT OF PROGRAM FLCHN</u>
	1978			
<u>TOTAL ALASKAN AIR COMMAND</u>	1	3945	3507	88.9
	2	4343	4028	92.8
	3	5560	4916	88.4
	4	4923	5132	104.2
	<u>TOTAL</u>	<u>18771</u>	<u>17583</u>	<u>93.7</u>
<u>TOTAL AEROSPACE DEFENSE COMMAND</u>	1	24835	24311	97.9
	2	25001	24823	99.3
	3	25595	25255	98.7
	4	25286	25387	100.4
	<u>TOTAL</u>	<u>100717</u>	<u>99776</u>	<u>99.1</u>
<u>TOTAL US AIR FORCES IN EUROPE</u>	1	46007	43151	93.8
	2	46094	39148	84.9
	3	50809	46685	91.9
	4	51223	47451	92.6
	<u>TOTAL</u>	<u>194133</u>	<u>176435</u>	<u>90.9</u>
<u>TOTAL AIR FORCE RESERVE</u>	1	32131	32674	101.7
	2	32293	32602	101.0
	3	37328	37503	100.5
	4	37400	36299	97.1
	<u>TOTAL</u>	<u>139152</u>	<u>139078</u>	<u>100.0</u>
<u>TOTAL AIR NATIONAL GUARD</u>	1	93518	86070	92.0
	2	93995	90608	96.4
	3	195859	104885	99.1
	4	98628	100552	102.0
	<u>TOTAL</u>	<u>392000</u>	<u>382115</u>	<u>97.5</u>
<u>TOTAL AIR TRAINING COMMAND</u>	1	127587	129813	101.7
	2	136221	133499	98.0
	3	147002	146825	99.9
	4	150780	143117	94.9
	<u>TOTAL</u>	<u>561590</u>	<u>553254</u>	<u>98.5</u>
<u>TOTAL AIR FORCE COMMUNICATIONS SERVICE</u>	1	1052	779	74.1

FOR OFFICIAL USE ONLY

FOR OFFICIAL USE ONLY

TABLE 36 - SUMMARY OF AIR FORCE, AIR FORCE RESERVE AND AIR NATIONAL GUARD FLYING HOURS BY COMMAND - BY QUARTERS - BY PROGRAM AND ACTUAL - FOR FISCAL YEAR 1978 (CONTINUED)

MAJOR COMMAND	FY	FLYING HOURS		PERCENT OF PROGRAM FLCWN
	QTR	PROGRAM	ACTUAL	
	1978			
	2	1052	927	88.1
	3	1148	1134	98.8
	4	1148	1035	90.2
	TOTAL	4400	3875	88.1
<u>TOTAL AIR FORCE LOGISTICS COMMAND</u>	1	459	1166	254.0
	2	459	1126	245.3
	3	514	1246	242.4
	4	454	1316	289.8
	TOTAL	1886	4854	257.4
<u>TOTAL MILITARY AIRLIFT COMMAND</u>	1	178028	182315	102.4
	2	179500	176343	98.2
	3	189313	187112	98.8
	4	189179	187675	99.2
	TOTAL	736020	733445	99.7
<u>TOTAL PACIFIC AIR FORCES</u>	1	20285	20160	100.4
	2	20599	21410	103.9
	3	20156	20242	100.4
	4	19253	19157	99.5
	TOTAL	80193	80969	101.1
<u>TOTAL STRATEGIC AIR COMMAND</u>	1	93854	91022	97.0
	2	89938	91194	101.4
	3	91062	91121	100.1
	4	93151	93424	100.3
	TOTAL	368005	366761	99.7
<u>TOTAL AIR FORCE SYSTEMS COMMAND</u>	1	12803	10313	80.6
	2	12266	10944	89.4
	3	12396	11615	93.7
	4	11585	11041	95.3
	TOTAL	49050	43813	89.3
<u>TOTAL TACTICAL AIR COMMAND</u>	1	127158	115147	90.6
	2	131867	120435	91.3

FOR OFFICIAL USE ONLY

FOR OFFICIAL USE ONLY

TABLE 36 - SUMMARY OF AIR FORCE, AIR FORCE RESERVE AND AIR NATIONAL GUARD FLYING HOURS BY COMMAND - BY QUARTERS - BY PROGRAM AND ACTUAL - FOR FISCAL YEAR 1978 (CONTINUED)

<u>MAJOR COMMAND</u>	<u>FY QTR</u>	<u>FLYING HOURS PROGRAM</u>	<u>ACTUAL</u>	<u>PERCENT OF PROGRAM FLOWN</u>
	1978			
	3	136427	132564	97.2
	4	131404	133532	101.6
	TOTAL	526856	501678	95.2
<u>TOTAL AIR FORCE RESERVE AND GUARD</u>	1	125649	118744	94.5
	2	126288	123210	97.6
	3	143187	142388	99.4
	4	136029	136851	100.6
	TOTAL	531152	521193	98.1
<u>TOTAL REGULAR AIR FORCE</u>	1	635813	621684	97.8
	2	647340	623777	96.4
	3	679982	668715	98.3
	4	678386	668268	98.5
	TOTAL	2641521	2582444	97.8
<u>TOTAL AIR FORCES</u>	1	761462	740428	97.2
	2	773628	746987	96.6
	3	823169	811103	98.5
	4	814414	805120	98.9
	TOTAL	3172673	3103638	97.8

Source: RCS: SS-A-41 (History of USAF Flying Hours, FY 1978)
 OPR: Director of Resources, Directorate of Programs


FOR OFFICIAL USE ONLY

FOR OFFICIAL USE ONLY

UNCLASSIFIED

UNCLASSIFIED

Materiel



PART III



PART III

MATERIEL

AIRCRAFT AND MISSILES

INTRODUCTION

Information included in this section provides data pertaining to procurement and acceptance of aircraft and missiles for the USAF, Military Assistance-Service Funded (MASF), Foreign Military Sales (FMS), Military Assistance Program (Grant Aid), and other Services/Agencies.

The aircraft and missile tables reflect the procurement programs, by fiscal year funding, for FY 1977 and prior, and fiscal year 1978. The tables also show quantities accepted, by month, during fiscal year 1978. Additional tables show acceptances planned and acceptance data for aircraft and missiles with procurement quantities in FY 1977 - FY 1978. Acceptance data for Aircraft and Missiles are obtained under the provisions of AF Regulations 84-8, dated 26 August 1974. Planned Production data by FY Funding Schedules, are obtained from the WA and WM Aircraft and Missile Production Planning Schedules, as changed by Procurement Authorizations issued by Headquarters USAF/RDPXP.

DEFINITIONS

MISSION/DESIGN/SERIES - Air Force Regulations 82-1, dated 27 March 1974, Designating and Naming Defense Equipment (Military Aircraft, Rockets, and Guided Missiles) established a uniform system for designating and naming military aircraft and missiles. DoD Directive 4120.15-L, 15 April 1974, Model Designation of Military Aircraft, Rockets and Guided Missiles, lists the current designation for each of these aerospace vehicles.

ACCEPTANCE - Aircraft, missile or drone which has been shop-assembled and fully inspected by constituted USAF, Navy or Army production authorities, and for which the title, responsibility, and accountability has been assumed by the contracting agency of the recipient.

AIRCRAFT - A heavier-than-air vehicle, designed primarily for flight in the atmosphere, which has incorporated in its prime design the ability and/or requirement for human occupancy.

DRONE - Any aircraft or missile modified or produced to perform the mission of a target for weapon evaluation or crew training, or for reconnaissance, and which has incorporated into its prime design the capability to be flown by remote control.

GUIDED MISSILE - Unmanned, self-propelled vehicle designed to move in a trajectory or flight path all or partially above the earth's surface and whose trajectory or course, while the vehicle is in motion, is capable of being controlled remotely or by homing systems, or by inertial and/or programmed guidance from within. This term does not include space vehicles, space boosters, or Naval torpedoes, but it does include target and reconnaissance drones.

TABLE 37 - USAF AIRCRAFT ACCEPTANCES OF MODELS IN PRODUCTION, BY MANUFACTURER,
BY RECIPIENT - BY MONTH - FOR FISCAL YEAR 1978

MISSION, DESIGN, SERIES	MANUFACTURER	PRIOR ACCEP- TANCE	ACCEPTANCES IN FY 1978												FY 78	ACCEPTED TO DATE
			OCT	NOV	DEC	JAN	FEB	MAR	APR	MAY	JUN	JUL	AUG	SEP		
<u>GRAND TOTAL</u>			34	36	31	36	27	33	42	37	35	30	29	36	406	
<u>USAF</u>			18	16	17	18	14	13	17	15	16	14	12	20	190	
<u>FIGHTER/ATTACK</u>			(17)	(16)	(15)	(17)	(14)	(13)	(17)	(13)	(16)	(13)	(12)	(18)	(181)	
A-10A	Fairchild	70	5	5	4	6	5	7	8	7	7	7	8	9	78	148 ^{1/}
F-15A	McDonnell-Douglas	213	9	9	11	8	7	5	7	6	6	5	3	7	83	296 ^{2/}
F-15B	McDonnell-Douglas	33	2	2	-	3	1	1	1	-	2	1	-	1	14	47 ^{3/}
F-16A	General Dynamics	3	1	-	-	-	1	-	1	-	-	-	1	1	5	8 ^{4/}
F-16B	General Dynamics	1	-	-	-	-	-	-	-	-	1	-	-	-	1	2 ^{5/}
<u>CARGO/TRANSPORT</u>			(-)	(-)	(-)	(-)	(-)	(-)	(-)	(-)	(-)	(-)	(-)	(-)	(-)	
<u>COMMAND/CONTROL</u>			(1)	(-)	(2)	(1)	(-)	(-)	(-)	(2)	(-)	(1)	(-)	(2)	(9)	
E-3A	Boeing	5	1	-	2	1	-	-	-	2	-	1	-	2	9	146 [/]
<u>OTHER</u>			(-)	(-)	(-)	(-)	(-)	(-)	(-)	(-)	(-)	(-)	(-)	(-)	(-)	

- 1/ Includes 2 prototypes, 6 R&D aircraft.
2/ Includes 18 R&D aircraft.
3/ Includes 2 R&D aircraft.
4/ Includes 6 R&D aircraft.
5/ Includes 2 R&D aircraft.
6/ Includes 3 R&D aircraft.

UNCLASSIFIED

UNCLASSIFIED

TABLE 37 - USAF AIRCRAFT ACCEPTANCES OF MODELS IN PRODUCTION, BY MANUFACTURER,
BY RECIPIENT - BY MONTH - FOR FISCAL YEAR 1978 (CONTINUED)

MISSION, DESIGN SERIES	MANUFACTURER	PRIOR ACCEP-TANCE	ACCEPTANCES IN FY 1978												FY 78	ACCEPTED TO DATE
			OCT	NOV	DEC	JAN	FEB	MAR	APR	MAY	JUN	JUL	AUG	SEP		
OTHER TOTAL			16	20	14	18	13	20	25	22	19	16	17	16	216	
TOTAL - (Security Assistance Program)			(15)	(18)	(12)	(18)	(13)	(20)	(23)	(21)	(18)	(16)	(17)	(16)	(207)	
TOTAL - Foreign Military Sales			13	16	9	17	13	20	23	21	18	16	17	16	199	
F-15A (Israel)	McDonnell-Douglas		-	-	-	(3)	(1)	(4)	(4)	(2)	(1)	(-)	(2)	(-)	(17)	17
F-15B (Israel)	"		-	(2) 2	-	-	-	-	-	-	-	-	-	-	(2) 2	2
F-4E (Korea)	"	4	(6) 6	(4) 4	(2) 2	(4) 3	(-) (Complete)	(4)	(5)	(6)	(4)	(3)	(2)	(3)	(43) 15	19
F-4E (Turkey)	"		-	-	-	1	-	4	5	6	4	3	2	3	28	28
F-5E (Switzerland)	Northrop	-	(4)	(4)	(2)	(8)	(9) 2	(8) 2	(10) 3	(11) 3	(10) 6	(8) 6	(8) 7	(10) 8	(92) 37	37
F-5E (Ethiopia)	"	12	2	2	(Complete)	-	-	-	-	-	-	-	-	-	4	16
F-5E (Korea)	"	21	2	2	2	4	4	3	2	3	2	1	1	2	28	49
F-5E (Kenya)	"	-	-	-	-	4	3	3	(Complete)	(Complete)	(Complete)	(Complete)	(Complete)	(Complete)	10	10
F-5E (Thailand)	"	-	-	-	-	-	-	-	5	5	2	1	-	-	13	13
F-5F (Switzerland)	"	-	(3)	(3)	(5)	(1)	(2)	(3)	(2)	(-)	(1)	(2)	(2)	(-)	(24) 6	6
F-5F (Kenya)	"	-	-	-	1	(Complete)	(Complete)	(Complete)	1	1	1	2	2	-	1	1
F-5F (Korea)	"	3	1	1	1	(Complete)	(Complete)	(Complete)	1	1	1	1	1	1	3	6
F-5F (Saudi Arabia)	"	13	2	2	3	1	1	1	1	1	(Complete)	(Complete)	(Complete)	(Complete)	11	24
F-5F (Thailand)	"	-	-	-	-	-	1	1	1	1	(Complete)	(Complete)	(Complete)	(Complete)	3	3

UNCLASSIFIED

UNCLASSIFIED

TABLE 37 - USAF AIRCRAFT ACCEPTANCES OF MODELS IN PRODUCTION, BY MANUFACTURER,
BY RECIPIENT - BY MONTH - FOR FISCAL YEAR 1978 (CONTINUED)

MISSION, DESIGN SERIES	MANUFACTURER	PRIOR ACCEPTANCE	ACCEPTANCES IN FY 1978												FY 78	ACCEPTED TO DATE
			OCT	NOV	DEC	JAN	FEB	MAR	APR	MAY	JUN	JUL	AUG	SEP		
C-130H (Portugual) (Australia) (Sudan)	Lockheed	- - -	-	-	-	(1)	(1)	(1)	(2)	(2)	(2)	(3)	(3)	(3)	(18)	3 9 6
T-41D (El Salvador)	Cessna	-	-	(3) 3	(Complete)	-	-	-	-	-	-	-	-	-	(3) 3	3
TOTAL Grant Aid			2	2	3	1	-	-	-	-	-	-	-	-	8	
F-5E (Jordan)	Northrop	34	(1) 1	(1) 1	(3) 3	(1) 1	-	-	-	-	-	-	-	-	(6) 6	40
F-5F (Jordan)	"		(1) 1	(1) 1	-	-	-	-	-	-	-	-	-	-	(2) 2	2
USAF ACCEPTANCES FOR OTHER AGENCIES																
TOTAL - (OTHER PROGRAMS)			(1)	(2)	(2)	-	-	-	(2)	(1)	(1)	-	-	-	(9)	
F-5F (US Navy)	Northrop	1	(1) 1	(1) 1	(Complete)	-	-	-	-	-	-	-	-	-	(2) 2	3
KC-130R (US Marine Corps)	Cessna	10	-	-	-	-	-	-	(2) 2	(1) 1	(1) 1	(Complete)	-	-	(4) 4	14
HC-130H (USCG)	"	8	-	(1) 1	(2) 2	(Complete)	-	-	-	-	-	-	-	-	(3) 3	11

OPR: DCS/Research and Development, Directorate of Development and Programming.

UNCLASSIFIED

UNCLASSIFIED

UNCLASSIFIED

TABLE 38 - USAF PROCUREMENTS FOR SECURITY ASSISTANCE PROGRAMS,
BY FISCAL YEAR FUNDING - FOR FY 1970 AND
PRIOR THROUGH FISCAL YEAR 1978 ^{1/}

MISSION, DESIGN, AND SERIES	FY 1970 & PRIOR	FY 1977	FY 1978
	USAF FOR SECURITY ASSISTANCE PROGRAM (FMS AND GRANT AID)		
<u>TOTAL SAP - FMS/G.A.</u>	<u>87</u>	<u>63</u>	<u>41</u>
<u>FIGHTER/ATTACK - TOTAL</u>	<u>81</u>	<u>54</u>	<u>28</u>
<u>FMS - SUBTOTAL</u>	<u>39</u>	<u>45</u>	<u>16</u>
RF-4E (TOTAL)	(-)	(10)	
(Greece)		2	
(Turkey)		8	
F-5E (TOTAL)	(13)	(28)	(2)
(Kenya)		10	
(Thailand)	13		2
(Singapore)		18	
F-5F (TOTAL)	(26)	(7)	(14)
(Korea)	6		14
(Singapore)		3	
(Saudi Arabia)	20	4	
<u>GRANT AID - SUBTOTAL</u>	<u>42</u>	<u>9</u>	<u>12</u>
F-5E (TOTAL)	(40)	(7)	(10)
(Jordan)	40	7	10
F-5F (TOTAL)	(2)	(2)	(2)
(Jordan)	2	2	2
<u>CARGO/TRANSPORT - TOTAL</u>	<u>6</u>	<u>9</u>	<u>13</u>
C-130H (TOTAL)	(6)	(9)	(13)
(Sudan)		6	13
(Egypt)	6	-	
(Portugal)		3	
<u>TRAINER AIRCRAFT - TOTAL</u>	<u>-</u>	<u>-</u>	<u>-</u>

^{1/} Listing includes only those aircraft with procurement in FY 77 -
FY 78.

OPR: DCS/Research and Development, Directorate of Development
and Programming.

UNCLASSIFIED

TABLE 39 - USAF AIRCRAFT PROCUREMENT PROGRAMS BY FISCAL YEAR FUNDING -
 FY 1970 AND PRIOR THROUGH FY 1978 ^{1/}

UNCLASSIFIED

UNCLASSIFIED

MISSION/DESIGN/SERIES	NO YEAR FUNDING	FY 1970 & PRIOR	FY 1977	FY 1978	FY 1979
<u>TOTAL - USAF</u>	<u>39</u>	<u>401</u>	<u>216</u>	<u>357</u>	<u>390</u>
<u>BOMBER - TOTAL</u>	(-)	(-)	(-)	(-)	(-)
<u>FIGHTER/ATTACK - TOTAL</u>	(36)	(391)	(208)	(346)	(385)
A-10A	8	95	100	144	162
F-15A	18	254	93	83	67
F-15B	2	42	15	14	11
F-16A	6	-	-	66	122
F-16B	2	-	-	39	23
<u>COMMAND AND CONTROL</u>	(3)	(10)	(6)	(3)	(3)
E-3A	3	10	6	3	3
<u>TRANSPORT/TANKER</u>	(-)			(8)	(2)
C-130H	-	-		8	-
KC-10A					2
<u>OTHER AIRCRAFT</u>	(-)	(-)	(2)	(-)	(-)
UV-18B			2	-	-

^{1/} Listing includes only those aircraft with procurement in FY 77 - FY 78.

OPR: DCS/Research and Development, Directorate of Development and Programming.

TABLE 40 - USAF GUIDED MISSILE (INCLUDING TARGET DRONES) PROCUREMENT PROGRAMS,
 BY FISCAL YEAR FUNDING - FY 1977 AND PRIOR THROUGH
 FISCAL YEAR 1980^{1/}

DESIGNATION	POPULAR NAME	NO YEAR FUNDING	FY 1977 & PRIOR	FY 1978	FY 1979	FY 1980
<u>GUIDED MISSILE/DRONE - TOTAL</u>		<u>94</u>	<u>19,043</u>	<u>4,521</u>	<u>4,829</u>	<u>6,635^{2/}</u>
<u>STRATEGIC MISSILES - TOTAL</u>		<u>44</u>	<u>794</u>	-	-	-
LGM-30G	MINUTEMAN	44	794	-	-	-
<u>TACTICAL MISSILES - TOTAL</u>						
<u>AIR-TO-GROUND - TOTAL</u>		-	<u>12,827</u>	<u>750</u>	<u>600</u>	<u>2,400</u>
AGM-45A	SHRIKE	-	12,533	650	600	600
AGM-65B	MAVERICK (LASER)	-	-	100	-	1,800
AGM-78D2	STANDARD ARM	-	294	-	-	-
<u>AIR-TO-AIR - TOTAL</u>		<u>50</u>	<u>3,635</u>	<u>3,600</u>	<u>4,100</u>	<u>4,100</u>
AIM-7F	SPARROW	50	1,925	1,300	1,600	1,600
AIM-9L	SIDEWINDER	-	1,710	2,300	2,500	2,500
<u>TARGET DRONES - TOTAL</u>		-	<u>1,787</u>	<u>171</u>	<u>129</u>	<u>135</u>
BQM-34A (USAF)	FIREBEE		1,290	36	-	8
BQM-34S (NAVY)	FIREBEE		453	108	96	96
MQM-107 (USAF)	NONE		-	5	-	-
PQM-102 (USAF)	NONE		40	21	33	31
PQM-102 (ARMY)	NONE		4	1	-	-

^{1/} Includes only those missiles/drones with procurement quantities in FY 1978 - 1979.

^{2/} Based upon WM-78-1, Missile Production Planning Schedule.

OPR: DCS/Research and Development, Directorate of Development and Programming.

UNCLASSIFIED

UNCLASSIFIED

TABLE 41 - USAF AIRCRAFT PRODUCTION SCHEDULE AND ACCEPTANCES -
AT END OF FISCAL YEAR 1978

ITEMS	TOTAL PROGRAMMED 1/						SCHEDULED ACCEPTANCED 2/					SCHEDULE VS ACCEPTANCES		
	R&D ACFT	FY 77 & PRIOR	FY 78	FY 79	FY 80 & BEYOND	TOTAL	FY 77 & PRIOR	FY 78	FY 79	FY 80 & BEYOND	TOTAL	Cum Through 30 Sept 78		Status Plus or Minus
												Sch	Act	
ATTACK	8	195	144	156	250	753	70	70	119	494	753	140	148	+8
A-7K				12		12				12	12			
A-10A	8	195	144	144	250	741	70	70	119	482	741	140	148	+8
FIGHTER	28	404	202	223	1288	2145	250	111	142	1642	2145	361	353	-8
F-15A	18	347	83	67	129	644	213	90	90	251	644	303	296	-7
F-15B	2	57	14	11	21	105	33	16	15	41	105	49	47	-2
F-16A	6		66	122	1005	1199	3	4	17	1175	1199	7	8	+1
F-16B	2		39	23	133	197	1	1	20	175	197	2	2	
COMMAND/CONTROL	4	19	3	3	11	40	8	8	8	16	40	16	17	+1
E-3A	3	16	3	3	9	34	5	8	7	14	34	13	14	+1
E-4A/B	1	3	-	-	2	6	3		1	2	6	3	3	
TANKER/TRANSPORT		62	8	10	18	98	62		8	28	98	62	62	
KC-10				2	18	20				20	20			
C-130H		62	8	8	-	78	62		8	8	78	62	62	
OTHER AIRCRAFT														
TOTAL USAF	40	680	357	392	1567	3036	390	189	277	2180	3036	579	580	+1

1/ Based upon FY 79 President's Budget.

2/ Based upon WA 78-1 Production Planning Schedule January 1978 as changed by Congressional action. Includes only those aircraft with procurement or acceptances in FY 78 - FY 79.

OPR: DCS/Research and Development, Directorate of Development and Programming.

UNCLASSIFIED

UNCLASSIFIED

TABLE 42 - USAF MISSILE AND TARGET DRONE PRODUCTION SCHEDULES AND ACCEPTANCES -
AT END OF FISCAL YEAR 1978

ITEMS	TOTAL PROGRAMMED 1/						SCHEDULED ACCEPTANCES 2/					SCHEDULE VS ACCEPTANCES		STATUS PLUS OR MINUS
	R&D MSLS	FY 77 & PRIOR	FY 78	FY 79	FY 80 & BEYOND	TOTAL	FY 77 & PRIOR	FY 78	FY 79	FY 80 & BEYOND	TOTAL	CUM THROUGH 30 SEP 78		
												SCH	ACT	
LGM-30G (MINUTEMAN)	44	794	-	-	-	838	798	25	15	-	838	823	823	-
AGM-45A (SHRIKE)		12533	650	600	600	14383	9441	395	216	4331	14383	9908	9645	-263
AGM-78D (STANDARD ARM)		300				300		144	150		294	144	132	-12
AIM-7F (SPARROW)	50	1925	1300	1600	4600	9425	867	500	1774	6284	9425	925	925	
AIM-9L (SIDEWINDER)		1710	2300	2500	4260	10770	-	155	875	9740	10770	155	156	+1
BQM-34A (FIREBEE)		1290	36		8	1334	1290			44	1334	1290	1290	-
MQM-107 (NONE)			5			5		5				5	-	-5
PQM-102 (NONE)		87	21	33	31	172	44	3	38	87	172	46	44	+2

1/ Based on FY 79 President's Budget.

2/ Based on WM 78-1, Missile Production Planning Schedule (as revised) and Production and Production Difficulty Report (RCS: HAF-RDC(M)7102). Includes only missiles with procurement or acceptances in FY 77 - FY 78.

3/ 6 missiles used in earlier engine tests.

OPR: DCS/Research and Development, Directorate of Development and Programming.

UNCLASSIFIED

UNCLASSIFIED

UNCLASSIFIED

TABLE 43 — SUMMARY OF U. S. AIR FORCE, AIR FORCE RESERVE AND
AIR NATIONAL GUARD AIRCRAFT INVENTORY BY
FUNCTIONAL MISSION AND DESIGN —
AS OF END OF FY 1978

MODIFIED- MISSION-DESIGN	OPERATING ACTIVE	NON- OPERATING ACTIVE	TOTAL ACTIVE	INACTIVE	TOTAL
ATTACK	271	11	282	3	285
BOMBER	383	65	448	157	605
TANKER	498	27	525	6	531
CARGO/TRANSPORT	803	42	845	67	912
RECON/ELECTRONIC	376	43	419	72	491
FIGHTER/INTERCEPT	2174	196	2370	286	2656
RESCUE (FIX WING)	32	5	37		37
TRAINER	1231	508	1739	235	1974
HELICOPTER	226	20	246	28	274
OBS/UTILITY	202	8	210	30	240
TOTAL USAF	6196	925	7121	884	8005
ATTACK	100	4	104		104
TANKER	24		24		24
CARGO/TRANSPORT	199	13	212		212
RECON/ELECTRONIC	11	1	12		12
FIGHTER/INTERCEPT	65	12	77		77
RESCUE (FIX WING)	12	2	14		14
TRAINER	3	1	4		4
HELICOPTER	28	3	31		31
TOTAL AFR	442	36	478		478
ATTACK	294	11	305		305
TANKER	104		104		104
CARGO/TRANSPORT	212	14	226		226
RECON/ELECTRONIC	156	15	171		171
FIGHTER/INTERCEPT	510	36	546		546
RESCUE (FIX WING)	8		8		8
TRAINER	38	18	48		48
HELICOPTER	10		10		10
OBS/UTILITY	108	13	121		121
TOTAL ANG	1440	99	1539		1539
TOTAL U.S. AIR FORCE	8078	1060	9138	884	10022

Source: PA 81-1

OPR: DCS/Programs and Analysis

UNCLASSIFIED

TABLE 44 - USAF AIRCRAFT INVENTORY BY FUNCTIONAL MISSION
AND DESIGN - AS OF END FY 1978

MODIFIED- MISSION-DESIGN	OPERATING ACTIVE	NON- OPERATING ACTIVE	TOTAL ACTIVE	INACTIVE	TOTAL
A-7	127	2	129		129
A-10	130	9	139	1	140
A-37	4		4		4
AC-130	10		10	2	12
TOTAL ATTACK	271	11	282	3	285
B-1	3		3		3
B-52	319	59	378	157	535
FB-111	61	6	67		67
TOTAL BOMBER	383	65	448	157	605
KC-97				5	5
KC-135	498	27	525	1	526
TOTAL TANKER	498	27	525	6	531
C-X				4	4
C-5	75	2	77		77
C-6	1		1		1
C-7				11	11
C-9	22	1	23		23
C-12	14	1	15	15	30
T-39	10		10		10
CT-39	118	4	122	4	126
C-123				2	2
C-130	272	12	284	18	302
RC-130				3	3
C-131	2		2	10	12
C-135	14	1	15		15
C-137	5		5		5
C-140	15		15		15
C-141	255	21	276		276
TOTAL CARGO/TRANSPORT	803	42	845	67	912
U-2	16		16	4	20
E-3	14		14		14
E-4	4		4		4
RF-4	203	16	219		219
B-57	2	1	3	6	9
EB-57	16	3	19	2	21

UNCLASSIFIED

TABLE 44 - USAF AIRCRAFT INVENTORY BY FUNCTIONAL MISSION
AND DESIGN - AS OF END FY 1978 (CONTINUED)

MODIFIED- MISSION-DESIGN	OPERATING ACTIVE	NON- OPERATING ACTIVE	TOTAL ACTIVE	INACTIVE	TOTAL
WB-57				14	14
SR-71	9	3	12	8	20
RF-101				26	26
EF-111	2		2		2
C-121				1	1
EC-121				11	11
OC-130	11	2	13		13
EC-130	6	2	8		8
MC-130	14	1	15		15
WC-130	13	1	14		14
EC-135	45	3	48		48
RC-135	16	9	25		25
WC-135	5	2	7		7
TOTAL RECON/ELECTRONIC	376	43	419	72	491
F-4	1233	115	1348		1348
F-5	101	8	109	1	110
F-15	303	18	321	2	323
F-16	11		11	1	12
F-100				111	111
F-101	16	4	20	30	50
F-102				139	139
TF-102				1	1
F-105	41	1	42		42
F-106	126	21	147		147
F-111	343	29	372	1	373
TOTAL FIGHTER/INTERCEPT	2174	196	2370	286	2656
HC-130	32	5	37		37
TOTAL RESCUE (FIX WING)	32	5	37		37
T-33	102	20	122	18	140
T-34				11	11
T-37	446	224	670	28	698
T-38	613	263	876	60	936
T-41	52		52	118	170
T-43	18	1	19		19
TOTAL TRAINER	1231	508	1739	235	1974

UNCLASSIFIED

TABLE 44 — USAF AIRCRAFT INVENTORY BY FUNCTIONAL MISSION
AND DESIGN — AS OF END FY 1978 (CONTINUED)

MODIFIED- MISSION-DESIGN	OPERATING ACTIVE	NON- OPERATING ACTIVE	TOTAL ACTIVE	INACTIVE	TOTAL
HH-1	9	2	11		11
TH-1	16	3	19		19
UH-1	97	7	104	25	129
CH-3	33	4	37	3	40
HH-3	24	1	25		25
CH-53	10		10		10
HH-53	37	3	40		40
TOTAL HELICOPTER	226	20	246	28	274
O-1				4	4
O-2	116	6	122	2	124
U-3				7	7
U-6				5	5
U-7				1	1
U-10				11	11
OV-10	84	2	86		86
UV-18	2		2		2
TOTAL OBS/UTILITY	202	8	210	30	240
TOTAL REGULAR AIR FORCE	6196	925	7121	884	8005

Source: PA 81-1

OPR: DCS/Programs and Analysis

TABLE 45 — SUMMARY OF USAF AIRCRAFT INVENTORY BY FUNCTIONAL
MISSION AND DESIGN — AS OF END FY 1978

MODIFIED- MISSION-DESIGN -----	OPERATING ACTIVE -----	NON- OPERATING ACTIVE -----	TOTAL ACTIVE -----	INACTIVE -----	TOTAL -----
ATTACK	665	26	691	3	694
BOMBER	383	65	448	157	605
TANKER	626	27	653	6	659
CARGO/TRANSPORT	1214	69	1283	67	1350
RECON/ELECTRONIC	543	59	602	72	674
FIGHTER/INTERCEPT	2749	244	2993	286	3279
RESCUE (FIX WING)	52	7	59		59
TRAINER	1272	519	1791	235	2026
HELICOPTER	264	23	287	28	315
OBS/UTILITY	310	21	331	30	361
TOTAL	-----	-----	-----	-----	-----
U.S. AIR FORCE	8078	1060	9138	884	10022

INCLUDES USAF + AFR + ANG + SON.
DOES NOT INCLUDE FGO IN CONUS UNDER USAF OPS CONTROL.

Source: PA 81-1
OPR: DCS/Programs and Analysis

UNCLASSIFIED

UNCLASSIFIED

UNCLASSIFIED

TABLE 46 - SUMMARY OF FOREIGN GOVERNMENT OWNED AIRCRAFT LOCATED
 IN CONUS AND UNDER USAF OPERATION CONTROL -
 BY MISSION AND DESIGN -
 AS OF END OF FY 1978

MODIFIED- MISSION-DESIGN	OPERATING ACTIVE	NON- OPERATING ACTIVE	TOTAL ACTIVE	INACTIVE	TOTAL
F-4	9	2	11		11
F-5	7		7		7
T-37	27	8	35		35
T-38	29	12	41		41
F-104	18	23	41		41
TF-104	23	5	28		28
TOTAL					
FOREIGN GOVT OWNED	113	50	163		163

Source: PA 81-1
 OPR: DCS/Programs and Analysis

UNCLASSIFIED

UNCLASSIFIED

TABLE 47 - SELECTED USAF AIRCRAFT MISSION CAPABILITY RATES -
AT END OF MONTH - FISCAL YEAR 1978

AIRCRAFT		PERCENT	OCT	NOV	DEC	JAN	FEB	MAR	APR	MAY	JUN	JUL	AUG	SEP
A-7	NMCS	%	9.1	7.3	9.8	7.7	9.6	8.2	6.5	8.9	8.7	9.0	8.6	7.6
	NMCB	%	8.0	5.6	7.4	6.7	7.3	5.4	7.0	8.4	7.2	6.0	6.0	7.4
	PMCS	%	6.1	5.7	8.9	7.3	7.0	5.2	5.4	5.1	5.5	5.2	4.6	4.3
	PMCB	%	.6	1.0	.7	1.0	.9	.7	.8	.7	.4	.7	.4	.6
	NMCM	%	20.6	22.5	24.3	20.9	25.9	24.2	21.2	24.4	23.7	23.3	21.2	19.5
	PMCM	%	7.3	5.5	5.7	6.5	7.2	7.8	7.7	6.6	9.6	6.6	7.1	8.0
	FMC	%	48.3	52.4	43.1	50.0	42.2	48.5	51.4	45.9	45.0	49.1	52.0	52.6
A-10	NMCS	%	14.4	9.2	10.6	10.6	6.6	6.9	4.9	8.9	13.3	12.9	14.0	17.3
	NMCB	%	6.9	6.3	6.1	4.6	3.2	5.9	4.9	5.5	6.7	5.8	5.7	5.3
	PMCS	%	7.2	2.6	3.5	6.9	4.2	5.2	6.4	6.4	6.1	4.0	4.3	3.7
	PMCB	%	.0	.4	.6	.1	.4	.9	1.1	.4	.4	.6	1.0	.8
	NMCM	%	20.2	12.4	16.9	12.3	16.5	19.8	17.8	21.5	20.1	19.2	17.3	18.7
	PMCM	%	3.5	2.3	4.5	1.8	2.0	4.1	7.9	5.6	5.8	5.9	5.2	5.3
	FMC	%	47.8	66.8	59.5	63.8	67.2	57.3	57.1	52.7	47.6	51.7	52.5	49.0
F-4	NMCS	%	4.2	4.3	5.3	4.8	5.3	5.0	5.7	5.2	4.9	5.4	5.2	4.9
	NMCB	%	5.3	4.7	5.7	5.3	6.3	5.4	5.7	5.9	5.6	5.3	6.6	6.4
	PMCS	%	3.3	2.6	3.3	2.7	2.9	2.9	3.5	3.7	3.1	3.6	3.3	3.3
	PMCB	%	.8	.6	.6	.7	.7	.8	.8	.8	.9	.7	.8	.9
	NMCM	%	30.7	23.1	31.0	29.2	30.4	29.7	27.7	27.8	29.0	25.5	27.2	26.7
	PMCM	%	8.7	5.3	9.1	7.4	9.1	9.1	9.3	9.3	9.7	8.6	9.5	10.0
	FMC	%	47.1	53.0	44.9	49.9	45.4	47.2	47.3	47.3	46.8	50.8	47.4	47.8
RF-4C	NMCS	%	4.6	4.8	5.4	5.2	5.6	5.8	5.3	5.2	4.9	5.4	5.9	3.7
	NMCB	%	6.4	6.1	5.7	5.3	6.9	6.3	7.0	7.8	7.2	6.6	7.9	6.9
	PMCS	%	1.8	2.0	2.4	1.9	2.4	2.0	2.2	2.3	2.3	2.5	1.3	3.9
	PMCB	%	.2	.2	.1	.1	.2	.3	.3	.2	.1	.3	.3	.7
	NMCM	%	25.5	28.5	30.3	26.5	28.8	28.7	26.2	26.5	27.7	23.1	28.7	26.5
	PMCM	%	7.3	6.1	6.0	4.7	6.2	6.4	5.8	5.5	5.4	4.6	5.7	6.2
	FMC	%	54.2	52.3	50.0	56.3	49.9	50.5	53.2	52.5	52.3	57.5	50.0	52.2
F-15	NMCS	%	10.0	7.7	9.5	6.0	10.0	8.8	10.3	8.6	12.8	11.9	12.2	14.1
	NMCB	%	7.5	3.0	7.4	8.6	7.0	8.2	9.4	10.3	7.9	12.2	13.8	12.5
	PMCS	%	2.0	2.3	2.6	6.0	1.8	1.2	2.5	3.6	1.4	1.2	1.2	1.7

LEGEND: NMCS - Not Mission Capable Supply
 NMCM - Not Mission Capable Maintenance
 NMCB - Not Mission Capable Both
 PMCS - Partially Mission Capable Supply
 PMCM - Partially Mission Capable Maintenance
 PMCB - Partially Mission Capable Both
 FMC - Fully Mission Capable

NOTE: Includes Reserve and Guard

UNCLASSIFIED

UNCLASSIFIED

TABLE 47 - SELECTED USAF AIRCRAFT MISSION CAPABILITY RATES -
AT END OF MONTH - FISCAL YEAR 1978 (CONTINUED)

AIRCRAFT		PERCENT	OCT	NOV	DEC	JAN	FEB	MAR	APR	MAY	JUN	JUL	AUG	SEP
F-15 (Continued)	PMCB	%	.1	.1	.6	.2	.1	.1	.1	.4	.1	.3	.1	.2
	NMCM	%	18.5	14.2	20.6	24.1	20.9	23.2	26.9	24.5	24.7	27.8	29.7	22.9
	PMCM	%	4.4	2.4	3.8	2.9	2.9	4.3	3.8	5.2	3.9	2.2	3.8	3.9
	FMC	%	57.5	70.3	55.4	52.2	57.3	54.1	46.9	47.4	49.2	44.2	39.3	44.7
F-106	NMCS	%	2.3	2.4	4.6	4.4	3.9	4.0	3.4	3.7	3.3	4.5	4.3	4.1
	NMCB	%	7.3	6.5	6.1	5.5	7.8	6.5	5.0	6.4	6.1	5.2	5.6	5.7
	PMCS	%	3.7	4.9	4.9	4.5	4.2	4.3	4.5	3.1	4.1	3.1	3.5	2.2
	PMCB	%	.1	0	.2	.3	0	.2	.1	0	.1	.1	.1	.1
	NMCM	%	17.2	19.4	20.0	21.1	19.1	20.5	18.1	20.4	19.5	18.8	20.9	18.0
	PMCM	%	2.1	1.8	2.3	1.2	1.3	1.5	1.8	2.1	1.5	1.1	1.1	1.7
	FMC	%	67.2	64.9	61.9	63.0	63.7	63.2	67.1	64.3	65.4	67.3	64.5	68.1
F-111	NMCS	%	7.1	4.2	5.5	13.0	13.9	6.4	8.6	5.6	4.5	4.6	6.0	5.2
	NMCB	%	11.5	7.9	14.9	11.1	11.9	16.0	15.7	13.9	15.0	16.7	16.8	12.7
	PMCS	%	2.3	1.5	1.7	2.0	1.3	.5	1.2	1.8	1.6	2.4	1.7	.6
	PMCB	%	.3	.1	.1	.3	.3	.5	.4	.5	.2	.2	.2	.6
	NMCM	%	37.2	27.7	34.4	39.2	40.0	42.3	28.5	37.1	38.5	34.7	33.4	28.6
	PMCM	%	6.1	3.9	3.4	4.2	5.3	5.1	11.7	10.2	11.1	13.7	11.6	12.0
	FMC	%	35.5	54.8	43.0	30.2	27.4	29.0	33.8	31.0	29.2	27.6	30.4	40.3
B-52	NMCS	%	3.0	2.1	3.9	5.1	6.3	5.0	4.8	5.5	5.6	5.9	5.6	4.9
	NMCB	%	8.7	9.8	9.7	9.4	11.7	13.5	12.4	13.7	13.6	11.7	14.2	14.4
	PMCS	%	5.2	5.1	5.9	4.2	4.0	4.0	3.9	3.5	3.7	4.4	3.9	3.3
	PMCB	%	3.1	2.2	2.6	2.4	2.0	1.5	1.7	1.0	1.2	1.6	1.9	1.2
	NMCM	%	21.0	23.3	23.6	24.8	25.9	25.8	24.1	24.2	26.0	24.7	25.2	27.4
	PMCM	%	10.4	11.8	9.2	6.6	5.8	5.7	6.0	5.3	4.5	3.2	3.8	3.3
	FMC	%	48.7	45.7	45.1	47.5	44.4	44.4	47.1	46.8	45.4	48.6	45.5	45.4
FB-111	NMCS	%	3.8	5.7	2.2	.6	2.7	2.2	1.5	3.1	2.9	6.4	4.6	2.5
	NMCB	%	3.2	9.5	9.5	10.5	11.5	13.3	17.4	11.1	15.9	12.9	19.6	26.2
	PMCS	%	5.1	7.2	6.1	3.2	4.6	2.2	1.6	1.6	1.3	2.0	1.3	1.5
	PMCB	%	.9	.5	.9	.7	1.2	.8	.5	.3	.1	0	0	0
	NMCM	%	30.7	24.1	35.9	42.8	36.9	34.7	31.5	27.1	24.5	23.1	20.9	17.2
	PMCM	%	4.0	4.6	3.0	3.8	3.5	3.3	1.8	2.6	1.0	.8	2.3	.3
	FMC	%	52.3	48.5	42.4	38.3	39.6	43.6	45.6	54.2	54.5	54.7	51.3	52.4

LEGEND: NMCS - Not Mission Capable Supply
 NMCM - Not Mission Capable Maintenance
 NMCB - Not Mission Capable Both
 PMCS - Partially Mission Capable Supply
 PMCM - Partially Mission Capable Maintenance
 PMCB - Partially Mission Capable Both
 FMC - Fully Mission Capable

NOTE: Includes Reserve and Guard

UNCLASSIFIED

UNCLASSIFIED

TABLE 47 - SELECTED USAF AIRCRAFT MISSION CAPABILITY RATES -
AT END OF MONTH - FISCAL YEAR 1978 (CONTINUED)

AIRCRAFT	PERCENT	OCT	NOV	DEC	JAN	FEB	MAR	APR	MAY	JUN	JUL	AUG	SEP	
C-5	NMCS	%	3.8	8.0	4.7	6.0	3.3	4.0	2.2	3.9	5.4	1.7	4.9	4.5
	NMCB	%	8.4	7.1	5.8	6.4	6.4	6.2	4.6	2.7	4.0	5.5	9.3	8.7
	PMCS	%	8.1	.8	1.8	1.6	1.4	1.9	1.3	2.1	2.9	1.2	1.2	1.6
	PMCB	%	2.7	1.6	1.1	1.8	1.9	.9	.7	.3	1.4	.8	1.0	1.2
	NMCM	%	29.5	36.9	37.7	35.5	40.4	42.5	22.3	36.1	34.2	22.0	39.6	36.7
	PMCM	%	2.1	.7	1.0	.6	.6	1.0	1.2	1.0	.8	.3	.4	.1
	FMC	%	45.4	44.9	48.0	48.0	46.0	43.5	67.6	53.8	51.2	68.5	43.6	47.1
C-130	NMCS	%	4.0	4.7	5.2	4.4	4.0	4.7	4.4	3.7	3.6	5.2	3.9	4.2
	NMCB	%	9.0	7.2	7.9	7.5	8.3	8.1	8.1	9.0	8.4	9.1	8.7	8.6
	PMCS	%	5.0	6.8	6.9	6.5	5.4	5.9	5.8	6.2	6.2	7.4	8.0	9.1
	PMCB	%	1.6	.6	1.0	1.2	1.5	1.5	.9	1.1	1.1	1.2	2.1	2.9
	NMCM	%	20.5	24.1	22.9	24.3	23.9	20.8	21.3	21.2	21.4	20.8	20.3	20.1
	PMCM	%	9.5	7.2	7.9	7.0	8.0	8.2	7.4	9.1	8.5	8.2	8.8	9.1
	FMC	%	50.4	49.5	48.1	49.0	48.9	50.8	52.1	49.7	50.8	48.0	47.3	46.0
C-135	NMCS	%	3.6	3.8	4.3	3.4	4.5	3.9	4.5	4.2	5.0	5.3	5.3	5.4
	NMCB	%	4.9	5.7	5.3	5.8	6.6	7.0	5.8	6.3	5.0	5.1	6.3	6.6
	PMCS	%	3.5	3.4	3.4	3.4	4.3	3.3	3.3	3.2	2.7	2.6	2.6	2.8
	PMCB	%	.6	.6	.6	.3	.5	.5	.3	.4	.3	.4	.3	.4
	NMCM	%	15.5	16.7	16.1	16.8	16.2	18.9	15.2	14.1	14.9	14.7	15.5	14.8
	PMCM	%	5.4	6.4	5.5	5.8	6.6	6.2	5.0	5.0	4.5	4.2	4.6	3.9
	FMC	%	66.6	63.4	64.8	64.5	61.4	63.3	66.0	66.8	67.7	67.8	65.4	66.2
C-141	NMCS	%	2.8	2.1	3.4	4.2	4.0	3.6	3.5	3.9	4.4	4.5	4.5	4.0
	NMCB	%	4.6	3.6	3.6	5.2	6.4	6.4	5.8	5.9	5.9	5.8	6.3	6.5
	PMCS	%	8.4	4.8	4.5	3.7	6.1	4.6	5.3	4.6	3.6	2.6	3.4	6.1
	PMCB	%	1.3	1.1	1.4	1.1	1.5	1.6	1.0	.8	1.1	.6	.6	.8
	NMCM	%	24.5	28.9	30.0	29.3	26.5	24.4	26.3	25.1	26.6	28.2	29.5	27.8
	PMCM	%	5.2	2.7	2.9	4.0	3.6	4.2	3.2	2.6	2.0	1.5	1.7	1.2
	FMC	%	53.3	56.8	52.8	52.6	51.9	55.3	55.1	57.1	56.4	56.8	54.1	53.3
USAF World-wide	NMCS	%	4.5	4.7	5.3	5.2	5.7	5.4	5.6	5.4	5.7	6.2	6.1	5.9

LEGEND: NMCS - Not Mission Capable Supply
 NMCM - Not Mission Capable Maintenance
 NMCB - Not Mission Capable Both
 PMCS - Partially Mission Capable Supply
 PMCM - Partially Mission Capable Maintenance
 PMCB - Partially Mission Capable Both
 FMC - Fully Mission Capable

NOTE: Includes Reserve and Guard

UNCLASSIFIED

TABLE 47 - SELECTED USAF AIRCRAFT MISSION CAPABILITY RATES -
AT END OF MONTH - FISCAL YEAR 1978 (CONTINUED)

AIRCRAFT		PERCENT	OCT	NOV	DEC	JAN	FEB	MAR	APR	MAY	JUN	JUL	AUG	SEP
USAF World-wide (Continued)	NMCB	%	5.1	5.0	5.5	5.3	6.0	5.9	6.0	6.3	6.2	6.0	6.7	6.7
	PMCS	%	3.5	3.3	3.7	3.2	3.3	3.1	3.3	3.3	3.1	3.3	3.4	3.5
	PMCB	%	.7	.5	.6	.7	.7	.6	.5	.5	.6	.5	.6	.7
	NMCM	%	21.3	21.5	22.6	22.2	23.0	22.8	21.2	21.2	21.7	21.1	21.5	20.5
	PMCM	%	5.1	4.8	5.2	4.7	5.3	5.3	5.3	5.3	5.5	4.7	5.2	5.4
	PMCB	%	59.8	60.1	57.1	58.7	56.2	57.0	58.1	57.9	57.2	58.2	56.5	57.3
	FMC	%												

LEGEND: NMCS - Not Mission Capable Supply
 NMCM - Not Mission Capable Maintenance
 NMCB - Not Mission Capable Both
 PMCS - Partially Mission Capable Supply
 PMCM - Partially Mission Capable Maintenance
 PMCB - Partially Mission Capable Both
 FMC - Fully Mission Capable

NOTE: Includes Reserve and Guard

OPR: Director of Maintenance and Supply, DCS/Logistics and Engineering.

UNCLASSIFIED

TABLE 48 - AGE (IN YEARS/MONTHS) DISTRIBUTION OF ACTIVE FORCES AIRCRAFT
INVENTORY BY MISSION, DESIGN AND SERIES -
AS OF 30 SEPTEMBER 1978

MISSION/DESIGN AND SERIES	INVENTORY BY AGE GROUP (YEARS)									TOTAL NUMBER	AVERAGE AGE YRS/MOS
	0-2	3-5	6-8	9-11	12-14	15-17	18-20	21-23	24+		
A-7	4	56	65	4	-	-	-	-	-	129	6/2
A-10	134	5	-	-	-	-	-	-	-	139	1/1
A-37	-	1	2	1	-	-	-	-	-	4	6/10
B-1	3	-	-	-	-	-	-	-	-	3	2/1
B-52	-	-	-	-	-	114	180	84	-	378	19/0
B-57	-	-	-	-	-	-	-	22	-	22	21/10
FB-111	-	-	64	3	-	-	-	-	-	67	8/0
C-5	1	15	59	2	-	-	-	-	-	77	7/1
C-6	-	-	-	-	1	-	-	-	-	1	12/10
C-9	-	3	12	8	-	-	-	-	-	23	7/7
C-12	13	2	-	-	-	-	-	-	-	15	2/5
C-130	39	40	42	30	181	34	11	4	-	381	11/2
C-131	-	-	-	-	-	-	-	2	-	2	23/5
C-135	-	-	-	-	118	253	233	16	-	620	17/2
C-137	-	1	-	-	-	1	3	-	-	5	15/11
C-140	-	-	-	-	-	15	-	-	-	15	16/0
C-141	-	-	-	136	139	1	-	-	-	276	12/1
E-3	14	-	-	-	-	-	-	-	-	14	1/2
E-4	-	4	-	-	-	-	-	-	-	4	4/5
F-4	103	74	253	846	290	1	-	-	-	1,567	10/0
F-5	79	28	2	-	-	-	-	-	-	109	3/2
F-15	290	31	-	-	-	-	-	-	-	321	1/8
F-16	10	1	-	-	-	-	-	-	-	11	1/1
F-101	-	-	-	-	-	-	20	-	-	20	18/10
F-105	-	-	-	-	42	-	-	-	-	42	14/5
F-106	-	-	-	-	-	13	133	1	-	147	18/8
F-111	11	65	194	104	-	-	-	-	-	374	7/6
H-1	-	9	76	28	21	-	-	-	-	134	9/1
H-3	-	-	11	26	24	1	-	-	-	62	11/5
H-53	-	6	28	16	-	-	-	-	-	50	8/2
O-2	-	-	61	61	-	-	-	-	-	122	9/5
OV-10	-	-	-	86	-	-	-	-	-	86	10/0
T-33	-	-	-	-	-	-	94	20	8	122	20/7
T-37	-	-	10	153	43	93	359	12	-	670	16/5
T-38	-	-	77	237	373	189	-	-	-	876	12/7
T-39	-	-	-	-	3	129	-	-	-	132	16/1
T-41	-	-	7	45	-	-	-	-	-	52	10/5
T-43	-	19	-	-	-	-	-	-	-	19	4/7
UV-18	2	-	-	-	-	-	-	-	-	2	1/1
OTHERS(28)	-	-	-	-	-	-	-	-	-	28	-
AF TOTAL	703	360	963	1,786	1,235	844	1,033	161	8	7,121	11/10
PERCENT	10%	5%	14%	25%	17%	12%	15%	2%	-	-	-

Nr & % Under/
Over 9 yrs old

2,026 28%
(Under)

5,067 71%
(Over)

1/ Inventory only.

Source: RCS: SS-A1, 30 September 1978

OPR: Deputy Director for Resources, DCS/Programs and Analysis

UNCLASSIFIED

TABLE 49 - AGE (IN YEARS/MONTHS) DISTRIBUTION OF USAF STRATEGIC MISSILES
INVENTORY BY MISSION AND DESIGN -
AS OF 30 SEPTEMBER 1978

MISSION/ DESIGN	AGE OF MISSILES & DRONES - BY SERIES (IN YEARS)							TOTAL NUMBER	AVERAGE AGE YRS/MOS
	0-2	3-5	6-8	9-11	12-14	15-17	18-24		
CIM-10 - Bomarc	-	-	-	-	-	12	-	12	16/6
ADM-20 - Quail	-	-	-	-	-	109	2	111	17/0
AGM-69 - SRAM	1	1,289	114	-	-	-	-	1,404	4/8
LGM-25 - Titan III	-	-	-	5	29	24	-	58	14/5
LGM-30 - Minuteman	136	323	268	321	145	-	-	1,193	7/6
TOTAL MISSILES	137	1,612	382	326	174	145	2	2,778	6/7
BQM-34 - Firebee	46	7	24	1	-	-	-	78	3/10
PQM-102 - Drone	-	-	-	-	-	-	27	27	21/1
XQM-103 - Drone	-	2	-	-	-	-	-	2	4/4
TOTAL DRONES	46	9	24	1	-	-	27	107	5/7
TOTAL MISSILES & DRONES	183	1,621	406	327	174	145	29	2,885	6/7

Source: RCS: SS-A1, 30 September 1978
OPR: Deputy Director for Resources, DCS/Programs and Analysis

UNCLASSIFIED

UNCLASSIFIED

UNCLASSIFIED**MATERIEL CONTINUED****WAR READINESS MATERIEL****INTRODUCTION**

Data included in this section portrays USAF inventory of selected airmunitions items (excluding VAMP/LAMP).

Material on selected items of War Readiness Materiel is based on information submitted in accordance with Air Force Manual 67-1, Volume I, Part I, Chapter 14, and reflects summary data depicting pre-storage of war consumables.

DEFINITIONS

WAR CONSUMABLES - Essential support items used in direct support of aircraft and personnel during wartime operation.

WAR READINESS MATERIEL (WRM) - Quantities of materiel necessary to assure immediate availability of resources to support the initial phase of approved Air Force war plans in the event of an emergency.

UNCLASSIFIED

SECRET

TABLE 50 — COMPARISON OF USAF INVENTORY OF AIR
MUNITIONS ITEMS — WORLD-WIDE —
AS OF 30 SEPTEMBER 1978

ITEM	QUANTITIES ON HAND		PERCENT CHANGE (+ or -)
	FY 77 30 Sep 77	FY 78 30 Sep 78	
<u>Bombs</u>			
750 lb M117	364,700 ^{1/}	365,900 ^{1/}	+ T
500 lb MK-82	1,146,900	1,135,700	- 1
2000 lb MK-84	65,515	76,974	+ 17
CBU-52	79,628	79,921	+ T
CBU-58	94,212	100,251	+ 6
CBU-71	28,382	35,234	+ 24
Rockeye (MK-20)	29,620	29,913	+ 1
<u>Aircraft Gun Ammunition</u> (Thous)			
7.62MM	407,170	390,150	- 4
20MM for M39	10,900	12,240	+ 12
20MM for M61	30,760	31,720	+ 3
30MM HEI	319	677	+ 112
30MM API	353	1,930	+ 447
105MM HE	139	134	- 4
105MM WP	18	18	NC
<u>Missiles</u>			
AIM-4 Falcon	7,043	6,863	- 3
AIM-7 Sparrow	5,154	5,597	+ 9
AIM-9 Sidewinder	8,491	9,625	+ 13
AGM-45 Shrike	3,495	4,746	+ 36

CLASSIFIED BY: Dir Maint & Supply, DCS/L&E
DECLASSIFY ON: 26 Feb 1985

SECRET

SECRET

TABLE 50 - COMPARISON OF USAF INVENTORY OF AIR
MUNITIONS ITEMS - WORLD-WIDE -
AS OF 30 SEPTEMBER 1978 (CONTINUED)

ITEM	QUANTITIES ON HAND		PERCENT (+ or -)
	FY 77 30 Sep 77	FY 78 30 Sep 78	
AGM-65 Maverick	19,934	19,873	- T
AGM-78C Standard Arm	41	137	+ 234
<u>Rockets</u>			
2.75" (MK-4/MK-40)	1,378,900	1,191,100	- 14
<u>Flares</u>			
LUU-2/B	249,100	238,100	- 4
<u>Miscellaneous</u>			
EO Bomb Kit	2,112	2,051	- 3
MXU-600/651 Airfoil Gp (MK-84)	11,511	14,282	+ 24
MXU-602/650 Airfoil Gp (MK-82)	6,868	15,361	+ 124
MAU-157/169 Computer	18,250	30,272	+ 66

1/ Does not include 103,800 supporting metal parts for future load, assemble, and pack (LAP).

T = Trace: Less than 0.5%

NC = No Change


SOURCE: Air Munitions Selected Item Status Report (SISR) (RCS:
DD I&L(M) 902)

AIM/AGM Component Summary (RCS: HAF-LEY (M&Q) 7203)

CLASSIFIED BY: Dir Maint & Supply, DCS/L&E
DECLASSIFY ON: 26 Feb 1985

SECRET

Installations



PART IV

PART IV

INSTALLATIONS

INTRODUCTION

The USAF Program; Bases, Units, and Priorities, and USAF Installations Characteristics Data Report, RCS: HAF TRE (AR) 7119, were used to obtain the data shown.

MILITARY CONSTRUCTION PROGRAM

INTRODUCTION

This section reflects progress of the Military Construction Program, since its inception in the Air Force, in terms of dollars available, apportioned, contracted, etc. Most of the data were furnished by the Directorate of Budget and the Directorate of Civil Engineering.

DEFINITIONS

APPROVED PROGRAM - Scope and dollar amount approved for implementation of construction and funding by appropriate authority of Office of the Secretary of Defense and/or Bureau of the Budget through apportionment, or program clearance.

AUTHORIZED PROGRAM - The USAF Military Construction Program as approved by Congress.

CURRENT PROGRAM - The scope and dollar amount deemed necessary for the completion of a line item determined essential to the mission of the USAF.

OPERATING PROGRAM - The scope and dollar amount released to USAF construction agencies as approved for construction, obligation, and expenditures for the completion of a line item.

REAL PROPERTY INVENTORY

INTRODUCTION

These tables present the real property (facilities and land) controlled by the Air Force. The costs shown represent the costs at time of acquisition to the U.S. Government, plus any subsequent improvement, and do not reflect the current value or estimated replacement costs.

DEFINITIONS

EASEMENTS - A right which one party has to use the land owned by another party for ingress and egress, or for the purpose of reducing or limiting the height of objects on land owned by another party to establish security or safety area, or right-of-way interests.

FOREIGN RIGHTS - An agreement or contract between the U.S. Government and a foreign country which gives the United States the right to use the land in a foreign country.

LEASES - A contract between a lessor and a lessee granting exclusive possessory interest in real property for a specified term, reserving to the owner rent or other consideration.

UNCLASSIFIED

INSTALLATIONS (CONTINUED)
REAL PROPERTY INVENTORY (CONTINUED)

DEFINITIONS (CONTINUED)

LICENSE - A privilege, revocable at will, to use or pass over privately owned real property for a specified purpose.

OWNED LAND - Land acquired through donation, condemnation, or purchase.

PUBLIC DOMAIN AND PUBLIC LAND - Land assigned to the AF through a permanent or temporary withdrawal from public domain.

COST OF MAINTENANCE AND OPERATION OF REAL PROPERTY

INTRODUCTION

This section shows the cost of maintenance and operation of USAF Real Property.

DEFINITIONS

CONTRACT - Lump sum and unit price work agreements administered by the installation for preservation and construction; and utility service, inspection, and maintenance agreements administered by major Air Force command headquarters.

LABOR COSTS - Costs of all personnel, regardless of the source, performing work attributable to real estate facility activities. The rates used in costing military services are those prescribed in AFM 177-1.

MATERIALS AND SUPPLIES - For use in accomplishing the functions of maintenance, repair, and operation of real estate facilities.

STORAGE SPACE UTILIZATION AND OCCUPANCY

INTRODUCTION

The reporting of storage space utilization and occupancy within the Air Force has been revised under the guidance of Office of the Secretary of Defense to provide a uniform procedure for all services. Included in the summary are all Air Force depots.

DEFINITIONS

GROSS STORAGE SPACE - The gross area (regardless of its location or the purpose for which the space being used was designed or is designated) which is assigned or used for any operation concerning storage or the support of storage functions.

NET STORAGE SPACE - The floor area upon which bins are erected plus the floor area upon which material can be stored.

OPEN STORAGE SPACE - Any improved or unimproved area designated for use in storing material.

WAREHOUSE SPACE - The area in building designed for storage purposes and constructed with roof and complete side and end walls.

UNCLASSIFIED

TABLE 5I - SUMMARY OF USAF INSTALLATIONS - FISCAL YEAR 1978

	<u>END FY 1978</u>
<u>TOTAL, ACTIVE - WORLDWIDE</u>	<u>2,997</u>
<u>MAJOR INSTALLATIONS</u>	
Total Worldwide	<u>134</u>
US and Possessions	107
Foreign	27
<u>OTHER INSTALLATIONS</u>	
Total Worldwide	<u>2,863</u>
US and Possessions	2,202
Foreign	661
Ballistic Missile	1,157
Electronics Station or Site	545
General Support Annex	1,016
ANG Installations	127
Aux Airfield	18

Additional inactive installations, not included in the above totals, remain in the Air Force inventory pending disposition.

OPR: AF/PAXR

TABLE 52 — AIR FORCE REAL PROPERTY — WORLD-WIDE —
FISCAL YEAR 1978

(In Thousands of Dollars)

Real Property Assets End Fiscal Year	
TOTAL MAJOR INSTALLATIONS WORLD-WIDE	134
TOTAL OTHER INSTALLATIONS WORLD-WIDE	2,779
TOTAL NUMBER INSTALLATIONS WORLD-WIDE	2,913
TOTAL ACREAGE WORLD-WIDE	10,752,423
TOTAL COST TO GOVERNMENT WORLD-WIDE	\$18,367,472

Source: Real Property Division, Directorate of Engineering
and Services

UNCLASSIFIED

UNCLASSIFIED

TABLE 53 — COST TO U. S. GOVERNMENT OF MILITARY REAL PROPERTY
 CONTROLLED BY THE DEPARTMENT OF THE AIR FORCE —
 WORLD-WIDE — 30 SEPTEMBER 1978

(In Thousands of Dollars)

UNCLASSIFIED

TYPE OF REAL PROPERTY	WORLD-WIDE	UNITED STATES	TRUST TERRITORIES	FOREIGN COUNTRIES
Total	\$18,367,472	\$15,517,193	\$473,003	\$2,377,276
Land <u>a/</u>	161,705	131,848	29,818	39
Buildings	11,004,967	9,275,767	244,527	1,484,673
Structures, Utilities, etc.....	7,200,800	6,109,578	198,658	892,564

UNCLASSIFIED

a/ Excludes acreage leased outside of installations.

Source: Real Property Division, Directorate of Engineering and Services

TABLE 54 — MILITARY REAL PROPERTY ACREAGE CONTROLLED AND
 LOCATED AT DEPARTMENT OF THE AIR FORCE
 INSTALLATIONS — WORLD-WIDE —
 30 SEPTEMBER 1978

	WORLD-WIDE	UNITED STATES	TRUST TERRITORIES	FOREIGN COUNTRIES
TOTAL	10,752,423	9,234,394	41,867	1,476,162
Owned	1,388,290	1,361,075	27,215	0
Public Domain	6,927,520	6,927,520	0	0
License or Permit	502,947	488,596	14,110	241
Public Land (Trust Territories).	192	0	192	0
Easements	182,631	176,088	280	6,263
Leased <u>a/</u>	283,023	281,115	70	1,838
Foreign Rights	1,467,820	0	0	1,467,820

a/ Excludes acreage leased outside of installations.

Source: Real Property Division, Directorate of Engineering and Services

UNCLASSIFIED

UNCLASSIFIED

TABLE 55 — GOVERNMENT COST OF LAND CONTROLLED BY DEPARTMENT
OF THE AIR FORCE — WORLD-WIDE —
30 SEPTEMBER 1978

(In Thousands of Dollars)

TYPE OF LAND	WORLD-WIDE	UNITED STATES	TRUST TERRITORIES	FOREIGN COUNTRIES
Total	\$161,705	\$131,848	\$29,818	\$39
Owned	147,522	117,705	29,817	0
License	360	360	0	0
Easements	13,823	13,783	1	39
Leased <u>a/</u>	-	-	-	-
Foreign Rights ..	-	-	-	-

a/ Excludes the cost of acreage leased outside of installations.

Source: Real Property Division, Directorate of Engineering and Services

UNCLASSIFIED

UNCLASSIFIED

TABLE 56 — MAINTENANCE AND OPERATION COST OF USAF REAL PROPERTY —
 BY COMMAND — WORLD-WIDE —
 FISCAL YEAR 1978

COMMAND	TOTAL	LABOR COST		MATERIAL & SUPPLIES	CONTRACT & OTHER
		CIVILIAN	MILITARY		
<u>WORLDWIDE</u> - TOTAL	<u>\$1,651,520</u>	<u>\$535,240</u>	<u>\$254,532</u>	<u>\$232,035</u>	<u>\$629,713</u>
CONTINENTAL U.S. - TOTAL..	<u>1,200,331</u>	<u>412,452</u>	<u>185,832</u>	<u>147,865</u>	<u>454,182</u>
US Air Force Academy	18,095	9,545	1,168	1,299	6,083
Aerospace Defense Command.	62,194	21,073	15,106	9,220	16,795
HQ Air Force Reserve	23,890	13,586	72	2,505	7,727
Air Training Command	149,957	56,619	23,877	13,619	55,842
Air Force Logistics Comd..	179,322	75,209	10,196	18,882	75,035
Military Airlift Comd	173,941	60,046	28,952	21,183	63,760
Strategic Air Comd	262,774	93,683	57,954	41,026	70,111
Air Force Systems Comd ...	150,729	28,139	12,034	17,388	93,168
Tactical Air Command	179,429	54,552	36,473	22,743	65,661
<u>OVERSEAS</u> - TOTAL	<u>451,189</u>	<u>122,788</u>	<u>68,700</u>	<u>84,170</u>	<u>175,531</u>
Alaskan Air Command	60,340	26,412	12,691	11,563	9,674
Aerospace Defense Comd ...	22,392	346	446	9,592	12,008
US Air Force Europe	192,602	38,079	28,809	34,651	91,063
Military Airlift Comd	21,056	6,150	3,161	4,131	7,614
Pacific Air Forces	132,408	43,214	19,559	21,062	48,573
Strategic Air Comd	12,723	4,950	2,360	1,813	3,600
Tactical Air Command	9,668	3,637	1,674	1,358	2,999

Source: RCS; HAF-PRE(SA) 7101, Programs Division, Directorate of Engineering and Services,
 Deputy Chief of Staff for Logistics and Engineering.

UNCLASSIFIED

UNCLASSIFIED

Personnel

PART V

UNCLASSIFIED

PART V

PERSONNEL

MILITARY PERSONNEL

DEFINITIONS

ARMED FORCES QUALIFICATION TEST MENTAL GROUP: An airman's mental ability level as determined from his score on the Armed Forces Qualification Test (AFQT).

AIR FORCE NATIONAL GUARD AIR ALERT PILOTS: Officers of the Air Force National Guard who are authorized to and augment active Air Force Units for short periods of active duty to perform air alert duty.

ARMED FORCES QUALIFICATION TEST SCORE (AFQT SCORE): The test contains questions on arithmetical reasoning, word knowledge, tool functions, and spatial visualization. The "Score" is a composite index of performance on all these items, and as such, is an indication of general learning ability.

CHARGEABLE MILITARY PERSONNEL:

1. All USAF Military Personnel on Extended Active Duty who are authorized and assigned to active Air Force Units against position spaces which are chargeable against USAF Authorized Manpower Ceilings.
2. USAF Academy Cadets.
3. Air Force National Guard Air Alert Pilots.

MILITARY STRENGTH BY COMMAND: All USAF Military Personnel (Permanent Party and Pipeline) who are assigned to active Air Force Units. This strength is composed of individuals, regardless of chargeability to military personnel ceilings, who as individuals are under the jurisdiction of the Secretary of the Air Force.

STRENGTH BY OPERATING LOCATION: A permanent duty station of an individual or a detachment of a unit other than the permanent station of the unit. A station is considered permanent if the orders specify a period of three months or longer. If no period is specified, the duty station is considered permanent.

DEPARTMENTAL STATUS: The basic department of the Department of Defense in which an individual is currently commissioned, appointed or enlisted, regardless of whether or not such individual has been placed on duty with another of the departments.

DEPARTMENT OF AIR FORCE PERSONNEL: Military Personnel who have been commissioned, appointed, enlisted, or recalled in the United States Air Force.

DEPLOYMENT AREA:

- | | | |
|-------------|---|---|
| CONTINENTAL | - | North America and Caribbean Area. |
| FAR EAST | - | The Area under the jurisdiction of PAF. |
| EUROPE | - | Continental Europe, British Isles and North Africa. |

FIRST TERM AIRMEN: A Regular Air Force Airman with no prior military services, serving on his first enlistment in the United States Air Force.

INTERNAL TURNOVER: The number of permanent change of station movements of military personnel as individuals exclusive of accessions and separations movements.

NATIONAL HEALTH, SAFETY, OR INTEREST: Personnel separated under provisions of Sec III, AFR 36-22 and Chapter 3, Section B, AFR 39-10.

UNCLASSIFIED

UNCLASSIFIED**PERSONNEL (Continued)****MILITARY PERSONNEL (Continued)**

NON-CHARGEABLE MILITARY PERSONNEL: All Military Personnel on Extended Active Duty who are authorized and assigned to active Air Force Units against position spaces which are in addition to and not chargeable against USAF Authorized Manpower Ceilings.

PERMANENT PARTY PERSONNEL: Those USAF personnel assigned to an Air Force Unit to perform their principal duty in the furtherance of the mission of the unit, and who are chargeable against the specific authorizations of the unit. This includes assigned overstrength.

PIPELINE PERSONNEL: Those USAF Personnel who are assigned to an Air Force Unit temporarily for the purpose of training or hospitalization i.e., those who are temporarily ineffective. Such personnel are not chargeable against the specific authorizations of the unit to which they are assigned while in a pipeline status. Pipeline is composed of students and patients.

Patients: Military personnel assigned in patient status to an Air Force Unit which administers Air Force hospitalized personnel receiving treatment at a medical facility operated by any of the three military departments.

Students: Personnel assigned in a training status to a unit charged with administration of individuals attending a formal course of instruction at a service or civilian school or a base military training course.

PRIOR SERVICE ENLISTMENTS:

1. Former regular airman who had served a continuous period of duty.
2. Former Commissioned or Warrant Officer who had been separated from the Air Force and who had enlisted in the Regular Air Force as an airman.
3. Former enlistee or inductee of the Army or the Navy who had served on active military service for a continuous period.
4. Former enlisted members of a reserve component of the Air Force who have served on active military service.

REENLISTMENT: Airmen who enlist in the Regular Air Force for their own duty position within 90 days after separation from active Air Force duty. This applies to first term and career airmen.

REGULAR AIR FORCE PERSONNEL: Department of the Air Force Military Personnel who by enlistment, appointment, or commission, are members of the Regular Air Force.

RESERVE OFFICERS TRAINING CORPS (ROTC): A training corps with units established at civilian educational institutions to qualify students for appointment as reserve officers.

UNIT MANNING VARIANCES: The difference between the number of spaces authorized to a unit and the number of personnel assigned to the unit.

USAF CADET: U.S. Air Force Academy Cadet. USAFA Cadets are not assigned to active organized Air Force Units. Students are assigned to the USAF Academy for training and ultimate commissioning as Regular Air Force officers. These personnel are not considered part of active forces but are chargeable to the active force ceiling.

UNCLASSIFIED

TABLE 57 - MILITARY STRENGTH OF OFFICERS BY GRADE IN WHICH SERVING
BY COMMAND - AS OF 30 SEPTEMBER 1978

COMMAND	TOTAL OFFICERS	COMMISSIONED OFFICERS								WARRANT OFFICERS
		TOTAL	GEN	COL	LTC	MAJ	CPT	1LT	2LT	
<u>WORLD-WIDE - TOTAL</u>	<u>95,463</u>	<u>95,461</u>	<u>361</u>	<u>5,080</u>	<u>12,438</u>	<u>18,310</u>	<u>40,288</u>	<u>9,437</u>	<u>9,547</u>	<u>2</u>
Air Force Engineering Services Agency	110	110	2	10	18	26	46	5	3	-
Air Force Element Other Activities	3,169	3,169	45	484	875	940	727	22	76	-
Aerospace Defense Command	3,324	3,324	17	146	425	559	1,237	371	479	-
Air Force Accounting and Finance Center	42	42	1	9	13	9	10	-	-	-
Air Force Audit Agency	341	341	1	11	31	81	161	27	29	-
Air Force Inspection and Safety Center	307	307	5	59	86	117	39	-	1	-
Air Force Communications Service	2,849	2,849	5	140	301	585	1,211	331	276	-
Air Force Logistics Command	2,558	2,558	26	285	417	615	884	455	176	-
Air Force Manpower and Personnel Center	609	609	2	59	77	173	275	15	8	-
Air Force Office Of Special Investigation	516	516	-	20	52	126	259	14	45	-
Air Force Systems Command	9,646	9,645	33	602	1,495	2,072	3,745	792	906	1
Air Training Command	14,158	14,158	20	466	1,192	2,137	5,659	1,194	3,490	-
Air Force Reserve	189	189	1	42	46	52	48	-	-	-
Headquarters US Air Force	1,834	1,834	68	302	585	638	240	1	-	-
Military Airlife Command	12,011	12,010	21	534	1,555	2,162	5,612	1,411	715	1
Strategic Air Command	18,178	18,178	35	614	1,916	2,720	8,111	2,720	2,062	-
Tactical Air Command	11,705	11,705	23	521	1,595	2,328	5,273	1,039	926	-
United States Air Force Academy	1,044	1,044	2	52	110	248	585	20	27	-
USAF Security Service	848	848	2	55	108	175	380	70	58	-
Air Force Intelligence Service	191	191	-	10	23	64	86	2	6	-
Alaskan Air Command	853	853	1	38	75	164	409	129	37	-
Pacific Air Forces	3,102	3,102	10	188	369	620	1,453	389	73	-
United States Air Forces in Europe	6,486	6,486	17	258	657	1,229	3,446	728	151	-
Air Force Element Other Activities Europe	877	877	20	111	275	311	159	1	-	-
Air Force Test and Evaluation Center	205	205	2	23	59	68	50	1	2	-
Air Force Combat Operations Center	53	53	-	6	24	15	8	-	-	-
1947 Administrative Support Group	90	90	2	19	24	31	14	-	-	-
Air Force Service Information & News Center	23	23	-	1	6	7	8	-	1	-
Air Force Legal Services Center	206	206	-	10	23	27	146	-	-	-
Air Force Medical Services Center	5	5	-	-	1	1	3	-	-	-
Air National Guard Support Center	24	24	-	5	5	10	4	-	-	-

UNCLASSIFIED

UNCLASSIFIED

OPR: Systems Operations Division, Randolph Air Force Base, Texas

SOURCE: Uniform Officer Record

TABLE 58 — USAF REGULAR AND RESERVE GENERAL OFFICERS BY GRADE IN
WHICH SERVING — WORLD-WIDE — AT END OF QUARTER —
FISCAL YEAR 1978

END OF QUARTER	TOTAL	GENERALS	LIEUTENANT GENERALS	MAJOR GENERALS	BRIGADIER GENERALS
31 December (77)	360	14	38	128	180
31 March (78)	373	13	39	134	187
30 June (78)	364	12	39	130	183
30 September (78)	361	13	38	130	180

UNCLASSIFIED

UNCLASSIFIED

OPR: Systems Operations Division, Randolph Air Force Base, Texas
SOURCE: Uniform Officer Record

TABLE 59 - AIRMEN BY GRADE IN WHICH SERVING BY COMMAND - WORLD-WIDE -
AS OF 30 SEPTEMBER 1978

COMMAND OF ASSIGNMENT	TOTAL	AIRMEN									USAF A Cadets
		CMSgt	SMSgt	MSgt	TSgt	SSgt	Sgt	Amn 1st	Amn	Amn Basic	
<u>WORLD-WIDE - TOTAL</u>	<u>474,249</u>	<u>4,705</u>	<u>9,392</u>	<u>33,300</u>	<u>52,271</u>	<u>99,821</u>	<u>106,518</u>	<u>101,203</u>	<u>31,696</u>	<u>30,956</u>	<u>4,387</u>
<u>USAF CADETS - TOTAL</u>	<u>4,387</u>	-	-	-	-	-	-	-	-	-	<u>4,387</u>
<u>WORLD-WIDE - REPORTED TOTAL</u>	<u>469,862</u>	<u>4,705</u>	<u>9,392</u>	<u>33,300</u>	<u>52,271</u>	<u>99,821</u>	<u>106,518</u>	<u>101,203</u>	<u>31,696</u>	<u>30,956</u>	-
<u>Continental US - TOTAL</u>	<u>357,456</u>	<u>3,642</u>	<u>6,849</u>	<u>24,978</u>	<u>37,853</u>	<u>70,771</u>	<u>76,963</u>	<u>78,860</u>	<u>27,361</u>	<u>30,179</u>	-
Air Force Audit Agency	67	7	3	16	15	22	4	-	-	-	-
USAF Academy	1,358	22	37	101	188	359	213	214	45	179	-
Aerospace Defense Command	18,523	218	407	1,595	2,368	4,378	4,141	4,308	832	276	-
Air Force Accounting and Finance Center	218	7	8	22	28	37	58	55	3	-	-
Air Force Reserve	394	23	41	104	84	64	40	26	9	3	-
1947 Admin Support Group	43	5	5	8	7	15	3	-	-	-	-
Air Training Command	62,903	384	826	3,742	5,854	9,513	6,963	6,719	5,416	23,486	-
Air Force Combat Operations Center	53	3	5	17	14	11	2	-	1	-	-
Air Force Communications Service	26,124	358	608	2,148	3,068	5,695	7,177	5,687	1,070	313	-
Air Force Element Other Activities	1,763	53	107	389	412	593	160	41	4	4	-
Air Force Engineering Services Agency	579	19	24	57	72	133	109	136	17	12	-
Air Force Element Other Activities Europe	5	1	-	2	1	1	-	-	-	-	-
Headquarters USAF	185	25	17	47	47	37	10	2	-	-	-
Air Force Service Information and News Center	12	1	1	3	3	4	-	-	-	-	-
Air Force Intelligence Service	183	8	16	47	60	45	7	-	-	-	-
Air Force Inspection and Safety Center	81	20	13	13	16	13	6	-	-	-	-
Air Force Legal Services Center	86	1	1	9	4	42	25	4	-	-	-
Air Force Logistics Command	7,011	108	187	569	860	1,897	1,680	1,140	432	138	-
Military Airlift Command	51,395	605	1,240	4,210	5,875	10,913	12,399	11,347	3,629	1,177	-
Air Force Medical Services Center	1	-	-	-	1	-	-	-	-	-	-
Air Force Manpower and Personnel Center	1,068	70	84	183	220	242	109	120	24	16	-
Air National Guard Support Center	11	2	3	5	1	-	-	-	-	-	-
Air Force Office of Special Investiga- tion	800	14	46	167	227	242	52	39	9	4	-
Strategic Air Command	86,612	808	1,424	5,131	8,431	16,958	20,771	23,547	7,445	2,097	-
Air Force Systems Command	16,203	208	385	1,373	2,011	3,488	3,816	3,412	986	524	-
Tactical Air Command	77,605	577	1,195	4,590	7,367	15,157	18,088	21,432	7,299	1,900	-
Test Evaluation Command	40	6	6	7	9	8	3	1	-	-	-
USAF Security Service	4,133	89	160	423	610	904	1,127	630	140	50	-
<u>Overseas - Total</u>	<u>112,406</u>	<u>1,063</u>	<u>2,543</u>	<u>8,322</u>	<u>14,418</u>	<u>29,050</u>	<u>29,555</u>	<u>22,343</u>	<u>4,335</u>	<u>777</u>	-

UNCLASSIFIED

UNCLASSIFIED

TABLE 59 - AIRMEN BY GRADE IN WHICH SERVING BY COMMAND - WORLD-WIDE -
AS OF 30 SEPTEMBER 1978 (CONTINUED)

UNCLASSIFIED

UNCLASSIFIED

COMMAND OF ASSIGNMENT	TOTAL	AIRMEN									USAFA Cadets
		CMSgt	SMSgt	MSgt	TSgt	SSgt	Sgt	Amn 1st	Amn	Amn Basic	
Alaskan Air Command	6,701	61	127	388	744	1,591	2,019	1,354	305	112	-
Air Force Audit Agency	18	2	2	2	6	6	-	-	-	-	-
Aerospace Defense Command	1,464	12	30	155	237	407	402	180	34	7	-
USAF Europe	45,476	380	874	3,073	5,586	11,222	11,730	10,154	2,060	397	-
Air Force Reserve	1	-	-	-	1	-	-	-	-	-	-
Air Training Command	210	1	8	65	83	45	8	-	-	-	-
Air Force Communications Service	12,622	139	328	1,086	1,713	3,541	3,196	2,376	209	34	-
Air Force Element Other Activities	676	31	51	190	171	194	33	6	-	-	-
Air Force Engineering Services Agency	220	2	3	20	37	78	65	14	-	1	-
Air Force Element Other Act Europe	1,426	32	83	259	366	477	183	26	-	-	-
Air Force Intelligence Service	49	3	7	11	14	12	2	-	-	-	-
Air Force Legal Services Center	26	-	-	2	-	21	3	-	-	-	-
Air Force Logistics Command	9,598	81	236	734	1,387	2,782	2,753	1,307	300	18	-
Air Force Office of Special Investiga- tion	304	5	19	70	95	96	16	3	-	-	-
Pacific Air Forces	20,827	213	504	1,279	2,320	5,092	5,939	4,540	813	127	-
Strategic Air Command	3,900	37	93	271	474	1,040	1,044	651	246	44	-
Air Force Systems Command	670	4	19	59	136	235	119	76	19	3	-
Tactical Air Command	1,308	14	31	127	198	360	312	202	42	22	-
Test Evaluation Command	1	-	-	-	1	-	-	-	-	-	-
USAF Security Service	6,851	44	126	506	827	1,847	1,728	1,454	307	12	-
Military Airlift Command	9,598	81	236	734	1,387	2,782	2,753	1,307	300	18	-

OPR: Systems Operations Division, Randolph AFB, Texas
SOURCE: Uniform Airmen Record

TABLE 60 - USAF OFFICERS BY GRADE IN WHICH SERVING BY AGE - BY AVERAGE AGE - WORLD-WIDE - AS OF 30 SEPTEMBER 1978

AGE OR AGE GROUP	TOTAL	GEN	COL	LT COL	MAJ	CAPT	1LT	2LT	WARRENT OFFICERS
AVG	34	50	47	43	37	30	27	25	54
TOTAL	<u>95,463</u>	<u>361</u>	<u>5,080</u>	<u>12,438</u>	<u>18,310</u>	<u>40,288</u>	<u>9,437</u>	<u>9,547</u>	<u>2</u>
20	2	-	-	-	-	-	-	2	-
21	59	-	-	-	-	-	1	58	-
22	1,298	-	-	-	-	-	7	1,291	-
23	2,662	-	-	-	-	10	117	2,535	-
24	3,262	-	-	-	-	19	1,155	2,088	-
25	3,680	-	-	-	-	192	2,522	966	-
26	4,177	-	-	-	-	1,540	2,085	552	-
27	4,618	-	-	1	1	3,166	1,057	393	-
28	4,724	-	-	-	1	3,853	555	315	-
29	4,917	-	-	-	27	4,197	386	307	-
30	5,075	-	-	-	100	4,254	436	285	-
31	5,406	-	-	1	242	2,549	374	240	-
32	5,261	-	-	9	307	4,531	232	182	-
33	4,572	-	-	38	361	3,902	159	112	-
34	4,610	-	-	47	1,114	3,266	92	91	-
35	4,549	-	-	61	2,075	2,237	98	78	-
36	4,145	-	-	103	2,442	1,509	58	33	-
37	3,694	-	3	214	2,497	921	51	8	-
38	3,840	-	13	526	2,617	654	26	4	-
39	3,562	-	25	1,108	1,927	480	16	6	-
40	3,134	-	40	1,416	1,330	344	4	-	-
41	2,882	-	90	1,590	931	271	-	-	-
42	2,524	-	156	1,405	773	188	1	1	-
43	2,149	1	250	1,305	495	95	3	-	-
44	2,044	9	536	1,108	333	58	-	-	-
45	1,744	6	695	826	187	29	1	-	-
46	1,575	19	708	689	147	11	1	-	-
47	1,283	22	602	542	110	7	-	-	-
48	1,115	49	545	438	78	5	-	-	-
49	873	40	431	328	74	-	-	-	-
50	628	47	324	209	48	-	-	-	-
51	354	43	143	131	37	-	-	-	-
52	255	21	131	77	26	-	-	-	-
53	247	41	93	98	14	-	-	-	1
54	181	25	88	64	3	-	-	-	1
55	124	18	58	43	5	-	-	-	-
56	86	10	47	23	6	-	-	-	-
57	66	6	42	17	1	-	-	-	-
58	56	2	41	12	1	-	-	-	-
59	26	1	17	8	-	-	-	-	-
60 and Older	4	1	2	1	-	-	-	-	-

OPR: Systems Operations Division, Randolph Air Force Base, Texas
 SOURCE: Uniform Officer Record

UNCLASSIFIED

TABLE 61 - USAF MILITARY PERSONNEL BY GRADE IN WHICH SERVING BY COMPONENT -
WORLD-WIDE - AT END OF QUARTER - FISCAL YEAR 1978

GRADE IN WHICH SERVING	TOTAL	REGULAR AIR FORCE	AIR FORCE RESERVE	AIR NATIONAL GUARD	US AIR FORCE
31 DECEMBER 1977					
WORLD-WIDE - TOTAL (Incl USAFA Cadets)	<u>571,514</u>	<u>527,392</u>	<u>39,599</u>	<u>76</u>	<u>4,447</u>
USAFA CADET - TOTAL	4,429	-	-	-	4,429
WORLD-WIDE - TOTAL (Excl USAFA Cadets)	<u>567,085</u>	<u>527,392</u>	<u>39,599</u>	<u>76</u>	<u>18</u>
Commissioned and Warrant Officer - Total	<u>95,823</u>	<u>56,439</u>	<u>39,335</u>	<u>31</u>	<u>18</u>
Commissioned Officer - Total	<u>95,817</u>	<u>56,433</u>	<u>39,335</u>	<u>31</u>	<u>18</u>
General Officer - Total	<u>355</u>	<u>354</u>	<u>1</u>	-	-
General	14	14	-	-	-
Lieutenant General	38	38	-	-	-
Major General	125	124	1	-	-
Brigadier General	178	178	-	-	-
Colonel	5,136	5,051	82	3	-
Lieutenant Colonel	12,247	11,584	650	6	7
Major	18,584	14,944	3,618	13	9
Captain	40,578	21,230	19,340	8	-
First Lieutenant	10,709	1,551	9,156	1	1
Second Lieutenant	8,208	1,719	6,488	-	1
Warrant Officer - Total	6	6	-	-	-
Chief Warrant Officer, W-4	6	6	-	-	-
Airman - Total	<u>471,262</u>	<u>470,953</u>	<u>264</u>	<u>45</u>	-
Chief Master Sergeant	4,652	4,650	1	1	-
Senior Master Sergeant	9,400	9,396	4	-	-
Master Sergeant	33,353	33,343	6	4	-
Technical Sergeant	53,288	53,280	6	2	-
Staff Sergeant	98,100	98,086	8	6	-
Sergeant	109,637	109,616	15	6	-
Airman 1st Class	100,616	100,574	24	18	-
Airman	29,884	29,857	22	5	-
Airman Basic	32,332	32,151	178	3	-
31 MARCH 1978					
WORLD-WIDE - TOTAL (Incl USAFA Cadets)	<u>573,633</u>	<u>529,898</u>	<u>39,340</u>	<u>97</u>	<u>4,298</u>
USAFA CADET - TOTAL	4,277	-	-	-	4,277
WORLD-WIDE - TOTAL (Excl USAFA Cadets)	<u>569,356</u>	<u>529,898</u>	<u>39,340</u>	<u>97</u>	<u>21</u>
Commissioned and Warrant Officer - Total	<u>95,296</u>	<u>56,156</u>	<u>39,088</u>	<u>31</u>	<u>21</u>
Commissioned Officer - Total	<u>95,292</u>	<u>56,152</u>	<u>39,088</u>	<u>31</u>	<u>21</u>
General Officer - Total	<u>368</u>	<u>367</u>	-	-	-
General	13	13	-	-	-
Lieutenant General	39	39	-	-	-
Major General	131	130	1	-	-
Brigadier General	185	185	-	-	-

UNCLASSIFIED

TABLE 61 - USAF MILITARY PERSONNEL BY GRADE IN WHICH SERVING BY COMPONENT -
WORLD-WIDE - AT END OF QUARTER - FISCAL YEAR 1978 (CONTINUED)

GRADE IN WHICH SERVING	TOTAL	REGULAR AIR FORCE	AIR FORCE RESERVE	AIR NATIONAL GUARD	US AIR FORCE
31 MARCH 1978					
<u>Commissioned and Warrant Officers (Cont'd)</u>					
<u>Commissioned Officer (Cont'd)</u>					
Colonel	5,156	5,071	82	3	-
Lieutenant Colonel	12,370	11,704	652	7	7
Major	18,349	14,707	3,618	12	12
Captain	40,217	20,745	19,464	8	-
First Lieutenant	10,570	1,843	8,724	1	2
Second Lieutenant	8,262	1,715	6,547	-	-
<u>Warrant Officer - Total</u>	<u>4</u>	<u>4</u>	<u>-</u>	<u>-</u>	<u>-</u>
Chief Warrant Officer, W-4	4	4	-	-	-
<u>Airman - Total</u>	<u>474,060</u>	<u>473,742</u>	<u>252</u>	<u>66</u>	<u>-</u>
Chief Master Sergeant	4,671	4,670	1	-	-
Senior Master Sergeant	9,382	9,380	2	-	-
Master Sergeant	33,316	33,306	7	3	-
Technical Sergeant	52,780	52,773	6	1	-
Staff Sergeant	98,458	98,444	10	4	-
Sergeant	110,820	110,799	15	6	-
Airman First Class	103,360	103,300	41	19	-
Airman	31,370	31,185	166	19	-
Airman Basic	29,903	29,885	4	14	-
30 JUNE 1978					
<u>WORLD-WIDE - TOTAL (Incl USAFA Cadets)</u>	<u>573,055</u>	<u>530,236</u>	<u>39,616</u>	<u>125</u>	<u>3,078</u>
USAFA CADET - TOTAL	3,060	-	-	-	3,060
<u>WORLD-WIDE - TOTAL (Excl USAFA Cadets)</u>	<u>569,995</u>	<u>530,236</u>	<u>39,616</u>	<u>125</u>	<u>18</u>
<u>Commissioned and Warrant Officer - Total</u>					
	<u>96,380</u>	<u>56,838</u>	<u>39,493</u>	<u>31</u>	<u>18</u>
<u>Commissioned Officer - Total</u>					
	<u>96,378</u>	<u>56,836</u>	<u>39,493</u>	<u>31</u>	<u>18</u>
<u>General Officer - Total</u>					
General	364	363	1	31	18
Lieutenant General	12	12	-	-	-
Major General	39	39	-	-	-
Brigadier General	130	129	1	-	-
	183	183	-	-	-
Colonel	5,178	5,094	81	3	-
Lieutenant Colonel	12,534	11,833	687	7	7
Major	18,441	14,700	3,717	13	11
Captain	40,555	20,925	19,623	7	-
First Lieutenant	10,198	2,135	8,062	1	-
Second Lieutenant	9,108	1,786	7,322	-	-
<u>Warrant Officer - Total</u>	<u>2</u>	<u>2</u>	<u>-</u>	<u>-</u>	<u>-</u>
Chief Warrant Officer, W-4	2	2	-	-	-

UNCLASSIFIED

TABLE 61 - USAF MILITARY PERSONNEL BY GRADE IN WHICH SERVING BY COMPONENT -
WORLD-WIDE - AT END OF QUARTER - FISCAL YEAR 1978 (CONTINUED)

GRADE IN WHICH SERVING	TOTAL	REGULAR AIR FORCE	AIR FORCE RESERVE	AIR NATIONAL GUARD	US AIR FORCE
30 JUNE 1978					
Airman - Total	473,615	473,398	123	94	-
Chief Master Sergeant	4,701	4,700	1	-	-
Senior Master Sergeant	9,356	9,354	2	-	-
Master Sergeant	33,018	33,008	7	3	-
Technical Sergeant	52,513	52,506	6	1	-
Staff Sergeant	98,834	98,821	10	3	-
Sergeant	109,914	109,896	14	4	-
Airman First Class	102,599	102,555	26	18	-
Airman	33,569	33,481	41	47	-
Airman Basic	29,111	29,077	16	18	-
30 SEPTEMBER 1978					
WORLD-WIDE - TOTAL (Incl USAFA Cadets) . .	569,491	525,497	39,455	136	4,403
USAFA CADET - TOTAL	4,387	-	-	-	4,387
WORLD-WIDE - TOTAL (Excl USAFA Cadets)	565,104	525,497	39,455	136	16
Commissioned and Warrant Officer - Total	95,242	56,041	39,153	32	16
Commissioned Officer - Total	95,240	56,039	39,153	32	16
General Officer - Total	356	355	1	-	-
General	13	13	-	-	-
Lieutenant General	38	38	-	-	-
Major General	127	126	1	-	-
Brigadier General	178	178	-	-	-
Colonel	4,985	4,901	81	3	-
Lieutenant Colonel	12,372	11,664	695	7	6
Major	18,265	14,694	3,548	13	10
Captain	40,278	20,504	19,766	8	-
First Lieutenant	9,437	2,133	7,303	1	-
Second Lieutenant	9,547	1,788	7,759	-	-
Warrant Officer - Total	2	2	-	-	-
Chief Warrant Officer, W-4	2	2	-	-	-
Airmen - Total	469,862	469,456	302	104	-
Chief Master Sergeant	4,705	4,702	1	2	-
Senior Master Sergeant	9,392	9,389	3	-	-
Master Sergeant	33,300	33,291	7	2	-
Technical Sergeant	52,271	52,262	7	2	-
Staff Sergeant	99,821	99,810	7	4	-
Sergeant	106,518	106,501	15	2	-
Airman First Class	101,203	101,152	26	25	-
Airman	31,696	31,584	59	53	-
Airman Basic	30,956	30,765	177	14	-

OPR: Systems Operations Division, Randolph Air Force Base, Texas
SOURCE: Uniform Officer Record

a/ Excludes Functional Category X Personnel

UNCLASSIFIED

TABLE 62 - USAF REGULAR COMMISSIONED OFFICERS BY GRADE IN WHICH SERVING
 BY CONTROL BRANCH - WORLD-WIDE - SEMI-ANNUAL -
 AS OF 31 MARCH 1978 AND 30 SEPTEMBER 1978

CONTROL BRANCH BY DATE	TOTAL	GEN	COL	LTC	MAJ	CPT	1LT	2LT
<u>31 MARCH 1978 - TOTAL</u>	<u>56,152</u>	<u>367</u>	<u>5,071</u>	<u>11,704</u>	<u>14,707</u>	<u>20,745</u>	<u>1,843</u>	<u>1,715</u>
Line	51,201	341	4,290	10,439	13,219	19,362	1,835	1,715
Chaplain	488	2	106	178	136	66	-	-
Dental	670	1	188	263	201	17	-	-
Judge Advocate	615	5	82	149	192	187	-	-
Medical Professional	848	17	267	221	262	81	-	-
Nurse	1,040	1	41	191	309	498	-	-
Medical Services	567	-	45	104	172	242	4	-
Veterinary	178	-	27	46	44	61	-	-
Bio Medical Sciences	545	-	25	113	172	231	4	-
<u>30 SEPTEMBER 1978 - TOTAL</u>	<u>56,039</u>	<u>355</u>	<u>4,901</u>	<u>11,664</u>	<u>14,694</u>	<u>20,504</u>	<u>2,133</u>	<u>1,788</u>
Line	51,209	332	4,106	10,346	13,304	19,201	2,133	1,787
Chaplain	473	1	109	179	126	58	-	-
Dental	650	1	180	274	180	15	-	-
Judge Advocate	613	5	83	151	193	181	-	-
Medical Professional	823	15	288	241	200	79	-	-
Nurse	1,014	1	41	200	303	468	-	1
Medical Services	547	-	43	116	166	222	-	-
Veterinary	172	-	27	46	44	55	-	-
Bio Medical Sciences	538	-	24	111	178	225	-	-

UNCLASSIFIED

UNCLASSIFIED

OPR: Systems Operations Division, Randolph Air Force Base, Texas
 SOURCE: Uniform Officer Record

TABLE 63 - USAF NON-REGULAR COMMISSIONED OFFICERS BY GRADE IN WHICH SERVING
 BY CONTROL BRANCH - WORLD-WIDE - SEMI-ANNUAL
 AS OF 31 MARCH 1978 AND 30 SEPTEMBER 1978

CONTROL BRANCH BY DATE	TOTAL	GEN	COL	LTC	MAJ	CPT	1LT	2LT
<u>31 MARCH 1978 - TOTAL</u>	<u>39,368</u>	<u>6</u>	<u>190</u>	<u>726</u>	<u>3,689</u>	<u>19,483</u>	<u>8,727</u>	<u>6,547</u>
Line	31,346	6	103	166	2,119	15,684	7,232	6,036
Chaplain	347	-	2	48	94	203	-	-
Dental	737	-	1	17	57	662	-	-
Judge Advocate	458	-	1	4	7	446	-	-
Medical Professional	2,293	-	77	386	1,040	789	1	-
Nurse	2,726	-	3	82	303	963	1,091	284
Medical Services	629	-	2	4	29	173	252	169
Veterinary	100	-	-	6	8	86	-	-
Bio Medical Sciences	732	-	1	13	32	477	151	58
<u>30 SEPTEMBER 1978 - TOTAL</u>	<u>39,422</u>	<u>6</u>	<u>179</u>	<u>774</u>	<u>3,616</u>	<u>19,784</u>	<u>7,304</u>	<u>7,759</u>
Line	30,780	6	92	181	2,159	15,488	5,726	7,128
Chaplain	377	-	3	47	93	233	-	1
Dental	839	-	1	16	97	723	2	-
Judge Advocate	459	-	1	3	6	449	-	-
Medical Professional	2,377	-	75	414	908	978	1	1
Nurse	2,791	-	4	89	285	1,068	1,126	219
Medical Services	602	-	2	4	27	185	185	199
Veterinary	119	-	-	6	9	103	1	-
Bio Medical Sciences	1,078	-	1	14	32	557	263	211

UNCLASSIFIED

UNCLASSIFIED

OPR: Systems Operations Division, Randolph Air Force Base, Texas
 SOURCE: Uniform Officer Record

TABLE 64 - USAF FEMALE PERSONNEL BY TYPE, BY GRADE IN WHICH SERVING
WORLD-WIDE - AS OF 30 SEPTEMBER 1978

TYPE OF PERSONNEL BY GRADE	TOTAL	WOMEN IN THE AIR FORCE	AIR FORCE NURSE CORPS	OTHER MEDICAL
<u>TOTAL</u>	<u>46,721</u>	<u>43,168</u>	<u>3,103</u>	<u>450</u>
<u>OFFICER - TOTAL</u>	6,010	2,457	3,103	450
Brigadier General	2	1	1	-
Colonel	50	4	42	4
Lieutenant Colonel.	311	42	247	22
Major	719	90	508	121
Captain	2,246	843	1,203	200
First Lieutenant.	1,397	404	936	57
Second Lieutenant	1,285	1,073	166	46
<u>AIRMEN - TOTAL</u>	<u>40,711</u>	<u>40,711</u>	-	-
Chief Master Sergeant	11	11	-	-
Senior Master Sergeant.	30	30	-	-
Master Sergeant	92	92	-	-
Technical Sergeant.	252	252	-	-
Staff Sergeant.	3,445	3,445	-	-
Sergeant.	12,524	12,524	-	-
Airman First Class.	13,149	13,149	-	-
Airman.	6,079	6,079	-	-
Airman Basic.	5,129	5,129	-	-

OPR: Systems Operations Division, Randolph Air Force Base, Texas

SOURCE: Uniform Officer Record/Uniform Airman Record

UNCLASSIFIED

TABLE 65 - USAF REGULAR OFFICERS BY YEAR GROUP (TAFCSO) BY GRADE -
AS OF 30 SEPTEMBER 1978

YEAR GROUP	TOTAL	GEN	COL	LTC	MAJ	CAPT	1LT	2LT
<u>GRAND TOTAL</u> . . .	<u>56,039</u>	<u>355</u>	<u>4,901</u>	<u>11,664</u>	<u>14,694</u>	<u>20,504</u>	<u>2,133</u>	<u>1,788</u>
Under 1 Year . . .	966	-	-	-	-	-	-	966
1.	818	-	-	-	-	-	-	818
2.	897	-	-	1	2	7	883	4
3.	907	-	-	-	4	38	865	-
4.	2,370	-	-	-	9	1,980	381	-
5.	2,348	-	-	3	33	2,311	1	-
6.	1,945	-	1	6	60	1,876	2	-
7.	3,104	-	-	16	64	3,023	1	-
8.	2,618	-	1	22	106	2,489	-	-
9.	2,842	-	1	45	174	2,622	-	-
10.	2,823	-	-	39	238	2,546	-	-
11.	3,067	-	-	85	355	2,627	-	-
12.	3,103	-	8	80	2,538	477	-	-
13.	2,648	-	8	83	2,290	267	-	-
14.	2,833	-	18	179	2,426	210	-	-
15.	2,709	-	27	265	2,403	14	-	-
16.	2,790	-	43	839	1,896	12	-	-
17.	2,544	-	83	1,831	629	1	-	-
18.	2,504	-	104	1,783	615	2	-	-
19.	2,307	-	184	1,656	466	1	-	-
20.	2,027	1	231	1,445	350	-	-	-
21.	1,288	3	256	994	35	-	-	-
22.	1,406	6	736	664	-	-	-	-
23.	1,481	18	873	590	-	-	-	-
24.	1,103	27	714	362	-	-	-	-
25.	962	38	630	294	-	-	-	-
26.	703	57	426	219	-	1	-	-
27.	433	38	278	117	-	-	-	-
28.	217	55	123	39	-	-	-	-
29.	161	46	109	6	-	-	-	-
30.	52	17	35	-	-	-	-	-
31.	14	7	7	-	-	-	-	-
32.	18	16	2	-	-	-	-	-
33.	12	10	2	-	-	-	-	-
34.	14	13	1	-	-	-	-	-
35.	2	2	-	-	-	-	-	-
36.	3	1	-	1	1	-	-	-

OPR: Systems Operations Division, Randolph Air Force Base, Texas
SOURCE: Uniform Officer Record

UNCLASSIFIED

UNCLASSIFIED

TABLE 66 - USAF NON-REGULAR OFFICERS BY YEAR GROUP (TAFCSO) BY GRADE -
AS OF 30 SEPTEMBER 1978

YEAR GROUP	TOTAL	GEN	COL	LTC	MAJ	CAPT	1LT	2LT
TOTAL.	39,422	6	179	774	3,616	19,784	7,304	7,759
Under 1 Year . .	2,608	-	-	9	36	250	318	1,995
1.	5,170	-	-	43	226	594	645	3,662
2.	4,384	-	3	90	126	689	2,715	761
3.	3,568	-	15	54	98	700	2,695	6
4.	3,208	-	9	66	99	2,289	743	2
5.	3,324	1	16	39	69	3,187	10	2
6.	3,064	-	16	25	58	2,963	2	-
7.	4,030	-	15	30	162	2,324	170	1,329
8.	1,757	2	7	28	55	1,665	-	-
9.	1,559	-	10	17	66	1,466	-	-
10.	1,583	-	11	17	77	1,470	6	2
11.	2,093	-	9	27	102	1,955	-	-
12.	608	1	8	28	355	216	-	-
13.	216	-	8	15	180	13	-	-
14.	492	1	9	19	460	3	-	-
15.	636	-	11	28	597	-	-	-
16.	524	-	8	53	463	-	-	-
17.	239	-	5	69	165	-	-	-
18.	175	-	6	43	126	-	-	-
19.	146	-	7	54	85	-	-	-
20.	32	-	2	19	11	-	-	-
21.	3	-	2	1	-	-	-	-
22.	1	-	1	-	-	-	-	-
23.	2	1	1	-	-	-	-	-
24.	-	-	-	-	-	-	-	-
25.	-	-	-	-	-	-	-	-

OPR: Systems Operations Division, Randolph Air Force Base, Texas
SOURCE: Uniform Officer Record

UNCLASSIFIED

UNCLASSIFIED

TABLE 67 - USAF MILITARY PERSONNEL DUTY LOCATION STRENGTH BY STATE,
IN THE UNITED STATES - ANNUALLY - FISCAL YEAR 1978

STATE	30 SEP 78	STATE	30 SEP 78
<u>TOTAL</u>	<u>436,581</u>		
Alabama	4,825	Nebraska	11,789
Alaska	10,149	Nevada	8,293
Arkansas	9,196	New Hampshire	3,674
Arizona	16,829	New Jersey	5,138
California	53,191	New Mexico	13,976
Colorado	14,018	New York	9,413
Connecticut	94	North Carolina	8,864
Delaware	4,934	North Dakota	11,368
District of Columbia	2,903	Ohio	9,896
Florida	31,308	Oklahoma	9,122
Georgia	7,568	Oregon	686
Hawaii	5,942	Pennsylvania	417
Idaho	4,523	Rhode Island	55
Illinois	12,546	South Carolina	12,968
Indiana	2,564	South Dakota	6,177
Iowa	65	Tennessee	253
Kansas	3,976	Texas	54,207
Kentucky	251	Utah	4,604
Louisiana	9,173	Vermont	131
Maine	3,783	Virginia	13,838
Maryland	7,767	Washington	9,559
Massachusetts	2,301	West Virginia	46
Michigan	7,578	Wisconsin	129
Minnesota	1,414	Wyoming	3,742
Mississippi	12,714		
Missouri	3,598		
Montana	5,026		

Transients are included in state figures/totals.

Strengths reflected in these tables are by operating location and are not in agreement with location strengths based on assignment.

OPERATING LOCATION: A permanent duty station of an individual. A station is considered permanent if the orders specify a period of 3 months or longer. If no period is specified, the duty station is considered permanent. Official military strengths may be found in other tables in this section.

OPR: Systems Operations Division, Randolph Air Force Base, Texas

SOURCE: USAF Military and Civilian Strength by Unit RCS: HAF-DPX(0) 7402

UNCLASSIFIED

TABLE 68 - USAF MILITARY PERSONNEL DUTY LOCATION STRENGTHS BY COUNTRY,
OVERSEAS - END OF FISCAL YEAR 1978

COUNTRY	30 SEP 78	COUNTRY	30 SEP 78
TOTAL	128,744		
Afghanistan	2	Kenya	13
Antique	2	Korea, Republic of	7,868
Argentina	4	Kuwait	1
Australia	256		
Austria	8	Lebanon	6
		Liberia	2
Bahama Islands	2		
Belgium	607	Malay	2
Bolivia	3	Mexico	3
Brazil	5	Morocco	6
Bulgaria	2		
Burma	2	Netherlands	1,561
		Netherlands Antille	1
Canal Zone	1,787	New Zealand	11
Canada	258	Nicaragua	1
Chile	4	Norway	115
Columbia	3	Nigeria	2
Cuba	2	Pakistan	9
Cyprus	1	Panama	2
Czechoslovakia	3	Paraguay	1
		Peru	8
Denmark	13	Philippine Islands	8,015
Dominican Republic	1	Poland	4
		Portugal	970
Ecuador	5	Puerto Rico	43
El Salvador	4		
		Romania	3
Finland	8		
France	15	Samoa, American	1
		Saudia Arabia	125
Germany, Federal Republic of	33,468	Sevchelles Islands	3
Greece	2,314	Singapore	6
Greenland	201	South Africa, Republic of	7
Guam	3,742	Spain	5,271
Guatemala	1	St Helena	25
		Sudan	1
Haiti	1	Sweden	5
Honduras	7	Switzerland	12
Hong Kong	6		
Hungary	1	Taiwan	357
		Thailand	22
Iceland	1,125	Trust Territories of the Pacific	82
India	3	Tunisia	1
Indonesia	14	Turkey	3,741
Iran	341		
Ireland	8	United Arab Republic	6
Israel	10	United Kingdom	19,771
Italy	4,008	Uruguay	1
		United Soviet Socialist Republic	7
Japan	14,042		
Johnston Island	29	Venezuela	11
Jordan	4	Virgin Islands	3

UNCLASSIFIED

TABLE 68 — USAF MILITARY PERSONNEL DUTY LOCATION STRENGTHS BY COUNTRY,
OVERSEAS — END OF FISCAL YEAR 1978 (CONTINUED)

COUNTRY	30 SEP 78
Wake Island	7
West Berlin	992
Yugoslavia	5
Zaire	5
Unknown	23
Transients	17,195

Strengths reflected in these tables are by operating location and are not in agreement with location strengths based on assignment.

OPERATING LOCATION: A permanent duty station of an individual. A station is considered permanent if the orders specify a period of 3 months or longer. If no period is specified, the duty station is considered permanent. Other military personnel strengths may be found in other tables in this section.

OPR: Systems Operations Division, Randolph Air Force Base, Texas
SOURCE: USAF Military and Civilian Strength by Unit RCS: HAF-DPX(O) 7402

UNCLASSIFIED

UNCLASSIFIED

TABLE 69 - USAF ENLISTED FORCE AGE BY GRADE - AS OF 30 SEPTEMBER 1978

AGE	TOTAL	CMS	SMS	MSG	TSG	SSG	SGT	A1C	AMN	AB
17	4	-	-	-	-	-	-	-	-	4
18	895	-	-	-	-	-	-	-	160	735
19	14,868	-	-	-	-	-	-	518	2,515	11,835
20	31,320	-	-	-	-	-	26	13,728	9,847	7,719
21	38,642	-	-	-	-	1	1,003	26,617	7,191	3,830
22	42,469	-	-	-	1	50	12,799	22,849	4,467	2,303
23	38,493	-	-	-	3	611	20,139	13,630	2,587	1,523
24	33,745	-	-	1	3	2,296	20,211	8,430	1,775	1,029
25	29,152	-	-	1	7	4,859	16,555	5,782	1,211	737
26	25,800	-	-	1	23	8,292	12,427	3,741	766	550
27	22,941	-	-	7	64	10,696	8,897	2,453	493	331
28	19,365	-	-	10	171	10,998	5,944	1,633	380	229
29	16,293	-	-	15	648	10,824	3,435	988	264	119
30	16,298	-	-	48	1,459	12,021	2,138	597	31	4
31	14,977	-	3	111	2,724	10,637	1,309	188	2	3
32	14,627	-	4	349	4,501	8,931	824	17	-	1
33	11,994	-	10	608	5,023	5,910	428	14	1	-
34	9,169	-	29	886	4,498	3,576	175	3	1	1
35	9,506	2	89	1,544	5,121	2,684	61	3	-	2
36	11,399	10	259	3,007	5,942	2,150	27	3	1	-
37	12,078	23	418	3,943	6,037	1,623	28	4	1	1
38	10,608	51	574	3,915	4,874	1,171	21	2	-	-
39	9,278	83	716	3,735	3,833	888	22	1	-	-
40	7,566	132	755	3,452	2,660	553	13	1	-	-
41	6,201	202	868	2,977	1,806	342	6	-	-	-
42	5,325	336	991	2,568	1,161	258	9	2	-	-
43	4,385	420	1,059	2,054	678	170	4	-	-	-
44	3,436	437	917	1,564	421	95	2	-	-	-
45	2,762	527	818	1,119	230	65	3	-	-	-
46	1,923	565	599	582	137	38	2	-	-	-
47	1,475	563	482	311	92	25	2	-	-	-
48	1,047	489	330	154	60	14	-	-	-	-
49	734	366	213	111	32	10	2	-	-	-
50	424	226	110	66	18	4	-	-	-	-
51	243	116	56	51	13	6	1	-	-	-
52	149	64	40	36	6	3	-	-	-	-
53	110	38	23	28	11	10	-	-	-	-
54	62	21	14	15	8	4	-	-	-	-
55	90	34	15	31	6	4	-	-	-	-
TOTAL FORCE	469,853	4,705	9,392	33,306	52,271	99,819	106,516	101,201	31,693	30,956
AVG AGE	27.7	45.6	42.4	38.3	35.8	29.9	24.9	22.4	21.5	20.5

OPR: Systems Operations Division, Randolph Air Force Base, Texas
 SOURCE: Uniform Airmen Record

TABLE 70 - USAF OFFICERS BY SEX, BY ETHNIC GROUP, BY GRADE
WORLD-WIDE - AS OF 30 SEPTEMBER 1978

SEX	ETHNIC GROUP	TOTAL	GEN	COL	LTC	MAJ	CAPT	1LT	2LT	WO
<u>TOTAL.</u>		<u>95,463</u>	<u>361</u>	<u>5,080</u>	<u>12,438</u>	<u>18,310</u>	<u>40,288</u>	<u>9,437</u>	<u>9,547</u>	<u>2</u>
<u>FEMALE.</u>		<u>6,010</u>	<u>2</u>	<u>50</u>	<u>311</u>	<u>719</u>	<u>2,246</u>	<u>1,397</u>	<u>1,285</u>	-
	Aleut.	-	-	-	-	-	-	-	-	-
	American Indian.	22	-	-	-	4	7	6	5	-
	Asian American	26	-	-	2	3	14	4	3	-
	Chinese.	15	-	-	-	3	5	4	3	-
	Cuban Descent.	3	-	-	-	-	3	-	-	-
	Eskimo	-	-	-	-	-	-	-	-	-
	Filipino	55	-	-	1	37	10	5	2	-
	Japanese	13	-	-	-	4	2	3	4	-
	Korean	5	-	-	-	3	1	-	1	-
	Mexican American	37	-	1	-	6	16	8	6	-
	None	4,362	1	41	224	489	1,693	1,057	857	-
	Other.	916	1	8	77	151	420	170	89	-
	Puerto Rican	41	-	-	4	2	16	9	10	-
	Spanish Descent.	20	-	-	3	2	5	7	3	-
	Unknown.	495	-	-	-	15	54	124	302	-
<u>MALE.</u>		<u>89,453</u>	<u>359</u>	<u>5,030</u>	<u>12,127</u>	<u>17,591</u>	<u>38,042</u>	<u>8,040</u>	<u>8,262</u>	<u>2</u>
	Aleut.	5	-	-	1	-	3	-	1	-
	American Indian.	432	-	23	50	90	193	36	40	-
	Asian American	239	-	7	20	36	120	22	34	-
	Chinese.	130	1	8	12	18	67	13	11	-
	Cuban Descent.	52	-	1	1	7	19	12	12	-
	Eskimo	12	-	-	1	2	5	2	2	-
	Filipino	197	-	1	29	65	57	18	27	-
	Japanese	265	-	12	37	61	111	20	24	-
	Korean	30	-	1	3	9	9	4	4	-
	Mexican American	438	-	9	34	72	214	66	43	-
	None	67,738	231	3,309	8,549	12,920	29,844	6,501	6,382	2
	Other.	17,468	126	1,627	3,266	4,086	6,785	1,110	468	-
	Puerto Rican	282	-	5	29	40	112	38	58	-
	Spanish Descent.	311	-	9	36	68	120	33	45	-
	Unknown.	1,854	1	18	59	117	383	165	1,111	-

OPR: Systems Operations Division, Randolph Air Force Base, Texas
SOURCE: Uniform Airmen Record

UNCLASSIFIED

UNCLASSIFIED

TABLE 7I - USAF REGULAR OFFICERS BY SOURCE OF COMMISSION, BY RACE,
BY GRADE - AS OF 30 SEPTEMBER 1978

SOURCE OF COMMISSION	RACE	TOTALS	GEN	COL	LTC	MAJ	CPT	1LT	2LT	WO
<u>TOTAL</u>		<u>56,041</u>	<u>355</u>	<u>4,901</u>	<u>11,664</u>	<u>14,694</u>	<u>20,504</u>	<u>2,133</u>	<u>1,788</u>	<u>2</u>
Citizen Mil Tng Corp		1	-	-	-	1	-	-	-	-
	Caucasian	1	-	-	-	1	-	-	-	-
	Black	-	-	-	-	-	-	-	-	-
	Other	-	-	-	-	-	-	-	-	-
Direct Appointment - Civ		3,396	24	705	1,057	855	755	-	-	-
	Caucasian	2,246	24	681	1,015	818	708	-	-	-
	Black	115	-	17	32	29	37	-	-	-
	Other	35	-	7	10	8	10	-	-	-
Direct Appointment - Mil		329	7	78	103	86	55	-	-	-
	Caucasian	318	7	75	96	85	55	-	-	-
	Black	9	-	2	7	-	-	-	-	-
	Other	2	-	1	-	1	-	-	-	-
Flying Training		4,950	123	1,331	2,335	1,113	48	-	-	-
	Caucasian	4,875	120	1,307	2,306	1,096	46	-	-	-
	Black	48	2	15	18	11	2	-	-	-
	Other	27	1	9	11	6	-	-	-	-
Officer Candidate School		998	13	194	567	212	12	-	-	-
	Caucasian	971	12	186	551	211	11	-	-	-
	Black	19	1	8	8	1	1	-	-	-
	Other	8	-	-	8	-	-	-	-	-
Officer Training School		13,736	1	4	694	4,781	8,052	204	-	-
	Caucasian	13,301	1	4	679	4,654	7,769	194	-	-
	Black	347	-	-	14	95	230	8	-	-
	Other	88	-	-	1	32	53	2	-	-
Reserve Officer Training Corps		22,386	75	2,099	5,914	6,338	7,649	311	-	-
	Caucasian	21,719	70	2,047	5,767	6,123	7,408	304	-	-
	Black	465	5	32	96	147	179	6	-	-
	Other	202	-	20	51	68	62	1	-	-

UNCLASSIFIED

UNCLASSIFIED

TABLE 7I - USAF REGULAR OFFICERS BY SOURCE OF COMMISSION, BY RACE,
BY GRADE - AS OF 30 SEPTEMBER 1978 (CONTINUED)

SOURCE OF COMMISSION	RACE	TOTALS	GEN	COL	LTC	MAJ	CPT	1LT	2LT	WO
US Air Force Academy		8,856	-	54	503	1,127	3,796	1,593	1,783	-
	Caucasian.	8,602	-	53	500	1,111	3,732	1,519	1,687	-
	Black.	152	-	-	-	3	47	45	57	-
	Other.	102	-	1	3	13	17	29	39	-
US Military Academy.		812	86	223	243	106	130	24	-	-
	Caucasian.	806	86	223	242	105	128	22	-	-
	Black.	6	-	-	1	1	2	2	-	-
	Other.	-	-	-	-	-	-	-	-	-
US Naval Academy		574	26	213	248	74	7	1	5	-
	Caucasian.	573	26	213	247	74	7	1	5	-
	Black.	-	-	-	-	-	-	-	-	-
	Other.	1	-	-	1	-	-	-	-	-
Health Professional Scholarship Program.		1	-	-	-	1	-	-	-	-
	Caucasian.	1	-	-	-	-	-	-	-	-
	Black.	-	-	-	-	-	-	-	-	-
	Other.	-	-	-	-	-	-	-	-	-
Warrant Officer.		2	-	-	-	-	-	-	-	2
	Caucasian.	2	-	-	-	-	-	-	-	2
	Black.	-	-	-	-	-	-	-	-	-
	Other.	-	-	-	-	-	-	-	-	-

UNCLASSIFIED

UNCLASSIFIED

OPR: Systems Operations Division, Randolph Air Force Base, Texas
SOURCE: Uniform Officer Record

TABLE 72 -- USAF NON-REGULAR OFFICERS BY SOURCE OF COMMISSION, BY RACE, —
BY GRADE — AS OF 30 SEPTEMBER 1978

SOURCE OF COMMISSION	RACE	TOTALS	GEN	COL	LTC	MAJ	CPT	1LT	2LT	WO
TOTAL		<u>39,422</u>	<u>6</u>	<u>179</u>	<u>774</u>	<u>3,616</u>	<u>19,784</u>	<u>7,304</u>	<u>7,759</u>	-
Citizen Mil Tng Corp.		1	-	-	-	-	1	-	-	-
	Caucasian	1	-	-	-	-	1	-	-	-
	Black	-	-	-	-	-	-	-	-	-
	Other	-	-	-	-	-	-	-	-	-
Direct Appointment - Civilian		<u>7,041</u>	-	<u>98</u>	<u>583</u>	<u>1,276</u>	<u>3,370</u>	<u>1,344</u>	<u>370</u>	-
	Caucasian	<u>6,266</u>	-	<u>94</u>	<u>533</u>	<u>1,025</u>	<u>3,047</u>	<u>1,223</u>	<u>344</u>	-
	Black	390	-	1	13	50	203	99	24	-
	Other	385	-	3	37	201	120	22	2	-
Direct Appointment - Military		<u>526</u>	<u>2</u>	<u>23</u>	<u>17</u>	<u>29</u>	<u>170</u>	<u>119</u>	<u>166</u>	-
	Caucasian	<u>503</u>	<u>2</u>	<u>23</u>	<u>17</u>	<u>29</u>	<u>162</u>	<u>116</u>	<u>154</u>	-
	Black	18	-	-	-	-	6	2	10	-
	Other	5	-	-	-	-	2	1	2	-
Flying Training		<u>379</u>	<u>2</u>	<u>22</u>	<u>77</u>	<u>268</u>	<u>10</u>	-	-	-
	Caucasian	<u>373</u>	<u>2</u>	<u>22</u>	<u>75</u>	<u>264</u>	<u>10</u>	-	-	-
	Black	3	-	-	2	1	-	-	-	-
	Other	3	-	-	-	3	-	-	-	-
Officer Candidate School.		<u>53</u>	-	<u>4</u>	<u>5</u>	<u>21</u>	<u>16</u>	<u>6</u>	<u>1</u>	-
	Caucasian	<u>50</u>	-	<u>4</u>	<u>5</u>	<u>19</u>	<u>15</u>	<u>6</u>	<u>1</u>	-
	Black	2	-	-	-	1	1	-	-	-
	Other	1	-	-	-	1	-	-	-	-
Officer Training School		<u>13,074</u>	-	<u>2</u>	<u>11</u>	<u>1,078</u>	<u>8,020</u>	<u>1,738</u>	<u>2,225</u>	-
	Caucasian	<u>12,207</u>	-	<u>2</u>	<u>11</u>	<u>1,009</u>	<u>7,632</u>	<u>1,547</u>	<u>2,006</u>	-
	Black	702	-	-	-	56	307	163	176	-
	Other	165	-	-	-	13	81	28	43	-
Reserve Officer Training Corp		<u>18,167</u>	<u>1</u>	<u>28</u>	<u>75</u>	<u>932</u>	<u>8,125</u>	<u>4,039</u>	<u>4,967</u>	-
	Caucasian	<u>16,697</u>	<u>1</u>	<u>27</u>	<u>70</u>	<u>859</u>	<u>7,697</u>	<u>3,722</u>	<u>4,321</u>	-
	Black	1,183	-	1	3	66	308	270	535	-
	Other	287	-	-	2	7	120	47	111	-

UNCLASSIFIED

UNCLASSIFIED

TABLE 72 - USAF NON-REGULAR OFFICERS BY SOURCE OF COMMISSION, BY RACE -
BY GRADE - AS OF 30 SEPTEMBER 1978 (CONTINUED)

SOURCE OF COMMISSION	RACE	TOTALS	GEN	COL	LTC	MAJ	CPT	1LT	2LT	WO
Thomasson Act	Caucasian	1	-	-	-	1	-	-	-	-
	Black	1	-	-	-	1	-	-	-	-
	Other	-	-	-	-	-	-	-	-	-
US Air Force Academy	Caucasian	142	-	-	2	3	51	56	30	-
	Black	133	-	-	2	3	48	52	28	-
	Other	2	-	-	-	-	-	2	-	-
US Military Academy	Caucasian	7	-	-	-	-	3	2	2	-
	Black	12	1	-	1	6	4	-	-	-
	Other	12	1	-	1	6	4	-	-	-
US Naval Academy	Caucasian	-	-	-	-	-	-	-	-	-
	Black	4	-	1	2	1	-	-	-	-
	Other	4	-	1	2	1	-	-	-	-
Health Professional Scholarship Program	Caucasian	-	-	-	-	-	-	-	-	-
	Black	22	-	1	1	1	17	2	-	-
	Other	19	-	-	-	-	15	2	-	-
Warrant Officer	Caucasian	3	-	-	-	1	2	-	-	-
	Black	-	-	-	-	-	-	-	-	-
	Other	-	-	-	-	-	-	-	-	-

OPR: Systems Operations Division, Randolph Air Force Base, Texas
SOURCE: Uniform Officer Record

UNCLASSIFIED

UNCLASSIFIED

TABLE 73 - USAF OFFICERS BY MARITAL STATUS AND GRADE -
AS OF 30 SEPTEMBER 1978

MARITAL STATUS	TOTAL	GEN	COL	LTC	MAJ	CPT	1LT	2LT	WO
<u>TOTAL</u>	<u>95,463</u>	<u>361</u>	<u>5,080</u>	<u>12,438</u>	<u>18,310</u>	<u>40,288</u>	<u>9,437</u>	<u>9,547</u>	<u>2</u>
Annulled.	4	-	-	-	1	1	-	2	-
Divorced.	2,925	-	79	326	644	1,421	284	171	-
Interlocutory	1	-	-	-	1	-	-	-	-
Legally Separated .	65	-	5	16	12	22	7	3	-
Married	77,738	356	4,859	11,611	16,603	33,663	6,047	4,597	2
Single.	14,606	3	119	449	1,022	5,144	3,096	4,773	-
Widowed	124	2	18	36	27	37	3	1	-

UNCLASSIFIED

UNCLASSIFIED

OPR: Systems Operations Division, Randolph Air Force Base, Texas
SOURCE: Uniform Officer Record

UNCLASSIFIED

TABLE 74 - USAF OFFICERS BY AERONAUTICAL RATING, ON FLYING STATUS -
 BY GRADE IN WHICH SERVING - WORLD-WIDE -
 AT END OF QUARTER - FISCAL YEAR 1978

AERONAUTICAL RATING AND GRADE	31 DEC 77	31 MAR 78	30 JUN 78	30 SEP 78
<u>a/PILOT - TOTAL</u>	<u>30,013</u>	<u>29,699</u>	<u>29,315</u>	<u>28,626</u>
General	269	275	270	269
Colonel	2,613	2,617	2,607	2,471
Lieutenant Colonel	4,286	4,217	4,167	4,090
Major	4,537	4,536	4,578	4,594
Captain	13,866	13,562	13,666	13,161
First Lieutenant	2,917	2,742	2,725	2,498
Second Lieutenant	1,525	1,750	1,302	1,543
Warrant Officer	-	-	-	-
<u>a/NAVIGATOR/OBSERVER - TOTAL</u>	<u>12,962</u>	<u>12,878</u>	<u>12,727</u>	<u>12,458</u>
General	9	10	11	11
Colonel	597	588	590	583
Lieutenant Colonel	2,430	2,444	2,440	2,343
Major	2,544	2,450	2,383	2,310
Captain	4,894	4,924	5,082	5,107
First Lieutenant	1,678	1,600	1,401	1,238
Second Lieutenant	810	862	820	866
Warrant Officer	-	-	-	-
<u>a/FLIGHT SURGEON - TOTAL</u>	<u>648</u>	<u>674</u>	<u>693</u>	<u>674</u>
General	2	1	1	1
Colonel	182	188	199	194
Lieutenant Colonel	213	224	243	247
Major	167	167	164	146
Captain	84	94	86	86
First Lieutenant	-	-	-	-
Second Lieutenant	-	-	-	-
Warrant Officer	-	-	-	-

OPR: Systems Operations Division, Randolph Air Force Base, Texas
 SOURCE: Uniform Officer Record

a/ Figures based on CURR-AVN-SVC-CD, also includes Officer Pilot and Navigator Trainees

UNCLASSIFIED

TABLE 75 - USAF OFFICERS BY AERONAUTICAL RATING STATUS - WORLD-WIDE -
AT END OF QUARTER - FISCAL YEAR 1978

RATING AND DESIGNATION	31 DECEMBER 1977	31 MARCH 1978	30 JUNE 1978	30 SEPTEMBER 1978
<u>a/RATED - TOTAL</u>	<u>43,623</u>	<u>43,251</u>	<u>42,737</u>	<u>41,758</u>
<u>Pilot - Total</u>	<u>30,013</u>	<u>29,699</u>	<u>29,317</u>	<u>28,626</u>
Command	7,064	6,872	6,726	6,502
Senior	8,505	8,804	8,942	9,100
Pilot	14,444	14,023	13,649	13,024
<u>Navigator - Total</u>	<u>12,924</u>	<u>12,843</u>	<u>12,697</u>	<u>12,432</u>
Master	3,739	3,664	3,639	3,523
Senior	2,763	2,776	2,774	2,771
Navigator	6,422	6,403	6,284	6,138
<u>Aircraft Observer - Total</u>	<u>38</u>	<u>35</u>	<u>30</u>	<u>26</u>
Master	34	32	29	25
Senior	3	3	1	1
Aircraft Observer	1	-	-	-
<u>Flight Surgeon - Total</u>	<u>648</u>	<u>674</u>	<u>693</u>	<u>674</u>
Chief	42	42	37	34
Senior	75	79	79	81
Flight Surgeon	531	553	577	559

a/ Rates officers in Flying Status 1, 3, and 6.

OPR: Systems Operations Division, Randolph Air Force Base, Texas
SOURCE: Uniform Officer Record

UNCLASSIFIED

TABLE 76 - USAF OFFICERS BY AERONAUTICAL RATING ON FLYING STATUS, BY
COMMAND - WORLD-WIDE - AS OF 30 SEPTEMBER 1978

COMMAND	TOTAL	a/ PILOTS	NAVIGATORS/ a/ OBSERVERS	FLIGHT SURGEON
<u>TOTAL</u>	<u>41,758</u>	<u>28,626</u>	<u>12,458</u>	<u>674</u>
<u>PERMANENT PARTY - TOTAL</u>	<u>38,180</u>	<u>26,125</u>	<u>11,486</u>	<u>569</u>
<u>Continental US - Total</u>	<u>30,949</u>	<u>21,351</u>	<u>9,146</u>	<u>452</u>
Aerospace Defense Command.	920	761	149	10
Air Intelligence Service	22	18	4	-
Air Force Accounting and Finance Center.	10	4	6	-
Air Force Audit Agency	27	18	9	-
Air Force Inspection and Safety Center	101	83	15	3
Air Force Engineering Services Agency	14	10	4	-
Air Force Communications Service	217	174	43	-
Air Force Logistics Command. Air Force Manpower and Personnel Center.	543	358	153	32
Air Force Office of Special Investigation	122	82	36	4
Air Force Systems Command. Air Force Test and Evalua- tion Center, HQ	4	2	2	-
Air Force Test and Evalua- tion Center, HQ	1,918	1,342	487	89
Air Training Command	98	65	33	-
Air Force Reserve.	3,755	3,124	571	60
Headquarters US Air Force. Military Airlift Command	57	43	14	-
Strategic Air Command.	755	573	180	2
Tactical Air Command	6,054	4,446	1,534	74
United States Air Force Academy	8,832	4,850	3,910	72
USAF Security Service.	6,372	4,643	1,644	85
United States Air Force in Europe.	335	248	76	11
AF Element Other Activities. <u>Overseas - Total</u>	101	40	61	-
Aerospace Defense Command.	6	6	-	-
Air Intelligence Service	599	395	194	10
Air Force Audit Agency	81	56	25	-
Air Force Engineering Services Agency	2	2	-	-
Air Force Communications Service	2	2	-	-
	1	-	1	-
	69	58	11	-

UNCLASSIFIED

TABLE 76 -- USAF OFFICERS BY AERONAUTICAL RATING ON FLYING STATUS, BY
COMMAND -- WORLD-WIDE -- AS OF 30 SEPTEMBER 1978 (CONTINUED)

COMMAND	TOTAL	a/ PILOTS	a/ NAVIGATORS/ OBSERVERS	FLIGHT SURGEON
Air Force Logistics Command.	9	7	2	-
Air Force Systems Command. .	109	79	30	-
Air Force Test and Evalua- tion Center, HQ	1	1	-	-
Air Training Command	10	7	3	-
Military Airlift Command . . .	1,055	810	245	-
Strategic Air Command.	504	251	251	2
Tactical Air Command	86	73	10	3
United States Air Force Academy	1	1	-	-
USAF Security Service.	29	20	9	-
Alaskan Air Command.	274	187	81	6
Pacific Air Forces	1,397	878	485	34
United States Air Force in Europe.	2,834	1,733	1,030	71
AF Element Other Activities.	767	609	157	1
<u>Pipeline - Total</u>	<u>3,578</u>	<u>2,501</u>	<u>972</u>	<u>105</u>
<u>Unknown - TOTAL.</u>	<u>87</u>	<u>66</u>	<u>21</u>	

OPR: Systems Operations Division, Randolph Air Force Base, Texas
SOURCE: Uniform Officer Record

TABLE 77 - USAF OFFICERS ON FLYING STATUS BY AERONAUTICAL RATING,
BY AGE - WORLD-WIDE - AS OF 30 SEPTEMBER 1978

AGE GROUP	TOTAL	PILOT ^{a/}	NAVIGATORS ^{a/} & OBSERVERS	FLIGHT SURGEONS
<u>TOTAL.</u>	<u>41,757</u>	<u>28,626</u>	<u>12,458</u>	<u>673</u>
20 Thru 24 - TOTAL	2,554	1,799	755	-
25 Thru 29 - TOTAL	10,272	6,970	3,257	45
30 Thru 34 - TOTAL	11,092	7,993	2,936	163
35 Thru 39 - TOTAL	7,429	5,055	2,249	125
40 Thru 44 - TOTAL	5,997	3,503	2,325	169
45 Thru 49 - TOTAL	3,643	2,721	812	110
50 Thru 54 - TOTAL	684	525	116	43
55 Thru 59 - TOTAL	85	60	7	18
60 and Older - TOTAL	1	-	1	-

a/ Figures based on CURR-AVN-SVC-CD and includes Pilot and Navigator Trainees.

OPR: Systems Operations Division, Randolph Air Force Base, Texas
SOURCE: Uniform Officer Record

UNCLASSIFIED

UNCLASSIFIED

TABLE 78 - ASSIGNED USAF OFFICERS BY OCCUPATIONAL FIELD BASED ON DUTY SPECIALTY - WORLD-WIDE - AS OF 30 SEPTEMBER 1978

OCCUPATIONAL FIELD	ASSIGNED		
	TOTAL	PERMANENT PARTY	STUDENTS
TOTAL	95,462	87,606	7,856
General Officer	530	530	0
Commander & Director Specialties	4,086	3,187	899
Pilot & Navigator Observe.	29,653	28,485	1,168
Aircraft Control	485	438	47
Weapons Director	1,591	1,500	91
Missile Operations	3,070	3,021	49
Pilot Trainees	1,688	1	1,687
Space Systems	466	462	4
Special Operations	-	-	-
Audio-Visual	98	98	-
Weather	1,377	1,229	148
Scientific	1,277	1,136	141
Acquisition Program Management	1,661	1,642	19
Development Engineering	4,459	4,187	272
Program Management	167	167	-
Communications-Electronics	3,185	2,871	314
Missile Maintenance	514	500	14
Aircraft Maintenance/Avionics	3,814	3,624	190
Navigator Trainees	460	1	459
Civil Engineering	1,897	1,816	81
Cartography	72	71	1
Transportation	937	914	23
Supply Services	333	331	2
Fuels Management	-	-	-
Supply Management	1,510	1,474	36
Procurement Management	1,457	1,383	74
Logistics Plans and Programs	980	939	41
Financial	1,245	1,227	18
Computer Technology	2,408	2,311	97
Management Analysis	179	179	-
Administration	2,337	2,321	16
Personnel	1,940	1,921	19
Manpower Management	592	579	13
Education & Training	637	614	23
Information	532	510	22
Intelligence	2,475	2,322	153
Security Police	1,025	1,005	20
Special Investigations	504	494	10
Band	32	32	-
Legal	1,096	1,083	13
Chaplain	843	836	7
Medical	11,358	9,985	1,373
Special Duty	1,735	1,676	59
Social Actions Officer	192	192	-
International Politico Military Affairs	170	155	15
Open Mess Management	-	-	-
Disaster Preparedness	118	118	-
Unalloted	18	18	-
Nuclear Weapons Custodian	15	15	-
Other	244	6	238

OPR: Systems Operations Division, Randolph Air Force Base, Texas
 SOURCE: Uniform Officer Record

TABLE 79 - USAF OFFICERS BY GRADE, BY EDUCATIONAL LEVEL - WORLD-WIDE -
AS OF 30 SEPTEMBER 1978

UNCLASSIFIED

UNCLASSIFIED

EDUCATION LEVEL	TOTAL	GEN	COL	LTC	MAJ	CPT	1LT	2LT	WO
TOTAL	<u>95,458</u>	<u>361</u>	<u>5,080</u>	<u>12,436</u>	<u>18,308</u>	<u>40,287</u>	<u>9,437</u>	<u>9,547</u>	<u>2</u>
High-School - GED.	6	-	2	2	2	-	-	-	-
High-School - Civilian Certificate	2	-	2	-	-	-	-	-	-
High-School - Diploma.	342	3	71	127	137	2	-	-	2
Less than 1 year college	64	1	10	21	32	-	-	-	-
1 year, less than 2 years college.	313	3	49	118	139	4	-	-	-
2 years post-secondary occupational certificate (Jr Col/Comm Coll/Tech Institute)	3	-	-	2	1	-	-	-	-
Associate Degree	155	-	6	15	14	40	76	4	-
2 years college, no Associate Degree	478	14	105	179	131	43	6	-	-
Registered Nurse	1,528	-	5	99	244	712	378	90	-
3 years college, no degree	310	6	48	101	124	26	5	-	-
4 years college, no degree	100	2	12	32	46	5	1	2	-
Bachelor's Degree.	44,557	56	1,390	3,720	4,915	18,532	7,278	8,666	-
Bachelor's plus, no graduate degree.	5,621	4	143	441	1,125	3,241	550	117	-
Master's Degree.	31,035	226	2,251	5,569	8,769	13,056	778	386	-
Master's plus, no Doctorate Degree	626	5	61	147	213	185	14	1	-
Doctorate (except Honorary and Professional Degrees).	1,287	16	139	444	395	280	12	1	-
1st Professional Degree.	5,070	18	446	790	1,201	2,512	74	29	-
2nd Professional Degree.	1,637	7	325	541	529	232	2	1	-
3rd Professional Degree.	80	-	11	35	26	7	-	1	-
AFIT Bachelor Program.	78	-	-	1	19	54	4	-	-
AFIT Masters Program	838	-	1	1	52	652	49	83	-
AFIT Doctorate Program	593	-	3	22	92	349	86	41	-
Unknown.	735	-	-	29	102	355	124	125	-

OPR: Systems Operations Division, Randolph Air Force Base, Texas
SOURCE: Uniform Officer Record

TABLE 80 -- USAF ACTIVE MILITARY PERSONNEL BY GRADE TO WHICH PROMOTED -- WORLD-WIDE --
 FY 1975-FY 1976 (WITH TRANSITION QUARTER) FY 1977 AND THROUGH FY 1978

GRADE TO WHICH PROMOTED	FISCAL YEARS AND TRANSITION QUARTER				
	1975	1976	TQ	1977	1978
<u>TOTAL</u>	<u>81,023</u>	<u>87,053</u>	<u>25,756</u>	<u>96,934</u>	<u>86,123</u>
Chief Master Sergeant (E-9)	1,005	1,151	272	984	1,011
Senior Master Sergeant (E-8)	2,806	2,665	822	2,591	2,750
Master Sergeant (E-7)	8,630	7,347	2,317	9,414	7,051
Technical Sergeant (E-6)	11,939	10,696	3,392	11,728	10,688
Staff Sergeant (E-5)	13,125	12,450	4,104	21,937	21,839
Sergeant (E-4)	43,518	52,744	14,849	50,280	42,784

UNCLASSIFIED

UNCLASSIFIED

OPR: Systems Operations Division, Randolph Air Force Base, Texas
 SOURCE: Uniform Airmen Record

UNCLASSIFIED

TABLE 81 - GAINS AND LOSSES OF USAF OFFICERS TO THE ACTIVE MILITARY STRENGTH -
WORLD-WIDE - FISCAL YEAR 1978

ITEM DESCRIPTION	TOTAL	COMMISSIONED OFFICERS			WARRANT OFFICERS	
		MALE	WAF	AFN/MS	MALE	WAF
GAINS						
TOTAL	7,163	5,687	800	676	-	-
ADN TITLE						
B30 Mobilization.	3	3	-	-	-	-
001 To EAD from AFRES (Initial tour).	4,007	2,945	449	613	-	-
002 To EAD from AFRES (Second or subsequent tour)	172	139	10	23	-	-
003 To EAD from ANG (Initial tour).	5	5	-	-	-	-
004 To EAD from ANG (Second or subsequent tour)	26	26	-	-	-	-
006 Commissioned in Regular Air Force	2	2	-	-	-	-
007 Commissioned from USMA, USN or USAFA.	966	965	-	1	-	-
012 Commissioned officer from enlisted status (initial tour)	327	288	4	35	-	-
013 Commissioned officer from enlisted status (second or subsequent EAD tour in commissioned status)	3	3	-	-	-	-
017 Transfer from Army or Navy.	21	16	2	3	-	-
018 Commissioned from OTS through AECP.	23	22	1	-	-	-
019 Commissioned from OTS (not AECP).	1,518	1,194	324	-	-	-
029 Recall to EAD from Temporary Disability Retired List.	5	5	-	-	-	-
030 Correction/deletion of erroneous reported Sep	1	1	-	-	-	-
040 Appointed Reserve Officer (HPSP).	62	56	6	-	-	-
131 Direct Appointment AFRES from civilian life and from enlisted status	16	12	3	1	-	-
135 Transfer EAD to AFRES with no military service obligation.	3	2	1	-	-	-
136 Transfer from EAD to Reserve with military service obligation.	1	1	-	-	-	-
138 Transfer from ANG to Reserve.	1	1	-	-	-	-
146 To ANG from civilian life with no prior service	1	1	-	-	-	-
LOSSES						
TOTAL	7,884	7,094	179	606	5	-
SPD TITLE						
BHK Substandard performance	21	20	-	1	-	-
BKC Voluntary resignation: in lieu of further proceedings or board action (homosexual).	1	1	-	-	-	-
BNC Unacceptable conduct.	11	11	-	-	-	-
B60 Voluntary resignation: in lieu of further proceedings of court-martial or board action (homosexual).	3	3	-	-	-	-
DFS Conduct Triable by or in lieu of Court-martial.	5	4	-	1	-	-
FBK Completion of required active service	913	868	14	31	-	-
FCF Resignation to attend school.	4	4	-	-	-	-
FCM Conscientious objector.	4	3	1	-	-	-
FDB Hardship.	14	12	-	2	-	-
FDL Pregnancy	11	-	4	7	-	-
FFF Resulting in discharge under honorable conditions	1	1	-	-	-	-
FGQ Transferred to Reserve Forces (transferred to ANG).	4	4	-	-	-	-
FGY Transferred to another DOD component.	4	4	-	-	-	-
FND Unqualified for other miscellaneous reasons	323	267	16	40	-	-
F53 Voluntary resignation: ineffective officer	4	4	-	-	-	-
F54 Voluntary resignation: retained due to dependent medical problems (AFR 36-12, Chapter 1)	2	2	-	-	-	-
F55 Voluntary resignation: 7 day option.	105	103	2	-	-	-
F57 Voluntary resignation: transfer to a Reserve force	14	14	-	-	-	-
GHK Substandard performance	8	6	1	1	-	-
GKC Involuntary discharge: board action (homosexual-Security program).	5	5	-	-	-	-
GNC Unfitness, unacceptable conduct	4	3	1	-	-	-
JFL Entitlement to receive disability severance pay	17	10	1	6	-	-
JFM Physical disability which existed prior to service.	5	2	-	3	-	-

UNCLASSIFIED

TABLE 81 - GAINS AND LOSSES OF USAF OFFICERS TO THE ACTIVE MILITARY STRENGTH -
WORLD-WIDE - FISCAL YEAR 1978 (CONTINUED)

ITEM DESCRIPTION	TOTAL	COMMISSIONED OFFICERS			WARRANT OFFICERS	
		MALE	WAF	AFN/MS	MALE	WAF
LOSSES (Continued)						
JGB Failure of selection for promotion	16	15	-	1	-	-
J63 Involuntary discharge: Second lieutenant not qualified for promotion	2	-	1	1	-	-
KHK Substandard performance	3	3	-	-	-	-
KNC Unfitness, unacceptable conduct	7	7	-	-	-	-
LBM Officers with less than twelve months retainability	55	42	2	11	-	-
LGB Non-selection for promotion/removal from recommended list	4	3	-	1	-	-
LGC Non-selection for temporary promotion	104	93	8	3	-	-
LGJ Disapproval for request for extention of active duty tour	15	1	-	14	-	-
LGK Twenty year active service career program	2	2	-	-	-	-
L51 Involuntary release (once non-select for temporary promotion)	43	40	2	1	-	-
MBK Release on established date of separation	1,535	1,289	45	201	-	-
MCF Attend school	24	22	-	2	-	-
MDF Pregnancy	26	-	10	16	-	-
MGQ Transferred to Air Force Reserve	10	10	-	-	-	-
MHC Enlist in Regular Air Force	5	5	-	-	-	-
MND Miscellaneous - member's request - best interest of the Air Force	50	45	1	4	-	-
M50 Voluntary release: completion of active duty tour	1	1	-	-	-	-
M57 Voluntary release: transfer to Reserve Forces	37	37	-	-	-	-
M65 Voluntary release: miscellaneous reasons	359	313	15	31	-	-
M66 Voluntary release: Expiration Term of Service	639	522	27	90	-	-
PKB Dropped from the rolls of the Air Force: conviction by civil authorities	2	2	-	-	-	-
RBB Voluntary retirement of Regular Commissioned or Warrant Officer for maximum age	2	2	-	-	-	-
RBC Maximum retirement for maximum service	37	37	-	-	-	-
RBD Voluntary retirement	2,273	2,193	12	68	-	-
RGB Voluntary retirement after failure for selection for promotion	37	36	-	1	-	-
RGK Voluntary retirement on date established by ASCRO Program	334	289	4	41	-	-
SBB Mandatory retirement maximum age	7	7	-	-	-	-
SBC Mandatory retirement maximum years service	163	157	-	1	5	-
SFJ Retirement, permanent physical disability	64	58	-	6	-	-
SFK Placed on the temporary disability retired list	147	122	7	18	-	-
SGB Retired on the established date	165	161	1	3	-	-
VBK Retired non-disability recall to EAD and reverts to retired list not by disability	1	1	-	-	-	-
675 Deaths - all causes	11	11	-	-	-	-
689 Release in lieu of resignation	167	164	3	-	-	-
693 Failure to complete flying training	35	34	1	-	-	-
695 Directed by US Air Force (A)	15	15	-	-	-	-
696 Involuntary release: curtailment of active duty tour	1	1	-	-	-	-
697 Involuntary release: disapproval of request for extention of active duty tour	3	3	-	-	-	-

OPR: Systems Operations Division, Randolph Air Force Base, Texas
SOURCE: Uniform Officer Record

UNCLASSIFIED

TABLE 82 - GAINS AND LOSSES AND STATUS CHANGES OF AIRMEN TO
USAF ACTIVE STRENGTH - WORLD-WIDE -
FISCAL YEAR 1978

ITEM DESCRIPTION	TOTAL	AIRMEN	
		MALE	FEMALE
GAIN TOTAL	70,966	57,837	13,129
ADN			
001 To EAD from AFRES or ordered to EAD in USAF Temp Comp	8	8	-
002 To EAD from AFRES.	-	-	-
004 To EAD from ANG, Includes AFROTC Grads except ANGUS APPMT.	26,369	20,612	5,757
005 To EAD from Retirement Status.	1,301	1,235	66
006 Former Commissioned Officer and W/O enlisted in RegAF.	18	17	1
007 Enlisted AVC or Aviation Student	1	1	-
008 Enlisted for OTS or OCS.	1,085	777	308
009 To EAD from AFRES for one year to attend USAF Academy Prep School. . .	181	157	24
010 Gain of an Airmen disenrolled from Cadet Status in USAFA, USMA, USNA for completion of term of service or separation.	21	19	2
011 Former first term airmen reenlisting from civilian life within three months following separation from the AF.	37	36	1
012 Enlisted Non-Prior service, Option BETA.	38,522	31,861	6,661
013 Enlisted Non-Prior service, Option CHARLEY	1,293	1,160	133
016 Enlisted Non-Prior service, Option FOX TROT	936	923	13
017 Enlisted Non-Prior service, Option GOLF.	716	596	120
018 Commissioned into RegAF from SMSO through AECOP, AFR 53-20.	170	150	20
019 Commissioned into RegAF from SMSO (not AECOP), AFR 53-27.	40	40	-
020 Returned from DFR - Desertion.	31	28	3
021 Returned from DFR - Prisoner	40	40	-
023 Correction - Deletion of previously reported as Dropped from Unit Rolls.	27	25	2
026 Release from Temporary Disability Retired list and entered into EAD. .	22	20	2
030 Correction/Deletion of previously reported separation, or an entry in Air Force strength as a result of data or strength recon not involving reenlistment actions	130	117	13
031 Deletion of previously reported separation, or an entry in AF strength as a result of data or strength recon involving reenlistment actions .	16	13	3
136 Transfer from EAD to AFRES with military service obligation.	2	2	-
LOSS TOTAL	71,000	63,888	7,112
SFD			
GFT Involuntary discharge exceeding AF weight standards Board Hearing. . .	32	32	-
GKA Involuntary discharge Misconduct, frequent involvement of discredi- table nature with civil or military authorities - Board Hearing	72	71	1
GKB Involuntary discharge: Misconduct, civil court disposition-board hearing.	100	100	-
GKC Involuntary discharge: Misconduct, homosexual acts-board hearing. . .	5	4	1
GKE Involuntary discharge: Misconduct, failure to pay debts-board hearing.	1	1	-
GKG Involuntary discharge: Misconduct, fraudulent enlistment-board hearing.	13	13	-
OKJ Involuntary discharge: Misconduct, an established pattern of shirking-board hearing	1	1	-
GKK Involuntary discharge: Misconduct, drug abuse-board hearing	29	28	1
GKL Involuntary discharge: Misconduct, sexual perversion.	12	9	3
GMB Involuntary discharge: Unsuitability, personality disorder-board hearing.	30	27	3
GMD Involuntary discharge: Unsuitability, inadaptability-board hearing. .	5	3	2
GMF Involuntary discharge: Unsuitability, aberrant tendencies-board hearing.	3	2	1
GMO Involuntary discharge: Unsuitability, failure in an Alcohol Abuse Treatment and Rehabilitation Program-board hearing	8	8	-
GMH Involuntary discharge: Unsuitability, financial irresponsibility- board hearing.	7	7	-

UNCLASSIFIED

UNCLASSIFIED

**TABLE 82 - GAINS AND LOSSES AND STATUS CHANGES OF AIRMEN TO
USAF ACTIVE STRENGTH - WORLD-WIDE -
FISCAL YEAR 1978 (CONTINUED)**

ITEM DESCRIPTION	TOTAL	AIRMEN	
		MALE	FEMALE
GMJ Involuntary discharge: Unsuitability, apathy, defective attitude, inability to expend effort constructively-board hearing.	47	44	3
GML Involuntary discharge: Unsuitability (homosexual tendencies) (pre-service homosexual act) - board hearing.	3	2	1
GMN Involuntary discharge: Unsuitability, unspecified-board hearing.	6	5	1
HFT Involuntary discharge: exceeding AF weight standards-no board.	510	487	53
HKA Involuntary discharge: Misconduct, Frequent involvement-no board.	425	410	15
HKB Involuntary discharge: Misconduct, civil court disposition-no board.	212	206	6
HKC Involuntary discharge: Misconduct, homosexual acts-no board.	44	34	10
HKE Involuntary discharge: Misconduct, failure to pay just debts-no board.	11	11	-
HKF Involuntary discharge: Misconduct, (desertion, trial barred)(prolonged unauthorized absence)-no board.	1	1	-
HKG Involuntary discharge: Misconduct, fraudulent enlistment-no board.	90	89	1
HKJ Involuntary discharge: Misconduct, an established pattern of shirking no board.	6	6	-
HKK Involuntary discharge: Misconduct, drug abuse-no board.	312	305	7
HKL Involuntary discharge: Misconduct, sexual perversion-no board.	48	43	5
HMB Involuntary discharge: Unsuitability, Personality disorder-no board.	808	689	119
HMD Involuntary discharge: Unsuitability, Personality disorder-no board.	16	13	3
HMF Involuntary discharge: Unsuitability, aberrant tendencies-no board.	35	26	9
HMG Involuntary discharge: Unsuitability, failure in an Alcohol Abuse Treatment and Rehabilitation Program-no board.	100	95	5
HMH Involuntary discharge: Unsuitability, financial irresponsibility-no board.	120	118	2
HMJ Involuntary discharge: Unsuitability, apathy, defective attitude, inability to expend effort constructively, no board.	1,203	1,148	55
HML Involuntary discharge: Unsuitability, homosexual tendencies, no board.	125	99	26
HMN Involuntary discharge: Unsuitable-unspecified-no board.	15	14	1
JBM Overseas returnee without sufficient retainability for PCS.	1,297	1,022	275
JDF Failed to meet physical standards for enlistment-pregnancy.	140	-	140
JDG Involuntary discharge: inability to perform duties, repetitive absenteeism or nonavailability for worldwide assignment as a result of parenthood.	3	-	3
JED Involuntary discharge: insufficient retainability (CONUS PCS).	48	45	3
JEM Involuntary discharge: marginal or nonproductive airmen.	3,877	3,547	330
JET Involuntary discharge: marginal airmen while assigned to recruit or initial skills training.	2,956	2,443	513
JFC Involuntary discharge: erroneous enlistment.	740	626	114
JFL Involuntary discharge: Phys disability with severance pay.	585	472	113
JFM Involuntary discharge: Phys disability w/e severance pay.	150	117	33
JFP Involuntary discharge: Phys disability w/e severance pay.	8	7	1
JFV Involuntary discharge: condition, not a physical disability, which interferes with duty performance.	13	11	2
JHM Involuntary discharge: preservation of good order and discipline in the Air Force.	7	7	-
JJC Conviction by court-martial - desertion.	1	1	-
JJD Conviction by court-martial - other than desertion.	106	105	1
JMB Unsuitable - personality disorder - evaluation officer hearing.	417	352	65
JMD Unsuitable - general inadaptability - evaluation officer hearing.	4	3	1
JMF Unsuitable - aberrant tendencies - evaluation officer hearing.	20	14	6
JMG Unsuitable - failure in an Alcohol Abuse Program - evaluation officer hearing.	42	40	2
JMH Unsuitable - financial irresponsibility - evaluation officer hearing.	45	42	3
JMJ Unsuitable - apathy, defective attitude, inability to expend effort constructively - evaluation officer hearing.	1,595	1,541	54
JML Unsuitable - homosexual tendencies (pre-service homosexual act) - evaluation officer hearing.	67	48	19
JFB Involuntary discharge: Personal abuse of drugs (other than alcohol).	307	287	20
JLO Involuntary discharge: Withdrawal of AFSC, nonretainable for required retraining.	71	70	1
JLL Failure to complete a prisoner retraining/rehabilitation program.	31	31	-
KBD Discharge from enlisted status and retired as an officer.	127	126	1
KBK Discharge at expiration term of service.	6,484	5,554	930
KCE Voluntary discharge to attend medical/dental school.	1	1	-
KCF Voluntary discharge to attend education facility.	616	484	132
KCK Voluntary discharge to accept public office.	2	2	-
KCM Voluntary discharge: conscientious objector.	72	67	5
KCQ Voluntary discharge: sole surviving son/daughter.	3	3	-

UNCLASSIFIED

TABLE 82 -- GAINS AND LOSSES AND STATUS CHANGES OF AIRMEN TO
 USAF ACTIVE STRENGTH -- WORLD-WIDE --
 FISCAL YEAR 1978 (CONTINUED)

ITEM DESCRIPTION	TOTAL	AIRMEN	
		MALE	FEMALE
KDB Voluntary discharge: hardship	2,221	1,846	375
KDF Voluntary discharge: pregnancy or child birth	1,175	-	1,175
KDM Voluntary discharge: early discharge for Christmas	63	49	14
KDQ Discharge for non-fulfillment of enlistment contract	735	592	143
KDR Voluntary discharge: first term airmen, strength reduction by Hq USAF	465	286	179
KEA Voluntary discharge from extended enlistment at ETS	54	38	16
KEB Voluntary discharge from extended enlistment after ETS	69	52	17
KEC Discharge at ETS including completion of a voluntary extension	760	645	115
KFC Voluntary discharge to correct erroneous enlistment	13	11	2
KFS Request for discharge in lieu of court-martial	287	265	22
KFU Failure to meet physical standards first enlistment (ATC)	1,845	1,435	410
KGL Discharge from enlisted status to accept appointment or recall to active duty as commissioned officer of the Air Force	348	342	6
KGM Discharge from an Air Force Officer Training Program to accept appointment or recall to active duty as commissioned officer of the Air Force	1,583	1,255	328
KGN Discharge to accept w/e commission in another branch of service	15	15	-
KGX Voluntary discharge: accepted in Regular Air Force ROTC	107	99	8
KHD Voluntary discharge: failure to complete commissioning program	151	112	39
KND Voluntary discharge: requested by member for miscellaneous reasons	2,149	1,613	536
LEM Release and transfer to AF Reserve - overseas returnee having insufficient retainability for PCS	2,205	2,204	1
LEO Release and transfer to AF Reserve - CONUS based airmen having insufficient retainability for PCS	39	39	-
MBK Release and transfer to AF Reserve - at ETS of active obligated avc	7,776	7,733	43
MBW ANG or USAFR member released from extended active duty	78	72	6
MCE Transfer to AF Reserve - to attend medical/dental school	4	4	-
MCF Voluntary release and transfer to AF Reserve - attend education facility	1,213	1,213	-
MCK Voluntary release and transfer to AF Reserve - accept public office	1	1	-
MDM Voluntary early release and transfer to AF Reserve for Christmas	82	82	-
MDR Voluntary early release and transfer to AF Reserve, first term airmen strength reduction authorized by Hq USAF	1,595	1,595	-
MEA Release and transfer to AF Reserve from extended enlistment at expiration of original term of service	85	85	-
MEB Release and transfer to AF Reserve after expiration of original term of service prior to completion of extension	71	71	-
MEC Release and transfer to AF Reserve at ETS including completion of a voluntary extension	911	908	3
MMD Release for unique or unusual reasons	1,020	1,020	-
PGU Release from active duty to attend a military service academy	203	180	23
RBC Retired 30 or more years service	225	225	-
RBD Retired 20 to 28 years service	12,400	12,457	23
SFJ Retired physical disability perm.	355	349	6
SFK Retired physical disability temp.	1,173	1,058	115
474 Deaths - all causes	389	373	16
475 Correction of previously reported accession	31	24	7
490 DFR - AWOL and Desertion	52	49	3
491 DFR - prisoner (not POW)	46	44	2
492 DFR - missing, noncombatant	1	1	-
493 Correction of previously reported gain from DFR	3	2	1
496 DFR - prisoner, court-martial (in US Disciplinary Barracks)	13	13	-
497 DFR - prisoner, court-martial (in Bureau of Prisons)	2	2	-
498 DFR - confined by civil authorities	7	7	-
712 Special SPD used only when directed by Hq USAF	30	15	15
713 Special SPD used only when directed by Hq USAF	87	87	-
715 Palace Chase Programs	1,420	1,273	147
716 Palace Chase Programs	3,043	2,828	215

OFR: Systems Operation Division, Randolph Air Force Base, Texas
 SOURCE: Uniform Airmen Record

UNCLASSIFIED

TABLE 83 -- GAINS AND LOSSES OF USAF OFFICERS, BY GRADE -- BY QUARTER --
WORLD-WIDE -- FISCAL YEAR 1978

DATE OF GAIN OR LOSS	TOTAL	GEN	COL	LT COL	MAJ	CPT	1LT	2LT	WARRANT OFFICER
	GAINS								
<u>TOTAL</u>	<u>7,139</u>	-	<u>5</u>	<u>56</u>	<u>180</u>	<u>923</u>	<u>582</u>	<u>5,393</u>	-
First Quarter	1,323	-	1	14	22	80	85	1,121	-
Second Quarter	1,083	-	1	17	21	104	185	755	-
Third Quarter	2,837	-	1	11	22	280	173	2,350	-
Fourth Quarter	1,896	-	2	14	115	459	139	1,167	-
	LOSSES PENDING								
<u>TOTAL</u>	<u>7,884</u>	<u>49</u>	<u>750</u>	<u>1,450</u>	<u>1,311</u>	<u>3,535</u>	<u>682</u>	<u>102</u>	<u>5</u>
First Quarter	1,456	3	142	303	185	684	114	24	1
Second Quarter	1,607	9	134	254	318	653	213	24	2
Third Quarter	2,012	19	204	405	265	946	141	30	2
Fourth Quarter	2,809	18	270	488	543	1,252	214	24	-

OPR: Systems Operations Division, Randolph Air Force Base, Texas
SOURCE: Uniform Officer Record

UNCLASSIFIED

UNCLASSIFIED

TABLE 84 — GAINS AND LOSSES OF USAF AIRMEN, BY GRADE — BY QUARTER —
WORLD-WIDE — FISCAL YEAR 1978

UNCLASSIFIED

UNCLASSIFIED

	TOTAL	CMS	SMS	MSG	TSG	SSG	SGT	AMN FIRST CLASS	AMN	AMN BASIC	AVI- ATION CADET
GAINS											
TOTAL	66,407	-	-	2	12	264	688	412	1,685	65,344	-
First Quarter	16,381	-	-	2	5	77	170	88	393	15,646	-
Second Quarter	17,130	-	-	-	2	64	191	132	415	16,326	-
Third Quarter	15,711	-	-	-	3	52	154	91	403	15,008	-
Fourth Quarter	19,185	-	-	-	2	71	173	101	474	18,364	-
FY78											
LOSSES											
TOTAL	69,206	1,085	1,633	5,370	4,597	8,631	24,495	10,033	4,194	9,168	-
First Quarter	15,388	218	376	1,377	1,265	1,937	4,454	2,215	1,082	2,466	-
Second Quarter	14,644	195	312	1,218	1,075	1,884	4,660	2,108	877	2,315	-
Third Quarter	17,779	387	481	1,436	1,208	2,342	5,908	2,665	1,113	2,239	-
Fourth Quarter	21,395	285	466	1,339	1,049	2,468	9,473	3,045	1,122	2,148	-
FY78											

OPR: Systems Operations Division, Randolph AFB, Texas
SOURCE: Uniform Airmen Record

TABLE 85 - LOSSES OF OFFICERS BY AERONAUTICAL STATUS, BY AGE GROUP -
FISCAL YEAR 1978

AERONAUTICAL RATING	TOTAL	AGE GROUP										
		23 AND YOUNGER	24 THRU 26	27 THRU 29	30 THRU 32	33 THRU 35	36 THRU 38	39 THRU 41	42 THRU 44	45 THRU 47	48 THRU 50	51 AND OLDER
TOTAL	<u>8,169</u>	<u>53</u>	<u>430</u>	<u>1,661</u>	<u>1,655</u>	<u>714</u>	<u>248</u>	<u>387</u>	<u>1,090</u>	<u>817</u>	<u>543</u>	<u>571</u>
PILOTS	2,739	1	24	582	688	202	59	87	350	322	232	192
OBSERVERS	10	-	-	-	-	-	-	-	-	3	3	4
NAVIGATORS	932	-	12	151	147	41	29	78	248	142	54	30
SUPPORT	4,405	52	394	917	804	458	150	218	486	340	248	338
FLIGHT SURGEON	83	-	-	11	16	13	10	4	6	10	6	7

UNCLASSIFIED

UNCLASSIFIED

OPR: Systems Operations Division, Randolph Air Force, Texas
SOURCE: Uniform Officer Record

TABLE 86 - USAF OFFICER LOSSES BY SOURCE OF COMMISSION, BY GRADE -
FISCAL YEAR 1978

SOURCE OF COMMISSION	TOTAL	GEN	COL	LTC	MAJ	CAPT	1LT	2LT	WO
<u>TOTAL</u>	<u>7,884</u>	<u>49</u>	<u>750</u>	<u>1,450</u>	<u>1,311</u>	<u>3,535</u>	<u>682</u>	<u>102</u>	<u>5</u>
Direct Appointment - Civilian.	1,573	5	119	195	474	488	279	13	-
Direct Appointment - Military.	71	1	27	23	14	4	2	-	-
Flying Training.	869	20	256	358	229	6	-	-	-
Officer Candidate School	245	6	61	95	80	2	-	1	-
Officer Training School.	1,544	-	-	2	102	1,286	138	16	-
Reserve Officer Training Corps	2,920	3	190	649	337	1,428	247	66	-
US Air Force Academy	345	-	-	5	8	312	14	6	-
US Military Academy.	191	11	71	75	25	8	1	-	-
US Naval Academy	93	3	26	48	16	-	-	-	-
Warrant Officer.	29	-	-	-	24	-	-	-	5
Health Professional Scholarship Program. . .	4	-	-	-	2	1	1	-	-

UNCLASSIFIED

UNCLASSIFIED

OPR: Systems Operations Division, Randolph Air Force Base, Texas
SOURCE: Uniform Officer Record

TABLE 87 - ENLISTMENT AND REENLISTMENTS BY GRADE, BY SEX -
WORLD-WIDE - FISCAL YEAR 1978

TYPE OF ENLISTMENT OR REENLISTMENT	TOTAL	CMS	SMS	MSG	TSG	SSG	SGT	AMN 1ST CLASS	AMN	AMN BASIC
TOTAL	<u>107,358</u>	<u>801</u>	<u>1,647</u>	<u>5,915</u>	<u>10,329</u>	<u>15,298</u>	<u>5,892</u>	<u>429</u>	<u>1,690</u>	<u>65,357</u>
MALE - TOTAL a/	93,500	800	1,643	5,899	10,293	14,879	5,271	407	1,455	52,853
FEMALE - TOTAL	13,858	1	4	16	36	419	621	22	235	12,504
No Prior Service Enlistment - Total	<u>65,903</u>	-	-	-	-	-	-	-	<u>1,576</u>	<u>64,327</u>
Male	53,477	-	-	-	-	-	-	-	1,353	52,124
Female	12,426	-	-	-	-	-	-	-	223	12,203
Enlistment for Officer Training School or Aviation Cadet - Total	<u>1,104</u>	-	-	-	<u>1</u>	<u>12</u>	<u>8</u>	-	<u>107</u>	<u>976</u>
Male	795	-	-	-	1	12	7	-	95	680
Female	309	-	-	-	-	-	1	-	12	296
Prior Service Enlistment - Total	<u>1,399</u>	-	-	<u>2</u>	<u>11</u>	<u>252</u>	<u>680</u>	<u>412</u>	<u>2</u>	<u>40</u>
Male	1,330	-	-	2	11	250	635	390	2	40
Female	69	-	-	-	-	2	45	22	-	-
Immediate Reenlistment - Total	<u>38,952</u>	<u>801</u>	<u>1,647</u>	<u>5,913</u>	<u>10,317</u>	<u>15,034</u>	<u>5,204</u>	<u>17</u>	<u>5</u>	<u>14</u>
Male	37,898	800	1,643	5,897	10,281	14,617	4,629	17	5	9
Female	1,054	1	4	16	36	417	575	-	-	5

UNCLASSIFIED

UNCLASSIFIED

a/ Includes 0 Enlistments for Aviation Cadets.

OPR: Systems Operations Division, Randolph Air Force Base, Texas
Source: Uniform Airmen Record

TABLE 88 - ENLISTMENTS AND REENLISTMENTS BY TERM OF ENLISTMENT,
BY SEX - WORLD-WIDE - FISCAL YEAR 1978

TYPE OF ENLISTMENT OR REENLISTMENT	TOTAL	2 YEARS	3 YEARS	4 YEARS	5 YEARS	6 YEARS
<u>TOTAL</u>	<u>107,358</u>	-	<u>4,265</u>	<u>97,463</u>	<u>2,437</u>	<u>3,193</u>
MALE - TOTAL a/	93,500	-	4,256	83,726	2,405	3,113
FEMALE - TOTAL	13,858	-	9	13,737	32	80
<u>No Prior Service Enlistment - Total</u>	<u>65,903</u>	-	-	<u>65,903</u>	-	-
Male	<u>53,477</u>	-	-	<u>53,477</u>	-	-
Female	12,426	-	-	12,426	-	-
<u>Enlistment for Officer Training School or Aviation Cadet - Total</u>	<u>1,104</u>	-	2	<u>1,099</u>	2	1
Male	795	-	2	790	2	1
Female	309	-	-	309	-	-
<u>Prior Service Enlistment - Total</u>	<u>1,399</u>	-	-	<u>1,393</u>	-	6
Male	<u>1,330</u>	-	-	<u>1,324</u>	-	6
Female	69	-	-	69	-	-
<u>Immediate Reenlistment - Total</u>	<u>38,952</u>	-	<u>4,263</u>	<u>29,068</u>	<u>2,435</u>	<u>3,186</u>
Male	<u>37,898</u>	-	<u>4,254</u>	<u>28,135</u>	<u>2,403</u>	<u>3,106</u>
Female	1,054	-	9	933	32	80

a/ Includes 0 Enlistments for Aviation Cadets.

OPR: Systems Operations Division, Randolph Air Force Base, Texas

Source: Uniform Airmen Record

UNCLASSIFIED

UNCLASSIFIED

TABLE 89 - ENLISTMENTS BY EDUCATIONAL LEVEL - BY QUARTER -
WORLD-WIDE - FISCAL YEAR 1978

DATE AND TYPE OF ENLISTMENT	PERSONNEL BY CATEGORY												
	TOTAL			Non-High School or Non-Graduate		High School Graduate		Less Than 2 Years College		2 or More Years College No Degree		One or More Degrees	
	Total	Male	Female	Male	Female	Male	Female	Male	Female	Male	Female	Male	Female
TOTAL a/	68,409	55,603	12,806	2,736	415	50,120	11,437	576	165	850	238	1,321	551
<u>No Prior Service Enlistment - Total</u>	<u>65,904</u>	<u>53,478</u>	<u>12,426</u>	<u>2,734</u>	<u>415</u>	<u>48,964</u>	<u>11,378</u>	<u>509</u>	<u>159</u>	<u>773</u>	<u>234</u>	<u>498</u>	<u>240</u>
First Quarter (1Oct77-31Dec77)	15,939	13,119	2,820	711	97	11,927	2,567	130	30	206	50	145	76
Second Quarter (1Jun78-31Mar78)	16,435	12,384	4,051	804	142	11,079	3,700	140	52	217	90	144	67
Third Quarter (1Apr78-30Jun78)	15,153	11,911	3,242	651	113	10,898	2,974	77	40	173	58	112	57
Fourth Quarter (1Jul78-30Sep78)	18,377	16,064	2,313	568	63	15,060	2,137	162	37	177	36	97	40
<u>Prior Service Enlistment - Total</u>	<u>1,417</u>	<u>1,347</u>	<u>70</u>	<u>2</u>	<u>-</u>	<u>1,156</u>	<u>59</u>	<u>66</u>	<u>6</u>	<u>77</u>	<u>4</u>	<u>46</u>	<u>1</u>
First Quarter	344	330	14	-	-	261	11	24	2	27	1	18	-
Second Quarter	388	374	14	-	-	320	12	23	1	20	1	11	-
Third Quarter	338	316	22	2	-	277	20	8	1	19	1	10	-
Fourth Quarter	347	327	20	-	-	298	16	11	2	11	1	7	1
<u>Enlistment for Officer Training School or Aviation Cadet - Total</u>	<u>1,088</u>	<u>778</u>	<u>310</u>	<u>-</u>	<u>-</u>	<u>-</u>	<u>-</u>	<u>1</u>	<u>-</u>	<u>-</u>	<u>-</u>	<u>777</u>	<u>310</u>
First Quarter	98	67	31	-	-	-	-	-	-	-	-	67	31
Second Quarter	309	228	81	-	-	-	-	-	-	-	-	228	81
Third Quarter	220	147	73	-	-	-	-	1	-	-	-	146	73
Fourth Quarter	461	336	125	-	-	-	-	-	-	-	-	336	125

UNCLASSIFIED

UNCLASSIFIED

a/ Excludes O Inductees (Unspecified USAF Component).
OPR: Systems Operations Division, Randolph Air Force Base, Texas
Source: Uniform Airmen Record

TABLE 90 - NON-PRIOR SERVICE ENLISTMENTS BY ARMED FORCES QUALIFICATION TEST (AFQT) MENTAL CATEGORY - BY QUARTER - FISCAL YEAR 1978

ENLISTED BY DATE AND SEX	TOTAL		PERSONNEL BY CATEGORY											
			CATEGORY 1 (93-100)		CATEGORY 2 (65-92)		CATEGORY 3 (31-64)		CATEGORY 4 (10-30)		CATEGORY 5 (9 & below)		CATEGORY Unknown or Non-Tested	
	Number	Percent	Number	Percent	Number	Percent	Number	Percent	Number	Percent	Number	Percent	Number	Percent
TOTAL	65,904	100	4,329	6.5	25,417	38.5	36,125	54.7	25	.1	1	.1	7	.1
MALE - TOTAL a/	53,478	100	3,688	6.8	20,806	38.8	28,955	54.1	24	.1	1	.1	4	.1
FEMALE - TOTAL	12,426	100	641	5.1	4,611	37.1	7,170	57.6	1	.1	-	-	3	.1
FIRST QUARTER (1OCT-31DEC77)														
TOTAL	15,939	100	1,191	7.5	6,314	39.6	8,421	52.7	10	.1	-	-	3	.1
MALE	13,119	100	1,008	7.6	5,197	39.5	6,903	52.5	10	.3	-	-	1	.1
FEMALE	2,820	100	183	6.4	1,117	39.6	1,518	53.9	-	-	-	-	2	.1
2ND QUARTER (1JAN-31MAR78)														
TOTAL	16,435	100	1,157	7.0	6,592	40.1	8,674	52.6	9	.1	1	.1	2	.1
MALE	12,384	100	951	7.6	5,062	40.8	6,359	51.3	9	.1	1	.1	2	.1
FEMALE	4,051	100	206	5.0	1,530	37.7	2,315	57.1	-	-	-	-	-	-
3RD QUARTER (1APR-30JUN78)														
TOTAL	15,153	100	977	6.4	5,789	38.2	8,384	55.2	2	.1	-	-	1	.1
MALE	11,911	100	820	6.8	4,644	39.0	6,446	54.1	1	.1	-	-	-	-
FEMALE	3,242	100	157	4.8	1,145	35.3	1,938	59.7	1	.1	-	-	1	.1
4TH QUARTER (1JUL-30SEP78)														
TOTAL	18,377	100	1,004	5.5	6,722	36.5	10,646	57.8	4	.1	-	-	1	.1
MALE	16,064	100	909	5.7	5,903	36.6	9,247	57.5	4	.1	-	-	1	.1
FEMALE	2,313	100	95	4.1	819	35.4	1,399	60.5	-	-	-	-	-	-

UNCLASSIFIED

UNCLASSIFIED

a/ Includes 0 Inductees (Unspecified USAF Component)
 OPR: Systems Operations Division, Randolph Air Force Base, Texas
 SOURCE: Uniform Airmen Record

TABLE 91 - USAF RETIRED MILITARY PERSONNEL BY PAY GRADE, BY TYPE OF RETIREMENT - BY COMPONENT - AS OF 30 SEPTEMBER 1978

GRADES FOR PAY	TOTAL	TYPE OF RETIREMENT					
		Non-Disability		Temporary Disability		Permanent Disability	
		Regular	Non- Regular	a/ Regular	Non- Regular	Regular	Non- Regular
<u>TOTAL</u>	<u>449,569</u>	<u>323,414</u>	<u>63,981</u>	<u>3,498</u>	<u>203</u>	<u>45,990</u>	<u>12,483</u>
<u>OFFICER-TOTAL</u>	<u>118,723</u>	<u>42,187</u>	<u>58,186</u>	<u>174</u>	<u>174</u>	<u>6,337</u>	<u>11,665</u>
General	1,411	808	171	5	-	411	16
Colonel	19,659	12,009	5,022	30	1	2,020	577
Lieutenant Colonel	50,740	19,571	26,310	50	12	2,315	2,482
Major	29,346	6,668	19,510	37	16	724	2,391
Captain	6,677	566	3,330	43	96	355	2,287
1st Lieutenant	3,678	105	1,149	6	31	76	2,311
2nd Lieutenant	1,320	29	327	2	18	14	930
Warrant Officer	5,892	2,431	2,367	1	-	422	671
<u>AIRMAN-TOTAL</u>	<u>330,846</u>	<u>281,227</u>	<u>5,795</u>	<u>3,324</u>	<u>29</u>	<u>39,653</u>	<u>818</u>
Chief Master Sergeant	18,309	15,856	858	41	-	1,465	89
Senior Master Sergeant	30,186	26,421	1,315	41	1	2,228	180
Master Sergeant	109,327	99,058	1,908	152	-	8,053	156
Technical Sergeant	106,298	96,601	1,108	235	3	8,214	137
Staff Sergeant	51,276	40,830	561	515	3	9,256	111
Sergeant	8,184	2,148	34	1,045	5	4,915	37
Airman First Class	4,710	224	9	900	4	3,522	51
Airman	2,018	54	1	248	3	1,671	41
Airman Basic	527	35	1	147	10	318	16
Aviation Cadet	11	-	-	-	-	11	-

a/ Includes TITLE III

OPR: Systems Operations Division, Randolph Air Force Base, Texas

SOURCE: PMC-P622 USAF Retired Officers and Airmen by Grade and Type Retirement as of 30 September 1978

UNCLASSIFIED

TABLE 92 -- DISTRIBUTION OF USAF REGULAR (MALE AND FEMALE) LINE AND OTHER THAN LINE COMMISSIONED OFFICERS BY PERMANENT GRADE AND TEMPORARY GRADE IN WHICH SERVING -- AS OF 30 SEPTEMBER 1978

PERMANENT GRADE	GRADE IN WHICH SERVING										
	TOTAL	GEN	LT GEN	MAJ GEN	BRIG GEN	COL	LT COL	MAJ	CPT	1LT	2LT
<u>TOTAL</u>	<u>56,093</u>	<u>13</u>	<u>38</u>	<u>126</u>	<u>178</u>	<u>4,901</u>	<u>11,664</u>	<u>14,694</u>	<u>20,504</u>	<u>2,133</u>	<u>1,788</u>
Maj Gen.	61	13	27	21	-	-	-	-	-	-	-
Brig Gen.	100	-	10	63	27	-	-	-	-	-	-
Col.	2,037	-	1	41	126	1,868	-	-	1	-	-
Lt Col.	7,301	-	-	1	25	2,774	4,501	-	-	-	-
Maj.	15,620	-	-	-	-	255	6,980	8,385	-	-	-
Capt.	19,284	-	-	-	-	4	182	6,284	12,813	1	-
1Lt.	8,878	-	-	-	-	-	1	25	7,660	1,192	-
2Lt.	2,758	-	-	-	-	-	-	-	30	940	1,788

24,854 Serving One Grade Above Permanent Grade
 558 Serving Two Grades Above Permanent Grade
 7 Serving Three Grades Above Permanent Grade
 - Serving Four Grades Above Permanent Grade

OPR: Systems Operations Division, Randolph Air Force Base, Texas
 SOURCE: Uniform Officer Record

UNCLASSIFIED

**TABLE 93 -- DISTRIBUTION OF USAF NON-REGULAR (MALE AND FEMALE) LINE AND
OTHER THAN LINE COMMISSIONED OFFICERS BY PERMANENT GRADE
AND TEMPORARY GRADE IN WHICH SERVING --
AS OF 30 SEPTEMBER 1978**

PERMANENT GRADE	GRADE IN WHICH SERVING										
	TOTAL	GEN	LT GEN	MAJ GEN	BRIG GEN	COL	LT COL	MAJ	CPT	1LT	2LT
<u>TOTAL</u>	<u>39,407</u>	-	-	<u>4</u>	<u>2</u>	<u>179</u>	<u>768</u>	<u>3,607</u>	<u>19,784</u>	<u>7,304</u>	<u>7,759</u>
Maj Gen . .	4	-	-	4	-	-	-	-	-	-	-
Brig Gen. . .	2	-	-	-	2	-	-	-	-	-	-
Col	218	-	-	-	-	169	49	-	-	-	-
Lt Col. . . .	765	-	-	-	-	7	560	198	-	-	-
Maj	3,144	-	-	-	-	3	156	2,868	117	-	-
Cpt	17,051	-	-	-	-	-	3	524	16,496	28	-
1Lt	8,828	-	-	-	-	-	-	17	3,097	5,705	9
2Lt	9,395	-	-	-	-	-	-	-	74	1,571	7,750

UNCLASSIFIED

UNCLASSIFIED

- 5,404 Serving One Grade Above Permanent Grade
- 91 Serving Two Grades Above Permanent Grade
- Serving Three Grades Above Permanent Grade
- Serving Four Grades Above Permanent Grade

OPR: Systems Operations Division, Randolph Air Force Base, Texas
Source: Uniform Officer Record

TABLE 94 - NON-BATTLE DEATHS OF USAF OFFICERS BY AERONAUTICAL RATING,
 BY GRADE IN WHICH SERVING AT TIME OF DEATH - WORLD-WIDE -
 SEMIANNUALLY - FISCAL YEAR 1978

GRADE	TOTAL	PILOT DEATHS			NAVIGATORS/OBSERVER DEATHS		
		TOTAL	FIRST HALF FY 1978 1 OCT 1977 THRU 31 MAR 1978	LAST HALF FY 1978 1 APR 1978 THRU 30 SEP 1978	TOTAL	FIRST HALF FY 1978 1 OCT 1977 THRU 31 MAR 1978	LAST HALF FY 1978 1 APR 1978 THRU 30 SEP 1978
<u>TOTAL</u>	<u>77</u>	<u>58</u>	<u>32</u>	<u>26</u>	<u>19</u>	<u>12</u>	<u>7</u>
Gen.	-	-	-	-	-	-	-
Col.	9	7	3	4	2	2	-
Lt Col	8	8	7	1	-	-	-
Maj.	7	3	2	1	4	4	-
Capt	41	31	18	13	10	5	5
1Lt.	10	7	2	5	3	1	2
2Lt.	2	2	-	2	-	-	-

UNCLASSIFIED

UNCLASSIFIED

OPR: System Management Division, Randolph Air Force Base, Texas
 SOURCE: Casualty History File

TABLE 95 - NON-BATTLE DEATHS OF USAF OFFICERS AND AIRMEN BY GRADE IN WHICH SERVING AT TIME OF DEATH - WORLD-WIDE - SEMIANNUALLY - FISCAL YEAR 1978

GRADE	OFFICER DEATHS			GRADE	AIRMAN DEATHS		
	TOTAL	FIRST HALF FY 1978 1 OCT 1977 THRU 31 MAR 1978	LAST HALF FY 1978 1 APR 1978 THRU 30 SEP 1978		TOTAL	FIRST HALF FY 1978 1 OCT 1977 THRU 31 MAR 1978	LAST HALF FY 1978 1 APR 1978 THRU 30 SEP 1978
<u>TOTAL</u>	<u>112</u>	<u>63</u>	<u>49</u>	<u>TOTAL</u>	<u>395</u>	<u>171</u>	<u>224</u>
Gen.	1	1	-	CMSgt.	7	3	4
Col.	13	6	7	SMSgt.	14	6	8
Lt Col.	16	13	3	MSgt.	43	21	22
Maj.	13	9	4	TSgt.	45	16	29
Capt.	50	28	22	SSgt.	59	23	36
1Lt.	11	3	8	Sgt.	87	42	45
2Lt.	8	3	5	Amn 1st Class. . .	95	33	62
Warrant Officer.	-	-	-	Amn.	30	18	12
				Amn Basic.	15	9	6

UNCLASSIFIED

UNCLASSIFIED

OPR: System Management Division, Randolph Air Force Base, Texas.
SOURCE: Casualty History File

TABLE 96 - NON-BATTLE DEATHS OF USAF OFFICERS BY AGE GROUP, BY GRADE
IN WHICH SERVING AT TIME OF DEATH - WORLD-WIDE -
SEMIANNUALLY - FISCAL YEAR 1978

GRADE	TOTAL	AGE GROUP							
		20 thru 24	25 thru 29	30 thru 34	35 thru 39	40 thru 44	45 thru 49	50 thru 54	55 and Older
<u>TOTAL</u>	<u>112</u>	<u>9</u>	<u>30</u>	<u>24</u>	<u>14</u>	<u>20</u>	<u>12</u>	<u>1</u>	<u>2</u>
<u>First Half FY 78 - Total</u> . . .	<u>63</u>	<u>2</u>	<u>15</u>	<u>14</u>	<u>8</u>	<u>13</u>	<u>8</u>	<u>1</u>	<u>2</u>
General	1	-	-	-	-	-	-	1	-
Colonel	6	-	-	-	-	2	4	-	-
Lieutenant Colonel	13	-	-	-	1	6	4	-	2
Major	9	-	-	1	3	5	-	-	-
Captain	28	-	12	12	4	-	-	-	-
First Lieutenant	3	-	3	-	-	-	-	-	-
Second Lieutenant	3	2	-	1	-	-	-	-	-
Warrant Officer	-	-	-	-	-	-	-	-	-
<u>Last Half FY 78 - Total</u> . . .	<u>49</u>	<u>7</u>	<u>15</u>	<u>10</u>	<u>6</u>	<u>7</u>	<u>4</u>	<u>-</u>	<u>-</u>
General	-	-	-	-	-	-	-	-	-
Colonel	7	-	-	-	-	4	3	-	-
Lieutenant Colonel	3	-	-	-	2	2	1	-	-
Major	4	-	-	1	2	1	-	-	-
Captain	22	-	9	9	4	-	-	-	-
First Lieutenant	8	2	6	-	-	-	-	-	-
Second Lieutenant	5	5	-	-	-	-	-	-	-
Warrant Officer	-	-	-	-	-	-	-	-	-

OPR: Systems Management Division, Randolph Air Force Base, Texas
SOURCE: Casualty History File

UNCLASSIFIED

UNCLASSIFIED

TABLE 97 - NON-BATTLE DEATHS OF USAF AIRMEN BY AGE GROUP, BY GRADE
 IN WHICH SERVING AT TIME OF DEATH - WORLD-WIDE -
 SEMIANNUALLY - FISCAL YEAR 1978

GRADE	TOTAL	AGE GROUP								
		17 thru 19	20 thru 24	25 thru 29	30 thru 34	35 thru 39	40 thru 44	45 thru 49	50 thru 54	55 and Older
<u>TOTAL</u>	<u>395</u>	<u>33</u>	<u>159</u>	<u>61</u>	<u>38</u>	<u>61</u>	<u>30</u>	<u>10</u>	<u>2</u>	<u>1</u>
<u>First Half FY 78 - Total</u> . . .	<u>171</u>	<u>20</u>	<u>67</u>	<u>26</u>	<u>13</u>	<u>28</u>	<u>11</u>	<u>6</u>	<u>-</u>	<u>-</u>
Chief Master Sergeant	3	-	-	-	-	-	-	3	-	-
Senior Master Sergeant	6	-	-	-	-	2	2	2	-	-
Master Sergeant	21	-	-	-	1	13	6	1	-	-
Technical Sergeant	16	-	-	3	5	6	2	-	-	-
Staff Sergeant	23	-	1	8	6	7	1	-	-	-
Sergeant	42	-	31	10	1	-	-	-	-	-
Airman First Class	33	4	25	4	-	-	-	-	-	-
Airman	18	9	8	1	-	-	-	-	-	-
Airman Basic	9	7	2	-	-	-	-	-	-	-
<u>Last Half FY 78 - Total</u> . . .	<u>224</u>	<u>13</u>	<u>92</u>	<u>35</u>	<u>25</u>	<u>33</u>	<u>19</u>	<u>4</u>	<u>2</u>	<u>1</u>
Chief Master Sergeant	4	-	-	-	-	1	-	3	-	-
Senior Master Sergeant	8	-	-	-	-	2	4	1	1	-
Master Sergeant	22	-	-	-	-	12	9	-	1	-
Technical Sergeant	29	-	-	1	9	12	6	-	-	1
Staff Sergeant	36	-	2	13	15	6	-	-	-	-
Sergeant	45	-	28	16	1	-	-	-	-	-
Airman First Class	62	2	55	5	-	-	-	-	-	-
Airman	12	8	4	-	-	-	-	-	-	-
Airman Basic	6	3	3	-	-	-	-	-	-	-

UNCLASSIFIED

UNCLASSIFIED

OPR: Systems Management Division, Randolph Air Force Base, Texas
 SOURCE: Casualty History File

TABLE 98 -- NON-BATTLE DEATHS OF USAF OFFICERS BY AGE GROUP, BY CAUSATIVE
AGENT -- WORLD-WIDE -- SEMIANNUALLY -- FISCAL YEAR 1978

CAUSATIVE AGENT	TOTAL	AGE GROUP							
		20 thru 24	25 thru 29	30 thru 34	35 thru 39	40 thru 44	45 thru 49	50 thru 54	55 and Older
<u>FY 78 - TOTAL</u>	<u>112</u>	<u>9</u>	<u>30</u>	<u>24</u>	<u>14</u>	<u>20</u>	<u>12</u>	<u>1</u>	<u>2</u>
<u>First Half FY 78 - Total</u> . .	<u>63</u>	<u>2</u>	<u>15</u>	<u>14</u>	<u>8</u>	<u>13</u>	<u>8</u>	<u>1</u>	<u>2</u>
Aircraft Accident	31	1	12	12	2	4	-	-	-
Vehicle Accident	2	-	1	-	-	1	-	-	-
Disease	21	-	1	2	2	7	6	1	2
Other	9	1	1	-	4	1	2	-	-
<u>Last Half FY 78 - Total</u> . . .	<u>49</u>	<u>7</u>	<u>15</u>	<u>10</u>	<u>6</u>	<u>7</u>	<u>4</u>	<u>-</u>	<u>-</u>
Aircraft Accident	29	5	15	6	2	1	-	-	-
Vehicle Accident	4	2	-	-	1	-	1	-	-
Disease	7	-	-	1	1	3	2	-	-
Other	9	-	-	3	2	3	1	-	-

OPR: Systems Management Division, Randolph Air Force Base, Texas
SOURCE: Casualty History File

UNCLASSIFIED

UNCLASSIFIED

TABLE 99 -- NON-BATTLE DEATHS OF USAF AIRMEN BY AGE GROUP, BY CAUSATIVE
AGENT -- WORLD-WIDE -- SEMIANNUALLY -- FISCAL YEAR 1978

CAUSATIVE AGENT	TOTAL	AGE GROUP							
		17 thru 19	20 thru 24	25 thru 29	30 thru 34	35 thru 39	40 thru 44	45 thru 49	50 and Older
<u>FY 78 - TOTAL</u>	<u>395</u>	<u>33</u>	<u>159</u>	<u>61</u>	<u>38</u>	<u>61</u>	<u>30</u>	<u>10</u>	<u>3</u>
<u>First Half FY 78 - Total</u> . . .	<u>171</u>	<u>20</u>	<u>67</u>	<u>26</u>	<u>13</u>	<u>28</u>	<u>11</u>	<u>6</u>	<u>-</u>
Aircraft Accident	-	-	-	-	-	-	-	-	-
Vehicle Accident	66	12	31	15	2	6	-	-	-
Disease	52	3	5	5	7	15	11	6	-
Other	53	5	31	6	4	7	-	-	-
<u>Last Half FY 78 - Total</u>	<u>224</u>	<u>13</u>	<u>92</u>	<u>35</u>	<u>25</u>	<u>33</u>	<u>19</u>	<u>4</u>	<u>3</u>
Aircraft Accident	12	-	2	4	3	1	2	-	-
Vehicle Accident	85	10	48	14	9	3	1	-	-
Disease	50	-	3	5	4	20	12	3	3
Other	77	3	39	12	9	9	4	1	-

OPR: Systems Management Division, Randolph Air Force Base, Texas
SOURCE: Casualty History File

UNCLASSIFIED

UNCLASSIFIED

UNCLASSIFIED

TABLE 100 - USAF MANAGEMENT HEADQUARTERS - BY MILITARY AND CIVILIAN PERSONNEL -
ACTUAL - FISCAL YEAR 1978

DEPARTMENTAL ORGANIZATIONS	FISCAL YEAR 1978				
	ACTUAL				
	OFFICER	ENLISTED	MILITARY	CIVILIAN	TOTAL
Office of Secretary of Air Force (OSAF)	121	24	145	180	325
Air Staff	1,573	164	1,737	1,260	2,997
National Guard Bureau (NGB)	49	1	50	104	154
Total Departmental HQ:	1,743	189	1,932	1,544	3,476
OTHER:					
1947 Administrative Support Group	22	103	125	267	392
MAJOR COMMANDS					
HQ Alaskan Air Command	116	125	241	70	311
Support	7	21	28	13	41
TOTAL: Alaskan Air Command (AAC)	123	146	269	83	352
ADCOM	342	417	759	399	1,158
HQ AF Communications Service	357	368	725	460	1,185
Support	40	95	135	57	192
European Communications Area	85	187	272	63	335
Northern Communications Area	65	125	190	113	303
Pacific Communications Area	52	116	168	60	228
Southern Communications Area	44	92	136	99	235
Tactical Communications Area	63	114	177	45	222
Strategic Communications Area	63	93	156	33	189
TOTAL: AF Communications Service (AFCS)	769	1,190	1,959	930	2,889
HQ Air Force Logistics Command (AFLC)	287	52	339	1,479	1,818
Support	54	28	82	97	179
TOTAL: AF Logistics Command (AFLC)	341	80	421	1,576	1,997
HQ Air Force Reserve	54	67	121	146	267
Support	12	49	61	42	103
TOTAL: AF Reserve (AFRES)	66	116	182	188	370
HQ Air Force Systems Command	497	94	591	588	1,179
Support	76	63	139	45	184
TOTAL: AF System Command (AFSC)	573	157	730	633	1,363
HQ Air Training Command	399	255	654	475	1,129
Support	80	105	185	21	206
TOTAL: Air Training Command (ATC)	479	360	839	496	1,335
HQ Military Airlift Command	582	456	1,038	633	1,671
Support	151	281	432	96	528
21st Air Force	100	130	230	57	287
22nd Air Force	108	129	228	47	275
TOTAL: Military Airlift Command (MAC)	941	987	1,928	833	2,761
HQ PACAF Air Forces	302	297	599	199	798
Support	79	97	176	35	211
5th Air Force	100	96	196	29	225
13th Air Force	52	34	86	17	103
TOTAL: Pacific Air Forces (PACAF)	533	524	1,057	280	1,337

UNCLASSIFIED

TABLE 100 -- USAF MANAGEMENT HEADQUARTERS -- BY MILITARY AND CIVILIAN PERSONNEL --
ACTUAL -- FISCAL YEAR 1978 (CONTINUED)

DEPARTMENTAL ORGANIZATIONS	FISCAL YEAR 1978				
	ACTUAL				
	OFFICER	ENLISTED	MILITARY	CIVILIAN	TOTAL
HQ Strategic Air Command	910	706	1,616	430	2,046
Support	133	382	515	75	590
8th Air Force	196	197	393	58	451
15th Air Force	207	191	398	58	456
TOTAL: Strategic Air Command (SAC)	<u>1,446</u>	<u>1,476</u>	<u>2,922</u>	<u>621</u>	<u>3,543</u>
HQ Tactical Air Command	676	545	1,221	349	1,570
Support	126	132	258	45	303
9th Air Force	140	106	246	33	279
12th Air Force	141	107	248	32	280
TOTAL: Tactical Air Command (TAC)	<u>1,083</u>	<u>890</u>	<u>1,973</u>	<u>459</u>	<u>2,432</u>
HQ USAF Europe	560	421	981	322	1,303
Support	94	127	221	31	252
3rd Air Force	26	10	36	7	43
16th Air Force	23	11	34	13	47
17th Air Force	22	15	37	13	50
TOTAL: USAF Europe (USAFE)	<u>725</u>	<u>584</u>	<u>1,309</u>	<u>386</u>	<u>1,695</u>
HQ USAF Security Service	135	261	396	155	551
Support	26	62	88	48	136
TOTAL: USAF Security Service (USAFSS)	<u>161</u>	<u>323</u>	<u>484</u>	<u>203</u>	<u>687</u>
 TOTAL: AF Management HQ	 <u>9,347</u>	 <u>7,542</u>	 <u>16,889</u>	 <u>8,898</u>	 <u>25,787</u>

OPR: Organization Division, Directorate of Manpower and Organization.

UNCLASSIFIED**PERSONNEL (Continued)****CIVILIAN PERSONNEL****INTRODUCTION**

The tables in this section provide statistical data on Air Force civilian minority groupings, on chargeable personnel strengths by appropriation, and civilian strengths of geographical areas of command.

Additional information is provided on general schedule average grade comparisons by commands and separate operating agencies and labor/management relations in the major air commands.

UNCLASSIFIED

TABLE 101 - TOTAL USAF CIVILIAN EMPLOYMENT BY U.S. CIVILIANS AND NON-U.S. CIVILIANS BY GEOGRAPHICAL AREA - BY COMMAND - AS OF 30 SEPTEMBER 1978

COMMAND	US CITIZEN CHARGE			NON-US DIRECT CHARGE	TOTAL DIRECT CHARGE	NON-US INDIRECT CHARGE	TOTAL CHARGE	NON-CHARGE			GRAND TOTAL
	CONUS	O/S	TOTAL					YOUTH	DISAB.	RET.	
AAC		1268	1268		1268		1268	10	1		1279
AAG	541	40	581	5	586	7	593	11			604
ACD	1789	3	1792		1792		1792	7	1		1800
ADC	3946	77	4023	53	4076		4076	46	11		4133
AFC	1826		1826		1826		1826	13			1839
AFE		2180	2180	738	2918	7354	10272		1		10273
AFR	10205		10205		10205		10205	176	8		10389
ANG (5)	1301		1301		1301		1301	16			1317
ANG (32)	22195	278	22473		22473		22473		2		22475
ASG	2		2		2		2	1			3
ATC	14995	13	15008		15008		15008	134	32		15174
AUN	2		2		2		2				2
COC	10		10		10		10				10
CSV	4900	719	5619	301	5920	639	6559	45	15		6619
DAA	461		461		461		461	4			465
ELM	269	4	273		273		273	1			274
ESA	7691	858	8549	213	8762	789	9551	166	20		9737
EUR		30	30		30		30				30
HAF	2035	3	2038		2038		2038	14	5		2057
INT	128	8	136	9	145		145				145
ISC	145		145		145		145	10			155
LCT	7	3	10		10		10				10
LOG	81597	115	82072	23	82095	5	82100	938	246		83284
MAC	14444	710	15154	1093	16247	1161	17408	159	31		17598
MCT	17		17		17		17				17
MRA	44		44		44		44				44
MPC	757		757		757		757	2	1		760
OSI	213	69	282	17	299	30	329				329
PAC		2364	2364	3811	6175	3429	9604	8	2		9614
RPC	720		720		720		720	13			733
SAC	12828	559	13387		13387		13387	63	25		13475
SYS	26115	90	26205	2	26207	1	26208	725	42		26975
TAC	9672	131	9803	549	10352		10352	124	11		10487
TEC	74	1	75		75		75	4			79
USS	1105	133	1238	164	1402	652	2054	9	1		2064
TOTAL	220423	9627	230050	6978	237028	14067	251095	2699	455		254249

UNCLASSIFIED

UNCLASSIFIED

OPR: OCPO/MPKEA
SOURCE: SF 113A, SEP 78

TABLE 102 — CHARGEABLE USAF CIVILIAN PERSONNEL STRENGTH BY APPROPRIATION —
FOR 30 SEPTEMBER 1977 AND 30 SEPTEMBER 1978

Fiscal Year/Appropriation	US Direct Hire	Foreign National Direct Hire	Total Direct Hire	Indirect Hire Foreign National	Total Strength
<u>FY 1977-Actual</u>					
Operations & Maintenance, AF	140,011	6,529	146,540	13,864	160,404
Operations & Maintenance, RES	10,963		10,963		10,963
Operations & Maintenance, ANG	23,442		23,442		23,442
AF Industrial Fund	40,395	395	40,790	638	41,428
Research, Development, Test and Evaluation	<u>19,084</u>	<u> </u>	<u>19,084</u>	<u> </u>	<u>19,084</u>
<u>TOTAL</u>	<u>233,895</u>	<u>6,924</u>	<u>240,819</u>	<u>14,502</u>	<u>255,321</u>
<u>FY 1978-Actual</u>					
Operations & Maintenance, AF	136,370	6,609	142,979	13,456	156,435
Operations & Maintenance, RES	10,959		10,959		10,959
Operations & Maintenance, ANG	23,955		23,955		23,955
AF Industrial Fund	39,536	369	39,905	611	40,516
Research, Development, Test and Evaluation	<u>19,226</u>	<u> </u>	<u>19,226</u>	<u> </u>	<u>19,226</u>
<u>TOTAL</u>	<u>230,046</u>	<u>6,978</u>	<u>237,024</u>	<u>14,067</u>	<u>251,091</u>

UNCLASSIFIED

UNCLASSIFIED

TABLE 103 -- USAF GENERAL SCHEDULE AVERAGE GRADE COMPARISON
BY COMMANDS AND SEPARATE OPERATING AGENCIES --
AS OF 30 SEPTEMBER 1978

CMDs/ SOAs	30SEP77	31MAR78	30SEP78	CHANGE SEP77- SEP78	CHANGE MAR78- SEP78
AAC	6.7831	6.6000	6.6673	-.1158	+.0673
AFAA	9.7444	9.7859	9.8364	+.0920	+.0505
USAFA	6.1953	6.1396	6.2141	+.0188	+.0745
ADC	6.9429	6.9418	6.9935	+.0506	+.0517
AF AFC	7.3494	7.3382	7.4637	+.1143	+.1255
USAFE	6.6803	6.8255	6.7502	+.0699	-.0753
AFRES	7.3710	7.3538	7.3474	-.0236	-.0064
ANG-5	6.3291	6.4551	6.4422	+.1131	-.0129
ATC	6.8089	6.8306	6.8841	+.0752	+.0535
AU	7.1754	7.1455	7.0759	-.0995	-.0696
AFCS	6.7733	6.7679	7.0318	+.2585	+.2639
AFDAA	9.8350	9.9744	9.8456	+.0106	-.1288
AFESA	4.8291	5.0643	5.3753	+.5462	+.3110
HAF	9.2315	9.1627	9.1741	-.0574	+.0114
AFIS	9.7704	9.5882	9.7407	-.0297	+.1525
AFISC	7.5862	7.4797	7.4896	-.0966	+.0099
AFLC	7.9866	7.9381	7.9611	-.0255	+.0230
MAC	6.7874	6.7816	6.8188	+.0314	+.0372
AFMEA	6.9130	6.6761	6.4318	-.4812	-.2443
AFMPC	7.4190	7.4654	7.2280	-.1910	-.2374
AFOSI	6.4257	6.4463	6.3548	-.0709	-.0915
PACAF	6.7842	6.8900	6.8878	+.1036	-.0022
ARPC	5.2109	5.1706	5.1827	-.0282	+.0121
SAC	6.4399	6.5643	6.5498	+.1099	-.0145
AFSC	9.2695	9.2537	9.2200	-.0495	-.0337
TAC	6.3940	6.4906	6.4773	+.0833	-.0133
AFTEC	7.3194	7.4304	7.5526	+.2332	+.1222
USAFSS	8.1331	8.1738	8.2475	+.1144	+.0737
AF-WIDE	7.6514	7.6641	7.6931	+.0417	+.0290

SOURCE: CAP-66 Report, USAF PERS STATUS FILE, PDS-C.

OPR: AF/MPKC

TABLE 104 -- CIVILIAN MINORITY GROUP EMPLOYMENT -- BY RACE --
AS OF 30 SEPTEMBER 1978

	BLACK	HISPANIC	INDIAN	ORIENTAL	TOTAL MINORITY	WOMEN	TOTAL*
Air Force	8.74	8.65	.43	.80	18.62	31.25	204,898
AAC	6.33	1.61	1.16	.71	9.81	34.41	1,551
USAFA	7.13	22.02	.27	.80	30.21	27.71	1,880
ADCOM	4.25	3.13	.49	.63	8.50	35.16	3,672
USAFE	8.20	4.22	.14	1.00	13.57	61.30	2,793
AFLC	9.55	12.84	.57	.88	23.63	25.94	84,407
AFSC	7.86	2.22	.20	.78	11.06	32.31	21,054
ATC	9.73	10.65	.24	.57	21.20	40.54	21,053
AFRES	7.61	.79	.24	.08	8.72	24.39	3,694
1947 AS/DMPK	15.92	1.00	.19	.82	17.73	55.00	2,600
MAC	10.34	6.57	.46	1.09	18.45	33.42	24,766
PACAF	2.03	.64	.03	7.02	9.72	38.51	3,147
SAC	4.32	2.49	.45	.64	7.90	28.99	19,105
TAC	9.87	8.97	.33	.43	19.61	36.66	12,710
USAFSS	3.25	14.81	.33	.24	18.63	38.73	1,229
ANG	7.28	.97	.24	.24	8.73	19.81	1,237

Source: Minority/Women Statistical Report, Q54

OPR: AF/MPKO

*Serviced Strength; minority/women statistics are percentages

UNCLASSIFIED

UNCLASSIFIED

TABLE 105 - SCOPE OF LABOR-MANAGEMENT RELATIONS ACTIVITY
IN AIR FORCE MAJOR AIR COMMANDS -
AS OF 30 SEPTEMBER 1978

Commands	No. of Bargaining Units	No. of Employees Represented (incl NAF)	No. of Negotiated Agreements
ADCOM	13	2679	13
AFLC	15	74501	18
AFSC	37	11217	19
ATC	35	19892	28
AFRES	17	3021	15
1947 AS/DMPK	1	2205	1
MAC	47	20234	24
SAC	45	17555	34
TAC	38	11978	31
AAC	6	1433	3
USAFE	0	0	0
USAFA	2	1866	2
PACAF	5	2294	5
ANG	8	1111	8
TOTAL	269	169891	200

OPR: AF/MPKU

SOURCE: Civil Service Commission, Union Recognition in the Federal Gov't, Nov 1977 and records on file in AF/MPKU

TABLE 105A - SUMMARY OF USAF CIVILIAN RETIREMENT FUND TRANSACTIONS
FOR THE CALENDAR YEAR ENDED 31 DECEMBER 1978

(Civilian Retirement Fund Transactions are reported only on a Calendar Year Basis)

SUMMARY NOMENCLATURE	CALENDAR YEAR 1978
Current Year Total Payments to Retirement Fund	<u>\$ 569,259,940.36</u>
Current Year Employee Deductions	284,629,970.18
Current Year Air Force Contributions	284,629,970.18
Total of Individual Retirement Account Balances	<u>1,928,062,120.85</u>
Year-End Total of Active Accounts (Number)	<u>236,527</u>

Source: Directorate of Accounting and Finance (ACF) and Accounting and Finance Center (AFAFC)
Denver, Colorado

UNCLASSIFIED

UNCLASSIFIED



Medical



PART VI

PART VI

MEDICAL



DEFINITIONS

ADMISSION - When applied to: (1) Active duty military personnel, the term indicates that the individual has been placed under treatment as a quarters patient or as a hospital bed occupant on an excused-from-duty basis. (2) A civilian patient, the term indicates that a patient has entered a hospital as a bed occupant, for some form of treatment.

ADMISSION RATE - The admission rate is a measure which indicates the frequency with which military patients are excused from duty for medical reasons. Hence, the admission rate is based on admissions from duty. These are annual admission rates, which show the number of admissions that would occur during a year if admissions occurred throughout an entire year at the same frequency as in the period of observation. The annual admission rate per thousand average strength is computed as follows:

$$\frac{\text{Number of admissions during the period} \times \text{Number of such periods in a year} \times 1,000}{\text{Mean strength during the period}}$$

AIR FORCE PERSONNEL - Air Force military personnel on active duty, not including Air Force Academy cadets or personnel on active duty for training.

AVERAGE OCCUPIED BEDS - The average of the numbers of patients occupying beds in hospitals as of midnight of each day in the period.

COMPLETE PHYSICAL EXAMINATIONS - Complete physical examinations include only those recorded on the Report of Medical Examination (Standard Form 88); physical inspections of food handlers or barbers are not included nor are examinations of personnel who are ill.

HOSPITALIZED RATIO - The hospitalized ratio is the weighted average of the proportions of strength in an inpatient status each day (of the period for which it is computed). It differs from the noneffective ratio in that it includes only bed occupancy days in hospitals. The ratio is computed per 100 strength as follows:

$$\frac{\text{Number of bed occupancy days in the period} \times 100}{\text{Mean strength} \times \text{Number of calendar days in the period}}$$

INPATIENT ADMISSION - The enrollment of a patient for care on the wards of a hospital.

NONEFFECTIVE RATIO - The medical noneffective ratio is the weighted average of the proportions of strength not available for duty, for medical reasons, each day (of the period for which it is computed). Such persons may be under treatment as inpatients, in quarters, on sick leave, or AWOL from a patient status. The ratio is computed for a specified period, per 100 strength as follows:

$$\frac{\text{Number of sick days in period} \times 100}{\text{Mean strength} \times \text{Number of calendar days in the period}}$$

OPERATING BEDS - This term applies to beds with staff and equipment ready for treatment of patients in hospitals.

OUTPATIENT VISITS - One visit is counted each time an outpatient or quarters patient receives advice and/or treatment at an organized clinic or specialty service. More than one visit per patient may be counted on a given day.

AEROSPACE PHYSIOLOGY - Program of instruction to familiarize the flyer with the physiological and psychological stresses of modern military aviation and space flight, and to prepare him to meet these stresses successfully. Physiological training officers are also responsible for technical monitoring of the USAF Compression Therapy Program; managing the training function of the Tri-Service pressure suit program; monitoring special life support equipment and operations functions; and for training aircrew members in functions of personnel protective equipment which is used in flight, escape from aircraft, and survival.

UNCLASSIFIED

TABLE 106 - SELECTED DATA CONCERNING MEDICAL CARE PROVIDED AT FIXED
AIR FORCE MEDICAL FACILITIES - WORLD-WIDE -
FY 1974 THROUGH FY 1978

INDEX	FISCAL YEAR				
	1974	1975	1976	1977	1978
Number of operating beds at end of fiscal year	7,919	6,835	6,318	5,989	5,770
Average number of patients occupying beds (during the FY):					
Total	5,413	5,013	4,764	4,649	4,434
AD US military personnel	2,343	2,057	1,878	1,737	1,746
Air Force personnel.....	2,156	1,879	1,689	1,560	1,549
Army personnel	98	93	107	95	109
Navy-Marine personnel	89	85	82	82	88
Other US active duty military personnel	21	17	20	17	22
Active duty personnel of US nonmilitary uniformed services ..	9	6	6	8	9
Retired personnel of US uniformed services, total	634	636	638	693	673
Retired Air Force personnel	420	419	416	456	442
Retired Army personnel	121	122	128	133	129
Retired Navy-Marine personnel	88	91	89	99	97
Other retired personnel	5	4	5	5	5
Dependents of US uniformed services personnel, total	2,283	2,190	2,135	2,115	1,910
Dependents of US active duty military personnel	1,547	1,433	1,366	1,301	1,151
Dependents of Air Force	1,352	1,247	1,168	1,088	962
Dependents of Army	109	102	110	122	108
Dependents of Navy-Marine	86	84	88	91	81
Dependents of retired and deceased US military personnel ..	724	744	756	798	744
Dependents of US nonmilitary uniformed services personnel ..	12	13	13	16	14
All other beneficiaries	123	107	87	79	74
Total number of inpatient admissions	288,016	284,735	284,082	284,991	275,347
Inpatient admissions of:					
AD US military personnel	101,923	98,576	96,149	94,926	98,665
Other US active duty military personnel	1,207	1,139	1,310	1,433	1,566
Active duty US nonmilitary uniformed services personnel ...	372	283	326	432	407
Retired US military personnel	24,479	24,794	25,787	28,859	28,516
Retired US nonmilitary uniformed services personnel	204	188	201	205	191
Dependents of US uniformed services personnel, total	154,479	154,628	155,353	154,237	141,155
Dependents of:					
US active duty military personnel	117,062	115,466	113,842	109,052	98,936
Retired and deceased US military personnel	36,711	38,478	40,699	44,233	41,348
US nonmilitary uniformed services personnel	706	684	812	952	875
All other beneficiaries	5,352	5,127	4,956	4,899	4,843

UNCLASSIFIED

UNCLASSIFIED

TABLE 106 - SELECTED DATA CONCERNING MEDICAL CARE PROVIDED AT FIXED AIR FORCE MEDICAL FACILITIES - WORLD-WIDE - FY 1974 THROUGH FY 1978 (CONTINUED)

INDEX	FISCAL YEAR				
	1974	1975	1976	1977	1978
Total number of outpatient visits	15,654,735	15,166,595	14,761,548	15,045,111	14,978,905
Outpatient visits of:					
AD US military personnel	5,525,363	5,231,198	4,895,363	4,804,346	4,930,891
Other US active duty military personnel	75,797	68,234	69,573	87,251	69,688
Active duty personnel of US nonmilitary uniformed services	6,504	6,575	7,335	8,120	7,174
Retired US uniformed services personnel	870,595	937,616	1,003,515	1,140,273	1,171,972
Dependents of US active duty military personnel .	7,178,183	6,698,709	6,346,423	6,300,242	6,083,720
Dependents of retired and deceased US uniformed services personnel	1,558,696	1,717,340	1,951,765	2,256,781	2,283,518
US civilian employees	369,866	367,876	360,709	327,062	307,204
All other beneficiaries	129,731	139,047	126,865	121,036	124,738
Total number of immunizations	4,671,061	4,183,257	3,728,456	3,781,341	3,301,000
Total number of flight physical examinations	149,448	129,257	113,193	104,112	104,711
Total number of other complete physical examinations.	439,609	395,681	348,259	331,622	275,520

SOURCE: Biometrics Division, Office of the Surgeon General, USAF

UNCLASSIFIED

TABLE 107 - ADMISSION RATES FOR MAJOR ILLNESS GROUPS, BY MONTH AND GEOGRAPHIC AREA, AIR FORCE PERSONNEL - FY 1974 THROUGH FY 1978

(Admissions per year per 1,000 strength)

MAJOR ILLNESS GROUP AND FISCAL YEAR	AVERAGE FOR FISCAL YEAR	JUL	AUG	SEP	OCT	NOV	DEC	JAN	FEB	MAR	APR	MAY	JUN
WORLDWIDE													
ALL CAUSES - TOTAL 1/													
FY 1974	238	217	220	222	235	235	186	257	267	289	262	242	222
FY 1975	245	226	227	246	242	231	227	296	286	249	253	231	232
FY 1976	280	229	231	271	259	250	233	289	413	389	286	254	264
*FY 1977	-	-	-	-	292	318	252	303	331	347	315	312	305
*FY 1977	307	275	314	327	-	-	-	-	-	-	-	-	-
*FY 1978	-	-	-	-	310	356	305	472	673	462	355	360	347
*FY 1978	385	310	346	347	-	-	-	-	-	-	-	-	-
DISEASE													
FY 1974	218	196	199	200	214	215	171	238	248	270	241	221	200
FY 1975	225	204	206	224	221	211	211	277	267	231	233	209	207
FY 1976	257	206	207	246	236	229	214	269	391	368	263	229	236
*FY 1977	-	-	-	-	265	288	231	281	308	323	289	282	277
*FY 1977	281	246	285	299	-	-	-	-	-	-	-	-	-
*FY 1978	-	-	-	-	283	330	283	447	649	436	327	327	316
*FY 1978	357	280	311	314	-	-	-	-	-	-	-	-	-
NON-BATTLE INJURY													
FY 1974	20	20	21	22	21	20	16	20	19	20	21	21	22
FY 1975	20	22	21	22	21	20	16	19	19	18	20	22	25
FY 1976	23	23	24	25	23	21	19	20	22	21	23	25	28
*FY 1977	-	-	-	-	27	30	21	22	23	24	26	30	28
*FY 1977	26	29	29	28	-	-	-	-	-	-	-	-	-
*FY 1978	-	-	-	-	27	26	22	25	24	26	27	32	31
*FY 1978	28	30	35	33	-	-	-	-	-	-	-	-	-
CONTINENTAL US (EXCLUDES ALASKA AND HAWAII)													
ALL CAUSES - TOTAL													
FY 1974	229	203	211	211	218	225	179	245	263	288	253	232	218
FY 1975	245	224	224	247	240	230	234	301	283	245	251	233	233
FY 1976	283	228	229	274	264	250	239	291	407	400	293	254	264
*FY 1977	-	-	-	-	285	313	246	300	334	350	311	305	298
*FY 1977	303	265	307	323	-	-	-	-	-	-	-	-	-
*FY 1978	-	-	-	-	306	349	302	458	669	474	356	355	346
*FY 1978	384	304	343	346	-	-	-	-	-	-	-	-	-
DISEASE													
FY 1974	209	183	191	190	198	206	164	226	243	269	233	212	196
FY 1975	225	201	203	226	219	210	218	281	264	228	232	211	208
FY 1976	260	205	206	249	241	230	220	271	385	379	270	229	235
*FY 1977	-	-	-	-	260	284	226	279	312	327	284	276	271
*FY 1977	277	237	280	297	-	-	-	-	-	-	-	-	-
*FY 1978	-	-	-	-	282	324	281	433	646	450	330	324	316
*FY 1978	357	274	309	315	-	-	-	-	-	-	-	-	-
NON-BATTLE INJURY													
FY 1974	20	20	20	21	20	19	15	19	20	19	20	20	22
FY 1975	20	23	21	21	21	20	16	20	19	17	19	22	25
FY 1976	23	23	23	25	23	20	19	20	22	21	23	25	29
*FY 1977	-	-	-	-	25	29	20	21	22	23	27	29	27
*FY 1977	26	28	27	26	-	-	-	-	-	-	-	-	-
*FY 1978	-	-	-	-	25	24	21	25	22	24	26	31	31
*FY 1978	27	30	34	31	-	-	-	-	-	-	-	-	-

UNCLASSIFIED

UNCLASSIFIED

TABLE 107 -- ADMISSION RATES FOR MAJOR ILLNESS GROUPS, BY MONTH AND GEOGRAPHIC AREA, AIR FORCE PERSONNEL -- FY 1974 THROUGH FY 1978 (CONTINUED)

(Admissions per year per 1,000 strength)

MAJOR ILLNESS GROUP AND FISCAL YEAR	AVERAGE FOR FISCAL YEAR	JUL	AUG	SEP	OCT	NOV	DEC	JAN	FEB	MAR	APR	MAY	JUN
OUTSIDE CONTINENTAL US (INCLUDES ALASKA AND HAWAII)													
ALL CAUSES - TOTAL 1/													
FY 1974	264	257	249	257	286	266	211	295	279	293	287	268	233
FY 1975	244	230	232	242	249	233	207	281	297	259	257	224	231
FY 1976	273	232	238	265	244	251	213	284	432	349	262	251	265
*FY 1977	-	-	-	-	319	335	271	312	322	337	326	332	332
*FY 1977	323	308	339	340	-	-	-	-	-	-	-	-	-
*FY 1978	-	-	-	-	323	380	313	522	686	420	349	377	351
*FY 1978	397	327	355	353	-	-	-	-	-	-	-	-	-
DISEASE													
FY 1974	242	236	225	231	262	243	193	272	260	271	265	244	209
FY 1975	224	211	212	220	228	214	191	262	277	240	235	200	207
FY 1976	250	208	214	240	219	229	196	263	413	329	239	227	241
*FY 1977	-	-	-	-	285	305	249	285	295	309	302	300	300
*FY 1977	293	276	305	306	-	-	-	-	-	-	-	-	-
*FY 1978	-	-	-	-	290	348	287	494	658	388	318	339	318
*FY 1978	364	297	317	313	-	-	-	-	-	-	-	-	-
NON-BATTLE INJURY													
FY 1974	22	21	24	26	24	23	18	23	19	22	22	24	24
FY 1975	20	19	20	22	21	19	16	19	20	19	22	23	24
FY 1976	22	24	24	25	22	17	21	19	20	23	24	24	24
*FY 1977	-	-	-	-	34	30	22	27	27	28	24	32	32
*FY 1977	30	32	34	34	-	-	-	-	-	-	-	-	-
*FY 1978	-	-	-	-	33	31	26	28	28	33	31	38	32
*FY 1978	33	30	37	40	-	-	-	-	-	-	-	-	-

1/ Includes admission rates for battle casualties.

* Dashes in monthly entries for FY 77 and FY 78 reflect the change in FY from an FY beginning in July of the CY to an FY beginning 1 Oct.

SOURCE: Biometrics Division, Office of the Surgeon General, USAF

UNCLASSIFIED

TABLE 108 - NON-EFFECTIVE RATIOS FOR ALL CAUSES, BY MONTH, AIR FORCE PERSONNEL -
WORLD-WIDE - FY 1974 THROUGH FY 1978

(Personnel not available for duty because of medical reasons per 100 average strength)

FISCAL YEAR	AVERAGE FOR FISCAL YEAR	JUL	AUG	SEP	OCT	NOV	DEC	JAN	FEB	MAR	APR	MAY	JUN
FY 1974	.62	.64	.62	.61	.61	.60	.55	.61	.66	.67	.64	.62	.59
FY 1975	.57	.57	.58	.59	.58	.58	.53	.57	.62	.57	.56	.55	.53
FY 1976	.57	.53	.54	.55	.56	.56	.50	.56	.70	.65	.57	.53	.54
*FY 1977	-	-	-	-	.55	.55	.47	.56	.56	.56	.55	.53	.50
*FY 1977	.52	.48	.50	.53	-	-	-	-	-	-	-	-	-
*FY 1978	-	-	-	-	.52	.54	.49	.59	.77	.62	.56	.53	.49
*FY 1978	.55	.50	.53	.53	-	-	-	-	-	-	-	-	-

*Dashes in monthly entries for FY 77 and FY 78 reflect the change in FY from an FY beginning in July of the CY to an FY beginning 1 Oct.

SOURCE: Biometrics Division, Office of the Surgeon General, USAF

UNCLASSIFIED

UNCLASSIFIED

TABLE 109 -- HOSPITALIZED RATIOS FOR ALL CAUSES, BY MONTH, AIR FORCE PERSONNEL --
WORLD-WIDE -- FY 1974 THROUGH FY 1978

(Personnel occupying hospital beds per 100 average strength)

FISCAL YEAR	AVERAGE FOR FISCAL YEAR	JUL	AUG	SEP	OCT	NOV	DEC	JAN	FEB	MAR	APR	MAY	JUN
FY 1974	.38	.38	.39	.39	.39	.39	.31	.38	.41	.42	.40	.38	.37
FY 1975	.36	.36	.35	.38	.38	.37	.30	.36	.39	.37	.37	.36	.34
FY 1976	.35	.35	.36	.36	.36	.36	.29	.34	.38	.37	.34	.33	.33
*FY 1977	-	-	-	-	.33	.33	.27	.33	.36	.36	.34	.32	.31
*FY 1977	.33	.32	.32	.33	-	-	-	-	-	-	-	-	-
*FY 1978	-	-	-	-	.32	.33	.27	.33	.39	.36	.34	.33	.31
*FY 1978	.33	.31	.32	.33	-	-	-	-	-	-	-	-	-

*Dashes in monthly entries for FY 77 and FY 78 reflect the change in FY from an FY beginning in July of the CY to an FY beginning 1 Oct.

SOURCE: Biometrics Division, Office of the Surgeon General, USAF

UNCLASSIFIED

UNCLASSIFIED

TABLE 110 — NUMBER OF INDIVIDUALS COMPLETING PHYSIOLOGICAL TRAINING
ACCORDING TO PHASE OF TRAINING —
FY 1974 THROUGH FY 1978

FISCAL YEAR	ORIGINAL	REFRESHER	PASSENGER	PRESSURE SUIT	EJECTION SEAT
FY 1974 <u>1/</u>	10,599	22,953	1,951	148	6,386
FY 1975 <u>2/</u>	10,047	22,492	2,017	178	5,250
FY 1976 <u>3/</u>	7,741	20,209	2,102	113	4,193
FY 1977 <u>4/</u>	8,008	19,215	2,318	78	4,302
FY 1978 <u>5/</u>	8,279	19,051	2,079	83	5,272
TOTAL	44,674	103,920	10,467	600	25,403

1/ Excludes Special Training 36,022; Para-Sail Training 3,281; and FAA Training 1,490.

2/ Excludes Special Training 30,639; Para-Sail Training 2,873; and FAA Training 1,568.

3/ Excludes Special Training 25,144; Para-Sail Training 2,739; and FAA Training 1,927.

4/ Excludes Special Training 17,429; Para-Sail Training 2,300; and FAA Training 2,017.

5/ Excludes Special Training 18,122; Para-Sail Training 2,288; and FAA Training 1,913.

NOTE: Most of the trainees are Air Force active duty military personnel. Members of the Other US Armed Forces allied military personnel and civilians are also included. (See AFR 50-27)

SOURCE: Aerospace Physiology, Aerospace Medicine Division, Office of the Surgeon General, USAF.

UNCLASSIFIED

UNCLASSIFIED



Security & Discipline

PART VII

PART VII

SECURITY AND DISCIPLINE

THE AIR FORCE CORRECTION PROGRAM

SECURITY POLICE



INTRODUCTION

Information is collected semiannually for use in managing the Air Force Correction Program and is derived from reports required by AFR 125-18.

DEFINITIONS

Detention Facility - This facility services one base and consists of one or more cells, normally adjacent to the Security Police desk. Because of space and manpower limitations, other service casual prisoners are usually not accepted for confinement.

Consolidated Detention Facility - This facility services more than one base in a geographical area and may consist of a number of cells adjacent to the Security Police desk, or a separate facility. This facility is used to confine Air Force casual, pre-trial, adjudged, and sentenced prisoners who do not meet the criteria for transfer to the 3320th Correction and Rehabilitation Squadron, the United States Disciplinary Barracks or the Confinement Facility, Fort Riley, KS. Other service casual, pre-trial, adjudged, and sentenced prisoners may be confined by appropriate written agreement, providing the other service assigns personnel commensurate with their average daily prisoner load.

Correctional Custody - The physical restraint of a person during duty or non-duty hours, or both, imposed as a punishment under Article 15, UCMJ. (MCM, 1969)

Casual Status - A prisoner held at a Consolidated Detention or Detention facility awaiting disposition instructions or transfer arrangements.

UNCLASSIFIED

TABLE III - CONFINEMENT FACILITIES OPERATED BY AIR FORCE
INSTALLATIONS - SEMIANNUALLY -
FISCAL YEAR 1978

(LAST DAY OF REPORTING PERIOD)

COMMAND	CONSOLIDATED DETENTION		DETENTION	
	As of 31 Mar 78	As of 30 Sep 78	As of 31 Mar 78	As of 30 Sep 78
Alaskan Air Command	0	0	1	0
Aerospace Defense Command	0	0	5	5
Air Force Logistics Comd	0	0	4	4
Air Force Systems Command	2	2	2	2
*Air Training Command	4	4	10	10
Military Airlift Command	2	2	8	7
Pacific Air Forces	1	1	6	5
Strategic Air Command	2	2	24	24
Tactical Air Command	1	1	15	16
US Air Forces in Europe	4	4	9	10
<u>WORLDWIDE TOTAL</u>	<u>16</u>	<u>16</u>	<u>84</u>	<u>83</u>

Source: Personnel Support Branch, Programming Division, Air Force Office
of Security Police, Kirtland AFB NM. RCS: HAF-SP(Q)7405

* Includes Air University

UNCLASSIFIED

TABLE 112 - AIR FORCE PRISONERS - TOTAL IN CONFINEMENT -
SEMIANNUALLY - FISCAL YEAR 1978

(LAST DAY OF REPORTING PERIOD)

COMMAND	As of 31 Mar 78	As of 30 Sep 78
Alaskan Air Command	4	6
Aerospace Defense Command	0	0
Air Force Logistics Comd	3	2
Air Force Systems Command	2	6
*Air Training Command	12	19
Military Airlift Command	15	10
Pacific Air Forces	29	16
Strategic Air Command	34	30
Tactical Air Command	9	24
US Air Forces in Europe	26	17
3320 Correction and Rehabilitation Squadron	16	22
US Disciplinary Barracks	38	35
Confinement Facility, Fort Riley KS	10	16
<u>WORLDWIDE TOTAL</u>	<u>198</u>	<u>203</u>

* Includes Air University

Source: Personnel Support Branch, Programming Division, Air Force Office
of Security Police, Kirtland AFB NM. RCS: HAF-SP(Q)7405

UNCLASSIFIED

TABLE 113 — PERSONNEL IN CORRECTIONAL CUSTODY —
SEMIANNUALLY — FISCAL YEAR 1978

(LAST DAY OF REPORTING PERIOD)

COMMAND	As of 31 Mar 78	As of 30 Sep 78
Alaskan Air Command	0	0
Aerospace Defense Command	2	0
Air Force Logistics Command	0	1
Air Force Systems Command	0	0
*Air Training Command	2	5
Military Airlift Command	1	1
Pacific Air Forces	0	0
Strategic Air Command	17	6
Tactical Air Command	1	1
US Air Forces In Europe	0	2
<u>WORLDWIDE TOTAL</u>	<u>23</u>	<u>16</u>

Source: Personnel Support Branch, Programming Division, Air Force Office
of Security Police, Kirtland AFB NM. RCS: HAF-SP(Q)7405

* Includes Air University

UNCLASSIFIED

TABLE 114 - TOTAL RELEASES FROM CORRECTIONAL CUSTODY -
SEMIANNUALLY - FISCAL YEAR 1978

(DURING REPORTING PERIOD)

COMMAND	As of 31 Mar 78	As of 30 Sep 78
Alaskan Air Command	0	0
Aerospace Defense Command	0	0
Air Force Logistics Command	4	2
Air Force Systems Command	5	3
*Air Training Command	26	38
Military Airlift Command	7	8
Pacific Air Forces	0	0
Strategic Air Command	47	39
Tactical Air Command	2	5
US Air Forces in Europe	0	7
<u>WORLDWIDE TOTAL</u>	<u>91</u>	<u>102</u>

Source: Personnel Support Branch, Programming Division, Air Force Office
of Security Police, Kirtland AFB NM. RCS: HAF-SP(Q)7405

* Includes Air University

UNCLASSIFIED

**AIR FORCE OFFICE
OF
SPECIAL INVESTIGATIONS (AFOSI)**

**DEFINITIONS**

COUNTERINTELLIGENCE INVESTIGATIONS - Investigations/Operations conducted in an effort to maintain/enhance the security of USAF classified information, personnel and other resources against intelligence/subversive terrorist activities directed by hostile nations, groups or individuals.

CRIMINAL INVESTIGATIONS - Investigations conducted to determine facts and circumstances pertaining to alleged major violations of the Articles of the Uniform Code of Military Justice, Federal Statutes, and/or other applicable directives, excluding incidents of a counterintelligence or procurement nature.

FRAUD INVESTIGATIONS - Investigations conducted to determine facts surrounding incidents of alleged breaches of the public trust and violations of law in connection with Air Force procurement, disposal, nonappropriated funds, and pay and allowance matters.

PERSONNEL SECURITY INVESTIGATIONS - Investigations conducted for the Defense Investigative Service in overseas areas; local agency checks which serve as a basis for granting base access; reciprocal investigations conducted for other federal agencies; premarital investigations of intended alien spouses of Air Force military personnel.

UNCLASSIFIED

TABLE 115 - INVESTIGATIVE ACTIVITY BY THEATER AND WORLD-WIDE - AS OF 30 SEPTEMBER 1978

DESCRIPTION	INVESTIGATIVE ACTIVITY							
	OPENED				CLOSED			
	WORLD-WIDE	CONUS	PACAF	USAF	WORLD-WIDE	CONUS	PACAF	USAF
GRAND TOTAL	<u>36,146</u>	<u>16,435</u>	<u>9,213</u>	<u>10,494</u>	<u>35,723</u>	<u>16,185</u>	<u>9,249</u>	<u>10,289</u>
PERSONNEL SECURITY INVEST.- TOTAL	<u>20,877</u>	<u>5,532</u>	<u>7,556</u>	<u>7,789</u>	<u>20,743</u>	<u>5,545</u>	<u>7,589</u>	<u>7,609</u>
LOCAL AGENCY CHECKS - (LAC)	<u>12,742</u>	<u>4,976</u>	<u>4,671</u>	<u>3,095</u>	<u>12,742</u>	<u>4,976</u>	<u>4,671</u>	<u>3,095</u>
PERSONNEL BACKGROUND INVESTIGATIONS (PBI) - TOTAL	<u>8,135</u>	<u>556</u>	<u>2,885</u>	<u>4,694</u>	<u>8,001</u>	<u>569</u>	<u>2,918</u>	<u>4,514</u>
AFOSI Applicant Investigative Processing	349	280	16	53	325	268	16	41
Premarital Investigations	2,011	63	1,009	939	2,075	66	1,092	917
Reciprocal Investigations (DIS)	5,098	203	1,532	3,363	4,912	227	1,476	3,209
Reciprocal Investigations (General)	677	10	328	339	689	8	334	347
FRAUD INVESTIGATIONS - TOTAL	<u>2,968</u>	<u>2,374</u>	<u>237</u>	<u>357</u>	<u>2,695</u>	<u>2,120</u>	<u>233</u>	<u>342</u>
Larceny by Fraud	112	85	18	9	90	71	16	3
Bribery	20	8	8	4	21	9	9	3
Improper Use or Diversion of Government Property or Employees	201	145	9	47	189	134	10	45
Procurement Matters	283	232	30	21	277	225	29	23
Disposal Matters	34	16	15	3	36	18	16	2
Morale, Welfare and Recreation Activities and Commissary Matters	557	364	75	118	534	344	77	113
Pay and Allowance Matters	1,040	864	57	119	1,123	956	52	115
Fraud Special Inquiry	112	81	12	19	107	73	12	22
Reciprocal Investigations (Fraud)	38	22	7	9	35	20	6	9
Survey of Procurement Matters	13	8	2	3	12	7	2	3
Survey of Disposal Matters	9	5	1	3	9	5	1	3
Survey of Morale, Welfare and Recreation Activities and Commissaries	15	11	2	2	14	11	2	1
Survey of Pay and Allowance Matters	534	533	1	0	248	247	1	0
* OTHER FRAUD ACTIVITY								
Collection Matters	4,428	3,124	594	710	4,428	3,124	594	710
COUNTERINTELLIGENCE INVEST.- TOTAL	<u>1012</u>	<u>587</u>	<u>68</u>	<u>357</u>	<u>980</u>	<u>566</u>	<u>63</u>	<u>351</u>
Espionage	** 45	-	-	-	** 45	-	-	-
Sabotage	0	0	0	0	0	0	0	0
Security Violations	43	26	5	12	40	26	5	9
Protective Services Investigation	22	19	2	1	21	18	2	1
Counterintelligence Special Inquiry	121	60	16	45	107	59	10	38
Violations of AFR 205-57	11	5	2	4	11	6	1	4
Security	12	11	0	1	17	14	0	3
Suitability	29	23	2	4	29	20	2	7
Foreign	12	5	0	7	14	5	0	9
Terrorism	27	1	1	25	26	2	0	24

* Not Included in Total Investigations.

** Due to sensitive nature, Espionage, Counterespionage, Access, and Support are presented as worldwide totals only.

UNCLASSIFIED

TABLE 115 - INVESTIGATIVE ACTIVITY BY THEATER AND WORLD-WIDE -
AS OF 30 SEPTEMBER 1978 (CONTINUED)

DESCRIPTION	INVESTIGATIVE ACTIVITY							
	OPENED				CLOSED			
	WORLD- WIDE	CONUS	PACAF	USAF	WORLD- WIDE	CONUS	PACAF	USAF
COUNTERINTELLIGENCE INVESTIGATIONS- (CONTINUED)								
Counterespionage	**75	-	-	-	**59	-	-	-
Access	**22	-	-	-	**34	-	-	-
Support	**15	-	-	-	**26	-	-	-
Reciprocal Counterintelligence Investigations	80	25	10	45	86	23	12	51
Protective Services Operations . .	419	324	19	76	388	300	18	70
Protective Services Referral . . .	32	29	1	2	31	28	1	2
Refugees and Defectors	2	0	0	2	2	0	0	2
Counterterrorism Services	45	6	0	39	44	3	0	39
*OTHER COUNTERINTELLIGENCE ACTIVITY								
CI Denied Area Briefing	21	21	0	0	21	21	0	0
Counterterrorism Briefings	407	188	9	210	407	188	9	210
Collection Matters	8,650	882	1,839	5,929	8,650	882	1,839	5,929
Counterintelligence Briefings . . .	5,245	4,192	314	739	5,245	4,192	314	739
OSI Contacts	1,976	1,496	275	205	1,955	1,475	274	206
Name Traces	69	1	30	38	59	1	21	37
Associated Personnel	34	21	2	11	31	19	2	10
CRIMINAL INVESTIGATIONS - TOTAL . .	<u>11,289</u>	<u>7,942</u>	<u>1,352</u>	<u>1,995</u>	<u>11,305</u>	<u>7,954</u>	<u>1,364</u>	<u>1,987</u>
Compromise of USAF Test Material .	24	20	1	3	7	4	1	2
Homicide	198	156	23	19	212	167	28	17
Sex Offenses	1,231	981	91	159	1,219	974	84	161
Assault	596	472	55	69	533	409	54	70
Impersonation	37	34	1	2	35	30	3	2
Fraudulent Enlistment, Appointment, Discharge or Separation	106	95	5	6	91	78	5	8
Forgery	335	227	73	35	370	259	71	40
Larceny	585	496	30	59	595	506	33	56
Theft of Government Property . . .	887	675	114	98	918	700	121	97
Robbery	104	85	9	10	98	82	10	6
Housebreaking	837	590	174	73	897	632	191	74
Drug Abuse Violations	4,390	3,100	361	929	4,346	3,076	347	923
Customs Violations	113	23	64	26	102	25	64	13
Blackmarket Activities	340	13	122	205	353	13	119	221
Property Destruction	292	231	19	42	281	224	20	37
Civil Rights Violations	3	3	0	0	4	4	0	0
Intimidation	80	57	6	17	98	68	8	22
Perjury	28	26	2	0	29	26	2	1
Misconduct	286	225	36	25	296	233	39	24
Postal Violations	135	56	33	46	144	68	30	46
Counterfeiting	71	9	20	42	71	8	22	41
Bad Checks	67	48	9	10	78	58	10	10
Criminal Special Inquiry	107	67	21	19	106	73	17	16
Reciprocal Criminal Investigations	437	253	83	101	422	237	85	100

UNCLASSIFIED

**TABLE 115 - INVESTIGATIVE ACTIVITY BY THEATER AND WORLD-WIDE -
AS OF 30 SEPTEMBER 1978 (CONTINUED)**

DESCRIPTION	INVESTIGATIVE ACTIVITY							
	OPENED				CLOSED			
	WORLD- WIDE	CONUS	PACAF	USAFE	WORLD- WIDE	CONUS	PACAF	USAFE
*OTHER CRIMINAL ACTIVITY								
Forensic Support	1,043	626	206	211	1,032	619	203	201
Polygraph Examination	275	140	131	4	271	137	130	4
Identi-Kit Activity	109	52	8	49	107	51	8	49
Collection Matters	451	262	88	101	451	262	88	101

Source: AFOSI Unit Activity Report, RCS: OSI-IMI(M)7401

OPR: Headquarters, Air Force Office of Special Investigations

UNCLASSIFIED

THE JUDGE ADVOCATE GENERAL



INTRODUCTION

The Office of The Judge Advocate General provides statistical data reflecting punishment of members for offenses against military law. The statistics are derived from the Automated Military Justice Analysis and Management System (AMJAMS), AFM 111-351.

Table 116 provides by command and grade the number of nonjudicial punishment actions taken pursuant to the Uniform Code of Military Justice (UCMJ), Article 15.

Table 117 reflects by command, the types of nonjudicial punishment imposed against officers and enlisted members.

Table 118 is a report of court-martial activities reflecting, by command, the number of military personnel subject to court-martial jurisdiction pursuant to the UCMJ, Article 2 and the number tried by type of court.

Table 119 provides by command and type court, the number of trials convened, and the court-martial and Article 15 rates per 1,000 average assigned and attached military strength.

Table 120 reflects by command and type court, the number of convictions and acquittals.

DEFINITIONS

GENERAL COURT-MARTIAL -- A general court-martial may adjudge a dishonorable or bad conduct discharge as part of the sentence.

SPECIAL (BCD) COURT-MARTIAL -- A special court-martial which adjudges a bad conduct discharge as part of the sentence.

SPECIAL (non-BCD) COURT-MARTIAL -- A special court-martial which does not adjudge a discharge as part of the sentence, but may adjudge as much as six months confinement.

SUMMARY COURT-MARTIAL -- A summary court-martial may not adjudge a discharge or confinement in excess of 30 days.

NONJUDICIAL PUNISHMENT -- Punishment imposed by a commanding officer for minor offenses without the intervention of a court-martial, which does not become a permanent part of the offender's military record.

UNCLASSIFIED

TABLE 116 -- ANNUAL ARTICLE 15 ACTIVITIES AND NUMBER OF ARTICLE 15 ACTIONS --
FROM THE JUDGE ADVOCATE GENERAL, USAF
FOR FISCAL YEAR 1978

COMMAND	OFF	% TOT	E-9	% TOT	E-8	% TOT	E-7	% TOT	E-6	% TOT	E-5	% TOT	E-4	% TOT	E-3	% TOT	E-2	% TOT	E-1	% TOT	NR ACTIONS
AAC	1	.3		.0		.0	7	1.9	7	1.9	24	6.4	143	38.1	133	35.5	53	14.1	7	1.9	375
ACD		.0		.0		.0		.0	2	13.3	3	20.0	3	20.0	5	33.3	2	13.3		.0	15
ADC	3	.7		.0		.0	1	.2	6	1.5	29	7.2	108	26.7	173	42.8	62	15.3	22	5.4	404
AFE	25	.8	1	.0	4	.1	38	1.3	84	2.8	321	10.7	795	26.4	1,186	39.4	466	15.5	87	2.9	3,007
LOG	8	1.2	1	.1		.0	5	.7	12	1.7	52	7.6	180	26.2	273	39.7	128	18.6	29	4.2	688
SYS	3	.5		.0		.0	8	1.4	13	2.3	43	7.7	109	19.6	248	44.5	103	18.5	30	5.4	557
ATC	13	.4		.0	2	.1	6	.2	24	.7	99	2.9	333	9.7	560	16.3	624	18.2	1,771	51.6	3,432
AUN		.0		.0		.0		.0	1	2.4		.0	9	21.4	20	47.6	10	23.8	2	4.8	42
USA		.0		.0		.0		.0		.0		.0		.0		.0		.0		.0	
HQ		.0		.0		.0		.0		.0		.0		.0		.0		.0		.0	
MAC	17	.7	2	.1	2	.1	15	.6	51	2.0	174	6.9	585	23.1	1,126	44.5	441	17.4	119	4.7	2,532
PAF	16	1.1		.0	5	.4	13	.9	42	3.0	180	12.6	470	33.0	484	34.0	188	13.2	25	1.8	1,423
SAC	46	.9		.0	3	.1	19	.4	93	1.8	315	6.1	1,100	21.4	2,282	44.4	982	19.1	295	5.7	5,135
TAC	21	.5	2	.1		.0	25	.6	67	1.7	210	5.4	785	20.2	1,784	45.9	795	20.5	195	5.0	3,884
USS		.0		.0		.0		.0	2	3.4	4	6.9	22	37.9	23	39.7	6	10.3	1	1.7	58
AFC		.0		.0		.0		.0		.0		.0		.0		.0		.0		.0	
USAF TOTAL	153	.7	6	.0	16	.1	137	.6	404	1.9	1,454	6.7	4,642	21.5	8,297	38.5	3,860	17.9	2,583	12.0	21,552

UNCLASSIFIED

UNCLASSIFIED

OPR: HQ USAF/JAJM

SOURCE: Automated Military Justice Analysis and Management System (AMJAMS)

TABLE 117 - ANNUAL ARTICLE 15 ACTIVITIES AND PUNISHMENTS IMPOSED* -
FROM THE JUDGE ADVOCATE GENERAL, USAF
FOR FISCAL YEAR 1978

COMMAND	RESTRICTION (OVER 14 DAYS)		OTRS ARRST OFF	CORRECT CUSTODY	EXTRA DUTIES	REDUCTION IN GRADE	FORFEITURE OF PAY		DETENTION OF PAY		REPRIMAND	
	OFF	AMN		AMN	AMN	AMN	OFF	AMN	OFF	AMN	OFF	AMN
AAC		1		1	83	303	1	285			1	
ACD					3	10		12				1
ADC	2	11		2	89	312	2	310		3		3
AFE		85		19	464	2,390	18	2,317		12	20	85
LOG		25		9	96	539	8	501			5	19
SYS		13		10	83	402	2	409		1	2	24
ATC		169		202	921	1,147	11	2,948			8	47
AUN					1	37		36				1
USA												
HQ												
MAC		66		47	497	2,026	14	1,908		3	11	41
PAF	2	239		1	156	1,145	13	1,068		2	13	24
SAC	2	288		222	920	4,238	32	3,906		6	35	74
TAC		176		18	663	3,104	16	3,064		4	18	48
USS					6	38		53				
AFC												
USAF TOTAL	6	1,073		531	3,982	15,691	117	16,817		31	113	367

*NUMBER OF PUNISHMENTS IMPOSED WILL NOT AGREE WITH NUMBER OF ACTIONS, AS SOME OFFENDERS RECEIVE A COMBINATION OF PUNISHMENTS

OPR: HQ USAF/JAJM

SOURCE: Automated Military Justice Analysis and Management System (AMJAMS)

UNCLASSIFIED

UNCLASSIFIED

TABLE I18 -- ANNUAL COURT MARTIAL ACTIVITIES OF PERSONS TRIED BY COURTS-MARTIAL BY AVERAGE STRENGTH AND TYPE OF COURTS-MARTIAL -- FROM THE JUDGE ADVOCATE GENERAL, USAF FOR FISCAL YEAR 1978

COMMAND	AVERAGE STRENGTH			NUMBER OF PERSONS TRIED BY COURTS-MARTIAL									ALL COURTS		
				GENERAL CM			SPECIAL CM			SCM					
	OFFICER	AIRMEN	TOTAL	OFF	AMN	TOTAL	NON-BCD			BCD	*(A) (B)*		OFF	AMN	TOTAL
							OFF	AMN	TOTAL		AMN	AMN			
AAC	1,225	9,195	10,420		9	9		24	24	1				34	34
ACD	5,315	1,442	6,757					1	1					1	1
ADC	2,560	10,944	13,504		3	3		25	25		1	1		29	29
AFE	8,656	62,320	70,976		31	31		91	91	25	5	5		152	152
LOG	8,281	19,219	27,500					15	15	2				17	17
SYS	5,841	17,505	23,346					14	14	1				15	15
ATC	12,497	68,567	81,064		10	10	1	95	96	15	1	1	1	121	122
AUN	1,798	1,474	3,272												
USA															
HQ															
MAC	17,764	62,500	80,264 *		9	9		61	61	15	2	2		87	87
PAF	4,608	31,984	36,592	4	15	19		87	87	21	2	2	4	125	129
SAC	19,702	104,027	123,729		34	34	2	195	197	32	8	8	2	269	271
TAC	11,842	81,321	93,163	1	12	13		152	152	18	6	6	1	188	189
USS	400	2,973	3,373												
AFC															
USAF TOTAL	100,489	473,471	573,960	5	123	128	3	760	763	130	25	25	8	1,038	1,046

* (A) NUMBER OF PERSONS TRIED

* (B) NUMBER OF PERSONS WHO WERE OFFERED AND REFUSED ARTICLE 15

OPR: HQ USAF/JAJM

SOURCE: Automated Military Justice Analysis and Management System (AMJAMS)

UNCLASSIFIED

UNCLASSIFIED

TABLE 119 - ANNUAL COURT-MARTIAL ACTIVITIES OF TRIALS CONVENED, BY TYPE
OF COURTS-MARTIAL AND ANNUAL ARTICLE 15 ACTIONS -
FROM THE JUDGE ADVOCATE GENERAL, USAF -
FOR FISCAL YEAR 1978

COMMAND	NUMBER OF TRIALS CONVENED					COURT-MARTIAL RATES (PER 1000 MIL STRENGTH)					ARTICLE 15 RATES (PER 1000 MIL STRENGTH)	
	GCM	SPCM		SCM	TOTAL	GCM	SPCM		SCM	ALL CRT	NO. ART 15	
		N-BCD	BCD				N-BCD	BCD			ACTIONS	RATE
AAC	5	24	1		30	.9	2.3	.1	.0	3.3	375	36.0
ACD		1			1	.0	.1	.0	.0	.1	15	5.8
ADC	3	25		1	29	.2	1.9	.0	.1	2.2	404	29.6
AFE	31	82	25	5	143	.4	1.3	.4	.1	2.2	3,007	42.4
LOG		15	2		17	.0	.5	.1	.0	.6	688	25.0
SYS		14	1		15	.0	.6	.0	.0	.6	557	23.8
ATC	10	96	15	1	122	.1	1.2	.2	.0	1.5	3,432	42.4
AUN						.0	.0	.0	.0	.0	42	12.8
USA						12.9	12.9	13.0	13.0	51.8		13.1
HQ						13.1	13.2	13.2	13.3	52.8		13.3
MAC	9	61	15	2	87	.1	.8	.2	.0	1.1	2,532	31.5
PAF	19	87	21	2	129	.5	2.4	.6	.1	3.6	1,423	39.2
SAC	34	195	32	8	269	.3	1.6	.3	.1	2.3	5,135	41.5
TAC	13	150	18	5	186	.1	1.6	.2	.1	2.0	3,884	41.7
USS						.0	.0	.0	.0	.0	58	17.2
AFC						17.2	17.3	17.3	17.4	69.2		17.4
<u>USAF TOTAL</u>	<u>124</u>	<u>750</u>	<u>130</u>	<u>24</u>	<u>1,028</u>	<u>.2</u>	<u>1.3</u>	<u>.2</u>	<u>.0</u>	<u>1.8</u>	<u>21,552</u>	<u>37.5</u>

UNCLASSIFIED

UNCLASSIFIED

OPR: HQ USAF/JAJM

SOURCE: Automated Military Justice Analysis and Management System (AMJAMS)

**TABLE 120 -- ANNUAL COURT-MARTIAL ACTIVITIES OF PERSONS CONVICTED/ACQUITTED
BY TYPE OF COURT-MARTIAL BY OFFICERS AND AIRMEN --
FROM THE JUDGE ADVOCATE GENERAL, USAF --
FOR FISCAL YEAR 1978**

COMMAND	NUMBER OF PERSONS CONVICTED										
	GCM			SPCM				SCM	ALL COURTS		
	OFF	AMN	TOTAL	NON-BCD			AMN		OFF	AMN	TOTAL
				OFF	AMN	TOTAL					
AAC		9	9		22	22	1			32	32
ACD					1	1				1	1
ADC		3	3		24	24		1		28	28
AFE		26	26		73	73	25	5		129	129
LOG					14	14	2			16	16
SYS					11	11	1			12	12
ATC		9	9	1	76	77	15	1	1	101	102
AUN											
USA											
HQ											
MAC		9	9		54	54	15	2		80	80
PAF	3	11	14		74	74	21	1	3	107	110
SAC		34	34		173	173	32	7		246	246
TAC	1	11	12		140	140	18	4	1	173	174
USS											
AFC											
USAF TOTAL	4	112	116	1	662	663	130	21	5	925	930

COMMAND	NUMBER OF PERSONS ACQUITTED ALL CHARGES										
	GCM			SPCM				SCM	ALL COURTS		
	OFF	AMN	TOTAL	OFF	AMN	TOTAL	AMN		OFF	AMN	TOTAL
AAC					2	2				2	2
ACD					1	1				1	1
ADC											
AFE		5	5		18	18				23	23
LOG					1	1				1	1
SYS					3	3				3	3
ATC		1	1		19	19				20	20
AUN											
USA											
HQ											
MAC					7	7				7	7
PAF		4	5		13	13		1	1	18	19
SAC				2	22	24		1	2	23	25
TAC		1	1		12	12		2		15	15
USS											
AFC											
USAF TOTAL	1	11	12	2	98	100		4	3	113	116

OPR: HQ USAF/JAJM
SOURCE: Automated Military Justice Analysis and Management System (AMJAMS)

UNCLASSIFIED

UNCLASSIFIED

**TABLE 120 - ANNUAL COURT-MARTIAL ACTIVITIES OF PERSONS CONVICTED/ACQUITTED
BY TYPE OF COURT-MARTIAL BY OFFICERS AND AIRMEN -
FROM THE JUDGE ADVOCATE GENERAL, USAF -
FOR FISCAL YEAR 1978**

COMMAND	NUMBER OF PERSONS CONVICTED											
	GCM			SPCM				BCD	SCM	ALL COURTS		
	OFF	AMN	TOTAL	NON-BCD			AMN			AMN	OFF	AMN
				OFF	AMN	TOTAL						
AAC		9	9		22	22	1				32	32
ACD					1	1					1	1
ADC		3	3		24	24		1			28	28
AFE		26	26		73	73	25	5			129	129
LOG					14	14	2				16	16
SYS					11	11	1				12	12
ATC		9	9	1	76	77	15	1	1	1	101	102
AUN												
USA												
HQ												
MAC		9	9		54	54	15	2			80	80
PAF	3	11	14		74	74	21	1	3		107	110
SAC		34	34		173	173	32	7			246	246
TAC	1	11	12		140	140	18	4	1		173	174
USS												
AFC												
USAF TOTAL	4	112	116	1	662	663	130	21	5		925	930

COMMAND	NUMBER OF PERSONS ACQUITTED ALL CHARGES										
	GCM			SPCM				SCM	ALL COURTS		
	OFF	AMN	TOTAL	OFF	AMN	TOTAL	AMN		OFF	AMN	TOTAL
AAC					2	2				2	2
ACD											
ADC					1	1				1	1
AFE		5	5		18	18				23	23
LOG					1	1				1	1
SYS					3	3				3	3
ATC		1	1		19	19				20	20
AUN											
USA											
HQ											
MAC					7	7				7	7
PAF		4	5		13	13		1	1	18	19
SAC				2	22	24		1	2	23	25
TAC		1	1		12	12		2		15	15
USS											
AFC											
USAF TOTAL	1	11	12	2	98	100		4	3	113	116

OPR: HQ USAF/JAJM
SOURCE: Automated Military Justice Analysis and Management System (AMJAMS)


UNCLASSIFIED

UNCLASSIFIED



*Components - Reserve Force³
and Air National Guard*

PART VIII



PART VIII

COMPONENTS — AIR FORCE RESERVE



INTRODUCTION

The Air Force Reserve personnel statistical data contained in this section pertains to those reservists not on extended active duty (EAD). These statistical tables are designed to show the composition and characteristics of Air Force Reserve personnel and reflect the strengths and grades, at specific intervals throughout the fiscal year.

In general, the definitions contained herein have been taken from, or are in conformity to, the definitions included in the Air Force Regulations 45 series and Air Force Regulation 35-41.

DEFINITIONS

ACTIVE DUTY FOR TRAINING - A tour of AD reserve training under orders which provide for automatic reversion to the ARF not on AD when the specified period of AD is completed. It includes annual tours, special tours, school tours, and the initial tour performed by enlistees without prior military service.

ACTIVE DUTY FOR PAY ONLY - Reservists assigned to training categories which provide for pay only for their annual two-week tours or other special AD tours. They may participate in additional inactive duty for training but for points only.

DRILL PAY STATUS RESERVISTS - Reservists assigned to Reserve Sections in which they are authorized to receive pay for inactive and active duty for training performed.

INACTIVE DUTY TRAINING - Training performed by a USAFR member (while not on AD) for which pay and point credit may be authorized.

MOBILIZATION AUGMENTEE - A Ready Reserve member not in a unit organized to serve as a unit but assigned against an individual manpower authorization, normally in but not limited to a Regular Air Force unit.

OBLIGATED RESERVE SECTION (ORS) - The ORS is an active status section of the Ready Reserve administered by the Air Reserve Personnel Center (ARPC). Individuals without assignments who have an unfulfilled Military Service Obligation or active service obligation are assigned to ORS pending completion or termination of their obligation.

READY RESERVE - Consists of units and individual members of the ARF liable for involuntary order to EAD in time of war or national emergency, or to respond to any situation that the national security requires.

STANDBY RESERVE - Consists of the non-affiliated Reserve Section (Active Status) and the Inactive Status List Reserve Section (ISLRS) assigned to and administered by ARPC. Members may only be ordered to EAD in time of war or national emergency declared by Congress.

RETIRED RESERVE - Consists of USAFR members who, on the basis of law, have been determined eligible for retirement with or without pay and who are assigned upon their request or by law to the Retired Reserve.

NONPRIOR SERVICE PERSONNEL - Individuals who do not hold and have never held status as members of any other armed service including any Reserve component. They are subject to the initial active duty training tour for a minimum of 12 weeks.

REINFORCEMENT DESIGNEE - A ready Reserve member assigned to an Air Reserve Squadron, the Ready Reinforcement Personnel Section or the Obligated Reserve Section. They represent a pool resource providing the Air Force with an added manning capability for needs which can be anticipated but which cannot be precisely established by grade and AFSC. They are in non-pay status.

RESERVE OFFICER REPRESENTATION ON AIR FORCE STAFFS (STATUTORY TOURS) - USAFR officers assigned under 10 USC 265, 8033, 8019 to USAF staff positions and major commands to formulate plans and policies affecting the USAFR.

TABLE 121 - SUMMARY OF AIR FORCE RESERVE FLYING HOURS BY MISSION, DESIGN
AND SERIES - BY QUARTERS - BY PROGRAM AND ACTUAL -
FOR FISCAL YEAR 1978

PROGRAM ELEMENT	AIRCRAFT MDS	FY QTR	FLYING HOURS		PERCENT OF PROGRAM FLOWN
			PROGRAM	ACTUAL	
1978					
51312F	C-121G	1		129	
		2		250	
		3		270	
		4		120	
		TOTAL		769	
51312F	EC-121T	1	1180	894	75.8
		2	1180	891	75.5
		3	1180	862	73.1
		4	1180	711	60.3
		TOTAL	4720	3358	71.1
<u>51312F</u>	<u>TOTAL</u>	1	1180	1023	86.7
		2	1180	1141	96.7
		3	1180	1132	95.9
		4	1180	831	70.4
		TOTAL	4720	4127	87.4
51421F	KC-135A	1	1600	1601	100.1
		2	1600	1602	100.1
		3	1600	1660	103.7
		4	2000	1952	97.6
		TOTAL	6800	6815	100.2
<u>51421F</u>	<u>TOTAL</u>	1	1600	1601	100.1
		2	1600	1602	100.1
		3	1600	1660	103.7
		4	2000	1952	97.6
		TOTAL	6800	6815	100.2
52711F	F-105B	1	960	902	94.0
		2	992	921	92.8

FOR OFFICIAL USE ONLY

FOR OFFICIAL USE ONLY

TABLE 121 - SUMMARY OF AIR FORCE RESERVE FLYING HOURS BY MISSION, DESIGN AND SERIES - BY QUARTERS - BY PROGRAM AND ACTUAL - FOR FISCAL YEAR 1978 (CONTINUED)

PROGRAM ELEMENT	AIRCRAFT MDS	FY	FLYING HOURS		PERCENT OF PROGRAM FLOWN
		QTR	PROGRAM	ACTUAL	
1978					
		3	1184	971	82.0
		4	1184	926	78.2
		TOTAL	4320	3720	86.1
52711F	F-1650	1	2296	2244	97.7
		2	2355	2093	88.9
		3	2665	2903	108.9
		4	2665	2602	97.6
		TOTAL	9981	9842	98.6
52711F	F-105F	1	132	230	174.2
		2	132	264	200.0
		3	138	301	218.1
		4	138	365	264.3
		TOTAL	540	1160	214.8
52711F	T-33A	1	230	226	98.3
		2	230	236	102.6
		3	270	276	102.2
		4	270	300	111.0
		TOTAL	1000	1038	103.8
<u>52711F</u>	<u>TOTAL</u>	1	3618	3602	99.6
		2	3709	3514	94.7
		3	4257	4451	104.6
		4	4257	4192	98.5
		TOTAL	15841	15759	99.5
52712F	A-37B	1	4797	4860	101.3
		2	4940	4380	88.7
		3	5798	5897	101.7
		4	5798	5102	88.0

FOR OFFICIAL USE ONLY

FOR OFFICIAL USE ONLY

TABLE 121 - SUMMARY OF AIR FORCE RESERVE FLYING HOURS BY MISSION, DESIGN
AND SERIES - BY QUARTERS - BY PROGRAM AND ACTUAL -
FOR FISCAL YEAR 1978 (CONTINUED)

PROGRAM ELEMENT	AIRCRAFT MDS	FY QTR	FLYING HOURS		PERCENT OF PROGRAM FLOWM
			PROGRAM	ACTUAL	
1978					
		TOTAL	21333	20239	94.9
52712F	TOTAL	1	4797	4860	101.3
		2	4940	4380	88.7
		3	5798	5897	101.7
		4	5798	5102	88.0
		TOTAL	21333	20239	94.9
52713F	A-10A	1			
		2			
		3			
		4			
		TOTAL			
52713F	TOTAL	1			
		2			
		3			
		4			
		TOTAL			
52714F	F-4C	1			
		2			
		3			
		4		25	
		TOTAL		25	
52714F	F-4D	1			
		2			
		3			
		4			
		TOTAL			

FOR OFFICIAL USE ONLY

FOR OFFICIAL USE ONLY

**TABLE 121 - SUMMARY OF AIR FORCE RESERVE FLYING HOURS BY MISSION, DESIGN
AND SERIES - BY QUARTERS - BY PROGRAM AND ACTUAL -
FOR FISCAL YEAR 1978 (CONTINUED)**

PROGRAM ELEMENT	AIRCRAFT MDS	FY QTR	FLYING HOURS		PERCENT OF PROGRAM FLOWN
			PROGRAM	ACTUAL	
		1978			
52714F	F-4E	1			
		2			
		3			
		4			
		<u>TOTAL</u>			
<u>52714F</u>	<u>TOTAL</u>	1			
		2			
		3			
		4		25	
		<u>TOTAL</u>			
				25	
52716F	F-16A	1			
		2			
		3			
		4			
		<u>TOTAL</u>			
52716F	F-16B	1			
		2			
		3			
		4			
		<u>TOTAL</u>			
<u>52716F</u>	<u>TOTAL</u>	1			
		2			
		3			
		4			
		<u>TOTAL</u>			
52721F		1			
		2			
		3			

FOR OFFICIAL USE ONLY

FOR OFFICIAL USE ONLY

TABLE 12I - SUMMARY OF AIR FORCE RESERVE FLYING HOURS BY MISSION, DESIGN
AND SERIES - BY QUARTERS - BY PROGRAM AND ACTUAL -
FOR FISCAL YEAR 1978 (CONTINUED)

PROGRAM ELEMENT	AIRCRAFT MCS	FY QTR	FLYING HOURS		PERCENT OF PROGRAM FLOWN
			PROGRAM	ACTUAL	
		1978			
		4			
		TOTAL			
<u>52721F</u>	<u>TOTAL</u>	1			
		2			
		3			
		4			
		TOTAL			
52741F	AC-130A	1	852	689	80.9
		2	868	650	74.9
		3	990	836	84.4
		4	986	645	65.4
		TOTAL	3696	2820	76.3
52741F	CH-3E	1	330	409	123.9
		2	341	428	125.5
		3	467	385	94.6
		4	407	371	91.0
		TOTAL	1485	1593	107.2
<u>52741F</u>	<u>TOTAL</u>	1	1182	1098	92.9
		2	1209	1078	89.2
		3	1397	1221	87.4
		4	1393	1015	72.9
		TOTAL	5181	4412	85.2
52742F	DC-130A	1			
		2			
		3			
		4			
		TOTAL			

FOR OFFICIAL USE ONLY

FOR OFFICIAL USE ONLY

TABLE 121 - SUMMARY OF AIR FORCE RESERVE FLYING HOURS BY MISSION, DESIGN AND SERIES - BY QUARTERS - BY PROGRAM AND ACTUAL - FOR FISCAL YEAR 1978 (CONTINUED)

PROGRAM ELEMENT	AIRCRAFT MDS	FY QTR	FLYING HOURS		PERCENT OF PROGRAM FLCNN
			PROGRAM	ACTUAL	
1978					
52742F	DC-130E	1			
		2			
		3			
		4			
		TOTAL			
52742F	CH-3E	1			
		2			
		3			
		4			
		TOTAL			
<u>52742F</u>	<u>TOTAL</u>	1			
		2			
		3			
		4			
		TOTAL			
52772F	EC-130E	1			
		2			
		3			
		4			
		TOTAL			
<u>52772F</u>	<u>TOTAL</u>	1			
		2			
		3			
		4			
		TOTAL			
53122F	HC-130H	1	820	826	100.7

FOR OFFICIAL USE ONLY

FOR OFFICIAL USE ONLY

TABLE 121 - SUMMARY OF AIR FORCE RESERVE FLYING HOURS BY MISSION, DESIGN
AND SERIES - BY QUARTERS - BY PROGRAM AND ACTUAL -
FOR FISCAL YEAR 1978 (CONTINUED)

PROGRAM ELEMENT	AIRCRAFT MDS	FY QTR	FLYING HOURS		PERCENT OF PROGRAM FLCNM
			PROGRAM	ACTUAL	
1978					
		2	820	822	100.2
		3	980	973	99.3
		4	980	928	94.7
		TOTAL	3660	3549	96.6
53122F	HC-130N	1	82	211	257.3
		2	82	159	193.9
		3	98	166	169.4
		4	98	160	163.3
		TOTAL	360	696	193.3
53122F	HH-1H	1	810	814	100.5
		2	837	766	91.5
		3	999	1109	111.0
		4	999	999	100.0
		TOTAL	3645	3688	101.2
53122F	UH-1H	1			
		2			
		3			
		4			
		TOTAL			
53122F	CH-3E	1		41	
		2		11	
		3		76	
		4		81	
		TOTAL		249	
53122F	HH-3E	1	300	356	118.7
		2	310	326	105.2
		3	378	295	79.7
		4	378	319	86.1

FOR OFFICIAL USE ONLY

FOR OFFICIAL USE ONLY

**TABLE 12I - SUMMARY OF AIR FORCE RESERVE FLYING HOURS BY MISSION, DESIGN
AND SERIES - BY QUARTERS - BY PROGRAM AND ACTUAL -
FOR FISCAL YEAR 1978 (CONTINUED)**

PROGRAM ELEMENT	AIRCRAFT MDS	FY QTR	FLYING HOURS		PERCENT OF PROGRAM FLCMN
			PROGRAM	ACTUAL	
1978					
TOTAL			1350	1296	96.0
<u>53122F</u> TOTAL		1	2012	2288	113.7
		2	2049	2084	101.7
		3	2447	2619	107.0
		4	2447	2488	101.7
		TOTAL		8955	9478
53124F	MC-130H	1	918	878	94.8
		2	918	1007	109.7
		3	1062	944	88.9
		4	1062	1201	113.1
		TOTAL		3960	4022
<u>53124F</u> TOTAL					
		1	918	878	94.8
		2	918	1007	109.7
		3	1062	944	88.9
		4	1062	1201	113.1
		TOTAL	3960	4022	101.6
54215F	C/MC-141A	1			
		2			
		3			
		4			
		TOTAL			
<u>54215F</u> TOTAL					
		1			
		2			
		3			
		4			
		TOTAL			

FOR OFFICIAL USE ONLY

FOR OFFICIAL USE ONLY

TABLE 121 - SUMMARY OF AIR FORCE RESERVE FLYING HOURS BY MISSION, DESIGN
AND SERIES - BY QUARTERS - BY PROGRAM AND ACTUAL -
FOR FISCAL YEAR 1978 (CONTINUED)

PROGRAM ELEMENT	AIRCRAFT MDS	FY QTR	FLYING HOURS		PERCENT OF PROGRAM FLOWN
			PROGRAM	ACTUAL	
1978					
54216F	C-9A	1			
		2			
		3			
		4			
		TOTAL			
<u>54216F TOTAL</u>		1			
		2			
		3			
		4			
		TOTAL			
54217F	C-5A	1			
		2			
		3			
		4			
		TOTAL			
54217F	C-5B	1			
		2			
		3			
		4			
		TOTAL			
<u>54217F TOTAL</u>		1			
		2			
		3			
		4			
		TOTAL			
54342F	C/UC-123K	1	4600	4325	92.5
		2	4600	5006	108.7

FOR OFFICIAL USE ONLY

FOR OFFICIAL USE ONLY

TABLE 121 - SUMMARY OF AIR FORCE RESERVE FLYING HOURS BY MISSION, DESIGN
AND SERIES - BY QUARTERS - BY PROGRAM AND ACTUAL -
FOR FISCAL YEAR 1978 (CONTINUED)

PROGRAM ELEMENT	AIRCRAFT MCS	FY QTR	FLYING HOURS		PERCENT OF PROGRAM FLCHN
			PROGRAM	ACTUAL	
1978					
		3	5523	5719	103.6
		4	5520	5452	98.8
		TOTAL	20400	20585	100.9
<u>54342F</u>	<u>TOTAL</u>	1	4680	4328	92.5
		2	4680	5086	108.7
		3	5520	5719	103.6
		4	5520	5452	98.8
		TOTAL	20400	20585	100.9
54343F	C-130A	1	3030	3783	124.9
		2	3060	4050	132.4
		3	3660	4501	123.0
		4	3750	4458	118.9
		TOTAL	13500	16792	124.4
54343F	C-130B	1	3276	3693	112.7
		2	3192	3385	106.0
		3	3450	3101	89.9
		4	3136	3346	110.2
		TOTAL	12954	13525	104.4
54343F	C-130E	1	3738	3469	91.2
		2	3656	3045	83.3
		3	4557	3839	84.2
		4	4557	3846	84.4
		TOTAL	16508	14139	85.7
<u>54343F</u>	<u>TOTAL</u>	1	10044	10885	108.4
		2	9908	10480	105.8
		3	11667	11441	98.1
		4	11343	11650	102.7

FOR OFFICIAL USE ONLY

FOR OFFICIAL USE ONLY

TABLE 121 - SUMMARY OF AIR FORCE RESERVE FLYING HOURS BY MISSION, DESIGN
AND SERIES - BY QUARTERS - BY PROGRAM AND ACTUAL -
FOR FISCAL YEAR 1978 (CONTINUED)

PROGRAM ELEMENT	AIRCRAFT MOS	FY QTR	FLYING HOURS PROGRAM	ACTUAL	PERCENT OF PROGRAM FLOWN
1978					
<u>TOTAL</u>			42962	44456	103.5
54344F	C/YC-7A	1	2100	2119	100.9
		2	2100	2230	106.2
		3	2400	2419	100.8
		4	2400	2391	99.6
		<u>TOTAL</u>	9000	9159	101.8
<u>54344F TOTAL</u>		1	2100	2119	100.9
		2	2100	2230	106.2
		3	2400	2419	100.8
		4	2400	2391	99.6
		<u>TOTAL</u>	9000	9159	101.8
<u>MFP 5 TOTAL</u>		1	32131	32674	101.7
		2	32293	32602	101.0
		3	37328	37503	100.5
		4	37400	36299	97.1
		<u>TOTAL</u>	139152	139078	100.0
<u>TOTAL AIR FORCE RESERVE</u>		1	32131	32674	101.7
		2	32293	32602	101.0
		3	37328	37503	100.5
		4	37400	36299	97.1
		<u>TOTAL</u>	139152	139078	100.0

Source: RCS: SS-A-41 (History of USAF Flying Hours, FY 1978)
OPR: Director of Resources, Directorate of Programs

FOR OFFICIAL USE ONLY

FOR OFFICIAL USE ONLY

TABLE 122 — AIR FORCE RESERVE AIRCRAFT INVENTORY BY FUNCTIONAL
DISTRIBUTION — BY MISSION AND DESIGN —
AS OF END OF FY 1978

MODIFIED- MISSION-DESIGN -----	OPERATING ACTIVE -----	NON- OPERATING ACTIVE -----	TOTAL ACTIVE -----	INACTIVE -----	TOTAL -----
A-37	90	4	94		94
AC-130	10		10		10
TOTAL ATTACK	----- 100	----- 4	----- 104	-----	----- 104
KC-135	24		24		24
TOTAL TANKER	----- 24	-----	----- 24	-----	----- 24
C-5					
C-7	32		32		32
C-9					
C-123	63		63		63
C-130	104	13	117		117
C-141					
TOTAL CARGO/TRANSPORT	----- 199	----- 13	----- 212	-----	----- 212
C-121		1	1		1
EC-121	4		4		4
WC-130	7		7		7
TOTAL RECON/ELECTRONIC	----- 11	----- 1	----- 12	-----	----- 12
F-4		9	9		9
F-105	65	3	68		68
TOTAL FIGHTER/INTERCEPT	----- 65	----- 12	----- 77	-----	----- 77
HC-130	12	2	14		14
TOTAL RESCUE (FIX WING)	----- 12	----- 2	----- 14	-----	----- 14
T-33	3	1	4		4
TOTAL TRAINER	----- 3	----- 1	----- 4	-----	----- 4
MH-1	18		18		18
CH-3	5	3	8		8
MH-3	5		5		5
TOTAL HELICOPTER	----- 28	----- 3	----- 31	-----	----- 31
TOTAL AIR FORCE RESERVE	----- 442	----- 36	----- 478	-----	----- 478

Source: PA 81-1

OPR: DCS/Programs and Analysis

TABLE 123 — AGE (IN YEARS/MONTHS) DISTRIBUTION OF AIR FORCE RESERVE
AIRCRAFT INVENTORY BY MISSION AND DESIGN —
AS OF 30 SEPTEMBER 1978

MISSION/DESIGN	INVENTORY BY AGE GROUPS (YEARS)									TOTAL NUMBER	AVERAGE AGE YRS/MOS
	0-2	3-5	6-8	9-11	12-14	15-17	18-20	21-23	24+		
A-37	14	37	34	9	-	-	-	-	-	94	5/10
C-7	-	-	-	26	-	6	-	-	-	32	12/8
C-121	-	-	-	-	-	-	-	2	3	5	23/5
C-123	-	-	-	-	-	-	3	60	-	63	22/2
C-130	-	-	2	-	27	49	34	36	-	148	17/8
C-135	-	-	-	-	-	-	24	-	-	24	19/6
F-4	-	-	-	-	9	-	-	-	-	9	13/10
F-105	-	-	-	-	6	45	17	-	-	68	16/11
H-1	-	18	-	-	-	-	-	-	-	18	5/6
H-3	-	-	-	8	5	-	-	-	-	13	11/10
T-33	-	-	-	-	-	-	4	-	-	4	22/2
AFR TOTAL	14	55	36	43	47	100	82	98	3	478	15/0
PERCENT	3%	12%	8%	9%	10%	21%	17%	21%	1%	-	-

Nr & % under/
over 9 yrs old

105 22%

(Under)

373 78%

(Over)

Source: RCS: SS-A1, 30 September 1978

OPR: Deputy Director for Resources, DCS/Programs and Analysis

UNCLASSIFIED

UNCLASSIFIED

UNCLASSIFIED

TABLE 124 - AIR FORCE RESERVE OFFICERS, BY RESERVE SECTION AND GRADE -
AS OF 30 SEPTEMBER 1978

	TOTAL	GEN	COL	LT COL	MAJ	CAPT	1st LT	2nd LT AND WARRANT
<u>READY - TOTAL</u>	23781	71	951	3275	3937	7289	4059	4199
<u>PAID - TOTAL</u>	13849	71	789	2452	3330	5865	940	402
<u>48 ANNUAL DRILLS - TOTAL</u>	6919	13	210	968	1694	3243	628	163
ABN Early Warn & Control (EC-121).....	102		2	18	24	40	8	10
Air Refueling Sq (KC-135).....	250		7	29	55	132	19	8
TAC Fighter Units (F-105).....	238		10	30	82	100	13	3
TAC Fighter Units (A-37).....	320		5	39	97	142	34	3
TAC Fighter Test (TACRATE).....	14				3	10	1	
Special OPN Sq (CH-3).....	25			5	5	13	1	1
Special OPN GP (AC-130).....	113		1	13	35	54	9	1
Aerosp Rescue & Recovery Sqs.....	172		4	29	43	78	10	8
Weather Recon (WC-130).....	98		1	16	16	55	8	2
Mil Alft Units (C-141).....	1602	1	20	140	323	948	139	31
Mil Alft Units (C-5).....	345		5	29	64	231	12	4
Aeromed Alft GP (C-9).....	78		1	9	17	39	11	1
TAC Alft Units (C-123).....	445	1	8	77	108	195	45	11
TAC Alft Units (C-130).....	1159	5	29	182	312	505	98	28
TAC Alft Units (C-7).....	218	1	6	36	51	98	20	6
Aerial Port Sqs.....	185			34	44	77	21	9
Maint & Supply.....	37		1	8	9	15	2	2
Medical Service Sqs.....	336		12	58	104	111	47	4
Aeromedical Evac Units.....	548		2	24	128	259	110	25
Civil Engr Units.....	121			17	38	58	5	3
Civil Engr Sq (Hvy Repair).....	16		1		6	5	3	1
Numbered Air Forces (R).....	202	5	23	58	68	38	9	1
Mobilization Augmentees.....	295		72	117	62	40	3	1
<u>24 ANNUAL DRILLS - TOTAL</u>	5809	58	509	1163	1409	2338	264	68
Air Log Cen Aug Sq.....	149		4	17	49	60	11	8
Mobilization Augmentees.....	5660	58	505	1146	1360	2278	253	60
<u>ACTIVE DUTY ONLY - TOTAL</u>	934		70	321	227	281	33	2
<u>CHAPLAINS/LEGAL INT. - TOTAL</u>	187					3	15	169
<u>NON PAID - TOTAL</u>	9932		162	823	607	1424	3119	3797
Reinforcement Designees.....	2478		162	818	579	802	97	20
Obligated Reserve.....	5731			5	26	583	3004	2113
Health Prof Scholarship.....	1723				2	39	18	1664
<u>STANDBY - TOTAL</u>	37884	11	95	845	4154	23821	8681	277
Active	6452	6	57	320	1086	4017	884	82
Inactive	31432	5	38	525	3068	19804	7797	195
<u>RETIRED - TOTAL</u>	107087	259	7291	42436	34934	15363	4141	2663
<u>AIR FORCE RESERVE - TOTAL</u>	168752	341	8337	46556	43025	46473	16881	7139

Source: Personnel Division, Office of Air Force Reserve, RCS: HAF-REP (M) 7104

UNCLASSIFIED

TABLE 125 - AIR FORCE RESERVE AIRMEN, BY RESERVE SECTION AND GRADE -
AS OF 30 SEPTEMBER 1978

	TOTAL	CMSG	SMSG	MSG	TSG	SSG	SGT	AIC	AMN	AB
<u>READY - TOTAL</u>	75902	547	1167	4673	6846	12947	40362	4637	2485	2238
<u>PAID - TOTAL</u>	41274	534	1156	4623	6817	12247	9915	2768	1551	1663
<u>48 ANNUAL DRILLS - TOTAL</u>	37996	419	1007	4177	6437	11652	9553	2714	1473	564
ABN Early Warn & Control (EC-121).....	514	6	19	82	84	135	127	37	21	3
Air Refueling Sq (KC-135).....	1336	16	49	155	235	414	312	82	54	19
TAC Fighter Units (F-105).....	1913	17	44	204	353	645	476	110	39	25
TAC Fighter Units (A-37).....	1923	15	67	260	395	561	428	111	61	25
TAC Fighter Test (TACRATE).....	74			4	16	39	15			
Special OPN Sq (CH-3).....	111		7	14	23	37	24	5	1	
Special OPN GP (AC-130).....	779	5	23	72	135	274	208	41	20	1
Aerosp Rescue & Recovery Sqs.....	592	4	15	81	118	180	142	38	6	8
Weather Recon (WC-130).....	411	2	14	45	78	137	107	14	11	3
Mil Alft Units (C-141).....	6550	84	173	841	1202	2002	1443	496	239	70
Mil Alft Units (C-5).....	2200	28	60	246	387	685	490	182	95	27
Aeromed Alft GP (C-9).....	200	1	9	25	39	66	41	14	4	1
TAC Alft Units (C-123).....	2125	22	62	262	396	630	484	155	79	35
TAC Alft Units (C-130).....	6138	68	194	780	1170	1841	1385	368	233	99
Aerial Port Sqs.....	5417	41	90	373	641	1627	1868	462	231	84
Maint & Supply.....	961	7	11	84	136	338	268	65	25	27
Medical Service Sqs.....	1367	14	22	100	171	362	324	156	147	71
Aeromedical Evac Units.....	1144	4	21	94	157	453	268	90	45	12
Civil Engr Units.....	2624	29	42	222	453	832	704	196	113	33
Civil Engr Sq (Hvy Repair).....	360	3	8	34	30	106	140	24	10	5
Numbered Air Forces (R).....	200	40	40	64	28	18	6	3		1
<u>24 ANNUAL DRILLS - TOTAL</u>	1981	90	114	415	370	583	354	50	4	1
Air Log Cen Aug Sq.....	181		3	47	42	64	21	3		1
Mobilization Augmentees.....	1800	90	111	368	328	519	333	47	4	
NPS ON ACTIVE DUTY FOR TRNG.....	896					3		3	70	820
<u>NPS DELAY W/PAY</u>	282								4	278
<u>ACTIVE DUTY ONLY - TOTAL</u>	119	25	35	31	10	9	8	1		
<u>NON PAID - TOTAL</u>	34628	13	11	50	29	700	30447	1869	934	575
Reinforcement Designees.....	146	13	11	49	18	40	10	2	3	
Obligated Reserve.....	34249			1	11	658	30437	1867	917	358
NPS Delay.....	233					2			14	217
<u>STANDBY - TOTAL</u>	5048	41	86	268	500	1526	1538	492	427	170
Active.....	3241	30	48	155	320	987	1024	301	248	128
Inactive.....	1807	11	38	113	180	539	514	191	179	42
<u>RETIRED - TOTAL</u>	163913	4663	13007	54611	65443	23888	1099	559	424	219
<u>AIR FORCE RESERVE - TOTAL</u>	244863	5251	14260	59552	72789	38361	42999	5688	3336	2627

Source: Personnel Division, Office of Air Force Reserve RCS: HAF-REP (M) 7104

UNCLASSIFIED

TABLE 126 - RESERVE OFFICER REPRESENTATION ON THE AIR FORCE STAFF -
AS OF 30 SEPTEMBER 1978

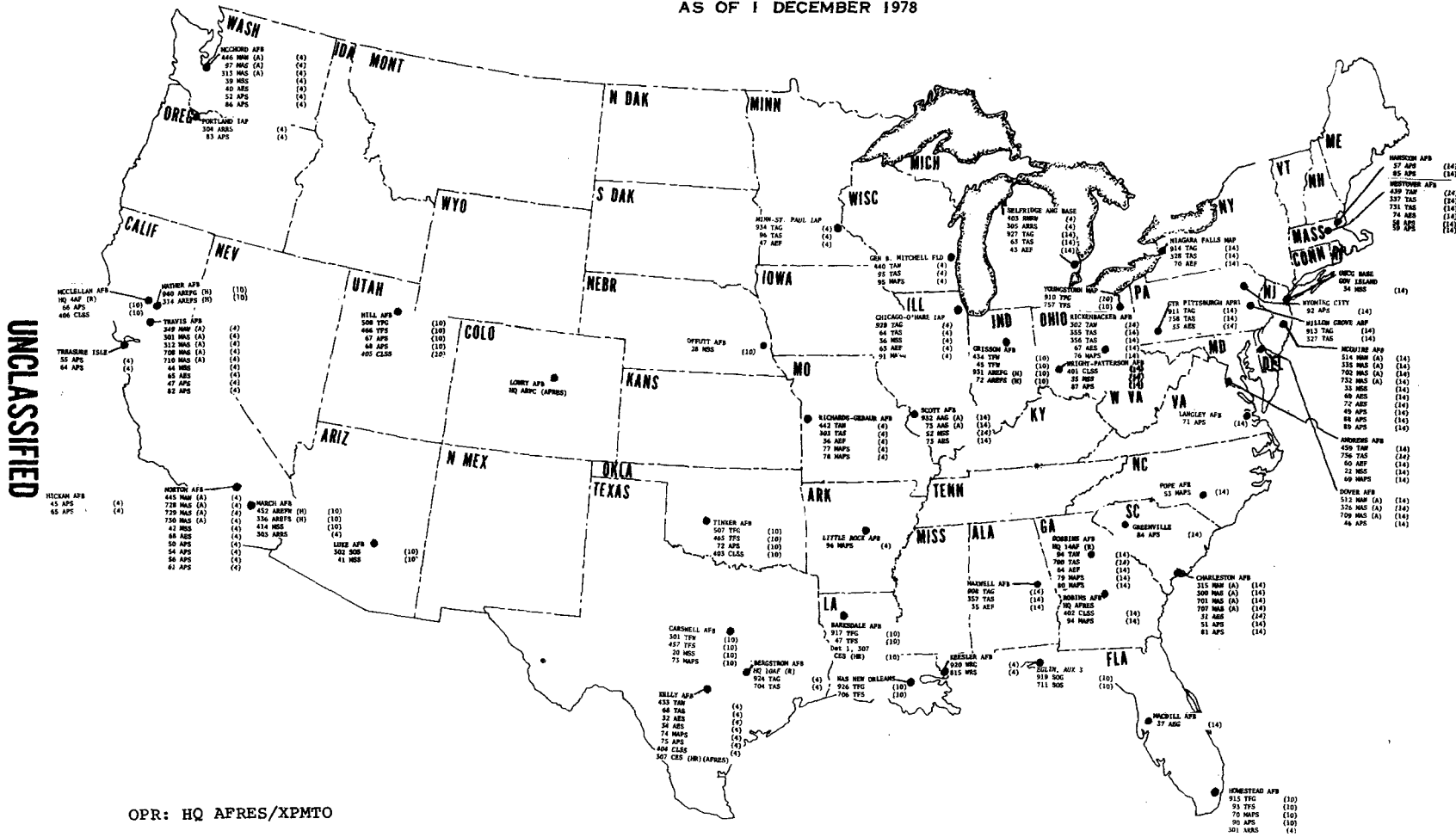
	TOTAL	GENERAL	COLONEL	LIEUTENANT COLONEL	MAJOR	CAPTAIN
<u>OFFICE OF THE SECRETARY OF DEFENSE</u>						
Asst Sec Manpower, Res Affairs & Logistics	1		1			
Natl Comm for Employer Support, Guard and Reserve	1			1		
<u>OFFICE OF THE SECRETARY OF THE AIR FORCE</u>						
Deputy Asst Sec for Res Affairs & Inst	1		1			
Office of Information	1			1		
Personnel Council	1		1			
<u>HEADQUARTERS USAF STAFF</u>						
The Surgeon General	1		1			
Director of Budget *	1			1		
Director of Aerospace Programs *	1		1			
Director of Personnel Plans *	4			3		1
Director of Operations *	1		1			
Director of Plans *	1			1		
Air Force Military Personnel Center	2		1		1	
Director of Personnel Programs	1		1			
Director of Manpower & Organization	1		1			
The Inspector General	1		1			
ACS/Intelligence	1			1		
Director of Transportation	1			1		
Judge Advocate General	1		1			
<u>MAJOR COMMANDS AND AGENCIES</u>						
Aerospace Defense Command	1			1		
Air Force Logistics Command	1		1			
Air Training Command	3		1	1	1	
Military Airlift Command	6		5	1		
Strategic Air Command	2		2			
Tactical Air Command	1		1			
Air Force Accounting & Finance Center	1		1			
USAF Academy	1			1		
Air Force Communications Service	2			1		
Air Force Safety & Inspection Center	1		1			1
Air Force Systems Command	1		1			
Air Force Intelligence Service	1		1			
USAF Security Service	1		1			
US Readiness Command	1		1			
<u>OFFICE OF AIR FORCE RESERVE</u>	17	2	6	5	4	
<u>HEADQUARTERS AIR FORCE RESERVE</u>	29	1	7	11	8	2
<u>AIR RESERVE PERSONNEL CENTER</u>	9		4	3	1	1
<u>TOTALS</u>	<u>100</u>	<u>3</u>	<u>44</u>	<u>33</u>	<u>15</u>	<u>5</u>

*Indicates 8033 Officers (1 in AF/MPX)

Source: Personnel Division, Office of Air Force Reserve

UNCLASSIFIED

TABLE 127 - AIR FORCE RESERVE UNITS AND PHYSICAL LOCATIONS - BY STATES - AS OF 1 DECEMBER 1978



UNCLASSIFIED

UNCLASSIFIED

215

COMPONENTS

AIR NATIONAL GUARD



UNCLASSIFIED

TABLE 128 - SUMMARY OF AIR NATIONAL GUARD FLYING HOURS BY MISSION, DESIGN
AND SERIES - BY QUARTERS - BY PROGRAM AND ACTUAL -
FOR FISCAL YEAR 1978

PROGRAM ELEMENT	AIRCRAFT MOS	FY QTR	FLYING HOURS		PERCENT OF PROGRAM FLOWN
			PROGRAM	ACTUAL	
1978					
51117F	F-101B	1	3000	1709	57.0
		2	3000	2072	69.1
		3	3271	2302	70.4
		4	2723	1906	70.0
		TOTAL	11994	7989	66.6
51117F	F-101F	1	39	789	2.02
		2	39	834	2.13
		3	68	860	1.26
		4	65	963	1.48
		TOTAL	211	3446	1.63
<u>51117F</u>	<u>TOTAL</u>				
		1	3039	2498	82.2
		2	3039	2906	95.6
		3	3339	3162	94.7
		4	2788	2869	102.9
		TOTAL	12205	11435	93.7
51120F	F-106A	1	4702	5625	119.6
		2	4506	5609	124.5
		3	5192	5549	106.9
		4	6364	5068	79.6
		TOTAL	20764	21851	105.2
51120F	F-106B	1	830	834	100.5
		2	796	715	89.8
		3	917	996	108.6
		4	911	887	97.4
		TOTAL	3454	3432	99.4
<u>51120F</u>	<u>TOTAL</u>				
		1	5532	6459	116.8
		2	5302	6324	119.3

FOR OFFICIAL USE ONLY

FOR OFFICIAL USE ONLY

TABLE 128 -- SUMMARY OF AIR NATIONAL GUARD FLYING HOURS BY MISSION, DESIGN AND SERIES -- BY QUARTERS -- BY PROGRAM AND ACTUAL -- FOR FISCAL YEAR 1978 (CONTINUED)

AS OF SEP78

PROGRAM ELEMENT	AIRCRAFT NOS	FY QTR	FLYING HOURS		PERCENT OF PROGRAM FLOWN
			PROGRAM	ACTUAL	
1978					
		3	6109	6545	107.1
		4	7275	5955	81.9
		TOTAL	24218	25283	104.4
51123F	EB-57B	1	1398	1399	100.1
		2	1159	1388	119.8
		3	1835	1276	69.5
		4	1711	906	52.9
		TOTAL	6103	4969	81.4
51123F	B-57C	1	221	389	176.0
		2	221	368	162.9
		3		239	
		4		267	
		TOTAL	442	1246	281.8
51123F	TOTAL	1	1619	1788	110.4
		2	1388	1748	126.7
		3	1835	1506	82.1
		4	1711	1172	68.5
		TOTAL	6545	6214	95.0
51124F	F-4C	1			
		2			
		3	309	74	24.7
		4	593	564	95.2
		TOTAL	893	638	71.5
51124F	F-4D	1	717	419	58.4
		2	717	762	106.3
		3	1358	966	71.1
		4	525	916	174.4

FOR OFFICIAL USE ONLY

FOR OFFICIAL USE ONLY

TABLE 128 - SUMMARY OF AIR NATIONAL GUARD FLYING HOURS BY MISSION, DESIGN
AND SERIES - BY QUARTERS - BY PROGRAM AND ACTUAL -
FOR FISCAL YEAR 1978 (CONTINUED)

PROGRAM ELEMENT	AIRCRAFT MDS	FY QTR	FLYING HOURS		PERCENT OF PROGRAM FLCWN
			PROGRAM	ACTUAL	
1978					
		TOTAL	3317	3063	92.3
<u>51124F</u>	<u>TOTAL</u>	1	717	419	58.4
		2	717	762	106.3
		3	1658	1343	82.7
		4	1118	1480	132.4
		TOTAL	4210	3701	87.9
51411F	RC-135	1		50	
		2		96	
		3		99	
		4		119	
		TOTAL		363	
51411F	KC-135A	1	6486	7494	115.5
		2	7244	9031	110.9
		3	8199	9775	119.2
		4	12559	9844	78.4
		TOTAL	34488	35144	101.9
<u>51411F</u>	<u>TOTAL</u>	1	6486	7544	116.3
		2	7244	9127	112.2
		3	8199	9873	120.4
		4	12559	9964	79.3
		TOTAL	34488	35508	103.0
51412F	KC-97L	1	1120	1856	165.7
		2	1120	869	77.6
		3	1000	234	23.4
		4			
		TOTAL	3240	2959	91.3

FOR OFFICIAL USE ONLY

FOR OFFICIAL USE ONLY

**TABLE 128 - SUMMARY OF AIR NATIONAL GUARD FLYING HOURS BY MISSION, DESIGN
AND SERIES - BY QUARTERS - BY PROGRAM AND ACTUAL -
FOR FISCAL YEAR 1978 (CONTINUED)**

<u>PROGRAM ELEMENT</u>	<u>AIRCRAFT MDS</u>	<u>FY QTR</u>	<u>FLYING HOURS PROGRAM</u>	<u>ACTUAL</u>	<u>PERCENT OF PROGRAM FLOWN</u>
1978					
<u>51412F</u>	<u>TOTAL</u>	1	1120	1856	165.7
		2	1120	869	77.6
		3	1000	236	23.6
		4			
		<u>TOTAL</u>	<u>3240</u>	<u>2959</u>	<u>91.3</u>
52611F	A-70	1	9169	9449	103.1
		2	9169	9929	108.3
		3	11737	11951	101.8
		4	14106	13023	92.3
		<u>TOTAL</u>	<u>44181</u>	<u>44352</u>	<u>100.4</u>
<u>52611F</u>	<u>TOTAL</u>	1	9169	9449	103.1
		2	9169	9929	108.3
		3	11737	11951	101.8
		4	14106	13023	92.3
		<u>TOTAL</u>	<u>44181</u>	<u>44352</u>	<u>100.4</u>
52613F	F-100D	1	10575	9694	91.7
		2	12377	9366	90.3
		3	12070	11190	92.7
		4	6132	9172	149.6
		<u>TOTAL</u>	<u>39154</u>	<u>39422</u>	<u>100.7</u>
52613F	F-100F	1	3238	2363	73.0
		2	3140	2404	79.1
		3	3129	3004	96.0
		4	1896	2617	138.0
		<u>TOTAL</u>	<u>11403</u>	<u>10468</u>	<u>91.8</u>
<u>52613F</u>	<u>TOTAL</u>	1	13813	12057	87.3
		2	13517	11050	81.7
		3	15199	14194	93.4

FOR OFFICIAL USE ONLY

FOR OFFICIAL USE ONLY

TABLE 128 - SUMMARY OF AIR NATIONAL GUARD FLYING HOURS BY MISSION, DESIGN
AND SERIES - BY QUARTERS - BY PROGRAM AND ACTUAL -
FOR FISCAL YEAR 1978 (CONTINUED)

PROGRAM ELEMENT	AIRCRAFT MDS	FY QTR	FLYING HOUPS		PERCENT OF PROGRAM FLCWN
			PROGRAM	ACTUAL	
1978					
		4	8029	11789	146.9
		TOTAL	50557	49890	98.7
52615F	F-105A	1	1122	798	71.1
		2	1122	581	51.8
		3	1317	1004	76.2
		4		923	
		TOTAL	3561	3306	92.8
52615F	F-1050	1	2051	1603	78.2
		2	2051	1548	75.5
		3	2407	2137	88.8
		4	707	1745	246.7
		TOTAL	7216	7032	97.5
52615F	F-105F	1	362	218	60.2
		2	362	270	74.6
		3	425	398	93.7
		4		270	
		TOTAL	1149	1156	100.6
52615F	F-105G	1			
		2			
		3			
		4			
		TOTAL			
52615F	TOTAL	1	3535	2619	74.1
		2	3535	2399	67.9
		3	4149	3539	85.3
		4	707	2938	415.6
		TOTAL	11926	11495	96.4

FOR OFFICIAL USE ONLY

FOR OFFICIAL USE ONLY

TABLE 128 -- SUMMARY OF AIR NATIONAL GUARD FLYING HOURS BY MISSION, DESIGN
AND SERIES -- BY QUARTERS -- BY PROGRAM AND ACTUAL --
FOR FISCAL YEAR 1978 (CONTINUED)

PROGRAM ELEMENT	AIRCRAFT HQS	FY QTR	FLYING HOURS		PERCENT OF PROGRAM FLCHN
			PROGRAM	ACTUAL	
1978					
52616F	A-37B	1	2302	1803	78.3
		2	2302	2263	98.2
		3	2702	2235	82.7
		4	1635	1989	121.6
		TOTAL	8941	8310	92.9
<u>52616F</u>	TOTAL	1	2302	1803	78.3
		2	2302	2263	98.2
		3	2702	2235	82.7
		4	1635	1989	121.6
		TOTAL	8941	8310	92.9
52617F	A-70	1	1334	1495	112.1
		2	2001	1713	85.6
		3	2632	2339	88.9
		4	2738	2567	93.8
		TOTAL	8705	8114	93.2
52617F	F-100D	1	409		
		2	284		
		3			
		4			
		TOTAL	684		
52617F	F-100F	1	735	850	115.6
		2	506	639	126.3
		3		7	
		4			
		TOTAL	1241	1496	120.5
52617F	F-105D	1	976	950	97.1

FOR OFFICIAL USE ONLY

FOR OFFICIAL USE ONLY

TABLE 128 - SUMMARY OF AIR NATIONAL GUARD FLYING HOURS BY MISSION, DESIGN
AND SERIES - BY QUARTERS - BY PROGRAM AND ACTUAL -
FOR FISCAL YEAR 1978 (CONTINUED)

PROGRAM ELEMENT	AIRCRAFT MDS	FY QTR	FLYING HOURS		PERCENT OF PROGRAM FLCMN
			PROGRAM	ACTUAL	
		1978			
		2	978	767	78.4
		3	1009	1050	105.0
		4	1114	1017	91.3
		TOTAL	4070	3784	93.0
52617F	F-105F	1	310	482	129.7
		2	310	309	99.7
		3	365	464	127.1
		4	345	466	135.1
		TOTAL	1330	1661	123.4
52617F	T-39A/B/F	1	100	65	65.0
		2	60	47	78.3
		3	62	69	111.3
		4	128	89	69.8
		TOTAL	350	270	77.2
<u>52617F</u>	<u>TOTAL</u>	1	3857	3762	97.5
		2	4139	3475	84.0
		3	4859	3929	96.8
		4	4325	4139	95.7
		TOTAL	16380	15305	93.4
52618F	F-4C	1	1947	1578	81.1
		2	1947	1561	80.2
		3	2181	1894	86.8
		4	781	1615	206.8
		TOTAL	6856	6648	97.0
52618F	F-4D	1			
		2			
		3			
		4			

FOR OFFICIAL USE ONLY

FOR OFFICIAL USE ONLY

TABLE 128 - SUMMARY OF AIR NATIONAL GUARD FLYING HOURS BY MISSION, DESIGN AND SERIES - BY QUARTERS - BY PROGRAM AND ACTUAL - FOR FISCAL YEAR 1978 (CONTINUED)

PROGRAM ELEMENT	AIRCRAFT MDS	FY QTR	FLYING HOURS PROGRAM	ACTUAL	PERCENT OF PROGRAM FLOWN
1978					
TOTAL					
52618F	F-4E	1			
		2			
		3			
		4			
TOTAL					
52618F	TOTAL	1	1947	1578	81.1
		2	1947	1561	80.2
		3	2181	1894	86.8
		4	781	1615	206.8
TOTAL					
			6856	6648	97.0
52619F	A-10A	1			
		2			
		3			
		4			
TOTAL					
52619F	TOTAL	1			
		2			
		3			
		4			
TOTAL					
52620F	F-16A	1			
		2			
		3			
		4			
TOTAL					

FOR OFFICIAL USE ONLY

FOR OFFICIAL USE ONLY

TABLE 128 - SUMMARY OF AIR NATIONAL GUARD FLYING HOURS BY MISSION, DESIGN
AND SERIES - BY QUARTERS - BY PROGRAM AND ACTUAL -
FOR FISCAL YEAR 1978 (CONTINUED)

PROGRAM ELEMENT	AIRCRAFT MCS	FY QTR	FLYING HOURS		PERCENT OF PROGRAM FLEW
			PROGRAM	ACTUAL	
1978					
52629F	F-16B	1			
		2			
		3			
		4			
		TOTAL			
<u>5262.F</u> TOTAL		1			
		2			
		3			
		4			
		TOTAL			
52623F	RF-101B/C	1	1009	876	86.8
		2	1009	802	79.5
		3	960	855	89.1
		4	1125	678	60.3
		TOTAL	4103	3211	78.2
52623F	F-101F	1		32	
		2		8	
		3		22	
		4		58	
		TOTAL		120	
<u>52623F</u> TOTAL		1	1009	908	90.0
		2	1009	810	80.3
		3	960	877	91.4
		4	1125	736	65.5
		TOTAL	4103	3331	81.2
52624F	RF-4C	1	6836	6406	93.7
		2	6836	6987	101.0

FOR OFFICIAL USE ONLY

FOR OFFICIAL USE ONLY

TABLE 128 - SUMMARY OF AIR NATIONAL GUARD FLYING HOURS BY MISSION, DESIGN
AND SERIES - BY QUARTERS - BY PROGRAM AND ACTUAL -
FOR FISCAL YEAR 1978 (CONTINUED)

PROGRAM ELEMENT	AIRCRAFT NDS	FY QTR	FLYING HOURS		PERCENT OF PROGRAM FLOWN
			PROGRAM	ACTUAL	
1978					
		3	7562	7658	101.2
		4	7343	7366	100.3
		TOTAL	28577	28329	99.1
52624F	TOTAL	1	6836	6406	93.7
		2	6836	6937	101.8
		3	7562	7650	101.2
		4	7343	7366	100.3
		TOTAL	28577	28329	99.1
52664F	C-121C	1		98	
		2			
		3			
		4			
		TOTAL		98	
52664F	EC-121S	1		211	
		2		242	
		3		141	
		4		143	
		TOTAL		737	
52664F	C-130E	1		443	
		2		482	
		3		677	
		4		792	
		TOTAL		2394	
52664F	EC-130E	1	678		
		2	870		
		3	951		
		4	909		

FOR OFFICIAL USE ONLY

FOR OFFICIAL USE ONLY

TABLE 128 - SUMMARY OF AIR NATIONAL GUARD FLYING HOURS BY MISSION, DESIGN
AND SERIES - BY QUARTERS - BY PROGRAM AND ACTUAL -
FOR FISCAL YEAR 1978 (CONTINUED)

PROGRAM ELEMENT	AIRCRAFT MCS	FY QTR	FLYING HOURS		PERCENT OF PROGRAM FLOWN
			PROGRAM	ACTUAL	
1978					
TOTAL			3609		
<u>52664F</u> TOTAL		1	870	752	86.4
		2	870	724	83.2
		3	951	818	86.0
		4	909	935	102.9
	TOTAL		3600	3229	89.7
52671F	CA937A	1			
		2			
		3			
		4			
		TOTAL			
52671F	O-2A	1	7437	6306	84.8
		2	7437	6931	93.2
		3	8730	8358	95.7
		4	7310	8258	113.0
		TOTAL		30914	29853
52671F	O-2B	1		183	
		2		194	
		3		232	
		4		290	
		TOTAL			899
<u>52671F</u> TOTAL		1	7437	6489	87.3
		2	7437	7125	95.8
		3	8730	8590	98.4
		4	7310	8548	116.9
	TOTAL		30914	30752	99.5

FOR OFFICIAL USE ONLY

FOR OFFICIAL USE ONLY

TABLE 128 - SUMMARY OF AIR NATIONAL GUARD FLYING HOURS BY MISSION, DESIGN AND SERIES - BY QUARTERS - BY PROGRAM AND ACTUAL - FOR FISCAL YEAR 1978 (CONTINUED)

PROGRAM ELEMENT	AIRCRAFT MDS	FY QTR	FLYING HOURS		PERCENT OF PROGRAM FLOWN
			PROGRAM	ACTUAL	
1978					
53114F	HC-130M	1	372	450	121.0
		2	373	178	47.7
		3	437	384	87.9
		4	769	342	44.5
		TOTAL	1951	1354	69.4
53114F	HC-130P	1	372	377	101.3
		2	373	654	175.3
		3	437	537	122.9
		4	777	679	87.4
		TOTAL	1959	2247	114.7
53114F	HH-3E	1	750	571	76.1
		2	750	595	79.3
		3	881	614	69.7
		4	341	627	184.0
		TOTAL	2722	2407	88.4
<u>53114F</u> TOTAL		1	1494	1398	93.6
		2	1496	1427	95.4
		3	1755	1535	87.5
		4	1987	1649	83.4
		TOTAL	6732	6009	89.6
ANG 54332F	C-130A	1	5202	4055	78.0
		2	5202	4917	94.5
		3	4614	5956	130.0
		4	5086	5859	115.2
		TOTAL	20104	20827	103.6
ANG 54332F	C-130R	1	4177	4000	95.8
		2	4377	4414	100.8
		3	4937	5790	117.4

FOR OFFICIAL USE ONLY

FOR OFFICIAL USE ONLY

TABLE 128 — SUMMARY OF AIR NATIONAL GUARD FLYING HOURS BY MISSION, DESIGN
AND SERIES — BY QUARTERS — BY PROGRAM AND ACTUAL —
FOR FISCAL YEAR 1978 (CONTINUED)

PROGRAM ELEMENT	AIRCRAFT MOS	FY QTR	FLYING HOURS		PERCENT OF PROGRAM FLOWN
			PROGRAM	ACTUAL	
1978					
		4	4308	5039	117.0
		TOTAL	17792	19243	108.2
54332F	C-1300	1	896	666	74.2
		2	899	742	83.4
		3	1045	1073	102.7
		4	689	974	141.4
		TOTAL	3514	3449	98.2
54332F	C-130E	1	5453	3616	66.3
		2	5453	4388	80.5
		3	6081	4995	82.1
		4	3799	4842	127.4
		TOTAL	20786	17841	85.8
54332F	C-130H	1			
		2			
		3			
		4			
		TOTAL			
54332F TOTAL		1	15722	12331	78.4
		2	15922	14461	90.8
		3	16670	17854	107.1
		4	13862	16714	120.4
		TOTAL	62196	61360	98.7
54333F	C/YC-7A	1	1145	677	59.1
		2	1145	866	75.6
		3	1344	987	73.4
		4	1343	1087	80.9
		TOTAL	4977	3617	72.7

FOR OFFICIAL USE ONLY

TABLE 128 - SUMMARY OF AIR NATIONAL GUARD FLYING HOURS BY MISSION, DESIGN
AND SERIES - BY QUARTERS - BY PROGRAM AND ACTUAL -
FOR FISCAL YEAR 1978 (CONTINUED)

PROGRAM ELEMENT	AIRCRAFT NOS	FY QTR	FLYING HOURS		PERCENT OF PROGRAM FLCWM
			PROGRAM	ACTUAL	
1978					
54333F	TOTAL	1	1145	677	59.1
		2	1145	866	75.6
		3	1344	987	73.4
		4	1343	1087	80.9
		TOTAL	4977	3617	72.7
59296F	C/YC-7A	1	100	99	99.0
		2	100	82	82.0
		3	100	86	86.0
		4	94	72	77.0
		TOTAL	394	339	86.1
59296F	C-131B	1	492	474	96.3
		2	492	526	106.9
		3	493	496	100.6
		4	877	644	73.5
		TOTAL	2354	2140	90.9
59296F	C/VC-131D	1	1477	1352	91.5
		2	1477	1628	110.2
		3	1477	1669	113.0
		4	2696	1897	70.4
		TOTAL	7127	6546	91.9
59296F	C-131E	1	500	371	74.2
		2	500	469	93.8
		3	500	505	101.0
		4	810	432	53.3
		TOTAL	2310	1777	76.9
59296F	C/NC/VC-131M	1	600	609	101.5

FOR OFFICIAL USE ONLY

FOR OFFICIAL USE ONLY

TABLE 128 - SUMMARY OF AIR NATIONAL GUARD FLYING HOURS BY MISSION, DESIGN
AND SERIES - BY QUARTERS - BY PROGRAM AND ACTUAL -
FOR FISCAL YEAR 1978 (CONTINUED)

PROGRAM ELEMENT	AIRCRAFT MDS	FY QTR	FLYING HOURS		PERCENT OF PROGRAM FLCHN
			PROGRAM	ACTUAL	
1978					
		2	600	789	118.2
		3	600	729	121.5
		4	1020	604	59.3
		TOTAL	2920	2651	94.0
59296F	T-33A	1	2700	2372	87.9
		2	2700	2641	97.8
		3	2553	2987	117.1
		4	4299	2934	68.2
		TOTAL	12249	10934	89.3
59296F	T-39A/P/F	1			
		2			
		3			
		4			
		TOTAL			
59296F	TOTAL	1	5869	5277	89.9
		2	5869	6055	103.2
		3	5720	6472	113.1
		4	9796	6584	67.2
		TOTAL	27254	24388	89.5
MFP 5	TOTAL	1	93518	86070	92.0
		2	93995	90608	96.4
		3	105859	104885	99.1
		4	98628	100552	102.0
		TOTAL	392000	382115	97.5
TOTAL AIR NATIONAL GUARD		1	93518	86070	92.0
		2	93995	90608	96.4

FOR OFFICIAL USE ONLY

FOR OFFICIAL USE ONLY

TABLE 128 -- SUMMARY OF AIR NATIONAL GUARD FLYING HOURS BY MISSION, DESIGN AND SERIES -- BY QUARTERS -- BY PROGRAM AND ACTUAL -- FOR FISCAL YEAR 1978 (CONTINUED)

<u>PROGRAM ELEMENT</u>	<u>AIRCRAFT MDS</u>	<u>FY QTR</u>	<u>FLYING HOURS</u>		<u>PERCENT OF PROGRAM FLOWN</u>
			<u>PROGRAM</u>	<u>ACTUAL</u>	
		1978			
		3	105859	104825	99.1
		4	98628	100552	102.0
		TOTAL	392000	382115	97.5

FOR OFFICIAL USE ONLY

FOR OFFICIAL USE ONLY

Source: RCS: SS-A-41 (History of USAF Flying Hours, FY 1978)
 OPR: Director of Resources, Directorate of Programs

UNCLASSIFIED

TABLE I29 — AIR NATIONAL GUARD AIRCRAFT INVENTORY BY FUNCTIONAL DISTRIBUTION — BY MISSION AND DESIGN — AS OF END OF FY 1978

MODIFIED- MISSION-DESIGN -----	OPERATING ACTIVE -----	NON- OPERATING ACTIVE -----	TOTAL ACTIVE -----	INACTIVE -----	TOTAL -----
A-7	246	9	255		255
A-37	48	2	50		50
TOTAL ATTACK	----- 294	----- 11	----- 305	-----	----- 305
KC-135	104		104		104
TOTAL TANKER	----- 104	-----	----- 104	-----	----- 104
C-7	17		17		17
T-39	2		2		2
C-130	160	11	171		171
C-131	33	3	36		36
TOTAL CARGO/TRANSPORT	----- 212	----- 14	----- 226	-----	----- 226
RF-4	126	9	135		135
B-57		3	3		3
EB-57	15	1	16		16
RF-101	15		15		15
EC-121		2	2		2
EC-130					
TOTAL RECON/ELECTRONIC	----- 156	----- 15	----- 171	-----	----- 171
F-4	72	13	85		85
F-100	228	8	236		236
F-101	54	8	62		62
F-105	81	2	83		83
F-106	75	5	80		80
TOTAL FIGHTER/INTERCEPT	----- 510	----- 36	----- 546	-----	----- 546
HC-130	8		8		8
TOTAL RESCUE (FIX WING)	----- 8	-----	----- 8	-----	----- 8
T-33	38	10	48		48
TOTAL TRAINER	----- 38	----- 10	----- 48	-----	----- 48

UNCLASSIFIED

TABLE 129 -- AIR NATIONAL GUARD AIRCRAFT INVENTORY BY FUNCTIONAL
DISTRIBUTION -- BY MISSION AND DESIGN --
AS OF END OF FY 1978 (CONTINUED)

MODIFIED- MISSION-DESIGN -----	OPERATING ACTIVE -----	NON- OPERATING ACTIVE -----	TOTAL ACTIVE -----	INACTIVE -----	TOTAL -----
HH-3	10		10		10
TOTAL HELICOPTER	10		10		10
O-2	108	13	121		121
TOTAL OBS/UTILITY	108	13	121		121
TOTAL AIR NATIONAL GUARD	1440	99	1539		1539

Source: PA 81-1
OPR: DCS/Programs and Analysis

UNCLASSIFIED

TABLE 130 - AIR NATIONAL GUARD FLYING UNITS AND PHYSICAL LOCATIONS - BY STATES - AS OF 30 SEPTEMBER 1978

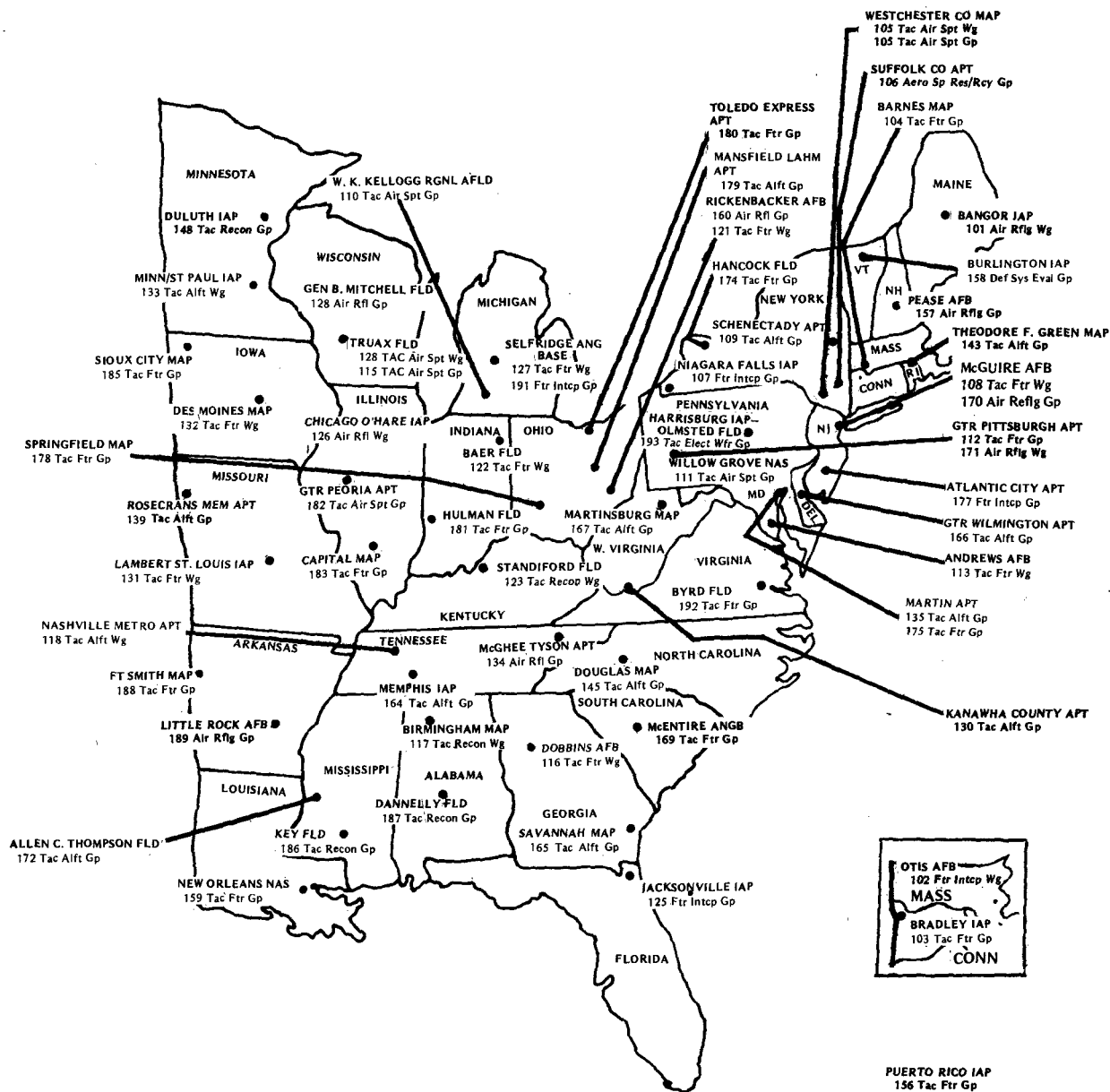
ALASKA
KULIS ANGB Base
176 Tac Alft Gp



UNCLASSIFIED

UNCLASSIFIED

TABLE 130 - AIR NATIONAL GUARD FLYING UNITS AND PHYSICAL LOCATIONS - BY STATES - AS OF 30 SEPTEMBER 1978 (CONTINUED)



Source: National Guard Bureau/ACP
OPR: Departments of the Army and the Air Force National Guard Bureau

UNCLASSIFIED

TABLE 131 -- AGE (IN YEARS/MONTHS) DISTRIBUTION OF AIR NATIONAL GUARD AIRCRAFT INVENTORY BY MISSION AND DESIGN -- AS OF 30 SEPTEMBER 1978

MISSION/DESIGN	INVENTORY BY AGE GROUPS (YEARS)									TOTAL NUMBER	AVERAGE AGE YRS/MOS
	0-2	3-5	6-8	9-11	12-14	15-17	18-20	21-23	24+		
A-7	26	86	143	-	-	-	-	-	-	255	5/11
A-37	9	14	23	4	-	-	-	-	-	50	6/2
B-57	-	-	-	-	-	-	-	15	4	19	23/10
C-7	-	-	-	13	-	4	-	-	-	17	13/-
C-121	-	-	-	-	-	-	-	2	-	2	22/11
C-130	-	-	-	3	19	51	69	37	-	179	18/4
C-131	-	-	-	-	-	-	1	33	2	36	23/1
C-135	-	-	-	-	-	1	103	-	-	104	19/7
F-4	-	-	1	12	207	-	-	-	-	220	13/-
F-100	-	-	-	-	-	-	76	160	-	236	21/1
F-101	-	-	-	-	-	3	74	-	-	77	18/10
F-105	-	-	-	-	14	46	23	-	-	83	16/8
F-106	-	-	-	-	-	5	75	-	-	80	18/11
H-3	-	-	2	2	6	-	-	-	-	10	11/5
O-2	-	-	40	81	-	-	-	-	-	121	10/1
T-33	-	-	-	-	-	-	9	27	12	48	22/11
T-39	-	-	-	-	-	2	-	-	-	2	17/5
ANG TOTAL	35	100	209	115	246	112	430	274	18	1,539	15/2
PERCENT	2%	6%	14%	7%	16%	7%	28%	18%	1%	-	-

UNCLASSIFIED

UNCLASSIFIED

Nr & % under/
over 9 yrs old

344	22%
(Under)	

1,195	78%
(Over)	

Source: RCS: SS-A1, 30 September 1978
 OPR: Deputy Director for Resources, DCS/Programs and Analysis



Fiscal

PART IX



PART IX

FISCAL

INTRODUCTION

This section reflects the funding operations of the various Air Force appropriations and/or funds with the respective major programs for the fiscal years indicated in the title of each table.

EXPLANATION OF TERMS

APPROPRIATION - An authorization by an Act of Congress to incur obligations for specified purposes and to make payments therefore out of the Treasury.

APPROPRIATION ACCOUNT - An account established to make amounts available for obligation and expenditure from the Treasury. Appropriation accounts include not only accounts to which money is appropriated, but also revolving funds, working funds, trust funds, etc. Appropriation accounts do not include official deposit funds.

APPROPRIATION REIMBURSEMENT - Amounts collected or to be collected for commodities, work or services furnished or to be furnished to another appropriation or fund or to an individual, firm or corporation which by law may be credited to an appropriation or fund account. Amounts to be collected include accounts receivable, reimbursements earned but not billed and amounts anticipated for the remainder of the year. They may also include inter-agency orders accepted and on hand for which delivery has not been made to the extent that this order is a valid obligation of this ordering agency and the collection will be credited to the appropriation being reported.

BUDGET PROGRAM - A subdivision established under an appropriation to identify a significant segment of Air Force operations.

DISBURSEMENT - The amount of expenditure checks issued and cash payments made, net of refunds received. Disbursements include all advances.

EXPENDITURE - Payment of obligations.

OUTLAY - Gross payments less reimbursements, refunds, and loan repayments received and credited to the appropriation or fund account. Consists of "expenditures" and "net lending". The terms "outlay" and "expenditures" are virtually synonymous for the Air Force, since the only difference is a relatively insignificant amount of "net lending".

FUND - A sum of money or other resource authorized by law to be set aside and to be used or expended only for specified purposes.

OBLIGATION - The amount of an order placed, contract awarded, or service received, or any transaction which establishes a legal requirement for the ultimate disbursement of funds.

OBLIGATIONS INCURRED - Amounts of orders placed, contracts awarded, services received, and similar transactions during a given period requiring future payment of money.

PROGRAM YEAR - A concept of accounting for funds, obligations, and expenditures under a no year appropriation by identification of transactions in fiscal year segments identified by the fiscal year in which individual items were planned for obligation, without regard to the fiscal year in which the transactions were actually accomplished.

PROJECT ACCOUNT CLASSIFICATION - A subdivision of an appropriation or fund for administrative use.

UNLIQUIDATED OBLIGATION - An obligation incurred for which payment has not been made.

UNOBLIGATED BALANCE - That portion of an authorization which has not been obligated.

TABLE 132 — DEPARTMENT OF THE AIR FORCE FISCAL YEAR 1978 OUTLAYS

(\$ in Millions)

(Figures are in millions of dollars and do not necessarily add due to rounding)

APPROPRIATION	AVAILABLE FOR EXPENDITURE								
	UNEXPENDED BALANCE 1 Oct 78	APPROPRIATION	TRANSFERS		ADJUSTMENTS IN EXPIRED ACCOUNTS	TOTAL	FY 1978 OUTLAYS	UNOBLIG BALANCE LAPSED	UNEXPENDED BALANCE 30 Sep 78
			CURRENT YEAR AUTHORITY	PRIOR YR UNOBL BAL AND OTHER					
TOTAL AIR FORCE									
Military Personnel.....	166.2	7,573.1	-5.0	-	-102.8	7,631.5	7,526.3	22.3	82.9
Reserve Personnel.....	19.8	178.8	5.0	-	-6.7	196.9	175.3	3.2	18.5
National Guard Personnel.....	16.9	239.6	-2.0	-	-5.4	249.1	234.9	1.0	13.0
Operation & Maintenance, AF.....	1,135.7	8,544.4	152.4	-	70.7	9,903.2	8,541.4	14.6	1,347.2
Operation & Maintenance, AFR.....	30.1	384.8	-	-	-3.5	411.4	370.1	1.2	40.1
Operation & Maintenance, ANG.....	60.8	849.1	-	-	-1.1	909.8	845.8	.8	63.2
Discontinued Proc Appn.....	.1	-	-	-	-	.1	-	-	.1
Aircraft Procurement.....	7,584.3	5,833.0	-9.7	9.7	-2.8	13,414.5	3,989.5	56.2	9,368.9
Missile Procurement.....	2,017.3	1,763.2	-11.9	-52.8	-2.5	3,713.3	1,376.2	8.2	2,328.9
Other Procurement.....	1,973.6	2,337.3	-37.0	-66.3	-1.1	4,206.5	1,969.2	50.2	2,187.2
Res, Dev., Test & Eval.....	1,377.0	4,158.3	7.0	3.8	-2.2	5,543.9	3,626.0	2.9	1,914.9
Military Constr, AF.....	1,189.2	406.9	8.6	-	-	1,604.7	481.1	-	1,123.6
Military Constr, AFR.....	19.8	11.2	-	-	-	31.0	15.5	-	15.5
Military Constr, ANG.....	48.9	43.3	-	-	-	92.2	40.5	-	51.7
Subtotal - Direct Appns.....	15,639.7	32,323.0	107.4	-105.6	-56.4	47,908.1	29,191.8	160.6	18,555.7
Air Force Mgmt Fund.....	3.1	-	-	-	-	3.1	1.2	-	1.9
Air Force Stock Fund.....	869.4	34.6	-	40.7	-	944.7	104.7	-295.2	1,135.2
Air Force Industrial Fund.....	102.6	-	-	-	-	102.6	-36.1	-	138.8
Defense Production Guar.....	1.8	-	-	-	-	1.8	-	-	1.8
Trust Funds.....	63.1	-	-	-	-	63.1	-13.5	-	76.7
Misc Receipts.....	-	-30.8	-	-	-	-30.8	-30.8	-	-
TOTAL - AIR FORCE.....	16,679.7	32,326.8	107.4	-64.9	-56.4	48,992.6	29,217.3	-134.6	19,910.1

OPR: ACBM

SOURCE: Program & Financing Schedule,
FY 80 Budget

UNCLASSIFIED

UNCLASSIFIED

TABLE 133 -- DEPARTMENT OF THE AIR FORCE OBLIGATIONS AGAINST ALL ACTIVE PROGRAMS DURING FY 1978

(Figures are in millions of dollars and do not necessarily add to totals due to rounding. Figures in parentheses denote minus figures.)

PROGRAM NUMBER	APPROPRIATIONS AND PROGRAM TITLE	OBLIGATIONS				
		FIRST QUARTER	SECOND QUARTER	THIRD QUARTER	FOURTH QUARTER	TOTAL
	<u>ALL DIRECT APPROPRIATIONS FY 1978 - TOTAL</u>	<u>9,612.1</u>	<u>8,293.6</u>	<u>8,532.1</u>	<u>8,264.7</u>	<u>34,702.6</u>
	<u>MILITARY PERSONNEL - TOTAL</u>	<u>1,907.1</u>	<u>1,908.4</u>	<u>1,914.4</u>	<u>1,971.5</u>	<u>7,701.5</u>
510	Pay and Allowance of Officers.....	572.2	576.2	590.2	586.0	2,324.6
530	Pay and Allowance of Enlisted Personnel.....	1,103.7	1,112.2	1,113.5	1,103.8	4,433.2
550	Pay and Allowance of Cadets.....	6.2	6.0	5.4	5.9	23.5
560	Subsistence of Enlisted Personnel.....	120.2	119.6	123.2	122.6	485.6
570	Movement - Permanent Chg of Station.....	103.5	92.9	80.9	151.6	428.9
590	Other Military Personnel Costs.....	1.3	1.5	1.2	1.6	5.6
993	Refunds on Transportation of Persons & Things....	-	(*)	*	(*)	(*)
	<u>RESERVE PERSONNEL - TOTAL</u>	<u>40.0</u>	<u>40.3</u>	<u>49.4</u>	<u>51.5</u>	<u>181.2</u>
720	Reserve Personnel.....	35.7	36.0	43.8	43.7	159.2
780	Reserve Officer Candidates.....	4.3	4.3	5.6	7.8	22.0
993	Refunds on Transportation of Persons & Things....	*	*	(*)	*	*
	<u>NATIONAL GUARD PERSONNEL - TOTAL</u>	<u>53.6</u>	<u>55.9</u>	<u>62.6</u>	<u>64.7</u>	<u>236.8</u>
520	National Guard Personnel.....	53.6	55.9	62.6	64.7	236.8
993	Refunds on Transportation of Persons & Things....	*	-	-	(*)	*
	<u>OPERATION & MAINTENANCE, AIR FORCE - TOTAL</u>	<u>2,690.6</u>	<u>2,258.4</u>	<u>2,192.3</u>	<u>2,419.0</u>	<u>9,560.3</u>
I	MFP - 1 Strategic Forces.....	505.7	401.5	368.3	406.4	1,681.9
II	MFP - 2 General Purpose Forces.....	481.7	415.5	394.7	472.9	1,764.8
III	MFP - 3 Intelligence & Communications.....	225.2	151.9	145.8	175.6	698.5
IV	MFP - 4 Airlift.....	158.2	164.7	170.8	167.1	660.8
VII	MFP - 7 Central Supply & Maint.....	973.0	805.5	811.2	847.6	3,437.3
VIII	MFP - 8 Training, Med & Other Gen Pers Act.....	280.2	251.4	234.7	274.0	1,040.3
IX	MFP - 9 Administration & Assoc Activities.....	56.1	56.9	56.3	65.2	234.5
X	MFP - 10 Support of Other Nations.....	10.5	11.0	10.5	10.2	42.2
	<u>OPERATION & MAINTENANCE, AFR - TOTAL</u>	<u>92.9</u>	<u>94.1</u>	<u>94.6</u>	<u>106.5</u>	<u>388.3</u>
510	Mission Forces.....	63.9	66.9	66.9	57.9	255.6
520	Depot Maintenance.....	11.9	11.8	9.7	15.4	48.8
530	Other Support.....	17.1	15.4	18.2	33.2	83.9
	<u>OPERATION & MAINTENANCE, ANG - TOTAL</u>	<u>213.7</u>	<u>202.0</u>	<u>216.3</u>	<u>230.5</u>	<u>862.5</u>
410	Operation of Aircraft.....	35.8	32.8	43.1	40.5	152.2
430	Logistical Support.....	29.9	20.3	16.9	28.0	95.1
440	Training Support.....	147.1	148.0	155.3	161.0	611.4
470	Medical Support.....	.2	.2	.3	.3	1.0
480	Service Wide Support.....	.7	.7	.7	.7	2.8
993	Refunds on Transportation of Persons & Things....	*	-	-	*	*
	<u>AIRCRAFT PROCUREMENT - TOTAL</u>	<u>1,778.1</u>	<u>1,619.0</u>	<u>1,967.0</u>	<u>1,125.3</u>	<u>6,489.4</u>
1000	Aircraft Weapons System.....	1,217.4	675.1	1,190.4	333.2	3,416.1
1100	Modification.....	135.1	185.5	210.1	222.6	753.3
1200	In-Service Direct Ground Supt Equip - Common.....	26.1	50.8	57.0	45.6	179.5
1300	Component Improvement.....	20.4	41.6	1.3	2.8	66.1
1400	Aircraft Industrial Facilities.....	8.1	9.3	14.5	34.3	66.2
1500	Aircraft Replenishment Spares & Repair Parts.....	170.4	220.0	175.0	289.1	854.5
1600	Aircraft Initial Spares & Repair Parts.....	47.5	167.8	73.7	26.2	315.2
1700	War Consumables.....	1.0	2.9	9.1	1.2	14.2
1800	Procurement for Other Than Air Force.....	93.3	177.8	211.6	121.3	604.2
1900	Other Charges.....	58.6	88.2	24.3	49.0	220.1

UNCLASSIFIED

TABLE 133 -- DEPARTMENT OF THE AIR FORCE OBLIGATIONS AGAINST ALL
ACTIVE PROGRAMS DURING FY 1978 (CONTINUED)

(Figures are in millions of dollars and do not necessarily add to totals due to rounding. Figures in parentheses denote minus figures.)

PROGRAM NUMBER	APPROPRIATIONS AND PROGRAM TITLE	OBLIGATIONS				
		FIRST QUARTER	SECOND QUARTER	THIRD QUARTER	FOURTH QUARTER	TOTAL
	MISSILE PROCUREMENT - TOTAL	512.7	286.7	406.8	412.0	1,618.2
2000	Missile Weapon System.....	253.6	139.3	193.7	58.2	644.8
2100	Modification.....	21.0	4.8	8.1	17.0	50.9
2200	Replacement Equipment and VATE.....	1.9	1.1	1.6	11.6	16.2
2300	Space Program.....	85.0	25.9	71.6	132.4	314.9
2400	Missile Industrial Facilities.....	1.3	3.0	5.2	4.7	14.2
2500	Missile Replenishment Spares & Repair Parts.....	9.0	3.0	15.6	16.0	43.6
2600	Missile Initial Spares & Repair Parts.....	4.3	1.7	2.0	4.5	12.5
2700	Special Projects.....	.1	.3	.3	.3	1.0
2800	Procurement Other Than Air Force.....	3.4	1.5	8.9	4.5	18.3
2900	Other Charges.....	133.1	106.1	99.8	162.8	501.8
	OTHER PROCUREMENT - TOTAL	487.6	761.6	595.7	593.1	2,438.0
8M00	Spares - Repair Electronics & Tele Equip.....	6.5	5.5	2.7	.1	14.8
8100	Munitions and Associated Equip.....	13.7	207.7	25.3	34.0	280.7
8200	Vehicular Equipment.....	11.8	22.5	59.3	21.6	115.2
8300	Crypto & Other Security Service.....	52.3	73.4	69.7	83.1	278.5
8400	Electronic & Telecommunications Equipment.....	358.0	398.5	385.2	369.5	1,511.2
8500	Other Base Maintenance & Support Equipment.....	15.6	23.9	15.2	7.8	62.5
8600	Other Industrial Facilities.....	.5	1.1	.7	.3	2.6
8700	Procurement Other Than Air Force.....	26.6	20.8	31.4	67.5	146.3
8800	Equipment Modification.....	2.6	8.2	6.2	9.3	26.3
9300	Refunds on Transportation of Persons & Things....	*	(*)	(*)	(.1)	(.1)
	RDTS& - TOTAL	1,671.1	862.2	865.1	1,044.6	4,443.0
	RDTS& - FY 78	1,625.1	782.4	814.8	1,006.7	4,229.0
610	Technology Base.....	194.0	103.7	94.7	105.8	498.4
620	Advanced Technology Devel.....	113.8	57.4	64.3	81.4	316.9
630	Strategic Programs.....	495.7	232.1	251.4	364.5	1,343.7
640	Tactical Programs.....	276.3	162.4	121.6	177.1	737.4
650	Intelligence & Comm.....	234.5	102.1	152.1	131.6	620.3
660	Programwide Mgt & Supt.....	310.8	124.7	130.5	146.3	712.3
	RDTS& - FY 77	45.9	79.8	50.3	37.9	213.9
610	Aircraft & Related Equip.....	30.1	15.1	17.4	7.3	69.9
620	Missiles & Related Equip.....	17.7	6.2	1.0	.3	25.2
630	Military Astronautics & Related Eq.....	(35.2)	36.2	22.5	20.7	44.2
660	Ord Combat Vehicle & Related Eq.....	4.3	6.2	1.1	1.4	13.0
670	Other Equipment.....	24.7	13.5	7.7	4.6	50.5
680	Military Sciences.....	1.1	1.4	.2	.1	2.8
690	Programwide Mgt & Support.....	3.2	1.2	.4	3.5	8.3
993	Refunds on Transportation of Persons & Things....	(*)	(*)	(*)	(*)	(*)
	MILITARY CONSTRUCTION, AIR FORCE - TOTAL	112.6	119.8	97.0	189.1	518.5
310	Project Planning and Design.....	6.9	16.2	13.4	12.6	49.1
320	Major Construction, Inside the U.S.....	96.6	94.0	54.6	81.9	327.1
330	Major Construction, Outside the U.S.....	6.9	6.1	22.6	85.3	120.9
340	Minor Construction.....	2.3	1.8	5.4	7.4	16.9
350	Support Activities.....	.1	1.4	.8	.5	2.8
	Appn Transfer Account 72 & Prior.....	(.3)	.3	(.1)	.4	.3
999	Appn Transfer Account.....	*	(*)	.3	1.0	1.3

UNCLASSIFIED

TABLE 133 - DEPARTMENT OF THE AIR FORCE OBLIGATIONS AGAINST ALL ACTIVE PROGRAMS DURING FY 1978 (CONTINUED)

(Figures are in millions of dollars and do not necessarily add to totals due to rounding. Figures in parentheses denote minus figures.)

PROGRAM NUMBER	APPROPRIATIONS AND PROGRAM TITLE	OBLIGATIONS				
		FIRST QUARTER	SECOND QUARTER	THIRD QUARTER	FOURTH QUARTER	TOTAL
	<u>MILITARY CONSTRUCTION, AFR - TOTAL</u>	<u>4.2</u>	<u>2.2</u>	<u>5.3</u>	<u>4.0</u>	<u>15.7</u>
310	Project Planning and Design.....	.4	.4	.2	-	1.0
320	Major Construction.....	3.7	1.6	4.8	3.9	14.0
340	Minor Construction.....	*	.2	.3	.1	.6
	<u>MILITARY CONSTRUCTION, ANG - TOTAL</u>	<u>2.0</u>	<u>3.2</u>	<u>15.1</u>	<u>15.0</u>	<u>35.3</u>
310	Project Planning & Design.....	.5	.2	.5	.8	2.0
320	Major Construction.....	1.2	2.5	13.9	13.1	30.7
340	Minor Construction.....	.3	.5	.7	1.1	2.6

OPR: ACBM
SOURCE: RCS: HAF-ACB(M) 7130

UNCLASSIFIED

UNCLASSIFIED

Transportation

PART X

PART X

TRANSPORTATION

INTRODUCTION

The data included in this section represent the actual movement of people and things world-wide.

Military Airlift Command (MAC) data shown herein represent movement by the Airlift Service Industrial Fund of traffic for all services and to a minor extent for other agencies. The Airlift Service Industrial Fund began operation at the beginning of Fiscal Year 1958.

Tables reflecting movements out of AF Continental US (CONUS) installations via commercial transportation refer to traffic where movement is accomplished by a bill of lading or a transportation request. Data as shown herein include movements by Air Force for other services and do not include movements for the Air Force by other services. Data are for the period in which traffic moved rather than for the period of payment for transportation service.

DEFINITIONS

LONG TON - 2,240 pounds.

SHORT TON - 2,000 pounds (Included in MAC movement statistics).

MEASUREMENT TON (M/T) - Unit of volume displacing 40 cubic feet of space.

SPACE AVAILABLE TRAVEL - Space which is surplus after all space required traffic has been accommodated and which would otherwise be unused.

SPACE REQUIRED TRAVEL - Transportation space against which a requirement was accepted and an assignment made.

UNCLASSIFIED

TABLE 134 — MILITARY AIRLIFT COMMAND SELECTED TRANSPORT OPERATIONS OF THE SINGLE MANAGER OPERATING AGENCY — BY USER — FISCAL YEAR 1978

(Table below shows movements by Industrial Fund aircraft and movements out of MAC aerial ports by non-Industrial Fund aircraft)

TYPE OF OPERATION	AIRLIFT SERVICE PROVIDED FOR					
	TOTAL	US ARMY	US NAVY	US MARINES	AIR FORCE	OTHER
<u>CHANNEL TRAFFIC SPACE ASSIGNED (In Thousands) a/</u>						
Cargo (Tons)	279.2	98.7	58.5	2.0	120.0	-
Passenger & Patients (No.)	1,004.3	430.0	222.9	72.6	278.8	-
<u>CHANNEL TRAFFIC TONS AIRLIFTED (In Thousands)</u>						
Total	<u>390.7</u>	<u>132.0</u>	<u>80.6</u>	<u>9.6</u>	<u>144.5</u>	<u>24.0</u>
Cargo b/	280.5	88.5	60.3	1.8	114.1	15.8
Passenger & Patients	110.2	43.5	20.3	7.8	30.4	8.2
<u>CHANNEL PASSENGERS AND PATIENTS AIRLIFT (In Thousands) - Total</u>	<u>991.5</u>	<u>391.0</u>	<u>182.8</u>	<u>70.1</u>	<u>273.9</u>	<u>73.7</u>
<u>SPECIAL ASSIGNMENT AIRLIFT TON MILES OF CAPABILITY (Millions)</u>	<u>715.8</u>	<u>164.3</u>	<u>123.4</u>	<u>35.9</u>	<u>252.4</u>	<u>139.8</u>
<u>SPECIAL AIR MISSION (89 MAG) PASSENGERS AIRLIFTED (In Thousands) c/ Total</u>	—	—	—	—	—	—
<u>SPACE AVAILABLE PASSENGERS AIRLIFTED (In Thousands) Total</u>	<u>290.6</u>	<u>72.4</u>	<u>70.6</u>	<u>13.5</u>	<u>134.1</u>	<u>134.1</u>

a/ Space Assigned as of the end of the month.

b/ Includes mail carried on aircraft under operational control of MAC.

c/ Information currently not available.

Source: Industrial Fund Revenue Reporting System, DCS/Comptroller, HQ MAC

UNCLASSIFIED

TABLE 135 — MILITARY AIRLIFT COMMAND SELECTED TRANSPORT OPERATIONS OF THE SINGLE MANAGER OPERATING AGENCY — BY ACTIVITY — FISCAL YEAR 1978

TYPE OF OPERATION	AIRLIFT SERVICE PERFORMED BY					
	Total	Transport Force	Air Msns (89 MAG)	Aero-med Evac	Other Military	Comcl
<u>CHANNEL TRAFFIC SPACE ASSIGNED</u> (Thousands)						
Cargo (Tons)	279.2	a/			a/	a/
Passengers & Patients (Numbers)	1,004.3	a/			a/	a/
<u>CHANNEL TRAFFIC TONS AIRLIFT</u> (Thousands) - Total	390.7	277.5	-	-	1.5	111.7
Cargo b/	280.5	251.0	-	-	.3	29.2
Passengers & Patients	110.2	26.5	-	-	1.2	82.5
<u>CHANNEL PASSENGERS & PATIENTS AIRLIFTED</u> (Thousands)	991.5	238.2	-	-	10.5	742.8
<u>CHANNEL TRAFFIC TON MILES OF CAPABILITY</u> (Millions)-Total	2,594.2	2,031.9	-	-	3.8	558.5
Percent Capbility Utilized	49.6	41.0	-	-	100.0	80.7
<u>CHANNEL TRAFFIC TON MILES FLOWN</u> (Millions)	1,287.2	832.9	-	-	3.8	450.5
Cargo	905.4	778.2	-	-	.9	126.3
Outbound	565.3	469.6	-	-	.6	95.1
Inbound	340.1	308.6	-	-	.3	31.2
Passengers & Patients	381.8	54.7	-	-	2.9	324.2
Outbound	192.5	22.8	-	-	.8	168.9
Inbound	189.3	31.9	-	-	2.1	155.3
<u>SPECIAL ASSIGNMENT AIRLIFT OF CAPABILITY</u> (Millions)	715.8	686.4	-	-	-	29.4
<u>DOMESTIC AEROMEDICAL PATIENTS AIRLIFTED</u> (Thousands)-Total	31.8	-	-	31.8	-	-
<u>SPACE AVAILABLE PASSENGERS AIRLIFTED</u> (Thousands)-Total	290.6	191.6	-	-	46.9	52.1

a/ Breakout between transport force and commercial not available.

b/ Includes mail carried on aircraft under operational control of Military Airlift Command.

SOURCE: Industrial Fund Revenue Reporting System, DCS/Comptroller, HQ MAC

UNCLASSIFIED

TABLE 136 - MILITARY AIRLIFT COMMAND AIRLIFT SERVICE,
INDUSTRIAL FUND AIRCRAFT, AND FLYING
HOUR DATA - FISCAL YEAR 1978

TYPE BY FORCE	Unit Equipped As of 30 Sep 78	HOURS FLOWN DURING FY 1978			
		Total	Ferry, Test, and Other	Training	Transport
TOTAL	<u>572</u>	<u>511,716</u>	<u>5,132</u>	<u>115,016</u>	<u>391,568</u>
<u>Airlift Force--Total</u>	<u>538</u>	<u>477,708</u>	<u>4,927</u>	<u>110,284</u>	<u>362,497</u>
C-5	70	45,278	439	8,821	36,018
C-130	234	153,778	3,159	61,903	88,716
C-141	234	278,652	1,329	39,560	237,763
<u>Aeromedical Evacuation</u>					
C-9 -- Total	<u>18</u>	<u>25,704</u>	<u>21</u>	<u>2,587</u>	<u>23,096</u>
375 AAW	11	18,250	16	1,466	16,768
374 AAW	4	3,097	-	612	2,485
435 AAW	3	4,357	5	509	3,843
<u>Special Air Missions (89 MAG)--Total</u>	<u>16</u>	<u>8,304</u>	<u>184</u>	<u>2,145</u>	<u>5,975</u>
C-9	3	1,700	11	668	1,021
VC-135B	2	1,474	21	315	1,138
VC-137C	5	2,067	39	474	1,554
C/VC-140B	6	3,063	113	688	2,262

Source: Aerospace Vehicle Inventory, Status and Utilization Report, HQ MAC

UNCLASSIFIED

TABLE 137 — MILITARY AIRLIFT COMMAND COST OF COMMERCIAL AIR-
LIFT PROCURED FOR SINGLE MANAGER OPERATING
AGENCY — BY CONTRACTOR —
FISCAL YEAR 1978

CONTRACTOR AND OTHER	CONTRACTOR EXPENSE (In Thousands of Dollars)		
	TOTAL	PASSENGER	CARGO
Airlift International	\$ 24,374	\$ 5,467	\$18,907
American Airlines	115	115	-
Braniff Airways	828	828	-
Capitol Int'l Airways	4,528	4,528	-
Continental Air Lines	74	74	-
Eastern Air Lines	28	28	-
Evergreen Int'l	437	437	-
Florence Air Lines	341	-	341
Flying Tiger	29,979	20,105	9,874
National Airlines	79	79	-
Northwest Airlines	11,659	11,571	88
Overseas National Airways	6,251	6,251	-
Pan American World Airways	33,154	32,418	736
Reeve Aleutian Airways	1,645	1,525	120
Rich International	1,142	498	644
Seaboard World Airlines	21,185	9,939	11,246
Trans International Airlines	31,836	30,479	1,357
Trans World Airlines	1,370	1,370	-
United Air Lines	1,701	1,701	-
Western Air Lines	115	115	-
World Airways	22,182	21,088	1,094
<u>TOTAL</u>	<u>\$193,023</u>	<u>\$148,616*</u>	<u>\$44,407</u>
<u>Post Office Department - Total</u>	<u>56,693</u>	<u>-</u>	<u>-</u>
<u>GRAND TOTAL</u>	<u>\$249,716</u>		

* Head tax (\$1,397) not included

Source: Director of Industrial Fund, DCS/Comptroller, HQ MAC

UNCLASSIFIED

TABLE 138 — STATEMENT OF REVENUE AND COSTS — MILITARY AIRLIFT
COMMAND, USAF INDUSTRIAL FUND — FISCAL YEAR 1978

Dollars in Millions

NET OPERATING RESULT (REVENUE LESS COSTS--FUNDED) TOTAL \$6.7 Gain			
<u>REVENUE (REIMBURSABLE)-TOTAL</u>	<u>\$1,033.8</u>	<u>COST INCURRED (FUNDED)-TOTAL</u>	<u>\$1,026.9</u>
<u>Channel Traffic--Total</u>	<u>469.9</u>	Commercial Augmentation	251.1
Passengers	186.1		
Cargo	260.6	Aviation Petroleum, Oil & Lubricants	365.3
Mail (Military Aircraft- Total)	23.2		
Special Assignment Airlift- Total	<u>138.1</u>	Maintenance	177.7
USAF Mission Responsibility- Total	<u>325.8</u>	Other	232.8
Special Air Mission-89 Mil Airlift Group	15.5	<u>STATISTICAL COSTS--TOTAL</u>	<u>808.9</u>
Aeromedical Evacuation	22.5	(Not included in Costs- Funded above)	
International Aeromedical	8.7	<u>Military Pay & Allowances</u>	
Exercise/Airborne Training	100.2	Total	<u>408.5</u>
Other	178.9	<u>Depreciation--Total</u>	<u>400.4</u>
<u>Mail (Common Carrier)</u>	<u>56.7</u>	Aircraft	379.8
<u>Courier</u>	<u>.9</u>	Other Equipment	20.6
<u>Other - Total</u>	<u>42.4</u>		

Source: Industrial Fund Revenue Reporting System, DCS/Comptroller, HQ MAC

UNCLASSIFIED

~~SECRET~~

~~SECRET~~

~~SECRET~~

~~SECRET~~

~~SECRET~~

~~SECRET~~

~~SECRET~~

~~SECRET~~