

Date 23 Feb 2011

MEMORANDUM FOR SAF/PA

FROM: SAF/FMCE

SUBJECT: Public Release Approval Request

1. The attached material, described below, is forwarded for security and policy review in accordance with AFI 35-101, Chapter 15:

TITLE: USAF Summaries for 1945-2005
(Please include page count)

AUTHOR/ORGANIZATION: SAF/FMCE

PRESENTATION TO: *General Public*

DATE: *As soon as "Approved" for Public Release*

LOCATION: *DTIC Public Database*

PUBLICATION IN: *N/A*

SUBMITTAL DEADLINE: *N/A*

REQUEST REPLY BY: *23 Feb 2011*

**DEPARTMENT OF THE AIR FORCE
SAF/PA
CLEARED THIS INFORMATION**

FEB 23 2011

FOR PUBLIC RELEASE

2. SAF/FMC has no objection to public release of this document upon approval from SAF/PA.

3. (This line is for any comments or recommendation you may have in reference to the document you are submitting for review; if prior coordination has been performed, please list POC and phone number.) Please list one addition POC other than submitter.

Signed/evb/022311/fmcee
Eli V. Brown, Maj, USAF
SAF/FMCEE

*Attachment
6 Copies (required)*



DEPARTMENT OF THE AIR FORCE
WASHINGTON, DC

21 Jan 2011

Office of the Secretary

MEMORANDUM FOR AF/HO

EVJ
KAS-2005

FROM: SAF/PA (Security and Policy Review)

SUBJECT: Public Release Coordination (PAIRS 2011-0034)--USAF Summaries for ~~1976-1985~~ - FOR PUBLIC
RELEASE SUSPENSE: 28 Jan 2011

The purpose of the memo is to obtain subject matter expert coordination for public release of the attached document and has been sent concurrently to each addressee. This memo replaces the Public Affairs Information Release System (PAIRS) form and should be protected as "For Official Use Only". Please review and respond in the 1st indorsement with one of the provided dispositions. If you have any questions, concerns, or comments feel free to contact me at 703-697-3222/3994. FAX 703-693-9452.

Devallee Pridgen-Gattison
DEVALEE PRIDGEN-GATTISON
Security Review Specialist
Secretary of the Air Force
Office of Public Affairs

1st Ind, AF/HO

TO: SAF/PA (Security and Policy Review)

- No objection
- No objection, subject to recommendation
- No objection, subject to amendments for security and policy as indicated by brackets
- Objection (Amendments to permit publication are impractical. State reason)
- No Equity

William C. Heimdahl 16/2/11
(Reviewers Signature) (Date)
William C. Heimdahl
(Print Reviewer's Name/duty title/phone number)
Deputy Director
HQ USAF/HO 697-5600

DEPARTMENT OF THE AIR FORCE
HEADQUARTERS UNITED STATES AIR FORCE
WASHINGTON, D.C.



1 SEP 1978

REPLY TO
ATTN OF: APMC

SUBJECT: Declassification of Statistical Digest (Your ltr, 25 Aug 78)

TO: AF/CVAH(S)

All editions of the USAF Statistical Digest for the years 1945 thru 1963 are UNCLASSIFIED IAW Executive Order 11652 and downgrading instructions in AFR 205-1. Statistical Digests from 1964 thru 1977 are CLASSIFIED IAW instructions on the individual pages. Additional security information can be obtained from the office of primary responsibility.

K.M. O'Over

K.M. OLVER, Colonel, USAF
Chief, Cost Analysis & Mgt Div
Directorate of Cost & Management Analysis

Report Documentation Page

Form Approved
OMB No. 0704-0188

Public reporting burden for the collection of information is estimated to average 1 hour per response, including the time for reviewing instructions, searching existing data sources, gathering and maintaining the data needed, and completing and reviewing the collection of information. Send comments regarding this burden estimate or any other aspect of this collection of information, including suggestions for reducing this burden, to Washington Headquarters Services, Directorate for Information Operations and Reports, 1215 Jefferson Davis Highway, Suite 1204, Arlington VA 22202-4302. Respondents should be aware that notwithstanding any other provision of law, no person shall be subject to a penalty for failing to comply with a collection of information if it does not display a currently valid OMB control number.

1. REPORT DATE 1957		2. REPORT TYPE		3. DATES COVERED 00-00-1957 to 00-00-1957	
4. TITLE AND SUBTITLE United States Air Force Statistical Digest, Fiscal Year 1957				5a. CONTRACT NUMBER	
				5b. GRANT NUMBER	
				5c. PROGRAM ELEMENT NUMBER	
6. AUTHOR(S)				5d. PROJECT NUMBER	
				5e. TASK NUMBER	
				5f. WORK UNIT NUMBER	
7. PERFORMING ORGANIZATION NAME(S) AND ADDRESS(ES) Operations Statistics Division,D Statistical Services,DCS Comptroller, USAF,Washington,DC				8. PERFORMING ORGANIZATION REPORT NUMBER	
9. SPONSORING/MONITORING AGENCY NAME(S) AND ADDRESS(ES)				10. SPONSOR/MONITOR'S ACRONYM(S)	
				11. SPONSOR/MONITOR'S REPORT NUMBER(S)	
12. DISTRIBUTION/AVAILABILITY STATEMENT Approved for public release; distribution unlimited					
13. SUPPLEMENTARY NOTES					
14. ABSTRACT					
15. SUBJECT TERMS					
16. SECURITY CLASSIFICATION OF:			17. LIMITATION OF ABSTRACT	18. NUMBER OF PAGES	19a. NAME OF RESPONSIBLE PERSON
a. REPORT unclassified	b. ABSTRACT unclassified	c. THIS PAGE unclassified			

1

DOWNGRADED AT 12 YEAR INTERVALS;
NOT AUTOMATICALLY DECLASSIFIED
DOD DIR. 5200.10

5 Ho-S-5 8/54

Reports Control Symbol
SS-U-23

UNITED STATES AIR FORCE STATISTICAL DIGEST FISCAL YEAR 1957

Twelfth Edition

This document contains information affecting the national defense of the United States within the meaning of the Espionage Laws, Title 18 U. S. C., Sections 793 and 794. The transmission or the revelation of its contents in any manner to an unauthorized person is prohibited by law.

Retain or destroy this copy in accordance with AFR 205-1. Do not return.

Prepared By:

Directorate of Statistical Services
Comptroller of the Air Force
Headquarters, USAF
Washington 25, D. C.



FOREWORD

The "USAF Statistical Digest" (Short Title USAF SD-57) summarizes in one document the volume of statistical data collected and published by various offices in Headquarters, United States Air Force and certain major commands. It is published in accordance with AFR 5-24 and is to be used as the official basic reference document for the period and areas covered.

The Fiscal Year 1957 edition is the twelfth edition of the series. Original editions - Army Air Force Statistical Digest (World War II) and supplement Number 1, 1945 were followed by AAF Statistical Digest, 1946 and USAF Statistical Digest 1947. The 1946 and 1947 editions made Air Force statistics available in summarized form, available as far back as possible, with the exception of Combat Operations. This data is found only in the 1945 edition. The 1948 issue was the first strictly annual publication. Since 1949 each annual edition has been organized on a Fiscal Year basis.

Immediately following the Table of Contents is a Major Air Command listing, containing information which is appropriate to all data included in this issue. Definitions and general information pertaining to specific subject matter areas are found in introductory statements in each Part. Tables indicated in the headnote as "New Tables" are tables which were not included in the FY 56 edition of this publication.

Sources of most of the data are the published and unpublished records of the Directorate of Statistical Services. The balance of the data was furnished by other agencies as noted in source reference data.

Correspondence relative to the content of this document as well as recommendation for new material for inclusion should be addressed to the Director of Statistical Services, Headquarters United States Air Force, Washington 25, D. C.




TABLE OF CONTENTS

V

	<u>Page Number</u>
FOREWORD	III
MAJOR AIR COMMAND LISTING	XX
DEPARTMENT OF THE AIR FORCE ORGANIZATION CHART	XXII

PART I - AIR FORCE UNITS AND CAPABILITIES

Introduction and Definitions	1
Table 1 Summary of Active USAF Organizations by Command - As of 30 June 1957	2
Table 2 Combat and Troop Carrier Wings and Squadrons, World-Wide by Type - Fiscal Years 1951 thru 1957	3
Table 3 USAF Major Wings and Squadrons, World-Wide, Continental US and Overseas, by Type - Fiscal Year 1957	4
Table 4 USAF Major Wings and Squadrons, by Command Area, by Type - Fiscal Year 1957	8
Table 5 USAF Major Wings and Support Forces Flying Equipped by Type of Unit Equipment Possessed - Fiscal Years 1952 thru 1956	14
Table 6 USAF Major Wings and Support Forces Equipped by Type of Unit Equipment Possessed - Fiscal Year 1957	16
Table 7 Unit Equipment and Crews in USAF Major Wings and Support Forces (Flying) Units by Quarter - FY 1957	17
Table 8 Unit Equipment and Crews in USAF Major Wings and Support Forces (Flying) Units - by Fiscal Year 1954 thru 1957	19
Table 9 Operational Readiness of USAF Major Wings - Fiscal Year 1957	21

PART II - FLIGHT OPERATIONS

Introduction and Definitions	23
Table 10 Summary of USAF Flight Operations by Type of Activity - FY 1957	24
Table 11 USAF Flight Operations by Type of Activity - Quarterly - FY 1957	25
Table 12 USAF Flight Operations World-Wide by Type and Model Aircraft - Quarterly FY 1957	28
Table 13 Summary of USAF Flying Hours - World-Wide by Type of Activity - Fiscal Years 1950 thru 1957	38
Table 14 Summary of Hours Flown by USAF Aircraft by Type and Model - Fiscal Years 1950 thru 1957	39
Table 15 USAF Aircraft Hours Flown - by Command - FY 1957	47

**PART III - SAFETY
FLYING SAFETY**

Introduction and Definitions	49
Table 16 Flying Hours, Number and Rates of Major Accidents, Fatal Accidents and Fatalities - 1921 thru 1957	50
Table 17 USAF and ANG Aircraft Accidents and Rates - By Command - FY 1957	51
Table 18 USAF and ANG Aircraft Accidents and Rates - by Type and Model - FY 1957	53
Table 19 USAF Bailment/Loan Accidents, by Command and Type and Model - FY 1957	58
Table 20 Causing Factors of Major Aircraft Accidents for USAF and Components - Fiscal Year 1957	59
Table 21 Selected Conditions Affecting USAF and Components Major Aircraft Accidents - Fiscal Year 1957	63
Table 22 USAF and ANG Major Aircraft Accidents - by Phase of Operation - Fiscal Year 1957	67
Table 23 Personnel Fatalities and Injuries in USAF/ANG aircraft Accidents - Fiscal Year 1957	71
Table 24 USAF Major Accidents by Mission of Flight - Fiscal Year 1957	74

GROUND SAFETY

Definitions	75
<u>INJURY EXPERIENCE - SUMMARY AND MISCELLANEOUS</u>	
Table 25 Summary - USAF Ground Accident Experience, Worldwide	78
Table 26 Military and Civilian Ground Accidents by Accident Category, By Command - Calendar Year 1956	80
Table 27 Ground Accident Cost Analysis by Command - Calendar Year 1956	81
Table 28 Military and On-Duty Civilian Disabling and Non-Disabling Injuries, by Command - Calendar Year 1956	81
Table 29 USAF Motor Vehicle Ground Accident Experience by Command - Calendar Year 1956	82

PART III - SAFETY (CONTINUED)
GROUND SAFETY (CONTINUED)

Page Number

INJURY EXPERIENCE - MILITARY

Table 30	Military Personnel Injury Experience - Total, By Command - CA 1956	83
Table 31	Cost Analysis of USAF Military Personnel Injury Experience - Total, By Command - CA 1956	83
Table 32	Military Personnel Injury Experience - On Duty, By Command - CA 1956	84
Table 33	Cost Analysis of Military Personnel Injury Experience - On Duty, By Command - CA 1956	84
Table 34	Military Personnel Injury Experience - Off-Duty, By Command - CA 1956	85
Table 35	Cost Analysis of Military Personnel Injury Experience - Off-Duty, By Command - CA 1956	85

INJURY EXPERIENCE - CIVILIAN PERSONNEL

Table 36	On-Duty Civilian Personnel Injury Experience By Command - CA 1956	86
Table 37	Cost Analysis of On-Duty Civilian Personnel Injury Experience By Command - CA 1956	86

LOSSES FROM VEHICULAR ACCIDENTS

Table 38	Military Personnel Losses from USAF Motor Vehicle Accidents By Command - CA 1956	87
Table 39	On Duty Civilian Personnel Losses Resulting from USAF Motor Vehicle Accidents By Command - CA 1956	87
Table 40	Military Personnel Losses Resulting from Private Motor Vehicle Accidents By Command - CA 1956	88
Table 41	On Duty Civilian Personnel Losses Resulting from Private Motor Vehicle Accidents By Command - CA 1956	88

LOSSES FROM NON-VEHICULAR ACCIDENTS

Table 42	Military Personnel Losses Resulting from Other (Non-Vehicular) Accidents By Command - CA 1956	89
Table 43	On Duty Civilian Personnel Losses Resulting from All Other (Non-Vehicular) Accidents By Command - CA 1956	89

AIRCRAFT DAMAGE

Table 44	USAF Aircraft Damage Resulting from Ground Accidents By Command - CA 1956	90
----------	---	----

PART IV - AIRCRAFT AND MATERIEL

Introduction and Definitions	91	
Table 45	U.S. Military Aircraft Acceptances By Recipient, Semi-Annual, Fiscal Year 1957	92
Table 46	Summary of USAF Aircraft Acceptances - Units and Airframe Weight, By Recipient, Fiscal Years 1950 through 1957	96
Table 47	USAF Aircraft Acceptances by Engine Type, Monthly, Fiscal Year 1957	96
Table 48	USAF Aircraft Acceptances by Manufacturer and Recipient, Models Currently in Production, Fiscal Year 1957	97
Table 49	USAF Aircraft Procurement Programs by Fiscal Year Funding, Fiscal Years 1954 through 1957	101
Table 50	USAF Acceptances of Guided Missiles, Guided Aircraft Rockets, and Target Drones, Fiscal Year 1957 and Prior	102
Table 51	USAF Guided Missile, Guided Aircraft Rocket, and Target Drone Procurement Programs by Fiscal Year Funding - through Fiscal year 1957	103
Table 52	Functional Distribution Summary of USAF Aircraft Possessed Fiscal Year 1950-1957	105
Table 53	Functional Distribution of Aircraft Inventory - USAF Commands Quarterly - Fiscal Year 1957	106
Table 54	USAF Aircraft Functional Distribution by Type - Quarterly - Fiscal Year 1957	110
Table 55	USAF Aircraft Functional Distribution by Type, Model and Selected Series, As of 30 June 1957	112
Table 56	Calendar Age Distribution of USAF Aircraft as of 30 June 1957	116
Table 57	DAF Aircraft Inventory Net Gain and Loss Summary - As of 30 June 1957	119
Table 58	USAF and Components Aircraft Gains and Losses - Fiscal Year 1957	125
Table 59	USAF Average Active Aircraft Operationally and Not Operationally Ready By Command - Fiscal Year 1957	130
Table 60	USAF Average Active Aircraft Operationally and Not Operationally Ready By Type and Model - Fiscal Year 1957	131
Table 61	USAF World-Wide Inventory of Selected Items of Ammunition Semi-Annual - Fiscal Year 1957	134

PART V - AIRCRAFT ENGINES

Introduction and Definitions	135
Table 62 Summary of Aircraft Engine Acceptances, by Recipient, Fiscal Years 1950 through 1957	136
Table 63 Summary of USAF Aircraft Engine Acceptances by Type, Model, and Recipient, Fiscal Year 1957	136
Table 64 USAF Aircraft Engine Acceptances by Manufacturer and Recipient, Models Currently in Production - Fiscal Year 1957	137
Table 65 World-Wide Summary of USAF Aircraft Engine Inventory by Recipient and Major Type, Semi-Annual - Fiscal Year 1957	140
Table 66 World-Wide Inventory and Status of USAF Aircraft Engines by Type and Model, Semi-Annual - Fiscal Year 1957	141
Table 67 World-Wide Inventory and Status of USAF Aircraft Engines by Recipient - by Type and Model - Fiscal Year 1957	146

PART VI - AVIATION FUEL AND OIL

Introduction and Definitions	147
Table 68 Inventory of USAF Aviation Fuel, Fiscal Years 1955, 1956, and 1957	148
Table 69 Base Issues of USAF Owned Aviation Fuel, Fiscal Years 1955, 1956, and 1957	148
Table 70 Base Issues of USAF Aviation Fuel, by Recipient, Fiscal Year 1957	149
Table 71 Aviation Fuel Receipts from Industry, Fiscal Year 1957	151
Table 72 World-Wide USAF Aviation Fuel Inventory, by Area, Semi-Annual, Fiscal Year 1957	151
Table 73 Summary of USAF Aviation Oil Inventories, Fiscal Years 1955, 1956, and 1957	152
Table 74 Summary of Base Issues of USAF Aviation Oil, Fiscal Years 1955, 1956, and 1957	152
Table 75 World-Wide USAF Aviation Oil Inventory, Semi-Annual, Fiscal Year 1957	153
Table 76 Summary of Base Issues of USAF Aviation Oil, Fiscal Year 1957	153
Table 77 Aviation Oil Receipts from Industry and Others, Fiscal Year 1957	153

PART VII - USAF VEHICLES

Introduction and Definitions	155
Table 78 USAF Vehicle Inventory by Major Air Command, as of 30 June 1957	156
Table 79 USAF Vehicle Inventory by Design, Application, and Use as of 30 June 1957	157
Table 80 Command USAF Vehicle Inventory by Design, Application and Use, as of 30 June 1957	159
Table 81 Dollar Value of USAF Vehicle Inventory, by Design, and Application, as of 31 March 1957	162

PART VIII - MOBILIZATION RESERVE MATERIEL

Introduction	163
Table 82 Pre-Stockage of Selected Items of Mobilization Reserve Materiel Overseas, Project Seaweed	164
Table 83 Pre-Stockage of Selected Items of Mobilization Reserve Materiel, in Continental U.S., Project Big Top	164
Table 84 Pre-Stockage of Selected Items of Mobilization Reserve Materiel in Continental U.S., Project Night Life and Flyaway Kits	165

PART IX - STOCKPILING

Introduction	167
Table 85 Status of the Strategic Materials Stockpiling Program Within the Department of the Air Force, By Materiel, as of 30 June 1957	168
Table 86 Status of the Strategic Materials Stockpiling Program Within the Department of the Air Force, By Depot, as of 30 June 1957	170

PART X - RESEARCH AND DEVELOPMENT

Introduction	171
Table 87 Status of USAF Research and Development Funds Fiscal Years 1950 through 1956, as of 30 June 1957	172

PART X - RESEARCH AND DEVELOPMENT (CONTINUED)

Page Number

Table 88	Department of the Air Force - Research and Development Appropriation Cumulative Obligations by Command - as of 30 June 1957	173
----------	---	-----

PART XI - MACHINE TOOLS

Introduction and Definitions.	177	
Table 89	USAF Machine Tools Status as of 30 June 1957.	178

PART XII - FISCAL

Introduction and Definitions.	179	
Table 90	Department of the Air Force - Status of Unliquidated Obligations at Beginning and End of Fiscal Year 1957	180
Table 91	Department of the Air Force - Amounts Available for Obligation During Fiscal Year 1957 Reflecting New Obligating Authority and the Application of Prior Year Unobligated Balances.	182
Table 92	Obligations During Fiscal Year 1957 Against Funds Available for Obligation During Fiscal Year 1957.	183
Table 93	Department of the Air Force - Expenditures and Amounts Available for Expenditures During Fiscal Year 1957.	186
Table 94	Department of the Air Force - Expenditures Against Fiscal Year 1957 Programs During Fiscal Year 1957.	189
Table 95	Department of the Air Force - Expenditures Against Fiscal Year 1956 Programs During Fiscal Year 1957.	191
Table 96	Department of the Air Force - Expenditures Against Fiscal Year 1955 Programs During Fiscal Year 1957.	193
Table 97	Department of the Air Force - Expenditures Against Fiscal Year 1954 Programs During Fiscal Year 1957.	195
Table 98	Department of the Air Force - Expenditures Against Fiscal Year 1953 Programs During Fiscal Year 1957.	196
Table 99	Activity in Air Force Management Funds During Fiscal Year 1957.	197

PART XIII - TRANSPORTATION

Definitions	199	
Table 100	Traffic Moved by MATS between Continental U.S. and Overseas areas, Fiscal Year 1957.	200
Table 101	Movement of USAF Sponsored Passengers by Ocean Transportation, Fiscal Year 1957.	201
Table 102	Movement of USAF Sponsored Cargo by Ocean Transportation, Fiscal Year 1957.	202
Table 103	Shipment of Household Goods, Hold Baggage, and Private Vehicles to Overseas Areas, Fiscal Year 1957.	203
Table 104	Overseas Shipment of Military Dependents by Mode of Transportation, Fiscal Year 1957.	204
Table 105	Movement of Bulk Petroleum by Ocean Transportation, Fiscal Year 1957.	205
Table 106	World-Wide Movement of Bulk Petroleum by Type of Fuel, Fiscal Year 1957.	205

PART XIV - INSTALLATIONS, CONSTRUCTION, AND COST OF MAINTENANCE AND OPERATION OF USAF PROPERTY

Introduction and Definitions	207	
Table 107	USAF Active Installations by Type and Command, as of 30 June 1957	208
Table 108	USAF Installations by Type and Geographical Area, as of 30 June 1957	208
Table 109	Status of USAF Military Construction Program - Cumulative, Fiscal Year 1957 and Prior.	209
Table 110	Progress of USAF Military Construction Program, Fiscal Year 1957	209
Table 111	Cost of Maintenance and Operation of USAF Real Property, by Command, Fiscal Year 1957.	210
Table 112	Cost of Maintenance and Operation of USAF Real Property, by Major Category, Fiscal Year 1957.	210
Table 113	Cost to U.S. Government of Military Real Property Controlled by Department of the Air Force, as of 30 June 1957.	211
Table 114	Cost of U.S. Government of Land Controlled by Department of the Air Force, as of 30 June 1957.	211

	Page Number
PART XIV - INSTALLATIONS, CONSTRUCTION, AND COST OF MAINTENANCE AND OPERATION OF USAF PROPERTY (CONTINUED)	
Table 115	211
Acreage of Military Real Property Controlled and Located at Installations, Department of the Air Force - as of 30 June 1957.	
PART XV - MILITARY ASSISTANCE PROGRAM (MAP)	
Definitions.	213
Table 116	214
Table 117	215
Table 118	215
Table 119	216
Table 120	217
Table 121	221
Table 122	222
Table 123	223
Table 124	227
Table 125	228
Table 126	233
Table 127	233
Table 128	234
Table 129	235
Table 130	236
PART XVI - MILITARY PERSONNEL	
Definitions.	239
RATED PERSONNEL	
Table 131	244
Table 132	246
Table 133	247
Table 134	250
Table 135	251
Table 136	252
Table 137	253
COMMAND STRENGTH	
Table 138	254
Table 139	255
Table 140	257
Table 141	258
Table 142	260
Table 143	262
Table 144	263
Table 145	264
Table 146	265
Table 147	275

PART XVI - MILITARY PERSONNEL (CONTINUED)

Page Number

Table 148	Summary - Command Strength by Grade in which Serving by Departmental Status, Worldwide - Fiscal Year 1949 through 1954.	277
Table 149	Summary - Command Strength of Air Force Pipeline Personnel by Pipeline Category - 30 June 1948 through 1957.	278
<u>DEPARTMENTAL STRENGTH</u>		
Table 150	Summary - USAF Regular Commissioned Officer by Grade in which Serving, by Control Branch - 30 June 1950 through 30 June 1957.	280
Table 151	USAF General Officers by Permanent Grade, by Grade in which Serving - June 1952 through June 1957.	283
Table 152	Summary - Departmental Strength of Female Personnel - 30 June 1951 through 30 June 1957.	284
Table 153	Summary - Departmental Strength of Female Medical Officers by Grade in which Serving - 30 June 1950 through Fiscal Year 1957.	286
<u>PROMOTIONS</u>		
Table 154	Summary - Regular Officers Selected for Permanent Promotions - Fiscal Year 1950 through 1957.	287
Table 155	Summary - Temporary Promotions of Officers to General Officers by Grade to which Promoted - Fiscal Year 1951 through 1957.	288
Table 156	Summary - Officers selected for Temporary Promotions by Fiscal Year in which Selected - Fiscal Year 1949 through 1957.	289
<u>GAINS AND LOSSES</u>		
Table 157	Summary - Military Personnel Gains and Losses - Last Half Fiscal Year 1949 through 1956.	290
Table 158	Gains and Losses of Military Personnel to Command Strength - Fiscal Year 1957	291
Table 159	Gains and Losses of Female Military Personnel to Command Strength - Fiscal Year 1957.	301
Table 160	Summary - Gains and Losses of USAF Enlisted Personnel by Age Group - Fiscal Year 1955 through 1957.	308
<u>GAINS</u>		
Table 161	Summary - Gains of Officers to Command Strength by Grade - Fiscal Year 1954 through 1957.	309
Table 162	Summary - Gains of Enlisted Personnel to Command Strength by Grade - Fiscal Year 1954 through 1957.	310
<u>LOSSES</u>		
Table 163	Summary - Losses of Officers to Command Strength by Grade - Fiscal Year 1954 through 1957.	311
Table 164	Summary - Losses of Enlisted Personnel from Command Strength by Grade - Fiscal Year 1954 through 1957.	312
Table 165	Summary - Losses of USAF Officers from Command Strength by Aeronautical Status, by Age Group - Fiscal Year 1953 through 1957.	313
Table 166	Summary - Losses of USAF Officers on Flying Status, by Age Group - Fiscal Year 1955 through 1957.	315
<u>STATUS CHANGES</u>		
Table 167	Summary - Accession Status Changes of Military Personnel - Fiscal Year 1953 through 1957.	317
Table 168	Accession Status Changes of Female Military Personnel - Fiscal Year 1957	320
<u>ENLISTMENTS AND REENLISTMENTS</u>		
Table 169	Enlistments and Reenlistments by Grade - Fiscal Year 1957.	322
Table 170	Summary - WAF Enlistments and Reenlistments by Grade - Fiscal Year 1949 through 1957.	324
Table 171	Enlistments and Reenlistments by Term of Enlistment - Fiscal Year 1957.	326
Table 172	WAF Enlistments and Reenlistments by Term of Enlistment - Fiscal Year 1957.	328
Table 173	Enlistments by Educational Level - Fiscal Year 1957.	330
Table 174	Non-Prior Service Enlistments by Armed Forces Qualification Test (AFQT) Mental Group - Fiscal Year 1957.	332
<u>SPECIALTIES AND SKILL LEVEL</u>		
Table 175	Summary - Authorized and Assigned USAF Officers by Occupational Field Based on Duty Specialty - Fiscal Year 1954 through 1957.	333
Table 176	Summary - Authorized and Assigned Airman by Primary Air Force Specialty Code (AFSC) Within Career Field - 31 December 1953 through 30 June 1957.	334
Table 177	Summary - Permanent Party Airmen Assigned by Primary Air Force Specialty, by Skill Level - Fiscal Year 1954 through 1957.	336
Table 178	Summary - Age Distribution of USAF Officers by Grade in which Serving, by Age - 30 November 1952 through 30 June 1957.	339

PART XVI - MILITARY PERSONNEL (CONTINUED)

ATTITUDES, CHARACTERISTICS, AND SKILLS - SAMPLE SURVEY

Commentary.....	343
Table 179 USAF Female Officers by Branch of Service, by AF Career Intent, by:	346
Air Force, Improvement or Change Recommended In The	
Age	
Education	
Grade	
Marital Status	
Plans, Civilian	
Regular Commission, Intent Regarding	
Regular Officers, Interest In Becoming A	
Separation For Reason Of Marriage	
Service, Active Federal Commissioned	
Service, Active Federal Military	
Table 180 USAF Female Officers By Branch Of Service, By Adequacy of Quarters, By:	352
Number Sharing Bedroom Facilities	
Number Sharing Bathroom Facilities	
Number Sharing Living Room Facilities	
Number Sharing Kitchen Facilities	
Number Sharing Laundry Room Facilities	
Opinion of Adequacy of Quarters by All Officers	
Opinion of Adequacy of Quarters by Officer Tenants	
Table 181 WAF Airmen by Grade, By:	356
Allowance, Overseas Station	
Allowance, Quarters	
Allowance, Subsistence	
Active Duty, Date First Entered On	
Age	
Air Force, Improvement or Change Recommended In The	
Air Force Career, Advantages Superior to Those of Civilian Life	
Air Force Career, Advantages Today of An	
Career Field, Working in Primary	
Educational Level	
Enlistment, Date Present Term Started	
Enlistment, Present Term of	
Enlistment, Reason for Original	
Enlistments, Number of Air Force	
Job, Feel Qualified for Present Service	
Job, Type Personnel Best Suited to Perform	
KP Details, Frequency of	
KP Details, Served During Past Seven Days	
Legal Dependents	
Marital Status	
Officer Candidate School, Eligibility for	
Officer Candidate School, Interested in Applying for	
Officer Candidate School, Reason for not Applying for	
Off-Base Activities Participated in	
Off Duty Time, Where Spent	
On-Base Activities Participated in	
Personal Problems, Assistance Sought from for Intimate	
Personal Problems, Assistance Sought from for Nonintimate	
Personal Problems, How Helpful Counseling has been for Intimate	
Personal Problems, How helpful Counseling has been for Nonintimate	
Plans, Civilian	
Plans, Present Air Force	
Quarters, Adequacy of Government Provided	
Quarters, Authorized to Occupy Joint	
Quarters, Reason Government Quarters Not Adequate	
Separating For Reason of Marriage	
Service in Another Women's Military Organization	
Service, Active Federal Military	
Service, Total Federal Military	
Service, WAAC	
Sports, Types that need Greater Emphasis	

PART XVI - MILITARY PERSONNEL (CONTINUED)

SAMPLING VARIABILITY

Commentary	365
OFFICERS	
Table 182 Percentaged Distribution of USAF Officers by Command - Worldwide by	374
Dependents, Legal	
Educational Level	
Marital Status	
Plans, Air Force Career	
Training, Receiving Pilot Or Navigator/Observer	
Table 183 USAF Officers by Grade in Which Serving - Worldwide by	376
Active Duty Preferences	
Aeronautical Rating And Flying Status	
Age	
Allowance, Overseas Station	
Allowance, Quarters	
Aspirations, Most Important In The Life You Want To Lead	
Aspirations, Where Can Best Be Obtained	
Career Category	
Career, Counseled On Advantage Of An Air Force	
Career, Influence Of Such Counseling On Air Force	
Career Plans, Present Air Force	
Career Plans, When First Entered The Air Force	
Commission, Date Awarded	
Commission, Source Of	
Dependents Along On Last Overseas Tour	
Dependents, Legal	
Dependents, Location Of Those Not At Overseas Duty Station	
Dependents, Number Occupying Quarters At Duty Station	
Dependents, Reason Not Along On Last Overseas Tour	
Educational Level	
Marital Status	
Military Service, Dissatisfaction With And Civilian Prospects	
Military Service, Active Federal, In Present Grade	
Military Service, Active Federal, In Previous Grade	
Personal Situation, Improved Or Worsened In The Last Year	
Separation, Date Of	
Staying In Or Leaving The Air Force, Most Important Reason For	
Tour, Months Served On Last Air Force Overseas	
Training, Receiving Pilot Or Navigator/Observer	
Table 184 Averages For Selected Characteristics For USAF Officers By Grade	
in Which Serving - Worldwide by	383
Age	
Commissioned Service, Total Federal	
Dependents, Number Of Legal	
Dependents, Number At Permanent Duty Station	
Military Service, Active Federal	
Table 185 USAF Male Commissioned Officers By Career Category And Career	
Intent - Worldwide by	384
Active Duty, Additional Service Preferred At Retirement After 20 Years	
Active Duty, Initial Entry As Commissioned Officer	
Active Duty, Preference Today	
Active Duty, Reason For Original Entry Into Air Force	
Aspiration, Most Important In The Life You Want To Lead	
Aspirations, Where Can Best Be Obtained	
Career, Air Force, Advantages Versus Civilian Life	
Career, Counseled On Advantage of An Air Force	
Career, Influence Of Such Counseling On Air Force	
Career, Family Feeling About Making An Air Force	
Career Plans, When First Entered The Air Force	
Career Reserve Statement, Date Signed	
Commission, Date Awarded	

PART XVI - MILITARY PERSONNEL (CONTINUED)

Page Number

Table 185	Commission, Source Of Educational Level Grade In Which Serving Marital Status, Present Marital Status, When First Entered Military Service Military Service, Dissatisfaction With And Civilian Prospects Personal Situation, Improved Or Worsened In the Last Year Separation, Date Of Separation, Original Date Of, Changed Since 1 July 1951 Staying In Or Leaving The Air Force, Most Important Reason For Staying In Or Leaving The Air Force, Second Reason For Staying In Or Leaving The Air Force, Persons Influential In Decision For Tour, Length Of Specified, For Cash Bonus Tour, Months Served On Last Air Force Overseas Tour, Viewpoint Of Prospects Of An Overseas Training, Receiving Pilot Or Navigator/Observer	
Table 186	Actual Air Force Experiences Of Male Commissioned Officers Compared To Expectations On Entry To Active Duty By Career Category - Worldwide by.	398
	Acceptance Of AF Officers By The General Public Adjustment To The Life Of An Air Force Officer Amount Of Personal Freedom Level Of Pay And Allowances Opportunity For Travel, New Experiences, Adventure Opportunity To Get Good Job Assignments Opportunity To Obtain Selected Bases	
Table 187	Percentaged Distribution Of USAF Male Commissioned Officers By AF Career Intent, By Primary Occupational Area - Worldwide by	400
Table 188	USAF Officers And Airmen By Present Official Residence - Worldwide	402
	AIRMEN	-
Table 189	Percentaged Distribution Of USAF Airmen By Command - Worldwide By	404
	Age Air Force Qualification Test Score Allowance, Overseas Station Allowance, Quarters Allowance, Subsistence Career Plans, When First Entered The Air Force Dependents, Legal Educational Level Enlistments, Number Of Air Force Intent, Present Reenlistment Job Assignment, Satisfaction With Present Marital Status Military Service, Active Federal Safety Belts, Want To Use Them On Government Vehicles Safety Belts, Know Of Use In A Motor Vehicle Accident Staying In Or Leaving The Air Force, Persons Influential In Making Decision For	
Table 190	USAF Airmen By Grade In Which Serving - Worldwide by	412
	Age Air Force Qualification Test Score Allowance, Overseas Station Allowance, Quarters Allowance, Subsistence Career, Benefit That Would Increase The Value Of An AF Career Intent, When First Entered The Air Force Dependents Joined Airmen, Time Elapsed Before Dependents, Legal Dependents, Reason Not Joined You Educational Level Enlistment, Reason For Original AF Flying Status Intent, Reenlistment Job Assignment, Satisfaction With Present Marital Status Military Service, Active Federal	

PART XVI - MILITARY PERSONNEL (CONTINUED)

Page Number

Table 190	Military Service, Active And Inactive Military Service In Present Grade, Active Federal Military Service In Previous Grade, Active Federal Safety Belts, Want To Use Them On Government Vehicles Safety Belts, Know Of Use In A Motor Vehicle Accident	
Table 191	Averages For Selected Characteristics For USAF Airmen By Grade In Which Serving - Worldwide by	417
	Age Dependents, Number Of Legal Military Service, Active Federal Military Service, Total Federal	
Table 192	USAF Airmen By Category Of Enlistment By Reenlistment Intent - Worldwide by . .	418
	Air Force Qualification Test Score Career, Benefit That Would Increase The Value Of An AF Career Plans When First Entered The Air Force Educational Level Enlistment, Reason For Original Grade In Which Serving Job Assignment, Satisfaction With Present Marital Status Military Service, Active Federal Military Service, Dissatisfaction With And Civilian Prospects Reenlistment, Eligibility Under New Requirements Reenlistment, Intent If Offered Technical School Training Separation, Date Of Staying In Or Leaving The Air Force, Most Important Reason For Staying In Or Leaving The Air Force, Persons Influential In Making Decision For	
Table 193	USAF Airmen By Career Category By Technical Category - Worldwide by	426
	Age Career Field, Desire Training Into A Different Educational Level Grade In Which Serving Job Assignment, Satisfaction With Present Marital Status Military Service, Active Federal Military Service, Active Federal, In Present Grade Level Military Service, Active Federal, In Previous Lower Grade Reenlistment Intent Reenlistment Intent If Offered Technical School Training Staying In Or Leaving The Air Force, Persons Influential In Making Decision For	
Table 194	USAF Airmen By Active Federal Military Service By Reenlistment Intent - Worldwide by	432
	Career Plans When First Entered The AF Staying In Or Leaving The Air Force, Most Important Reason For	
Table 195	USAF Airmen By Active Federal Military Service By Reenlistment Intent - Worldwide by	433
	Primary Career Fields	

PART XVII - MILITARY TRAINING

Definitions		435
<u>INDOCTRINATIONAL TRAINING</u>		
Table 196	Summary - USAF Military Indoctrination Training of USAF Personnel - Fiscal Year 1955 through Fiscal Year 1957	437
Table 197	Summary - USAF Military Indoctrination Training of WAF Personnel - Fiscal Year 1955 through Fiscal Year 1957	438
<u>ON-THE-JOB TRAINING</u>		
Table 198	Summary - Airmen Completing On-The-Job Training - Fiscal Year 1955 through Fiscal Year 1957	439

PART XVII - MILITARY TRAINING (CONTINUED)

Page Number

FLYING TRAINING

Table 199	Summary - USAF Flying Training of USAF Personnel - Fiscal Year 1940 through Fiscal Year 1957	440
Table 200	Summary - USAF Flying Training Fatalities of USAF Personnel - Fiscal Year 1940 through Fiscal Year 1957	454
Table 201	Summary - USAF Flying Training of Army and Navy Personnel - Last Half Fiscal Year 1948 through Fiscal Year 1957	455
Table 202	Summary - USAF Training of Foreign Personnel - Fiscal Year 1942 through Fiscal Year 1957	456

TECHNICAL TRAINING

Table 203	Summary - Technical Training of USAF Officers by Air Training Command - Fiscal Year 1941 through Fiscal Year 1957	462
Table 204	Summary - Technical Training of Airmen by Air Training Command - Fiscal Year 1941 through Fiscal Year 1957	463
Table 205	Summary - Technical Training of WAF Officers by Air Training Command - Fiscal Year 1950 through FY 1957	464
Table 206	Summary - Technical Training of WAF Airmen by Air Training Command - Fiscal Year 1950 through Fiscal Year 1957	465
Table 207	Summary - Technical Training of US Army Personnel by Air Training Command - Last Half Fiscal Year 1949 through Fiscal Year 1957	466
Table 208	Summary - Technical Training of US Navy Personnel by Air Training Command - Last Half Fiscal Year 1949 through Fiscal Year 1957	467

PROFESSIONAL AND TECHNOLOGICAL TRAINING

Table 209	Summary - USAF Professional, Technological, and Collegiate Training of USAF Officers by Air University - Fiscal Year 1951 through Fiscal Year 1957	468
Table 210	Summary - USAF Professional and Technological Training of Airmen - Fiscal Year 1951 through Fiscal Year 1957	474
Table 211	Summary - USAF Professional and Technological Training of WAF Officers By Air University - Fiscal Year 1951 through Fiscal Year 1957	478
Table 212	Summary - USAF Professional and Technological Training of WAF Airmen By Air University - Fiscal Year 1951 through Fiscal Year 1957	479
Table 213	Summary - USAF Professional and Technological Training of US Army Officers by Air University - Fiscal Year 1951 through Fiscal Year 1957	480
Table 214	Summary - USAF Professional and Technological Training of US Navy Officer Personnel - Fiscal Year 1951 through Fiscal Year 1957	481
Table 215	Summary - Technical Training of USAF Civilian Personnel by Air Training Command - Fiscal Year 1951 through Fiscal Year 1957	482
Table 216	Summary - USAF Professional and Technological Training of Foreign Nationals By Air University - Fiscal Year 1951 through Fiscal Year 1957	483
Table 217	Summary - Technical Training of Foreign Nationals by Air Training Command - Fiscal Year 1951 through Fiscal Year 1957	484

TRAINING IN OTHER THAN USAF SCHOOLS

Table 218	Summary - Training of USAF Personnel in Other Military Schools - Fiscal Year 1951 through Fiscal Year 1957	485
Table 219	Summary - Training of USAF Officers in US Army Schools - Fiscal Year 1951 through Fiscal Year 1957	486
Table 220	Summary - Training of Airmen in US Army Schools - Fiscal Year 1951 through Fiscal Year 1957	487
Table 221	Summary - Training of USAF Officers in US Navy Schools -Fiscal Year 1951 through Fiscal Year 1957	488
Table 222	Summary - Training of Airmen in US Navy Schools Fiscal Year 1951 through Fiscal Year 1957	489
Table 223	Summary - USAF Professional and Technological Training of USAF Personnel at Civilian Schools and Hospitals - Fiscal Year 1955 through Fiscal Year 1957	490

PART XVIII - CIVILIAN PERSONNEL

Definitions	493
-----------------------	-----

CIVILIAN EMPLOYMENT

Table 224	Summary - USAF Civilian Employees - 30 Jun 1942 through 30 Jun 1957	495
Table 225	Civilian Employees By Category, By Grade, Worldwide - Fiscal Year 1957	496
Table 226	Civilian Employees By Type of Appointment, By Employee Group - Fiscal Year 1957	497

		<u>Page Number</u>
PART XVIII - CIVILIAN PERSONNEL (CONTINUED)		
Table 227	Summary - WAE (When Actually Employed) Employees and Presidential Appointees - 30 Jun 1949 through 30 Jun 1957	498
Table 228	Summary - Civilian Employees With Veterans' Preference, By Preference Points Within Major Air Commands - Fiscal Year 1949 through Fiscal Year 1957	499
Table 229	Summary - Civilian Employees By Sex, By Command - Last Half Fiscal Year 1949 through Fiscal Year 1957	501
Table 230	Civilian Employees By Citizenship Or Non-Citizenship Status, By Command, Overseas - Fiscal Year 1957	505
Table 231	Summary - Departmental Civilian Employees By Type Of Appointment, By Employee Group - Fiscal Year 1955 through Fiscal Year 1957	508
Table 232	Summary - Departmental Civilian Employees By Type Of Service - Fiscal Year 1955 through Fiscal Year 1957	509
Table 233	Summary - Departmental Civilian Employees With Veterans' Preference, By Preference Points - Fiscal Year 1955 through Fiscal Year 1957	510
Table 234	Summary - Appointment Of Physically Impaired Civilian Employees By Command, Continental US - 30 Jun 1949 through 30 Jun 1957	511
Table 235	Summary - Accessions Of USAF Civilian Employees By Type - Last Half Fiscal Year 1949 through Fiscal Year 1957	512
Table 236	Summary - Separations Of USAF Civilian Employees By Type - Last Half Fiscal Year 1949 through Fiscal Year 1957	513
Table 237	Summary - Promotions Of Civilian Employees By Veteran And Non-Veteran Status, By Command, Continental US - Fiscal Year 1952 through Fiscal Year 1957	514
Table 238	Summary - Demotions Of Civilian Employees By Veteran And Non-Veteran Status, By Command, Continental US - Fiscal Year 1952 through Fiscal Year 1957	515
 <u>DUTY LOCATION</u>		
Table 239	Civilian Employees By Duty Location Within Continental US - Fiscal Year 1957	516
Table 240	Civilian Employees By Duty Location Outside Continental US - Fiscal Year 1957	517
Table 241	USAF Incentive Awards Program, Worldwide - Fiscal Year 1957	519
Table 242	Air Force Aid Society Summaries - Fiscal Year 1957	520
Table 243	Summary of USAF Civilian Retirement Fund Transactions, Worldwide - as of 31 Dec 1956	520
 PART XIX - MEDICAL ACTIVITIES, CASUALTIES, AND PATIENT TRANSPORTS		
Definitions		521
 <u>BIOMETRICS</u>		
Table 244	Summary - Admission Rates Of USAF Personnel, Worldwide - Fiscal Year 1953 through Fiscal Year 1957	524
Table 245	Summary - Noneffective Ratios Of USAF Personnel, Worldwide - Fiscal Year 1953 through Fiscal Year 1957	524
Table 246	Summary - Hospital Ratios Of USAF Personnel, Worldwide - Fiscal Year 1953 through Fiscal Year 1957	524
 <u>UTILIZATION OF MEDICAL FACILITIES</u>		
Table 247	Summary - Admissions and Number Of Patients Occupying Beds In USAF Hospitals and Dispensaries By Type Of Beneficiary, By Command - Fiscal Year 1952 through Fiscal Year 1957	525
Table 248	Volume of Selected Outpatient Activities By Type Of Beneficiary, By Command - Fiscal Year 1957	527
Table 249	Staffing Averages Of USAF Medical And Dental Treatment Facilities - Fiscal Year 1957	531
 <u>CASUALTIES</u>		
Table 250	Summary - Non-Battle Deaths Of USAF Officers By Aeronautical Rating, By Grade In Which Serving At Time Of Death - Last Half Fiscal Year 1952 through Fiscal Year 1957	532
Table 251	Summary - Non-Battle Deaths Of USAF Officers And Airmen By Grade In Which Serving At Time Of Death - Last Half Fiscal Year 1952 through Fiscal Year 1957	533
Table 252	Summary - Non-Battle Deaths Of USAF Officers By Age Group, By Grade In Which Serving At Time Of Death - Last Half Fiscal Year 1952 through 1957	534
Table 253	Summary - Non-Battle Deaths Of Airmen By Age Group, By Grade In Which Serving At Time Of Death - Last Half Fiscal Year 1952 through Fiscal Year 1957	535

	<u>Page Number</u>
PART XIX — MEDICAL ACTIVITIES, CASUALTIES, AND PATIENT TRANSPORTS (CONTINUED)	
Table 254 Non-Battle Deaths Of USAF Officers By Age Group, By Causative Agent - Fiscal Year 1957.	536
Table 255 Non-Battle Deaths Of Airmen By Age Group, By Causative Agent - Fiscal Year 1957.	536
<u>AEROMEDICAL EVACUATIONS</u>	
Table 256 Summary - Patient Aeromedical Evacuation - Fiscal Year 1952 through Fiscal Year 1957.	537
Table 257 Summary - Aeromedical Evacuation Of Patients Through US Ports - Fiscal Year 1952 through Fiscal Year 1957.	538
<u>DENTAL</u>	
Table 258 USAF Dental Health Activities At USAF Installations, Worldwide - Fiscal Year 1957	539
<u>VETERINARY</u>	
Table 259 USAF Veterinary Animal Origin Food Inspection Service Incident To Procurement - Fiscal Year 1957.	540
Table 260 Summary - USAF Veterinary Non-Animal Origin Food Inspection Service Incident to Procurement - Fiscal Year 1957	542
Table 261 USAF Veterinary Animal Origin Food Inspection Service Incident to Surveillance - Fiscal Year 1957.	544
Table 262 USAF Veterinary Non-Animal Origin Food Inspection Service Incident to Surveillance - Fiscal Year 1957.	545
Table 263 USAF Veterinary Animal Services Summary - Fiscal Year 1957	546
PART XX — SECURITY AND DISCIPLINE	
Definitions and Commentaries	547
Table 264 Summary - USAF Military Personnel Absent Without Leave And Man Days Lost - Third Quarter Fiscal Year 1947 through Fiscal Year 1957	549
Table 265 Special Investigations Conducted By Office Of Special Investigations, Continental US, Hawaii, Puerto Rico, and NE Portion of North America	550
Table 266 Provost Marshal Activities Data - Fiscal Year 1957.	554
PART XXI — COMPONENTS	
Definitions	567
AIR FORCE RESERVE	
<u>STRENGTH</u>	
Table 267 AF Reserve Strength Assigned To Continental Air Command By Location - Fiscal Year 1957.	571
Table 268 Summary - AF Reserve Mobilization Assignee And Mobilization Designee Strengths - 25 Jun 1952 through 30 Jun 1956.	572
Table 269 AF Reserve Strength By Grade, By Reserve Status, By Pay Status, By Program Elements - Fiscal Year 1957	573
Table 270 Summary - AF Reserves In Pay Status And Non-Pay Status Assignments By Grade - Jun 1953 through Jun 1956	577
Table 271 AF Reserve Mobilization On-The-Job Training Strength By Command - Fiscal Year 1957.	579
Table 272 AF Reserve Officers In Pay Status Assignments By Flying Status, By Grade, By Program Element - Fiscal Year 1957.	580
<u>TRAINING</u>	
Table 273 AF Reserve Inactive Duty Training - Fiscal Year 1957	586
Table 274 AF Reserve Active Duty Training - Fiscal Year 1957.	588
<u>GAINS AND LOSSES</u>	
Table 275 Summary - AF Reserve Gains and Losses - Fiscal Year 1952 through Fiscal Year 1957.	591

PART XXI - COMPONENTS (CONTINUED)

Page Number

ACTIVE MILITARY SERVICE (AMS)

Table 276	Summary - AF Reserve Personnel Sent To Active Military Service By Grade, By Program Element - Fiscal Year 1953 through Fiscal Year 1957	593
-----------	---	-----

NOT ON ACTIVE DUTY

Table 277	Summary - Air Force Reserve Personnel Not On Active Duty - 31 Dec 1947 through 30 Jun 1957	597
-----------	--	-----

AIRCRAFT INVENTORY & FLIGHT OPERATIONS

Table 278	Functional Distribution Of Air Force Reserve Aircraft Inventory Quarterly - Fiscal Year 1957	598
Table 279	Functional Distribution Of Air Force Reserve Aircraft Possessed - Fiscal Years 1950 - 1957	600
Table 280	Air Force Reserve Aircraft Functional Distribution By Type, Model, and Selected Series - as of 30 Jun 1957	601
Table 281	Air Force Reserve Active Aircraft Operationally And Not Operationally Ready By Type And Model - Fiscal Year 1957	602
Table 282	Summary of Hours Flown By Air Force Reserve Aircraft By Type And Model - Fiscal Years 1950 - 1957	603

AIR NATIONAL GUARD

STRENGTH

Table 283	Authorized And Assigned Air National Guard Military Strength By State Or Territory - Fiscal Year 1957	604
Table 284	Authorized And Assigned Air National Guard Strength In Federally Recognized Units By State Or Territory - Fiscal Year 1957	606
Table 285	Authorized And Assigned Strength Of Air National Guard Warrant Officers - Fiscal Year 1957	607

TRAINING

Table 286	Air National Guard Participation In Training Assemblies - Fiscal Year 1957	608
Table 287	Air National Guard Participation In Field Training - Fiscal Year 1957	608
Table 288	Air National Guard Pilot Training - Fiscal Year 1957	609
Table 289	Air National Guard School Training - Fiscal Year 1957	609
Table 290	Summary - Air National Guard Personnel Not On Active Duty - 30 Nov 1946 through 30 Jun 1957	610

FUNDING

Table 291	Obligations During Fiscal Year 1957 From Funds Appropriated For Air National Guard	611
-----------	--	-----

AIRCRAFT INVENTORY AND FLIGHT OPERATIONS

Table 292	Functional Distribution Summary Of Air National Guard Aircraft Possessed - Fiscal Years 1950 - 1957	612
Table 293	Functional Distribution Of Air National Guard Aircraft Inventory Quarterly - Fiscal Year 1957	613
Table 294	Air National Guard Aircraft Functional Distribution By Type, Model, And Selected Series - as of 30 Jun 1957	615
Table 295	Summary Of Hours Flown By Air National Guard Aircraft By Type And Model - Fiscal Years 1950 - 1957	616
Table 296	Air National Guard Average Active Aircraft Operationally And Not Operationally Ready By Type And Model - Fiscal Year 1957	617

AIR FORCE RESERVE OFFICERS TRAINING CORPS (AFROTC)

ENROLLMENT

Table 297	Formally Enrolled AF Reserve Officer Training Corps (ROTC) Students By Institution, By Year Of Course, By State - Fiscal Year 1957	618
Table 298	Summary - AFROTC Enrollment By Fiscal Year - Oct 1946 through Jun 1957	628

PART XXI - COMPONENTS (CONTINUED)TRAINING

Table 299	Air Force Reserve Officer Training Corps (AFROTC) Cadet Enrollment By Category - Fiscal Year 1957.	629
-----------	--	-----

COMMISSIONS GRANTED

Table 300	Summary - USAF Reserve Officer Training Corps (ROTC) Commissions And Certificates Of Completion Granted By Fiscal Year - Fiscal Year 1949 through Fiscal Year 1957.	630
Table 301	USAF Reserve Officer Training Corps (ROTC) Commissions Granted - Fiscal Year 1957	630

ACTIVE MILITARY SERVICE

Table 302	Summary - USAF Commissioned Reserve Officer Training Corps (ROTC) Officers Sent To Active Military Service (AMS) By Type Of Training - Fiscal Year 1952 through Fiscal Year 1957.	630
-----------	---	-----

CIVIL AIR PATROLPARTICIPATION

Table 303	Summaries - Participation in Civil Air Patrol (CAP) Activities By Wing - Fiscal Year 1952 through Fiscal Year 1957.	631
-----------	---	-----

ORGANIZATION

Table 304	Summary - Civil Air Patrol Units By Type - 30 Jun 1949 through 30 Jun 1957.	632
Table 305	Civil Air Patrol Wing Headquarters By Location - as of 30 Jun 1957	632

TRAINING

Table 306	Flying Activity Of Civil Air Patrol On Actual Missions (Search, Rescue, and Mercy) - Calendar Year 1957.	633
Table 307	Flying Activity Of Civil Air Patrol On Training Missions (Search and Rescue) - Fiscal Year 1957.	633
Table 308	Summary - Civil Air Patrol Encampment By Calendar Year - 1947 through 1957	633
Table 309	Summary - Civil Air Patrol (CAP) High School Aviation Education Program - 1949 (Fall) through 1957 (Fall)	634
Table 310	Civil Air Patrol Cadet Summer Encampment - 1957	635

AIRCRAFT

Table 311	Functional Distribution Of Civil Air Patrol Aircraft Inventory - Quarterly - Fiscal Year 1957.	636
-----------	--	-----

**MAJOR AIR COMMANDS AND SEPARATE OPERATING
AGENCIES OF THE UNITED STATES AIR FORCE**

AS OF 30 JUNE 1957

MAJOR AIR COMMAND

That portion of U. S. Air Force command structure which includes appropriate headquarters and subordinate units and is immediately subordinate administratively to U. S. Air Force. By definition, this excludes U. S. Air Force "exempted activities", which are units not subordinate to any of the major commands.

Major Air Commands - Continental U. S.

Air Defense Command
Air Materiel Command
Air Proving Ground Command
Air Research and Development Command
Air Training Command
Air University
Continental Air Command
Headquarters Command, USAF
Military Air Transport Service
Strategic Air Command
Tactical Air Command
USAF Security Service

Major Air Commands - Overseas

Alaskan Air Command
Caribbean Air Command
Far East Air Forces
Northeast Air Command
U. S. Air Forces in Europe

SEPARATE OPERATING AGENCIES

Air Force Finance Division
USAF Academy
Sixteenth Air Force

AIR DEFENSE COMMAND

Established 21 March 1946; reassigned to Continental Air Command, 1 December 1948; discontinued, 1 July 1950; and re-established as a major air command 1 January 1951.

AIR MATERIEL COMMAND

Established 17 July 1944 as AAF Materiel and Services; redesignated as AAF Air Technical Service Command, 31 August 1944; redesignated as Air Technical Service Command, 1 July 1945; and redesignated as Air Materiel Command, 9 March 1946.

AIR PROVING GROUND COMMAND

Established as AAF School of Applied Tactics, 27 October 1942; redesignated as AAF Tactical Center, 28 October 1943; redesignated as AAF Center, 1 June 1945; redesignated as AAF Proving Ground Command, 26 February 1948; redesignated as Air Proving Ground Command, 10 July 1946; redesignated as Air Proving Ground and assigned to Air Materiel Command, 20 January 1948; relieved of assignment to Air Materiel Command and designated a major air command, 1 June 1948; and redesignated as Air Proving Ground Command, 20 December 1951.

AIR RESEARCH AND DEVELOPMENT COMMAND

Established as Research and Development Command, 23 January 1950; redesignated as Air Research and Development Command, 16 September 1950; and assumed powers, missions and functions, and responsibilities of the Air Force Special Weapons Center (formerly Special Weapons Command), 1 April 1952.

AIR TRAINING COMMAND

Established as Army Air Force Training Command 7 July 1943; and redesignated as Air Training Command, 1 July 1946.

AIR UNIVERSITY

Established as AAF School of Applied Tactics, 1 November 1943; redesignated as Army Forces School, 1 June 1945 and redesignated as Air University, 12 March 1946.

CONTINENTAL AIR COMMAND

Established 1 December 1948.

HEADQUARTERS COMMAND, USAF

Established as Bolling Field Command, 15 December 1946; and redesignated as Headquarters Command, USAF, 17 March 1948.

MILITARY AIR TRANSPORT SERVICE

Established 1 June 1948 assuming all active units of the discontinued Air Transport Command and Air Transport Service; and assumed powers, missions, functions and responsibilities of Air Pictorial Service, 16 April 1952.

STRATEGIC AIR COMMAND

Established 21 March 1946 concurrent with redesignation of Continental Air Forces.

TACTICAL AIR COMMAND

Established 21 March 1946; reassigned to Continental Air Command, 1 December 1948; and relieved of assignment to Continental Air Command and designated a major air command, 1 December 1950.

USAF SECURITY SERVICE

Established 20 October 1948.

ALASKAN AIR COMMAND

Activated Alaska Air Forces, 15 January 1942; redesignated as 11th Air Force, 5 February 1942; and redesignated as Alaskan Air Command, 21 December 1945.

CARIBBEAN AIR COMMAND

Activated Panama Canal Air Force, 20 November 1940; redesignated as Caribbean Air Force, 5 August 1941; redesignated as Sixth Air Force, 5 February 1942; redesignated as Caribbean Air Command, 31 July 1946; and assumed powers, missions, functions and responsibilities of Antilles Air Command, 31 July 1946.

FAR EAST AIR FORCES

Activated Far East Air Forces, 3 August 1944; redesignated as Pacific Air Command, U.S. Army, 6 December 1945; beginning July 1945, it included Fifth, Seventh, and Thirteenth Air Force and Air Forces in Middle Pacific; and redesignated as Far East Air Forces, 1 January 1947.

NORTHEAST AIR COMMAND

Transferred to jurisdiction of AAF, 1 January 1946 as Newfoundland Base Command, and assigned to Air Transport Command; and redesignated as Northeast Air Command, relieved of assignment to Military Air Transport Service, and designated a major air command, 1 October 1950. Discontinued 1 April 1957. Subordinate, Organizations, Personnel, and Functions transferred (with a few exceptions) to Strategic Air Command and Air Defense Command.

U.S. AIR FORCES IN EUROPE

Activated Eighth Air Force 28 January 1942; redesignated as United States Strategic Air Force in Europe, 1 March 1944; redesignated as U.S. Air Forces in Europe, 7 August 1945; and assumed powers, missions, functions and responsibilities of Third Air Division, 21 January 1951.

AIR FORCE FINANCE DIVISION

Established as a separate operating agency, 1 January 1951.

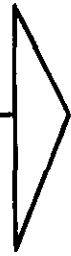
SIXTEENTH AIR FORCE

Established as a separate operating agency, 20 May 1954. Redesignated from Joint United States Military Group, Air Administration (Spain) to Sixteenth Air Force effective 15 July 1956.

USAF ACADEMY

Established 27 July 1954. The Headquarters of the Academy was activated 14 August 1954.

Air Force Units & Capabilities



PART I



AIR FORCE UNITS AND CAPABILITIES

The tables included in this section provide a summary of all USAF Units and Summary data reflecting the Status and deployment of USAF Major Wings, and Flying Support Units.

Tables reflecting status and deployment contain the following data:

- a. Total units activated, Fiscal Years 1952 - 1957, inclusive.
- b. Equipped units by type of unit equipment possessed, Fiscal Years 1952 - 1957, inclusive.
- c. Authorized, possessed, combat ready unit equipment, and authorized, assigned, combat ready crews in units by type of unit equipment, Fiscal Years 1954 - 1957, inclusive.
- d. Operational Readiness of USAF Major Wings, Fiscal Year 1957.

DEFINITIONS

Major Wing - An air unit composed normally of one primary mission group and the necessary supporting organizations, and other services required by the primary mission group. It is designed for direct participation in operations against enemy forces or for providing airlift for combat elements.

NOTE: In some cases, Major groups do not have a parent wing. Also, certain Major squadrons do not have a parent wing or group. Such units are shown in wing equivalents on the basis that one primary mission group or approximately three or four primary mission squadrons, depending on the type of unit and location, are the equivalent of a wing.

Flying Support Unit - A flying unit which has a mission of furnishing operational assistance to combat elements.

Operational Readiness - A measurement of relative capability. It is the degree to which a unit is manned, equipped and trained for the satisfactory performance of its primary mission.

Primary Mission - The principal mission currently assigned the unit. Normally it is preparing for, or executing the task for which the unit was basically intended.

CHANGES IN TABLES

The terms "Major Wings," "Major Wings and Support Forces (Flying)" and "Major Wings and Squadrons" used in Tables 2 through 9 of this edition are synonymous with "Combat and Troop Carrier Wings and Support Forces," "Combat and Troop Carrier Wings and Squadrons," "Combat and Troop Carrier and Transport Units," "Combat and Airlift Units," "Combat and Troop Carrier Wings" in previous editions. The changes necessitated are as follows:

<u>Table</u>	<u>Former Title</u>
2	Combat and Troop Carrier Wings and Squadrons, Worldwide, by Type.
3	USAF Combat and Troop Carrier Wings and Squadrons, Worldwide, Continental US and Overseas, by Type.
4	USAF Combat and Troop Carrier Wings and Squadrons, by Command, by Type.
5	USAF Combat and Troop Carrier Wings and Support Forces Equipped by Type of Aircraft Possessed, Fiscal Years 1952 thru 1956.
6	USAF Combat and Troop Carrier Wings and Support Forces Equipped by Type of Aircraft Possessed, Fiscal Year 1957.
7	Aircraft and Crews in Combat and Troop Carrier and Transport Units.
8	Aircraft and Crews in Combat and Airlift Units.
9	Operational Readiness of Combat and Troop Carrier Wings.

TABLE I - SUMMARY OF ACTIVE USAF ORGANIZATIONS BY COMMAND - AS OF 30 JUNE 1957

Organizations	COMMANDS																			
	TOTAL	ADC	AFN	AMC	APG	ARDC	ATC	AU	CNC	HQC	MATS	SAC	TAC	USAFA	USAFSS	AAC	CAIRC	FEAF	USAFE	16AF
Headquarters USAF	1																			
Major Air Commands	16	1	-	1	1	1	1	1	1	1	1	1	1	-	1	1	1	1	1	-
Separate Operating Agencies	3	-	1	-	-	-	-	-	-	-	-	-	-	1	-	-	-	-	-	1
Sub Commands - Total.....	62	6	-	15	1	10	-	1	5	-	9	3	4	-	1	-	-	-	4	3
Air Forces.....	21	3	-	-	-	-	-	1	4	-	-	3	3	-	-	-	-	-	4	3
Forces - Air Def & Air Mat..	16	3	-	2	-	-	-	-	-	-	1	-	-	-	-	-	-	-	-	-
Areas.....	13	-	-	13	-	-	-	-	-	-	-	-	-	-	-	-	-	-	-	-
Centers - Named.....	15	-	-	-	1	10	-	-	1	-	1	-	1	-	1	-	-	-	-	-
Divisions/MATS.....	3	-	-	-	-	-	-	-	-	-	3	-	-	-	-	-	-	-	-	-
Services/MATS.....	4	-	-	-	-	-	-	-	-	-	4	-	-	-	-	-	-	-	-	-
Divisions.....	57	18	-	-	-	1	-	-	-	1	-	25	-	-	-	2	-	6	3	1
Depots.....	7	-	-	7	-	-	-	-	-	-	-	-	-	-	-	-	-	-	-	-
Sectors.....	7	7	-	-	-	-	-	-	-	-	-	-	-	-	-	-	-	-	-	-
Wings.....	199	9	-	14	2	-	31	1	2	2	20	56	18	-	2	1	-	16	24	1
Groups.....	1467	150	-	48	17	30	337	10	19	37	153	140	176	-	13	18	3	140	170	6
Squadrons.....	3046	366	-	63	14	47	426	15	39	52	394	723	259	2	18	54	4	224	332	14
Flights.....	68	4	-	4	-	1	1	-	1	-	18	14	3	-	4	1	2	10	-	5
Bands.....	79	6	-	2	1	4	24	1	1	1	3	16	5	1	-	3	1	5	5	-
Dispensaries.....	123	28	-	2	-	3	10	-	11	-	4	11	7	-	-	-	1	16	28	2
Hospitals.....	227	5	-	8	1	4	28	1	2	1	7	83	28	-	-	3	-	20	34	2
Miscellaneous.....	138	-	-	-	-	2	2	7	120	2	-	-	-	-	-	1	1	1	2	-
Air Reserve - Total.....	1145	-	-	-	-	-	-	-	1145	-	-	-	-	-	-	-	-	-	-	-
Wings.....	24	-	-	-	-	-	-	-	24	-	-	-	-	-	-	-	-	-	-	-
Groups.....	194	-	-	-	-	-	-	-	194	-	-	-	-	-	-	-	-	-	-	-
Squadrons.....	893	-	-	-	-	-	-	-	893	-	-	-	-	-	-	-	-	-	-	-
Miscellaneous.....	34	-	-	-	-	-	-	-	34	-	-	-	-	-	-	-	-	-	-	-

Source: Operations Statistics Division, Directorate of Statistical Services, Comptroller.

TABLE 2 - USAF MAJOR WINGS AND SQUADRONS, WORLDWIDE
BY TYPE, FISCAL YEARS 1951 THRU 1957

(Squadrons are shown in parenthesis and are included in the number of wings)

TYPE OF UNIT	JUN 51	JUN 52	JUN 53	JUN 54	JUN 55	JUN 56	JUN 57
MAJOR WINGS - TOTAL	87 (262)	95 (286)	106 (322)	115 (355)	121 (375)	131 (402)	137 (420)
STRATEGIC - TOTAL	28 (85)	37 (112)	41 (124)	44 (133)	46 (140)	51 (153)	50 (150)
Bombardment, Heavy.....	3 (9)	4 (12)	6 (18)	6 (18)	7 (21)	11 (33)	11 (33)
Bombardment, Medium.....	18 (54)	22 (66)	22 (66)	24 (72)	23 (70)	28 (84)	28 (84)
Fighter Escort.....	3 (9)	3 (9)	-	-	-	-	-
Strategic Fighter.....	-	-	5 (15)	6 (18)	6 (18)	5 (15)	4 (12)
Strategic Reconnaissance, H.....	2 (6)	3 (9)	4 (12)	4 (12)	4 (12)	-	-
Strategic Reconnaissance, M.....	2 (7)	5 (16)	4 (13)	4 (13)	5 (16)	5 (15)	5 (15)
Strategic Reconnaissance, L.....	-	-	-	-	-	1 (3)	1 (3)
Strategic Reconnaissance, Ptr.....	-	-	-	-	1 (3)	1 (3)	1 (3)
AIR DEFENSE - TOTAL	20 (60)	20 (60)	26 (78)	28 (84)	29 (87)	32 (96)	32 (96)
Fighter-Interceptor.....	20 (60)	20 (60)	26 (78)	28 (84)	29 (87)	32 (96)	32 (96)
TACTICAL - TOTAL	39 (117)	38 (116)	39 (120)	43 (138)	46 (148)	48 (153)	55 (174)
Bombardment, Light.....	5 (13)	4 (12)	4 (12)	5 (15)	5 (15)	-	-
Bombardment, Tactical.....	-	-	-	-	1 (3)	6 (18)	6 (18)
Tactical Missile a/.....	-	-	-	-	-	-	1 (4)
Fighter-Bomber.....	15 (45)	15 (45)	15 (45)	16 (49)	16 (49)	17 (51)	18 (54)
Fighter-Day.....	-	-	-	1 (3)	6 (18)	7 (21)	10 (30)
Tactical Reconnaissance.....	4 (12)	4 (12)	4 (12)	5 (20)	5 (20)	5 (20)	5 (20)
Troop Carrier, Heavy b/.....	3 (9)	3 (9)	4 (13)	4 (13)	4 (13)	4 (13)	4 (12)
Troop Carrier, Medium b/.....	12 (38)	12 (37)	12 (38)	12 (38)	9 (30)	9 (30)	7 (24)
Troop Carrier, Assault c/.....	-	0 (1)	-	-	-	-	4 (12)
SUPPORT FORCES (Flying)							
Troop Carrier Group, Assault-Total	-	-	0 (2)	0 (2)	2 (6)	4 (11)	-
Troop Carrier, Assault, FW.....	-	-	0 (1)	0 (1)	0 (1)	2 (6)	-
Troop Carrier, Assault, RW.....	-	-	0 (1)	0 (1)	2 (5)	2 (5)	-
Air Refueling Squadron - Total	14	15	22	32	39	44	44
Air Refueling (SAC).....	-	-	-	-	-	-	38
Air Refueling (TAC).....	-	-	-	-	-	-	6
Air Refueling, Heavy.....	-	-	-	-	2	3	-
Air Refueling, M (BM & SRM).....	14	15	22	26	29	32	-
Air Refueling, SF (SF & SRF).....	-	-	-	4	5	5	-
Air Refueling, Fighter Bomber.....	-	-	-	2	3	4	-
MATS Units - Total	38	49	61	67	72	53	70
Air Transport Sq d/.....	21	31	35	43	47	28	28
Aeromedical Transport Sq, L e/.....	-	-	-	-	-	-	5
Air Transport Sq, L (AE) f/.....	-	-	6	5	5	5	-
Air Rescue Sq g/.....	11	12	-	-	-	-	28
Air Rescue Gp h/.....	-	-	13	12	12	12	-
Photo Mapping Group i/.....	-	-	-	1	1	1	-
Mapping and Charting Sq j/.....	-	-	1	-	-	-	2
Weather Reconnaissance Sq k/.....	-	-	-	6	6	7	7
Weather Reconnaissance Flt l/.....	-	-	-	-	1	-	-
Strategic Recon Sq, M Weather f/.....	6	6	6	-	-	-	-
Separate Unit - Total	9	12	24	23	29	30	34
Strategic Support Squadron.....	3	3	4	4	4	4	4
Tow Target Squadron.....	3	4	6	5	8	7	7
Helicopter Squadron.....	-	-	-	-	-	-	5
Liaison Squadron.....	2	3	10	2	-	-	-
Air Resupply Squadron.....	1	2	3	3	3	3	-
Logistic Support Squadron.....	-	-	1	2	3	3	3
Radar Evaluation Unit.....	-	-	-	5	7	7	7
Airborne Early Warning & Control.....	-	-	-	2	4	6	6
Troop Carrier Sq, M (Special).....	-	-	-	-	-	-	2
Guided Missile Squadrons - Total	-	2	2	2	3	4	-
Pilotless Bomber Sq, Light.....	-	2	2	2	-	-	-
Tactical Missile Sq.....	-	-	-	-	3	4	-

a/ Shown in Support Forces prior to 1 Jun 57.
 b/ Formerly shown under separate Troop Carrier Total.
 c/ Shown in Support Forces from 1 Jul 53 to 1 Feb 57.
 d/ Air Transport Sq shown as light and heavy in 1953 and 1954.
 e/ Formerly Air Transport Sq, L (AE).
 f/ Shown in Separate Units Prior to 1 Jul 54.
 g/ Shown in Separate Units Prior to 1 Jul 53.

Source: Operations Statistics Division, Directorate of Statistical Services, Comptroller of the Air Force.

TABLE 3 - USAF MAJOR WINGS AND SQUADRONS, WORLDWIDE, CONTINENTAL US AND OVERSEAS, BY TYPE-FISCAL YEAR 1957 (CONTINUED)

TYPE OF UNIT	JUL 1956	AUG	SEP	OCT	NOV	DEC	JAN 1957	FEB	MAR	APR	MAY	JUN
WORLDWIDE (CONTINUED)												
SUPPORT FORCES (Flying) (CONTINUED)												
Air Refueling Sq - Total	44	44	45	45	45	45	46	46	46	46	46	44
Air Refueling (SAC)	-	-	-	-	-	40	40	40	40	40	40	38
Air Refueling (TAC)	-	-	-	-	-	5	6	6	6	6	6	6
Air Refueling, Heavy	3	3	3	3	3	-	-	-	-	-	-	-
Air Refueling, M (BWSRM)	32	32	32	32	32	-	-	-	-	-	-	-
Air Refueling, SF (SFSRF)	5	5	5	5	5	-	-	-	-	-	-	-
Air Refueling, FB	4	4	5	5	5	-	-	-	-	-	-	-
MATS Unit - Total	53	53	53	53	53	71	71	71	71	71	71	70
Air Transport Sq	28	28	28	28	28	28	28	28	28	28	28	28
Aeromedical Transport Sq, L	-	-	-	-	5	5	5	5	5	5	5	5
Air Transport Sq, L (AE)	5	5	5	5	-	-	-	-	-	-	-	-
Air Rescue Squadron	-	-	-	-	-	29	29	29	29	29	29	28
Air Rescue Group	12	12	12	12	12	-	-	-	-	-	-	-
Weather Reconnaissance Sq	7	7	7	7	7	7	7	7	7	7	7	7
Photo Mapping Squadron	-	-	-	-	-	2	2	2	2	2	2	2
Photo Mapping Group	1	1	1	1	1	-	-	-	-	-	-	-
Separate Unit - Total	34	33	34	34	34	34	34	34	34	34	34	34
Abn Early Wng & Control Sq	6	6	6	6	6	6	6	6	6	6	6	6
Troop Carrier, M (Special)	-	-	1	2	2	2	2	2	2	2	2	2
Air Resupply Sq	3	3	2	-	-	-	-	-	-	-	-	-
Logistic Support Sq	3	3	3	3	3	3	3	3	3	3	3	3
Strategic Support Sq	4	4	4	4	4	4	4	4	4	4	4	4
Radar Evaluation Unit	7	7	7	7	7	7	7	7	7	7	7	7
Tow Target Sq	7	6	6	7	7	7	7	7	7	7	7	7
Helicopter Sq	4	4	5	5	5	5	5	5	5	5	5	5
Guided Missile Sq - Total	4	4	4	4	4	4	4	4	5	5	5	1
Tactical Missile Sq	4	4	4	4	4	4	4	4	5	5	5	1
CONTINENTAL US												
MAJOR WING - TOTAL	94 (287)	93 (284)	93 (287)	95 (290)	94 (287)	95 (290)	95 (290)	97 (296)	97 (296)	97 (296)	97 (295)	97 (297)
Strategic - Total	47 (140)	46 (137)	47 (140)	47 (140)	46 (137)	47 (140)	47 (140)	47 (141)	47 (141)	46 (138)	46 (137)	46 (138)
Bomb, Heavy	10 (30)	10 (30)	10 (30)	10 (30)	10 (30)	10 (30)	10 (30)	10 (30)	10 (30)	10 (30)	10 (30)	10 (30)
Bomb, Medium	25 (75)	25 (75)	25 (75)	25 (75)	25 (75)	25 (75)	25 (75)	25 (75)	25 (75)	25 (75)	25 (75)	25 (75)
Strategic Reconnaissance, Medium	5 (15)	4 (12)	5 (15)	5 (15)	4 (12)	5 (15)	5 (15)	5 (15)	5 (15)	5 (15)	5 (15)	5 (15)
Strategic Reconnaissance, Light	1 (3)	1 (3)	1 (3)	1 (3)	1 (3)	1 (3)	1 (3)	1 (3)	1 (3)	1 (3)	1 (3)	1 (3)
Strategic Reconnaissance, Fighter	1 (3)	1 (3)	1 (3)	1 (3)	1 (3)	1 (3)	1 (3)	1 (3)	1 (3)	1 (3)	1 (3)	1 (3)
Strategic Fighter	5 (14)	5 (14)	5 (14)	5 (14)	5 (14)	5 (14)	5 (14)	5 (15)	5 (15)	4 (12)	4 (11)	4 (12)
Air Defense - Total	23 (68)	23 (68)	23 (68)	23 (68)	23 (68)	23 (68)	23 (68)	23 (68)	23 (68)	23 (68)	23 (68)	23 (68)
Fighter-Interceptor	23 (68)	23 (68)	23 (68)	23 (68)	23 (68)	23 (68)	23 (68)	23 (68)	23 (68)	23 (68)	23 (68)	23 (68)
Fighter-Day (Interceptor)	-	-	-	-	0 (1)	0 (1)	0 (1)	-	-	-	-	-

TABLE 3 - USAF MAJOR WINGS AND SQUADRONS, WORLDWIDE, CONTINENTAL US AND OVERSEAS, BY TYPE-FISCAL YEAR 1957 (CONTINUED)

TYPE OF UNIT	JUL 1956	AUG	SEP	OCT	NOV	DEC	JAN 1957	FEB	MAR	APR	MAY	JUN
	CONTINENTAL US (CONTINUED)											
MAJOR WING (CONT'D)												
Tactical - Total	24 (79)	24 (79)	24 (79)	25 (82)	25 (81)	25 (81)	25 (81)	27 (87)	27 (87)	28 (90)	28 (90)	28 (91)
Bomb, Tactical	3 (9)	3 (9)	3 (9)	3 (9)	3 (9)	3 (9)	3 (9)	3 (9)	3 (9)	3 (9)	3 (9)	3 (9)
Fighter-Bomber	6 (19)	6 (19)	6 (19)	6 (19)	6 (19)	6 (19)	6 (19)	6 (19)	6 (19)	7 (22)	7 (22)	7 (22)
Fighter-Day	7 (21)	7 (21)	7 (21)	8 (24)	8 (24)	8 (24)	8 (24)	7 (21)	7 (21)	7 (21)	7 (21)	7 (21)
Tactical Reconnaissance	2 (8)	2 (8)	2 (8)	2 (8)	2 (8)	2 (8)	2 (8)	2 (8)	2 (8)	2 (8)	2 (8)	2 (8)
Tactical Missile a/	-	-	-	-	-	-	-	-	-	-	-	0 (1)
Troop Carrier, Heavy	3 (10)	3 (10)	3 (10)	3 (10)	3 (9)	3 (9)	3 (9)	3 (9)	3 (9)	3 (9)	3 (9)	3 (9)
Troop Carrier, Medium	3 (12)	3 (12)	3 (12)	3 (12)	3 (12)	3 (12)	3 (12)	3 (12)	3 (12)	3 (12)	3 (12)	3 (12)
Troop Carrier, Assault, FW a/	-	-	-	-	-	-	-	3 (9)	3 (9)	3 (9)	3 (9)	3 (9)
SUPPORT FORCES (Flying)												
Troop Carrier Group, Assault - Total	2 (7)	2 (7)	2 (6)	3 (9)	3 (9)	3 (9)	3 (9)	-	-	-	-	-
Troop Carrier, Assault, FW	2 (6)	2 (6)	2 (6)	3 (9)	3 (9)	3 (9)	3 (9)	-	-	-	-	-
Troop Carrier, Assault, FW	0 (1)	0 (1)	-	-	-	-	-	-	-	-	-	-
Air Refueling Sq - Total	35	35	35	36	29	36	37	37	37	37	37	35
Air Refueling, Heavy	3	3	2	2	2	-	-	-	-	-	-	-
Air Refueling, M (BMSRM)	25	25	25	26	19	-	-	-	-	-	-	-
Air Refueling, SF (SFSRF)	5	5	5	5	5	-	-	-	-	-	-	-
Air Refueling, Fighter Bomber	2	2	3	3	3	-	-	-	-	-	-	-
Air Refueling (SAC)	-	-	-	-	-	33	33	33	33	33	33	31
Air Refueling (TAC)	-	-	-	-	-	3	4	4	4	4	4	4
MATS Unit - Total	34	35	35	35	35	40	40	40	40	40	39	40
Air Transport Sq	25	25	25	25	25	25	25	25	25	25	25	25
Aeromedical Transport Sq, L	-	-	-	-	5	-	-	-	-	-	-	-
Air Transport Sq, L (AE)	5	5	5	5	-	-	-	-	-	-	-	-
Air Rescue Sq	-	-	-	-	-	7	7	7	7	7	6	7
Air Rescue Group	3	3	3	3	3	-	-	-	-	-	-	-
Weather Reconnaissance Sq	-	1	1	1	1	1	1	1	1	1	1	1
Photo Mapping Sq	-	-	-	-	-	2	2	2	2	2	2	2
Photo Mapping Group	1	1	1	1	1	-	-	-	-	-	-	-
Separate Unit - Total	24	24	24	24	23	23	23	23	23	23	23	23
Abn Early Wng & Con Sq	6	6	6	6	6	6	6	6	6	6	6	6
Logistic Support Sq	3	3	3	3	3	3	3	3	3	3	3	3
Strategic Support Sq	4	4	4	4	4	4	4	4	4	4	4	4
Radar Evaluation Unit	3	3	3	3	3	3	3	3	3	3	3	3
Tow Target Sq	4	4	4	5	5	5	5	5	5	5	5	5
Helicopter Sq	4	4	4	3	2	2	2	2	2	2	2	2
Guided Missile Sq - Total	1	1	1	1	1	1	1	1	2	2	2	1
Tactical Missile	1	1	1	1	1	1	1	1	2	2	2	1

TABLE 3 —USAF MAJOR WINGS AND SQUADRONS, WORLDWIDE, CONTINENTAL US AND OVERSEAS, BY TYPE—FISCAL YEAR 1957 (CONTINUED)

TYPE OF UNIT	JUL	AUG	SEP	OCT	NOV	DEC	JAN	FEB	MAR	APR	MAY	JUN
	1956						1957					
	OVERSEAS											
MAJOR WING - TOTAL	<u>39</u> (121)	<u>40</u> (124)	<u>40</u> (123)	<u>39</u> (120)	<u>40</u> (124)	<u>40</u> (124)	<u>40</u> (124)	<u>40</u> (123)	<u>40</u> (123)	<u>40</u> (123)	<u>40</u> (124)	<u>40</u> (123)
Strategic Wing - Total	4 (13)	5 (16)	5 (16)	4 (13)	5 (16)	4 (13)	4 (13)	4 (12)	4 (12)	4 (12)	4 (13)	4 (12)
Bomb, Heavy	1 (3)	1 (3)	1 (3)	1 (3)	1 (3)	1 (3)	1 (3)	1 (3)	1 (3)	1 (3)	1 (3)	1 (3)
Bomb, Medium	3 (9)	3 (9)	3 (9)	3 (9)	3 (9)	3 (9)	3 (9)	3 (9)	3 (9)	3 (9)	3 (9)	3 (9)
Strategic Reconnaissance, Medium	-	1 (3)	1 (3)	-	1 (3)	-	-	-	-	-	-	-
Strategic Fighter	0 (1)	0 (1)	0 (1)	0 (1)	0 (1)	0 (1)	0 (1)	-	-	-	0 (1)	-
Air Defense - Total	9 (28)	9 (28)	9 (28)	9 (28)	9 (28)	9 (28)	9 (28)	9 (28)	9 (28)	9 (28)	9 (28)	9 (28)
Fighter-Interceptor	9 (28)	9 (28)	9 (28)	9 (28)	9 (28)	9 (28)	9 (28)	9 (28)	9 (28)	9 (28)	9 (28)	9 (28)
Tactical - Total	<u>26</u> (80)	<u>26</u> (80)	<u>26</u> (79)	<u>26</u> (79)	<u>26</u> (80)	<u>26</u> (80)	<u>26</u> (80)	<u>27</u> (83)	<u>27</u> (83)	<u>27</u> (83)	<u>27</u> (83)	<u>27</u> (83)
Bomb Tactical	3 (9)	3 (9)	3 (9)	3 (9)	3 (9)	3 (9)	3 (9)	3 (9)	3 (9)	3 (9)	3 (9)	3 (9)
Fighter-Bomber	11 (32)	11 (32)	11 (32)	11 (32)	11 (32)	11 (32)	11 (32)	11 (32)	11 (32)	11 (32)	11 (32)	11 (32)
Fighter-Day	3 (9)	3 (9)	3 (9)	3 (9)	3 (9)	3 (9)	3 (9)	3 (9)	3 (9)	3 (9)	3 (9)	3 (9)
Tactical Reconnaissance	3 (12)	3 (12)	3 (12)	3 (12)	3 (12)	3 (12)	3 (12)	3 (12)	3 (12)	3 (12)	3 (12)	3 (12)
Tactical Missile ^{a/}	-	-	-	-	-	-	-	-	-	-	-	1 (3)
Troop Carrier, Heavy	1 (3)	1 (3)	1 (2)	1 (2)	1 (3)	1 (3)	1 (3)	1 (3)	1 (3)	1 (3)	1 (3)	1 (3)
Troop Carrier, Medium	5 (15)	5 (15)	5 (15)	5 (15)	5 (15)	5 (15)	5 (15)	5 (15)	5 (15)	5 (15)	5 (15)	4 (12)
Troop Carrier, Assault ^{a/}	-	-	-	-	-	-	-	1 (3)	1 (3)	-	1 (3)	1 (3)
SUPPORT FORCES (Flying)												
Troop Carrier Gp/Sq, Asst - Total	1 (3)	1 (3)	1 (3)	1 (3)	1 (3)	1 (3)	1 (3)	-	-	-	-	-
Troop Carrier, Assault, FW	1 (3)	1 (3)	1 (3)	1 (3)	1 (3)	1 (3)	1 (3)	-	-	-	-	-
Air Refueling Sq - Total	9	9	10	9	16	9	9	9	9	9	9	9
Air Refueling (SAC)	-	-	-	-	-	7	7	7	7	7	7	7
Air Refueling (TAC)	-	-	-	-	-	2	2	2	2	2	2	2
Air Refueling, Heavy (HB)	-	-	1	1	1	-	-	-	-	-	-	-
Air Refueling, M (BMSRM)	7	7	7	6	13	-	-	-	-	-	-	-
Air Refueling, Fighter-Bomber	2	2	2	2	2	-	-	-	-	-	-	-
MATS Unit - Total	<u>19</u>	<u>18</u>	<u>18</u>	<u>18</u>	<u>18</u>	<u>31</u>	<u>31</u>	<u>31</u>	<u>31</u>	<u>31</u>	<u>32</u>	<u>30</u>
Air Transport Sq	3	3	3	3	3	3	3	3	3	3	3	3
Air Rescue Sq	-	-	-	-	-	22	22	22	22	22	23	21
Air Rescue Group	9	9	9	9	9	-	-	-	-	-	-	-
Weather Reconnaissance Sq	7	6	6	6	6	6	6	6	6	6	6	6
Separate Unit - Total	<u>10</u>	<u>9</u>	<u>10</u>	<u>10</u>	<u>11</u>	<u>11</u>	<u>11</u>	<u>11</u>	<u>11</u>	<u>11</u>	<u>11</u>	<u>11</u>
Troop Carrier, M (Special)	-	-	1	2	2	2	2	2	2	2	2	2
Air Resupply Sq	3	3	2	2	2	-	-	-	-	-	-	-
Radar Evaluation Unit	4	4	4	4	4	4	4	4	4	4	4	4
Tow Target Sq	3	2	2	2	2	2	2	2	2	2	2	2
Helicopter Sq	-	-	1	2	3	3	3	3	3	3	3	3
Guided Missile Unit - Total	<u>3</u>	<u>3</u>	<u>3</u>	<u>3</u>	<u>3</u>	<u>3</u>	<u>3</u>	<u>3</u>	<u>3</u>	<u>3</u>	<u>3</u>	<u>3</u>
Tactical Missile	3	3	3	3	3	3	3	3	3	3	3	3

^{a/} Troop Carrier, Assault units were converted from Support Forces to Major Wings in Feb 57 and Tactical Missile units converted in Jun 57.

Source: Operations Statistics Division, Directorate of Statistical Services, Comptroller of the Air Force.

TABLE 4 - USAF MAJOR WINGS AND SQUADRONS, BY COMMAND AREA, BY TYPE-FISCAL YEAR 1957

(Squadrons are shown in parenthesis and are included in the number of wings)

TYPE OF UNIT	JUL 1956	AUG	SEP	OCT	NOV	DEC	JAN 1957	FEB	MAR	APR	MAY	JUN
AIR DEFENSE COMMAND												
MAJOR WING - TOTAL	23 (68)	23 (68)	23 (68)	23 (68)	23 (69)	23 (69)	23 (69)	23 (68)	23 (68)	23 (68)	23 (68)	23 (68)
Air Defense - Total	23 (68)	23 (68)	23 (68)	23 (68)	23 (69)	23 (69)	23 (69)	23 (68)	23 (68)	23 (68)	23 (68)	23 (68)
Fighter-Interceptor	23 (68)	23 (68)	23 (68)	23 (68)	23 (68)	23 (68)	23 (68)	23 (68)	23 (68)	23 (68)	23 (68)	23 (68)
Fighter-Day (Interceptor)	-	-	-	-	0 (1)	0 (1)	0 (1)	-	-	-	-	-
SUPPORT FORCES (Flying)												
Separate Units - Total	10	10	10	11	11	11	11	11	11	11	11	11
Airborne Early Wng & Con Sq	6	6	6	6	6	6	6	6	6	6	6	6
Radar Evaluation Unit	3	3	3	3	3	3	3	3	3	3	3	3
Tow Target Sq	1	1	1	2	2	2	2	2	2	2	2	2
AIR MATERIEL COMMAND												
SUPPORT FORCES (Flying)												
Separate Units - Total	3	3	3	3	3	3	3	3	3	3	3	3
Logistic Support Sq	3	3	3	3	3	3	3	3	3	3	3	3
MILITARY AIR TRANSPORT SERVICE												
SUPPORT FORCES (Flying)												
MATS UNIT - TOTAL	34	35	35	35	35	40	40	40	40	40	39	40
Air Transport Sq	25	25	25	25	25	25	25	25	25	25	25	25
Air Transport Sq, L(AE)	5	5	5	5	5	5	5	5	5	5	5	5
Air Transport Sq, L	-	-	-	-	-	-	-	-	-	-	-	-
Air Rescue Group	3	3	3	3	3	7	7	7	7	7	6	7
Air Rescue Squadron	-	-	-	-	-	-	-	-	-	-	-	-
Weather Reconnaissance Sq	-	1	1	1	1	1	1	1	1	1	1	1
Photo Mapping Squadron	-	-	-	-	-	2	2	2	2	2	2	2
Photo Mapping Group	1	1	1	1	1	-	-	-	-	-	-	-
STRATEGIC AIR COMMAND												
MAJOR WING - TOTAL	47 (140)	46 (137)	46 (137)	47 (140)	46 (137)	46 (137)	46 (137)	47 (141)	47 (141)	46 (138)	46 (137)	46 (138)
Strategic - Total	47 (140)	46 (137)	46 (137)	47 (140)	46 (137)	46 (137)	46 (137)	47 (141)	47 (141)	46 (138)	46 (137)	46 (138)
Bomb, Heavy	10 (30)	10 (30)	10 (30)	10 (30)	10 (30)	10 (30)	10 (30)	10 (30)	10 (30)	10 (30)	10 (30)	10 (30)
Bomb, Medium	25 (75)	25 (75)	25 (75)	25 (75)	25 (75)	25 (75)	25 (75)	25 (75)	25 (75)	25 (75)	25 (75)	25 (75)
Strat Reconnaissance, Medium	5 (15)	4 (12)	4 (12)	5 (15)	4 (12)	4 (12)	4 (12)	5 (15)	5 (15)	5 (15)	5 (15)	5 (15)
Strat Reconnaissance, Light	1 (3)	1 (3)	1 (3)	1 (3)	1 (3)	1 (3)	1 (3)	1 (3)	1 (3)	1 (3)	1 (3)	1 (3)
Strat Reconnaissance, Fighter	1 (3)	1 (3)	1 (3)	1 (3)	1 (3)	1 (3)	1 (3)	1 (3)	1 (3)	1 (3)	1 (3)	1 (3)
Strategic Fighter	5 (14)	5 (14)	5 (14)	5 (14)	5 (14)	5 (14)	5 (14)	5 (15)	5 (15)	4 (12)	4 (11)	4 (12)

TABLE 4 - USAF MAJOR WINGS AND SQUADRONS, BY COMMAND AREA, BY TYPE-FISCAL YEAR 1957 (CONTINUED)

TYPE OF UNIT	JUL 1956	AUG	SEP	OCT	NOV	DEC	JAN 1957	FEB	MAR	APR	MAY	JUN
STRATEGIC AIR COMMAND (CONTINUED)												
MAJOR WINGS (CONT'D)												
SUPPORT FORCES (Flying)												
Air Refueling Sq - Total	33	33	32	33	26	33	33	33	33	33	33	31
Air Refueling (SAC)	-	-	-	-	-	33	33	33	33	33	33	31
Air Refueling, Heavy	3	3	2	2	2	-	-	-	-	-	-	-
Air Refueling, M (EM&SRM)	25	25	25	26	19	-	-	-	-	-	-	-
Air Refueling, SF (SFA&SRF)	5	5	5	5	5	-	-	-	-	-	-	-
Separate Unit - Total	4	4	4	4	4	4	4	4	4	4	4	4
Strategic Support Sq	4	4	4	4	4	4	4	4	4	4	4	4
TACTICAL AIR COMMAND												
MAJOR WING - TOTAL	24 (79)	24 (79)	24 (79)	25 (82)	25 (81)	25 (81)	25 (81)	27 (87)	27 (87)	28 (90)	28 (90)	28 (91)
Tactical - Total	24 (79)	24 (79)	24 (79)	25 (82)	25 (81)	25 (81)	25 (81)	27 (87)	27 (87)	28 (90)	28 (90)	28 (91)
Bomb, Tactical	3 (9)	3 (9)	3 (9)	3 (9)	3 (9)	3 (9)	3 (9)	3 (9)	3 (9)	3 (9)	3 (9)	3 (9)
Fighter-Bomber	6 (19)	6 (19)	6 (19)	6 (19)	6 (19)	6 (19)	6 (19)	6 (19)	6 (19)	7 (22)	7 (22)	7 (22)
Fighter-Day	7 (21)	7 (21)	7 (21)	8 (24)	8 (24)	8 (24)	8 (24)	7 (21)	7 (21)	7 (21)	7 (21)	7 (21)
Tactical Reconnaissance	2 (8)	2 (8)	2 (8)	2 (8)	2 (8)	2 (8)	2 (8)	2 (8)	2 (8)	2 (8)	2 (8)	2 (8)
Tactical Missile a/	-	-	-	-	-	-	-	-	-	-	-	0 (1)
Troop Carrier, Heavy	3 (10)	3 (10)	3 (10)	3 (10)	3 (9)	3 (9)	3 (9)	3 (9)	3 (9)	3 (9)	3 (9)	3 (9)
Troop Carrier, Medium	3 (12)	3 (12)	3 (12)	3 (12)	3 (12)	3 (12)	3 (12)	3 (12)	3 (12)	3 (12)	3 (12)	3 (12)
Troop Carrier, Aslt FWA	-	-	-	-	-	-	-	3 (9)	3 (9)	3 (9)	3 (9)	3 (9)
SUPPORT FORCES (Flying)												
Troop Carrier Group, Aslt - Total	2 (7)	2 (7)	2 (6)	3 (9)	3 (9)	3 (9)	3 (9)	-	-	-	-	-
Troop Carrier, Aslt, FW	2 (6)	2 (6)	2 (6)	3 (9)	3 (9)	3 (9)	3 (9)	-	-	-	-	-
Troop Carrier, Aslt, RW	0 (1)	0 (1)	-	-	-	-	-	-	-	-	-	-
Air Refueling - Total	2	2	3	3	3	3	4	4	4	4	4	4
Air Refueling (TAC)	2	2	3	3	3	3	4	4	4	4	4	4
Air Refueling, FB	2	2	3	3	3	3	4	4	4	4	4	4
Separate Unit - Total	7	7	7	6	5	5	5	5	5	5	5	5
Tow Target Sq	3	3	3	3	3	3	3	3	3	3	3	3
Helicopter Sq	4	4	4	3	2	2	2	2	2	2	2	2
Guided Missile Sq - Total	1	1	2	1	1	1	1	1	2	2	2	1
Tactical Missile	1	1	2	1	1	1	1	1	2	2	2	1

TABLE 4 - USAF MAJOR WINGS AND SQUADRONS, BY COMMAND AREA, BY TYPE--FISCAL YEAR 1957 (CONTINUED)

	JUL 1956	AUG	SEP	OCT	NOV	DEC	JAN 1957	FEB	MAR	APR	MAY	JUN
CARIBBEAN AIR COMMAND (CONTINUED)												
SUPPORT FORCES (Flying)												
Air Refueling Sq - Total	$\frac{1}{-}$	$\frac{1}{-}$	$\frac{1}{-}$	$\frac{1}{-}$	$\frac{1}{-}$	$\frac{1}{-}$	$\frac{1}{1}$	$\frac{1}{1}$	$\frac{1}{1}$	$\frac{1}{1}$	$\frac{1}{1}$	$\frac{1}{1}$
Air Refueling (SAC)	-	-	-	-	-	-	1	1	1	1	1	1
Air Refueling, (MB&SRM)	1	1	1	1	1	-	-	-	-	-	-	-
MATS Unit - Total	$\frac{2}{1}$	$\frac{2}{1}$	$\frac{2}{1}$	$\frac{2}{1}$	$\frac{2}{1}$	$\frac{1}{-}$	$\frac{1}{-}$	$\frac{1}{-}$	$\frac{1}{-}$	$\frac{1}{-}$	$\frac{1}{-}$	$\frac{1}{-}$
Air Rescue Group	1	1	1	1	1	1	1	1	1	1	1	1
Weather Reconnaissance Squadron	1	1	1	1	1	1	1	1	1	1	1	1
PACIFIC AIR FORCES												
MAJOR WING - TOTAL	14 (43)	14 (43)	14 (42)	14 (42)	14 (42)	14 (42)	14 (42)	14 (42)	14 (42)	14 (42)	14 (42)	13 (39)
Strategic - Total	1 (3)	1 (3)	1 (3)	1 (3)	1 (3)	1 (3)	1 (3)	1 (3)	1 (3)	1 (3)	1 (3)	1 (3)
Bomb, Medium	1 (3)	1 (3)	1 (3)	1 (3)	1 (3)	1 (3)	1 (3)	1 (3)	1 (3)	1 (3)	1 (3)	1 (3)
Air Defense - Total	3 (9)	3 (9)	3 (9)	3 (9)	3 (9)	3 (9)	3 (9)	3 (9)	3 (9)	3 (9)	3 (9)	3 (9)
Fighter-Interceptor	3 (9)	3 (9)	3 (9)	3 (9)	3 (9)	3 (9)	3 (9)	3 (9)	3 (9)	3 (9)	3 (9)	3 (9)
Tactical - Total	10 (31)	10 (31)	10 (30)	10 (30)	10 (30)	10 (30)	10 (30)	10 (30)	10 (30)	10 (30)	10 (30)	9 (27)
Bomb, Tactical	1 (3)	1 (3)	1 (3)	1 (3)	1 (3)	1 (3)	1 (3)	1 (3)	1 (3)	1 (3)	1 (3)	1 (3)
Fighter-Bomber	4 (12)	4 (12)	4 (12)	4 (12)	4 (12)	4 (12)	4 (12)	4 (12)	4 (12)	4 (12)	4 (12)	4 (12)
Fighter-Day	1 (3)	1 (3)	1 (3)	1 (3)	1 (3)	1 (3)	1 (3)	1 (3)	1 (3)	1 (3)	1 (3)	1 (3)
Tactical Reconnaissance	1 (4)	1 (4)	1 (4)	1 (4)	1 (4)	1 (4)	1 (4)	1 (4)	1 (4)	1 (4)	1 (4)	1 (4)
Troop Carrier, Heavy	1 (3)	1 (3)	1 (2)	1 (2)	1 (2)	1 (2)	1 (2)	1 (2)	1 (2)	1 (2)	1 (2)	1 (2)
Troop Carrier, Medium	2 (6)	2 (6)	2 (6)	2 (6)	2 (6)	2 (6)	2 (6)	2 (6)	2 (6)	2 (6)	2 (6)	1 (3)
SUPPORT FORCES (Flying)												
Air Refueling Sq - Total	$\frac{1}{-}$	$\frac{1}{-}$	$\frac{1}{-}$	$\frac{1}{-}$	$\frac{1}{-}$	$\frac{1}{1}$	$\frac{1}{1}$	$\frac{1}{1}$	$\frac{1}{1}$	$\frac{1}{1}$	$\frac{1}{1}$	$\frac{1}{1}$
Air Refueling (TAC)	-	-	-	-	-	1	1	1	1	1	1	1
Air Refueling, FB	1	1	1	1	1	-	-	-	-	-	-	-

TABLE 4 -USAF MAJOR WINGS AND SQUADRONS, BY COMMAND AREA, BY TYPE-FISCAL YEAR 1957 (CONTINUED)

TYPE OF UNIT	JUL 1956	AUG	SEP	OCT	NOV	DEC	JAN 1957	FEB	MAR	APR	MAY	JUN
PACIFIC AIR FORCES (CONTINUED)												
<u>SUPPORT FORCES (Flying) (CONTINUED)</u>												
MATS Unit - Total	9	8	8	8	8	14	14	14	14	14	14	14
Air Transport Sq	3	3	3	3	3	3	3	3	3	3	3	3
Air Rescue Sq	-	-	-	-	-	-	-	-	-	-	-	-
Air Rescue Gp	2	2	2	2	2	-	-	-	-	-	-	-
Weather Reconnaissance Sq	4	3	3	3	3	3	3	3	3	3	3	3
Separate Units - Total	3	3	3	4	4	4	4	4	4	4	4	4
Troop Carrier, M(Special)	-	-	1	1	1	1	1	1	1	1	1	1
Air Resupply Sq	1	1	-	-	-	-	-	-	-	-	-	-
Radar Evaluation Unit	1	1	1	1	1	1	1	1	1	1	1	1
Tow Target	1	1	1	1	1	1	1	1	1	1	1	1
Helicopter Sq	-	-	-	1	1	1	1	1	1	1	1	1
NORTHEAST AREA												
<u>MAJOR WING - TOTAL</u>	1 (4)	1 (4)	1 (4)	1 (4)	1 (4)	1 (4)	1 (4)	1 (4)	1 (4)	1 (4)	1 (4)	1 (4)
<u>Air Defense - Total</u>	1 (4)	1 (4)	1 (4)	1 (4)	1 (4)	1 (4)	1 (4)	1 (4)	1 (4)	1 (4)	1 (4)	1 (4)
Fighter - Interceptor	1 (4)	1 (4)	1 (4)	1 (4)	1 (4)	1 (4)	1 (4)	1 (4)	1 (4)	1 (4)	1 (4)	1 (4)
<u>SUPPORT FORCES (Flying)</u>												
<u>Air Refueling Sq - Total</u>	3	3	3	3	10	3	3	3	3	3	3	3
Air Refueling (SAC)	-	-	-	-	-	3	3	-	-	-	-	-
Air Refueling, M (BM&SRM)	3	3	3	3	10	-	-	-	-	-	-	-
MATS Unit - Total	1	1	1	1	1	5	5	5	5	5	6	4
Air Rescue Sq	-	-	-	-	-	-	-	-	-	-	-	-
Air Rescue Gp	1	1	1	1	1	-	-	-	-	-	-	-
Separate Unit - Total	1	1	2	2	2	2	2	2	2	2	2	2
Radar Evaluation Units	-	1	1	1	1	1	1	1	1	1	1	1
Helicopter Sq	-	-	1	1	1	1	1	1	1	1	1	1

SECRET

SECRET

TABLE 4. -USAF MAJOR WINGS AND SQUADRONS, BY COMMAND AREA, BY TYPE-FISCAL YEAR 1957 (CONTINUED)

TYPE OF UNIT	JUL 1956	AUG	SEP	OCT	NOV	DEC	JAN 1957	FEB	MAR	APR	MAY	JUN
	UNITED STATES AIR FORCES IN EUROPE											
MAJOR WING - TOTAL	21 (64)	22 (67)	22 (67)	21 (64)	22 (68)	22 (68)	22 (68)	22 (68)	22 (68)	22 (68)	22 (68)	23 (71)
Strategic - Total	2 (6)	3 (9)	3 (9)	2 (6)	3 (9)	3 (9)	3 (9)	2 (6)	2 (6)	2 (6)	2 (6)	2 (6)
Bomb, Medium	2 (6)	2 (6)	2 (6)	2 (6)	2 (6)	2 (6)	2 (6)	2 (6)	2 (6)	2 (6)	2 (6)	2 (6)
Strategic Reconnaissance, Medium	-	1 (3)	1 (3)	-	1 (3)	1 (3)	1 (3)	-	-	-	-	-
Air Defense - Total	3 (9)	3 (9)	3 (9)	3 (9)	3 (9)	3 (9)	3 (9)	3 (9)	3 (9)	3 (9)	3 (9)	3 (9)
Fighter-Interceptor	3 (9)	3 (9)	3 (9)	3 (9)	3 (9)	3 (9)	3 (9)	3 (9)	3 (9)	3 (9)	3 (9)	3 (9)
Tactical - Total	16 (49)	16 (49)	16 (49)	16 (49)	16 (50)	16 (50)	16 (50)	17 (53)	17 (53)	17 (53)	17 (53)	18 (56)
Bomb, Tactical	2 (6)	2 (6)	2 (6)	2 (6)	2 (6)	2 (6)	2 (6)	2 (6)	2 (6)	2 (6)	2 (6)	2 (6)
Fighter-Bomber	7 (20)	7 (20)	7 (20)	7 (20)	7 (20)	7 (20)	7 (20)	7 (20)	7 (20)	7 (20)	7 (20)	7 (20)
Fighter-Day	2 (6)	2 (6)	2 (6)	2 (6)	2 (6)	2 (6)	2 (6)	2 (6)	2 (6)	2 (6)	2 (6)	2 (6)
Tactical Reconnaissance	2 (8)	2 (8)	2 (8)	2 (8)	2 (8)	2 (8)	2 (8)	2 (8)	2 (8)	2 (8)	2 (8)	2 (8)
Tactical Missile a/.	-	-	-	-	-	-	-	-	-	-	-	1 (3)
Troop Carrier, Heavy	-	-	-	-	0 (1)	0 (1)	0 (1)	0 (1)	0 (1)	0 (1)	0 (1)	0 (1)
Troop Carrier, Medium	3 (9)	3 (9)	3 (9)	3 (9)	3 (9)	3 (9)	3 (9)	3 (9)	3 (9)	3 (9)	3 (9)	3 (9)
Troop Carrier, Assault a/.	-	-	-	-	-	-	-	1 (3)	1 (3)	1 (3)	1 (3)	1 (3)
SUPPORT FORCES (Flying)												
Troop Carrier Groups, Assault-Total	1 (3)	1 (3)	1 (3)	1 (3)	1 (3)	1 (3)	1 (3)	-	-	-	-	-
Troop Carrier, Aslt, FW	1 (3)	1 (3)	1 (3)	1 (3)	1 (3)	1 (3)	1 (3)	-	-	-	-	-
Air Refueling Sq - Total	3	3	3	3	3	3	3	3	3	3	3	3
Air Refueling (SAC)	-	-	-	-	-	1	1	1	1	1	1	1
Air Refueling (TAC)	-	-	-	-	-	-	-	-	-	-	-	-
Air Refueling Sq, M (EMASRM)	1	1	1	1	1	-	-	-	-	-	-	-
Air Refueling, FB	1	1	1	1	1	-	-	-	-	-	-	-
MATS Unit - Total	5	5	5	5	5	8	8	8	8	8	8	8
Air Rescue Squadron	4	4	4	4	4	7	7	7	7	7	7	7
Air Rescue Group	1	1	1	1	1	1	1	1	1	1	1	1
Weather Reconnaissance Sq.	-	-	-	-	-	-	-	-	-	-	-	-
Separate Unit - Total	4	4	4	3	4	4	4	4	4	4	4	4
Troop Carrier, M (Special)	-	-	-	1	1	1	1	1	1	1	1	1
Helicopter Squadron	-	-	-	-	-	-	-	-	-	-	-	-
Air Resupply Sq.	2	2	2	-	-	-	-	-	-	-	-	-
Radar Evaluation Unit	1	1	1	1	1	1	1	1	1	1	1	1
Tow Target Sq.	1	1	1	1	1	1	1	1	1	1	1	1
Guided Missile Sq - Total	3	3	3	3	3	3	3	3	3	3	3	-
Tactical Missile	3	3	3	3	3	3	3	3	3	3	3	-

a/ Troop Carrier, Assault units were converted from Support Forces to Major Wings in Feb 57 and Tactical Missile units converted in Jun 57.
Source: Operations Statistics Division, Directorate of Statistical Services, Comptroller of the Air Force.

TABLE 5 - USAF MAJOR WINGS AND SUPPORT FORCES (FLYING) EQUIPPED
BY TYPE OF UNIT EQUIPMENT POSSESSED, FISCAL YEARS 1952 THRU 1956

(Figures in parentheses represent the number of squadrons of the type corresponding to the Wing or Group)

TYPE OF AIRCRAFT POSSESSED BY TYPE OF UNIT	FY 1952	FY 1953	FY 1954	FY 1955	FY 1956
MAJOR WINGS a/					
ACTIVATED - TOTAL	95 (288)	106 (322)	115 (355)	121 (375)	131 (402)
UNEQUIPPED - TOTAL	10 (31)	11 (35)	8 (27)	4 (15)	9 (24)
EQUIPPED - TOTAL b/	85 (257)	95 (287)	107 (328)	117 (360)	122 (378)
Bomber - Total	27 (80)	28 (83)	29 (87)	33 (97)	42 (128)
B-66	-	-	-	-	0 (1)
B-52	-	-	-	-	1 (3)
B/RB-36	3 (9)	5 (14)	6 (18)	6 (18)	9 (27)
B-47	1 (3)	4 (13)	13 (40)	21 (61)	27 (82)
B-50	5 (14)	5 (15)	2 (5)	-	-
B-29	14 (42)	10 (29)	3 (9)	-	-
B-57	-	-	-	1 (3)	4 (12)
B-45	1 (2)	1 (2)	1 (3)	1 (3)	1 (3)
B-26	3 (10)	3 (10)	4 (12)	4 (12)	-
Fighter - Total	34 (104)	42 (124)	50 (148)	57 (172)	57 (170)
F-100	-	-	-	1 (3)	6 (16)
F-94	4 (11)	7 (21)	6 (17)	3 (10)	3 (8)
F-89	0 (1)	1 (2)	3 (9)	6 (18)	7 (22)
F-86A/E/F	7 (21)	13 (39)	19 (56)	13 (38)	7 (22)
F-86D	-	3 (10)	13 (38)	19 (56)	20 (59)
F-86H	-	-	-	3 (9)	3 (9)
F-84	11 (34)	14 (42)	9 (28)	12 (36)	11 (34)
F-80	2 (7)	2 (5)	-	-	-
F-51	8 (23)	2 (5)	-	-	-
F-47	2 (7)	-	-	-	-
Reconnaissance - Total	2 (26)	10 (32)	12 (42)	14 (48)	11 (39)
RB-66	-	-	-	-	1 (2)
RB-36	2 (6)	4 (12)	4 (12)	4 (12)	-
RB-47	-	-	2 (6)	4 (13)	5 (15)
YRB-47	-	1 (2)	2 (6)	1 (4)	-
RB-50	1 (3)	1 (3)	0 (1)	0 (1)	-
RB-29	1 (3)	0 (2)	0 (1)	0 (1)	-
RB-57	-	-	0 (1)	0 (1)	0 (4)
RB-45	1 (2)	0 (1)	0 (1)	0 (1)	0 (1)
RB-26	1 (4)	1 (4)	2 (6)	2 (6)	1 (4)
RF-84	-	-	-	1 (4)	4 (13)
RF-80	3 (7)	3 (8)	2 (8)	2 (6)	-
RF-51	0 (1)	-	-	-	-
Troop Carrier - Total	15 (47)	15 (48)	16 (51)	13 (43)	12 (41)
C-124	1 (3)	3 (9)	4 (12)	4 (12)	4 (12)
C-54	2 (6)	0 (1)	0 (1)	0 (1)	0 (1)
C-122	0 (1)	-	-	-	-
C-119	6 (16)	9 (27)	11 (33)	9 (30)	8 (27)
C-82	2 (6)	1 (2)	-	-	-
C-47	0 (1)	0 (1)	0 (1)	-	-
C-46	4 (14)	2 (8)	1 (4)	-	-
C-123	-	-	-	-	0 (1)

TABLE 5 - USAF MAJOR WINGS AND SUPPORT FORCES (FLYING) EQUIPPED
BY TYPE OF UNIT EQUIPMENT POSSESSED, FISCAL YEARS 1952 THRU 1956 (CONTINUED)

TYPE OF AIRCRAFT POSSESSED BY TYPE OF UNIT	FY 1952	FY 1953	FY 1954	FY 1955	FY 1956
SUPPORT FORCES (Flying)					
<u>Troop Carrier Group, Assault</u>					
Activated - Total	-	0 (2)	0 (2)	2 (6)	4 (11)
Unequipped - Total	-	-	-	-	-
Equipped - Total ^{a/}	-	0 (2)	0 (2)	2 (6)	4 (11)
C-123	-	-	-	-	2 (6)
C-122	-	0 (1)	0 (1)	0 (1)	-
H-19	-	0 (1)	0 (1)	1 (3)	0 (1)
H-21	-	-	-	1 (2)	2 (4)
<u>Air Refueling Squadron</u>					
Activated - Total	15	22	32	39	44
Unequipped - Total	3	4	3	2	2
Equipped - Total ^{b/}	12	18	29	37	42
EC-97	4	10	23	30	36
KB-29	8	8	6	7	6
<u>MATS Air Transport Squadron</u>					
Activated - Total	31	35	43	47	28
Unequipped Total	6	1	2	5	-
Equipped - Total ^{b/}	25	34	40	41	28
C-124	3	7	14	15	11
C-121	-	-	-	-	2
C-118	-	1	1	6	6
C-97	6	5	5	3	3
C-74	1	1	1	1	-
C-54	15	20	19	16	6

a/ Does not include Support Forces.

b/ Equipped includes all units possessing 50% or more of authorized number of aircraft.

Source: Operations Statistics Division, Directorate of Statistical Services, Comptroller of the Air Force.

TABLE 6 - USAF MAJOR WINGS AND SUPPORT FORCES (FLYING) EQUIPPED
BY TYPE OF UNIT EQUIPMENT POSSESSED - FISCAL YEAR 1957

(Figures in parentheses represent the number of squadrons of the type corresponding to the Wing or Group)

TYPE OF UNIT EQUIPMENT POSSESSED BY TYPE OF UNIT	30 SEP 1956		31 DEC 1956		31 MAR 1957		30 JUN 1957	
MAJOR WING a/								
ACTIVATED - TOTAL	133	(407)	134	(411)	137	(419)	137	(420)
UNEQUIPPED - TOTAL	19	(57)	20	(65)	20	(63)	19	(57)
EQUIPPED - TOTAL b/	114	(350)	114	(346)	117	(356)	118	(363)
Bomber - Total	44	(131)	41	(124)	43	(128)	42	(127)
B-66	1	(3)	1	(3)	1	(3)	1	(3)
B-52	2	(5)	2	(6)	3	(9)	3	(10)
B/RB-36	8	(24)	7	(21)	6	(18)	5	(15)
B-47	28	(84)	28	(84)	28	(84)	28	(84)
B-57	4	(12)	2	(7)	4	(11)	4	(12)
B-45	1	(3)	1	(3)	1	(3)	1	(3)
Fighter - Total	49	(148)	52	(154)	49	(149)	52	(158)
F-102	0	(1)	2	(4)	2	(7)	4	(12)
F-100	6	(19)	10	(29)	13	(40)	16	(48)
F-94	3	(8)	3	(8)	1	(5)	1	(4)
F-89	7	(21)	7	(22)	7	(20)	7	(21)
F-86F	4	(11)	3	(10)	3	(10)	3	(10)
F-86D	19	(57)	16	(49)	14	(41)	15	(46)
F-86H	1	(3)	2	(6)	1	(3)	1	(3)
F-84F	8	(24)	8	(24)	7	(21)	4	(12)
F-84G	1	(4)	1	(2)	1	(2)	1	(2)
Tactical Missile - Total	-	-	-	-	-	-	1	(3)
TM-61A/C	-	-	-	-	-	-	1	(3)
Reconnaissance - Total	10	(35)	10	(32)	10	(33)	9	(31)
RB-66	1	(4)	1	(4)	2	(6)	2	(8)
RB-47	5	(15)	5	(15)	5	(15)	5	(15)
RB-57	0	(3)	0	(1)	-	-	-	-
RB-26	0	(1)	0	(1)	0	(1)	-	-
RF-84	4	(12)	4	(11)	3	(11)	2	(8)
Troop Carrier - Total c/	11	(36)	11	(36)	15	(46)	14	(44)
C-124	4	(12)	4	(12)	4	(12)	4	(12)
C-130	-	-	-	-	1	(2)	1	(3)
C-119	7	(24)	7	(24)	6	(21)	5	(18)
C-123	-	-	-	-	4	(11)	4	(11)
SUPPORT FORCES (Flying)								
Troop Carrier Group, Assault								
Activated - Total	3	(9)	4	(12)	-	-	-	-
Unequipped - Total	-	-	1	(3)	-	-	-	-
EQUIPPED - TOTAL b/	3	(9)	3	(9)	-	-	-	-
C-123	3	(9)	3	(9)	-	-	-	-
Air Refueling Squadron								
Activated - Total	45		45		46		44	
Unequipped - Total	4		2		6		1	
EQUIPPED - TOTAL b/	41		43		40		43	
KB-50	1		3		2		4	
KC-97	36		36		35		35	
KB-29	4		4		3		1	
MATS Air Transport Squadron								
Activated - Total	28		28		28		28	
Unequipped - Total	-		-		-		2	
EQUIPPED - TOTAL b/	28		28		28		26	
C-124	11		11		11		11	
C-121	2		2		2		2	
C-118	6		6		6		6	
C-97	3		3		3		3	
C-54	6		6		6		4	

a/ Does not include Support Forces.

b/ Equipped includes all units possessing 50% or more of authorized number of aircraft.

c/ Includes Troop Carrier, Aslt Wings subsequent to 1 Feb 57.

Source: Operations Statistics Division, Directorate of Statistical Services, Comptroller of the Air Force.

TABLE 7 -UNIT EQUIPMENT AND CREWS IN USAF MAJOR WINGS AND SUPPORT FORCES (FLYING) UNITS
BY QUARTER - FY 1957

BY TYPE AND MODEL OF UNIT EQUIPMENT	30 SEPTEMBER 1956						31 DECEMBER 1956					
	UNIT EQUIPMENT			CREWS			UNIT EQUIPMENT			CREWS		
	AUTH	ON HAND	COMBAT READY	AUTH	ASGD	COMBAT READY	AUTH	ON HAND	COMBAT READY	AUTH	ASGD	COMBAT READY
MAJOR WINGS & SUPPORT FORCES (FLYING) UNITS - TOTAL	10,359	8,904	5,594	13,467	10,460	7,443	10,991	8,924	5,894	13,787	11,027	7,830
Bomber - Total	1,833	1,718	1,201	2,463	2,048	1,357	1,848	1,680	1,235	2,526	2,174	1,471
B-25	-	15	6	-	1	1	-	2	1	-	11	1
B-36	150	151	103	180	157	145	134	110	144	145	135	482
B-45	48	41	33	60	48	42	48	30	60	41	40	-
B-47	1,260	1,259	960	1,848	1,590	1,101	1,260	1,274	982	1,848	1,728	1,187
DB-47	-	-	-	-	-	-	-	2	-	-	-	-
B-52	135	60	37	135	78	29	180	92	61	234	88	42
B-57	192	166	54	192	140	39	192	96	41	192	130	66
B-66	48	26	8	48	34	-	48	40	8	48	41	-
Fighter - Total	4,825	3,812	2,230	6,303	4,679	2,993	4,925	3,774	2,376	6,472	5,014	3,082
F-34	75	101	74	108	129	111	50	92	78	72	105	84
F-34F	650	588	382	708	709	574	625	582	395	678	632	482
F-36	425	685	359	498	754	566	400	602	387	468	721	495
F-86D	1,475	1,316	783	2,159	1,802	1,198	1,350	1,122	745	1,998	1,844	1,243
F-86L	-	-	-	-	-	-	-	56	40	-	33	12
F-89	575	496	272	827	607	330	575	474	299	851	707	375
F-94	200	194	122	296	234	117	200	164	120	296	261	177
F-100	1,200	407	238	1,416	392	90	1,350	585	293	1,596	603	205
F-101	75	-	-	81	-	-	75	-	-	81	-	-
F-102	150	25	-	210	52	7	275	97	19	407	108	9
F-104	-	-	-	-	-	-	25	-	-	25	-	-
Tactical Missile - Total	-	-	-	-	-	-	480	116	46	12	21	11
TM-61	-	-	-	-	-	-	480	116	46	12	21	11
Reconnaissance - Total	887	769	483	1,117	789	556	887	772	467	1,241	797	595
RB-26	9	34	27	9	17	15	9	29	19	9	12	12
RB-29	1	1	-	1	1	-	-	-	-	-	-	-
RB-36	90	86	57	108	99	76	90	97	62	108	97	81
RB-45	-	11	8	-	10	10	-	12	11	-	10	10
RB-47	225	228	187	330	275	179	225	245	186	330	293	210
YRB-47	-	1	1	-	-	-	-	-	-	-	-	-
RB-50	15	14	4	15	10	1	15	15	1	15	24	1
RB-57	96	49	25	141	63	41	78	30	20	123	16	15
RB-66	126	52	15	154	30	10	144	58	8	176	63	24
RF-34F	212	192	103	218	180	131	194	189	117	216	181	148
RF-34K	25	19	13	28	22	17	25	17	7	28	19	19
RF-101	18	-	-	22	-	-	36	-	-	44	-	-
WB-26	9	8	3	9	6	6	9	6	4	9	2	2
WB-29	-	8	6	-	8	8	-	2	1	-	2	2
WB-50	62	51	25	83	57	52	62	58	25	83	63	57
WR-33	-	15	9	-	11	8	-	14	6	-	15	14
Troop Carr & Trans - Total a/	1,295	1,255	757	1,582	1,380	1,176	1,285	1,170	771	1,582	1,378	1,245
C-47	-	6	2	-	2	2	-	3	3	-	3	3
C-54	106	103	67	160	129	118	112	93	59	170	125	119
C-97	40	37	15	60	70	65	40	36	18	60	71	70
C-118	68	75	55	102	100	98	76	70	52	114	120	115
C-119	384	432	252	388	403	350	384	407	272	388	396	374
C-121	24	33	17	36	38	33	28	33	20	42	32	32
C-123	144	147	103	144	113	86	192	156	92	192	123	109
C-124	380	370	223	528	451	369	380	380	239	528	467	387
C-130	48	-	-	48	-	-	48	1	-	48	-	-
C-131	25	22	16	40	40	33	25	21	16	40	41	36
B-19	-	1	-	-	-	-	-	-	-	-	-	-
H-21	76	29	7	76	34	22	-	-	-	-	-	-
Air Refueling - Total	900	832	627	1,300	1,055	898	900	825	666	1,300	1,090	908
KB-29	86	106	67	120	118	106	100	92	63	120	93	73
KB-50	100	14	6	100	9	9	120	27	14	100	44	31
KC-97	720	712	554	1,080	928	783	80	706	589	1,080	953	804
Miscellaneous - Total b/	619	518	296	702	509	463	666	587	333	754	553	518

a/ Includes Troop Carrier, Logistic Support, MATS Air Transport, Strategic Support, and Helicopter Units.
Helicopter Squadron included in Miscellaneous after 1st Quarter FY 57.

b/ Includes Airborne Early Warning, Air Rescue, Troop Carrier Medium (Special), Photo Mapping, Radar Evaluation and Tow Target Units.

Source: Operations Statistics Division, Directorate of Statistical Services, Comptroller of the Air Force.

TABLE 7 --UNIT EQUIPMENT AND CREWS IN USAF MAJOR WINGS AND SUPPORT FORCES (FLYING) UNITS
BY QUARTER - FY 1957 (CONTINUED)

BY TYPE AND MODEL OF UNIT EQUIPMENT	31 MARCH 1957						30 JUNE 1957					
	UNIT EQUIPMENT			CREWS			UNIT EQUIPMENT			CREWS		
	AUTH	ON HAND	COMBAT READY	AUTH	ASGD	COMBAT READY	AUTH	ON HAND	COMBAT READY	AUTH	ASGD	COMBAT READY
MAJOR WINGS & SUPPORT FORCES (FLYING) UNITS - TOTAL	11,038	9,208	5,796	13,746	11,191	7,357	10,934	9,188	5,737	13,626	11,210	7,189
Bomber - Total	<u>1,893</u>	<u>1,784</u>	<u>1,256</u>	<u>2,625</u>	<u>2,242</u>	<u>1,352</u>	<u>1,908</u>	<u>1,803</u>	<u>1,267</u>	<u>2,685</u>	<u>2,414</u>	<u>1,276</u>
B-26	-	2	1	-	-	-	-	-	-	-	-	-
B-36	120	134	102	144	132	106	90	120	95	108	121	73
B-45	48	38	29	60	44	39	48	37	29	60	44	37
B-47	1,260	1,296	949	1,848	1,770	1,085	1,260	1,270	906	1,848	1,864	973
DB-47	-	16	15	-	13	13	-	26	23	-	25	15
B-52	-	225	121	78	333	117	42	270	147	97	405	201
B-57	192	133	73	192	127	74	192	166	105	216	123	100
B-66	48	44	9	48	39	-	48	37	12	48	36	10
Fighter - Total	<u>4,825</u>	<u>3,830</u>	<u>2,196</u>	<u>6,333</u>	<u>5,009</u>	<u>2,874</u>	<u>4,800</u>	<u>3,924</u>	<u>2,330</u>	<u>6,272</u>	<u>4,925</u>	<u>2,931</u>
F-84	50	71	53	72	81	64	50	60	51	72	70	57
F-84F	550	570	388	588	630	435	375	435	319	423	584	403
F-86	250	427	273	288	445	259	175	366	282	198	367	208
F-86D/L	1,275	1,098	732	1,887	1,792	1,199	1,250	1,152	728	1,829	1,650	1,323
F-89	600	468	262	888	697	393	575	470	313	841	677	395
F-94	125	148	96	185	269	154	100	116	79	148	202	99
F-100	1,500	858	379	1,776	910	349	1,650	1,022	467	1,902	1,063	424
F-101	75	-	-	81	-	-	75	2	-	81	5	-
F-102	350	190	13	518	184	21	475	301	91	703	307	22
F-104	50	-	-	50	-	-	75	-	-	75	-	-
Tactical Missile - Total	<u>600</u>	<u>200</u>	<u>93</u>	<u>15</u>	<u>21</u>	<u>15</u>	<u>600</u>	<u>246</u>	<u>101</u>	<u>15</u>	<u>22</u>	<u>20</u>
TM-61	600	200	93	15	21	15	600	246	101	15	22	20
Reconnaissance - Total	<u>857</u>	<u>782</u>	<u>486</u>	<u>1,113</u>	<u>825</u>	<u>512</u>	<u>857</u>	<u>709</u>	<u>387</u>	<u>1,121</u>	<u>774</u>	<u>501</u>
RB-26	9	17	5	9	5	5	-	7	7	-	3	3
RB-36	60	86	62	72	86	56	60	68	55	72	65	47
RB-45	-	7	6	-	11	9	-	2	2	-	-	-
RB-47	225	248	174	330	309	164	225	238	159	330	306	161
RB-50	15	15	8	15	14	1	15	23	19	15	29	25
RB-57	60	28	22	105	20	18	60	19	12	105	16	11
RB-66	162	94	37	198	75	25	171	128	4	209	91	46
RF-84F	194	189	131	220	206	143	194	143	94	224	181	140
RF-84K	25	19	6	28	19	14	25	-	-	28	-	-
RF-101	36	-	-	44	-	-	36	6	-	44	-	-
WB-26	9	6	3	9	4	4	-	4	-	-	3	3
WB-50	62	58	23	83	64	62	62	57	25	83	67	58
WB-66	-	-	-	-	-	-	9	-	-	11	-	-
WT-33	-	15	9	-	12	11	-	14	10	-	13	7
Trp Carr & Trans - Totals	<u>1,285</u>	<u>1,159</u>	<u>761</u>	<u>1,594</u>	<u>1,399</u>	<u>1,219</u>	<u>1,237</u>	<u>1,086</u>	<u>645</u>	<u>1,536</u>	<u>1,375</u>	<u>1,158</u>
C-47	-	3	2	-	3	3	-	3	2	-	2	2
C-54	112	88	67	170	115	113	112	66	42	160	82	82
C-97	40	39	24	60	76	72	68	37	9	60	77	76
C-118	76	70	41	114	124	118	76	68	44	114	126	119
C-119	336	376	236	340	351	331	288	284	169	292	293	281
C-121	28	28	21	42	34	34	-	27	14	42	45	45
C-123	192	173	119	192	138	107	192	178	120	192	145	78
C-124	380	345	256	528	498	402	380	340	222	528	515	433
C-130	96	17	-	108	21	-	96	54	5	108	42	-
C-131	25	20	15	40	39	39	25	29	18	40	48	42
Air Refueling - Total	<u>920</u>	<u>876</u>	<u>623</u>	<u>1,320</u>	<u>1,097</u>	<u>830</u>	<u>880</u>	<u>858</u>	<u>645</u>	<u>1,260</u>	<u>1,108</u>	<u>756</u>
KB-29	60	90	40	90	89	70	20	51	34	30	47	37
KB-50	120	41	12	120	54	23	120	72	34	120	55	33
KC-97	720	745	571	1,080	954	737	720	735	577	1,080	1,006	686
KC-135	20	-	-	30	-	-	20	-	-	30	-	-
Miscellaneous - Total b/	<u>658</u>	<u>577</u>	<u>361</u>	<u>746</u>	<u>598</u>	<u>548</u>	<u>652</u>	<u>562</u>	<u>362</u>	<u>737</u>	<u>592</u>	<u>547</u>

a/ Includes Troop Carrier, Logistic Support, MATS Air Transport and Strategic Support Units.

b/ Includes Airborne Early Warning, Air Rescue, Troop Carrier Medium (Special), Photo Mapping, Radar Evaluation, Tow Target, and Helicopter Units.

Source: Operations Statistics Division, Directorate of Statistical Services, Comptroller of the Air Force.

TABLE 8 -UNIT EQUIPMENT AND CREWS IN USAF MAJOR WINGS AND SUPPORT FORCES (FLYING) UNITS BY FISCAL YEARS 1954 THRU 1957

BY TYPE AND MODEL OF UNIT EQUIPMENT	FISCAL YEAR 1954						FISCAL YEAR 1955					
	UNIT EQUIPMENT			CREWS			UNIT EQUIPMENT			CREWS		
	AUTH	ON HAND	COMBAT READY	AUTH	ASGD	COMBAT READY	AUTH	ON HAND	COMBAT READY	AUTH	ASGD	COMBAT READY
MAJOR WINGS & SUPPORT FORCES (FLYING) UNITS - TOTAL	8,606	7,670	4,632	10,562	9,695	5,659	9,382	8,740	5,619	12,172	9,932	6,727
Bomber - Total	1,464	1,172	689	1,743	1,347	829	1,533	1,344	969	2,064	1,466	986
B-26	216	180	106	276	216	138	80	190	124	80	162	134
B-29	165	104	88	165	103	59	-	-	-	-	-	-
B-36	180	166	101	216	190	136	180	181	143	216	194	161
B-45	48	35	20	60	59	55	48	45	34	60	51	41
B-47	765	609	319	918	704	367	1,035	888	649	1,518	1,002	650
B-50	90	78	55	108	75	74	-	5	5	-	-	-
B-52	-	-	-	-	-	-	-	30	-	30	-	-
B-57	-	-	-	-	-	-	160	35	14	160	57	-
Fighter - Total	3,875	3,511	1,943	5,062	5,231	2,312	4,300	4,177	2,519	5,737	4,959	2,892
F-80	-	3	1	-	-	-	-	1	1	-	-	-
F-84G	550	503	308	693	770	466	125	221	155	172	267	215
F-84F	300	191	16	342	282	9	775	667	401	896	703	284
F-86A/E/F	1,300	1,319	873	1,464	1,805	647	925	906	617	1,110	1,108	582
F-86D	1,100	899	447	1,641	1,536	837	1,450	1,416	854	2,146	1,708	1,360
F-86H	-	-	-	-	-	-	225	231	77	271	12	12
F-89	300	180	70	432	304	68	475	433	216	701	545	190
F-94	325	416	228	490	534	285	250	226	149	370	291	238
F-100	-	-	-	-	-	-	75	76	49	72	66	11
Reconnaissance - Total	742	645	422	824	723	563	869	760	482	1,033	922	664
RB-26	99	81	52	105	65	61	63	77	54	63	88	75
RB-29	12	13	11	12	14	11	-	1	-	-	1	1
RB-36	120	115	67	144	117	85	120	110	72	144	124	79
RB-45	12	16	10	12	16	13	12	14	12	12	12	12
RB-47	135	87	74	162	117	70	225	209	140	330	224	150
YRB-47	-	94	69	-	86	41	-	63	39	-	100	79
RB-50	58	18	10	71	25	19	13	20	13	18	35	23
RB-57	36	17	-	36	7	1	92	22	9	92	34	13
RF-80	162	124	87	162	178	172	-	86	75	-	120	104
RF-84	18	-	-	18	-	-	255	84	33	264	90	38
RF-86	-	11	8	-	24	23	-	11	6	-	15	14
WB-26	18	4	4	18	8	8	27	4	3	27	8	8
WB-29	72	65	30	84	66	59	62	59	25	83	71	68
Trp Carr & Trans - Total a	1,275	1,194	764	1,583	1,218	1,092	1,281	1,150	719	1,535	1,234	1,062
C-46	61	53	35	96	59	57	-	-	-	-	-	-
C-47	34	40	24	46	57	53	-	-	-	-	-	-
C-54	202	183	112	296	231	209	170	152	107	244	201	196
C-74	8	8	5	12	12	12	8	9	2	12	6	6
C-97	51	41	18	65	63	58	48	41	22	60	77	74
C-118	12	14	10	18	14	14	64	57	46	90	54	47
C-119	528	511	363	560	403	362	480	461	285	480	419	329
C-122	16	7	4	16	5	5	16	8	6	16	14	14
C-124	338	318	179	442	355	303	390	320	180	513	390	339
C-131	6	6	4	14	3	3	25	26	17	40	35	34
H-19	16	13	10	18	16	16	48	43	34	48	17	13
H-21	-	-	-	-	-	-	32	33	20	32	21	10
Air Refueling - Total	630	575	403	775	658	434	756	737	547	1,110	847	685
KB-29	130	116	62	150	146	65	116	115	62	150	125	101
KC-97	500	459	341	625	512	369	640	622	485	960	722	584
Miscellaneous - Total b/	620	573	411	575	518	429	643	572	383	693	504	438

a/ Includes Troop Carrier, Logistic Support, MATS Air Transport and Strategic Support Units.

b/ Includes Airborne Early Warning & Control, Air Rescue, Air Resupply, Liaison, Photo Mapping, Radar Evaluation and Tow Target Units.

Source: Operations Statistics Division, Directorate of Statistical Services, Comptroller of the Air Force.

TABLE 8 - UNIT EQUIPMENT AND CREWS IN USAF MAJOR WINGS AND SUPPORT FORCES (FLYING) UNITS BY FISCAL YEARS 1954 THRU 1957 (CONTINUED)

BY TYPE AND MODEL OF UNIT EQUIPMENT	FISCAL YEAR 1956						FISCAL YEAR 1957					
	UNIT EQUIPMENT			CREWS			UNIT EQUIPMENT			CREWS		
	AUTH	ON HAND	COMBAT READY	AUTH	ASGD	COMBAT READY	AUTH	ON HAND	COMBAT READY	AUTH	ASGD	COMBAT READY
MAJOR WINGS & SUPPORT FORCES (FLYING) UNITS - TOTAL	10,089	9,081	5,565	13,006	10,286	7,314	10,934	9,188	5,737	13,626	11,210	7,189
Bomber - Total	1,788	1,640	1,078	2,397	1,845	1,109	1,908	1,803	1,267	2,685	2,414	1,276
B-26	-	22	14	-	14	-	-	-	-	-	-	-
B-36	150	159	128	180	159	133	90	120	95	108	121	73
B-45	48	39	29	60	48	46	48	37	29	60	44	37
B-47	1,260	1,216	879	1,827	1,371	959	1,260	1,270	906	1,848	1,864	973
DB-47	-	-	-	-	-	-	-	26	23	-	25	15
B-52	90	35	17	90	63	23	270	147	97	405	201	68
B-57	192	156	7	192	165	34	192	166	105	216	123	100
B-66	48	13	4	48	25	-	48	37	12	48	36	10
Fighter - Total	4,575	3,988	2,344	5,922	4,767	3,144	4,800	3,924	2,330	6,272	4,925	2,931
F-84	100	102	73	144	135	111	50	60	51	72	70	57
F-84F	750	722	507	843	740	561	375	435	319	423	584	403
F-86	650	688	388	762	850	644	175	366	282	198	367	208
F-86D/L a/	1,550	1,457	815	2,204	1,871	1,214	1,250	1,152	728	1,829	1,650	1,323
F-89	575	507	295	641	373	373	575	470	313	841	677	395
F-94	200	172	111	286	200	97	100	116	79	148	202	99
F-100	675	335	155	786	307	141	1,650	1,022	467	1,902	1,063	424
F-101	-	-	-	-	-	-	75	2	-	81	5	-
F-102	75	5	-	75	23	-	475	301	91	703	307	22
F-104	-	-	-	-	-	-	75	-	-	75	-	-
Tactical Missile - Total	-	-	-	-	-	-	600	246	101	15	22	20
TN-61	-	-	-	-	-	-	600	246	101	15	22	20
Reconnaissance - Total	897	812	489	1,111	784	591	857	709	387	1,121	774	501
RB-26	45	14	26	45	45	30	-	7	-	-	3	3
ERB-29	-	1	1	-	1	1	-	-	-	-	-	-
RB-36	120	111	88	144	127	109	60	68	55	72	65	47
CRB-36	-	7	7	-	-	-	-	-	-	-	-	-
RB-45	12	11	8	12	11	11	-	2	2	-	-	-
RB-47	225	243	166	330	249	169	225	238	159	330	306	161
RB-50	-	18	15	-	17	9	15	23	19	15	29	25
RB-57	96	48	4	141	45	29	60	19	12	105	16	11
RB-66	54	27	4	66	8	-	171	128	4	209	91	46
RF-84F	230	206	117	236	178	138	194	143	94	224	181	140
RF-84K	25	19	13	28	21	18	25	-	-	28	-	-
RF-86	-	5	1	-	-	-	-	-	-	-	-	-
RF-101	-	-	-	-	-	-	36	6	-	44	-	-
WB-26	27	6	2	27	7	7	-	4	-	-	3	3
WB-29	41	24	16	55	29	29	-	-	-	-	-	-
WB-50	22	34	19	27	40	36	62	57	25	83	67	58
WB-66	-	-	-	-	-	-	9	-	-	11	-	-
WT-33	-	8	-	-	6	5	-	14	10	-	13	7
Troop Carr & Trans - Total b/	1,311	1,269	712	1,591	1,349	1,144	1,237	1,086	645	1,536	1,375	1,158
C-47	-	7	5	-	3	3	-	3	2	-	2	2
C-54	118	110	75	172	141	129	112	66	42	160	82	82
C-97	40	32	21	60	63	51	58	37	9	60	77	76
C-118	68	73	52	102	115	113	76	68	44	114	126	119
C-119	480	450	239	480	402	346	288	284	169	292	293	281
C-121	24	32	10	36	31	31	-	27	14	42	45	45
C-123	96	116	43	96	68	34	192	178	120	192	145	78
C-124	380	347	216	525	440	363	380	340	222	528	515	433
C-130	-	-	-	-	-	-	96	54	5	108	42	-
C-131	25	23	17	40	37	33	25	29	18	40	48	42
H-19	16	17	10	16	7	7	-	-	-	-	-	-
H-21	64	62	24	64	42	34	-	-	-	-	-	-
Air Refueling - Total	870	837	639	1,270	1,001	833	880	858	645	1,260	1,108	756
KB-29	90	110	78	130	130	113	20	51	34	30	47	37
KB-50	60	-	-	60	-	-	120	72	34	120	55	33
KC-97	720	727	561	1,080	871	720	720	735	577	1,080	1,006	686
KC-135	-	-	-	-	-	-	20	-	-	30	-	-
Miscellaneous - Total c/	648	535	303	715	540	495	652	562	362	737	522	547

a/ F-86L's not authorized for Fiscal Year 56.

b/ Includes Troop Carrier, Logistic Support, MATS Air Transport, Strategic Support, and Helicopter Units. Helicopter Squadrons included in Miscellaneous for Fiscal Year 57.

c/ Includes Airborne Early Warning, Air Rescue, Troop Carrier Medium (Special), Photo Mapping, Radar Evaluation, and Tow Target Units.

Source: Operations Statistics Division, Directorate of Statistical Services, Comptroller of the Air Force.






Flight Operations



PART II



FLIGHT OPERATIONS

INTRODUCTION AND DEFINITIONS

Aircraft flight operations data included in this section are based on statistics submitted on AF Form 110A in accordance with AFR 65-110 as revised. The 110A report is compiled on a physical possession basis with the various activity categories determined by the assignment or status of the aircraft rather than actual use.

The tables provide summary data covering flight operations on "Operating Active" and "Non-Operating Active" USAF aircraft and include aircraft flying hours, utilization, etc.

Operating Active - Those aircraft which are actively engaged in supporting flying missions, including test aircraft and aircraft bailed to civilian activities for test. Assignment codes are as follows:

(AD) Administrative: Aircraft authorized major air commands for the performance of command administrative missions.

(CS) Operational Support: Aircraft assigned for essential liaison and logistic support not otherwise provided, and for the required combat readiness training of rated personnel not presently assigned to tactical units or crew positions.

(CC) Primary Tactical Unit: Aircraft assigned as primary unit equipment for the direct accomplishment of tactical unit operations.

(CP) Tactical Unit Support: Aircraft which are authorized and assigned as tactical unit support aircraft.

(CU) Student Training: Aircraft assigned to perform the mission of student and combat crew training within the Air Training Command, Military Air Transport Service and Air Force Academy.

(CT) MATS Transport: Aircraft assigned for the accomplishment of transport operations within MATS.

(CE) MATS Air Evacuation: Aircraft assigned for the accomplishment of air evacuation operations within MATS.

(TC) Combat Crew Training: Aircraft assigned specifically to combat training schools.

(EX) Test: Aircraft assigned for testing, research and development other than "X" models and aircraft on bailment contract.

(ES) Test Support: Aircraft assigned to support of test aircraft and allied equipment other than aircraft on bailment contract for test support.

(CM) Special Mission: Aircraft assigned to major air commands to accomplish missions of the Air Force in support of its own special activities and those of the governmental agencies which cannot be met as a by-product mission of other flying.

Non-Operating Active - Those aircraft in preparation for possession by units or test activities through any of the logistical processes of supply, maintenance, and modification, and those aircraft which are excess to command requirements.

Command Support: Includes aircraft in (DP) Depot Prototyping, (DW) Depot Work, (RT) Transient Maintenance, and (NP) New Production.

(CX) MAP Aircraft Temporarily Diverted to USAF: Aircraft programmed for foreign countries under the Mutual Assistance Program for which delivery to the ultimate recipient foreign country has been deferred in order to divert temporarily these aircraft to the USAF.

Other: Includes aircraft in (NR) Enroute, (XJ) Excess to Command, and (CD) Crash Damage.

TABLE 10 - SUMMARY OF USAF FLIGHT OPERATIONS BY TYPE OF ACTIVITY-FY 1957

TYPE OF ACTIVITY	FISCAL YEAR 1957					
	WORLDWIDE		CONTINENTAL		OVERSEAS	
	HOURS FLOWN	AVERAGE AIRCRAFT ON HAND	HOURS FLOWN	AVERAGE AIRCRAFT ON HAND	HOURS FLOWN	AVERAGE AIRCRAFT ON HAND
<u>TOTAL</u>	<u>8,501,548</u>		<u>6,756,663</u>		<u>1,744,885</u>	
<u>OPERATING ACTIVE</u>	<u>8,397,226</u>	<u>18,279</u>	<u>6,737,968</u>	<u>14,040</u>	<u>1,659,258</u>	<u>4,239</u>
Administrative	66,405	98	38,280	58	28,125	40
Operational Support	1,253,493	2,179	993,807	1,764	259,686	415
Primary Tactical Unit	2,824,317	8,617	1,824,504	5,542	999,813	3,075
Tactical Unit Support	338,968	747	224,002	470	114,966	277
Student Training	2,691,661	4,380	2,691,661	4,380	-	-
MATS - Transport	613,900	406	546,673	360	67,227	46
MATS - Air Evacuation	31,004	28	31,004	28	-	-
Combat Crew Training	13,896	48	8,954	24	4,942	24
Test	18,963	410	18,963	410	-	-
Test Support	92,268	354	91,916	353	352	1
Special Mission	452,351	1,012	268,204	651	184,147	361
<u>NON-OPERATING ACTIVE</u>	<u>99,912</u>	<u>2,179</u>	<u>14,372</u>	<u>1,478</u>	<u>85,540</u>	<u>701</u>
Command Support	11,529	1,730	9,500	1,345	2,029	385
MAP Aircraft	76,044	279	2,255	45	73,789	234
Other	12,339	170	2,617	88	9,722	82
INACTIVE	4,410		4,323		87	

Source: Operations Statistics Division, Directorate of Statistical Services, Comptroller of the Air Force.

TABLE II - USAF FLIGHT OPERATIONS BY TYPE OF ACTIVITY-QUARTERLY-FY 1957

	FIRST QUARTER FISCAL YEAR 1957		SECOND QUARTER FISCAL YEAR 1957		THIRD QUARTER FISCAL YEAR 1957		FOURTH QUARTER FISCAL YEAR 1957	
	HOURS FLOWN	AVERAGE AIRCRAFT ON HAND	HOURS FLOWN	AVERAGE AIRCRAFT ON HAND	HOURS FLOWN	AVERAGE AIRCRAFT ON HAND	HOURS FLOWN	AVERAGE AIRCRAFT ON HAND
<u>WORLDWIDE TOTAL</u>	<u>2,407,526</u>	<u>20,743</u>	<u>2,076,522</u>	<u>20,182</u>	<u>2,091,288</u>	<u>19,910</u>	<u>1,926,212</u>	<u>19,763</u>
<u>OPERATING ACTIVE</u>	<u>2,367,348</u>	<u>18,388</u>	<u>2,048,873</u>	<u>17,899</u>	<u>2,065,932</u>	<u>17,758</u>	<u>1,915,073</u>	<u>17,840</u>
Administrative	17,057	99	16,817	97	16,915	96	15,616	99
Operational Support	342,914	2,158	313,947	2,178	320,587	2,201	276,045	2,180
Primary Tactical Unit	771,058	8,694	689,762	8,522	748,918	8,605	614,579	8,644
Tactical Unit Support	87,904	733	83,445	719	86,589	731	81,030	803
Student Training	821,080	4,669	636,309	4,408	596,464	4,247	637,808	4,198
MATS - Transport	158,535	404	158,994	410	151,900	405	144,471	406
MATS - Air Evacuation	8,603	28	7,473	27	7,284	26	7,644	32
Combat Crew Training	3,172	44	2,026	45	4,135	40	4,563	61
Test	5,268	108	4,334	98	4,683	101	4,678	104
Test Support	23,020	357	21,586	350	22,203	353	25,459	357
Special Mission	128,737	1,094	114,180	1,045	106,254	953	103,180	956
<u>NON-OPERATING ACTIVE</u>	<u>38,816</u>	<u>2,355</u>	<u>27,017</u>	<u>2,283</u>	<u>24,246</u>	<u>2,152</u>	<u>9,833</u>	<u>1,923</u>
Command Support	3,056	1,879	2,657	1,744	2,927	1,699	2,889	1,601
MAP Aircraft	32,277	362	21,178	359	18,422	284	4,167	108
Other	3,483	114	3,182	180	2,897	169	2,777	214
<u>INACTIVE</u>	<u>1,362</u>	<u>-</u>	<u>632</u>	<u>-</u>	<u>1,110</u>	<u>-</u>	<u>1,306</u>	<u>-</u>

TABLE II -USAF FLIGHT OPERATIONS BY TYPE OF ACTIVITY-QUARTERLY-FY 1957 (CONTINUED)

	FIRST QUARTER FISCAL YEAR 1957		SECOND QUARTER FISCAL YEAR 1957		THIRD QUARTER FISCAL YEAR 1957		FOURTH QUARTER FISCAL YEAR 1957	
	HOURS FLOWN	AVERAGE AIRCRAFT ON HAND	HOURS FLOWN	AVERAGE AIRCRAFT ON HAND	HOURS FLOWN	AVERAGE AIRCRAFT ON HAND	HOURS FLOWN	AVERAGE AIRCRAFT ON HAND
<u>OVERSEAS TOTAL</u>	<u>489,300</u>	<u>4,942</u>	<u>428,861</u>	<u>5,145</u>	<u>452,324</u>	<u>4,958</u>	<u>374,400</u>	<u>4,711</u>
<u>OPERATING ACTIVE</u>	<u>454,852</u>	<u>4,190</u>	<u>405,754</u>	<u>4,327</u>	<u>431,054</u>	<u>4,260</u>	<u>367,598</u>	<u>4,176</u>
Administrative	7,060	38	7,435	42	7,715	42	5,915	36
Operational Support	69,484	410	62,717	412	68,435	416	59,050	422
Primary Tactical Unit	276,638	2,996	243,838	3,166	261,899	3,111	217,438	3,026
Tactical Unit Support	31,804	287	28,277	268	30,789	278	24,096	274
Student Training	-	-	-	-	-	-	-	-
MATS - Transport	18,649	48	17,244	49	16,510	46	14,824	42
MATS - Air Evacuation	-	-	-	-	-	-	-	-
Combat Crew Training	2,576	40	1,495	41	268	10	603	6
Test	-	-	-	-	-	-	-	-
Test Support	352	5	-	-	-	-	-	-
Special Mission	48,289	366	44,748	349	45,438	357	45,672	370
<u>NON-OPERATING ACTIVE</u>	<u>34,380</u>	<u>752</u>	<u>23,089</u>	<u>818</u>	<u>21,269</u>	<u>698</u>	<u>6,802</u>	<u>535</u>
Command Support	387	376	571	419	671	397	400	350
MAP Aircraft	31,753	321	20,442	297	17,858	214	3,736	102
Other	2,240	55	2,076	102	2,740	87	2,666	83
<u>INACTIVE</u>	<u>68</u>	<u>-</u>	<u>18</u>	<u>-</u>	<u>1</u>	<u>-</u>	<u>-</u>	<u>-</u>

Source: Operations Statistics Division, Directorate of Statistical Services, Comptroller of the Air Force.

~~SECRET~~

TABLE II --USAF FLIGHT OPERATIONS BY TYPE OF ACTIVITY--QUARTERLY--FY 1957 (CONTINUED)

	FIRST QUARTER FISCAL YEAR 1957		SECOND QUARTER FISCAL YEAR 1957		THIRD QUARTER FISCAL YEAR 1957		FOURTH QUARTER FISCAL YEAR 1957	
	HOURS FLOWN	AVERAGE AIRCRAFT ON HAND	HOURS FLOWN	AVERAGE AIRCRAFT ON HAND	HOURS FLOWN	AVERAGE AIRCRAFT ON HAND	HOURS FLOWN	AVERAGE AIRCRAFT ON HAND
<u>CONTINENTAL U.S. TOTAL</u>	<u>1,918,226</u>		<u>1,647,661</u>		<u>1,638,964</u>		<u>1,551,812</u>	
<u>OPERATING ACTIVE</u>	<u>1,912,496</u>	<u>14,198</u>	<u>1,643,119</u>	<u>13,572</u>	<u>1,634,878</u>	<u>13,498</u>	<u>1,547,475</u>	<u>13,664</u>
Administrative	9,997	61	9,382	55	9,200	54	9,701	63
Operational Support	273,430	1,748	251,230	1,766	252,152	1,785	216,995	1,758
Primary Tactical Unit	494,420	5,698	445,924	5,356	487,019	5,494	397,141	5,618
Tactical Unit Support	56,100	446	55,168	451	55,800	453	56,934	529
Student Training	821,080	4,669	636,309	4,408	596,464	4,247	637,808	4,198
MATS - Transport	139,886	356	141,750	361	135,390	359	129,647	364
MATS - Air Evacuation	8,603	28	7,473	27	7,284	26	7,644	32
Combat Crew Training	596	4	531	4	3,867	30	3,960	55
Test	5,268	108	4,334	98	4,683	101	4,678	104
Test Support	22,668	352	21,586	350	22,203	353	25,459	357
Special Mission	80,448	728	69,432	696	60,816	596	57,508	586
<u>NON-OPERATING ACTIVE</u>	<u>4,436</u>	<u>1,603</u>	<u>3,928</u>	<u>1,465</u>	<u>2,977</u>	<u>1,454</u>	<u>3,031</u>	<u>1,388</u>
Command Support	2,669	1,503	2,086	1,325	2,256	1,302	2,489	1,251
MAP Aircraft	524	41	736	62	564	70	431	6
Other	1,243	59	1,106	78	157	82	111	131
<u>INACTIVE</u>	<u>1,294</u>	<u>-</u>	<u>614</u>	<u>-</u>	<u>1,109</u>	<u>-</u>	<u>1,306</u>	<u>-</u>

TABLE 12 -USAF FLIGHT OPERATIONS WORLDWIDE BY TYPE

TYPE AND MODEL	FIRST QUARTER FISCAL YEAR 1957			SECOND QUARTER FISCAL YEAR 1957		
	HOURS FLOWN	AVERAGE AIRCRAFT ON HAND	QUARTER UTILIZATION RATE (HOURS)	HOURS FLOWN	AVERAGE AIRCRAFT ON HAND	QUARTER UTILIZATION RATE (HOURS)
TOTAL	2,406,164	20,744		2,075,890	20,179	
OPERATING ACTIVE	2,367,348	18,388		2,048,873	17,898	
NON-OPERATING ACTIVE	38,816	2,356		27,017	2,281	
	OPERATING					
TOTAL	2,367,348	18,388	129	2,048,873	17,898	114
BOMBER	166,814	1,827	91	148,990	1,848	81
B-17	2,325	22	106	1,920	22	87
B-25	351	3	117	154	2	77
B-26	3,353	56	60	3,062	52	59
B-29	42	1	42	46	1	46
B-36	16,529	161	103	14,315	150	94
B-45	2,930	46	64	2,101	46	46
B-47	127,848	1,278	100	107,707	1,289	84
B-50	660	8	83	98	5	20
B-52	3,868	50	77	5,837	68	86
B-57	7,922	178	45	12,274	174	71
B-66	986	24	41	1,476	39	38
TANKERS	84,387	858	98	74,800	857	87
KB-29	9,792	111	88	8,121	101	80
KB-50	786	13	60	1,468	22	67
KC-97	73,809	734	101	65,211	734	89
KC-135	-	-	-	-	-	-
FIGHTERS	353,372	5,181	68	304,382	4,979	69
F-51	4	-	-	-	-	-
F-80	129	2	65	588	9	65
F-84 (Other)	31,594	394	80	13,690	164	83
F-84F	39,072	584	67	49,375	750	66
F-86 (Other)	72,194	1,129	64	61,463	1,063	58
F-86D	118,100	1,640	72	97,978	1,450	68
F-89	43,271	596	73	30,128	573	53
F-94	17,965	253	71	16,804	236	71
F-100	29,130	540	54	31,908	653	49
F-101	111	7	16	169	5	34
F-102	1,802	36	50	2,279	76	30
F-104	-	-	-	-	-	-
RECONNAISSANCE	106,241	936	114	101,459	936	108
RB-17	119	1	119	4	-	-
RB-25	141	2	71	173	2	86
RB-26	2,942	41	72	2,137	35	61
WB-26	799	8	100	891	8	111
RB-29	208	3	69	186	3	62
WB-29	4,103	13	316	1,098	5	220
GRB-36	93	1	93	-	-	-
RB-36	11,386	106	107	8,199	94	87
RB-45	976	11	89	599	12	50
RB-47	23,116	237	98	20,843	245	85
RB-50	3,453	28	123	3,312	32	104
WB-50	10,933	45	243	14,453	57	254
RB-52	207	3	69	177	3	59
RB-57	3,304	56	59	3,678	59	62
RB-66	2,467	46	54	2,437	57	43
WB-66	-	-	-	-	-	-
RC-45	1,856	14	133	1,873	13	144
RC-47	927	5	185	711	5	142
RC-121	23,063	61	378	25,637	64	400
TF-80	267	5	53	1,167	17	69
RF-84	15,102	234	65	12,831	209	61
RF-86	779	16	49	946	15	63
WT-33	-	-	-	107	1	107
RF-101	-	-	-	-	-	-
RF-100	-	-	-	-	-	-

AND MODEL OF AIRCRAFT—QUARTERLY—FISCAL YEAR 1957

THIRD QUARTER FISCAL YEAR 1957			FOURTH QUARTER FISCAL YEAR 1957			TYPE AND MODEL
HOURS FLOWN	AVERAGE AIRCRAFT ON HAND	QUARTER UTILIZATION RATE (HOURS)	HOURS FLOWN	AVERAGE AIRCRAFT ON HAND	QUARTER UTILIZATION RATE (HOURS)	
<u>2,090,178</u>	<u>19,907</u>		<u>1,924,906</u>	<u>19,767</u>		<u>TOTAL</u>
2,065,932	17,758		1,915,073	17,842		OPERATING ACTIVE
24,246	2,149		9,833	1,925		NON-OPERATING ACTIVE
A C T I V E						
<u>2,065,932</u>	<u>17,758</u>	<u>116</u>	<u>1,915,073</u>	<u>17,842</u>	<u>107</u>	<u>TOTAL</u>
175,207	1,857	94	132,948	1,908	70	BOMBER
1,634	20	82	1,507	17	85	B-17
235	2	118	317	3	106	B-25
3,242	49	66	2,552	42	61	B-26
40	1	40	75	1	75	B-29
16,240	136	119	6,987	131	53	B-36
2,848	41	69	2,054	41	50	B-45
125,113	1,298	96	92,024	1,293	71	B-47
62	4	16	23	2	12	B-50
9,893	104	95	10,761	119	90	B-52
13,584	157	87	13,857	216	64	B-57
2,316	45	51	2,791	43	65	B-66
82,359	871	95	63,398	862	74	TANKERS
6,863	98	70	3,781	63	60	KB-29
2,598	33	79	4,270	64	67	KB-50
72,898	740	99	54,991	733	75	KC-97
-	-	-	356	2	178	KC-135
<u>317,875</u>	<u>4,889</u>	<u>65</u>	<u>288,725</u>	<u>4,977</u>	<u>58</u>	FIGHTERS
-	-	-	-	-	-	F-51
1,185	21	56	347	20	17	F-80
11,334	147	77	7,525	117	64	F-84 (Other)
51,532	721	71	39,511	696	57	F-84F
63,393	948	67	63,672	1,038	61	F-86 (Other)
86,601	1,205	72	60,700	913	66	F-86D
36,071	568	64	36,569	571	64	F-89
15,521	209	74	12,328	168	73	F-94
46,849	901	52	58,011	1,177	49	F-100
98	6	16	391	10	39	F-101
5,186	161	32	9,564	263	36	F-102
105	2	53	107	4	27	F-104
<u>103,297</u>	<u>932</u>	<u>111</u>	<u>79,197</u>	<u>887</u>	<u>89</u>	RECONNAISSANCE
-	-	-	-	-	-	RB-17
212	2	106	165	2	83	RB-25
1,171	28	42	677	15	45	RB-26
449	7	64	216	6	36	WB-26
152	1	152	-	-	-	RB-29
136	1	136	76	1	76	WB-29
-	-	-	-	-	-	GRB-36
9,374	100	94	3,312	75	44	RB-36
742	11	67	211	11	19	RB-45
22,284	244	91	15,135	228	66	RB-47
3,762	31	121	3,698	27	137	RB-50
14,889	61	244	14,740	61	242	WB-50
66	1	66	42	1	42	RB-52
4,156	57	73	3,438	57	60	RB-57
3,215	76	42	4,529	116	39	RB-66
-	-	-	2	-	-	WB-66
1,241	12	103	1,642	15	109	RC-45
712	4	178	794	4	199	RC-47
25,222	59	427	18,948	59	321	RC-121
601	13	46	482	18	27	RF-80
13,827	210	66	10,080	170	59	RF-84
957	13	96	584	15	39	RF-86
129	1	129	154	1	154	WT-33
-	-	-	257	5	51	RF-101
-	-	-	15	-	-	RF-100

TABLE 12 -USAF FLIGHT OPERATIONS WORLDWIDE BY TYPE

TYPE AND MODEL	FIRST QUARTER FISCAL YEAR 1957			SECOND QUARTER FISCAL YEAR 1957		
	HOURS FLOWN	AVERAGE AIRCRAFT ON HAND	QUARTER UTILIZATION RATE (HOURS)	HOURS FLOWN	AVERAGE AIRCRAFT ON HAND	QUARTER UTILIZATION RATE (HOURS)
O P E R A T I N G						
SEARCH AND RESCUE	<u>33,855</u>	<u>293</u>	<u>116</u>	<u>28,833</u>	<u>287</u>	<u>100</u>
SA-16	16,249	121	134	12,846	116	111
SC-47	5,971	43	139	6,133	42	146
SC-54	4,920	38	129	4,427	37	120
SH-19	5,886	83	71	4,437	74	60
SH-21	829	8	104	990	18	55
CARGO	<u>605,740</u>	<u>3,290</u>	<u>184</u>	<u>585,756</u>	<u>3,283</u>	<u>178</u>
VB-17	505	4	126	50	1	50
VB-25	5,648	35	161	5,093	34	150
VB-26	334	2	167	181	2	91
C-45	81,599	603	135	73,791	587	126
C-46	296	4	94	255	3	85
C-47/53	168,859	908	186	155,991	901	173
C-54	74,312	271	274	71,128	270	263
C-97	20,050	50	401	20,948	56	374
XC-99	332	1	332	331	1	331
C-117	4,716	23	205	4,312	24	180
C-118	34,335	84	409	35,878	84	427
C-119	84,055	678	124	82,410	670	123
C-121	13,148	44	299	14,199	42	338
C-123	14,324	133	108	17,313	157	110
C-124	87,714	370	237	88,127	369	239
C-130	109	2	55	405	4	101
C-131	15,404	78	197	15,344	78	197
C-133	-	-	-	-	-	-
TRAINER	<u>937,096</u>	<u>5,276</u>	<u>178</u>	<u>766,253</u>	<u>5,185</u>	<u>148</u>
TB-17	384	4	96	405	5	81
TB-25	177,424	822	216	155,657	826	188
TB-26	12,149	134	97	11,443	148	77
TB-29	12,772	120	106	5,749	66	87
TB-45	616	17	36	989	18	55
TB-47	7,266	57	127	7,276	70	104
TB-50	1,367	17	80	1,172	18	65
TB-57	-	-	-	-	-	-
TC-45	10,147	78	130	9,062	79	115
TC-47	1,183	7	169	650	4	163
TC-54	1,016	7	145	1,108	8	139
TF-80	-	-	-	1,040	14	74
TF-86	2,338	37	63	1,931	36	54
TF-102	80	2	40	93	3	31
TL-19	514	5	103	356	4	89
TH-5	-	-	-	-	-	-
T-6	8,251	49	168	386	10	39
T-28	202,962	909	223	153,223	908	169
T-29	68,277	336	203	60,420	334	181
T-33	342,929	2,236	153	292,077	2,189	133
T-34	86,810	437	199	63,191	444	142
T-37	611	2	306	25	1	25
COMMUNICATIONS	<u>78,062</u>	<u>698</u>	<u>112</u>	<u>36,901</u>	<u>491</u>	<u>75</u>
L-5	-	-	-	-	-	-
L-17	188	7	27	247	13	19
L-19	43,030	192	224	6,932	31	224
L-20	15,621	160	98	13,154	153	86
L-21	719	37	19	-	6	-
L-23	-	-	-	-	-	-
L-26	1,434	15	96	1,008	14	72
L-27	-	-	-	-	-	-
H-5	612	24	26	582	24	24
H-13	3,573	49	73	3,079	43	72
H-19	7,287	115	63	6,671	112	60
H-21	5,580	99	56	5,227	95	55
H-32	-	-	-	1	-	-
H-34	18	-	-	-	-	-

AND MODEL OF AIRCRAFT—QUARTERLY—FISCAL YEAR 1957 (CONTINUED)

THIRD QUARTER FISCAL YEAR 1957			FOURTH QUARTER FISCAL YEAR 1957			TYPE AND MODEL
HOURS FLOWN	AVERAGE AIRCRAFT ON HAND	QUARTER UTILIZATION RATE (HOURS)	HOURS FLOWN	AVERAGE AIRCRAFT ON HAND	QUARTER UTILIZATION RATE (HOURS)	
ACTIVE						
<u>32,600</u>	<u>292</u>	<u>112</u>	<u>27,016</u>	<u>302</u>	<u>89</u>	SEARCH AND RESCUE
14,287	113	126	10,845	105	103	SA-16
7,695	53	145	6,631	69	96	SC-47
4,554	33	138	3,862	32	121	SC-54
4,819	74	65	4,663	77	61	SH-19
1,245	19	66	1,015	19	53	SH-21
<u>576,874</u>	<u>3,233</u>	<u>178</u>	<u>531,482</u>	<u>3,230</u>	<u>165</u>	CARGO
-	-	-	-	-	-	VB-17
4,843	32	151	4,579	34	135	VB-25
169	2	85	89	1	89	VB-26
70,297	581	121	63,814	590	108	C-45
238	2	119	46	2	23	C-46
158,507	894	177	141,438	884	160	C-47/53
68,192	266	256	59,602	272	219	C-54
19,572	52	376	16,940	55	308	C-97
213	1	213	-	1	-	KC-99
4,283	24	178	3,694	21	176	C-117
34,063	80	426	33,061	83	398	C-118
79,037	634	125	59,972	576	104	C-119
15,063	39	386	15,658	40	391	C-121
20,025	175	114	23,459	181	130	C-123
83,960	351	239	87,817	353	249	C-124
1,781	13	137	4,718	44	107	C-130
16,613	87	191	16,587	92	180	C-131
18	-	-	8	1	8	C-133
<u>743,777</u>	<u>5,192</u>	<u>143</u>	<u>754,631</u>	<u>5,167</u>	<u>146</u>	TRAINER
155	1	145	-	-	-	TB-17
146,681	823	178	139,977	823	170	TB-25
12,360	140	88	11,340	135	84	TB-26
4,441	48	93	2,710	36	75	TB-29
389	13	30	213	5	43	TB-45
8,769	94	93	10,540	100	105	TB-47
736	16	46	1,035	16	65	TB-50
8	-	-	93	2	47	TB-57
9,428	78	121	8,941	69	130	TC-45
392	2	196	161	1	161	TC-47
1,102	7	157	1,225	7	175	TC-54
3,052	36	85	3,671	37	99	TF-80
1,441	20	72	603	18	34	TF-86
241	9	27	656	17	39	TF-102
51	1	51	6	-	-	TL-19
6	-	-	-	-	-	TH-5
28	-	-	-	-	-	T-6
143,252	910	157	175,945	856	206	T-28
57,233	328	174	58,026	332	175	T-29
296,357	2,214	134	282,901	2,260	125	T-33
57,127	442	129	55,985	438	128	T-34
538	10	54	603	15	40	T-37
<u>32,446</u>	<u>464</u>	<u>70</u>	<u>36,296</u>	<u>485</u>	<u>75</u>	COMMUNICATIONS
-	-	-	12	-	-	L-5
364	7	52	989	18	55	L-17
7	1	7	15	1	15	L-19
13,296	151	87	14,380	154	93	L-20
-	-	-	-	-	-	L-21
-	-	-	46	-	-	L-23
723	13	56	1,280	12	107	L-26
-	-	-	292	2	146	L-27
628	22	29	432	20	22	H-5
2,752	43	64	3,619	45	80	H-13
7,474	107	70	7,360	108	68	H-19
7,196	119	60	7,867	123	64	H-21
6	1	6	4	2	2	H-32
-	-	-	-	-	-	-

TABLE 12 —USAF FLIGHT OPERATIONS WORLDWIDE BY TYPE

TYPE AND MODEL	FIRST QUARTER FISCAL YEAR 1957			SECOND QUARTER FISCAL YEAR 1957		
	HOURS FLOWN	AVERAGE AIRCRAFT ON HAND	QUARTER UTILIZATION RATE (HOURS)	HOURS FLOWN	AVERAGE AIRCRAFT ON HAND	QUARTER UTILIZATION RATE (HOURS)
OPERATING						
AERIAL TARGETS	1,781	29	61	1,499	32	47
QB-17	1,395	20	70	1,155	20	58
QP-80	386	9	43	344	12	29
NON-OPERATING						
TOTAL	38,816	2,356	16	27,017	2,281	12
BOMBER	693	124	6	465	106	4
B-17	-	-	-	-	3	-
B-25	-	-	-	1	1	1
B-26	484	40	12	194	12	16
B-29	-	2	-	-	2	-
B-36	1	1	1	-	-	-
B-45	88	8	11	83	2	42
B-47	36	27	1	94	29	3
B-50	19	12	2	16	7	2
B-52	4	1	4	-	1	-
B-57	61	32	2	77	49	2
B-66	-	1	-	-	-	-
TANKERS	428	47	9	706	41	17
KB-29	13	2	7	2	-	-
KB-50	243	3	81	551	8	69
KC-97	172	42	4	153	33	5
FIGHTERS	2,607	1,190	2	1,730	1,237	1
F-51	11	-	-	-	-	-
F-80	1	24	-	5	39	-
F-84 (Other)	250	87	3	87	88	1
F-84F	768	279	3	560	206	3
F-86 (Other)	720	371	2	498	362	1
F-86D	248	118	2	186	126	1
F-89	230	75	3	139	83	2
F-94	174	30	6	12	17	1
F-100	205	204	1	234	307	1
F-101	-	-	-	-	2	-
F-102	-	2	-	9	7	1
F-104	-	-	-	-	-	-
RECONNAISSANCE	1,001	112	9	924	184	5
RB-17	-	-	-	-	1	-
RB-26	174	6	29	167	7	24
WB-26	-	-	-	-	-	-
RB-29	-	-	-	-	-	-
WB-29	166	3	55	114	-	-
RB-36	-	-	-	-	1	-
RB-45	28	3	9	31	2	16
RB-47	-	1	-	2	1	2
RB-50	48	4	12	25	4	6
WB-50	284	3	95	220	3	73
RB-52	-	1	-	-	1	-
RB-57	13	8	2	22	9	2
RB-66	-	4	-	160	26	6
RC-45	1	1	1	1	2	1
RC-47	-	-	-	4	-	-
RC-121	55	4	14	31	4	8
RF-80	-	22	-	22	22	-
RF-84	232	52	4	145	101	1
RF-86	-	-	-	-	-	-
SEARCH AND RESCUE	579	31	19	480	25	19
SA-16	338	7	48	264	10	26
SB-17	-	3	-	-	-	-
SC-47	99	1	99	-	1	-
SC-54	1	1	1	-	1	-
SH-19	18	7	3	15	10	2
SH-21	123	12	10	201	3	67

AND MODEL OF AIRCRAFT—QUARTERLY—FISCAL YEAR 1957 (CONTINUED)

THIRD QUARTER FISCAL YEAR 1957			FOURTH QUARTER FISCAL YEAR 1957			TYPE AND MODEL
HOURS FLOWN	AVERAGE AIRCRAFT ON HAND	QUARTER UTILIZATION RATE (HOURS)	HOURS FLOWN	AVERAGE AIRCRAFT ON HAND	QUARTER UTILIZATION RATE (HOURS)	
ACTIVE						
1,497	28	53	1,380	24	58	<u>AERIAL TARGETS</u> QB-17 QF-80
1,015	17	60	955	15	64	
482	11	44	425	9	47	
ACTIVE						
24,246	2,149	11	9,833	1,925	5	<u>TOTAL</u>
523	119	4	955	83	12	<u>BOMBER</u>
-	3	-	1	1	1	B-17
-	1	-	2	-	-	B-25
73	13	6	34	5	7	B-26
1	2	1	2	2	1	B-29
-	-	-	-	-	-	B-36
-	-	-	108	-	-	B-45
105	30	4	148	33	4	B-47
8	3	3	-	1	-	B-50
-	1	-	18	2	9	B-52
336	66	5	642	38	17	B-57
-	-	-	-	1	-	B-66
690	46	10	242	42	6	<u>TANKERS</u>
-	-	-	1	1	1	KB-29
560	7	80	65	1	65	KB-50
130	39	3	176	40	4	KC-97
2,075	1,165	2	2,168	1,081	2	<u>FIGHTERS</u>
-	1	-	-	-	-	F-51
-	35	-	3	33	-	F-80
59	101	1	67	80	1	F-84 (Other)
399	199	2	702	230	3	F-84F
418	335	1	367	307	1	F-86 (Other)
377	126	3	248	123	2	F-86D
215	83	3	242	80	3	F-89
5	20	-	7	25	-	F-94
600	247	2	503	175	3	F-100
-	2	-	1	3	-	F-101
2	15	-	27	23	1	F-102
-	1	-	1	2	1	F-104
1,001	194	5	813	173	5	<u>RECONNAISSANCE</u>
-	-	-	-	-	-	RB-17
1	6	-	46	5	9	RB-26
7	1	7	-	-	-	WB-26
-	1	-	-	-	-	RB-29
79	-	-	-	1	3	WB-29
-	-	-	3	1	3	RB-36
-	-	-	-	-	-	RB-45
11	1	11	25	3	8	RB-47
79	2	40	96	2	48	RB-50
152	2	76	2	1	2	WB-50
-	2	-	10	2	5	RB-52
27	7	4	21	10	2	RB-57
538	44	12	491	35	14	RB-66
-	3	-	3	1	3	RC-45
-	-	-	-	-	-	RC-47
-	4	-	-	4	-	RC-121
-	22	-	-	13	-	RF-80
107	99	1	115	95	1	RP-84
-	-	-	1	1	1	RF-86
182	27	7	672	24	28	<u>SEARCH AND RESCUE</u>
169	9	19	545	8	68	SA-16
-	-	-	-	-	-	SB-17
1	4	-	-	9	7	SC-47
-	2	-	108	2	54	SC-54
5	11	-	10	7	1	SH-19
7	1	7	-	-	-	SH-21

TABLE 12 --USAF FLIGHT OPERATIONS WORLDWIDE BY TYPE

TYPE AND MODEL	FIRST QUARTER FISCAL YEAR 1957			SECOND QUARTER FISCAL YEAR 1957		
	HOURS FLOWN	AVERAGE AIRCRAFT ON HAND	QUARTER UTILIZATION RATE (HOURS)	HOURS FLOWN	AVERAGE AIRCRAFT ON HAND	QUARTER UTILIZATION RATE (HOURS)
NON - OPERATING						
CARGO	<u>9,810</u>	<u>245</u>	<u>40</u>	<u>7,534</u>	<u>185</u>	<u>41</u>
VB-17	-	2	-	1	2	1
VB-25	-	-	-	1	1	1
C-45	25	19	1	98	13	8
C-46	6	10	1	1	8	-
C-47/53	9,223	76	121	7,021	67	105
C-54	155	6	26	159	6	27
C-97	47	8	6	3	2	2
C-117	1	-	-	2	1	2
C-118	1	-	-	-	1	-
C-119	89	81	1	62	50	1
C-121	32	-	-	45	2	23
C-123	-	2	-	-	2	-
C-124	196	37	5	90	22	4
C-130	-	-	-	4	1	4
C-131	35	4	9	47	7	7
C-133	-	-	-	-	-	-
U-1A	-	-	-	-	-	-
TRAINERS	<u>21,161</u>	<u>470</u>	<u>45</u>	<u>14,772</u>	<u>385</u>	<u>38</u>
TB-17	3	7	-	1	5	-
TB-25	38	19	2	19	16	1
TB-26	39	7	6	43	6	7
TB-29	142	7	20	682	15	45
TB-45	18	2	9	1	-	-
TB-47	1	1	-	5	1	5
TB-50	7	4	2	8	7	1
TC-45	-	-	-	-	-	-
TC-46	5	3	2	-	-	-
TC-47	-	-	-	-	-	-
TF-80	-	-	-	-	-	-
TF-86	-	-	-	-	-	-
TH-5	-	1	-	1	1	1
MK-4	8,629	115	75	5,719	105	54
LT-6	-	-	-	-	-	-
TL-19	-	-	-	-	-	-
T-6	104	17	6	14	20	1
T-11	-	81	-	-	-	-
T-28	-	3	-	7	7	1
T-29	43	2	22	4	1	4
T-33	12,133	201	60	8,268	201	41
T-34	-	-	-	-	-	-
T-37	-	-	-	-	-	-
TF-102	-	-	-	-	-	-
LIAISON	<u>2,430</u>	<u>64</u>	<u>38</u>	<u>304</u>	<u>35</u>	<u>9</u>
L-4	-	1	-	3	1	3
L-5	-	1	-	-	-	-
L-16	1	4	-	-	2	-
L-17	-	10	-	1	9	-
L-18	2,412	26	93	249	9	28
L-19	-	3	-	-	-	-
L-20	10	12	1	46	9	5
L-21	7	7	1	5	3	2
L-23	-	-	-	-	-	-
L-26	-	-	-	-	-	-
L-27	-	-	-	-	-	-
L-28	-	-	-	-	2	-
HELICOPTER	<u>88</u>	<u>64</u>	<u>1</u>	<u>75</u>	<u>74</u>	<u>1</u>
H-5	1	2	-	-	2	-
H-13	-	4	-	-	-	-
H-19	12	12	1	14	9	2
H-21	75	31	2	61	60	1
H-23	-	1	-	-	1	-
H-32	-	-	-	-	-	-
H-34	-	14	-	-	2	-

AND MODEL OF AIRCRAFT—QUARTERLY—FISCAL YEAR 1957 (CONTINUED)

THIRD QUARTER FISCAL YEAR 1957			FOURTH QUARTER FISCAL YEAR 1957			TYPE AND MODEL
HOURS FLOWN	AVERAGE AIRCRAFT ON HAND	QUARTER UTILIZATION RATE (HOURS)	HOURS FLOWN	AVERAGE AIRCRAFT ON HAND	QUARTER UTILIZATION RATE (HOURS)	
ACTIVE						
<u>7,230</u>	<u>183</u>	<u>40</u>	<u>2,738</u>	<u>158</u>	<u>11</u>	CARGO
-	2	-	1	1	1	VB-17
1	1	1	2	-	1	VB-25
26	16	2	29	19	2	C-45
3	10	-	1	11	-	C-46
6,735	61	107	1,324	32	47	C-47/53
201	10	20	162	6	27	C-54
25	5	5	12	3	4	C-97
2	-	-	2	-	-	C-117
-	2	-	1	1	1	C-118
107	34	3	17	33	1	C-119
19	-	-	-	-	-	C-121
-	5	-	-	8	-	C-123
84	28	3	160	33	5	C-124
-	1	-	-	1	-	C-130
26	5	5	27	6	5	C-131
1	1	1	-	-	-	C-133
-	2	-	-	4	-	U-1A
<u>12,227</u>	<u>330</u>	<u>37</u>	<u>3,083</u>	<u>292</u>	<u>11</u>	TRAINERS
-	4	-	-	2	-	TB-17
120	15	8	114	14	8	TB-25
38	11	3	29	8	4	TB-26
1	4	-	136	3	45	TB-29
-	-	-	-	-	-	TB-45
1	1	1	7	2	3	TB-47
4	5	1	2	4	1	TB-50
-	-	-	-	1	-	TC-45
-	-	-	-	-	-	TC-46
3	1	3	-	-	-	TC-47
1	-	-	1	2	1	TF-80
-	1	-	-	1	-	TF-86
1	1	1	-	-	-	TH-5
3,507	63	56	-	47	-	MK-4
-	3	-	24	56	-	LT-6
-	-	-	-	-	-	TL-19
1	21	-	-	11	-	T-6
-	-	-	-	-	-	T-11
4	5	1	2	2	1	T-28
10	3	3	7	3	2	T-29
8,532	192	44	2,759	134	21	T-33
2	-	-	1	1	1	T-34
2	-	-	1	1	1	T-37
-	-	-	1	1	1	TF-102
<u>229</u>	<u>16</u>	<u>14</u>	<u>101</u>	<u>15</u>	<u>7</u>	LIAISON
-	-	-	-	-	-	L-4
-	1	-	-	-	-	L-5
1	7	-	21	7	3	L-16
-	-	-	-	-	-	L-17
-	-	-	-	-	-	L-18
228	7	33	72	4	18	L-19
-	-	-	-	-	-	L-20
-	1	-	-	3	-	L-21
-	-	-	1	-	-	L-23
-	-	-	7	1	7	L-26
-	-	-	-	-	-	L-27
-	-	-	-	-	-	L-28
<u>69</u>	<u>63</u>	<u>1</u>	<u>61</u>	<u>50</u>	<u>1</u>	HELICOPTER
1	3	-	-	3	-	H-5
-	1	-	-	1	-	H-13
20	11	2	14	12	1	H-19
48	47	1	47	34	1	H-21
-	-	-	-	-	-	H-23
-	1	-	-	-	-	H-32
-	-	-	-	-	-	H-34

TABLE 12 --USAF FLIGHT OPERATIONS WORLDWIDE BY TYPE

TYPE AND MODEL	FIRST QUARTER FISCAL YEAR 1957			SECOND QUARTER FISCAL YEAR 1957		
	HOURS FLOWN	AVERAGE AIRCRAFT ON HAND	QUARTER UTILIZATION RATE (HOURS)	HOURS FLOWN	AVERAGE AIRCRAFT ON HAND	QUARTER UTILIZATION RATE (HOURS)
NON - OPERATING						
AERIAL TARGETS	19	2	2	27	2	3
QB-17	1	7	-	4	6	1
QF-80	18	2	9	23	3	8

AND MODEL OF AIRCRAFT—QUARTERLY—FISCAL YEAR 1957 (CONTINUED)

THIRD QUARTER FISCAL YEAR 1957			FOURTH QUARTER FISCAL YEAR 1957			TYPE AND MODEL
HOURS FLOWN	AVERAGE AIRCRAFT ON HAND	QUARTER UTILIZATION RATE (HOURS)	HOURS FLOWN	AVERAGE AIRCRAFT ON HAND	QUARTER UTILIZATION RATE (HOURS)	
A C T I V E						
20 4 16	6 3 3	3 1 5	- - -	7 3 4	- - -	AERIAL TARGETS QB-17 QF-80

Source: Operations Statistics Division, Directorate of Statistical Services, Comptroller of the Air Force.

TABLE 13 SUMMARY OF USAF FLYING HOURS—WORLDWIDE BY TYPE OF ACTIVITY—FISCAL YEARS 1950—1957

TYPE OF ACTIVITY	FY 1950	FY 1951	FY 1952	FY 1953	FY 1954	FY 1955	FY 1956	FY 1957
<u>TOTAL</u>	<u>3,667,293</u> a/	<u>5,215,763</u>	<u>7,104,915</u>	<u>8,174,496</u>	<u>8,104,296</u>	<u>8,940,009</u>	<u>8,996,324</u>	<u>8,501,548</u>
<u>OPERATING ACTIVE</u>	<u>3,638,200</u>	<u>5,182,299</u>	<u>7,061,631</u>	<u>8,071,316</u>	<u>8,020,927</u>	<u>8,856,007</u>	<u>8,883,356</u>	<u>8,397,226</u>
Administrative	102,095	164,214	94,305	42,050	42,140	48,283	61,078	66,405
Operational Support . . .	1,147,324	1,206,118	1,339,811	1,271,358	989,175	1,284,750	1,358,508	1,253,493
Primary Tactical Unit . .	947,011	1,822,435	2,237,396	2,305,967	2,495,002	2,791,759	2,921,193	2,824,317
Tactical Unit Support . .	8,040	131,945	225,297	293,884	333,712	358,572	325,682	338,968
Student Training	944,073	1,133,506	2,342,528	3,277,632	3,223,127	3,277,940	3,015,868	2,691,661
MATS - Transport	186,289	297,839	337,538	318,962	371,236	519,982	581,383	613,900
MATS - Air Evacuation . .	-	24,719	51,335	48,894	47,051	41,978	37,128	31,004
Combat Crew Training . .	-	112,642	62,049	61,335	50,003	4,377	4,307	13,896
Test	58,908	71,886	78,137	81,688	76,143	22,646	19,082	18,963
Test Support	6,623	19,501	30,896	54,600	61,661	94,111	95,050	92,268
Special Mission	224,104	197,494	262,339	314,946	331,677	411,609	464,077	452,351
<u>NON-OPERATING ACTIVE</u> . . .	<u>14,978</u>	<u>18,522</u>	<u>24,730</u>	<u>84,786</u>	<u>57,644</u>	<u>53,411</u>	<u>102,983</u>	<u>99,912</u>
Command Support	10,471	6,527	13,477	10,363	11,036	8,762	57,618	11,529
Project	4,507	11,995	11,253	2,495	899	1,197	30	-
Enroute	-	-	-	29,018	27,621	26,419	14,007	-
MAP Aircraft	-	-	-	42,910	18,088	17,033	31,328	76,044
Other	-	-	-	-	-	-	-	12,339
<u>INACTIVE</u>	<u>14,115</u>	<u>14,942</u>	<u>18,554</u>	<u>18,394</u>	<u>25,725</u>	<u>30,591</u>	<u>9,985</u>	<u>4,410</u>

NOTE: Prior to 1953 Student Training was Flying and Technical Training.
 Prior to 1954 Operational Support was Minimum Individual Training.
 Prior to 1954 Primary Tactical Unit was Unit Training.

a/ 13,733 hours flown for 1st and 3rd quarters by CAP and Inspector General, not included in total hours flown.

Source: Operations Statistics Division, Directorate of Statistical Services, Comptroller of the Air Force.

TABLE 14 - SUMMARY OF HOURS FLOWN BY USAF AIRCRAFT BY TYPE AND MODEL - FISCAL YEARS 1950 - 1957

TYPE AND MODEL	FY 1950	FY 1951	FY 1952	FY 1953	FY 1954	FY 1955	FY 1956	FY 1957
TOTAL	3,667,293	5,215,763	7,104,915	8,174,496	8,104,296	8,940,009	8,996,324	8,501,548
OPERATING ACTIVE	3,638,200	5,182,299	7,061,631	8,114,226	8,039,015	8,873,040	8,914,684	8,397,226
NON-OPERATING ACTIVE	14,978	18,522	24,730	41,876	39,556	36,378	71,655	99,912
INACTIVE	14,115	14,942	18,554	18,394	25,725	30,591	9,985	4,410
TOTAL OPERATING ACTIVE	3,638,200	5,182,299	7,061,631	8,114,226	8,039,015	8,873,040	8,914,684	8,397,226
Bomber	268,898	462,268	634,497	661,090	595,422	556,092	578,611	623,959
B-17	8,133	8,329	6,967	9,224	26,290	8,137	8,406	7,386
B-25	2,257	1,745	1,990	2,324	16,176	1,759	1,890	1,057
B-26	36,013	131,033	192,717	195,606	124,797	91,431	35,272	12,209
B-29	154,560	218,411	276,752	256,953	122,353	35,866	11,246	203
B-36	9,920	23,544	38,703	50,715	72,574	78,714	80,516	54,071
B-45	6,067	6,869	11,602	9,453	10,603	10,077	10,077	9,933
B-47	-	907	12,316	40,862	155,380	293,597	392,445	452,692
B-50	51,948	71,397	93,449	95,875	67,001	27,977	2,408	843
B-52	-	-	-	-	-	-	7,685	30,359
B-57	-	-	-	-	248	7,937	27,673	47,637
B-66	-	-	-	-	-	-	976	7,569
JD-1	-	33	1	78	-	-	-	-
B-51	-	-	-	-	-	-	17	-
Tanker	14,223	40,911	73,536	101,319	158,400	256,841	290,669	304,944
KB-29	14,223	40,708	59,586	58,225	35,232	36,294	36,860	28,557
KB-50	-	-	-	-	-	-	230	9,122
KC-97	-	203	13,950	43,094	123,132	220,547	253,579	266,909
KC-119	-	-	-	-	36	-	-	-
KC-135	-	-	-	-	-	-	-	356
Fighter	368,495	805,216	1,039,644	1,199,014	1,264,104	1,315,341	1,347,008	1,264,354
FH-1	-	-	-	-	-	137	-	-
F-24	4	15	36	-	-	-	-	-
F-47	24,998	29,153	43,755	18,608	140	-	-	-
F-51	57,116	189,668	253,934	151,691	12,611	-	-	4
F-61	3,319	-	-	-	-	-	-	-
F-80	122,325	228,784	196,642	176,110	49,730	2,231	413	2,249
F-82	27,004	22,892	7,059	1,409	482	-	-	-
F-82F/G/H	11,233	-	-	-	-	-	-	-
F-84 (Other)	75,861	196,933	266,604	388,525	354,298	191,075	95,792	64,143
F-84F	-	-	-	-	11,548	101,013	180,418	179,490
F-86 (Other)	46,382	113,732	155,488	303,930	467,287	448,261	340,515	260,722
F-86D	-	-	-	-	173,181	363,627	465,829	363,379
F-89	-	865	6,466	6,127	33,809	89,667	142,417	146,039
F-94	253	23,174	109,600	152,614	160,968	114,634	72,903	62,618
F-100	-	-	-	-	18	4,542	46,546	165,898
F-101	-	-	-	-	-	-	977	769
F-102	-	-	-	-	-	65	1,108	18,831
MIG-15	-	-	-	-	32	63	23	-
P2V-5	-	-	-	-	-	26	-	-
FV7	-	-	-	-	-	-	67	-
F-104	-	-	-	-	-	-	-	212

TABLE 14 - SUMMARY OF HOURS FLOWN BY USAF AIRCRAFT BY TYPE AND MODEL - FISCAL YEARS 1950 - 1957 (CONTINUED)

TYPE AND MODEL	FY 1950	FY 1951	FY 1952	FY 1953	FY 1954	FY 1955	FY 1956	FY 1957
Cargo	<u>1,374,445</u>	<u>1,844,877</u>	<u>2,177,170</u>	<u>1,991,584</u>	<u>1,971,545</u>	<u>2,295,143</u>	<u>2,363,693</u>	<u>2,299,852</u>
C-45	199,195	201,915	230,082	264,391	285,042	349,760	337,057	289,501
C-46	24,159	85,983	178,304	121,453	94,450	55,888	13,333	835
C-47/53	656,762	844,576	980,616	871,593	743,304	737,540	701,469	624,795
C-54	305,750	432,768	451,227	326,624	322,033	339,918	298,589	273,234
C-64	763	234	-	-	-	-	-	-
C-74	9,406	15,589	19,505	12,313	10,411	7,305	2,134	-
C-82	59,090	50,894	38,484	23,476	4,942	3,401	-	-
C-97	7,489	55,755	77,503	64,616	56,122	64,873	70,563	77,510
C-99	-	-	-	-	-	-	652	876
C-117	8,652	9,015	7,198	7,674	12,170	17,264	16,112	17,005
C-118	437	341	305	7,653	21,417	43,535	106,319	137,337
C-119	12,848	69,585	92,804	141,523	232,020	281,413	327,430	305,474
C-121	12,025	10,286	6,654	6,878	6,922	7,901	29,512	58,068
C-122	-	1,641	2,167	1,707	2,739	4,421	495	-
C-123	-	-	-	-	64	690	23,294	75,121
C-124	118	14,473	49,435	104,146	179,216	311,383	347,653	347,618
C-125	-	111	127	5	-	-	-	-
C-129	-	56	-	-	-	-	-	-
C-130	-	-	-	-	-	-	-	61
C-131	-	-	-	-	703	34,371	61,370	7,013
VB-17	19,222	17,384	16,863	15,325	-	16,322	4,971	555
VB-25	51,244	29,530	24,188	20,913	-	16,582	19,925	20,163
VB-26	7,285	4,740	1,708	1,285	-	656	663	773
VB-29	-	1	-	9	-	1,920	2,091	-
C-133	-	-	-	-	-	-	-	26
Trainer	<u>1,430,256</u>	<u>1,754,093</u>	<u>2,707,771</u>	<u>3,574,606</u>	<u>3,386,329</u>	<u>3,659,706</u>	<u>3,481,543</u>	<u>3,201,757</u>
TB-17	14,541	9,749	9,680	10,771	9,021	4,637	1,493	934
TB-25	372,943	444,494	498,839	566,962	485,668	612,604	650,611	619,739
TB-26	38,388	50,205	89,140	100,300	89,869	77,914	50,957	47,292
TB-29	2,427	11,310	25,537	41,385	44,846	43,928	58,947	25,672
TB-45	-	-	-	1,233	1,551	2,689	2,854	2,207
TB-47	-	-	-	1,671	14,326	22,675	27,482	33,851
TB-50	-	609	5,873	16,676	25,200	15,896	4,031	4,310
TC-45	-	-	718	36,703	41,113	45,422	35,673	37,578
TC-46	11	12,351	351	-	-	-	-	-
TC-47	47,106	47,619	51,077	48,939	35,507	26,036	10,803	2,386
TC-54	-	-	2,216	5,896	6,431	5,355	5,489	4,451
TF-47	-	385	384	29	-	-	-	-
TF-51	41,983	38,866	62,124	43,926	7,396	-	13	-
TF-80	18,384	25,774	20,974	16,406	302	-	-	7,763
TF-86	-	-	-	-	-	1,652	2,180	6,313
TF-102	-	-	-	-	-	-	-	1,070
TL-19	-	-	-	-	-	-	-	927
TH-5	81	143	48	184	93	59	-	6
T-2	-	50	-	-	-	-	-	-
T-6	841,201	844,511	1,402,126	1,525,492	1,059,551	863,110	353,342	8,665
T-7	27,349	33,017	69,933	57,369	11,832	4,780	741	-

TABLE 14 --SUMMARY OF HOURS FLOWN BY USAF AIRCRAFT BY TYPE AND MODEL--FISCAL YEARS 1950 - 1957 (CONTINUED)

TYPE AND MODEL	FY 1950	FY 1951	FY 1952	FY 1953	FY 1954	FY 1955	FY 1956	FY 1957
Trainer (Cont'd)								
T-11	2,192	29,989	143,113	111,420	29,475	6,049	1,760	-
T-28	740	111,675	117,388	291,978	442,558	477,285	581,957	675,382
T-29	773	16,132	13,458	79,691	148,239	224,104	224,566	243,956
T-33	22,137	75,569	190,904	616,730	924,924	1,123,265	1,214,593	1,214,264
T-34	-	836	2,009	554	8,427	96,222	239,885	263,113
T-35	-	809	1,879	291	-	-	-	-
T-37	-	-	-	-	-	-	34	1,777
MK-4	-	-	-	-	-	6,024	3,449	-
LT-6	-	-	-	-	-	-	10,683 a/	-
TB-57	-	-	-	-	-	-	-	101
Communications	53,026	69,341	134,832	252,438	282,311	301,322	319,612	183,705
L-4	56	-	-	-	-	-	-	-
L-5	14,074	14,155	20,011	24,366	8,692	1,843	270	12
L-13	7,684	10,921	11,402	4,272	3,059	69	-	-
L-15	93	20	-	-	-	-	-	-
L-16	14,182	22,706	53,603	3,255	76	-	-	-
L-17	1	67	104	35	13	-	276	1,788
L-18	-	-	-	-	-	6	65	-
L-19	-	180	188	103	21,113	35,302	105,619	49,984
L-20	-	366	3,715	41,560	61,304	60,287	57,661	56,451
L-21	-	-	2,571	99,689	87,803	85,859	54,010	719
L-23	-	-	-	92	150	-	-	46
L-26	-	-	-	-	-	-	3,795	4,445
LC-126	3,154	2,990	1,391	786	-	-	-	-
LT-6	-	-	14,799	36,076	19,829	14,809	- a/	-
L-27	-	-	-	-	-	-	-	292
H-5	11,347	13,453	13,830	11,860	6,228	3,430	2,460	2,254
H-6	125	-	-	-	-	-	-	-
H-12	-	-	400	198	19	-	-	-
H-13	2,307	2,919	7,112	15,143	33,024	34,668	36,282	13,023
H-18	-	66	126	82	70	-	-	-
H-19	3	664	3,119	14,007	39,719	60,908	41,138	28,792
H-21	-	-	-	274	948	4,026	17,542	25,870
H-23	-	816	2,374	329	193	5	-	-
H-24	-	18	87	1	-	-	-	-
H-25	-	-	-	310	71	-	-	-
H-32	-	-	-	-	-	-	-	11
H-34	-	-	-	-	-	110	494	18
Glider	1,610	265	21	-	-	-	-	-
G-4	53	-	-	-	-	-	-	-
G-15	1,465	237	21	-	-	-	-	-
G-18	92	28	-	-	-	-	-	-

TABLE 14 - SUMMARY OF HOURS FLOWN BY USAF AIRCRAFT BY TYPE AND MODEL - FISCAL YEARS 1950 - 1957 (CONTINUED)

TYPE AND MODEL	FY 1950	FY 1951	FY 1952	FY 1953	FY 1954	FY 1955	FY 1956	FY 1957
Aerial Target	691	5,874	4,823	4,504	6,655	8,128	6,157	6,157
Q-14	558	358	360	62	52	3	-	-
QB-17	81	4,990	4,078	3,457	4,223	5,437	4,882	4,520
QP-80	52	-	2	694	2,220	2,686	1,253	1,637
QT-24	-	8	1	-	-	-	-	-
QT-33	-	518	382	291	160	2	-	-
QB-26	-	-	-	-	-	-	22	-
TOTAL NON-OPERATING ACTIVE	14,978	18,522	24,730	41,876	39,556	36,378	71,655	99,912
Bomber	1,845	6,917	9,543	9,582	6,213	4,445	3,638	2,636
B-17	23	124	54	11	170	19	22	1
B-25	42	13	74	5	5	3	1	3
B-26	236	4,582	6,776	5,958	1,404	388	1,510	785
B-29	1,343	1,879	1,881	3,016	4,183	3,188	314	3
B-36	99	22	13	53	51	54	67	1
B-45	5	13	266	3	200	402	516	279
B-47	-	-	-	100	174	56	123	383
B-50	97	284	479	436	26	63	42	43
B-52	-	-	-	-	-	-	-	22
B-57	-	-	-	-	-	272	1,043	1,116
Tanker	93	284	63	49	500	287	700	2,066
KB-29	93	284	51	46	300	113	62	16
KC-97	-	-	12	3	200	174	638	631
KB-50	-	-	-	-	-	-	-	1,419
Fighter	1,419	2,019	4,344	10,373	12,062	10,450	9,778	8,580
F-47	173	22	117	81	31	-	-	-
F-51	142	481	782	465	230	49	7	11
F-80	806	890	332	393	307	65	12	9
F-82 (Other)	76	41	11	-	-	-	-	-
F-82F/G/H	32	-	-	-	-	-	-	-
F-84F	-	-	-	-	2	513	1,953	2,429
F-84 (Other)	167	450	2,617	6,821	1,670	1,115	886	463
F-86D	-	-	-	-	238	1,278	743	1,059
F-86 (Other)	23	99	366	2,110	7,616	4,935	3,632	2,003
F-89	-	-	-	164	1,049	2,132	1,294	826
F-94	-	36	119	339	919	362	925	198
F-100	-	-	-	-	-	-	321	1,542
F-101	-	-	-	-	-	-	3	1
F-102	-	-	-	-	-	1	2	38
F-104	-	-	-	-	-	-	-	1

TABLE 14 --SUMMARY OF HOURS FLOWN BY USAF AIRCRAFT BY TYPE AND MODEL--FISCAL YEARS 1950 - 1957 (CONTINUED)

TYPE AND MODEL	FY 1950	FY 1951	FY 1952	FY 1953	FY 1954	FY 1955	FY 1956	FY 1957
Reconnaissance	<u>665</u>	<u>1,492</u>	<u>1,001</u>	<u>2,326</u>	<u>2,456</u>	<u>1,819</u>	<u>2,618</u>	<u>3,739</u>
RB-17	210	11	9	3	3	4	-	-
RB-25	-	4	2	-	1	-	-	-
RB-26	3	456	469	489	910	178	151	388
RB-29	154	93	113	284	81	61	6	-
RB-36	-	20	124	50	56	76	3	3
RB-45	-	-	3	82	23	45	111	59
RB-47	-	-	-	-	-	17	11	38
RB-50	7	77	24	141	200	672	241	248
RB-52	-	-	-	-	-	-	-	10
RB-57	-	-	-	-	3	211	415	83
RB-66	-	-	-	-	-	-	21	1,189
RF-51	5	78	93	83	5	-	-	2
RF-80	89	256	32	71	426	-	47	-
RF-84	-	-	-	-	-	22	748	599
RF-86	-	-	8	11	18	40	19	1
RC-45	190	27	1	4	40	6	10	5
RC-47	16	4	-	4	1	-	5	4
RC-54	1	1	-	-	24	-	-	-
RC-121	-	-	-	-	-	2	73	86
WB-26	-	-	-	-	7	7	25	7
WB-29	-	465	123	1,104	658	402	346	359
WB-50	-	-	-	-	-	-	364	658
RT-33	-	-	-	-	-	74	22	-
Search and Rescue	<u>103</u>	<u>358</u>	<u>657</u>	<u>959</u>	<u>2,639</u>	<u>1,994</u>	<u>813</u>	<u>1,913</u>
A-10	16	-	-	-	-	-	-	-
SA-10	10	12	5	4	-	-	-	-
SA-16	3	122	226	491	2,167	1,726	505	1,316
SB-17	40	120	120	13	4	10	1	-
SB-29	34	60	305	383	448	220	2	-
SC-47	-	44	1	63	7	38	179	109
SC-54	-	-	-	5	12	-	45	109
SH-5	-	-	-	-	1	-	-	-
SH-19	-	-	-	-	-	-	10	48
SH-21	-	-	-	-	-	-	71	331
Cargo	<u>5,160</u>	<u>5,719</u>	<u>6,349</u>	<u>12,608</u>	<u>7,820</u>	<u>13,946</u>	<u>22,245</u>	<u>26,312</u>
C-45	593	620	518	320	164	128	191	178
C-46	386	23	553	366	97	29	9	11
C-47/53	2,898	3,422	2,592	2,574	3,093	960	15,862	24,303
C-54	702	1,010	1,929	3,621	953	715	744	677
C-74	26	3	-	11	23	16	6	-
C-82	195	51	107	104	29	-	-	-
C-97	17	4	25	96	32	62	164	87
C-117	11	38	13	10	8	10	37	7
C-118	4	10	1	-	-	-	1	2
C-119	-	231	47	4,351	3,128	10,987	2,073	275

TABLE 14 - SUMMARY OF HOURS FLOWN BY USAF AIRCRAFT BY TYPE AND MODEL - FISCAL YEARS 1950 - 1957 (CONTINUED)

TYPE AND MODEL	FY 1950	FY 1951	FY 1952	FY 1953	FY 1954	FY 1955	FY 1956	FY 1957
Cargo (Cont'd)								
C-122	-	-	-	2	1	5	-	-
C-123	-	-	-	-	-	1	1,997	-
C-124	-	-	447	763	292	943	1,060	530
C-125	-	196	-	-	-	-	-	-
C-129	-	6	4	-	-	-	-	-
C-131	-	-	-	-	-	38	54	135
VB-17	27	47	78	243	-	46	42	2
VB-25	206	57	32	145	-	6	5	4
VB-26	95	1	3	-	-	-	-	-
VB-29	-	-	-	2	-	-	-	-
C-121	-	-	-	-	-	-	-	96
C-130	-	-	-	-	-	-	-	4
C-133	-	-	-	-	-	-	-	1
Trainer	5,335	1,322	2,307	5,279	6,812	2,587	29,325	51,243
TB-17	11	43	169	168	66	85	13	4
TB-25	591	405	611	910	237	119	99	291
TB-26	155	72	114	294	850	172	253	149
TB-29	21	133	123	238	239	83	1,146	961
TB-45	-	-	-	-	1	15	9	19
TB-47	-	-	-	-	30	82	54	13
TB-50	-	-	-	-	3	32	11	21
TC-45	-	-	-	5	2	7	6	-
TC-46	9	-	42	1	-	-	-	5
TC-47	34	40	7	11	7	12	4	3
TC-54	-	-	3	10	3	1	-	-
TF-51	158	140	95	61	38	-	-	-
TF-80	28	10	19	-	-	-	-	2
TH-5	-	-	-	-	-	-	1	2
T-6	3,608	229	116	178	774	241	76	119
T-7	241	97	184	410	5	-	-	-
T-11	369	7	373	32	13	2	1	-
T-28	-	-	88	96	106	56	22	13
T-29	-	-	-	-	67	35	108	64
T-33	110	146	348	2,085	4,129	1,645	19,079	31,692
T-34	-	-	-	-	-	-	-	2
T-37	-	-	-	-	-	-	-	3
MK-4	-	-	-	775	242	-	8,443	17,855
TF-47	-	-	15	5	-	-	-	-
TF-102	-	-	-	-	-	-	-	1
LT-6	-	-	-	-	-	-	-	24 8/

TABLE 14 - SUMMARY OF HOURS FLOWN BY USAF AIRCRAFT BY TYPE AND MODEL - FISCAL YEARS 1950 - 1957 (CONTINUED)

TYPE AND MODEL	FY 1950	FY 1951	FY 1952	FY 1953	FY 1954	FY 1955	FY 1956	FY 1957
<u>Communications</u>	<u>324</u>	<u>275</u>	<u>459</u>	<u>686</u>	<u>1,033</u>	<u>836</u>	<u>2,509</u>	<u>3,357</u>
L-4	30	37	50	57	22	42	17	5
L-5	43	135	264	115	104	64	29	-
L-13	243	30	20	17	32	-	-	-
L-16	-	-	1	120	137	160	96	1
L-17	-	-	-	-	3	4	-	23
L-18	-	-	-	-	-	-	1,368	2,661
L-27	-	-	-	-	-	-	-	7
L-19	-	-	-	55	78	24	15	-
L-26	-	-	-	-	-	-	-	1
L-20	-	-	16	138	200	47	55	356
L-21	-	-	-	2	-	-	5	12
L-23	-	-	-	109	235	9	-	-
L-126	-	11	14	-	-	-	-	-
LT-6	-	-	58	34	2	-	-	-
H-5	6	62	33	11	8	59	18	2
H-6	1	-	-	-	-	-	-	-
H-12	-	-	1	-	1	-	-	-
H-13	1	-	-	4	88	-	14	-
H-19	-	-	2	24	21	146	54	60
H-21	-	-	-	-	102	280	838	231
H-23	-	-	-	-	-	1	-	-
<u>Aerial Target</u>	<u>34</u>	<u>136</u>	<u>7</u>	<u>14</u>	<u>21</u>	<u>14</u>	<u>29</u>	<u>66</u>
QB-17	22	135	2	1	3	9	4	9
Q-14	12	-	-	-	-	-	-	-
QF-80	-	-	-	13	18	5	25	57
QT-33	-	1	5	-	-	-	-	-

a/ LT-6's were carried as communication aircraft from 1952 thru 1955. During 1956, LT-6's are carried as trainers.
 Source: Operations Statistics Division, Directorate of Statistical Services, Comptroller of the Air Force.

TABLE 15 -USAF AIRCRAFT HOURS FLOWN - BY COMMAND - FY 1957


COMMAND	FISCAL YEAR 1957												
	TOTAL	JUL 1956	AUG	SEP	OCT	NOV	DEC	JAN 1957	FEB	MAR	APR	MAY	JUN
<u>TOTAL USAF</u>	8,501,548	806,046	837,510	763,970	809,191	694,123	573,208	658,078	668,258	764,952	643,767	672,480	609,965
<u>TOTAL CONTINENTAL U.S.</u>	6,756,663	639,615	672,111	606,500	647,549	554,511	445,601	512,004	526,550	600,410	509,064	547,216	495,532
Air Academy	22,523	1,871	1,906	1,604	1,608	1,727	1,713	1,637	2,022	2,227	1,905	2,315	1,988
Air Defense	744,592	67,516	69,406	67,486	69,842	59,804	55,335	60,463	59,770	70,338	49,469	56,237	58,926
Air Materiel	183,205	18,038	17,397	16,504	16,559	14,621	14,671	14,363	14,993	18,542	11,997	12,064	13,456
Air Proving Ground	56,773	4,859	5,302	4,822	4,871	4,702	4,083	4,573	4,710	4,652	4,874	4,975	4,350
Air Research and Development	180,045	14,065	15,101	14,288	14,955	13,322	13,824	13,301	13,693	17,197	16,136	17,831	16,332
Air Training	2,864,126	294,170	313,112	265,177	280,962	245,935	150,730	199,576	210,049	227,171	212,377	238,159	226,708
Air University	80,463	5,523	6,616	6,967	8,451	7,904	5,838	6,717	7,905	8,005	4,997	6,445	5,005
Continental Air	46,644	4,435	4,520	4,220	4,051	3,846	3,280	3,668	3,596	4,505	2,821	3,743	3,959
Headquarters	111,799	10,564	11,148	9,857	10,435	10,223	7,873	8,430	9,105	9,732	6,604	8,639	9,189
Military Air Transport Service	806,845	71,767	72,125	70,054	72,702	69,249	65,342	63,729	61,903	70,595	63,203	66,332	59,844
Strategic Air	1,102,650	102,424	106,327	101,862	114,481	78,208	80,877	95,637	94,548	115,736	89,405	80,700	42,445
United States Air Force Security Service	2,617	191	134	212	165	327	211	171	311	219	257	179	240
Tactical Air	554,381	44,192	49,017	43,447	48,467	44,553	41,824	39,739	43,945	51,491	45,019	49,597	53,090
<u>TOTAL OVERSEAS</u>	1,744,885	166,431	165,399	157,470	161,642	139,612	127,607	146,074	141,708	164,542	134,703	125,264	114,433
Alaskan Air	79,168	7,944	8,048	7,140	6,353	4,249	4,015	5,419	6,048	7,935	8,796	7,095	6,156
Air Materiel	27,874	2,792	2,581	3,077	2,373	2,115	2,079	2,412	2,472	2,573	1,828	1,599	1,953
Air Research and Development	3,914	935	339	348	285	224	206	175	157	330	252	273	370
Caribbean Air	17,816	1,484	1,483	1,432	1,572	1,656	1,543	1,556	1,428	1,579	1,196	1,552	1,335
United States Air Forces in Europe	635,865	60,717	62,353	58,508	55,791	47,674	41,581	53,148	53,362	61,733	50,283	46,008	44,707
Far East Air Forces	436,052	40,604	41,735	37,025	43,280	41,214	36,741	39,761	35,317	39,711	29,653	26,242	24,779
Headquarters	31,198	2,584	2,224	2,678	2,708	2,570	2,657	2,180	3,086	2,975	2,402	2,358	2,776
Military Air Transport Service	234,202	22,359	21,674	21,024	20,936	19,658	17,025	18,452	18,398	22,381	19,151	17,111	16,033
Northeast Air	49,011	7,255	6,454	6,547	5,960	4,886	4,269	3,777	4,048	5,815	DEACTIVATED AS OF 31 MAR 57	16,368	10,121
Strategic Air	184,207	17,074	15,642	16,792	19,215	13,011	13,557	16,354	13,997	16,628	15,448	16,368	10,121
Tactical Air	26,443	1,763	1,956	1,998	2,196	1,476	3,175	1,809	2,372	1,878	2,382	3,065	2,373
16th Air Force	8,694	677	662	620	723	607	486	721	751	821	908	820	898
Air Defense	9,382	185	186	194	180	160	182	151	189	109	2,363	2,663	2,820
United States Air Force Security Service	1,059	58	62	87	70	112	91	159	83	74	41	110	112

Source: Operations Statistics Division, Directorate of Statistical Services, Comptroller of the Air Force.

Safety



PART III



SAFETY

The data presented on this category are subdivided into two sections: Flying Safety and Ground Safety.

FLYING SAFETY

The content of this section presents data on aircraft accidents which occurred in the United States Air Force, the Air National Guard, the Air Force Reserve, and the Navy units flying for the Military Air Transport Service during Fiscal Year 1957.

During Fiscal Year 1957, all accidents, major and minor, totalled 1,532. These accident statistics are reflected herein by command, by type and model of aircraft involved, by phase of operation in which the accident occurred, by the factors causing the accident and by the conditions affecting the accident. All rates are expressed in number of accidents per 100,000 flying hours.

AIRCRAFT ACCIDENT:

An event not caused directly by enemy action, involving one or more Air Force aircraft (including ANG aircraft) that occurs between the time the engine(s) is started for the purpose of commencing flight and the time when the aircraft lands and comes to rest with the engine(s) stopped for normal deplaning, and which results in minor, substantial damage or destruction of the aircraft.

MAJOR ACCIDENTS:

When the aircraft is destroyed or receives substantial damage.

ALL ACCIDENTS:

As used herein is the total of major plus minor accidents. A minor accident is one which the aircraft receives minor damage.

FATAL ACCIDENT:

In which any person receives fatal injuries.

FATAL:

A fatal injury that results in death because of major injuries received in the accident or the complications arising therefrom. Fatalities enumerated include all persons killed and/or missing as a result of USAF aircraft accidents. Pilot fatalities apply to USAF pilots only.

MISSION:

The primary objective or purpose for which a flight was undertaken. The mission classifications used herein conform with the AFR 65-110 mission categories.

BAILEMENT AND/OR LOAN:

Accidents in aircraft which are on bailment contract or on loan are included in the total number of accidents appearing in this section. However, flying time is not available for bailment/loan aircraft, and accidents in these planes have not been included in rate computations.

Data in this section secured from the Directorate of Flight Safety Research, Office of the Inspector General, Norton Air Force Base, California.

TABLE 16— FLYING HOURS, NUMBER AND RATES OF MAJOR ACCIDENTS, FATAL ACCIDENTS AND FATALITIES
1921 THROUGH 1957

(Rates computed on the basis of 100,000 Flying Hours)

YEAR	FLYING HOURS	MAJOR ACCIDENTS		FATAL ACCIDENTS		FATALITIES	
		Number	Rate	Number	Rate	Number	Rate
WORLD-WIDE USAF							
<u>Fiscal Years:</u>							
1921.	77,351	361	467	45	58	73	94
1922.	65,214	330	506	24	37	44	68
1923.	65,750	283	430	33	50	58	88
1924.	97,834	275	281	23	24	34	35
1925.	150,319	311	207	30	20	40	27
1926.	158,402	334	211	27	17	43	27
1927.	140,906	227	161	28	20	43	31
1928.	182,903	249	136	25	14	27	15
1929.	263,381	390	148	43	16	62	24
1930.	325,223	468	144	37	11	52	16
1931.	396,961	456	115	21	5	26	7
1932.	371,254	423	114	32	9	49	13
1933.	432,966	442	102	28	7	46	11
1934.	374,235	412	110	35	9	54	14
1935.	449,583	453	101	33	7	47	11
1936.	518,749	430	83	42	8	59	11
1937.	520,493	358	69	27	5	48	9
1938.	598,907	375	63	38	6	62	10
1939.	729,225	389	53	32	4	52	7
1940.	937,922	478	51	46	5	90	10
1941.	2,388,046	1,515	63	143	6	252	11
CONTINENTAL a/							
<u>Calendar Years:</u>							
1942.	14,246,366	10,090	71	1,116	8	2,384	17
1943.	32,064,789	20,389	64	2,264	7	5,603	17
1944.	35,503,205	16,128	45	1,936	5	4,973	14
1945.	15,052,224	6,661	44	804	5	2,174	14
WORLD-WIDE USAF							
1946.	3,624,792	2,194	61	274	8	879	24
1947 b/	3,516,141	1,555	44	205	6	584	17
1948.	4,437,509	1,783	40	243	5	619	14
1949.	4,699,897	1,731	37	245	5	577	12
1950 c/	4,780,949	1,744	36	267	6	781	16
1951.	6,660,848	2,184	33	370	6	1,015	15
1952.	7,972,482	2,274	29	399	5	1,214	15
1953.	8,498,019	2,075	24	433	5	949	11
1954.	9,159,967	1,873	20	377	4	797	9
1955.	9,626,662	1,664	17	343	4	829	9
1956.	9,706,496	1,579	15	324	3	749	8
1957.	9,303,512	1,364	14	288	3	785	8

a/ Overseas Accidents were not reported during war years.

b/ Accident data for the Air National Guard are included since 1947. This tabulation may, therefore, not necessarily agree with data published in prior years which excluded the ANG.

c/ Accidents and Flying Hours of Navy Units flying for MATS included since 1950.

Source: D/Flight Safety Research - The Inspector General.

TABLE 17- USAF AND ANG AIRCRAFT ACCIDENTS AND RATES - BY COMMAND - FY 1957

(Includes hours and accidents in the Air Force Reserve, MATS Navy Units, and Civil Air Patrol Aircraft in the USAF inventory. Rates are expressed in accidents per 100,000 hours.)

COMMAND	FLYING HOURS a/	MAJOR ACCIDENTS		FATAL ACCIDENTS		FATALITIES		AIRCRAFT DESTROYED		ALL ACCIDENTS	
		Number	Rate	Number	Rate	Number	Rate	Number	Rate	Number	Rate
<u>TOTAL - FY 1957</u>	9,303,512	1,364	14	288	3	785	8	716	8	1,532	16
1st Quarter	2,654,504	391	15	64	2	188	7	190	7	444	17
2nd Quarter	2,253,762	338	15	79	3	224	10	189	8	377	16
3rd Quarter	2,271,618	325	14	91	4	282	12	191	8	360	16
4th Quarter	2,123,628	310	14	54	2	91	4	146	7	351	16
<u>AIR ACADEMY - TOTAL</u>	22,523	4	18	1	4	1	4	4	18	4	18
1st Quarter	5,381	1	19	1	19	1	19	1	19	1	19
2nd Quarter	5,048	1	20	-	-	-	-	1	20	1	20
3rd Quarter	5,886	-	-	-	-	-	-	-	-	-	-
4th Quarter	6,208	2	32	-	-	-	-	2	32	2	32
<u>AIR DEFENSE COMMAND - TOTAL</u>	753,974	174	23	31	4	56	7	90	12	193	26
1st Quarter	204,973	43	21	5	2	18	9	20	10	53	26
2nd Quarter	185,503	44	24	12	6	15	10	27	15	48	25
3rd Quarter	191,020	46	24	9	5	13	7	26	14	46	25
4th Quarter	172,478	41	24	5	3	6	3	17	10	46	27
<u>AIR MATERIEL COMMAND - TOTAL</u>	211,161	41	10	7	2	12	5	20	5	51	13
1st Quarter	60,476	9	10	2	3	3	8	6	8	13	13
2nd Quarter	52,433	15	13	2	2	6	10	5	4	16	15
3rd Quarter	55,355	7	7	1	-	1	-	2	-	9	11
4th Quarter	42,897	10	9	2	2	2	2	7	7	13	14
<u>AIR PROVING GROUND - TOTAL</u>	56,773	17	30	3	5	6	11	8	14	19	33
1st Quarter	14,983	7	47	1	7	4	27	3	20	7	47
2nd Quarter	13,656	3	22	-	-	-	-	1	7	4	29
3rd Quarter	13,935	2	14	-	-	-	-	1	7	2	14
4th Quarter	14,199	5	35	2	14	2	14	3	21	6	42
<u>AIR RESEARCH & DEVELOPMENT - TOTAL</u>	183,939	37	20	6	3	9	5	18	10	39	21
1st Quarter	45,076	12	27	2	4	2	4	7	15	12	27
2nd Quarter	42,816	7	16	1	2	1	2	3	7	8	19
3rd Quarter	44,853	6	13	2	4	4	9	3	7	6	13
4th Quarter	51,194	12	23	1	2	2	4	5	10	13	25
<u>AIR TRAINING COMMAND - TOTAL</u>	2,864,128	380	13	68	2	101	4	179	6	446	16
1st Quarter	872,461	117	13	19	2	27	3	51	5	130	15
2nd Quarter	677,627	77	11	12	2	21	3	34	5	94	14
3rd Quarter	636,796	96	15	25	4	38	6	54	8	111	17
4th Quarter	677,244	90	13	12	2	15	2	40	6	111	16
<u>AIR UNIVERSITY - TOTAL</u>	80,463	4	5	2	2	3	4	2	2	4	5
1st Quarter	19,166	1	5	-	-	-	-	-	-	1	5
2nd Quarter	22,283	2	9	2	9	3	13	2	9	2	9
3rd Quarter	22,627	1	4	-	-	-	-	-	-	1	4
4th Quarter	16,447	-	-	-	-	-	-	-	-	-	-
<u>ALASKAN AIR COMMAND - TOTAL</u>	79,198	16	20	1	1	2	4	7	9	18	23
1st Quarter	23,132	4	17	-	-	-	-	3	13	5	22
2nd Quarter	14,617	4	21	-	-	-	-	1	7	5	34
3rd Quarter	19,402	4	21	-	-	-	-	1	5	4	21
4th Quarter	22,047	4	18	1	5	3	14	2	9	4	18
<u>CARIBBEAN AIR COMMAND - TOTAL</u>	17,816	-	-	-	-	-	-	-	-	-	-
1st Quarter	4,399	-	-	-	-	-	-	-	-	-	-
2nd Quarter	4,771	-	-	-	-	-	-	-	-	-	-
3rd Quarter	4,563	-	-	-	-	-	-	-	-	-	-
4th Quarter	4,083	-	-	-	-	-	-	-	-	-	-
<u>CONTINENTAL AIR COMMAND - TOTAL</u>	296,553	29	10	3	1	3	1	11	4	31	10
1st Quarter	97,572	15	15	1	1	1	1	4	4	15	15
2nd Quarter	68,866	7	10	1	1	1	1	5	7	8	12
3rd Quarter	71,435	2	3	-	-	-	-	-	-	2	3
4th Quarter	58,680	5	9	1	2	1	2	2	3	5	9
<u>FAR EAST AIR FORCES - TOTAL</u>	436,062	89	20	31	7	92	21	62	14	99	23
1st Quarter	119,364	28	23	6	5	26	22	18	15	31	26
2nd Quarter	121,235	26	21	10	8	10	8	22	18	29	24
3rd Quarter	114,789	18	16	8	7	40	35	11	10	21	18
4th Quarter	80,674	17	21	7	9	16	20	11	14	18	22

TABLE 18- USAF AND ANG AIRCRAFT ACCIDENTS AND RATES - BY TYPE AND MODEL - FY 1957 (CONT)

TYPE AND MODEL	FLYING HOURS	MAJOR ACCIDENTS		FATAL ACCIDENTS		FATALITIES		AIRCRAFT DESTROYED		ALL ACCIDENTS	
		Number	Rate	Number	Rate	Number	Rate	Number	Rate	Number	Rate
FOURTH QUARTER (CONT'D)											
Conventional.....	613,875	15	2	2	*	7	1	6	1	17	3
C-46.....	17,825	-	-	-	-	-	-	-	-	-	-
C-47/53 (C-117).....	169,400	4	2	1	1	3	2	2	1	5	3
C-54 (R5D).....	64,968	3	5	-	-	-	-	-	-	3	5
C-97.....	72,114	2	3	-	-	-	-	2	3	2	3
C-99.....	-	-	-	-	-	-	-	-	-	-	-
C-118 (R6D).....	42,808	-	-	-	-	-	-	-	-	-	-
C-119.....	74,054	3	4	1	1	4	5	1	1	4	5
C-121 (R7V1).....	44,668	-	-	-	-	-	-	-	-	-	-
C-123.....	23,459	1	4	-	-	-	-	-	-	1	4
C-124.....	87,977	2	2	-	-	-	-	1	1	2	2
C-131.....	16,602	-	-	-	-	-	-	-	-	-	-
JET FIGHTER - TOTAL	389,962	161	40	28	7	33	8	86	21	176	44
F-80.....	24,114	5	21	3	12	3	12	5	21	6	25
F-84F/K.....	58,346	34	58	5	9	7	12	19	33	35	60
F-84 (Other).....	15,461	4	26	1	6	1	6	3	19	4	26
F-86D/L.....	85,475	27	30	4	4	4	4	13	14	32	36
F-86H.....	10,501	3	29	-	-	-	-	2	19	3	29
F-86 (Other).....	54,073	14	26	8	15	9	17	12	22	17	30
F-89.....	43,655	8	18	-	-	-	-	4	9	9	21
F-94C.....	14,361	6	35	1	7	2	14	1	7	7	42
F-94 (Other).....	14,407	6	42	1	7	2	14	3	21	6	42
F-100.....	58,532	39	67	3	5	3	5	19	32	41	70
F-101.....	664	1	151	-	-	-	-	-	-	1	151
F-102.....	10,265	10	97	2	19	2	19	2	19	11	107
F-104.....	108	4	926	-	-	-	-	3	-	4	926
TRAINER - TOTAL	688,138	86	12	9	1	13	2	30	4	102	15
Jet - (Sub Total).....	309,789	58	19	9	3	11	4	23	7	70	23
T-33.....	309,185	58	19	9	3	11	4	23	7	69	22
T-37.....	604	-	-	-	-	-	-	-	-	1	166
Non-Jet - (Sub Total).....	378,349	28	7	1	*	2	1	7	2	32	8
T-6.....	311	1	322	-	-	-	-	-	-	1	322
T-28.....	179,109	20	11	1	1	2	1	4	2	22	12
T-29.....	58,033	1	2	-	-	-	-	1	2	1	2
T-34.....	55,985	2	4	-	-	-	-	-	-	4	7
C-45.....	84,911	4	5	-	-	-	-	2	2	4	5
LIAISON - TOTAL	17,121	5	29	1	6	4	23	1	6	5	29
L-5.....	12	-	-	-	-	-	-	-	-	-	-
L-17.....	1,010	-	-	-	-	-	-	-	-	-	-
L-19.....	21	-	-	-	-	-	-	-	-	-	-
L-20.....	14,452	5	35	1	7	4	28	1	7	5	35
L-23.....	46	-	-	-	-	-	-	-	-	-	-
L-26.....	1,281	-	-	-	-	-	-	-	-	-	-
L-27.....	299	-	-	-	-	-	-	-	-	-	-
HELICOPTER - TOTAL	25,036	12	48	3	12	4	16	6	24	12	48
H-5.....	432	-	-	-	-	-	-	-	-	-	-
H-13.....	3,619	2	55	1	28	2	55	1	28	2	55
H-19.....	12,047	5	42	1	8	1	8	2	17	5	42
H-21.....	8,934	5	56	1	11	1	11	3	34	5	56
H-32.....	4	-	-	-	-	-	-	-	-	-	-
MISCELLANEOUS - TOTAL	13,802	1	7	-	-	2	14	-	-	2	14
A-16.....	13,802	1	7	-	-	2	14	-	-	2	14
OTHER.....	-	-	-	-	-	2	-	-	-	-	-

* Rate less than .5

Source: D/Flight Safety Research - The Inspector General

TABLE 19 - USAF BAILMENT/LOAN ACCIDENTS, BY COMMAND, AND TYPE AND MODEL, FISCAL YEAR 1957

COMMAND BY TYPE AND MODEL	MAJOR ACCIDENTS	FATAL ACCIDENTS	FATALITIES	AIRCRAFT DESTROYED	ALL ACCIDENTS
<u>TOTAL - FY 1957</u>	<u>20</u>	<u>3</u>	<u>3</u>	<u>10</u>	<u>23</u>
1st Quarter	3	-	-	1	5
2nd Quarter	8	1	1	3	8
3rd Quarter	3	1	1	2	3
4th Quarter	6	1	1	4	7
AIR MATERIEL COMMAND- TOTAL					
<u>1st Quarter</u>	<u>3</u>	-	-	<u>1</u>	<u>5</u>
F-80	0	-	-	-	1
F-94C	1	-	-	-	1
F-102	1	-	-	1	1
T-33	1	-	-	-	2
<u>2nd Quarter</u>	<u>8</u>	<u>1</u>	<u>1</u>	<u>3</u>	<u>8</u>
B-47	1	-	-	-	1
B-26	1	-	-	-	1
F-100	1	-	-	1	1
F-102	3	-	-	1	3
F-104	1	1	1	1	1
T-37	1	-	-	-	1
<u>3rd Quarter</u>	<u>3</u>	<u>1</u>	<u>1</u>	<u>2</u>	<u>3</u>
B-66	1	-	-	-	1
F-89	1	-	-	1	1
F-104	1	1	1	1	1
<u>4th Quarter</u>	<u>6</u>	<u>1</u>	<u>1</u>	<u>4</u>	<u>7</u>
B-26	1	-	-	-	1
F-86D/L	1	1	1	1	1
F-86 (oth)	-	-	-	-	1
F-94C	1	-	-	-	1
F-104	3	-	-	3	3

Note: Accidents in aircraft which are on bailment contract or on loan are included in the total number of accidents. However flying time is not available for bailment/loan aircraft and accidents in these planes have not been included in rate computations.

Source: D/Flight Safety Research - The Inspector General

TABLE 20- CAUSING FACTORS OF MAJOR AIRCRAFT ACCIDENTS FOR USAF AND COMPONENTS - FY 1957
(Includes ANG, AFR, MATS Navy Units and CAP Aircraft in the USAF Inventory)

TYPE AND MODEL	TOTAL MAJOR ACCIDENTS	CAUSING FACTORS b/											
		PILOT ERROR		SUPERVISORY PERSONNEL		MAINTENANCE PERSONNEL		MATERIEL FAILURE		AIRBASE & AIRWAYS		OTHER a/	
		ALL	PRI	ALL	PRI	ALL	PRI	ALL	PRI	ALL	PRI	ALL	PRI
TOTAL - FY 1957	1,364	744	548	324	89	133	69	555	415	153	14	512	229
FIRST QUARTER - TOTAL ..	391	234	164	95	26	30	15	153	115	48	2	134	69
BOMBER - TOTAL	24	14	8	6	2	1	1	10	8	2	1	9	3
Jet - (Sub Total) ..	13	8	5	4	1	1	1	8	6	1	1	4	1
B-45	3	1	1	1	1	1	1	1	1	1	1	1	1
B-47	4	5	3	2	1	1	1	2	1	1	1	1	1
B-52	2	1	1	1	1	1	1	1	1	1	1	1	1
B-57	3	2	1	1	1	1	1	3	2	1	1	2	1
B-66	1	1	1	1	1	1	1	1	1	1	1	1	1
Non-Jet - (Sub Total)	11	6	3	3	2	1	1	2	2	1	1	5	4
B-25	7	3	2	3	2	1	1	1	1	1	1	3	2
B-26	2	1	1	1	1	1	1	1	1	1	1	2	1
B-50	2	1	1	1	1	1	1	1	1	1	1	2	1
CARGO - TOTAL	26	15	9	13	3	1	1	12	8	4	1	14	6
Turboprop	1	1	1	1	1	1	1	1	1	1	1	1	1
C-130	1	1	1	1	1	1	1	1	1	1	1	1	1
Conventional	25	15	9	13	3	1	1	11	7	4	1	14	6
C-46	1	2	1	1	1	1	1	1	1	1	1	1	1
C-47/53 (C-117) ..	11	5	4	8	3	1	1	3	2	1	1	8	3
C-97	3	1	1	1	1	1	1	2	2	1	1	1	1
C-118 (R6D)	1	1	1	1	1	1	1	1	1	1	1	1	1
C-119	5	4	2	1	1	1	1	4	2	3	1	3	1
C-123	1	2	1	1	1	1	1	1	1	1	1	1	1
C-124	2	1	1	1	1	1	1	1	1	1	1	1	1
C-131	1	1	1	1	1	1	1	1	1	1	1	1	1
FIGHTER - TOTAL	198	95	71	38	9	15	10	85	60	30	2	74	37
Jet - (Sub Total) ..	194	92	69	37	9	15	10	84	58	30	2	74	37
F-80	8	5	3	1	1	2	2	3	2	1	1	3	1
F-84 F/K	43	13	10	4	1	5	3	24	20	9	1	17	9
F-84 (Other)	6	3	3	1	1	1	2	2	2	1	1	2	1
F-86 D/L	37	19	15	9	2	2	2	12	11	4	1	16	7
F-86 H	10	4	3	1	1	1	1	4	3	1	1	4	3
F-86 (Other)	36	23	17	15	5	1	1	10	8	5	1	13	5
F-89	14	8	6	1	1	1	1	3	3	2	1	9	5
F-94C	3	1	1	1	1	1	1	2	2	1	1	1	1
F-94 (Other)	10	7	5	5	1	1	1	3	3	1	1	2	1
F-100	25	8	6	5	2	2	2	20	14	4	1	4	2
F-102	2	1	1	1	1	1	1	1	1	1	1	2	1
Non-Jet (Sub Total)	4	3	2	1	1	1	1	1	1	1	1	1	1
F-51	4	3	2	1	1	1	1	1	1	1	1	1	1
TRAINER - TOTAL	112	85	60	28	9	10	4	36	23	11	1	28	16
Jet - (Sub Total) ..	84	65	47	20	7	7	1	28	16	11	1	22	11
T-33	84	65	47	20	7	7	1	28	16	11	1	22	11
Non-Jet (Sub Total)	28	20	13	8	2	2	1	8	7	1	1	6	5
T-6	2	1	1	1	1	1	1	1	1	1	1	1	1
T-28	15	6	4	1	1	2	1	5	5	1	1	4	4
T-34	5	5	3	2	1	1	1	5	5	1	1	1	1
C-45	6	5	4	3	1	1	1	1	1	1	1	1	1
LIAISON - TOTAL	17	19	12	5	3	1	1	3	2	1	1	1	1
L-18	1	1	1	1	1	1	1	1	1	1	1	1	1
L-19	13	15	9	5	3	1	1	1	1	1	1	1	1
L-20	1	1	1	1	1	1	1	1	1	1	1	1	1
L-21	1	1	1	1	1	1	1	1	1	1	1	1	1
L-26	1	1	1	1	1	1	1	1	1	1	1	1	1
HELICOPTER - TOTAL ..	10	4	3	1	1	1	1	6	5	1	1	5	2
H-13	1	1	1	1	1	1	1	1	1	1	1	1	1
H-19	5	2	2	1	1	1	1	3	2	1	1	4	1
H-21	4	2	1	1	1	1	1	3	3	1	1	1	1
MISCELLANEOUS - TOTAL	4	2	1	1	1	1	1	1	1	1	1	3	3
A-16	4	2	1	1	1	1	1	1	1	1	1	3	3
SECOND QUARTER - TOTAL	338	195	138	87	26	35	17	139	86	46	1	146	56
BOMBER - TOTAL	35	15	13	6	1	1	1	13	10	1	1	14	7
Jet - (Sub Total) ..	17	8	6	4	1	1	1	8	7	1	1	7	4
B-45	1	1	1	1	1	1	1	1	1	1	1	1	1
B-47	7	3	2	3	1	1	1	2	2	1	1	4	2

TABLE 20- CAUSING FACTORS OF MAJOR AIRCRAFT ACCIDENTS FOR USAF AND COMPONENTS - FY 1957 (CONT)

TYPE AND MODEL	TOTAL MAJOR ACCIDENTS	CAUSING FACTORS b/											
		PILOT ERROR		SUPERVISORY PERSONNEL		MAINTENANCE PERSONNEL		MATERIEL FAILURE		AIRBASE & AIRWAYS		OTHER a/	
		ALL	PRI	ALL	PRI	ALL	PRI	ALL	PRI	ALL	PRI	ALL	PRI
SECOND QUARTER (CONT'D)													
BOMBER - (CONT'D)													
Jet - (cont'd)													
B-52	1	-	-	-	-	-	-	-	-	-	-	1	1
B-57	5	2	1	-	-	1	1	3	2	-	-	1	1
B-66	3	1	-	-	1	1	1	2	2	1	-	1	1
Non-Jet (Sub Total) ..	18	9	5	8	4	4	2	5	3	-	-	7	4
B-25	5	3	2	3	1	2	1	2	1	-	-	1	1
B-26	7	1	-	2	1	1	1	3	2	-	-	4	3
B-29	3	3	3	1	-	-	-	-	-	-	-	-	-
B-36	1	-	-	-	-	-	-	-	-	-	-	1	1
B-50	2	2	-	2	2	-	-	-	-	-	-	1	-
CARGO - TOTAL	27	16	9	9	4	2	1	9	5	10	3	22	2
C-46	1	1	1	-	-	-	-	-	-	-	-	1	-
C-47/53 (C-117)	4	5	4	-	-	-	-	1	-	1	-	2	-
C-54 (R5D)	1	1	-	-	-	-	-	-	-	-	-	1	1
C-97	1	-	-	-	-	-	-	-	-	1	-	2	1
C-118	2	2	-	-	-	-	-	1	1	1	-	1	1
C-119	5	2	1	2	-	2	1	2	2	1	-	3	1
C-121 (R7V1)	1	1	1	-	-	-	-	-	-	1	-	2	2
C-123	5	1	1	5	3	-	-	1	-	-	-	5	1
C-124	7	5	1	2	1	-	-	4	2	3	3	5	-
FIGHTER - TOTAL	173	95	74	39	9	17	2	75	55	25	2	66	22
F-80	5	4	2	1	1	1	-	1	1	2	-	2	1
F-84 F/K	28	16	12	1	1	1	-	15	12	4	-	7	3
F-84 (Other)	6	2	2	5	2	2	1	2	1	1	-	-	-
F-86 D/L	41	20	18	11	2	6	2	15	13	7	1	17	5
F-86 H	5	2	1	-	-	1	1	2	1	-	-	4	2
F-86 (Other)	31	22	19	11	2	1	1	12	7	2	-	12	2
F-89	15	8	5	-	-	1	1	6	5	3	-	7	4
F-94 C	7	6	6	3	-	1	1	1	-	-	-	2	1
F-94 (Other)	5	7	4	2	-	1	1	1	-	1	-	3	-
F-100	24	7	4	4	1	4	2	16	12	5	1	11	4
F-102	3	-	-	-	-	-	-	3	3	-	-	-	-
F-104	1	1	1	1	-	-	-	1	-	-	-	1	-
TRAINER - TOTAL	89	55	37	23	7	10	4	39	25	6	-	34	16
Jet - (Sub Total)	65	42	27	17	7	6	2	27	18	5	-	30	13
T-33	64	42	27	17	7	6	2	27	18	5	-	29	12
T-37	1	-	-	-	-	-	-	-	-	-	-	1	1
Non-Jet - (Sub Total) ..	24	13	10	6	2	4	2	12	7	1	-	4	3
T-6	2	3	2	-	-	-	-	-	-	-	-	1	-
T-28	12	5	5	3	-	3	2	4	4	1	-	1	1
T-29	1	1	1	1	1	-	-	-	-	-	-	1	-
T-34	2	1	1	-	-	-	-	-	-	-	-	1	1
C-45	6	2	2	2	1	1	-	7	2	-	-	1	1
MK-4	1	1	-	-	-	-	-	1	1	-	-	1	-
LIAISON - TOTAL	5	6	4	2	-	-	-	1	-	-	-	3	1
L-20	4	5	3	1	-	-	-	-	-	-	-	3	1
L-26	1	1	1	1	-	-	-	1	-	-	-	-	-
HELICOPTER - TOTAL	9	6	4	1	-	-	-	2	1	1	-	6	4
H-19	6	6	4	1	-	-	-	1	-	-	-	4	2
H-21	3	-	-	-	-	-	-	1	1	1	-	2	2
MISCELLANEOUS - TOTAL	2	2	2	1	-	-	-	-	-	1	-	1	-
A-16	2	2	2	1	-	-	-	-	-	1	-	1	-
THIRD QUARTER - TOTAL	325	167	132	79	24	34	18	114	89	30	3	129	59
BOMBER - TOTAL	13	22	15	14	3	4	1	11	8	3	3	15	4
Jet - (Sub Total)	17	12	8	10	3	2	1	3	2	3	-	11	3
B-47	5	3	1	3	2	2	-	2	1	1	-	4	1
B-52	2	2	2	-	-	-	-	-	-	1	-	2	2
B-57	6	3	2	3	1	1	1	-	-	1	-	3	2
B-66	4	4	3	4	4	-	-	1	1	1	-	2	2
Non-Jet (Sub Total) ..	16	10	7	4	2	2	-	8	6	2	-	4	1
B-25	3	3	3	4	2	2	-	2	2	-	-	1	-
B-26	3	1	1	-	-	-	-	2	2	-	-	1	-
B-29	2	2	2	-	-	-	-	-	-	-	-	1	1
B-50	4	2	1	-	-	-	-	3	2	-	-	1	1

TABLE 20- CAUSING FACTORS OF MAJOR AIRCRAFT ACCIDENTS FOR USAF AND COMPONENTS - FY 1957 (cont)

TYPE AND MODEL	TOTAL MAJOR ACCIDENTS	CAUSING FACTORS b/											
		PILOT ERROR		SUPERVISORY PERSONNEL		MAINTENANCE PERSONNEL		MATERIEL FAILURE		AIRBASE & AIRWAYS		OTHER a/	
		ALL	PRI	ALL	PRI	ALL	PRI	ALL	PRI	ALL	PRI	ALL	PRI
THIRD QUARTER (CONT'D)													
CARGO - TOTAL	23	11	8	9	2	4	1	2	6	2	1	13	5
C-46	1	1	-	1	1	1	-	1	-	-	-	-	-
C-47/53 (-117)	6	4	4	3	-	1	-	2	1	-	-	4	1
C-54 (R5D)	2	-	-	1	-	1	-	1	1	-	-	1	1
C-97	3	2	2	1	-	1	-	1	-	-	-	2	1
C-118 (R5D)	1	1	1	-	-	-	-	-	-	-	-	-	-
C-119	2	1	1	-	-	-	-	1	1	-	-	1	-
C-121 (R7V1)	1	-	-	1	-	-	-	1	1	1	-	-	-
C-124	6	2	-	2	1	-	-	3	2	1	1	5	2
C-131	1	-	-	-	-	1	-	1	-	-	-	-	-
FIghter - TOTAL	163	73	65	31	7	16	8	62	49	20	2	63	32
F-80	4	1	1	1	-	-	-	2	2	-	-	2	1
F-84 F/K	38	15	14	4	-	2	1	22	21	2	-	9	2
F-84 (Other)	7	3	3	1	-	-	-	1	1	1	-	5	3
F-86 D/L	35	16	16	9	2	4	2	13	8	2	-	15	7
F-86H	2	1	1	-	-	-	-	1	1	-	-	-	-
F-86 (Other)	23	12	9	6	1	4	1	8	6	2	-	10	6
F-89	15	9	7	3	1	2	2	4	2	2	1	3	2
F-94C	5	4	3	2	2	1	1	-	-	2	2	3	1
F-94 (Other)	5	2	2	2	2	-	-	-	-	3	-	3	1
F-100	25	9	8	5	-	2	-	11	8	6	1	12	8
F-102	3	1	1	1	1	1	1	-	-	-	-	-	-
F-104	1	-	-	-	-	-	-	-	-	-	-	1	1
TRAINER - TOTAL	94	56	40	24	9	9	5	28	23	3	-	36	17
Jet - (Sub Total)	67	39	27	17	6	7	4	21	16	3	-	23	12
T-33	1	1	1	1	-	-	-	1	1	-	-	-	-
T-37	1	1	1	1	-	-	-	1	1	-	-	-	-
Non-Jet - (Sub Total)	29	17	13	7	3	2	1	7	7	-	-	13	5
T-28	18	8	8	3	1	1	1	5	5	-	-	6	3
T-29	2	2	1	1	-	-	-	1	1	-	-	1	-
T-34	1	1	1	1	1	-	-	-	-	-	-	-	-
C-45	7	6	4	2	1	1	-	1	1	-	-	5	1
MK-4	1	-	-	-	-	-	-	-	-	-	-	1	1
LIAISON - TOTAL	2	1	1	-	-	1	1	-	-	-	-	-	-
L-20	2	1	1	-	-	1	1	-	-	-	-	-	-
HELICOPTER - TOTAL	10	4	3	1	1	3	2	4	3	-	-	2	1
H-13	2	2	2	-	-	1	1	1	1	-	-	-	-
H-19	5	1	1	-	-	1	1	2	2	-	-	1	1
H-21	3	1	-	1	1	1	1	1	1	-	-	1	-
FOURTH QUARTER - TOTAL													
BOMBER - TOTAL	30	17	15	6	1	4	2	13	8	1	-	16	4
Jet - (Sub Total)	18	12	12	6	1	4	2	9	5	1	-	12	1
B-45	2	-	-	-	-	-	-	2	2	-	-	-	-
B-47	5	4	4	1	-	-	-	2	2	1	-	5	-
B-57	9	6	6	5	-	1	-	4	4	2	-	6	1
B-66	2	2	2	-	-	-	-	1	1	-	-	1	-
Non-Jet - (Sub Total)	12	5	3	1	1	3	2	4	3	-	-	4	3
B-17	1	1	-	-	-	1	-	-	-	-	-	1	1
B-25	6	1	1	1	1	1	1	1	1	-	-	2	2
B-26	3	2	2	-	-	-	-	1	1	1	-	-	-
B-50	1	1	-	-	-	1	1	2	1	-	-	1	-
CARGO - TOTAL	15	10	10	8	-	2	1	5	2	4	1	8	1
C-47/53 (C-117)	4	3	3	2	-	-	-	2	1	1	-	1	-
C-54 (R5D)	3	2	2	1	-	-	-	2	-	1	-	2	1
C-97	2	1	1	-	-	-	-	2	1	-	-	1	-
C-119	3	2	2	3	-	2	1	1	-	-	-	2	-
C-123	1	1	1	1	-	-	-	-	-	-	-	1	-
C-124	2	1	1	1	-	-	-	-	-	2	-	1	-
FIghter - TOTAL	161	64	45	29	5	17	2	80	63	12	2	26	36
F-80	5	4	3	2	-	1	-	2	1	-	-	1	1
F-84 F/K	34	9	7	3	1	3	3	19	15	1	-	9	8
F-84 (Other)	4	1	1	2	-	-	-	2	2	1	1	2	-
F-86 D/L	27	14	11	8	1	7	2	9	6	1	1	10	6
F-86H	3	1	1	-	-	-	-	1	1	-	-	1	1
F-86 (Other)	14	5	4	3	2	1	1	4	3	-	-	7	4

TABLE 20- CAUSING FACTORS OF MAJOR AIRCRAFT ACCIDENTS FOR USAF AND COMPONENTS - FY 1957 (CONT)

TYPE AND MODEL	TOTAL MAJOR ACCIDENTS	CAUSING FACTORS ^{b/}											
		PILOT ERROR		SUPERVISORY PERSONNEL		MAINTENANCE PERSONNEL		MATERIEL FAILURE		AIRBASE & AIRWAYS		OTHER ^{a/}	
		ALL	PRI	ALL	PRI	ALL	PRI	ALL	PRI	ALL	PRI	ALL	PRI
FOURTH QUARTER (CONT'D)													
FIGHTER (CONT'D)													
F-89	8	2	-	1	-	1	1	8	7	-	-	-	-
F-94C	6	4	4	1	-	-	-	2	-	-	-	3	2
F-94 (Other)	6	3	2	1	-	1	1	2	1	1	1	3	1
F-100	39	17	10	4	1	3	1	21	17	6	-	14	10
F-101	1	-	-	-	-	-	-	1	1	-	-	-	-
F-102	10	3	1	1	-	-	-	8	8	2	-	4	1
F-104	4	1	1	3	-	-	-	1	1	-	-	2	2
<u>TRAINER - TOTAL</u>	86	48	36	16	7	9	5	43	35	10	-	17	3
Jet - (Sub Total)	58	36	25	12	7	6	4	26	19	10	-	13	3
T-33	58	36	25	12	7	6	4	26	19	10	-	13	3
<u>Non Jet - (Sub Total)</u>	28	12	11	4	-	3	1	17	16	-	-	4	-
T-6	1	-	-	-	-	-	-	1	1	-	-	-	-
T-28	20	6	5	-	-	1	1	15	14	-	-	2	-
T-29	1	1	1	1	-	1	-	-	-	-	-	-	-
T-34	2	2	2	-	-	-	-	-	-	-	-	-	-
C-45	4	3	3	3	-	1	-	1	1	-	-	2	-
<u>LIAISON - TOTAL</u>	5	4	4	-	-	-	-	2	1	1	-	2	-
L-20	5	4	4	-	-	-	-	2	1	1	-	2	-
<u>HELICOPTER - TOTAL</u>	12	5	4	3	-	2	2	5	5	1	-	4	1
H-13	2	1	1	1	-	-	-	1	1	-	-	-	-
H-19	5	1	1	1	-	-	-	3	3	-	-	2	1
H-21	5	3	2	1	-	2	2	1	1	1	-	2	-
<u>MISCELLANEOUS - TOTAL</u>	1	-	-	-	-	-	-	1	1	-	-	-	-
A-16	1	-	-	-	-	-	-	1	1	-	-	-	-

^{a/} Includes other crew member error, other personnel, miscellaneous unsafe conditions, weather and undetermined.

^{b/} There is only one primary causing factor per accident. Since many accidents have multiple causes the total of "all" causes may exceed the total major accidents.

Source: D/Flight Safety Research - The Inspector General

TABLE 21- SELECTED CONDITIONS AFFECTING USAF AND COMPONENTS MAJOR AIRCRAFT ACCIDENTS - FY 1957
(Includes ANG, AFR, MATS Navy Units and CAP Aircraft in the USAF Inventory)

TYPE AND MODEL	MAJOR ACCIDENTS	INVOLVED FACTORS a/							OTHER
		FIRE BEFORE ACCIDENTS	FIRE AFTER ACCIDENTS	FORCED LANDING	FUEL EXHAUSTION	ENGINE STOPPAGE	GCA OR ILLAS APPROACH	GEAR FAILED TO EXTEND	
TOTAL - FY 1957.	1,364	122	488	182	74	335	144	76	378
FIRST QUARTER - TOTAL	391	39	128	52	22	89	33	19	120
BOMBER - TOTAL.	24	3	7	1	2	3	3	1	2
Jet - (Sub Total)	13	2	5	1	2	2	2	1	1
B-45.	3	-	1	1	-	-	-	-	-
B-47.	4	-	2	-	-	-	1	1	-
B-52.	2	-	-	-	-	-	-	-	1
B-57.	3	-	1	-	1	1	-	1	-
B-66.	1	-	1	-	-	-	-	1	-
Non-Jet - (Sub Total)	11	1	2	-	-	1	1	1	1
B-25.	7	1	1	-	-	1	-	-	1
B-26.	2	-	-	-	-	-	1	-	-
B-50.	2	-	1	-	-	-	-	-	-
CARGO - TOTAL	26	3	7	2	-	5	4	1	9
Turboprop	1	-	1	-	-	-	-	1	1
C-130.	1	-	1	-	-	-	-	1	1
Conventional.	25	3	6	2	-	5	4	-	8
C-46.	1	-	-	-	-	-	-	-	-
C-47/53 (C-117)	11	-	2	1	-	2	3	-	4
C-97.	3	3	-	-	-	-	-	-	1
C-118 (R6D)	1	-	-	-	-	-	-	-	-
C-119.	5	-	2	-	-	2	1	-	3
C-123.	1	-	-	-	-	-	-	-	-
C-124.	2	-	2	1	-	1	-	-	-
C-131.	1	-	-	-	-	-	-	-	-
FIGHTER - TOTAL	198	28	79	21	9	47	18	9	76
Jet - (Sub Total)	194	28	79	20	9	46	18	9	74
F-80.	8	1	1	1	-	2	-	-	5
F-84/K.	43	6	21	4	-	14	3	-	23
F-84 (other)	6	1	2	-	-	1	1	-	3
F-86D/L.	37	1	21	6	5	9	7	5	10
F-86H.	10	2	3	-	-	-	-	1	3
F-86 (other)	36	7	15	4	2	11	5	3	15
F-89.	14	5	5	2	-	4	2	-	4
F-94C.	3	1	1	1	-	1	-	-	2
F-94 (other)	10	1	3	-	1	2	-	-	1
F-100.	25	3	5	1	1	2	-	-	10
F-102.	2	-	2	1	-	-	-	-	-
Non-Jet - (Sub Total)	4	-	-	1	-	1	-	-	2
F-51.	4	-	-	1	-	1	-	-	2
TRAINER - TOTAL	112	5	32	20	10	28	8	6	25
Jet - (Sub Total)	84	4	28	14	7	22	6	4	21
T-33.	84	4	28	14	7	22	6	4	21
Non-Jet - (Sub Total)	28	1	4	6	3	6	2	2	4
T-6.	2	-	-	-	-	-	-	-	-
T-28.	15	1	3	4	3	3	1	1	2
T-34.	5	-	1	2	2	2	-	1	-
C-45.	6	-	-	-	-	1	1	-	-
LIAISON - TOTAL	17	-	1	3	1	2	-	-	1
L-18.	1	-	1	1	-	1	-	-	1
L-19.	13	-	1	-	-	-	-	-	-
L-20.	1	-	-	1	-	1	-	-	-
L-21.	1	-	-	1	1	-	-	-	1
L-26.	1	-	-	-	-	-	-	-	-
HELICOPTER - TOTAL.	10	-	1	4	-	3	-	-	5
H-13.	1	-	-	-	-	-	-	-	-
H-19.	5	-	-	2	-	-	-	-	3
H-21.	4	-	1	2	-	1	-	-	2
MISCELLANEOUS - TOTAL	4	-	1	1	-	1	-	-	2
A-16.	4	-	1	1	-	1	-	-	2

TABLE 21 - SELECTED CONDITIONS AFFECTING USAF AND COMPONENTS MAJOR AIRCRAFT ACCIDENTS - FY 1957 (CONT)

TYPE AND MODEL	MAJOR ACCIDENTS	INVOLVED FACTORS a/							
		FIRE BEFORE ACCIDENTS	FIRE AFTER ACCIDENTS	FORCED LANDING	FUEL EXHAUSTION	ENGINE STOPPAGE	GCA OR ILS APPROACH	GEAR FAILED TO EXTEND	OTHER
SECOND QUARTER - TOTAL	338	28	135	39	17	91	44	26	88
BOMBER - TOTAL	35	-	21	1	2	5	7	4	9
Jet - (Sub Total)	17	-	13	-	1	4	3	1	6
B-45	1	-	1	-	-	-	-	-	1
B-47	7	-	6	-	-	1	3	-	1
B-52	1	-	1	-	-	-	-	-	-
B-57	5	-	3	-	-	2	-	-	3
B-66	3	-	2	-	1	1	-	1	1
Non-Jet - (Sub Total)	18	-	8	1	1	1	4	3	3
B-25	5	-	1	-	-	-	1	1	1
B-26	7	-	2	-	-	-	2	2	1
B-29	3	-	2	-	-	-	2	-	1
B-36	1	-	1	1	1	1	-	-	-
B-50	2	-	2	-	-	-	1	-	-
CARGO - TOTAL	27	-	8	2	1	5	12	3	12
C-16	1	-	1	-	-	-	1	-	-
C-47/53(C-117)	4	-	1	2	1	1	3	-	1
C-54(R5D)	1	-	-	-	-	-	-	-	-
C-97	1	-	1	-	-	1	-	-	-
C-118 (R6D)	2	-	1	-	-	-	1	-	1
C-119	5	-	1	-	-	2	2	1	2
C-121(R7V1)	1	-	1	-	-	-	1	-	-
C-123	5	-	-	-	-	-	-	-	4
C-124	7	-	2	-	-	1	4	2	4
FIGHTER - TOTAL	171	24	73	17	7	50	19	13	42
F-50	5	1	3	-	-	2	1	-	2
F-84F/K	28	3	13	1	-	10	3	-	8
F-84(Other)	6	1	2	1	-	1	-	1	3
F-86D/L	41	4	22	5	-	14	7	5	7
F-86H	5	1	4	1	-	2	-	1	2
F-86(Other)	31	4	16	3	3	5	3	4	9
F-89	15	2	3	1	2	4	2	-	2
F-94C	7	1	2	-	-	1	1	-	1
F-94(Other)	5	1	-	1	1	2	1	-	2
F-100	24	6	7	4	1	8	1	1	6
F-102	3	-	-	-	-	1	-	1	-
F-104	1	-	1	-	-	1	-	-	-
TRAINER - TOTAL	89	4	30	19	6	29	5	6	22
Jet - (Sub Total)	55	4	27	12	5	22	5	4	15
T-33	64	4	27	12	5	22	5	3	15
T-37	1	-	-	-	-	-	-	1	-
Non-Jet - (Sub Total)	24	-	3	7	1	7	-	2	7
T-6	2	-	-	-	-	-	-	-	-
T-28	12	-	1	3	-	3	-	2	2
T-29	1	-	-	-	-	-	-	-	1
T-34	2	-	-	-	-	-	-	-	1
C-45	6	-	2	3	-	3	-	-	2
MK-4	1	-	-	1	-	1	-	-	-
LIAISON - TOTAL	5	-	1	-	1	1	1	-	3
L-20	4	-	1	-	1	1	1	-	2
L-26	1	-	-	-	-	-	-	-	1
HELICOPTER - TOTAL	9	-	1	-	-	1	-	-	-
H-19	6	-	1	-	-	1	-	-	-
H-21	3	-	-	-	-	-	-	-	-
MISCELLANEOUS - TOTAL	2	-	1	-	-	-	-	-	-
A-16	2	-	1	-	-	-	-	-	-
THIRD QUARTER - TOTAL	325	28	116	44	19	75	42	10	85
BOMBER - TOTAL	33	2	14	2	2	7	5	-	14
Jet - (Sub Total)	17	-	9	1	-	2	3	-	9
B-47	5	-	4	-	-	1	-	-	3
B-52	2	-	1	-	-	-	1	-	2
B-57	6	-	3	1	-	-	-	-	2
B-66	4	-	1	-	-	1	-	-	2

TABLE 21- SELECTED CONDITIONS AFFECTING USAF AND COMPONENTS MAJOR AIRCRAFT ACCIDENTS - FY 1957 (CONT)

TYPE AND MODEL	MAJOR ACCIDENTS	INVOLVED FACTORS a/							
		FIRE BEFORE ACCIDENTS	FIRE AFTER ACCIDENTS	FORCED LANDING	FUEL EXHAUSTION	ENGINE STOPPAGE	CCA OR ILS APPROACH	GEAR FAILED TO EXTEND	OTHER
THIRD QUARTER (CONT'D)									
BOMBER - TOTAL (CONT'D)									
Non-Jet - (Sub Total)	16	1	5	1	2	5	2	-	5
B-25	7	1	2	-	1	3	1	-	-
B-26	3	-	-	-	1	-	1	-	1
B-29	2	-	2	-	-	-	-	-	-
B-50	4	-	1	1	-	2	-	-	4
CARGO - TOTAL									
C-46	23	3	3	4	-	6	9	-	8
C-47/53(C-117)	1	-	-	-	-	-	-	-	-
C-54(R5D)	6	-	-	1	-	1	1	-	1
C-54(R5D)	2	2	-	-	-	1	1	-	-
C-97	3	-	1	-	-	-	2	-	2
C-118 (R6D)	1	-	1	-	-	-	-	-	-
C-119	2	1	-	1	-	1	1	-	1
C-121(R7V1)	1	-	-	-	-	-	1	-	-
C-124	6	-	1	1	-	2	3	-	3
C-131	1	-	-	1	-	1	-	-	1
FIGHTER - TOTAL									
F-80	163	18	73	17	10	36	19	6	41
F-84F/K	4	-	-	-	-	-	-	-	2
F-84F(K)	38	6	17	2	1	11	5	-	8
F-84(Other)	7	-	4	4	1	3	-	-	1
F-86D/L	35	6	14	3	4	9	4	2	9
F-86B	2	1	1	-	-	-	-	-	-
F-86(Other)	23	1	14	1	1	3	-	2	6
F-89	15	-	7	3	1	2	2	1	4
F-94C	5	-	1	-	1	1	1	-	2
F-94(Other)	5	-	2	-	-	-	3	-	2
F-100	25	4	10	3	-	5	3	1	7
F-102	3	-	2	1	1	2	1	-	-
F-104	1	-	1	-	-	-	-	-	-
TRAINER - TOTAL									
Jet - (Sub Total)	94	5	24	19	7	24	9	4	17
T-33	64	3	20	13	6	18	9	1	13
T-37	1	-	1	-	-	-	-	-	-
Non-Jet - (Sub Total)									
T-28	29	2	3	6	1	6	3	3	4
T-28	18	1	1	3	-	3	2	2	2
T-29	2	1	-	1	-	1	-	-	1
T-34	1	-	-	1	-	1	-	-	-
C-45	7	-	2	1	1	1	-	1	1
MK-4	1	-	-	-	-	-	-	-	-
LIAISON - TOTAL									
L-20	2	-	-	1	-	1	-	-	-
L-20	2	-	-	1	-	1	-	-	-
HELICOPTER - TOTAL									
H-13	10	-	2	1	-	1	-	-	5
H-13	2	-	-	-	-	-	-	-	-
H-19	5	-	2	-	-	1	-	-	4
H-21	3	-	-	1	-	-	-	-	1
FOURTH QUARTER - TOTAL									
BOMBER - TOTAL									
Jet - (Sub Total)	30	2	10	-	1	4	3	1	11
B-45	18	1	2	-	1	1	1	1	4
B-47	5	-	3	-	-	-	-	-	1
B-57	9	1	5	-	1	2	1	-	6
B-66	2	-	1	-	-	1	2	-	1
Non-Jet - (Sub Total)									
B-17	12	-	1	-	-	-	2	1	2
B-17	1	-	-	-	-	-	-	-	-
B-25	6	-	-	-	-	-	2	1	1
B-26	3	-	1	-	-	-	-	-	-
B-50	2	-	-	-	-	-	-	-	1
CARGO - TOTAL									
C-47/53(C-117)	15	-	7	3	-	4	1	1	3
C-47/53(C-117)	4	-	3	1	-	1	1	-	-
C-54(R5D)	3	-	-	-	-	-	-	-	-
C-97	2	-	1	1	-	2	-	-	1
C-119	3	-	2	1	-	1	-	1	1
C-123	1	-	-	-	-	-	-	-	-
C-124	2	-	1	-	-	-	-	-	1

TABLE 21 - SELECTED CONDITIONS AFFECTING USAF AND COMPONENTS MAJOR AIRCRAFT ACCIDENTS - FY 1957 (CONT)

TYPE AND MODEL	MAJOR ACCIDENTS	FIRE BEFORE ACCIDENTS	FIRE AFTER ACCIDENTS	FORCED LANDING	FUEL EXHAUSTION	ENGINE STOPPAGE	GCA OR ILS APPROACH	GEAR FAILED TO EXTEND	OTHER
FOURTH QUARTER (CONT'D)									
FIGHTER - TOTAL	<u>161</u>	<u>20</u>	<u>70</u>	<u>9</u>	<u>9</u>	<u>33</u>	<u>12</u>	<u>11</u>	<u>45</u>
F-80	5	-	3	-	-	-	-	-	1
F-84F/K	34	6	15	1	-	5	1	2	7
F-84(Other)	4	-	3	-	-	-	-	-	1
F-86D/L	27	2	15	4	2	6	3	3	8
F-86H	3	1	-	-	-	-	-	-	1
F-86(Other)	14	3	6	-	-	1	1	2	4
F-89	8	2	4	2	2	3	1	1	3
F-94C	6	-	1	-	-	1	2	1	3
F-94(Other)	6	1	1	-	1	3	1	1	1
F-100	39	5	14	2	2	11	2	-	12
F-101	1	-	-	-	-	-	-	-	-
F-102	10	-	5	-	2	2	-	-	2
F-104	4	-	3	-	-	1	-	1	2
TRAINER - TOTAL	<u>86</u>	<u>4</u>	<u>19</u>	<u>28</u>	<u>6</u>	<u>33</u>	<u>6</u>	<u>6</u>	<u>20</u>
Jet - (Sub Total)	<u>58</u>	<u>2</u>	<u>17</u>	<u>15</u>	<u>6</u>	<u>21</u>	<u>6</u>	<u>3</u>	<u>16</u>
T-33	58	2	17	15	6	21	6	3	16
Non-Jet - (Sub Total)	<u>28</u>	<u>2</u>	<u>2</u>	<u>13</u>	<u>-</u>	<u>12</u>	<u>3</u>	<u>3</u>	<u>4</u>
T-6	1	-	-	1	-	1	-	-	-
T-28	20	2	1	11	-	11	-	3	4
T-29	1	-	1	1	-	-	-	-	-
T-34	2	-	-	-	-	-	-	-	-
C-45	4	-	-	-	-	-	-	-	-
LIAISON - TOTAL	<u>5</u>	<u>-</u>	<u>1</u>	<u>1</u>	<u>-</u>	<u>1</u>	<u>-</u>	<u>-</u>	<u>-</u>
L-20	5	-	1	1	-	1	-	-	-
HELICOPTER - TOTAL	<u>12</u>	<u>-</u>	<u>2</u>	<u>6</u>	<u>-</u>	<u>5</u>	<u>-</u>	<u>-</u>	<u>4</u>
H-13	2	-	-	2	-	1	-	-	-
H-19	5	-	1	2	-	2	-	-	3
H-21	5	-	1	2	-	2	-	-	1
MISCELLANEOUS - TOTAL	<u>1</u>	<u>1</u>	<u>-</u>	<u>-</u>	<u>-</u>	<u>-</u>	<u>-</u>	<u>-</u>	<u>2</u>
A-16	1	1	-	-	-	-	-	-	2

a/ None, one, or more than one of these factors may be involved in any one aircraft accident.
Source: D/Flight Safety Research - The Inspector General

TABLE 22- USAF AND ANG MAJOR AIRCRAFT ACCIDENTS - BY PHASE OF OPERATION - FY 1957

(Includes Air Force Reserve, MATS Navy Units and CAP Aircraft in the USAF Inventory)

TYPE AND MODEL	MAJOR ACCIDENTS	TAXIING	TAKE-OFF	IN FLIGHT	LANDING	GO AROUND	MISCELLANEOUS	UNDETERMINED
TOTAL FY 1957	1,364	26	205	439	596	53	41	4
FIRST QUARTER - TOTAL	391	8	69	108	180	15	11	-
BOMBER - TOTAL	24	1	2	8	10	2	1	-
Jet - (Sub Total)	13	1	1	4	7	-	-	-
B-45	3	-	-	1	2	-	-	-
B-47	4	-	1	1	2	-	-	-
B-52	2	1	-	1	-	-	-	-
B-57	3	-	-	1	2	-	-	-
B-66	1	-	-	-	1	-	-	-
Non-Jet - (Sub Total)	11	-	1	4	3	2	1	-
B-25	7	-	1	2	2	-	-	-
B-26	2	-	-	1	1	-	-	-
B-50	2	-	-	1	-	-	1	-
CARGO - TOTAL	26	1	7	6	10	1	1	-
Turboprop	1	-	-	-	1	-	-	-
C-130	1	-	-	-	1	-	-	-
Conventional	25	1	7	6	9	1	1	-
C-46	1	-	-	-	1	-	-	-
C-47/53 (C-117)	11	-	4	1	4	1	1	-
C-97	3	-	-	2	1	-	-	-
C-118 (R6D)	1	-	1	-	-	-	-	-
C-119	5	1	1	1	2	-	-	-
C-123	1	-	1	-	-	-	-	-
C-124	2	-	-	1	1	-	-	-
C-131	1	-	-	1	-	-	-	-
FIGHTER - TOTAL	198	5	33	66	84	5	5	-
Jet - (Sub Total)	194	4	33	55	82	5	5	-
F-80	3	-	2	1	5	-	-	-
F-84P/K	43	1	10	17	11	2	2	-
F-84 (Other)	6	1	1	3	1	-	-	-
F-86D/L	37	-	3	8	24	2	-	-
F-86H	10	1	2	2	4	-	1	-
F-86 (Other)	36	1	1	16	16	-	2	-
F-89	14	-	4	6	3	1	-	-
F-94C	3	-	1	1	1	-	-	-
F-94 (Other)	10	-	4	2	4	-	-	-
F-100	25	-	3	9	13	-	-	-
F-102	2	-	2	-	-	-	-	-
Non-Jet - (Sub Total)	4	1	-	1	2	-	-	-
F-51	4	1	-	1	2	-	-	-
TRAINER - TOTAL	112	1	22	27	58	3	1	-
Jet - (Sub Total)	84	-	15	19	45	3	1	-
T-33	84	-	15	19	45	3	1	-
Non-Jet - (Sub Total)	28	1	6	8	12	-	-	-
T-6	2	-	2	-	-	-	-	-
T-28	15	-	2	5	8	-	-	-
T-34	5	-	1	1	3	-	-	-
C-45	6	1	1	2	1	1	-	-
LIAISON - TOTAL	17	-	2	-	12	3	-	-
L-18	1	-	-	-	1	-	-	-
L-19	13	-	1	-	9	3	-	-
L-20	1	-	1	-	-	-	-	-
L-21	1	-	-	-	1	-	-	-
L-26	1	-	-	-	1	-	-	-
HELICOPTER - TOTAL	10	-	1	1	6	-	2	-
H-13	1	-	-	-	1	-	-	-
H-19	5	-	-	1	2	-	2	-
H-21	4	-	1	-	3	-	-	-
MISCELLANEOUS - TOTAL	4	-	2	-	-	1	1	-
A-16	4	-	2	-	-	1	1	-
SECOND QUARTER - TOTAL	338	6	36	112	159	12	13	-
BOMBER - TOTAL	35	-	4	12	16	2	1	-
Jet - (Sub Total)	17	-	4	8	3	-	-	-
B-45	1	-	-	-	1	-	-	-
B-47	7	-	2	3	1	-	-	-
B-52	1	-	1	-	-	-	-	-
B-57	5	-	-	4	-	1	-	-
B-66	3	-	1	1	1	-	-	-

TABLE 22- USAF AND ANG MAJOR AIRCRAFT ACCIDENTS - BY PHASE OF OPERATION - FY 1957 (cont)

TYPE AND MODEL	MAJOR ACCIDENTS	TAXIING	TAKE-OFF	IN FLIGHT	LANDING	GO AROUND	MISCELLANEOUS	UNDETERMINED
SECOND QUARTER (CONT'D)								
BOMBER (CONT'D)								
Non-Jet - (Sub Total)	18	-	-	4	13	-	1	-
B-25	5	-	-	-	4	-	1	-
B-26	7	-	-	2	5	-	-	-
B-29	3	-	-	1	2	-	-	-
B-36	1	-	-	1	1	-	-	-
B-50	2	-	-	1	1	-	-	-
CARGO - TOTAL	27	-	3	3	19	1	1	-
C-46	1	-	-	-	1	-	-	-
C-47/53 (C-117)	4	-	-	-	4	-	-	-
C-54 (R5D)	1	-	1	-	-	-	-	-
C-97	1	-	1	-	-	-	-	-
C-118	2	-	-	1	1	-	-	-
C-119	5	-	-	2	3	-	-	-
C-121 (R7V1)	1	-	-	-	1	-	-	-
C-123	5	-	1	-	3	-	1	-
C-124	7	-	-	-	6	1	-	-
FIGHTER - TOTAL	171	3	20	62	77	4	5	-
F-30	5	-	2	2	1	-	-	-
F-84P/K	28	-	3	12	9	-	4	-
F-84 (Other)	6	-	-	3	3	-	-	-
F-86D/L	41	1	8	15	16	1	-	-
F-86H	5	-	-	3	2	-	-	-
F-86 (Other)	31	1	2	12	15	1	-	-
F-89	15	-	2	4	9	-	-	-
F-94C	7	1	-	1	4	-	1	-
F-94 (Other)	5	-	-	1	4	-	-	-
F-100	24	-	2	8	12	2	-	-
F-102	3	-	1	1	1	-	-	-
F-104	1	-	-	-	1	-	-	-
TRAINER - TOTAL	89	3	6	30	42	5	3	-
Jet - (Sub Total)	65	1	4	23	32	3	2	-
T-33	64	1	4	23	31	3	2	-
T-37	1	-	-	7	10	2	1	-
Non - Jet (Sub Total)	24	2	2	7	10	2	1	-
T-6	2	-	-	1	1	-	-	-
T-28	12	2	2	1	6	-	1	-
T-29	1	-	-	-	-	1	-	-
T-34	2	-	-	2	-	-	-	-
C-45	6	-	-	3	2	1	-	-
MK-4	1	-	-	-	1	-	-	-
LIAISON - TOTAL	5	-	1	2	2	-	-	-
L-20	4	-	1	2	1	-	-	-
L-26	1	-	-	-	1	-	-	-
HELICOPTER - TOTAL	9	-	1	2	3	-	3	-
H-19	6	-	-	1	3	-	2	-
H-21	3	-	1	1	-	-	1	-
MISCELLANEOUS - TOTAL	2	-	1	1	-	-	-	-
A-16	2	-	1	1	-	-	-	-
THIRD QUARTER - TOTAL								
BOMBER - TOTAL	325	5	52	119	124	17	7	1
Jet - (Sub Total)	33	-	7	9	13	4	-	-
B-47	17	-	4	5	6	-	-	-
B-52	5	-	2	2	1	-	-	-
B-57	2	-	-	1	1	-	-	-
B-66	6	-	2	2	2	2	-	-
Non-Jet (Sub Total)	16	-	3	4	7	2	-	-
B-25	7	-	1	2	3	1	-	-
B-26	3	-	1	-	2	-	-	-
B-29	2	-	-	1	-	1	-	-
B-50	4	-	1	1	2	-	-	-

TABLE 22 - USAF AND ANG MAJOR AIRCRAFT ACCIDENTS - BY PHASE OF OPERATION - FY 1957 (CONT)

TYPE AND MODEL	MAJOR ACCIDENTS	TAXIING	TAKE-OFF	IN FLIGHT	LANDING	GO AROUND	MISCELLANEOUS	UNDETERMINED
THIRD QUARTER (CONT'D)								
CARGO - TOTAL	23	1	6	5	9	1	1	-
C-46	1	-	-	-	1	-	-	-
C-47/53(C-117)	6	-	3	1	2	-	-	-
C-54 (R5D)	2	1	-	1	-	-	-	-
C-97	3	-	-	2	1	-	-	-
C-118(R6D)	1	-	-	-	-	1	-	-
C-119	2	-	-	1	1	-	-	-
C-121 (RTVL)	1	-	-	-	1	-	-	-
C-124	6	-	2	-	3	-	1	-
C-131	1	-	1	-	-	-	-	-
FIGHTER - TOTAL	163	1	20	69	61	8	3	1
F-80	4	-	-	3	1	-	-	-
F-84F/K	38	-	2	18	15	-	3	-
F-84 (Other)	7	-	1	3	2	1	-	-
F-86D/L	35	-	8	16	8	2	-	1
F-86H	2	-	-	2	-	-	-	-
F-86 (Other)	23	-	3	14	4	2	-	-
F-89	15	1	3	4	6	1	-	-
F-94C	5	-	2	1	2	-	-	-
F-94 (Other)	5	-	1	-	4	-	-	-
F-100	25	-	-	7	17	1	-	-
F-102	3	-	-	1	1	1	-	-
F-104	1	-	-	-	1	-	-	-
TRAINER - TOTAL	94	3	18	32	36	3	2	-
Jet - (Sub Total)	65	1	14	26	26	1	1	-
T-33	64	1	14	19	26	3	1	-
T-37	1	-	-	1	-	-	-	-
Non-Jet - (Sub Total)	29	2	4	12	10	-	1	-
T-28	18	1	2	8	6	-	-	-
T-29	2	1	-	1	-	-	-	-
T-34	1	-	-	1	-	-	-	-
C-45	7	-	2	1	4	-	-	-
MK-4	1	-	-	1	-	-	-	-
LIAISON - TOTAL	2	-	1	-	1	-	-	-
T-20	2	-	1	-	1	-	-	-
HELICOPTER - TOTAL	10	-	-	4	4	1	1	-
H-13	2	-	-	-	2	-	-	-
H-19	5	-	-	3	1	-	1	-
H-21	3	-	-	1	1	1	-	-
FOURTH QUARTER - TOTAL	310	7	48	100	133	9	10	3
BOMBER - TOTAL	30	2	3	13	11	1	-	-
Jet - (Sub Total)	18	1	1	9	7	-	-	-
B-45	2	-	-	1	1	-	-	-
B-47	5	-	-	2	3	-	-	-
B-57	9	1	1	6	1	-	-	-
B-66	2	-	-	-	2	-	-	-
Non-Jet - (Sub Total)	12	1	2	4	4	1	-	-
B-17	1	-	-	-	1	-	-	-
B-25	6	1	1	1	2	1	-	-
B-26	3	-	1	1	1	-	-	-
B-50	2	-	-	2	-	-	-	-
CARGO - TOTAL	15	-	3	1	9	-	1	1
C-47/53 (C-117)	4	-	1	-	3	-	-	-
C-54 (R5D)	3	-	-	-	1	-	-	-
C-97	2	-	1	-	1	-	1	1
C-119	3	-	1	1	1	-	-	-
C-123	1	-	-	-	1	-	-	-
C-124	2	-	-	-	2	-	-	-
FIGHTER - TOTAL	161	2	19	61	69	2	7	1
F-80	5	-	1	2	2	-	-	-
F-84F/K	34	1	1	15	13	-	3	1
F-84 (Other)	4	-	1	1	2	-	-	-
F-86D/L	27	-	7	11	6	1	2	-
F-86H	3	-	-	2	1	-	-	-
F-86 (Other)	14	-	1	9	3	1	-	-
F-89	8	-	-	2	3	0	-	-
F-94C	6	-	-	2	4	-	-	-

TABLE 22- USAF AND ANG MAJOR AIRCRAFT ACCIDENTS - BY PHASE OF OPERATION - FY 1957 (CONT)

TYPE AND MODEL	MAJOR ACCIDENTS	TAXIING	TAKE-OFF	IN FLIGHT	LANDING	GO AROUND	MISCELLANEOUS	UNDETERMINED
FOURTH QUARTER (CONT'D)								
FIGHTER (CONT'D)								
F-94 (Other)	6	-	2	2	2	-	-	-
F-100	39	1	6	12	20	-	-	-
F-101	1	-	-	-	1	-	-	-
F-102	10	-	-	1	7	-	2	-
F-104	4	-	-	2	2	-	-	-
TRAINER - TOTAL	86	3	18	17	40	6	1	1
Jet - (Sub Total)	58	-	13	12	28	3	1	1
T-33	58	-	13	12	28	3	1	1
Non-Jet - (Sub Total)	28	3	5	5	12	3	-	-
T-6	1	-	1	-	-	-	-	-
T-28	20	3	4	5	7	1	-	-
T-29	1	-	-	-	-	1	-	-
T-34	2	-	-	-	2	-	-	-
C-45	4	-	-	-	3	1	-	-
LIAISON - TOTAL	5	-	2	2	1	-	-	-
T-20	5	-	2	2	1	-	-	-
HELICOPTER - TOTAL	12	-	3	6	2	-	1	-
H-13	2	-	1	1	-	-	-	-
H-19	5	-	-	4	-	-	1	-
H-21	5	-	2	1	2	-	-	-
MISCELLANEOUS - TOTAL	1	-	-	-	1	-	-	-
A-16	1	-	-	-	1	-	-	-

Source: D/Flight Safety Research - The Inspector General.

TABLE 23 - PERSONNEL FATALITIES AND INJURIES IN USAF/ANG AIRCRAFT ACCIDENTS - FY 1957

TYPE AND MODEL	INJURIES - ALL PERSONNEL				INJURIES - USAF RATED PILOTS			
	TOTAL	FATAL	MAJOR	MINOR	TOTAL	FATAL	MAJOR	MINOR
<u>TOTAL FY 1957</u>	<u>1,266</u>	<u>785</u>	<u>327</u>	<u>154</u>	<u>592</u>	<u>335</u>	<u>181</u>	<u>76</u>
<u>FIRST QUARTER - TOTAL</u>	<u>341</u>	<u>188</u>	<u>100</u>	<u>53</u>	<u>165</u>	<u>72</u>	<u>59</u>	<u>34</u>
<u>BOMBER - TOTAL</u>	<u>51</u>	<u>42</u>	<u>6</u>	<u>3</u>	<u>17</u>	<u>10</u>	<u>5</u>	<u>2</u>
<u>Jet - (Sub Total)</u>	<u>20</u>	<u>15</u>	<u>2</u>	<u>1</u>	<u>9</u>	<u>5</u>	<u>2</u>	<u>1</u>
B-45	3	2	-	-	1	-	-	-
B-47	8	8	-	-	5	5	-	-
B-52	7	5	2	-	2	-	2	-
B-57	2	-	-	2	1	-	-	1
<u>Non - Jet - (Sub Total)</u>	<u>31</u>	<u>27</u>	<u>4</u>	<u>-</u>	<u>8</u>	<u>2</u>	<u>3</u>	<u>-</u>
B-25	3	-	3	-	3	-	3	-
B-26	1	-	1	-	-	-	-	-
B-50	27	27	-	-	5	5	-	-
<u>CARGO - TOTAL</u>	<u>127</u>	<u>76</u>	<u>37</u>	<u>14</u>	<u>27</u>	<u>12</u>	<u>12</u>	<u>3</u>
C-47/53 (C-117)	26	12	12	2	9	1	7	1
C-97	6	6	-	-	2	2	-	-
C-118	66	46	20	-	6	3	3	-
C-119	8	8	-	-	4	4	-	-
C-124	19	4	5	10	6	2	2	2
C-131	2	-	-	2	-	-	-	-
<u>FIGHTER - TOTAL</u>	<u>88</u>	<u>30</u>	<u>33</u>	<u>25</u>	<u>68</u>	<u>26</u>	<u>23</u>	<u>19</u>
<u>Jet - (Sub Total)</u>	<u>86</u>	<u>29</u>	<u>33</u>	<u>24</u>	<u>66</u>	<u>24</u>	<u>23</u>	<u>18</u>
F-80	1	1	-	-	1	1	-	-
F-84F/K	19	8	9	2	12	6	6	-
F-84 (Other)	4	3	1	-	4	3	1	-
F-86D/L	12	3	4	5	12	3	4	5
F-86H	2	1	-	1	2	1	-	1
F-86 (Other)	18	8	4	6	17	8	3	6
F-89	12	2	5	5	6	1	2	3
F-94C	7	-	4	3	2	2	1	1
F-94 (Other)	7	3	4	-	6	2	4	-
F-100	3	-	1	2	3	-	1	2
F-102	1	-	1	-	1	-	1	-
<u>Non-Jet - (Sub Total)</u>	<u>2</u>	<u>1</u>	<u>-</u>	<u>1</u>	<u>2</u>	<u>1</u>	<u>-</u>	<u>1</u>
F-51	2	1	-	1	2	1	-	1
<u>TRAINER - TOTAL</u>	<u>62</u>	<u>39</u>	<u>16</u>	<u>7</u>	<u>43</u>	<u>23</u>	<u>13</u>	<u>7</u>
<u>Jet - (Sub Total)</u>	<u>57</u>	<u>33</u>	<u>15</u>	<u>6</u>	<u>41</u>	<u>23</u>	<u>12</u>	<u>6</u>
T-33	54	33	15	6	41	23	12	6
<u>Non-Jet - (Sub Total)</u>	<u>5</u>	<u>6</u>	<u>1</u>	<u>1</u>	<u>2</u>	<u>1</u>	<u>1</u>	<u>1</u>
T-28	6	4	1	1	2	1	1	1
T-34	2	2	-	-	-	-	-	-
<u>MISCELLANEOUS - TOTAL</u>	<u>13</u>	<u>1</u>	<u>8</u>	<u>4</u>	<u>10</u>	<u>1</u>	<u>6</u>	<u>3</u>
SA-16	3	-	2	1	2	-	2	1
H-21	3	1	2	-	3	1	2	-
L-18	2	-	2	-	-	-	-	-
L-19	4	-	2	2	4	-	2	2
L-20	1	-	-	1	1	-	-	1
<u>SECOND QUARTER - TOTAL</u>	<u>355</u>	<u>224</u>	<u>87</u>	<u>44</u>	<u>141</u>	<u>87</u>	<u>38</u>	<u>16</u>
<u>BOMBER - TOTAL</u>	<u>77</u>	<u>50</u>	<u>16</u>	<u>11</u>	<u>24</u>	<u>18</u>	<u>3</u>	<u>3</u>
<u>Jet - (Sub Total)</u>	<u>35</u>	<u>26</u>	<u>5</u>	<u>1</u>	<u>13</u>	<u>11</u>	<u>2</u>	<u>1</u>
B-47	19	15	4	-	9	7	2	-
B-52	10	10	-	-	2	2	-	-
B-57	6	4	1	1	2	2	-	-
<u>Non-Jet - (Sub Total)</u>	<u>42</u>	<u>24</u>	<u>11</u>	<u>10</u>	<u>11</u>	<u>7</u>	<u>1</u>	<u>3</u>
B-26	3	3	-	-	3	3	-	-
B-29	10	8	1	1	2	2	-	-
B-36	17	-	8	9	4	-	1	3
B-50	12	10	2	-	2	2	-	-
<u>CARGO - TOTAL</u>	<u>123</u>	<u>78</u>	<u>31</u>	<u>14</u>	<u>13</u>	<u>4</u>	<u>7</u>	<u>2</u>
C-46	4	-	2	2	2	-	1	1
C-47/53 (C-117)	6	-	1	5	2	-	1	1
C-97	3	-	3	-	1	-	1	-
C-118	59	59	-	-	-	-	-	-
C-119	4	4	-	-	2	2	-	-
C-121	35	12	17	6	3	-	1	1
C-124	12	3	8	1	3	-	3	-

TABLE 23 - PERSONNEL FATALITIES AND INJURIES IN USAF/ANG AIRCRAFT ACCIDENTS - FY 1957 (CONT)

TYPE AND MODEL	INJURIES - ALL PERSONNEL				INJURIES - ALL PERSONNEL			
	TOTAL	FATAL	MAJOR	MINOR	TOTAL	FATAL	MAJOR	MINOR
SECOND QUARTER (CONT'D)								
FIGHTER - TOTAL	89	50	23	16	63	37	18	8
F-80	11	6	3	2	5	4	1	0
F-84F/K	9	4	4	1	9	4	4	1
F-84 (Other)	3	2	-	1	3	2	-	1
F-86D/L	23	12	5	6	13	8	3	2
F-86H	2	2	-	-	2	2	-	-
F-86 (Other)	15	9	3	3	15	9	3	3
F-89	15	12	1	2	7	5	1	1
F-94C	2	1	1	-	1	1	-	-
F-94 (Other)	3	-	2	1	2	-	2	-
F-100	5	1	4	-	5	1	4	-
F-104	1	1	-	-	1	-	-	-
TRAINER - TOTAL	42	31	8	3	32	23	6	3
Jet - (Sub Total)	37	27	7	3	29	21	5	3
T-33	37	27	7	3	29	21	5	3
Non-Jet - (Sub Total)	5	4	1	-	3	2	1	-
T-6	1	1	-	-	1	1	-	-
T-28	1	1	-	-	-	-	-	-
T-34	1	1	-	-	-	-	-	-
C-45	2	1	1	-	2	1	1	-
MISCELLANEOUS - TOTAL	24	15	9	-	9	5	4	-
SA-16	8	1	7	-	2	-	2	-
H-19	1	-	1	-	1	1	-	-
L-20	7	7	-	-	3	3	-	-
L-26	3	2	1	-	3	2	1	-
Cessna (Civilian)	5	5	-	-	-	-	-	-
THIRD QUARTER - TOTAL								
BOMBER - TOTAL	386	282	73	31	171	119	40	12
Jet - (Sub Total)	104	82	19	3	41	21	10	1
B-47	22	16	3	-	12	9	3	-
B-52	10	8	1	1	5	4	1	-
B-57	11	9	1	1	7	6	1	-
Non-Jet - (Sub Total)	61	46	14	1	17	12	4	1
B-25	10	4	6	-	5	2	3	-
B-29	28	20	7	1	8	6	1	1
B-50	23	22	1	-	4	4	-	-
CARGO - TOTAL	129	103	16	10	18	14	3	1
C-47/53(C-117)	8	7	1	-	5	4	1	-
C-97	74	74	-	-	8	8	-	-
C-119	1	-	-	1	1	-	-	1
C-124	46	22	15	9	4	2	2	-
FIGHTER - TOTAL	79	48	18	13	64	39	16	9
F-80	1	1	-	-	1	1	-	-
F-84 F/K	13	7	3	3	13	7	3	3
F-84 (Other)	4	3	1	-	4	3	1	-
F-86 D/L	19	11	4	4	15	9	4	2
F-86H	2	1	1	-	2	1	1	-
F-86 (Other)	14	9	4	1	13	9	3	1
F-89	9	5	2	2	4	2	1	1
F-94C	2	2	-	-	1	1	-	-
F-94 (Other)	4	4	-	-	2	2	-	-
F-100	8	4	2	2	7	4	2	1
F-102	2	-	1	1	2	-	1	1
F-104	1	1	-	-	-	-	-	-
TRAINER - TOTAL	66	43	18	5	44	32	11	1
Jet - (Sub Total)	42	29	11	2	34	23	10	1
T-33	40	29	10	1	32	23	9	-
T-37	2	-	1	1	2	-	1	1
Non-Jet (Sub Total)	24	14	7	3	10	9	1	-
T-28	11	8	2	1	5	5	-	-
T-29	5	-	3	2	1	-	1	-
C-45	7	5	2	-	4	4	-	-
MK-4	1	1	-	-	-	-	-	-

TABLE 23- PERSONNEL FATALITIES AND INJURIES IN USAF/ANG AIRCRAFT ACCIDENTS - FY 1957 (CONT)

TYPE AND MODEL	INJURIES - ALL PERSONNEL				INJURIES - ALL PERSONNEL			
	TOTAL	FATAL	MAJOR	MINOR	TOTAL	FATAL	MAJOR	MINOR
THIRD QUARTER - (CONT'D)								
<u>MISCELLANEOUS - TOTAL</u>	8	6	2	-	4	3	1	-
H-13	2	1	2	-	1	-	1	-
H-19	6	6	-	-	3	3	-	-
FOURTH QUARTER - TOTAL	184	91	67	26	115	57	44	14
<u>BOMBER - TOTAL</u>	17	28	14	5	23	14	7	2
Jet - (Sub Total)	29	15	10	4	15	7	7	1
B-45	4	-	3	1	2	-	2	-
B-47	10	6	4	1	5	3	2	-
B-57	11	6	2	3	6	3	2	1
B-66	4	3	1	3	2	1	1	-
Non-Jet - (Sub Total)	18	13	4	1	8	7	-	1
B-25	11	6	4	1	5	4	-	1
B-26	2	2	-	-	1	1	-	-
B-50	5	5	-	-	2	2	-	-
<u>CARGO - TOTAL</u>	23	7	5	11	11	4	3	4
C-47/53 (C-117)	10	3	2	5	6	2	2	2
C-97	2	-	1	1	1	-	1	-
C-119	6	4	1	1	2	2	-	-
C-124	5	-	1	4	2	-	-	2
<u>FIGHTER - TOTAL</u>	57	33	20	4	44	26	15	3
F-80	4	3	1	-	2	2	-	-
F-84 F/K	11	7	4	-	8	5	3	-
F-84 (Other)	1	1	-	-	1	1	-	-
F-86 D/L	8	4	2	2	8	4	2	2
F-86H	1	-	1	-	1	-	1	-
F-86 (Other)	11	9	1	1	9	7	1	1
F-89	4	-	4	-	2	-	2	-
F-94 C	2	2	-	-	1	1	-	-
F-94 (Other)	4	2	1	1	2	1	1	-
F-100	8	3	5	-	8	3	5	-
F-102	2	2	-	-	2	2	-	-
F-104	1	-	1	-	-	-	-	-
<u>TRAINER - TOTAL</u>	38	13	19	6	26	6	15	5
Jet - (Sub Total)	31	11	15	5	24	6	15	4
T-33	31	11	15	5	25	6	15	4
Non-Jet - (Sub Total)	7	2	4	1	1	-	-	1
T-28	5	2	3	-	-	-	-	-
T-29	1	-	1	-	-	-	-	-
C-45	1	-	-	1	1	-	-	1
<u>MISCELLANEOUS - TOTAL</u>	19	10	9	-	11	7	4	-
L-20	4	4	-	-	2	2	-	-
H-13	2	2	-	-	2	2	-	-
H-19	4	1	3	-	3	1	2	-
H-21	7	1	6	-	2	-	2	-
Other	2	2	-	-	2	2	-	-

Source: D/Flight Safety Research - The Inspector General.

TABLE 24 - USAF MAJOR ACCIDENTS BY MISSION OF FLIGHT - FY 1957

(Excluding ANG and MDAP flying hours and accidents)

TYPE OF MISSION	FLYING HOURS	MAJOR ACCIDENTS		AIRCRAFT DESTROYED	FATALITIES
		Number	Rate		
<u>TOTAL - FY 1957</u>	<u>8,836,346</u>	<u>1,244</u>	<u>14</u>	<u>647</u>	<u>746</u>
<u>FIRST QUARTER - TOTAL</u>	<u>2,515,232</u>	<u>352</u>	<u>14</u>	<u>168</u>	<u>177</u>
Combat Crew and Operational Training ...	1,112,004	179	16	101	71
Student Training	626,555	59	9	21	17
Administrative	15,059	3	20	3	46
MATS Ferry	2,611	3	115	-	-
Combat Readiness Training					
AFR 60-2	238,212	29	12	4	3
Dual Purpose	284,682	19	7	10	20
Special Missions	40,870	11	27	7	7
Other	195,239	47	24	22	13
Unknown	-	2	-	-	-
<u>SECOND QUARTER - TOTAL</u>	<u>2,155,816</u>	<u>312</u>	<u>14</u>	<u>173</u>	<u>216</u>
Combat Crew and Operational Training ...	1,005,276	187	19	113	170
Student Training	457,729	28	6	11	4
Administrative	14,000	-	-	-	-
MATS Ferry	2,655	7	264	5	2
Combat Readiness Training					
AFR 60-2	222,537	25	11	13	16
Dual Purpose	261,281	18	7	11	15
Special Missions	34,690	6	17	1	2
Other	157,648	39	25	17	4
Unknown	-	2	-	2	3
<u>THIRD QUARTER - TOTAL</u>	<u>2,170,887</u>	<u>294</u>	<u>14</u>	<u>171</u>	<u>267</u>
Combat Crew and Operational Training ...	946,685	151	16	105	181
Student Training	516,004	55	11	25	19
Administrative	9,996	1	10	-	-
MATS Ferry	5,818	4	69	-	-
Combat Readiness Training					
AFR 60-2	235,399	31	13	15	13
Dual Purpose	266,611	18	7	5	26
Special Missions	34,297	5	15	3	2
Other	156,077	27	17	16	14
Unknown	-	2	-	2	12
<u>FOURTH QUARTER - TOTAL</u>	<u>1,994,411</u>	<u>286</u>	<u>14</u>	<u>135</u>	<u>86</u>
Combat Crew and Operational Training ...	821,361	128	16	64	40
Student Training	540,829	63	12	26	9
Administrative	10,371	1	10	-	-
MATS Ferry	5,517	5	91	1	-
Combat Readiness Training					
AFR 60-2	206,786	26	13	10	7
Dual Purpose	226,065	21	9	10	13
Special Missions	32,464	11	34	8	2
Other	151,018	29	19	15	12
Unknown	-	2	-	1	3

Source: D/Flight Safety Research - The Inspector General.

GROUND SAFETY

DEFINITIONS

The tables included in this section are USAF Ground Accident statistics approved and directed by the Air Force Regulation 32-1, dated 24 August 1948. In establishing the reporting system, standardized cost factors and definitions have been approved. The present standard accident costs for injuries and fatalities were established by the Air Force Regulation 32-2, dated 18 April 1956.

ACCIDENT, GROUND

Any accident which occurs on or off an Air Force installation, base, or site which involves Air Force military personnel, Air Force civilian personnel on duty, or Air Force property. Reference paragraph 3, Air Force Regulation 32-2, dated 18 April 1956.

ACCIDENT, PRIVATE MOTOR VEHICLE

A motor vehicle accident involving only non-Air Force motor vehicle or, if both Air Force and non-Air Force motor vehicles were involved, the Air Force motor vehicle was not being operated at the time of the accident. Motor vehicles which are not Air Force property will be considered as private motor vehicles. Vehicles which are the property of Government agencies other than the Air Force will also be considered as private motor vehicles.

ACCIDENT, USAF MOTOR VEHICLE

An accident involving the operating of an Air Force motor vehicle which results in either disabling or non-disabling injury to Air Force personnel and/or non-USAF persons and/or damage aggregating \$25.00 or more to Air Force motor vehicles, or to other vehicles or property without regard to ownership.

ACCIDENT, USAF PROPERTY

An incident resulting from Air Force ground operation wherein Air Force property is accidentally damaged in amount of \$25.00 or more.

COST PER CAPITA

Cost per Capita - $\frac{\text{Cost of Injuries} + \text{Cost of Fatalities} + \text{Cost of Property Damage}}{\text{Total Command Strength (Average Military and Average Civilian)}}$

COST YARDSTICK

INJURY	JAN 1949 THROUGH DEC 1950		JAN 1951 THROUGH DEC 1951			JAN 1952 THROUGH JUN 1956	
	Military	Civilian	Military		Civilian	Military	Civilian
			Officer	Airman			
Non-Disabling. . .	\$ 4.25	\$ 4.25	\$ 6.00	\$ 6.00	\$ 6.00	\$ 7.00	\$ 7.00
Temporary Total. .	441.00	119.00	32.00/Day	23.00/Day	17.00/Day	30.00/Day	14.00/Day
Permanent Partial. .	441.00	119.00	37,000.00	37,000.00	8,500.00	43,000.00	10,500.00
Permanent Total. .	441.00	119.00	57,000.00	57,000.00	70,000.00	63,500.00	70,000.00
Fatal.	19,565.00	9,955.00	26,500.00	26,500.00	20,000.00	31,500.00	25,000.00

COMMAND (FISCAL YEAR MAJOR), CONTINENTAL US

Continental Command - A Major Air Command whose headquarters and subordinate units are located within the Continental United States.

COMMAND (FISCAL YEAR MAJOR), OVERSEAS

Overseas Command - A Major Air Command whose headquarters and subordinate units are located outside the Continental United States.

DAYS OUT OF SERVICE

Air Force vehicle "days out of Service" and Air Force aircraft "days out of service" will be estimated total number of calendar days that the particular piece of equipment is out of service as a result of a ground accident, beginning with the day after the accident occurs and continuing up to the day on which it is estimated that the equipment will return to service.

GROUND SAFETY (CONTINUED)

DEFINITIONS

INJURY, DISABLING

An injury which results in death, permanent total, permanent partial injury, or temporary total injury which in the opinion of competent medical authority makes it impossible for the injured to return to work or duty at any time during the next calendar day following date of injury.

INJURY, NON-DISABLING

A non-disabling injury is an injury which, although requiring medical attention, would not keep the injured person from performing his regularly assigned duties during the next calendar day or any subsequent day. This type is generally known as a first-aid case.

PERSONNEL, CIVILIAN

Includes citizens and/or residents of the United States, its territories, and Canada, who are employed by the US Air Force and are paid from appropriated funds. Excludes Foreign Nationals.

PERSONNEL, MILITARY

Comprises officers and airmen serving on extended active duty with the Air Force. Members of other United States military services serving on extended active duty with Air Force units are included as Air Force Military Personnel.

RATES

Frequency rates were computed to the following formulas:

$$\text{Civilian Injury Rate} = \frac{\text{Number of Civilian Disabling and Fatal Injuries} \times 1,000,000}{\text{Total Hours of Civilian Employment}}$$

$$\text{Military Injury Rate (On Duty)} = \frac{\text{Number of Military Disabling and Fatal Injuries "On Duty"} \times 100,000}{\text{Total Military Man-Days of Exposure} \times 1/3}$$

$$\text{Military Injury Rate (Off Duty)} = \frac{\text{Number of Military Disabling and Fatal Injuries "Off Duty"} \times 100,000}{\text{Total Military Man-Days Exposure} \times 2/3}$$

$$\text{USAF Motor Vehicle Rate} = \frac{\text{Number of USAF Motor Vehicle Accidents} \times 100,000}{\text{Total USAF Motor Vehicle Mileage}}$$

STATUS

Indicates whether or not the person involved in the accident was on or off duty and whether the accident occurred on or off a military installation, base or site.

STRENGTH (AVERAGE), CIVILIAN

The derived civilian employee strength is developed by dividing the total civilian payroll man-hours worked (including legal holidays) during the report period by the standard number of work hours during the report period:

$$\text{Derived Civilian Strength} = \frac{\text{TOTAL CIVILIAN Man Hours Worked}}{\text{Number of Standard Work Hours}}$$

The number of standard work-hours during the report period are the number of calendar days in the month minus Saturdays and Sundays multiplied by 8. Example - there were 21 paid payroll work-days in January 1955, therefore, the standard number of work-hours in the month was 21 multiplied by 8, or 168 hours.

STRENGTH (AVERAGE), MILITARY

The average military strength is obtained by dividing the total military man-days of exposure by the number of days in the report period:

$$\text{Average Military Strength} = \frac{\text{Exposure}}{\text{Number of Days in the Report Period}}$$

The total military exposure is the sum of daily assigned strength figures as shown on all morning reports for the entire report period.

GROUND SAFETY (CONTINUED)

DEFINITIONS

TIME LOSS (CIVILIAN)

Time loss for a civilian employee will be the estimated total number of days he will be unable to report for work as a result of the injury beginning with the first day he is unable to report for work and continuing up to the date of return. Sick leave, annual leave, and holidays will be included in the time loss.

TIME LOSS (MILITARY)

Time loss for a military person will be the estimated number of calendar days he is unable to report for duty as a result of an accidental injury, beginning with the first day he is unable to report for duty and continued up to the date of return.

USAF AIRCRAFT DAMAGED FROM GROUND ACCIDENTS

USAF Aircraft damaged as the result of a ground accident.

TABLE 25 - SUMMARY - USAF GROUND ACCIDENT

(Cost yardstick changes for USAF Ground Accidents are shown on chart under "Definitions". Beginning with July 1953)

LINE NO	INJURIES AND PROPERTY DAMAGE	CA 1949	CA 1950	CA 1951	CA 1952
1	MILITARY PERSONNEL				
2	Injuries				
3	Non-Disabling - Total	35,056	45,591	75,156	89,217
4	Disabling - Total	11,667	12,212	17,031	19,503
5	Fatalities	483	472	843	935
6	Permanent Total	133	119	13	21
7	Permanent Partial	11,051	11,621	183	215
8	Temporary Total	3,965	3,877	15,992	18,332
9	On-Duty Disabling Injuries - Total	7,702	8,375	6,011	6,358
10	Off-Duty Disabling Injuries - Total	7,702	8,375	11,020	13,145
11	Disabling Injury Rate - Total	7.73	7.63	6.04	5.55
12	On-Duty	7.96	7.26	6.41	5.44
13	Off-Duty	7.62	7.80	5.86	5.61
14	Man-Days Exposure - Total	150,958,405	160,153,908	281,829,035	351,224,770
15	Man-Days Lost - Total	180,304	193,645	276,473	338,025
16	Cost of Injuries - Total	\$ 14,531,045	\$ 14,605,802	\$ 31,442,808	\$ 43,724,786
17	Non-Disabling	148,988	193,762	450,936	624,519
18	Disabling	14,382,057	14,412,040	30,991,872	43,100,267
19	CIVILIAN PERSONNEL b/				
20	Injuries				
21	Non-Disabling - Total	58,905	60,960	117,546	132,185
22	Disabling - Total	2,681	2,347	3,455	3,733
23	Fatalities	16	14	31	31
24	Permanent Total	43	54	2	-
25	Permanent Partial	2,622	2,279	71	58
26	Temporary Total	7,43	6,48	3,351	3,644
27	Disabling Injury Rate - Total	7.43	6.48	6.32	5.80
28	Man-Hours Exposure - Total	360,753,462	362,012,849	546,355,622	643,839,977
29	Man-Days Lost - Total	32,005	31,414	38,975	46,019
30	Cost of Injuries - Total	\$ 722,953	\$ 676,097	\$ 2,713,399	\$ 2,692,047
31	Non-Disabling	246,521	259,080	705,276	925,295
32	Disabling	476,432	417,017	2,008,123	1,766,752
33	USAF PROPERTY DAMAGE				
34	USAF Government Motor Vehicles				
35	Total Number Of Motor Vehicle Accidents	7,775	6,934	5,167	7,003
36	Number Of Miles Operated	255,149,637	255,527,698	389,062,667	496,228,958
37	Accident Rate	3.05	2.71	1.33	1.41
38	Number Of Motor Vehicles Damaged - Total	6,796	5,723	3,922	5,427
39	Damaged In Motor Vehicle Accidents	a/	a/	3,922	5,413
40	Motor Vehicle Damaged By Other Causes	a/	a/	-	14
41	Days Out Of Service - Total	17,211	14,719	a/	a/
42	From Motor Vehicle Accidents	a/	a/	25,404	38,999
43	From Other Causes	a/	a/	a/	a/
44	Motor Vehicle Damage Cost - Total	\$ 454,424	\$ 402,054	\$ 636,054	\$ 952,585
45	Damaged In Motor Vehicle Accidents	454,424	402,054	636,054	919,385
46	Motor Vehicle Damaged By Other Causes	a/	a/	-	33,200
47	USAF Aircraft				
48	Number Damaged - Total	458	380	623	887
49	Damaged In Motor Vehicle Accidents	a/	a/	a/	a/
50	Damaged By Other Causes	a/	a/	a/	a/
51	Days Out Of Service - Total	2,221	1,755	3,560	3,656
52	Caused By Motor Vehicle Accidents	a/	a/	1,479	1,492
53	Other Causes	a/	a/	2,081	2,164
54	Aircraft Damage Cost - Total	\$ 1,118,653	\$ 552,473	\$ 1,077,126	\$ 2,538,704
55	Caused By Motor Vehicle Accidents	a/	a/	474,575	388,233
56	Other Causes	a/	a/	602,551	2,150,471
57	Other USAF Property Damaged				
58	Cost Of Other USAF Property Damaged - Total	\$ 372,115	\$ 265,044	\$ 411,730	\$ 512,421
59	Caused By Motor Vehicle Accidents	41,166	34,288	68,029	82,722
60	Other Causes	330,949	230,756	343,701	429,699
61	INJURY AND PROPERTY DAMAGE COST c/				
62	Injury And Property Damage Cost - Total	\$ 17,199,190	\$ 16,501,470	\$ 36,281,117	\$ 50,420,543
63	Non-Disabling Injuries (Military And Civilian)	395,509	452,842	1,156,212	1,549,814
64	Disabling Injuries (Military And Civilian)	14,858,489	14,829,057	32,999,995	44,867,019
65	USAF Property Damage	1,945,192	1,219,571	2,124,910	4,003,710
66	COST PER CAPITA				
67	Military	\$ 36.98	\$ 33.11	\$ 40.72	\$ 45.56
68	Civilian	\$ 4.18	\$ 3.71	\$ 10.05	\$ 8.46
69	Total Cost	\$ 30.39	\$ 26.52	\$ 34.82	\$ 39.46

a/ Not available.

b/ Excludes Foreign Nationals, beginning September 1953.

c/ Excludes cost of tort claims.

EXPERIENCE, WORLDWIDE - 1 JAN 1949 THROUGH 30 JUN 1957

the table below excludes Act of God, commercial carrier, and other reportable, but not chargeable accidents).

CA 1953	CA 1954	CA 1955	CA 1956	JAN THROUGH JUN 1957	CA 1958	CA 1959	CA 1960	04 PART
								1
86,103	79,348	76,988	80,013	40,476				2
<u>19,942</u>	<u>18,412</u>	<u>18,204</u>	<u>17,593</u>	<u>8,631</u>				3
856	808	859	816	346				4
21	16	15	15	5				5
168	44	37	32	9				6
18,897	17,544	17,295	16,730	8,271				7
a/	5,486	5,170	4,594	2,348				8
a/	<u>12,926</u>	<u>13,034</u>	<u>13,039</u>	<u>6,283</u>				9
5,68	5,37	5,23	5,29	5,21				10
a/	4,80	4,46	4,11	4,25				11
a/	5,65	5,62	5,88	5,69				12
<u>351,211,777</u>	<u>342,949,842</u>	<u>348,135,767</u>	<u>332,708,476</u>	<u>165,702,664</u>				13
314,239	271,099	250,291	246,184	115,314				14
\$ 40,949,041	\$ 37,048,406	\$ 37,522,646	\$ 35,978,111	\$ 15,346,292				15
602,721	555,436	538,916	560,091	289,332				16
40,346,320	36,492,970	36,983,730	35,418,020	15,062,920				17
								18
								19
94,423	63,899	59,560	59,556	27,812				20
<u>2,395</u>	<u>1,722</u>	<u>1,638</u>	<u>1,665</u>	<u>801</u>				21
14	6	9	13	6				22
1	1	1	1	-				23
49	2	2	-	1				24
2,331	1,713	1,626	1,653	794				25
3,86	312	2,72	2,53	2,42				26
<u>620,963,985</u>	<u>551,849,864</u>	<u>600,837,428</u>	<u>658,246,652</u>	<u>331,487,241</u>				27
26,646	21,519	17,835	19,157	8,764				28
\$ 1,832,057	\$ 989,559	\$ 982,610	\$ 1,010,090	\$ 477,880				29
660,268	447,293	416,920	416,892	194,684				30
1,171,789	542,266	565,690	593,198	283,196				31
								32
								33
6,338	5,230	5,362	4,507	2,057				34
533,261,614	529,156,342	566,696,918	538,313,389	264,284,608				35
1,19	.99	.95	.84	.78				36
2,010	4,364	4,633	3,923	1,824				37
a/	4,210	4,427	3,690	1,707				38
a/	154	206	233	117				39
47,375	34,987	39,805	31,484	13,710				40
a/	33,565	38,761	30,288	13,215				41
a/	1,422	1,044	1,196	495				42
\$ 896,637	\$ 770,132	\$ 927,266	\$ 711,082	\$ 340,087				43
a/	749,413	901,213	684,491	324,639				44
a/	20,719	26,053	26,591	15,448				45
								46
911	776	912	735	346				47
a/	a/	a/	102	49				48
a/	a/	a/	633	297				49
4,887	3,688	4,487	3,939	1,483				50
a/	a/	a/	534	171				51
a/	a/	a/	3,405	1,312				52
\$ 1,675,606	\$ 928,352	\$ 1,136,427	\$ 1,053,894	\$ 308,313				53
a/	a/	a/	60,717	52,751				54
a/	a/	a/	993,177	255,562				55
								56
\$ 676,394	\$ 609,895	\$ 805,003	\$ 901,055	\$ 368,582				57
a/	d/ 223,476	d/ 290,688	161,716	34,985				58
676,394	386,519	514,315	739,339	333,597				59
								60
								61
\$ 46,029,735	\$ 40,346,344	\$ 41,373,952	\$ 39,654,232	\$ 16,841,114				62
1,262,989	1,002,729	955,836	976,983	478,016				63
41,518,109	37,035,236	37,549,420	36,011,218	15,346,116				64
3,248,637	2,308,379	2,868,696	2,666,031	1,016,982				65
								66
\$ 42.56	\$ 39.43	\$ 39.34	\$ 39.58	\$ 16.76				67
\$ 6.09	\$ 3.74	\$ 3.40	\$ 3.20	\$ 1.49				68
\$ 36.44	\$ 33.51	\$ 33.29	\$ 32.39	\$ 13.62				69

d/ Includes cost of Aircraft damaged by USAF motor vehicles.

Source: Assistant for Ground Safety, DCS/Personnel.

TABLE 26. - MILITARY AND CIVILIAN GROUND ACCIDENTS BY ACCIDENT CATEGORY,
BY COMMAND - CA 1956

(Table below is a new table)

COMMAND	TOTAL	USAF MINOR VEHICLE ACCI- DENTS	PRIVATE MINOR VEHICLE ACCI- DENTS	USAF AIRCRAFT MAINTEN- ANCE, ETC	USAF SUPPLY INCLUDING RELATED ACTIVITIES	USAF AIR INSTALL- ATIONS ACTIVI- TIES	ALTER- CATION AND HORSE- PLAY	SPORTS	RECRE- ATION	ALL OTHER
<u>WORLDWIDE - TOTAL . . .</u>	<u>23,754</u>	<u>4,507</u>	<u>4,952</u>	<u>2,030</u>	<u>751</u>	<u>762</u>	<u>1,579</u>	<u>3,186</u>	<u>700</u>	<u>5,287</u>
<u>CONTINENTAL US - TOTAL . . .</u>	<u>18,665</u>	<u>2,968</u>	<u>4,289</u>	<u>1,760</u>	<u>627</u>	<u>610</u>	<u>1,220</u>	<u>2,491</u>	<u>472</u>	<u>4,228</u>
Air Defense Command . . .	2,001	362	658	119	29	34	108	264	42	385
Air Force Finance Division . . .	11	-	-	-	1	-	-	-	-	10
Air Materiel Command . . .	2,276	503	186	446	313	95	62	116	20	535
Air Proving Ground Command . . .	302	53	55	26	12	15	27	52	7	55
Air Research and Development Command	695	92	126	80	23	35	43	94	12	190
Air Training Command	4,240	492	925	214	45	132	401	748	129	1,154
Air University	150	24	41	11	2	8	10	28	2	24
Continental Air Command	470	99	110	39	10	27	25	36	10	114
Headquarters Command	208	95	36	13	1	3	2	16	6	36
Military Air Transport Service	2,232	373	496	240	66	53	132	325	83	464
Strategic Air Command	4,241	611	1,121	423	98	163	273	535	127	890
Tactical Air Command	1,644	243	486	149	26	45	123	213	22	337
USAF Security Service	195	21	49	-	1	-	14	64	12	34
<u>OVERSEAS - TOTAL</u>	<u>5,019</u>	<u>1,539</u>	<u>613</u>	<u>270</u>	<u>124</u>	<u>152</u>	<u>359</u>	<u>695</u>	<u>228</u>	<u>1,039</u>
Alaskan Air Command	740	210	45	35	28	46	38	93	26	219
Caribbean Air Command	34	9	4	4	-	1	3	6	2	5
Far East Air Forces	1,538	521	142	90	33	29	132	207	86	298
Northeast Air Command	383	95	12	22	22	44	19	37	21	111
US Air Forces, Europe	2,324	704	410	119	41	32	167	352	93	406
<u>MISCELLANEOUS - TOTAL</u>	<u>70</u>	<u>-</u>	<u>50</u>	<u>-</u>	<u>-</u>	<u>-</u>	<u>-</u>	<u>-</u>	<u>-</u>	<u>20</u>

Source: Assistant for Ground Safety, DCS/Personnel

TABLE 27 - GROUND ACCIDENT COST ANALYSIS, BY COMMAND - CA 1956

(Table below is a new table)

COMMAND	TOTAL COST	MILITARY INJURY COST	CIVILIAN INJURY COST	PROPERTY DAMAGE COST	COST PER CAPITA
<u>WORLDWIDE - TOTAL</u>	<u>\$39,654,232</u>	<u>\$35,978,111</u>	<u>\$1,010,090</u>	<u>\$2,666,031</u>	<u>\$32.39</u>
<u>CONTINENTAL US - TOTAL</u>	<u>\$33,140,962</u>	<u>\$30,116,847</u>	<u>\$ 968,822</u>	<u>\$2,055,293</u>	<u>\$31.90</u>
Air Defense Command	4,685,242	4,386,455	42,675	256,102	49.27
Air Force Finance Division	3,283	-	3,283	-	1.58
Air Materiel Command	2,032,648	1,047,472	476,811	508,365	10.20
Air Proving Ground Command	509,873	492,691	4,894	12,688	46.53
Air Research and Development Command	958,088	773,980	120,087	64,021	23.99
Air Training Command	7,234,323	6,873,730	154,562	206,031	30.81
Air University	193,003	186,760	2,737	3,506	12.88
Continental Air Command	785,367	723,723	38,783	22,861	23.39
Headquarters Command, USAF	177,167	156,443	6,391	14,333	8.91
Military Air Transport Service	3,897,536	3,645,407	34,447	217,682	37.77
Strategic Air Command	8,578,971	7,974,963	46,903	557,105	41.24
Tactical Air Command	3,463,844	3,237,695	37,446	188,703	58.97
USAF Security Service	621,617	617,518	203	3,896	33.91
<u>OVERSEAS - TOTAL</u>	<u>\$ 5,816,370</u>	<u>\$ 5,165,204</u>	<u>\$ 40,428</u>	<u>\$ 610,738</u>	<u>\$31.38</u>
Alaskan Air Command	535,252	417,856	3,843	113,553	26.66
Caribbean Air Command	7,116	5,461	21	1,634	4.57
Far East Air Forces	1,669,481	1,501,323	2,933	165,225	26.29
Northeast Air Command	341,784	271,088	32,385	38,311	18.48
US Air Forces, Europe	3,262,737	2,969,476	1,246	292,015	39.92
<u>MISCELLANEOUS - TOTAL</u>	<u>\$ 696,900</u>	<u>\$ 696,060</u>	<u>\$ 840</u>	<u>\$</u>	<u>\$</u>

Source: Assistant for Ground Safety, DCS/Personnel

TABLE 28 - MILITARY AND ON-DUTY CIVILIAN DISABLING AND NON-DISABLING INJURIES BY COMMAND - CA 1956

(Table below is a new table)

COMMAND	TOTAL		MILITARY		CIVILIAN	
	Disabling Injuries	Non-Disabling Injuries	Disabling Injuries	Non-Disabling Injuries	Disabling Injuries	Non-Disabling Injuries
<u>WORLDWIDE - TOTAL</u>	<u>19,259</u>	<u>139,569</u>	<u>17,893</u>	<u>80,013</u>	<u>1,666</u>	<u>59,556</u>
<u>CONTINENTAL US - TOTAL</u>	<u>15,708</u>	<u>119,753</u>	<u>14,116</u>	<u>61,311</u>	<u>1,592</u>	<u>58,442</u>
Air Defense Command	1,746	11,070	1,682	10,235	64	835
Air Force Finance Division	11	213	-	-	11	213
Air Materiel Command	1,420	44,945	592	2,296	828	42,649
Air Proving Ground Command	264	429	243	363	21	66
Air Research and Development Command	610	6,005	484	2,040	126	3,965
Air Training Command	3,858	19,588	3,615	14,860	243	4,728
Air University	131	673	116	520	15	153
Continental Air Command	372	2,334	317	1,449	55	885
Headquarters Command, USAF	117	708	103	239	14	469
Military Air Transport Service	1,824	9,896	1,726	7,241	98	2,655
Strategic Air Command	3,713	17,210	3,636	15,879	77	1,331
Tactical Air Command	1,452	6,049	1,412	5,585	40	464
USAF Security Service	190	633	190	604	-	29
<u>OVERSEAS - TOTAL</u>	<u>3,481</u>	<u>19,816</u>	<u>3,408</u>	<u>18,702</u>	<u>73</u>	<u>1,114</u>
Alaskan Air Command	493	1,903	470	1,678	23	225
Caribbean Air Command	22	166	22	163	-	3
Far East Air Forces	995	6,524	981	6,289	14	235
Northeast Air Command	250	2,189	216	1,694	34	495
US Air Forces, Europe	1,721	9,034	1,719	8,878	2	156
<u>MISCELLANEOUS - TOTAL</u>	<u>70</u>	<u>-</u>	<u>69</u>	<u>-</u>	<u>1</u>	<u>-</u>

Source: Assistant for Ground Safety, DCS/Personnel

TABLE 29 - USAF MOTOR VEHICLE GROUND ACCIDENT EXPERIENCE, BY COMMAND - CA 1956

(Table below is a modification of Table 38, FY 1956 "USAF Statistical Digest")

COMMAND	NUMBER OF ACCIDENTS	MILES OPERATED	ACCIDENT RATES	GOST							AVERAGE COST PER USAF MOTOR VEHICLE ACCIDENT	AVERAGE DAYS OUT OF SERVICE PER USAF MOTOR VEHICLE DAMAGED
				Total Cost (Property Damage and Disabling Injury)	USAF Property Damaged				Other USAF Property Damaged In Motor Vehicle Accidents	Disabling Injury Cost (USAF Military and on Duty Civilians)		
					Total	USAF Motor Vehicles						
						Cost	Number Damaged	Days Out of Service				
<u>WORLDWIDE - TOTAL</u>	<u>4,507</u>	<u>538,313,389</u>	<u>.84</u>	<u>\$1,925,668</u>	<u>\$906,924</u>	<u>\$684,491</u>	<u>3,690</u>	<u>30,288</u>	<u>\$222,433</u>	<u>\$1,018,744</u>	<u>\$427</u>	<u>8</u>
<u>CONTINENTAL US - TOTAL</u>	<u>2,968</u>	<u>372,658,558</u>	<u>.80</u>	<u>\$1,304,861</u>	<u>\$566,893</u>	<u>\$444,854</u>	<u>2,460</u>	<u>16,670</u>	<u>\$122,039</u>	<u>\$ 737,968</u>	<u>\$440</u>	<u>7</u>
Air Defense Command	362	43,046,970	.84	128,814	75,954	65,674	319	2,981	10,280	52,860	356	9
Air Force Finance Division	-	64,387	-	-	-	-	-	-	-	-	-	-
Air Materiel Command	503	75,269,222	.67	115,918	65,038	52,100	408	2,029	12,938	50,880	230	5
Air Proving Ground Command	53	7,649,592	.69	45,431	5,961	4,765	42	142	1,196	39,470	857	3
Air Research and Development Command	92	16,667,902	.55	60,457	28,069	26,726	83	444	1,343	32,388	657	5
Air Training Command	492	63,384,883	.78	206,234	80,088	67,284	443	2,721	12,804	128,146	423	6
Air University	24	4,270,955	.56	2,848	2,428	2,364	23	72	64	420	119	3
Continental Air Command	99	8,626,853	1.14	17,267	14,829	12,419	76	658	2,410	2,438	174	9
Headquarters Command, USAF	95	12,045,243	.79	18,715	12,255	12,153	96	498	102	6,460	197	5
Military Air Transport Service	373	41,873,697	.89	290,630	69,934	57,408	280	1,902	12,526	220,696	779	7
Strategic Air Command	611	75,485,779	.81	255,403	122,083	96,609	480	3,246	25,474	133,320	418	7
Tactical Air Command	243	20,912,167	1.16	123,837	86,637	43,735	198	1,797	42,902	37,200	510	9
USAF Security Service	21	3,360,908	.62	37,307	3,617	3,617	12	180	-	33,690	1,777	15
<u>OVERSEAS - TOTAL</u>	<u>1,539</u>	<u>165,654,831</u>	<u>.93</u>	<u>\$ 620,807</u>	<u>\$340,031</u>	<u>\$239,637</u>	<u>1,230</u>	<u>13,618</u>	<u>\$100,394</u>	<u>\$ 280,776</u>	<u>\$ 403</u>	<u>11</u>
Alaskan Air Command	210	9,188,417	2.29	48,058	43,288	27,881	130	1,042	15,407	4,770	229	8
Caribbean Air Command	9	2,072,961	.43	1,249	1,249	1,249	8	47	-	-	139	6
Far East Air Forces	521	63,005,091	.83	186,170	93,320	79,292	385	4,343	14,028	92,850	357	11
Northeast Air Command	95	9,811,281	.97	25,869	18,317	15,572	75	374	2,745	7,552	272	5
US Air Forces, Europe	704	81,577,081	.86	359,461	183,857	115,643	632	7,812	68,214	175,604	511	12

Source: Assistant for Ground Safety, DCS/Personnel

TABLE 30 - MILITARY PERSONNEL INJURY EXPERIENCE - TOTAL, BY COMMAND - CA 1956

COMMAND	DISABLING INJURIES								NON-DISABLING INJURIES
	TOTAL DISABLING INJURIES	Pa-Tal	Perma-nent Total	Perma-nent Total	Temporary Total		Man-Days of Exposure	Rate	
					Number	Man Days Lost			
WORLDWIDE - TOTAL	17,593	816	15	32	16,730	246,184	332,708,476	5.29	80,013
CONTINENTAL US - TOTAL	14,116	689	14	26	13,387	199,239	270,449,502	5.22	61,311
Air Defense Command	1,682	101	2	3	1,576	29,244	30,870,259	5.45	10,235
Air Force Finance Division	-	-	-	-	-	-	18,529	-	-
Air Materiel Command	592	19	3	-	570	8,080	11,506,719	5.14	2,296
Air Proving Ground Command	243	11	-	1	231	3,355	3,015,731	8.06	363
Air Research and Development Comd	484	18	-	1	465	4,990	6,730,235	7.19	2,040
Air Training Command	3,615	151	5	8	3,451	45,057	70,740,231	5.11	14,860
Air University	116	4	-	-	112	1,904	4,441,630	2.61	520
Continental Air Command	317	17	-	-	300	5,936	9,308,964	3.41	1,449
Headquarters Command, USAF	103	3	-	-	100	2,009	5,387,810	1.91	239
Military Air Transport Service	1,726	87	-	3	1,636	24,174	32,918,683	5.24	7,241
Strategic Air Command	3,636	191	-	6	3,439	52,977	69,984,564	5.20	15,879
Tactical Air Command	1,412	76	1	4	1,331	18,970	19,061,704	7.41	5,585
USAF Security Service	190	11	3	-	176	2,543	6,464,443	2.94	604
OVERSEAS - TOTAL	3,408	110	-	2	3,293	45,143	62,258,974	5.47	18,702
Alaskan Air Command	470	8	-	-	462	5,137	6,109,008	7.69	1,678
Caribbean Air Command	22	-	-	-	22	144	499,530	4.40	163
Far East Air Forces	981	32	-	2	947	12,110	21,826,006	4.49	6,289
Northeast Air Command	216	5	-	-	211	3,391	4,800,519	4.50	1,694
US Air Forces, Europe	1,719	65	-	3	1,651	24,361	29,023,911	5.92	8,878
MISCELLANEOUS - TOTAL	69	17	1	1	50	1,802	-	-	-

Source: Assistant for Ground Safety, DCS/Personnel

TABLE 31 - COST ANALYSIS OF USAF MILITARY PERSONNEL INJURY EXPERIENCE - TOTAL, BY COMMAND - CA 1956

COMMAND	TOTAL COST DISABLING AND NON-DISABLING INJURIES	DISABLING INJURY COST				NON-DISABLING INJURY COST	COST PER CAPITA
		Fatal	Permanent Total	Permanent Partial	Temporary Total		
WORLDWIDE - TOTAL	\$ 35,978,111	\$ 25,704,000	\$ 952,500	\$ 1,376,000	\$ 7,385,520	\$ 560,091	\$ 39.58
CONTINENTAL US - TOTAL	\$ 30,116,847	\$ 21,703,500	\$ 889,000	\$ 1,118,000	\$ 5,977,170	\$ 429,177	\$ 40.76
Air Defense Command	4,386,465	3,181,500	127,000	129,000	877,320	71,845	52.12
Air Force Finance Division	-	-	-	-	-	-	-
Air Materiel Command	1,047,472	598,500	190,500	-	242,400	16,072	33.32
Air Proving Ground Command	492,691	346,500	-	43,000	100,650	2,541	59.79
Air Research and Devel Comd	773,980	567,000	-	43,000	149,700	14,280	42.09
Air Training Command	6,873,730	4,756,500	317,500	344,000	1,351,710	104,020	35.56
Air University	186,760	126,000	-	-	57,120	3,640	15.39
Continental Air Command	723,723	535,500	-	-	178,080	10,143	28.45
Headquarters Command, USAF	156,443	94,500	-	-	60,270	1,673	10.63
Military Air Transport Sv	3,645,407	2,740,500	-	129,000	725,220	50,687	40.53
Strategic Air Command	7,974,963	6,016,500	-	258,000	1,589,310	111,153	41.71
Tactical Air Command	3,237,695	2,394,000	63,500	172,000	569,100	39,095	62.17
USAF Security Service	617,518	346,500	190,500	-	76,290	4,228	34.39
OVERSEAS - TOTAL	\$ 5,165,204	\$ 3,465,000	\$ -	\$ 215,000	\$ 1,354,290	\$ 130,914	\$ 30.36
Alaskan Air Command	417,856	252,000	-	-	154,110	11,746	25.03
Caribbean Air Command	5,461	-	-	-	4,320	1,141	4.00
Far East Air Forces	1,501,323	1,008,000	-	86,000	363,300	44,023	25.18
Northeast Air Command	271,088	157,500	-	-	101,730	11,858	20.67
US Air Forces, Europe	2,969,476	2,047,500	-	129,000	730,830	62,146	37.45
MISCELLANEOUS - TOTAL	\$ 696,060	\$ 535,500	\$ 63,500	\$ 43,000	\$ 54,060	\$ -	\$ -

Source: Assistant for Ground Safety, DCS/Personnel

TABLE 32 - MILITARY PERSONNEL INJURY EXPERIENCE - ON DUTY, BY COMMAND - CA 195

(Table below is a new table)

COMMAND	DISABLING INJURIES (ON-DUTY)							Rate
	Total Disabling Injuries	Fatal	Perman- ent Total	Perman- ent Partial	Temporary Total		Man-Days of Exposure	
					Number	Man-Days Lost		
WORLDWIDE - TOTAL	4,554	75	2	5	4,472	49,559	110,902,827	4.11
CONTINENTAL US - TOTAL	3,521	53	2	4	3,462	37,552	90,149,835	3.91
Air Defense Command	292	1	-	-	291	3,669	10,290,086	2.84
Air Force Finance Division	-	-	-	-	-	-	6,176	-
Air Materiel Command	163	4	1	-	158	1,905	3,835,573	4.25
Air Proving Ground Command	56	-	-	-	56	881	1,005,244	5.57
Air Research and Development Comd	127	3	-	-	124	845	2,243,412	5.66
Air Training Command	1,003	11	-	-	992	10,138	23,580,077	4.25
Air University	19	1	-	-	18	135	1,480,543	1.28
Continental Air Command	70	-	-	-	70	954	3,102,988	2.26
Headquarters Command, USAF	27	-	-	-	27	393	1,795,937	1.50
Military Air Transport Service	406	8	-	-	398	5,152	10,972,894	3.70
Strategic Air Command	971	21	-	2	948	10,240	23,328,188	4.16
Tactical Air Command	358	4	-	2	352	3,018	6,353,901	5.63
USAF Security Service	29	-	1	-	28	222	2,154,816	1.35
OVERSEAS - TOTAL	1,033	22	-	1	1,010	12,007	20,752,990	4.98
Alaskan Air Command	162	-	-	-	162	1,489	2,036,336	7.96
Caribbean Air Command	9	-	-	-	9	66	166,510	5.41
Far East Air Forces	255	13	-	-	242	3,028	7,275,335	3.50
Northeast Air Command	88	-	-	-	88	1,283	1,600,173	5.50
US Air Forces, Europe	519	9	-	1	509	6,141	9,674,636	5.36
MISCELLANEOUS - TOTAL	-	-	-	-	-	-	-	-

Source: Assistant for Ground Safety, DCS/Personnel

TABLE 33 - COST ANALYSIS OF MILITARY PERSONNEL INJURY EXPERIENCE - ON DUTY, BY COMMAND -

CA 1956

(Table below is a new Table)

COMMAND	DISABLING INJURY (ON-DUTY COST)				
	Total	Fatal	Temporary Total	Permanent Partial	Permanent Total
WORLDWIDE - TOTAL	\$ 4,191,270	\$ 2,362,500	\$ 127,000	\$ 215,000	\$ 1,486,770
CONTINENTAL US - TOTAL	\$ 3,095,060	\$ 1,669,500	\$ 127,000	\$ 172,000	\$ 1,126,560
Air Defense Command	141,570	33,500	-	-	110,070
Air Force Finance Division	-	-	-	-	-
Air Materiel Command	246,650	126,000	63,500	-	57,150
Air Proving Ground Command	26,430	-	-	-	26,430
Air Research and Development Comd	119,850	94,500	-	-	25,350
Air Training Command	650,640	346,500	-	-	304,140
Air University	35,550	31,500	-	-	4,050
Continental Air Command	28,620	-	-	-	28,620
Headquarters Command, USAF	11,790	-	-	-	11,790
Military Air Transport Service	406,560	252,000	-	-	154,560
Strategic Air Command	1,054,700	661,500	-	86,000	307,200
Tactical Air Command	302,540	126,000	-	86,000	90,540
USAF Security Service	70,160	-	63,500	-	6,660
OVERSEAS - TOTAL	\$ 1,096,210	\$ 693,000	\$ -	\$ 43,000	\$ 360,210
Alaskan Air Command	44,670	-	-	-	44,670
Caribbean Air Command	1,980	-	-	-	1,980
Far East Air Forces	500,340	409,500	-	-	90,840
Northeast Air Command	38,490	-	-	-	38,490
US Air Forces, Europe	510,730	283,500	-	43,000	184,230
MISCELLANEOUS - TOTAL	-	-	-	-	-

Source: Assistant for Ground Safety, DCS/Personnel

TABLE 34 - MILITARY PERSONNEL INJURY EXPERIENCE - OFF-DUTY, BY COMMAND - CA 1956

COMMAND	DISABLING INJURIES							Rate
	Total Disabling Injuries	Fatal	Permanent Total	Permanent Partial	Temporary Total		Man-Days Of Exposure	
					Number	Man-Days Lost		
WORLDWIDE - TOTAL	13,039	741	13	27	12,258	196,625	221,805,651	5.88
CONTINENTAL US - TOTAL	10,595	636	12	22	9,925	161,687	180,299,667	5.88
Air Defense Command	1,390	100	2	3	1,205	25,575	20,500,173	6.75
Air Force Finance Division	-	-	-	-	-	-	12,353	-
Air Materiel Command	429	15	2	-	412	6,175	7,671,146	5.59
Air Proving Ground Command	187	11	-	1	175	2,474	2,010,487	9.30
Air Research And Development Command	357	15	-	1	341	4,145	4,486,823	7.96
Air Training Command	2,612	140	5	8	2,459	34,919	47,160,154	5.54
Air University	97	3	-	-	94	1,769	2,961,087	3.28
Continental Air Command	247	17	-	-	230	4,982	6,205,976	3.98
Headquarters Command, USAF	76	3	-	-	73	1,616	3,591,873	2.12
Military Air Transport Service	1,320	79	-	3	1,238	19,022	21,945,789	6.01
Strategic Air Command	2,665	170	-	4	2,491	42,737	46,656,376	5.71
Tactical Air Command	1,054	72	1	2	979	15,952	12,707,803	8.29
USAF Security Service	161	11	2	-	148	2,321	4,309,627	3.74
OVERSEAS - TOTAL	2,375	88	-	4	2,283	33,136	41,505,984	5.72
Alaskan Air Command	308	8	-	-	300	3,648	4,072,672	7.56
Caribbean Air Command	13	-	-	-	13	78	333,020	3.90
Far East Air Forces	726	19	-	2	705	9,082	14,550,671	4.99
Northeast Air Command	128	5	-	-	123	2,108	3,200,346	4.00
US Air Forces, Europe	1,200	56	-	2	1,142	18,220	19,349,275	6.20
MISCELLANEOUS - TOTAL	69	17	1	1	50	1,802	-	-

Source: Assistant for Ground Safety, DCS/Personnel.

TABLE 35 - COST ANALYSIS OF MILITARY PERSONNEL INJURY EXPERIENCE - OFF-DUTY, BY COMMAND - CA 1956

COMMAND	DISABLING INJURY - COST				
	Total	Fatal	Permanent Total	Permanent Partial	Temporary Total
WORLDWIDE - TOTAL	\$ 31,226,750	\$ 23,341,500	\$ 825,500	\$ 1,161,000	\$ 5,898,750
CONTINENTAL US - TOTAL	\$ 26,592,610	\$ 20,034,000	\$ 762,000	\$ 946,000	\$ 4,850,610
Air Defense Command	4,173,250	3,150,000	127,000	129,000	767,250
Air Force Finance Division	-	-	-	-	-
Air Materiel Command	784,750	472,500	127,000	-	185,250
Air Proving Ground Command	463,720	346,500	-	43,000	74,220
Air Research And Development Command	639,850	472,500	-	43,000	124,350
Air Training Command	6,119,070	4,410,000	317,500	344,000	1,047,570
Air University	147,570	94,500	-	-	53,070
Continental Air Command	684,960	535,500	-	-	149,460
Headquarters Command, USAF	142,980	94,500	-	-	48,480
Military Air Transport Service	3,188,160	2,488,500	-	129,000	570,660
Strategic Air Command	6,809,110	5,355,000	-	172,000	1,282,110
Tactical Air Command	2,896,060	2,268,000	63,500	86,000	478,560
USAF Security Service	543,130	346,500	127,000	-	69,630
OVERSEAS - TOTAL	\$ 3,939,080	\$ 2,772,000	\$ -	\$ 172,000	\$ 994,080
Alaskan Air Command	361,440	252,000	-	-	109,440
Caribbean Air Command	2,340	-	-	-	2,340
Far East Air Forces	956,960	598,500	-	86,000	272,460
Northeast Air Command	220,740	157,500	-	-	63,240
US Air Forces, Europe	2,396,600	1,764,000	-	86,000	546,600
MISCELLANEOUS - TOTAL	\$ 696,060	\$ 535,500	\$ 63,500	\$ 43,000	\$ 54,060

Source: Assistant for Ground Safety, DCS/Personnel.

TABLE 36 - ON-DUTY CIVILIAN PERSONNEL INJURY EXPERIENCE BY COMMAND - CA 1956

COMMAND	DISABLING INJURIES								
	Total Disabling Injuries	Total	Perma-ment Total	Perma-ment Partial	Temporary Total		Man-Hours Of Exposure	Rate	Non-Disabling Injuries
					Num-ber	Man-Days Lost			
WORLDWIDE - TOTAL	1,666	13	-	-	1,653	19,157	658,246,652	2.53	52,556
CONTINENTAL US - TOTAL	1,592	12	-	-	1,580	18,552	626,432,378	2.54	58,442
Air Defense Command	64	1	-	-	63	645	22,433,857	2.85	635
Air Force Finance Division	11	-	-	-	11	128	4,224,595	2.60	213
Air Materiel Command	828	2	-	-	826	9,162	350,582,550	2.36	42,649
Air Proving Ground Command	21	-	-	-	21	288	5,676,948	3.70	66
Air Research And Development Command	126	3	-	-	123	1,238	44,984,962	2.80	3,965
Air Training Command	243	3	-	-	240	3,319	86,773,206	2.80	4,728
Air University	15	-	-	-	15	119	5,944,246	2.52	153
Continental Air Command	55	1	-	-	54	542	17,008,536	3.23	885
Headquarters Command, USAF	14	-	-	-	14	222	10,794,688	1.30	469
Military Air Transport Service	98	-	-	-	98	1,333	27,649,680	3.54	2,655
Strategic Air Command	77	1	-	-	76	899	35,053,308	2.20	1,331
Tactical Air Command	40	1	-	-	39	657	13,912,210	2.88	464
USAF Security Service	-	-	-	-	-	-	1,393,492	-	29
OVERSEAS - TOTAL	73	1	-	-	72	545	31,814,274	2.29	1,114
Alaskan Air Command	23	-	-	-	23	162	7,076,964	3.25	225
Caribbean Air Command	-	-	-	-	-	-	400,152	-	3
Far East Air Forces	14	-	-	-	14	92	8,058,252	1.61	235
Northeast Air Command	34	1	-	-	33	280	11,221,481	3.03	495
US Air Forces, Europe	2	-	-	-	2	11	5,057,425	0.40	156
MISCELLANEOUS - TOTAL	1	-	-	-	1	60	-	-	-

Source: Assistant for Ground Safety, DCS/Personnel.

TABLE 37 - COST ANALYSIS OF ON-DUTY CIVILIAN PERSONNEL INJURY EXPERIENCE BY COMMAND - CA 1956

COMMAND	TOTAL COST DISABLING AND NON-DISABLING INJURIES	DISABLING INJURY - COST				NON-DISABLING INJURY COST	COST PER CAPITA
		Fatal	Perma-ment Total	Perma-ment Partial	Tempo-rary Total		
WORLDWIDE - TOTAL	\$ 1,010,090	\$ 325,000	-	-	\$ 268,198	\$ 416,892	\$ 3.20
CONTINENTAL US - TOTAL	\$ 968,822	\$ 300,000	-	-	\$ 259,728	\$ 409,094	\$ 3.23
Air Defense Command	42,675	25,000	-	-	11,830	5,845	3.97
Air Force Finance Division	3,283	-	-	-	1,792	1,491	1.62
Air Materiel Command	476,811	50,000	-	-	128,268	298,543	2.84
Air Proving Ground Command	4,494	-	-	-	4,032	462	1.65
Air Research And Development Command	120,087	75,000	-	-	17,332	27,755	5.57
Air Training Command	154,562	75,000	-	-	46,466	33,096	3.72
Air University	2,737	-	-	-	1,666	1,071	.96
Continental Air Command	38,783	25,000	-	-	7,588	6,195	4.76
Headquarters Command, USAF	6,391	-	-	-	3,108	3,283	1.24
Military Air Transport Service	34,447	-	-	-	15,862	18,585	2.60
Strategic Air Command	46,903	25,000	-	-	12,586	9,317	2.79
Tactical Air Command	37,446	25,000	-	-	9,198	3,248	5.62
USAF Security Service	203	-	-	-	-	203	3.30
OVERSEAS - TOTAL	\$ 40,428	\$ 25,000	-	-	\$ 7,630	\$ 7,798	\$ 2.65
Alaskan Air Command	3,843	-	-	-	2,258	1,575	1.13
Caribbean Air Command	21	-	-	-	-	21	.11
Far East Air Forces	2,933	-	-	-	1,288	1,645	.76
Northeast Air Command	32,385	25,000	-	-	3,920	3,465	6.03
US Air Forces, Europe	1,246	-	-	-	154	1,092	.51
MISCELLANEOUS - TOTAL	\$ 840	-	-	-	\$ 840	-	-

Source: Assistant for Ground Safety, DCS/Personnel.

TABLE 38 - MILITARY PERSONNEL LOSSES RESULTING FROM USAF MOTOR VEHICLE ACCIDENTS, BY COMMAND - CA 1956

COMMAND	DISABLING INJURIES						Injury Cost
	Total Disabling Injuries	Fatal	Permanent Total	Permanent Partial	Temporary Total		
					Number	Man-days Lost	
<u>WORLDWIDE - TOTAL</u>	<u>412</u>	<u>22</u>	-	<u>2</u>	<u>388</u>	<u>6,992</u>	<u>\$988,760</u>
<u>CONTINENTAL US - TOTAL</u>	<u>255</u>	<u>17</u>	-	<u>1</u>	<u>237</u>	<u>4,332</u>	<u>\$708,460</u>
Air Defense Command	32	1	-	-	31	705	52,650
Air Force Finance Division	-	-	-	-	-	-	-
Air Materiel Command	19	1	-	-	18	541	47,730
Air Proving Ground Command	5	1	-	-	4	261	39,330
Air Research and Development Command	6	1	-	-	5	24	32,220
Air Training Command	40	3	-	-	37	270	102,600
Air University	1	-	-	-	1	14	420
Continental Air Command	8	-	-	-	8	78	2,340
Headquarters Command, USAF	7	-	-	-	7	213	6,390
Military Air Transport Service	44	5	-	1	38	669	220,570
Strategic Air Command	66	3	-	-	63	1,294	133,320
Tactical Air Command	19	1	-	-	18	190	37,200
USAF Security Service	8	1	-	-	7	73	33,690
<u>OVERSEAS - TOTAL</u>	<u>157</u>	<u>5</u>	-	<u>1</u>	<u>151</u>	<u>2,660</u>	<u>\$280,330</u>
Alaskan Air Command	14	-	-	-	14	159	4,770
Caribbean Air Command	-	-	-	-	-	-	-
Far East Air Forces	70	2	-	-	68	995	92,850
Northeast Air Command	8	-	-	-	8	241	7,230
US Air Forces, Europe	65	3	-	1	61	1,265	175,450
<u>MISCELLANEOUS - TOTAL</u>	-	-	-	-	-	-	-

Source: Assistant for Ground Safety, DCS/Personnel.

TABLE 39 - ON DUTY CIVILIAN PERSONNEL LOSSES RESULTING FROM USAF MOTOR VEHICLE ACCIDENTS, BY COMMAND - CA 1956

COMMAND	Disabling Injuries						Injury Cost
	Total Disabling Injuries	Fatal	Permanent Total	Permanent Partial	Temporary Total		
					Number	Man-days Lost	
<u>WORLDWIDE - TOTAL</u>	<u>24</u>	<u>1</u>	-	-	<u>23</u>	<u>356</u>	<u>\$29,984</u>
<u>CONTINENTAL US - TOTAL</u>	<u>20</u>	<u>1</u>	-	-	<u>19</u>	<u>322</u>	<u>\$29,508</u>
Air Defense Command	2	-	-	-	2	15	210
Air Force Finance Division	-	-	-	-	-	-	-
Air Materiel Command	7	-	-	-	7	225	3,150
Air Proving Ground Command	1	-	-	-	1	10	140
Air Research and Development Command	1	-	-	-	1	12	168
Air Training Command	4	1	-	-	3	39	25,546
Air University	-	-	-	-	-	-	-
Continental Air Command	2	-	-	-	2	7	98
Headquarters Command, USAF	1	-	-	-	1	5	70
Military Air Transport Sv	2	-	-	-	2	9	126
Strategic Air Command	-	-	-	-	-	-	-
Tactical Air Command	-	-	-	-	-	-	-
USAF Security Service	-	-	-	-	-	-	-
<u>OVERSEAS - TOTAL</u>	<u>4</u>	-	-	-	<u>4</u>	<u>34</u>	<u>\$ 476</u>
Alaskan Air Command	-	-	-	-	-	-	-
Caribbean Air Command	-	-	-	-	-	-	-
Far East Air Forces	-	-	-	-	-	-	-
Northeast Air Command	2	-	-	-	2	23	322
US Air Forces, Europe	2	-	-	-	2	11	154
<u>MISCELLANEOUS - TOTAL</u>	-	-	-	-	-	-	-

Source: Assistant for Ground Safety, DCS/Personnel.

TABLE 40 - MILITARY PERSONNEL LOSSES RESULTING FROM PRIVATE MOTOR VEHICLE ACCIDENTS BY
COMMAND - CA 1956

COMMAND	DISABLING INJURIES						Injury Cost
	Total Disabling Injuries	Fatal	Permanent Total	Permanent Partial	Temporary Total		
					Number	Man-days Lost	
<u>WORLDWIDE - TOTAL</u>	6,101	612	10	21	5,458	122,144	\$24,480,320
<u>CONTINENTAL US - TOTAL</u>	5,287	542	9	17	4,719	104,962	\$21,524,360
Air Defense Command	832	87	2	3	740	17,216	3,512,980
Air Force Finance Division	-	-	-	-	-	-	-
Air Materiel Command	192	13	2	-	177	3,581	643,930
Air Proving Ground Command	74	10	-	1	63	1,283	396,490
Air Research and Development Command	163	11	-	1	151	2,661	469,330
Air Training Command	1,142	122	3	5	1,012	22,229	4,915,370
Air University	48	3	-	-	45	911	121,830
Continental Air Command	133	15	-	-	118	3,565	579,450
Headquarters Command, USAF	38	3	-	-	35	1,090	127,200
Military Air Transport Sv.	566	61	-	1	504	10,256	2,272,180
Strategic Air Command	1,419	148	-	4	1,267	28,915	5,701,450
Tactical Air Command	624	65	-	2	557	12,034	2,494,520
USAF Security Service	56	4	2	-	50	1,221	289,630
<u>OVERSEAS - TOTAL</u>	764	57	-	3	704	15,763	\$ 2,397,390
Alaskan Air Command	62	-	-	-	62	1,056	31,680
Caribbean Air Command	3	-	-	-	3	11	330
Far East Air Forces	153	7	-	2	144	3,158	401,240
Northeast Air Command	12	3	-	-	9	424	107,220
US Air Forces, Europe	534	47	-	1	486	11,114	1,856,920
<u>MISCELLANEOUS - TOTAL</u>	50	13	1	1	35	1,419	\$ 558,570

Source: Assistant for Ground Safety, DCS/Personnel.

TABLE 41 - ON DUTY CIVILIAN PERSONNEL LOSSES RESULTING FROM PRIVATE MOTOR VEHICLE
ACCIDENTS BY COMMAND - CA 1956

COMMAND	DISABLING INJURIES						Injury Cost
	Total Disabling Injuries	Fatal	Permanent Total	Permanent Partial	Temporary Total		
					Number	Man-days Lost	
<u>WORLDWIDE - TOTAL</u>	27	-	-	-	27	429	\$ 6,006
<u>CONTINENTAL US - TOTAL</u>	26	-	-	-	26	409	\$ 5,726
Air Defense Command	3	-	-	-	3	28	392
Air Force Finance Division	-	-	-	-	-	-	-
Air Materiel Command	18	-	-	-	18	358	5,012
Air Proving Ground Command	-	-	-	-	-	-	-
Air Research and Development Command	2	-	-	-	2	7	98
Air Training Command	1	-	-	-	1	1	14
Air University	-	-	-	-	-	-	-
Continental Air Command	-	-	-	-	-	-	-
Headquarters Command, USAF	1	-	-	-	1	12	168
Military Air Transport Sv	1	-	-	-	1	3	42
Strategic Air Command	-	-	-	-	-	-	-
Tactical Air Command	-	-	-	-	-	-	-
USAF Security Service	-	-	-	-	-	-	-
<u>OVERSEAS - TOTAL</u>	1	-	-	-	1	20	\$ 280
Alaskan Air Command	1	-	-	-	1	20	280
Caribbean Air Command	-	-	-	-	-	-	-
Far East Air Forces	-	-	-	-	-	-	-
Northeast Air Command	-	-	-	-	-	-	-
US Air Forces, Europe	-	-	-	-	-	-	-
<u>MISCELLANEOUS - TOTAL</u>	-	-	-	-	-	-	-

Source: Assistant for Ground Safety, DCS/Personnel.

TABLE 42 - MILITARY PERSONNEL LOSSES RESULTING FROM ALL OTHER (NON-VEHICULAR) ACCIDENTS - BY COMMAND - CA 1956

(Table below is a new Table)

COMMAND	DISABLING INJURIES						Injury Cost
	Total Disabling Injuries	Fatal	Permanent Total	Permanent Partial	Temporary Total		
					Number	Man-days Lost	
<u>WORLDWIDE - TOTAL</u>	<u>11,080</u>	<u>182</u>	<u>5</u>	<u>9</u>	<u>10,884</u>	<u>117,048</u>	<u>\$ 9,948,940</u>
<u>CONTINENTAL US - TOTAL</u>	<u>8,574</u>	<u>130</u>	<u>5</u>	<u>8</u>	<u>8,431</u>	<u>89,945</u>	<u>\$ 7,454,850</u>
Air Defense Command	818	13	-	-	805	11,323	749,190
Air Force Finance Division	-	-	-	-	-	-	-
Air Materiel Command	381	5	1	-	375	3,958	339,740
Air Proving Ground Command	164	-	-	-	164	1,811	54,330
Air Research and Development Command	315	6	-	-	309	2,305	258,150
Air Training Command	2,433	26	2	3	2,402	22,558	1,751,740
Air University	67	1	-	-	66	979	60,870
Continental Air Command	176	2	-	-	174	2,293	131,790
Headquarters Command, USAF	58	-	-	-	58	706	21,180
Military Air Transport Sv	1,116	21	-	1	1,094	13,249	1,101,970
Strategic Air Command	2,151	40	-	2	2,109	22,768	2,029,040
Tactical Air Command	769	10	1	2	756	6,746	666,880
USAF Security Service	126	6	1	-	119	1,249	289,970
<u>OVERSEAS - TOTAL</u>	<u>2,487</u>	<u>48</u>	<u>-</u>	<u>1</u>	<u>2,438</u>	<u>26,720</u>	<u>\$ 2,356,600</u>
Alaskan Air Command	394	8	-	-	386	3,922	369,660
Caribbean Air Command	19	-	-	-	19	133	3,990
Far East Air Forces	758	23	-	-	735	7,957	963,210
Northeast Air Command	196	2	-	-	194	2,726	144,780
US Air Forces, Europe	1,120	15	-	1	1,104	11,982	874,960
<u>MISCELLANEOUS - TOTAL</u>	<u>19</u>	<u>4</u>	<u>-</u>	<u>-</u>	<u>15</u>	<u>383</u>	<u>\$ 137,490</u>

Source: Assistant for Ground Safety, DCS/Personnel.

TABLE 43 - ON DUTY CIVILIAN PERSONNEL LOSSES RESULTING FROM ALL OTHER (NON-VEHICULAR) ACCIDENTS, BY COMMAND - CA 1956

COMMAND	DISABLING INJURIES						Injury Cost
	Total Disabling Injuries	Fatal	Permanent Total	Permanent Partial	Temporary Total		
					Number	Man-days Lost	
<u>WORLDWIDE - TOTAL</u>	<u>1,615</u>	<u>12</u>	<u>-</u>	<u>-</u>	<u>1,603</u>	<u>18,372</u>	<u>\$ 557,208</u>
<u>CONTINENTAL US - TOTAL</u>	<u>1,546</u>	<u>11</u>	<u>-</u>	<u>-</u>	<u>1,535</u>	<u>17,821</u>	<u>\$ 524,494</u>
Air Defense Command	59	1	-	-	58	802	36,228
Air Force Finance Division	11	-	-	-	11	128	1,792
Air Materiel Command	803	2	-	-	801	8,579	170,106
Air Proving Ground Command	20	-	-	-	20	278	3,892
Air Research and Development Command	123	3	-	-	120	1,219	92,066
Air Training Command	238	2	-	-	236	3,279	95,906
Air University	15	-	-	-	15	119	1,666
Continental Air Command	53	1	-	-	52	535	32,490
Headquarters Command, USAF	12	-	-	-	12	205	2,870
Military Air Transport Sv	95	-	-	-	95	1,121	15,694
Strategic Air Command	77	1	-	-	76	899	37,586
Tactical Air Command	40	1	-	-	39	657	34,198
USAF Security Service	-	-	-	-	-	-	-
<u>OVERSEAS - TOTAL</u>	<u>68</u>	<u>1</u>	<u>-</u>	<u>-</u>	<u>67</u>	<u>491</u>	<u>\$ 31,874</u>
Alaskan Air Command	22	-	-	-	22	142	1,988
Caribbean Air Command	-	-	-	-	-	-	-
Far East Air Forces	14	-	-	-	14	92	1,288
Northeast Air Command	32	1	-	-	31	257	28,598
US Air Forces, Europe	-	-	-	-	-	-	-
<u>MISCELLANEOUS - TOTAL</u>	<u>1</u>	<u>-</u>	<u>-</u>	<u>-</u>	<u>1</u>	<u>60</u>	<u>\$ 840</u>

Source: Assistant for Ground Safety, DCS/Personnel.


TABLE 44 - USAF AIRCRAFT DAMAGE RESULTING FROM GROUND ACCIDENTS BY COMMAND - CA, 1956

COMMAND	USAF MOTOR VEHICLE ACCIDENTS			PRIVATE MOTOR VEHICLE ACCIDENTS			ALL OTHER ACCIDENTS			TOTAL ACCIDENTS		
	Num- ber	Days Out Of Service	Cost	Num- ber	Days Out Of Service	Cost	Num- ber	Days Out Of Service	Cost	Num- ber	Days Out Of Service	Cost
WORLDWIDE-TOTAL	102	534	\$ 60,717	1	1	\$ 35	632	3,404	\$ 993,142	735	3,939	\$ 1,053,894
CONTINENTAL US-TOTAL	66	327	\$ 36,884	-	-	-	528	2,827	\$ 912,211	594	3,154	\$ 949,095
ADC	5	74	2,792	-	-	-	37	402	148,785	42	476	151,577
AFFIN	-	-	-	-	-	-	-	-	-	-	-	-
AMC	6	15	2,216	-	-	-	107	292	287,537	113	307	289,753
APGC	1	1	70	-	-	-	6	128	5,215	7	129	5,285
ARDC	1	30	100	-	-	-	25	124	20,937	26	154	21,037
ATC	11	117	11,118	-	-	-	68	425	65,602	79	642	76,720
AU	-	-	-	-	-	-	1	9	767	1	9	767
CONAC	1	2	1,677	-	-	-	13	22	5,561	14	24	7,238
HQC	1	3	102	-	-	-	3	38	1,695	4	41	1,797
MATS	13	61	7,310	-	-	-	90	318	93,160	103	379	100,470
SAC	20	18	7,535	-	-	-	120	501	247,684	140	419	255,219
TAC	7	6	3,964	-	-	-	58	568	35,268	65	574	39,232
USAFSS	-	-	-	-	-	-	-	-	-	-	-	-
OVERSEAS - TOTAL	36	207	\$ 23,833	1	1	\$ 35	104	577	\$ 80,931	141	785	\$ 104,799
AAC	4	5	1,368	-	-	-	13	63	24,880	17	68	26,248
CAIRC	-	-	-	-	-	-	1	5	96	1	5	96
FEAF	14	29	10,947	-	-	-	39	187	18,089	53	216	29,036
NEAC	3	-	826	-	-	-	15	139	8,275	18	139	9,101
USAFE	15	173	10,692	1	1	35	36	183	29,591	52	357	40,318
MISCELLANEOUS-TOTAL	-	-	-	-	-	-	-	-	-	-	-	-

Source: Assistant for Ground Safety, DCS/Personnel

Aircraft & Materiel

PART IV



AIRCRAFT-MATERIEL

INTRODUCTION AND DEFINITIONS

The tables included in this section provide summary data pertaining to the procurement, production, inventory, status, deployment, and disposition of USAF aircraft, and similar information for other major items or materiel in the USAF during the Fiscal Year 1957. Production data for aircraft and guided missiles are obtained under the provision of AF Regulation 70-11, dated 13 July 1952.

In addition to information reflecting the status of aircraft procurement and production, these data contain the following information by type and model of aircraft: Total aircraft inventory, active and inactive aircraft inventory, planned program, aircraft operationally and not operationally ready, aircraft in storage, aircraft excess to all military requirements, aircraft production, gains and losses to the aircraft inventory, and a summary of active and inactive aircraft by functional distribution.

The classification of aircraft herein is in accordance with AF Regulation 65-60, dated 15 June 1955, and T.O. 1-1-81, dated 15 August 1955 with revisions. The type classification is generally based upon the type designator or the prefix preceding the basic type designator of each aircraft model. A prefix is assigned an aircraft model when the aircraft is modified to perform a function (indicated by the prefix) other than its basically designated purpose.

The following definitions apply to the terms herein -

AIRCRAFT: A heavier-than-air vehicle, capable of flight, which has incorporated in its prime design the ability and/or requirement for human occupancy. (Ref T.O. 1-1-81)

OPERATING ACTIVE AIRCRAFT: Those aircraft which are currently and actively engaged in supporting flying missions, administrative aircraft, test aircraft including those test aircraft on bailment, aircraft provided for the required combat readiness training of rated personnel not presently assigned to tactical units or crew positions.

NON-OPERATING AIRCRAFT: Those aircraft in preparation for possession by units or test activities through any of the logistical processes of supply, maintenance, and modification, and those aircraft which are excess to command requirements.

INACTIVE AIRCRAFT: Those aircraft in the inventory other than operating active and non-operating active aircraft, such as aircraft on loan and bailment (except bailed for test, maintenance and modification); aircraft for which there is no longer a requirement in the active inventory, including those aircraft that have been accumulated in excess of immediate possible future needs; and aircraft in the process of being dropped from the total aircraft inventory.

ACCEPTANCE: Aircraft which have been shop-assembled and fully inspected by constituted USAF or Navy production authorities; and the title, responsibility, and accountability assumed by the contracting agency of recipient.

OPERATIONALLY READY: An aircraft, which without additional repair or maintenance, is safe and capable of normal flight operations. This does not necessarily indicate that the aircraft is capable of performing a specific mission such as combat, photo, etc., but merely that the aircraft is flyable and that the DD Form 781 does not bear a red cross. Weather, runway conditions, shortage of operations personnel, or other factors not relating to the aircraft itself will not cause an aircraft to be reported "not operationally ready"

ANORP: "Aircraft Not Operationally Ready Awaiting Parts" are those aircraft not flyable as indicated by a red cross on DD Form 781, solely due to lack of parts. Aircraft will not be reported as awaiting parts unless the required parts have been requisitioned from the normal supply source at the station where the aircraft is located and notification has been received from the normal supply source that the parts are not available. This category does not include those aircraft awaiting parts required for the performance of modifications defined in AF Regulation 57-4.

AIRFRAME WEIGHT: The weight of the assembled principal structural components of an aircraft. It includes hull or fuselage, wings, stabilizers, vertical fins, control surfaces, landing gear, and nacelles.

GUIDED AIRCRAFT ROCKET: A type of self-propelled aircraft armament normally carried by piloted aircraft which, after launching, can be guided to the target which it destroys by means of an explosive war-head.

USAF GUIDED MISSILES: An unmanned vehicle moving above (about) the earth's surface whose trajectory or flight path is capable of being altered by a mechanism within the vehicle.

USAF AMMUNITION: All stocks of serviceable and suspended Air Force ammunition items physically on hand.

TABLE 45 - U. S. MILITARY AIRCRAFT ACCEPTANCES BY RECIPIENT
SEMI-ANNUAL, FISCAL YEAR 1957

TYPE, MODEL, SERIES AND MANUFACTURER	TOTAL ACCEPTANCES		JUL 56 THRU DEC 56		JAN 57 THRU JUN 57	
	UNITS	AIRFRAME WEIGHT (000's lbs.)	UNITS	AIRFRAME WEIGHT (000's lbs.)	UNITS	AIRFRAME WEIGHT (000's lbs.)
MILITARY ACCEPTANCES - TOTAL	5,996	84,250.4	3,178	46,343.7	2,818	37,906.7
RECIPIENT:						
USAF	2,398	55,491.5	1,228	30,919.0	1,170	24,572.5
NAVY	1,882	18,876.4	957	9,668.5	925	9,207.9
COAST GUARD	4	59.5	4	59.5	-	-
MAP	731	7,100.1	458	4,139.2	273	2,960.9
ARMY	981	2,722.9	531	1,557.5	450	1,165.4
U. S. AIR FORCES						
BOMBER - TOTAL	346	22,842.2	252	14,420.6	94	8,421.6
B-47E Boeing	46	2,484.0	46	2,484.0	-	-
B-47E Douglas	23	1,283.4	23	1,283.4	-	-
B-47E Lockheed	51	2,789.7	44	2,406.8	7	382.9
B-52B Boeing	2	225.2	2	225.2	-	-
B-52C Boeing	30	3,377.4	30	3,377.4	-	-
B-52D Boeing	92	10,341.0	25	2,810.6	67	7,530.4
B-57E Martin	66	1,294.0	57	1,109.0	9	185.0
B-66B Douglas	36	1,047.5	25	724.2	11	323.3
FIGHTER - TOTAL	1,301	17,383.7	595	8,216.5	706	9,167.2
F-84F Republic	1	10.8	-	-	1	10.8
F-89H Northrop	47	968.2	47	968.2	-	-
F-100C N. American, Col.	1	12.9	1	12.9	-	-
F-100D N. American, Ing.	576	8,006.4	300	4,170.0	276	3,836.4
F-100D N. American, Col.	212	2,904.4	92	1,260.4	120	1,644.0
F-100F N. American, Ing.	14	198.0	-	-	14	198.0
F-101A McDonnell	13	164.2	1	13.0	12	151.2
F-101B McDonnell	1	14.2	-	-	1	14.2
F-102A Convair	372	4,432.2	127	1,492.2	245	2,940.0
TF-102A Convair	27	335.4	11	136.5	16	198.9
F-104A Lockheed	28	211.8	10	74.2	18	137.6
F-104B Lockheed	1	7.6	-	-	1	7.6
F-105B Republic	3	45.4	2	29.5	1	15.9
F-106A Convair	2	25.2	1	12.6	1	12.6
F-107A N. American, Ing.	3	47.0	3	47.0	-	-
RECONNAISSANCE - TOTAL	229	5,530.8	149	3,485.8	80	2,045.0
RB-47H Boeing	5	282.1	3	170.1	2	112.0
RB-57D Martin	8	132.8	3	50.0	5	82.8
RB-66B Douglas	87	2,552.9	51	1,490.9	36	1,062.0
RB-66C Douglas	30	888.7	15	448.5	15	440.2
RF-84F Republic	64	707.1	64	707.1	-	-
RF-101A McDonnell	20	252.0	2	25.2	18	226.8
RC-121D Lockheed	11	594.0	11	594.0	-	-
WB-66D Douglas	4	121.2	-	-	4	121.2
TANKER - TOTAL	28	1,661.2	16	812.1	12	849.1
KC-97C Boeing	16	812.1	16	812.1	-	-
KC-135A Boeing	12	849.1	-	-	12	849.1
CARGO - TOTAL	205	6,749.5	114	3,534.4	91	3,215.1
C-123B Fairchild	103	2,325.2	60	1,352.0	43	973.2
YC-123H Fairchild	1	22.7	-	-	1	22.7
C-130A Lockheed	84	3,604.5	41	1,749.5	43	1,855.0
C-131D Convair	1	23.2	1	23.2	-	-
C-131E Convair	10	232.5	10	232.5	-	-
C-133A Douglas	6	541.4	2	177.2	4	364.2

120/5

TABLE 45- U. S. MILITARY AIRCRAFT ACCEPTANCES BY RECIPIENT
SEMI-ANNUAL, FISCAL YEAR 1957 (CONTINUED)

TYPE, MODEL, SERIES AND MANUFACTURER	TOTAL ACCEPTANCES		JUL 56 THRU DEC 56		JAN 57 THRU JUN 57	
	UNITS	AIRFRAME WEIGHT (000's lbs.)	UNITS	AIRFRAME WEIGHT (000's lbs.)	UNITS	AIRFRAME WEIGHT (000's lbs.)
U. S. AIR FORCES - (Continued)						
TRAINER - TOTAL	268	1,249.0	102	449.6	166	799.4
T-33A Lockheed	197	1,093.5	71	394.1	126	699.4
T-34A Beech.	20	29.1	20	29.1	-	-
T-37A Cessna	51	126.4	11	26.4	40	100.0
HELICOPTER - TOTAL	6	30.1	-	-	6	30.1
H-19J Bell	2	2.1	-	-	2	2.1
H-21B Vertol	4	28.0	-	-	4	28.0
LIAISON - TOTAL	15	45.0	-	-	15	45.0
L-27A Cessna	15	45.0	-	-	15	45.0
NAVY						
BOMBER - TOTAL	506	8,210.6	268	4,335.8	238	3,874.8
P2V-7 Lockheed	23	705.3	12	368.8	11	336.5
P5M-2 Martin	17	575.2	11	370.7	6	204.5
WV-2 Lockheed	51	2,814.4	26	1,434.7	25	1,379.7
AD-6 Douglas	30	223.8	30	223.8	-	-
AD-7 Douglas	72	542.5	58	436.6	14	105.9
A3D-1 Douglas	12	280.2	12	280.2	-	-
A3D-2 Douglas	49	1,179.4	13	311.5	36	867.9
A4D-1 Douglas	138	695.9	37	189.6	101	506.3
A4D-2 Douglas	9	49.5	4	22.1	5	27.4
S2F-1 Grumman	105	1,144.4	65	697.8	40	446.6
FIGHTER - TOTAL	722	7,329.5	395	3,923.5	327	3,406.0
F3H-2M McDonnell	61	863.9	18	250.2	43	613.7
F3H-2N McDonnell	79	1,104.5	46	639.4	33	465.1
F4D-1 Douglas	128	1,106.0	53	449.0	75	657.0
F5D-1 Douglas	2	20.3	-	-	2	20.3
F8U-1 Chance Vought	63	639.6	18	179.9	45	459.7
F8U-1P Chance Vought	5	53.1	1	10.6	4	42.5
F9F-8 Grumman	93	840.2	78	707.1	15	133.1
F9F-8P Grumman	62	573.0	34	327.0	28	246.0
F11F-1 Grumman	28	238.2	12	102.1	16	136.1
FJ-3M N. American, Col	30	254.2	30	254.2	-	-
FJ-4 N. American, Col	124	1,185.7	104	994.4	20	191.3
FJ-4B N. American, Col	47	450.8	1	9.6	46	441.2
CARGO - TOTAL	1	11.3	1	11.3	-	-
TF-1 Grumman	1	11.3	1	11.3	-	-
TRAINER - TOTAL	433	1,839.3	195	720.0	238	1,119.3
T-28C N. American, Col	164	698.3	92	391.7	72	306.6
T2V-1 Lockheed	24	178.8	12	87.7	12	91.1
T-34B Beech.	150	213.6	78	111.0	72	102.6
F9F-8T Grumman	59	549.0	13	129.6	46	419.4
TV-2 (T-33A) Lockheed	36	199.6	-	-	36	199.6
HELICOPTER - TOTAL	193	1,026.7	74	309.1	119	717.6
HOK-1 Kaman	23	67.3	11	31.9	12	35.4
HRS-3 Sikorsky	7	26.2	2	7.5	5	18.7
HR2S-1 Sikorsky	16	239.6	8	119.1	8	120.5
HR2S-1W Sikorsky	2	29.8	2	29.8	-	-
HSL-1 Bell	8	73.5	8	73.5	-	-
HSS-1 Sikorsky	38	217.7	-	-	38	217.7
HTL-6 Bell	24	26.4	24	26.4	-	-
HUL-1 Bell	19	20.9	19	20.9	-	-

TABLE 45 - U. S. MILITARY AIRCRAFT ACCEPTANCES BY RECIPIENT
SEMI-ANNUAL, FISCAL YEAR 1957 (CONTINUED)

TYPE, MODEL, SERIES AND MANUFACTURER	TOTAL ACCEPTANCES		JUL 56 THRU DEC 56		JAN 57 THRU JUN 57	
	UNITS	AIRFRAME WEIGHT (000's lbs.)	UNITS	AIRFRAME WEIGHT (000's lbs.)	UNITS	AIRFRAME WEIGHT (000's lbs.)
NAVY - (Continued)						
HELICOPTER - (Continued)						
HUS-1 Sikorsky	48	278.9	-	-	48	278.9
HUS-1A Sikorsky	8	46.4	-	-	8	46.4
UTILITY - TOTAL	17	150.2	17	150.2	-	-
UC-1 DeHavilland	9	31.3	9	31.3	-	-
UF-1 Grumman	8	118.9	8	118.9	-	-
LIGHTER THAN AIR - TOTAL	10	308.8	7	218.6	3	90.2
ZPG-2 Goodyear	2	77.8	2	77.8	-	-
ZPG-2w Goodyear	2	79.7	1	40.0	1	39.7
ZS2G-1 Goodyear	6	151.3	4	100.8	2	50.5
COAST GUARD						
UTILITY - TOTAL	4	59.5	4	59.5	-	-
U-1A DeHavilland	4	59.5	4	59.5	-	-
MILITARY ASSISTANCE PROGRAM						
BOMBER - TOTAL	22	362.6	8	89.6	14	273.0
P2V-7 Lockheed	2	61.2	-	-	2	61.2
P2V-7U Lockheed	4	122.2	-	-	4	122.2
S2F-1 Grumman	16	179.2	8	89.6	8	89.6
FIGHTER - TOTAL	538	5,240.5	287	2,567.4	251	2,673.1
F-84F Republic	400	4,251.7	149	1,578.6	251	2,673.1
F-86F N. American, Ing	138	988.8	138	988.8	-	-
RECONNAISSANCE - TOTAL	106	1,171.3	106	1,171.3	-	-
RF-84F Republic	106	1,171.3	106	1,171.3	-	-
TRAINER - TOTAL	54	299.7	54	299.7	-	-
T-33A Lockheed	54	299.7	54	299.7	-	-
HELICOPTER - TOTAL	6	22.3	3	11.2	3	11.1
HRS-3 Sikorsky	6	22.3	3	11.2	3	11.1
LIAISON - TOTAL	5	3.7	-	-	5	3.7
L-19E Cessna	5	3.7	-	-	5	3.7
ARMY						
LIAISON - TOTAL	463	474.5	229	213.5	234	261.0
L-19E Cessna	181	135.7	19	14.2	162	121.5
TL-19D Cessna	100	92.3	100	92.3	-	-
L-20A a/ DeHavilland	13	20.8	13	20.8	-	-
L-20A DeHavilland	73	116.8	28	44.8	45	72.0
L-21B a/ Piper	67	36.8	67	36.8	-	-
L-23D Beech	28	70.0	1	2.5	27	67.5
L-26B Aero Design	1	2.1	1	2.1	-	-
HELICOPTER - TOTAL	478	2,128.4	265	1,233.0	213	895.4
H-13H Bell	75	78.8	27	28.4	48	50.4
H-19D Sikorsky	50	189.0	26	97.0	24	92.0
H-19D a/ Sikorsky	2	7.8	-	-	2	7.8
H-21C Vertol	156	1,072.3	82	561.8	74	510.5
H-23C b/ Hiller	76	96.7	40	50.5	36	46.2

TABLE 45 - U. S. MILITARY AIRCRAFT ACCEPTANCES BY RECIPIENT
SEMI-ANNUAL, FISCAL YEAR 1957 (CONTINUED)

TYPE, MODEL, SERIES AND MANUFACTURER	TOTAL ACCEPTANCES		JUL 56 THRU DEC 56		JAN 57 THRU JUN 57	
	UNITS	AIRFRAME WEIGHT (000's lbs.)	UNITS	AIRFRAME WEIGHT (000's lbs.)	UNITS	AIRFRAME WEIGHT (000's lbs.)
ARMY - (Continued)						
HELICOPTER - (Continued)						
H-23C a/ Hiller	2	2.5	-	-	2	2.5
YH-31 Doman	1	2.2	-	-	1	2.2
YH-32 Hiller	10	3.6	10	3.6	-	-
H-34A Sikorsky	98	555.5	76	431.7	22	123.8
H-37A Sikorsky	8	120.0	4	60.0	4	60.0
UTILITY - TOTAL	40	120.0	37	111.0	3	9.0
U-1 DeHavilland	40	120.0	37	111.0	3	9.0
SPECIAL ITEM FOR USAF (Not Included in Totals)						
SAILPLANE	2	-	-	-	2	-
S-1B Schweizer	1	-	-	-	1	-
S-2A Schweizer	1	-	-	-	1	-

a/ Army for Military Assistance Program.

b/ Navy for Army.

NOTE: Above table does not include three B-58's accepted during FY 57 but not reported in time for inclusion.

NOTE: MAP includes Grant and Reimbursable Aid, Navy production excludes experimental aircraft, and USAF excludes remanufactured and used aircraft.

SOURCE: Materiel Statistics Division, Directorate of Statistical Services, DCS/Comptroller.

TABLE 46 - SUMMARY OF USAF AIRCRAFT ACCEPTANCES - UNITS AND AIRFRAME WEIGHT
BY RECIPIENT, FISCAL YEARS 1950 THROUGH 1957
(AIRFRAME WEIGHT IN THOUSANDS OF POUNDS)

FISCAL YEAR	TOTAL		USAF		USAF FOR ARMY		USAF FOR MAP		USAF FOR NAVY	
	UNITS	AIRFRAME WEIGHT	UNITS	AIRFRAME WEIGHT	UNITS	AIRFRAME WEIGHT	UNITS	AIRFRAME WEIGHT	UNITS	AIRFRAME WEIGHT
FY 1950	1,782	26,670.3	1,652	26,315.0	1	1.2	105	52.5	24	301.6
FY 1951	2,596	29,385.5	1,756	27,800.7	717	758.3	107	737.0	16	89.5
FY 1952	5,617	63,798.4	2,814	54,239.5	1,849	1,667.8	798	6,492.2	156	1,398.9
FY 1953	8,104	104,914.2	4,723	83,243.3	1,254	1,439.7	1,870	17,560.8	257	2,670.4
FY 1954	7,266	107,005.8	5,662	101,808.4	970	1,080.0	540	3,562.8	94	554.6
FY 1955	6,471	104,102.6	4,823	94,535.6	603	1,202.9	847	7,257.4	198	1,106.7
FY 1956	4,522	75,307.8	3,086	65,165.4	477	1,653.6	859	8,041.3	100	447.5
FY 1957	4,118	64,906.4	2,398	55,270.0	981	2,721.6	703	6,715.2	36	199.6

NOTE: Above data excludes experimental, used, and remanufactured aircraft. MAP includes Grant and Reimbursable Aid.

NOTE: Above table does not include three B-58A's accepted during FY 57 but not reported in time for inclusion.

SOURCE: Materiel Statistics Division, Directorate of Statistical Services, DCS/Comptroller.

TABLE 47 - USAF AIRCRAFT ACCEPTANCES BY ENGINE TYPE
MONTHLY, FISCAL YEAR 1957

(Excludes experimental, used and remanufactured aircraft. "USAF for Other" includes MAP, Army, and Navy. Turbo-prop aircraft are included with jet aircraft.)

MONTH AND YEAR	TOTAL	J E T			P I S T O N		
		TOTAL	USAF	USAF FOR OTHER	TOTAL	USAF	USAF FOR OTHER
TOTAL - FISCAL YEAR 1957	4,118	2,349	2,215	734	1,169	183	986
July 1956	295	209	167	42	86	35	51
August	316	227	162	65	89	24	65
September	398	280	202	78	118	19	99
October	420	295	200	95	125	19	106
November	382	286	196	90	96	11	85
December	395	260	183	77	135	10	125
January 1957	307	217	185	32	90	8	82
February	293	209	168	41	84	7	77
March	308	228	175	53	80	9	71
April	310	229	174	55	81	7	74
May	334	243	188	55	91	14	77
June	360	266	215	51	94	20	74

NOTE: Above table does not include three B-58A's accepted during FY 57 but not reported in time for inclusion.

SOURCE: Materiel Statistics Division, Directorate of Statistical Services, DCS/Comptroller.

TABLE 48 - USAF AIRCRAFT ACCEPTANCES BY MANUFACTURER AND RECIPIENT
MODELS CURRENTLY IN PRODUCTION - FISCAL YEAR 1957

TYPE, MODEL AND SERIES	MANUFACTURER	ACCEPTED PRIOR TO 1 JUL 56	ACCEPTANCES FOR FISCAL YEAR 1957												TOTAL ACCEPTED TO DATE		
			1956 Jul	Aug	Sep	Oct	Nov	Dec	1957 Jan	Feb	Mar	Apr	May	Jun		Total	
			USAF (Excludes Experimental Models)														
GRAND TOTAL a/			295	316	292	420	382	395	307	293	308	310	334	360	4,118		
USAF - TOTAL			202	186	221	219	207	193	193	175	184	181	202	235	2,398		
Bomber - Total			35	55	49	37	37	39	23	20	8	3	11	29	346		
B-47E	Boeing	645	13	13	13	7 (Complete)	-	-	-	-	-	-	-	-	-	46	691
B-47E	Douglas	241	5	5	5	5	3 (Complete)	-	-	-	-	-	-	-	-	23	264
B-47E	Lockheed	335	7	7	7	7	9	7	5	2 (Complete)	-	-	-	-	-	51	386
B-52B	Boeing	48	1	1 (Complete)	-	-	-	-	-	-	-	-	-	-	-	2	50
B-52C	Boeing	5	5	12	3	-	5	5 (Complete)	-	-	-	-	-	-	-	30	35
B-52D	Boeing	1	1	1	-	-	5	18	13	6	1	9	25	-	-	92	93
B-57E	Martin	2	-	8	18	13	10	8	4	1 (Complete)	-	-	-	-	-	66	68
B-66B	Douglas	28	3	8	3	5	5	1	1	1	2	2	4	-	-	36	64
Fighter - Total			94	76	98	108	114	105	113	99	117	121	127	129	1,301		
F-84F	Gen. Motors	237	(Complete)	-	-	-	-	-	-	-	-	-	-	-	-	1	237
F-84F	Republic	1,258	-	-	-	-	-	-	-	1 (Complete)	-	-	-	-	-	-	1,259
F-89H	Northrop	109	22	-	18	7 (Complete)	-	-	-	-	-	-	-	-	-	47	156
F-100C	H. Amer., Ing.	451	(Complete)	-	-	-	-	-	-	-	-	-	-	-	-	-	451
F-100C	N. Amer., Col.	24	1 (Complete)	-	-	-	-	-	-	-	-	-	-	-	-	1	25
F-100D	H. Amer., Ing.	113	50	50	50	50	50	50	44	54	46	44	38	576	-	576	689
F-100D	N. Amer., Col.	2	9	10	14	19	20	20	20	20	20	20	20	212	-	212	214
F-100F	N. Amer., Ing.	-	-	-	-	-	-	-	1	-	6	6	6	14	-	14	14
F-101A	McDonnell	29	-	1	-	-	-	-	-	1	4	4	3	13	-	13	42
F-101B	McDonnell	-	-	-	-	-	-	-	-	1	-	-	-	1	-	1	1
F-102A	Convair	46	8	11	12	27	40	29	38	31	37	45	43	51	372	418	
TF-102A	Convair	3	2	1	1	2	3	2	2	2	2	3	4	3	27	30	
F-104A	Lockheed	7	2	2	3	2	-	1	1	-	1	2	6	8	28	35	
F-104B	Lockheed	-	-	-	-	-	-	-	1	-	-	-	-	-	1	1	
F-105B	Republic	-	-	1	-	-	-	1	-	-	1	-	-	-	3	3	
F-106A	Convair	-	-	-	-	-	-	1	-	1	-	-	-	-	2	2	
F-107A	N. Amer., Ing.	-	-	-	-	1	1	1	-	-	-	-	-	-	3	3	
Reconnaissance - Total			23	25	45	26	17	13	15	11	13	12	12	17	229		
RB-47H	Boeing	30	-	-	2	1	-	-	2 (Complete)	-	-	-	-	-	5	35	
RB-57D	Martin	12	1	-	-	-	1	1	4	1	-	-	-	-	8	20	
RB-66B	Douglas	50	9	8	8	9	9	8	7	9	8	6	2	4	87	137	
RB-66C	Douglas	6	-	4	5	2	2	2	2	2	3	3	2	30	36		
WB-66D	Douglas	-	-	-	-	-	-	-	-	-	-	1	3	4	4		
RF-84F (FIC)	Republic	25	(Complete)	-	-	-	-	-	-	-	-	-	-	-	-	25	
RF-84F	Republic	299	7	10	30	12	5 (Complete)	-	-	-	-	-	-	-	64	363	
RF-101A	McDonnell	-	-	-	-	-	-	2	-	-	1	3	6	8	20	20	
RC-121D	Lockheed	61	6	3	-	2 (Complete)	-	-	-	-	-	-	-	11	11	72	

**TABLE 48 - USAF AIRCRAFT ACCEPTANCES BY MANUFACTURER AND RECIPIENT
MODELS CURRENTLY IN PRODUCTION - FISCAL YEAR 1957-(CONTINUED)**

TYPE, MODEL AND SERIES	MANUFACTURER	ACCEPTED PRIOR TO 1 JUL 56	ACCEPTANCES FOR FISCAL YEAR 1957													TOTAL ACCEPTED TO DATE
			1956 Jul	Aug	Sep	Oct	Nov	Dec	1957 Jan	Feb	Mar	Apr	May	Jun	Total	
			USAF FOR ARMY (Cont'd)													
Helicopter - Total			22	35	41	60	49	48	38	36	37	34	35	33	478	
H-13H	Bell	3	-	4	-	10	6	7	7	8	8	8	8	9	75	78
H-19D	Sikorsky	106	6	4	4	4	4	4	4	4	4	4	4	4	50	156
H-19D b/.	Sikorsky	-	-	-	-	-	-	-	-	-	-	-	-	2	2	2
H-21C g/.	Vertol	94	12	3	16	23	14	14	14	12	12	12	12	12	156	250
H-23C d/.	Hiller	39	8	8	8	7	6	3	7	5	7	6	5	6	76	115
H-23C d/.	Hiller	-	-	-	-	-	-	-	-	-	-	-	2 (Complete)	2	2	2
YH-31	Doman	1	-	-	-	-	-	-	-	1 (Complete)	-	-	-	1	2	2
YH-32	Hiller	-	-	3	-	1	5	1	-	-	-	-	-	-	10	10
H-34A	Sikorsky	192	5	13	13	13	14	18	5	5	4	4	4	98	290	
H-37A	Sikorsky	1	1	-	-	2	-	1	1	1	2	-	-	-	8	9
Utility - Total			7	3	7	7	7	6	3	-	-	-	-	-	40	
U-1A	DeHavilland	44	7	3	7	7	7	6	3	-	-	-	-	-	40	34
			USAF FOR MAF													
TOTAL			42	65	78	95	90	77	29	34	46	48	51	48	703	
GRANT AID			(42)	(62)	(77)	(95)	(90)	(77)	(29)	(34)	(46)	(48)	(48)	(46)	(694)	
Fighters			31	39	54	59	55	49	29	34	46	48	48	46	538	
F-84F	Gen. Motors	362 (Complete)	-	-	-	-	-	-	-	-	-	-	-	-	-	362
F-84F	Republic	403	6	14	29	34	30	36	29	34	46	48	48	46	400	803
F-86F	N. Amer., Ing.	142	25	25	25	25	25	13 (Complete)	-	-	-	-	-	-	138	280
Reconnaissance - Total			1	3	5	34	35	28	-	-	-	-	-	-	106	
RF-84F	Republic	221	1	3	5	34	35	28 (Complete)	-	-	-	-	-	-	106	327
Trainer - Total			10	20	18	2	-	-	-	-	-	-	-	-	50	
T-33A	Lockheed	670	10	20	18	2 (Complete)	-	-	-	-	-	-	-	-	50	720
REIMBURSABLE AID			-	(3)	(1)	-	-	-	-	-	-	-	(3)	(2)	(9)	
Trainer - Total			-	2	1	-	-	-	-	-	-	-	-	-	4	
T-33A	Lockheed	-	-	3	1 (Complete)	-	-	-	-	-	-	-	-	-	4	4
Liaison - Total			-	-	-	-	-	-	-	-	-	-	3	2	5	
L-19E	Cessna	-	-	-	-	-	-	-	-	-	-	-	3	2	5	5

**TABLE 48 - USAF AIRCRAFT ACCEPTANCES BY MANUFACTURER AND RECIPIENT
MODELS CURRENTLY IN PRODUCTION - FISCAL YEAR 1957 (CONTINUED)**

TYPE, MODEL AND SERIES	MANUFACTURER	ACCEPTED PRIOR TO 1 JUL 56	ACCEPTANCES FOR FISCAL YEAR 1957													TOTAL ACCEPTED TO DATE	
			1956 Jul	Aug	Sep	Oct	Nov	Dec	1957 Jan	Feb	Mar	Apr	May	Jun	Total		
		USAF FOR NAVY															
<u>TOTAL</u>			-	-	-	-	-	-	-	2	2	2	2	2	2	36	
<u>Trainer</u>			-	-	-	-	-	-	-	2	2	2	2	2	2	36	
TV-2 (T-33A)	Lockheed	663	-	-	-	-	-	-	-	3	7	7	7	7	5	36	699
		USAF - EXPERIMENTAL MODELS															
<u>TOTAL</u>			-	1	-	-	-	-	-	1	-	-	-	-	-	2	
XF-104	Lockheed	1	-	-	-	-	-	-	-	1 (Complete)	-	-	-	-	-	1	2
X-2	Bell	-	-	1	-	-	-	-	-	-	-	-	-	-	-	1	1
<u>Special Item For USAF</u>			-	-	-	-	-	-	-	-	-	-	-	-	2	2	
Sailplane g/	Schweizer		-	-	-	-	-	-	-	-	-	-	-	-	2	2	2

a/ Excludes experimental, static test, remanufactured, and used aircraft.

b/ Army for MAP.

c/ Cumulative totals include one H-21C accepted from a USAF contract.

d/ Navy for Army.

e/ Two sailplanes accepted during June 1957 are not included in production totals.

NOTE: Above table does not include three B-58A's accepted during FY 57 but not reported in time for inclusion.

SOURCE: Materiel Statistics Division, Directorate of Statistical Services, DCS/Comptroller.

TABLE 49 - USAF AIRCRAFT PROCUREMENT PROGRAMS BY FISCAL YEAR FUNDING
FISCAL YEARS 1954 THROUGH 1957

(Excludes experimental, used, and remanufactured aircraft.)

TYPE, MODEL, AND SERIES	FISCAL YEAR 1954	FISCAL YEAR 1955	FISCAL YEAR 1956	FISCAL YEAR 1957	TYPE, MODEL, AND SERIES	FISCAL YEAR 1954	FISCAL YEAR 1955	FISCAL YEAR 1956	FISCAL YEAR 1957
TOTAL	1,631	1,623	2,709	1,867					
Bomber - Total	58	171	133	202	Reconnaissance (Cont'd)				
B-52C	25	-	-	-	WB-66D	-	36	-	-
B-52D	-	77	93	-	RF-84F	50	-	-	-
B-52E	-	-	40	60	RF-101A	2	-	-	-
B-52F	-	-	-	142	RF-101A	28	-	7	-
B-57E	-	68	-	-	RF-101C	-	-	166	-
B/RB-58A	-	13	-	-	RC-121D	5	22	-	-
B-66B	33	13	-	-					
Fighter - Total	916	724	1,845	1,019	Tanker - Total	-	29	68	118
F-89D	77	-	-	-	KC-135A	-	29	68	118
F-89H	156	-	-	-					
F-100C	381	25	-	-	Cargo - Total	250	143	143	83
F-100D	183	534	557	-	C-121C	33	-	-	-
F-100F	-	-	295	-	C-123B	163	73	42	-
F-101A	48	-	-	-	YC-123H	1	-	-	-
F-101B	-	-	97	206	C-130A	20	48	84	77
F-101C	8	-	39	-	C-131D	21	12	-	-
F-102A	37	108	562	140	C-131E	-	10	-	-
TF-102A	20	28	63	-	C-133A	12	-	17	6
F-104A	-	17	209	384					
F-104B	-	-	6	106	Trainer - Total	11	277	347	363
TF-105A	2	-	-	-	T-33A	-	107	220	240
F-105B	4	6	-	65	T-34A	-	150	-	-
JF-105B	-	3	-	-	T-37A	11	20	127	123
F-105C	-	-	-	5					
F-106A	-	-	17	72	Liaison - Total	-	15	-	80
F-106B	-	-	-	41	L-26B	-	15	-	-
F-107A	-	3	-	-	L-27A	-	-	-	80
Reconnaissance - Total	187	64	173	-	Helicopter - Total	9	-	-	2
RB-66B	72	-	-	-	H-13J	-	-	-	2
RB-66C	30	6	-	-	H-21B	9	-	-	-

NOTE: Based on the RC-301, USAF Aircraft Program Procurement Contract Status Report, dated 30 June 1957.

SOURCE: Materiel Statistics Division, Directorate of Statistical Services, DCS/Comptroller.

TABLE 50 - USAF ACCEPTANCES OF GUIDED MISSILES, GUIDED AIRCRAFT ROCKETS,
AND TARGET DRONES
FISCAL YEAR 1957 AND PRIOR

MODEL DESIGNATION POPULAR NAME AND MANUFACTURER	TOTAL ACCEPTANCES THRU FY 57	1953 AND PRIOR YEARS	1954	1955	1956	1957
USAF GUIDED MISSILE - TOTAL	1,634	190	244	311	252	437
XSSM-A-1 Matador Martin	15	15	-	-	-	-
XSSM-A-3 Snark Northrop	16	16	-	-	-	-
YTM-61 Matador Martin	52	52	-	-	-	-
TM-61A Matador Martin	555	36	191	244	84	-
YTM-61B Matador Martin	38	-	-	-	13	25
TM-61C Matador Martin	385	-	-	-	97	288
XSM-62 Snark Northrop	50	2	6	13	12	17
IGAM-63 Rascal Bell	78	11	9	28	11	19
GAM-63 Rascal Bell	3	-	-	-	2	1
IGAM-67 Crossbow Radioplane	28	-	4	8	9	7
XSAM-A-1 Boeing	24	24	-	-	-	-
XSM-64 Navaho North American	9	-	-	-	2	7
XSM-65 Atlas Convair	6	-	-	-	-	6
XSM-73 Goose Fairchild	3	-	-	-	-	3
XSM-75 Thor Douglas	8	-	-	-	-	8
XDM-99 Bomarc Boeing	35	3	5	8	10	9
XASM-N-7 Bullpup Martin	39	-	-	-	-	39
X-7A g/ Bomarc Lockheed	21	-	-	6	7	8
X-9 b/ Oerlikon Switzerland	25	-	25	-	-	-
X-9 b/ Shrike Bell	31	-	31	-	-	-
X-10 g/ Navaho North American	13	-	4	4	5	-
USAF GUIDED AIRCRAFT ROCKETS - TOTAL	8,662	501	95	299	3,159	4,608
XASM-A-1 Tarson Bell	200	200	-	-	-	-
YASM-A-1 Tarson Bell	110	110	-	-	-	-
XASM-N-2B Lark Fairchild	32	32	-	-	-	-
XASM-N-2C Lark Fairchild	31	31	-	-	-	-
GAR-1 Falcon Hughes	4,336	-	-	253	3,018	1,065
YGAR-1 Falcon Hughes, C C	65	48	17	-	-	-
XGAR-1 Falcon Hughes, TUC	80	80	-	-	-	-
YGAR-1 Falcon Hughes	122	-	78	44	-	-
GAR-2/A Falcon Hughes	1,618	-	-	-	18	1,600
YGAR-1B Falcon Hughes	54	-	-	-	54	-
XGAR-4 Falcon Hughes	16	-	-	-	11	5
GAR-1D Falcon Hughes	1,808	-	-	-	40	1,768
YGAR-3 Falcon Hughes	27	-	-	2	18	7
YGAR-3 Falcon Hughes	7	-	-	-	-	7
YGAR-4 Falcon Hughes	10	-	-	-	-	10
SW-1 Sidevinder Philco	131	-	-	-	-	131
GAR-8A Sidevinder Philco	15	-	-	-	-	15
USAF TARGET DRONES - TOTAL	4,730	2,964	1,500	11	125	130
OQ-19A Radioplane	405	405	-	-	-	-
OQ-19B Radioplane	6	-	-	-	6	-
OQ-19C Radioplane	329	329	-	-	-	-
OQ-19D Radioplane	3,640	2,140	1,500	-	-	-
IQ-1 Radioplane	28	28	-	-	-	-
IQ-2 Radioplane	62	62	-	-	-	-
IQ-2A Ryan	249	-	-	11	118	120
IQ-4 Radioplane	10	-	-	-	1	9
IQ-5 Lockheed	1	-	-	-	-	1
ARMY TARGET DRONES - TOTAL	21,693	8,096	781	4,647	4,775	3,394
OQ-19A Radioplane	457	457	-	-	-	-
OQ-19B Radioplane	8,469	520	-	3,575	3,105	1,269
OQ-19C Radioplane	389	389	-	-	-	-
OQ-19D Radioplane	12,372	6,730	775	1,072	1,670	2,125
IQ-1 Radioplane	6	-	6	-	-	-
GROUND NATIONAL GUARD TARGET DRONES - TOTAL	1,582	524	400	658	-	-
OQ-19B Radioplane	385	-	-	385	-	-
OQ-19D Radioplane	1,197	524	400	273	-	-

g/ The X-7 is a test vehicle for the Bomarc.
 b/ The X-9 is a test vehicle for the Rascal.
 c/ The X-10 is a test vehicle for the Navaho.

SOURCE: Materiel Statistics Division, Directorate of Statistical Services, DCS/Comptroller.

TABLE 51 - USAF GUIDED MISSILE, GUIDED AIRCRAFT ROCKET, AND TARGET DRONE
PROCUREMENT PROGRAMS - BY FISCAL YEAR FUNDING
THROUGH FISCAL YEAR 1957

MODEL DESIGNATION POPULAR NAME AND MANUFACTURER	FISCAL YEAR PROCUREMENT PROGRAMS					TOTAL	TOTAL ACCEPTED AS OF 30 JUNE 1957	BALANCE TO BE ACCEPTED
	1953 AND PRIOR	1954	1955	1956	1957			
USAF GUIDED MISSILES - TOTAL	712	360	206	423	364	2,065	1,434	631
Strategic Missiles - Total	240	33	15	123	194	605	245	360
XSSM-A-3 Snark Northrop	16	-	-	-	-	16	16	-
ISM-62 Snark Northrop	60	-	6	-	-	66	50	16
SM-62A Snark Northrop	-	-	-	-	13	13	-	13
IGAM-63 Rascal Bell	82	-	-	-	-	82	78	4
GAM-63/63A Rascal Bell	32	-	-	22	-	54	3	51
ISM-64 Navaho N. American	6	5	6	-	-	17	9	8
ISM-64A Navaho N. American	-	-	-	4	5	9	-	9
ISM-65 Atlas Convair	-	-	3	18	40	61	6	55
IGAM-67 Crossbow Radioplane	-	28	-	-	-	28	28	-
ISM-68 Titan Martin	-	-	-	-	43	43	-	43
IGAM-72 Quail McDonnell	-	-	-	6	24	30	-	30
YGAM-72 Quail McDonnell	-	-	-	-	24	24	-	24
ISM-73 Goose Fairchild	-	-	-	45	-	45	3	42
ISM-75 Thor Douglas	-	-	-	28	45	73	8	65
X-9 g/ N. American	31	-	-	-	-	31	31	-
X-10 b/ N. American	13	-	-	-	-	13	13	-
Tactical Missiles - Total	411	282	184	285	100	1,262	1,084	178
XSSM-A-1 Matador Martin	15	-	-	-	-	15	15	-
YTM-61 Matador Martin	52	-	-	-	-	52	52	-
TM-61A Matador Martin	344	211	-	-	-	555	555	-
YTM-61B Matador Martin	-	44	-	20	-	64	38	26
TM-61B Matador Martin	-	-	-	-	100	100	-	100
TM-61C Matador Martin	-	27	184	205	-	416	385	31
IASM-N7 Bullpup Martin	-	-	-	60	-	60	39	21
Interceptor Missiles - Total	61	45	7	15	70	198	105	93
ISAM-A-1 Boeing	24	-	-	-	-	24	24	-
XIM-99 Bomarc Boeing	12	39	-	-	-	51	35	16
YIM-99 Bomarc Boeing	-	-	-	7	38	45	-	45
IM-99 Bomarc Boeing	-	-	-	-	23	23	-	23
X-7A g/ Boeing	-	6	7	8	9	30	21	9
----- Oerlikon Switzerland	25	-	-	-	-	25	25	-
USAF GUIDED AIRCRAFT ROCKETS - TOTAL	1,263	-	5,835	6,228	16,645	29,971	8,662	21,309
IASM-A-1 Tarson Bell	200	-	-	-	-	200	200	-
YASM-A-1 Tarson Bell	110	-	-	-	-	110	110	-
ISAM-N-2B Lark Fairchild	32	-	-	-	-	32	32	-
ISAM-N-2C Lark Fairchild	31	-	-	-	-	31	31	-
IGAR-1 Falcon Hughes	145	-	-	-	-	145	145	-
YGAR-1 Falcon Hughes	122	-	-	-	-	122	122	-
YGAR-1B Falcon Hughes	-	-	54	-	-	54	54	-
GAR-1 Falcon Hughes	623	-	3,713	-	-	4,336	4,336	-
GAR-1D Falcon Hughes	-	-	2,047	2,928	4,000	8,975	1,808	7,167
GAR-2/2A Falcon Hughes	-	-	-	3,218	6,383	9,601	1,618	7,983
YGAR-3 Falcon Hughes	-	-	10	17	-	27	27	-
YGAR-3 Falcon Hughes	-	-	-	30	45	75	7	68
GAR-3 Falcon Hughes	-	-	-	-	196	196	-	196
IGAR-4 Falcon Hughes	-	-	11	5	-	16	16	-
YGAR-4 Falcon Hughes	-	-	-	30	45	75	10	65
GAR-4 Falcon Hughes	-	-	-	-	196	196	-	196
GAR-8 (SW-1) Sidewinder Philco	-	-	-	-	225	225	131	94
GAR-8 (SW-1A) Sidewinder Philco	-	-	-	-	5,555	5,555	15	5,540

TABLE 51 - USAF GUIDED MISSILE, GUIDED AIRCRAFT ROCKET, AND TARGET DRONE
PROCUREMENT PROGRAMS - BY FISCAL YEAR FUNDING,
THROUGH FISCAL YEAR 1957 (CONTINUED)

MODEL DESIGNATION POPULAR NAME AND MANUFACTURER	FISCAL YEAR PROCUREMENT PROGRAMS					TOTAL	TOTAL ACCEPTED AS OF 30 JUNE 1957	BALANCE TO BE ACCEPTED
	1953 AND PRIOR	1954	1955	1956	1957			
<u>USAF TARGET DRONES - TOTAL</u>	-	-	-	-	-	5,071 d/	4,730	347
OQ-19A ----- Radioplane	-	-	-	-	-	405	405	-
OQ-19B ----- Radioplane	-	-	-	-	-	6	6	-
OQ-19C ----- Radioplane	-	-	-	-	-	329	329	-
OQ-19D ----- Radioplane	-	-	-	-	-	3,640	3,640	-
XQ-1 ----- Radioplane	-	-	-	-	-	28	28	-
XQ-2 ----- Radioplane	-	-	-	-	-	62	62	-
Q-2A ----- Ryan	-	-	-	-	-	580	249	331
XQ-4 ----- Radioplane	-	-	-	-	-	15	10	5
XQ-5 ----- Lockheed	-	-	-	-	-	12	1	11
<u>ARMY TARGET DRONES - TOTAL</u>	-	-	-	-	-	26,168	23,275	2,893
OQ-19A ----- Radioplane	-	-	-	-	-	457	457	-
OQ-19B ----- Radioplane	-	-	-	-	-	9,672	8,854	818
OQ-19C ----- Radioplane	-	-	-	-	-	389	389	-
OQ-19D ----- Radioplane	-	-	-	-	-	15,644	13,569	2,075
YQ-1 ----- Radioplane	-	-	-	-	-	6	6	-

a/ The X-9 is a test vehicle for the Rascal.

b/ The I-10 is a test vehicle for the Navaho.

c/ The I7A is a test vehicle for the Bomarc.

d/ A breakout by Fiscal Year Procurement Programs for target drone is not available.

SOURCE: Materiel Statistics Division, Directorate of Statistical Services, DCS/Comptroller.

TABLE 52 -FUNCTIONAL DISTRIBUTION SUMMARY OF USAF AIRCRAFT POSSESSED FISCAL YEARS 1950 - 1957

DATE OF INVENTORY	TOTAL	ACTIVE											INACTIVE					
		TOTAL ACTIVE	OPERATING							NON-OPERATING			TOTAL INACTIVE	STORAGE	BAILMENT & LOAN	AWAITING DISPOSITION		
			TOTAL OPERATING ACTIVE	TAC & TRANS	TRAINING	OPERATIONAL SUPPORT	ADMIN	SPECIAL MISSION	TEST	TOTAL NON-OPERATING	MAINT & MOD	OTHER						
FY 1950																		
30 June	17,063	9,489	7,968	4,870	a/	1,964	228	336	570	1,521	1,234	287	7574	6,993	379	202		
FY 1951																		
30 June	18,820	14,183	11,332	7,797	a/	2,096	337	447	655	2,851	2,499	352	4,637	4,204	415	18		
FY 1952																		
30 June	19,800	16,955	13,825	5,912	4,544	1,955	74	550	790	3,130	2,746	384	2,845	2,234	579	32		
FY 1953																		
30 June	21,363	18,590	15,677	7,067	4,948	2,083	67	684	828	2,913	2,507	406	2,773	2,024	724	25		
FY 1954																		
30 June	23,465	20,111	17,133	8,432	5,102	1,933	80	812	774	2,978	2,488	490	3,354	2,414	788	152		
FY 1955																		
30 June	25,088	22,111	18,528	9,624	4,947	2,237	93	942	685	3,583	3,270	313	2,977	2,094	685	198		
FY 1956																		
30 June	24,572	22,787	18,823	10,045	4,681	2,164	92	1,074	767	3,964	3,615	349	1,785	1,491	196	98		
FY 1957 1/																		
30 September	24,647	22,840	18,493	9,780	4,711	2,131	98	1,081	692	4,347	3,633	714	1,807	1,440	174	193		
31 December	24,949	22,940	18,252	9,810	4,399	2,211	94	1,050	688	4,688	4,251	437	2,009	1,078	166	765		
31 March	24,112	22,676	18,284	9,990	4,273	2,232	95	979	715	4,392	4,033	359	1,436	985	145	306		
30 June	23,412	22,115	18,126	9,886	4,241	2,208	98	987	706	3,989	3,586	403	1,297	717	189	391		

a/ Data prior to 31 December 1951 represents totals of "Tac and Trans" and Training.

1/ Starting with 30 September 1956, Aerial Targets are not included in the total Aircraft figure.

SOURCE: Operation Statistics Division, Directorate of Statistical Services, Comptroller of the Air Force.

TABLE 53 --FUNCTIONAL DISTRIBUTION OF AIRCRAFT INVENTORY -- USAF COMMANDS
 QUARTERLY -- FISCAL YEAR 1957

(This table does not include the Components as in previous years)

COMMAND	TOTAL AIRCRAFT ON HAND	ACTIVE										INACTIVE				
		TOTAL ACTIVE	OPERATING						NON-OPERATING			TOTAL INACTIVE	STORAGE	BAILMENT & LOAN	AWAITING DISPOSITION	
			TOTAL OPERATING	TAC & TRANS	TRAINING	OPERATIONAL SUPPORT	ADMIN	SPECIAL MISSION	TEST	TOTAL NON-OPERATING	MAINTENANCE					OTHER
30 SEPTEMBER 1956																
USAF - TOTAL	24,647	22,840	18,493	9,780	4,711	2,131	98	1,081	692	4,347	3,633	714	1,807	1,439	173	195
<u>CONTINENTAL US - TOTAL</u>	<u>19,637</u>	<u>17,908</u>	<u>14,165</u>	<u>6,297</u>	<u>4,680</u>	<u>1,723</u>	<u>60</u>	<u>713</u>	<u>692</u>	<u>3,743</u>	<u>3,092</u>	<u>651</u>	<u>1,729</u>	<u>1,429</u>	<u>170</u>	<u>130</u>
Air Defense	2,063	2,052	2,037	1,728	-	201	6	102	-	15	1	14	11	-	3	-
Air Materiel	5,541	3,878	520	37	-	176	5	42	260	3,358	3,022	336	1,663	1,419	122	122
Air Proving	144	142	138	-	-	23	2	20	93	4	-	4	2	-	1	-
Air Research and Development	589	564	485	-	1	91	5	55	333	79	63	16	25	6	18	1
Air Training	5,230	5,225	5,003	-	4,669	227	5	102	-	222	-	222	5	-	4	1
Air University	168	168	160	-	-	140	1	19	-	8	2	6	-	-	-	-
Continental Air	89	89	87	1	-	59	3	24	-	2	-	2	-	-	-	-
Headquarters USAF	202	200	197	-	-	109	11	77	-	3	-	3	2	-	2	-
Military Air Transport Svs	842	840	833	497	-	183	6	147	-	7	-	7	2	-	2	-
Strategic Air	3,165	3,125	3,125	2,700	-	367	12	44	2	26	-	26	14	-	13	1
Tactical Air	1,564	1,559	1,542	1,334	3	134	3	64	4	17	2	15	5	4	-	1
US Air Force Academy	36	36	36	-	7	13	1	15	-	-	-	-	-	-	-	-
USAF Security Service	4	4	2	-	-	-	-	2	-	2	2	-	-	-	-	-
<u>OVERSEAS - TOTAL</u>	<u>5,010</u>	<u>4,932</u>	<u>4,328</u>	<u>3,483</u>	<u>31</u>	<u>408</u>	<u>38</u>	<u>368</u>	<u>-</u>	<u>604</u>	<u>541</u>	<u>63</u>	<u>78</u>	<u>10</u>	<u>3</u>	<u>65</u>
Alaskan Air	252	252	212	158	-	33	2	19	-	40	34	6	-	-	-	-
Air Defense	5	5	5	-	-	-	-	5	-	-	-	-	-	-	-	-
US Air Forces in Europe	1,752	1,752	1,725	1,418	31	173	10	93	-	27	10	17	-	-	-	-
Air Materiel	617	544	50	3	-	34	3	10	-	494	491	3	73	10	2	61
Air Research and Development	12	12	12	-	-	-	-	12	-	-	-	-	-	-	-	-
Caribbean Air	41	41	38	-	-	10	2	26	-	3	3	-	-	-	-	-
Far East Air Force	1,155	1,154	1,132	971	-	86	11	64	-	22	3	19	1	-	-	1
Headquarters USAF	58	57	57	-	-	2	-	55	-	-	-	-	1	-	1	-
Military Air Transport Svs	391	391	381	330	-	22	4	25	-	10	-	10	-	-	-	-
Northeast Air	168	167	159	89	-	20	1	49	-	8	-	8	1	-	-	1
Strategic Air	426	426	426	394	-	23	4	5	-	-	-	-	-	-	-	-
Tactical Air	122	120	120	120	-	-	-	-	-	-	-	-	2	-	-	2
USAF Security Service	1	1	1	-	-	-	-	1	-	-	-	-	-	-	-	-
16th Air Force	10	10	10	-	-	5	1	4	-	-	-	-	-	-	-	-




TABLE 53 - FUNCTIONAL DISTRIBUTION OF AIRCRAFT INVENTORY - USAF COMMANDS
QUARTERLY - FISCAL YEAR 1957 (CONTINUED)

COMMAND	TOTAL AIRCRAFT ON HAND	ACTIVE											INACTIVE				
		TOTAL ACTIVE	OPERATING							NON-OPERATING				TOTAL INACTIVE	STORAGE	BAILMENT & LOAN	AWAITING DISPOSITION
			TOTAL OPERATING	TAC & TRANS	TRAINING	OPERATIONAL SUPPORT	ADMIN	SPECIAL MISSION	TEST	TOTAL NON-OPERATING	MAINTENANCE	OTHER					
31 DECEMBER 1956																	
<u>USAF - TOTAL</u>	24,949	22,940	18,252	9,810	4,399	2,211	94	1,050	688	4,588	3,954	734	2,009	1,078	167	764	
<u>CONTINENTAL US - TOTAL</u>	19,937	17,938	13,923	6,302	4,382	1,817	51	683	688	4,015	3,414	601	1,999	1,074	163	762	
Air Defense	2,197	2,186	1,987	1,675	-	209	2	101	-	199	199	-	11	-	9	2	
Air Materiel	4,765	2,831	531	39	-	185	4	41	262	2,300	1,842	458	1,934	1,074	112	748	
Air Proving	158	157	143	-	-	27	1	16	99	14	14	-	1	-	1	-	
Air Research & Development	673	646	496	2	1	107	5	60	321	150	150	-	27	-	18	9	
Air Training	5,221	5,216	4,705	-	4,368	248	6	82	1	511	368	143	5	-	4	1	
Air University	170	170	153	-	-	134	1	18	-	17	17	-	-	-	-	-	
Continental Air	113	113	99	13	-	58	3	25	-	14	14	-	-	-	-	-	
Headquarters USAF	250	247	213	-	-	115	8	90	-	34	34	-	3	-	3	-	
Military Air Transport Svs	996	993	816	477	-	191	7	141	-	177	177	-	3	-	3	-	
Strategic Air	3,604	3,590	3,188	2,769	-	362	10	46	1	402	402	-	14	-	13	1	
Tactical Air	1,736	1,735	1,542	1,327	6	143	3	59	4	193	193	-	1	-	-	1	
US Air Force Academy	49	49	47	-	7	38	1	1	-	2	2	-	-	-	-	-	
USAF Security	5	5	3	-	-	-	-	3	-	2	2	-	-	-	-	-	
<u>OVERSEAS - TOTAL</u>	5,012	5,002	4,329	3,508	17	394	43	367	-	673	540	133	10	4	4	2	
Alaskan Air	253	253	213	159	-	31	2	21	-	40	40	-	-	-	-	-	
Air Defense	6	6	6	-	-	-	-	6	-	-	-	-	-	-	-	-	
US Air Force in Europe	2,025	2,023	1,739	1,464	17	156	8	94	-	284	243	41	2	-	2	2	
Air Materiel	109	105	44	2	-	32	2	8	-	61	1	60	4	3	1	-	
Air Research and Development	12	12	12	-	-	1	-	11	-	-	-	-	-	-	-	-	
Caribbean Air	42	42	42	-	-	12	3	27	-	-	-	-	-	-	-	-	
Far East Air Force	1,464	1,462	1,199	1,033	-	85	14	67	-	263	241	22	2	-	2	-	
Headquarters USAF	64	63	63	-	-	4	1	58	-	-	-	-	1	-	1	-	
Military Air Transport Svs	372	371	362	307	-	22	6	27	-	9	-	9	1	1	-	-	
Northeast Air	172	172	157	99	-	20	1	37	-	15	14	1	-	-	-	-	
Strategic Air	418	418	418	382	-	26	5	5	-	-	-	-	-	-	-	-	
Tactical Air	62	62	62	62	-	-	-	-	-	-	-	-	-	-	-	-	
USAF Security Service	2	2	2	-	-	-	-	2	-	-	-	-	-	-	-	-	
16th Air Force	11	11	10	-	-	5	1	4	-	1	1	-	-	-	-	-	

TABLE 53: --FUNCTIONAL DISTRIBUTION OF AIRCRAFT INVENTORY -- USAF COMMANDS
 QUARTERLY -- FISCAL YEAR 1957 (CONTINUED)

COMMAND	TOTAL AIRCRAFT ON HAND	ACTIVE											INACTIVE			
		TOTAL ACTIVE	TOTAL OPERATING	TAC & TRANS	TRAINING	OPERATIONAL SUPPORT	ADMIN	SPECIAL MISSION	TEST	TOTAL NON-OPERATING	MAINTENANCE	OTHER	TOTAL INACTIVE	STORAGE	BAILOUT & LOAN	AWAITING DISPOSITION
31 MARCH 1957																
USAF - TOTAL	24,112	22,676	18,284	9,990	4,273	2,232	95	979	715	4,392	4,033	359	1,436	986	144	306
CONTINENTAL US - TOTAL	19,212	17,797	13,995	6,538	4,262	1,810	56	615	714	3,802	3,514	288	1,415	971	139	305
Air Defense	2,274	2,264	1,986	1,685	8	205	6	82	-	278	278	-	10	-	9	1
Air Materiel	4,051	2,701	563	37	-	193	5	48	280	2,138	1,983	155	1,350	968	90	292
Air Proving	142	138	130	-	-	28	2	16	84	8	8	-	4	3	1	-
Air Research and Development	659	637	522	2	-	111	4	55	350	115	115	-	22	-	17	5
Air Training	5,022	5,013	4,554	5	4,219	237	6	87	-	459	326	133	9	-	4	5
Air University	171	171	152	-	-	134	1	17	-	19	19	-	-	-	-	-
Continental Air	116	116	98	15	-	60	2	21	-	18	18	-	-	-	-	-
Headquarters USAF	251	249	206	-	-	113	10	83	-	43	43	-	2	-	2	-
Military Air Transport Svs	977	974	802	498	-	193	6	105	-	172	172	-	3	-	3	-
Strategic Air	3,576	3,561	3,159	2,740	20	353	10	36	-	402	402	-	15	-	13	2
Tactical Air	1,912	1,912	1,767	1,556	6	144	4	57	-	145	145	-	-	-	-	-
US Air Force Academy	53	53	50	-	9	39	-	2	-	3	3	-	-	-	-	-
USAF Security Service	8	8	6	-	-	-	-	6	-	2	2	-	-	-	-	-
OVERSEAS - TOTAL	4,900	4,879	4,289	3,452	11	422	39	364	1	590	519	71	21	15	5	1
Alaskan Air	252	252	239	182	-	30	3	24	-	13	11	2	-	-	-	-
Air Defense	3	3	3	-	-	-	-	3	-	-	-	-	-	-	-	-
US Air Force in Europe	2,004	2,004	1,723	1,429	9	182	7	96	-	281	228	53	-	-	-	-
Air Materiel	67	58	46	4	-	31	3	7	1	12	11	1	9	8	1	-
Air Research and Development	6	6	6	-	-	1	-	5	-	-	-	-	-	-	-	-
Caribbean Air	42	42	33	-	-	12	1	20	-	9	9	-	-	-	-	-
Far East Air Force	1,468	1,460	1,201	1,023	2	84	11	81	-	259	247	12	8	6	2	-
Headquarters USAF	68	66	66	-	-	5	1	60	-	-	-	-	2	-	2	-
Military Air Transport Svs	351	350	350	297	-	22	6	25	-	-	-	-	1	1	-	-
Northeast Air	165	164	151	97	-	19	2	33	-	13	12	1	1	-	-	1
Strategic Air	402	402	402	367	-	27	4	4	-	-	-	-	-	-	-	-
Tactical Air	53	53	53	53	-	-	-	-	-	-	-	-	-	-	-	-
USAF Security Service	1	1	1	-	-	-	-	1	-	-	-	-	-	-	-	-
16th Air Force	18	18	15	-	-	9	1	5	-	3	1	2	-	-	-	-

TABLE 53 - FUNCTIONAL DISTRIBUTION OF AIRCRAFT INVENTORY - USAF COMMANDS
QUARTERLY - FISCAL YEAR 1957 (CONTINUED)

COMMAND	TOTAL AIRCRAFT ON HAND	ACTIVE										INACTIVE				
		TOTAL ACTIVE	OPERATING						NON-OPERATING				TOTAL INACTIVE	STORAGE	BAILMENT & LOAN	AWAITING DISPOSITION
			TOTAL OPERATING	TAC & TRANS	TRAINING	OPERATIONAL SUPPORT	ADMIN	SPECIAL MISSION	TEST	TOTAL NON-OPERATING	MAINTENANCE	OTHER				
30 JUNE 1957																
<u>USAF - TOTAL</u>	23,412	22,115	18,126	9,886	4,241	2,208	98	987	706	3,989	3,586	403	1,297	717	189	391
<u>CONTINENTAL US - TOTAL</u>	18,699	17,530	14,001	6,589	4,233	1,801	63	610	705	3,529	3,179	350	1,169	640	185	341
Air Defense	2,355	2,338	2,119	1,857	26	154	6	66	-	219	219	-	18	-	10	8
Air Materiel	3,626	2,574	570	37	1	212	5	46	269	2,004	1,782	222	1,052	637	111	304
Air Proving	159	152	145	-	-	37	2	11	95	7	7	-	7	-	1	6
Air Research and Development	637	611	511	2	-	110	5	53	341	100	98	2	26	-	20	6
Air Training	4,909	4,893	4,500	6	4,169	233	6	86	-	393	270	123	16	-	10	6
Air University	190	190	163	-	-	133	1	29	-	27	27	-	-	-	-	-
Continental Air	113	108	101	6	-	67	3	25	-	7	7	-	5	-	4	-
Headquarters USAF	249	245	213	-	-	119	10	84	-	32	32	-	4	-	4	-
Military Air Transport Svs	1,043	1,036	858	526	-	208	9	115	-	178	178	-	7	-	7	-
Strategic Air	3,343	3,315	2,906	2,493	22	351	11	29	-	409	409	-	28	3	19	6
Tactical Air	2,012	2,008	1,863	1,652	6	141	4	60	-	145	145	-	4	-	-	4
US Air Force Academy	57	55	48	-	9	36	1	2	-	7	4	3	2	-	2	-
USAF Security Service	5	5	4	-	-	-	-	4	-	1	1	-	-	-	-	-
<u>OVERSEAS - TOTAL</u>	4,713	4,585	4,125	3,297	8	407	35	377	1	460	407	53	128	77	4	47
Alaskan Air	207	207	196	138	-	29	3	26	-	11	7	-	-	-	-	-
Air Defense	92	92	92	76	-	9	1	6	-	-	-	-	-	-	-	-
US Air Force in Europe	1,893	1,893	1,715	1,433	1	173	8	100	-	178	166	12	-	-	-	-
Air Materiel	204	82	38	3	-	29	1	4	1	44	17	27	122	76	1	45
Air Research and Development	10	10	10	-	-	3	-	7	-	-	-	-	-	-	-	-
Caribbean Air	39	39	31	-	-	6	1	24	-	8	8	-	-	-	-	-
Far East Air Force	1,332	1,329	1,119	934	6	84	13	82	-	210	205	5	3	-	2	1
Headquarters USAF	73	72	72	-	-	3	1	68	-	-	-	-	1	-	1	-
Military Air Transport Svs	316	315	308	259	-	22	3	24	-	7	2	5	1	1	-	-
Strategic Air	465	464	462	392	1	37	3	29	-	2	2	-	1	-	-	1
Tactical Air	62	62	62	62	-	-	-	-	-	-	-	-	-	-	-	-
USAF Security Service	2	2	2	-	-	-	-	2	-	-	-	-	-	-	-	-
16th Air Force	18	18	18	-	-	12	1	5	-	-	-	-	-	-	-	-

SOURCE: Operations Statistics Division, Directorate of Statistical Services, Comptroller of the Air Force.

TABLE 54 --USAF AIRCRAFT FUNCTIONAL DISTRIBUTION BY TYPE -- QUARTERLY -- FISCAL YEAR 1957

TYPE OF AIRCRAFT	TOTAL AIRCRAFT	ACTIVE											INACTIVE				
		TOTAL ACTIVE	OPERATING ACTIVE							NON-OPERATING ACTIVE				TOTAL INACTIVE	STORAGE	BAILMENT AND LOAN	AWAITING DISPOSITION
			TOTAL OPERATING ACTIVE	TAC & TRANS	TRAINING	OPERATIONAL SUPPORT	ADMINISTRATIVE	SPECIAL MISSION	TEST & TEST SUPPORT	TOTAL NON-OPERATING ACTIVE	MAINT & MOD	OTHER					
30 SEPTEMBER 1956																	
TOTAL	24,647	22,840	18,493	9,780	4,711	2,131	98	1,081	692	4,347	3,633	714	1,807	1,440	174	193	
Bomber	2,491	2,298	1,893	1,729	14	24	-	11	115	405	342	63	193	137	8	48	
Tanker	928	926	827	804	16	-	-	-	7	99	88	11	2	-	-	-	
Fighter	7,813	7,411	5,285	3,864	1,010	1	-	82	328	2,126	1,845	281	402	258	34	110	
Reconnaissance	1,363	1,258	975	901	-	14	1	24	35	283	223	60	105	91	2	12	
Search & Rescue	447	372	305	262	1	-	-	41	1	67	52	15	75	57	18	-	
Special Research	2	1	-	-	-	-	-	-	-	1	-	1	1	-	1	-	
Cargo	3,937	3,844	3,309	1,500	-	1,182	94	460	73	535	409	126	93	9	68	16	
Trainer	6,712	5,838	5,231	685	3,395	895	3	142	111	607	528	79	874	863	7	4	
Liaison	533	501	394	-	207	7	-	179	1	107	90	17	32	2	30	-	
Helicopter	421	391	274	35	68	8	-	142	21	117	56	61	30	23	4	3	
31 DECEMBER 1956																	
TOTAL	24,949	22,940	18,252	9,810	4,399	2,211	94	1,050	688	4,688	4,251	437	2,009	1,078	166	765	
Bomber	2,799	2,358	1,853	1,707	5	15	-	12	114	505	474	31	441	140	4	297	
Tanker	967	937	873	838	29	-	-	6	6	64	60	4	30	-	2	28	
Fighter	8,036	7,590	5,175	3,901	871	37	-	62	304	2,415	2,175	240	446	241	37	168	
Reconnaissance	1,387	1,279	956	878	-	12	-	26	40	323	282	41	108	91	4	13	
Search & Rescue	432	370	293	243	2	-	-	47	1	77	72	5	62	37	19	6	
Special Research	2	1	-	-	-	-	-	-	-	1	-	1	1	-	1	-	
Cargo	3,993	3,882	3,333	1,483	-	1,183	91	483	93	549	476	73	111	8	56	47	
Trainer	6,627	5,873	5,284	687	3,418	950	3	116	110	589	558	31	754	540	8	206	
Liaison	307	271	187	-	1	7	-	179	-	84	82	2	36	2	34	-	
Helicopter	399	379	298	73	73	7	-	125	20	81	72	9	20	19	1	-	

TABLE 54 - USAF AIRCRAFT FUNCTIONAL DISTRIBUTION BY TYPE - QUARTERLY - FISCAL YEAR 1957 (CONTINUED)

TYPE OF AIRCRAFT	TOTAL AIRCRAFT	ACTIVE											INACTIVE				
		TOTAL ACTIVE	OPERATING ACTIVE							NON-OPERATING ACTIVE				TOTAL INACTIVE	STORAGE	BAILEMENT AND LOAN	AWAITING DISPOSITION
			TOTAL OPERATING ACTIVE	TAC & TRANS	TRAINING	OPERATIONAL SUPPORT	ADMINISTRATIVE	SPECIAL MISSION	TEST & TEST SUPPORT	TOTAL NON-OPERATING ACTIVE	MAINT & MOD	OTHER					
31 MARCH 1957																	
<u>TOTAL</u>	<u>24,112</u>	<u>22,676</u>	<u>18,284</u>	<u>9,990</u>	<u>4,273</u>	<u>2,232</u>	<u>95</u>	<u>979</u>	<u>715</u>	<u>4,392</u>	<u>4,033</u>	<u>359</u>	<u>1,436</u>	<u>985</u>	<u>145</u>	<u>306</u>	
Bomber	2,530	2,340	1,938	1,790	4	17	-	12	115	402	385	17	190	183	4	3	
Tanker	946	937	869	825	35	-	-	-	9	68	67	1	9	-	1	8	
Fighter	7,960	7,534	5,150	4,010	732	43	-	58	307	2,384	2,205	179	426	211	40	175	
Reconnaissance	1,351	1,229	964	869	-	20	-	33	42	265	237	28	122	110	5	7	
Search & Rescue	418	377	303	252	1	-	-	48	2	74	70	4	41	37	4	-	
Special Research	2	-	-	-	-	-	-	-	-	-	-	-	2	-	2	-	
Cargo	3,951	3,863	3,302	1,471	11	1,193	92	443	92	561	487	74	88	10	45	33	
Trainer	6,270	5,780	5,258	689	3,406	950	3	92	118	522	479	43	490	403	8	79	
Liaison	297	250	182	7	1	4	-	166	4	68	65	3	47	12	35	-	
Helicopter	387	366	318	77	83	5	-	127	26	48	38	10	21	19	1	1	
30 JUNE 1957																	
<u>TOTAL</u>	<u>23,412</u>	<u>22,115</u>	<u>18,126</u>	<u>9,886</u>	<u>4,241</u>	<u>2,208</u>	<u>98</u>	<u>987</u>	<u>706</u>	<u>3,989</u>	<u>3,586</u>	<u>403</u>	<u>1,297</u>	<u>717</u>	<u>167</u>	<u>413</u>	
Bomber	2,552	2,333	1,956	1,806	6	16	-	10	118	377	357	20	219	159	4	56	
Tanker	941	932	871	815	42	-	-	-	14	61	61	-	9	-	2	7	
Fighter	7,698	7,302	5,147	4,009	736	33	-	60	309	2,155	1,941	214	396	165	38	193	
Reconnaissance	1,237	1,117	893	804	-	20	-	31	38	224	195	29	120	73	4	43	
Search & Rescue	417	375	309	246	3	2	-	57	1	66	62	4	42	37	5	-	
Special Research	2	-	-	-	-	-	-	-	-	-	-	-	2	-	2	-	
Cargo	3,818	3,727	3,207	1,385	13	1,175	94	452	88	520	452	68	91	17	42	32	
Trainer	6,052	5,695	5,222	738	3,354	944	4	72	110	473	424	49	357	242	35	80	
Liaison	313	272	207	6	1	14	-	181	5	65	56	9	41	6	35	-	
Helicopter	382	362	314	77	86	4	-	124	23	48	38	10	20	18	-	2	

Source: Operations Statistics Division, Directorate of Statistical Services, Comptroller of the Air Force.

TABLE 55 -USAF AIRCRAFT FUNCTIONAL DISTRIBUTION BY TYPE, MODEL, AND SELECTED SERIES AS OF 30 JUNE 1957

AIRCRAFT INVENTORY																
TYPE, MODEL AND SERIES	TOTAL AIRCRAFT	ACTIVE											INACTIVE			
		TOTAL ACTIVE	OPERATING							NON-OPERATING			TOTAL INACTIVE	STORAGE	RAILMENT AND LOAN	AWAITING DISPOSITION
			TOTAL OPERATING ACTIVE	TAC & TRANS	TRAINING	OPERATIONAL SUPPORT	ADMINISTRATIVE	SPECIAL MISSION	TEST & TEST SUPPORT	TOTAL NON-OPERATING	MAINT & MOD	OTHER				
TOTAL AIRCRAFT 1/	23,412	22,115	18,126	9,886	4,241	2,208	98	987	706	3,989	3,586	403	1,297	717	189	391
Bomber	<u>2,552</u>	<u>2,333</u>	<u>1,956</u>	<u>1,806</u>	<u>6</u>	<u>16</u>	-	<u>10</u>	<u>118</u>	<u>377</u>	<u>357</u>	<u>20</u>	<u>219</u>	<u>159</u>	<u>5</u>	<u>55</u>
B-17	22	20	20	-	-	-	-	-	20	-	-	-	2	1	-	1
B-25	5	5	5	-	-	-	-	-	5	-	-	-	-	-	-	-
B-26	233	45	40	8	2	16	-	-	14	5	5	-	188	134	-	54
B-29	6	5	3	-	-	-	-	-	3	2	1	1	1	-	1	-
B-36	137	121	120	115	-	-	-	-	5	1	1	-	16	16	-	-
B-45	53	52	44	39	-	-	-	1	4	8	8	-	1	1	-	-
B-47	1,535	1,535	1,295	1,260	4	-	-	-	1	30	238	2	-	-	-	-
B-50	46	39	6	-	-	-	-	-	1	5	33	-	7	7	-	-
B-52	170	170	142	133	-	-	-	-	9	28	17	11	-	-	-	-
B-57	283	279	241	214	-	-	-	7	20	38	37	1	4	-	4	-
B-66	62	62	40	37	-	-	-	-	3	22	17	5	-	-	-	-
Tanker	<u>941</u>	<u>932</u>	<u>871</u>	<u>815</u>	<u>42</u>	-	-	-	<u>14</u>	<u>61</u>	<u>61</u>	-	<u>9</u>	-	<u>2</u>	<u>7</u>
KB-29	54	47	46	46	-	-	-	-	1	1	1	-	7	-	-	7
KB-50	84	84	77	74	-	-	-	-	3	7	7	-	-	-	-	-
KC-97	791	789	737	692	42	-	-	-	3	52	52	-	2	-	2	-
KC-135	12	12	11	3	-	-	-	-	8	1	1	-	-	-	-	-
Fighter	<u>7,698</u>	<u>7,302</u>	<u>5,147</u>	<u>4,009</u>	<u>736</u>	<u>33</u>	-	<u>60</u>	<u>309</u>	<u>2,155</u>	<u>1,941</u>	<u>214</u>	<u>396</u>	<u>165</u>	<u>50</u>	<u>181</u>
YP-30	1	1	1	-	-	-	-	-	1	-	-	-	-	-	-	-
F-51	137	-	-	-	-	-	-	-	-	-	-	-	137	-	-	137
F-80	55	52	22	-	-	20	-	-	2	30	26	4	3	-	2	1
F-84	1,146	1,125	728	480	209	-	-	10	29	397	350	47	21	1	5	15
F-86	3,296	3,095	1,973	1,557	326	13	-	20	57	1,122	1,092	30	201	163	12	26
F-88	1	-	-	-	-	-	-	-	-	-	-	-	1	-	1	-
F-89	775	770	565	483	51	-	-	2	29	205	189	16	5	-	4	1
F-94	273	270	178	123	22	-	-	1	32	92	88	4	3	-	2	1
F-100	1,513	1,508	1,288	1,056	128	-	-	27	77	220	148	72	5	1	4	-
F-101	38	37	27	3	-	-	-	-	24	10	7	3	1	-	1	-
F-102	423	408	338	307	-	-	-	-	31	70	38	32	15	-	15	-
F-104	31	28	20	-	-	-	-	-	20	8	3	5	3	-	3	-
F-105	4	4	4	-	-	-	-	-	4	-	-	-	1	-	-	-
F-106	2	1	-	-	-	-	-	-	-	1	-	1	1	-	1	-
F-107	3	3	3	-	-	-	-	-	3	-	-	-	-	-	-	-

TABLE 53 - USAF AIRCRAFT FUNCTIONAL DISTRIBUTION BY TYPE, MODEL, AND SELECTED SERIES
AS OF 30 JUNE 1957 (CONTINUED)

AIRCRAFT INVENTORY																	
TYPE, MODEL AND SERIES	TOTAL AIRCRAFT	ACTIVE											INACTIVE				
		TOTAL ACTIVE	OPERATING							NON-OPERATING				TOTAL INACTIVE	STORAGE	BAILMENT AND LOAN	AWAITING DISPOSITION
			TOTAL OPERATING ACTIVE	TAC & TRANS	OPERATIONAL SUPPORT	OPERATIONAL SUPPORT	ADMINISTRATIVE	SPECIAL MISSION	TEST & TEST SUPPORT	TOTAL NON-OPERATING	MAINT & MOD	OTHER					
Reconnaissance	1,237	1,117	893	804	-	20	-	31	38	224	195	29	120	73	7	40	
RB-25	2	2	2	-	-	-	-	2	-	-	-	-	-	-	-	-	
RB-26	73	12	10	7	-	-	-	3	-	2	2	-	61	42	-	19	
WB-26	8	4	4	4	-	-	-	-	-	-	-	-	4	-	-	4	
WB-29	1	1	1	-	-	-	-	-	1	-	-	-	-	-	-	-	
RB-36	96	67	65	65	-	-	-	-	-	2	2	-	-	-	-	-	
RB-45	17	15	12	11	-	-	-	-	1	3	2	1	29	29	-	-	
RB-47	285	282	226	224	-	-	-	-	2	56	56	-	3	-	-	-	
RB-50	40	40	25	14	-	-	-	-	10	15	14	1	-	-	3	-	
WB-50	70	70	63	59	-	-	-	-	3	7	7	-	-	-	-	-	
RB-52	8	8	4	2	-	-	-	-	2	4	4	-	-	-	-	-	
RB-57	78	76	64	47	-	-	-	10	7	12	12	-	2	-	-	-	
RB-66	177	177	141	133	-	-	-	-	8	36	26	10	-	-	2	-	
WB-66	4	4	2	1	-	-	-	-	1	2	-	-	-	-	-	-	
RC-45	16	16	16	16	-	-	-	-	-	2	-	2	-	-	-	-	
RC-47	6	6	4	-	-	-	-	-	-	-	-	-	-	-	-	-	
RC-121	81	80	53	53	-	1	-	3	-	2	2	-	-	-	-	-	
RF-80	39	24	19	-	-	-	19	-	-	27	27	-	1	-	1	-	
RF-84	195	193	146	140	-	-	-	-	-	5	-	5	15	-	-	15	
RF-86	15	15	15	15	-	-	-	-	-	6	40	7	2	-	-	2	
RF-101	22	21	17	9	-	-	-	-	8	4	1	3	1	-	1	-	
WT-33	4	4	4	4	-	-	-	-	-	-	-	-	-	-	-	-	
Search and Rescue	417	375	309	246	3	2	-	57	1	66	62	4	42	37	5	-	
SA-16	139	139	112	82	-	2	-	27	1	27	24	3	42	37	5	-	
SC-47	84	84	68	68	-	-	-	-	-	16	16	-	-	-	-	-	
SC-54	38	38	34	34	-	-	-	-	-	4	3	1	-	-	-	-	
SH-19	94	94	76	44	3	-	-	29	-	18	18	-	-	-	-	-	
SH-21	20	20	19	18	-	-	-	1	-	1	1	-	-	-	-	-	
Special Research	2	-	-	-	-	-	-	-	-	-	-	-	2	-	2	-	
X-1	2	-	-	-	-	-	-	-	-	-	-	-	2	-	2	-	
Cargo	3,818	3,727	3,207	1,385	13	1,175	94	452	88	520	452	68	91	17	44	30	
319A	1	1	1	-	-	-	-	-	1	-	-	-	1	-	-	-	
VB-17	6	-	-	-	-	-	-	-	-	-	-	-	6	6	-	-	
VB-25	37	37	36	-	-	34	-	2	-	1	1	-	-	-	-	-	

TABLE 55 -USAF AIRCRAFT FUNCTIONAL DISTRIBUTION BY TYPE, MODEL, AND SELECTED SERIES
AS OF 30 JUNE 1957 (CONTINUED)

AIRCRAFT INVENTORY																	
TYPE, MODEL AND SERIES	TOTAL AIRCRAFT	ACTIVE											INACTIVE				
		TOTAL ACTIVE	OPERATING							NON-OPERATING				TOTAL INACTIVE	STORAGE	BAILMENT AND LOAN	AWAITING DISPOSI- TION
			TOTAL OPERATING ACTIVE	TAC & TRANS	TRAINING	OPERA- TIONAL SUPPORT	ADMINIS- TRATIVE	SPECIAL MISSION	TEST & TEST SUPPORT	TOTAL NON-OPERA- TIONAL	MAINT & MOD	OTHER					
Cargo (Cont'd)																	
VB-26	2	2	1	-	-	1	-	-	-	-	1	1	-	-	-	-	-
C-45	668	629	588	4	-	494	-	90	-	-	41	41	-	39	10	2	27
C-46	20	2	2	-	-	1	-	-	1	-	-	-	-	18	-	17	1
C-47	1,018	1,003	879	16	13	625	-	210	15	124	123	1	15	-	15	-	-
C-53	1	1	1	-	-	-	-	-	-	-	-	-	-	-	-	-	-
C-54	325	319	280	107	-	1	77	84	11	39	38	1	6	-	5	1	1
C-97	67	66	56	42	-	-	1	8	5	10	9	1	1	1	-	-	-
C-99	1	1	-	-	-	-	-	1	-	-	-	-	-	-	-	-	-
C-117	26	26	21	-	-	17	-	4	-	5	5	-	-	-	-	-	-
C-118	96	94	81	78	-	-	3	-	-	13	13	-	2	-	-	2	-
C-119	628	627	531	489	-	2	-	33	7	96	90	6	1	-	1	-	-
C-121	44	44	37	33	-	-	2	2	-	7	7	-	-	-	-	-	-
C-123	226	224	184	180	-	-	-	-	4	40	31	9	2	-	1	1	1
C-124	420	420	344	338	-	-	-	5	1	76	73	3	-	-	-	-	-
C-130	113	112	61	52	-	-	-	-	9	51	8	43	1	-	1	-	-
C-131	110	110	99	46	-	-	11	12	30	11	11	-	-	-	-	-	-
C-133	8	8	3	-	-	-	-	-	3	5	1	4	-	-	-	-	-
C-134	1	1	1	-	-	-	-	-	1	-	-	-	-	-	-	-	-
Tra ner	6,052	5,695	5,222	738	3,354	944	4	72	110	473	424	49	357	242	39	76	-
TB-17	2	1	1	-	-	-	-	-	1	-	-	-	1	1	-	-	-
TB-25	891	886	840	8	411	411	-	6	4	46	46	-	5	1	-	4	4
TB-26	229	153	127	76	-	40	-	3	8	26	26	-	76	41	1	34	1
TB-29	54	52	43	29	-	-	-	7	7	9	9	-	2	-	-	-	2
TB-45	4	4	4	4	-	-	-	-	-	-	-	-	-	-	-	-	-
TB-47	111	109	99	-	90	-	-	-	9	10	4	6	2	-	2	-	-
TB-50	37	36	17	-	-	-	-	1	16	19	19	-	1	-	-	-	1
TB-57	1	1	1	1	-	-	-	-	-	-	-	-	-	-	-	-	-
TC-45	74	70	68	-	16	51	-	1	-	2	2	-	4	4	-	-	-
TC-47	1	-	-	-	-	-	-	-	-	-	-	-	1	-	1	-	-
TC-54	8	8	7	-	7	-	-	-	-	1	1	-	-	-	-	-	-
TF-51	4	-	-	-	-	-	-	-	-	-	-	-	4	-	-	-	4
TF-80	39	38	37	-	-	37	-	-	-	1	1	-	1	-	-	-	1
TF-86	20	19	18	-	17	-	-	-	1	1	1	-	1	-	-	-	1
TF-102	30	26	23	19	-	-	-	-	4	3	-	3	4	1	2	1	1
TH-5	1	-	-	-	-	-	-	-	-	-	-	-	1	-	-	-	1
T-6	175	1	-	-	-	-	-	-	-	1	1	-	174	174	-	-	-

TABLE 55 -USAF AIRCRAFT FUNCTIONAL DISTRIBUTION BY TYPE, MODEL, AND SELECTED SERIES
AS OF 30 JUNE 1957 (CONTINUED)

AIRCRAFT INVENTORY																	
TYPE, MODEL AND SERIES	TOTAL AIRCRAFT	ACTIVE											INACTIVE				
		TOTAL ACTIVE	OPERATING						NON-OPERATING					TOTAL INACTIVE	STORAGE	BAILMENT AND LOAN	AWAITING DISPOSITION
			TOTAL OPERATING ACTIVE	TAC & TRANS	TRAINING	OPERATIONAL SUPPORT	ADMINISTRATIVE	SPECIAL MISSION	TEST & TEST SUPPORT	TOTAL NON-OPERATIONAL	MAINT & MOD	OTHER					
Trainer (Cont'd)																	
T-11	24	-	-	-	-	-	-	-	-	-	-	-	24	-	-	24	
T-28	954	933	865	-	853	1	-	6	5	68	68	-	21	20	1	-	
T-29	353	353	340	-	313	12	4	5	6	13	13	-	-	-	-	-	
T-33	2,554	2,545	2,297	601	1,231	391	-	42	32	248	227	21	9	-	6	3	
T-34	428	406	406	-	404	1	-	1	-	-	-	-	22	-	22	-	
T-37	57	53	28	-	12	-	-	-	16	25	6	19	4	-	4	-	
TV-2	1	1	1	-	-	-	-	-	1	-	-	-	-	-	-	-	
Liaison	313	272	207	6	1	14	-	181	5	65	56	9	41	6	35	-	
L-5	3	-	-	-	-	-	-	-	-	-	-	-	3	-	3	-	
L-17	77	68	23	-	-	-	-	23	-	45	45	-	9	6	3	-	
L-19	2	2	2	-	1	-	-	1	-	-	-	-	-	-	-	-	
L-20	172	171	162	-	-	-	-	156	3	9	8	1	1	-	1	-	
L-21	28	-	-	-	-	3	-	-	-	-	-	-	28	-	28	-	
L-23	2	2	-	-	-	-	-	-	-	2	1	1	-	-	-	-	
L-26	14	14	13	6	-	6	-	1	-	1	1	-	-	-	-	-	
L-27	15	15	7	-	-	5	-	-	2	8	1	7	-	-	-	-	
Helicopter	382	362	314	77	86	4	-	124	23	48	38	10	20	18	-	2	
H-5	26	22	19	-	-	-	-	19	7	3	3	-	4	2	-	-	
H-13	49	48	47	2	34	1	-	-	3	1	1	-	1	1	-	-	
H-16	1	1	1	-	-	-	-	-	1	-	-	-	-	-	-	-	
H-19	143	138	110	-	25	3	-	74	8	28	23	5	5	5	-	-	
H-21	159	149	133	75	27	-	-	24	7	16	11	5	10	10	-	-	
H-32	2	2	2	-	-	-	-	-	2	-	-	-	-	-	-	-	
H-34	1	1	1	-	-	-	-	-	1	-	-	-	-	-	-	-	
HOX-1	1	1	1	-	-	-	-	-	1	-	-	-	-	-	-	-	
Aerial Target	254	124	105	-	-	-	-	30	75	19	6	13	130	125	5	-	
QB-17	39	20	18	-	-	-	-	-	18	2	2	-	19	19	-	-	
QB-45	1	1	1	-	-	-	-	-	1	-	-	-	-	-	-	-	
QB-80	22	11	10	-	-	-	-	-	10	1	1	-	11	11	-	-	
Q-2A	185	90	76	-	-	-	-	30	46	14	1	13	95	95	-	-	
XQ-4	7	2	-	-	-	-	-	-	-	2	2	-	5	-	5	-	
Sailplanes	2	2	2	-	2	-	-	-	-	-	-	-	-	-	-	-	
S-1B	1	1	1	-	1	-	-	-	-	-	-	-	-	-	-	-	
S-2A	1	1	1	-	1	-	-	-	-	-	-	-	-	-	-	-	

1/ Aerial Targets and Sailplanes are not included in USAF total aircraft figure.
Source: Operations Statistics Division, Directorate of Statistical Services, Comptroller of the Air Force.

TABLE 56 - CALENDAR AGE DISTRIBUTION OF USAF AIRCRAFT - AS OF 30 JUNE 1957 (CONTINUED)

TYPE AND MODEL	AVERAGE AGE IN MONTHS	TOTAL AIR-CRAFT	AGE IN MONTHS									
			0-12	13-24	25-36	37-48	49-60	61-72	73-84	85-96	97-108	Over 109
SEARCH AND RESCUE-TOTAL	81.3	417	-	20	12	96	77	76	8	6	-	122
SA-16		181	-	-	-	40	71	56	8	6	-	-
SC-47		84	-	-	-	-	-	-	-	-	-	84
SC-54		38	-	-	-	-	-	-	-	-	-	38
SH-19		94	-	-	12	56	6	20	-	-	-	-
SH-21		20	-	20	-	-	-	-	-	-	-	-
CARGO - TOTAL	101.3	3,818	199	238	354	243	272	184	150	57	11	2,110
C-45		668	-	-	-	-	-	-	-	-	-	668
C-46		20	-	-	-	-	-	-	-	-	-	20
C-47		1,018	-	-	-	-	-	-	-	-	-	1,018
C-53		1	-	-	-	-	-	-	-	-	-	1
C-54		325	-	-	-	-	-	-	-	-	-	325
C-97		67	-	-	-	2	-	-	31	28	1	5
XC-99		1	-	-	-	-	-	-	-	-	1	-
C-117		26	-	-	-	-	-	-	-	-	-	26
C-118		96	-	29	50	-	16	-	-	-	-	1
C-119		628	-	15	152	125	130	107	73	26	-	1
C-121		44	-	31	4	-	-	-	-	-	9	-
C-123		226	98	117	11	-	-	-	-	-	-	-
C-124		420	-	-	67	104	124	75	46	3	-	1
C-130		113	84	26	3	-	-	-	-	-	-	-
C-131		110	10	18	67	11	2	2	-	-	-	-
C-133		8	6	2	-	-	-	-	-	-	-	-
C-134		1	-	-	-	1	-	-	-	-	-	-
VB-17		6	-	-	-	-	-	-	-	-	-	6
VB-25		37	-	-	-	-	-	-	-	-	-	37
VB-26		2	-	-	-	-	-	-	-	-	-	2
319A		1	1	-	-	-	-	-	-	-	-	-
TRAINER - TOTAL	69.2	6,052	252	509	613	913	1,110	795	461	121	47	1,231
T-5		175	-	-	-	6	15	32	102	20	-	24
T-11		24	-	-	-	-	-	-	-	-	-	-
T-28		954	-	-	-	126	273	274	264	17	-	-
T-29		353	-	10	114	94	68	27	28	12	-	-
T-33		2,554	154	332	297	636	681	324	65	51	14	-
T-34		428	20	157	201	50	-	-	-	-	-	-
T-37		57	50	6	1	-	-	-	-	-	-	-
TB-17		2	-	-	-	-	-	-	-	-	-	2
TB-25		891	-	-	-	-	-	-	-	-	-	891
TB-26		229	-	-	-	-	-	-	-	-	-	229
TB-29		54	-	-	-	-	-	-	-	-	-	54
TB-45		4	-	-	-	-	-	-	-	-	4	-
TB-47		111	-	-	-	-	-	-	-	-	-	-
TB-50		37	-	-	-	-	8	101	2	-	-	15
TB-57		1	-	-	-	-	9	-	-	6	7	-
TC-45		74	-	1	-	-	45	29	-	-	-	-
TC-47		1	-	-	-	-	-	-	-	-	-	1
TC-54		8	-	-	-	-	-	-	-	-	-	8
TF-51		4	-	-	-	-	-	-	-	-	-	4
TF-80		39	-	-	-	-	-	-	-	15	21	3
TF-86		20	-	-	-	1	11	8	-	-	-	-
TF-102		30	27	3	-	-	-	-	-	-	-	-
TH-5		1	-	-	-	-	-	-	-	-	1	-
TV-2		1	1	-	-	-	-	-	-	-	-	-
HELICOPTER - TOTAL	41.0	382	13	71	90	85	86	6	1	7	12	11
H-5		27	-	-	-	-	-	-	-	5	11	11
H-13		49	3	1	-	23	20	1	-	-	-	-
H-16		1	-	1	-	-	-	-	-	-	-	-
H-19		143	2	-	40	36	57	5	1	2	-	-
H-21		159	6	69	49	26	9	-	-	-	-	-
H-32		2	2	-	-	-	-	-	-	-	-	-
H-34		1	-	-	1	-	-	-	-	-	-	-

TABLE 56 - CALENDAR AGE DISTRIBUTION OF USAF AIRCRAFT - AS OF 30 JUNE 1957 (CONTINUED)

TYPE AND MODEL	AVERAGE AGE IN MONTHS	TOTAL AIR- CRAFT	AGE IN MONTHS									
			0-12	13-24	25-36	37-48	49-60	61-72	73-84	85-96	97-108	Over 109
<u>LIAISON - TOTAL</u>	<u>65.3</u>	<u>313</u>	<u>19</u>	<u>14</u>	<u>4</u>	<u>21</u>	<u>99</u>	<u>72</u>	<u>5</u>	-	<u>57</u>	<u>22</u>
L-5		3	1	-	-	-	-	-	-	-	-	-
L-19		2	1	-	-	-	-	1	-	-	-	-
L-17		77	-	-	-	-	-	-	-	-	57	20
L-20		172	1	-	3	21	99	47	1	-	-	-
L-21		28	-	-	-	-	-	24	4	-	-	-
L-23		2	1	-	1	-	-	-	-	-	-	-
L-26		14	-	14	-	-	-	-	-	-	-	-
L-27		15	15	-	-	-	-	-	-	-	-	-
<u>SPECIAL RESEARCH-TOTAL</u>		<u>2</u>	-	-	-	-	<u>1</u>	-	-	-	-	<u>1</u>
X-1		2	-	-	-	-	1	-	-	-	-	1

1/ Includes one (1) F-101B.

Source: Operations Statistics Division, Directorate of Statistical Services, Comptroller of the Air Force.

TABLE 57 - DAF AIRCRAFT INVENTORY NET GAIN AND LOSS SUMMARY-AS OF 30 JUNE 1957
(CUMULATIVE FROM FIRST ARTICLE, EXCLUDES EARMARKED AIRCRAFT)

TYPE, MODEL, AND SERIES	PROCUREMENT PROGRAM		NET LOSSES ^{1/}			DAF INVENTORY		CONVERSION FROM ^{2/} ORIGINAL PRODUCTION	
	ACCEPTED TO DATE	DATE OF ACCEPTANCE	TOTAL	ACTUAL	TRANSFER AND DIVERSION	TOTAL	NUMBER	DESIGNATION	
TOTAL AIRCRAFT						26,672			
B-17G	9,680	Aug 43 - Jul 45	9,606	-	-	7	67	TB, RB, SB, VB, QB	
B-17P	-	Conv. B-17G	-	-	-	15	-		
B-25J	4,318	Dec 43 - Aug 45	3,355	-	-	5	958	VB, TB, TB-25K, TB-25L, TB-25M, TB-25N, VB-25N	
B-26B/C	2,246	Sep 43 - Mar 46	1,600	-	-	288	358	TB, WB, VB, RB	
B-29	2,537	Sep 43 - Oct 45	2,437	-	-	1	99	XB, KB-29M, B-29K, YKB-29T, KB-29P	
XB-29	-	Conv. B-29	-	-	-	1	-		
B-29A	1,119	Jan 44 - Jun 46	1,108	-	-	3	8	WB, TB, YB-28J	
B-29B	311	Jan 45 - Sep 45	308	-	-	1	2	TB	
B-36D ^{3/}	88	Aug 50 - Feb 52	79	79	0	9	0		
B-36F	34	Mar 51 - Jan 52	12	12	0	22	0		
B-36H	83	Dec 51 - Sep 53	9	9	0	74	-		
B-36J	33	Sep 53 - Aug 54	1	1	0	32	0		
B-45A	96	Apr 48 - Mar 50	45	-	-	46	5	TB, QB	
B-45C	10	May 49 - Apr 50 & 1 Conv. RB-45C	2	2	0	7	1	RB-45C	
B-47A	10	Dec 50 - Jul 51	9	5	1 (NAACT) 1 (NAVY) 2 (ARMY) 3 (ARMY)	1	0		
B-47B	397	Apr 51 - Jul 53	38	25	-	248	111	RB, TB, YRB, XB-47D	
XB-47D	-	Conv. B-47B	-	-	-	2	-		
B-47E	1,341	Feb 53 - Feb 57	57	57	0	1,282	2	YDB-47E	
YDB-47E	-	Conv. B-47E	-	-	-	2	-		
B-50D	222	Jan 49 - Dec 50	10	-	-	46	166	WB-50D, KB-50D/J, TB, RB	
YB-52	1	Mar 53	0	0	0	1	0		
XB-52	1	Apr 53	0	0	0	1	0		
B-52A	3	Jun 54 - Sep 54	0	0	0	3	0		
B-52B ^{16/}	8	Aug 54 - Aug 56	3	3	-	39	0	Includes 34 RB-52B	
B-52C	35	Feb 56 - Dec 56	1	1	0	34	0		
B-52D	93	Jun 56 - In Prod.	1	1	0	92	0		
B-57A	8	Aug 53 - Dec 53	2	2	0	6	0		
B-57B	202	Jul 54 - In Prod.	21	-	-	181	0		
B-57C	38	Jan 55 - In Prod.	9	9	0	28	1	TB-57C	
B-57E	68	May 56 - Mar 57	0	0	0	68	0		
B-66B	64	Nov 54 - In Prod.	-	-	-	62	0		
KB-29P	-	Conv. B-29	-	-	-	54	-		
KB-50	-	Conv. B-50D, TB-50H	-	-	-	81	-		
KB-50D	-	Conv. B-50D	-	-	-	2	-		
KB-50J	-	Conv. B-50D	-	-	-	1	-		
KC-97E	60	Jun 51 - Feb 52	2	2	0	50	0		
KC-97F	158	Mar 52 - May 53	4	4	0	154	-		
KC-97G	592	May 53 - Nov 56	11	11	0	579	2	YC-97J	
KC-135A	12	Jan 57 - In Prod.	0	0	0	12	0		
F-51D	7,956	Oct 43 - Aug 45	7,815	-	-	137	4	RF, TF, TRP	
F-80A/B/C	1,563	Feb 45 - Oct 51 ^{11/}	-	-	-	356	-		
F-84D	154	Nov 48 - Apr 49	153	-	-	1	0		
F-84E	744	May 49 - May 51	469	-	-	274	1	YF-84P	
YF-84F ^{4/}	3	Aug 50 - Sep 51	3	2	1 (NAAC)	1	0		
F-84F	1,496	Nov 52 - Feb 57	692	477	(217 MAP) 1 (NAVY)	12/ 1,090	0		
F-84G ^{5/}	1,260	Jul 51 - Apr 53	1,095	611	449 (MAP)	165	-		
F-86A	554	Apr 48 - Feb 51	296	-	-	256	2	RF	
F-86D	2,504	Mar 51 - Sep 55	396	395	1 (NAVY)	1,544	564	TF-86D, YF-86K, F-86L	
F-86E	396	Feb 51 - Oct 52	204	204	-	188	4	4 acct changed to F-86F	
F-86F ^{6/}	1,963	Mar 52 - Jun 54	1,141	385	750 (MAP) 6 (SAAF)	20/ 806	16	RF, TF	
YF-86H	2	Jan 53 - Mar 53	0	0	-	2	0		
F-86H	473	Sep 53 - Oct 55	43	43	0	430	0		
F-86K	-	MAP Prod.	-	-	-	19/ 1	-		

TABLE 57 - DAF AIRCRAFT INVENTORY NET GAIN AND LOSS SUMMARY-AS OF 30 JUNE 1957 (CONTINUED)
(CUMMULATIVE FROM FIRST ARTICLE, EXCLUDES EARMARKED AIRCRAFT)

TYPE, MODEL, AND SERIES	PROCUREMENT PROGRAM		NET LOSSES ^{1/}			DAF	CONVERSIONS FROM ^{2/}	
	ACCEPTED TO DATE	DATE OF ACCEPTANCE	TOTAL	ACTUAL	TRANSFER AND DIVERSION	INVENTORY TOTAL	NUMBER	DESIGNATION
YF-86K	-	Conv. F-86D	-	-	-	2	-	
F-86L	-	Conv. F-86D	-	-	-	543	-	
XF-88B	1	Apr 51	0	0	0	1	0	
F-89A/B	48	Sep 50 - Sep 51	17	17	0	31	0	
F-89C	163	Sep 51 - Nov 52	33	33	0	130	0	
F-89D	682	Jun 52 - In Prod.	67	67	0	463	152	F-89J
F-89H	156	Sep 55 - Oct 56	11	11	0	145	0	
F-89J	-	Conv. F-89D	-	-	-	152	-	
F-94A	109	Dec 49 - Dec 50	42	-	-	67	0	
F-94B	356	Nov 50 - Jan 52	134	134	0	222	0	
F-94C	387	Jul 51 - May 54	62	61	1 (NAAC)	325	0	
F-100A	203	Oct 53 - Jul 55	24	24	0	179	0	
F-100C	476	Oct 54 - Jul 56	44	44	0	432	0	
F-100D	903	Nov 55 - In Prod.	15	15	0	888	0	
F-100F	14	Mar 57 - In Prod.	0	0	0	14	0	
F-101A	42	Aug 54 - In Prod.	5	5	-	37	0	
F-101B	1	Mar 57 - In Prod.	0	0	0	1	0	
YF-102	10	Oct 53 - Oct 54	3	3	0	7	0	
F-102A ^{15/}	422	Jun 55 - In Prod.	6	6	0	416	0	
F-104A	35	Feb 56 - In Prod.	6	6	0	29	0	
YF-104	2	Jan 57 - Mar 57	1	1	-	1	0	
YF-105A	2	Nov 55 - Jan 56	1	1	0	1	0	
F-104B	1	Jan 57 - In Prod.	0	0	0	1	0	
F-105B	3	Aug 56 - In Prod.	0	0	0	3	0	
F-106A	2	Dec 56 - In Prod.	0	0	0	2	0	
F-107A	3	Oct 56 - Dec 56	0	0	0	3	0	
XF-4D	-	Navy Prod.	-	-	-	1	-	
RB-25D	-	Conv. B-25D	-	-	-	2	-	
RB-26B/C	-	Conv. B-26B/C	-	-	-	111	-	
WB-26C	-	Conv. B-26B/C	-	-	-	8	-	
WB-29	-	Conv. B-29	-	-	-	1	-	
RB-36D	24	Jun 50 - May 51	8	8	0	6	10	GRB
GRB-36D	-	Conv. RB-36D	-	-	-	10	-	
RB-36E ^{1/}	23	Aug 47 - May 49	18	18	0	5	0	
RB-36F	24	May 51 - Dec 51	0	0	0	24	0	
RB-36H	73	Jan 52 - Sep 53	22	22	0	51	0	
RB-45C	33	Jul 50 - Feb 51	16	-	-	17	-	
RB-47E	255	Jun 53 - Aug 55	4	4	0	236	15	RB-47K
RB-47H	35	Jul 55 - Jun 57	1	1	0	34	-	
RB-47K	-	Conv. RB-47E	-	-	-	15	-	
RB-50D	-	Conv. B-50D	-	-	-	2	-	
WB-50D	-	Conv. B-50D	-	-	-	70	-	
RB-50E	-	Conv. B-50E	-	-	-	11	-	
RB-50F	-	Conv. B-50E	-	-	-	16	-	
RB-50G	-	Conv. B-50E	-	-	-	11	-	
RB-52B ^{16/}	42	Aug 54 - Aug 56	0	0	0	8	34	B-52B
RB-57A	67	Dec 53 - Aug 54	9	9	0	58	0	
RB-57D	20	Nov 55 - Mar 57	0	0	0	20	0	
RB-66A	5	Jun 54 - Dec 54	0	0	0	5	0	
RB-66B	137	Dec 54 - In Prod.	1	1	0	136	0	
WB-66D	4	May 57 - In Prod.	0	0	0	4	0	
RB-66C	36	Oct 55 - In Prod.	0	0	0	36	0	
RC-45G	-	Conv. C-45G	-	-	-	16	-	
RC-47A	-	Conv. C-47A	-	-	-	1	-	
RC-47D	-	Conv. C-47B	-	-	-	5	-	
RC-121C	10	Nov 53 - Oct 54	1	1	0	9	0	
RC-121D	72	Aug 54 - Oct 56	0	0	0	72	0	
RF-80A/B/C	-	Jul 46 - Mar 47 & Conv. F-80C/B/A,	-	-	-	-	-	
RF-84F	388	XRF-80A 11/ Aug 53 - In Prod.	70	70	0	21/ 269	8	RF-84K
RF-84K	-	Conv. RF-84F	-	-	-	8	-	
RF-86A	-	Conv. F-86A	-	-	-	2	-	
RF-86F	-	Conv. F-86F	-	-	-	15	-	
RF-101A	20	Dec 56 - In Prod.	0	0	0	20	0	
YRF-101A	2	May 55 - Jun 55	0	0	0	2	0	
WT-33A	-	Conv. T-33A	-	-	-	4	-	

TABLE 57 - DAF AIRCRAFT INVENTORY NET GAIN AND LOSS SUMMARY-AS OF 30 JUNE 1957 (CONTINUED)
(CUMULATIVE FROM FIRST ARTICLE, EXCLUDES EARMARKED AIRCRAFT)

TYPE, MODEL, AND SERIES	PROCUREMENT PROGRAM		NET LOSSES ^{1/}			DAF INVENTORY	CONVERSIONS FROM ^{2/} ORIGINAL PRODUCTION	
	ACCEPTED TO DATE	DATE OF ACCEPTANCE	TOTAL	ACTUAL	TRANSFER AND DIVERSION	TOTAL	NUMBER	DESIGNATION
SA-16A	300	Jul 49 - Feb 54	89	33	56	194	17	SA-16B
SA-16B	-	Conv. SA-16A	-	-	-	17	-	
SC-47A	-	Conv. C-47A	-	-	-	38	-	
SC-47D	-	Conv. C-47D	-	-	-	45	-	
SC-54D	-	Conv. C-54D	-	-	-	38	-	
SH-19A	-	Conv. H-19A	-	-	-	20	-	
SH-19B	-	Conv. H-19B	-	-	-	74	-	
SH-21B	-	Conv. H-21B	0	0	0	20	-	
X-1	-	Conv. X-1A	-	-	-	1	-	
X-1B	1	Jan 53	0	0	0	1	0	
319A	-	From Navy	-	-	-	1	-	
VB-17G	-	Conv. B-17G	-	-	-	6	0	
VB-25J	-	Conv. B-25J	-	-	-	4	-	
VB-25N	-	Conv. B-25J	-	-	-	33	-	
VB-26B/C	-	Conv. B-26B/C	-	-	-	4	-	
C-45B	223	Apr 53 - Apr 44	-	-	-	3	-	Remfg as C-45G & TC-45G
C-45F ^{10/}	1,480	Mar 44 - Aug 45	-	-	-	31	-	RC, Remfg as a C-45G, TC-45G
C-45G	372	Oct 51 - Jul 53	-	-	-	-	-	
C-45E	432	Remfg C-45B/F, T-7C & T-11 Jul 53 - Mar 55	28	28	0	328	16	RC-45G
C-46A	1,493	Remfg C-45B/F, T-7C & T-11 Oct 42 - Jun 45	14	14	0	418	0	
C-46D	1,410	Aug 44 - Jul 45	1,398	-	-	95	0	
C-46E	17	Jun 45 - Jul 45	1,270	-	-	140	2	TC
C-46F	234	Jul 45 - Sep 45	16	-	-	1	0	
C-47	953	Jan 42 - Apr 43	217	-	-	17	0	
C/AC/VC-47A	5,131	Feb 43 - Jun 44	951	-	-	2	0	
C/VC-47B	3,365	Jun 44 - Nov 45	4,631	-	-	449	51	RC, TC, SC, & C-117C TC-47D, RC-47D, SC-47D, AC/VC-47D
C/AC/VC-47D	-	Conv. C-47D	-	-	-	630	-	
C-47E	-	Conv. C-47A/D	-	-	-	9	-	
C/VC-53	206	Oct 41 - Sep 42	205	-	-	1	0	
C/VC-53D	159	Feb 43 - Jul 43	158	-	-	1	0	
C/ZC-54A	252	Dec 42 - Oct 44	250	-	-	1	1	VC-54C
VC-54C	-	Conv. C-54A	-	-	-	1	-	
C/AC/VC-54D	380	Jan 45 - Sep 45	195	-	-	139	46	SC, TC
C-54E	125	Jan 45 - Jun 45	62	-	-	36	27	C-54M
C/VC-54G	162	Jan 45 - Jan 46	41	-	-	121	0	
C-54M	-	Conv. C-54E	-	-	-	27	-	
YC-97J	-	Conv. KC-97G	-	-	-	2	-	
YC-97	6	May 47 - Aug 47	4	4	0	2	0	
C-97A ^{8/}	53	Feb 48 - Dec 50	3	-	-	44	6	C-97D
C-97C	14	Feb 51 - May 51	2	2	-	12	0	
C-97D	-	Conv. 6 C-97A & 1 C-97B	-	-	-	7	-	
XC-99	1	Jun 49	0	0	0	1	0	
C/VC-117A	17	May 45 - Oct 45	2	-	-	7	8	C-117B
C/VC-117B	-	Conv. C-117A	-	-	-	8	-	
C-117C	-	Conv. C-47A	-	-	-	11	-	
VC-118	1	Jul 47	0	0	0	1	0	
C/VC-118A	101	Jul 52 - Jan 56	6	4	2	95	0	
C-119B	54	Apr 49 - Mar 50	25	25	0	2	27	C-119C
C-119C	303	Mar 50 - Feb 53	34	31	(MAP) 3	296	0	Includes 27 Conv. C-119B's
C-119F/G	588	Feb 53 - Nov 55	32	32	0	17/ 556	0	
C-121A	9	Dec 48 - Mar 49	0	0	0	9	0	
C-121C	33	Jun 55 - May 56	1	1	0	32	0	
VC-121E	1	Sep 54	-	-	-	1	-	
YC-121F	2	Mar 55	0	0	0	2	0	
C-123B	230	Sep 53 - In Prod.	6	6	-	223	1	YC-123E
XC-123D	1	Mar 55	0	0	0	1	0	
YC-123E	-	Conv. C-123B	0	0	0	1	0	

TABLE 57 - DAF AIRCRAFT INVENTORY NET GAIN AND LOSS SUMMARY-AS OF 30 JUNE 1957 (CONTINUED)
(CUMULATIVE FROM FIRST ARTICLE, EXCLUDES EARMARKED AIRCRAFT)

TYPE, MODEL, AND SERIES	PROCUREMENT PROGRAM		NET LOSSES 1/			DAF INVENTORY	CONVERSIONS FROM 2/ ORIGINAL PRODUCTION	
	ACCEPTED TO DATE	DATE OF ACCEPTANCE	TOTAL	ACTUAL	TRANSFER AND DIVERSION	TOTAL	NUMBER	DESIGNATION
YC-123H	1	May 57	0	0	0	1	0	
C-124A	204	Apr 50 - Dec 52	17	17	0	187	-	
YC-124	-	Conv. C-74	-	-	-	1	-	
C-124C	243	Jan 53 - Apr 55	11	11	0	232	-	
YC-130	2	Aug 54 - Jan 55	0	0	0	2	0	
C-130A	111	Feb 55 - In Prod.	0	0	0	111	0	
C/VC-131A	26	Mar 54 - Dec 54	0	0	0	30	0	Includes 4 VT-29B's
C-131B	36	Dec 54 - Sep 55	0	0	0	36	0	
YC-131C	2	May 54 - Jun 54	0	0	0	2	0	
C-131D	33	Aug 54 - Jul 56	0	0	0	33	0	
C-131E	10	Jul 56 - Oct 56	1	1	0	9	0	
C-133A	8	Apr 55 - In Prod.	0	0	0	8	0	
YC-134	-	Conv. YC-123B	-	-	-	1	-	
TB-17G	-	Conv. B-17G	-	-	-	2	-	
TB-25J	-	Conv. B-25J	-	-	-	30	-	
TB-25K	-	Conv. B-25J	-	-	-	89	-	
TB-25L	-	Conv. B-25J	-	-	-	79	-	
TB-25M	-	Conv. B-25J	-	-	-	35	-	
TB-25N	-	Conv. B-25J	-	-	-	688	-	
TB-26B/C	-	Conv. B-26B/C	-	-	-	251	-	
TB-26F	-	Conv. B-26B	-	-	-	1	-	
TB-29	-	Conv. B-29	-	-	-	44	-	
TB-29A	-	Conv. B-29A	-	-	-	8	-	
TB-29B	-	Conv. B-29B	-	-	-	2	-	
TB-45A	-	Conv. B-45A	-	-	-	4	-	
TB-47B	-	Conv. B-47B	-	-	-	111	-	
TB-50A	-	Conv. B-50A	-	-	-	17	-	
TB-50B	-	Conv. B-50B	-	-	-	1	-	
TB-50D	-	Conv. B-50D	-	-	-	10	-	
TB-50H	24	Aug 52 - Feb 53	0	0	0	9	15	KB-50
TB-57C	-	Conv. B-57C	-	-	-	1	-	
TC-45G	96	Apr 52 - Aug 52 Remfg C-45B/F, T-7C & T-11	22	22	0	74	0	
TC-46D	-	Conv. C-46D	-	-	-	2	-	
TC-47A	-	Conv. C-47A	-	-	-	1	-	
TC-47D	-	Conv. C-47B	-	-	-	46	-	
TC-54D	-	Conv. C-54D	-	-	-	8	-	
TF-51D	-	Conv. F-51D	-	-	-	4	-	
TF-80A/C	-	Conv. F-80A/C	-	-	-	39	-	
TF-86D	-	Conv. F-86D	-	-	-	19	-	
TF-86F	-	Conv. F-86F	-	-	-	1	-	
TF-102A	30	Nov 55 - In Prod.	0	0	0	30	-	
TH-5G	-	Conv. H-5G	-	-	-	1	-	
T-6G 9/	1,645	Jan 50 - Nov 53 Remfg T-6C & D	1,467	507	960	178	-	T-6C, T-6D (Remfg)
T-11	1,560	Sep 41 - May 44	-	-	-	24	-	Remfg as C-45G & TC-45G
T-28	-	Conv. XT-28	-	-	-	1	-	
T-28A	1,194	Jul 49 - Nov 53	187	-	-	1,007	0	
T-29A	48	Feb 50 - Dec 51	3	3	0	45	0	
T-29B	105	Dec 51 - Aug 53	7	7	0	98	0	
T-29C	119	Aug 53 - Apr 55	0	0	0	119	0	
T-29D	92	Sep 53 - Aug 55	1	1	0	91	0	
T-33A	3,589	Aug 48 - In Prod.	742	-	-	2,843	4	WT-33A
T-34A	450	Sep 53 - Sep 56	22	22	0	428	0	
XT-37	3	Oct 54 - Jan 55	2	2	0	1	0	
T-37A	58	Sep 55 - In Prod.	2	2	0	56	0	
TV-2	-	Navy Prod.	-	-	-	1	-	
L-5	1,813	Nov 42 - Jul 44	1,811	-	-	2	-	
L-5G	115	Jul 45 - Aug 45	114	-	-	1	-	
L-17A	-	Army Prod.	-	-	-	6	-	
L-17B	-	Nov 48 - Feb 49	-	-	-	62	-	
L-17C	-	Army Prod.	-	-	-	13	-	
L-19A	20	Jun 53	19	2	(ROK) 17	1	0	

TABLE 57 - DAF AIRCRAFT INVENTORY NET GAIN AND LOSS SUMMARY-AS OF 30 JUNE 1957 (CONTINUED)
(CUMULATIVE FROM FIRST ARTICLE, EXCLUDES SARMARKED AIRCRAFT)

TYPE, MODEL, AND SERIES	PROCUREMENT PROGRAM		NET LOSSES ^{1/}			DAF INVENTORY	CONVERSIONS FROM ^{2/} ORIGINAL PRODUCTION	
	ACCEPTED TO DATE	DATE OF ACCEPTANCE	TOTAL	ACTUAL	TRANSFER AND DIVERSION	TOTAL	NUMBER	DESIGNATION
L-19E	-	Army Prod.	-	-	-	1	-	
YL-20	6	Feb 51 - Apr 51	5	-	-	1	0	
L-20A	212	Oct 51 - Oct 53	41	28	(ARMY) 13	171	0	
L-21A	-	Army Prod.	-	-	-	28	-	
XL-23C	1	Feb 55	0	0	0	1	-	
L-23D	-	Army Prod.	-	-	-	1	-	
L-26B	15	Jul 55 - Mar 56	1	1	-	14	0	
L-27A	15	May 57 - In Prod.	-	-	-	15	-	
H-5D	20	Jun 46 - Oct 46	18	-	-	2	0	
H-5F	11	Apr 47 - Nov 47	7	-	-	4	0	
H-5G	39	Mar 48 - Mar 49	25	-	-	14	1	TH
H-5H	16	Jun 49 - Jan 50	10	-	-	6	0	
H-13B	-	Army Prod.	-	-	-	1	-	
H-13D ^{13/}	-	Army Prod.	-	-	-	1	-	
H-13E ^{13/}	-	Army Prod.	-	-	-	19	-	
H-13G	51	Dec 53 - May 54	30	6	2 (URUGUAY) 21 (AAF)	18/ 24	0	
H-13H	-	Army Prod.	-	-	-	2	-	
H-13J	2	Mar 57	-	-	-	2	-	
YH-16	1	Sep 55	0	0	0	1	0	
YH-19	5	Apr 50 - Sep 50	2	-	-	3	0	
H-19A	50	Nov 51 - Jun 52	24	21	(NAVY) 3	5	21	H-19B, SH-19A
H-19B	234	Feb 53 - Nov 54 & 1 Conv. H-19A	26	24	(MAP) 2	134	74	SH-19B, Includes 2 H-19A's accep- ted as H-19B's
H-19D	-	Army Prod.	-	-	-	1	-	
YH-21	18	Dec 52 - Aug 53	3	3	0	3	12	H-21
H-21	-	Conv. YH-21	-	-	-	12	-	
H-21A	32	Sep 53 - Nov 54	4	4	0	28	0	
H-21B	152	Nov 54 - In Prod.	18	2	(MAP) 3	114	20	SH-21B
H-21C	-	Army Prod.	-	-	-	2	-	
YH-32	-	Army Prod.	-	-	-	2	-	
H-34A	-	Army Prod.	-	-	-	14/ 1	-	
HOK-1	-	Navy Prod.	-	-	-	1	-	
QB-17G	-	Conv. B-17G	-	-	-	3	-	
QB-17L	-	Conv. B-17G	-	-	-	6	-	
QB-17N	-	Conv. B-17G	-	-	-	30	-	
QB-45A	-	Conv. B-45A	-	-	-	1	-	
QF-80F	-	Conv. F-80A/B/C	-	-	-	22	-	
S-1B	1	Jun 57	0	0	0	1	0	
S-2A	1	Jun 57	0	0	0	1	0	
Q-2A	249	Sep 56 - In Prod.	64	64	-	185	-	
XQ-4	10	Sep 56 - In Prod.	3	3	0	7	-	

Source: Operations Statistics Division, Directorate of Statistical Services, Comptroller of the Air Force.

TABLE 57 -DAF AIRCRAFT INVENTORY NET GAIN AND LOSS SUMMARY--AS OF 30 JUNE 1957 (CONTINUED)
 (CUMMULATIVE FROM FIRST ARTICLE, EXCLUDES EARMARKED AIRCRAFT)

FOOTNOTES:

1. A breakdown of losses is shown only for models produced since July 1949 as the information is not readily available for the earlier models. Net losses for converted models are included with the losses for the original models.
2. Includes only those converted models that remain in the inventory as of 30 June 1957.
3. Includes 62 aircraft produced as B-36B's. Three aircraft were lost as B-36B's and 59 were converted to B-36D.
4. Includes 1 YF-84F that was converted from an F-84E and then subsequently converted to YRF-84F and lost to class 32.
5. Includes 471 F-84G's which were diverted to the USAF from MAP production.
6. Includes 4 F-86F's from the F-86E procurement program.
7. Twenty-two RB-36E's were produced as B-36A's and 1 as YB-36.
8. Three C-97's produced as KC-97A's.
9. Includes 20 T-60's which were accepted for the USAF from the MAP procurement program.
10. Some T-6C and T-6D aircraft are remanufactured as T-6G and LT-6G aircraft. Net losses for the original series are not shown because the exact quantity of each series being remanufactured is not available.
11. There were 152 RF-80A's manufactured as RF-80A aircraft from July 1946 through March 1947. There are also RF, TF, and QF-80A, B, and C aircraft being modified to and from F-80A,B,C; RF-80A and XRF-80A aircraft.
12. Includes 286 F-84F's produced for MAP temporarily reported in USAF inventory.
13. H-13D and H-13E aircraft were originally accepted for the Department of the Army and were subsequently reassigned to the USAF (Air Training Command) to assist in training Army pilots.
14. Includes 3 H-34A's produced for Army temporarily reported in USAF inventory.
15. Accepted as F-102A's. However, the Aircraft Production Schedule shows four F-102A's will be changed to YF-102A's in the near future.
16. Accepted as RB-52B's. However, the Aircraft Production Schedule shows those RB-52B's will be changed to B-52B's in the near future.
17. Includes 2 C-119G's produced for MAP temporarily reported in USAF inventory.
18. Includes 2 H-13G's accepted from Army contracts.
19. Includes 1 F-86K produced for MAP temporarily reported in USAF inventory.
20. Includes 12 F-86F's produced for MAP temporarily reported in USAF inventory.
21. Includes 41 RF-84F produced for MAP temporarily reported in USAF inventory.

TABLE 58 --USAF AND COMPONENTS AIRCRAFT GAINS AND LOSSES -- FISCAL YEAR 1957

TYPE MODEL	GAINS						LOSSES														ERRONEOUS GAINS		
	TOTAL	NEW PRO- DUCTION	TRANS FERS & DIVER- SIONS	RECLA- MATION	CON- VER- SIONS	GROUND INSTRU- CTION	BEYOND ECONOMIC REPAIR						NOT BEYOND ECONOMIC REPAIR										
							TOTAL	FAIR WEAR AND TEAR	TESTED TO DESTRU- CTION	NATURAL PHENO- MENA	FLYING LOSS COM- PLETE MIS- SION	INCOM- PLETE MISSION	ACCIDENT FLY- ING	GROUND	OBSO- LETE	TRANS- FERS & DIVER- SIONS	RECLA- MATION	CLASS 26 OR MUSEUM	CON- VER- SIONS	GROUND INSTRUC- TION			
TOTAL AIRCRAFT 1/	5,837	4,117	180	769	763	8	7,152	6	40	1					745	26	429	3,937	1,081	65	810	9	3
Bomber	661	342	13	291	15		711								37	3	46	132	374	4	115		
B-17							9												3	I	5		
B-25							2															2	
B-26	13		13				174											46	116	1	1	10	
B-29	291			291			307												12	292		3	
B-36							77													76			
B-45							9													2			
B-47	128	121			7		21								19	2			4		2	1	
B-50							88																88
B-52	132	124				8	3								3								
B-57	62	62					16								13							3	
B-66	35	35					5								2							3	
Tanker	130	28		29	73		99								13	2			5	79			
KB-29M	28			28			38								1				3	34			
KB-29P							51								4				2	45			
KB-50	74			1	73		4								3								
KC-97	16	16					6								5								
KC-135	12	12																					
Fighter	2,509	1,816	68	101	522	2	2,499	2	15						407	15	104	1,019	334	26	572	2	3
F-51							26								4		1		1	19	1		
F-80							53	1							8					1		43	
F-84F	418	401	5	11		1	611								87	4	30	446	23	7	2		
F-84(Other)	142		60	82			417		12	3					28	4	73	39	265	5			
F-86D	2			2			609								78	2			1	8	2	518	
F-86F	142	138	1	3			579								47	1			3	3			
F-86H							11								9				525		2		
F-86(Other)	514		1		513		46	1							33				3	6	3		
F-89	48	47		1			37								31				5	5	1	1	
F-94	2			2			25								15	3			1	3	2	1	
F-100	813	803			9	1	59								55				1		2		1
F-101	14	14					1								1								
YF-102							1																
F-102	375	375					12								6	1						1	1
XF-104	1	1																					
F-104	29	29					6								5								
YF-105							1													1			
F-105	3	3																					
F-106	2	2																					
F-107	3	3					1															1	

TABLE 58 -USAF AND COMPONENTS AIRCRAFT GAINS AND LOSSES - FISCAL YEAR 1957 (CONTINUED)

TYPE MODEL	GAINS						LOSSES												ERRONEOUS GAINS		
	TOTAL	NEW PRO- DUCTION	TRANS- FERS & DIVER- SIONS	RECLA- MATION	CON- VER- SION	GROUND INSTRU- CTION	BEYOND ECONOMICAL REPAIR						NOT BEYOND ECONOMICAL REPAIR								
							TOTAL	FAIR WEAR AND TEAR	TESTED TO DESTRU- CTION	NATURAL PHENO- MENA	FLYING LOSS		ACCIDENT	OBSO- LETE	TRANS- FERS & DIVER- SIONS	RECLA- MATION	CLASS 26 OR MUSEUM	CON- VER- SION		GROUND INSTRU- CTION	
											COM- PLETE MIS- SION	INCOM- PLETE MIS- SION									FLY- ING
<u>Cargo</u>	<u>279</u>	<u>205</u>	<u>22</u>	<u>43</u>	<u>9</u>		<u>226</u>			<u>1</u>				<u>41</u>	<u>3</u>	<u>17</u>	<u>87</u>	<u>39</u>	<u>10</u>	<u>28</u>	
VB-17							10										3	2		5	
C-45	44		1	43			64		1					8		16	18	18	3		
C-46	1				1		25							2			23				
C-47	7		7				68							12			37	2	1	16	
VC-47							5							3			1				
C-54	3		3				9								1		2		5	1	
VC-54	2				2																
ZC-54							1													1	
C-74							11											11			
C-82							1									1					
C-97							1							1							
YC-97							1								1						
C-117							2														2
VC-117	1				1																
C-118							1							1							
C-119	10		10				9											2			
C-121							2														
C-122							2										1	2			
C-123	103	103																			
YC-123	1	1																			
C-124							9							6	1			1	1		
C-130	84	84																			
C-131	11	11					1											1			
VC-131	4				4																
C-133	6	6																			
YC-134	1				1																4
VT-29							4														
319A	1		1																		
<u>Trainer</u>	<u>829</u>	<u>483</u>	<u>13</u>	<u>264</u>	<u>69</u>		<u>1,689</u>		<u>25</u>					<u>183</u>	<u>3</u>	<u>214</u>	<u>1,123</u>	<u>98</u>	<u>17</u>	<u>26</u>	
TB-17							4							4							
TB-25	2				2		8							2				5	1		
TB-26	9				9		8							2				2	3		
TB-29	15			12	3		123		23					2			1	20	1		
TB-45	1				1		16							1			77	15			
TB-47	6				6																
TB-50							20														20
TB-57	1				1																
TC-45							12											11			
TC-47							2							1							
TF-80	42				42		3							2				1		2	
TF-86D							19							1							
TF-100	1				1		1										12		6		
TF-102	27	25			2									1							

TABLE 58 -USAF AND COMPONENTS AIRCRAFT GAINS AND LOSSES - FISCAL YEAR 1957 (CONTINUED)

TYPE MODEL	G A I N S						L O S S E S																
	TOTAL	NEW PRO- DUCTION	TRANS- FERS & DIVER- SIONS	RECLA- MATION	CON- VER- SIONS	GROUND INSTRU- CTION	BEYOND ECONOMICAL REPAIR						NOT BEYOND ECONOMICAL REPAIR							ERRONEOUS GAINS			
							FAIR WEAR AND TEAR	TESTED TO DESTRU- CTION	NATURAL PHENO- MENA	FLYING LOSS		ACCIDENT		OBSO- LETE	TRANS- FERS & DIVER- SIONS	RECLA- MATION	CLASS 26 OR MUSEUM	CON- VER- SIONS	GROUND INSTRU- CTION				
COM- PLETE MIS- SION	INCOM- PLETE MIS- SION	FLY- ING	GROUND																				
<u>Aerial</u>																							
Targets	319	262		1 1	49	7	105		81			1	7	1				1	5 2		8 6		1
QB-17 . . .	34			1	29	4	24		16												1		
QF-80 . . .							12		9										1	1		1	
Q-2A . . .	272	249			20	3	64		53			1	7	1					2				
XQ-4 . . .	11	11					4		3														1
QT-33 . . .							1														1		
S-1B . . .	1	1																					
S-2A . . .	1	1																					

1/ These total figures do not include aerial targets.

Source: Operations Statistics Division, Directorate of Statistical Services, Comptroller of the Air Force.

TABLE 59 -USAF AVERAGE ACTIVE AIRCRAFT OPERATIONALLY AND NOT OPERATIONALLY READY
BY COMMAND - FISCAL YEAR 1957

(For comparative purposes to the previous fiscal year table see Table 56 SDFY 1956)

COMMAND	AVERAGE AIRCRAFT ON HAND DURING FISCAL YEAR	AVERAGE AIRCRAFT OPERA- TIONALLY READY	% OF ARO OPERA- TIONALLY READY	AVERAGE AIRCRAFT NOT OPERATIONALLY READY				
				AWAITING SUPPLY	TECH ORDER COMP.	MAINTENANCE		OTHER REASONS
						PERIODIC	MALFUNC- TION DEFECT, DAMAGE	
TOTAL USAF 1/	<u>20,133</u>	<u>11,756</u>	58	<u>1,206</u>	<u>428</u>	<u>2,167</u>	<u>3,544</u>	<u>1,032</u>
Alaskan Air	240	131	55	12	2	27	64	4
Air Force Academy	43	22	51	6	-	7	7	1
Air Defense	2,017	1,221	61	174	36	201	326	59
Air Defense O/S	27	19	70	3	-	2	2	1
U.S. Air Forces in Europe	1,959	1,210	62	175	39	213	188	134
Air Materiel	1,542	261	17	16	50	71	796	348
Air Materiel O/S	411	48	12	11	13	104	177	58
Air Proving Ground	139	77	55	12	3	16	21	10
Air Research & Development	574	304	53	40	16	72	78	64
Air Research & Development O/S	11	8	73	1	-	1	-	1
Air University	156	117	75	9	3	15	9	3
Caribbean Air	37	28	76	1	1	4	2	1
Continental Air	100	71	71	6	3	8	10	2
Far East Air Force	1,179	721	61	91	24	144	150	49
Headquarters Command	204	143	70	8	1	28	20	4
Headquarters Command O/S	65	62	95	-	-	1	1	1
Military Air Transport Sv	830	515	62	39	15	137	106	18
Military Air Transport Sv O/S	364	225	62	27	4	47	48	13
Northeast Air	130	75	58	13	2	11	23	6
Strategic Air O/S	450	358	79	19	3	23	43	4
Strategic Air	3,152	2,222	70	149	58	251	417	55
Tactical Air	1,664	925	56	201	57	216	210	55
Tactical Air O/S	65	44	68	5	1	6	7	2
Air Training	4,755	2,934	62	187	97	560	838	139
Security Service	5	4	80	-	-	1	-	-
Security Service O/S	2	2	100	-	-	-	-	-
16th Air Force	12	9	75	1	-	1	1	-
TOTAL AERIAL TARGETS	<u>36</u>	<u>21</u>	58	<u>2</u>	<u>-</u>	<u>2</u>	<u>5</u>	<u>6</u>
Air Materiel	5	1	20	-	-	-	2	2
Air Proving Ground	26	19	73	1	-	2	1	3
Air Research & Development	5	1	20	1	-	-	2	1

1/ Aerial Targets are not included in Command data.

Source: Operations Statistics Division, Directorate of Statistical Services, Comptroller of the Air Force.

TABLE 60 -USAF AVERAGE ACTIVE AIRCRAFT OPERATIONALLY READY AND NOT OPERATIONALLY READY BY TYPE AND MODEL - FISCAL YEAR 1957

TYPE AND MODEL OF AIRCRAFT	AVERAGE AIRCRAFT ON HAND DURING FISCAL YEAR	AVERAGE AIRCRAFT OPERATIONALY READY	% OF AOH IN COMMISSION	AVERAGE AIRCRAFT NOT OPERATIONALLY READY				
				AWAITING SUPPLY	TECH ORDER COMP.	MAINTENANCE		OTHER REASONS
						PERIODIC	MALFUNCTION DEFECT, DAMAGE	
TOTAL USAF 1/	20,133	11,756	58	1,206	428	2,167	3,544	1,032
Bomber	1,969	1,325	67	95	35	149	280	85
B-17	22	15	68	1	-	3	3	-
B-25	3	2	67	-	-	-	-	1
B-26	68	31	46	8	1	8	10	10
B-29	3	1	33	-	-	-	1	1
B-36	144	106	74	6	1	15	15	1
B-45	46	30	65	2	1	4	8	1
B-47	1,320	991	75	45	7	79	159	39
B-50	11	3	27	-	-	2	4	2
B-52	87	55	63	3	6	7	12	4
B-57	227	84	37	22	17	24	57	23
B-66	38	7	18	8	2	7	11	3
Tanker	905	635	70	40	17	49	145	19
KB-29	93	60	65	6	-	7	16	4
KB-50	38	17	45	4	2	2	9	4
KC-97	773	557	72	30	15	40	120	11
KC-135	1	1	100	-	-	-	-	-
Fighter	6,181	2,976	48	422	154	650	1,539	440
F-80	46	7	15	2	3	3	10	21
F-84E	27	5	19	1	4	-	5	12
F-84F	963	502	52	39	30	89	248	55
F-84G	222	111	50	6	2	38	51	14
F-86A	7	2	29	-	-	1	3	1
F-86D	1,439	804	56	85	28	130	336	56
F-86E	34	13	38	3	1	4	10	3
F-86F	913	386	42	38	8	100	264	117
F-86H	282	121	43	41	28	32	47	13
F-86L	141	90	64	8	-	8	25	10
F-89	658	337	51	49	19	49	182	22
F-94	240	140	58	18	4	26	36	16
F-100	1,052	418	40	98	18	154	284	80
F-101A	9	2	22	1	1	1	2	2
F-102	146	37	25	33	8	15	35	18
F-104	2	1	50	-	-	-	1	-
Reconnaissance	1,092	554	51	87	25	107	252	67
RB-17	1	-	-	-	-	-	1	-
RB-25	2	2	100	-	-	-	-	-
RB-26	36	21	58	3	-	3	5	4
WB-26	8	5	63	1	-	1	1	-
RB-29	2	1	50	-	-	-	1	-
WB-29	7	4	57	-	-	-	1	1
RB-36	94	54	57	3	-	10	26	1
RB-45	12	8	67	1	1	1	2	-
RB-47	241	169	70	18	3	13	33	5
RB-50	33	12	36	3	1	5	11	1
WB-50	58	31	53	4	1	8	12	2
RB-52	3	1	33	-	-	-	-	2
RB-57	66	35	53	6	3	8	9	5
RB-66	101	19	19	23	6	8	32	13
RC-45	16	10	63	1	1	3	1	-
RC-47	4	4	100	-	-	-	-	-
RC-121	65	24	37	3	-	13	23	2
RF-80	33	9	27	1	1	2	16	4
RF-84F	276	128	46	18	8	26	71	25
RF-84X	17	8	47	1	-	3	4	1
RF-86F	15	8	53	1	-	2	3	1
RF-101A	1	-	-	-	-	-	-	-
WT-33	1	1	100	-	-	-	-	-

TABLE 60 —USAF AVERAGE ACTIVE AIRCRAFT OPERATIONALLY AND NOT OPERATIONALLY READY BY TYPE AND MODEL — FISCAL YEAR 1957 (CONTINUED)

TYPE AND MODEL OF AIRCRAFT	AVERAGE AIRCRAFT ON HAND DURING FISCAL YEAR	AVERAGE AIRCRAFT OPERATIONALLY READY	% OF AOH IN COMMISSION	AVERAGE AIRCRAFT NOT OPERATIONALLY READY				
				AWAITING SUPPLY	TECE ORDER COMP	MAINTENANCE		OTHER REASONS
						PERIODIC	MALFUNCTION, DEFECT, DAMAGE	
<u>Search and Rescue</u>	321	196	61	20	6	39	36	24
SA-16	123	78	63	8	3	17	13	4
SB-17	1	-	-	-	-	1	-	-
SC-47	54	32	59	2	1	6	6	7
SC-54	37	25	68	2	1	4	4	1
SH-19	86	49	57	6	1	9	9	12
SH-21	20	12	60	2	-	2	4	-
<u>Cargo</u>	3,456	2,208	64	224	74	471	394	85
VB-17	3	1	33	-	-	1	1	-
VB-25	35	23	66	2	-	5	4	1
VB-26	2	2	100	-	-	-	-	-
C-45	608	395	65	44	12	85	56	16
C-46	12	2	17	-	-	1	7	2
C-47	958	668	70	37	28	125	78	22
C-53	1	1	100	-	-	-	-	-
C-54	278	190	68	10	4	40	29	5
C-97	58	29	50	2	-	12	13	2
C-99	1	-	-	-	-	-	1	-
C-117	23	17	74	1	-	3	2	-
C-118	83	58	70	2	1	12	10	-
C-119	689	388	56	77	19	96	95	14
C-121	42	30	71	1	-	7	3	1
C-123	165	105	64	23	3	16	14	4
C-124	391	229	59	18	7	57	67	13
C-130	19	6	32	4	-	2	6	1
C-131	88	64	73	3	-	9	8	4
<u>Trainer</u>	5,577	3,506	63	271	109	633	808	250
TB-17	7	2	29	-	-	1	4	-
TB-25	841	530	63	41	7	125	123	15
TB-26	147	100	68	11	1	17	16	2
TB-29	74	35	47	4	-	11	18	6
TB-45	13	7	54	1	-	1	3	1
TB-47	82	34	41	4	-	11	24	9
TB-50	22	10	45	2	-	2	5	3
TB-57	1	1	100	-	-	-	-	-
TC-45	76	46	61	6	2	10	9	3
TC-47	5	3	60	-	-	1	1	-
TC-54	7	4	57	-	1	1	1	-
TF-80	22	11	50	3	1	3	3	1
TF-86D	28	17	61	2	-	2	6	1
TF-86F	1	1	100	-	-	-	-	-
TF-102	8	1	13	3	-	1	2	1
TH-5	1	-	-	-	-	-	1	-
TL-19	3	2	67	-	-	-	1	-
T-6	39	11	28	-	-	3	3	22
LT-6	8	-	-	-	-	1	-	7
T-11	20	-	-	-	-	-	20	-
T-28	900	662	74	23	3	81	109	22
T-29	334	182	54	20	5	45	68	14
T-33	2,408	1,440	60	144	86	284	367	87
T-34	440	371	84	7	3	29	20	10
T-37	7	3	43	-	-	-	3	1
MK-4	83	33	40	-	-	4	1	45

TABLE 60 -USAF AVERAGE ACTIVE AIRCRAFT OPERATIONALLY READY AND NOT OPERATIONALLY READY BY TYPE AND MODEL - FISCAL YEAR 1957 (CONTINUED)

TYPE AND MODEL OF AIRCRAFT	AVERAGE AIRCRAFT ON HAND DURING FISCAL YEAR	AVERAGE AIRCRAFT OPERATIONALLY READY	% OF AGE IN COMMISSION	AVERAGE AIRCRAFT NOT OPERATIONALLY READY				
				AWAITING SUPPLY	TECH ORDER COMP.	MAINTENANCE		OTHER REASONS
						PERIODIC	MAIFUNC-TION DEFPECT, DAMAGE	
<u>Liaison</u>	280	192	69	14	1	23	29	21
L-16	2	-	-	-	-	1	1	-
L-17	20	10	50	1	-	1	1	7
L-18	9	6	67	-	-	-	-	3
L-19	57	41	72	1	-	4	9	2
L-20	163	115	71	11	1	16	14	6
L-21	13	10	77	-	-	-	2	1
L-23	1	-	-	-	-	-	-	1
L-26	14	10	71	1	-	1	2	-
L-28	1	-	-	-	-	-	-	1
<u>Helicopter</u>	351	164	47	33	7	46	61	40
H-5	25	15	60	2	-	2	4	2
H-13	47	25	53	3	3	6	7	3
H-19	122	65	53	13	1	16	20	7
H-21	152	58	38	15	3	22	29	25
H-23	1	-	-	-	-	-	1	-
H-34	4	1	25	-	-	-	-	3
<u>Utility</u>	1	-	-	-	-	-	-	1
U-1	1	-	-	-	-	-	-	1
<u>Aerial Targets</u>	36	21	58	2	-	2	4	7
QB-17	23	13	57	-	-	2	3	5
QF-80	13	8	62	2	-	-	1	2

1/ Aerial Targets are not included in total figure.

Source: Operations Statistics Division, Directorate of Statistical Services, Comptroller of the Air Force.

TABLE 61 - USAF WORLD-WIDE INVENTORY OF SELECTED ITEMS OF AMMUNITION
SEMI-ANNUAL, FISCAL YEAR 1957

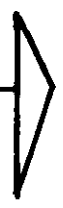
ITEM	TOTAL	TOTAL	TOTAL	ALASKA	U.K.	EUROPE	FEAF	MEDIT	NEAC	ATLANTIC
	WORLD-WIDE	Z/I	O/S							
31 DECEMBER 1956										
ROCKET										
GP - 500 lbs.	192,629	26,908	165,721	15,925	49,675	26,398	41,957	29,533	-	2,233
GP - 1,000 lbs.	122,748	63,610	59,138	1,194	10,872	6,977	33,498	6,418	-	179
GP - 2,000 lbs.	28,573	25,304	3,269	229	1,144	-	1,770	126	-	-
Fire - 750 lbs.	97,855	49,085	48,770	26	10,742	14,649	19,282	4,065	-	-
Photo M 120	276,231	147,931	128,300	2,235	14,124	33,176	70,983	7,382	400	-
RKT 2.75"										
FFAR HE	1,970,981	1,386,412	584,569	127,301	71,941	43,497	181,166	47,812	92,331	20,521
FFAR HEAT	2,679,635	1,673,016	1,006,619	-	303,494	370,854	258,377	73,894	-	-
JATO	329,358	191,893	137,465	17,795	43,260	15,375	16,416	31,676	7,798	5,145
CART (Thous)										
50 Cal.	459,024	264,262	194,762	4,885	34,103	46,241	67,616	38,777	1,315	1,825
20 MM										
M-24 Gun.	25,954	16,389	9,565	1,475	1,974	321	2,193	2,338	341	923
M-39 Gun.	19,510	8,972	10,538	-	1,000	8,219	613	706	-	-
30 JUNE 1957										
ROCKET										
GP - 500 lbs.	171,682	25,413	146,269	15,901	48,527	16,006	40,991	22,557	-	2,287
GP - 1,000 lbs.	126,583	65,252	61,331	1,507	10,973	6,922	36,320	5,424	-	185
GP - 2,000 lbs.	36,200	30,930	5,270	215	1,009	-	487	3,553	-	6
Fire - 750 lbs.	106,121	64,097	42,024	-	5,494	9,601	22,908	4,021	-	-
Photo M 120	275,678	142,261	133,417	2,235	12,126	33,012	78,662	7,382	-	-
RKT 2.75"										
FFAR HE	1,270,674	930,471	340,203	80,201	130,289	35,916	12,722	9	55,066	26,000
FFAR HEAT	2,638,691	1,672,753	965,938	-	306,931	393,199	265,808	-	-	-
JATO	321,528	189,075	132,453	16,507	41,232	12,115	15,754	34,402	7,317	5,126
CART (Thous)										
50 Cal.	451,898	267,236	184,662	3,931	39,909	43,899	78,735	14,964	1,416	1,808
20 MM										
M-24 Gun.	21,508	14,165	7,343	974	2,330	-	1,629	1,823	24	563
M-39 Gun.	11,012	3,842	7,170	507	1,000	4,066	398	1,199	-	-

✓ Includes all AF bases in North Africa.
 The following definitions apply to abbreviations used above:
 GP - General Purpose
 HE - High Explosive
 FFAR - Folding Fin Aircraft Rocket
 JATO - Jet Assist Take-Off
 HEAT - High Explosive Anti Tank


SOURCE: Materiel Statistics Division, Directorate of Statistical Services, DCS/Comptroller

Aircraft Engines

AIRCRAFT ENGINES



PART V



AIRCRAFT ENGINES

INTRODUCTION AND DEFINITIONS

Data on production and inventory of aircraft, missile and drone engines are presented in this section. Engine production data are obtained under the provisions of AFR 67-62, dated 6 August 1954, while engine inventory data are obtained under the provisions of AFR 65-20, dated 12 March 1957.

The following definitions apply to the terms as used in this publication:

ACCEPTANCES: An aircraft engine that has been shop-assembled and fully inspected by authorized USAF or Navy plant representatives, and for which the title, responsibility, and accountability have been assumed by the contracting agency or recipient.

INSTALLED ENGINE: Serviceable or reparable engine assets which are either physically mounted on aircraft, missile or drone; or undergoing organizational maintenance for reinstallation in an aircraft, missile or drone.

UNINSTALLED ENGINE (formerly designated as SPARE): An engine available for distribution or installation, but without controls or built up accessories which convert it to a power pack.

REPARABLE ENGINE: Engines determined to be operationally unsuitable, requiring other than organizational or field maintenance.

SERVICEABLE ENGINE: Engines determined to be operationally suitable for installation, or are either awaiting or undergoing organizational or field maintenance.

TABLE 62 - SUMMARY OF AIRCRAFT ENGINE ACCEPTANCES BY RECIPIENT
FISCAL YEARS 1950 THROUGH 1957

(Excludes experimental, remanufactured, and mock-up engine production. MAP includes RCAF production.)

FISCAL YEAR	TOTAL	USAF	USAF FOR ARMY	USAF FOR MAP	USAF FOR NAVY
FY 1950 a/	6,905	5,994	-	-	911
FY 1951	10,859	8,767	1,037	190	865
FY 1952	17,294	10,268	2,570	3,034	1,422
FY 1953	29,293	20,726	2,193	3,515	2,859
FY 1954	27,626	22,240	553	927	3,906
FY 1955	16,055	13,001	274	265	2,515
FY 1956	10,082	6,597	884	173	2,428
FY 1957	9,671	6,357	1,077	6	2,231

a/ Includes 34 experimental, special test and/or prototype models for which breakdown by recipient is not available.

SOURCE: Materiel Statistics Division, Directorate of Statistical Services, DCS/Comptroller.

TABLE 63 - SUMMARY OF USAF AIRCRAFT ENGINE ACCEPTANCES BY TYPE, MODEL, AND RECIPIENT
FISCAL YEAR 1957

(Excludes experimental, remanufactured, and mock-up engine production.)

TYPE AND MODEL	TOTAL	USAF	USAF FOR ARMY	USAF FOR NAVY
ENGINES - TOTAL a/	9,665	6,357	1,077	2,231
JET - TOTAL	6,662	5,558	-	1,104
J33	122	-	-	122
J47	74	74	-	-
J57	4,508	4,508	-	-
J65	822	27	-	795
J69	388	388	-	-
J71	504	324	-	180
J75	33	33	-	-
J79	211	204	-	7
TURBO-PROP - TOTAL	626	624	2	-
T34	51	51	-	-
T56	573	573	-	-
T58	2	-	2	-
RECIPROCATING - TOTAL	2,377	175	1,075	1,127
O335	78	-	78	-
O435	160	-	144	16
O470	165	-	87	78
O480	115	-	115	-
R1300	176	-	163	13
R1820	1,176	-	449	727
R2800	210	175	35	-
R3350	293	-	-	293
F50-526A	4	-	4	-

a/ Total does not include 6 R1820-103 engines accepted for the Royal Canadian Air Force.

SOURCE: Materiel Statistics Division, Directorate of Statistical Services, DCS/Comptroller.

TABLE 64 - USAF AIRCRAFT ENGINE ACCEPTANCES BY MANUFACTURER AND RECIPIENT MODELS CURRENTLY IN PRODUCTION - FISCAL YEAR 1957

MANUFACTURER AND MODEL DESIGNATION	UTILIZATION	ACCEPTED PRIOR TO 1 JUL 56	ACCEPTANCES FOR FISCAL YEAR 1957												TOTAL ACCEPTED TO DATE	
			1956 Jul	Aug	Sep	Oct	Nov	Dec	1957 Jan	Feb	Mar	Apr	May	Jun		TOTAL
USAF (Excludes Experimental Models)																
GRAND TOTAL			722	606	709	782	811	831	872	855	868	860	862	882	9,671	
USAF - TOTAL			441	353	454	518	543	554	583	573	582	583	579	594	6,357	
Allison			80	80	80	80	80	75	73	71	71	71	71	65	897	
T56-A-1	C-130A	420	55	55	55	55	55	50	43	41	41	41	41	41	573	993
J71-A-11	B-66B, RB-66B/C	443	25	25	25	21	11 (Complete)	-	-	-	-	-	-	-	107	550
J71-A-13	B-66B, RB-66B, WB-66D	-	-	-	-	4	14	25	30	30	30	30	30	24	217	217
Continental A & E			9	33	27	22	26	27	27	33	46	54	33	51	388	
YJ69-T-9	T-37A	52	3	2	-	-	-	1 (Complete)	-	-	-	-	-	-	6	58
J69-T-9	T-37A	-	-	12	10	9	11	11	12	18	25	30	14	33	185	185
YJ69-T-17	MX-2013	16	-	-	1	1	-	1	-	2	1	1	1	1	9	25
J69-T-19A	Q-2A	137	6	19	16	12	14	15	15	13	20	23	18	17	188	325
Ford Motors			110	127	144	160	182	202	200	200	200	200	218	212	2,155	
XJ/XJ/J57-P-13	YRF/RP/P-101A/B	4	5	7	9	15	27	32	30	24	23	21	10	6	209	213
J57-P-19W	B-52D	27	5	10	15	20	25	35	50	65	80	101	119	116	641	668
J57-P-21	F-100C/D	225	35	42	50	55	60	65	65	71	71	64	89	90	757	982
J57-P-29W	B-52B/C/D	487	65	68	70	70	70	70	55	40	26	14 (Complete)	-	-	548	1,035
General Electric			8	2	13	17	16	25	23	20	24	13	5	38	204	
YJ79-GE-1	B-58A	4	3	-	4	8	6	8	5	4	5	2	-	12	57	61
YJ79-GE-3	F-106A	15	5	2	9	9	10	17	10	2	1	1 (Complete)	-	-	66	81
J79-GE-3	F/RP-106A	-	-	-	-	-	-	-	8	14	18	10	5	25	80	80
YJ79-GE-5	B-58A	-	-	-	-	-	-	-	-	-	-	-	-	1	1	1
Pratt and Whitney			206	103	183	229	229	215	254	241	234	241	249	228	2,612	
T34-P-3A	C-133A	8	6	2	6	6	6	5	4	2	4	5	2	1	49	57
T34-P-7M	C-133A	-	-	-	-	-	-	-	-	-	-	-	-	2	2	2
XJ/XJ/J57-P-13	F/YRF/RP-101A/B	265	19	13	22	32	33	30	40	30	20	26	10	4	279	544
J57-P-17	XSM/SM-62	15	2	2	2	-	-	-	-	-	-	-	-	-	6	21
J57-P-19W	B-52D	61	21	13	20	30	30	30	30	30	40	27	42	32	345	406
J57-P-21/21A	F-100C/D/TF-100D	752	63	19	48	69	65	57	51	46	45	32	36	24	555	1,307
J57-P-23/A	F/TF-102A	195	49	32	60	64	71	73	89	77	67	62	65	68	777	972
J57-P-29W/A	B-52B/C/D	518	20	11	10	9 (Complete)	-	-	-	-	-	-	-	-	50	568
J57-P-37	RB-57D	95	9	-	6 (Complete)	-	-	-	-	-	-	-	-	-	15	110
J57-P-43W	B-52D	-	-	-	3	4	-	-	19	24	28	61	70	75	284	284
J57-P-53	F-101B	-	-	1	2	2	1	-	2	12	12	6	2	2	42	42
YJ75-P-1	F-106A	1	-	1	-	1	1	1	-	-	-	-	1 (Complete)	5	6	6
YJ75-P-3	F/RP-105B	6	-	3	-	2	1	2	4	2	2	1	1	20	26	26
J75-P-5	F-105B, JP-105B	-	-	-	-	-	-	-	-	-	-	-	1	1	1	1
J75-P-9	F-106A	-	-	-	-	-	-	-	-	-	-	1	-	-	1	1
J75-P-11	F-107	3	-	1	-	1	2	-	-	-	2 (Complete)	-	-	-	6	9

TABLE 64 - USAF AIRCRAFT ENGINE ACCEPTANCES BY MANUFACTURER AND RECIPIENT
MODELS CURRENTLY IN PRODUCTION - FISCAL YEAR 1957 (CONTINUED)

MANUFACTURER AND MODEL DESIGNATION	UTILIZATION	ACCEPTED PRIOR TO 1 JUL 56	ACCEPTANCES FOR FISCAL YEAR 1957												TOTAL ACCEPTED TO DATE	
			1956 Jul	Aug	Sep	Oct	Nov	Dec	1957 Jan	Feb	Mar	Apr	May	Jun		TOTAL
USAF (Excludes Experimental Models) (Continued)																
Pratt and Whitney (Cont'd) R2800-99W	YC/C-123B/C, C-130A/B, T-29C/D	353	17	6	4	12	14	18	17	16	14	19	19	19	175	528
Wright-Aero			28	8	7	10	10	10	6	8	7	4	2	-	101	
XRJ47-W-5	ISM-6A	18	4	2	6	5	3 (Complete)	-	-	-	-	-	-	-	20	38
XRJ47-W-7	ISM-6A	1	1	-	1	1	3	2	2	1	4	3	-	-	18	19
XRJ47-W-9	ISM-6A	-	-	2	-	4	7	7	4	6	6	-	-	-	36	36
J65-W-5	B-57A/B/C/E, RB-57A	1,102	20	4 (Complete)	-	-	-	-	-	-	-	-	-	-	24	1,126
J65-W-7	F/RP-84F	847	3	(Complete)	-	-	-	-	-	-	-	-	-	-	3	850
ARMY																
ARMY - TOTAL			122	85	54	65	73	104	90	94	88	92	99	111	1,077	
Aircooled Motors			15	10	14	13	13	-	13	-	-	-	-	-	78	
0335-6/6B	H-23B/C	172	15	10	14	13	13	-	13 (Complete)	-	-	-	-	-	78	250
Continental A & E			11	26	7	7	7	7	-	-	-	-	-	-	87	
0470-11	L-19A	21	4 (Complete)	-	-	-	-	-	-	-	-	-	-	-	4	25
0470-15	L-19A	64	29	26	7	7	7	7 (Complete)	-	-	-	-	-	-	83	147
Continental Motors			-	-	-	-	-	-	-	-	-	2	-	2	4	
FS0-526A	YH-41	-	-	-	-	-	-	-	-	-	-	2	-	2	4	4
General Electric			-	-	-	-	-	-	-	-	-	-	-	2	2	
TF58-GE-2	H-21C	-	-	-	-	-	-	-	-	-	-	-	-	2	2	2
Lycoming, Bridgeport			55	37	24	35	27	62	44	59	53	69	75	72	612	
R1300-3/A/B	H-19B/D	112	10	9	6	5	6	10	15	21	21	21	21	18	163	275
R1820-84	H-34A	554	30	14	14	15	13	32	7	-	-	11	15	15	166	720
R1820-103	H-21A/B/C, YH-21	132	15	14	4	15	8	20	22	38	32	37	39	39	283	415
Lycoming, Williamsport			11	7	9	10	26	32	32	33	31	17	20	31	259	
0435-23	H-13H, H-23C/D	26	11	7	9	8	14	16	16	17	15	10	10	11	144	170
0480-1	L-23A	-	-	-	-	2	12	16	16	16	16	7	10	20	115	115
Pratt and Whitney			8	5	-	-	-	3	1	2	4	4	4	4	35	
R2800-54	H-37A	117	8	5	-	-	-	3	1	2	4	4	4	4	35	152

TABLE 64 - USAF AIRCRAFT ENGINE ACCEPTANCES BY MANUFACTURER AND RECIPIENT
 MODELS CURRENTLY IN PRODUCTION - FISCAL YEAR 1957 (CONTINUED)

MANUFACTURER AND MODEL DESIGNATION	UTILIZATION	ACCEPTED PRIOR TO 1 JUL 56	ACCEPTANCES FOR FISCAL YEAR 1957												TOTAL ACCEPTED TO DATE	
			1956 Jul	Aug	Sep	Oct	Nov	Dec	1957 Jan	Feb	Mar	Apr	May	Jun		TOTAL
NAVY																
NAVI - TOTAL			159	168	201	199	197	175	197	186	196	185	184	184	2,231	
Allison			22	22	22	22	21	27	33	33	33	21	23	23	302	
J33-A-18A	SSM-N-8/8A	304	7	7	7	7	6	6	8	8	8	6	8	8	86	390
J33-A-35/20	TV-2	922	-	-	-	-	-	6	10	10	10	-	-	-	36	958
J71-A-2	F-3H-1/2/3	199	15	15	15	15	15	15	15	15	15	15	15	15	180	379
Continental Motors			10	10	9	9	9	9	7	3	3	3	3	3	78	
O470-4	T-34B	113	10	10	9	9	9	9	7	3	3	3	3	3	78	191
General Electric			-	1	1	-	-	-	1	1	2	-	1	-	7	
J1/J79-GE-3	F-4H-1, F-11F-2	2	-	1	1	-	-	-	1	1	2	-	1	-	7	9
Lycoming, Bridg-			60	52	78	73	71	48	72	60	65	60	59	58	756	
port			-	-	-	9	-	-	-	-	1	2	4	-	16	16
O435-6	HUL-1	-	-	-	-	-	-	-	-	-	2	2	-	-	13	22
R1300-4	ZS20-1	9	3	-	3	-	3	-	-	-	-	-	-	-	9	295
R1820-76A	UF-1	286	-	-	9	(Complete)	-	-	-	-	-	-	-	-	-	9
R1820-82	S2F-1/2, TF-1	1,384	33	28	28	28	36	26	36	33	33	30	30	30	371	1,755
R1820-84	HSS-1, HUS-1	163	4	4	18	16	18	22	27	14	14	16	18	20	191	354
R1820-86	T-28A/B/C	855	20	20	20	20	14	-	9	13	15	10	7	8	156	1,011
Wright Aero			67	83	91	95	96	91	84	89	93	101	98	100	1,088	
J65-W-6/7/14/18	F-11F-1/1P	87	7	14	15	15	13	14	13	15	11	18	18	18	171	258
J65-W-16A	FJ3/4, A4D-1/2	310	27	31	37	42	47	55	52	57	66	70	70	70	624	934
R3350-26WB	AD-7	34	14	14	14	14	2	(Complete)	-	-	-	-	-	-	58	92
R3350-32W	P2V-5/7, P5M-2/20	782	5	5	5	4	8	22	4	2	4	-	-	2	61	843
R3350-34	R7V-1, WV-2/3/4	730	14	19	20	20	26	-	15	15	12	13	10	10	174	904
ROYAL CANADIAN AIR FORCE																
RCAF - TOTAL			-	-	-	-	-	-	2	2	2	-	-	-	6	
Lycoming, Bridg-			-	-	-	-	-	-	2	2	2	-	-	-	6	
port			-	-	-	-	-	-	2	2	2	-	-	-	6	6
R1820-103	TH21, H21A/B/C	-	-	-	-	-	-	-	2	2	2	-	-	-	6	6

SOURCE: Materiel Statistics Division, Directorate of Statistical Services, DCS/Comptroller.

TABLE 65- WORLD-WIDE SUMMARY OF USAF AIRCRAFT ENGINE INVENTORY BY RECIPIENT AND MAJOR TYPE
SEMI-ANNUAL, FISCAL YEAR 1957

(For comparative purposes to the previous fiscal year table, see Table 61, SD FY 56)

TYPE AND MODEL	31 DECEMBER 1956					30 JUNE 1957				
	Total	Total Installed	UNINSTALLED			Total	Total Installed	UNINSTALLED		
			Total	Service- able	Repar- able			Total	Service- able	Repar- able
TOTAL ENGINES	<u>119,453</u>	<u>52,463</u>	<u>66,990</u>	<u>31,292</u>	<u>35,698</u>	<u>113,386</u>	<u>54,431</u>	<u>58,955</u>	<u>30,416</u>	<u>28,539</u>
Jets	58,332	27,531	30,801	15,808	14,993	58,322	29,256	29,066	15,675	13,391
Turbo-Props	891	286	605	442	163	1,209	426	783	627	156
Reciprocating	60,230	24,646	35,584	15,042	20,542	53,855	24,749	29,106	14,114	14,992
U. S. AIR FORCE	<u>97,795</u>	<u>42,716</u>	<u>55,079</u>	<u>24,535</u>	<u>30,544</u>	<u>94,351</u>	<u>45,281</u>	<u>49,070</u>	<u>24,226</u>	<u>24,844</u>
Jets	43,519	20,732	22,787	10,992	11,795	45,899	23,465	22,434	11,388	11,046
Turbo-Props	294	51	243	226	17	684	246	438	367	71
Reciprocating	53,982	21,933	32,049	13,317	18,732	47,768	21,570	26,198	12,471	13,727
AIR FORCE RESERVE	<u>788</u>	<u>615</u>	<u>173</u>	<u>131</u>	<u>42</u>	<u>1,041</u>	<u>884</u>	<u>157</u>	<u>111</u>	<u>46</u>
Jets	238	190	48	31	17	198	145	53	33	20
Reciprocating	550	425	125	100	25	843	739	104	78	26
AIR NATIONAL GUARD	<u>2,675</u>	<u>2,025</u>	<u>650</u>	<u>431</u>	<u>219</u>	<u>2,828</u>	<u>2,132</u>	<u>696</u>	<u>440</u>	<u>256</u>
Jets	1,956	1,467	489	299	190	2,088	1,579	509	308	201
Reciprocating	719	558	161	132	29	740	553	187	132	55
MILITARY ASSISTANCE PROGRAM	<u>1,121</u>	<u>151</u>	<u>970</u>	<u>149</u>	<u>821</u>	<u>1,394</u>	<u>400</u>	<u>994</u>	<u>233</u>	<u>761</u>
Jets	1,050	143	907	97	810	1,263	318	945	185	760
Reciprocating	71	8	63	52	11	131	82	49	48	1
ARMY	<u>394</u>	<u>30</u>	<u>364</u>	<u>315</u>	<u>49</u>	<u>356</u>	<u>25</u>	<u>331</u>	<u>305</u>	<u>26</u>
Jets	-	-	-	-	-	1	1	-	-	-
Reciprocating	394	30	364	315	49	355	24	331	305	26
GOVERNMENT FURNISHED PROPERTY	<u>11,008</u>	<u>4,683</u>	<u>6,325</u>	<u>2,692</u>	<u>3,633</u>	<u>8,807</u>	<u>4,263</u>	<u>4,544</u>	<u>2,194</u>	<u>2,350</u>
Jets	7,362	3,560	3,802	1,888	1,914	5,400	2,719	2,681	1,479	1,202
Turbo-Props	153	12	141	33	108	120	16	104	74	30
Reciprocating	3,493	1,111	2,382	771	1,611	3,287	1,528	1,759	641	1,118
GOVERNMENT FURNISHED AIRCRAFT EQUIPMENT	<u>5,414</u>	<u>2,128</u>	<u>3,286</u>	<u>2,997</u>	<u>289</u>	<u>4,359</u>	<u>1,291</u>	<u>3,068</u>	<u>2,841</u>	<u>227</u>
Jets	4,049	1,369	2,680	2,492	188	3,302	937	2,365	2,227	138
Turbo-Props	444	223	221	183	38	396	156	240	185	55
Reciprocating	921	536	385	322	63	661	198	463	429	34
UNASSIGNED	<u>258</u>	<u>115</u>	<u>143</u>	<u>42</u>	<u>101</u>	-	-	-	-	-
Jets	158	70	88	9	79	-	-	-	-	-
Reciprocating	100	45	55	33	22	-	-	-	-	-
BAILMENT	-	-	-	-	-	<u>250</u>	<u>155</u>	<u>95</u>	<u>66</u>	<u>29</u>
Jets	-	-	-	-	-	171	92	79	55	24
Turbo-Props	-	-	-	-	-	9	8	1	1	-
Reciprocating	-	-	-	-	-	70	55	15	10	5

SOURCE: Materiel Statistics Division, Directorate of Statistical Services, DCS/Comptroller.

TABLE 66 - WORLD-WIDE INVENTORY AND STATUS OF USAF AIRCRAFT ENGINES BY TYPE AND MODEL
SEMI-ANNUAL, FISCAL YEAR 1957

(For comparative purposes to the previous fiscal year table, see Table 62, SD FY 56)

TYPE AND MODEL	31 DECEMBER 1956					30 JUNE 1957				
	Total	Total Installed	UNINSTALLED			Total	Total Installed	UNINSTALLED		
			Total	Service- able	Repar- able			Total	Service- able	Repar- able
TOTAL	119,453	52,463	66,990	31,292	35,698	113,386	54,431	58,955	30,416	28,539
JETS - TOTAL	58,332	27,531	30,801	15,808	14,993	58,322	29,256	29,066	15,675	13,391
I16.	1	-	1	-	1	1	-	1	-	1
J30.	10	2	8	1	7	22	2	20	14	6
J33.	7,583	3,808	3,775	1,772	2,003	7,310	4,185	3,125	1,034	2,091
J34.	7	2	5	4	1	8	1	7	6	1
J35.	7,065	2,183	4,832	1,634	3,248	5,797	2,167	3,630	1,865	1,765
J44.	36	1	35	19	16	51	13	38	23	15
J47.	29,157	15,800	13,357	6,247	7,110	28,733	16,053	12,680	6,347	6,333
J48.	827	286	541	226	315	724	292	432	181	251
J49.	1	-	1	1	-	3	2	1	1	-
J55.	-	-	-	-	-	9	-	9	9	-
J56.	-	-	-	-	-	1	-	1	1	-
J57.	5,740	2,357	3,383	2,907	476	7,898	3,245	4,653	3,738	915
J65.	6,038	2,489	3,549	2,282	1,267	5,319	2,215	3,104	1,740	1,364
J67.	-	-	-	-	-	10	-	10	10	-
J69.	228	58	170	106	64	438	172	266	127	139
J71.	682	295	387	258	129	909	526	383	243	140
J73.	820	234	586	259	327	827	341	486	202	284
J75.	23	2	21	15	6	43	4	39	34	5
J79.	84	11	73	51	22	199	33	166	88	78
J81.	30	3	27	26	1	20	5	15	12	3
TURBO-PROP - TOTAL	891	286	605	442	163	1,209	426	783	627	156
T31.	2	-	2	2	-	2	-	2	2	-
T34.	170	32	138	120	18	192	36	156	125	31
T38.	2	-	2	2	-	3	-	3	-	3
T40.	2	-	2	2	-	2	-	2	1	1
T49.	12	2	10	3	7	13	-	13	4	9
T51.	4	1	3	3	-	2	1	1	1	-
T54.	-	-	-	-	-	4	-	4	-	4
T56.	699	251	448	310	138	991	389	602	494	108
RECIPROCATING - TOTAL	60,230	24,646	35,584	15,042	20,542	53,855	24,749	29,106	14,114	14,992
O85.	14	14	-	-	-	6	6	-	-	-
O170.	103	5	98	89	9	56	4	52	50	2
O190.	24	2	22	7	15	10	4	6	5	1
O205.	17	1	16	12	4	13	2	11	8	3
O235.	1	-	1	-	1	-	-	-	-	-
O290.	156	20	136	98	38	144	11	133	94	39
O335.	1,117	62	1,055	521	534	1,053	68	985	516	469
O355.	-	-	-	-	-	1	-	1	-	1
O425.	5	-	5	4	1	5	-	5	4	1
O435.	339	39	300	213	87	252	47	205	125	80
O470.	2,393	805	1,588	867	721	1,574	570	1,004	605	399
O480.	61	34	27	16	11	69	38	31	21	10
R755.	52	-	52	33	19	35	-	35	19	16
R975.	25	-	25	6	19	22	-	22	10	12
R985.	3,546	1,660	1,886	1,386	500	3,425	1,707	1,718	1,186	532
R1300.	2,293	1,146	1,147	797	350	2,332	1,217	1,115	802	313
R1340.	2,002	817	1,185	426	759	1,549	615	934	324	610
R1820.	2,307	1,005	1,302	826	476	2,053	927	1,126	841	285
R1830.	5,968	2,126	3,842	1,372	2,470	5,739	2,342	3,397	1,101	2,296
R2000.	3,599	1,259	2,340	876	1,464	3,484	1,428	2,056	627	1,429
R2600.	3,297	1,797	1,500	384	1,116	3,212	1,839	1,373	695	678
R2800.	8,520	3,298	5,222	1,177	4,045	8,293	3,467	4,826	1,334	3,492
R3350.	7,987	2,444	5,543	1,538	4,005	4,798	2,379	2,419	1,359	1,060
R4360.	16,014	8,009	8,005	4,182	3,823	15,425	7,978	7,447	4,186	3,261
V1650.	390	103	287	212	75	305	100	205	202	3

SOURCE: Materiel Statistics Division, Directorate of Statistical Services, DCS/Comptroller.

TABLE 67 - WORLD-WIDE INVENTORY AND STATUS OF USAF AIRCRAFT ENGINES
BY RECIPIENT, BY TYPE, AND MODEL - FISCAL YEAR 1957

(For comparative purposes to the previous fiscal year table, see Table 63, SD FY 56)

TYPE AND MODEL	31 DECEMBER 1956					30 JUNE 1957				
	Total	Total Installed	UNINSTALLED			Total	Total Installed	UNINSTALLED		
			Total	Service-able	Repar-able			Total	Service-able	Repar-able
GRAND TOTAL	119,453	52,463	66,990	31,292	35,698	113,386	54,431	58,955	30,416	28,539
Total Jets	58,332	27,531	30,801	15,808	14,993	58,322	29,256	29,066	15,675	13,391
Total Turbo-Props	891	286	605	442	163	1,209	426	783	627	156
Total Reciprocating	60,230	24,646	35,584	15,042	20,542	53,855	24,749	29,106	14,114	14,992
USAF - TOTAL	97,795	42,716	55,079	24,535	30,544	94,351	45,281	49,070	24,226	24,844
Jets - Total	43,519	20,732	22,787	10,992	11,795	45,899	23,465	22,434	11,388	11,046
I16	1	-	1	-	1	1	-	1	-	1
J30	5	2	3	1	2	15	2	13	12	1
J33	5,064	2,707	2,357	1,220	1,137	5,364	2,871	2,493	732	1,761
J34	7	2	5	4	1	8	1	7	6	1
J35	5,393	1,651	3,742	1,449	2,293	3,905	1,538	2,367	1,481	886
J44	32	-	32	17	15	41	6	35	20	15
J47	22,854	12,032	10,822	4,702	6,120	24,712	13,729	10,983	5,389	5,594
J48	599	244	355	129	226	438	177	261	109	152
J49	1	-	1	1	-	1	-	1	1	-
J55	-	-	-	-	-	5	-	5	5	-
J57	3,314	1,618	1,696	1,279	417	5,283	2,677	2,606	1,779	827
J65	4,971	2,053	2,918	1,784	1,134	4,410	1,703	2,707	1,413	1,294
J67	-	-	-	-	-	10	-	10	10	-
J69	88	36	52	26	26	269	128	141	56	85
J71	408	170	238	126	112	671	356	315	181	134
J73	757	209	548	240	308	706	267	439	168	271
J75	10	1	9	6	3	13	1	12	8	4
J79	11	7	4	4	-	43	9	34	14	20
J81	4	-	4	4	-	4	-	4	4	-
Turbo-Prop - Total	294	51	243	226	17	684	246	438	357	71
T31	2	-	2	2	-	2	-	2	2	-
T34	74	15	59	51	8	108	28	80	56	24
T38	2	-	2	2	-	3	-	3	-	3
T40	2	-	2	2	-	2	-	2	1	1
T51	3	-	3	3	-	1	-	1	1	-
T54	-	-	-	-	-	4	-	4	-	4
T56	211	36	175	166	9	564	218	346	307	39
Reciprocating - Total	53,982	21,933	32,049	13,317	18,732	47,768	21,570	26,198	12,471	13,727
O170	103	5	98	89	9	56	4	52	50	2
O190	23	1	22	7	15	10	4	6	5	1
O205	14	1	13	10	3	13	2	11	8	3
O235	1	-	1	-	1	-	-	-	-	-
O290	155	20	135	97	38	143	11	132	93	39
O335	1,073	55	1,018	489	529	970	65	905	444	461
O355	-	-	-	-	-	1	-	1	-	1
O425	5	-	5	4	1	5	-	5	4	1
O435	219	9	210	185	25	143	16	127	94	33
O470	1,707	551	1,156	701	455	1,135	514	621	395	226
O480	57	34	23	14	9	51	37	14	10	4
R755	52	-	52	33	19	35	-	35	19	16
R975	11	-	11	6	5	3	-	3	1	2
R985	3,313	1,495	1,818	1,322	496	3,091	1,460	1,631	1,110	521
R1300	1,574	857	717	659	58	1,979	1,156	823	658	165
R1340	1,893	793	1,100	364	736	1,436	524	912	305	607
R1820	1,793	852	941	517	424	1,576	808	768	500	268
R1830	5,123	1,939	3,184	1,201	1,983	5,155	2,125	3,030	1,021	2,009
R2000	2,954	1,183	1,771	705	1,066	2,791	1,202	1,589	534	1,055
R2600	3,183	1,723	1,460	370	1,090	2,904	1,669	1,235	605	630
R2800	7,521	2,627	4,894	952	3,942	7,292	2,751	4,541	1,129	3,412

TABLE 67 - WORLD-WIDE INVENTORY AND STATUS OF USAF AIRCRAFT ENGINES
BY RECIPIENT, BY TYPE AND MODEL - FISCAL YEAR 1957 (CONTINUED)

(For comparative purposes to the previous fiscal year table, see Table 63, SD FY 56)

TYPE AND MODEL	31 DECEMBER 1956					30 JUNE 1957				
	Total	Total Installed	UNINSTALLED			Total	Total Installed	UNINSTALLED		
			Total	Service- able	Repar- able			Total	Service- able	Repar- able
Reciprocating(Cont'd)										
R3350	7,759	2,362	5,397	1,416	3,981	4,302	2,014	2,288	1,253	1,035
R4360	15,138	7,393	7,745	3,969	3,776	14,400	7,135	7,265	4,032	3,233
V1650	311	33	278	207	71	277	73	204	201	3
AIR FORCE RESERVE -										
TOTAL	788	615	173	131	42	1,041	884	157	111	46
Jet - Total	238	190	46	31	17	198	145	53	33	20
J33	144	124	20	14	6	98	83	15	5	10
J35	92	65	27	16	11	74	50	24	19	5
J47	1	-	1	1	-	6	4	2	2	-
J48	-	-	-	-	-	1	-	1	-	1
J57	1	1	-	-	-	-	-	-	-	-
J65	-	-	-	-	-	2	-	2	-	2
J73	-	-	-	-	-	17	8	9	7	2
Reciprocating - Total	550	425	125	100	25	843	732	104	78	26
O290	1	-	1	1	-	1	-	1	1	-
O480	-	-	-	-	-	2	-	2	2	-
R985	111	75	36	34	2	147	128	19	17	2
R1300	10	5	5	5	-	17	14	3	2	1
R1820	10	6	4	1	3	13	12	1	1	-
R1830	55	42	13	7	6	81	72	9	7	2
R2000	-	-	-	-	-	5	4	1	-	1
R2600	1	1	-	-	-	14	9	5	1	4
R2800	307	256	51	42	9	283	252	31	20	11
R3350	-	-	-	-	-	176	158	18	15	3
R4360	55	40	15	10	5	104	90	14	12	2
AIR NATIONAL GUARD -										
TOTAL	2,675	2,025	650	431	219	2,828	2,132	696	440	256
Jet - Total	1,956	1,467	489	299	190	2,088	1,579	509	308	201
J33	700	520	180	93	87	735	583	152	57	95
J35	478	377	101	75	26	508	391	117	89	28
J47	511	364	147	96	51	476	339	137	87	50
J48	46	31	15	8	7	62	50	12	7	5
J49	-	-	-	-	-	2	2	-	-	-
J65	221	175	46	27	19	305	214	91	68	23
Reciprocating - Total	719	558	161	132	29	740	553	187	132	55
O470	-	-	-	-	-	1	-	1	1	-
R985	85	65	20	19	1	101	73	28	23	5
R1300	16	10	6	3	3	30	23	7	5	2
R1340	35	23	12	12	-	15	13	2	1	1
R1820	34	26	8	7	1	40	31	9	7	2
R1830	164	101	63	53	10	188	125	63	49	14
R2600	39	32	7	2	5	64	44	20	11	9
R2800	267	231	36	31	5	273	217	56	34	22
V1650	79	70	9	5	4	28	27	1	1	-
MILITARY ASSISTANCE -										
PROGRAM - TOTAL	1,121	151	970	149	821	1,394	400	994	233	761
Jet - Total	1,050	143	907	27	810	1,263	318	945	185	760
J33	119	69	50	37	13	40	21	19	18	1
J35	842	11	831	34	797	911	112	799	40	759
J47	59	38	21	21	-	89	57	32	32	-
J57	-	-	-	-	-	2	2	-	-	-
J65	30	25	5	5	-	219	124	95	95	-
J71	-	-	-	-	-	2	2	-	-	-

TABLE 67 - WORLD-WIDE INVENTORY AND STATUS OF USAF AIRCRAFT ENGINES
BY RECIPIENT, BY TYPE AND MODEL - FISCAL YEAR 1957 (CONTINUED)

(For comparative purposes to the previous fiscal year table, see Table 63, SD FY 56)

TYPE AND MODEL	31 DECEMBER 1956					30 JUNE 1957				
	Total	Total Installed	UNINSTALLED			Total	Total Installed	UNINSTALLED		
			Total	Service- able	Repar- able			Total	Service- able	Repar- able
<u>Reciprocating - Total</u>	<u>71</u>	<u>8</u>	<u>63</u>	<u>52</u>	<u>11</u>	<u>131</u>	<u>82</u>	<u>49</u>	<u>48</u>	<u>1</u>
O205	3	-	3	2	1	-	-	-	-	-
R985	-	-	-	-	-	7	-	7	7	-
R1300	-	-	-	-	-	1	1	-	-	-
R1340	54	-	54	45	9	93	76	17	17	-
R1830	12	6	6	5	1	2	2	-	-	-
R2800	2	2	-	-	-	16	2	14	13	1
R3350	-	-	-	-	-	2	1	1	1	-
R4360	-	-	-	-	-	10	-	10	10	-
<u>ARMY - TOTAL</u>	<u>394</u>	<u>30</u>	<u>364</u>	<u>315</u>	<u>49</u>	<u>356</u>	<u>25</u>	<u>331</u>	<u>305</u>	<u>26</u>
<u>Jet - Total</u>	-	-	-	-	-	<u>1</u>	<u>1</u>	-	-	-
J47	-	-	-	-	-	1	1	-	-	-
<u>Reciprocating - Total</u>	<u>394</u>	<u>30</u>	<u>364</u>	<u>315</u>	<u>49</u>	<u>355</u>	<u>24</u>	<u>331</u>	<u>305</u>	<u>26</u>
O335	21	2	19	17	2	40	2	38	35	3
O435	10	-	10	9	1	13	1	12	2	10
O470	46	3	43	32	11	18	3	15	6	9
O480	1	-	1	1	-	-	-	-	-	-
R985	10	4	6	6	-	7	4	3	3	-
R1300	5	1	4	4	-	30	3	27	26	1
R1340	2	1	1	1	1	2	1	1	1	-
R1820	299	19	280	246	34	242	8	234	232	2
R1830	-	-	-	-	-	1	-	1	-	1
R2800	-	-	-	-	-	1	1	-	-	-
R4360	-	-	-	-	-	1	1	-	-	-
<u>GOVERNMENT FURNISHED - PROPERTY - TOTAL</u>	<u>11,008</u>	<u>4,683</u>	<u>6,325</u>	<u>2,692</u>	<u>3,633</u>	<u>8,807</u>	<u>4,263</u>	<u>4,544</u>	<u>2,194</u>	<u>2,350</u>
<u>Jet - Total</u>	<u>7,362</u>	<u>3,560</u>	<u>3,802</u>	<u>1,888</u>	<u>1,914</u>	<u>5,400</u>	<u>2,719</u>	<u>2,681</u>	<u>1,479</u>	<u>1,202</u>
J30	5	-	5	-	5	7	-	7	2	5
J33	1,163	314	849	94	755	867	583	284	65	219
J35	208	36	172	54	118	385	66	319	232	87
J44	4	1	3	2	1	-	-	-	-	-
J47	4,924	2,781	2,143	1,269	874	3,173	1,704	1,469	790	679
J48	180	10	170	88	82	216	61	155	62	93
J55	-	-	-	-	-	4	-	4	4	-
J56	-	-	-	-	-	1	-	1	1	-
J57	562	269	293	258	35	454	170	284	240	44
J65	124	98	26	25	1	65	28	37	6	31
J69	81	15	66	43	23	61	29	32	21	11
J71	14	8	6	2	4	30	10	20	19	1
J73	42	24	18	12	6	91	65	26	15	11
J75	8	-	8	5	3	13	2	11	10	1
J79	29	2	27	20	7	29	1	28	8	20
J81	18	2	16	16	-	4	-	4	4	-
<u>Turbo-Props - Total</u>	<u>153</u>	<u>12</u>	<u>141</u>	<u>31</u>	<u>108</u>	<u>120</u>	<u>16</u>	<u>104</u>	<u>74</u>	<u>30</u>
T34	39	9	30	23	7	44	5	39	33	6
T49	4	2	2	2	-	10	-	10	1	9
T51	1	1	-	-	-	1	1	-	-	-
T56	109	-	109	8	101	65	10	55	40	15
<u>Reciprocating - Total</u>	<u>3,493</u>	<u>1,111</u>	<u>2,382</u>	<u>771</u>	<u>1,611</u>	<u>3,287</u>	<u>1,528</u>	<u>1,759</u>	<u>641</u>	<u>1,118</u>
C-85	14	14	-	-	-	6	6	-	-	-
O190	1	1	-	-	-	-	-	-	-	-
O335	16	5	11	8	3	14	1	13	8	5
O435	107	28	79	18	61	91	25	66	29	37
O470	456	75	381	126	255	313	52	261	97	164
O480	-	-	-	-	-	2	1	1	-	1

TABLE 67 - WORLD-WIDE INVENTORY AND STATUS OF USAF AIRCRAFT ENGINES
BY RECIPIENT, BY TYPE AND MODEL - FISCAL YEAR 1957 (CONTINUED)

(For comparative purposes to the previous fiscal year table, see Table 63, SD FY 56)

TYPE AND MODEL	31 DECEMBER 1956					30 JUNE 1957				
	Total	Total Installed	UNINSTALLED			Total	Total Installed	UNINSTALLED		
			Total	Service- able	Repar- able			Total	Service- able	Repar- able
<u>Reciprocating (Cont'd)</u>										
R975	14	-	14	-	14	19	-	19	9	10
R985	21	15	6	5	1	42	12	30	26	4
R1300	477	114	363	81	282	202	2	200	58	142
R1340	18	-	18	5	13	2	-	2	-	2
R1820	57	51	6	3	3	16	8	8	2	6
R1830	603	29	574	105	469	299	9	290	20	270
R2000	606	73	533	137	396	680	215	465	92	373
R2600	67	34	33	12	21	217	105	112	78	34
R2800	147	61	86	35	51	260	177	83	48	35
R3350	103	58	45	43	2	243	190	53	43	10
R4360	786	553	233	193	40	881	725	156	131	25
<u>GOVERNMENT FURNISHED - AIRCRAFT EQUIPMENT</u>	<u>5,414</u>	<u>2,128</u>	<u>3,286</u>	<u>2,997</u>	<u>289</u>	<u>4,352</u>	<u>1,291</u>	<u>3,068</u>	<u>2,841</u>	<u>227</u>
<u>Jet - Total</u>	<u>4,049</u>	<u>1,369</u>	<u>2,680</u>	<u>2,492</u>	<u>188</u>	<u>3,302</u>	<u>937</u>	<u>2,365</u>	<u>2,227</u>	<u>138</u>
J33	379	60	319	314	5	184	28	156	154	2
J35	30	28	2	2	-	4	3	1	1	-
J47	717	553	164	156	8	222	185	37	33	4
J48	2	1	1	1	-	-	-	-	-	-
J57	1,859	468	1,391	1,369	22	2,142	392	1,750	1,706	44
J65	678	130	548	439	109	307	138	169	156	13
J69	59	7	52	37	15	97	11	86	47	39
J71	260	117	143	130	13	200	153	47	42	5
J73	8	1	7	7	-	7	1	6	6	-
J75	5	1	4	4	-	16	1	15	15	-
J79	44	2	42	27	15	119	23	96	65	31
J81	8	1	7	6	1	4	2	2	2	-
<u>Turbo-Props - Total</u>	<u>444</u>	<u>223</u>	<u>221</u>	<u>183</u>	<u>38</u>	<u>396</u>	<u>156</u>	<u>240</u>	<u>185</u>	<u>55</u>
T34	57	8	49	46	3	39	3	36	35	1
T49	8	-	8	1	7	3	-	3	3	-
T56	379	215	164	136	28	354	153	201	147	54
<u>Reciprocating - Total</u>	<u>921</u>	<u>536</u>	<u>385</u>	<u>322</u>	<u>63</u>	<u>661</u>	<u>196</u>	<u>463</u>	<u>429</u>	<u>34</u>
O335	7	-	7	7	-	29	-	29	29	-
O435	3	2	1	1	-	2	1	1	1	-
O470	184	176	8	8	-	105	-	105	105	-
O480	3	-	3	1	2	14	-	14	9	5
R985	5	5	-	-	-	30	30	-	-	-
R1300	211	159	52	45	7	72	17	55	53	2
R1820	112	50	62	52	10	157	51	106	99	7
R1830	3	2	1	1	-	7	4	3	3	-
R2000	37	3	34	32	2	7	6	1	1	-
R2600	5	5	-	-	-	10	10	-	-	-
R2800	208	91	117	97	20	160	61	99	88	11
R3350	122	23	99	77	22	65	15	50	41	9
R4360	21	20	1	1	-	3	3	-	-	-
<u>BAILMENT - TOTAL</u>	<u>-</u>	<u>-</u>	<u>-</u>	<u>-</u>	<u>-</u>	<u>250</u>	<u>155</u>	<u>95</u>	<u>66</u>	<u>29</u>
<u>Jet - Total</u>	<u>-</u>	<u>-</u>	<u>-</u>	<u>-</u>	<u>-</u>	<u>171</u>	<u>92</u>	<u>79</u>	<u>52</u>	<u>24</u>
J33	-	-	-	-	-	22	16	6	3	3
J35	-	-	-	-	-	10	7	3	3	-
J44	-	-	-	-	-	10	7	3	3	-
J47	-	-	-	-	-	54	34	20	14	6
J48	-	-	-	-	-	7	4	3	3	-
J57	-	-	-	-	-	17	4	13	13	-
J65	-	-	-	-	-	11	8	3	2	1
J69	-	-	-	-	-	11	4	7	3	4
J71	-	-	-	-	-	6	5	1	1	-
J73	-	-	-	-	-	6	-	6	6	-

TABLE 67 - WORLD-WIDE INVENTORY AND STATUS OF USAF AIRCRAFT ENGINES
BY RECIPIENT, BY TYPE AND MODEL - FISCAL YEAR 1957 (CONTINUED)


(For comparative purposes to the previous fiscal year table, see Table 63, SD FY 56)

TYPE AND MODEL	31 DECEMBER 1956					30 JUNE 1957				
	Total	Total Installed	UNINSTALLED			Total	Total Installed	UNINSTALLED		
			Total	Service- able	Repar- able			Total	Service- able	Repar- able
<u>BALANCEMENT (Cont'd)</u>										
<u>Jet - Total (Cont'd)</u>										
J75	-	-	-	-	-	1	-	1	1	-
J79	-	-	-	-	-	8	-	8	1	7
J81	-	-	-	-	-	8	3	5	2	3
<u>Turbo-Props - Total</u>	-	-	-	-	-	2	8	1	1	-
T34	-	-	-	-	-	1	-	1	1	-
T56	-	-	-	-	-	8	8	-	-	-
<u>Reciprocating - Total</u>	-	-	-	-	-	70	55	15	10	5
O435	-	-	-	-	-	4	4	-	-	-
O470	-	-	-	-	-	1	1	-	-	-
R1300	-	-	-	-	-	1	1	-	-	-
R1340	-	-	-	-	-	1	1	-	-	-
R1820	-	-	-	-	-	9	9	-	-	-
R1830	-	-	-	-	-	6	5	1	1	-
R2000	-	-	-	-	-	1	1	-	-	-
R2600	-	-	-	-	-	3	2	1	-	1
R2800	-	-	-	-	-	8	6	2	2	-
R3350	-	-	-	-	-	10	1	9	6	3
R4360	-	-	-	-	-	26	24	2	1	1
<u>UNASSIGNED - TOTAL</u>	258	115	143	42	101	-	-	-	-	-
<u>Jet - Total</u>	158	70	88	2	79	-	-	-	-	-
J33	14	14	-	-	-	-	-	-	-	-
J35	22	15	7	4	3	-	-	-	-	-
J47	91	32	59	2	57	-	-	-	-	-
J57	4	1	3	1	2	-	-	-	-	-
J65	14	8	6	2	4	-	-	-	-	-
J73	13	-	13	-	13	-	-	-	-	-
<u>Reciprocating - Total</u>	100	45	55	33	22	-	-	-	-	-
R985	1	1	-	-	-	-	-	-	-	-
R1820	2	1	1	-	1	-	-	-	-	-
R1830	8	7	1	-	1	-	-	-	-	-
R2000	2	-	2	2	-	-	-	-	-	-
R2600	2	2	-	-	-	-	-	-	-	-
R2800	68	30	38	20	18	-	-	-	-	-
R3350	3	1	2	2	-	-	-	-	-	-
R4360	14	3	11	9	2	-	-	-	-	-

SOURCE: Materiel Statistics Division, Directorate of Statistical Services, DCS/Comptroller.

Aviation Fuel & Oil

PART VI



AVIATION FUEL AND OIL

The information contained in this section summarizes USAF aviation fuel and oil, world-wide, for Fiscal Year 1957.

The data shown in the following tables include fuel and oil inventories, issues and receipts.

DEFINITIONS: The following definitions apply to the terms herein:

AVIATION FUEL - applies to aviation gasoline and jet fuel. Aviation gasoline is graded by octane rating in order - 115/145, 100/130, 91/96 and 80. Jet fuel consists of JP-4 and JP-5 types.

AVIATION OIL - a term which applies to aircraft engine lubricating oil, graded thus - 1120, 1100, 1080, 1065; jet oil - 1015, 1010, 1005; and special jet-7808. It includes reused product for the Fiscal Years 1956 and 1957 only.

INVENTORY - product on hand at base, terminal, and in transit.

IN TRANSIT - product on way to destination. Applies to both overseas and zone of interior.

ISSUES - includes fuel consumption for flying purposes, fuel utilized for other than direct flight operations; i.e., marine equipment, engine block testing, and modification centers. "Issues" is broken down into four types: charge sales (issues to users of USAF, USAF Reserve and Air National Guard Aircraft, and other than aircraft), reimbursable sales to other than USAF Aircraft, issues for cash, and exchange account (Canadian AF or Canadian Navy).

RECEIPT - The increase in inventory caused by receipt of incoming shipment of product.

TABLE 68 - INVENTORY OF USAF AVIATION FUEL
FISCAL YEARS 1955, 1956, AND 1957

LOCATION	BARRELS OF 42 U. S. GALLONS								
	FISCAL YEAR 1957			FISCAL YEAR 1956			FISCAL YEAR 1955		
	Total	Jet	Avgas	Total	Jet	Avgas	Total	Jet	Avgas
<u>WORLD-WIDE - TOTAL . . .</u>	<u>47,079,869</u>	<u>30,557,807</u>	<u>16,522,062</u>	<u>39,187,537</u>	<u>22,303,813</u>	<u>16,883,724</u>	<u>33,183,515</u>	<u>17,308,140</u>	<u>15,875,375</u>
<u>ZONE OF INTERIOR</u>	<u>25,034,572</u>	<u>16,861,521</u>	<u>8,173,051</u>	<u>20,674,799</u>	<u>12,319,431</u>	<u>8,355,368</u>	<u>17,635,069</u>	<u>9,449,968</u>	<u>8,185,101</u>
Base & Modification Center Terminal	5,805,258	3,947,987	1,857,271	5,247,516	3,389,327	1,858,189	4,367,260	2,653,816	1,713,444
In Transit & Pipeline	16,804,398	11,137,191	5,667,207	14,195,804	8,169,237	6,026,567	12,436,148	6,194,129	6,242,019
	2,424,916	1,776,343	648,573	1,231,479	760,867	470,612	831,661	602,023	229,638
<u>OVERSEAS</u>	<u>22,045,297</u>	<u>13,696,286</u>	<u>8,349,011</u>	<u>18,512,738</u>	<u>9,984,382</u>	<u>8,528,356</u>	<u>15,548,446</u>	<u>7,858,172</u>	<u>7,690,274</u>
Base & Modification Center Terminal	8,480,785	5,131,241	3,349,544	8,139,276	4,455,894	3,683,382	6,597,431	3,614,672	2,982,759
In Transit	13,005,356	8,400,218	4,605,138	9,115,108	5,136,699	3,978,409	7,631,591	4,022,993	3,608,598
	559,156	164,827	394,329	1,258,354	391,789	866,565	1,319,424	220,507	1,098,917

SOURCE: Materiel Statistics Division, Directorate of Statistical Services, DCS/Comptroller.

TABLE 69 - BASE ISSUES OF USAF OWNED AVIATION FUEL
FISCAL YEARS 1955, 1956, AND 1957

ISSUED TO	BARRELS OF 42 U. S. GALLONS								
	FISCAL YEAR 1957			FISCAL YEAR 1956			FISCAL YEAR 1955		
	Total	Jet	Avgas	Total	Jet	Avgas	Total	Jet	Avgas
<u>WORLD-WIDE - TOTAL . . .</u>	<u>106,887,254</u>	<u>72,086,560</u>	<u>34,801,394</u>	<u>97,781,774</u>	<u>64,134,742</u>	<u>33,647,032</u>	<u>84,779,878</u>	<u>50,733,666</u>	<u>34,046,212</u>
Aircraft of USAF Commands . . .	91,209,489 ^{a/}	62,545,679	28,663,810	80,845,357	54,685,942	26,159,415	72,682,679 ^{a/}	45,371,772	27,310,907
Other Than Aircraft (Non-Flying)	3,563,365	2,676,971	886,394	4,657,986	3,809,642	848,344	2,338,984	1,739,086	599,898
Aircraft of Reserve Components	4,307,258 ^{a/}	3,559,769	747,489	3,243,371	2,611,002	632,369	2,303,027	1,775,365	527,662
Into-Plane (Base and Others) . .	2,985,706	769,001	2,216,705	2,781,462	709,621	2,071,841	2,353,149	436,413	1,916,736
Cash Issues	14,855	494	14,361	21,720	6,362	15,358	13,444	244	13,200
Other Than USAF (Bulk and/or Reimbursables)	4,342,761	2,511,624	1,831,137	3,756,534	1,827,786	1,928,748	5,088,595	1,410,786	3,677,809
Into-Plane Issues From Contractor Owned Stocks . . .	464,520	23,022	441,498	2,475,344	484,387	1,990,957			

^{a/} Includes Into-Plane Issues from Contractor Owned Stocks for flying.

SOURCE: Materiel Statistics Division, Directorate of Statistical Services, DCS/Comptroller.

TABLE 70 - BASE ISSUES OF USAF AVIATION FUEL, BY RECIPIENT
FISCAL YEAR 1957

RECIPIENT	GRADE OF FUEL (BARRELS OF 42 U. S. GALLONS)					
	TOTAL	JET FUEL	AVGAS			
			TOTAL	115/145	110/130	91/96-80
SUMMARY 1 JULY 1956 - 30 JUNE 1957						
TOTAL NET ISSUES	106,887,954	72,086,560	34,801,394	25,852,850	7,934,821	1,013,723
Aircraft of USAF Commands (Flying)	91,209,489	62,545,679	28,663,810	21,979,496	5,856,493	827,821
Other Than Aircraft (Non-Flying)	3,563,365	2,676,971	886,394	514,382	303,141	68,871
Aircraft of Reserve Components	4,307,258	3,559,769	747,489	116,170	614,511	16,808
Into-Plane (Base and Others)	2,985,706	769,001	2,216,705	1,368,029	762,672	86,004
Cash Issues	14,855	494	14,361	5,113	8,931	317
Sales to Other Than USAF (Bulk)	4,342,761	2,511,624	1,831,137	1,531,765	292,301	7,071
Into-Plane Issues from Cont. Owned Stocks/	464,520	23,022	441,498	337,895	96,772	6,831
1 JULY 1956 - 31 DECEMBER 1956						
USAF CHARGE SALES						
AIRCRAFT OF USAF COMDS (Flying)-TOTAL	46,642,777	31,667,578	14,975,192	11,375,289	3,149,832	450,078
Air Defense Command	4,577,044	3,772,514	804,530	619,118	181,817	3,595
Air Materiel Command	598,535	206,448	392,087	230,992	155,021	6,074
Air Proving Ground Command	231,441	173,668	57,773	14,416	41,543	1,814
Air Research and Dev. Command	638,486	418,454	220,032	94,150	119,021	6,861
Air Training Command	7,899,974	6,148,655	1,751,319	329,861	1,049,617	371,841
Air University	111,268	55,818	55,450	1,107	52,793	1,550
Continental Air Command	200,524	76,698	123,826	14,662	102,194	6,970
Headquarters Command	143,487	19,564	123,923	7,053	112,747	4,123
Military Air Transport Service	3,439,696	278,584	3,161,112	2,870,091	285,081	5,940
Strategic Air Command	18,473,422	14,050,530	4,422,892	4,238,451	179,997	4,944
Tactical Air Command	2,570,341	1,776,900	793,441	677,114	106,243	10,084
USAF Security Service	5,874	81	5,793	2,523	3,223	47
USAF Academy	54,115	37,837	16,278	9,671	6,548	59
Alaskan Air Command	496,417	439,714	56,703	20,190	35,791	722
Air Forces in Europe	2,494,924	2,017,887	477,037	331,272	145,286	479
Caribbean Air Command	14,551	4,710	9,841	470	9,370	1
Far East Air Forces	2,034,652	1,415,152	619,500	440,564	178,898	38
Northeast Air Command	356,310	262,740	93,570	90,035	3,494	41
Joint U. S. Military Group, Spain	266	13	253	18	-	-
Into-Plane from Others	435,035	131,689	303,346	246,000	46,590	10,756
U. S. Flying	583,995	72,509	511,486	490,763	18,163	2,560
Into-Plane from Contractor Owned Stocks	1,282,357	307,413	974,944	646,705	316,660	11,579
Project 572 Devline	63	-	63	63	-	-
OTHER THAN AIRCRAFT (Non-Fly.)-TOTAL	1,683,949	1,255,587	428,362	252,101	139,178	37,083
Marine Equipment	11,338	236	11,102	891	6,124	4,087
Emergency Search and Rescue	1,495	-	1,495	210	563	722
Engine Block Testing	497,448	354,497	142,951	122,613	19,463	875
Inspect and Repair as Necessary (IRAN)	188,739	135,537	53,202	45,449	4,748	3,005
Miscellaneous - USAF	180,104	23,490	156,614	35,611	93,978	27,025
Modification Centers	509,796	449,427	60,369	46,365	13,385	619
Operational Missiles Activities	6,121	5,819	302	206	1	95
New Production Aircraft	285,446	284,756	690	157	528	5
Wright Air Development Center	3,462	1,825	1,637	599	388	650
AIRCRAFT OF RESERVE COMPONENTS-TOTAL	2,132,602	1,731,785	400,817	36,976	353,526	10,315
Air Force Reserves	503,006	267,976	235,030	32,989	193,393	8,548
Air National Guard	1,629,596	1,463,809	165,787	3,987	160,133	1,667
REIMBURSABLE AND EXCHANGE ACCOUNTS						
INTO-PLANE (Base and Others)-TOTAL	1,475,251	409,079	1,066,172	661,677	361,098	43,397
Royal Canadian Air Force or Navy	25,966	9,068	16,898	15,700	1,154	44
Commercial Airlines	400,058	1,387	398,671	109,220	265,604	23,847
Foreign Governments	74,642	51,696	22,946	10,043	12,837	66
Mutual Defense Assistance Program	43,358	29,389	13,969	7,313	6,616	40
U. S. Army	20,932	3,594	17,338	2,820	10,334	4,184
U. S. Marine Corps	80,974	35,183	45,791	27,553	14,396	3,842
U. S. Navy	743,632	214,803	528,829	477,729	40,512	10,588
U. S. Government Agencies	15,835	2,814	13,021	4,392	8,319	310
NACA Modification Centers	1,886	877	1,009	68	571	370
Other Reimbursable Transactions	67,968	60,268	7,700	6,839	755	106
CASH ISSUES - TOTAL	8,743	216	8,527	2,919	5,366	242
SALES TO OTHER THAN USAF (Bulk)-TOTAL	2,016,261	1,238,984	777,277	648,948	123,534	4,795
INTO-PLANE ISSUES FROM CONTRACTOR OWNED STOCKS - TOTAL 1/	196,816	11,347	185,469	134,205	47,683	3,581

TABLE 70 - BASE ISSUES OF USAF AVIATION FUEL, BY RECIPIENT
FISCAL YEAR 1957 (CONTINUED)

RECIPIENT	GRADE OF FUEL (BARRELS OF 42 U. S. GALLONS)					
	TOTAL	JET FUEL	AVGAS			
			TOTAL	115/145	100/130	91/96-80
	1 JANUARY 1957 - 30 JUNE 1957					
<u>USAF CHARGE SALES</u>						
<u>AIRCRAFT OF USAF COMDS (Flying)-TOTAL</u>	<u>44,566,712</u>	<u>30,878,101</u>	<u>13,688,611</u>	<u>10,604,207</u>	<u>2,706,661</u>	<u>377,743</u>
Air Defense Command	4,383,659	3,696,419	687,240	537,405	140,135	9,700
Air Materiel Command	544,231	197,848	346,383	208,652	132,919	4,812
Air Proving Ground Command	242,678	185,932	56,746	14,409	40,283	2,054
Air Research and Dev. Command	745,955	528,395	217,560	96,690	115,536	5,334
Air Training Command	7,141,222	5,635,871	1,505,351	366,490	830,345	308,516
Air University	103,619	51,747	51,872	1,363	49,198	1,311
Continental Air Command	164,120	50,862	113,258	34,616	73,528	5,114
Headquarters Command	128,246	17,680	110,566	6,792	99,936	3,838
Military Air Transport Service	3,260,698	241,355	3,019,343	2,766,557	247,828	4,958
Strategic Air Command	17,412,789	13,687,520	3,725,269	3,562,165	160,075	3,029
Tactical Air Command	2,945,568	2,118,117	827,451	724,038	96,757	6,656
USAF Security Service	5,683	46	5,637	1,811	3,764	62
USAF Academy	63,559	46,199	17,360	9,376	7,942	42
Alaskan Air Command	517,024	466,382	50,642	14,911	34,595	1,136
Air Forces in Europe	2,576,325	2,087,783	488,542	356,742	131,694	106
Caribbean Air Command	12,736	4,157	8,579	1,082	7,479	18
Far East Air Forces	1,784,281	1,289,799	494,482	377,362	117,033	87
Northeast Air Command	133,297	93,673	39,624	38,254	1,359	11
Joint U. S. Military Group, Spain	371	28	343	10	333	-
Into-Plane from Others	292,468	97,187	195,281	142,235	43,167	9,879
U. S. Flying	512,577	95,251	417,326	401,222	13,912	2,192
Into-Plane from Contractor Owned Stocks	1,595,606	285,850	1,309,756	942,025	358,843	8,888
<u>OTHER THAN AIRCRAFT (Non-Fly.)-TOTAL</u>	<u>1,879,416</u>	<u>1,421,384</u>	<u>458,032</u>	<u>262,281</u>	<u>163,963</u>	<u>31,788</u>
Marine Equipment	5,819	-	5,819	1,287	2,145	2,387
Emergency Search and Rescue	2,062	29	2,033	321	351	1,361
Engine Block Testing	524,326	391,400	132,926	121,955	9,971	1,000
Inspect and Repair as Necessary (IRAN)	221,197	167,270	53,927	48,010	4,647	1,270
Miscellaneous - USAF	225,157	30,433	194,724	31,306	137,059	26,359
Modification Centers (AMC & ARDC)	605,139	540,482	64,657	57,939	7,908	-1,190
Operational Missiles Activities	1,909	1,787	122	120	2	-
New Production Aircraft	284,804	284,278	526	14	512	-
Wright Air Development Center	9,003	5,705	3,298	1,329	1,368	601
<u>AIRCRAFT OF RESERVE COMPONENTS-TOTAL</u>	<u>2,174,656</u>	<u>1,827,984</u>	<u>346,672</u>	<u>79,194</u>	<u>260,985</u>	<u>6,493</u>
Air Force Reserves	389,046	172,412	210,634	74,209	137,751	4,674
Air National Guard	1,785,610	1,655,572	130,038	4,985	123,234	1,819
<u>REIMBURSABLE AND EXCHANGE ACCOUNTS</u>						
<u>INTO-PLANE (Base and Others)- TOTAL</u>	<u>1,510,455</u>	<u>359,922</u>	<u>1,150,533</u>	<u>706,352</u>	<u>401,574</u>	<u>42,607</u>
Royal Canadian Air Force or Navy	39,326	11,688	27,638	22,402	5,059	177
Commercial Airlines	504,048	945	503,103	166,368	310,642	26,093
Foreign Governments	107,484	74,379	33,105	20,505	12,555	45
Mutual Defense Assistance Program	28,234	19,195	9,039	4,298	4,720	21
U. S. Army	25,495	4,173	21,322	6,811	10,957	3,554
U. S. Marine Corps	67,915	20,232	47,683	33,857	9,784	4,042
U. S. Navy	655,854	173,793	482,061	436,159	37,701	8,201
U. S. Government Agencies	18,993	6,478	12,515	4,160	8,052	303
NACA Modification Centers	1,281	713	568	49	398	121
Other Reimbursable Transactions	61,825	48,326	13,499	11,743	1,706	50
<u>CASH ISSUES - TOTAL</u>	<u>6,112</u>	<u>278</u>	<u>5,834</u>	<u>2,194</u>	<u>3,565</u>	<u>75</u>
<u>SALES TO OTHER THAN USAF (Bulk)-TOTAL</u>	<u>2,326,500</u>	<u>1,272,640</u>	<u>1,053,860</u>	<u>882,817</u>	<u>168,767</u>	<u>2,276</u>
<u>INTO-PLANE ISSUES FROM CONTRACTOR OWNED STOCKS - TOTAL 1/</u>	<u>267,704</u>	<u>11,675</u>	<u>256,029</u>	<u>203,690</u>	<u>49,089</u>	<u>3,250</u>

1/ Excludes issues to aircraft of USAF commands and reserve components.

SOURCE: Materiel Statistics Division, Directorate of Statistical Services, DCS/Comptroller.

TABLE 71 - AVIATION FUEL RECEIPTS FROM INDUSTRY
FISCAL YEAR 1957

TYPE	BARRELS OF 42 U. S. GALLONS					
	TOTAL	JET FUEL	AVGAS			
			TOTAL	115/145	100/130	91/96-80
<u>GRAND TOTAL</u>	<u>121,595,348</u>	<u>83,504,486</u>	<u>38,090,862</u>	<u>29,404,413</u>	<u>7,677,295</u>	<u>1,009,154</u>
Bulk	110,289,036	81,395,869	28,893,167	21,258,694	6,682,991	951,482
Into-Plane from Industry	3,476,486	670,486	2,806,000	1,965,911	806,771	33,318
Bulk and Into Plane from Others	7,829,826	1,438,131	6,391,695	6,179,808	187,533	24,354

SOURCE: Materiel Statistics Division, Directorate of Statistical Services, DCS/Comptroller

TABLE 72 - WORLD-WIDE USAF AVIATION FUEL INVENTORY, BY AREA
SEMI-ANNUAL - FISCAL YEAR 1957

AREA	BARRELS OF 42 U. S. GALLONS					
	TOTAL	JET FUEL	AVGAS			
			TOTAL	115/145	100/130	91/96-80
AS OF 31 DECEMBER 1956						
<u>WORLD-WIDE - TOTAL</u>	<u>43,313,599</u>	<u>26,497,747</u>	<u>16,815,852</u>	<u>14,758,257</u>	<u>1,948,070</u>	<u>109,525</u>
<u>ZONE OF INTERIOR</u>						
In Place	22,550,578	13,954,358	8,596,220	7,183,685	1,307,421	105,114
In Transit	1,117,081	862,540	254,541	180,502	73,476	563
<u>OVERSEAS</u>						
In Place	19,000,688	11,406,059	7,594,629	7,023,608	567,173	3,848
In Transit	645,252	274,790	370,462	370,462	-	-
<u>OVERSEAS IN PLACE</u>						
Alaska	999,882	704,236	295,646	193,205	100,870	1,571
Northeast	3,664,340	2,224,815	1,439,525	1,431,013	8,512	-
Atlantic	1,372,138	455,896	916,242	915,874	-	368
Europe	1,479,330	972,365	506,965	474,310	32,508	147
North Africa-Mid East	2,231,604	1,525,798	705,806	705,214	497	95
United Kingdom	3,659,332	2,851,006	808,326	800,763	7,298	265
Far East	4,217,046	2,349,129	1,867,917	1,511,769	354,918	1,230
Pacific	982,971	244,863	738,108	737,711	235	162
Caribbean	344,518	44,482	300,036	237,691	62,335	10
Spain	49,527	33,469	16,058	16,058	-	-
AS OF 30 JUNE 1957						
<u>WORLD-WIDE - TOTAL</u>	<u>47,079,869</u>	<u>30,557,807</u>	<u>16,522,062</u>	<u>14,881,475</u>	<u>1,541,802</u>	<u>98,785</u>
<u>ZONE OF INTERIOR</u>						
In Place	22,609,656	15,085,178	7,524,478	6,477,507	960,215	86,756
In Transit	2,424,916	1,776,343	648,573	618,626	27,612	2,335
<u>OVERSEAS</u>						
In Place	21,486,141	13,531,459	7,954,682	7,485,475	465,257	3,950
In Transit	599,156	164,827	394,329	299,867	88,718	5,744
<u>OVERSEAS IN PLACE</u>						
Alaska	1,011,726	654,311	357,415	307,739	47,863	1,813
Northeast	3,018,137	2,036,144	981,993	973,889	8,104	-
Atlantic	1,686,358	650,650	1,035,708	1,035,191	-	517
Europe	2,279,265	1,680,046	599,219	541,926	56,747	546
North Africa-Mid East	2,304,424	1,589,511	714,913	713,968	852	93
United Kingdom	4,005,773	3,167,632	838,141	829,667	8,474	-
Far East	5,048,520	2,813,435	2,235,085	1,958,297	275,933	855
Pacific	991,166	283,308	707,858	707,475	290	93
Caribbean	382,382	38,379	344,003	276,976	66,994	33
Spain	758,390	618,043	140,347	140,347	-	-

SOURCE: Materiel Statistics Division, Directorate of Statistical Services, DCS/Comptroller

**TABLE 73 - SUMMARY OF USAF AVIATION OIL INVENTORIES
FISCAL YEARS 1955, 1956, AND 1957**

LOCATION	BARRELS OF 42 U.S. GALLONS											
	FISCAL YEAR 1957				FISCAL YEAR 1956				FISCAL YEAR 1955			
	Total	Avoil	Jet Oil	Special Jet 7808	Total	Avoil	Jet Oil	Special Jet 7808	Total	Avoil	Jet Oil	Special Jet 7808
WORLD-WIDE - TOTAL . . .	<u>316,956</u>	<u>262,723</u>	<u>44,609</u>	<u>9,624</u>	<u>269,504</u>	<u>221,840</u>	<u>43,874</u>	<u>3,790</u>	<u>240,245</u>	<u>190,892</u>	<u>46,629</u>	<u>2,724</u>
OVERSEAS												
Base and Modification Centers	97,861	81,345	13,912	2,604	91,503	75,833	14,568	1,102	81,565	69,650	11,336	579
Terminal	74,863	62,782	10,899	1,182	81,172	65,840	14,711	621	77,312	58,232	18,114	966
In Transit	21,396	19,533	1,162	701	10,636	10,183	164	289	12,382	12,197	180	5
ZONE OF INTERIOR												
Base and Modification Centers	118,268	97,027	16,109	5,132	83,482	69,877	11,858	1,747	65,848	49,983	14,797	1,068
Terminal	-	-	-	-	2,711	107	2,573	31	3,138	830	2,202	106
In Transit	4,568	2,036	2,527	5	-	-	-	-	-	-	-	-

SOURCE: Materiel Statistics Division, Directorate of Statistical Services, DCS/Comptroller.

**TABLE 74 - SUMMARY OF BASE ISSUES OF USAF AVIATION OIL
FISCAL YEARS 1955, 1956, AND 1957**

LOCATION	BARRELS OF 42 U.S. GALLONS											
	FISCAL YEAR 1957				FISCAL YEAR 1956				FISCAL YEAR 1955			
	Total	Avoil	Jet Oil	Special Jet 7808	Total	Avoil	Jet Oil	Special Jet 7808	Total	Avoil	Jet Oil	Special Jet 7808
WORLD-WIDE - TOTAL	<u>504,385</u>	<u>469,898</u>	<u>25,138</u>	<u>9,349</u>	<u>485,496</u>	<u>452,739</u>	<u>26,700</u>	<u>6,057</u>	<u>514,461</u>	<u>468,536</u>	<u>43,886</u>	<u>2,039</u>
USAF CHARGE SALES												
Zone of Interior	354,381	327,571	19,821	6,989	324,770	298,585	21,288	4,897	396,412	356,051	38,501	1,860
Overseas	107,064	100,436	4,689	1,939	103,363	97,482	4,867	1,014	118,049	112,485	5,385	179
REIMBURSABLE AND EXCHANGE ACCOUNTING	42,940	41,891	628	421	57,363	56,672	545	146	-	-	-	-

NOTE: Issues to the USAF Charge Sales and Reimbursables for the Fiscal Year 1955 are included in the Overseas and Zone of Interior totals.

SOURCE: Materiel Statistics Division, Directorate of Statistical Services, DCS/Comptroller.

TABLE 75 - WORLD-WIDE USAF AVIATION OIL INVENTORY
SEMI-ANNUAL, FISCAL YEAR 1957

LOCATION	BARRELS OF 42 U. S. GALLONS							
	Total	Avoil	Jet Oil	Special Jet 7808	Total	Avoil	Jet Oil	Special Jet 7808
	AS OF 31 DECEMBER 1956				AS OF 30 JUNE 1957			
<u>WORLD-WIDE - TOTAL</u>	<u>297,957</u>	<u>247,344</u>	<u>43,914</u>	<u>6,699</u>	<u>316,956</u>	<u>262,723</u>	<u>44,609</u>	<u>9,624</u>
<u>OVERSEAS</u>	<u>191,206</u>	<u>160,444</u>	<u>27,282</u>	<u>3,480</u>	<u>194,120</u>	<u>163,660</u>	<u>25,973</u>	<u>4,487</u>
Base	101,329	84,554	14,823	1,952	97,822	81,306	13,912	2,604
Terminal	84,566	71,257	12,361	948	74,863	62,782	10,899	1,182
Modification Centers	23	23	-	-	39	39	-	-
In Transit	5,288	4,610	98	580	21,396	19,533	1,162	701
<u>ZONE OF INTERIOR</u>	<u>106,751</u>	<u>86,900</u>	<u>16,632</u>	<u>3,219</u>	<u>122,836</u>	<u>99,063</u>	<u>18,636</u>	<u>5,137</u>
Base	100,248	83,168	14,651	2,429	116,438	96,074	15,794	4,570
Terminal	4,551	2,824	1,445	282	-	-	-	-
Modification Centers	1,952	908	536	508	1,830	953	315	562
In Transit	-	-	-	-	4,568	2,036	2,527	5

SOURCE: Materiel Statistics Division, Directorate of Statistical Services, DCS/Comptroller.

TABLE 76 - SUMMARY OF BASE ISSUES OF USAF AVIATION OIL
FISCAL YEAR 1957

RECIPIENT	BARRELS OF 42 U. S. GALLONS			
	Total	Avoil	Jet Oil	Special Jet 7808
<u>WORLD-WIDE - TOTAL</u>	<u>504,385</u>	<u>469,898</u>	<u>25,138</u>	<u>9,349</u>
<u>ISSUED TO</u>				
<u>USAF CHARGE SALES</u>				
Aircraft of USAF Commands (Flying)	402,785	379,356	17,018	6,411
Other Than Aircraft (Non-Flying)	42,663	34,054	6,288	2,321
Aircraft of Reserve Components	15,997	14,597	1,204	196
<u>REIMBURSABLE AND EXCHANGE ACCOUNTS</u>				
Into-Plane (Base to Others)	21,776	21,571	83	122
Into-Plane to Others (Excluding base)	1,308	1,299	6	3
Cash Issues	112	112	-	-
Bulk Sales to Other Than USAF	14,988	14,158	534	296
Into-Plane from Contractor-owned Stocks	4,756	4,751	5	-

SOURCE: Materiel Statistics Division, Directorate of Statistical Services, DCS/Comptroller.

TABLE 77 - AVIATION OIL RECEIPTS FROM INDUSTRY AND OTHERS
FISCAL YEAR 1957

RECIPIENT	BARRELS OF 42 U. S. GALLONS			
	Total	Avoil	Jet Oil	Special Jet 7808
<u>TOTAL</u>	<u>542,779</u>	<u>500,657</u>	<u>24,397</u>	<u>17,725</u>
Bulk from Industry	486,516	445,643	23,159	17,714
Into-Plane from Industry	31,917	31,737	179	1
Bulk and Into-Plane from Others	24,346	23,277	1,059	10

SOURCE: Materiel Statistics Division, Directorate of Statistical Services, DCS/Comptroller.






Vehicles



PART VII



VEHICLES
PREFACE AND DEFINITIONS

The tables included in this section provide summary data on the status of the USAF World-Wide Vehicle Inventory. Air Force Regulation 77-1, and Air Force Manual 171-5, Volume II, constitute the basic authority for the system.

BASE STOCK. Vehicles on the property account of the base supply officer.

DEPOT STOCK. Vehicles in a depot for depot repair or storage (includes vehicles at commercial storage sites).

EXCESS TO INDIVIDUAL ORGANIZATIONS. Vehicles in excess to requirements of the individual responsible organizations.

INTRANSIT. Vehicles enroute from the manufacturer to a command, or from one command to another.

IN-USE. Vehicles assigned for use.

MOBILIZATION RESERVE AND SPECIAL PROJECTS. Vehicles committed to AF-GEN-1-50-OPR (SEA WEED, BIG TOP, and NIGHT LIFE) and other special projects.

UNECONOMICALLY REPARABLE. Vehicles which are uneconomically reparable in accordance with TO 3GA-1-70 (Maximum Repair Allowance for USAF Vehicles).

UNREPORTED STATUS. Vehicles which have been incorrectly reported; i.e., one of the above terms has not been used to correctly identify the status of the vehicle.

INDIGENOUS. Refers to off-shore procurement and occupation cost acquired vehicles.

~~CONFIDENTIAL~~

TABLE 78 - USAF VEHICLE INVENTORY BY MAJOR AIR COMMAND, AS OF 30 JUNE 1957

156

Command	Total	In-Use	Base Account			Excess to Indiv. Org.	Mob Reserve and Special Projects	Depot Account			Intransit	Unre-ported Status	Indig. ^{2/}
			Serv., Rep.	Pending ^{1/} Reassign.	Unecon. Rep.			Serv.	Rep.	Unecon. Rep.			
TOTAL	190,829	132,227	3,498	3,747	1,433	4,115	16,579	17,886	3,445	75	7,693	131	9,845
Alaskan Air	4,213	2,987	346	31	22	29	761	9	-	-	28	-	-
Air Force Academy	169	92	-	1	-	-	75	-	-	-	1	-	-
Air Defense	10,056	9,051	258	351	60	121	20	2	1	-	130	62	-
Air Finance Center	13	13	-	-	-	-	-	-	-	-	-	-	-
Air Materiel	55,470	20,446	820	547 ^{a/}	579	1,375	7,012	17,412	3,014	56	4,182	27	427
Air Proving Ground	1,606	1,477	1	26	4	2	86	-	-	-	8	2	-
Air Research and Development	4,041	3,825	20	21	23	49	43	-	-	-	58	2	-
Air Training	13,184	12,287	233	135	141	37	-	-	-	-	347	4	-
Air University	862	806	18	4	15	4	-	-	-	-	15	-	-
Caribbean Air	436	406	1	-	18	-	11	-	-	-	-	-	-
Civil Air Patrol	94	81	1	-	-	-	-	-	-	-	12	-	-
Continental Air	2,277	2,166	17	16 ^{b/}	29	23	-	1	-	1	24	-	-
Far East Air Forces	17,620	14,861	389	698	60	540	129	157	390	5	388	3	-
Headquarters	1,410	1,243	-	-	28	2	23	-	-	1	111	2	-
JMS (16th Air Force)	1,029	559	3	65	-	3	372	15	-	-	12	-	8
Military Air Transport Service	7,296	6,254	20	9	56	33	765	-	-	-	159	-	61
Northeast Air ^{3/}	33	-	-	-	-	-	-	-	-	-	33	-	-
Strategic Air	30,391	24,049	631	694 ^{c/}	257	245	3,375	1	7	10	1,119	3	268
Tactical Air	10,323	9,825	85	91	60	107	6	-	-	-	148	1	-
U. S. Air Forces in Europe	28,574	20,424	655	1,009	81	1,299	3,901	289	33	2	856	25	9,075
USAF Security Service	1,732	1,375	-	49	-	246	-	-	-	-	62	-	6

^{1/}Vehicles in base account being held or required for reassignment in accordance with authorized requirement.

^{2/}"Indigenous" - Off-shore procurement and occupational cost acquired vehicles. These quantities are included in the previous columns of this table.

^{3/}Phasing out.

^{a/}Three of these vehicles are in base account being held for reassignment pending the return of a rotational organization, in Air Materiel Command.

^{b/}One of these vehicles is in base account being held for reassignment pending the return of a rotational organization, in Continental Air Command.

^{c/}One of these vehicles is in base account being held for reassignment pending the return of a rotational organization, in Strategic Air Command.

SOURCE: Materiel Statistics Division, Directorate of Statistical Services, DCS/Comptroller.

~~CONFIDENTIAL~~

TABLE 79 - USAF VEHICLE INVENTORY BY DESIGN, APPLICATION AND USE, AS OF 30 JUNE 1957

Design, Application and Use	Total	In-Use	Base Account			Excess to Indiv. Org.	Mob Reserve and Special Projects	Depot Account			Intransit	Unre- ported Status	Indig ^{2/}
			Serv. Rep.	Pending Reassign ^{1/}	Unecon. Rep.			Serv. Rep.	Rep.	Unecon. Rep.			
TOTAL	190,829	132,227	3,498	3,747^{1/2}	1,433	4,115	16,579	17,886	3,445	75	7,693	131	9,845
Commercial Design													
General Purpose	45,000	40,097	481	727	521	465	916	374	110	5	1,276	28	6,720
Passenger Carrying	16,099	14,417	198	214	215	105	131	122	53	3	624	17	1,740
Trucks	23,884	21,536	221	414	252	318	267	237	47	-	552	10	3,959
Truck Tractors	4,861	4,021	57	62	49	33	518	14	7	2	97	1	1,021
Trailers and Semi-trailers	-	-	-	-	-	-	-	-	-	-	-	-	-
Other	156	123	5	7	5	9	-	1	3	-	3	-	-
Special Purpose	4,339	3,656	97	73	36	68	148	102	30	1	124	4	348
Trucks	1,607	1,418	34	19	19	25	12	25	6	1	48	-	174
Truck Tractors	-	-	-	-	-	-	-	-	-	-	-	-	-
Semi-trailers	-	-	-	-	-	-	-	-	-	-	-	-	-
Trailers	2	1	1	-	-	-	-	-	-	-	-	-	-
Aircraft Towing Tractors	-	-	-	-	-	-	-	-	-	-	-	-	-
Sweepers	1,826	1,490	37	29	12	31	112	38	17	-	57	3	125
Snowplows	896	739	25	25	5	12	24	39	7	-	19	1	49
Other	8	8	-	-	-	-	-	-	-	-	-	-	-
Construction and Base Maintenance Equipment	12,538	7,830	318	253	121	406	543	2,042	256	-	756	13	203
Crane Shovels	1,462	1,004	31	28	10	34	113	103	33	-	99	7	30
Tractors	4,920	3,397	109	75	59	105	166	672	88	-	247	2	128
Loaders	263	164	7	13	1	41	2	18	4	-	13	-	-
Road Maintenance Equipment	2,901	1,728	84	73	23	82	151	465	55	-	239	1	39
Compressors	184	87	3	7	3	7	8	30	15	-	23	1	-
Mixing and Paving Equipment	730	369	19	12	8	27	50	185	13	-	47	-	-
Rock Crushing Equipment	97	25	13	1	-	6	4	38	3	-	7	-	-
Other	1,981	1,056	52	44	17	104	49	531	45	-	81	2	6
Materials Handling Equipment	19,457	15,759	383	332	330	364	762	574	457	40	445	11	160
Tractor, Wheeled	8,346	6,946	92	97	146	100	519	139	99	13	192	3	153
Truck, Fixed Platform	63	35	5	-	5	-	-	10	4	-	4	-	-
Truck, Forklift	9,759	7,908	253	216	168	206	238	207	325	26	205	7	7
Truck, Straddle Carry	213	183	5	1	1	6	-	3	8	-	6	-	-
Crane, Truck	1,043	664	25	18	10	50	5	212	19	1	38	1	-
Other	33	23	3	-	-	2	-	3	2	-	-	-	-

TABLE 79 --USAF VEHICLE INVENTORY BY DESIGN, APPLICATION AND USE, AS OF 30 JUNE 1957 (CONTINUED)

Design, Application and Use	Total	In-Use	Base Account			Excess to Indiv. Org.	Mob Reserve and Special Projects	Depot Account			Intransit	Unre- ported Status	Indig ^{2/}
			Serv., Rep.	Pending ^{1/} Reassign-	Unecon. Rep.			Serv.	Rep.	Unecon. Rep.			
<u>Military Design</u>													
General Purpose	70,820	40,169	1,479	1,418	202	1,823	10,156	11,174	1,523	15	2,815	46	694
Passenger Carrying	1,755	1,243	21	39	1	15	249	78	23	-	85	1	-
Trucks	33,762	18,898	627	644	68	674	5,337	5,465	736	8	1,286	19	105
Truck Tractors	5,291	3,225	60	110	27	126	1,229	148	71	3	291	1	375
Semi-trailers	6,084	3,800	70	141	24	126	317	1,073	277	1	251	4	59
Trailers	21,101	11,962	609	396	71	689	2,723	3,556	351	2	722	20	113
Other	2,827	1,041	92	88	11	193	301	854	65	1	180	1	42
<u>Special Purpose</u>	<u>32,640</u>	<u>21,461</u>	<u>667</u>	<u>725</u>	<u>179</u>	<u>840</u>	<u>3,231</u>	<u>2,949</u>	<u>945</u>	<u>14</u>	<u>1,604</u>	<u>25</u>	<u>742</u>
Trucks	9,606	6,563	174	143	78	203	668	800	421	10	541	5	98
Truck Tractors	705	503	13	6	-	13	67	64	21	-	18	-	-
Semi-trailers	7,861	5,510	131	210	65	168	1,072	227	140	-	332	6	637
Trailers	11,272	6,641	284	238	26	375	1,143	1,686	291	2	576	10	7
Aircraft Towing Tractors	1,687	1,251	39	43	2	19	231	13	39	-	46	4	-
Sweepers	-	-	-	-	-	-	-	-	-	-	-	-	-
Snowplows	-	-	-	-	-	-	-	-	-	-	-	-	-
Other	1,509	993	26	85	8	62	50	159	33	2	91	-	-
<u>Construction and Base Maintenance Equipment</u>	<u>737</u>	<u>462</u>	<u>4</u>	<u>6</u>	<u>-</u>	<u>2</u>	<u>61</u>	<u>134</u>	<u>10</u>	<u>-</u>	<u>55</u>	<u>-</u>	<u>-</u>
<u>Completely Unidentifiable</u>	<u>5,298</u>	<u>2,793</u>	<u>69</u>	<u>213</u>	<u>44</u>	<u>144</u>	<u>762</u>	<u>537</u>	<u>114</u>	<u>-</u>	<u>618</u>	<u>4</u>	<u>978</u>

^{1/}Vehicles in base account being held or required for reassignment in accordance with authorized requirement or pending return of a rotational organization.

^{2/}"Indigenous" - Refers to "Deutschmark" and off-shore procured vehicles. These quantities are included in the previous columns of this table.

^{3/}Five (5) of these are in base account being held for reassignment pending the return of a rotational organization as follows:

- Commercial Design
- Construction and Base Maintenance Equipment . . . 1
- Military Design
- General Purpose 1
- Special Purpose 3

SOURCE: Materiel Statistics Division, Directorate of Statistical Services, DCS/Comptroller.

TABLE 80 - COMMAND USAF VEHICLE INVENTORY BY DESIGN, APPLICATION, AND USE
AS OF 30 JUNE 1957

Design, Application and Use	Total	COMMAND									
		AAC	ACD	ADC	AFFC	AMC	APG	ARD	ATRC	AU	CAC
<u>TOTAL</u>	<u>190,829</u>	<u>4,213</u>	<u>169</u>	<u>10,056</u>	<u>13</u>	<u>55,470</u>	<u>1,606</u>	<u>4,041</u>	<u>13,184</u>	<u>862</u>	<u>436</u>
<u>Commercial Design</u>											
<u>General Purpose</u>	<u>45,000</u>	<u>764</u>	<u>53</u>	<u>3,884</u>	<u>10</u>	<u>6,415</u>	<u>717</u>	<u>1,361</u>	<u>6,877</u>	<u>631</u>	<u>178</u>
Passenger Carrying	16,099	212	31	1,596	5	2,100	144	413	2,724	406	107
Trucks	23,884	526	22	1,903	5	3,494	526	764	3,400	193	62
Truck Tractors	4,861	22	-	381	-	739	47	181	707	32	9
Trailers and Semi-trailers	-	-	-	-	-	-	-	-	-	-	-
Other	156	4	-	4	-	82	-	3	46	-	-
<u>Special Purpose</u>	<u>4,339</u>	<u>213</u>	<u>-</u>	<u>504</u>	<u>-</u>	<u>664</u>	<u>31</u>	<u>122</u>	<u>368</u>	<u>17</u>	<u>5</u>
Trucks	1,607	96	-	124	-	270	18	47	163	9	2
Truck Tractors	-	-	-	-	-	-	-	-	-	-	-
Semi-trailers	-	-	-	-	-	-	-	-	-	-	-
Trailers	2	-	-	-	-	2	-	-	-	-	-
Aircraft Towing Tractors	-	-	-	-	-	-	-	-	-	-	-
Sweepers	1,826	59	-	199	-	278	13	60	171	8	3
Snowplows	896	58	-	181	-	114	-	12	34	-	-
Other	8	-	-	-	-	-	-	3	-	-	-
<u>Construction and Base Maintenance Equipment</u>	<u>12,538</u>	<u>457</u>	<u>12</u>	<u>944</u>	<u>-</u>	<u>4,481</u>	<u>123</u>	<u>338</u>	<u>1,025</u>	<u>61</u>	<u>39</u>
Crane Shovels	1,462	54	1	79	-	491	15	49	95	5	4
Tractors	4,920	169	10	430	-	1,541	61	115	493	32	23
Loaders	263	12	-	31	-	88	3	5	10	-	-
Road Maintenance Equipment	2,901	136	-	227	-	993	22	85	225	7	7
Compressors	184	3	-	9	-	80	-	6	5	1	1
Mixing and Paving Equipment	730	16	-	35	-	341	4	19	39	6	-
Rock Crushing Equipment	97	6	-	14	-	52	-	3	-	-	-
Other	1,981	61	1	119	-	895	18	56	158	10	4
<u>Materials Handling Equipment</u>	<u>19,457</u>	<u>337</u>	<u>27</u>	<u>1,181</u>	<u>3</u>	<u>8,474</u>	<u>132</u>	<u>512</u>	<u>1,184</u>	<u>44</u>	<u>42</u>
Tractor, Warehouse	8,346	108	10	567	-	2,754	69	203	726	25	19
Truck, Fixed Platform	63	-	-	1	-	61	-	-	-	-	-
Truck, Forklift	9,759	222	17	478	3	5,113	54	271	386	18	23
Truck, Straddle Carry	213	-	-	-	-	68	1	3	3	-	-
Crane, Truck	1,043	7	-	133	-	450	8	35	68	1	-
Other	33	-	-	2	-	28	-	-	1	-	-

TABLE 80 -- COMMAND USAF VEHICLE INVENTORY BY DESIGN, APPLICATION, AND USE
AS OF 30 JUNE 1957 (CONTINUED)

Design, Application and Use	COMMAND										
	CAP	CONAC	FEAF	HQC	JMS	MATS	NEAC	SAC	TAC	USAF	USS
<u>TOTAL</u>	<u>94</u>	<u>2,277</u>	<u>17,620</u>	<u>1,410</u>	<u>1,029</u>	<u>7,296</u>	<u>33</u>	<u>30,391</u>	<u>10,323</u>	<u>28,574</u>	<u>1,732</u>
<u>Commercial Design</u>											
<u>General Purpose</u>	<u>80</u>	<u>1,176</u>	<u>1,394</u>	<u>1,090</u>	<u>291</u>	<u>1,895</u>	<u>1</u>	<u>8,457</u>	<u>2,136</u>	<u>7,580</u>	<u>10</u>
Passenger Carrying	78	371	963	910	126	513	1	2,627	517	2,254	1
Trucks	2	679	279	150	153	1,211	-	4,995	1,265	4,246	9
Truck Tractors	-	126	152	28	12	171	-	820	354	1,080	-
Trailers and Semi-trailers	-	-	-	-	-	-	-	-	-	-	-
Other	-	-	-	2	-	-	-	15	-	-	-
<u>Special Purpose</u>	<u>-</u>	<u>88</u>	<u>244</u>	<u>20</u>	<u>19</u>	<u>216</u>	<u>1</u>	<u>1,122</u>	<u>233</u>	<u>462</u>	<u>10</u>
Trucks	-	29	119	15	2	118	-	290	94	201	10
Truck Tractors	-	-	-	-	-	-	-	-	-	-	-
Trailers and Semi-trailers	-	-	-	-	-	-	-	-	-	-	-
Aircraft Towing Tractors	-	-	-	-	-	-	-	-	-	-	-
Sweepers	-	39	92	2	17	69	-	497	124	195	-
Snowplows	-	20	33	3	-	29	1	330	15	66	-
Other	-	-	-	-	-	-	-	5	-	-	-
<u>Construction and Base Maintenance</u>											
<u>Equipment</u>	<u>-</u>	<u>220</u>	<u>967</u>	<u>29</u>	<u>31</u>	<u>404</u>	<u>5</u>	<u>1,964</u>	<u>584</u>	<u>854</u>	<u>-</u>
Crane Shovels	-	22	124	3	6	55	2	254	68	135	-
Tractors	-	105	339	16	11	157	1	801	279	337	-
Loaders	-	5	15	1	1	7	1	71	10	3	-
Road Maintenance Equipment	-	42	264	3	3	96	-	470	101	220	-
Compressors	-	2	15	-	1	8	-	21	13	19	-
Mixing and Paving Equipment	-	11	64	1	1	24	-	95	19	55	-
Rock Crushing Equipment	-	-	13	-	-	4	-	3	-	2	-
Other	-	33	133	5	8	53	1	249	94	83	-
<u>Materials Handling Equipment</u>	<u>-</u>	<u>195</u>	<u>1,562</u>	<u>58</u>	<u>80</u>	<u>697</u>	<u>1</u>	<u>2,921</u>	<u>677</u>	<u>1,312</u>	<u>18</u>
Tractor, Warehouse	-	101	804	33	41	320	1	1,383	394	787	1
Truck, Fixed Platform	-	-	-	-	-	-	-	-	1	-	-
Truck, Forklift	-	85	714	21	35	341	-	1,248	249	464	17
Truck, Straddle Carry	-	-	-	-	-	-	-	137	-	1	-
Crane, Truck	-	9	43	4	4	35	-	153	33	60	-
Other	-	-	1	-	-	1	-	-	-	-	-

TABLE 80 - COMMAND USAF VEHICLE INVENTORY BY DESIGN, APPLICATION AND USE
AS OF 30 JUNE 1957 (CONTINUED)

Design, Application and Use	COMMAND										
	Total	AAC	ACD	ADC	AFFC	AMC	APG	ARD	ATC	AU	CAC
<u>Military Design</u>											
<u>General Purpose</u>	70,820	1,557	25	1,422	-	24,733	239	696	1,564	29	49
Passenger Carrying	1,755	28	-	149	-	378	7	37	159	7	2
Trucks	33,762	870	4	507	-	11,448	110	271	301	2	15
Truck Tractor	5,291	252	-	97	-	1,024	11	41	85	7	4
Semi-trailers	6,084	91	5	207	-	2,985	34	131	247	9	12
Trailers	21,101	290	15	410	-	7,543	68	186	711	3	15
Other	2,827	26	1	52	-	1,355	9	30	61	1	1
<u>Special Purpose</u>	32,640	820	7	1,795	-	8,608	328	820	2,001	72	35
Trucks	9,606	200	-	470	-	2,788	89	242	683	23	14
Truck Tractor	705	9	-	46	-	222	-	27	55	2	2
Semi-trailers	7,861	187	-	385	-	1,282	67	229	650	26	8
Trailers	11,272	332	5	737	-	3,675	152	238	518	17	11
Aircraft Towing Tractors	1,687	60	-	123	-	301	9	41	39	1	-
Sweepers	-	-	-	-	-	-	-	-	-	-	-
Snowplows	-	-	-	-	-	-	-	-	-	-	-
Other	1,509	32	2	34	-	340	11	43	56	3	-
<u>Construction and Base Maintenance</u>											
<u>Equipment</u>	737	13	-	42	-	244	5	25	67	4	-
<u>Completely Unidentifiable</u>	5,298	52	45	284	-	1,851	31	167	98	4	88
Design, Application and Use	COMMAND										
	CAP	CORAC	FEAF	HQC	JMS	MATS	NEAC	SAC	TAC	USAFB	USS
<u>Military Design</u>											
<u>General Purpose</u>	5	202	10,304	106	444	2,558	19	9,421	3,919	12,238	1,290
Passenger Carrying	-	29	207	4	16	46	-	286	81	319	-
Trucks	5	13	6,685	40	160	1,166	8	3,833	1,540	6,317	467
Truck Tractor	-	22	711	6	92	195	-	898	242	1,334	270
Semi-trailers	-	71	486	14	35	119	-	693	249	692	4
Trailers	-	59	2,059	23	125	981	9	3,484	1,678	3,141	301
Other	-	8	156	19	16	51	2	227	129	435	248
<u>Special Purpose</u>	9	342	2,670	66	150	1,394	5	5,887	2,445	4,792	394
Trucks	9	120	837	17	30	352	1	1,663	591	1,436	41
Truck Tractor	-	17	43	2	-	24	-	83	63	109	1
Semi-trailers	-	102	615	29	70	303	2	1,541	554	1,517	294
Trailers	-	82	902	16	41	590	2	1,736	794	1,366	58
Aircraft Towing Tractors	-	11	100	2	9	103	-	714	86	88	-
Sweepers	-	-	-	-	-	-	-	-	-	-	-
Snowplows	-	-	-	-	-	-	-	-	-	-	-
Other	-	10	173	-	-	22	-	150	357	276	-
<u>Construction and Base Maintenance</u>											
<u>Equipment</u>	-	9	63	2	7	27	1	153	33	42	-
<u>Completely Unidentifiable</u>	-	45	416	39	7	105	-	466	296	1,294	10

SOURCE: Materiel Statistics Division, Directorate of Statistical Services, DCS/Comptroller.

TABLE 81 - DOLLAR VALUE OF USAF VEHICLE INVENTORY BY DESIGN AND APPLICATION
AS OF 31 MARCH 1957

(This is a New Table and Does Not Appear in the Previous Fiscal Year Statistical Digest)

Nomenclature	Replacement Cost (\$'000's)	Percent of Total	Nomenclature	Replacement Cost (\$'000's)	Percent of Total
<u>GRAND TOTAL</u>	<u>1,078,011</u>	<u>100.0</u>			
<u>Commercial Design</u>	<u>366,401</u>	<u>34.0</u>	<u>Materials Handling Equipment</u>	<u>76,530</u>	<u>7.1</u>
<u>General Purpose</u>	<u>125,031</u>	<u>11.6</u>	Tractor, Wheeled	16,990	
Passenger Carrying	37,228		Trucks, Fixed Platform	415	
Trucks	40,772		Trucks, Forklift	42,179	
Truck Tractors	44,918		Trucks, Straddle Carry	2,982	
Semi-trailers	7		Crane, Truck	11,296	
Trailers	3		Other	2,668	
Other	2,103		<u>Other Commercial Not Listed Above</u>	<u>584</u>	<u>0.1</u>
<u>Special Purpose</u>	<u>27,067</u>	<u>2.5</u>	<u>Military Design</u>	<u>711,610</u>	<u>66.0</u>
Trucks	3,959		<u>General Purpose</u>	<u>272,857</u>	<u>25.3</u>
Semi-trailers	-		Passenger Carrying	7,767	
Trailers	270		Trucks	170,487	
Aircraft Towing Tractors	-		Truck Tractor	50,549	
Sweepers	5,747		Semi-trailers	23,009	
Snowplows	14,949		Trailers	13,314	
Other	2,142		Other	7,731	
<u>Construction and Base Maintenance Equipment</u>	<u>137,189</u>	<u>12.7</u>	<u>Special Purpose</u>	<u>428,223</u>	<u>39.7</u>
Crane Shovels	48,548		Trucks	169,981	
Tractors	40,263		Truck Tractors	13,193	
Loaders	2,336		Semi-trailers	119,734	
Road Maintenance Equipment	18,054		Trailers	44,033	
Compressors	3,422		Aircraft Towing Tractors	35,874	
Mixing and Paving Equipment	5,493		Sweepers	-	
Rock Crushing Equipment	5,614		Snowplows	389	
Other	13,459		Other	45,019	
			<u>Construction and Base Maintenance Equipment Not Listed Above</u>	<u>10,054</u>	<u>0.9</u>
			<u>Other Handling Equipment Not Listed Above</u>	<u>476</u>	<u>0.1</u>
			<u>Completely Unidentifiable</u>	<u>a/</u>	<u>a/</u>

a/Replacement cost not computed for 2,099 vehicles (approximately one percent of the USAF Vehicle Inventory) which were unidentifiable by the Vehicle Prime Depot

SOURCE: Materiel Statistics Division, Directorate of Statistical Services, DCS/Comptroller.

*Mobilization
Reserve Materiel*

MOBILIZATION RESERVE
MATERIEL

PART VIII

MOBILIZATION RESERVE MATERIEL

The data on selected items of materiel reserves included in this section are based on information submitted in accordance with Air Force Regulation 67-43, and changes thereto.

The tables provide summary data depicting prestockage of equipment, supplies and war consumables under three AF-GEN sub-projects: PROJECT SEA WEED, PROJECT NIGHT LIFE AND FLY-AWAY KITS, AND PROJECT BIG TOP.

TABLE 82 - PRE-STOCKAGE OF SELECTED ITEMS OF MOBILIZATION RESERVE MATERIEL OVERSEAS
PROJECT SEA WEED

I T E M	UNIT OF MEASURE	QUANTITY IN PLACE	
		15 December 1956	15 June 1957
<u>EQUIPMENT AND SUPPLIES</u>			
Station Sets	Pieces . . .	175,122	136,877
Housekeeping Sets	Pieces . . .	989,091	743,103
Pre-Fab Buildings	Each	2,044	2,000
Plumbing Sets	Each	146	150
Fuel Storage Tanks, 10,000 bbls.	Each	97	121
Landing Mats	Thous Sq Ft.	13,251	3,484
Aircraft Spares, TABLE II	Pieces . . .	82,928	157,517
Airborne Communications Equipment Spares, TABLE XVI	Pieces . . .	17,823	23,526
<u>WAR CONSUMABLES</u>			
In Flight Packets	Each	783,613	941,190
Auxiliary Fuel Tanks	Each	42,175	25,460
Pylon Assemblies	Each	-	2,300
Window Material	Cartons . . .	423,556	461,055
Drop Sondes	Each	1,876	2,170
Drop Kits	Each	187	111
Gaseous Oxygen	Cubic Feet . .	5,322,533	5,190,895
Methyl Alcohol	Gallons . .	4,311,972	5,519,320
De-Icing Fluid		453,275	659,472
Fuel Filter De-Icing Fluid (Ethyl)		20,471	10,031
Kerosene		241,244	397,834
Aircraft Cleaning Compound		72,762	54,889
ATO Racks	Each	2,908	2,229
Airborne Weapons	Each	855	1,244

SOURCE: Materiel Statistics Division, Directorate of Statistical Services, Comptroller

TABLE 83. - PRE-STOCKAGE OF SELECTED ITEMS OF MOBILIZATION RESERVE MATERIEL
IN CONTINENTAL U.S.
PROJECT BIG TOP

I T E M	UNIT OF MEASURE	QUANTITY ON HAND	
		15 December 1956	15 June 1957
Reserve Force Equipment Sets	Pieces . . .	74,233	74,244
Medical Service Assemblages	Pieces . . .	168,437	168,441
<u>SUPPLY TABLES - TOTAL</u>		<u>366</u>	<u>678</u>
Basic, Pre & Post Staging Tables	Tables . .	28	25
Aircraft Frame Support, TABLE II		112	145
Aircraft Engine Support, TABLE III		8	135
Photo Equipment Support, TABLE VII		47	79
Airborne Gun Support, TABLE X		17	73
Radar/Armament Equipment Support, TABLE XI		64	89
Airborne Communications Equipment Support, TABLE XVI		90	132

SOURCE: Materiel Statistics Division, Directorate of Statistical Services, Comptroller

TABLE 64 - PRE-STOCKAGE OF SELECTED ITEMS OF MOBILIZATION RESERVE MATERIEL IN
CONTINENTAL U.S. - PROJECT NIGHT LIFE AND FLYAWAY KITS

I T E M	UNIT OF MEASURE	QUANTITY IN PLACE	
		15 December 1956	15 June 1957
<u>EQUIPMENT AND SUPPLIES</u>			
Station Sets	Pieces	34,882	49,754
Aircraft Spares, TABLE II.		686,621	1,197,253
Engine Spares, TABLE III		16,111	157,083
Airborne Communications Equipment Spares, TABLE XVI.		36,030	77,795
<u>WAR CONSUMABLES</u>			
Auxiliary Fuel Tanks	Each.	21,559	18,138
Window Material.	Cartons	235,308	247,122
Gaseous Oxygen	Cubic Feet.	2,921,133	3,412,054
Methyl Alcohol	Gallons	1,006,289	1,406,656
De-Icing Fluid	Gallons	214,765	263,313
Fuel Filter De-Icing Fluid (Ethyl)	Gallons	39,663	70,146
Drop Sondes.	Each.	0	432
Drop Kits.	Each.	74	33
ATO Racks.	Each.	2,084	3,283
<u>ITEM BY COMMAND AND TYPE OF AIRCRAFT</u>		15 January 1957	15 July 1957
<u>FLYAWAY KITS - TOTAL</u>		<u>326</u>	<u>321</u>
<u>STRATEGIC AIR COMMAND.</u>		<u>258</u>	<u>220</u>
Bombers.		144	134
Fighters		21	9
Cargo.		53	39
Tankers.		40	38
<u>OTHER COMMANDS 1/</u>		<u>68</u>	<u>101</u>
Bombers.		5	10
Fighters		34	59
Cargo.		21	23
Search & Rescue.		5	4
Tankers.		3	5

1/ ADC, FEAF, MATS and TAC.


SOURCE: Materiel Statistics Division, Directorate of Statistical Services, Comptroller





Stockpiling

PART IX



**STATUS OF THE
USAF STRATEGIC MATERIALS STOCKPILING PROGRAM**

The tables included in this section provide data on the "USAF Strategic Materials Stockpiling Program" for Fiscal Year 1957. The information on this subject covers the availability of storage space, its utilization by depot, and the tonnage occupying such space.

TABLE 85 - STATUS OF THE STRATEGIC MATERIALS STOCKPILING PROGRAM
WITHIN THE DEPARTMENT OF THE AIR FORCE, BY MATERIAL
AS OF 30 JUNE 1957

MATERIAL	DEPOT	IN SQUARE FEET						TOTAL TONS ON HAND
		STORAGE SPACE ALLOCATED BY DEPT OF AIR FORCE		STORAGE SPACE OCCUPIED BY STRATEGIC MATERIAL		BALANCE OF SPACE AVAILABLE		
		Warehouse	Open	Warehouse	Open	Warehouse	Open	
TOTAL		1,500,447	4,397,178	1,401,019	4,032,686	99,428	375,936	2,581,978
Aluminum	Marietta	-	105,000	-	60,898	-	44,102	12,386
	Maywood	-	4,235	-	3,648	-	587	971
	Mira Loma	-	100,000	-	79,759	-	20,241	12,440
Aluminum Alloy Plate	Maywood	288	-	288	-	-	-	42
Antimony Metal	Rome	3,950	8,650	3,950	8,650	-	-	3,115
	SAAMA	4,000	-	4,600	-	-	-	943
Bauxite	Baton Rouge	-	1,642,028	-	1,642,028	-	-	1,402,503
Beryllium Copper Master Alloy	Marietta	6,822	-	6,250	-	572	-	1,733
Beryllium Ore	Marietta	-	36,000	-	36,000	-	-	9,820
	Rome	800	-	800	-	-	-	15
Brass	Rome	1,200	8,500	1,200	8,492	-	8	1,719
Cadmium	Marietta	1,000	-	712	-	288	-	238
Celestite	Marietta	-	80,000	-	68,753	-	11,247	13,646
Chrome Metallurgical Ore	Marietta	-	451,000	-	440,800	-	10,200	212,796
Chrome Refractory Ore	Marietta	-	110,000	-	103,490	-	6,510	74,747
Cobalt	Marietta	3,848	-	3,848	-	-	-	1,480
	Mira Loma	4,400	-	2,993	-	1,407	-	585
Copper	Maywood	-	80,692	-	44,250	-	36,442	23,628
	Rome	-	299,900	-	229,890	-	10	109,954
Copper-Cakes, Slabs, Bullets, Ingots, Ingot Bars	Terre Haute	684	-	684	-	-	-	326
Cordage Fiber	Mira Loma	35,000	-	28,741	-	6,259	-	1,689
Feathers and Down	Mira Loma	17,000	-	11,560	-	5,440	-	251
Fluorspar Metallur- gical Ore	Marietta	-	143,000	-	112,594	-	30,406	26,493
	Terre Haute	-	55,000	-	54,380	-	620	16,815
Graphite	Marietta	22,544	-	22,544	-	-	-	3,440
	Rome	22,000	-	21,604	-	396	-	2,419
Iodine	Mira Loma	1,500	-	1,500	-	-	-	139
Lead	Baton Rouge	-	400,000	-	411,444	-	-	133,815
	Marietta	-	50,000	-	45,079	-	4,921	25,650
	Maywood	-	32,473	-	28,450	-	4,023	18,597
	Mira Loma	-	20,000	-	5,822	-	14,178	3,340
	Rome	-	51,900	-	48,306	-	3,594	10,090
Manganese Battery Grade Ore	Marietta	-	114,000	-	83,538	-	30,462	22,009
Manganese Ore, Battery Grade, Synthetic	Topeka	15,000	-	8,520	-	6,480	-	1,754
Manganese Metallur- gical Ore	Marietta	-	317,000	-	290,133	-	26,867	183,588
Manganese Ore Type B Chemical	Marietta	-	10,000	-	3,860	-	6,140	106

TABLE 85 - STATUS OF THE STRATEGIC MATERIALS STOCKPIILING PROGRAM
 WITHIN THE DEPARTMENT OF THE AIR FORCE, BY MATERIAL
 AS OF 30 JUNE 1957 (CONTINUED)

MATERIAL	DEPOT	IN SQUARE FEET						TOTAL TONS ON HAND
		STORAGE SPACE ALLOCATED BY DEPT OF AIR FORCE		STORAGE SPACE OCCUPIED BY STRATEGIC MATERIALS		BALANCE OF SPACE AVAILABLE		
		Warehouse	Open	Warehouse	Open	Warehouse	Open	
Manganese Ferro . .	Mira Loma	-	60,000	-	-	-	60,000	-
Magnesium	SAAMA	-	29,100	-	29,100	-	-	2,396
Mercury	Marietta	6,000	-	3,700	-	2,300	-	412
	Terre Haute	3,340	-	3,340	-	-	-	537
	Rome	7,200	-	7,147	-	53	-	413
Mercury Flaaks . . .	Terre Haute	140	-	140	-	-	-	b/ 3,934
Mica	MAAMA	23,874	-	23,874	-	-	-	2,270
	Rome	54,700	-	54,672	-	28	-	5,341
	Terre Haute	23,040	-	23,040	-	-	-	2,784
Molybendum	MAAMA	1,235	-	1,235	-	-	-	246
Nickel	Mira Loma	100	-	79	-	21	-	14
Nickel Oxide	MAAMA	7,953	-	7,953	-	-	-	1,895
	Rome	15,000	-	14,996	-	4	-	2,273
Quartz	WPAFB	3,608	-	2,750	-	858	-	201
Quebracho	Mira Loma	1,000	-	1,000	-	-	-	163
Rubber	Maywood	120,000	-	58,685	-	61,315	-	5,724
	Mira Loma	70,000	-	68,483	-	1,517	-	6,018
	Rome	210,000	-	210,000	-	-	-	16,472
	Topeka	718,531	-	706,112	-	12,419	-	85,090
Selenium	Marietta	30	-	30	-	-	-	8
Talcum (Tank) . . .	Marietta	2,000	-	2,000	-	-	-	1,511
Tin	Shreveport	-	25,000	-	25,000	-	-	6,008
Ungsten	Marietta	7,956	-	7,956	-	-	-	3,918
	Rome	65,400	-	65,329	-	71	-	22,430
	Terre Haute	19,304	-	19,304	-	-	-	6,127
Zinc	Marietta	-	139,000	-	104,094	-	34,906	42,724
	Maywood	-	49,700	-	27,431	-	22,269	17,413
	Mira Loma	-	45,000	-	36,797	-	8,203	16,358

a/ Storage space is over-occupied

b/ Empty flasks on hand.

SOURCE: Materiel Statistics Division, Directorate of Statistical Services, DCS/Comptroller

TABLE 86 - STATUS OF THE STRATEGIC MATERIALS STOCKPILING PROGRAM
 WITHIN THE DEPARTMENT OF THE AIR FORCE, BY DEPOT
 AS OF 30 JUNE 1957

DEPOT	IN SQUARE FEET						TOTAL TONS ON HAND
	STORAGE SPACE ALLOCATED BY DEPT OF AIR FORCE		STORAGE SPACE OCCUPIED BY STRATEGIC MATERIALS		BALANCE OF SPACE AVAILABLE		
	Warehouse	Open	Warehouse	Open	Warehouse	Open	
<u>TOTAL</u>	1,500,447	4,397,178	1,401,019	4,032,686	99,428	375,936	2,581,978
Baton Rouge	-	2,042,028	-	2,093,472a/	-	-	1,536,318
MAAMA	33,062	-	33,062	-	-	-	4,411
Marietta	50,200	1,555,000	47,040	1,349,239	3,160	205,761	636,655
Maywood	120,288	167,100	58,973	103,779	61,315	63,321	66,375
Mira Loma	129,000	225,000	114,356	122,378	14,644	102,622	40,997
Rome	380,250	298,950	379,698	295,338	552	3,612	174,241
SAAMA	4,000	29,100	4,000	29,100	-	-	3,339
Shreveport	-	25,000	-	25,000	-	-	6,008
Terre Haute	46,508	55,000	46,508	54,380	-	620	26,589
Topeka	733,531	-	714,632	-	18,899	-	86,844
WPAFB	3,608	-	2,750	-	858	-	201


a/ Space for lead storage is over-occupied by 11,444 square feet.

SOURCE: Materiel Statistics Division, Directorate of Statistical Services, DCS/Comptroller.

Research & Development



PART I



RESEARCH AND DEVELOPMENT

This section provides data regarding funding operations on Research and Development. For definitions of the financial terms used herein, refer to the Fiscal Section, page 179

TABLE 87 - STATUS OF USAF RESEARCH AND DEVELOPMENT FUNDS
FISCAL YEARS 1950 THROUGH 1957 AS OF 30 JUNE 1957

(Excludes reimbursements. In millions of dollars. Figures in parentheses denote minus amounts.)

FISCAL YEAR	APPROPRIATION	ADJUSTMENTS ^{a/}	TOTAL AVAILABLE	OBLIGATIONS	EXPENDITURES	UNLIQUIDATED OBLIGATIONS
	<u>3,620.3</u>	<u>130.1</u>	<u>3,750.4</u>	<u>3,679.1</u>	<u>3,258.8</u>	<u>420.4</u>
Approp. Transfer Acct....	1.6	(.4)	1.2	1.1	1.0	.1
Liquidation Account.....	-	26.6	26.6	23.6	10.4	13.2
1950-1953.....	1,480.6	23.7	1,504.3	1,504.3	1,504.3	-
1954.....	440.0	10.3	450.3	448.8	429.7	19.1
1955.....	418.1	13.5	431.6	428.4	406.9	21.4
1956.....	570.0	42.3	612.3	607.4	539.6	67.8
1957.....	710.0	14.1	724.1	665.6	366.9	298.7

Amounts do not necessarily add to totals due to rounding.

^{a/} Adjustments shown in the table below.

DETAIL OF COLUMN 2 ADJUSTMENTS

	FY 1950-1953 PROGRAMS	FY 1954 PROGRAM	FY 1955 PROGRAM	FY 1956 PROGRAM	FY 1957 PROGRAM	LIQUIDATION ACCOUNT	APPROPRIATION TRANSFER ACCOUNT
1. Transferred from "Emergency Fund, Department of Defense".....	84.5	1.7	2.3	23.3	14.0	-	-
2. Transferred from "Aircraft and Related Procurement, Air Force".....	5.0	-	-	-	-	-	-
3. Transferred to Signal Service, Army for Armed Forces Security Agency.....	(.7)	-	-	-	-	-	-
4. Applied to Subsequent FY Programs.....	(65.1)	-	-	-	-	-	-
5. Applied from Prior FY Programs.....	-	8.6	11.2	19.0	.1	26.6	(.4)
Total Adjustments.....	23.7	10.3	13.5	42.3	14.1	26.6	(.4)

Source: Financial Analysis Group, Directorate of Budget, Comptroller

TABLE 88 - DEPARTMENT OF THE AIR FORCE - RESEARCH AND DEVELOPMENT APPROPRIATION
 CUMULATIVE OBLIGATIONS BY OPERATING AGENCY - AS OF 30 JUNE 1957
 (Includes Reimbursements)

OPERATING AGENCY	PROGRAM YEARS 1950 AND 1951									
	TOTAL ALL PROGRAMS a/	PROGRAM 601 FIRST DESTINATION TRANS.	PROGRAM 610 RESEARCH	PROGRAM 620 MAJOR WEAPONS COMPONENTS DIV.	PROGRAM 640 WEAPONS SYS. DEVELOPMENT	PROGRAM 650 OPERATIONS ENGINEERING	PROGRAM 660 HUMAN FACTORS DEVELOPMENT	PROGRAM 680 SPECIAL PROJECTS b/	PROGRAM 690 LABORATORY OPERATIONS c/	
<u>U. S. AIR FORCE - TOTAL</u>	<u>567,450,907</u>	<u>202,215</u>	<u>75,452,990</u>	<u>135,560,559</u>	<u>241,920,226</u>	<u>6,850,118</u>	<u>6,625,068</u>	<u>21,963,377</u>	<u>78,876,354</u>	
<u>Continental U. S. - Total</u>	<u>567,393,156</u>	<u>202,215</u>	<u>75,452,990</u>	<u>135,491,002</u>	<u>241,920,226</u>	<u>6,850,118</u>	<u>6,520,679</u>	<u>21,933,550</u>	<u>78,822,376</u>	
Secretary of the Air Staff.....	1,222,711	-	160,565	-	-	-	426,034	-	636,112	
Arnold Eng Dev Center.....	865,543	-	-	-	-	-	-	-	865,543	
Air Research and Dev Command.....	363,039,495	-	53,566,664	104,025,861	180,276,572	64,835	345,750	6,893,923	17,865,890	
Headquarters, USAF.....	14,440,065	-	1,599,321	693,000	-	6,550,000	93,350	5,502,358	2,036	
Air Materiel Command.....	167,934,210	202,215	19,207,037	30,772,141	61,451,820	149,152	76,880	1,310,578	54,764,387	
Air Training Command.....	2,790,895	-	569,268	-	-	-	1,138,880	-	1,082,747	
Military Air Transport Service.....	173,940	-	-	-	-	-	-	173,940	-	
Air University.....	5,960,326	-	258,000	-	-	-	4,201,097	-	1,501,229	
Headquarters Command.....	727,383	-	92,135	-	-	-	238,688	35,242	361,318	
Air Proving Ground.....	318,105	-	-	-	191,834	-	-	-	126,271	
AF Missile Test Center.....	9,432,115	-	-	-	-	-	-	8,017,509	1,414,606	
Special Weapons Command.....	280,368	-	-	-	-	86,131	-	-	202,237	
<u>Overseas - Total</u>	<u>257,751</u>	-	-	<u>69,557</u>	-	-	<u>104,389</u>	<u>29,827</u>	<u>53,978</u>	
Alaskan Air Command.....	248,587	-	-	69,557	-	-	104,389	20,663	53,978	
Far East Air Force.....	9,164	-	-	-	-	-	-	9,164	-	
OPERATING AGENCY	PROGRAM YEARS 1952 AND 1953									
	TOTAL ALL PROGRAMS a/	PROGRAM 610 AIRCRAFT	PROGRAM 620 GUIDED MISSILES	PROGRAM 630 PROPULSION	PROGRAM 640 ELECTRONICS	PROGRAM 650 ARMAMENT	PROGRAM 660 EQUIPMENT	PROGRAM 670 SCIENCE	PROGRAM 680 SPECIAL PROJECTS	PROGRAM 690 LABORATORY OPERATIONS
<u>U. S. AIR FORCE - TOTAL</u>	<u>937,539,559</u>	<u>93,395,067</u>	<u>231,780,960</u>	<u>121,109,319</u>	<u>122,626,285</u>	<u>65,945,239</u>	<u>52,555,896</u>	<u>97,148,626</u>	<u>28,960,393</u>	<u>124,017,774</u>
<u>Continental U. S. - Total</u>	<u>936,921,061</u>	<u>93,395,067</u>	<u>231,780,960</u>	<u>121,109,319</u>	<u>122,626,285</u>	<u>65,945,239</u>	<u>52,555,896</u>	<u>96,649,162</u>	<u>28,960,393</u>	<u>123,898,740</u>
Secretary of the Air Staff.....	7,877,261	-	-	-	-	-	442,820	2,054,387	4,361,473	1,018,581
Air Research and Dev Command.....	903,950,383	93,360,067	231,741,960	121,014,319	115,775,763	65,912,239	51,638,906	84,023,396	22,274,000	118,209,733
Director of Budget, Hq USAF.....	10,259,337	-	-	-	6,820,522	-	334,277	784,618	2,319,920	-
Air Materiel Command.....	277,000	35,000	39,000	95,000	30,000	33,000	30,000	10,000	5,000	-
Air Training Command.....	4,526,452	-	-	-	-	-	-	2,472,300	-	2,054,152
Air University.....	9,553,707	-	-	-	-	-	109,893	7,304,461	-	2,139,353
Air Proving Ground.....	309,341	-	-	-	-	-	-	-	-	309,341
Special Weapons Command.....	167,580	-	-	-	-	-	-	-	-	167,580
<u>Overseas - Total</u>	<u>618,498</u>	-	-	-	-	-	-	<u>499,464</u>	-	<u>119,034</u>
Alaskan Air Command.....	618,498	-	-	-	-	-	-	499,464	-	119,034

TABLE 88 - DEPARTMENT OF THE AIR FORCE - RESEARCH AND DEVELOPMENT APPROPRIATION
 CUMULATIVE OBLIGATIONS BY OPERATING AGENCY - AS OF 30 JUNE 1957 (CONTINUED)

OPERATING AGENCY	PROGRAM YEAR 1954									
	TOTAL ALL PROGRAMS a/	PROGRAM 610 AIRCRAFT	PROGRAM 620 GUIDED MISSILES	PROGRAM 630 PROPULSION	PROGRAM 640 ELECTRONICS	PROGRAM 650 ARMAMENT	PROGRAM 660 EQUIPMENT	PROGRAM 670 SCIENCE	PROGRAM 680 SPECIAL PROJECTS	PROGRAM 690 LABORATORY OPERATIONS
U. S. AIR FORCE - TOTAL.....	449,036,902	54,154,518	74,972,142	70,003,821	70,922,694	40,702,608	25,450,111	37,617,723	10,615,068	64,598,217
Continental U. S. - Total.....	448,675,139	54,154,518	74,972,142	70,003,821	70,922,694	40,702,608	25,450,111	37,318,434	10,615,068	64,535,743
Secretary of the Air Staff.....	360,557	-	-	-	-	-	92,222	120,000	39,570	108,765
Air Research and Dev Command.....	445,456,746	54,154,518	74,972,142	70,003,821	70,922,694	40,702,608	25,357,889	35,051,135	10,575,498	63,716,441
Air University.....	2,857,836	-	-	-	-	-	-	2,147,299	-	710,537
Overseas - Total.....	361,763	-	-	-	-	-	-	299,289	-	62,474
Alaskan Air Command.....	361,763	-	-	-	-	-	-	299,289	-	62,474
OPERATING AGENCY	PROGRAM YEAR 1955									
	TOTAL ALL PROGRAMS a/	PROGRAM 610 AIRCRAFT	PROGRAM 620 GUIDED MISSILES	PROGRAM 630 PROPULSION	PROGRAM 640 ELECTRONICS	PROGRAM 650 ARMAMENT	PROGRAM 660 EQUIPMENT	PROGRAM 670 SCIENCE	PROGRAM 680 SPECIAL PROJECTS	PROGRAM 690 LABORATORY OPERATIONS
U. S. AIR FORCE - TOTAL.....	428,539,775	31,969,102	72,161,588	65,628,482	80,421,130	34,302,952	25,200,390	40,606,686	8,806,421	69,443,024
Continental U. S. - Total.....	427,943,785	31,969,102	72,161,588	65,628,482	80,421,130	34,302,952	25,200,390	40,158,771	8,806,421	69,294,949
Air Research and Dev Command.....	419,724,602	31,969,102	72,161,588	65,628,482	74,927,130	34,302,952	25,192,645	38,216,726	8,806,421	68,519,556
Director of Budget.....	5,501,745	-	-	-	5,494,000	-	7,745	-	-	-
Air University.....	2,717,438	-	-	-	-	-	-	1,942,045	-	775,393
Overseas - Total.....	595,990	-	-	-	-	-	-	447,915	-	148,075
Alaskan Air Command.....	595,990	-	-	-	-	-	-	447,915	-	148,075

TABLE 88 - DEPARTMENT OF THE AIR FORCE - RESEARCH AND DEVELOPMENT APPROPRIATION
 CUMULATIVE OBLIGATIONS BY OPERATING AGENCY - AS OF 30 JUNE 1957 (CONTINUED)

(Includes Reimbursements)

OPERATING AGENCY	PROGRAM YEAR 1956									
	TOTAL ALL PROGRAMS ^{a/}	PROGRAM 610 AIRCRAFT & REL PROC	PROGRAM 620 GUIDED MISSILES & REL EQUIP	PROGRAM 630 SHIPS & SMALL CRAFT & REL EQUIP	PROGRAM 640 COMBAT & SUPPORT VEHICLES & REL EQUIP	PROGRAM 650 ARTILLERY & OTHER WPNS & REL EQUIP	PROGRAM 660 AMMUNITION & REL EQUIP	PROGRAM 670 OTHER EQUIP	PROGRAM 680 MILITARY SCIENCES	PROGRAM 690 OPERATION & MANAGEMENT
U. S. AIR FORCE - TOTAL	<u>609,911,988</u>	<u>173,569,045</u>	<u>57,974,510</u>	-	-	-	<u>10,557,736</u>	<u>72,648,045</u>	<u>64,844,424</u>	<u>230,318,228</u>
Continental U. S. - Total.....	<u>609,247,593</u>	<u>173,569,045</u>	<u>57,974,510</u>	-	-	-	<u>10,557,736</u>	<u>72,648,045</u>	<u>64,477,284</u>	<u>230,020,973</u>
Air Proving Ground.....	25,499,614	-	-	-	-	-	-	-	1,822,896	23,676,718
Air Research and Dev. Command.....	582,474,832	173,569,045	57,974,510	-	-	-	10,557,736	72,648,045	62,654,388	205,071,108
Air University.....	1,273,147	-	-	-	-	-	-	-	-	1,273,147
Overseas - Total.....	<u>664,395</u>	-	-	-	-	-	-	-	<u>367,140</u>	<u>297,255</u>
Alaskan Air Command.....	664,395	-	-	-	-	-	-	-	367,140	297,255
OPERATING AGENCY	PROGRAM YEAR 1957									
	TOTAL ALL PROGRAMS	PROGRAM 610 AIRCRAFT & REL PROC	PROGRAM 620 GUIDED MISSILES & REL EQUIP	PROGRAM 630 SHIPS & SMALL CRAFT & REL EQUIP	PROGRAM 640 COMBAT & SUPPORT VEHICLES & REL EQUIP	PROGRAM 650 ARTILLERY & OTHER WPNS & REL EQUIP	PROGRAM 660 AMMUNITION & REL EQUIP	PROGRAM 670 OTHER EQUIP	PROGRAM 680 MILITARY SCIENCES	PROGRAM 690 OPERATION & MANAGEMENT
U. S. AIR FORCE - TOTAL	<u>671,316,052</u>	<u>128,936,209</u>	<u>77,786,143</u>	-	-	-	<u>8,944,581</u>	<u>72,286,150</u>	<u>63,406,861</u>	<u>319,956,108</u>
Continental U. S. - Total.....	<u>670,699,557</u>	<u>128,936,209</u>	<u>77,786,143</u>	-	-	-	<u>8,944,581</u>	<u>72,286,150</u>	<u>63,153,187</u>	<u>319,593,287</u>
Air Proving Ground.....	27,693,823	-	-	-	-	-	-	-	-	27,693,823
Air Research and Dev. Command.....	639,785,688	128,936,209	77,786,143	-	-	-	8,944,581	72,286,150	61,572,102	290,260,503
Air University.....	3,220,254	-	-	-	-	-	-	-	1,581,293	1,638,961
Tactical Air Command.....	(208)	-	-	-	-	-	-	-	(208)	-
Overseas - Total.....	<u>616,495</u>	-	-	-	-	-	-	-	<u>253,674</u>	<u>362,821</u>
Alaskan Air Command.....	616,495	-	-	-	-	-	-	-	253,674	362,821

a/ Inasmuch as information is not available by program for the Liquidation Account and Appropriation Transfer Account, these have been excluded from this table.

b/ Reflects a combination of Program 670, FY 1950, and Program 680, FY 1951.

c/ Reflects a combination of Program 680, FY 1950, and Program 690, FY 1951.

Source: Financial Analysis Group, Directorate of Budget, Comptroller





Machine Tools

MACHINE TOOLS



PART XI



1
2
3
4
5
6
7
8
9
10
11
12
13
14
15
16
17
18
19
20
21
22
23
24
25
26
27
28
29
30
31
32
33
34
35
36
37
38
39
40
41
42
43
44
45
46
47
48
49
50
51
52
53
54
55
56
57
58
59
60
61
62
63
64
65
66
67
68
69
70
71
72
73
74
75
76
77
78
79
80
81
82
83
84
85
86
87
88
89
90
91
92
93
94
95
96
97
98
99
100



MACHINE TOOLS
PREFACE AND DEFINITIONS

The table in this section provides summary data on the status of the inventory and dollar value of USAF Machine Tools. Air Force Regulations 78-15; 78-19; 78-23; and 78-24 cover the contractor segment, whereas AF Manual 67-1 covers the supply segment.

Machine tools are referred to as that production equipment listed in the Federal Stock Catalog under commodity codes 3411-3419 and 3441-3449.

CONTRACTOR CUSTODY (ACTIVE). Tools in the hands of contractors, in-use for production.

CONTRACTOR CUSTODY (IDLE). Tools not in-use. They are in a general reserve located at contractor storage sites.

SUPPLY (ACTIVE). Tools in the hands of base installations engineers, base maintenance activities, including aircraft and equipment, and depot maintenance for maintenance, rebuild, and repair work.

SUPPLY (IDLE). Tools not in-use. They are in a general reserve located at Air Materiel Command storage sites.

LATHES. Includes screw machines.

MISCELLANEOUS MACHINE TOOLS. Includes gun rifling machines, shapers, power hack saws, filers, etc.

BENDING AND FORMING MACHINES. Excludes wire and metal ribbon forming machines.

MANUAL PRESSES. Includes arbor, straightening, forcing and assembly presses.

FORGING MACHINERY AND HAMMERS. Excludes forging presses.

WIRE AND RIBBON FORMING MACHINES. Excludes roll forming machines.

RIVETING MACHINES. Excludes power driven hand riveting machines.

NOTE: Heavy presses (forging and extrusion) are included in FSC Code 3442, Hydraulic and Pneumatic Presses, Power Driven.

TABLE 89 - USAF MACHINE TOOL STATUS
AS OF 30 JUNE 1957

(This is a New Table and Does Not Appear in the Previous Fiscal Year Statistical Digest)


	Contractor Custody						Supply						Contractor and Supply					
	Quantity			Dollar Value (\$'000,000's)			Quantity			Dollar Value (\$'000,000's)			Quantity			Dollar Value (\$'000,000's)		
	Total	Active	Idle	Total	Active	Idle	Total	Active	Idle	Total	Active	Idle	Total	Active	Idle	Total	Active	Idle
TOTAL	83,727	61,470	22,257	1,067.8	836.4	231.4	55,145	43,236	11,909	91.8	69.5	22.3	138,872	104,706	34,166	1,159.6	905.9	253.7
Boring Machines	5,324	4,348	976	158.1	140.6	17.5	9	9	0	0.1	0.1	0	5,333	4,357	976	158.2	140.7	17.5
Broaching Machines	1,048	668	380	22.5	16.1	6.4	1	1	0	a/	a/	0	1,049	669	380	22.5	16.1	6.4
Drilling Machines	10,174	7,560	2,614	59.2	43.5	15.7	10,182	8,348	1,834	6.4	5.0	1.4	20,356	15,908	4,448	65.6	48.5	17.1
Gear Cutting and Finishing Machines	3,093	1,692	1,401	40.6	23.5	17.1	0	0	0	0	0	0	3,093	1,692	1,401	40.6	23.5	17.1
Grinding Machines	17,213	11,553	5,660	173.6	120.5	53.1	13,099	10,592	2,507	13.3	9.3	4.0	30,312	22,145	8,167	186.9	129.8	57.1
Lathes	13,989	10,216	3,773	173.7	128.8	44.9	5,371	3,880	1,491	32.5	24.1	8.4	19,360	14,096	5,264	206.2	152.9	53.3
Milling Machines	12,189	9,692	2,497	195.9	166.5	29.4	1,991	1,509	482	15.2	11.4	3.8	14,180	11,201	2,979	211.1	177.9	33.2
Planers	178	164	14	8.2	7.8	0.4	11	9	2	0.2	0.2	a/	189	173	16	8.4	8.0	0.4
Miscellaneous Machine Tools	10,595	7,636	2,959	55.6	33.8	21.8	10,366	7,866	2,500	12.2	9.8	2.4	20,961	15,502	5,459	67.8	43.6	24.2
Bending and Forming Machines	2,120	1,896	224	15.8	14.2	1.6	6,804	5,351	1,453	5.0	4.0	1.0	8,924	7,247	1,677	20.8	18.2	2.6
Hydraulic and Pneumatic Presses, Hand Driven	1,494	1,166	328	88.0	84.4	3.6	1,755	1,141	614	1.3	1.0	0.3	3,249	2,307	942	89.3	85.4	3.9
Mechanical Presses, Power Driven	1,885	1,597	288	37.3	29.4	7.9	99	68	31	0.3	0.2	0.1	1,984	1,665	319	37.6	29.6	8.0
Manual Presses	271	239	32	0.4	0.4	a/	0	0	0	0	0	0	271	239	32	0.4	0.4	a/
Punching and Shearing Machines	940	874	66	4.5	4.2	0.3	5,195	4,258	937	5.0	4.2	0.8	6,135	5,132	1,003	9.5	8.4	1.1
Forging Machinery and Hammers	887	579	308	26.5	16.6	9.9	22	8	14	0.1	a/	0.1	909	587	322	26.6	16.6	10.0
Wire and Metal Ribbon Forming Machines	64	53	11	0.2	0.2	a/	0	0	0	0	0	0	64	53	11	0.2	0.2	a/
Riveting Machines	1,828	1,277	551	6.2	4.8	1.4	18	12	6	a/	a/	a/	1,846	1,289	557	6.2	4.8	1.4
Miscellaneous Secondary Metal Forming and Cutting Machines	435	260	175	1.5	1.1	0.4	222	184	38	0.2	0.2	a/	657	444	213	1.7	1.3	0.4

a/ Less than one hundred thousand dollars (\$100,000).

SOURCE: Materiel Statistics Division, Directorate of Statistical Services, DCS/Comptroller.

Fiscal

PART XII



FISCAL

This section reflects the funding operations of the various Air Force Appropriations and/or funds with the respective major programs for the fiscal years indicated in the title of each table. Some of the related budget tables are to be found in other areas of the publication such as reports on the Reserve Forces, Mutual Defense Assistance Program, and Research and Development.

DEFINITIONS

APPROPRIATION

An authorization by an Act of Congress to incur obligations for specified purposes and to make payments therefor out of the Treasury.

APPROPRIATION ACCOUNT

An account established to make amounts available for obligation and expenditure from the Treasury. In Budget-Treasury Regulation 1, appropriation accounts include not only accounts to which money is directly appropriated, but also revolving funds, working funds, trust funds, etc. Appropriation accounts do not include official deposit funds.

APPROPRIATION REIMBURSEMENT

Consists of earnings or collections for commodities, work, or services furnished or to be furnished between appropriations or to an individual, firm or corporation to be credited to an appropriation account.

BUDGET PROGRAM

A subdivision established under an appropriation to identify a significant segment of Air Force operations.

EXPENDITURE

The amount of liability incurred for goods and services received or assets acquired for which payment has been made. Synonymous with disbursements less expenditure refunds.

FUND

A sum of money or other resources, usually segregated, to be expended or used for specified purposes.

OBLIGATION

The amount of an order placed, contract awarded, or service received, or any transaction which establishes a legal requirement for the ultimate disbursement of funds.

OBLIGATIONS INCURRED

Amounts of orders placed, contracts awarded, services received, and similar transactions during a given period requiring future payment of money.

PROJECT ACCOUNT CLASSIFICATION

In appropriation and fund accounting, an approved system of subdivision of an appropriation or fund for administrative use.

REAL PROPERTY

Any interest in land and anything permanently attached to it, including structures, fixtures, and other improvements.

UNLIQUIDATED OBLIGATION

An obligation incurred for which payment has not been made.

UNOBLIGATED BALANCE

That portion of an authorization which has not been obligated.

TABLE 90 - DEPARTMENT OF THE AIR FORCE - STATUS OF UNLIQUIDATED OBLIGATIONS AT BEGINNING AND END OF FISCAL YEAR 1957

(In thousands of dollars. Figures in parentheses denote minus amounts.)

APPROPRIATION	UNLIQUIDATED OBLIGATIONS 1 JULY 1956 a/	GROSS OBLIGATIONS DURING FY 1957	AVAILABLE FOR LIQUIDATION	LESS GROSS EXPENDITURES DURING FY 1957	UNLIQ. OBL. TRANSFER TO "M" ACCOUNTS (ANNUAL)	UNLIQUIDATED OBLIGATIONS CARRIED FORWARD INTO FY 1958
<u>All Appropriations - Total</u>	<u>13,100,294</u>	<u>18,477,696</u>	<u>31,577,990</u>	<u>19,301,981</u>	<u>70,358</u>	<u>12,346,367</u>
<u>Aircraft and Related Procurement - Total</u>	<u>8,745,091</u>	<u>7,100,501</u>	<u>15,845,593</u>	<u>7,989,685</u>	-	<u>7,855,908</u>
1948 through 1953.....	791,704	(567,634)	224,070	224,070	-	-
"Liquidation Account".....	-	615,547	615,547	210,543	-	405,004
1954.....	818,692	141,685	960,377	721,241	-	239,136
1955.....	2,280,569	529,097	2,809,666	2,106,638	-	703,028
1956.....	4,469,036	1,391,085	5,860,121	3,358,533	-	2,501,588
1957.....	384,851	4,990,885	5,375,736	1,358,323	-	4,017,413
Adjustment to Prior Years Unliquidated Obligations.....	26	-	26	-	-	26
Appropriation Transfer Account.....	213	(164)	49	44	-	5
Undistributed.....	-	-	-	10,294	-	(10,294)
<u>Procurement Other Than Aircraft - Total</u>	<u>1,391,015</u>	<u>1,595,564</u>	<u>2,986,578</u>	<u>1,145,218</u>	-	<u>1,841,360</u>
1951 through 1953.....	148,881	(152,067)	(13,186)	(13,186)	-	-
"Liquidation Account".....	-	147,790	147,790	49,978	-	97,812
1954.....	198,719	76,934	275,653	144,120	-	131,533
1955.....	504,186	149,447	653,633	331,281	-	322,352
1956.....	537,460	213,971	751,431	336,620	-	414,811
1957.....	-	1,166,084	1,166,084	202,190	-	963,894
Appropriation Transfer Account.....	1,769	3,405	5,174	5,105	-	69
Undistributed.....	-	-	-	89,109	-	(89,109)
<u>Special Procurement ("M" Account)</u>	-	(31)	(31)	126	545	388
<u>Military Construction - Total</u>	<u>976,734</u>	<u>1,181,891</u>	<u>2,158,625</u>	<u>1,085,725</u>	-	<u>1,072,900</u>
<u>Operation and Maintenance - Total</u>	<u>1,358,286</u>	<u>3,889,470</u>	<u>2,247,756</u>	<u>4,340,625</u>	<u>65,243</u>	<u>972,373</u>
Prior Years ("M" Account).....	-	(21,555)	(21,555)	18,831	92,768	52,383
1953.....	35,453	(3,091)	32,362	11,156	-	21,206
1955.....	168,987	(34,416)	134,571	107,046	(27,525)	-
1956.....	1,153,846	3,311	1,157,157	974,728	-	182,429
1957.....	-	3,945,221	3,945,221	3,228,865	-	716,356
<u>Military Personnel - Total</u>	<u>136,282</u>	<u>3,717,792</u>	<u>3,854,074</u>	<u>3,741,768</u>	<u>1,564</u>	<u>113,870</u>
Prior Years ("M" Account).....	-	(3,201)	(3,201)	(1,218)	1,564	(418)
1955.....	3,235	304	3,539	4,249	-	(710)
1956.....	133,047	(22,851)	110,196	101,446	-	8,790
1957.....	-	3,743,540	3,743,540	3,637,292	-	106,248

TABLE 90 - DEPARTMENT OF THE AIR FORCE - STATUS OF UNLIQUIDATED OBLIGATIONS AT BEGINNING AND END OF FISCAL YEAR 1957 (CONTINUED)

(See first page of this table for headnotes.)

APPROPRIATION	UNLIQUIDATED OBLIGATIONS 1 JULY 1956 a/	GROSS OBLIGATIONS DURING FY 1957	AVAILABLE FOR LIQUIDATION	LESS GROSS EXPENDITURES DURING FY 1957	UNLIQ. OBL. TRANSFER TO "M" ACCOUNTS (ANNUAL)	UNLIQUIDATED OBLIGATIONS CARRIED FORWARD INTO FY 1958
<u>Research & Development - Total</u>	<u>435,892</u>	<u>697,813</u>	<u>1,133,705</u>	<u>735,565</u>	-	<u>398,140</u>
1950 through 1953.....	21,508	(25,643)	(4,135)	(4,135)	-	-
"Liquidation Account".....	-	24,217	24,217	10,960	-	13,257
1954.....	45,304	1,877	47,181	28,115	-	19,066
1955.....	65,494	3,600	69,094	47,658	-	21,436
1956.....	302,913	22,056	324,969	257,152	-	67,817
1957.....	-	671,316	671,316	372,659	-	298,657
Appropriation Transfer Account.....	673	389	1,062	955	-	107
Undistributed.....	-	-	-	22,200	-	(22,200)
<u>Reserve Personnel - Total</u>	<u>5,539</u>	<u>46,575</u>	<u>52,114</u>	<u>45,278</u>	5	<u>6,841</u>
Prior Years ("M" Account).....	-	1	1	5	4	(1)
1955.....	14	(2)	12	13	1	-
1956.....	5,525	(195)	5,330	5,376	-	(46)
1957.....	-	46,771	46,771	39,883	-	6,888
<u>Air National Guard - Total</u>	<u>50,591</u>	<u>248,211</u>	<u>298,802</u>	<u>217,306</u>	3,091	<u>84,587</u>
Prior Years ("M" Account).....	-	867	887	3,102	2,810	574
1955.....	2,590	(390)	2,201	2,481	281	-
1956.....	48,001	(1,573)	46,428	36,689	-	9,739
1957.....	-	249,307	249,307	175,034	-	74,273
<u>Contingencies - Total</u> 1955.....	<u>863</u>	<u>(82)</u>	<u>774</u>	<u>685</u>	<u>(82)</u>	-

Amounts do not necessarily add to totals due to rounding.

a/ Beginning balances differ from those shown on last year's reports due to change in accounting procedures resulting from General Accounting Office General Regulation.

Number 125 and Bureau of the Budget Bulletin 56-9.

Source: Financial Analysis Group, Directorate of Budget, Comptroller

TABLE 91 - DEPARTMENT OF THE AIR FORCE - AMOUNTS AVAILABLE FOR OBLIGATION DURING FISCAL YEAR 1957
REFLECTING NEW OBLIGATING AUTHORITY AND THE APPLICATION OF PRIOR YEAR UNOBLIGATED BALANCES

(Excludes reimbursements. In thousands of dollars. Figures in parentheses denote minus amounts.)

APPROPRIATION TITLES AND CITATIONS OF PUBLIC LAWS	OBLIGATING AUTHORITY ENACTED	CASH TRANSFERS	FISCAL YEAR 1957 PROGRAM			UNOBLIGATED CARRY-OVER APPLIED TO PRIOR YEARS PROGRAMS	TOTAL AVAILABLE FOR OBLIGATION DURING FY 1957
			NET NEW OBLIGATING AUTHORITY	UNOBLIGATED CARRY-OVER APPLIED TO FY 1957 PROGRAM	TOTAL FY 1957 PROGRAM		
<u>All Appropriations - Total</u>	<u>17,571,525</u>	<u>(22,508)</u>	<u>17,655,017</u>	<u>2,054,204</u>	<u>19,709,221</u>	<u>3,674,846</u>	<u>23,384,067</u>
<u>Aircraft and Related Procurement (Continuing)</u>							
P. L. 639, 84th Congress.....	6,848,500	-	6,848,500	1,579,733	8,428,233	3,014,366	11,442,599
<u>Major Procurement Other Than Aircraft (Continuing)</u>							
P. L. 639, 84th Congress.....	1,140,000	-	1,140,000	130,203	1,270,203	621,822	1,892,025
<u>Military Construction (Continuing)</u>							
P. L. 814, 84th Congress.....	1,228,000	(30,335) a/	1,197,665	344,163	1,541,828	-	1,541,828
<u>Maintenance and Operations - 1957</u>							
P. L. 639, 84th Congress.....	3,742,685	(6,286) b/	3,736,399	-	3,736,399	-	3,736,399
<u>Military Personnel - 1957 - Total</u>							
P. L. 639, 84th Congress.....	3,690,340	22,965 c/	3,713,305	-	3,713,305	-	3,713,305
<u>Research and Development (Continuing)</u>							
P. L. 639, 84th Congress.....	710,000	13,969 d/	723,969	105	724,074	38,658	762,732
<u>Reserve Personnel - 1957</u>							
P. L. 639, 84th Congress.....	59,300	(13,353) e/	45,947	-	45,947	-	45,947
<u>Air National Guard - 1957</u>							
P. L. 639, 84th Congress.....	258,700	(9,468) e/	249,232	-	249,232	-	249,232

a/ Transfer from Military Construction appropriation to Military Personnel, FY 1957 appropriation as authorized by Public Law 58 - 85th Congress.

b/ Transfers as follows:
 To - Maintenance and Operations, Army, FY 1957 \$3,765,582
 Treasury under PL 798 - 84th Congress 2,520,478
 Total \$6,286,060

c/ Transfers as follows:
 From - Military Construction, Air Force \$30,335,000
 To - Treasury under PL 798 - 84th Congress -7,369,747
 Total \$22,965,253

d/ Transfer from Emergency Fund, Department of Defense as authorized by PL 639 - 84th Congress -- \$13,968,500

e/ Transfers to Treasury under PL 798 - 84th Congress.

Source: Financial Analysis Group, Directorate of Budget, Comptroller

TABLE 92 - OBLIGATIONS DURING FISCAL YEAR 1957 AGAINST FUNDS AVAILABLE FOR OBLIGATION DURING FISCAL YEAR 1957

(Includes reimbursements. In thousands of dollars. Figures in parentheses denote minus amounts.)

PROGRAM NUMBER	APPROPRIATION AND PROGRAM TITLE	TOTAL AVAILABLE FOR OBLIGATION DURING FY 1957	TOTAL GROSS OBLIGATIONS	OBLIGATIONS			
				FIRST QUARTER	SECOND QUARTER	THIRD QUARTER	FOURTH QUARTER
	<u>All Appropriations - Total</u>	<u>23,983,193</u>	<u>18,560,608</u>	<u>4,785,546</u>	<u>4,964,618</u>	<u>4,999,027</u>	<u>4,211,417</u>
	<u>Aircraft and Related Procurement - Total</u>	<u>11,657,347</u>	<u>7,100,501</u>	<u>2,009,258</u>	<u>2,214,438</u>	<u>1,903,413</u>	<u>973,392</u>
	Prior Year Programs.....	3,380,400	2,109,780	636,742	593,242	618,951	260,845
	Appropriations Transfer.....	(164)	(164)	20	2	(2)	(184)
	<u>FY 1957 Program - Total</u>	<u>8,277,111</u>	<u>4,990,885</u>	<u>1,372,496</u>	<u>1,621,194</u>	<u>1,284,464</u>	<u>712,731</u>
110	Aircraft - Complete.....	2,986,511	1,369,911	772,488	710,382	286,053	(399,012)
120	Aircraft Components.....	2,591,700	1,639,833	87,978	476,634	463,172	612,049
130	Guided Missiles Complete.....	1,660,500	1,290,972	345,384	272,552	378,116	294,920
140	Guided Missiles Components.....	89,200	41,228	-	2,063	9,097	30,068
150	Industrial Facilities and Equipment.....	343,000	101,088	6,638	10,182	42,345	41,923
160	Modification.....	606,200	547,853	160,008	149,381	105,681	132,783
	<u>Major Procurement Other Than Aircraft - Total</u>	<u>2,017,692</u>	<u>1,525,564</u>	<u>227,365</u>	<u>379,159</u>	<u>342,835</u>	<u>646,205</u>
	Prior Year Programs.....	617,934	426,075	133,918	126,462	26,470	139,225
	Appropriations Transfer.....	3,870	3,405	284	1,513	699	909
	<u>FY 1957 Program - Total</u>	<u>1,395,888</u>	<u>1,166,084</u>	<u>93,163</u>	<u>251,184</u>	<u>315,666</u>	<u>206,071</u>
210	Weapons, Ammun., and Assist Take-Off Units.....	97,934	91,283	375	24,915	21,614	44,379
220	Ground Powered and Marine Equipment.....	47,239	40,439	4,163	4,285	11,882	20,109
230	Electronics and Communications Equipment.....	433,345	359,866	36,982	108,962	53,665	160,257
240	Ground Handling Equipment.....	449,145	384,206	35,051	57,609	127,268	164,278
250	Training Equipment.....	65,473	48,918	8,600	8,474	18,378	13,466
260	Support Equipment and Supplies.....	245,231	190,928	7,937	44,944	52,983	85,064
270	Base Maintenance Equipment.....	57,521	50,444	55	1,995	29,876	18,518
	<u>Military Construction - Total</u>	<u>1,548,902</u>	<u>1,181,891</u>	<u>241,391</u>	<u>218,301</u>	<u>322,806</u>	<u>399,393</u>

TABLE 92 - OBLIGATIONS DURING FISCAL YEAR 1957 AGAINST FUNDS AVAILABLE FOR OBLIGATION DURING FISCAL YEAR 1957 (CONTINUED)

(See first page of this table for headnotes.)

PROGRAM NUMBER	APPROPRIATION AND PROGRAM TITLE	TOTAL AVAILABLE FOR OBLIGATION DURING FY 1957	TOTAL GROSS OBLIGATIONS	OBLIGATIONS			
				FIRST QUARTER	SECOND QUARTER	THIRD QUARTER	FOURTH QUARTER
	<u>Operation and Maintenance FY 1957 - Total</u>	<u>3,945,221</u>	<u>3,945,221</u>	<u>1,115,491</u>	<u>1,010,277</u>	<u>863,698</u>	<u>955,755</u>
410	Aircraft Fuel and Oil.....	551,178	550,228	150,328	136,683	135,746	127,471
430	Logistical Support.....	1,570,383	1,584,144	443,582	455,716	310,142	374,704
440	Training Support.....	365,531	364,599	117,481	83,415	77,447	86,256
450	Operational Support.....	1,138,995	1,130,800	328,902	260,652	260,029	281,217
470	Medical Support.....	113,355	110,614	21,686	22,472	33,550	32,906
480	Service-Wide Support.....	202,222	200,073	52,881	50,486	45,627	51,079
490	Contingencies.....	5,144	4,767	635	853	1,157	2,122
	Write-off pursuant to P.L. 798, 84th Congress.....	(2,520)					
	Adjustment to Certified Receivables.....	1,333					
	<u>Military Personnel FY 1957 - Total</u>	<u>3,743,540</u>	<u>3,743,540</u>	<u>935,163</u>	<u>937,023</u>	<u>919,277</u>	<u>952,077</u>
510	Pay and Allowances.....	3,378,890	3,378,704	839,378	850,308	830,650	858,368
530	Movements - Permanent Change of Station.....	193,484	191,889	53,074	41,977	45,922	50,916
550	Subsistence.....	173,837	167,606	41,388	43,440	41,364	41,414
590	Other Military Personnel Costs.....	5,393	5,341	1,323	1,298	1,341	1,379
	Write-off pursuant to P.L. 798, 84th Congress.....	(7,370)					
	Adjustment to Certified Receivables.....	(694)					
	<u>Research and Development - Total</u>	<u>774,413</u>	<u>697,813</u>	<u>184,046</u>	<u>139,278</u>	<u>180,124</u>	<u>194,365</u>
	Prior Year Program.....	38,708	26,108	15,369	6,335	1,144	3,260
	Appropriation Transfer.....	517	389	271	138	27	(47)
	<u>FY 1957 Program - Total</u>	<u>735,188</u>	<u>671,316</u>	<u>168,406</u>	<u>132,805</u>	<u>178,953</u>	<u>191,152</u>
610	Aircraft and Related Equipment.....	152,135	128,935	6,529	27,404	43,301	51,702
620	Guided Missiles and Related Equipment.....	86,966	77,787	11,472	13,972	36,003	16,340
660	Ammunition and Related Equipment.....	9,374	8,945	311	3,183	2,587	2,864
670	Other Equipment.....	90,934	72,266	13,203	9,561	16,260	33,262
680	Military Sciences.....	67,069	63,406	16,294	12,987	20,989	13,136
690	Operation and Management.....	328,710	319,956	120,597	65,698	59,813	73,848

TABLE 92 - OBLIGATIONS DURING FISCAL YEAR 1957 AGAINST FUNDS AVAILABLE FOR OBLIGATION DURING FISCAL YEAR 1957 (CONTINUED)

(See first page of this table for headnotes.)

PROGRAM NUMBER	APPROPRIATION AND PROGRAM TITLE	TOTAL AVAILABLE FOR OBLIGATION DURING FY 1957	TOTAL GROSS OBLIGATIONS	OBLIGATIONS			
				FIRST QUARTER	SECOND QUARTER	THIRD QUARTER	FOURTH QUARTER
	<u>Reserve Personnel - Total</u>	46,771	46,771	12,130	10,888	9,627	14,126
750	Reserve Personnel.....	49,990	40,516	10,509	8,172	8,678	13,157
770	Reserve Officer Candidates.....	7,737	6,255	1,621	2,716	949	969
	Undistributed.....	2,797					
	Write-off pursuant to P.L. 798, 84th Congress.....	(13,353)					
	<u>Air National Guard - Total</u>	249,307	249,307	60,702	55,254	57,247	76,104
200	Major Procurement.....	22,155	20,194	3,515	7,788	4,782	4,107
300	Military Construction.....	44,324	42,409	6,995	6,779	8,030	20,605
400	Maintenance and Operations.....	150,944	147,360	37,126	33,287	35,602	41,344
500	Military Personnel.....	40,261	39,345	13,066	7,399	8,833	10,047
	Undistributed.....	1,082					
	Write-off pursuant to P.L. 798, 84th Congress.....	(9,468)					

Amounts do not necessarily add to totals due to rounding.

Source: Financial Analysis Group, Directorate of Budget, Comptroller

TABLE 93 - DEPARTMENT OF THE AIR FORCE - EXPENDITURES AND AMOUNTS AVAILABLE FOR EXPENDITURE DURING FISCAL YEAR 1957

(Excludes reimbursements. In thousands of dollars. Figures in parentheses denote minus amounts.)

APPROPRIATION AND PROGRAM YEAR	UNEXPENDED BALANCE 1 JULY 1956 a/	FY 1957 NEW EXPENDITURE AUTHORITY	CASH AND ADMINISTRATIVE TRANSFERS	AVAILABLE FOR EXPENDITURE FY 1957	NET EXPENDITURES FY 1957	ACTION PURSUANT TO P. L. 798 c/	UNEXPENDED BALANCE 1 JULY 1957
Total - Military Functions - Air Force	<u>17,089,431</u> /	<u>17,686,301</u> /	<u>41,770</u> /	<u>34,817,501</u> /	<u>18,362,681</u> /	(138,244) /	<u>16,316,577</u> /
Total - Direct Appropriations	<u>16,635,851</u> /	<u>17,677,525</u> /	<u>81,428</u> /	<u>34,394,805</u> /	<u>18,201,944</u> /	(134,530) /	<u>16,058,332</u> /
Aircraft and Related Procurement - Total	<u>11,873,794</u> /	<u>6,848,500</u> /	- /	<u>18,722,294</u> /	<u>7,401,269</u> /	- /	<u>11,321,025</u> /
1948-1953.....	1,738,498	-	(1,514,836)	223,662 /	223,662	-	0
"liquidation Accounts".....	-	-	643,504	643,504	208,791	-	434,713
1954.....	683,100	-	(313,521)	369,579 /	166,224	-	203,355
1955.....	2,914,385	-	85,111	2,999,496 /	2,103,757	-	895,739
1956.....	6,118,215	-	(60,471)	6,057,744 /	3,355,453	-	2,702,291
1957.....	419,291	6,848,500	1,160,442	8,428,233 /	1,333,044	-	7,095,189
Adj. to Prior Year Unpaid Obligation.....	26	-	-	26 /	-	-	26
Appropriation Transfer Account.....	279	-	(229)	50 /	44	-	6
Undistributed.....	-	-	-	- /	10,294	-	(10,294)
Major Procurement Other Than Aircraft - Total	<u>1,551,178</u> /	<u>1,140,000</u> /	- /	<u>2,691,178</u> /	<u>932,925</u> /	- /	<u>1,758,253</u> /
1951-1953.....	218,603	-	(231,790)	(13,187)	(13,187)	-	0
"liquidation Accounts".....	-	-	165,489	165,489	48,715	-	116,774
1954.....	112,352	-	(51,481)	60,871 /	(43,679)	-	104,550
1955.....	557,553	-	25,434	582,987 /	331,281	-	251,706
1956.....	655,017	-	(35,842)	619,175 /	335,349	-	283,826
1957.....	-	1,140,000	130,203	1,270,203 /	180,232	-	1,089,971
Appropriation Transfer Account.....	7,653	-	(2,013)	5,640 /	5,105	-	535
Undistributed.....	-	-	-	- /	89,109	-	(89,109)
Special Procurement, ("M" Account)	-	-	<u>545</u> b/	<u>545</u> /	<u>126</u>	(31)	<u>388</u>
Military Construction - Total	<u>1,320,897</u>	<u>1,228,000</u>	(30,335)	<u>2,518,562</u> /	<u>1,082,707</u>	-	<u>1,435,855</u>
Operation and Maintenance - Total	<u>1,227,127</u> /	<u>3,742,685</u> /	<u>61,477</u> /	<u>5,031,290</u> /	<u>4,084,771</u> /	(77,474) /	<u>869,044</u> /
Prior Years ("M" Account).....	-	-	65,243 b/	65,243 /	15,631	11	46,423
1953.....	39,471	-	-	39,471 /	11,156	(12,020)	16,295
1955.....	169,730	-	-	169,730 /	106,964	(62,766)	-
1956.....	1,017,926	-	-	1,017,926 /	884,491	(179)	133,256
1957.....	-	3,742,685	(3,766)	3,738,919 /	3,063,329	(2,520)	673,070
Military Personnel - Total	<u>110,679</u> /	<u>3,690,340</u> /	<u>31,899</u> /	<u>3,832,918</u> /	<u>3,709,220</u>	(11,564) /	<u>112,135</u> /
Prior Years ("M" Account).....	-	-	1,564 b/	1,564 /	(1,218)	(2,782)	-
1955.....	3,400	-	-	3,400 /	3,709	-	(309) d/
1956.....	107,280	-	-	107,280 /	97,235	(1,412)	8,633
1957.....	-	3,690,340	30,335	3,720,675 /	3,609,494	(7,370)	103,811

TABLE 93 - DEPARTMENT OF THE AIR FORCE - EXPENDITURES AND AMOUNTS AVAILABLE FOR EXPENDITURE DURING FISCAL YEAR 1957 (CONTINUED)

(See first page of this table for headnotes)

APPROPRIATION AND PROGRAM YEAR	UNEXPENDED BALANCE 1 JULY 1956 a/	FY 1957 NEW EXPENDITURES AUTHORITY	CASH AND ADMINISTRATIVE TRANSFERS	AVAILABLE FOR EXPENDITURE FY 1957	NET EXPENDITURES FY 1957	ACTION PURSUANT TO P. L. 798 c/	UNEXPENDED BALANCE 1 JULY 1957
<u>Research and Development - Total</u>	473,968	710,000	13,969	1,197,936	728,536	-	469,401
1950-1953.....	28,377	-	(30,507)	(4,130)	(4,130)	-	0
"Liquidation Accounts".....	-	-	26,601	26,601	10,364	-	16,237
1954.....	47,505	-	1,150	48,655	28,115	-	20,540
1955.....	70,556	-	1,697	72,253	47,638	-	24,615
1956.....	327,955	-	1,339	329,294	256,500	-	72,794
1957.....	-	710,000	14,074	724,074	366,895	-	357,179
Appropriation Transfer Account.....	1,575	-	(385)	1,190	955	-	235
Undistributed.....	-	-	-	-	22,200	-	(22,200)
<u>Reserve Personnel - Total</u>	11,473	59,300	6	70,779	44,464	(19,433)	6,879
Prior Years ("M" Account).....	-	-	6 b/	6	5	-	-
1955.....	1,881	-	-	1,881	13	(1,868)	-
1956.....	9,592	-	-	9,592	5,378	(4,214)	-
1957.....	-	59,300	-	59,300	39,068	(13,353)	6,879
<u>Air National Guard - Total</u>	64,894	258,700	3,957	327,551	217,243	(24,960)	85,349
Prior Years ("M" Account).....	-	-	3,957 b/	3,957	3,102	586	1,441
1955.....	9,290	-	-	9,290	2,482	(6,809)	-
1956.....	55,604	-	-	55,604	36,701	(9,269)	9,634
1957.....	-	258,700	-	258,700	174,959	(9,468)	74,273
<u>Contingencies - Total - 1955</u>	1,842	-	(89)	1,753	685	(1,067)	-
<u>Total - Miscellaneous Accounts</u>	453,579	8,775	(39,658)	422,696	160,737	(3,714)	258,245
<u>Prep. for Sale or Salvage, Mil. Property - Total</u>	2,735	8,775	118	11,628	7,218	(2,025)	2,386
Prior Years ("M" Account).....	-	-	118 b/	118	48	(35)	35
1955.....	1,931	-	-	1,931	3	(1,928)	-
1956.....	804	-	-	804	742	(62)	-
1957.....	-	8,775	-	8,775	6,425	-	2,351
<u>Air Force Management Fund</u>	115,226	-	10,027	125,251	69,090	(1,689)	54,473
Prior Years ("M" Account).....	-	-	10,027 b/	10,027	3,650	(275)	6,101
1957.....	115,226	-	-	115,226	65,440	(1,414)	48,372
<u>Air Force Stock Fund</u>	328,491	-	(50,000)	278,491	84,283	-	194,208

TABLE 93 - DEPARTMENT OF THE AIR FORCE - EXPENDITURES AND AMOUNTS AVAILABLE FOR EXPENDITURE DURING FISCAL YEAR 1957 (CONTINUED)

(See first page of this table for headnotes)

APPROPRIATION AND PROGRAM YEAR	UNEXPENDED BALANCE 1 JULY 1956 a/	FY 1957 NEW EXPENDITURE AUTHORITY	CASH AND ADMINISTRATIVE TRANSFERS	AVAILABLE FOR EXPENDITURE FY 1957	NET EXPENDITURES FY 1957	ACTION PURSUANT TO P. L. 798 c/	UNEXPENDED BALANCE 1 JULY 1957
<u>Air Force Industrial Fund</u>	<u>7,105</u>	-	-	<u>7,105</u> d/	(15)	-	<u>7,120</u>
<u>Consolidated Working Funds</u>	<u>23</u>	-	<u>198</u> b/	<u>221</u> d/	<u>161</u>	-	<u>60</u>

Amounts do not necessarily add to totals due to rounding.

- a/ Beginning balances differ from those shown on last year's reports due to change in accounting procedures resulting from General Accounting Office General Regulation No. 125 and Bureau of the Budget Bulletin 56-9.
- b/ Cash transferred from Treasury to "M" accounts pursuant to P. L. 798, 84th Congress.
- c/ Action pursuant to P. L. 798, 84th Congress includes unobligated balances transferred to the Treasury and unliquidated balances of lapsing appropriations transferred to "M" accounts.
- d/ Refunds Receivable as of 30 June 1957 will be collected in FY 1958 to cover this mathematical over-liquidation.

Source: Financial Analysis Group, Directorate of Budget, Comptroller.

TABLE 94 - DEPARTMENT OF THE AIR FORCE - EXPENDITURES AGAINST FISCAL YEAR 1957 PROGRAMS DURING FISCAL YEAR 1957

(In thousands of dollars. Figures in parentheses denote minus amounts.)

APPROPRIATION AND PROGRAM TITLE	TOTAL NET EXPENDITURES	REIMBURSEMENTS COLLECTED	TOTAL GROSS EXPENDITURES	FIRST QUARTER	SECOND QUARTER	THIRD QUARTER	FOURTH QUARTER
<u>All Appropriations a/</u>	<u>9,849,728</u>	<u>250,243</u>	<u>10,099,971</u>	<u>1,678,408</u>	<u>2,378,582</u>	<u>2,599,780</u>	<u>3,443,201</u>
<u>Military Construction a/</u>	<u>1,082,707</u>	<u>3,018</u>	<u>1,085,725</u>	<u>333,259</u>	<u>323,702</u>	<u>211,893</u>	<u>216,871</u>
<u>All Appropriations Excluding Military Construction - Total</u>	<u>8,767,021</u>	<u>247,225</u>	<u>9,014,246</u>	<u>1,345,149</u>	<u>2,054,880</u>	<u>2,387,887</u>	<u>3,226,330</u>
<u>Aircraft and Related Procurement - Total</u>	<u>1,333,044</u>	<u>25,279</u>	<u>1,358,323</u>	<u>1,099</u>	<u>141,273</u>	<u>339,166</u>	<u>876,785</u>
110 Aircraft - Complete.....	30,019	3,556	33,575	(2,565)	50,638	(196,152)	181,654
120 Aircraft Components.....	475,401	20,796	496,197	(3,185)	(56,435)	266,857	288,960
130 Guided Missiles Complete.....	549,212	575	549,787	5,777	107,336	156,364	280,310
140 Guided Missile Components.....	14,206	-	14,206	-	905	1,340	11,961
150 Industrial Facilities and Equipment.....	23,099	1	23,060	(4,999)	3,924	6,998	17,137
160 Modification.....	241,414	84	241,498	6,071	34,905	103,200	97,322
Undistributed.....	(267)	267	-	-	-	559	(559)
<u>Procurement Other Than Aircraft - Total</u>	<u>180,232</u>	<u>21,958</u>	<u>202,190</u>	<u>23,586</u>	<u>28,028</u>	<u>63,718</u>	<u>86,858</u>
210 Weapons, Ammunition and Propellants.....	10,977	4,067	15,044	-	6,171	104	8,769
220 Vehicular Equipment.....	10,423	3,870	14,293	3,757	261	2,797	7,478
230 Ground Communications - Electronic Equipment.....	31,102	6,439	37,541	19,730	1,591	3,604	12,616
240 Ground Handling Equipment.....	83,345	1,809	85,154	-	12,562	41,650	30,942
250 Training Equipment.....	3,600	650	4,250	-	763	899	2,588
260 Support Equipment and Supplies.....	39,780	3,616	43,396	98	6,699	14,408	22,231
270 Base Maintenance Equipment.....	1,035	1,477	2,512	1	21	256	2,234
Undistributed.....	(30)	30	-	-	-	-	-
<u>Operation and Maintenance - Total</u>	<u>3,063,329</u>	<u>165,536</u>	<u>3,228,865</u>	<u>473,483</u>	<u>817,133</u>	<u>911,590</u>	<u>1,026,659</u>
410 Aircraft Fuel and Oil.....	481,390	3,697	484,487	64,017	152,041	121,893	146,536
430 Logistical Support.....	1,148,911	129,026	1,277,937	165,346	295,102	398,537	418,952
440 Training Support.....	311,007	6,957	317,964	57,717	83,646	87,431	89,170
450 Operational Support.....	858,182	11,462	869,644	127,086	182,858	267,653	292,047
470 Medical Support.....	76,528	13,221	89,749	12,263	20,684	22,844	33,958
480 Service-Wide Support.....	162,103	3,021	165,124	26,901	43,569	46,168	48,486
490 Contingencies.....	3,153	1	3,154	296	633	706	1,519
Undistributed.....	22,055	(1,249)	20,806	19,857	38,600	(33,642)	(4,009)

TABLE 94 -- DEPARTMENT OF THE AIR FORCE -- EXPENDITURES AGAINST FISCAL YEAR 1957 PROGRAMS DURING FISCAL YEAR 1957 (CONTINUED)

(See first page of this table for headnotes.)

APPROPRIATION AND PROGRAM TITLE	TOTAL NET EXPENDITURES	REIMBURSEMENTS COLLECTED	TOTAL GROSS EXPENDITURES	FIRST QUARTER	SECOND QUARTER	THIRD QUARTER	FOURTH QUARTER
<u>Military Personnel - Total</u>	<u>3,609,494</u>	<u>27,798</u>	<u>3,637,292</u>	<u>772,900</u>	<u>940,913</u>	<u>908,578</u>	<u>1,014,901</u>
510 Pay and Allowances.....	3,332,532	2,956	3,335,588	729,015	855,836	828,165	922,572
530 Movements - Permanent Change of Station.....	143,824	4,934	148,758	26,532	33,205	39,660	49,361
550 Subsistence.....	130,095	19,778	149,873	22,470	39,984	41,598	45,821
590 Other Military Personnel Costs.....	4,851	39	4,890	805	1,268	1,460	1,357
Undistributed.....	(1,908)	91	(1,817)	(5,922)	10,620	(2,305)	(4,210)
<u>Research and Development - Total</u>	<u>366,895</u>	<u>5,764</u>	<u>372,659</u>	<u>37,919</u>	<u>77,152</u>	<u>105,205</u>	<u>152,383</u>
610 Aircraft and Related Equipment.....	48,931	-	48,931	-	4,778	16,445	27,708
620 Guided Missiles and Related Equipment.....	38,094	-	38,094	1,856	6,933	10,055	19,250
660 Ammunition and Related Equipment.....	2,014	-	2,014	*	143	397	1,474
670 Other Equipment.....	19,078	-	19,078	71	689	6,463	11,855
680 Military Sciences.....	14,578	-	14,578	52	1,149	4,264	9,113
690 Operation and Management.....	244,200	5,764	249,964	35,940	63,460	67,581	82,983
<u>Reserve Personnel - Total</u>	<u>39,068</u>	<u>815</u>	<u>39,883</u>	<u>7,883</u>	<u>8,656</u>	<u>9,695</u>	<u>13,649</u>
750 Reserve Personnel.....	34,132	10	34,142	6,500	6,864	8,511	12,267
770 Reserve Officer Candidates.....	4,471	805	5,276	880	1,731	1,483	1,182
Undistributed.....	465	-	465	503	61	(299)	200
<u>Air National Guard</u>	<u>174,922</u>	<u>75</u>	<u>175,034</u>	<u>28,272</u>	<u>41,725</u>	<u>49,935</u>	<u>55,092</u>

a/ Inasmuch as fiscal records for the Military Construction Appropriation are not maintained by program year, the data shown here represent the activity against all funds available for expenditure during fiscal year 1957 for this appropriation.

* Less than \$500.00.

Source: Financial Analysis Group, Directorate of Budget, Comptroller.

TABLE 95 - DEPARTMENT OF THE AIR FORCE - EXPENDITURES AGAINST FISCAL YEAR 1956 PROGRAMS DURING FISCAL YEAR 1957

(In thousands of dollars. Figures in parentheses denote minus amounts.)

APPROPRIATION AND PROGRAM TITLE	TOTAL NET EXPENDITURES	REIMBURSEMENTS COLLECTED	TOTAL GROSS EXPENDITURES	FIRST QUARTER	SECOND QUARTER	THIRD QUARTER	FOURTH QUARTER
<u>All Appropriations a/.....</u>	<u>4,971,107</u>	<u>99,437</u>	<u>5,070,544</u>	<u>1,054,561</u>	<u>1,190,224</u>	<u>1,437,136</u>	<u>1,388,623</u>
<u>Aircraft and Related Procurement - Total.....</u>	<u>3,355,453</u>	<u>3,080</u>	<u>3,358,533</u>	<u>432,628</u>	<u>743,505</u>	<u>1,095,801</u>	<u>1,086,599</u>
110 Aircraft - Complete.....	1,605,481	2,799	1,608,280	191,084	397,624	574,113	645,485
120 Initial Aircraft Component Spares and Spare Parts..	396,505	(12)	396,493	16,523	44,320	153,620	182,030
130 Related Aircraft Procurement.....	298,874	-	298,874	45,412	67,010	80,430	106,022
140 Mod. of In-Service Aircraft and Comp. Equipment.....	267,707	49	267,756	65,961	77,151	67,894	56,750
150 Guided Missiles - Complete.....	577,887	276	578,163	169,849	155,603	157,380	95,331
180 Industrial Mobilization.....	4,994	-	4,994	3,737	1,238	251	(232)
190 Procurement Administration.....	6,177	18	6,195	4,681	209	266	1,039
Undistributed.....	(2,172)	-	(2,172)	(64,619)	350	61,847	250
<u>Major Procurement Other Than Aircraft - Total.....</u>	<u>335,349</u>	<u>1,271</u>	<u>336,620</u>	<u>4,557</u>	<u>81,529</u>	<u>136,223</u>	<u>114,311</u>
210 Weapons, Ammunition, and Assist Take-Off Units.....	19,473	372	19,845	1,033	3,670	4,837	10,305
220 Ground Powered and Marine Equipment.....	22,348	4	22,352	(2,360)	10,609	8,353	5,750
230 Electronics and Communications Equipment.....	195,133	143	195,276	20,262	46,940	66,276	61,798
250 Training Equipment.....	23,750	(1)	23,749	2,550	3,788	4,881	12,530
270 Other Major Equipment.....	71,734	55	71,789	6,171	15,734	27,030	22,854
299 Classified Project.....	3,119	298	3,417	326	788	1,389	914
Undistributed.....	(208)	400	192	(23,425)	-	23,457	160
<u>Maintenance and Operations - Total.....</u>	<u>884,491</u>	<u>90,237</u>	<u>974,728</u>	<u>446,994</u>	<u>243,216</u>	<u>170,899</u>	<u>113,619</u>
410 Operation of Aircraft.....	316,742	51,542	368,284	118,157	84,411	95,037	70,679
420 Org., Base and Maintenance Equipment and Supplies..	90,288	26,876	117,164	30,635	34,246	30,432	21,851
430 Logistical Support.....	224,654	5,431	230,085	130,080	54,023	27,877	18,105
440 Training Support.....	40,616	270	40,886	26,485	8,093	4,134	2,174
450 Operational Support.....	169,619	3,524	173,143	96,723	47,454	20,119	8,847
470 Medical Support.....	10,044	2,362	12,406	9,055	2,457	569	325
480 Service-Wide Support.....	24,686	209	24,895	13,989	6,792	1,997	2,117
490 Contingencies.....	1,866	-	1,866	661	394	358	453
Appropriation Transfer Account.....	572	-	572	413	74	76	9
Undistributed.....	5,404	23	5,427	20,796	5,272	(9,700)	(10,941)

TABLE 85 - DEPARTMENT OF THE AIR FORCE - EXPENDITURES AGAINST FISCAL YEAR 1956 PROGRAMS DURING FISCAL YEAR 1957 (CONTINUED)

(See first page of this table for headnotes.)

APPROPRIATION AND PROGRAM TITLE		TOTAL NET EXPENDITURES	REIMBURSEMENTS COLLECTED	TOTAL GROSS EXPENDITURES	FIRST QUARTER	SECOND QUARTER	THIRD QUARTER	FOURTH QUARTER
	<u>Military Personnel - Total</u>	<u>97,235</u>	<u>4,211</u>	<u>101,446</u>	<u>65,564</u>	<u>30,270</u>	<u>2,355</u>	<u>3,257</u>
510	Pay and Allowances.....	47,770	(1,453)	46,317	21,099	27,087	(4,411)	2,542
530	Movements - Permanent Change of Station.....	31,629	4,646	36,275	25,629	7,314	2,389	943
550	Subsistence.....	17,883	906	18,789	16,282	682	1,695	130
590	Other Military Personnel Costs.....	326	112	438	360	50	19	9
	Undistributed.....	(373)	-	(373)	2,194	(4,863)	2,663	(367)
	<u>Research and Development - Total</u>	<u>256,500</u>	<u>652</u>	<u>257,152</u>	<u>75,380</u>	<u>84,304</u>	<u>29,363</u>	<u>68,105</u>
610	Aircraft and Related Equipment.....	104,771	-	104,771	28,183	38,159	(4,115)	44,544
620	Guided Missiles and Related Equipment.....	34,088	-	34,088	10,363	12,554	7,302	3,869
660	Ammunition and Related Equipment.....	5,623	-	5,623	1,597	1,817	1,359	850
670	Other Equipment.....	44,131	35	44,166	8,711	16,559	10,701	8,195
680	Military Sciences.....	35,573	-	35,573	7,870	12,225	8,029	7,449
690	Operation and Management.....	35,582	617	36,199	20,682	6,984	5,335	3,198
	Undistributed.....	(3,268)	-	(3,268)	(2,026)	(1,994)	752	-
	<u>Reserve Personnel - Total</u>	<u>5,378</u>	<u>(2)</u>	<u>5,376</u>	<u>5,082</u>	<u>223</u>	<u>47</u>	<u>24</u>
750	Reserve Personnel.....	4,185	1	4,186	3,324	774	45	23
770	Reserve Officer Candidates.....	1,193	(3)	1,155	1,153	3	*	(1)
	Undistributed.....	55	-	55	605	(554)	2	2
	<u>Air National Guard - Total</u>	<u>36,701</u>	<u>(12)</u>	<u>36,689</u>	<u>24,356</u>	<u>7,177</u>	<u>2,448</u>	<u>2,708</u>

a/ Inasmuch as fiscal records for the Military Construction Appropriation are not maintained by program year, data for this appropriation for Fiscal Year 1957 and Prior Years are shown on the table for Fiscal Year 1957 program.

* Less than \$500.00.

Source: Financial Analysis Group, Directorate of Budget, Comptroller.

TABLE 96 - DEPARTMENT OF THE AIR FORCE - EXPENDITURES AGAINST FISCAL YEAR 1955 PROGRAMS DURING FISCAL YEAR 1957

(In thousands of dollars. Figures in parentheses denote minus amounts.)

APPROPRIATION AND PROGRAM TITLE	TOTAL NET EXPENDITURES	REIMBURSEMENTS COLLECTED	TOTAL GROSS EXPENDITURES	FIRST QUARTER	SECOND QUARTER	THIRD QUARTER	FOURTH QUARTER
<u>All Appropriations a/.....</u>	<u>2,596,529</u>	<u>3,523</u>	<u>2,600,051</u>	<u>736,809</u>	<u>761,733</u>	<u>570,136</u>	<u>531,373</u>
<u>Aircraft and Related Procurement - Total.....</u>	<u>2,103,757</u>	<u>2,881</u>	<u>2,106,638</u>	<u>614,648</u>	<u>638,046</u>	<u>449,399</u>	<u>404,545</u>
110 Aircraft - Complete.....	1,274,839	2,300	1,277,139	402,968	376,065	250,174	237,932
120 Initial Aircraft Component Spares and Spare Parts..	392,047	-	392,047	73,645	108,071	104,428	105,903
130 Related Aircraft Procurement.....	234,646	-	234,646	66,862	101,324	37,703	28,757
140 Mod. of In-Service Aircraft and Comp. Equipment....	55,187	-	55,187	20,216	10,803	13,988	10,180
150 Guided Missiles - Complete.....	145,832	581	146,413	51,863	39,935	33,119	21,496
180 Industrial Mobilization.....	1,490	-	1,490	212	837	366	75
190 Procurement Administration.....	1,009	-	1,009	339	1,011	(543)	202
Undistributed.....	(1,293)	-	(1,293)	(1,457)	-	164	-
<u>Major Procurement Other Than Aircraft - Total.....</u>	<u>331,281</u>	<u>-</u>	<u>331,281</u>	<u>58,595</u>	<u>73,189</u>	<u>96,212</u>	<u>103,285</u>
210 Weapons, Ammunition, and Assist Take-Off Units.....	13,838	-	13,838	3,224	2,695	1,238	6,581
220 Ground Powered and Marine Equipment.....	16,933	-	16,933	3,005	4,849	5,721	3,358
230 Electronics and Communications Equipment.....	228,566	-	228,566	35,340	50,630	70,111	72,485
250 Training Equipment.....	23,093	-	23,093	5,385	3,658	6,553	7,497
270 Other Major Equipment.....	39,216	-	39,216	9,840	9,048	9,092	11,236
299 Classified Project.....	10,081	-	10,081	2,248	2,309	3,489	2,035
Undistributed.....	(446)	-	(446)	(447)	-	8	(7)
<u>Maintenance and Operations - Total.....</u>	<u>106,964</u>	<u>82</u>	<u>107,046</u>	<u>47,987</u>	<u>33,700</u>	<u>12,753</u>	<u>12,606</u>
410 Operation of Aircraft.....	55,578	18	55,596	14,699	22,157	9,546	9,234
420 Org., Base and Maintenance Equipment and Supplies..	19,265	(7)	19,258	4,936	7,397	3,608	3,317
430 Logistical Support.....	10,011	(222)	9,789	6,027	2,369	(163)	1,556
440 Training Support.....	1,546	11	1,557	517	479	266	295
450 Operational Support.....	8,504	162	8,666	3,221	2,204	925	2,316
460 Research and Test Support.....	123	-	123	52	38	25	8
470 Medical Support.....	232	49	281	80	73	51	77
480 Service-Wide Support.....	2,598	71	2,669	2,573	33	(60)	123
Appropriation Transfer Account.....	282	-	282	135	77	*	70
Undistributed.....	8,825	-	8,825	15,787	(1,127)	(1,445)	(4,390)
<u>Military Personnel - Total.....</u>	<u>3,709</u>	<u>540</u>	<u>4,249</u>	<u>2,041</u>	<u>587</u>	<u>869</u>	<u>752</u>
510 Pay and Allowances.....	4,360	(5)	4,355	(3,073)	582	6,260	587
530 Movements - Permanent Change of Station.....	86	194	280	(25)	152	81	72
550 Subsistence.....	(653)	341	(312)	478	(834)	15	29
590 Other Military Personnel Costs.....	3	9	12	5	2	3	2
Undistributed.....	(87)	-	(87)	4,656	685	(5,490)	62

TABLE 96 - DEPARTMENT OF THE AIR FORCE - EXPENDITURES AGAINST FISCAL YEAR 1955 PROGRAMS DURING FISCAL YEAR 1957 (CONTINUED)

(See first page of this table for headnotes.)

APPROPRIATION AND PROGRAM TITLE	TOTAL NET EXPENDITURES	REIMBURSEMENTS COLLECTED	TOTAL GROSS EXPENDITURES	FIRST QUARTER	SECOND QUARTER	THIRD QUARTER	FOURTH QUARTER
<u>Research and Development - Total</u>	<u>47,638</u>	<u>20</u>	<u>47,658</u>	<u>12,386</u>	<u>15,186</u>	<u>10,421</u>	<u>9,665</u>
610 Aircraft.....	6,787	-	6,787	3,549	1,694	719	825
620 Guided Missiles.....	(232)	-	(232)	(1,296)	493	658	(87)
630 Propulsion.....	7,155	-	7,155	1,807	3,074	(134)	2,408
640 Electronics.....	13,150	-	13,150	4,469	4,360	2,554	1,767
650 Armament.....	6,617	-	6,617	(61)	2,534	2,370	1,774
660 Equipment.....	5,789	-	5,789	1,846	1,505	1,429	1,009
670 Science.....	7,783	41	7,764	2,715	1,256	2,544	1,249
680 Special Projects.....	2,074	-	2,074	826	267	273	708
690 Laboratory Operations.....	213	(21)	192	130	20	13	29
Undistributed.....	(1,638)	-	(1,638)	(1,599)	(17)	(5)	(17)
<u>Reserve Personnel - Total</u>	<u>13</u>	<u>-</u>	<u>13</u>	<u>2</u>	<u>5</u>	<u>2</u>	<u>4</u>
520 Pay and Allowances, Reserve and ROTC.....	22	-	22	13	5	*	*
540 Travel, AF Reserve and ROTC Training Duty.....	(4)	-	(4)	(3)	(1)	*	*
550 Subsistence.....	2	-	2	2	-	-	-
560 Individual Clothing.....	(5)	-	(5)	(4)	(1)	-	-
Undistributed.....	(2)	-	(2)	(6)	2	2	*
<u>Contingencies - Total</u>	<u>685</u>	<u>-</u>	<u>685</u>	<u>323</u>	<u>227</u>	<u>70</u>	<u>65</u>
<u>Air National Guard</u>	<u>2,482</u>	<u>-</u>	<u>2,482</u>	<u>827</u>	<u>793</u>	<u>410</u>	<u>451</u>

Amounts do not necessarily add to totals due to rounding.

a/ Inasmuch as fiscal records for the Military Construction Appropriation are not maintained by program year, data for this appropriation for Fiscal Year 1957 and Prior Years are shown on the table for Fiscal Year 1957 program.

* Less than \$500.00.

Source: Financial Analysis Group, Directorate of Budget, Comptroller.

TABLE 97 - DEPARTMENT OF THE AIR FORCE - EXPENDITURES AGAINST FISCAL YEAR 1954 PROGRAMS DURING FISCAL YEAR 1957

(In thousands of dollars. Figures in parentheses denote minus amounts.)

APPROPRIATION AND PROGRAM TITLE	TOTAL NET EXPENDITURES	REIMBURSEMENTS COLLECTED	TOTAL GROSS EXPENDITURES	FIRST QUARTER	SECOND QUARTER	THIRD QUARTER	FOURTH QUARTER
<u>All Appropriations a/.....</u>	<u>150,660</u>	<u>742,816</u>	<u>893,476</u>	<u>271,892</u>	<u>322,291</u>	<u>182,732</u>	<u>110,594</u>
<u>Aircraft and Related Procurement - Total.....</u>	<u>166,224</u>	<u>555,017</u>	<u>721,241</u>	<u>247,376</u>	<u>260,058</u>	<u>130,643</u>	<u>83,164</u>
110 Aircraft - Complete.....	308,545	37	308,582	121,933	109,655	57,598	19,396
120 Initial Aircraft Component Spares and Spare Parts..	229,144	2	229,146	67,271	76,283	52,231	33,361
130 Related Aircraft Procurement.....	45,516	-	45,516	(6,155)	10,166	37,942	3,563
140 Mod. of In-Service Aircraft and Comp. Equipment...	18,428	-	18,428	3,818	5,730	4,868	4,012
150 Guided Missiles - Complete.....	39,254	-	39,254	12,113	10,910	5,779	10,452
180 Industrial Mobilization.....	(21)	-	(21)	(314)	61	2	230
190 Procurement and Production Administration.....	2	-	2	(4)	2	4	*
900 Military Assistance.....	(471,081)	554,978	83,897	52,229	47,251	(27,733)	12,150
Undistributed.....	(3,563)	-	(3,563)	(3,515)	-	(48)	-
<u>Major Procurement Other Than Aircraft - Total.....</u>	<u>(43,679)</u>	<u>187,799</u>	<u>144,120</u>	<u>26,319</u>	<u>24,271</u>	<u>41,899</u>	<u>21,631</u>
210 Weapons and Ammunition.....	10,178	*	10,178	203	4,077	2,883	3,015
220 Ground Powered and Marine Equipment.....	2,557	-	2,557	729	838	460	530
230 Electronics and Communications Equipment.....	76,037	-	76,037	11,300	30,453	23,049	11,235
250 Training Equipment.....	9,794	-	9,794	2,921	2,540	2,398	1,935
270 Other Major Equipment.....	17,524	-	17,524	5,690	6,561	3,427	1,846
299 Classified Project.....	(11)	-	(11)	(514)	-	18	485
900 Military Assistance.....	(145,327)	187,799	42,472	24,736	10,327	4,824	2,585
Undistributed.....	(14,431)	-	(14,431)	(18,746)	(525)	4,840	-
<u>Research and Development - Total.....</u>	<u>28,115</u>	<u>-</u>	<u>28,115</u>	<u>4,164</u>	<u>7,962</u>	<u>10,190</u>	<u>2,799</u>
610 Aircraft.....	1,373	-	1,373	(78)	1,422	(297)	266
620 Guided Missiles.....	2,435	-	2,435	567	1,311	213	344
630 Propulsion.....	11,791	-	11,791	3,807	1,709	5,464	811
640 Electronics.....	4,851	-	4,851	799	1,599	1,525	928
650 Armament.....	3,197	-	3,197	(509)	484	1,803	1,419
660 Equipment.....	3,184	-	3,184	239	536	830	1,579
670 Science.....	1,731	-	1,731	525	484	415	307
680 Special Projects.....	828	-	828	120	327	231	150
690 Laboratory Operations.....	(2)	-	(2)	(3)	30	(24)	(5)
Undistributed.....	(1,273)	-	(1,273)	(1,303)	-	30	-

a/ Inasmuch as fiscal records for the Military Construction Appropriation are not maintained by program year, data for this appropriation for Fiscal Year 1957 and Prior Years are shown on the table for Fiscal Year 1957 program.

* Less than \$500.00.

Source: Financial Analysis Group, Directorate of Budget, Comptroller.

TABLE 98 - DEPARTMENT OF THE AIR FORCE - EXPENDITURES AGAINST FISCAL YEAR 1953 AND PRIOR YEARS DURING FISCAL YEAR 1957

(In thousands of dollars. Figures in parentheses denote minus amounts.)

APPROPRIATION AND PROGRAM TITLE	TOTAL NET EXPENDITURES	REIMBURSEMENTS COLLECTED	TOTAL GROSS EXPENDITURES	FIRST QUARTER	SECOND QUARTER	THIRD QUARTER	FOURTH QUARTER
<u>All Appropriations a/</u>	613,078	4,016	617,094	472,589	286,821	(6,220)	(135,826)
<u>Aircraft and Related Procurement - Total</u>	442,791	2,160	444,951	321,662	226,179	(6,991)	(95,899)
FY 1953 and Prior.....	223,662	408	224,070	76,517	151,059	(13,486)	0
Liquidation Account.....	208,791	1,752	210,543	0	0	240,727	(30,184)
Appropriation Transfer Account.....	44	-	44	19	9	4	12
Undistributed b/.....	10,294	-	10,294	245,126	65,131	(234,236)	(65,727)
<u>Major Procurement Other Than Aircraft - Total</u>	129,742	1,264	131,006	118,374	36,620	(27,443)	3,455
FY 1953 and Prior.....	(13,187)	0	(13,187)	(49,229)	41,794	(5,751)	0
Liquidation Account.....	48,715	1,264	49,979	0	0	69,888	(19,910)
Appropriation Transfer Account.....	5,105	-	5,105	950	937	831	2,387
Undistributed b/.....	89,109	-	89,109	166,653	(6,111)	(92,411)	20,978
<u>Maintenance and Operations - Total</u>	11,156	-	11,156	4,820	2,953	1,854	1,799
FY 1953.....	11,156	-	11,156	4,820	2,953	1,854	1,799
<u>Research and Development - Total</u>	29,389	592	29,981	27,733	21,069	26,360	(45,181)
FY 1953 and Prior.....	(4,130)	(4)	(4,134)	(7,894)	3,775	(15)	0
Liquidation Account.....	10,364	596	10,960	0	0	6,130	4,830
Appropriation Transfer Account.....	955	-	955	476	205	116	158
Undistributed b/.....	22,200	-	22,200	35,151	17,089	20,129	(50,169)

NOTE: Due to finalization of FY 1953 and prior year programs during FY 1957 and to revised accounting procedures instituted on 1 July 1956 the above programs and accounts cannot be presented by budget program.

a/ Inasmuch as fiscal records for the Military Construction Appropriation are not maintained by program year, data for this appropriation for Fiscal Year 1957 and Prior Years are shown on the table for Fiscal Year 1957 program.

b/ Undistributed shown here results from difference between Treasury expenditures and expenditures recorded at Air Force Command level, and is applicable to all programs from FY 1957 and prior.

- Entry not applicable.

0 No amount reported.

Source: Financial Analysis Group, Directorate of Budget, Comptroller.

TABLE 99 - ACTIVITY IN AIR FORCE MANAGEMENT FUNDS DURING FISCAL YEAR 1957

The Air Force Management Fund was established under Section 406, Public Law 216, 81st Congress, National Security Act Amendments of 1949 to provide a means for simplifying administration of and bookkeeping for financial transactions of either a continuing or a one-time project to be financed by two or more appropriations, where the expenditures are not readily allocable to such appropriations initially. Figures in parentheses indicate minus amounts.

LINE NO.	ITEM	TOTAL DURING FY 1957	PROGRAM YEAR 1957	PROGRAM YEAR 1956	PROGRAM YEAR 1955	PROGRAM YEAR 1954 & PRIOR YEARS	APPROPRIATION TRANSFER ACCOUNT	"M" ACCOUNT 1/	ADJUSTMENT TO TREASURY BALANCES
1	Unobligated Balance, 1 July 1956:								
	(a) Available for New Obligations in FY 1957 (Corpus Only).....	1,000,000	-	1,000,000	-	-	-	-	-
	(b) Available Only for Adjustment of Prior Years Obligations.....	11,825,609	-	10,109,084	934,327	779,664	2,534	-	-
2	Unliquidated Obligations, 1 July 1956.....	102,750,271	-	97,164,651	5,500,644	84,976	-	-	-
3	Unexpended Balance, 1 July 1956.....	115,575,880	-	108,273,735	6,434,971	864,640	2,534	-	-
4	Transfer of Corpus.....	-	1,000,000	(1,000,000)	-	-	-	-	-
5	Transfer of Obligated Balances From Certified Claims to Merged Prior Year Account.....	10,026,567	-	-	-	-	-	10,026,567	-
6	Return of Unobligated Balance of Prior Year Allocated Working Fund to U. S. Treasury by Dept. of Commerce..	(2,534)	-	-	-	-	(2,534)	-	-
7	Advances by Source Appropriation:								
8	"Procurement Other Than Aircraft, Air Force".....	20,983,000	20,983,000	-	-	-	-	-	-
9	"Military Construction, Air Force".....	50,333,000	50,333,000	-	-	-	-	-	-
10	"Operation and Maintenance, Air Force, 1957".....	71,979,500	71,979,500	-	-	-	-	-	-
11	"Service-Wide Supply and Finance, Navy, 1957".....	635,000	635,000	-	-	-	-	-	-
12	"Operation and Maintenance, Army, 1957".....	752,500	752,500	-	-	-	-	-	-
13	Total Advances By Source.....	144,683,000	144,683,000	-	-	-	-	-	-
14	Anticipated Reimbursements:								
15	"Procurement Other Than Aircraft, Air Force".....	3,294,000	3,294,000	-	-	-	-	-	-
16	"U. S. Coast and Geodetic Survey".....	17,200	17,200	-	-	-	-	-	-
17	Total Anticipated Reimbursements.....	3,311,200	3,311,200	-	-	-	-	-	-
18	Available for Fiscal Year 1957 Program (Lines 1(a), 4, 13 and 17).....	148,994,200	148,994,200	-	-	-	-	-	-
19	Obligations Against Fiscal Year 1957 Program.....	142,948,035	142,948,035	-	-	-	-	-	-
20	Available for Adjustment of Prior Years Obligations (Lines 1(a,b), 4, 6, 13 and 17).....	11,823,075	-	10,109,084	934,327	779,664	-	-	-
21	Adjustment in Obligations of Prior Years.....	9,297,937	-	8,934,063	653,425	(3)	-	(289,538)	-
22	Total Available for Expenditure (Lines 3, 4, 5, 6, 13 and 17).....	273,594,113	148,994,200	107,273,735	6,434,971	864,640	-	10,026,567	-
23	Expenditure Activity During FY 1957.....	212,998,488	93,232,126	104,050,141	6,111,373	84,973	-	3,649,686	5,870,189

TABLE 99 — ACTIVITY IN AIR FORCE MANAGEMENT FUNDS DURING FISCAL YEAR 1957 (CONTINUED)

(See first page of this table for headnotes.)

LINE NO.	ITEM	TOTAL DURING FY 1957	PROGRAM YEAR 1957	PROGRAM YEAR 1956	PROGRAM YEAR 1955	PROGRAM YEAR 1954 & PRIOR YEARS	APPROPRIATION TRANSFER ACCOUNT	"M" ACCOUNT ^{1/}	ADJUSTMENT TO TREASURY BALANCES
24	Return of Prior Year Advances to Source Appropriation:								
25	"Military Construction, Air Force".....	(780,311)	-	-	-	(780,311)	-	-	-
26	Total Returns During FY 1957.....	(780,311)	-	-	-	(780,311)	-	-	-
27	Unobligated Balances Withdrawn Pursuant to P. L. 798, 84th Congress.....	1,687,054	1,083,254	267,045	47,217	-	-	289,538	-
28	Unliquidated Obligations Transferred to "M" Account....	-	-	-	(13,519)	-	-	13,519	-
29	Unobligated Balance, 30 June 1957:								
	(a) Available for Fiscal Year 1958 Program (Corpus Only).....	1,000,000	1,000,000	-	-	-	-	-	-
	(b) Available for Adjustment of Prior Years Obligations (Lines 18 less 19, plus 20, less 21, less 26 and 27, less Corpus).....	5,103,938	3,962,911	907,976	233,695	(644)	-	-	-
30	Unliquidated Obligations, 30 June 1957 (Lines 2, 5, 19 and 21, less 23 and 26).....	52,024,322	49,715,909	2,048,573	29,167	-	-	6,100,862	(5,870,189)
31	Unexpended Balance, 30 June 1957.....	56,128,260	54,878,826	2,956,549	262,862	(644)	-	6,100,862	(5,870,189)


^{1/} "M" Accounts, established pursuant to P. L. 798, 84th Congress, cover those unliquidated obligations in lapsed annual appropriations formerly paid under the certified claims procedure.

Source: Financial Analysis Group, Directorate of Budget, Comptroller

Transportation



PART XIII



TRANSPORTATION

1. Definitions:a. Space Required Travel -

- (1) Military personnel of the Department of Defense on active duty traveling under competent change of station or temporary duty orders, or in emergency leave status.
- (2) Civilian personnel of the Department of Defense traveling under competent change of station, temporary duty, or emergency leave orders.
- (3) Members of Congress traveling on official business at the request of and subject to such controls as may be prescribed by the chairman of the committee on which the Member of Congress is serving.
- (4) Dependents of military and civilian personnel of the Department of Defense when traveling pursuant to competent permanent change of station orders or travel authorizations in connection with permanent change of station of the principal.
- (5) Red Cross personnel on duty with the Armed Forces who are traveling under competent orders of the sponsoring Department.
- (6) Dependents of military and civilian personnel of the Department of Defense stationed overseas when such dependents are traveling to or from the United States for the purpose of attending school - not to exceed one round trip per year.

b. Space Available Travel - space unassigned after all space requirement travel assignments have been made and which would otherwise be unused.c. Measurement Ton - a unit of volume for cargo freight usually reckoned at 40 cubic feet.2. Overseas Areas -

- a. Transatlantic - Europe, Mediterranean-Africa, Azores, Bermuda, Iceland.
- b. Arctic - Newfoundland, Greenland, Labrador.
- c. Pacific - Philippines, Far East, Pacific Islands, Indian Ocean Area.
- d. Caribbean - Caribbean Area, South America, Ascension Island.
- e. Alaska - Includes Aleutians.

TABLE 100 - TRAFFIC MOVED BY MATS BETWEEN CONTINENTAL U.S. AND OVERSEAS AREAS
FISCAL YEAR 1957

(This is a new table and does not appear in the previous fiscal year Statistical Digest.)

SOURCE AND DESTINATION	Number of Passengers	IN SHORT TONS		
		Passenger Weight	Cargo and Mail	Total
AIR FORCE SPONSORED				
<u>U. S. TO OVERSEAS - Total</u>	<u>178,320</u>	<u>20,534.5</u>	<u>57,483.2</u>	<u>78,017.7</u>
Transatlantic	90,204	10,431.4	26,634.9	37,066.3
Arctic	25,038	2,763.6	7,219.0	9,982.6
Pacific	43,267	5,028.1	14,874.8	19,902.9
Alaska	15,549	1,830.1	6,250.2	8,080.3
Caribbean	4,242	481.3	2,504.3	2,985.6
<u>OVERSEAS TO U. S. - Total</u>	<u>189,236</u>	<u>20,803.4</u>	<u>52,035.4</u>	<u>72,838.8</u>
Transatlantic	99,239	10,752.6	25,704.9	36,457.5
Arctic	22,438	2,451.0	4,522.6	6,973.6
Pacific	48,432	5,485.5	14,521.7	20,007.2
Alaska	14,037	1,568.6	5,136.1	6,706.7
Caribbean	5,090	545.7	2,148.1	2,693.8
ALL TRAFFIC				
<u>U. S. TO OVERSEAS AREAS - Total</u>	<u>343,255</u>	<u>38,604.2</u>	<u>84,414.7</u>	<u>123,018.9</u>
Transatlantic	152,880	17,283.5	37,441.5	54,725.0
Arctic	34,695	3,754.8	12,935.3	16,690.1
Pacific	125,018	14,193.2	24,049.2	38,242.4
Alaska	19,774	2,246.3	6,671.7	8,918.0
Caribbean	10,888	1,126.4	3,317.0	4,443.4
<u>OVERSEAS TO U. S. AREAS - Total</u>	<u>351,267</u>	<u>38,094.6</u>	<u>61,875.8</u>	<u>99,970.4</u>
Transatlantic	155,000	16,499.2	28,807.3	45,306.5
Arctic	27,350	2,975.5	4,759.7	7,735.2
Pacific	136,894	15,229.6	20,504.7	35,734.3
Alaska	20,135	2,192.3	5,576.9	7,769.2
Caribbean	11,888	1,198.0	2,227.2	3,425.2

SOURCE: Movement Control Division, Directorate of Transportation, DCB/Materiel.

TABLE 101 - MOVEMENT OF USAF SPONSORED PASSENGERS BY OCEAN TRANSPORTATION
FISCAL YEAR 1957

(This is a new table and does not appear in the previous fiscal year Statistical Digest.)

CONTINENTAL U. S. PORT AND OVERSEAS AREA	OUTBOUND				INBOUND			
	Space Required			Space Available	Space Required			Space Available
	Total	Cabin	Troop		Total	Cabin	Troop	
<u>GRAND TOTAL</u>	<u>53,264</u>	<u>39,506</u>	<u>12,196</u>	<u>1,562</u>	<u>41,766</u>	<u>22,902</u>	<u>17,328</u>	<u>1,466</u>
<u>EAST COAST - Total</u>	<u>21,003</u>	<u>17,972</u>	<u>2,307</u>	<u>724</u>	<u>15,627</u>	<u>11,237</u>	<u>3,762</u>	<u>628</u>
North Atlantic	146	45	46	55	607	325	156	126
Atlantic ^{1/}	1	-	1	-	3	3	-	-
Caribbean - So. America ^{2/}	1,032	926	-	106	1,473	1,157	170	146
United Kingdom	6,068	5,660	338	70	5,194	3,668	1,450	76
Europe	9,182	7,163	1,580	439	5,780	3,919	1,676	185
Mediterranean	4,495	4,177	264	54	2,520	2,163	262	95
Mid-Pacific ^{3/}	-	-	-	-	50	2	48	-
Antarctica	79	1	78	-	-	-	-	-
<u>GULF COAST - Total</u>	<u>189</u>	<u>22</u>	<u>167</u>	<u>-</u>	<u>-</u>	<u>-</u>	<u>-</u>	<u>-</u>
Caribbean - So. America	3	-	3	-	-	-	-	-
Europe	156	22	134	-	-	-	-	-
Mediterranean	30	-	30	-	-	-	-	-
<u>WEST COAST, CALIF. - Total</u>	<u>21,813</u>	<u>12,758</u>	<u>8,457</u>	<u>598</u>	<u>17,757</u>	<u>7,009</u>	<u>10,206</u>	<u>542</u>
Mid-Pacific ^{3/}	5,158	4,546	290	322	4,263	2,390	1,518	355
Southwest Pacific	2,141	1,785	295	61	1,130	853	212	65
Far East	14,513	6,427	7,871	215	12,364	3,766	8,476	122
Middle East	1	-	1	-	-	-	-	-
<u>WEST COAST, WASH/OREGON - Total</u>	<u>10,259</u>	<u>8,754</u>	<u>1,265</u>	<u>240</u>	<u>8,382</u>	<u>4,656</u>	<u>3,430</u>	<u>296</u>
North Pacific	3,432	2,466	881	85	2,867	1,810	891	166
Far East	6,827	6,288	384	155	5,512	2,846	2,539	127
Mid-Pacific ^{3/}	-	-	-	-	3	-	-	3

^{1/} Azores and West Coast of Africa

^{2/} Includes Canal Zone

^{3/} Marianas-Bonins, Guam, Hawaii

SOURCE: Movement Control Division, Directorate of Transportation, DCS/Materiel.

TABLE 102 - MOVEMENT OF USAF SPONSORED CARGO BY OCEAN TRANSPORTATION
FISCAL YEAR 1957
(This is a new table and does not appear in the previous fiscal year Statistical Digest)

CONTINENTAL U. S. PORT AND OVERSEAS AREA	OUTBOUND			INBOUND
	Total	Troop Support	MAP	Total 1/
Measurement Tons				
GRAND TOTAL				
EAST COAST - Total	<u>669,063</u>	<u>611,653</u>	<u>57,410</u>	<u>283,812</u>
North Atlantic	92,122	92,122	-	37,636
Atlantic 2/	51,536	50,634	902	6,971
Caribbean & South America	19,475	14,470	5,005	4,360
Europe	217,619	204,489	13,130	91,544
United Kingdom	87,230	85,980	1,250	85,567
Spain	40,677	38,839	1,838	7,542
Mediterranean	107,247	86,578	20,669	40,456
Middle East	4,121	2,968	1,153	55
Southwest Pacific	14,624	2,499	12,125	248
Mid-Pacific 3/	5,426	5,426	-	473
Far East	23,740	27,402	1,338	8,960
South Atlantic (Ascension)	246	246	-	-
GULF COAST - Total	<u>472,532</u>	<u>238,023</u>	<u>234,509</u>	<u>47,471</u>
North Atlantic	1	1	-	-
Atlantic 2/	5,495	5,212	283	-
Caribbean & South America	27,784	17,438	10,346	6,866
Europe	177,425	61,006	116,419	11,758
United Kingdom	38,851	38,629	222	56
Spain	20,126	18,745	1,381	-
Mediterranean	161,199	58,756	102,443	6,344
Middle East	5,003	2,419	2,584	-
Southwest Pacific	6,206	5,867	339	66
Mid-Pacific 3/	6,546	6,546	-	533
Far East	23,880	23,388	492	21,848
North Pacific	16	16	-	-
WEST COAST, CALIFORNIA - Total	<u>621,421</u>	<u>510,081</u>	<u>111,340</u>	<u>105,922</u>
Caribbean & South America	536	513	23	515
Europe	5,742	5,480	262	3,191
United Kingdom	2,850	2,816	34	6
Spain	1,335	629	706	-
Mediterranean	1,317	1,317	-	8
Middle East	17,857	130	17,727	25
Southwest Pacific	69,369	55,073	14,296	12,205
Mid-Pacific 3/	75,938	75,938	-	37,248
Far East	440,228	361,936	78,292	51,483
North Pacific	6,249	6,249	-	1,241
WEST COAST, WASH/ORIGON - Total	<u>127,568</u>	<u>123,034</u>	<u>4,534</u>	<u>34,810</u>
Caribbean & South America	490	490	-	44
Europe	5,877	4,003	1,874	-
United Kingdom	285	285	-	-
Spain - Mediterranean	477	477	-	-
Middle East	376	-	376	-
Southwest Pacific	3,461	2,657	804	398
Mid-Pacific 3/	5,347	5,347	-	4,240
Far East	44,100	42,620	1,480	10,504
North Pacific	67,155	67,155	-	19,624

- 1/ All troop support
2/ Iceland, Bermuda, Azores, Portugal
3/ Marianas-Bonins, Guam, Hawaii

SOURCE: Movement Control Division, Directorate of Transportation, DCS/Materiel.

TABLE 103 - SHIPMENT OF HOUSEHOLD GOODS, HOLD BAGGAGE,
AND PRIVATE VEHICLES TO OVERSEAS AREAS
FISCAL YEAR 1957

(This is a new table and does not appear in the previous fiscal year Statistical Digest)

CONTINENTAL U. S. PORT AND OVERSEAS AREA	HOUSEHOLD GOODS	HOLD BAGGAGE	PRIVATE VEHICLES
	Measurement Tons		
GRAND TOTAL	227,269	44,528	229,436
EAST COAST - Total	105,903	8,880	117,070
North Atlantic	7,762	360	3,918
Atlantic 1/	5,071	272	4,084
Caribbean & South America	3,272	145	7,614
Europe	36,050	3,848	55,767
United Kingdom	22,254	2,282	17,593
Spain	7,086	645	5,847
Mediterranean	21,928	1,276	18,597
Middle East	859	8	182
Southwest Pacific	315	10	492
Mid-Pacific 2/	361	1	271
Far East	945	33	2,705
GULF COAST - Total	52,712	-	10,467
Atlantic 1/	220	-	42
Caribbean & South America	1,899	-	3,278
Mediterranean	7,943	-	827
Middle East	79	-	28
Spain	2,220	-	71
Europe	15,567	-	1,711
United Kingdom	10,205	-	121
Far East	9,557	-	3,231
Southwest Pacific	1,831	-	377
Mid-Pacific 2/	3,191	-	765
Alaska	-	-	16
WEST COAST, CALIFORNIA - Total	60,100	5,753	99,493
Far East	39,637	3,950	60,305
Southwest Pacific	11,086	796	13,846
Mid-Pacific 2/	9,156	994	24,893
North Pacific	107	10	13
Europe	-	1	288
Caribbean & South America	57	1	13
Mediterranean	-	-	76
Middle East	57	1	59
WEST COAST, WASH/OREGON - Total	8,554	29,895	2,406
North Pacific	5,078	16,497	1,413
Far East	2,642	13,345	962
Mid-Pacific 2/	430	12	16
Southwest Pacific	226	41	4
United Kingdom	41	-	2
Europe	96	-	7
Caribbean & South America	41	-	2

1/ Iceland, Bermuda, Azores and Portugal

2/ Marianas-Bonins, Guam, Hawaii

SOURCE: Movement Control Division, Directorate of Transportation, DCS/Matériel.

TABLE 104 - OVERSEAS SHIPMENT OF MILITARY DEPENDENTS
BY MODE OF TRANSPORTATION - FISCAL YEAR 1957

(This is a new table and does not appear in the previous fiscal year Statistical Digest)

CONTINENTAL U. S. PORT AND MODE OF TRANSPORTATION	OUTBOUND	INBOUND
<u>GRAND TOTAL</u>	<u>62,154</u>	<u>54,633</u>
MSTS ^{1/}	31,909	16,618
MATS	14,173	26,004
COMMERCIAL AIR	16,072	12,011
 <u>EAST COAST - Total</u>	 <u>36,153</u>	 <u>34,738</u>
MSTS	14,057	8,181
MATS	8,512	15,948
COMMERCIAL AIR	13,584	10,609
 <u>GULF COAST - Total</u>	 <u>142</u>	 <u>44</u>
MSTS	4	25
MATS	131	-
COMMERCIAL AIR	7	19
 <u>WEST COAST, CALIF. - Total</u>	 <u>17,224</u>	 <u>13,933</u>
MSTS	10,616	5,047
MATS	4,686	7,662
COMMERCIAL AIR	1,922	1,224
 <u>WEST COAST, WASH/OREGON - Total</u>	 <u>8,635</u>	 <u>5,918</u>
MSTS	7,232	3,365
MATS	844	2,394
COMMERCIAL AIR	559	159

^{1/} Military Sea Transportation Service.

SOURCE: Movement Control Division, Directorate of Transportation, DCS/Materiel.

TABLE 105 - MOVEMENT OF BULK PETROLEUM BY OCEAN TRANSPORTATION - FISCAL YEAR 1957

(This is a new table and does not appear in the previous fiscal year Statistical Digest.)

DESTINATION	S O U R C E											
	Total	East Coast	Gulf Coast	W. Coast, Calif.	Carib. - So. Amer.	Persian Gulf	North Atlantic	Europe	Mediterranean	North Pacific	Mid-Pacific	Far East
	L O N G T O N S											
TOTAL	4,424,469	227,357	1,890,998	414,056	1,110,388	670,308	19,019	32,884	10,714	30,634	1,366	16,745
East Coast	1,189,937	85,979	345,882	-	738,338	-	14,918	-	4,820	-	-	-
Gulf Coast	480,903	2,485	448,110	Q	30,308	-	-	-	-	-	-	-
West Coast - California	82,607	-	76,032	-	-	-	-	-	-	6,575	-	-
West Coast - Wash/Oregon	62,753	-	3,384	59,369	-	-	-	-	-	-	-	-
Caribbean & South America 1/.	80,326	3,730	62,552	-	14,044	-	-	-	-	-	-	-
Persian Gulf & Red Sea	6,571	-	3,256	-	-	-	-	-	-	-	-	3,315
North Atlantic	584,681	43,592	422,680	-	114,308	-	4,101	-	-	-	-	-
Azores	184,538	40,121	101,022	-	16,440	16,667	-	4,394	5,894	-	-	-
United Kingdom	55,719	13,841	33,033	-	-	-	-	8,845	-	-	-	-
Europe	251,037	-	65,207	-	158,230	7,955	-	19,645	-	-	-	-
Mediterranean	243,029	37,609	57,352	-	38,720	109,348	-	-	-	-	-	-
North Pacific	268,855	-	-	244,796	-	-	-	-	-	24,059	-	-
Mid-Pacific 2/.	16,005	-	14,639	-	-	-	-	-	-	-	1,366	-
Southwest Pacific	39,496	-	-	-	-	39,496	-	-	-	-	-	-
Far East	878,012	-	257,849	109,891	-	496,842	-	-	-	-	-	13,430

- 1/ Includes Canal Zone.
- 2/ Hawaii, Marianas-Bonins, Guam.

SOURCE: Movement Control Division, Directorate of Transportation, DCS/Material.

TABLE 106 - WORLD-WIDE MOVEMENT OF BULK PETROLEUM BY TYPE OF FUEL - FISCAL YEAR 1957

(This is a new table and does not appear in the previous fiscal year Statistical Digest.)

TYPE OF FUEL	BARRELS	LONG TONS
TOTAL	37,977,959	4,424,469
Aviation Gasoline/100	1,186,899	130,108
Aviation Gasoline/115	11,697,382	1,286,984
Motor Gasoline/80	401,273	46,135
Arctic Motor Gasoline	156,686	16,918
Jet Fuel Oil #4	21,855,106	2,593,869
Jet Fuel Oil #5	245,443	28,849
Diesel Oil	1,027,738	135,336
L.P. Diesel Oil	1,407,432	186,270

SOURCE: Movement Control Division, Directorate of Transportation, DCS/Material.



Installations

INSTALLATIONS

PART XIV



INSTALLATIONS, CONSTRUCTION, COST OF MAINTENANCE AND OPERATING OF USAF REAL PROPERTY

The information contained in this section covers a variety of subject matter which has been grouped in the following major divisions:

- Installations
- Construction
- Cost of Maintenance and Operation of USAF Real Property

INSTALLATIONS

This section furnishes data on acreage and cost of real property, and number and types of installations under the jurisdiction of the USAF. The following definitions are applicable to types of installations.

Operational: An installation the principal use of which is to provide capability of sustained support of USAF combat and/or combat support missile or flying units of squadron strength or greater.

Operational Support, Flying: An installation the principal use of which is to support flying activities other than combat or combat support of squadron level or greater.

Operational Support, Non-Flying: An installation the principal use of which is the headquarters of numbered air forces on higher echelon, without flying facilities.

Training: An installation the principal use of which is the support of the training mission.

Research and Test: An installation the principal use of which is to support major research, development or employment and suitability testing mission.

Logistical: An installation the principal use of which is the support of major depot or Headquarters, Air Materiel Command.

Industrial: Plants, airfields, and/or allied facilities controlled by the Air Force through ownership, lease, or permit which are operated under contract for production, modification, and/or research and development of aircraft and related procurement, and which fall under the jurisdiction and accountability of the Air Materiel Command.

Ancillary: An installation subordinate to or in support of an operational, training, research and test, logistical, or industrial installation.

Tenant on Other Services: An installation belonging to another United States Government service on which the Air Force conducts activities.

Active: An Air Force installation in use for the performance of an Air Force function.

Inactive: An Air Force installation not in use for the performance of an Air Force function.

CONSTRUCTION

This section relates to the progress of new construction for the USAF. The following definitions are applicable:

Authorized: The USAF Military Construction Program as approved by Congress.

Current Program: The scope and dollar amount deemed necessary for the completion of a line item determined essential to the mission of the USAF.

Approved Program: Scope and dollar amount approved for implementation of construction and funding by appropriate authority of OSD and/or BOB through apportionment, or program clearance.

Operational Program: The scope and dollar amount released to USAF construction agencies as approved for construction, obligation, and expenditures for the completion of a line item.

COST OF MAINTENANCE AND OPERATION OF USAF REAL PROPERTY

This section shows the cost of maintenance and operation of USAF Real Property.

Labor Cost: Costs of all personnel, regardless of the source, performing work attributable to Real Estate Facilities activities.

Material and Supplies: For use in accomplishing the functions of maintenance, repair and operation of Real Estate Facilities

Contract and Other: Lump sum and unit price work contracts administered by the installation for preservation and construction, utilities service contracts, and inspection and maintenance contracts administered by Major AF Command Headquarters.

**TABLE 107 - USAF ACTIVE INSTALLATIONS BY TYPE AND COMMAND
AS OF 30 JUNE 1957**

(For comparative purposes to the previous fiscal year table, see Table 99, SDFY 56.)

C O M M A N D	TOTAL	OPER- ATIONAL	OPERATIONAL SUPPORT		TRAINING	RESEARCH AND TEST	LOGISTICAL	OTHER ^{1/}
			Flying	Non- Flying				
<u>TOTAL WORLD-WIDE</u>	<u>3,416</u>	<u>177</u>	<u>15</u>	<u>14</u>	<u>50</u>	<u>8</u>	<u>20</u>	<u>3,132</u>
<u>CONFIDENTIAL - TOTAL</u>	<u>2,020</u>	<u>81</u>	<u>6</u>	<u>2</u>	<u>50</u>	<u>8</u>	<u>16</u>	<u>1,857</u>
Air Defense	388	26	1	1	-	-	-	360
Air Force Academy	1	-	-	-	-	-	-	1
Air Force Finance Division	1	-	-	-	-	-	-	1
Air Materiel	249	-	-	-	-	-	16	233
Air Proving Ground	52	1	-	-	-	1	-	50
Air Research and Development	94	-	-	-	-	7	-	87
Air Training	261	-	-	-	32	-	-	229
Air University	7	-	-	-	2	-	-	5
Continental Air	446	-	-	1	16	-	-	429
Headquarters Air Force	21	-	-	-	-	-	-	21
Headquarters	60	-	1	-	-	-	-	59
Military Air Transport Service	58	6	1	-	-	-	-	51
Strategic Air	218	32	3	-	-	-	-	183
Tactical Air	164	16	-	-	-	-	-	148
<u>OVERSEAS - TOTAL</u>	<u>1,396</u>	<u>96</u>	<u>9</u>	<u>12</u>	-	-	<u>4</u>	<u>1,275</u>
Alaskan Air	135	5	-	-	-	-	-	130
Air Defense	77	-	1	1	-	-	-	75
Air Materiel	43	-	-	-	-	-	4	39
Air Research and Development	64	-	-	-	-	-	-	64
Caribbean	27	-	1	-	-	-	-	26
Joint Military Group	21	-	-	-	-	-	-	21/
Military Air Transport Service	76	4	-	-	-	-	-	72
Pacific Air Force	301	22	2	2	-	-	-	275
Strategic Air	84	7	2	1	-	-	-	74
U. S. Air Forces in Europe	567	58	3	8	-	-	-	496
USAF Security Service	1	-	-	-	-	-	-	1

^{1/} Includes Industrial, Ancillary and Tenant on Other Service Installations per AFR 87-5.

SOURCE: Materiel Statistics Division, Directorate of Statistical Services, DCS/Comptroller.

**TABLE 108 - USAF INSTALLATIONS BY TYPE AND GEOGRAPHICAL AREA
AS OF 30 JUNE 1957**

TYPE OF INSTALLATIONS	WORLD-WIDE		CONTINENTAL U.S.		OVERSEAS	
	Active	Inactive	Active	Inactive	Active	Inactive
<u>TOTAL ALL TYPES</u>	<u>3,416</u>	<u>310 ^{a/}</u>	<u>2,020</u>	<u>206 ^{a/}</u>	<u>1,396</u>	<u>104 ^{a/}</u>
Total Selected Types ^{1/}	284	-	163	-	121	-
Operational	177	-	81	-	96	-
Operational Support, Flying	15	-	6	-	9	-
Operational Support, Non-Flying	14	-	2	-	12	-
Training	50	-	50	-	-	-
Research and Test	8	-	8	-	-	-
Logistical	20	-	16	-	4	-
Ancillary, Industrial, Aircraft Control and Warning, Tenant on other Services, etc.	<u>3,132</u>	<u>310</u>	<u>1,857</u>	<u>206</u>	<u>1,275</u>	<u>104</u>

^{1/} First six classifications per AFR 87-5.

^{a/} Includes newly assigned installations which are in a construction status.

SOURCE: Materiel Statistics Division, Directorate of Statistical Services, DCS/Comptroller.

TABLE 109 - STATUS OF USAF MILITARY CONSTRUCTION PROGRAM
CUMULATIVE - FISCAL YEAR 1957 AND PRIOR

(Parentheses denote minus quantities)

AUTHORIZATION - PUBLIC LAW	CONGRESS	AUTHORIZED PROGRAM	CURRENT PROGRAM	APPROVED PROGRAM	OPERATING PROGRAM
TOTAL		\$10,434,646,513	\$8,216,626,141	\$8,116,783,279	\$8,114,290,143
PLANNING		214,030,435	214,256,177	214,031,587	214,256,177
MINOR CONSTRUCTION		40,341,000	40,341,000	40,341,000	40,341,000
PROGRAM ADJUSTMENT				(12,074,747)	(7,000,000)
DEAPPORTIONMENT APPROVED				(1,599,921)	
SUB-TOTAL		10,180,275,078	7,962,028,964	7,876,085,360	7,866,692,966
703	Act 2 Jul 40	153,155,654	153,155,654	153,532,633	153,155,654
626	80/2	1,097,000	1,084,506	877,887	1,084,506
30	81/1	85,500,000	84,440,078	84,541,325	84,440,078
60	81/1	37,465,000	37,335,374	35,949,650	37,335,374
415	81/1	100,000,000	100,000,000	100,000,000	100,000,000
420	81/1	59,166,775	54,746,125	53,863,278	54,746,125
564	81/2	203,243,852	185,923,351	185,863,845	185,923,351
799	81/2	57,500,000	57,500,000	57,500,000	57,500,000
838	81/2	3,114,500	3,076,638	3,078,000	3,076,638
910	81/2	883,050,791	880,009,176	864,434,951	880,009,176
155	82/1	2,677,679,753	2,210,628,826	2,229,936,746	2,210,628,826
534*	82/2	1,697,604,764	1,401,316,528	1,416,441,195	1,399,659,528
209	83/1	253,498,395	188,265,758	178,387,819	188,265,758
783	81/2	39,117,002	39,117,002	39,112,731	39,117,002
325 (AF Academy)	83/2	126,000,000	103,172,961	103,215,943	103,172,961
534 (FY 55 Auth)	83/2	855,491,000	746,481,801	681,822,057	731,119,795
765 (OSD Funds)	83/2	50,224,060	29,815,294	29,830,000	29,815,294
165 (Management Fund)	82/1	101,000,000	101,000,000	101,000,000	101,000,000
Title VIII Hsg.	81/1	36,269,990	36,269,990	32,274,181	32,029,145
765 (AF Funds)	83/2	38,394,690	10,733,075	10,864,082	10,733,075
161 (FY 56 Auth)	84/1	1,339,060,000	919,603,738	911,532,501	916,265,850
968 (FY 57 Auth)	84/2	1,360,934,000	597,295,237	592,241,600	537,459,448
814 (Holloman)	84/2	1,000,000	350,000	-	350,000
968 (Sec 406)	84/2	200,000	200,000	17,610	38,056
968 (Sec 411) (b)	84/2	12,541,000	12,541,000	1,800,474	1,800,474
814 (Sec 308)	84/2	7,966,852	7,966,852	7,966,852	7,966,852

* P/L 534 (FY 53 Auth) includes \$100,000,000 for rental guarantee for Overseas Family Housing.

SOURCE: Materiel Statistics Division, Directorate of Statistical Services, DCS/Comptroller.

TABLE 110 - PROGRESS OF USAF MILITARY CONSTRUCTION PROGRAM - FISCAL YEAR 1957
(In Millions Of Dollars)

(Parentheses denote minus quantities)

MONTH	AUTHORIZED	AVAILABLE	APPORTIONED	RELEASED	CONTRACT AWARD	OBLIGATED	EXPENDED
CUM PRIOR YEARS THRU FY 57	8,800 a/	6,986	6,983	6,914	6,773	6,563 b/	5,586 b/
FY 57							
July 1956			-	156	63	71	74
August			892	58	111	64	118
September			104	280	92	106	141
October			42	259	91	68	145
November			46	113	66	83	92
December			101	103	60	68	87
January 1957			19	84	92	86	87
February			25	77	113	106	58
March			6	74	142	130	65
April			16	16	121	120	58
May			3	32	168	127	74
June			(120)	(53)	131	153	84
CUM FY 57			1,134	1,199	1,250	1,182	1,086 c/
CUM PRIOR YEARS THRU FY 57	10,435	8,226	8,117	8,113	8,023	7,745	6,672

a/ Authorizations have been adjusted from that indicated in FY 56 Statistical Digest.

b/ Revised to reflect certified obligations and expenditures for MCA only. Other columns apply to Military Construction Program, which includes such funds as PL 663, Family Housing, PL 246, Mutual Security Appropriation and Spanish Management Fund, in addition to the Military Construction appropriation.

c/ Includes \$3 million of reimbursements not reflected in the monthly net expenditure figures for FY 57 in order to indicate cumulative gross expenditures to be comparable to the gross obligation data.

SOURCE: Materiel Statistics Division, Directorate of Statistical Services, DCS/Comptroller.

TABLE 111 - COST OF MAINTENANCE AND OPERATION OF USAF REAL PROPERTY, BY COMMAND
FISCAL YEAR 1957
(IN THOUSANDS OF DOLLARS)

COMMAND	TOTAL	LABOR COST		MATERIAL AND SUPPLIES	CONTRACT AND OTHER
		Civilian	Military		
<u>TOTAL WORLD-WIDE</u>	<u>592,327</u>	<u>206,873</u>	<u>58,266</u>	<u>100,646</u>	<u>226,542</u>
<u>CONTINENTAL - TOTAL</u>	<u>380,520</u>	<u>162,884</u>	<u>34,947</u>	<u>51,690</u>	<u>130,999</u>
Air Defense	53,184	20,531	4,213	6,999	21,441
Air Materiel	82,559	47,494	610	10,385	24,070
Air Proving Ground	10,019	4,007	1,116	1,518	3,378
Air Research and Development	23,711	10,362	757	2,620	9,972
Air University	4,765	1,848	533	661	1,723
Continental Air	5,729	2,348	141	808	2,432
Headquarters Air Force	649	54	2	2	591
Headquarters	2,560	812	330	466	952
Military Air Transport Service	21,328	7,462	2,017	3,482	8,367
Strategic Air	81,027	27,049	12,361	11,005	30,612
Tactical Air	28,690	11,134	4,216	4,773	8,567
Training	66,299	29,783	8,651	8,971	18,894
<u>OVERSEAS - TOTAL</u>	<u>211,807</u>	<u>43,989</u>	<u>23,319</u>	<u>48,956</u>	<u>95,543</u>
Alaskan Air	27,512	9,113	3,237	10,020	5,142
Air Materiel	20,329	2,419	1,196	4,061	12,653
Caribbean Air	2,367	708	125	249	1,285
Pacific Air Force	58,377	9,106	4,028	10,183	35,060
Military Air Transport Service	8,668	2,956	1,018	2,872	1,822
Strategic Air	35,179	8,686	6,874	9,022	10,597
U. S. Air Forces in Europe	59,375	11,001	6,841	12,549	28,984

SOURCE: Materiel Statistics Division, Directorate of Statistical Services, DCS/Comptroller.

TABLE 112 - COST OF MAINTENANCE AND OPERATION OF USAF REAL PROPERTY, BY MAJOR CATEGORY
FISCAL YEAR 1957
(IN THOUSANDS OF DOLLARS)

(For comparative purposes to the previous fiscal year table, see Table 104, SDFY 56.)

MAJOR CATEGORY	COST	% OF TOTAL
<u>TOTAL WORLD-WIDE</u>	<u>592,327</u>	<u>100.0</u>
<u>Major Repair, Minor Construction and Alteration</u>	<u>113,754</u>	<u>19.2</u>
<u>Protective and Utility Services</u>	<u>255,885</u>	<u>43.2</u>
Water Plants and Systems	17,242	2.9
Sewerage Plants and Systems	5,970	1.0
Electrical Plants and Systems	67,161	11.3
Heating Plants and Systems	88,846	15.0
Storage and Distribution	2,944	0.5
Fire Protection and Crash Rescue	53,803	9.1
Sanitation and Custodial Services	19,919	3.4
<u>Day-to-Day Maintenance</u>	<u>95,774</u>	<u>16.2</u>
Buildings and Structures	53,704	9.1
Building Equipment	14,854	2.5
Grounds	14,371	2.4
Roads and Railroads	8,452	1.4
Airfield Pavement	4,393	0.8
<u>Other Costs</u>	<u>126,914</u>	<u>21.4</u>
Gas Plants and Systems	556	0.1
Off-Base Maintenance	25,157	4.3
Not Regularly Assigned Functions	10,286	1.7
Packaging and Crating	44	0.0
Undistributed (Annual Leave, Overhead, etc.)	90,871	15.3

SOURCE: Materiel Statistics Division, Directorate of Statistical Services, DCS/Comptroller.

**TABLE 113 - COST TO U. S. GOVERNMENT OF MILITARY REAL PROPERTY CONTROLLED BY
DEPARTMENT OF THE AIR FORCE - AS OF 30 JUNE 1957**
(IN THOUSANDS OF DOLLARS)

(This is a new table and does not appear in the previous fiscal year Statistical Digest.)

TYPE OF REAL PROPERTY	WORLD-WIDE	CONTINENTAL UNITED STATES	TERRITORIES AND POSSESSIONS	FOREIGN COUNTRIES
<u>TOTAL COST</u>	<u>8,401,214</u>	<u>5,612,305</u>	<u>904,977</u>	<u>1,883,932</u>
Land 1/	95,289	92,136	3,623	530
Buildings.	4,460,243	3,008,797	508,912	942,534
Structure, Utilities, etc. .	3,845,682	2,512,372	392,442	940,868

1/ Excludes acreage leased outside of installations.

SOURCE: Materiel Statistics Division, Directorate of Statistical Services, DCS/Comptroller.

**TABLE 114 - COST TO U. S. GOVERNMENT OF LAND CONTROLLED BY
DEPARTMENT OF THE AIR FORCE - AS OF 30 JUNE 1957**
(IN THOUSANDS OF DOLLARS)

(This is a new table and does not appear in the previous fiscal year Statistical Digest.)

TYPE OF LAND	WORLD-WIDE	CONTINENTAL UNITED STATES	TERRITORIES AND POSSESSIONS	FOREIGN COUNTRIES
<u>TOTAL</u>	<u>95,289</u>	<u>92,136</u>	<u>3,623</u>	<u>530</u>
Owned.	88,960	85,351	3,609	-
Public Domain (U.S. & Alaska)	-	-	-	-
License or Permit.	1,096	1,096	-	-
Public Land (Territories & Possessions exclusive of Alaska)	-	-	-	-
Easements.	3,738	3,724	14	-
Leased 1/	965	965	-	-
Foreign Rights	530	-	-	530

1/ Excludes acreage leased outside of installations.

SOURCE: Materiel Statistics Division, Directorate of Statistical Services, DCS/Comptroller.


**TABLE 115 - ACREAGE OF MILITARY REAL PROPERTY CONTROLLED AND LOCATED AT INSTALLATIONS
DEPARTMENT OF THE AIR FORCE - AS OF 30 JUNE 1957**

(This is a new table and does not appear in the previous fiscal year Statistical Digest.)

TYPE OF PROPERTY	WORLD-WIDE	CONTINENTAL UNITED STATES	TERRITORIES AND POSSESSIONS	FOREIGN COUNTRIES
<u>TOTAL</u>	<u>18,747,050</u>	<u>13,507,546</u>	<u>3,630,980</u>	<u>1,608,524</u>
Owned.	2,029,077	1,992,345	36,732	-
Public Domain (U.S. & Alaska)	12,341,891	9,058,665	3,283,226	-
License or Permit.	1,783,064	1,503,231	279,833	-
Public Land (Territories and Possessions exclusive of Alaska)	12,548	-	12,548	-
Easements.	39,613	39,006	607	-
Leased 1/	932,333	914,299	18,034	-
Foreign Rights	1,608,524	-	-	1,608,524

1/ Excludes acreage leased outside of installations.

SOURCE: Materiel Statistics Division, Directorate of Statistical Services, DCS/Comptroller.



*Military Assistance
Program*



PART IV



MILITARY ASSISTANCE PROGRAM (MAP)

DEFINITIONS - The following definitions apply to the terms used herein:

GRANT AID - Military assistance furnished gratuitously to eligible foreign countries, funded through annual appropriation by Congress.

REIMBURSABLE MILITARY ASSISTANCE - Transactions for military materiel and services which have been ordered and paid for by eligible recipient countries.

MAP AIRCRAFT - Aircraft in foreign countries provided by the USAF under Military Assistance Program.

AIRCRAFT ATTRITION - Aircraft lost from MAP inventories by reason of accident, obsolescence, or in combat.

MOBILE TRAINING TEAMS - A group of qualified personnel organized and equipped to provide training instruction, guidance, or assistance to recipient countries under the Military Assistance Program.

TECHNICAL REPRESENTATIVES - Civilian technical specialists obtained on a formal contract basis from manufacturers of Air Force equipment or other concerns to provide instruction or guidance in the operation and maintenance of newly designed or complicated equipment to recipient countries under the Military Assistance Program, and whose skills are not available from Military sources.

SPACE - Represents one man-course completed by one student in one class covering a specific subject of instruction.

MAP EMPLOYEES - Category of civilian personnel engaged in activities required in carrying out the Military Assistance Program as administered by the Air Force. Employment is in terms of work units such as man-month equivalent.

TABLE 116 - MILITARY ASSISTANCE GRANT AID PROGRAM BY RECIPIENT COUNTRY
 CUMULATIVE ACCOMPLISHMENT THROUGH FISCAL YEAR 1957
 (IN THOUSANDS OF DOLLARS)

(Parentheses denote negative quantities)

Country	Cumulative Program Fiscal Year 1950-1957	Cumulative Deliveries Fiscal Year 1950-1957	Cumulative Deliveries Fiscal Year 1950-1956	FISCAL YEAR 1957 DELIVERIES BY QUARTER				
				Total	First Quarter	Second Quarter	Third Quarter	Fourth Quarter
VALUE OF GRANT AID - TOTAL	6,823,939	5,185,956	4,235,763	950,193	153,600	190,870	266,505	339,218
VALUE OF MATERIEL - TOTAL	a/5,971,029	4,394,740	3,551,289	843,451	130,401	169,814	228,298	314,938
Europe - Total	3,871,942	3,027,346	2,482,055	545,291	75,211	122,406	155,489	192,185
Belgium	304,252	252,045	259,795	(7,750)	(6,691)	(9,854)	12,121	(3,326)
Belgium (OSP)	31,143	-	-	-	-	-	-	-
Denmark	138,886	106,149	84,668	21,481	9,170	3,247	6,963	2,101
Fed. Rep. Germany	359,604	146,853	-	146,853	2,493	21,134	58,461	64,765
Fed. Rep. Germany (OSP)	5,051	-	-	-	-	-	-	-
Stockpile "B"	47,100	42,602	77,402	(34,800)	3,349	(20,110)	(15,155)	(2,884)
France	661,490	650,754	556,763	93,991	25,669	31,844	18,638	17,840
France (OSP)	3,444	1,983	-	1,983	-	-	1,983	-
France, Bud. Support (OSP)	56,850	54,290	54,290	-	-	-	-	-
France, Lisbon	56,400	56,400	56,400	-	-	-	-	-
France Mark IV (OSP)	86,540	87,473	69,143	18,330	17,957	133	(693)	933
Italy	416,875	391,005	312,681	78,324	(4,436)	55,692	17,207	9,861
Italy (OSP)	30,167	24,797	22,207	2,590	847	1,733	(1,160)	1,170
Netherlands	280,766	272,047	243,803	30,244	2,479	5,883	12,550	9,332
Netherlands (OSP)	344	-	-	-	-	-	-	-
Norway	262,062	180,462	148,943	31,519	5,086	13,204	4,372	8,857
Norway (OSP)	230	-	-	-	-	-	-	-
Portugal	90,512	62,944	56,715	6,229	3,122	705	396	2,006
Spain	131,454	78,267	43,171	35,096	3,361	10,793	11,834	9,108
United Kingdom	350,911	305,628	318,164	(12,536)	1,318	(2,305)	(9,353)	(2,196)
United Kingdom (OSP)	243,842	139,595	56,097	83,498	5,457	32	36,652	41,357
Yugoslavia	224,525	127,998	123,705	4,293	197	608	592	2,896
Yugoslavia (OSP)	6,921	2,326	108	2,218	961	883	81	293
Area Account	82,573	42,728	-	43,728	4,872	8,784	-	30,072
Near East - Total	662,644	442,261	329,416	112,845	35,404	12,007	28,594	36,840
Greece	266,801	158,935	130,748	28,187	11,946	5,842	7,716	2,683
Greece (OSP)	4,134	4,134	-	-	-	-	-	-
Iran	36,606	16,912	7,329	9,583	930	171	1,141	7,341
Pakistan	48,796	32,675	11,795	20,879	1,015	718	13,582	5,564
Turkey Part I	284,129	224,074	169,878	54,196	21,513	5,276	6,155	21,252
Turkey Part II	11,882	5,532	5,532	-	-	-	-	-
Stockpile "SA"	10,296	-	-	-	-	-	-	-
Asia - Total	1,142,646	860,024	695,038	164,986	19,338	27,057	36,772	81,819
Cambodia	524	141	-	141	128	-	13	-
French Expeditionary Command	1,746	-	-	-	-	-	-	-
French Indo-China	142,356	137,449	157,449	(20,000)	(3,729)	(1,091)	(15,157)	(23)
French Indo-China Lisbon (OSP)	3,600	3,600	3,600	-	-	-	-	-
Japan	251,980	137,203	63,272	73,931	8,035	5,966	12,054	47,876
Korea	81,943	45,715	33,509	12,207	1,866	2,084	998	7,259
Laos	852	581	581	77	77	412	(29)	121
Philippines	45,190	31,688	21,260	10,428	36	117	3,061	7,214
Taiwan	506,099	416,170	354,955	61,215	7,356	15,527	22,536	15,796
Thailand	87,681	65,624	56,101	9,523	1,021	3,574	943	3,985
Vietnam	20,675	21,852	4,892	16,960	4,548	468	12,353	(409)
Western Hemisphere - Total	107,866	65,109	44,780	20,329	448	8,344	7,443	4,094
Brazil	26,591	13,392	11,405	1,987	90	721	788	388
Chile	19,596	12,516	8,252	4,264	22	1,920	1,364	958
Colombia	13,461	8,693	6,056	2,637	75	2,010	406	146
Cuba	10,585	6,069	2,282	3,787	27	705	2,963	92
Dominican Republic	4,146	3,538	2,347	1,191	33	543	202	413
Ecuador	8,183	5,357	4,117	1,240	51	613	139	437
Peru	17,341	10,743	8,086	2,657	93	1,055	1,039	470
Uruguay	7,963	4,801	2,235	2,566	57	777	542	1,190
VALUE OF SERVICES - TOTAL	852,910	791,216	684,474	106,742	23,199	21,056	38,207	24,280
Europe	585,678	561,694	493,759	67,035	16,895	12,617	22,835	15,588
Near East	99,043	95,815	82,868	12,947	2,375	2,611	4,770	3,191
Asia	150,031	124,385	100,375	24,010	3,564	5,324	10,255	4,867
Western Hemisphere	18,158	9,322	7,472	1,850	365	504	347	634

a/ Includes \$185,931 thousands undistributed by area.

SOURCE: Materiel Statistics Division, Directorate of Statistical Services, DCS/Comptroller.

TABLE 117 - MILITARY ASSISTANCE GRANT AID PROGRAM BY MAJOR CATEGORY - CUMULATIVE ACCOMPLISHMENT THROUGH FISCAL YEAR 1957
(IN THOUSANDS OF DOLLARS)

(Parentheses denote negative quantities.)

CATEGORY	CUMULATIVE PROGRAM FY 1950-1957	CUMULATIVE DELIVERIES FY 1950-1957	CUMULATIVE DELIVERIES FY 1950-1956	FISCAL YEAR 1957 DELIVERIES BY QUARTER				
				Total	First Quarter	Second Quarter	Third Quarter	Fourth Quarter
VALUE OF GRANT AID - TOTAL	6,823,939	5,185,956	4,235,763	950,193	153,600	190,870	266,505	339,218
VALUE OF MATERIEL - TOTAL	5,974,029	4,394,740	3,551,289	843,451	130,401	169,814	228,298	314,938
Aircraft Spares and Spare Parts	3,944,125	2,979,956	2,344,586	635,370	88,330	152,421	167,068	227,551
Ships and Harbor Craft	613	586	586	-	-	-	-	-
Vehicles	138,331	102,604	94,529	8,075	1,229	1,323	(475)	5,998
Artillery	47,355	45,070	45,053	17	-	-	-	17
Weapons	17,626	18,055	14,454	3,601	(9)	86	121	3,403
Ammunition	447,337	398,787	361,746	37,041	10,527	8,782	15,348	2,384
Guided Missiles	29,408	-	-	-	-	-	-	-
Electronics and Communications Equipment	520,964	289,430	256,155	33,275	3,639	3,914	5,926	19,796
Major Materiel Handling Equipment	2,578	1,836	2,305	(469)	(411)	(290)	9	223
Construction Equipment	29,320	26,209	24,546	1,663	130	34	431	1,068
Training Equipment	68,238	29,927	23,581	6,346	322	503	(696)	6,217
Shop and Utilities Equipment	50,587	40,124	37,433	2,691	262	261	1,203	965
Printing and Production Equipment	16	-	-	-	-	-	-	-
Photographic Equipment	12,034	8,425	8,469	(44)	121	(1,358)	584	609
Petroleum, Oil and Lubricants (POL)	7,830	4,495	4,474	21	11	3	2	5
Medical Equipment and Supplies	2,367	1,157	564	593	2	3	290	298
Organization Base and Maintenance Equip	92,944	73,481	66,829	6,652	1,025	1,352	1,623	2,652
Development of Advanced Weapons Design	336	-	-	-	-	-	-	-
Special Projects	30,354	-	-	-	-	-	-	-
Offshore Procurement	528,666	374,598	265,979	108,619	25,223	2,780	36,864	43,752
VALUE OF SERVICES - TOTAL	852,910	791,216	684,474	106,742	23,199	21,056	38,207	24,280

SOURCE: Materiel Statistics Division, Directorate of Statistical Services, DCS/Comptroller.

TABLE 118 - REIMBURSABLE MILITARY ASSISTANCE PROGRAM BY MATERIEL CATEGORY - CUMULATIVE ACCOMPLISHMENT THROUGH FISCAL YEAR 1957

(IN THOUSANDS OF DOLLARS)

CATEGORY	CUMULATIVE PROGRAM FY 1950-1957	CUMULATIVE DELIVERIES FY 1950-1957	CUMULATIVE DELIVERIES FY 1950-1956	FISCAL YEAR 1957 DELIVERIES BY QUARTER				
				Total	First Quarter	Second Quarter	Third Quarter	Fourth Quarter
TOTAL	428,325	325,713	297,334	28,379	6,820	6,487	11,418	3,654
Aircraft Spares and Equipment	380,108	292,292	267,584	24,708	6,347	5,127	10,582	2,652
Vehicles	77	73	72	1	1	-	-	-
Weapons	857	633	258	375	1	114	92	168
Ammunition	12,376	9,617	8,607	1,010	175	556	164	115
Electronics and Communications Equipment	17,881	9,898	8,399	1,499	108	454	417	520
Training Equipment	5,199	2,535	2,212	323	1	65	83	174
Petroleum, Oil and Lubricants (POL)	8,383	8,285	8,252	33	19	5	13	(4)
Organization Base and Maintenance Equip	3,027	2,067	1,950	117	7	65	27	18
Construction Equipment	12	9	-	9	-	-	9	-
Shop and Utilities Equipment	207	137	-	137	-	98	27	12
Medical Equipment	166	166	-	166	161	3	2	-
Photographic Equipment	32	1	-	1	-	-	2	(1)

SOURCE: Materiel Statistics Division, Directorate of Statistical Services, DCS/Comptroller.

TABLE 119 - MAP-SUPPORTED AIRCRAFT INVENTORY BY TYPE AND MODEL OF AIRCRAFT QUARTERLY,
FISCAL YEAR 1957

TYPE AND MODEL	30 SEPTEMBER 1956			31 DECEMBER 1956			31 MARCH 1957			30 JUNE 1957		
	TOTAL	ACTIVE	IN-ACTIVE	TOTAL	ACTIVE	IN-ACTIVE	TOTAL	ACTIVE	IN-ACTIVE	TOTAL	ACTIVE	IN-ACTIVE
AIRCRAFT - TOTAL	7,820	5,856	1,964	7,676	6,636	1,040	7,920	6,952	968	7,309	6,674	635
BOMBER	186	115	71	176	114	62	203	139	64	202	154	48
B-17	-	-	-	-	-	-	16	16	-	16	16	-
B-25	61	28	33	60	30	30	49	32	17	49	49	-
B-26	23	23	-	35	35	-	60	60	-	59	59	-
B-29	3	1	2	-	-	-	-	-	-	-	-	-
PBY5	29	20	9	12	6	6	12	12	-	12	12	-
P2V5	50	24	26	49	23	26	47	-	47	47	-	47
P4Y2	20	19	1	20	20	-	19	19	-	19	18	1
FIghter	4,551	3,232	1,319	4,708	3,917	791	4,828	4,097	731	4,160	3,680	480
F-47	179	124	55	174	151	23	170	142	28	168	145	23
F-51	159	65	94	154	95	59	91	50	41	91	48	43
F-84	2,341	1,722	619	2,289	2,043	246	2,281	2,077	204	2,221	2,069	152
F-86	1,171	820	351	1,275	1,004	271	1,394	1,172	222	1,547	1,290	257
F-8F	171	119	52	146	142	4	141	135	6	133	128	5
Hawker-Hunter	312	201	111	455	267	188	537	307	230	-	-	-
Mystere (MD 452)	218	181	37	215	215	-	214	214	-	-	-	-
RECONNAISSANCE	304	268	36	296	269	27	291	287	4	306	304	2
RB-17	4	4	-	4	4	-	-	-	-	-	-	-
RB-29	3	3	-	-	-	-	-	-	-	-	-	-
RF-84	207	179	28	202	179	23	208	199	3	219	218	1
RF-86	7	5	2	7	5	1	7	6	1	7	6	1
RLT-6	4	4	-	4	4	-	4	4	-	4	4	-
RT-33	79	73	6	79	76	3	78	78	-	76	76	-
SEARCH AND RESCUE	19	18	1	22	22	-	16	16	-	20	20	-
SA-16	11	10	1	14	14	-	16	16	-	20	20	-
SB-17	8	8	-	8	8	-	-	-	-	-	-	-
CARGO	587	497	90	591	549	42	583	552	31	574	546	28
C-45	9	7	2	9	9	-	9	9	-	8	8	-
C-46	163	135	28	162	136	26	161	139	22	161	143	18
C-47	343	291	52	348	340	8	340	331	9	332	322	10
C-54	2	2	-	2	2	-	3	3	-	3	3	-
C-119	70	62	8	70	62	8	70	70	-	70	70	-
TRAINER	2,040	1,648	392	1,730	1,632	98	1,844	1,730	114	1,904	1,828	76
T-6	1,174	938	236	1,062	1,003	59	1,040	982	58	1,029	995	34
LT-6	31	31	-	31	31	-	45	45	-	46	46	-
T-11	118	54	64	-	-	-	-	-	-	-	-	-
TB-17	4	4	-	4	3	1	-	-	-	-	-	-
T-33	541	487	54	597	584	13	672	638	34	742	716	26
TF-51	6	-	6	6	6	-	-	-	-	-	-	-
Mark IV (HVD)	166	134	32	30	5	25	87	65	22	87	71	16
COMMUNICATIONS	133	78	55	153	133	20	155	131	24	143	142	1
L-18	20	-	20	39	29	10	39	35	4	39	38	1
L-19	74	42	32	75	68	7	74	65	9	75	75	-
L-20	10	8	2	10	8	2	8	5	3	1	1	-
H-19	29	28	1	29	28	1	34	26	8	28	28	-

SOURCE: Materiel Statistics Division, Directorate of Statistical Services, DCS/Comptroller.

TABLE 120- MAP-SUPPORTED AIRCRAFT INVENTORY BY COUNTRY - BY TYPE AND MODEL OF AIRCRAFT
QUARTERLY, FISCAL YEAR 1957

COUNTRY Type and Model	30 SEP 56			31 DEC 56			31 MAR 57			'30 JUN 57		
	Total	Active	In-Active	Total	Active	In-Active	Total	Active	In-Active	Total	Active	In-Active
AIRCRAFT - TOTAL.	7,820	5,856	1,964	7,676	6,636	1,040	7,920	6,922	998	7,309	6,674	635
EUROPE - TOTAL . . .	4,122	2,917	1,205	3,990	3,277	713	4,188	3,519	669	3,484	3,150	334
Belgium	400	236	164	300	300	-	288	288	-	259	256	3
F-84F	138	119	19	135	135	-	143	143	-	155	155	-
F-84G	89	-	89	78	78	-	58	58	-	17	17	-
RF-84	18	11	7	14	14	-	15	15	-	16	16	-
C-119	22	22	-	22	22	-	-	-	-	22	22	-
T-6	69	33	36	13	13	-	13	13	-	12	9	3
T-33	38	25	13	38	38	-	37	37	-	33	37	-
Mark IV (HVD)	26	26	-	-	-	-	-	-	-	-	-	-
Denmark	177	149	28	186	186	-	192	192	-	198	198	-
PBY5	1	1	-	-	-	-	-	-	-	-	-	-
F-84G	163	136	27	169	169	-	181	181	-	179	179	-
RF-84	-	-	-	-	-	-	-	-	-	8	8	-
C-47	2	2	-	6	6	-	-	-	-	-	-	-
T-33	11	10	1	11	11	-	11	11	-	11	11	-
France	1,100	828	272	1,018	856	162	1,033	889	144	762	678	84
F-84E	27	25	2	-	-	-	-	-	-	-	-	-
F-84F	323	235	88	325	314	11	340	325	15	336	315	21
F-84G	169	80	89	150	-	150	129	-	129	63	-	63
F-86K	3	3	-	22	22	-	53	53	-	60	60	-
RF-84F	46	40	6	45	45	-	42	42	-	49	49	-
RT-33	3	3	-	3	2	1	3	3	-	3	3	-
C-47	44	44	-	45	45	-	45	45	-	45	45	-
T-6	138	109	29	130	130	-	126	126	-	125	125	-
T-33	79	61	18	83	83	-	81	81	-	81	81	-
Mark IV (HVD)	50	47	3	-	-	-	-	-	-	-	-	-
Mystere MD 452	218	181	37	215	215	-	214	214	-	-	-	-
Germany	49	-	49	95	52	43	207	151	56	275	222	53
F-84F	-	-	-	19	12	7	19	12	7	59	39	20
RF-84F	-	-	-	1	-	1	1	-	1	1	1	-
T-33	-	-	-	6	6	-	61	39	22	89	74	15
Mark IV (HVD)	29	-	29	30	5	25	87	65	22	87	71	16
L-18	20	-	20	39	29	10	39	35	4	39	38	1
Italy	627	512	115	545	525	20	575	572	3	619	619	-
F-84F	94	92	2	96	96	-	107	107	-	154	154	-
F-84G	153	52	101	125	125	-	97	97	-	84	84	-
F-86E	75	75	-	114	114	-	166	166	-	175	175	-
F-86K	46	46	-	52	48	4	52	51	1	52	52	-
RF-84F	62	58	4	62	54	8	58	56	2	56	56	-
RT-33	2	2	-	2	2	-	2	2	-	6	6	-
C-119	40	32	8	40	32	8	40	40	-	40	40	-
Mark IV (HVD)	61	61	-	-	-	-	-	-	-	-	-	-
T-6	40	40	-	-	-	-	-	-	-	-	-	-
T-33	54	54	-	54	54	-	53	53	-	52	52	-
Netherlands	341	228	113	313	277	36	317	309	8	312	312	-
F-84E	10	4	6	-	-	-	-	-	-	-	-	-
F-84F	139	132	7	146	141	5	148	143	5	149	149	-
F-84G	67	-	67	55	24	31	44	42	2	29	29	-
F-86K	54	38	16	47	47	-	53	53	-	60	60	-
RF-84F	20	9	11	14	14	-	17	17	-	18	18	-
RT-33	2	2	-	2	2	-	2	2	-	3	3	-
C-47	16	14	2	16	16	-	16	16	-	16	16	-
T-33	33	29	4	33	33	-	37	36	1	37	37	-
Norway	263	263	-	242	242	-	246	246	-	248	248	-
PBY5	6	6	-	-	-	-	-	-	-	-	-	-
F-84E	6	6	-	-	-	-	-	-	-	-	-	-
F-84G	146	146	-	140	140	-	138	138	-	124	124	-
F-86F	-	-	-	-	-	-	4	4	-	19	19	-
F-86K	51	51	-	54	54	-	54	54	-	55	55	-
RF-84	18	18	-	16	16	-	18	18	-	18	18	-
C-47	8	8	-	4	4	-	4	4	-	4	4	-
C-119	8	8	-	8	8	-	8	8	-	8	8	-
T-33	20	20	-	20	20	-	20	20	-	20	20	-

TABLE 120 - MAP-SUPPORTED AIRCRAFT INVENTORY BY COUNTRY - BY TYPE AND MODEL OF AIRCRAFT
 QUARTERLY, FISCAL YEAR 1957 (CONTINUED)

COUNTRY Type and Model	30 SEP 56			31 DEC 56			31 MAR 57			30 JUN 57		
	Total	Active	In-Active	Total	Active	In-Active	Total	Active	In-Active	Total	Active	In-Active
<u>Portugal</u>	<u>128</u>	<u>110</u>	<u>18</u>	<u>127</u>	<u>127</u>	<u>-</u>	<u>128</u>	<u>128</u>	<u>4</u>	<u>127</u>	<u>127</u>	<u>-</u>
B-17	-	-	-	-	-	-	4	4	-	4	4	-
F-84G	67	60	7	67	67	-	68	68	-	67	67	-
SA-16	3	2	1	3	3	-	3	3	-	3	3	-
SB-170	4	4	-	4	4	-	-	-	-	-	-	-
C-54	2	2	-	2	2	-	2	2	-	2	2	-
T-6	36	29	7	35	35	-	35	35	-	35	35	-
T-33	15	12	3	15	15	-	15	15	-	15	15	-
H-19	1	1	-	1	1	-	1	1	-	1	1	-
<u>Spain</u>	<u>208</u>	<u>208</u>	<u>-</u>	<u>248</u>	<u>244</u>	<u>4</u>	<u>263</u>	<u>259</u>	<u>4</u>	<u>302</u>	<u>299</u>	<u>3</u>
F-86F	108	108	-	146	144	2	162	160	2	195	193	2
SA-16	5	5	-	5	5	-	5	5	-	5	5	-
C-47	5	5	-	5	5	-	5	5	-	12	12	-
T-6	56	56	-	57	56	1	56	55	1	56	55	1
T-33	29	29	-	30	29	1	30	29	1	29	29	-
H-19	5	5	-	5	5	-	5	5	-	5	5	-
<u>United Kingdom</u>	<u>644</u>	<u>229</u>	<u>415</u>	<u>738</u>	<u>290</u>	<u>448</u>	<u>761</u>	<u>307</u>	<u>454</u>	<u>191</u>	<u>-</u>	<u>191</u>
B-29	3	1	2	-	-	-	-	-	-	-	-	-
P2V5	50	24	26	49	23	26	47	-	47	47	-	47
F-86E	276	-	276	234	-	234	177	-	177	144	-	144
Hawker Hunter	312	201	111	455	267	188	537	307	230	-	-	-
RB-29	3	3	-	-	-	-	-	-	-	-	-	-
<u>Yugoslavia</u>	<u>185</u>	<u>154</u>	<u>31</u>	<u>178</u>	<u>178</u>	<u>-</u>	<u>178</u>	<u>178</u>	<u>-</u>	<u>191</u>	<u>191</u>	<u>-</u>
F-84G	116	88	28	109	109	-	109	109	-	113	113	-
F-86E	5	5	-	5	5	-	5	5	-	14	14	-
RT-33A	21	20	1	21	21	-	21	21	-	21	21	-
C-47	19	19	-	19	19	-	19	19	-	19	19	-
T-33A	24	22	2	24	24	-	24	24	-	24	24	-
<u>NEAR EAST - TOTAL</u>	<u>1,411</u>	<u>1,122</u>	<u>289</u>	<u>1,336</u>	<u>1,252</u>	<u>84</u>	<u>1,424</u>	<u>1,338</u>	<u>86</u>	<u>1,414</u>	<u>1,333</u>	<u>81</u>
<u>Greece</u>	<u>459</u>	<u>386</u>	<u>73</u>	<u>471</u>	<u>443</u>	<u>28</u>	<u>474</u>	<u>461</u>	<u>13</u>	<u>457</u>	<u>441</u>	<u>16</u>
F-84G	170	150	20	182	179	3	187	186	1	183	177	6
F-86E	95	75	20	94	84	10	93	85	8	92	89	3
RF-84F	16	16	-	18	18	-	18	18	-	20	20	-
RT-33	18	15	3	18	16	2	15	15	-	15	15	-
C-47	50	43	7	50	45	5	50	47	3	50	44	6
T-6	77	60	17	76	70	6	78	77	1	64	63	1
T-33	33	27	6	33	31	2	33	33	-	33	33	-
<u>Iran</u>	<u>70</u>	<u>70</u>	<u>-</u>	<u>70</u>	<u>70</u>	<u>-</u>	<u>85</u>	<u>85</u>	<u>-</u>	<u>96</u>	<u>96</u>	<u>-</u>
F-84G	-	-	-	-	-	-	-	-	-	8	8	-
C-47	4	4	-	4	4	-	7	7	-	9	9	-
T-6	25	25	-	25	25	-	23	23	-	23	23	-
T-33	6	6	-	6	6	-	6	6	-	6	6	-
LT-6G	31	31	-	31	31	-	45	45	-	46	46	-
RLT-6G	4	4	-	4	4	-	4	4	-	4	4	-
<u>Pakistan</u>	<u>90</u>	<u>78</u>	<u>12</u>	<u>88</u>	<u>85</u>	<u>3</u>	<u>137</u>	<u>114</u>	<u>23</u>	<u>150</u>	<u>128</u>	<u>22</u>
F-86F	30	24	6	29	26	3	76	66	10	90	80	10
RF-33	2	2	-	2	2	-	4	4	-	4	4	-
T-6	44	39	5	43	43	-	43	30	13	43	31	12
T-33	14	13	1	14	14	-	14	14	-	13	13	-
<u>Turkey</u>	<u>792</u>	<u>588</u>	<u>204</u>	<u>707</u>	<u>654</u>	<u>53</u>	<u>728</u>	<u>678</u>	<u>50</u>	<u>711</u>	<u>668</u>	<u>43</u>
F-84G	331	264	67	349	311	38	371	327	44	361	319	42
F-86E	94	75	19	95	94	1	94	88	6	94	93	1
RF-84F	14	14	-	14	-	14	14	14	-	15	15	-
RT-33	22	20	2	22	22	-	22	22	-	15	15	-
C-47	73	60	13	73	73	-	73	73	-	72	72	-
T-6	109	70	39	109	109	-	109	109	-	109	109	-
T-11	104	45	59	-	-	-	-	-	-	-	-	-
T-33	45	40	5	45	45	-	45	45	-	45	45	-

TABLE 120 - MAP-SUPPORTED AIRCRAFT INVENTORY BY COUNTRY - BY TYPE AND MODEL OF AIRCRAFT
QUARTERLY, FISCAL YEAR 1957 (CONTINUED)

COUNTRY 'Type and Model	30 SEP 56			31 DEC 56			31 MAR 57			30 JUN 57		
	Total	Active	In-Active	Total	Active	In-Active	Total	Active	In-Active	Total	Active	In-Active
ASIA - TOTAL	1,768	1,449	319	1,820	1,642	178	1,776	1,614	162	1,876	1,690	186
Cambodia	-	-	-	-	-	-	-	-	-	-	-	-
C-47	-	-	-	-	-	-	-	-	-	-	-	-
H-19	-	-	-	-	-	-	-	-	-	-	-	-
L-20	-	-	-	-	-	-	-	-	-	-	-	-
Indo-China	49	34	15	46	43	3	40	31	9	11	11	-
F-8F	2	1	-	1	-	1	-	-	-	-	-	-
C-47	23	12	11	21	21	-	18	18	-	2	2	-
H-19	14	14	-	14	14	-	14	8	6	8	8	-
L-20	10	8	2	10	8	2	8	5	3	1	1	-
Japan	324	292	32	392	353	39	419	381	38	495	380	115
F-86F	84	78	6	138	126	12	146	134	12	199	107	92
C-46	30	21	9	30	22	8	29	21	8	29	24	5
T-6	128	111	17	128	119	9	128	120	8	126	118	8
T-33	82	82	-	96	86	10	116	106	10	141	131	10
Korea	223	136	87	226	207	19	157	157	-	163	163	-
F-51	65	-	65	63	44	19	-	-	-	-	-	-
F-86F	84	84	-	83	83	-	83	83	-	81	81	-
C-46	18	18	-	18	18	-	18	18	-	18	18	-
T-6	29	27	2	35	35	-	35	35	-	34	34	-
T-33	7	7	-	7	7	-	7	7	-	16	16	-
TF-51	6	-	6	6	6	-	-	-	-	-	-	-
L-19	14	-	14	14	14	-	14	14	-	14	14	-
Laos	-	-	-	12	12	-	12	5	7	12	12	-
C-47	-	-	-	6	6	-	6	1	5	6	6	-
L-19	-	-	-	6	6	-	6	4	2	6	6	-
Philippines	133	104	29	129	89	40	130	89	41	144	103	41
F-51	86	54	32	78	38	40	78	37	41	78	37	41
F-86F	-	-	-	-	-	-	-	4	-	14	14	-
SA-16	-	-	-	-	-	-	-	-	-	4	4	-
C-47	17	17	-	17	17	-	16	16	-	16	16	-
T-6	25	22	3	23	23	-	22	22	-	22	22	-
T-33	6	6	-	6	6	-	6	6	-	6	6	-
H-19	5	5	-	5	5	-	4	4	-	4	4	-
Taiwan	632	560	72	625	559	66	629	575	54	668	643	25
B-25	10	8	2	9	6	3	9	7	2	9	9	-
PBY5	6	6	-	-	-	-	-	-	-	-	-	-
P4Y2	20	19	1	20	20	-	19	19	-	19	18	1
F-84G	133	133	-	131	130	1	130	129	1	128	128	-
F-86F	155	148	7	151	146	5	162	156	6	194	189	5
RF-84F	13	13	-	18	18	-	19	19	-	18	18	-
RF-86F	7	5	2	7	6	1	7	6	1	7	6	1
SA-16	3	3	-	6	6	-	8	8	-	8	8	-
C-46	115	96	19	114	96	18	114	100	14	114	101	13
C-47	26	21	5	26	24	2	26	25	1	26	22	4
C-54	-	-	-	-	-	-	1	1	-	1	1	-
T-6	110	75	35	109	74	35	100	73	27	99	99	-
T-33	24	24	-	24	24	-	24	24	-	35	34	1
RT-33	6	6	-	6	6	-	6	6	-	6	6	-
H-19	4	3	1	4	3	1	4	2	2	4	4	-
Thailand	238	238	-	249	249	-	252	252	-	254	254	-
F-8F	100	100	-	99	99	-	98	98	-	98	98	-
F-84G	-	-	-	13	13	-	12	12	-	12	12	-
RT-33	3	3	-	3	3	-	3	3	-	3	3	-
C-45	6	6	-	6	6	-	6	6	-	6	6	-
C-47	9	9	-	9	9	-	8	8	-	10	10	-
T-6	114	114	-	113	113	-	113	113	-	113	113	-
T-33	6	6	-	6	6	-	6	6	-	6	6	-
H-19	-	-	-	-	-	-	6	6	-	6	6	-
Vietnam	169	85	84	141	130	11	137	124	13	129	124	5
F-8F	69	19	50	46	43	3	43	37	6	35	30	5
C-45	3	1	2	3	3	-	3	3	-	2	2	-
C-47	37	23	14	37	36	1	37	37	-	37	37	-
L-19	60	42	18	55	48	7	54	47	7	55	55	-

TABLE 120 - MAP-SUPPORTED AIRCRAFT INVENTORY BY COUNTRY - BY TYPE AND MODEL OF AIRCRAFT
 QUARTERLY, FISCAL YEAR 1957 (CONTINUED)

COUNTRY Type and Model	30 SEP 56			31 DEC 56			31 MAR 57			30 JUN 57		
	Total	Active	In-Active	Total	Active	In-Active	Total	Active	In-Active	Total	Active	In-Active
WESTERN HEMISPHERE TOTAL	519	368	151	530	465	65	532	481	51	535	501	34
Brazil	139	61	78	144	83	61	144	97	47	144	125	19
B-17 a/	-	-	-	-	-	-	12	12	-	12	12	-
B-25	32	5	27	32	5	27	32	17	15	32	32	-
PBY5	11	5	6	12	6	6	12	12	-	12	12	-
F-47	44	13	31	44	25	19	44	20	24	44	25	19
RB-17	4	4	-	4	4	-	-	-	-	-	-	-
SB-17	4	4	-	4	4	-	-	-	-	-	-	-
T-6	40	26	14	40	32	8	40	32	8	40	40	-
TB-17	4	4	-	4	3	1	-	-	-	-	-	-
T-33	-	-	-	4	4	-	4	4	-	4	4	-
Chile	75	46	29	61	61	-	70	70	-	70	70	-
B-26	9	9	-	13	13	-	23	23	-	23	23	-
PBY5	5	2	3	-	-	-	-	-	-	-	-	-
F-47	17	11	6	14	14	-	13	13	-	13	13	-
T-6	38	23	15	30	30	-	30	30	-	30	30	-
T-11	6	1	5	-	-	-	-	-	-	-	-	-
T-33	-	-	-	4	4	-	4	4	-	4	4	-
Colombia	49	49	-	28	28	-	28	28	-	25	25	-
B-25	1	1	-	1	1	-	-	-	-	-	-	-
B-26	6	6	-	11	11	-	12	12	-	12	12	-
F-47	18	18	-	18	18	-	18	18	-	18	18	-
T-6	19	19	-	19	19	-	19	19	-	16	16	-
T-33	5	5	-	9	9	-	9	9	-	9	9	-
Cuba	43	42	1	48	48	-	57	57	-	55	55	-
B-25	4	4	-	4	4	-	-	-	-	-	-	-
B-26	-	-	-	1	1	-	15	15	-	14	14	-
F-47	17	16	1	17	17	-	16	16	-	15	15	-
C-47	10	10	-	10	10	-	10	10	-	10	10	-
T-6	8	8	-	8	8	-	8	8	-	8	8	-
T-33	4	4	-	8	8	-	8	8	-	8	8	-
Dominican Republic	19	19	-	23	23	-	23	23	-	23	23	-
F-47	19	19	-	19	19	-	19	19	-	19	19	-
T-33	-	-	-	4	4	-	4	4	-	4	4	-
Ecuador	30	28	2	32	28	4	33	29	4	33	29	4
F-47	17	17	-	15	11	4	14	10	4	14	10	4
T-6	13	11	2	13	13	-	15	15	-	15	15	-
T-33	-	-	-	4	4	-	4	4	-	4	4	-
Peru	111	75	36	116	116	-	100	100	-	98	98	-
B-25	6	4	2	6	6	-	-	-	-	-	-	-
B-26	8	8	-	10	10	-	10	10	-	10	10	-
F-47	47	30	17	47	47	-	46	46	-	45	45	-
F-86P	11	10	1	11	11	-	10	10	-	9	9	-
T-6	33	18	15	33	33	-	25	25	-	25	25	-
T-33	6	5	1	9	9	-	9	9	-	9	9	-
Uruguay	53	48	5	48	48	-	47	47	-	57	46	11
B-25	8	6	2	8	8	-	8	8	-	8	8	-
F-51	14	11	3	13	13	-	13	13	-	13	11	2
T-6	23	23	-	23	23	-	22	22	-	32	23	9
T-11	8	8	-	-	-	-	-	-	-	-	-	-
T-33	-	-	-	4	4	-	4	4	-	4	4	-

a/ RB, SB & TB Combined.

SOURCE: Materiel Statistics Division, Directorate of Statistical Services, DCS/Comptroller.

TABLE 121 - MAP AIRCRAFT ATTRITION BY TYPE AND MODEL OF AIRCRAFT - FISCAL YEAR 1957

TYPE AND MODEL	TOTAL	OPERATIONAL	NON-OPERATIONAL	COMBAT
<u>TOTAL</u>	<u>606</u>	<u>377</u>	<u>229</u>	-
<u>BOMBER</u>	<u>31</u>	<u>9</u>	<u>22</u>	-
B-25.	8	4	4	-
B-26.	2	2	-	-
PBY5.	6	-	6	-
P2V5.	3	3	-	-
P4Y2.	12	-	12	-
<u>FIGHTER</u>	<u>429</u>	<u>272</u>	<u>157</u>	-
F-47.	16	6	10	-
F-51.	15	9	6	-
F-84.	244	171	73	-
F-86.	59	59	-	-
F-8F.	74	6	68	-
Hyatere (MD-452).	6	6	-	-
Hawker Hunter.	15	15	-	-
<u>RECONNAISSANCE</u>	<u>2</u>	<u>2</u>	-	-
RT-33.	5	5	-	-
<u>CARGO</u>	<u>8</u>	<u>6</u>	<u>2</u>	-
C-45.	1	-	1	-
C-46.	3	2	1	-
C-47.	4	4	-	-
<u>TRAINER</u>	<u>121</u>	<u>73</u>	<u>48</u>	-
T-6.	100	53	47	-
T-33.	16	15	1	-
Mark IV (Hvd).	3	3	-	-
LT-6G.	2	2	-	-
<u>COMMUNICATION</u>	<u>12</u>	<u>12</u>	-	-
L-18.	1	1	-	-
L-19.	7	7	-	-
L-20.	1	1	-	-
H-19.	3	3	-	-

SOURCE: Materiel Statistics Division, Directorate of Statistical Services, DCS/Comptroller.

TABLE 122 - MAP AIRCRAFT HOURS FLOWN BY TYPE AND MODEL OF AIRCRAFT, QUARTERLY,
FISCAL YEAR 1957

TYPE AND MODEL	HOURS FLOWN IN FISCAL YEAR 1957, BY QUARTERS				
	TOTAL	FIRST QUARTER	SECOND QUARTER	THIRD QUARTER	FOURTH QUARTER
TOTAL	1,323,696	363,093	307,509	309,619	343,475
BOMBER	32,233	11,091	9,402	5,686	6,054
B-25	7,033	1,905	2,309	1,158	1,661
B-26	6,291	1,238	1,315	1,396	2,342
B-29	205	59	146	-	-
PBY-5	3,241	1,990	248	524	479
P2V5	7,138	3,545	2,858	735	-
P4Y2	8,325	2,354	2,526	1,873	1,572
FIGHTER	579,809	158,547	132,941	140,313	148,008
F-47	7,935	2,743	2,465	1,362	1,365
F-51	10,177	3,323	3,783	1,557	1,514
F-84	351,274	99,370	74,145	81,269	96,490
F-86	135,664	28,704	30,437	31,149	45,374
F-8F	17,372	5,819	4,883	3,405	3,265
Hawker-Pumper	42,244	13,521	13,954	14,769	-
Mystere (MD 452)	15,143	5,067	3,274	6,802	-
RECONNAISSANCE	45,176	11,366	9,423	10,461	13,926
RB-17	2,118	466	397	242	1,013
RB-29	397	249	148	-	-
RF-84	27,695	4,849	5,203	7,746	9,897
RF-86	1,237	412	294	181	350
RLT-6G	1,492	458	328	320	386
RT-33	12,237	4,932	3,053	1,972	2,280
SEARCH AND RESCUE	7,765	1,860	1,751	2,126	2,028
SA-16	5,123	720	1,106	1,514	1,783
SB-17	2,642	1,140	645	612	245
CARGO	172,634	45,323	42,858	41,844	42,609
C-45	771	291	268	126	92
C-46	49,110	13,458	12,127	12,210	11,315
C-47	102,167	26,358	25,806	24,492	25,509
C-54	1,663	376	458	392	437
C-119	18,923	4,840	4,197	4,630	5,256
TRAINERS	457,662	128,531	106,326	100,973	121,832
T-6	264,086	77,024	65,612	56,924	64,526
LT-6	9,060	2,778	2,543	1,510	2,229
T-11	2,827	2,827	-	-	-
TB-17	1,116	585	348	183	-
T-33	149,590	33,867	33,733	35,372	46,618
TF-51	767	317	376	74	-
Mark IV (HVD)	30,216	11,133	3,714	6,910	8,459
COMMUNICATIONS	28,417	6,375	4,808	8,216	9,018
L-18	8,318	-	508	3,418	4,392
L-19	14,812	4,997	3,045	3,041	3,729
L-20	1,084	450	300	310	24
H-19	4,203	928	955	1,447	873

SOURCE: Materiel Statistics Division, Directorate of Statistical Services, DCS/Comptroller.

TABLE 123—MAP AIRCRAFT HOURS FLOWN BY COUNTRY—BY TYPE, MODEL AND SERIES OF AIRCRAFT
QUARTERLY, FISCAL YEAR 1957

COUNTRY	TOTAL FISCAL YEAR 1957	FIRST QUARTER	SECOND QUARTER	THIRD QUARTER	FOURTH QUARTER
TOTAL MAP	1,323,696	363,093	307,509	309,619	343,475
TOTAL EUROPE	571,874	164,116	121,756	138,747	147,255
BELGIUM	40,586	13,050	8,448	8,705	10,383
F-84F	20,100	4,910	3,884	4,855	6,451
F-84G	244	244	-	-	-
Hawker Hunter	926	-	926	-	-
RF-84F	2,370	698	479	587	606
C-119	5,954	2,178	1,094	1,137	1,545
T-6	2,459	1,516	205	368	370
T-33	6,418	1,792	1,457	1,758	1,411
Mark IV (Hvd)	2,115	1,712	403	-	-
DENMARK	49,894	14,368	12,686	9,495	13,345
FBY5	62	62	-	-	-
F-84G	43,681	12,784	11,081	8,072	11,744
RF-84	275	-	-	-	275
C-47	1,355	218	672	465	-
T-33	4,521	1,304	933	958	1,326
FRANCE	132,347	46,395	25,928	31,578	28,436
F-84E	715	715	-	-	-
F-84F	37,361	5,913	5,733	11,359	14,356
F-84G	6,139	4,738	1,401	-	-
F-86K	1,865	-	188	512	1,165
Mystere (MD-452)	15,143	5,067	3,274	6,802	-
RF-84F	6,939	1,315	1,818	1,927	1,879
RT-33	519	270	137	41	71
C-47	19,968	4,215	5,260	5,450	5,043
T-6	13,682	13,682	-	-	-
T-33	20,049	3,824	4,816	5,487	5,922
Mark IV (Hvd)	9,967	6,656	3,311	-	-
GERMANY	32,726	-	579	12,337	19,810
F-84F	1,036	-	59	533	444
F-86K	-	-	-	-	-
T-33	8,003	-	12	1,476	6,515
Mark IV (Hvd)	15,369	-	-	6,910	8,459
L-18	8,318	-	508	3,418	4,392
ITALY	89,159	26,147	16,549	19,566	26,897
F-84F	18,949	3,632	2,698	4,487	8,132
F-84G	9,067	5,199	2,675	985	208
F-86E	15,661	2,340	2,737	4,020	6,564
F-86K	6,540	1,363	1,372	1,518	2,287
RF-84	9,298	1,543	1,479	2,867	3,409
RT-33	425	88	-	135	202
C-119	10,565	2,380	2,460	2,764	2,961
T-6	3,093	3,093	-	-	-
T-33	12,796	3,744	3,128	2,790	3,134
Mark IV (Hvd)	2,765	2,765	-	-	-
NETHERLANDS	37,268	9,326	7,230	9,115	11,597
F-84E	197	197	-	-	-
F-84F	20,102	5,067	3,689	4,886	6,460
F-84G	98	98	-	-	-
F-86K	3,835	799	917	954	1,165
RF-84F	1,615	201	172	582	660
RT-33	326	133	30	60	103
C-47	3,422	1,140	898	651	733
T-33	7,673	1,691	1,524	1,982	2,476
NORWAY	53,232	12,759	12,102	15,690	12,681
FBY5	506	506	-	-	-
F-84E	110	110	-	-	-
F-84G	31,307	8,034	7,301	9,881	6,091
F-86F	1,210	-	-	136	1,074
F-86K	5,544	933	1,605	1,660	1,346
RF-84	2,460	282	385	841	952
C-47	3,248	1,068	708	716	756
C-119	2,404	282	643	729	750
T-33	6,443	1,544	1,460	1,727	1,712

TABLE 123 - MAP AIRCRAFT HOURS FLOWN BY COUNTRY - BY TYPE, MODEL, AND SERIES OF AIRCRAFT
 QUARTERLY, FISCAL YEAR 1957 (CONTINUED)

COUNTRY	TOTAL FISCAL YEAR 1957	FIRST QUARTER	SECOND QUARTER	THIRD QUARTER	FOURTH QUARTER
PORTUGAL	<u>31,584</u>	<u>7,995</u>	<u>8,819</u>	<u>6,541</u>	<u>8,229</u>
F-84G	14,317	3,738	4,163	2,915	3,501
SA-16	327	105	69	56	97
SB-17	990	333	249	163	245
C-54	1,604	376	458	388	382
T-6	9,541	2,064	2,738	1,935	2,784
T-33	4,698	1,332	1,115	1,076	1,175
H-19	107	27	27	8	45
SPAIN	<u>27,477</u>	<u>4,948</u>	<u>7,371</u>	<u>5,738</u>	<u>9,420</u>
F-86F	7,503	1,303	1,507	1,994	2,699
SA-16	2,250	490	460	620	680
C-47	1,058	176	285	246	351
T-6	9,735	1,359	3,079	1,946	3,351
T-33	6,522	1,511	1,949	810	2,252
H-19	409	109	91	122	87
UNITED KINGDOM	<u>49,058</u>	<u>17,374</u>	<u>16,180</u>	<u>15,504</u>	<u>-</u>
B-29	205	59	146	-	-
P2V5	7,138	3,545	2,858	735	-
Hawker Hunter	41,318	13,521	13,028	14,769	-
RB-29	397	249	148	-	-
YUGOSLAVIA	<u>28,543</u>	<u>11,754</u>	<u>5,854</u>	<u>4,478</u>	<u>6,457</u>
F-84G	16,670	7,424	2,768	2,550	3,928
F-86E	588	143	198	71	176
C-47	4,211	1,356	1,077	653	1,125
T-33	3,616	1,144	956	778	738
RT-33	3,458	1,687	855	426	490
TOTAL NEAR EAST	<u>259,316</u>	<u>72,517</u>	<u>55,292</u>	<u>57,463</u>	<u>75,044</u>
GREECE	<u>98,918</u>	<u>30,088</u>	<u>22,682</u>	<u>18,636</u>	<u>27,512</u>
F-84G	30,207	11,400	8,090	3,352	7,365
F-86E	10,544	3,281	2,462	1,570	3,231
RF-84F	1,572	384	237	275	676
RT-33	1,910	308	610	204	188
C-47	8,920	2,979	2,133	1,547	2,261
T-6	32,570	7,368	6,925	8,802	9,475
T-33	13,195	3,768	2,225	2,886	4,316
IRAN	<u>18,287</u>	<u>5,286</u>	<u>4,491</u>	<u>3,301</u>	<u>5,209</u>
F-84G	42	-	-	-	42
C-47	773	175	14	64	520
T-6	6,211	1,777	1,463	1,218	1,753
T-33	709	98	143	189	279
LT-6G	9,060	2,778	2,543	1,510	2,229
RLT-6G	1,492	458	328	320	386
PAKISTAN	<u>17,486</u>	<u>2,325</u>	<u>4,599</u>	<u>4,756</u>	<u>5,806</u>
F-86F	4,140	150	736	1,303	1,951
RT-33	460	99	97	150	114
T-6	9,733	1,281	2,928	2,416	3,108
T-33	3,153	795	838	887	633
TURKEY	<u>124,625</u>	<u>33,818</u>	<u>23,520</u>	<u>30,770</u>	<u>36,517</u>
F-86E	13,653	4,000	2,118	3,014	4,531
F-84G	65,788	16,674	11,886	18,328	18,900
RF-84F	695	3	-	161	531
RT-33	3,065	785	794	719	767
C-47	18,875	5,257	4,277	4,195	5,146
T-6	12,035	1,878	2,029	3,137	4,991
T-11	2,600	2,600	-	-	-
T-33	7,904	2,621	2,416	1,216	1,651
TOTAL ASIA	<u>424,987</u>	<u>109,836</u>	<u>111,192</u>	<u>98,864</u>	<u>105,095</u>
INDO CHINA	<u>6,347</u>	<u>2,390</u>	<u>1,855</u>	<u>1,667</u>	<u>435</u>
C-47	3,343	1,372	979	901	91
H-19	1,920	568	576	456	320
L-20	1,084	450	300	310	24
JAPAN	<u>87,389</u>	<u>18,992</u>	<u>22,169</u>	<u>21,356</u>	<u>24,872</u>
F-86F	8,138	965	1,421	2,846	2,906
C-46	6,273	1,943	1,888	1,407	1,035
T-6	55,748	13,513	14,889	12,566	14,780
T-33	17,230	2,571	3,971	4,537	6,151

TABLE 123 - MAP AIRCRAFT HOURS FLOWN BY COUNTRY - BY TYPE, MODEL, AND SERIES OF AIRCRAFT
QUARTERLY, FISCAL YEAR 1957 (CONTINUED)

COUNTRY	TOTAL FISCAL YEAR 1957	FIRST QUARTER	SECOND QUARTER	THIRD QUARTER	FOURTH QUARTER
KOREA	<u>58,161</u>	<u>15,880</u>	<u>16,181</u>	<u>13,189</u>	<u>12,911</u>
F-51	3,611	1,408	1,915	288	-
F-86F	17,054	3,308	5,160	3,633	4,953
C-46	4,696	761	1,132	1,297	1,506
T-6	22,890	6,840	5,539	5,748	4,763
T-33	3,900	1,089	1,013	875	923
TF-51	767	317	376	74	-
L-19	5,243	2,157	1,046	1,274	766
LAOS	<u>1,761</u>	-	<u>461</u>	<u>459</u>	<u>841</u>
C-47	549	-	131	140	278
L-19	1,212	-	330	319	563
PHILIPPINES	<u>19,038</u>	<u>4,375</u>	<u>5,499</u>	<u>4,405</u>	<u>4,759</u>
F-51	5,551	1,430	1,559	1,232	1,330
F-86F	241	-	-	49	192
SA-16	60	-	-	-	60
C-47	5,195	1,281	1,380	1,393	1,141
T-6	5,877	1,173	2,007	1,160	1,537
T-33	1,792	411	456	512	413
H-19	322	80	97	59	86
TAIWAN	<u>183,286</u>	<u>47,661</u>	<u>46,988</u>	<u>43,213</u>	<u>45,424</u>
B-25	2,431	680	406	488	857
PBY5	709	709	-	-	-
P4Y2	8,325	2,354	2,526	1,873	1,572
F-84G	34,102	8,580	8,587	8,526	8,409
F-86F	38,109	9,692	9,727	7,795	10,895
RF-84F	2,471	423	633	506	909
RF-86F	1,237	412	294	181	350
RT-33	1,744	850	437	167	290
C-46	38,141	10,754	9,107	9,506	8,774
C-47	10,736	2,564	2,918	2,778	2,476
C-54	59	-	-	4	55
SA-16	2,486	125	577	838	946
T-6	28,752	7,171	7,967	7,203	6,411
T-33	13,432	3,203	3,645	3,225	3,359
H-19	552	144	164	123	121
THAILAND	<u>45,946</u>	<u>14,557</u>	<u>12,947</u>	<u>8,841</u>	<u>9,601</u>
F-8F	14,505	5,140	4,273	2,635	2,457
F-84G	1,129	130	130	540	459
RT-33	368	112	93	70	93
C-45	564	167	202	103	92
C-47	2,556	827	609	548	572
T-6	24,622	7,679	7,097	4,480	5,366
T-33	1,952	632	543	429	348
H-19	250	-	-	36	214
VIETNAM	<u>23,059</u>	<u>2,981</u>	<u>5,092</u>	<u>5,734</u>	<u>6,252</u>
F-8F	2,867	679	610	770	808
C-45	207	124	66	17	-
C-47	10,985	2,338	2,747	2,856	3,044
H-19	9,000	2,840	1,669	2,091	2,400
TOTAL WESTERN HEMISPHERE	<u>67,519</u>	<u>17,624</u>	<u>19,269</u>	<u>14,545</u>	<u>16,081</u>
BRAZIL	<u>16,998</u>	<u>2,604</u>	<u>2,419</u>	<u>2,976</u>	<u>2,999</u>
B-25	2,055	379	791	391	494
PBY5	1,819	568	248	524	479
F-47	2,092	827	906	281	78
RB-17	1,384	466	397	521	-
SB-17	1,373	807	396	170	-
T-6	5,649	1,972	2,333	598	746
TB-17	2,129	585	348	183	1,013
T-33	497	-	-	308	189
CHILE	<u>2,741</u>	<u>2,852</u>	<u>2,520</u>	<u>1,772</u>	<u>2,567</u>
B-25	156	156	-	-	-
B-26	2,438	540	561	403	934
PBY5	145	145	-	-	-
F-47	1,360	358	461	393	148
T-6	5,447	1,577	1,528	974	1,368
T-11	76	76	-	-	-
T-33	119	-	-	2	117

TABLE 123 - MAP AIRCRAFT HOURS FLOWN BY COUNTRY - BY TYPE, MODEL, AND SERIES OF AIRCRAFT
 QUARTERLY, FISCAL YEAR 1957 (CONTINUED)

COUNTRY	TOTAL FISCAL YEAR 1957	FIRST QUARTER	SECOND QUARTER	THIRD QUARTER	FOURTH QUARTER
<u>COLOMBIA</u>	<u>6,448</u>	<u>1,169</u>	<u>1,826</u>	<u>2,071</u>	<u>1,382</u>
B-25	91	17	54	23	-
B-26	1,245	317	294	331	303
F-47	35	-	18	10	7
T-6	4,034	614	1,255	1,431	734
T-33	1,043	221	205	279	338
<u>CUBA</u>	<u>12,050</u>	<u>2,005</u>	<u>3,088</u>	<u>3,485</u>	<u>3,472</u>
B-25	788	205	472	111	-
B-26	868	-	21	360	487
F-47	1,081	188	328	234	331
C-47	6,935	1,392	1,720	1,889	1,934
T-6	1,655	99	389	661	506
T-33	723	121	158	230	214
<u>DOMINICAN REPUBLIC</u>	<u>605</u>	<u>38</u>	<u>90</u>	<u>336</u>	<u>141</u>
F-47	407	38	68	206	95
T-33	198	-	22	130	46
<u>ECUADOR</u>	<u>3,515</u>	<u>599</u>	<u>998</u>	<u>952</u>	<u>966</u>
F-47	130	83	84	13	-
T-6	2,372	516	634	618	604
T-33	963	-	280	321	362
<u>PERU</u>	<u>11,182</u>	<u>3,146</u>	<u>2,763</u>	<u>1,961</u>	<u>3,312</u>
B-25	320	100	202	18	-
B-26	1,617	381	439	179	618
F-47	2,780	1,249	600	225	706
F-86F	942	340	289	74	239
T-6	3,756	625	925	1,024	1,182
T-33	1,767	451	308	441	567
<u>URUGUAY</u>	<u>6,980</u>	<u>2,211</u>	<u>2,535</u>	<u>992</u>	<u>1,242</u>
B-25	1,315	368	384	253	310
F-51	1,015	485	309	37	184
T-6	4,225	1,207	1,682	639	697
T-11	151	151	-	-	-
T-33	274	-	160	63	51

SOURCE: Materiel Statistics Division, Directorate of Statistical Services, DCB/Comptroller.

TABLE 124 - MAP GRANT AID AIRCRAFT DELIVERIES BY TYPE, MODEL, AND SERIES OF AIRCRAFT
CUMULATIVE THROUGH FISCAL YEAR 1957

(This is a new table and does not appear in the previous fiscal year Statistical Digest.)

TYPE, MODEL, AND SERIES	CUMULATIVE DELIVERIES AS OF 30 June 1956	DELIVERIES DURING FY 57					CUMULATIVE DELIVERIES AS OF 30 June 1957
		FIRST QUARTER	SECOND QUARTER	THIRD QUARTER	FOURTH QUARTER	TOTAL	
GRAND TOTAL	8,637	264	457	401	573	1,695	10,332
BOMBER	296	-	14	25	-	39	335
B-17	5	-	-	-	-	-	5
B-26	97	-	14	25	-	39	136
B-29	84	-	-	-	-	-	84
P2V5	52	-	-	-	-	-	52
PBY5A	20	-	-	-	-	-	20
P4Y2	38	-	-	-	-	-	38
FIGHTER	5,894	285	283	264	422	1,214	7,108
F-47D	330	-	-	-	-	-	330
F-47N	195	-	-	-	-	-	195
F-51D	236	-	-	-	-	-	236
F-84E	100	-	-	-	-	-	100
F-84F	647	100	94	73	176	443	1,090
F-84G	2,235	1	-	18	17	36	2,271
F-86E	60	-	-	-	-	-	60
F-86E (GFP)	370	-	-	-	-	-	370
F-86F	463	78	39	127	143	387	850
F-86F (Ship Sets)	-	-	1	4	17	22	22
F-86K	116	2	-	1	-	3	119
F-86K (Ship Sets)	42	6	9	39	37	91	133
YF-86K (Proto Type)	-	-	-	2	-	2	2
F-8F	378	-	-	-	-	-	378
Hawker Hunter	233	27	140	-	32	199	432
Mystere (MD 452)	194	31	-	-	-	31	225
Ouragan	185	-	-	-	-	-	185
Vampire 5	35	-	-	-	-	-	35
Vampire 53	75	-	-	-	-	-	75
RECONNAISSANCE	340	4	35	63	8	110	450
RB-26	8	-	-	-	-	-	8
RB-29	3	-	-	-	-	-	3
RF-51	18	-	-	-	-	-	18
RF-84	219	4	35	63	6	108	327
RF-86	5	-	-	-	2	2	7
RT-33A	87	-	-	-	-	-	87
SEARCH AND RESCUE	9	5	2	2	3	12	21
SA-16A	9	5	2	2	3	12	21
CARGO	370	-	-	(5)	6	-	370
C-45	7	-	-	-	-	-	7
C-46D	46	2	-	-	-	2	48
C-47	234	(2)	-	(6)	6	(2)	232
C-119C	3	-	-	-	-	-	3
C-119F	18	-	-	-	-	-	18
C-119G	62	-	-	-	-	-	62
TRAINER	1,618	10	47	53	132	242	1,860
T-6D	271	-	6	-	-	6	277
T-6F	48	-	-	-	-	-	48
T-6G	239	-	-	-	49	49	288
LT-6G	40	-	-	14	21	35	75
T-7	28	-	-	-	-	-	28
T-13	2	-	-	-	-	-	2
T-33A	664	10	41	10	32	93	757
T-33A (Ship Sets)	-	-	-	29	30	59	59
Harvard Mark IV	291	-	-	-	-	-	291
Morane 733	25	-	-	-	-	-	25
Sipa 12	10	-	-	-	-	-	10
COMMUNICATIONS	110	-	76	-	2	78	188
L-4	5	-	-	-	-	-	5
L-5	9	-	-	-	-	-	9
L-18C	40	-	-	-	-	-	40
L-19	-	-	76	-	-	76	76
L-20	6	-	-	-	-	-	6
H-19A	13	-	-	-	2	2	15
H-19B	27	-	-	-	-	-	27
Dragon Fly	10	-	-	-	-	-	10

NOTE: Parentheses denote negative quantities.

SOURCE: Materiel Statistics Division, Directorate of Statistical Services, DCS/Comptroller

TABLE 125- MAP GRANT AID AIRCRAFT DELIVERIES TO RECIPIENT COUNTRIES, BY TYPE, MODEL, AND SERIES OF AIRCRAFT - CUMULATIVE THROUGH FISCAL YEAR 1957

(Parentheses denote negative quantities)

TYPE, MODEL AND SERIES	CUMULATIVE DELIVERIES AS OF 30 JUNE 56	DELIVERIES DURING FY 57					CUMULATIVE DELIVERIES AS OF 30 JUNE 57
		FIRST QUARTER	SECOND QUARTER	THIRD QUARTER	FOURTH QUARTER	TOTAL	
<u>GRAND TOTAL</u>	<u>8,637</u>	<u>264</u>	<u>457</u>	<u>401</u>	<u>573</u>	<u>1,695</u>	<u>10,332</u>
<u>EUROPE - TOTAL</u>	<u>5,756</u>	<u>137</u>	<u>301</u>	<u>169</u>	<u>268</u>	<u>875</u>	<u>6,631</u>
<u>Belgium</u>	<u>483</u>	<u>(27)</u>	<u>(10)</u>	<u>(5)</u>	<u>(15)</u>	<u>(57)</u>	<u>426</u>
F-84E	21	-	-	-	-	-	21
F-84F	134	12	10	16	8	46	180
F-84G	194	(31)	(20)	(21)	(23)	(95)	99
RF-84F	20	-	-	-	-	-	20
C-119F	8	(8)	-	-	-	(8)	-
C-119G	22	-	-	-	-	-	22
T-6D	16	-	-	-	-	-	16
T-33A	38	-	-	-	-	-	38
Harvard MK IV	30	-	-	-	-	-	30
<u>Denmark</u>	<u>212</u>	<u>23</u>	<u>16</u>	<u>23</u>	<u>1</u>	<u>63</u>	<u>275</u>
FBY-5A	2	-	-	-	-	-	2
F-84E	6	-	-	-	-	-	6
F-84G	191	21	12	14	-	47	238
C-47	-	2	4	-	-	6	6
T-6D	1	-	-	-	-	-	1
T-33A	12	-	-	-	-	-	12
RF-84F	-	-	-	9	1	10	10
<u>Federal Republic of Germany</u>	<u>1</u>	<u>60</u>	<u>33</u>	<u>218</u>	<u>159</u>	<u>470</u>	<u>471</u>
F-84F	1	11	8	20	152	191	192
RF-84F	-	-	-	50	5	55	55
T-33A	-	5	90	1	1	96	96
Harvard MK IV	-	29	1	57	1	88	88
L-18C	-	20	19	1	-	40	40
<u>Stockpile "B"</u>	<u>363</u>	<u>(51)</u>	<u>(23)</u>	<u>(152)</u>	<u>(11)</u>	<u>(237)</u>	<u>126</u>
F-84F	2	-	-	(2)	-	(2)	-
F-86K (Ship Sets)	2	(2)	-	-	-	(2)	-
RF-84F	1	-	-	(1)	-	(1)	-
C-47	47	(2)	-	(9)	(1)	(12)	35
T-33A	131	2	(3)	(82)	(9)	(92)	39
Harvard MK IV	140	(29)	(1)	(57)	(1)	(88)	52
L-18C	40	(20)	(19)	(1)	-	(40)	-
<u>France</u>	<u>1,586</u>	<u>52</u>	<u>56</u>	<u>15</u>	<u>(2)</u>	<u>128</u>	<u>1,714</u>
F-84E	46	-	-	-	-	-	46
F-84F	276	65	17	1	-	83	359
F-84G	318	(41)	-	(29)	(20)	(90)	228
F-86K (Ship Sets)	-	-	3	39	18	60	60
RF-84F	47	-	32	4	-	36	83
RT-33A	3	-	-	-	-	-	3
C-45	1	-	-	-	-	-	1
C-47	49	-	-	-	-	-	49
T-6D	119	-	-	-	-	-	119
T-60	62	-	-	-	-	-	62
T-33A	90	4	4	-	-	8	98
Harvard MK IV	51	-	-	-	-	-	51
Ouragan (MD-450)	185	-	-	-	-	-	185
Vampire 5	35	-	-	-	-	-	35
Vampire 53	75	-	-	-	-	-	75
Mystere (MD-452)	194	31	-	-	-	31	225
Morane 733	25	-	-	-	-	-	25
Sipa 12	10	-	-	-	-	-	10
<u>Italy</u>	<u>862</u>	<u>47</u>	<u>88</u>	<u>41</u>	<u>(4)</u>	<u>172</u>	<u>1,034</u>
F-47D	75	-	-	-	-	-	75
F-51D	100	-	-	-	-	-	100
F-86E (GFP)	18	59	40	57	6	162	180
F-84F	95	5	51	19	9	84	179
F-84G	252	(27)	(9)	(37)	(28)	(101)	151
F-86K (Ship Sets)	40	8	6	-	9	23	63
YF-86K (Proto-Type)	-	-	-	2	-	2	2

TABLE 125 - MAP GRANT AID AIRCRAFT DELIVERIES TO RECIPIENT COUNTRIES, BY TYPE, MODEL, AND SERIES OF AIRCRAFT - CUMULATIVE THROUGH FISCAL YEAR 1957 (CONTINUED)

(Parentheses denote negative quantities)

TYPE, MODEL AND SERIES	CUMULATIVE DELIVERIES AS OF 30 JUNE 56	DELIVERIES DURING FY 57					CUMULATIVE DELIVERIES AS OF 30 JUNE 57
		FIRST QUARTER	SECOND QUARTER	THIRD QUARTER	FOURTH QUARTER	TOTAL	
<u>Italy (Continued)</u>							
RF-84F	60	2	-	-	-	2	62
RT-33A	2	-	-	-	-	-	2
C-119G	40	-	-	-	-	-	40
T-6D	20	-	-	-	-	-	20
T-6G	30	-	-	-	-	-	30
T-33A	60	-	-	-	-	-	60
Harvard MK IV	70	-	-	-	-	-	70
<u>Netherlands</u>	<u>463</u>	<u>(8)</u>	<u>6</u>	<u>10</u>	<u>(12)</u>	<u>(4)</u>	<u>459</u>
F-84E	21	-	-	-	-	-	21
F-84F	139	7	8	19	7	41	180
F-84G	143	(15)	(5)	(12)	(26)	(58)	85
F-86K	58	-	-	1	-	1	59
F-86K (Ship Sets)	-	-	-	-	6	6	6
RF-84F	20	-	-	-	-	-	20
RT-33A	2	-	-	-	-	-	2
C-47	16	-	-	-	-	-	16
T-7	28	-	-	-	-	-	28
T-33A	36	-	3	2	1	6	42
<u>Norway</u>	<u>316</u>	<u>8</u>	<u>(4)</u>	<u>4</u>	<u>20</u>	<u>28</u>	<u>344</u>
FBY-5A	6	-	-	-	-	-	6
F-84E	6	-	-	-	-	-	6
F-86G	196	-	-	-	-	-	196
F-86F	-	-	-	4	16	20	20
F-86K	58	2	-	-	-	2	60
F-86K (Ship Sets)	-	-	-	-	4	4	4
RF-84F	20	-	-	-	-	-	20
C-47	10	(2)	(4)	-	-	(6)	4
C-119F	-	8	-	-	-	8	8
T-33A	20	-	-	-	-	-	20
<u>Portugal</u>	<u>170</u>	<u>10</u>	<u>-</u>	<u>1</u>	<u>-</u>	<u>11</u>	<u>181</u>
F-47D	50	-	-	-	-	-	50
F-84G	81	10	-	1	-	11	92
SA-16A	3	-	-	-	-	-	3
T-6G	20	-	-	-	-	-	20
T-33A	15	-	-	-	-	-	15
H-19A	1	-	-	-	-	-	1
<u>Spain</u>	<u>179</u>	<u>38</u>	<u>39</u>	<u>19</u>	<u>39</u>	<u>135</u>	<u>314</u>
F-86F	63	48	39	19	34	140	203
SA-16A	6	-	-	-	-	-	6
C-47	5	-	-	-	5	5	10
C-119F	10	(10)	-	-	-	(10)	-
T-6D	60	-	-	-	-	-	60
T-33A	30	-	-	-	-	-	30
H-19B	5	-	-	-	-	-	5
<u>United Kingdom</u>	<u>784</u>	<u>(38)</u>	<u>100</u>	<u>(57)</u>	<u>15</u>	<u>20</u>	<u>804</u>
B-29	84	-	-	-	-	-	84
P2V5	52	-	-	-	-	-	52
F-86E	60	-	-	-	-	-	60
F-86E (GFP)	352	(65)	(40)	(57)	(17)	(179)	173
RB-29	3	-	-	-	-	-	3
Hawker-Hunter	233	27	140	-	32	199	432
<u>Yugoslavia</u>	<u>337</u>	<u>6</u>	<u>-</u>	<u>-</u>	<u>16</u>	<u>22</u>	<u>359</u>
F-47D	126	-	-	-	-	-	126
F-84G	134	-	-	-	5	5	139
F-86E (Ship Sets)	-	6	-	-	11	17	17
RT-33A	22	-	-	-	-	-	22
C-47	20	-	-	-	-	-	20
T-33A	25	-	-	-	-	-	25
Dragon Fly (HE-MARK IV)	10	-	-	-	-	-	10
<u>European Recap</u>	<u>-</u>	<u>10</u>	<u>-</u>	<u>52</u>	<u>62</u>	<u>124</u>	<u>124</u>
F-84G	-	-	-	-	-	114	114
C-119F	-	10	-	-	-	10	10

TABLE 125 - MAP GRANT AID AIRCRAFT DELIVERIES TO RECIPIENT COUNTRIES, BY TYPE, MODEL, AND SERIES OF AIRCRAFT - CUMULATIVE THROUGH FISCAL YEAR 1957 (CONTINUED)

(Parentheses denote negative quantities)

TYPE, MODEL AND SERIES	CUMULATIVE DELIVERIES AS OF 30 JUNE 56	DELIVERIES DURING FY 57					CUMULATIVE DELIVERIES AS OF 30 JUNE 57
		FIRST QUARTER	SECOND QUARTER	THIRD QUARTER	FOURTH QUARTER	TOTAL	
<u>NEAR EAST - TOTAL</u>	<u>823</u>	<u>75</u>	<u>25</u>	<u>99</u>	<u>76</u>	<u>275</u>	<u>1,098</u>
<u>Greece</u>	<u>280</u>	<u>20</u>	<u>11</u>	<u>9</u>	-	<u>40</u>	<u>320</u>
F-84G	196	20	8	10	-	38	234
RF-84F	16	-	3	1	-	4	20
RT-33A	21	-	-	(2)	-	(2)	19
T-6G	17	-	-	-	-	-	17
T-33A	30	-	-	-	-	-	30
<u>Iran</u>	<u>54</u>	<u>4</u>	-	<u>17</u>	<u>25</u>	<u>46</u>	<u>100</u>
F-84G	-	-	-	-	21	21	21
C-47	-	-	-	3	2	5	5
T-6D	5	-	-	-	-	-	5
T-13	2	-	-	-	-	-	2
T-33	2	4	-	-	-	4	6
L-4	5	-	-	-	-	-	5
LT-6G	40	-	-	14	2	16	56
<u>Pakistan</u>	<u>46</u>	-	-	<u>51</u>	<u>15</u>	<u>66</u>	<u>112</u>
F-84F	30	-	-	49	15	64	94
T-33A	14	-	-	-	-	-	14
RT-33A	2	-	-	2	-	2	4
<u>Turkey</u>	<u>443</u>	<u>51</u>	<u>14</u>	<u>22</u>	<u>28</u>	<u>115</u>	<u>558</u>
F-84G	361	51	14	22	9	96	457
RF-84F	17	-	-	-	-	-	17
RT-33A	23	-	-	-	-	-	23
LT-6G	-	-	-	-	19	19	19
T-33A	42	-	-	-	-	-	42
<u>Stockpile "SA" (T-33A)</u>	-	-	-	-	<u>8</u>	<u>8</u>	<u>8</u>
<u>ASIA - TOTAL</u>	<u>1,927</u>	<u>52</u>	<u>85</u>	<u>108</u>	<u>209</u>	<u>454</u>	<u>2,381</u>
<u>Cambodia</u>	-	-	<u>10</u>	-	-	<u>10</u>	<u>10</u>
L-19	-	-	10	-	-	10	10
<u>French Expeditionary Command</u>	<u>13</u>	-	-	-	-	-	<u>13</u>
H-19A	7	-	-	-	-	-	7
L-20	6	-	-	-	-	-	6
<u>Indo-China</u>	<u>328</u>	<u>(6)</u>	<u>(73)</u>	<u>(3)</u>	<u>(2)</u>	<u>(84)</u>	<u>244</u>
B-26	72	-	-	-	-	-	72
F-8F	171	-	(69)	-	-	(69)	102
RB-26	8	-	-	-	-	-	8
C-45	6	-	-	-	-	-	6
C-47	50	(6)	(4)	(3)	(2)	(15)	35
C-119C	3	-	-	-	-	-	3
H-19B	18	-	-	-	-	-	18
<u>Japan</u>	<u>342</u>	<u>21</u>	<u>1</u>	<u>60</u>	<u>86</u>	<u>168</u>	<u>510</u>
F-86F	114	21	-	27	18	66	180
F-86F (Ship Sets)	-	-	1	4	17	22	22
C-46D	30	-	-	-	-	-	30
T-6D	9	-	-	-	-	-	9
T-6F	11	-	-	-	-	-	11
T-6G	110	-	-	-	21	21	131
T-33A	68	-	-	-	-	-	68
T-33A (Ship Sets)	-	-	-	29	30	59	59
<u>Korea</u>	<u>152</u>	<u>2</u>	<u>6</u>	-	<u>15</u>	<u>23</u>	<u>175</u>
F-51D	10	-	-	-	-	-	10
F-86F	85	-	-	-	-	-	85
C-46D	16	2	-	-	-	2	18
T-6D	24	-	6	-	-	6	30
T-6F	7	-	-	-	-	-	7
T-33A	10	-	-	-	15	15	25

TABLE 125 - MAP GRANT AID AIRCRAFT DELIVERIES TO RECIPIENT COUNTRIES, BY TYPE, MODEL, AND SERIES OF AIRCRAFT - CUMULATIVE THROUGH FISCAL YEAR 1957 (CONTINUED)

(Parentheses denote negative quantities)

TYPE, MODEL AND SERIES	CUMULATIVE DELIVERIES AS OF 30 JUNE 56	DELIVERIES DURING FY 57					CUMULATIVE DELIVERIES AS OF 30 JUNE 57
		FIRST QUARTER	SECOND QUARTER	THIRD QUARTER	FOURTH QUARTER	TOTAL	
<u>Laos</u>	-	-	<u>10</u>	-	-	<u>10</u>	<u>10</u>
C-47	-	-	4	-	-	4	4
L-19	-	-	6	-	-	6	6
<u>Philippines</u>	<u>150</u>	-	-	<u>11</u>	<u>31</u>	<u>42</u>	<u>192</u>
F-51D	126	-	-	-	-	-	126
F-86F	-	-	-	10	20	30	30
C-47	4	-	-	-	-	-	4
T-6G	-	-	-	-	8	8	8
T-33A	6	-	-	-	-	-	6
L-5	9	-	-	-	-	-	9
H-19A	5	-	-	-	-	-	5
SA-16A	-	-	-	1	3	4	4
<u>Taiwan</u>	<u>668</u>	<u>16</u>	<u>2</u>	<u>37</u>	<u>60</u>	<u>115</u>	<u>783</u>
PBV-5A	12	-	-	-	-	-	12
P4Y-2	38	-	-	-	-	-	38
P-47N	195	-	-	-	-	-	195
F-84G	169	-	-	18	2	20	189
F-86F	171	9	-	18	40	67	238
RF-51	18	-	-	-	-	-	18
RF-84	18	2	-	-	-	2	20
RF-86	5	-	-	-	2	2	7
RT-33A	9	-	-	-	-	-	9
SA-16A	-	5	2	1	-	8	8
T-33A	29	-	-	-	16	16	45
H-19B	4	-	-	-	-	-	4
<u>Thailand</u>	<u>249</u>	<u>13</u>	-	-	<u>19</u>	<u>32</u>	<u>281</u>
F-8F	207	-	-	-	-	-	207
F-84G	-	13	-	-	15	28	28
RT-33A	3	-	-	-	-	-	3
C-47	3	-	-	-	2	2	5
T-6F	30	-	-	-	-	-	30
T-33A	6	-	-	-	-	-	6
H-19A	-	-	-	-	2	2	2
<u>Vietnam</u>	<u>25</u>	<u>6</u>	<u>129</u>	<u>3</u>	-	<u>138</u>	<u>163</u>
F-8F	-	-	69	-	-	69	69
C-47	25	6	-	3	-	9	34
L-19	-	-	60	-	-	60	60
<u>WESTERN HEMISPHERE - TOTAL</u>	<u>131</u>	-	<u>46</u>	<u>25</u>	<u>20</u>	<u>91</u>	<u>222</u>
<u>Brazil</u>	<u>30</u>	-	<u>4</u>	-	-	<u>4</u>	<u>34</u>
F-47D	25	-	-	-	-	-	25
RB-17	2	-	-	-	-	-	2
SB-17	2	-	-	-	-	-	2
TB-17	1	-	-	-	-	-	1
T-33A	-	-	4	-	-	4	4
<u>Chile</u>	<u>27</u>	-	<u>8</u>	<u>10</u>	<u>10</u>	<u>28</u>	<u>55</u>
B-26	10	-	4	10	-	14	24
F-47D	17	-	-	-	-	-	17
T-6G	-	-	-	-	10	10	10
T-33A	-	-	4	-	-	4	4
<u>Colombia</u>	<u>21</u>	-	<u>11</u>	-	-	<u>11</u>	<u>32</u>
B-26	7	-	7	-	-	7	14
F-47D	14	-	-	-	-	-	14
T-33A	-	-	4	-	-	4	4
<u>Cuba</u>	<u>2</u>	-	<u>5</u>	<u>15</u>	-	<u>20</u>	<u>25</u>
B-26	-	-	1	15	-	16	16
C-47	5	-	-	-	-	-	5
T-33A	-	-	4	-	-	4	4

TABLE 125 -- MAP GRANT AID AIRCRAFT DELIVERIES TO RECIPIENT COUNTRIES, BY TYPE, MODEL AND SERIES OF AIRCRAFT -- CUMULATIVE THROUGH FISCAL YEAR 1957 (CONTINUED)

(Parentheses denote negative quantities)

TYPE, MODEL AND SERIES	CUMULATIVE DELIVERIES AS OF 30 JUNE 56	DELIVERIES DURING FY 57					CUMULATIVE DELIVERIES AS OF 30 JUNE 57
		FIRST QUARTER	SECOND QUARTER	THIRD QUARTER	FOURTH QUARTER	TOTAL	
<u>Dominican Republic</u>	-	-	4	-	-	4	4
T-33A	-	-	4	-	-	4	4
<u>Ecuador</u>	18	-	4	-	-	4	22
F-47D	11	-	-	-	-	-	11
T-6D	7	-	-	-	-	-	7
T-33A	-	-	4	-	-	4	4
<u>Peru</u>	20	-	6	-	-	6	26
B-26	8	-	2	-	-	2	10
F-47D	12	-	-	-	-	-	12
T-33A	-	-	4	-	-	4	4
<u>Uruguay</u>	10	-	4	-	10	14	24
T-6D	10	-	-	-	-	-	10
T-6G	-	-	-	-	10	10	10
T-33A	-	-	4	-	-	4	4

a/ In addition to total cumulative deliveries, 212 F-86E's have been delivered from Canadian Mutual Aid.

SOURCE: Materiel Statistics Division, Directorate of Statistical Services, DCS/Comptroller.

TABLE 126 - AIRCRAFT DELIVERIES TO COUNTRIES UNDER THE
REIMBURSABLE MILITARY ASSISTANCE PROGRAM
FISCAL YEARS 1951 THROUGH 1957

TYPE, MODEL AND SERIES	CUMULATIVE DELIVERIES AS OF 30 JUNE 57	FY 51 - 53	FY 54	FY 55	FY 56	FY 57
<u>TOTAL</u>	<u>1,126</u>	<u>285</u>	<u>99</u>	<u>112</u>	<u>376</u>	<u>254</u>
<u>BOMBER</u>	<u>104</u>	-	5	6	3	90
B-25	5	-	5	-	-	-
B-26	99	-	-	6	3	90
<u>FIGHTER</u>	<u>227</u>	<u>153</u>	<u>23</u>	<u>10</u>	<u>25</u>	<u>16</u>
F-47D	73	53	20	-	-	-
F-47N	10	-	3	-	7	-
F-51D	110	100	-	10	-	-
F-86F	34	-	-	-	18	16
<u>CARGO</u>	<u>122</u>	<u>26</u>	<u>14</u>	<u>19</u>	<u>34</u>	<u>29</u>
C-45	20	-	-	-	17	3
C-47	23	-	3	-	-	20
C-82	12	-	-	12	-	-
C-119F	35	26	9	-	-	-
C-119G	26	-	2	7	17	-
C-123	6	-	-	-	-	6
<u>TRAINER</u>	<u>614</u>	<u>96</u>	<u>27</u>	<u>61</u>	<u>311</u>	<u>89</u>
T-6D	80	-	30	50	-	-
T-6G	400	-	-	-	311	89
T-11	10	10	-	-	-	-
T-33A	36	20	8	8	-	-
T-35	10	6	4	-	-	-
TB-17	3	-	-	3	-	-
TB-25	75	60	15	-	-	-
<u>COMMUNICATIONS</u>	<u>26</u>	<u>10</u>	-	8	3	5
L-19A	6	6	-	-	-	-
H-13G	2	-	-	2	-	-
H-21A	6	-	-	6	-	-
H-21B	8	-	-	-	3	5
H-23A	4	4	-	-	-	-
<u>MISCELLANEOUS</u>	<u>13</u>	-	-	8	-	25
RB-17	6	-	-	6	-	-
SB-17	2	-	-	2	-	-
VB-17	8	-	-	-	-	8
SA-16A	17	-	-	-	-	17

SOURCE: Materiel Statistics Division, Directorate of Statistical Services, DCS/Comptroller.

TABLE 127 - MAP GRANT AID TRAINING - TECHNICAL REPRESENTATIVES COMPLETING ASSIGNMENTS,
BY RECIPIENT AREA - CUMULATIVE ACCOMPLISHMENT THROUGH FISCAL YEAR 1957

RECIPIENT AREA	NUMBER OF TECHNICAL REPRESENTATIVES WHO HAVE COMPLETED ASSIGNMENTS	MAN MONTHS USED TO COMPLETE ASSIGNMENTS
<u>WORLD-WIDE</u>	<u>271</u>	<u>8,285</u>
Europe	744	6,566
Near East	142	1,194
Asia	83	512
Western Hemisphere	2	13

SOURCE: Materiel Statistics Division, Directorate of Statistical Services, DCS/Comptroller.

TABLE 128 - MAP GRANT AID FORMAL TRAINING - SPACES COMPLETED, BY TYPE OF TRAINING AND RECIPIENT COUNTRY
CUMULATIVE ACCOMPLISHMENT THROUGH FISCAL YEAR 1957

RECIPIENT	TOTAL SPACES COMPLETED WORLD-WIDE FY 1957-50	FORMAL TRAINING COMPLETED IN THE ZONE OF INTERIOR						FORMAL TRAINING COMPLETED OVERSEAS				
		Total Spaces ZI	Pilot	Other Flying	Aircraft and Aero Equip Maint	Electronics and Comm.	Other Training	Total Spaces OS	Flying Other Than Pilot	Aircraft and Aero Equip Maint	Electronics and Comm.	Other Training
WORLD-WIDE - TOTAL	37,644	22,506	3,319	2,434	5,424	4,232	7,094	15,138	2,089	3,664	5,465	3,920
EUROPE - TOTAL	18,987	13,337	2,895	1,834	3,298	2,270	3,040	5,650	964	2,193	1,351	1,142
Belgium	1,645	1,285	394	190	102	311	288	360	63	124	102	71
Denmark	1,331	889	314	166	71	211	127	442	31	38	299	74
Federal Republic of Germany	228	228	-	1	-	66	161	-	-	-	-	-
France	6,098	4,587	1,258	774	1,547	391	617	1,511	310	882	80	239
Italy	2,226	1,319	134	145	368	203	469	907	70	341	243	253
Netherlands	2,075	1,177	367	199	120	161	339	898	32	344	249	273
Norway	2,215	1,403	298	146	312	259	388	812	107	372	150	183
Portugal	663	448	27	40	120	164	97	215	74	31	94	16
Spain	1,683	1,359	19	70	519	291	460	324	215	54	50	5
United Kingdom	399	328	84	78	33	99	34	71	43	-	28	-
Yugoslavia	424	314	-	25	106	114	69	110	19	7	56	28
NEAR EAST - TOTAL	3,193	2,154	98	141	790	374	751	1,039	301	194	356	188
Greece	874	640	-	45	208	202	185	234	37	98	68	51
Iran	518	479	26	8	232	71	142	39	26	3	-	10
Iraq	19	19	-	-	-	-	19	-	-	-	-	-
Pakistan	410	212	-	45	29	18	120	198	55	89	40	14
Saudi Arabia	6	6	-	-	3	2	1	-	-	-	-	-
Turkey	1,366	798	72	43	318	81	284	568	183	44	228	113
FAR EAST - TOTAL	14,075	5,626	127	263	1,119	1,515	2,602	8,449	824	1,277	3,758	2,590
Japan	5,390	1,090	-	92	177	218	603	4,300	737	943	2,020	600
Korea	4,895	1,386	50	19	221	324	772	3,509	86	210	1,332	1,881
Philippines	1,405	865	3	52	223	192	395	540	1	109	392	38
Taiwan	1,288	1,278	64	63	126	692	333	10	-	-	-	10
Thailand	605	531	10	24	136	72	289	74	-	2	14	58
Vietnam	492	476	-	13	236	17	210	16	-	13	-	3
WESTERN HEMISPHERE-TOTAL	1,389	1,389	199	196	217	76	701	-	-	-	-	-
Brazil	130	130	-	8	3	28	91	-	-	-	-	-
Chile	124	124	33	8	11	5	67	-	-	-	-	-
Colombia	395	395	54	66	68	9	198	-	-	-	-	-
Cuba	115	115	43	16	11	-	45	-	-	-	-	-
Dominican Republic	68	68	1	22	16	-	29	-	-	-	-	-
Ecuador	112	112	18	10	4	6	74	-	-	-	-	-
Guatemala	44	44	10	3	9	2	20	-	-	-	-	-
Haiti	8	8	-	-	3	1	4	-	-	-	-	-
Honduras	16	16	2	3	-	-	11	-	-	-	-	-
Nicaragua	73	73	6	8	34	-	25	-	-	-	-	-
Peru	268	268	32	38	52	23	123	-	-	-	-	-
Uruguay	36	36	-	14	6	2	14	-	-	-	-	-

SOURCE: Materiel Statistics Division, Directorate of Statistical Services, DCS/Comptroller.

TABLE 129 -- MAP GRANT AID TRAINING -- MOBILE TRAINING TEAMS FURNISHED, BY RECIPIENT COUNTRY
CUMULATIVE ACCOMPLISHMENT THROUGH FISCAL YEAR 1957

RECIPIENT	WORLD-WIDE			ZONE OF INTERIOR ^{1/}			OVERSEAS ^{1/}		
	TEAMS	PERSONNEL	MAN MONTHS	TEAMS	PERSONNEL	MAN MONTHS	TEAMS	PERSONNEL	MAN MONTHS
WORLD-WIDE - TOTAL	<u>1,055</u>	<u>4,189</u>	<u>17,250</u>	<u>382</u>	<u>1,799</u>	<u>8,472</u>	<u>713</u>	<u>2,390</u>	<u>8,778</u>
EUROPE	<u>597</u>	<u>2,153</u>	<u>9,290</u>	<u>182</u>	<u>977</u>	<u>4,872</u>	<u>415</u>	<u>1,176</u>	<u>4,418</u>
Belgium	106	224	1,355	26	46	265	80	178	1,090
Denmark	63	246	658	11	35	142	52	211	516
Federal Republic of Germany	7	64	269	7	64	269	-	-	-
France	82	357	1,722	39	246	1,310	43	111	412
Italy	95	437	1,839	28	188	951	67	249	888
Netherlands	81	228	1,124	20	111	662	61	117	462
Norway	35	142	555	16	97	412	19	45	143
Portugal	41	94	409	5	18	98	36	76	311
Spain	60	192	680	19	60	236	41	132	444
United Kingdom	8	79	429	6	73	411	2	6	18
Yugoslavia	19	90	250	5	39	116	14	51	134
NEAR EAST	<u>214</u>	<u>797</u>	<u>3,150</u>	<u>64</u>	<u>303</u>	<u>1,419</u>	<u>150</u>	<u>494</u>	<u>1,731</u>
Greece	70	198	976	15	69	477	55	129	499
Iran	26	135	654	5	36	170	21	99	484
Iraq	-	-	-	-	-	-	-	-	-
Pakistan	16	71	187	4	33	102	12	38	85
Saudi Arabia	3	29	26	1	1	1	2	28	25
Turkey	99	364	1,307	39	164	669	60	200	638
ASIA	<u>224</u>	<u>1,131</u>	<u>4,626</u>	<u>76</u>	<u>411</u>	<u>1,997</u>	<u>148</u>	<u>720</u>	<u>2,629</u>
Indo China	20	90	378	8	59	326	12	31	52
Japan	19	143	677	10	59	264	9	84	413
Korea	4	25	97	3	24	96	1	1	1
Philippines	8	41	86	3	15	45	5	26	41
Taiwan	132	733	3,025	44	229	1,136	88	504	1,889
Thailand	39	96	361	8	25	130	31	71	231
Vietnam	2	3	2	-	-	-	2	3	2
WESTERN HEMISPHERE	<u>20</u>	<u>108</u>	<u>184</u>	<u>20</u>	<u>108</u>	<u>184</u>	-	-	-
Brazil	5	33	65	5	33	65	-	-	-
Chile	3	25	51	3	25	51	-	-	-
Cuba	3	13	14	3	13	14	-	-	-
Dominican Republic	3	6	22	3	6	22	-	-	-
Equador	2	20	2	2	20	2	-	-	-
Peru	3	3	6	3	3	6	-	-	-
Uruguay	1	8	24	1	8	24	-	-	-

^{1/} Indicates the geographic area from which personnel were organized into mobile training teams to provide training instruction, guidance or assistance.

SOURCE: Materiel Statistics Division, Directorate of Statistical Services, DOS/Comptroller.

TABLE 130 - SUMMARY - USAF CIVILIAN EMPLOYEES IN SALARIED AND WAGE BOARD GROUPS EMPLOYED UNDER MILITARY ASSISTANCE PROGRAM (MAP) - FY 1950 THROUGH FY 1957

(Table below is a modification of Table 118, FY 1956. MAP data appeared in previous publications as MDAF.)

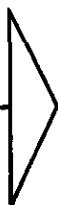
GROUP BY LOCATION	JUL	AUG	SEP	OCT	NOV	DEC	JAN	FEB	MAR	APR	MAY	JUN
FISCAL YEAR 1950												
WORLDWIDE - TOTAL							825	589	598	632	883	891
Salaried - TOTAL							461	560	486	490	532	537
Wage Board - TOTAL							364	29	112	142	351	354
CONTINENTAL US - TOTAL							799	561	574	574	822	826
Salaried							471	550	480	480	522	526
Wage Board							328	11	94	94	300	300
OVERSEAS - TOTAL							26	28	24	58	61	65
Salaried							10	10	6	10	10	11
Wage Board							16	18	18	48	51	54
FISCAL YEAR 1951												
WORLDWIDE - TOTAL	908	743	886	910	1,116	1,203	1,319	1,293	1,173	1,195	1,529	1,821
Salaried - TOTAL	557	635	669	674	724	730	844	947	891	1,008	1,277	1,237
Wage Board - TOTAL	351	108	217	236	392	273	475	346	282	187	252	584
CONTINENTAL US - TOTAL	775	661	805	822	1,025	911	1,230	1,199	1,078	1,098	1,390	1,513
Salaried	537	610	642	643	693	698	815	917	866	975	1,202	1,174
Wage Board	238	51	163	179	332	213	415	282	218	123	188	339
OVERSEAS - TOTAL	133	82	81	88	91	92	89	94	95	97	139	308
Salaried	20	25	27	31	31	32	29	30	31	31	75	63
Wage Board	113	57	54	57	60	60	60	64	64	64	64	245
FISCAL YEAR 1952												
WORLDWIDE - TOTAL	2,178	2,871	3,067	3,002	3,282	3,574	4,005	4,748	4,554	4,714	5,078	5,376
Salaried - TOTAL	1,748	1,551	1,716	1,655	1,901	2,066	2,353	2,520	2,412	2,494	2,793	2,872
Wage Board - TOTAL	430	1,320	1,351	1,347	1,381	1,508	1,652	2,228	2,142	2,220	2,285	2,504
CONTINENTAL US - TOTAL	1,733	1,765	1,868	1,797	2,029	2,226	2,544	3,080	2,685	2,745	3,021	3,268
Salaried	1,378	1,420	1,566	1,490	1,709	1,855	2,122	2,261	2,123	2,173	2,447	2,506
Wage Board	355	285	302	307	320	371	422	819	562	572	574	762
OVERSEAS - TOTAL	445	1,106	1,199	1,205	1,253	1,348	1,461	1,668	1,869	1,969	2,057	2,108
Salaried	370	131	150	165	192	211	231	259	289	321	346	366
Wage Board	75	1,035	1,049	1,040	1,061	1,137	1,230	1,409	1,580	1,648	1,711	1,742
FISCAL YEAR 1953												
WORLDWIDE - TOTAL	4,925	4,759	5,025	5,005	5,118	4,985	5,293	5,748	4,857	4,096	3,895	3,918
Salaried - TOTAL	3,063	2,897	3,350	3,380	3,458	3,539	3,711	3,940	3,802	2,916	2,897	2,867
Wage Board - TOTAL	1,862	1,862	1,675	1,625	1,660	1,446	1,582	1,808	1,055	1,180	998	1,051
CONTINENTAL US - TOTAL	3,534	3,394	3,460	3,321	3,910	3,606	3,866	4,357	4,270	3,509	3,401	3,323
Salaried	2,674	2,504	2,597	2,757	2,817	2,778	2,824	3,069	3,130	2,549	2,519	2,488
Wage Board	860	800	873	1,064	1,093	828	1,042	1,288	1,140	960	782	835
OVERSEAS - TOTAL	1,391	1,455	1,565	1,184	1,208	1,379	1,427	1,321	587	587	524	592
Salaried	389	393	763	623	641	761	887	871	372	367	378	379
Wage Board	1,002	1,062	802	561	567	618	540	520	215	220	216	216
FISCAL YEAR 1954												
WORLDWIDE - TOTAL	3,607	3,976	3,250	2,967	2,900	2,966	3,161	3,315	3,405	3,284	3,435	4,210
Salaried - TOTAL	2,789	2,750	2,490	2,370	2,372	2,377	2,452	2,417	2,389	2,415	2,470	2,436
Wage Board - TOTAL	818	1,226	760	597	528	589	709	898	1,016	869	965	1,774
CONTINENTAL US - TOTAL	2,979	3,374	2,664	2,402	2,338	2,527	2,484	2,509	2,567	2,431	2,573	3,317
Salaried	2,392	2,376	2,128	2,034	2,021	2,043	2,054	2,005	1,971	1,992	2,024	1,982
Wage Board	587	998	536	368	313	484	430	504	596	439	549	1,335
OVERSEAS - TOTAL	628	602	586	565	566	439	677	806	838	853	862	893
Salaried	397	374	362	336	351	334	398	412	418	423	446	454
Wage Board	231	228	224	229	215	105	279	394	420	430	416	439
FISCAL YEAR 1955												
WORLDWIDE - TOTAL	3,151	3,274	3,348	3,378	3,425	2,740	2,773	2,776	2,792	3,105	3,979	3,186
Salaried - TOTAL	2,415	2,485	2,288	2,312	2,276	2,271	2,318	2,330	2,321	2,244	2,310	2,227
Wage Board - TOTAL	736	789	1,060	1,066	1,149	469	455	446	471	861	1,669	959
CONTINENTAL US - TOTAL	2,348	2,325	2,390	2,469	2,542	2,403	2,424	2,438	2,448	2,709	3,583	2,779
Salaried	1,989	1,975	2,043	2,072	2,065	2,061	2,103	2,124	2,112	2,029	2,097	2,001
Wage Board	359	380	347	397	477	342	321	314	336	680	1,486	778
OVERSEAS - TOTAL	803	919	958	909	883	337	349	338	344	396	396	407
Salaried	426	510	245	240	211	210	215	206	209	215	213	226
Wage Board	377	409	713	669	672	127	134	132	135	181	183	181

TABLE 130 - SUMMARY - USAF CIVILIAN EMPLOYEES IN SALARIED AND WAGE BOARD GROUPS EMPLOYED UNDER MILITARY ASSISTANCE PROGRAM (MAP) - FY 1950 THROUGH 1957 (CONTINUED)

GROUP AND LOCATION	JUL	AUG	SEP	OCT	NOV	DEC	JAN	FEB	MAR	APR	MAY	JUN
FISCAL YEAR 1956												
WORLDWIDE - TOTAL	380	394	401	398	410	409	405	404	405	416	419	420
SALARIED - TOTAL	338	355	362	359	371	370	366	365	366	376	380	381
WAGE BOARD - TOTAL	42	39	39	39	39	39	39	39	39	40	39	39
CONTINENTAL US - TOTAL	264	260	262	259	259	253	251	256	259	263	268	258
Salaried	264	260	262	259	259	253	251	256	259	263	268	258
Wage Board	-	-	-	-	-	-	-	-	-	-	-	-
OVERSEAS - TOTAL	116	134	139	139	151	156	154	148	146	153	151	162
Salaried	74	95	100	100	112	117	113	109	107	113	112	123
Wage Board	42	39	39	39	39	39	39	39	39	40	39	39
FISCAL YEAR 1957												
WORLDWIDE - TOTAL	422	430	433	433	476	475	450	445	452	442	433	416
SALARIED - TOTAL	383	385	390	390	432	432	406	401	407	398	389	372
WAGE BOARD - TOTAL	39	45	43	43	44	43	44	44	45	44	44	44
CONTINENTAL US - TOTAL	275	277	283	286	285	288	286	289	294	295	296	292
Salaried	275	277	283	286	285	288	286	289	294	295	296	292
Wage Board	-	-	-	-	-	-	-	-	-	-	-	-
OVERSEAS - TOTAL	147	153	150	147	191	187	164	156	158	147	137	124
Salaried	108	108	107	104	147	144	120	112	113	103	93	80
Wage Board	39	45	43	43	44	43	44	44	45	44	44	44
FISCAL YEAR 1958												
WORLDWIDE - TOTAL												
SALARIED - TOTAL												
WAGE BOARD - TOTAL												
CONTINENTAL US - TOTAL												
Salaried												
Wage Board												
OVERSEAS - TOTAL												
Salaried												
Wage Board												
FISCAL YEAR 1959												
WORLDWIDE - TOTAL												
SALARIED - TOTAL												
WAGE BOARD - TOTAL												
CONTINENTAL US - TOTAL												
Salaried												
Wage Board												
OVERSEAS - TOTAL												
Salaried												
Wage Board												
FISCAL YEAR 1960												
WORLDWIDE - TOTAL												
SALARIED - TOTAL												
WAGE BOARD - TOTAL												
CONTINENTAL US - TOTAL												
Salaried												
Wage Board												
OVERSEAS - TOTAL												
Salaried												
Wage Board												

Source: Personnel Statistics Division, Directorate of Statistical Services, DCS/Comptroller

Military Personnel



PART XVI

1
2
3
4
5
6
7
8
9
10
11
12
13
14
15
16
17
18
19
20
21
22
23
24
25
26
27
28
29
30
31
32
33
34
35
36
37
38
39
40
41
42
43
44
45
46
47
48
49
50
51
52
53
54
55
56
57
58
59
60
61
62
63
64
65
66
67
68
69
70
71
72
73
74
75
76
77
78
79
80
81
82
83
84
85
86
87
88
89
90
91
92
93
94
95
96
97
98
99
100

MILITARY PERSONNEL

DEFINITIONS

ACTIVE FEDERAL MILITARY SERVICE

Normal full-time duty with a Federal Military Service as opposed to inactive duty status of a Reservist.

AERONAUTICAL STATUS

The general grouping of Air Force personnel with reference to their aeronautical rating, aeronautical designation, and flying status. The principal groupings are:

1. Rated Personnel: USAF Officers who have been awarded an aeronautical rating of Pilot, Aircraft Observer, Navigator or Flight Surgeon on personnel orders per authority AFR 50-7

2. Non-Rated Personnel: Personnel who do not have an aeronautical rating of Pilot, Aircraft Observer, Navigator or Flight Surgeon, including personnel who have aeronautical designation, eg. Aviation Medical Examiner, Flight Nurse, Non-Rated Crew Member, and Non-Rated Non-Crew Member, even though such personnel may be on Flying Status.

AIR FORCE OFFICER QUALIFYING TEST (AFOQT)

The AFOQT battery is given to newly commissioned officers and to persons being considered for officer training. These tests are designed to predict proficiency in AF specialties or success in training, classifying individuals by aptitude clusters.

AIR FORCE COMMAND STRENGTH

All military personnel (permanent party and pipeline, USAF, SCARWAF, and Navy) who are assigned to Air Force units. This strength is chargeable against the personnel ceiling of the Department of the Air Force and is under the command jurisdiction of the Chief of Staff, USAF.

1. Command Strength, Continental: The total strength of military personnel who are assigned to units of which the Headquarters have permanent station location in the Continental US or to units which are enroute between Continental and Overseas stations but are assigned to a Continental Command or to the Continental US portion of a Global Command.

2. Command Strength, Oversea: The total strength of military personnel who are assigned to units of which the Headquarters have permanent station location outside the Continental US or to units which are enroute between Continental and Oversea Stations but are assigned to an Oversea Command or to the overseas portion of a Global Command.

3. Command Strength, Worldwide: The total strength of personnel assigned to Air Force units (USAF and SCARWAF) regardless of location.

AIR FORCE DEPARTMENTAL STRENGTH

The total strength of military personnel commissioned, appointed or enlisted in the United States Air Force, whether or not such personnel have been placed on duty with another Department.

AIR FORCE PERSONNEL

A general term comprising all military personnel (USAF, SCARWAF, or Navy) assigned to Air Force Units.

AIR FORCE SPECIALTY (AFS)

A grouping of positions which require common qualifications. An AFS is identified by a Title and Code.

AIR FORCE SPECIALTY CODE (AFSC) - AIRMEN

A combination of meaningful digits used to identify an AFSC. For example:

AFSC 68150 (Statistical Specialist)

68	Career Field (Statistical Analysis Data Processing & Programming)
1	Career Field Subdivision (Statistical Services)
5	Skill Level (Skilled)
0	Specialty (Statistical Specialist)
<u>68150</u>	

MILITARY PERSONNEL - (CONTINUED)

DEFINITIONS**ARMED FORCE QUALIFICATION TEST SCORE (AFQT SCORE)**

The test contains questions on arithmetic reasoning, word knowledge, tool functions, and spatial visualization. The "Score" is a composite index of performance on all these items, and as such, is an indication of general learning ability.

CAREER AIRMEN

A Regular Air Force Airman who has completed one or more enlistments in the United States Air Force.

CAREER FIELD

A grouping of related AFS's involving basically similar knowledges and skills.

CAREER RESERVE OFFICER

A commissioned officer who has signed a statement that he desires to serve on active duty for an unlimited period.

COMMAND

A major organizational division of the United States Air Force.

1. **Continental Command:** A Major Air Command whose command headquarters and subordinate units are located within the Continental United States.
2. **Overseas Command:** A Major Air Command whose command headquarters and subordinate units are located outside the Continental United States.
3. **Global Command:** A command whose command headquarters is located either inside or outside the Continental US and whose subordinate units are located both inside and outside Continental US.

COMMAND ABBREVIATIONS

Listed below are the commands and abbreviations as used in this area of the publication.

AAC	- Alaskan Air Command	FEAF	- Far East Air Force
ADC	- Air Defense Command	HQ CMC	- Headquarters Command
AFFC	- Air Finance Division	HQ USAF	- Headquarters USAF
AMC	- Air Materiel Command	MATS	- Military Air Transport Service
APGC	- Air Proving Ground Command	NEAC	- Northeast Air Command
ARDC	- Air Research and Development Command	SAC	- Strategic Air Command
ATC	- Air Training Command	TAC	- Tactical Air Command
AU	- Air University	USAFA	- USAF Academy
CAIRC	- Caribbean Air Command	USAFSS	- USAF Security Service
CCNAC	- Continental Air Command	USAFE	- US Air Force, Europe

CONTROL AIR FORCE SPECIALTY (Control AFS)

The AFS for manning purposes in which an airman's reassignment is projected, and represents his highest usable skill based on total Air Force requirements. It should be his Primary AFS; however, if there is an Air Force surplus of the PAFS, it may be an additional awarded AFS, or an AFS in which the airman is being trained.

FIRST TERM AIRMEN

A Regular Air Force Airman serving on his first enlistment in the United States Air Force.

FRINGE BENEFITS

Benefits which are not a part of military pay made directly to USAF personnel and are such as medical care for dependents, commissary privileges, etc.

FUNCTIONAL CATEGORY (APPLIES TO CAREER FIELD)

A grouping of airman career fields into four broad categories of highly technical, technical, semi-technical and non-technical jobs to be performed.

FUNCTIONAL GROUP

The general grouping of personnel according to their status as to permanent party or pipeline.

GRADE

Grade as used in this report applies to grade in which individuals are currently serving.

IMMEDIATE REENLISTMENT

A reenlistment in the Regular Air Force within 24 hours within the same unit from which separated.

MILITARY PERSONNEL (CONTINUED)

DEFINITIONSINACTIVE FEDERAL MILITARY SERVICE

All military service other than active, whether as a commissioned officer, warrant or flight officer, or in enlisted status. (AFR 35-3)

MUSTERING OUT PAY (MOP)

An extra sum of money payable to any of certain persons upon or after his release from active duty for service during wartime. It is not to be confused with terminal-leave pay.

NONCAREER RESERVE OFFICER

A commissioned officer whose present tour of duty has a definite scheduled date of separation.

OPERATING CONTROL

Control exercised over the combat or service operation of subordinate or other organizations. Operational control comprises those functions of a command involving the composition of subordinate forces, the assignment of tasks, the designation of objectives, and the authoritative direction necessary to accomplish the mission. Normally it does not include such matters as administration, discipline, or internal organization.

OPERATING LOCATION

A permanent duty station of an individual. A station is considered permanent if the orders specify a period of three months or longer. If no period is specified, the duty station is considered permanent.

PERMANENT CHANGE OF STATION (PCS)

A physical transfer of a person, group of persons, or unit from one station to another, made without plan or expectation of return to the station of first instance.

PERMANENT PARTY PERSONNEL

Those personnel assigned to a unit to perform their principal duty in the furtherance of the missions of the unit and who are properly chargeable against the authorization of the unit. This to include assigned over strength.

PIPELINE PERSONNEL

Those USAF, SCARWAF, and Navy personnel who are (assigned to an Air Force Unit temporarily for the purpose of administration and enlistment, reenlistment, replacement processing, training or hospitalization), i.e., those who are temporarily ineffective. Such personnel are not chargeable against the specific authorizations of the unit to which they are assigned while in a pipeline status. Pipeline is composed of transients, patients, and students.

TRANSIENTS

(1) Overseas Replacements: Personnel who are assigned to a unit specifically charged with administering processing for overseas movement. They are assigned for further assignment and movement to duty with an overseas US unit.

(2) Returnees: Personnel who are assigned to a unit specifically charged with administering and processing individuals returned from overseas. They are assigned for further reassignment and movement to duty with a Continental US Unit.

(3) Fillers: Personnel assigned temporarily to a unit who are awaiting reassignment to another unit for duty, return to duty, training, or oversea movement. This group may include prior service enlistees; reenlistees within 90 days; and immediate reenlistees at a port upon return from overseas; personnel recalled to Extended Active Duty (EAD) while awaiting permanent duty assignment; prisoners in confinement, and prisoners restored to duty; and personnel returned to military control from Dropped From Rolls (DFR) status. It does not include personnel assigned to a unit or headquarters for further reassignment to a subordinate unit; overseas replacements; returnees or student personnel.

MILITARY PERSONNEL (CONTINUED)

DEFINITIONS

PIPELINE PERSONNEL (CONTINUED)

(4) Patients: Hospitalized personnel assigned to an Air Force unit which administers personnel under - going inpatient treatment at a medical facility operated by any of the three military departments.

(5) Supplementary Pilots: Graduates of basic pilot training performing supplementary pilot duties on active duty who did not sign a 4 year service contract.

(6) Students: Personnel assigned in a student status to a unit charged with administration of individuals attending a formal course of instructions at a service or civilian school or a basic military training course.

PRIMARY AIR FORCE SPECIALTY (Primary AFS)

The awarded AFS in which an Officer or Airman is most highly qualified to perform duty.

QUARTERS ALLOWANCE

A basic allowance for quarters.

RATED PERSONNEL

USAF Officers holding a currently effective aeronautical rating.

REENLISTMENT INTENT

Expressed attitude toward reenlistment, made by airmen in response to attitude questions.

REGULAR AIR FORCE PERSONNEL

Department of the Air Force military personnel who, by enlistment, appointment, or commission, are members of the Regular Air Force.

RESERVE OFFICERS TRAINING CORPS (ROTC)

A Training corps with units established at civilian educational institutions to qualify students for appointment as reserve officers.

SELECTED CHARACTERISTICS AND ATTITUDES

1. Selected: Used to imply that data presented in this report are not necessarily the complete body of data; rather, data presented were picked subjectively, as being the most pertinent.

2. Characteristics: Refer to those elements which are more or less stable in nature, e.g., grade, age, marital status, rating etc.

3. Attitudes: Refers to responses to those questions in which individuals express degree of predisposed feeling for a thing, institution, or situation.

SCARWAF PERSONNEL

Those Department of the Army personnel assigned as permanent party or pipeline to USAF or SCARWAF unit.

SKILL LEVEL

The level of an AFS which indicates the degree of qualification of airmen:

<u>Skill Level</u>	<u>Fourth Digit of AFSC</u>
Advanced	7
Skilled	5
Semi-skilled	3
Unskilled	1

SUBSISTENCE ALLOWANCE

A monetary allowance given a military person in lieu of food.

TECHNICAL SPECIALIST APTITUDE INDEX (TSAI) SCORE

A separate rating or score for each of certain AF Specialties, indicating the predictive aptitude of a person, arrived at by converting raw scores received on a battery of aptitude tests to a standard score with range of 1 through 9 (stanine score).

TECHNICAL TRAINING

In a broad sense, that training for both military and civilian personnel in specialties other than those of an AF pilot or navigator, as in the phrase 'Technical Training Air Force.'

MILITARY PERSONNEL (CONTINUED)

DEFINITIONS

TOTAL FEDERAL MILITARY SERVICE

Includes both, active and inactive military service.

TRANSFER

Permanent change in departmental status, regardless of whether or not accompanied by a change of command status and/or unit assignment.

UNIVERSAL MILITARY TRAINING AND SERVICE ACT (UMTS)

The UMTS Act provides that all males who first entered the armed forces through Inactive Reserve Service or Active Duty after 19 June 1951 and before 9 August 1955, and who were not yet 26 years old when they entered, are subject to an eight-year period of Inactive or Active Duty or combination of such duty.

USAF PERSONNEL

Those Department of the Air Force military personnel assigned as permanent party or pipeline to a USAF or SCAR-WAF unit.

TABLE 131 - SUMMARY - USAF OFFICERS BY AERONAUTICAL STATUS, BY FLYING STATUS,
BY GRADE IN WHICH SERVING - FY 1949 THROUGH FY 1957 (CONTINUED)

STATUS, GRADE, AND FISCAL YEAR	30 SEPTEMBER 1956		31 DECEMBER 1956		31 MARCH 1957		30 JUNE 1957	
	On Flying Status	Not on Flying Status	On Flying Status	Not on Flying Status	On Flying Status	Not on Flying Status	On Flying Status	Not on Flying Status
<u>PILOT - TOTAL</u>	56,082	3,020	56,847	3,203	57,249	3,399	57,643	3,495
General	331	15	348	9	343	8	338	7
Colonel	2,726	104	2,690	107	2,738	103	2,816	115
Lieutenant Colonel	4,030	194	4,152	212	4,310	243	4,257	263
Major	10,436	661	10,632	781	10,835	861	10,891	899
Captain	18,419	1,801	18,680	1,841	18,639	1,901	18,615	1,953
First Lieutenant	15,337	227	15,788	227	16,337	236	18,191	217
Second Lieutenant	4,803	18	4,557	26	4,046	33	2,535	25
Warrant Officer	-	-	-	-	1	14	-	16
<u>NAVIGATOR/OBSERVER - TOTAL</u>	19,474	2,160	19,339	2,329	19,891	2,395	20,180	2,897
General	-	4	-	7	-	-	2	2
Colonel	72	64	78	73	54	67	55	70
Lieutenant Colonel	484	160	524	184	550	201	553	223
Major	2,185	598	2,237	628	2,288	658	2,272	722
Captain	5,563	1,198	5,674	1,283	5,785	1,322	5,838	1,434
First Lieutenant	8,436	113	8,438	131	8,595	123	9,291	220
Second Lieutenant	2,734	23	2,388	23	2,619	21	2,169	211
Warrant Officer	-	-	-	-	-	3	-	15
<u>FLIGHT SURGEON - TOTAL</u>	448	70	330	198	419	220	574	82
General	18	1	16	2	17	4	17	1
Colonel	129	9	92	31	125	42	174	10
Lieutenant Colonel	96	10	72	39	86	33	131	12
Major	87	23	68	58	87	60	101	29
Captain	118	26	82	67	104	80	151	30
First Lieutenant	-	1	-	1	-	1	-	-
Second Lieutenant	-	-	-	-	-	-	-	-
Warrant Officer	-	-	-	-	-	-	-	-
<u>NON-RATED - TOTAL</u>	7,892	52,197	7,125	52,083	6,382	51,465	5,961	50,031
General	-	42	-	48	-	48	-	48
Colonel	7	1,469	7	1,449	6	1,448	5	1,462
Lieutenant Colonel	21	4,072	13	4,115	9	4,194	22	4,179
Major	76	7,456	69	7,528	74	7,475	74	7,401
Captain	448	11,985	421	12,224	409	12,464	397	13,233
First Lieutenant	592	14,682	528	14,323	449	13,348	673	13,562
Second Lieutenant	6,734	8,663	6,069	8,440	5,417	7,969	4,773	5,639
Warrant Officer	21	3,828	18	3,956	18	4,519	17	4,507

a/ 30 November 1951 data used - December data not available.

b/ All data prior to 31 March 1953 have an as of date of the 15th of the month.

Source: Personnel Statistics Division, Directorate of Statistical Services, DCS/Comptroller.

TABLE 132 - USAF OFFICERS BY AERONAUTICAL RATING, BY FLYING STATUS - FY 1957

RATING AND DESIGNATION	30 SEPTEMBER 1956		31 DECEMBER 1956		31 MARCH 1957		30 JUNE 1957	
	On Flying Status	Not on Flying Status	On Flying Status	Not on Flying Status	On Flying Status	Not on Flying Status	On Flying Status	Not on Flying Status
<u>TOTAL</u>	<u>83,903</u>	<u>57,447</u>	<u>83,641</u>	<u>57,786</u>	<u>83,941</u>	<u>57,479</u>	<u>84,358</u>	<u>56,505</u>
<u>RATED - TOTAL</u>	<u>76,004</u>	<u>52,250</u>	<u>76,516</u>	<u>52,703</u>	<u>77,559</u>	<u>6,014</u>	<u>78,397</u>	<u>6,474</u>
<u>Pilot - Total</u>	<u>56,082</u>	<u>3,020</u>	<u>56,847</u>	<u>3,203</u>	<u>57,249</u>	<u>3,392</u>	<u>57,643</u>	<u>3,492</u>
Command	2,757	42	3,370	43	3,927	48	4,635	58
Senior	24,648	361	25,288	377	25,318	453	25,316	520
Pilot	28,677	2,617	28,189	2,783	28,004	2,898	27,692	2,917
<u>Aircraft Observer - Total</u>	<u>18,982</u>	<u>2,144</u>	<u>17,008</u>	<u>2,233</u>	<u>14,597</u>	<u>2,207</u>	<u>11,673</u>	<u>2,615</u>
Senior	4,026	107	4,228	126	3,861	116	3,127	268
Observer	14,956	2,037	12,780	2,107	10,736	2,091	8,546	2,347
<u>Navigator - Total</u>	<u>492</u>	<u>16</u>	<u>2,331</u>	<u>96</u>	<u>5,294</u>	<u>188</u>	<u>8,507</u>	<u>282</u>
Senior	78	6	203	6	901	12	1,903	30
Navigator	414	10	2,128	90	4,393	176	6,604	252
<u>Flight Surgeon - Total</u>	<u>448</u>	<u>70</u>	<u>330</u>	<u>198</u>	<u>419</u>	<u>220</u>	<u>574</u>	<u>82</u>
Chief	69	-	43	-	56	11	66	4
Senior	85	-	58	22	89	27	104	12
Flight Surgeon	294	70	229	176	274	182	404	66
<u>NON-RATED - TOTAL</u> a/	<u>7,899</u>	<u>52,197</u>	<u>7,125</u>	<u>52,083</u>	<u>6,382</u>	<u>51,465</u>	<u>5,961</u>	<u>50,031</u>
<u>Aeronautical Designation-Total</u>	<u>516</u>	<u>420</u>	<u>397</u>	<u>496</u>	<u>443</u>	<u>536</u>	<u>398</u>	<u>562</u>
Aviation Medical Examiner	298	19	204	66	264	102	263	97
Flight Nurses	218	401	193	430	179	434	135	465
<u>Other Non-Rated - Total</u>	<u>7,383</u>	<u>51,777</u>	<u>6,728</u>	<u>51,587</u>	<u>5,939</u>	<u>50,929</u>	<u>5,563</u>	<u>b/ 49,469</u>

a/ Includes Warrant Officers.

b/ Includes 112 Unknowns

Source: Personnel Statistics Division, Directorate of Statistical Services, DCS/Comptroller.

TABLE 133 - SUMMARY - USAF OFFICERS BY AERONAUTICAL STATUS, BY FLYING STATUS,
-BY COMMAND - 15 JUN 1949 THROUGH 30 JUNE 1957

COMMAND AND FUNCTIONAL GROUP AND FISCAL YEAR ENDS	TOTAL		PILOT		AIRCRAFT OBSERVER		NON-RATED	
	On Flying Status	Not on Flying Status	On Flying Status	Not on Flying Status	On Flying Status	Not on Flying Status	On Flying Status	Not on Flying Status
	FISCAL YEAR SUMMARIES							
<u>15 JUNE 1949 - TOTAL</u>	34,714	22,954	28,668	625	5,496	653	550	21,676
<u>Students, Transients, and Patients - Total</u>	3,467	2,074	2,203	116	1,026	56	238	1,902
<u>Permanent Party - Total</u>	31,247	20,880	26,465	509	4,470	597	312	19,774
<u>CONTINENTAL US - TOTAL</u>	21,321	15,178	17,877	352	3,204	397	240	14,429
<u>OVERSEAS - TOTAL</u>	9,926	5,702	8,588	157	1,266	200	72	5,345
<u>15 JUNE 1950 - TOTAL</u>	31,759	25,046	25,640	2,893	5,190	801	929	21,352
<u>Students, Transients, and Patients - Total</u>	4,092	2,883	2,773	332	698	80	621	2,471
<u>Permanent Party - Total</u>	27,667	22,163	22,867	2,561	4,492	721	308	18,881
<u>CONTINENTAL US - TOTAL</u>	21,344	16,735	17,278	1,803	3,837	544	229	14,388
<u>OVERSEAS - TOTAL</u>	6,323	5,428	5,589	758	655	177	79	4,493
<u>15 JUNE 1951 - TOTAL</u>	56,454	47,587	43,256	3,601	11,636	2,074	1,562	41,912
<u>Students, Transients, and Patients - Total</u>	5,513	4,007	2,743	265	1,900	142	870	3,600
<u>Permanent Party - Total</u>	50,941	43,580	40,513	3,336	9,736	1,932	692	38,312
<u>CONTINENTAL US - TOTAL</u>	39,685	34,968	31,305	2,784	7,900	1,641	450	30,543
<u>OVERSEAS - TOTAL</u>	11,256	8,612	9,208	552	1,836	291	212	7,769
<u>15 JUNE 1952 - TOTAL</u>	64,154	62,006	46,425	4,448	14,321	2,893	3,408	54,665
<u>Students, Transients, and Patients - Total</u>	8,281	4,463	3,577	285	2,515	140	2,189	4,038
<u>Permanent Party - Total</u>	55,873	57,543	42,848	4,163	11,806	2,753	1,219	50,627
<u>CONTINENTAL US - TOTAL</u>	40,954	42,837	30,848	3,000	9,259	2,157	847	37,680
<u>OVERSEAS - TOTAL</u>	14,919	14,706	12,000	1,163	2,547	596	372	12,947
<u>30 JUNE 1953 - TOTAL</u>	65,964	63,009	48,469	3,514	14,104	2,263	3,391	57,232
<u>Students, Transients, and Patients - Total</u>	9,075	7,854	4,148	258	2,355	171	2,572	7,425
<u>Permanent Party - Total</u>	56,889	55,155	44,321	3,256	11,749	2,092	819	49,807
<u>CONTINENTAL US - TOTAL</u>	41,334	38,244	31,596	2,161	9,222	1,429	516	34,654
<u>OVERSEAS - TOTAL</u>	15,555	16,911	12,725	1,095	2,527	663	303	15,153
<u>30 JUNE 1954 - TOTAL</u>	69,810	58,608	49,503	2,895	15,522	1,922	4,785	53,791
<u>Students, Transients, and Patients - Total</u>	10,383	8,981	4,188	277	2,302	118	3,893	8,586
<u>Permanent Party - Total</u>	59,427	49,627	45,315	2,618	13,220	1,804	892	45,205
<u>CONTINENTAL US - TOTAL</u>	44,113	33,727	33,271	1,750	10,249	1,192	593	30,785
<u>OVERSEAS - TOTAL</u>	15,314	15,900	12,044	868	2,971	612	299	14,420
<u>30 JUNE 1955 - TOTAL</u>	79,158	56,426	53,007	2,942	18,654	2,159	7,497	51,325
<u>Students, Transients, and Patients - Total</u>	14,268	4,556	4,793	228	2,352	177	7,123	4,151
<u>Permanent Party - Total</u>	64,890	51,870	48,214	2,714	16,302	1,982	374	47,174
<u>CONTINENTAL US - TOTAL</u>	49,664	34,861	36,140	1,861	13,338	1,347	186	31,653
<u>OVERSEAS - TOTAL</u>	15,226	17,009	12,074	853	2,964	635	188	15,521
<u>30 JUNE 1956 - TOTAL</u>	84,141	57,952	55,490	3,045	19,526	2,229	9,125	52,678
<u>Students, Transients, and Patients - Total</u>	14,712	4,593	3,801	210	2,819	151	8,092	4,232
<u>Permanent Party - Total</u>	69,429	53,359	51,689	2,835	16,707	2,078	1,033	48,446
<u>CONTINENTAL US - TOTAL</u>	53,168	37,083	38,725	1,970	13,778	1,453	665	33,660
<u>OVERSEAS - TOTAL</u>	16,261	16,276	12,964	865	2,929	625	368	14,786

TABLE 133 - SUMMARY - USAF OFFICERS BY AERONAUTICAL STATUS, BY FLYING STATUS,
BY COMMAND - 15 JUN 1949 THROUGH 30 JUN 1957 (CONTINUED)

COMMAND AND FUNCTIONAL GROUP	TOTAL		PILOT		NAV/OBS		OTHERS	
	On Flying Status	Not On Flying Status	On Flying Status	Not On Flying Status	On Flying Status	Not On Flying Status	On Flying Status	Not On Flying Status
	FY 1957							
<u>31 DECEMBER 1956 - TOTAL</u>	<u>83,641</u>	<u>57,835</u>	<u>56,847</u>	<u>3,203</u>	<u>19,339</u>	<u>2,329</u>	<u>7,455</u>	<u>52,298</u>
<u>STUDENTS, TRANSIENTS, AND PATIENTS - TOTAL</u>	<u>12,560</u>	<u>5,075</u>	<u>3,559</u>	<u>199</u>	<u>2,573</u>	<u>140</u>	<u>6,428</u>	<u>4,736</u>
<u>PERMANENT PARTY - TOTAL</u>	<u>71,081</u>	<u>52,760</u>	<u>53,288</u>	<u>3,012</u>	<u>16,766</u>	<u>2,186</u>	<u>1,027</u>	<u>47,562</u>
<u>CONTINENTAL US - TOTAL</u>	<u>55,057</u>	<u>36,712</u>	<u>40,527</u>	<u>2,074</u>	<u>13,881</u>	<u>1,511</u>	<u>649</u>	<u>33,127</u>
Air Defense Command	6,999	4,336	5,559	289	1,409	150	31	3,897
Air Force Finance Division	4	43	4	1	-	3	-	39
Air Materiel Command	1,134	2,514	928	134	179	103	27	2,277
Air Proving Ground Command	458	499	390	28	63	20	5	451
Air Research and Development Command	2,073	3,173	1,665	114	329	128	79	2,931
Air Training Command	9,167	6,407	6,950	308	2,078	198	139	5,901
Air University	1,253	1,322	1,057	86	147	76	49	1,160
Continental Air Command	1,143	1,399	873	99	255	62	15	1,238
Headquarters Command, USAF	1,000	2,564	879	160	94	123	27	2,281
Headquarters, US Air Force	1,608	1,514	1,474	100	98	90	36	1,324
Military Air Transport Service	5,630	2,868	4,122	163	1,409	78	99	2,627
Strategic Air Command	19,581	7,123	12,561	427	6,937	366	83	6,330
Tactical Air Command	4,652	2,281	3,789	117	805	78	58	2,086
USAF Security Service	97	552	73	36	23	27	1	489
USAF Academy	258	117	203	12	55	9	-	96
<u>OVERSEAS - TOTAL</u>	<u>16,024</u>	<u>16,048</u>	<u>12,761</u>	<u>938</u>	<u>2,885</u>	<u>675</u>	<u>378</u>	<u>14,435</u>
Air Materiel Command	442	1,151	404	69	38	50	-	1,032
Air Research and Development Command	17	5	13	-	4	-	-	5
Alaskan Air Command	877	936	600	65	261	29	16	842
Caribbean Air Command	132	121	121	10	4	4	7	107
Far East Air Force	3,964	3,721	3,288	209	598	140	78	3,372
Headquarters Command, USAF	956	921	886	56	62	48	8	817
Headquarters 16th Air Force	87	154	77	6	8	9	2	139
Military Air Transport Service	2,522	1,757	1,876	106	555	55	91	1,596
Northeast Air Command	736	714	546	47	182	36	8	631
Strategic Air Command	895	1,137	549	76	332	92	14	969
US Air Force, Europe	5,245	4,987	4,281	265	810	184	154	4,538
USAF Security Service	151	444	120	29	31	28	-	387

TABLE 133 - SUMMARY - USAF OFFICERS BY AERONAUTICAL STATUS, BY FLYING STATUS,
BY COMMAND - 15 JUN 1949 THROUGH 30 JUN 1957 (Continued)

COMMAND AND FUNCTIONAL GROUP	TOTAL		PILOT		NAV/OBS		OTHERS	
	On Flying Status	Not On Flying Status	On Flying Status	Not On Flying Status	On Flying Status	Not On Flying Status	On Flying Status	Not On Flying Status
FY 1957 (Continued)								
<u>30 JUNE 1957 - TOTAL</u>	<u>84,358</u>	<u>56,505</u>	<u>57,643</u>	<u>3,495</u>	<u>20,180</u>	<u>2,897</u>	<u>6,535</u>	<u>50,113</u>
<u>STUDENTS, TRANSIENTS, AND PATIENTS - TOTAL</u>	<u>12,483</u>	<u>4,949</u>	<u>3,967</u>	<u>318</u>	<u>3,141</u>	<u>209</u>	<u>5,375</u>	<u>4,422</u>
<u>PERMANENT PARTY - TOTAL</u>	<u>71,875</u>	<u>51,556</u>	<u>53,676</u>	<u>3,177</u>	<u>17,039</u>	<u>2,688</u>	<u>1,160</u>	<u>45,691</u>
<u>CONTINENTAL US - TOTAL</u>	<u>56,510</u>	<u>35,780</u>	<u>41,387</u>	<u>2,206</u>	<u>14,368</u>	<u>1,943</u>	<u>755</u>	<u>31,631</u>
Air Defense Command	7,581	4,975	5,833	364	1,693	392	55	4,219
Air Force Finance Division	5	44	5	1	-	3	-	40
Air Materiel Command	1,153	2,281	937	129	184	99	32	2,053
Air Proving Ground Command	439	498	370	35	59	19	10	444
Air Research and Development Command	2,086	2,877	1,696	132	316	139	74	2,606
Air Training Command	8,729	5,622	6,622	299	1,977	328	130	4,995
Air University	1,419	1,340	1,191	89	167	79	61	1,172
Continental Air Command	1,176	1,603	897	113	256	65	23	1,425
Headquarters Command, USAF	927	2,491	818	170	84	121	25	2,200
Headquarters, US Air Force	1,669	1,523	1,524	115	106	93	39	1,315
Military Air Transport	5,684	2,752	4,121	168	1,450	68	113	2,516
Strategic Air Command	20,347	6,591	13,047	415	7,170	408	130	5,768
Tactical Air Command	4,899	2,508	4,025	131	812	89	62	2,288
USAF Security Service	98	543	75	31	22	29	1	483
USAF Academy	298	132	226	14	72	11	-	107
<u>OVERSEAS - TOTAL</u>	<u>15,365</u>	<u>15,776</u>	<u>12,289</u>	<u>971</u>	<u>2,671</u>	<u>745</u>	<u>405</u>	<u>14,060</u>
Air Materiel Command	354	837	321	60	33	41	-	736
Air Research and Development	12	5	9	-	3	-	-	5
Alaskan Air Command	857	948	601	61	241	33	15	854
Caribbean Air Command	124	128	114	10	3	6	7	112
Far East Air Force	3,809	3,697	3,156	234	556	160	97	3,303
Headquarters Command, USAF	1,054	975	965	60	76	57	13	858
Headquarters 16th Air Force	127	253	108	16	13	12	6	225
Military Air Transport Service	2,473	1,853	1,803	117	581	64	89	1,672
Northeast Air Command	14	14	8	-	6	1	-	13
Strategic Air Command	1,190	1,516	783	104	381	125	26	1,287
US Air Force, Europe	5,185	5,118	4,296	283	737	217	152	4,618
USAF Security Service	166	432	125	26	41	29	-	377

Source: Personnel Statistics Division, Directorate of Statistical Services, DCS/Comptroller.

TABLE 134 - USAF OFFICERS ON FLYING STATUS BY AERONAUTICAL RATING, BY AGE -
31 DEC 1956 AND 30 JUN 1957

AGE GROUP	31 DECEMBER 1956				30 JUNE 1957			
	Total	Pilot	Aircraft Observer	Non- Rated	Total	Pilot	Observer/ Navigator	Non- Rated
<u>TOTAL</u>	83,639	56,847	19,339	7,451	84,326	57,643	20,180	6,504
<u>20 through 24 - Total</u>	21,111	9,425	6,104	5,582	15,583	6,567	4,900	4,116
20	16	2	11	3	-	-	-	-
21	1,045	490	366	189	102	12	85	5
22	4,410	1,520	1,280	1,610	1,448	654	477	317
23	7,963	2,964	2,205	2,794	5,683	1,816	1,481	2,386
24	7,677	4,449	2,242	986	8,350	4,085	2,857	1,408
<u>25 through 29 - Total</u>	16,774	11,178	4,411	1,185	22,228	14,330	6,417	1,481
25	5,101	3,226	1,516	359	7,444	4,576	2,378	490
26	4,230	2,783	1,140	307	4,835	3,046	1,507	282
27	3,399	2,238	866	295	4,086	2,656	1,103	327
28	2,636	1,884	594	158	3,316	2,199	841	276
29	1,408	1,047	295	66	2,547	1,853	588	106
<u>30 through 34 - Total</u>	16,719	13,211	3,310	198	13,292	10,385	2,701	206
30	1,372	1,055	278	39	1,377	1,040	294	43
31	2,709	2,041	632	36	1,351	1,045	272	34
32	3,679	2,945	695	39	2,694	2,031	621	42
33	4,225	3,345	846	34	3,671	2,945	680	46
34	4,734	3,825	859	50	4,199	3,324	834	41
<u>35 through 39 - Total</u>	22,654	18,145	4,364	145	23,943	19,318	4,412	213
35	5,693	4,619	1,029	45	4,692	3,782	854	56
36	5,363	4,356	975	32	5,626	4,572	1,008	46
37	4,377	3,539	811	27	5,302	4,308	949	45
38	4,028	3,179	831	18	4,332	3,513	790	29
39	3,193	2,452	718	23	3,991	3,143	811	37
<u>40 through 44 - Total</u>	4,981	3,839	1,030	112	7,843	6,029	1,679	135
40	2,348	1,806	521	21	3,169	2,432	707	30
41	1,520	1,156	346	18	2,297	1,763	509	25
42	599	469	107	23	1,488	1,131	332	25
43	302	246	33	23	588	464	102	22
44	212	162	23	27	301	239	29	33
<u>45 through 49 - Total</u>	700	558	58	84	812	623	51	138
45	187	155	11	21	208	157	18	33
46	162	124	19	19	182	148	8	26
47	141	115	11	15	161	120	11	30
48	121	90	11	20	142	111	8	23
49	89	74	6	9	119	87	6	26
<u>50 through 54 - Total</u>	338	279	23	36	396	314	2	73
50	96	80	6	10	89	70	2	17
51	96	84	5	7	99	76	4	19
52	69	56	3	10	100	83	2	15
53	42	38	1	3	69	52	-	17
54	35	21	8	6	39	33	1	5
<u>55 through 59 - Total</u>	36	30	1	5	61	42	1	18
55	13	11	1	1	31	20	1	10
56	11	11	-	-	13	10	-	3
57	4	1	-	3	10	9	-	1
58	2	2	-	4	4	1	-	3
59	6	5	-	1	3	2	-	1
<u>60 and Older - Total</u>	4	4	-	-	5	4	-	1
<u>Unknown - Total</u>	322	176	42	104	163	31	2	123

Source: Personnel Statistics Division, Directorate of Statistical Services, DCS/Comptroller.

TABLE 135 - PILOTS ON FLYING STATUS BY GRADE IN WHICH SERVING, BY AGE GROUP - 30 JUNE 1957

(Table below is a new table and does not include General and Warrant Officers)

DUTY AND AGE	TOTAL	COLONEL	LIEUTENANT COLONEL	MAJOR	CAPTAIN	FIRST LIEUTENANT	SECOND LIEUTENANT
<u>TOTAL</u>	<u>57,305</u>	<u>2,816</u>	<u>4,257</u>	<u>10,891</u>	<u>18,615</u>	<u>18,191</u>	<u>2,535</u>
24 AND YOUNGER - TOTAL	6,565	-	9	20	12	4,582	1,942
25 THROUGH 29 - TOTAL	14,329	-	-	6	1,376	12,363	584
30 THROUGH 34 - TOTAL	10,305	1	93	1,314	7,943	1,033	1
35 THROUGH 39 - TOTAL	19,318	885	2,413	7,601	8,232	186	1
40 THROUGH 44 - TOTAL	5,983	1,432	1,634	1,886	1,022	9	-
45 AND OLDER - TOTAL	691	497	108	62	24	-	-
UNKNOWN - TOTAL	31	1	-	2	6	-15	7
<u>Crew - Total</u>	<u>26,422</u>	<u>6</u>	<u>197</u>	<u>2,101</u>	<u>8,571</u>	<u>13,905</u>	<u>1,642</u>
24 and Younger	4,776	-	-	-	6	3,535	1,235
25 through 29	10,804	-	-	4	825	9,577	398
30 through 34	4,777	-	14	307	3,768	687	1
35 through 39	5,252	2	121	1,481	3,553	94	1
40 through 44	773	4	60	298	408	3	-
45 and Older	22	-	2	11	9	-	-
Unknown	18	-	-	-	2	9	7
<u>Command, Operational Staff and Technical - Total</u> . .	<u>10,258</u>	<u>1,188</u>	<u>1,786</u>	<u>3,654</u>	<u>3,095</u>	<u>530</u>	<u>2</u>
24 and Younger	54	-	2	5	-	43	4
25 through 29	590	-	-	1	195	393	1
30 through 34	2,008	-	43	518	1,378	69	-
35 through 39	5,333	430	1,035	2,524	1,321	23	-
40 through 44	2,023	573	667	587	194	2	-
45 and Older	249	184	39	19	7	-	-
Unknown	1	1	-	-	-	-	-
<u>Rated Mobilization and Professional Resource - Total</u>	<u>16,656</u>	<u>1,537</u>	<u>2,009</u>	<u>4,479</u>	<u>6,038</u>	<u>2,551</u>	<u>42</u>
24 and Younger	493	-	7	14	6	438	28
25 through 29	2,073	-	-	1	236	1,822	14
30 through 34	3,015	1	25	406	2,361	222	-
35 through 39	7,707	423	1,077	3,117	3,028	62	-
40 through 44	2,956	811	834	910	398	3	-
45 and Older	404	302	66	29	7	-	-
Unknown	8	-	-	2	2	4	-
<u>Pipeline - Total</u>	<u>3,966</u>	<u>85</u>	<u>265</u>	<u>657</u>	<u>911</u>	<u>1,202</u>	<u>846</u>
24 and Younger	1,242	-	-	1	-	566	675
25 through 29	862	-	-	-	120	571	171
30 through 34	585	-	11	83	436	55	-
35 through 39	1,026	30	180	479	330	7	-
40 through 44	231	44	73	91	22	1	-
45 and Older	16	11	1	3	1	-	-
Unknown	4	-	-	-	2	2	-

Source: Personnel Statistics Division, Directorate of Statistical Services, DCS/Comptroller.

TABLE 136 - NAVIGATORS ON FLYING STATUS BY GRADE IN WHICH SERVING, BY AGE GROUP - 30 JUNE 1957

(Table below is a new table and does not include General and Warrant Officers)

DUTY AND AGE	TOTAL	COLONEL	LIEUTENANT COLONEL	MAJOR	CAPTAIN	FIRST LIEUTENANT	SECOND LIEUTENANT
<u>TOTAL</u>	<u>20,178</u>	<u>55</u>	<u>553</u>	<u>2,272</u>	<u>5,838</u>	<u>9,291</u>	<u>2,169</u>
24 AND YOUNGER - TOTAL	4,900	-	1	5	2	3,159	1,733
25 THROUGH 29 - TOTAL	6,417	-	-	4	324	5,663	426
30 THROUGH 34 - TOTAL	2,701	1	16	268	2,029	381	6
35 THROUGH 39 - TOTAL	4,412	11	228	1,330	2,767	76	-
40 THROUGH 44 - TOTAL	1,679	35	289	642	705	8	-
45 AND OLDER - TOTAL	59	8	19	22	10	-	-
UNKNOWN - TOTAL	9	-	-	1	1	3	4
<u>Crew - Total</u>	<u>13,052</u>	-	<u>110</u>	<u>1,099</u>	<u>3,516</u>	<u>6,773</u>	<u>1,554</u>
24 and Younger	3,696	-	-	-	1	2,425	1,270
25 through 29	4,488	-	-	4	202	4,007	275
30 through 34	1,691	-	10	181	1,218	277	5
35 through 39	2,393	-	62	621	1,653	57	-
40 through 44	756	-	37	277	436	6	-
45 and Older	23	-	1	16	6	-	-
Unknown	5	-	-	-	-	1	4
<u>Command, Operational Staff, and Technical - Total</u>	<u>627</u>	<u>7</u>	<u>136</u>	<u>319</u>	<u>136</u>	<u>29</u>	-
24 and Younger	7	-	1	-	-	6	-
25 through 29	25	-	-	-	3	22	-
30 through 34	59	-	3	24	31	1	-
35 through 39	319	1	48	188	82	-	-
40 through 44	213	6	81	106	20	-	-
45 and Older	4	-	3	1	-	-	-
Unknown	-	-	-	-	-	-	-
<u>Rated Mobilization and Professional Resource - Total</u>	<u>3,358</u>	<u>41</u>	<u>252</u>	<u>621</u>	<u>1,467</u>	<u>951</u>	<u>26</u>
24 and Younger	255	-	-	4	1	228	22
25 through 29	733	-	-	-	75	655	3
30 through 34	629	1	2	42	526	57	1
35 through 39	1,171	8	91	381	683	8	-
40 through 44	540	25	145	189	179	2	-
45 and Older	28	7	14	5	2	-	-
Unknown	2	-	-	-	1	1	-
<u>Pipeline - Total</u>	<u>3,140</u>	<u>7</u>	<u>55</u>	<u>233</u>	<u>719</u>	<u>1,537</u>	<u>589</u>
24 and Younger	942	-	-	1	-	500	441
25 through 29	1,171	-	-	-	44	979	148
30 through 34	322	-	1	21	254	46	-
35 through 39	529	2	27	140	349	11	-
40 through 44	170	4	26	70	70	-	-
45 and Older	4	1	1	-	2	-	-
Unknown	2	-	-	1	-	1	-

Source: Personnel Statistics Division, Directorate of Statistical Services, DCS/Comptroller.

TABLE 137 - SERVICE COMMITMENT OF USAF OFFICERS - FY 1957

(Table below is a new table and does not include Generals and Warrant Officers)

SERVICE COMMITMENT, SOURCE OF COMMISSION, AND DUTY	RATED PERSONNEL			
	Pilots		Navigators	
	31 December 1956	30 June 1957	31 December 1956	30 June 1957
<u>TOTAL</u>	56,493	57,305	19,339	20,178
<u>REGULAR - TOTAL</u>	14,256	14,169	1,942	1,945
<u>CAREER RESERVE - TOTAL</u>	33,402	35,172	12,218	13,584
<u>ROTC - TOTAL</u>	2,896	3,779	685	1,427
<u>AVIATION CADET - TOTAL</u>	25,927	27,393	9,495	10,452
<u>OTHER - TOTAL</u>	4,579	4,000	1,838	1,705
<u>NON-CAREER RESERVE - TOTAL</u>	8,835	7,964	5,178	4,649
<u>ROTC - TOTAL</u>	4,381	5,101	1,665	2,374
<u>AVIATION CADET - TOTAL</u>	4,052	2,741	3,317	2,198
<u>OTHER - TOTAL</u>	402	122	196	77
<u>Crew - Total</u>	26,386	26,423	13,006	13,053
Regular	3,219	3,093	784	762
<u>Career Reserve - Total</u>	16,649	17,840	8,021	8,697
<u>ROTC</u>	2,027	2,686	614	1,019
Aviation Cadet	12,605	13,441	6,273	6,685
Other	2,017	1,713	1,134	993
<u>Non-Career Reserve - Total</u>	6,518	5,490	4,201	3,594
<u>ROTC</u>	2,772	3,113	1,176	1,522
Aviation Cadet	3,462	2,290	2,871	2,015
Other	284	87	154	57
<u>Command, Operational, and Technical - Total</u>	10,087	10,258	629	627
Regular	4,360	4,417	230	245
<u>Career Reserve - Total</u>	2,567	2,712	384	374
<u>ROTC</u>	123	138	15	11
Aviation Cadet	4,634	4,841	318	313
Other	810	733	51	50
<u>Non-Career Reserve - Total</u>	160	129	15	8
<u>ROTC</u>	61	57	2	3
Aviation Cadet	84	67	11	5
Other	15	5	2	-
<u>Rated Mobilization and Professional Resource-Total</u>	16,463	16,658	3,131	3,358
Regular	5,560	5,665	662	651
<u>Career Reserve - Total</u>	9,342	9,512	2,163	2,335
<u>ROTC</u>	375	479	127	175
Aviation Cadet	7,449	7,663	1,637	1,791
Other	1,518	1,370	399	369
<u>Non-Career Reserve - Total</u>	1,561	1,481	306	372
<u>ROTC</u>	1,050	1,121	140	227
Aviation Cadet	420	350	145	137
Other	91	10	21	8
<u>Pipeline - Total</u>	3,557	3,966	2,572	3,140
Regular	1,117	994	266	287
<u>Career Reserve - Total</u>	1,844	2,108	1,650	2,178
<u>ROTC</u>	371	476	129	222
Aviation Cadet	1,239	1,448	1,267	1,663
Other	234	184	254	293
<u>Non-Career Reserve - Total</u>	596	864	656	675
<u>ROTC</u>	498	810	347	622
Aviation Cadet	86	34	290	41
Other	12	20	19	12
	Non-Rated Personnel			
	31 December 1956		30 June 1957	
<u>TOTAL</u>	61,216		58,411	
Regular	8,633		8,977	
<u>Career Reserve - Total</u>	27,972		28,686	
<u>ROTC</u>	4,852		5,245	
Aviation Cadet	3,987		4,435	
Other	19,133		19,006	
<u>Non-Career Reserve - Total</u>	24,611		20,748	
<u>ROTC</u>	15,999		13,500	
Aviation Cadet	123		99	
Other	8,489		7,149	

Source: Personnel Statistics Division, Directorate of Statistical Services, DCS/Comptroller.

TABLE 138 - SUMMARY - MILITARY STRENGTH BY TYPE OF PERSONNEL, WORLDWIDE-1 AUG 1907 THROUGH FY 1957

NOTE: Annual strength figures are as of 30 June except as noted. The history of the AAF falls into several well defined phases. On 1 August 1907, the Aeronautical Division of the Signal Corps was established, and this division continued until 1 July 1914 when it was reorganized as the Aviation Section of the Signal Corps. In May 1918, Army aviation was divorced from the Signal Corps by Presidential order and comprised the Division of Military Aeronautics, Bureau of Aircraft Production, and the Spruce Section which had been organized in November 1917. (The latter was created to expedite lumber production for aircraft construction.) Legislative cognizance of a separate arm occurred on 4 June 1920 when the Air Service was created. The Air Corps was established in July 1926 and continued until the reorganization of the Army in March 1942. At that time, the Army Air Forces came into being and continued under this organization until the three defense agencies were established in 1947. On 17 September 1947, James V. Forrestal took the oath of office as Secretary of Defense. The Air Force was officially separated from the Army the following day and the new agency, U.S. Air Force, was established, but it was not until 1948 that Air Force reporting was entirely divorced from the Army. Blank columns in the table below indicate that breaks were not available for the period; and other necessary explanations are covered with foot notes. Army personnel on duty with the US Air Force known as SCARWAF, were included in this table from Sep 1947 through Jun 1955. SCARWAF were discontinued as of 31 Mar 1956.

YEAR	TOTAL ARMY AIR FORCES	YEAR	TOTAL ARMY AIR FORCES	YEAR	TOTAL ARMY AIR FORCES	YEAR	TOTAL ARMY AIR FORCES
1907 (1 Aug)	3	1915 (30 Jun)	208	1923 (30 Jun)	9,441	1931 (30 Jun)	14,780
1908 (30 Jun)	13	1916 (30 Jun)	311	1924 (30 Jun)	10,547	1932 (30 Jun)	15,028
1909 (30 Jun)	27	1917 (6 Apr)	1,218	1925 (30 Jun)	9,670	1933 (30 Jun)	15,099
1910 (30 Jun)	11	1918 (11 Nov)	195,023	1926 (30 Jun)	9,674	1934 (30 Jun)	15,861
1911 (30 Jun)	23	1919 (30 Jun)	25,603	1927 (30 Jun)	10,078	1935 (30 Jun)	16,247
1912 (1 Nov)	51	1920 (30 Jun)	9,050	1928 (30 Jun)	10,549	1936 (30 Jun)	17,233
1913 (30 Sep)	114	1921 (30 Jun)	11,649	1929 (30 Jun)	12,131	1937 (30 Jun)	19,147
1914 (30 Jun)	122	1922 (30 Jun)	9,642	1930 (30 Jun)	13,531	1938 (30 Jun)	21,089
						1939 (30 Jun)	23,455

END OF FISCAL YEAR	WORLDWIDE					CONTINENTAL US					OVERSEAS			
	Total	Officer a/	Warrant Officer	Enlisted Personnel	Air Cadet	Total	Officer a/	Warrant Officer	Enlisted Personnel	Air Cadet	Total	Officer a/	Warrant Officer	Enlisted Personnel
June 1940	51,165	3,361		45,910	1,894	40,229	2,999		35,336	1,894	10,936			10,574
June 1941	152,125	10,611		132,887	8,627	129,767	9,463		111,677	8,627	22,358		1,148	21,210
June 1942	764,415	55,956		658,246	50,213	649,091	15,449		553,429	50,213	115,324		10,507	104,817
June 1943	2,197,114	205,874		1,891,568	99,672	1,764,969	156,417		1,508,880	99,672	432,145		49,457	382,688
June 1944	2,372,292	333,401		1,956,244	82,647	1,334,958	205,156		1,047,155	82,647	1,037,334		128,245	909,089
June 1945	2,282,259	381,454		1,884,041	16,764	1,153,373	239,561		897,048	16,764	1,128,886		141,893	986,993
June 1946	455,515	81,733		373,775	7	296,964	58,907		238,050	7	158,551		22,826	132,725
June 1947	305,827	42,745		263,029	53	206,226	29,640		176,533	53	99,601		13,105	86,496
June 1948	387,730	47,709	1,248	337,435	1,338	268,896	34,675	891	231,992	1,338	118,834		357	105,443
June 1949	419,347	55,773	2,078	359,636	1,860	293,870	40,908	1,625	249,477	1,860	125,477		453	110,159
June 1950	411,277	54,914	2,092	352,085	2,186	317,816	43,604	1,665	270,361	2,186	93,461		427	81,784
June 1951	788,381	104,443	2,556	678,806	2,476	628,954	84,747	1,931	539,800	2,476	159,427		725	139,006
June 1952	973,474	124,239	4,162	838,291	6,782	723,163	94,705	3,159	618,517	6,782	250,311		1,003	219,774
June 1953	977,593	126,769	4,000	837,667	9,157	681,978	94,383	2,821	575,617	9,157	295,615		1,179	262,050
June 1954	947,918	126,067	3,685	809,094	9,072	673,321	93,722	2,503	568,024	9,072	274,597		1,182	241,070
June 1955	959,946	133,183	3,966	818,478	4,319	689,635	99,845	2,853	582,618	4,319	270,311		1,113	235,860
June 1956 b/	909,695	138,106	3,987	764,609	2,993	648,365	106,155	2,864	536,353	2,993	261,330		1,123	228,256
June 1957 b/	919,331	136,022	4,541	776,566	2,202	651,170	104,763	3,091	541,114	2,202	268,161		1,450	235,452

TABLE 138 - MILITARY STRENGTH, BY TYPE OF PERSONNEL, WORLDWIDE - FY 1957
(CONTINUED)

(Table below is a modification of Table 125, FY 1956.)

END OF MONTH	WORLDWIDE				CONTINENTAL US				OVERSEAS			
	TOTAL	OFFICER	W/O	AIRMAN PER-SONNEL c/	TOTAL	OFFICER	W/O	AIRMAN PER-SONNEL c/	TOTAL	OFFICER	W/O	AIRMAN PER-SONNEL
FISCAL YEAR 1957												
July (1956)	908,447	137,760	3,954	766,733	648,705	106,377	2,848	539,480	259,742	31,383	1,106	227,253
August	908,442	137,651	3,950	766,841	649,815	106,323	2,839	540,653	258,627	31,328	1,111	226,188
September	910,962	137,417	3,933	769,612	652,243	106,454	2,818	542,971	258,719	30,963	1,115	226,641
October	915,419	137,331	3,906	774,182	654,676	106,103	2,793	545,780	260,743	31,228	1,113	228,402
November	917,744	137,260	3,897	776,587	656,386	105,961	2,784	547,641	261,358	31,299	1,113	228,946
December	914,073	137,343	3,953	772,777	653,381	106,008	2,820	544,553	260,692	31,335	1,133	228,224
January (1957)	917,876	137,783	4,222	775,871	659,515	106,575	3,021	549,919	258,361	31,208	1,201	225,952
February	914,787	137,120	4,542	773,125	653,537	105,989	3,191	544,357	261,250	31,131	1,351	228,768
March	913,670	136,873	4,577	772,220	649,476	105,697	3,172	540,607	264,194	31,176	1,405	231,613
April	914,301	136,862	4,565	772,874	647,423	105,634	3,132	538,657	266,878	31,228	1,433	234,217
May	915,942	136,445	4,556	774,941	647,928	105,064	3,123	539,741	268,014	31,381	1,433	235,200
June	919,331	136,022	4,541	778,768	651,170	104,763	3,091	543,316	268,161	31,259	1,450	235,452

a/ Prior to 30 Jun 1948, Warrant Officers were included in the Officer Strength.

b/ Excludes USAF Academy Cadets. For inclusion of USAF Academy Cadets, see table "Command Strength By Grade In

Which Serving W/W - FY-1956 through FY-1957.

c/ Includes Aviation Cadets and Aviation Students.

Source: Personnel Statistics Division, Directorate of Statistical Services DCS/Comptroller.

TABLE 139 - PEAK STRENGTH OF MILITARY PERSONNEL BY FISCAL AND CALENDAR YEARS, WORLDWIDE - JUL 1939 THROUGH JUN 1957

(Peak strengths for the respective types of military personnel are underscored and other types are shown for the corresponding periods. The lowest point reached in Worldwide USAF military strength since World War II was in May 1947 with a total of 303,614 personnel - 43,076 Officers and 260,538 Enlisted.)

DATE	TOTAL	OFFICER a/	ENLISTED b/	CALENDAR YEAR	TOTAL	OFFICER a/	ENLISTED b/
PEAK STRENGTH BY FISCAL YEAR				PEAK STRENGTH BY CALENDAR YEAR			
June 1940	<u>51,165</u>	<u>3,361</u>	<u>47,804</u>	1939 (Last Half)			
November (1940)				November	39,058	3,030	36,028
December (1940)				December	<u>43,118</u>	<u>3,006</u>	<u>40,112</u>
1941				1940			
May (1941)	<u>152,641</u>	<u>9,078</u>	<u>143,563</u>	December	<u>99,993</u>	<u>5,203</u>	<u>94,790</u>
June (1941)	<u>152,125</u>	<u>10,611</u>	<u>141,514</u>	1941			
1942				December	<u>354,161</u>	<u>24,521</u>	<u>329,640</u>
June (1942)	<u>764,415</u>	<u>55,956</u>	<u>708,459</u>	1942			
1943				December	<u>1,597,049</u>	<u>127,267</u>	<u>1,469,782</u>
June (1943)	<u>2,197,114</u>	<u>205,874</u>	<u>1,991,240</u>	1943			
1944				November	<u>2,383,370</u>	<u>265,630</u>	<u>2,117,740</u>
November (1943)	<u>2,383,370</u>	<u>265,630</u>	<u>2,117,740</u>	December	<u>2,373,882</u>	<u>274,347</u>	<u>2,099,535</u>
March (1944)	<u>2,411,294</u>	<u>306,889</u>	<u>2,104,405</u>	1944			
June (1944)	<u>2,372,292</u>	<u>333,401</u>	<u>2,038,891</u>	January	<u>2,400,151</u>	<u>287,294</u>	<u>2,112,857</u>
1945				March	<u>2,411,294</u>	<u>306,889</u>	<u>2,104,405</u>
July (1944)	<u>2,403,806</u>	<u>342,914</u>	<u>2,060,892</u>	December	<u>2,359,456</u>	<u>375,373</u>	<u>1,983,483</u>
May (1945)	<u>2,310,436</u>	<u>388,295</u>	<u>1,922,141</u>	1945			
1946				January	<u>2,345,068</u>	<u>377,426</u>	<u>1,967,642</u>
July (1945)	<u>2,262,092</u>	<u>371,269</u>	<u>1,890,823</u>	May	<u>2,310,436</u>	<u>388,295</u>	<u>1,922,141</u>
1947				1946			
July (1946)	<u>450,626</u>	<u>72,983</u>	<u>377,643</u>	January	<u>733,786</u>	<u>141,643</u>	<u>592,143</u>
1948				1947			
June (1948)	<u>387,730</u>	<u>48,957</u>	<u>338,773</u>	January	<u>327,404</u>	<u>48,021</u>	<u>279,383</u>
1949				December	<u>339,246</u>	<u>47,021</u>	<u>292,225</u>
June (1949)	<u>419,347</u>	<u>57,851</u>	<u>361,496</u>	1948			
1950				December	<u>412,312</u>	<u>53,948</u>	<u>358,364</u>
July (1949)	<u>422,515</u>	<u>59,120</u>	<u>363,395</u>	1949			
December (1949)	<u>413,286</u>	<u>60,770</u>	<u>352,516</u>	July	<u>422,515</u>	<u>59,120</u>	<u>363,395</u>
1951				December	<u>413,286</u>	<u>60,770</u>	<u>352,516</u>
June (1951)	<u>788,381</u>	<u>107,099</u>	<u>681,282</u>	1950			
1952				December	<u>559,329</u>	<u>69,901</u>	<u>489,428</u>
June (1952)	<u>973,474</u>	<u>128,401</u>	<u>845,073</u>	1951			
1953				December	<u>897,366</u>	<u>121,635</u>	<u>775,731</u>
October (1952)	<u>969,566</u>	<u>132,621</u>	<u>836,945</u>	1952			
April (1953)	<u>980,205</u>	<u>129,685</u>	<u>850,520</u>	June	<u>973,474</u>	<u>128,401</u>	<u>845,073</u>
1954				August	<u>975,603</u>	<u>131,868</u>	<u>843,735</u>
July (1953)	<u>977,338</u>	<u>129,448</u>	<u>847,890</u>	October	<u>969,566</u>	<u>132,621</u>	<u>836,945</u>
June (1954)	<u>947,918</u>	<u>129,752</u>	<u>818,166</u>	1953			
1955				April	<u>980,205</u>	<u>129,685</u>	<u>850,520</u>
November (1954)	<u>966,411</u>	<u>132,196</u>	<u>834,215</u>	June	<u>977,593</u>	<u>130,769</u>	<u>846,824</u>
June (1955)	<u>959,946</u>	<u>137,149</u>	<u>822,797</u>	1954			
1956				November	<u>966,411</u>	<u>132,196</u>	<u>834,215</u>
July (1955)	<u>955,822</u>	<u>137,713</u>	<u>818,109</u>	December	<u>947,247</u>	<u>132,444</u>	<u>814,803</u>
August (1955)	<u>959,501</u>	<u>141,400</u>	<u>818,101</u>	1955			
January (1956)	<u>938,396</u>	<u>143,958</u>	<u>794,438</u>	June	<u>959,046</u>	<u>137,149</u>	<u>822,797</u>
1957				May	<u>959,908</u>	<u>135,615</u>	<u>824,293</u>
January (1957)	<u>917,876</u>	<u>142,005</u>	<u>775,871</u>	December	<u>936,456</u>	<u>143,641</u>	<u>792,815</u>
June (1957)	<u>919,331</u>	<u>140,563</u>	<u>778,768</u>	1956			
				January	<u>938,396</u>	<u>143,958</u>	<u>794,438</u>

a/ Includes Flight and Warrant Officers.

b/ Includes Aviation Cadets and Aviation Students.

Source: Personnel Statistics Division, Directorate of Statistical Services, DCS/Comptroller

TABLE 140 - OPERATING LOCATION STRENGTH BY STATE - CONTINENTAL US - FY 1957
 (Table below excludes USAF Academy Cadets. For inclusion of USAF Academy Cadets, see table "Command Strength by Grade in Which Serving W/W - FY-1957.)

STATE	JULY (1956)	AUGUST	SEP- TEMBER	OCTOBER	NO- VEMBER	DE- CEMBER	JANUARY (1957)	FEB- RUARY	MARCH	APRIL	MAY	JUNE
TOTAL	645,492	645,828	648,630	650,014	652,995	649,583	655,770	649,603	645,553	641,996	642,860	645,914
Ala . .	10,090	10,274	10,066	9,863	9,850	9,944	9,895	9,917	9,766	9,700	9,665	9,461
Ariz . .	14,573	14,864	14,542	15,915	15,991	16,162	16,493	16,576	16,671	16,878	16,962	16,991
Ark . .	7,961	7,796	8,087	7,501	7,074	8,249	8,361	8,412	8,482	8,673	8,838	8,883
Calif . .	69,727	65,783	63,136	59,296	60,003	57,627	59,980	59,518	58,872	59,076	59,077	60,357
Colo . .	16,629	17,402	17,649	18,203	18,430	18,396	17,501	17,346	16,745	15,964	15,268	14,915
Conn . .	437	377	430	360	356	347	425	378	362	372	369	339
Del . .	7,309	7,364	7,405	7,416	7,536	7,542	7,613	7,646	7,660	7,682	7,955	8,052
Dist of Columbia	10,223	9,943	9,747	10,365	10,372	10,404	10,569	10,488	10,439	10,343	9,774	9,622
Fla . .	40,943	40,911	41,254	41,404	41,403	41,572	41,591	41,667	41,227	41,518	41,996	41,893
Ge . .	19,259	19,852	19,685	19,637	19,532	19,841	19,990	20,335	20,501	18,752	18,833	18,879
Ida . .	3,412	3,439	3,436	3,455	3,523	3,553	3,592	3,676	3,652	3,704	3,810	3,911
Ill . .	23,173	23,749	24,204	23,320	23,465	23,672	23,159	22,776	23,082	22,380	21,852	21,948
Ind . .	3,795	3,883	3,782	4,050	4,061	4,156	4,242	4,210	4,215	4,264	4,247	4,274
Ia . .	1,740	1,695	1,763	1,749	1,734	1,738	1,728	1,705	1,657	1,651	1,631	1,642
Kans Ky . .	15,385 864	14,532 852	15,280 863	15,317 842	15,487 874	15,344 878	15,908 885	16,042 866	15,864 861	15,863 854	16,136 851	16,175 853
La . .	19,457	19,205	19,152	19,332	19,319	19,548	19,722	19,797	19,893	20,093	20,341	20,368
Me . .	10,912	10,911	10,654	10,822	11,302	11,218	11,316	11,234	11,119	11,096	11,252	11,333
Md . .	9,647	9,597	9,534	9,573	9,543	9,465	9,481	9,464	9,458	9,420	9,550	9,676
Mass . .	14,971	15,007	16,059	17,363	17,198	17,318	17,848	17,942	18,123	18,190	18,463	18,537
Mich . .	7,866	8,231	8,271	8,331	8,340	8,314	8,388	8,314	8,229	8,337	8,561	8,718
Minn . .	4,182	3,882	3,846	3,926	3,958	3,985	4,079	4,028	4,028	4,015	4,094	4,183
Miss . .	17,602	18,362	18,392	18,222	18,644	18,584	17,349	17,638	17,115	15,899	15,317	15,318
Mo . .	7,212	7,005	7,007	7,166	7,104	7,301	7,245	7,371	7,364	7,482	7,572	7,739
Mont . .	4,738	4,706	4,701	4,743	4,733	5,068	4,865	4,674	4,645	4,676	4,914	4,845
Nebr . .	11,111	11,217	11,203	11,367	11,530	11,596	11,718	11,762	11,743	11,739	11,842	11,990
Nev . .	5,844	5,870	6,132	6,277	6,596	6,770	6,861	6,869	6,761	6,836	7,318	7,246
N H . .	3,462	4,050	4,108	4,182	4,256	4,254	3,856	4,037	4,099	4,370	4,412	4,448
N J . .	6,526	6,470	6,515	6,577	6,631	6,710	7,174	7,155	7,162	7,312	7,462	7,681
N Mex . .	16,956	17,068	16,821	16,962	17,088	17,147	17,470	17,667	17,653	17,844	17,817	18,099
N Y . .	23,905	24,861	23,579	22,850	23,086	21,383	22,923	21,873	21,549	19,752	19,501	20,660
N C . .	4,411	4,587	5,016	5,250	5,520	5,866	6,096	6,048	6,254	6,243	6,399	6,426
N Dak . .	621	640	643	666	687	686	694	703	695	701	725	740
Ohio . .	15,567	15,320	15,713	15,761	15,600	15,566	15,654	15,574	15,569	15,572	15,744	15,669
Okla . .	12,621	12,837	12,930	12,982	13,175	13,367	13,585	13,571	13,646	13,730	13,869	13,930
Oreg . .	2,041	2,004	2,057	2,160	2,291	2,291	2,357	2,325	2,306	2,328	2,317	2,289
Pa . .	3,008	3,046	3,037	3,323	3,146	3,116	3,096	3,043	2,981	2,948	2,985	2,993
R I . .	59	70	103	69	72	85	81	69	68	69	72	70
S C . .	18,975	19,163	19,480	19,791	20,193	20,911	21,603	21,988	22,699	23,116	23,775	23,976
S Dak . .	5,734	5,753	5,797	5,873	5,961	5,920	5,988	5,882	5,613	5,542	5,668	5,435
Tenn . .	6,819	6,369	6,353	6,459	6,233	6,296	6,348	6,438	6,402	6,512	6,658	6,678
Tex . .	117,102	116,648	121,148	122,508	122,101	119,480	121,377	116,308	114,835	115,935	114,526	115,390
Utah . .	2,022	2,005	1,896	1,885	1,948	1,965	1,999	1,992	2,012	2,119	2,156	2,139
Vt . .	1,316	1,294	1,311	1,340	1,343	1,343	1,341	1,322	1,345	1,346	1,365	1,430
Va . .	9,817	9,914	10,104	10,180	10,259	10,291	10,495	10,484	10,529	10,555	10,540	10,442
Wash . .	20,329	20,674	19,363	19,442	19,412	19,119	19,928	19,432	19,659	19,243	19,000	18,658
W Va . .	297	288	287	274	309	309	310	302	314	314	307	310
Wis . .	2,973	3,049	3,082	3,148	3,176	3,188	3,219	3,205	3,213	3,197	3,296	3,368
Wyo . .	10,457	11,443	11,442	12,393	12,386	11,494	9,472	8,855	8,343	7,554	7,048	6,773
Unknown	1,412	1,576	1,585	124	164	204	283	296	73	237	728	162

Source: Personnel Statistics Division, Directorate of Statistical Services, DCS/Comptroller.

TABLE 141 -- OPERATING LOCATION STRENGTH BY COUNTRY -- OVERSEAS -- FY 1957

COUNTRY	JULY (1956)	AUGUST	SEP- TEMBER	OCTOBER	NO- VEMBER	DE- CEMBER	JANUARY (1957)	FEB- RUARY	MARCH	APRIL	MAY	JUNE
TOTAL	262,955	262,580	262,332	265,405	264,749	264,490	262,106	265,184	268,117	272,305	273,589	273,417
Agean Isl . . .	-	-	-	-	-	-	-	64	-	-	-	-
Afghanistan . .	5	5	5	5	5	5	6	5	6	6	6	5
Alaska	20,662	20,536	20,765	20,769	20,380	20,428	20,742	21,423	21,594	21,929	21,989	21,868
Algiers	-	-	-	-	-	-	-	1	-	-	-	-
Antartic	-	-	1	1	1	1	1	1	1	-	-	-
Argentina	8	8	8	8	7	6	8	7	8	9	11	10
Ascension	-	-	-	-	-	-	-	-	-	-	-	1
Australia	16	15	16	17	17	17	19	19	19	19	19	18
Austria	11	11	14	11	12	11	12	13	13	12	11	11
Azores	1,616	1,585	1,564	1,607	1,588	1,577	1,593	1,592	1,634	1,643	1,655	1,735
Bahamas	4	4	4	4	4	3	4	4	4	7	7	5
Belgium	72	50	72	78	86	84	88	89	93	93	90	92
Bermuda	2,506	2,499	2,472	2,498	2,499	2,468	2,462	2,436	2,460	2,488	2,498	2,467
Bolivia	7	8	9	8	8	8	9	9	10	10	10	9
Brazil	61	66	66	73	67	67	65	64	73	191	202	170
Burma	7	7	7	8	7	7	7	8	7	7	7	6
Canada e/.	12,196	12,044	11,936	12,204	11,990	11,993	11,902	11,838	12,326	12,473	12,308	12,290
Canal Zone	1,464	1,455	1,436	1,426	1,384	1,305	1,338	1,328	1,361	1,361	1,332	1,302
Chile	15	17	20	21	18	17	16	22	21	22	19	18
China	1	1	1	1	1	1	1	1	1	1	-	-
Colombia	13	18	18	18	18	23	23	24	24	22	19	18
Costa Rica	-	-	3	3	3	3	3	3	3	4	4	4
Cuba	18	18	17	17	18	21	22	22	20	20	18	18
Czechoslo- vakia	2	2	2	2	3	2	2	2	2	2	2	2
Denmark	33	29	29	41	49	46	29	29	28	28	31	31
Dom. Rep	7	7	5	7	7	7	8	8	8	9	9	9
Ecuador	16	18	17	15	15	16	15	17	17	17	21	48
Egypt	6	9	6	9	9	10	10	10	10	10	10	10
El Salvador	10	10	10	10	11	10	10	10	10	10	9	9
England	36,240	36,124	35,548	35,945	36,279	35,929	36,208	35,935	36,114	37,903	37,820	37,054
Eritia	-	-	-	-	-	-	-	-	-	2	2	2
Finland	8	8	8	8	7	7	7	7	7	8	8	8
France	23,159	22,697	22,082	23,106	23,369	23,245	23,167	23,407	23,906	24,492	24,612	25,020
French I C	58	64	63	60	56	53	75	72	72	60	14	15
French W A	-	-	-	-	-	-	-	-	-	26	-	23
Germany	38,316	38,347	38,775	39,344	39,133	39,218	39,203	39,550	39,744	40,058	40,765	40,872
Greece	788	798	857	871	870	884	904	938	937	1,026	1,030	1,123
Greenland	6,142	6,345	6,009	6,075	6,013	6,076	5,861	6,030	6,448	6,363	6,200	6,171
Guam	5,759	5,838	6,098	6,086	4,932	6,075	4,887	5,024	4,943	4,762	4,775	4,826
Guatemala	14	14	14	14	14	14	15	15	14	14	14	14
Guiana Brit	-	-	-	-	-	-	-	-	2	-	-	-
Haiti	8	8	8	8	8	9	9	9	9	8	8	8
Honduras	8	8	8	8	8	8	8	9	10	10	8	8
Hong Kong	8	7	6	7	7	7	7	7	7	7	8	8
Hungary	2	2	2	3	2	2	2	2	2	3	3	3
Iceland	2,989	3,306	3,171	3,251	3,263	3,333	3,300	3,303	3,333	3,325	3,392	3,421
India	10	9	8	8	8	8	8	9	8	8	8	9
Indonesia	4	5	4	4	4	4	4	3	3	3	3	3
Iran	48	42	43	42	43	44	42	45	61	61	61	83
Iraq	8	9	10	11	11	10	11	11	11	11	9	10
Israel	4	4	4	5	5	4	4	4	4	5	5	5
Italy	1,863	1,880	1,972	2,023	2,037	2,034	2,005	2,069	2,112	2,197	2,130	2,142
Japan	50,008	49,800	50,100	50,896	51,713	51,206	50,409	50,346	50,568	50,474	50,475	49,442
Johnston Isl	456	410	350	278	219	214	184	161	140	145	130	135
Korea	9,462	9,014	8,710	8,669	8,527	8,244	7,902	8,524	8,567	8,725	8,698	8,814
Lebanon	-	-	-	-	-	-	-	-	-	2	2	2
Libya	5,025	5,251	5,253	5,237	5,316	5,533	5,415	5,419	5,560	5,417	5,316	5,230

TABLE 141 - OPERATING LOCATION STRENGTH BY COUNTRY - OVERSEAS - FY 1957 (CONTINUED)

COUNTRY	JULY (1956)	AUGUST	SEP- TEMBER	OCTOBER	NO- VEMBER	DE- CEMBER	JANUARY (1957)	FEB- RUARY	MARCH	APRIL	MAY	JUNE
Malaya . . .	5	5	4	5	5	5	6	6	6	6	7	8
Malta . . .	1	1	1	1	1	1	1	1	1	2	1	1
Marshall Isl	1,068	878	803	749	638	582	517	499	481	468	533	545
Mexico . . .	5	5	4	4	3	3	4	5	5	5	5	5
Midway Isl .	70	38	37	18	8	5	4	6	5	4	5	7
Morocco, Fr.	8,520	8,117	8,329	8,861	9,433	8,241	8,312	8,671	8,716	8,769	8,780	8,887
Netherlands	346	381	359	388	381	429	428	417	427	443	462	462
Nicaragua .	8	9	9	9	6	8	8	9	9	8	8	9
Norway . . .	185	183	198	200	101	211	215	213	206	194	210	198
Pakistan . .	39	38	37	36	25	27	28	28	31	29	30	30
Palestine . .	5	5	5	6	10	11	9	9	9	8	5	5
Panama . . .	3	3	3	3	3	3	5	5	5	5	27	27
Paraguay . .	10	13	13	12	11	12	12	15	15	15	12	11
Peru	32	31	31	30	30	31	29	33	32	31	29	26
Philippine Is	4,908	4,769	4,992	4,992	4,988	4,970	4,871	5,207	4,915	5,055	4,730	5,006
Poland . . .	3	3	3	3	3	3	3	3	3	3	3	3
Portugal . .	26	27	26	28	27	27	28	29	29	29	35	35
Puerto Rico	4,631	4,611	4,586	4,597	4,647	4,626	4,638	4,645	4,619	4,608	4,565	4,608
Russia . . .	10	11	11	12	10	10	13	12	12	12	13	13
Ryukyu Isl b/	8,880	9,208	8,987	9,058	9,033	9,170	9,006	9,455	9,739	9,896	9,666	9,896
Saudi Arabia	1,236	1,273	1,316	1,284	1,304	1,317	1,294	1,257	1,247	1,232	1,255	1,269
Scotland . .	1,190	1,229	1,302	1,275	1,276	1,259	1,296	1,305	1,336	1,378	1,384	1,370
Spain	1,187	1,097	1,351	1,417	1,403	1,518	1,609	1,719	1,804	2,085	2,300	2,509
Sweden . . .	12	13	13	13	13	13	13	13	13	13	13	14
Switzerland	4	4	4	4	4	4	4	4	4	4	5	4
Syria	6	6	6	7	7	7	7	7	7	7	7	8
Taiwan c/ . .	1,307	1,288	1,345	1,367	1,326	1,303	1,317	1,042	1,352	1,356	1,375	1,341
Tangier . . .	-	-	1	-	-	-	-	-	-	-	-	-
Territory of Hawaii . . .	6,535	6,352	6,212	6,358	6,167	6,147	6,299	6,439	6,578	6,804	7,133	7,250
Thailand . . .	68	65	64	63	63	64	69	70	75	77	77	77
Turkey	2,018	2,069	2,046	2,147	2,222	2,287	2,356	2,519	2,621	2,801	2,871	3,009
Union of So Africa . . .	6	7	7	6	6	7	6	6	6	6	6	6
Uruguay . . .	13	14	15	15	16	16	24	24	24	24	16	16
Venezuela . .	29	32	32	31	29	29	31	30	30	29	30	31
Viet Nam . . .	2	12	22	21	27	31	11	14	15	16	65	76
Virgin Isl . .	-	-	-	-	-	-	-	1	1	1	1	1
Volcanic Isl	336	327	330	304	329	341	338	410	412	412	410	438
Wake Isl . . .	6	6	5	5	4	5	7	7	6	6	5	-
Wales	1,059	1,042	998	967	886	879	829	802	742	702	585	438
Windward Isl	8	7	7	17	12	5	-	1	2	3	3	3
Yugoslavia . .	35	101	27	30	27	27	25	25	25	26	27	27
Unknown . . .	-	888	1,409	242	212	558	402	273	182	232	1,112	1,141

a/ During FY 1956, reporting instruction was revised. Labrador and Newfoundland now reported as part of Canada.

b/ Prior to October 1953, Ryukyu Isl. was reported as Okinawa.

c/ Reported under Formosa through March 1956; after that date reported under Taiwan.

Source: Personnel Statistics Division, Directorate of Statistical Services, DCS/Comptroller.

TABLE 142-SUMMARY - COMMAND STRENGTH BY GRADE IN WHICH SERVING, WORLDWIDE -
30 JUN 1948 THROUGH FY 1957

GRADE IN WHICH SERVING	FISCAL YEAR SUMMARIES					
	30 JUNE 1948	30 JUNE 1949	30 JUNE 1950	30 JUNE 1951	30 JUNE 1952	30 JUNE 1953
W/W - TOTAL (Incl USAFA Cts)	387,730	419,347	411,277	788,381	973,474	977,593
USAFA CADETS - TOTAL	a/	a/	a/	a/	a/	a/
W/W - TOTAL (Excl USAFA Cts)	387,730	419,347	411,277	788,381	973,474	977,593
Officer and Warrant Officer - Total	48,957	57,851	57,006	107,099	128,401	130,769
Officer - Total	47,709	55,773	54,914	104,443	124,239	126,769
General - Total	177	207	227	285	320	382
General	4	4	3	4	5	7
Lieutenant General	10	12	14	17	14	18
Major General	69	84	93	105	120	134
Brigadier General	94	107	117	159	181	223
Colonel	1,532	1,894	1,847	2,936	4,118	4,314
Lieutenant Colonel	3,202	3,760	3,887	6,852	8,437	8,324
Major	6,490	7,054	7,601	13,969	20,666	20,805
Captain	14,613	18,900	17,521	37,042	39,845	36,649
First Lieutenant	19,669	21,050	19,267	28,900	29,213	32,090
Second Lieutenant	2,026	2,908	4,564	14,559	21,640	24,205
Warrant Officer - Total	1,248	2,078	2,092	2,656	4,162	4,000
Chief Warrant Officer, W-4	753	723	705	75	131	139
Chief Warrant Officer, W-3	b/	b/	b/	164	285	397
Chief Warrant Officer, W-2	b/	b/	b/	799	1,025	1,275
Warrant Officer, Junior Grade W-1	495	1,355	1,387	1,618	2,721	2,189
Enlisted - Total	337,435	359,636	352,085	678,806	838,291	837,667
Master Sergeant	22,870	21,118	21,361	37,713	44,986	45,176
Technical Sergeant and Sergeant 1st Class	20,605	25,571	27,701	46,064	53,676	54,279
Staff Sergeant and Sergeant	45,058	55,891	57,535	96,862	126,219	131,342
Airman 1st Class and Corporal	55,337	59,365	63,482	104,437	158,712	171,893
Airman 2nd Class and Private 1st Class	62,225	67,604	67,935	108,586	179,705	205,478
Airman 3rd Class and Private 2	93,641	102,590	76,356	221,663	225,388	200,638
Basic Airman and Private 1	37,699	27,497	28,715	63,481	49,605	28,861
Aviation Cadet - Total	1,338	1,860	2,186	2,476	6,782	9,157
	30 JUNE 1954	30 JUNE 1955	30 JUNE 1956	30 JUNE 1957		
W/W - TOTAL (Incl USAFA Cts)	947,918	959,946	909,958	919,835		
USAFA CADETS - TOTAL	a/	a/	a/	263		
W/W - TOTAL (Excl USAFA Cts)	947,918	959,946	909,695	919,571		
Officer and Warrant Officer - Total	129,752	137,149	142,093	140,563		
Officer - Total	126,067	133,183	138,106	136,022		
General - Total	374	396	422	414		
General	9	9	8	8		
Lieutenant General	20	22	21	23		
Major General	128	135	142	150		
Brigadier General	217	230	251	233		
Colonel	4,383	4,530	4,619	4,732		
Lieutenant Colonel	8,293	8,744	9,205	9,638		
Major	20,429	21,476	21,872	22,392		
Captain	34,936	36,229	40,041	41,820		
First Lieutenant	32,010	36,596	37,949	42,575		
Second Lieutenant	25,642	25,212	23,998	14,451		
Warrant Officer - Total	3,685	3,966	3,987	4,541		
Chief Warrant Officer, W-4	148	136	166	169		
Chief Warrant Officer, W-3	438	536	713	779		
Chief Warrant Officer, W-2	1,510	1,567	2,183	2,570		
Warrant Officer, Junior Grade W-1	1,589	1,727	925	1,023		
Enlisted - Total	809,094	818,478	764,609	776,566		
Master Sergeant	47,762	51,597	54,149	55,463		
Technical Sergeant and Sergeant 1st Class	57,285	62,968	66,340	69,634		
Staff Sergeant and Sergeant	129,662	122,376	125,541	138,731		
Airman 1st Class and Corporal	167,191	156,942	156,541	161,371		
Airman 2nd Class and Private 1st Class	206,500	204,994	202,740	186,779		
Airman 3rd Class and Private 2	154,585	173,800	126,776	130,932		
Basic Airman and Private 1	46,109	45,801	41,305	33,656		
Aviation Cadet - Total	9,072	4,319	2,993	2,202		

TABLE 142 - SUMMARY - COMMAND STRENGTH BY GRADE IN WHICH SERVING, WORLDWIDE -
30 JUN 1948 THROUGH FY 1957 (CONTINUED)

GRADE IN WHICH SERVING	FISCAL YEAR - 1957					
	JULY (1956)	AUGUST	SEPTEMBER	OCTOBER	NOVEMBER	DECEMBER
W/W - TOTAL (Incl USAFA Cts)	908,995	908,988	911,515	915,954	918,272	914,598
USAFA CADETS - TOTAL	548	546	553	532	528	525
W/W - TOTAL (Excl USAFA Cts)	908,447	908,442	910,962	915,419	917,744	914,073
Officer and Warrant Officer - Total	141,714	141,601	141,350	141,237	141,157	141,296
Officer - Total	137,760	137,651	137,417	137,331	137,260	137,343
General - Total	417	409	409	432	431	433
General	8	8	8	8	8	8
Lieutenant General	21	20	22	22	23	23
Major General	138	135	133	163	160	159
Brigadier General	250	246	246	242	240	243
Colonel	4,604	4,588	4,586	4,556	4,553	4,549
Lieutenant Colonel	9,179	9,187	9,141	9,165	9,171	9,193
Major	21,796	21,754	21,687	21,626	21,634	21,844
Captain	39,939	39,768	39,772	39,569	40,091	40,274
First Lieutenant	39,030	40,046	40,124	40,471	40,494	40,913
Second Lieutenant	22,095	21,899	21,698	21,509	20,886	20,137
Warrant Officer - Total	3,954	3,950	3,933	3,906	3,897	3,953
Chief Warrant Officer, W-4	160	160	162	162	154	157
Chief Warrant Officer, W-3	740	730	729	721	735	738
Chief Warrant Officer, W-2	2,157	2,170	2,201	2,208	2,199	2,198
Warrant Officer, Junior Grade W-1	897	890	841	815	809	860
Airman - Total	763,712	763,796	766,659	771,385	773,826	770,146
Master Sergeant	54,039	53,941	54,913	54,824	54,838	55,614
Technical Sergeant	66,266	66,237	67,434	67,444	67,410	68,347
Staff Sergeant	123,850	122,144	130,246	129,255	128,540	134,965
Airman 1st Class	142,966	138,161	146,924	144,094	143,836	150,261
Airman 2nd Class	202,093	200,415	194,455	194,158	193,742	191,445
Airman 3rd Class	127,426	130,713	120,797	131,789	139,737	130,856
Basic Airman	47,072	52,185	51,890	49,821	45,723	38,688
Aviation Cadet - Total	3,021	3,045	2,953	2,797	2,761	2,631
	JANUARY (1957)	FEBRUARY	MARCH	APRIL	MAY	JUNE
W/W - TOTAL (Incl USAFA Cts)	918,398	915,296	914,173	914,804	916,449	919,835
USAFA CADETS - TOTAL	522	509	503	503	507	504
W/W - TOTAL (Excl USAFA Cts)	917,876	914,787	913,670	914,301	915,942	919,331
Officer and Warrant Officer - Total	142,005	141,662	141,450	141,427	141,001	140,563
Officer - Total	137,783	137,120	136,873	136,862	136,445	136,022
General - Total	433	423	420	419	416	414
General	8	8	8	8	8	8
Lieutenant General	23	23	23	23	23	23
Major General	159	155	152	152	151	150
Brigadier General	243	237	237	236	234	233
Colonel	4,580	4,645	4,706	4,761	4,748	4,732
Lieutenant Colonel	9,322	9,331	9,439	9,566	9,667	9,638
Major	22,038	22,101	22,255	22,348	22,376	22,392
Captain	40,352	40,542	40,667	41,044	41,266	41,820
First Lieutenant	41,251	41,166	41,212	41,043	41,673	42,575
Second Lieutenant	19,807	18,912	18,174	17,681	16,299	14,451
Warrant Officer - Total	4,222	4,542	4,577	4,565	4,556	4,541
Chief Warrant Officer, W-4	156	150	148	146	156	189
Chief Warrant Officer, W-3	746	746	754	758	775	779
Chief Warrant Officer, W-2	2,286	2,472	2,499	2,485	2,451	2,570
Warrant Officer, Junior Grade W-1	1,034	1,174	1,176	1,176	1,174	1,023
Airman - Total	773,178	770,421	769,656	770,408	772,634	776,566
Master Sergeant	55,313	54,781	55,334	55,194	54,986	55,463
Technical Sergeant	68,288	68,154	68,950	68,917	68,860	69,634
Staff Sergeant	132,999	130,502	135,494	133,695	132,613	138,731
Airman 1st Class	146,607	141,986	150,455	147,677	146,281	161,371
Airman 2nd Class	190,333	189,412	190,315	190,221	190,160	186,779
Airman 3rd Class	140,365	146,718	128,777	138,423	146,088	130,932
Basic Airman	39,273	38,868	40,331	36,281	33,646	33,656
Aviation Cadet - Total	2,693	2,704	2,564	2,466	2,307	2,202

a/ Not applicable until June 1956.

b/ Not applicable prior to June 1951.

Source: Personnel Statistical Division, Directorate of Statistical Services, DCS/Comptroller.

TABLE 143 - COMMAND STRENGTH OF OFFICERS BY GRADE IN WHICH SERVING, BY COMMAND - 30 JUN 1957

(Table below is a new table)

COMMAND	TOTAL	COMMISSIONED OFFICERS								WARRANT OFFICERS				
		Total	General	Colonel	Lieutenant Colonel	Major	Captain	First Lieutenant	Second Lieutenant	Total	Warrant Officer 4	Warrant Officer 3	Warrant Officer 2	Warrant Officer 1
<u>WORLDWIDE - TOTAL</u>	<u>140,563</u>	<u>136,022</u>	<u>414</u>	<u>4,732</u>	<u>9,638</u>	<u>22,392</u>	<u>41,820</u>	<u>42,575</u>	<u>14,451</u>	<u>4,541</u>	<u>169</u>	<u>779</u>	<u>2,570</u>	<u>1,023</u>
<u>PERMANENT PARTY - TOTAL</u>	<u>123,336</u>	<u>118,872</u>	<u>413</u>	<u>4,623</u>	<u>9,085</u>	<u>20,990</u>	<u>38,831</u>	<u>38,566</u>	<u>6,364</u>	<u>4,464</u>	<u>167</u>	<u>767</u>	<u>2,530</u>	<u>1,000</u>
<u>CONTINENTAL - TOTAL</u>	<u>91,345</u>	<u>88,307</u>	<u>318</u>	<u>3,504</u>	<u>6,648</u>	<u>15,422</u>	<u>28,355</u>	<u>28,998</u>	<u>5,062</u>	<u>3,038</u>	<u>136</u>	<u>539</u>	<u>1,709</u>	<u>654</u>
Air Defense Command	11,926	11,497	35	272	570	1,551	3,191	4,883	995	429	12	42	144	231
AF Finance Division	49	48	-	9	15	11	12	1	-	1	-	1	-	-
Air Materiel Command	3,440	3,316	29	313	434	719	1,087	618	116	124	9	26	74	15
Air Proving Ground Command	939	901	3	32	89	216	334	170	57	38	2	6	27	3
Air Research and Development Command	4,942	4,807	23	258	557	922	1,499	1,198	350	135	9	33	82	11
Air Training Command	14,184	13,667	20	293	540	1,543	4,496	5,879	896	517	18	92	310	97
Air University	2,766	2,713	9	295	418	626	1,046	258	61	53	3	10	35	5
Continental Air Command	2,773	2,682	12	144	322	595	962	551	96	91	4	25	51	11
Headquarters Command, USAF	3,408	3,224	14	190	426	846	1,100	521	127	184	9	39	121	15
Headquarters, USAF	3,192	3,129	97	790	1,009	935	267	24	7	63	10	23	29	1
Military Air Transport Service	8,418	8,012	13	187	414	1,483	2,748	2,685	482	406	18	71	226	91
Strategic Air Command	26,834	26,192	38	494	1,387	4,877	9,068	8,888	1,440	642	35	124	366	117
Tactical Air Command	7,402	7,096	20	179	376	912	2,165	3,053	391	306	5	40	214	47
USAF Academy	435	422	2	28	48	88	128	124	4	13	1	2	9	1
USAF Security Service	637	601	3	20	43	98	252	145	40	36	1	5	21	9
<u>OVERSEAS - TOTAL</u>	<u>31,991</u>	<u>30,565</u>	<u>95</u>	<u>1,119</u>	<u>2,437</u>	<u>5,568</u>	<u>10,476</u>	<u>9,568</u>	<u>1,302</u>	<u>1,426</u>	<u>31</u>	<u>228</u>	<u>821</u>	<u>346</u>
Air Defense Atlantic	682	670	-	15	42	92	174	290	57	12	-	2	3	7
Air Materiel Command	1,433	1,332	5	77	164	344	417	279	46	101	1	17	66	17
Air Research and Development Command	32	32	-	1	4	5	11	7	4	-	-	-	-	-
Alaskan Air Command	1,804	1,734	3	44	102	226	554	686	119	70	4	9	44	13
Caribbean Air Command	251	227	3	27	39	79	67	11	1	24	-	4	19	1
Far East Air Force	7,461	7,203	23	266	584	1,292	2,340	2,307	391	258	6	46	149	57
Headquarters Command, USAF	2,026	1,931	31	244	431	584	452	153	36	95	7	26	50	12
Headquarters Sixteenth Air Force	382	360	2	26	54	100	129	45	4	22	-	4	12	6
Military Air Transport Service	4,304	3,901	5	47	194	662	1,450	1,421	202	323	8	38	159	118
Strategic Air Command	2,737	2,599	6	72	163	536	1,144	618	60	138	1	21	85	31
US Air Force, Europe	10,284	9,935	16	292	628	1,549	3,474	3,600	376	349	4	55	217	73
USAF Security Service	595	561	1	8	32	99	264	151	6	34	-	6	17	11
<u>PIPELINE - TOTAL</u>	<u>17,227</u>	<u>17,150</u>	<u>1</u>	<u>109</u>	<u>553</u>	<u>1,402</u>	<u>2,989</u>	<u>4,009</u>	<u>8,087</u>	<u>77</u>	<u>2</u>	<u>12</u>	<u>40</u>	<u>23</u>
Students	15,353	15,333	-	95	431	1,150	2,356	3,500	7,801	20	-	1	10	9
Transients and Patients	1,874	1,817	1	14	122	252	633	509	286	57	2	11	30	14

a/ ANG Officer Personnel augmenting AF units include 1 Col, 5 Lt Col, 19 Capt, 27 1st Lt, 31 2nd Lt.
Source: Personnel Statistics Division, Directorate of Statistical Services, DCS/Comptroller.

TABLE 144 - SUMMARY - COMMAND STRENGTH OF GENERAL OFFICERS BY GRADE IN WHICH SERVING-
FY 1952 THROUGH FY 1957

END OF MONTH	TOTAL			GENERAL			LIEUTENANT GENERAL			MAJOR GENERAL			BRIGADIER GENERAL		
	Total	Contl U S	O/S	Total	Contl U S	O/S	Total	Contl U S	O/S	Total	Contl U S	O/S	Total	Contl U S	O/S
END OF FISCAL YEAR SUMMARIES															
June 1952	320	255	65	5	5	-	14	10	4	120	103	17	181	137	44
June 1953	382	306	76	7	5	2	18	14	4	134	113	21	223	174	49
June 1954	374	287	87	9	6	3	20	14	6	128	100	28	217	167	50
June 1955	397	302	95	9	6	3	22	17	5	136	109	27	230	170	60
June 1956	422	325	97	8	6	2	21	15	6	142	118	24	251	186	65
FISCAL YEAR 1957															
July (1956)	417	319	98	8	6	2	21	15	6	138	112	26	250	186	64
August	409	313	96	8	6	2	20	14	6	135	109	26	246	184	62
September	409	315	94	8	6	2	22	16	6	133	108	25	246	185	61
October	435	335	100	8	6	2	22	16	6	163	131	32	242	182	60
November	431	335	96	8	6	2	23	17	6	160	129	31	240	183	57
December	433	337	96	8	6	2	23	17	6	159	129	30	243	185	58
January (1957)	433	337	96	8	6	2	23	17	6	159	129	30	243	185	58
February	422	325	97	8	6	2	22	16	6	155	123	32	237	180	57
March	419	322	97	8	6	2	22	16	6	152	121	31	237	179	58
April	418	325	93	8	6	2	22	16	6	152	122	30	236	181	55
May	415	323	92	8	6	2	22	16	6	151	121	30	234	180	54
June	413	318	95	8	6	2	22	17	5	150	119	31	233	176	57

Source: Personnel Statistics Division, Directorate of Statistical Services, DCS/Comptroller

TABLE 145 -- COMMAND STRENGTH OF AIRMEN BY GRADE IN WHICH SERVING, BY COMMAND -- 30 JUN 1957

(Table below is a new table)

COMMAND	TOTAL	AIRMEN							AVIATION CADETS AND USAFA CADETS
		Master Sergeant	Technical Sergeant	Staff Sergeant	Airman First Class	Airman Second Class	Airman Third Class	Airman Basic	
<u>WORLDWIDE - TOTAL (Includes USAFA Cadets)</u>	<u>779,272</u>	<u>55,463</u>	<u>69,634</u>	<u>138,731</u>	<u>161,371</u>	<u>186,779</u>	<u>130,932</u>	<u>33,656</u>	<u>2,706</u>
<u>USAFA CADETS - TOTAL</u>	<u>504</u>	-	-	-	-	-	-	-	<u>504</u>
<u>WORLDWIDE - TOTAL (Excludes USAFA Cadets)</u>	<u>778,768</u>	<u>55,463</u>	<u>69,634</u>	<u>138,731</u>	<u>161,371</u>	<u>186,779</u>	<u>130,932</u>	<u>33,656</u>	<u>2,202</u>
<u>PERMANENT PARTY - TOTAL</u>	<u>709,757</u>	<u>54,491</u>	<u>67,963</u>	<u>135,662</u>	<u>158,324</u>	<u>180,043</u>	<u>102,037</u>	<u>11,237</u>	-
<u>CONTINENTAL - TOTAL</u>	<u>479,164</u>	<u>38,803</u>	<u>47,280</u>	<u>92,829</u>	<u>107,052</u>	<u>114,948</u>	<u>70,470</u>	<u>7,782</u>	-
Air Defense Command	84,138	4,766	7,011	15,424	19,715	23,583	12,119	1,520	-
Air Finance Division	2	-	1	1	-	-	-	-	-
Air Materiel Command	9,863	900	1,079	2,489	2,214	1,741	1,308	132	-
Air Proving Ground Command	7,215	609	652	1,363	1,672	1,762	1,034	123	-
Air Research and Development Command	11,225	1,238	1,370	2,355	2,663	2,045	1,394	160	-
Air Training Command	77,766	7,985	10,458	16,099	17,007	14,953	10,218	1,046	-
Air University	4,278	852	664	1,087	719	563	360	33	-
Continental Air Command	12,867	1,701	1,714	3,188	2,723	2,030	1,355	156	-
Headquarters Command, USAF	9,297	1,109	1,190	2,200	2,143	1,693	886	76	-
Headquarters, USAF	-	-	-	-	-	-	-	-	-
Military Air Transport Service	47,116	4,040	5,314	10,300	8,753	10,411	7,694	604	-
Strategic Air Command	151,839	11,804	12,219	26,575	34,341	40,239	23,890	2,771	-
Tactical Air Command	59,153	3,464	5,102	10,850	13,556	15,025	10,004	1,152	-
USAF Academy	787	65	95	213	239	141	31	3	-
USAF Security Service	3,618	270	411	685	1,307	762	177	6	-
<u>OVERSEAS - TOTAL</u>	<u>230,593</u>	<u>15,688</u>	<u>20,683</u>	<u>42,833</u>	<u>51,272</u>	<u>65,095</u>	<u>31,567</u>	<u>3,455</u>	-
Air Defense Atlantic	3,671	201	322	521	772	1,037	778	40	-
Air Materiel Command	12,478	1,076	1,407	2,353	2,946	3,280	1,202	214	-
Air Research and Development Command	221	18	22	45	53	55	28	-	-
Alaskan Air Command	15,660	852	1,295	2,645	3,395	4,486	2,736	251	-
Caribbean Air Command	1,038	194	215	220	152	161	77	19	-
Far East Air Force	51,806	3,028	4,353	9,069	10,811	14,736	8,831	978	-
Headquarters Command, USAF	3,265	682	570	971	563	431	41	7	-
Headquarters Sixteenth Air Force	1,661	176	246	578	378	229	48	6	-
Military Air Transport Service	32,212	2,426	3,170	5,285	5,700	9,725	5,511	395	-
Strategic Air Command	26,430	1,954	2,198	6,209	5,864	7,085	2,804	316	-
US Air Force, Europe	70,559	4,645	6,222	13,579	17,290	19,139	8,543	1,141	-
USAF Security Service	11,592	436	663	1,358	3,348	4,731	968	88	-
<u>PIPELINE - TOTAL</u>	<u>69,011</u>	<u>972</u>	<u>1,671</u>	<u>3,069</u>	<u>3,047</u>	<u>6,736</u>	<u>28,895</u>	<u>22,419</u>	<u>2,202</u>
Aviation Students	59	-	9	50	-	-	-	-	-
Other Students	55,423	213	714	955	635	3,320	25,839	21,545	2,202
Transients and Patients	13,529	759	948	2,064	2,412	3,416	3,056	874	-

Source: Personnel Statistics Division, Directorate of Statistical Services, DCS/Comptroller.

TABLE 146 - SUMMARY - COMMAND STRENGTH BY TYPE, BY PERSONNEL IDENTITY - FY 1948 - FY 1957

END OF FISCAL YEAR	TOTAL a/	OFFICER			WARRANT OFFICER		AVIATION CADET AND AVIATION STUDENT	ENLISTED	
		Male	WAF	AFNC and MSC	Male	Female		Male	Female
FISCAL YEAR SUMMARIES									
WORLDWIDE									
30 June 1948	387,730	46,986	158	565	1,238	10	1,338	336,002	1,433
30 June 1949	419,347	54,808	262	703	2,070	8	1,860	357,289	2,347
30 June 1950	411,277	53,389	303	1,222	2,085	7	2,186	348,303	3,782
30 June 1951	788,381	101,715	480	2,248	2,649	7	2,476	671,292	7,514
30 June 1952	973,474	120,418	942	2,879	4,156	6	6,782	827,348	10,943
30 June 1953	977,593	122,636	1,023	3,110	3,994	6	9,157	825,888	11,779
30 June 1954	947,918	122,514	789	2,764	3,680	5	9,072	799,366	9,728
30 June 1955	959,946	130,108	704	2,371	3,961	5	4,384	810,131	8,282
30 June 1956	909,695	134,776	634	2,696	3,983	4	3,061	756,688	7,853
30 June 1957	919,331	132,327	630	3,065	4,536	5	2,261	769,049	7,458
CONTINENTAL US b/									
30 June 1948	268,896	34,089	115	471	882	9	1,338	230,837	1,155
30 June 1949	293,870	40,140	198	570	1,618	7	1,860	247,302	2,175
30 June 1950	317,816	42,457	233	914	1,659	6	2,186	266,777	3,584
30 June 1951	628,954	82,379	392	1,776	1,927	4	2,476	532,581	7,219
30 June 1952	723,163	91,653	815	2,237	3,155	4	6,782	607,984	10,533
30 June 1953	681,978	91,289	792	2,302	2,818	3	9,157	565,048	10,569
30 June 1954	673,321	91,224	520	1,978	2,501	2	9,072	559,432	8,592
30 June 1955	697,801	98,995	423	1,603	2,882	5	4,384	582,019	7,490
30 June 1956	652,180	104,434	389	1,849	2,882	4	3,061	532,584	6,979
30 June 1957	656,747	102,827	431	2,199	3,111	4	2,261	539,248	6,666
OVERSEAS									
30 June 1948	118,834	12,897	43	94	356	1	-	105,165	278
30 June 1949	125,477	14,668	64	133	452	1	-	109,987	172
30 June 1950	93,461	10,932	70	308	426	1	-	81,526	198
30 June 1951	159,427	19,136	88	472	722	3	-	138,711	295
30 June 1952	250,311	28,765	127	642	1,001	2	-	219,364	410
30 June 1953	295,615	31,347	231	808	1,176	3	-	260,840	1,210
30 June 1954	274,597	31,290	269	786	1,179	3	-	239,934	1,136
30 June 1955	262,145	31,113	281	768	1,079	-	-	228,112	792
30 June 1956	257,515	30,342	245	847	1,103	-	-	224,104	874
30 June 1957	262,584	29,500	199	866	1,425	1	-	229,801	792

TABLE 146 - SUMMARY - COMMAND STRENGTH BY TYPE, BY PERSONNEL IDENTITY - FY 1948 THROUGH FY 1957

(CONTINUED)

END OF MONTH	TOTAL a/	OFFICER			WARRANT OFFICER		AVIATION CADET AND AVIATION STUDENT	AIRMAN	
		Male	WAF	AFNC and MSC	Male	Female		Male	Female
FY 1957									
WORLDWIDE									
FY 1957									
July (1956)	908,447	134,435	624	2,701	3,950	4	3,095	755,689	7,949
August	908,442	134,270	629	2,752	3,946	4	3,128	755,709	8,004
September	910,962	134,039	612	2,766	3,929	4	3,036	758,493	8,083
October	915,419	133,893	638	2,800	3,902	4	2,884	763,115	8,183
November	917,744	133,736	605	2,919	3,893	4	2,853	765,480	8,254
December	914,073	133,851	596	2,896	3,949	4	2,718	761,953	8,106
January (1957)	917,876	134,170	619	2,994	4,217	5	2,778	765,096	7,997
February	914,787	133,493	613	3,014	4,537	5	2,791	762,448	7,886
March	913,670	133,216	618	3,039	4,572	5	2,646	761,832	7,742
April	914,301	133,180	636	3,046	4,560	5	2,536	762,695	7,643
May	915,942	132,734	634	3,077	4,551	5	2,371	765,022	7,548
June	919,331	132,327	630	3,065	4,536	5	2,261	769,049	7,458
CONTINENTAL US									
FY 1957									
July (1956)	653,306	104,796	380	1,844	2,865	4	3,095	533,236	7,086
August	654,738	104,712	388	1,884	2,855	4	3,128	534,606	7,161
September	656,630	104,627	373	1,898	2,824	4	3,036	536,669	7,199
October	659,723	104,256	385	1,940	2,808	4	2,884	540,150	7,296
November	661,346	103,966	372	2,055	2,792	4	2,853	541,909	7,395
December	658,081	104,027	374	2,034	2,833	4	2,718	538,842	7,249
January (1957)	664,892	104,585	395	2,161	3,034	4	2,778	544,777	7,158
February	657,733	103,710	396	2,193	3,199	4	2,791	538,316	7,064
March	654,896	103,512	409	2,198	3,191	4	2,646	536,014	6,922
April	653,004	103,408	422	2,195	3,151	4	2,536	534,459	6,829
May	653,120	102,874	430	2,222	3,139	4	2,371	535,334	6,746
June	656,747	102,827	431	2,199	3,111	4	2,261	539,248	6,666
OVERSEAS									
FY 1957									
July (1956)	255,141	29,639	244	857	1,085	-	-	222,453	863
August	253,704	29,558	241	868	1,091	-	-	221,103	843
September	254,332	29,412	239	868	1,105	-	-	221,824	884
October	255,696	29,637	253	860	1,094	-	-	222,965	887
November	256,398	29,770	233	864	1,101	-	-	223,571	859
December	255,992	29,824	222	862	1,116	-	-	223,111	857
January (1957)	252,984	29,585	224	833	1,183	1	-	220,319	839
February	257,054	29,783	217	821	1,338	1	-	224,072	822
March	258,774	29,704	209	841	1,381	1	-	225,818	820
April	261,297	29,772	214	851	1,409	1	-	228,236	814
May	262,822	29,860	204	855	1,412	1	-	229,688	802
June	262,584	29,500	199	866	1,425	1	-	229,801	792

(CONTINUED)

TABLE 146 - SUMMARY - COMMAND STRENGTH BY TYPE, BY PERSONNEL IDENTITY -
FY 1948 THROUGH FY 1957 (CONTINUED)

END OF MONTH	TOTAL	OFFICER			WARRANT OFFICER		AVIATION CADET AND AVIATION STUDENT	AIRMAN	
		Male	WAF	AFNC and MSC	Male	Female		Male	Female
CONTINENTAL US (PERMANENT PARTY)									
AIR DEFENSE COMMAND									
FY 1957									
July (1956)	86,923	10,261	67	57	275	-	-	75,011	1,252
August	87,706	10,303	63	58	275	-	-	75,761	1,246
September	88,527	10,435	61	57	273	-	-	76,479	1,222
October	90,189	10,581	64	52	274	-	-	78,021	1,197
November	91,377	10,796	64	53	270	-	-	78,987	1,207
December	91,836	11,004	63	53	275	-	-	79,260	1,181
January (1957)	92,534	11,191	64	57	305	-	-	79,722	1,195
February	91,868	11,244	63	58	378	-	-	78,857	1,268
March	91,530	11,230	64	55	401	-	-	78,454	1,326
April	92,088	11,281	65	52	418	-	-	78,879	1,393
May	94,059	11,326	69	54	426	-	-	80,817	1,367
June	96,064	11,373	70	54	429	-	-	82,809	1,329
AIR FORCE FINANCE DIVISION									
FY 1957									
July (1956)	53	50	-	-	1	-	-	2	-
August	53	50	-	-	1	-	-	2	-
September	49	46	-	-	1	-	-	2	-
October	50	47	-	-	1	-	-	2	-
November	50	46	1	-	1	-	-	2	-
December	49	45	1	-	1	-	-	2	-
January (1957)	50	46	1	-	1	-	-	2	-
February	51	47	1	-	1	-	-	2	-
March	52	48	1	-	1	-	-	2	-
April	52	48	1	-	1	-	-	2	-
May	52	48	1	-	1	-	-	2	-
June	51	47	1	-	1	-	-	2	-
AIR FORCE TRANSIENTS AND PATIENTS ^{e/}									
FY 1957									
July (1956)	20,560	2,017	15	57	82	-	-	18,237	152
August	22,334	2,057	18	45	81	-	-	19,961	172
September	19,751	1,828	13	48	61	-	-	17,665	136
October	15,585	1,485	18	34	50	-	-	13,950	48
November	15,334	1,340	9	47	46	-	-	13,835	57
December	12,254	1,115	10	20	38	-	-	11,019	52
January (1957)	17,130	1,463	9	43	54	-	-	15,509	52
February	14,191	921	15	48	50	-	-	13,100	57
March	15,997	1,237	29	46	43	-	-	14,599	43
April	16,374	1,178	13	53	50	-	-	15,034	46
May	14,129	1,322	14	59	55	-	-	12,645	34
June	15,403	1,753	18	46	57	-	-	13,485	44
AIR MATERIEL COMMAND									
FY 1957									
July (1956)	14,995	3,533	9	83	146	-	-	11,224	-
August	14,717	3,491	8	95	143	-	-	10,980	-
September	14,385	3,489	8	93	145	-	-	10,650	-
October	14,253	3,464	8	95	145	-	-	10,541	-
November	14,094	3,433	8	100	143	-	-	10,409	1
December	14,053	3,395	8	101	143	-	-	10,406	-
January (1957)	13,902	3,354	8	110	141	-	-	10,289	-
February	13,617	3,314	8	113	139	-	-	10,043	-
March	13,393	3,275	8	119	134	-	-	9,857	-
April	13,418	3,263	8	122	129	-	-	9,896	-
May	13,395	3,227	9	119	132	-	-	9,908	-
June	13,303	3,190	8	118	124	-	-	9,863	-

(CONTINENTAL US - CONTINUED)

TABLE 146 - SUMMARY - COMMAND STRENGTH BY TYPE, BY PERSONNEL IDENTITY -
FY 1948 THROUGH FY 1957 (CONTINUED)

END OF MONTH	TOTAL	OFFICER			WARRANT OFFICER		AVIATION CADET AND AVIATION STUDENT	AIRMAN	
		Male	WAF	AFPC and MSC	Male	Female		Male	Female
AIR PROVING GROUND COMMAND									
<u>FY 1957</u>									
July (1956)	8,145	859	5	42	35	-	-	6,631	573
August	8,151	851	5	40	35	-	-	6,667	553
September	8,146	850	4	40	37	-	-	6,663	552
October	8,190	858	5	41	37	-	-	6,678	571
November	8,216	877	5	42	36	-	-	6,681	575
December	8,196	873	5	42	35	-	-	6,668	573
January (1957)	8,237	874	6	47	50	-	-	6,690	570
February	8,213	874	7	47	48	-	-	6,691	546
March	8,193	868	7	45	47	-	-	6,710	516
April	8,136	862	8	48	41	-	-	6,687	490
May	8,212	862	8	48	38	-	-	6,801	455
June	8,154	847	6	48	38	-	-	6,803	412
AIR RESEARCH AND DEVELOPMENT COMMAND									
<u>FY 1957</u>									
July (1956)	17,646	5,112	22	41	136	-	-	12,335	-
August	17,174	5,059	20	43	130	-	-	11,922	-
September	16,765	4,993	21	41	130	-	-	11,580	-
October	16,539	5,039	21	42	131	-	-	11,306	-
November	16,323	5,027	21	44	131	-	-	11,100	-
December	16,221	5,028	22	44	131	-	-	10,996	-
January (1957)	16,215	5,017	22	43	143	-	-	10,990	-
February	16,197	5,036	23	42	145	-	-	10,951	-
March	15,912	4,930	23	43	145	-	-	10,771	-
April	15,941	4,930	23	42	142	-	-	10,804	-
May	16,177	4,880	23	42	139	-	-	11,093	-
June	16,167	4,742	22	43	135	-	-	11,225	-
AIR TRAINING COMMAND									
<u>FY 1957</u>									
July (1956)	98,012	14,737	93	669	551	1	-	80,723	1,238
August	96,837	14,598	91	694	545	1	-	79,683	1,225
September	95,687	14,520	88	677	539	1	-	78,665	1,197
October	95,180	14,414	91	709	523	1	-	78,263	1,179
November	95,665	14,257	85	765	516	1	-	78,876	1,165
December	96,343	14,172	83	754	528	1	-	79,647	1,158
January (1957)	94,730	13,775	80	707	563	1	-	78,488	1,116
February	94,365	13,648	80	719	577	1	-	78,215	1,125
March	93,899	13,463	76	734	569	1	-	77,911	1,145
April	92,777	13,228	83	729	533	1	-	77,021	1,182
May	92,882	13,111	86	739	526	1	-	77,224	1,195
June	91,950	12,839	81	747	516	1	-	76,580	1,186
AIR UNIVERSITY									
<u>FY 1957</u>									
July (1956)	7,457	2,774	7	78	55	-	-	4,402	141
August	7,064	2,533	14	75	52	-	-	4,261	129
September	6,984	2,465	17	73	50	-	-	4,248	131
October	6,945	2,453	19	73	51	-	-	4,216	133
November	6,995	2,436	18	79	51	-	-	4,281	130
December	6,993	2,430	17	79	51	-	-	4,288	128
January (1957)	6,996	2,418	18	75	52	-	-	4,314	119
February	6,976	2,407	18	81	55	-	-	4,297	118
March	6,875	2,384	17	80	55	-	-	4,221	118
April	6,801	2,400	17	84	55	-	-	4,136	109
May	6,848	2,427	17	92	53	-	-	4,152	107
June	7,044	2,602	17	94	53	-	-	4,168	110

TABLE 146 - SUMMARY - COMMAND STRENGTH BY TYPE, BY PERSONNEL IDENTITY -
FY 1948 THROUGH FY 1957 (Continued)

END OF MONTH	TOTAL	OFFICER			WARRANT OFFICER		AVIATION CADET AND AVIATION STUDENT	AIRMAN	
		Male	WAF	AFWC and MSC	Male	Female		Male	Female
CONTINENTAL AIR COMMAND									
FY 1957									
July (1956)	14,860	2,502	23	30	103	1	-	12,067	134
August	14,757	2,469	27	30	103	1	-	11,996	131
September	14,473	2,445	22	31	98	1	-	11,753	123
October	14,405	2,416	22	31	96	1	-	11,721	118
November	14,334	2,402	22	33	96	1	-	11,657	123
December	14,305	2,384	22	39	96	1	-	11,641	122
January (1957)	16,165	2,576	27	144	115	1	-	13,119	183
February	15,987	2,607	20	144	119	1	-	12,910	186
March	15,709	2,556	26	140	109	1	-	12,696	181
April	15,571	2,546	27	141	101	1	-	12,579	176
May	15,657	2,543	24	136	94	1	-	12,685	174
June	15,640	2,523	24	135	90	1	-	12,693	174
HEADQUARTERS COMMAND, USAP									
FY 1957									
July (1956)	12,792	3,322	11	29	173	1	-	9,196	60
August	12,650	3,309	11	30	164	1	-	9,077	58
September	12,601	3,328	10	25	165	1	-	9,014	58
October	12,578	3,339	9	31	161	1	-	8,976	61
November	12,658	3,356	11	33	161	1	-	9,034	62
December	12,670	3,356	12	33	163	1	-	9,039	66
January (1957)	12,872	3,370	11	32	176	1	-	9,216	66
February	12,914	3,366	11	34	179	1	-	9,256	67
March	12,888	3,326	11	32	183	1	-	9,268	67
April	12,798	3,331	11	32	183	1	-	9,174	66
May	12,821	3,241	11	32	183	1	-	9,284	69
June	12,705	3,180	12	32	183	1	-	9,231	66
HEADQUARTERS USAF									
FY 1957									
July (1956)	3,258	3,161	24	8	65	-	-	-	-
August	3,176	3,085	22	7	62	-	-	-	-
September	3,124	3,034	22	7	61	-	-	-	-
October	3,115	3,027	22	7	59	-	-	-	-
November	3,125	3,036	22	7	60	-	-	-	-
December	3,135	3,046	22	6	61	-	-	-	-
January (1957)	3,140	3,051	21	6	62	-	-	-	-
February	3,131	3,041	21	6	63	-	-	-	-
March	3,127	3,036	21	7	63	-	-	-	-
April	3,141	3,050	21	7	63	-	-	-	-
May	3,151	3,059	21	7	64	-	-	-	-
June	3,192	3,101	21	7	63	-	-	-	-
MILITARY AIR TRANSPORT SERVICE									
FY 1957									
July (1956)	51,444	7,744	33	111	391	1	-	42,171	993
August	51,966	7,792	32	109	388	1	-	42,607	1,037
September	52,051	7,718	28	108	389	1	-	42,704	1,103
October	52,193	7,788	30	110	397	1	-	42,717	1,150
November	52,527	7,885	32	107	401	1	-	42,861	1,240
December	52,612	7,925	34	110	412	1	-	42,848	1,282
January (1957)	52,663	7,901	35	108	430	1	-	42,810	1,378
February	52,865	7,916	35	108	455	1	-	42,843	1,507
March	52,927	7,889	35	108	445	1	-	42,852	1,597
April	53,176	7,878	39	109	430	1	-	43,088	1,631
May	54,368	7,850	39	113	407	1	-	44,244	1,714
June	55,534	7,863	38	111	405	1	-	45,381	1,735

(CONTINENTAL US - CONTINUED)

TABLE 146 - SUMMARY - COMMAND STRENGTH BY TYPE, BY PERSONNEL IDENTITY -
FY 1948 THROUGH FY 1957 (CONTINUED)

END OF MONTH	TOTAL	OFFICER			WARRANT OFFICER		AVIATION CADET AND AVIATION STUDENT	AIRMAN	
		Male	WAF	AFWC and MSC	Male	Female		Male	Female
STRATEGIC AIR COMMAND									
FY 1957									
July (1956)	171,057	24,745	45	487	608	-	-	144,239	933
August	171,711	24,781	49	504	630	-	-	144,802	945
September	171,892	24,874	48	529	624	-	-	144,885	932
October	174,186	25,102	49	546	625	-	-	146,910	954
November	175,570	25,211	49	572	622	-	-	148,180	936
December	176,682	25,303	51	580	637	-	-	149,205	906
January (1957)	178,683	25,302	51	586	676	-	-	151,097	971
February	178,819	25,458	53	597	692	-	-	151,023	996
March	177,262	25,507	51	595	684	-	-	149,412	1,013
April	176,454	25,655	53	578	663	-	-	148,418	1,087
May	178,543	25,673	58	575	657	-	-	150,521	1,059
June	178,673	25,576	64	552	642	-	-	150,817	1,022
STUDENTS									
FY 1957									
July (1956)	89,554	16,367	16	35	18	-	3,095	68,413	1,610
August	88,743	16,836	18	35	17	-	3,128	67,044	1,665
September	93,779	17,207	21	49	14	-	3,036	71,707	1,745
October	96,393	16,853	17	52	16	-	2,884	74,686	1,885
November	94,498	16,427	16	49	14	-	2,853	73,240	1,899
December	89,909	16,359	15	48	14	-	2,718	68,974	1,781
January (1957)	86,635	16,523	34	62	13	-	2,778	65,717	1,508
February	82,475	15,989	32	57	11	-	2,791	62,401	1,194
March	79,920	15,941	31	57	13	-	2,646	60,316	916
April	75,499	15,721	44	50	14	-	2,536	56,485	649
May	71,103	15,306	37	51	15	-	2,371	52,751	572
June	70,835	15,245	38	50	20	-	2,261	52,633	588
TACTICAL AIR COMMAND									
FY 1957									
July (1956)	51,373	6,601	8	117	189	-	-	44,458	-
August	52,588	6,516	7	119	191	-	-	45,755	-
September	53,499	6,404	7	120	196	-	-	46,772	-
October	55,043	6,416	7	117	201	-	-	48,302	-
November	55,687	6,465	6	124	204	-	-	48,888	-
December	57,870	6,610	6	125	206	-	-	50,923	-
January (1957)	59,846	6,721	5	141	210	-	-	52,769	-
February	60,892	6,817	6	139	244	-	-	53,686	-
March	61,992	6,803	6	137	255	-	-	54,791	-
April	65,506	7,017	6	148	285	-	-	58,050	-
May	66,347	6,974	8	155	302	-	-	58,908	-
June	66,555	6,928	6	162	306	-	-	59,153	-
US AIR FORCE ACADEMY									
FY 1957									
July (1956)	791	352	-	-	8	-	-	431	-
August	836	351	-	-	8	-	-	477	-
September	876	370	-	-	9	-	-	497	-
October	885	365	-	-	9	-	-	511	-
November	888	362	-	-	9	-	-	517	-
December	899	369	-	-	9	-	-	521	-
January (1957)	925	374	-	-	9	-	-	542	-
February	974	385	-	-	10	-	-	579	-
March	1,014	388	-	-	10	-	-	616	-
April	1,078	401	-	-	10	-	-	667	-
May	1,149	408	1	-	11	-	-	729	-
June	1,222	421	1	-	13	-	-	787	-

(CONTINENTAL US - CONTINUED)

TABLE 146 - SUMMARY - COMMAND STRENGTH BY TYPE, BY PERSONNEL IDENTITY -
FY 1948 THROUGH FY 1957 (CONTINUED)

END OF MONTH	TOTAL	OFFICER			WARRANT OFFICER		AVIATION CADET AND AVIATION STUDENT	AIRMAN	
		Male	WAF	AFWC and MSC	Male	Female		Male	Female
US SECURITY SERVICE									
FY 1957									
July (1956)	4,386	659	2	-	29	-	-	3,696	-
August	4,275	631	3	-	30	-	-	3,611	-
September	4,041	621	3	-	32	-	-	3,385	-
October	3,994	609	3	-	32	-	-	3,350	-
November	4,005	610	3	-	31	-	-	3,361	-
December	4,054	613	3	-	33	-	-	3,405	-
January (1957)	4,169	629	3	-	34	-	-	3,503	-
February	4,198	640	3	-	33	-	-	3,522	-
March	4,206	631	3	-	34	-	-	3,538	-
April	4,194	619	3	-	33	-	-	3,539	-
May	4,227	617	4	-	36	-	-	3,570	-
June	4,255	597	4	-	36	-	-	3,618	-
-OVERSEAS (PERMANENT PARTY)									
AIR DEFENSE ATLANTIC									
FY 1957									
July (1956)	-	-	-	-	-	-	-	-	-
August	-	-	-	-	-	-	-	-	-
September	-	-	-	-	-	-	-	-	-
October	-	-	-	-	-	-	-	-	-
November	-	-	-	-	-	-	-	-	-
December	-	-	-	-	-	-	-	-	-
January (1957)	-	-	-	-	-	-	-	-	-
February	-	-	-	-	-	-	-	-	-
March	-	-	-	-	-	-	-	-	-
April	4,428	659	3	10	17	-	-	3,739	-
May	4,422	684	2	10	16	-	-	3,710	-
June	4,353	657	2	11	12	-	-	3,671	-
-AIR MATERIEL COMMAND									
FY 1957									
July (1956)	16,407	1,441	29	-	87	-	-	14,744	106
August	16,068	1,437	27	-	88	-	-	14,413	103
September	15,771	1,435	26	-	91	-	-	14,117	102
October	15,446	1,450	26	-	88	-	-	13,789	93
November	15,413	1,478	26	-	89	-	-	13,734	86
December	15,140	1,473	24	-	90	-	-	13,467	86
January (1957)	14,492	1,375	24	-	94	-	-	12,915	84
February	14,560	1,377	23	-	102	-	-	12,977	81
March	14,466	1,373	22	-	102	-	-	12,911	58
April	14,059	1,359	20	-	102	-	-	12,533	45
May	13,636	1,343	19	-	101	-	-	12,138	35
June	13,911	1,315	17	-	101	-	-	12,450	28
AIR RESEARCH AND DEVELOPMENT COMMAND									
FY 1957									
July (1956)	597	57	-	-	2	-	-	538	-
August	586	58	-	-	2	-	-	526	-
September	540	60	-	-	2	-	-	478	-
October	477	52	-	-	1	-	-	424	-
November	366	42	-	-	1	-	-	323	-
December	322	39	-	-	-	-	-	283	-
January (1957)	238	35	-	-	-	-	-	203	-
February	217	35	-	-	-	-	-	182	-
March	184	37	-	-	-	-	-	147	-
April	181	36	-	-	-	-	-	145	-
May	234	34	-	-	-	-	-	200	-
June	253	32	-	-	-	-	-	221	-

(OVERSEAS - CONTINUED)

TABLE 146 - SUMMARY - COMMAND STRENGTH BY TYPE, BY PERSONNEL IDENTITY -
FY 1948 THROUGH FY 1957 (CONTINUED)

END OF MONTH	TOTAL	OFFICER			WARRANT OFFICER		AVIATION CADET AND AVIATION STUDENT	AIRMAN	
		Male	WAF	AFPC and MSC	Male	Female		Male	Female
ALASKAN AIR COMMAND									
<u>FY 1957</u>									
July (1956)	16,084	1,633	9	77	49	-	-	14,314	2
August	15,953	1,631	8	79	50	-	-	14,183	2
September	16,202	1,637	9	81	49	-	-	14,424	2
October	16,250	1,644	6	80	49	-	-	14,469	2
November	16,054	1,663	7	77	50	-	-	14,255	2
December	16,056	1,677	7	78	53	-	-	14,239	2
January (1957)	16,040	1,700	10	78	58	-	-	14,192	2
February	16,267	1,687	8	79	74	-	-	14,417	2
March	16,718	1,683	5	86	74	-	-	14,868	2
April	17,298	1,670	8	81	70	-	-	15,467	2
May	17,636	1,677	11	77	71	-	-	15,799	1
June	17,464	1,650	9	75	70	-	-	15,658	2
CARIBBEAN AIR COMMAND									
<u>FY 1957</u>									
July (1956)	1,383	221	-	2	20	-	-	1,040	-
August	1,303	229	-	1	22	-	-	1,051	-
September	1,334	234	-	1	22	-	-	1,077	-
October	1,327	232	-	1	22	-	-	1,072	-
November	1,310	231	-	-	22	-	-	1,057	-
December	1,284	230	-	-	20	-	-	1,034	-
January (1957)	1,280	231	-	2	24	-	-	1,023	-
February	1,280	237	-	2	23	-	-	1,018	-
March	1,297	234	-	2	23	-	-	1,038	-
April	1,313	236	-	2	23	-	-	1,052	-
May	1,303	233	-	2	22	-	-	1,046	-
June	1,289	225	-	2	24	-	-	1,038	-
FAR EAST AIR FORCE d/									
<u>FY 1957</u>									
July (1956)	57,927	6,911	39	207	179	-	-	50,480	111
August	57,342	6,866	37	221	189	-	-	49,921	108
September	57,205	6,846	35	217	190	-	-	49,892	105
October	58,031	6,983	53	210	192	-	-	50,479	114
November	58,629	7,121	36	224	192	-	-	50,949	107
December	58,601	7,206	33	224	195	-	-	50,841	102
January (1957)	57,656	7,171	31	217	197	-	-	49,941	99
February	58,857	7,232	33	216	247	-	-	51,033	96
March	58,852	7,164	33	224	257	-	-	51,083	91
April	59,337	7,114	34	220	262	-	-	51,618	89
May	59,431	7,051	31	221	257	-	-	51,786	85
June	59,267	6,947	30	226	258	-	-	51,721	85
HEADQUARTERS COMMAND, USAF									
<u>FY 1957</u>									
July (1956)	5,006	1,815	6	-	81	-	-	3,049	55
August	5,020	1,821	5	-	82	-	-	3,061	51
September	4,982	1,802	5	-	82	-	-	3,042	51
October	5,040	1,805	5	-	83	-	-	3,097	50
November	5,033	1,802	5	-	82	-	-	3,096	48
December	4,960	1,791	4	-	80	-	-	3,035	50
January (1957)	4,882	1,762	4	-	83	1	-	2,985	47
February	4,891	1,772	4	-	89	1	-	2,977	48
March	4,915	1,786	4	-	90	1	-	2,986	48
April	5,104	1,807	5	-	91	1	-	3,152	48
May	5,232	1,894	5	-	93	1	-	3,189	50
June	5,291	1,926	5	-	94	1	-	3,217	48

(OVERSEAS - CONTINUED)

TABLE 146 - SUMMARY - COMMAND STRENGTH BY TYPE, BY PERSONNEL IDENTITY -
FY 1948 THROUGH FY 1957 (CONTINUED)

END OF MONTH	TOTAL	OFFICER			WARRANT OFFICER		AVIATION CADET AND AVIATION STUDENT	AIRMAN	
		Male	WAF	AFNC and MSC	Male	Female		Male	Female
HEADQUARTERS SIXTEENTH AIR FORCE e/									
FY 1957									
July (1956)	636	191	-	16	6	-	-	423	-
August	713	202	-	14	6	-	-	491	-
September	757	205	-	14	7	-	-	531	-
October	791	208	-	14	8	-	-	561	-
November	822	211	-	14	8	-	-	589	-
December	899	217	-	14	8	-	-	660	-
January (1957)	1,259	297	-	15	11	-	-	935	1
February	1,342	305	-	15	19	-	-	1,002	1
March	1,385	308	-	14	19	-	-	1,043	1
April	1,635	320	-	17	21	-	-	1,276	1
May	1,836	332	-	17	22	-	-	1,464	1
June	2,043	343	-	17	22	-	-	1,660	1
MILITARY AIR TRANSPORT SERVICE									
FY 1957									
July (1956)	34,090	4,232	25	50	262	-	-	29,430	91
August	34,478	4,206	23	50	257	-	-	29,847	95
September	35,031	4,135	24	49	263	-	-	30,463	97
October	35,190	4,064	25	50	256	-	-	30,700	95
November	35,121	3,955	24	51	256	-	-	30,753	82
December	35,243	3,929	23	51	261	-	-	30,899	80
January (1957)	34,802	3,911	22	48	277	-	-	30,466	78
February	35,699	3,977	22	47	310	-	-	31,265	78
March	36,087	3,998	23	51	324	-	-	31,612	79
April	36,655	4,035	22	49	321	-	-	32,145	83
May	36,947	4,044	21	51	322	-	-	32,426	83
June	36,516	3,911	19	51	323	-	-	32,131	81
NORTHEAST AIR COMMAND f/									
FY 1957									
July (1956)	12,950	1,373	8	40	31	-	-	11,498	-
August	12,897	1,404	8	38	25	-	-	11,422	-
September	12,923	1,387	9	45	27	-	-	11,455	-
October	12,821	1,379	9	40	27	-	-	11,366	-
November	12,542	1,381	9	40	29	-	-	11,083	-
December	12,436	1,383	8	41	30	-	-	10,974	-
January (1957)	11,982	1,338	7	40	32	-	-	10,565	-
February	12,509	1,350	7	37	34	-	-	11,081	-
March	13,134	1,286	5	30	41	-	-	11,772	-
April	-	-	-	-	-	-	-	-	-
May	-	-	-	-	-	-	-	-	-
June	-	-	-	-	-	-	-	-	-
STRATEGIC AIR COMMAND									
FY 1957									
July (1956)	21,288	1,900	10	59	91	-	-	19,165	63
August	21,022	1,894	15	52	91	-	-	18,909	61
September	20,893	1,851	15	53	93	-	-	18,798	83
October	20,938	1,846	17	56	91	-	-	18,844	84
November	21,179	1,855	15	52	95	-	-	19,075	87
December	21,130	1,865	15	52	106	-	-	19,002	90
January (1957)	20,963	1,847	15	46	117	-	-	18,848	90
February	21,255	1,874	14	47	123	-	-	19,110	87
March	21,076	1,874	14	48	122	-	-	18,934	84
April	29,220	2,476	16	80	145	-	-	26,424	79
May	29,192	2,500	14	80	143	-	-	26,379	76
June	29,167	2,502	21	76	138	-	-	26,357	73

(OVERSEAS - CONTINUED)

TABLE 146 - SUMMARY - COMMAND STRENGTH BY TYPE, BY PERSONNEL IDENTITY -
FY 1948 THROUGH FY 1957 (CONTINUED)

END OF MONTH	TOTAL	OFFICER			WARRANT OFFICER		AVIATION CADET AND AVIATION STUDENT	AIRMAN	
		Male	WAF	AFPC and MSC	Male	Female		Male	Female
US AIR FORCE, EUROPE									
<u>FY 1957</u>									
July (1956)	76,784	9,285	106	406	238	-	-	66,314	435
August	76,436	9,249	106	413	244	-	-	66,001	423
September	76,615	9,257	106	408	246	-	-	66,154	444
October	77,303	9,399	102	409	244	-	-	66,700	449
November	77,836	9,468	101	406	245	-	-	67,169	447
December	77,842	9,463	98	402	241	-	-	67,191	447
January (1957)	77,560	9,373	100	387	255	-	-	67,007	438
February	78,305	9,390	96	378	280	-	-	67,732	429
March	78,856	9,413	95	386	292	-	-	68,213	457
April	80,088	9,499	99	392	322	-	-	69,309	467
May	80,984	9,510	94	397	330	-	-	70,182	471
June	80,843	9,437	90	408	349	-	-	70,085	474
USAF SECURITY SERVICE									
<u>FY 1957</u>									
July (1956)	12,089	580	12	-	39	-	-	11,458	-
August	11,886	561	12	-	35	-	-	11,278	-
September	11,999	563	10	-	33	-	-	11,393	-
October	12,082	575	10	-	33	-	-	11,464	-
November	12,093	563	10	-	32	-	-	11,488	-
December	12,079	551	10	-	32	-	-	11,486	-
January (1957)	11,830	545	11	-	35	-	-	11,239	-
February	11,872	547	10	-	37	-	-	11,278	-
March	11,804	548	8	-	37	-	-	11,211	-
April	11,979	561	7	-	35	-	-	11,376	-
May	11,969	558	7	-	35	-	-	11,369	-
June	12,187	555	6	-	34	-	-	11,592	-

- a/ Worldwide totals exclude USAF Academy Cadets. For inclusion of USAF Academy Cadets, see table "Command Strength by Grade in Which Serving W/W - 1956 thru 1957."
b/ These data include all pipeline personnel assigned to USAF Continental US and Overseas.
c/ These data include all personnel assigned to USAF.
d/ Tactical Air Command under the Operational Control of Far East Air Force, was discontinued, 1 January 1957.
e/ Joint US Military Advisory Group, Spain redesignated Headquarters Sixteenth Air Force effective, 1 July 1956.
f/ NEAC, redesignated Air Defense Atlantic effective, 1 April 1957.

Source: Personnel Statistics Division, Directorate of Statistical Services, DCS/Comptroller.

TABLE 147 - COMMAND STRENGTH BY COMPONENT, BY DEPARTMENTAL STATUS -
30 JUNE 1948 THROUGH FY 1957 (CONTINUED)

BY GRADE AND DATE	30 September 1956					31 December 1956				
	TOTAL	REGULAR AIR FORCE	AIR FORCE RESERVE	ANG	AFUS	TOTAL	REGULAR AIR FORCE	AIR FORCE RESERVE	ANG	AFUS
W/W - TOTAL (Incl USAFA Cts)	911,515	796,657	110,319	3,422	1,117	914,598	800,113	110,789	2,579	1,117
USAFA CADETS - TOTAL	523	-	-	-	523	523	-	-	-	523
W/W - TOTAL (Excl USAFA Cts)	910,992	796,657	110,319	3,422	594	914,075	800,113	110,789	2,579	592
Officer and Warrant Officer - Total	141,350	27,828	109,546	3,412	564	141,296	28,145	110,074	2,573	504
Officer - Total	137,417	25,215	108,761	3,398	23	137,343	25,272	109,489	2,559	23
General - Total	409	397	8	4	-	433	421	8	4	-
General	8	-	-	-	-	8	-	-	-	-
Lieutenant General	22	22	-	-	-	23	23	-	-	-
Major General	133	128	3	2	-	159	153	4	2	-
Brigadier General	246	239	5	2	-	243	237	4	2	-
Colonel	4,586	4,013	556	17	-	4,549	3,958	573	18	-
Lieutenant Colonel	9,141	5,352	3,740	47	2	9,193	5,444	3,698	49	2
Major	21,687	6,538	15,003	142	4	21,844	6,537	15,163	142	2
Captain	39,772	5,001	34,390	372	9	40,274	5,242	34,655	366	11
First Lieutenant	40,124	3,196	34,676	2,247	5	40,913	2,837	36,260	1,814	2
Second Lieutenant	21,698	718	20,408	569	3	20,137	833	19,132	166	6
Warrant Officer - Total	3,233	2,613	765	14	541	3,953	2,873	585	14	481
Chief Warrant Officer, W-4	162	123	20	1	18	157	118	21	1	17
Chief Warrant Officer, W-3	729	556	117	-	56	738	626	58	-	54
Chief Warrant Officer, W-2	2,201	1,122	613	13	453	2,198	1,292	489	13	404
Warrant Officer, W-1	841	812	15	-	14	860	837	17	-	6
Airman - Total	766,659	765,876	773	10	-	770,146	769,337	715	6	88
Master Sergeant	54,913	54,558	353	2	-	55,614	55,252	362	-	-
Technical Sergeant	67,434	67,355	78	1	-	68,347	68,276	70	1	-
Staff Sergeant	130,246	129,955	268	3	-	134,965	134,721	244	-	-
Airman 1st Class	146,924	146,875	45	4	-	150,261	150,225	34	2	-
Airman 2nd Class	194,455	194,448	7	-	-	191,415	191,409	4	2	-
Airman 3rd Class	120,797	120,796	1	-	-	130,856	130,849	1	1	5
Basic Airman	51,890	51,889	1	-	-	38,688	38,605	83	-	83
Aviation Cadet - Total	2,923	2,923	-	-	-	2,631	2,631	-	-	-
	30 March 1957					30 June 1957				
W/W - TOTAL (Incl USAFA Cts)	914,173	799,511	111,651	1,814	1,197	919,835	804,957	112,837	887	1,154
USAFA CADETS - TOTAL	503	-	-	-	503	504	-	-	-	504
W/W - TOTAL (Excl USAFA Cts)	913,670	799,511	111,651	1,814	694	919,331	804,957	112,837	887	650
Officer and Warrant Officer - Total	141,450	28,102	111,042	1,803	503	140,563	28,401	110,844	874	444
Officer - Total	136,873	25,162	109,901	1,789	21	136,022	25,497	109,644	870	11
General - Total	420	408	8	4	-	414	403	7	4	-
General	8	-	-	-	-	8	-	-	-	-
Lieutenant General	23	23	-	-	-	23	23	-	-	-
Major General	152	146	4	2	-	150	144	4	2	-
Brigadier General	237	231	4	2	-	233	228	3	2	-
Colonel	4,706	4,101	584	21	-	4,732	4,130	581	21	-
Lieutenant Colonel	9,439	5,494	3,892	50	3	9,638	5,581	4,005	51	1
Major	22,255	6,450	15,667	135	3	22,392	6,492	15,770	128	2
Captain	40,667	5,344	34,973	341	9	41,820	5,298	36,220	297	5
First Lieutenant	41,212	2,817	37,196	1,195	4	42,575	2,774	39,471	328	2
Second Lieutenant	18,174	548	17,581	43	2	14,451	819	13,590	41	1
Warrant Officer - Total	4,577	2,940	1,141	14	482	4,541	2,904	1,200	4	433
Chief Warrant Officer, W-4	148	117	14	1	16	169	140	15	-	14
Chief Warrant Officer, W-3	754	562	137	-	55	779	647	83	-	49
Chief Warrant Officer, W-2	2,499	1,264	821	13	401	2,570	1,179	1,028	4	359
Warrant Officer, W-1	1,176	997	169	-	10	1,023	938	74	-	11
Airman - Total	769,656	768,845	609	11	191	776,566	774,354	1,993	13	206
Master Sergeant	55,334	55,087	245	2	-	55,463	55,256	206	1	-
Technical Sergeant	68,950	68,877	73	-	-	69,634	69,365	268	1	-
Staff Sergeant	135,494	135,251	242	1	-	138,731	137,599	1,131	1	-
Airman 1st Class	150,455	150,410	43	2	-	161,371	161,010	357	4	-
Airman 2nd Class	190,315	190,309	4	2	-	186,779	186,758	20	1	-
Airman 3rd Class	128,777	128,736	1	4	36	130,932	130,886	4	5	37
Basic Airman	40,331	40,175	1	-	155	33,656	33,480	7	-	169
Aviation Cadet - Total	2,564	2,564	-	-	-	2,202	2,202	-	-	-

a/ Enlisted personnel breakout by Departmental Status and Component not available.
b/ SCARWAF personnel included in USAF total.
c/ Air Force Reserve and Org Reserve Corps includes Air Nat'l Guard and AFUS strength (breakout not available).
d/ Total includes 2,565 Distant Early Warning Project (DEW) personnel not distributed by component.
e/ Total includes 2,516 Distant Early Warning Project (DEW) personnel not distributed by component.
f/ As of 1 March 1956, SCARWAF personnel was returned to jurisdiction of the Army.
Source: Personnel Statistics Division, Directorate of Statistical Services, DCS/Comptroller.

TABLE 148 - SUMMARY-COMMAND STRENGTH BY GRADE IN WHICH SERVING BY DEPARTMENTAL STATUS, WORLDWIDE - FY 1949 THROUGH FY 1954

(For FY 1955 and FY 1956 Summaries of this table, see FY 1955 and FY 1956 "USAF Statistical Digests.")

GRADE IN WHICH SERVING	TOTAL	USAF	SCAR-WAF	TOTAL	USAF	SCAR-WAF	TOTAL	USAF	SCAR-WAF
	30 June 1949			30 June 1950			30 June 1951		
TOTAL	419,347	396,852	22,495	411,277	397,484	13,793	788,381	769,403	18,978
Officer and Warrant Officer - Total	57,851	53,849	4,002	57,006	56,257	749	107,099	106,245	854
Officer - Total	55,773	51,824	3,949	54,914	54,174	740	104,443	103,637	806
General - Total	207	207	-	227	227	-	285	285	-
General	4	4	-	3	3	-	4	4	-
Lieutenant General	12	12	-	14	14	-	17	17	-
Major General	84	84	-	93	93	-	105	105	-
Brigadier General	107	107	-	117	117	-	159	159	-
Colonel	1,894	1,763	131	1,847	1,833	14	2,936	2,925	11
Lieutenant Colonel	3,760	3,455	305	3,887	3,830	57	6,852	6,810	42
Major	7,054	6,499	555	7,601	7,540	61	13,969	13,872	97
Captain	18,900	17,251	1,649	17,521	17,295	226	37,042	36,749	293
First Lieutenant	21,050	19,810	1,240	19,267	18,930	337	28,900	28,607	293
Second Lieutenant	2,908	2,843	65	4,564	4,519	45	14,459	14,389	70
Warrant Officer - Total	2,078	2,025	53	2,092	2,083	9	2,656	2,608	48
Chief Warrant Officer, W-4	783	704	19	705	698	7	1,038	1,034	4
Chief Warrant Officer, W-3	a/	a/	a/	a/	a/	a/	a/	a/	a/
Chief Warrant Officer, W-2	a/	a/	a/	a/	a/	a/	a/	a/	a/
Warrant Officer, Junior Gr W-1	1,355	1,321	34	1,387	1,385	2	1,618	1,574	44
Enlisted - Total	359,636	341,143	18,493	352,085	339,041	13,044	678,806	660,682	18,124
Master Sergeant	21,118	20,833	285	21,361	21,173	188	37,713	37,362	351
Technical Sergeant and Sgt 1st Cl	25,571	24,992	579	27,701	27,304	397	46,064	45,317	747
Staff Sergeant and Sergeant	55,891	54,204	1,687	57,535	56,417	1,118	96,862	94,554	2,308
Airman 1st Class and Corporal	59,365	56,757	2,608	63,482	61,036	2,446	104,437	99,830	4,607
Airman 2nd Class and Pvt 1st Cl	67,604	63,116	4,488	76,935	71,348	5,587	108,586	103,206	5,380
Airman 3rd Class and Private 2	102,590	96,255	6,335	76,356	73,508	2,848	221,663	217,585	4,078
Basic Airman and Private 1	27,497	24,986	2,511	28,715	28,255	460	63,481	62,828	653
Aviation Cadet - Total	1,860	1,860	-	2,186	2,186	-	2,476	2,476	-
	30 June 1952			30 June 1953			30 June 1954		
TOTAL	973,474	943,411	30,063	977,593	947,730	29,863	947,918	923,659	24,259
Officer and Warrant Officer - Total	128,401	127,043	1,358	130,769	129,117	1,652	129,752	128,450	1,302
Officer - Total	124,239	123,096	1,143	126,769	125,333	1,436	126,067	124,995	1,072
General - Total	320	320	-	382	382	-	374	374	-
General	5	5	-	7	7	-	9	9	-
Lieutenant General	14	14	-	18	18	-	20	20	-
Major General	120	120	-	134	134	-	128	128	-
Brigadier General	181	181	-	223	223	-	217	217	-
Colonel	4,118	4,101	17	4,314	4,301	13	4,383	4,370	13
Lieutenant Colonel	8,437	8,387	50	8,324	8,270	54	8,293	8,231	62
Major	20,666	20,555	111	20,805	20,685	120	20,429	20,292	137
Captain	39,845	39,497	348	36,649	36,331	318	34,936	34,621	315
First Lieutenant	29,213	28,833	380	32,090	31,775	315	32,010	31,762	248
Second Lieutenant	21,640	21,403	237	24,205	23,589	616	25,642	25,345	297
Warrant Officer - Total	4,162	3,947	215	4,000	3,784	216	3,685	3,455	230
Chief Warrant Officer, W-4	1,441	1,424	17	139	136	3	148	145	3
Chief Warrant Officer, W-3	a/	a/	a/	397	385	12	438	421	17
Chief Warrant Officer, W-2	a/	a/	a/	1,275	1,244	31	1,510	1,434	76
Warrant Officer, Junior Gr W-1	2,781	2,523	158	2,189	2,019	170	1,589	1,455	134
Enlisted - Total	838,291	809,586	28,705	837,667	809,456	28,211	809,094	786,137	22,957
Master Sergeant	44,986	44,356	630	45,176	44,573	603	47,762	47,138	624
Technical Sergeant and Sgt 1st Cl	53,676	52,555	1,121	54,279	53,116	1,163	57,285	56,218	1,067
Staff Sergeant and Sergeant	126,219	122,316	3,903	131,342	128,816	2,526	129,662	127,494	2,168
Airman 1st Class and Corporal	158,712	148,985	9,727	171,893	165,267	6,626	167,191	162,051	5,140
Airman 2nd Class and Pvt 1st Cl	179,705	171,819	7,886	205,478	194,597	10,881	206,500	196,663	9,837
Airman 3rd Class and Private 2	225,388	220,410	4,978	200,638	194,461	6,177	154,585	150,624	3,961
Basic Airman and Private 1	49,605	49,145	460	28,861	28,626	235	46,109	45,949	160
Aviation Cadet - Total	6,782	6,782	-	2,157	2,157	-	2,072	2,072	-

a/ Not applicable prior to June 1953.

Source: Personnel Statistics Division, Directorate of Statistical Services, DCS/Comptroller.

TABLE 149 - SUMMARY - COMMAND STRENGTH OF AIR FORCE PIPELINE PERSONNEL
BY PIPELINE CATEGORY - 30 JUNE 1948 THROUGH FY 1957 (CONTINUED)

END OF MONTH	TOTAL	PIPELINE CATEGORY						Supple- men- tary Pilots
		Students a/	Transients				Patients	
			Fillers	Overseas Replacements	Returns	Separatees		
FISCAL YEAR 1957								
<u>July (1956) - Total</u>	<u>110,114</u>	<u>89,554</u>	<u>5,365</u>	<u>8,499</u>	<u>3,226</u>	<u>1,517</u>	<u>1,953</u>	-
Officers	18,607	16,436	23	1,139	568	130	311	-
Airman	91,507	73,118	5,342	7,360	2,658	1,387	1,642	-
<u>August - Total</u> . .	<u>111,077</u>	<u>88,743</u>	<u>7,172</u>	<u>8,604</u>	<u>3,073</u>	<u>1,499</u>	<u>1,986</u>	-
Officers	19,107	16,906	38	1,108	585	155	315	-
Airman	91,970	71,837	7,134	7,496	2,488	1,344	1,671	-
<u>September - Total</u>	<u>113,530</u>	<u>93,779</u>	<u>5,666</u>	<u>7,592</u>	<u>3,753</u>	<u>758</u>	<u>1,982</u>	-
Officers	19,241	17,291	152	987	388	118	305	-
Airman	94,289	76,488	5,514	6,605	3,365	640	1,677	-
<u>October - Total</u> . .	<u>111,978</u>	<u>96,393</u>	<u>2,599</u>	<u>6,017</u>	<u>4,399</u>	<u>655</u>	<u>1,915</u>	-
Officers	18,525	16,938	52	714	451	78	292	-
Airman	93,453	79,455	2,547	5,303	3,948	577	1,623	-
<u>November - Total</u> . .	<u>109,832</u>	<u>94,498</u>	<u>2,303</u>	<u>6,032</u>	<u>4,380</u>	<u>693</u>	<u>1,926</u>	-
Officers	17,948	16,506	39	659	397	59	288	-
Airman	91,884	77,992	2,264	5,373	3,983	634	1,638	-
<u>December - Total</u> . .	<u>102,163</u>	<u>89,909</u>	<u>2,171</u>	<u>2,972</u>	<u>4,080</u>	<u>1,048</u>	<u>1,983</u>	-
Officers	17,619	16,436	128	300	398	61	296	-
Airman	84,544	73,473	2,043	2,672	3,682	987	1,687	-
<u>January (1957) - Total</u>	<u>103,765</u>	<u>86,635</u>	<u>2,433</u>	<u>7,316</u>	<u>4,775</u>	<u>593</u>	<u>2,013</u>	-
Officers	18,201	16,632	86	581	546	53	303	-
Airman	85,564	70,003	2,347	6,735	4,229	540	1,710	-
<u>February - Total</u> . .	<u>96,666</u>	<u>82,475</u>	<u>2,253</u>	<u>5,861</u>	<u>3,333</u>	<u>673</u>	<u>2,071</u>	-
Officers	17,123	16,089	44	348	285	57	300	-
Airman	79,543	66,386	2,209	5,513	3,048	616	1,771	-
<u>March - Total</u>	<u>95,917</u>	<u>79,920</u>	<u>2,103</u>	<u>6,424</u>	<u>4,835</u>	<u>599</u>	<u>2,036</u>	-
Officers	17,397	16,042	153	454	401	57	290	-
Airman	78,520	63,878	1,950	5,970	4,434	542	1,746	-
<u>April - Total</u>	<u>91,873</u>	<u>75,499</u>	<u>2,076</u>	<u>6,784</u>	<u>4,919</u>	<u>537</u>	<u>2,058</u>	-
Officers	17,123	15,829	91	514	332	69	288	-
Airman	74,750	59,670	1,985	6,270	4,587	468	1,770	-
<u>May - Total</u>	<u>85,232</u>	<u>71,103</u>	<u>1,921</u>	<u>5,097</u>	<u>4,678</u>	<u>386</u>	<u>2,047</u>	-
Officers	16,859	15,409	23	636	409	95	287	-
Airman	68,373	55,694	1,898	4,461	4,269	291	1,760	-
<u>June - Total</u>	<u>86,238</u>	<u>70,835</u>	<u>2,050</u>	<u>5,682</u>	<u>5,020</u>	<u>717</u>	<u>1,934</u>	-
Officers	17,227	15,353	129	672	653	146	274	-
Airman	69,011	55,482	1,921	5,010	4,367	571	1,660	-

a/ Depot Level Trainees not applicable to FY - 1956 and FY-1957.

Source: Personnel Statistics Division, Directorate of Statistical Services, DCS/Comptroller.

TABLE 150 - SUMMARY - USAF REGULAR COMMISSIONED OFFICERS BY GRADE IN WHICH SERVING, BY CONTROL BRANCH - 30 JUN 1950 THROUGH 30 JUN 1957

CONTROL BRANCH	TOTAL	GENERAL	COLONEL	LIEUTENANT COLONEL	MAJOR	CAPTAIN	FIRST LIEUTENANT	SECOND LIEUTENANT
FISCAL YEAR SUMMARIES								
<u>30 JUNE (1950) - TOTAL</u>	<u>20,110</u>	<u>221</u>	<u>1,678</u>	<u>3,126</u>	<u>4,655</u>	<u>6,460</u>	<u>3,096</u>	<u>874</u>
Air Force Nurse	284	-	-	3	11	206	62	2
Chaplain	116	1	5	35	52	23	-	-
Dentist	189	1	12	61	53	58	4	-
Medical	442	8	81	101	107	130	15	-
Medical Service	151	-	1	15	52	72	11	-
Veterinary	41	-	2	4	27	8	-	-
Women's Medical Specialist	28	-	-	1	2	9	15	1
Women in the Air Force	196	-	-	8	88	76	24	-
All Other Air Force	18,663	211	1,577	2,898	4,263	5,878	2,965	871
<u>30 JUNE (1951) - TOTAL</u>	<u>21,052</u>	<u>257</u>	<u>2,455</u>	<u>4,154</u>	<u>5,433</u>	<u>5,754</u>	<u>2,048</u>	<u>951</u>
Air Force Nurse	419	-	-	5	36	323	54	1
Chaplain	130	1	10	44	57	15	3	-
Dentist	233	1	27	66	45	83	11	-
Medical	573	11	112	114	113	204	19	-
Medical Service	192	-	3	36	67	62	20	4
Veterinary	56	-	3	11	25	17	-	-
Women's Medical Specialist	36	-	-	1	2	15	17	1
Women in the Air Force	214	-	-	21	122	54	8	9
All Other Air Force	19,199	244	2,300	3,856	4,966	4,981	1,916	936
<u>30 JUNE (1952) - TOTAL</u>	<u>22,070</u>	<u>297</u>	<u>3,387</u>	<u>4,681</u>	<u>6,824</u>	<u>4,464</u>	<u>1,530</u>	<u>887</u>
Air Force Nurse	416	-	1	7	79	311	17	1
Chaplain	141	1	16	47	54	20	3	-
Dentist	262	-	50	69	94	42	7	-
Medical	677	13	140	124	232	158	10	-
Medical Service	245	-	11	57	108	39	22	8
Veterinary	57	-	4	26	19	6	2	-
Women's Medical Specialist	31	-	1	1	5	19	5	-
Women in the Air Force	193	-	-	37	118	30	7	1
All Other Air Force	20,048	283	3,164	4,313	6,115	3,839	1,457	877
<u>30 JUNE (1953) - TOTAL</u>	<u>22,829</u>	<u>364</u>	<u>3,675</u>	<u>4,824</u>	<u>6,878</u>	<u>4,119</u>	<u>2,223</u>	<u>746</u>
Air Force Nurse	387	-	1	13	106	258	9	-
Chaplain	150	1	18	49	52	28	2	-
Dentist	276	1	56	67	119	29	4	-
Medical	750	17	155	127	278	171	2	-
Medical Service	283	-	16	56	108	44	50	9
Veterinary	69	1	6	27	20	9	6	-
Women's Medical Specialist	27	-	1	1	6	14	5	-
Women in the Air Force	182	-	-	39	108	24	10	1
All Other Air Force	20,705	344	3,422	4,445	6,081	3,542	2,135	736
<u>30 JUNE (1954) - TOTAL</u>	<u>23,452</u>	<u>357</u>	<u>3,821</u>	<u>4,953</u>	<u>6,756</u>	<u>4,383</u>	<u>2,285</u>	<u>897</u>
Air Force Nurse	392	-	1	18	109	250	14	-
Chaplain	153	2	19	49	48	32	3	-
Dentist	277	1	57	65	109	41	4	-
Medical	747	17	158	115	254	181	22	-
Medical Service	300	-	19	57	107	49	68	-
Veterinary	72	1	7	26	20	18	-	-
Women's Medical Specialist	25	-	1	1	6	15	2	-
Women in the Air Force	178	-	1	42	100	20	15	-
All Other Air Force	21,308	336	3,558	4,580	6,003	3,777	2,157	897
<u>30 JUNE (1955) - TOTAL</u>	<u>23,990</u>	<u>383</u>	<u>3,956</u>	<u>5,129</u>	<u>6,630</u>	<u>4,605</u>	<u>2,524</u>	<u>763</u>
Air Force Nurse	389	-	1	17	112	234	24	1
Chaplain	154	2	19	49	48	33	3	-
Dentist	278	1	55	68	98	50	6	-
Medical	784	17	162	107	245	195	58	-
Medical Service	305	-	21	64	98	58	64	-
Veterinary	75	1	7	25	21	20	1	-
Women's Medical Specialist	23	-	1	1	5	15	1	-
Women in the Air Force	178	-	1	53	84	26	14	-
All Other Air Force	21,804	362	3,689	4,745	5,919	3,974	2,353	762

TABLE 150 - SUMMARY - USAF REGULAR COMMISSIONED OFFICERS BY GRADE IN WHICH SERVING, BY CONTROL BRANCH - 30 JUN 1950 THROUGH 30 JUN 1957 (CONTINUED)

CONTROL BRANCH	TOTAL	GENERAL	COLONEL	LIEUTENANT COLONEL	MAJOR	CAPTAIN	FIRST LIEUTENANT	SECOND LIEUTENANT	FISCAL YEAR 1957								
<u>30 SEPTEMBER (1956) - TOTAL</u>	<u>25,215</u>	<u>397</u>	<u>4,013</u>	<u>5,352</u>	<u>6,538</u>	<u>5,001</u>	<u>3,196</u>	<u>718</u>									
Air Force Nurse	395	-	1	18	118	231	27	-									
Chaplain	171	2	21	50	44	47	7	-									
Dentist	326	2	56	67	111	74	16	-									
Medical	962	16	169	117	245	246	169	-									
Medical Service	323	-	24	70	89	77	60	3									
Veterinary	85	1	9	25	21	26	3	-									
Women's Medical Specialist	24	-	1	-	6	13	4	-									
Women in the Air Force	168	-	1	60	66	25	16	-									
All other Air Force	22,761	376	3,731	4,945	5,838	4,262	2,894	715									
<u>31 DECEMBER - TOTAL</u>	<u>25,272</u>	<u>421</u>	<u>3,958</u>	<u>5,444</u>	<u>6,537</u>	<u>5,242</u>	<u>2,837</u>	<u>833</u>									
Air Force Nurse	395	-	1	18	144	207	25	-									
Chaplain	169	2	21	52	40	48	6	-									
Dentist	332	2	55	66	112	82	15	-									
Medical	1,006	18	167	117	240	436	28	-									
Medical Service	323	-	24	70	90	77	60	2									
Veterinary	85	1	9	27	19	26	3	-									
Women's Medical Specialist	24	-	1	-	6	13	4	-									
Women in the Air Force	167	-	1	59	67	24	16	-									
All Other Air Force	22,771	398	3,679	5,035	5,819	4,329	2,680	831									
<u>31 MARCH (1957) - TOTAL</u>	<u>25,162</u>	<u>408</u>	<u>4,101</u>	<u>5,494</u>	<u>6,450</u>	<u>5,344</u>	<u>2,818</u>	<u>547</u>									
Air Force Nurse	391	-	1	22	141	202	25	-									
Chaplain	167	2	22	50	39	50	4	-									
Dentist	334	2	55	63	115	82	17	-									
Medical	1,005	18	187	94	254	431	21	-									
Medical Service	320	-	29	70	85	96	39	1									
Veterinary	85	1	10	26	19	26	3	-									
Women's Medical Specialist	24	-	1	1	6	12	4	-									
Women in the Air Force	164	-	1	58	72	20	13	-									
All Other Air Force	22,672	385	3,795	5,110	5,719	4,425	2,692	546									
<u>30 JUNE - TOTAL</u>	<u>25,497</u>	<u>403</u>	<u>4,130</u>	<u>5,581</u>	<u>6,492</u>	<u>5,298</u>	<u>2,774</u>	<u>819</u>									
Air Force Nurse	387	-	1	22	141	203	20	-									
Chaplain	165	2	22	51	40	48	2	-									
Dentist	344	2	56	69	125	73	19	-									
Medical	1,049	18	183	132	258	436	22	-									
Medical Service	317	-	28	84	76	89	39	1									
Veterinary	86	1	10	28	23	23	1	-									
Women's Medical Specialist	24	-	1	1	8	12	2	-									
Women in the Air Force	164	-	1	58	71	23	11	-									
All Other Air Force	22,961	380	3,828	5,136	5,750	4,391	2,658	818									

Source: Personnel Statistics Division Directorate of Statistical Services, DCS/Comptroller.

TABLE 151 - USAF GENERAL OFFICERS BY PERMANENT GRADE, BY GRADE IN WHICH SERVING -
JUN 1952 THROUGH JUN 1957

END OF MONTH	Total b/	PERMANENT GRADE a/															
		Major General		Brigadier General				Colonel			Lieutenant Colonel						
		Grade in Which Serving															
		General	Lieutenant General	Major General	Brigadier General	General	Lieutenant General	Major General	Brigadier General	General	Lieutenant General	Major General	Brigadier General	General	Lieutenant General	Major General	Brigadier General
END OF FISCAL YEAR SUMMARIES																	
June 1952 . . .	297	5	14	32	-	-	-	57	17	-	-	25	144	-	-	1	2
June 1953 . . .	364	7	18	32	-	-	-	61	7	-	-	32	207	-	-	-	-
June 1954 . . .	357	9	18	34	-	-	2	63	6	-	-	23	202	-	-	-	-
June 1955 . . .	384	9	22	35	-	-	-	69	2	-	-	26	221	-	-	-	-
June 1956 . . .	409	8	21	42	-	-	-	70	7	-	-	25	236	-	-	-	-
FISCAL YEAR 1957																	
July (1956) . .	404	8	21	40	-	-	-	70	7	-	-	23	235	-	-	-	-
August	397	8	20	39	-	-	-	69	7	-	-	22	232	-	-	-	-
September . . .	397	8	22	37	-	-	-	69	7	-	-	22	232	-	-	-	-
October	423	8	22	45	-	-	-	82	9	-	-	30	227	-	-	-	-
November	419	8	23	44	-	-	-	81	9	-	-	29	225	-	-	-	-
December	421	8	23	43	-	-	-	81	9	-	-	29	228	-	-	-	-
January (1957)	421	8	23	43	-	-	-	81	9	-	-	29	228	-	-	-	-
February	410	8	22	41	-	-	-	78	9	-	-	30	222	-	-	-	-
March	407	8	22	39	-	-	-	78	9	-	-	29	222	-	-	-	-
April	407	8	22	39	-	-	-	78	9	-	-	29	222	-	-	-	-
May	404	8	22	39	-	-	-	77	8	-	-	29	221	-	-	-	-
June	402	8	22	39	-	-	-	76	7	-	-	29	221	-	-	-	-

a/ No General Officers on Active Duty in the USAF possess permanent grade of General or Lieutenant General.
b/ Regular Officers only.

Source: Personnel Statistics Division, Directorate of Statistical Services, DCS/Comptroller.

TABLE 152 - SUMMARY - DEPARTMENTAL STRENGTH OF FEMALE PERSONNEL -
30 JUN 1951 THROUGH 30 JUN 1957

GRADE	TOTAL	WOMEN	AIR	MEDICAL	TOTAL	WOMEN	AIR	MEDICAL	TOTAL	WOMEN	AIR	MEDICAL
		IN THE AIR FORCE	FORCE NURSE CORPS	SPECIAL- ISTS		IN THE AIR FORCE	FORCE NURSE CORPS	SPECIAL- ISTS		IN THE AIR FORCE	FORCE NURSE CORPS	SPECIAL- ISTS
		30 June 1951			30 June 1952			30 June 1953				
<u>TOTAL</u>	<u>10,247</u>	<u>8,001</u>	<u>2,153</u>	<u>93</u>	<u>14,770</u>	<u>11,891</u>	<u>2,879</u>	<u>-</u>	<u>15,918</u>	<u>12,808</u>	<u>2,963</u>	<u>147</u>
<u>Officer and Warrant Officer - Total</u>	<u>2,733</u>	<u>487</u>	<u>2,153</u>	<u>93</u>	<u>3,827</u>	<u>948</u>	<u>2,879</u>	<u>-</u>	<u>4,139</u>	<u>1,029</u>	<u>2,963</u>	<u>147</u>
<u>Off - Total . .</u>	<u>2,726</u>	<u>480</u>	<u>2,153</u>	<u>93</u>	<u>3,821</u>	<u>942</u>	<u>2,879</u>	<u>-</u>	<u>4,133</u>	<u>1,023</u>	<u>2,963</u>	<u>147</u>
Col	1	1	-	-	3	2	-	-	3	1	1	1
Lieut Col	27	21	5	1	48	37	11	-	57	41	15	1
Maj	177	131	43	3	236	141	95	-	280	141	129	10
Capt	793	144	617	32	955	141	814	-	967	123	803	41
1st Lt	997	68	881	48	1,329	256	1,073	-	1,734	389	1,296	49
2nd Lt	731	115	607	9	1,250	366	884	-	1,092	328	719	45
<u>W/O - Total . .</u>	<u>7</u>	<u>7</u>	<u>-</u>	<u>-</u>	<u>6</u>	<u>6</u>	<u>-</u>	<u>-</u>	<u>6</u>	<u>6</u>	<u>-</u>	<u>-</u>
WO, W-4	1	1	-	-	6	6	-	-	-	-	-	-
WO, W-3	b/	b/	-	-	b/	b/	-	-	-	-	-	-
WO, W-2	b/	b/	-	-	b/	b/	-	-	5	5	-	-
WO, W-1	6	6	-	-	-	-	-	-	1	1	-	-
<u>Airman - Total . .</u>	<u>7,514</u>	<u>7,514</u>	<u>-</u>	<u>-</u>	<u>10,943</u>	<u>10,943</u>	<u>-</u>	<u>-</u>	<u>11,779</u>	<u>11,779</u>	<u>-</u>	<u>-</u>
Master Sergeant	79	79	-	-	129	129	-	-	155	155	-	-
Technical Sergeant	248	248	-	-	345	345	-	-	326	326	-	-
Staff Sergeant	647	647	-	-	1,047	1,047	-	-	1,070	1,070	-	-
Airman 1st Class	905	905	-	-	1,753	1,753	-	-	1,740	1,740	-	-
Airman 2nd Class	1,730	1,730	-	-	2,553	2,553	-	-	3,293	3,293	-	-
Airman 3rd Class	3,127	3,127	-	-	3,737	3,737	-	-	4,652	4,652	-	-
Basic Airman	778	778	-	-	1,379	1,379	-	-	543	543	-	-
		30 June 1954			30 June 1955			30 June 1956				
<u>TOTAL</u>	<u>13,286</u>	<u>10,522</u>	<u>2,622</u>	<u>142</u>	<u>11,362</u>	<u>8,991</u>	<u>2,250</u>	<u>121</u>	<u>11,187</u>	<u>8,491</u>	<u>2,571</u>	<u>125</u>
<u>Officer and Warrant Officer - Total</u>	<u>3,558</u>	<u>794</u>	<u>2,622</u>	<u>142</u>	<u>3,080</u>	<u>709</u>	<u>2,250</u>	<u>121</u>	<u>3,334</u>	<u>638</u>	<u>2,571</u>	<u>125</u>
<u>Off - Total . .</u>	<u>3,553</u>	<u>789</u>	<u>2,622</u>	<u>142</u>	<u>3,075</u>	<u>704</u>	<u>2,250</u>	<u>121</u>	<u>3,330</u>	<u>634</u>	<u>2,571</u>	<u>125</u>
Col	3	1	1	1	3	1	1	1	3	1	1	1
Lieut Col	62	41	20	1	74	55	18	1	85	63	20	2
Maj	276	135	130	11	257	112	135	10	245	100	134	11
Capt	974	104	823	47	1,031	140	846	45	1,186	198	943	45
1st Lt	1,595	410	1,125	60	1,387	372	963	52	1,267	237	987	43
2nd Lt	643	98	523	22	323	24	287	12	544	35	486	23
<u>W/O - Total . .</u>	<u>2</u>	<u>2</u>	<u>-</u>	<u>-</u>	<u>2</u>	<u>2</u>	<u>-</u>	<u>-</u>	<u>4</u>	<u>4</u>	<u>-</u>	<u>-</u>
WO, W-4	-	-	-	-	-	-	-	-	-	-	-	-
WO, W-3	-	-	-	-	-	-	-	-	-	-	-	-
WO, W-2	5	5	-	-	4	4	-	-	3	3	-	-
WO, W-1	-	-	-	-	1	1	-	-	1	1	-	-
<u>Airman - Total . .</u>	<u>9,728</u>	<u>9,728</u>	<u>-</u>	<u>-</u>	<u>8,282</u>	<u>8,282</u>	<u>-</u>	<u>-</u>	<u>7,853</u>	<u>7,853</u>	<u>-</u>	<u>-</u>
Master Sergeant	159	159	-	-	172	172	-	-	177	177	-	-
Technical Sergeant	331	331	-	-	321	321	-	-	326	326	-	-
Staff Sergeant	851	851	-	-	712	712	-	-	845	845	-	-
Airman 1st Class	1,551	1,551	-	-	1,114	1,114	-	-	1,154	1,154	-	-
Airman 2nd Class	3,279	3,279	-	-	2,849	2,849	-	-	2,602	2,602	-	-
Airman 3rd Class	2,805	2,805	-	-	2,471	2,471	-	-	2,136	2,136	-	-
Basic Airman	752	752	-	-	643	643	-	-	613	613	-	-

TABLE 152 - SUMMARY - DEPARTMENTAL STRENGTH OF FEMALE PERSONNEL -
30 JUN 1951 THROUGH 30 JUN 1957 (CONTINUED)

GRADE	30 June 1957				30 June 1958				30 June 1959			
	TOTAL	WOMEN IN THE AIR FORCE	AIR FORCE NURSE CORPS	MEDICAL SPECIAL- ISTS	TOTAL	WOMEN IN THE AIR FORCE	AIR FORCE NURSE CORPS	MEDICAL SPECIAL- ISTS	TOTAL	WOMEN IN THE AIR FORCE	AIR FORCE NURSE CORPS	
<u>TOTAL</u>	11,158	8,093	2,921	144								
<u>Officer and Warrant Officer - Total</u>	3,700	635	2,921	144								
<u>Off - Total</u> . .	3,695	630	2,921	144								
Col	3	1	1	1								
Lieut Col . . .	86	59	25	2								
Maj	289	108	166	15								
Capt	1,249	222	979	48								
1st Lt	1,347	181	1,119	47								
2nd Lt	721	59	631	31								
<u>W/O - Total</u> . .	5	5	-	-								
WO, W-4	-	-	-	-								
WO, W-3	1	1	-	-								
WO, W-2	3	3	-	-								
WO, W-1	1	1	-	-								
<u>Airman - Total</u> . .	7,458	7,458	-	-								
Master Sergeant	176	176	-	-								
Technical Sergeant	318	318	-	-								
Staff Sergeant .	855	855	-	-								
Airman 1st Class	1,092	1,092	-	-								
Airman 2nd Class	2,419	2,419	-	-								
Airman 3rd Class	2,172	2,172	-	-								
Basic Airman . .	426	426	-	-								
	30 June 1960				30 June 1961				30 June 1962			
<u>TOTAL</u>												
<u>Officer and Warrant Officer - Total</u>												
<u>Off - Total</u> . .												
Col												
Lieut Col . . .												
Maj												
Capt												
1st Lt												
2nd Lt												
<u>W/O - Total</u> . .												
WO, W-4												
WO, W-3												
WO, W-2												
WO, W-1												
<u>Airman - Total</u> . .												
Master Sergeant												
Technical Sergeant												
Staff Sergeant .												
Airman 1st Class												
Airman 3rd Class												
Basic Airman												

a/ Includes both Air Force Nurses and Medical Specialists. b/ Not applicable prior to June 1953.

c/ Includes Male Nurses and Male Medical Specialists.

Source: Personnel Statistics Division, Directorate of Statistical Services, DCS/Comptroller.

TABLE 153-SUMMARY - DEPARTMENTAL STRENGTH OF FEMALE MEDICAL OFFICERS BY GRADE IN WHICH -
SERVING - 30 JUN 1950 THROUGH FY 1957

END OF MONTH	TOTAL	GENERAL	COLONEL	LIEUTENANT COLONEL	MAJOR	CAPTAIN	FIRST LIEUTENANT	SECOND LIEUTENANT	WARRANT OFFICER
FISCAL YEAR SUMMARIES									
30 June 1950	1,207	-	-	4	16	386	640	161	-
30 June 1951	2,246	-	-	6	46	649	929	616	-
30 June 1952	2,879	-	2	11	95	814	1,073	884	-
30 June 1953	3,110	-	2	16	139	844	1,345	764	-
30 June 1954	2,764	-	2	21	141	870	1,185	545	-
30 June 1955	2,371	-	2	19	145	891	1,015	299	-
30 June 1956	2,696	-	2	22	145	988	1,030	509	-
FISCAL YEAR 1957 ^{a/}									
July (1956)	2,709	-	2	21	148	978	1,039	521	-
August	2,752	-	2	21	154	970	1,047	558	-
September	2,766	-	2	21	155	977	1,059	552	-
October	2,800	-	2	20	151	971	1,069	587	-
November	2,919	-	2	19	163	963	1,134	638	-
December	2,896	-	2	21	177	946	1,120	630	-
January (1957)	2,994	-	2	21	180	953	1,182	656	-
February	3,014	-	2	21	180	955	1,198	658	-
March	3,039	-	2	23	199	965	1,191	659	-
April	3,046	-	2	25	177	982	1,205	655	-
May	3,077	-	2	26	180	1,036	1,161	672	-
June	3,065	-	2	27	181	1,027	1,166	662	-

^{a/} Includes Male Nurses and Male Medical Specialists.

Source: Personnel Statistics Division, Directorate of Statistical Services, DCS/Comptroller.

TABLE 154 - SUMMARY - REGULAR OFFICERS SELECTED FOR PERMANENT PROMOTIONS -
FY 1950 THROUGH FY 1957

(All data indicates officers selected for promotion and not necessarily the number of actual promotions due to resignations, etc. All selections with the exception of lieutenants were made by Selection Boards. Data are based on the dates of the board reports which are not necessarily dates of actual promotions. Promotions for lieutenants were accomplished under Public Law 381, Sec. 508, 1947 and Sec. 8298, Title 10, US Code. According to this Law, all second lieutenants were automatically promoted to first lieutenant after completing three (3) years of Promotion List Service. Records of second lieutenants are reviewed under the provisions of AFR 36-11.)

Grade to Which Promoted	FY 1949	FY 1950	FY 1951	FY 1952	FY 1953	FY 1954
<u>TOTAL</u>	<u>11,942</u>	<u>4,623</u>	<u>7,759</u>	<u>2,063</u>	<u>1,907</u>	<u>2,040</u>
LINE - TOTAL	11,942	4,343	7,349	1,804	1,681	1,887
<u>OTHER THAN LINE - TOTAL</u>	-	280	410	259	226	153
<u>Colonel - Total</u>	-	<u>481</u>	<u>71</u>	-	<u>373</u>	<u>156</u>
Line	-	431	51	-	362	149
Other than Line	-	50	20	-	11	7
<u>Lieutenant Colonel - Total</u>	<u>66</u>	<u>713</u>	<u>2,291</u>	<u>279</u>	<u>87</u>	<u>300</u>
Line	66	656	2,170	255	51	283
Other than Line	-	57	121	24	36	17
<u>Major - Total</u>	<u>3,072</u>	<u>839</u>	<u>3,795</u>	<u>487</u>	<u>220</u>	<u>369</u>
Line	3,071	783	3,648	435	162	328
Other than Line	-	56	147	52	58	41
<u>Captain - Total</u>	<u>8,059</u>	<u>2,421</u>	<u>1,090</u>	<u>607</u>	<u>301</u>	<u>69</u>
Line	8,059	2,306	991	455	192	36
Other than Line	-	115	99	152	109	33
<u>First Lieutenant - Total</u>	<u>746</u>	<u>169</u>	<u>512</u>	<u>690</u>	<u>926</u>	<u>1,146</u>
Line	746	167	489	659	914	1,091
Other than Line	-	2	23	31	12	55
	FY 1955	FY 1956	FY 1957	FY 1958	FY 1959	FY 1960
<u>TOTAL</u>	<u>2,644</u>	<u>4,598</u>	<u>6,129</u>			
LINE - TOTAL	2,462	4,372	5,334			
<u>OTHER THAN LINE - TOTAL</u>	182	226	795			
<u>Colonel - Total</u>	<u>160</u>	<u>157</u>	<u>325</u>			
Line	150	150	300			
Other than Line	10	7	25			
<u>Lieutenant Colonel - Total</u>	<u>300</u>	<u>281</u>	<u>1,296</u>			
Line	283	250	1,178			
Other than Line	17	31	118			
<u>Major - Total</u>	<u>369</u>	<u>2,249</u>	<u>2,224</u>			
Line	328	2,187	1,882			
Other than Line	41	62	342			
<u>Captain - Total</u>	<u>1,159</u>	<u>1,162</u>	<u>1,531</u>			
Line	1,061	1,046	1,233			
Other than Line	98	116	298			
<u>First Lieutenant - Total</u>	<u>656</u>	<u>749</u>	<u>753</u>			
Line	640	739	741			
Other than Line	16	10	12			

Source: Personnel Requirements and Analysis Division, Directorate of Military Personnel, Hq. USAF.

TABLE 155 - SUMMARY - TEMPORARY PROMOTIONS OF OFFICERS TO GENERAL OFFICERS
BY GRADE TO WHICH PROMOTED - FY 1951 THROUGH FY 1957

(Table below indicates the number of actual promotions by month in which promoted for the periods covered. Temporary promotions covered both regular and non-regular officers. No SCARWAF included.)

DATE	TOTAL	GENERAL	LIEUTENANT GENERAL	MAJOR GENERAL	BRIGADIER GENERAL
FISCAL YEAR SUMMARIES					
FY 1951	78	1	5	22	50
FY 1952	103	3	4	31	65
FY 1953	143	3	11	37	92
FY 1954	57	3	6	16	32
FY 1955	82	1	3	29	49
FY 1956	68	-	4	17	47
FY 1957	65	-	3	32	30
FY 1958					
FY 1959					
FY 1960					
FISCAL YEAR 1957					
<u>FY 1957 - TOTAL</u>	<u>66</u>	-	<u>3</u>	<u>32</u>	<u>30</u>
July (1956)	-	-	-	-	-
August	-	-	-	-	-
September	2	-	2	-	-
October	58	-	-	31	27
November	1	-	1	-	-
December	3	-	-	-	3
January (1957)	-	-	-	-	-
February	1	-	-	1	-
March	-	-	-	-	-
April	-	-	-	-	-
May	-	-	-	-	-
June	-	-	-	-	-

Source: Personnel Requirements and Analysis Division, Directorate of Military Personnel, Hq. USAP.

TABLE 156 - SUMMARY - OFFICERS SELECTED FOR TEMPORARY PROMOTIONS BY FISCAL YEAR IN WHICH SELECTED - FY 1949 THROUGH FY 1957

(Selections made by Selection Boards do not necessarily mean actual promotions, as cancellations may be made because of normal attritions, etc. The table includes both regular and nonregular officers. The table excludes selections of Captains for Promotions accomplished through other than Selection Board actions such as those Selected under AFR 36-14 and AFR 36-30. Temporary promotions of Second Lieutenants to First Lieutenants are also excluded as such promotions were not accomplished by action of a Selection Board. Complete data on temporary promotion of lieutenants were not available for this publication.)

GRADE TO WHICH SELECTED	FY 1949	FY 1950	FY 1951	FY 1952
<u>TOTAL</u>	<u>2,957</u>	<u>2,705</u>	<u>15,097</u>	<u>20,933</u>
<u>LINE - TOTAL</u>	<u>2,957</u>	<u>2,357</u>	<u>14,282</u>	<u>19,595</u>
<u>OTHER THAN LINE - TOTAL</u>	-	<u>548</u>	<u>815</u>	<u>1,338</u>
<u>Colonel - Total</u>	<u>251</u>	<u>218</u>	<u>740</u>	<u>1,277</u>
Line	<u>251</u>	<u>199</u>	<u>693</u>	<u>1,200</u>
Other than Line	-	<u>19</u>	<u>47</u>	<u>77</u>
<u>Lieutenant Colonel - Total</u>	<u>400</u>	<u>85</u>	<u>1,499</u>	<u>2,607</u>
Line	<u>400</u>	<u>66</u>	<u>1,428</u>	<u>2,426</u>
Other than Line	-	<u>19</u>	<u>71</u>	<u>181</u>
<u>Major - Total</u>	<u>793</u>	<u>665</u>	<u>3,591</u>	<u>8,644</u>
Line	<u>793</u>	<u>607</u>	<u>3,444</u>	<u>8,008</u>
Other than Line	-	<u>58</u>	<u>147</u>	<u>636</u>
<u>Captain - Total</u>	<u>1,513</u>	<u>1,737</u>	<u>9,267</u>	<u>8,405</u>
Line	<u>1,513</u>	<u>1,285</u>	<u>8,717</u>	<u>7,961</u>
Other than Line	-	<u>452</u>	<u>550</u>	<u>444</u>
	FY 1953	FY 1954	FY 1955	FY 1956
<u>TOTAL</u>	<u>9,861</u>	<u>7,254</u>	<u>8,365</u>	<u>7,812</u>
<u>LINE - TOTAL</u>	<u>9,153</u>	<u>6,825</u>	<u>7,960</u>	<u>7,253</u>
<u>OTHER THAN LINE - TOTAL</u>	<u>708</u>	<u>429</u>	<u>405</u>	<u>559</u>
<u>Colonel - Total</u>	<u>560</u>	<u>250</u>	<u>290</u>	<u>300</u>
Line	<u>516</u>	<u>234</u>	<u>276</u>	<u>270</u>
Other than Line	<u>44</u>	<u>16</u>	<u>14</u>	<u>30</u>
<u>Lieutenant Colonel - Total</u>	<u>1,043</u>	<u>598</u>	<u>827</u>	<u>851</u>
Line	<u>964</u>	<u>565</u>	<u>798</u>	<u>788</u>
Other than Line	<u>79</u>	<u>33</u>	<u>29</u>	<u>63</u>
<u>Major - Total</u>	<u>2,741</u>	<u>2,140</u>	<u>2,070</u>	<u>1,896</u>
Line	<u>2,430</u>	<u>2,075</u>	<u>2,002</u>	<u>1,764</u>
Other than Line	<u>311</u>	<u>65</u>	<u>68</u>	<u>132</u>
<u>Captain - Total</u>	<u>5,517</u>	<u>4,266</u>	<u>5,178</u>	<u>4,765</u>
Line	<u>5,243</u>	<u>3,951</u>	<u>4,884</u>	<u>4,431</u>
Other than Line	<u>274</u>	<u>315</u>	<u>294</u>	<u>334</u>
	FY 1957	FY 1958	FY 1959	FY 1960
<u>TOTAL</u>	<u>7,311</u>			
<u>LINE - TOTAL</u>	<u>6,730</u>			
<u>OTHER THAN LINE - TOTAL</u>	<u>581</u>			
<u>Colonel - Total</u>	<u>300</u>			
Line	<u>260</u>			
Other than Line	<u>40</u>			
<u>Lieutenant Colonel - Total</u>	<u>857</u>			
Line	<u>761</u>			
Other than Line	<u>96</u>			
<u>Major - Total</u>	<u>1,986</u>			
Line	<u>1,795</u>			
Other than Line	<u>191</u>			
<u>Captain - Total</u>	<u>4,168</u>			
Line	<u>3,914</u>			
Other than Line	<u>254</u>			

Source: Personnel Requirements and Analysis Division, Directorate of Military Personnel, Eq. USAF.

TABLE 157--SUMMARY -- MILITARY PERSONNEL GAINS AND LOSSES -- LAST HALF FY 1949 THROUGH FY 1956

(Table below includes SCARWAF through March' 1956)

FISCAL YEAR	TOTAL	COMMISSIONED OFFICER		WARRANT OFFICER		AIR NURSE AND WOMAN SPECIALIST	ENLISTED	
		Male	Female	Male	Female		Male	Female
GAINS								
Last Half FY 1949 .	54,059	4,146	a/ 274	824	-	-	47,640	1,175
FY 1950	99,731	5,912	a/ 897	175	3	-	90,648	2,096
FY 1951	433,122	47,685	194	819	-	1,098	378,276	5,050
FY 1952	296,037	20,776	435	1,766	-	1,004	265,985	6,071
FY 1953	212,045	b/25,152	-	145	-	-	c/186,748	-
FY 1954	174,667	20,534	55	136	-	505	150,625	2,812
FY 1955	237,778	19,775	17	546	1	342	213,599	3,498
FY 1956	188,204	19,883	35	474	-	793	163,442	3,577
LOSSES								
Last Half FY 1949 .	47,024	1,219	a/ 40	81	1	-	45,571	112
FY 1950	107,801	7,331	a/ 337	160	4	-	99,308	661
FY 1951	60,875	4,724	36	247	-	178	54,526	1,164
FY 1952	121,379	6,608	76	277	1	428	111,443	2,546
FY 1953	207,416	b/25,999	-	287	-	-	c/181,130	-
FY 1954	199,744	20,645	286	435	1	877	172,776	4,724
FY 1955	221,677	11,969	103	239	1	714	203,746	4,905
FY 1956	235,816	15,467	109	458	1	530	215,284	3,967

a/ Includes female Air Nurses and Women Specialists.

b/ Includes male and female Commissioned Officers and Air Nurses and Women Specialists.

c/ Includes female Enlisted personnel

Source: Personnel Statistics Division, Directorate of Statistical Services, DCS/Comptroller.

TABLE 158 - GAINS AND LOSSES OF MILITARY PERSONNEL TO COMMAND STRENGTH - FY 1957

GAIN OR LOSS BY TYPE	TOTAL	JUL (1956)	AUG	SEP	OCT	NOV	DEC	JAN (1957)	FEB	MAR	APR	MAY	JUN
<u>GAIN - TOTAL</u>	<u>163,190</u>	<u>17,215</u>	<u>17,234</u>	<u>18,300</u>	<u>15,662</u>	<u>12,135</u>	<u>10,076</u>	<u>16,050</u>	<u>11,241</u>	<u>11,749</u>	<u>11,219</u>	<u>10,264</u>	<u>12,045</u>
<u>OFFICER - TOTAL</u>	<u>13,168</u>	<u>1,095</u>	<u>1,335</u>	<u>1,455</u>	<u>1,349</u>	<u>1,063</u>	<u>1,093</u>	<u>1,241</u>	<u>392</u>	<u>980</u>	<u>853</u>	<u>564</u>	<u>1,748</u>
<u>WARRANT OFFICER - TOTAL</u>	<u>742</u>	<u>1</u>	-	-	-	-	<u>55</u>	<u>277</u>	<u>338</u>	<u>48</u>	<u>2</u>	<u>7</u>	<u>7</u>
<u>AIRMAN - TOTAL</u>	<u>149,280</u>	<u>16,119</u>	<u>15,899</u>	<u>16,845</u>	<u>14,313</u>	<u>11,072</u>	<u>8,928</u>	<u>14,532</u>	<u>10,511</u>	<u>10,721</u>	<u>10,357</u>	<u>9,693</u>	<u>10,290</u>
<u>To Extended Active Duty From Air Force Reserve - Total</u>	<u>11,929</u>	<u>914</u>	<u>1,198</u>	<u>1,241</u>	<u>1,323</u>	<u>1,107</u>	<u>923</u>	<u>1,265</u>	<u>386</u>	<u>838</u>	<u>811</u>	<u>600</u>	<u>1,323</u>
Officer	<u>10,451</u>	<u>810</u>	<u>1,127</u>	<u>1,146</u>	<u>1,198</u>	<u>963</u>	<u>833</u>	<u>1,123</u>	<u>275</u>	<u>699</u>	<u>676</u>	<u>438</u>	<u>1,163</u>
Warrant Officer	<u>19</u>	-	-	-	-	-	-	<u>2</u>	<u>13</u>	<u>2</u>	<u>1</u>	-	<u>1</u>
Airman	<u>1,459</u>	<u>104</u>	<u>71</u>	<u>95</u>	<u>125</u>	<u>144</u>	<u>90</u>	<u>140</u>	<u>98</u>	<u>137</u>	<u>134</u>	<u>162</u>	<u>159</u>
<u>To Extended Active Duty From Air National Guard - Total</u>	<u>41</u>	<u>9</u>	<u>5</u>	<u>2</u>	<u>2</u>	<u>3</u>	<u>5</u>	<u>1</u>	<u>4</u>	<u>1</u>	-	<u>4</u>	<u>5</u>
Officer	<u>35</u>	<u>9</u>	<u>5</u>	<u>2</u>	<u>2</u>	<u>1</u>	<u>5</u>	<u>1</u>	<u>2</u>	<u>1</u>	-	<u>4</u>	<u>5</u>
Warrant Officer	-	-	-	-	-	-	-	-	-	-	-	-	-
Airman	<u>6</u>	-	-	-	<u>2</u>	<u>2</u>	-	-	<u>2</u>	-	-	-	-
<u>To Extended Active Duty From Retired Status - Total</u>	<u>29</u>	<u>2</u>	<u>2</u>	<u>2</u>	<u>4</u>	<u>4</u>	<u>1</u>	<u>1</u>	<u>1</u>	<u>1</u>	<u>5</u>	<u>2</u>	<u>3</u>
Officer	<u>11</u>	-	-	<u>1</u>	<u>2</u>	<u>4</u>	<u>1</u>	<u>1</u>	-	-	<u>1</u>	-	<u>1</u>
Warrant Officer	-	-	-	-	-	-	-	-	-	-	-	-	-
Airman	<u>18</u>	<u>2</u>	<u>2</u>	<u>1</u>	<u>2</u>	<u>1</u>	-	-	<u>1</u>	<u>1</u>	<u>4</u>	<u>2</u>	<u>2</u>
<u>Commissioned In Regular Air Force - Total</u>	<u>142</u>	<u>60</u>	<u>6</u>	<u>4</u>	<u>14</u>	<u>5</u>	<u>1</u>	<u>13</u>	<u>2</u>	-	<u>9</u>	<u>2</u>	<u>26</u>
Officer	<u>142</u>	<u>60</u>	<u>6</u>	<u>4</u>	<u>14</u>	<u>5</u>	<u>1</u>	<u>13</u>	<u>2</u>	-	<u>9</u>	<u>2</u>	<u>26</u>
Warrant Officer	-	-	-	-	-	-	-	-	-	-	-	-	-
Airman	-	-	-	-	-	-	-	-	-	-	-	-	-
<u>Commissioned From USMA, USMA or USAFA - Total</u>	<u>341</u>	-	-	-	-	-	-	-	-	-	-	-	<u>341</u>
Officer	<u>341</u>	-	-	-	-	-	-	-	-	-	-	-	<u>341</u>
Warrant Officer	-	-	-	-	-	-	-	-	-	-	-	-	-
Airman	-	-	-	-	-	-	-	-	-	-	-	-	-
<u>Non-Prior Service - Total</u>	<u>109,925</u>	<u>12,318</u>	<u>12,095</u>	<u>13,129</u>	<u>10,864</u>	<u>8,087</u>	<u>6,269</u>	<u>10,854</u>	<u>7,264</u>	<u>7,316</u>	<u>7,191</u>	<u>6,865</u>	<u>7,673</u>
Officer	-	-	-	-	-	-	-	-	-	-	-	-	-
Warrant Officer	-	-	-	-	-	-	-	-	-	-	-	-	-
Airman	<u>109,925</u>	<u>12,318</u>	<u>12,095</u>	<u>13,129</u>	<u>10,864</u>	<u>8,087</u>	<u>6,269</u>	<u>10,854</u>	<u>7,264</u>	<u>7,316</u>	<u>7,191</u>	<u>6,865</u>	<u>7,673</u>
<u>Prior Active Military Service - Total</u>	<u>16,737</u>	<u>1,333</u>	<u>1,370</u>	<u>1,394</u>	<u>1,445</u>	<u>1,238</u>	<u>1,049</u>	<u>1,741</u>	<u>1,589</u>	<u>1,577</u>	<u>1,401</u>	<u>1,314</u>	<u>1,286</u>
Officer	-	-	-	-	-	-	-	-	-	-	-	-	-
Warrant Officer	-	-	-	-	-	-	-	-	-	-	-	-	-
Airman	<u>16,737</u>	<u>1,333</u>	<u>1,370</u>	<u>1,394</u>	<u>1,445</u>	<u>1,238</u>	<u>1,049</u>	<u>1,741</u>	<u>1,589</u>	<u>1,577</u>	<u>1,401</u>	<u>1,314</u>	<u>1,286</u>

TABLE 158 - GAINS AND LOSSES OF MILITARY PERSONNEL TO COMMAND STRENGTH - FY 1957 (CONTINUED)

GAIN OR LOSS BY TYPE	TOTAL	JUL (1956)	AUG	SEP	OCT	NOV	DEC	JAN (1957)	FEB	MAR	APR	MAY	JUN
<u>Commissioned Officer From Aviation Cadet - Total</u> . . .	1,583	212	182	179	132	88	139	63	105	149	123	112	99
Officer	1,583	212	182	179	132	88	139	63	105	149	123	112	99
Warrant Officer	-	-	-	-	-	-	-	-	-	-	-	-	-
Airman	-	-	-	-	-	-	-	-	-	-	-	-	-
<u>Transferred From Army - Total</u>	2	-	1	-	-	-	-	-	-	-	-	-	1
Officer	2	-	1	-	-	-	-	-	-	-	-	-	1
Warrant Officer	-	-	-	-	-	-	-	-	-	-	-	-	-
Airman	-	-	-	-	-	-	-	-	-	-	-	-	-
<u>Returned From Desertion - Total</u>	2,400	231	218	206	233	206	178	251	194	211	161	151	160
Officer	2	-	-	-	-	-	-	-	-	-	1	1	-
Warrant Officer	2	-	-	-	-	-	1	1	-	-	-	-	-
Airman	2,396	231	218	206	233	206	177	250	194	211	160	150	160
<u>Returned From Prisoner - Total</u>	606	59	52	109	28	43	45	21	34	59	61	42	53
Officer	2	1	-	-	-	-	-	-	-	-	-	-	1
Warrant Officer	-	-	-	-	-	-	-	-	-	-	-	-	-
Airman	604	58	52	109	28	43	45	21	34	59	61	42	52
<u>Returned From Missing or Prisoner of War - Total</u> . . .	1	-	-	-	-	1	-	-	-	-	-	-	-
Officer	1	-	-	-	-	1	-	-	-	-	-	-	-
Warrant Officer	-	-	-	-	-	-	-	-	-	-	-	-	-
Airman	1	-	-	-	-	1	-	-	-	-	-	-	-
<u>Correction - Deletion of Previously Reported as Dropped From Rolls - Total</u>	123	20	18	14	7	7	7	15	2	6	10	11	6
Officer	-	-	-	-	-	-	-	-	-	-	-	-	-
Warrant Officer	-	-	-	-	-	-	-	-	-	-	-	-	-
Airman	123	20	18	14	7	7	7	15	2	6	10	11	6
<u>Correction of Previously Reported Separation - Total</u>	123	19	17	16	9	10	7	13	6	7	6	5	8
Officer	7	2	-	-	-	1	1	-	-	-	-	-	1
Warrant Officer	-	-	-	-	-	-	-	-	-	-	-	-	-
Airman	116	17	17	16	9	9	6	13	6	7	6	5	5

TABLE 158 - GAINS AND LOSSES OF MILITARY PERSONNEL TO COMMAND STRENGTH - FY 1957 (CONTINUED)

GAIN OR LOSS BY TYPE	TOTAL	JUL (1956)	AUG	SEP	OCT	NOV	DEC	JAN (1957)	FEB	MAR	APR	MAY	JUN
<u>LOSS - TOTAL</u>	<u>152,424</u>	<u>18,313</u>	<u>17,149</u>	<u>14,818</u>	<u>11,232</u>	<u>10,292</u>	<u>13,463</u>	<u>11,757</u>	<u>14,283</u>	<u>13,485</u>	<u>11,129</u>	<u>8,018</u>	<u>8,485</u>
<u>OFFICER - TOTAL</u>	<u>15,217</u>	<u>1,316</u>	<u>1,534</u>	<u>1,602</u>	<u>1,317</u>	<u>1,274</u>	<u>1,113</u>	<u>916</u>	<u>974</u>	<u>1,297</u>	<u>880</u>	<u>977</u>	<u>2,017</u>
<u>WARRANT OFFICER - TOTAL</u>	<u>183</u>	<u>17</u>	<u>18</u>	<u>21</u>	<u>9</u>	<u>6</u>	<u>9</u>	<u>4</u>	<u>30</u>	<u>13</u>	<u>21</u>	<u>20</u>	<u>15</u>
<u>AIRMAN - TOTAL</u>	<u>137,024</u>	<u>16,980</u>	<u>15,597</u>	<u>13,195</u>	<u>9,906</u>	<u>9,012</u>	<u>12,341</u>	<u>10,837</u>	<u>13,279</u>	<u>12,175</u>	<u>10,228</u>	<u>7,021</u>	<u>6,453</u>
<u>Transferred to Air Force Reserve or Air National Guard Status From Deferred Release Status - Total</u>	<u>6,583</u>	<u>492</u>	<u>720</u>	<u>742</u>	<u>555</u>	<u>548</u>	<u>497</u>	<u>309</u>	<u>314</u>	<u>624</u>	<u>384</u>	<u>437</u>	<u>561</u>
Officer	6,581	491	720	742	555	548	497	309	314	624	384	437	560
Warrant Officer	2	1	-	-	-	-	-	-	-	-	-	-	1
Airman	-	-	-	-	-	-	-	-	-	-	-	-	-
<u>Transferred to Air Force Reserve or Air National Guard Status From Indefinite Active Duty Status - Total</u>	<u>1,976</u>	<u>85</u>	<u>176</u>	<u>207</u>	<u>203</u>	<u>256</u>	<u>208</u>	<u>149</u>	<u>129</u>	<u>141</u>	<u>111</u>	<u>115</u>	<u>196</u>
Officer	1,973	84	175	206	203	256	208	149	129	141	111	115	196
Warrant Officer	3	1	1	1	-	-	-	-	-	-	-	-	-
Airman	-	-	-	-	-	-	-	-	-	-	-	-	-
<u>Medical Personnel - Total</u>	<u>2,328</u>	<u>320</u>	<u>255</u>	<u>117</u>	<u>245</u>	<u>166</u>	<u>86</u>	<u>216</u>	<u>154</u>	<u>199</u>	<u>116</u>	<u>98</u>	<u>356</u>
Officer	2,328	320	255	117	245	166	86	216	154	199	116	98	356
Warrant Officer	-	-	-	-	-	-	-	-	-	-	-	-	-
Airman	-	-	-	-	-	-	-	-	-	-	-	-	-
<u>Regular Airman With Service Obligation - Total</u>	<u>55,983</u>	<u>7,558</u>	<u>6,520</u>	<u>5,400</u>	<u>4,018</u>	<u>3,567</u>	<u>2,300</u>	<u>3,610</u>	<u>7,156</u>	<u>6,514</u>	<u>5,098</u>	<u>2,414</u>	<u>1,828</u>
Officer	-	-	-	-	-	-	-	-	-	-	-	-	-
Warrant Officer	-	-	-	-	-	-	-	-	-	-	-	-	-
Airman	55,983	7,558	6,520	5,400	4,018	3,567	2,300	3,610	7,156	6,514	5,098	2,414	1,828
<u>Regular Airman Without Service Obligation - Total</u>	<u>8,601</u>	<u>1,166</u>	<u>967</u>	<u>739</u>	<u>697</u>	<u>647</u>	<u>425</u>	<u>762</u>	<u>896</u>	<u>675</u>	<u>628</u>	<u>511</u>	<u>488</u>
Officer	-	-	-	-	-	-	-	-	-	-	-	-	-
Warrant Officer	-	-	-	-	-	-	-	-	-	-	-	-	-
Airman	8,601	1,166	967	739	697	647	425	762	896	675	628	511	488
<u>Air Force Reserve or Air National Guard - Total</u>	<u>13</u>	<u>-</u>	<u>2</u>	<u>1</u>	<u>1</u>	<u>-</u>	<u>1</u>	<u>-</u>	<u>1</u>	<u>1</u>	<u>2</u>	<u>1</u>	<u>3</u>
Officer	-	-	-	-	-	-	-	-	-	-	-	-	-
Warrant Officer	-	-	-	-	-	-	-	-	-	-	-	-	-
Airman	13	-	2	1	1	-	1	-	1	1	2	1	3
<u>To Accept Appointment as Warrant Officer - Total</u>	<u>747</u>	<u>1</u>	<u>1</u>	<u>-</u>	<u>-</u>	<u>-</u>	<u>55</u>	<u>283</u>	<u>336</u>	<u>48</u>	<u>11</u>	<u>6</u>	<u>6</u>
Officer	1	1	-	-	-	-	-	-	-	-	-	-	-
Warrant Officer	-	-	-	-	-	-	-	-	-	-	-	-	-
Airman	746	-	1	-	-	-	55	283	336	48	11	6	6

TABLE 158 - GAINS AND LOSSES OF MILITARY PERSONNEL TO COMMAND STRENGTH - FY 1957 (CONTINUED)

GAIN OR LOSS BY TYPE	TOTAL	JUL (1956)	AUG	SEP	OCT	NOV	DEC	JAN (1957)	FEB	MAR	APR	MAY	JUN
<u>Officer or Warrant Officer to Enlist - Total</u>	9	-	1	-	-	1	2	-	-	-	2	2	1
Officer	3	-	-	-	-	-	1	-	-	-	1	1	-
Warrant Officer	6	-	1	-	-	1	1	-	-	-	1	2	-
Airman	-	-	-	-	-	-	-	-	-	-	-	-	-
<u>To Accept Public Office or Essential to National Health, Safety or Interest - Total</u>	64	8	14	8	6	4	2	3	2	2	1	4	3
Officer	6	1	2	-	-	-	-	-	1	1	-	-	-
Warrant Officer	-	-	-	-	-	-	-	-	-	-	-	-	-
Airman	58	7	12	8	6	4	9	3	1	1	1	4	2
<u>Loss to NARS Pending Appointment in Air National Guard - Total</u>	368	30	28	39	38	15	23	10	26	40	53	33	33
Officer	-	-	-	-	-	-	-	-	-	-	-	-	-
Warrant Officer	-	-	-	-	-	-	-	-	-	-	-	-	-
Airman	368	30	28	39	38	15	23	10	26	40	53	33	33
<u>To Accept Commission as Officer in Air Force (Other Than Officer Candidate School or Aviation Cadet) - Total</u>	186	4	16	10	1	3	16	48	13	16	43	15	1
Officer	-	-	-	-	-	-	-	-	-	-	-	-	-
Warrant Officer	15	-	2	8	1	1	2	-	-	-	1	-	-
Airman	171	4	14	2	-	2	14	48	13	16	42	15	1
<u>To Accept Commission as Officer From Officer Candidate School - Total</u>	447	-	-	115	-	-	102	-	-	123	-	-	107
Officer	-	-	-	-	-	-	-	-	-	-	-	-	-
Warrant Officer	-	-	-	-	-	-	-	-	-	-	-	-	-
Airman	447	-	-	115	-	-	102	-	-	123	-	-	107
<u>To Accept Commission as Officer From Aviation Cadet - Total</u>	1,585	212	181	180	132	88	139	63	105	150	123	112	100
Officer	-	-	-	-	-	-	-	-	-	-	-	-	-
Warrant Officer	-	-	-	-	-	-	-	-	-	-	-	-	-
Airman	1,585	212	181	180	132	88	139	63	105	150	123	112	100
<u>To Attend USMA, USNA or USAFA or Their Preparatory Schools - Total</u>	25	21	-	-	1	1	-	1	-	-	1	-	-
Officer	-	-	-	-	-	-	-	-	-	-	-	-	-
Warrant Officer	-	-	-	-	-	-	-	-	-	-	-	-	-
Airman	25	21	-	-	1	1	-	1	-	-	1	-	-

TABLE 158 - GAINS AND LOSSES OF MILITARY PERSONNEL TO COMMAND STRENGTH - FY 1957 (Continued)

GAIN OR LOSS BY TYPE	TOTAL	JUL (1956)	AUG	SEP	OCT	NOV	DEC	JAN (1957)	FEB	MAR	APR	MAY	JUN
<u>Airman With Less Than Three Months Retainability</u>													
Assigned to a Unit Scheduled for PCS - Total	213	2	22	39	62	29	48	3	-	-	8	-	-
Officer	-	-	-	-	-	-	-	-	-	-	-	-	-
Warrant Officer	-	-	-	-	-	-	-	-	-	-	-	-	-
Airman	213	2	22	39	62	29	48	3	-	-	8	-	-
<u>Aviation Cadet and Officer Candidate School Eliminees</u>													
Who Have Completed Active Duty Commitment - Total	370	74	54	11	52	24	22	16	24	26	20	21	26
Officer	-	-	-	-	-	-	-	-	-	-	-	-	-
Warrant Officer	-	-	-	-	-	-	-	-	-	-	-	-	-
Airman	370	74	54	11	52	24	22	16	24	26	20	21	26
<u>To Attend Medical or Dental Schools - Total</u>	219	2	31	61	5	7	28	31	5	6	1	2	30
Officer	-	-	-	-	-	-	-	-	-	-	-	-	-
Warrant Officer	-	-	-	-	-	-	-	-	-	-	-	-	-
Airman	219	2	31	61	5	7	28	31	5	6	1	2	30
<u>To Attend School Other Than Medical School - Total</u>	5,368	202	422	1,715	149	134	393	1,560	349	99	23	81	241
Officer	-	-	-	-	-	-	-	-	-	-	-	-	-
Warrant Officer	-	-	-	-	-	-	-	-	-	-	-	-	-
Airman	5,368	202	422	1,715	149	134	393	1,560	349	99	23	81	241
<u>Returned From Overseas with Less Than Three (Airman)</u>													
or Six (Officers) Months Retainability - Total	16,628	2,284	2,359	1,505	1,457	1,447	1,449	1,416	1,286	1,226	810	742	647
Officer	1,126	109	153	155	104	101	55	28	57	74	65	95	127
Warrant Officers	-	-	-	-	-	-	-	-	-	-	-	-	-
Airman	15,502	2,175	2,206	1,350	1,353	1,346	1,394	1,388	1,229	1,152	745	644	520
<u>Undue Hardship - Total</u>	49	3	5	3	3	3	4	4	4	5	7	3	5
Officer	49	3	5	3	3	3	4	4	4	5	7	3	5
Warrant Officer	-	-	-	-	-	-	-	-	-	-	-	-	-
Airman	-	-	-	-	-	-	-	-	-	-	-	-	-
<u>Maximum Age in Grade - Total</u>	22	2	1	2	3	1	1	2	2	5	2	-	1
Officer	22	2	1	2	3	1	1	2	2	5	2	-	1
Warrant Officer	-	-	-	-	-	-	-	-	-	-	-	-	-
Airman	-	-	-	-	-	-	-	-	-	-	-	-	-
<u>Medical Reasons - Total</u>	3	-	-	-	1	2	-	-	-	-	-	-	-
Officer	3	-	-	-	1	2	-	-	-	-	-	-	-
Warrant Officer	-	-	-	-	-	-	-	-	-	-	-	-	-
Airman	-	-	-	-	-	-	-	-	-	-	-	-	-
<u>By Direction of United States Air Force for Special</u>													
Category of Personnel - Total	5,047	65	108	190	45	32	4,137	143	39	40	23	41	184
Officer	633	44	26	144	19	11	68	34	22	25	12	33	175
Warrant Officer	1	-	-	-	-	1	-	-	-	-	-	-	-
Airman	4,413	21	82	46	26	20	4,049	109	17	15	11	8	9

TABLE 158 - GAINS AND LOSSES OF MILITARY PERSONNEL TO COMMAND STRENGTH - FY 1957 (Continued)

GAIN OR LOSS BY TYPE	TOTAL	JUL (1956)	AUG	SEP	OCT	NOV	DEC	JAN (1957)	FEB	MAR	APR	MAY	JUN
<u>Disloyal or Subversive - Total</u>	12	1	4	1	-	1	2	-	-	1	1	1	-
Officer	1	-	1	-	-	1	-	-	-	-	-	-	-
Warrant Officer	-	-	-	-	-	-	-	-	-	-	-	-	-
Airman	11	1	3	1	-	1	2	-	-	1	1	1	-
<u>Homosexual - Total</u>	1,302	76	84	76	119	126	106	142	98	125	152	113	85
Officer	6	-	-	-	-	1	1	2	2	-	-	-	-
Warrant Officer	-	-	-	-	-	-	-	-	-	-	-	-	-
Airman	1,296	76	84	76	119	125	105	140	96	125	152	113	85
<u>Conviction by Civil Court - Total</u>	1,280	91	78	85	85	103	116	116	119	108	118	136	125
Officer	3	-	-	-	2	-	-	-	-	-	1	-	-
Warrant Officer	-	-	-	-	-	-	-	-	-	-	-	-	-
Airman	1,277	91	78	85	83	103	116	116	119	108	117	136	125
<u>Dismissal From the Service (Officer and Enlisted)</u> <u>Dishonorable or Bad Conduct Discharge, Sentence</u> <u>by Court Martial (Enlisted) - Total</u>	1,563	129	120	132	132	137	156	108	138	139	113	139	120
Officer	6	1	-	1	-	1	1	-	-	-	-	2	-
Warrant Officer	1	-	-	-	-	-	-	-	-	-	1	-	-
Airman	1,556	128	120	131	132	136	155	108	138	139	112	137	120
<u>Substandard Efficiency or Conduct (Officer) - Total</u>	118	13	7	11	8	10	9	1	7	15	6	17	14
Officer	117	13	7	11	7	10	9	1	7	15	6	17	14
Warrant Officer	1	-	-	-	1	-	-	-	-	-	-	-	-
Airman	-	-	-	-	-	-	-	-	-	-	-	-	-
<u>Inaptitude or Unsuitability (Enlisted) - Total</u>	6,878	645	629	502	490	498	468	430	522	645	682	685	682
Officer	-	-	-	-	-	-	-	-	-	-	-	-	-
Warrant Officer	-	-	-	-	-	-	-	-	-	-	-	-	-
Airman	6,878	645	629	502	490	498	468	430	522	645	682	685	682
<u>Discharge for Disability - Total</u>	4,274	362	362	350	412	339	417	328	315	339	373	354	323
Officer	94	7	9	14	7	9	10	9	6	5	4	9	5
Warrant Officer	1	-	-	1	-	-	-	-	-	-	-	-	-
Airman	4,179	355	353	335	405	330	407	319	309	334	369	345	318
<u>Marriage (Female) - Total</u>	941	86	110	104	83	70	83	65	78	63	73	65	61
Officer	44	4	6	2	3	9	2	3	5	1	2	2	5
Warrant Officer	-	-	-	-	-	-	-	-	-	-	-	-	-
Airman	897	82	104	102	80	61	81	62	73	62	71	63	56
<u>Minor Children (Female) - Total</u>	20	-	1	-	3	2	2	3	2	2	1	3	1
Officer	4	-	-	-	-	1	-	-	1	2	-	-	-
Warrant Officer	-	-	-	-	-	-	-	-	-	-	-	-	-
Airman	16	-	1	-	3	1	2	3	1	-	1	3	1

TABLE 158 - GAINS AND LOSSES OF MILITARY PERSONNEL TO COMMAND STRENGTH - FY 1957 (CONTINUED)

GAIN OR LOSS BY TYPE	TOTAL	JUL (1956)	AUG	SEP	OCT	NOV	DEC	JAN (1957)	FEB	MAR	APR	MAY	JUN
<u>Pregnancy (Female) - Total</u>	<u>1,275</u>	<u>110</u>	<u>121</u>	<u>104</u>	<u>84</u>	<u>66</u>	<u>109</u>	<u>88</u>	<u>87</u>	<u>131</u>	<u>125</u>	<u>108</u>	<u>122</u>
Officer	170	15	15	16	8	11	11	12	15	13	18	16	20
Warrant Officer	-	-	-	-	-	-	-	-	-	-	-	-	-
Airman	1,105	95	106	88	76	75	98	76	72	118	107	92	102
<u>Fraudulent Enlistment - Total</u>	<u>906</u>	<u>101</u>	<u>77</u>	<u>75</u>	<u>54</u>	<u>78</u>	<u>88</u>	<u>88</u>	<u>72</u>	<u>72</u>	<u>94</u>	<u>59</u>	<u>48</u>
Officer	-	-	-	-	-	-	-	-	-	-	-	-	-
Warrant Officer	-	-	-	-	-	-	-	-	-	-	-	-	-
Airman	906	101	77	75	54	78	88	88	72	72	94	59	48
<u>Dependency or Hardship - Total</u>	<u>2,522</u>	<u>187</u>	<u>218</u>	<u>206</u>	<u>217</u>	<u>194</u>	<u>224</u>	<u>192</u>	<u>174</u>	<u>201</u>	<u>245</u>	<u>228</u>	<u>236</u>
Officer	-	-	-	-	-	-	-	-	-	-	-	-	-
Warrant Officer	-	-	-	-	-	-	-	-	-	-	-	-	-
Airman	2,522	187	218	206	217	194	224	192	174	201	245	228	236
<u>Minority - Total</u>	<u>533</u>	<u>81</u>	<u>67</u>	<u>50</u>	<u>41</u>	<u>40</u>	<u>41</u>	<u>44</u>	<u>44</u>	<u>27</u>	<u>35</u>	<u>31</u>	<u>32</u>
Officer	-	-	-	-	-	-	-	-	-	-	-	-	-
Warrant Officer	-	-	-	-	-	-	-	-	-	-	-	-	-
Airman	533	81	67	50	41	40	41	44	44	27	35	31	32
<u>Conscientious Objector - Total</u>	<u>1</u>	<u>-</u>	<u>-</u>	<u>-</u>	<u>-</u>	<u>-</u>	<u>-</u>	<u>-</u>	<u>-</u>	<u>-</u>	<u>1</u>	<u>-</u>	<u>-</u>
Officer	-	-	-	-	-	-	-	-	-	-	-	-	-
Warrant Officer	-	-	-	-	-	-	-	-	-	-	-	-	-
Airman	1	-	-	-	-	-	-	-	-	-	1	-	-
<u>Hardship - Total</u>	<u>169</u>	<u>31</u>	<u>36</u>	<u>34</u>	<u>24</u>	<u>10</u>	<u>6</u>	<u>5</u>	<u>3</u>	<u>5</u>	<u>3</u>	<u>6</u>	<u>6</u>
Officer	168	31	35	34	24	10	6	5	3	5	3	6	6
Warrant Officer	1	-	1	-	-	-	-	-	-	-	-	-	-
Airman	-	-	-	-	-	-	-	-	-	-	-	-	-
<u>National Health, Safety of Interest - Total</u>	<u>4</u>	<u>1</u>	<u>-</u>	<u>1</u>	<u>1</u>	<u>-</u>	<u>1</u>	<u>-</u>	<u>-</u>	<u>-</u>	<u>-</u>	<u>-</u>	<u>-</u>
Officer	4	1	-	1	1	-	1	-	-	-	-	-	-
Warrant Officer	-	-	-	-	-	-	-	-	-	-	-	-	-
Airman	-	-	-	-	-	-	-	-	-	-	-	-	-
<u>Unconditional - Total</u>	<u>785</u>	<u>96</u>	<u>87</u>	<u>72</u>	<u>70</u>	<u>70</u>	<u>54</u>	<u>63</u>	<u>56</u>	<u>87</u>	<u>52</u>	<u>43</u>	<u>35</u>
Officer	100	11	6	7	3	13	8	8	10	9	7	15	3
Warrant Officer	1	-	-	-	-	-	-	-	-	-	1	-	-
Airman	684	85	81	65	67	57	46	55	46	78	44	28	32
<u>In Lieu of Demotion, Board Action, or Elimination</u>													
<u>From the Service - Total</u>	<u>98</u>	<u>4</u>	<u>11</u>	<u>6</u>	<u>15</u>	<u>6</u>	<u>10</u>	<u>8</u>	<u>7</u>	<u>8</u>	<u>8</u>	<u>7</u>	<u>8</u>
Officer	80	3	7	2	13	6	9	7	7	7	6	6	7
Warrant Officer	1	-	-	1	-	-	-	-	-	-	-	-	-
Airman	17	1	4	3	2	-	1	1	-	1	2	1	1

TABLE 158 - GAINS AND LOSSES OF MILITARY PERSONNEL TO COMMAND STRENGTH - FY 1957 (Continued)

GAIN OR LOSS BY TYPE	TOTAL	JUL (1956)	AUG	SEP	OCT	NOV	DEC	JAN (1957)	FEB	MAR	APR	MAY	JUN
<u>For the Good of the Service or in Lieu of</u>													
Trial by Courts Martial - Total	133	7	7	12	10	12	13	11	8	12	22	9	10
Officer	128	6	6	12	10	12	11	11	8	12	21	9	10
Warrant Officer	5	1	1	-	-	-	2	-	-	-	1	-	-
Airman	-	-	-	-	-	-	-	-	-	-	-	-	-
<u>Unfitness (Character) - Total</u>	<u>6,715</u>	<u>436</u>	<u>546</u>	<u>588</u>	<u>621</u>	<u>570</u>	<u>587</u>	<u>562</u>	<u>543</u>	<u>645</u>	<u>643</u>	<u>528</u>	<u>446</u>
Officer	-	-	-	-	-	-	-	-	-	-	-	-	-
Warrant Officer	-	-	-	-	-	-	-	-	-	-	-	-	-
Airman	6,715	436	546	588	621	570	587	562	543	645	643	528	446
<u>Physical Unfitness (AWOLS and Deserters) - Total</u>	<u>57</u>	<u>3</u>	<u>7</u>	<u>3</u>	<u>5</u>	<u>7</u>	<u>2</u>	<u>6</u>	<u>2</u>	<u>5</u>	<u>6</u>	<u>6</u>	<u>5</u>
Officer	-	-	-	-	-	-	-	-	-	-	-	-	-
Warrant Officer	-	-	-	-	-	-	-	-	-	-	-	-	-
Airman	57	3	7	3	5	7	2	6	2	5	6	6	5
<u>Officer Twice Passed Over for Promotion - Total</u>	<u>34</u>	<u>-</u>	<u>-</u>	<u>3</u>	<u>6</u>	<u>2</u>	<u>5</u>	<u>2</u>	<u>1</u>	<u>2</u>	<u>7</u>	<u>3</u>	<u>3</u>
Officer	27	-	-	3	6	2	5	2	1	2	7	3	3
Warrant Officer	7	-	-	-	-	-	-	-	-	-	4	2	1
Airman	-	-	-	-	-	-	-	-	-	-	-	-	-
<u>Revocation of Commission or W/O Appointment - Total</u>	<u>48</u>	<u>5</u>	<u>1</u>	<u>2</u>	<u>4</u>	<u>1</u>	<u>4</u>	<u>4</u>	<u>5</u>	<u>7</u>	<u>3</u>	<u>6</u>	<u>6</u>
Officer	47	5	1	2	4	1	4	4	5	7	3	6	6
Warrant Officer	1	-	-	-	-	-	-	-	-	-	-	-	-
Airman	-	-	-	-	-	-	-	-	-	-	-	-	-
<u>Removal From Active List (Regular Officers) - Total</u>	<u>9</u>	<u>-</u>	<u>-</u>	<u>1</u>	<u>1</u>	<u>-</u>	<u>1</u>	<u>1</u>	<u>-</u>	<u>1</u>	<u>1</u>	<u>1</u>	<u>2</u>
Officer	8	-	-	1	1	-	1	1	-	1	1	1	2
Warrant Officer	1	-	-	-	-	-	-	-	-	-	1	-	-
Airman	-	-	-	-	-	-	-	-	-	-	-	-	-
<u>Deaths - Total</u>	<u>1,771</u>	<u>197</u>	<u>139</u>	<u>139</u>	<u>143</u>	<u>145</u>	<u>149</u>	<u>182</u>	<u>147</u>	<u>121</u>	<u>129</u>	<u>126</u>	<u>154</u>
Officer	517	56	32	38	44	44	50	66	56	42	30	24	35
Warrant Officer	6	1	1	-	-	-	-	1	-	3	-	-	1
Airman	1,248	141	106	101	99	101	99	115	91	76	99	102	118
<u>Involuntary Release of Airmen - Total</u>	<u>3,700</u>	<u>2,071</u>	<u>1,433</u>	<u>195</u>	<u>1</u>	<u>-</u>	<u>-</u>	<u>-</u>	<u>-</u>	<u>-</u>	<u>-</u>	<u>-</u>	<u>-</u>
Officer	-	-	-	-	-	-	-	-	-	-	-	-	-
Warrant Officer	-	-	-	-	-	-	-	-	-	-	-	-	-
Airman	3,700	2,071	1,433	195	1	-	-	-	-	-	-	-	-
<u>Voluntary Release of Airmen - Total</u>	<u>2,219</u>	<u>336</u>	<u>460</u>	<u>247</u>	<u>282</u>	<u>298</u>	<u>335</u>	<u>134</u>	<u>64</u>	<u>51</u>	<u>11</u>	<u>-</u>	<u>1</u>
Officer	-	-	-	-	-	-	-	-	-	-	-	-	-
Warrant Officer	-	-	-	-	-	-	-	-	-	-	-	-	-
Airman	2,219	336	460	247	282	298	335	134	64	51	11	-	1

455669 O - 58 - 21

TABLE 158 - GAINS AND LOSSES OF MILITARY PERSONNEL TO COMMAND STRENGTH - FY 1957 (CONTINUED)

GAIN OR LOSS BY TYPE	TOTAL	JUL (1956)	AUG	SEP	OCT	NOV	DEC	JAN (1957)	FEB	MAR	APR	MAY	JUN
<u>As Absentee or Deserter - Total</u>	<u>2,424</u>	<u>213</u>	<u>240</u>	<u>224</u>	<u>257</u>	<u>198</u>	<u>194</u>	<u>215</u>	<u>169</u>	<u>174</u>	<u>172</u>	<u>188</u>	<u>180</u>
Officer	5	-	-	-	1	-	-	-	-	2	2	-	-
Warrant Officer	2	-	-	-	-	1	-	-	1	-	-	-	-
Airman	2,417	213	240	224	256	197	194	215	168	172	170	188	180
<u>As Prisoner - Total</u>	<u>1,656</u>	<u>133</u>	<u>138</u>	<u>126</u>	<u>100</u>	<u>114</u>	<u>121</u>	<u>133</u>	<u>217</u>	<u>138</u>	<u>175</u>	<u>145</u>	<u>116</u>
Officer	4	-	-	2	-	-	-	-	-	1	-	1	-
Warrant Officer	1	1	-	-	-	-	-	-	-	-	-	-	-
Airman	1,651	132	138	124	100	114	121	133	217	137	175	144	116
<u>As Missing or Prisoner of War - Total</u>	<u>169</u>	<u>4</u>	<u>8</u>	<u>22</u>	<u>55</u>	<u>-</u>	<u>7</u>	<u>1</u>	<u>6</u>	<u>53</u>	<u>3</u>	<u>7</u>	<u>3</u>
Officer	50	2	2	9	5	-	4	1	6	15	1	3	1
Warrant Officer	1	-	-	-	-	-	1	-	-	-	-	-	-
Airman	118	2	6	13	50	-	2	-	-	37	2	4	2
<u>Correction of Previously Reported as Gained From</u>													
<u>Dropped From Unit Rolls - Total</u>	<u>65</u>	<u>4</u>	<u>6</u>	<u>4</u>	<u>2</u>	<u>-</u>	<u>5</u>	<u>4</u>	<u>32</u>	<u>3</u>	<u>3</u>	<u>2</u>	<u>-</u>
Officer	-	-	-	-	-	-	-	-	-	-	-	-	-
Warrant Officer	-	-	-	-	-	-	-	-	-	-	-	-	-
Airman	65	4	6	4	2	-	5	4	32	3	3	2	-
<u>Non-Disability - Total</u>	<u>1,579</u>	<u>158</u>	<u>112</u>	<u>96</u>	<u>79</u>	<u>67</u>	<u>57</u>	<u>42</u>	<u>303</u>	<u>135</u>	<u>177</u>	<u>158</u>	<u>195</u>
Officer	422	54	35	26	16	19	11	8	101	38	41	35	38
Warrant Officer	101	12	8	9	5	1	3	2	24	6	10	11	10
Airman	1,056	92	69	61	58	47	43	32	178	91	126	112	147
<u>Disability - Total</u>	<u>2,124</u>	<u>169</u>	<u>142</u>	<u>241</u>	<u>141</u>	<u>102</u>	<u>129</u>	<u>128</u>	<u>207</u>	<u>215</u>	<u>218</u>	<u>190</u>	<u>241</u>
Officer	359	33	26	40	20	19	16	19	49	34	31	34	38
Warrant Officer	23	1	3	1	2	1	-	1	4	3	1	5	1
Airman	1,742	135	113	200	119	82	113	108	154	179	186	151	202
<u>Correction of Previously Reported Accession - Total</u>													
Officer	206	29	15	22	13	31	17	22	16	14	10	9	8
Warrant Officer	128	19	9	12	9	18	13	15	9	11	3	6	4
Airman	76	10	6	10	4	13	4	7	6	2	7	3	4

Source: Personnel Statistics Division, Directorate of Statistical Services, DCS/Comptroller

TABLE 159 - GAINS AND LOSSES OF FEMALE MILITARY PERSONNEL TO COMMAND STRENGTH - FY 1957

(Figures in parentheses represent WAF Officers only and are included in open figures which include both Air Force Nurses/Women's Medical Specialists Officers. Data below included in "Gains and Losses of Military Personnel to Command Strength" table.)

GAIN OR LOSS	TOTAL	JUL (1956)	AUG	SEP	OCT	NOV	DEC	JAN (1957)	FEB	MAR	APR	MAY	JUN
<u>GAIN - TOTAL</u>	(73) 3,906	(4) 462	(1) 474	(6) 431	(1) 497	466	(4) 135	(22) 275	199	(8) 262	(21) 232	(1) 234	(5) 239
<u>OFFICER - TOTAL</u>	(73) 903	(4) 68	(1) 81	(6) 49	(1) 98	138	(4) 16	(22) 144	58	(8) 83	(21) 57	(1) 55	(5) 56
<u>WARRANT OFFICERS - TOTAL</u>	1	-	-	-	-	-	-	1	-	-	-	-	-
<u>AIRMAN - TOTAL</u>	3,002	394	393	382	399	328	119	130	141	179	175	179	183
<u>To Extended Active Duty From Air Force</u>													
<u>Reserve - Total</u>	(51) 887	(4) 70	(1) 81	43	(1) 99	139	(1) 14	(20) 142	60	75	(21) 57	(1) 55	(2) 52
<u>Officer</u>	(51) 880	(4) 68	(1) 81	43	(1) 98	138	(1) 13	(20) 142	58	75	(21) 57	(1) 55	(2) 52
<u>Warrant Officer</u>	-	-	-	-	-	-	-	-	-	-	-	-	-
<u>Airman</u>	7	2	-	-	1	1	1	-	2	-	-	-	-
<u>Non-Prior Service - Total</u>	2,743	377	376	358	379	298	106	98	122	146	158	159	166
<u>Officer</u>	-	-	-	-	-	-	-	-	-	-	-	-	-
<u>Warrant Officer</u>	-	-	-	-	-	-	-	-	-	-	-	-	-
<u>Airman</u>	2 743	377	376	358	379	298	106	98	122	146	158	159	166
<u>Prior Active Military Service - Total</u>	94	10	7	10	13	8	3	11	8	8	7	4	5
<u>Officer</u>	-	-	-	-	-	-	-	-	-	-	-	-	-
<u>Warrant Officer</u>	-	-	-	-	-	-	-	-	-	-	-	-	-
<u>Airman</u>	94	10	7	10	13	8	3	11	8	8	7	4	5
<u>For Officer Candidate School - Total</u>	13	-	-	3	-	-	-	3	-	4	-	-	3
<u>Officer</u>	-	-	-	3	-	-	-	3	-	4	-	-	3
<u>Warrant Officer</u>	-	-	-	-	-	-	-	-	-	-	-	-	-
<u>Airman</u>	13	-	-	3	-	-	-	3	-	4	-	-	3
<u>Airmen Within 90 Days of Separation</u>													
<u>From Regular Air Force - Total</u>	119	3	8	2	5	17	7	14	7	17	10	14	8
<u>Officer</u>	-	-	-	-	-	-	-	-	-	-	-	-	-
<u>Warrant Officer</u>	-	-	-	-	-	-	-	-	-	-	-	-	-
<u>Airman</u>	119	3	8	2	5	17	7	14	7	17	10	14	8
<u>Appointed Warrant Off or Commissioned</u>													
<u>Officer from Enlisted Status - Total</u>	(2) 3	-	-	-	-	-	-	(2) 3	-	-	-	-	-
<u>Officer</u>	(2) 3	-	-	-	-	-	-	(2) 3	-	-	-	-	-
<u>Warrant Officer</u>	1	-	-	-	-	-	-	1	-	-	-	-	-
<u>Airman</u>	-	-	-	-	-	-	-	-	-	-	-	-	-
<u>Commissioned Officer from Officer</u>													
<u>Candidate School - Total</u>	(20) 20	-	-	(6) 6	-	-	(3) 3	-	-	(8) 8	-	-	(3) 3
<u>Officer</u>	(20) 20	-	-	(6) 6	-	-	(3) 3	-	-	(8) 8	-	-	(3) 3
<u>Warrant Officer</u>	-	-	-	-	-	-	-	-	-	-	-	-	-
<u>Airman</u>	-	-	-	-	-	-	-	-	-	-	-	-	-

TABLE 159 - GAINS AND LOSSES OF FEMALE MILITARY PERSONNEL TO COMMAND STRENGTH - FY 1957 (Continued)

GAIN OR LOSS	TOTAL	JUL (1956)	AUG	SEP	OCT	NOV	DEC	JAN (1957)	FEB	MAR	APR	MAY	JUN
<u>Transferred From Army - Total</u>	1	-	-	-	-	-	-	-	-	-	-	-	1
Officer	1	-	-	-	-	-	-	-	-	-	-	-	1
Warrant Officer	-	-	-	-	-	-	-	-	-	-	-	-	-
Airman	-	-	-	-	-	-	-	-	-	-	-	-	-
<u>Returned From Desertion - Total</u>	26	2	2	2	1	4	2	4	2	4	-	2	1
Officer	-	-	-	-	-	-	-	-	-	-	-	-	-
Warrant Officer	-	-	-	-	-	-	-	-	-	-	-	-	-
Airman	26	2	2	2	1	4	2	4	2	4	-	2	1
<u>LOSS - TOTAL</u>	(81) 3,940	(9) 357	(8) 375	(9) 376	(4) 347	(12) 281	(7) 313	290	(8) 296	(7) 362	(3) 303	(4) 304	(10) 336
<u>OFFICER - TOTAL</u>	(81) 556	(9) 59	(8) 50	(9) 49	(4) 50	(12) 46	(7) 35	34	(8) 42	(7) 52	(3) 37	(4) 34	(10) 68
<u>WARRANT OFFICER - TOTAL</u>	-	-	-	-	-	-	-	-	-	-	-	-	-
<u>AIRMAN - TOTAL</u>	3,384	298	325	327	297	235	278	256	254	310	266	270	268
<u>Transferred to AFRes or ANG Status From</u>													
<u>Deferred Release Status - Total</u>	(16) 25	(5) 8	(3) 4	(3) 3	(2) 4	(1) 3	(1) 2	-	-	-	-	-	(1) 1
Officer	(16) 25	(5) 8	(3) 4	(3) 3	(2) 4	(1) 3	(1) 2	-	-	-	-	-	(1) 1
Warrant Officer	-	-	-	-	-	-	-	-	-	-	-	-	-
Airman	-	-	-	-	-	-	-	-	-	-	-	-	-
<u>Indefinite Active Duty Status - Total</u>	(21) 28	-	(1) 1	(2) 4	(1) 3	(2) 3	(1) 2	-	(2) 2	(3) 4	(2) 2	(2) 2	(5) 5
Officer	(21) 28	-	(1) 1	(2) 4	(1) 3	(2) 3	(1) 2	-	(2) 2	(3) 4	(2) 2	(2) 2	(5) 5
Warrant Officer	-	-	-	-	-	-	-	-	-	-	-	-	-
Airman	-	-	-	-	-	-	-	-	-	-	-	-	-
<u>Medical Personnel - Total</u>	163	14	12	12	24	14	6	13	10	20	7	10	21
Officer	163	14	12	12	24	14	6	13	10	20	7	10	21
Warrant Officer	-	-	-	-	-	-	-	-	-	-	-	-	-
Airman	-	-	-	-	-	-	-	-	-	-	-	-	-
<u>Regular Airmen Without Service</u>													
<u>Obligation - Total</u>	553	45	37	46	70	38	18	40	51	63	34	50	61
Officer	-	-	-	-	-	-	-	-	-	-	-	-	-
Warrant Officer	-	-	-	-	-	-	-	-	-	-	-	-	-
Airman	553	45	37	46	70	38	18	40	51	63	34	50	61
<u>Air Force Reserve or Air National</u>													
<u>Guard - Total</u>	1	-	-	-	-	-	-	-	1	-	-	-	-
Officer	-	-	-	-	-	-	-	-	-	-	-	-	-
Warrant Officer	-	-	-	-	-	-	-	-	-	-	-	-	-
Airman	1	-	-	-	-	-	-	-	1	-	-	-	-

TABLE 159 - GAINS AND LOSSES OF FEMALE MILITARY PERSONNEL TO COMMAND STRENGTH - FY 1957 (CONTINUED)

GAIN OR LOSS	TOTAL	JUL (1956)	AUG	SEP	OCT	NOV	DEC	JAN (1957)	FEB	MAR	APR	MAY	JUN
<u>To Accept Appointment as Warrant</u>													
Officer - Total	1	-	-	-	-	-	-	1	-	-	-	-	-
Officer	-	-	-	-	-	-	-	-	-	-	-	-	-
Warrant Officer	-	-	-	-	-	-	-	-	-	-	-	-	-
Airman	1	-	-	-	-	-	-	1	-	-	-	-	-
<u>To Accept Public Office or Essential to National Health, Safety or Interest - Total</u>													
Officer	2	-	-	2	-	-	-	-	-	-	-	-	-
Warrant Officer	-	-	-	-	-	-	-	-	-	-	-	-	-
Airman	2	-	-	2	-	-	-	-	-	-	-	-	-
<u>To Accept Commission as Officer in AF (Other than OCS or AVC) - Total</u>													
Officer	2	-	-	-	-	-	1	1	-	-	-	-	-
Warrant Officer	-	-	-	-	-	-	-	-	-	-	-	-	-
Airman	2	-	-	-	-	-	1	1	-	-	-	-	-
<u>To Accept Commission as Officer From</u>													
OCS - Total	20	-	-	6	-	-	3	-	-	8	-	-	3
Officer	-	-	-	-	-	-	-	-	-	-	-	-	-
Warrant Officer	-	-	-	-	-	-	-	-	-	-	-	-	-
Airman	20	-	-	6	-	-	3	-	-	8	-	-	3
<u>Aviation Cadet or OCS Elinees Who Have Completed Active Duty Commitment - Total</u>													
Officer	1	-	-	-	-	-	-	-	-	1	-	-	-
Warrant Officer	-	-	-	-	-	-	-	-	-	-	-	-	-
Airman	1	-	-	-	-	-	-	-	-	1	-	-	-
<u>To Attend Medical or Dental Schools - Total</u>													
Officer	5	1	1	-	-	-	2	-	-	-	-	1	-
Warrant Officer	-	-	-	-	-	-	-	-	-	-	-	-	-
Airman	5	1	1	-	-	-	2	-	-	-	-	1	-
<u>To Attend School Other Than Medical</u>													
School - Total	23	2	2	2	-	-	1	4	3	1	-	-	1
Officer	-	-	-	-	-	-	-	-	-	-	-	-	-
Warrant Officer	-	-	-	-	-	-	-	-	-	-	-	-	-
Airman	23	2	2	2	-	-	1	4	3	1	-	-	1
<u>Returned From Overseas with Less than Three (Ann) or Six (Off) Months Retainability - Total</u>													
Officer	141	17	13	19	15	13	14	11	7	5	5	8	14
Officer	54	6	6	6	5	3	6	3	2	3	3	2	9
Warrant Officer	-	-	-	-	-	-	-	-	-	-	-	-	-
Airman	87	11	7	13	10	10	8	8	5	2	2	6	5

TABLE 159 - GAINS AND LOSSES OF FEMALE MILITARY PERSONNEL TO COMMAND STRENGTH - FY 1957 (CONTINUED)

GAIN OR LOSS	TOTAL	JUL (1956)	AUG	SEP	OCT	NOV	DEC	JAN (1957)	FEB	MAR	APR	MAY	JUN
<u>By Direction of USAF for Special Category of Personnel - Total</u>	(1) 18		(1) 1	2	-	1	9	1	1	-	1	-	2
Officer	(1) 2		(1) 1	1	-	-	1	-	1	-	1	-	-
Warrant Officer	-		-	-	-	-	-	-	-	-	-	-	-
Airman	16		-	2	-	1	8	1	1	-	1	-	2
<u>Homosexual - Total</u>	133	7	6	11	10	17	11	22	10	11	9	15	4
Officer	-	-	-	-	-	-	-	-	-	-	-	-	-
Warrant Officer	-	-	-	-	-	-	-	-	-	-	-	-	-
Airman	133	7	6	11	10	17	11	22	10	11	9	15	4
<u>Conviction by Civil Court - Total</u>	2	-	-	1	-	-	-	-	-	1	-	-	-
Officer	1	-	-	-	-	-	-	-	-	-	-	-	-
Warrant Officer	-	-	-	-	-	-	-	-	-	-	-	-	-
Airman	2	-	-	1	-	-	-	-	-	1	-	-	-
<u>Dismissal From the Service (Officers and Enlisted) Dishonorable or Bad Conduct Discharge, Sentence by Court Martial (Enlisted) - Total</u>	2	-	-	-	-	-	-	1	-	-	-	-	1
Officer	1	-	-	-	-	-	-	-	-	-	-	-	-
Warrant Officer	-	-	-	-	-	-	-	-	-	-	-	-	-
Airman	2	-	-	-	-	-	-	1	-	-	-	-	1
<u>Substandard Efficiency or Conduct (Officers) - Total</u>	1	-	-	-	-	1	-	-	-	-	-	-	-
Officer	1	-	-	-	-	1	-	-	-	-	-	-	-
Warrant Officer	-	-	-	-	-	-	-	-	-	-	-	-	-
Airman	-	-	-	-	-	-	-	-	-	-	-	-	-
<u>Inaptitude or Unsuitability (Enl) - Total</u>	159	14	17	16	8	10	12	15	9	9	10	19	20
Officer	-	-	-	-	-	-	-	-	-	-	-	-	-
Warrant Officer	-	-	-	-	-	-	-	-	-	-	-	-	-
Airman	159	14	17	16	8	10	12	15	9	9	10	19	20
<u>Discharge for Disability - Total</u>	(1) 119	(1) 17	15	11	13	10	11	11	3	8	9	6	5
Officer	(1) 8	(1) 2	1	2	-	-	-	1	-	-	1	-	1
Warrant Officer	-	-	-	-	-	-	-	-	-	-	-	-	-
Airman	111	15	14	9	13	10	11	10	3	8	8	6	4
<u>Marriage - Total</u>	(11) 941	(1) 86	110	104	83	(5) 70	(2) 83	65	78	63	73	65	(3) 61
Officer	(11) 44	(1) 4	6	2	3	(5) 9	(2) 2	3	5	1	2	2	(3) 3
Warrant Officer	-	-	-	-	-	-	-	-	-	-	-	-	-
Enlisted	897	82	104	102	80	61	81	62	73	62	71	63	56

TABLE 158 - GAINS AND LOSSES OF FEMALE MILITARY PERSONNEL TO COMMAND STRENGTH - FY 1957 (CONTINUED)

GAIN OR LOSS	TOTAL	JUL (1956)	AUG	SEP	OCT	NOV	DEC	JAN (1957)	FEB	MAR	APR	MAY	JUN
<u>Minor Children - Total</u>	(2) 20	-	1	-	3	(1) 2	2	3	(1) 2	2	1	3	1
Officer	(2) 4	-	-	-	-	(1) 1	-	3	(1) 1	2	-	-	1
Warrant Officer	-	-	-	-	-	-	-	-	-	-	-	-	-
Airman	16	-	1	-	3	1	2	3	1	-	1	3	1
<u>Pregnancy - Total</u>	(17) 1,275	(1) 110	(2) 121	(2) 104	(1) 84	(3) 86	(3) 109	88	(2) 87	(1) 131	(1) 125	(1) 108	122
Officer	(17) 170	(1) 15	(2) 15	(2) 18	(1) 8	(3) 11	(3) 11	12	(2) 15	(1) 13	(1) 18	(1) 16	20
Warrant Officer	-	-	-	-	-	-	-	-	-	-	-	-	-
Airman	1,105	95	106	88	76	75	98	76	72	118	107	92	102
<u>Fraudulent Enlistment - Total</u>	10	-	4	-	1	1	-	2	1	-	1	-	-
Officer	-	-	-	-	-	-	-	-	-	-	-	-	-
Warrant Officer	-	-	-	-	-	-	-	-	-	-	-	-	-
Airman	10	-	4	-	1	1	-	2	1	-	1	-	-
<u>Dependency or Hardship - Total</u>	47	3	4	3	9	1	6	3	3	5	4	3	3
Officer	-	-	-	-	-	-	-	-	-	-	-	-	-
Warrant Officer	-	-	-	-	-	-	-	-	-	-	-	-	-
Airman	47	3	4	3	9	1	6	3	3	5	4	3	3
<u>Minority - Total</u>	9	1	1	-	1	2	1	-	1	-	-	1	1
Officer	-	-	-	-	-	-	-	-	-	-	-	-	-
Warrant Officer	-	-	-	-	-	-	-	-	-	-	-	-	-
Airman	9	1	1	-	1	2	1	-	1	-	-	1	1
<u>Hardship - Total</u>	2	1	-	-	-	-	-	-	-	-	-	-	1
Officer	2	1	-	-	-	-	-	-	-	-	-	-	1
Warrant Officer	-	-	-	-	-	-	-	-	-	-	-	-	-
Airman	-	-	-	-	-	-	-	-	-	-	-	-	-
<u>National Health, Safety or Interest - Total</u>	1	-	-	-	-	-	1	-	-	-	-	-	-
Officer	1	-	-	-	-	-	1	-	-	-	-	-	-
Warrant Officer	-	-	-	-	-	-	-	-	-	-	-	-	-
Airman	-	-	-	-	-	-	-	-	-	-	-	-	-
<u>Unconditional - Total</u>	(1) 6	-	1	1	-	-	-	-	-	1	1	1	(1) 1
Officer	(1) 3	-	-	-	-	-	-	-	-	-	-	1	(1) 1
Warrant Officer	-	-	-	-	-	-	-	-	-	-	-	-	-
Airman	4	-	1	1	-	-	-	-	-	1	1	-	-
<u>In Lieu of Demotion, Board Action, or Elimination From the Service - Total</u>	(1) 7	1	-	-	-	-	2	-	-	(1) 1	1	1	1
Officer	(1) 5	1	-	-	-	-	1	-	-	(1) 1	1	1	1
Warrant Officer	-	-	-	-	-	-	-	-	-	-	-	-	-
Airman	2	-	-	-	-	-	1	-	-	-	-	-	-

TABLE 159 - GAINS AND LOSSES OF FEMALE MILITARY PERSONNEL TO COMMAND STRENGTH - FY 1957 (CONTINUED)

GAIN OR LOSS	TOTAL	JUL (1956)	AUG	SEP	OCT	NOV	DEC	JAN (1957)	FEB	MAR	APR	MAY	JUN
<u>For the Good of the Service or in Lieu of Trial by Courts Martial - Total</u>	7	-	-	1	1	-	1	-	1	1	2	-	-
Officer	7	-	-	1	1	-	1	-	1	1	2	-	-
Warrant Officer	-	-	-	-	-	-	-	-	-	-	-	-	-
Airman	-	-	-	-	-	-	-	-	-	-	-	-	-
<u>Unfitness (Character) - Total</u>	100	5	12	10	7	7	8	6	15	11	10	6	3
Officer	-	-	-	-	-	-	-	-	-	-	-	-	-
Warrant Officer	-	-	-	-	-	-	-	-	-	-	-	-	-
Airman	100	5	12	10	7	7	8	6	15	11	10	6	3
<u>Revocation of Commission or Warrant Officer Appointment - Total</u>	(1) 3	-	-	-	1	-	-	-	(1) 2	-	-	-	-
Officer	(1) 3	-	-	-	1	-	-	-	(1) 2	-	-	-	-
Warrant Officer	-	-	-	-	-	-	-	-	-	-	-	-	-
Airman	-	-	-	-	-	-	-	-	-	-	-	-	-
<u>Removal From Active List (Regular Officers) - Total</u>	(1) 1	-	-	(1) 1	-	-	-	-	-	-	-	-	-
Officer	(1) 1	-	-	(1) 1	-	-	-	-	-	-	-	-	-
Warrant Officer	-	-	-	-	-	-	-	-	-	-	-	-	-
Airman	-	-	-	-	-	-	-	-	-	-	-	-	-
<u>Deaths - Total</u>	(1) 15	4	-	(1) 1	2	-	-	-	3	1	1	1	2
Officer	(1) 9	2	-	(1) 1	1	-	-	-	2	1	1	1	2
Warrant Officer	-	-	-	-	-	-	-	-	-	-	-	-	-
Airman	6	2	-	-	1	-	-	-	1	-	1	1	2
<u>Involuntary Release of Airmen - Total</u>	8	5	2	1	-	-	-	-	-	-	-	-	-
Officer	-	-	-	-	-	-	-	-	-	-	-	-	-
Warrant Officer	-	-	-	-	-	-	-	-	-	-	-	-	-
Airman	8	5	2	1	-	-	-	-	-	-	-	-	-
<u>Voluntary Release of Airmen - Total</u>	13	3	1	1	2	1	3	-	1	1	-	-	-
Officer	-	-	-	-	-	-	-	-	-	-	-	-	-
Warrant Officer	-	-	-	-	-	-	-	-	-	-	-	-	-
Airman	13	3	1	1	2	1	3	-	1	1	-	-	-
<u>As Absentee or Deserter - Total</u>	26	2	1	4	4	-	3	1	3	3	3	2	-
Officer	-	-	-	-	-	-	-	-	-	-	-	-	-
Warrant Officer	-	-	-	-	-	-	-	-	-	-	-	-	-
Airman	26	2	1	4	4	-	3	1	3	3	3	2	-
<u>As Missing or Prisoner of War - Total</u>	2	-	-	-	-	-	-	-	-	2	-	-	-
Officer	-	-	-	-	-	-	-	-	-	-	-	-	-
Warrant Officer	-	-	-	-	-	-	-	-	-	-	-	-	-
Airman	2	-	-	-	-	-	-	-	-	2	-	-	-

TABLE 159 - GAINS AND LOSSES OF FEMALE MILITARY PERSONNEL TO COMMAND STRENGTH - FY 1957 (CONTINUED)

GAIN OR LOSS	TOTAL	JUL (1956)	AUG	SEP	OCT	NOV	DEC	JAN (1957)	FEB	MAR	APR	MAY	JUN
<u>Non-Disability - Total</u>	(4) 6	(1) 3	-	-	-	-	-	-	(2) 2	(1) 1	-	-	-
Officer	(4) 6	(1) 3	-	-	-	-	-	-	(2) 2	(1) 1	-	-	-
Warrant Officer	-	-	-	-	-	-	-	-	-	-	-	-	-
Airman	-	-	-	-	-	-	-	-	-	-	-	-	-
<u>Disability - Total</u>	(2) 25	1 8	(1) 4	2	2	1	-	1	-	(1) 2	3	1	1
Officer	(2) 8	-	(1) 4	-	-	1	-	1	-	(1) 2	-	-	-
Warrant Officer	-	-	-	-	-	-	-	-	-	-	-	-	-
Airman	17	1	4	2	2	-	-	-	-	3	3	1	1
<u>Correction of Previously Reported</u>													
<u>Accession - Total</u>	(1) 17	7	-	1	-	-	2	1	-	3	1	(1) 1	1
Officer	(1) 13	3	-	1	-	-	-	1	-	3	1	(1) 1	1
Warrant Officer	-	-	-	-	-	-	-	-	-	-	-	-	-
Airman	4	4	-	-	-	-	-	-	-	-	-	-	-

Source: Personnel Statistics Division, Directorate of Statistical Services, DCS/Comptroller.

TABLE 160 - SUMMARY - GAINS AND LOSSES OF USAF ENLISTED PERSONNEL BY AGE GROUP -
FY 1955 THROUGH FY 1957

MONTH	TOTAL	AGE GROUP											
		18 And Younger	19	20	21	22	23	24	25	26	27 Through 33	34 Through 40	41 And Older
GAINS - FISCAL YEAR SUMMARIES													
FY 1955 - TOTAL	199,213	98,995	37,011	19,730	7,448	6,749	6,239	5,522	4,060	2,932	7,590	2,434	503
FY 1956 - TOTAL	161,715	72,113	26,246	13,410	6,608	7,056	6,403	5,967	4,346	3,333	9,404	3,913	916
GAINS - FY 1957													
<u>FY 1957 - TOTAL</u>	<u>149,280</u>	<u>58,178</u>	<u>26,497</u>	<u>13,907</u>	<u>8,842</u>	<u>10,285</u>	<u>7,519</u>	<u>5,100</u>	<u>3,210</u>	<u>2,678</u>	<u>8,957</u>	<u>2,452</u>	<u>1,655</u>
July (1956) . . .	16,119	7,351	2,885	1,246	744	706	484	446	306	244	754	323	630
August	15,899	7,279	2,749	1,214	724	750	508	480	281	278	804	275	557
September	16,845	8,028	3,060	1,445	823	944	587	452	259	266	697	234	50
October	14,313	6,750	2,281	1,168	773	924	504	433	232	273	687	226	62
November	11,072	4,950	1,563	905	721	951	434	317	185	190	621	189	46
December	8,928	4,009	1,159	605	538	854	352	308	171	192	556	142	42
January (1957)	14,532	3,549	3,528	1,944	1,130	912	1,094	461	400	244	1,006	223	41
February	10,511	2,349	2,261	1,377	792	745	857	433	335	200	899	214	49
March	10,721	2,688	2,004	1,264	836	882	877	484	345	211	863	215	52
April	10,357	3,043	1,672	1,143	768	1,016	781	475	279	226	744	153	57
May	9,693	3,431	1,486	885	554	996	627	423	234	181	715	130	31
June	10,290	4,751	1,849	711	439	605	414	388	183	173	611	128	38
LOSSES - FISCAL YEAR SUMMARIES													
FY 1955 - TOTAL	197,839	5,232	3,383	6,534	14,095	31,311	46,983	40,429	23,343	10,575	11,220	3,325	1,409
FY 1956 - TOTAL	191,000	4,771	4,483	5,397	16,643	30,207	39,221	36,726	19,669	10,029	16,906	4,938	2,010
LOSSES - FY 1957													
<u>FY 1957 - TOTAL</u>	<u>137,024</u>	<u>4,965</u>	<u>5,029</u>	<u>5,799</u>	<u>12,611</u>	<u>21,645</u>	<u>27,260</u>	<u>29,719</u>	<u>8,005</u>	<u>4,366</u>	<u>10,689</u>	<u>3,765</u>	<u>3,171</u>
July (1956) . . .	16,980	393	456	543	2,081	3,699	3,404	2,673	886	564	1,096	422	763
August	15,597	448	453	498	2,022	3,446	3,036	2,347	744	511	1,006	342	744
September	13,195	489	452	458	1,443	2,662	2,736	2,360	807	535	849	269	135
October	9,906	495	492	514	1,123	1,802	1,885	1,699	456	367	691	263	119
November	9,012	538	461	469	1,055	1,550	1,701	1,589	388	297	665	218	81
December	12,341	617	481	477	1,343	2,226	2,922	2,148	441	417	871	289	109
January (1957)	10,837	226	351	414	453	976	1,950	3,038	1,236	342	1,254	438	159
February	13,279	284	327	429	540	1,296	2,680	4,387	1,129	375	1,036	479	317
March	12,175	336	389	530	659	1,279	2,482	4,065	752	293	915	281	194
April	10,228	420	399	523	714	1,158	2,032	2,940	480	235	860	267	200
May	7,021	358	390	500	609	789	1,336	1,413	342	197	694	233	160
June	6,453	361	378	444	569	762	1,096	1,060	344	233	752	264	190

Source: Personnel Statistics Division, Directorate of Statistical Services, DCS/Comptroller.

TABLE 161. - SUMMARY - GAINS OF OFFICERS TO COMMAND STRENGTH BY GRADE -
FY 1954 THROUGH FY 1957

(Table below includes SCARWAF through March 1956)

DEPARTMENTAL STATUS BY DATE	TOTAL	GENERAL	COLONEL	LIEUTENANT COLONEL	MAJOR	CAPTAIN	FIRST LIEUTENANT	SECOND LIEUTENANT	WARRANT OFFICER
FISCAL YEAR SUMMARIES									
<u>FY 1954 - TOTAL.</u>	<u>21,229</u>	<u>1</u>	<u>2</u>	<u>53</u>	<u>176</u>	<u>455</u>	<u>1,417</u>	<u>18,987</u>	<u>131</u>
USAF - TOTAL.	20,610	1	6	34	128	351	1,346	18,687	57
SCARWAF - TOTAL.	619	-	3	19	48	104	71	300	74
<u>FY 1955 - TOTAL.</u>	<u>20,681</u>	<u>2</u>	<u>8</u>	<u>53</u>	<u>171</u>	<u>701</u>	<u>1,999</u>	<u>17,200</u>	<u>547</u>
USAF - TOTAL.	19,828	2	2	35	113	571	1,949	16,767	389
SCARWAF - TOTAL.	853	-	6	18	58	130	50	433	158
<u>FY 1956 - TOTAL.</u>	<u>21,185</u>	<u>6</u>	<u>11</u>	<u>31</u>	<u>72</u>	<u>322</u>	<u>2,013</u>	<u>18,256</u>	<u>474</u>
USAF - TOTAL.	20,971	6	10	27	60	300	1,994	18,143	431
SCARWAF - TOTAL.	214	-	1	4	12	22	19	113	43
FY 1957									
<u>FY 1957 - TOTAL.</u>	<u>13,910</u>	<u>2</u>	<u>1</u>	<u>7</u>	<u>54</u>	<u>1,375</u>	<u>1,955</u>	<u>9,768</u>	<u>742</u>
July (1956)	1,096	-	1	2	7	124	223	738	1
August.	1,335	-	-	1	5	75	276	978	-
September	1,455	-	-	-	5	156	151	1,143	-
October	1,349	1	1	1	4	132	176	1,034	-
November.	1,063	-	2	-	3	167	203	688	-
December.	1,148	-	1	1	2	68	75	946	55
January (1957).	1,518	1	-	-	5	130	191	914	277
February.	730	-	-	-	4	57	76	255	338
March	1,028	-	1	1	4	52	118	804	48
April	862	-	-	-	4	58	76	715	9
May	571	-	1	1	4	119	113	326	7
June.	1,755	-	-	-	7	237	277	1,227	7

Source: Personnel Statistics Division, Directorate of Statistical Services, DCS/Comptroller.

TABLE 162 - SUMMARY - GAINS OF ENLISTED PERSONNEL TO COMMAND STRENGTH BY GRADE -
FY 1954 THROUGH FY 1957

(Table below includes SCARWAF through March 1956)

DEPARTMENTAL STATUS BY DATE	TOTAL	MASTER SERGEANT	TECHNICAL SERGEANT OR SERGEANT FIRST CLASS	STAFF SERGEANT OR SERGEANT	AIRMAN FIRST CLASS OR CORPORAL	AIRMAN SECOND CLASS OR PRIVATE FIRST CLASS	AIRMAN THIRD CLASS OR PRIVATE 2	BASIC AIRMAN OR PRIVATE 1	AVIATION CADET
FISCAL YEAR SUMMARIES									
<u>FY 1954 - TOTAL</u>	<u>153,436</u>	<u>1,840</u>	<u>2,458</u>	<u>5,997</u>	<u>4,987</u>	<u>4,279</u>	<u>22,625</u>	<u>111,236</u>	<u>14</u>
USAF - TOTAL	138,482	1,700	2,225	5,716	4,714	3,754	9,588	110,771	14
SCARWAF - TOTAL	14,954	140	233	281	273	525	13,037	465	-
<u>FY 1955 - TOTAL</u>	<u>217,097</u>	<u>1,334</u>	<u>2,716</u>	<u>11,027</u>	<u>2,304</u>	<u>5,559</u>	<u>24,701</u>	<u>162,456</u>	<u>-</u>
USAF - TOTAL	199,213	1,061	1,917	9,527	8,130	3,954	12,308	162,316	-
SCARWAF - TOTAL	17,884	273	799	1,500	1,174	1,605	12,393	140	-
<u>FY 1956 - TOTAL</u>	<u>167,019</u>	<u>2,323</u>	<u>3,456</u>	<u>9,880</u>	<u>12,686</u>	<u>6,057</u>	<u>14,180</u>	<u>118,424</u>	<u>13</u>
USAF - TOTAL	161,715	2,270	3,313	9,581	12,313	5,277	10,613	118,335	13
SCARWAF - TOTAL	5,304	53	143	299	373	780	3,567	89	-
FY 1957									
<u>FY 1957 - TOTAL</u>	<u>149,280</u>	<u>1,128</u>	<u>3,077</u>	<u>7,978</u>	<u>10,789</u>	<u>5,013</u>	<u>9,597</u>	<u>111,692</u>	<u>3</u>
July (1956)	16,119	200	341	742	964	442	852	12,577	1
August	15,899	150	390	808	967	407	856	12,321	-
September	16,845	107	275	800	1,026	445	907	13,284	1
October	14,313	103	287	762	995	467	772	10,927	-
November	11,072	86	213	610	828	369	741	8,225	-
December	8,928	78	225	585	758	343	518	6,421	-
January (1957)	14,532	65	248	670	1,026	490	1,068	10,965	-
February	10,511	69	248	640	860	450	879	7,365	-
March	10,721	83	259	640	917	452	912	7,458	-
April	10,357	79	207	612	889	429	742	7,398	1
May	9,693	45	208	581	787	369	700	7,003	-
June	10,290	63	176	528	772	350	650	7,751	-

Source: Personnel Statistics Division, Directorate of Statistical Services, DCS/Comptroller.

TABLE 163 - SUMMARY - LOSSES OF OFFICERS TO COMMAND STRENGTH BY GRADE -
FY 1954 THROUGH FY 1957

(Table below includes SCARWAF through March 1956)

DEPARTMENTAL STATUS BY DATE	TOTAL	GENERAL	COLONEL	LIEUTENANT COLONEL	MAJOR	CAPTAIN	FIRST LIEUTENANT	SECOND LIEUTENANT	WARRANT OFFICER
FISCAL YEAR SUMMARIES									
<u>FY 1954 - TOTAL</u>	<u>22,244</u>	<u>46</u>	<u>200</u>	<u>551</u>	<u>1,761</u>	<u>5,737</u>	<u>9,209</u>	<u>4,304</u>	<u>436</u>
USAF - TOTAL	21,372	46	196	542	1,723	5,577	9,022	3,880	386
SCARWAF - TOTAL	872	-	4	9	38	160	187	424	50
<u>FY 1955 - TOTAL</u>	<u>13,026</u>	<u>27</u>	<u>129</u>	<u>264</u>	<u>575</u>	<u>3,028</u>	<u>8,049</u>	<u>714</u>	<u>240</u>
USAF - TOTAL	12,589	27	123	246	543	2,948	7,892	621	189
SCARWAF - TOTAL	437	-	6	18	32	80	157	93	51
<u>FY 1956 - TOTAL</u>	<u>16,564</u>	<u>24</u>	<u>181</u>	<u>297</u>	<u>662</u>	<u>2,171</u>	<u>11,722</u>	<u>1,048</u>	<u>452</u>
USAF - TOTAL	14,994	24	166	237	482	1,838	11,375	736	136
SCARWAF - TOTAL	1,570	-	15	60	180	333	347	312	323
FY 1957									
<u>FY 1957 - TOTAL</u>	<u>15,400</u>	<u>42</u>	<u>172</u>	<u>242</u>	<u>576</u>	<u>2,902</u>	<u>10,280</u>	<u>996</u>	<u>183</u>
July (1956)	1,333	6	25	24	53	435	621	152	17
August	1,552	8	12	13	44	311	1,033	113	18
September	1,623	-	11	31	64	215	1,169	112	21
October	1,326	3	7	13	46	296	861	71	9
November	1,280	4	8	7	25	226	955	49	6
December	1,122	1	4	11	35	139	872	51	9
January (1957)	920	-	7	6	26	271	546	60	4
February	1,004	11	44	39	65	180	590	45	30
March	1,310	3	17	18	57	215	955	32	13
April	901	1	19	22	44	164	591	39	21
May	997	3	13	17	48	154	696	46	20
June	2,032	2	12	41	69	296	1,371	226	15

Source: Personnel Statistics Division, Directorate of Statistical Services, DCS/Comptroller.

TABLE 164 - SUMMARY - LOSSES OF ENLISTED PERSONNEL FROM COMMAND STRENGTH BY GRADE -
FY 1954 THROUGH FY 1957

(Table below includes SCARWAF through March 1956)

DEPARTMENTAL STATUS BY DATE	TOTAL	MASTER SERGEANT	TECHNICAL SERGEANT OR SERGEANT FIRST CLASS	STAFF SERGEANT OR SERGEANT	AIRMAN FIRST CLASS OR CORPORAL	AIRMAN SECOND CLASS OR PRIVATE FIRST CLASS	AIRMAN THIRD CLASS OR PRIVATE 2	BASIC AIRMAN OR PRIVATE 1	AVIATION CADET
FISCAL YEAR SUMMARIES									
<u>FY 1954 - TOTAL</u>	<u>177,499</u>	<u>3,593</u>	<u>6,949</u>	<u>36,553</u>	<u>50,056</u>	<u>30,679</u>	<u>21,608</u>	<u>21,273</u>	<u>6,788</u>
USAF - TOTAL	160,870	3,418	6,595	35,143	40,227	27,330	20,336	21,033	6,788
SCARWAF - TOTAL	16,629	175	354	1,410	9,829	3,349	1,272	240	-
<u>FY 1955 - TOTAL</u>	<u>208,651</u>	<u>2,692</u>	<u>4,660</u>	<u>65,111</u>	<u>78,157</u>	<u>23,921</u>	<u>12,490</u>	<u>15,261</u>	<u>6,352</u>
USAF - TOTAL	197,839	2,602	4,489	64,511	70,855	22,142	11,774	15,114	6,352
SCARWAF - TOTAL	10,812	97	171	600	7,302	1,779	716	147	-
<u>FY 1956 - TOTAL</u>	<u>219,251</u>	<u>4,719</u>	<u>6,371</u>	<u>45,909</u>	<u>87,429</u>	<u>36,920</u>	<u>17,330</u>	<u>17,607</u>	<u>2,966</u>
USAF - TOTAL	191,000	3,743	4,471	41,517	76,666	29,535	14,811	17,294	2,963
SCARWAF - TOTAL	28,251	976	1,900	4,392	10,763	7,385	2,519	313	3
FY 1957									
<u>FY 1957 - TOTAL</u>	<u>137,024</u>	<u>2,925</u>	<u>3,747</u>	<u>26,753</u>	<u>49,806</u>	<u>18,717</u>	<u>13,917</u>	<u>19,228</u>	<u>1,931</u>
July (1956)	16,980	324	416	2,708	5,663	2,545	3,147	1,935	242
August	15,597	203	367	2,414	5,542	2,729	2,211	1,925	206
September	13,195	184	376	2,503	5,313	1,954	1,091	1,555	219
October	9,906	147	241	1,729	3,637	1,509	884	1,587	172
November	9,012	144	248	1,582	3,202	1,451	833	1,446	106
December	12,341	215	345	2,510	4,917	1,745	898	1,558	153
January (1957)	10,837	379	323	2,468	4,098	1,289	814	1,386	80
February	13,279	502	382	3,004	5,539	1,377	776	1,570	129
March	12,175	241	329	2,886	4,702	1,375	845	1,611	186
April	10,228	205	245	2,356	3,498	1,187	856	1,713	168
May	7,021	163	201	1,383	1,951	841	813	1,527	142
June	6,453	218	274	1,210	1,744	715	749	1,415	128

Source: Personnel Statistics Division, Directorate of Statistical Services, DCS/Comptroller.

TABLE 165 - SUMMARY - LOSSES OF USAF OFFICERS FROM COMMAND STRENGTH BY AERONAUTICAL STATUS, BY AGE GROUP - FY 1953 THROUGH FY 1957

MONTH OF LOSS AND AERONAUTICAL STATUS	TOTAL	AGE GROUP										
		23 And Younger	24 Thru 26	27 Thru 29	30 Thru 32	33 Thru 35	36 Thru 38	39 Thru 41	42 Thru 44	45 Thru 47	48 Thru 50	51 And Older
FISCAL YEAR SUMMARIES												
<u>FY 1953 - TOTAL</u>	<u>26,286</u>	<u>1,501</u>	<u>2,918</u>	<u>6,509</u>	<u>6,684</u>	<u>4,518</u>	<u>2,122</u>	<u>770</u>	<u>467</u>	<u>336</u>	<u>176</u>	<u>285</u>
PILOTS - TOTAL	7,479	190	419	2,134	2,553	1,481	518	63	29	25	15	52
OTHER RATED - TOTAL	4,303	51	93	1,474	1,439	899	312	14	3	3	2	13
NON-RATED - TOTAL	14,504	1,260	2,406	2,901	2,692	2,138	1,292	693	435	308	159	220
<u>FY 1954 - TOTAL</u>	<u>21,372</u>	<u>1,611</u>	<u>6,497</u>	<u>3,098</u>	<u>3,404</u>	<u>2,422</u>	<u>1,505</u>	<u>577</u>	<u>452</u>	<u>377</u>	<u>259</u>	<u>1,170</u>
PILOTS - TOTAL	4,685	131	642	850	1,323	991	462	55	30	22	19	160
OTHER RATED - TOTAL	1,740	88	288	322	439	331	201	28	11	3	2	27
NON-RATED - TOTAL	14,947	1,392	5,567	1,926	1,642	1,100	642	494	411	352	238	983
<u>FY 1955 - TOTAL</u>	<u>12,589</u>	<u>840</u>	<u>6,132</u>	<u>1,944</u>	<u>1,463</u>	<u>1,004</u>	<u>476</u>	<u>222</u>	<u>134</u>	<u>102</u>	<u>81</u>	<u>191</u>
PILOTS - TOTAL	2,124	60	802	488	311	263	117	28	6	6	7	36
OTHER RATED - TOTAL	815	28	399	131	102	85	43	14	4	-	1	8
NON-RATED - TOTAL	9,650	752	4,931	1,325	1,050	656	316	180	124	96	73	147
<u>FY 1956 - TOTAL</u>	<u>14,994</u>	<u>719</u>	<u>8,753</u>	<u>3,111</u>	<u>697</u>	<u>512</u>	<u>335</u>	<u>233</u>	<u>182</u>	<u>123</u>	<u>110</u>	<u>219</u>
PILOTS - TOTAL	3,028	51	1,617	834	184	157	101	25	10	9	10	30
OTHER RATED - TOTAL	1,553	55	949	385	58	42	24	19	12	2	1	6
NON-RATED - TOTAL	10,413	613	6,187	1,892	455	313	210	189	160	112	99	183
FISCAL YEAR 1957												
<u>FY 1957 - TOTAL</u>	<u>15,400</u>	<u>451</u>	<u>8,041</u>	<u>3,957</u>	<u>795</u>	<u>579</u>	<u>364</u>	<u>323</u>	<u>212</u>	<u>201</u>	<u>155</u>	<u>322</u>
PILOTS - TOTAL	3,292	50	1,836	827	131	144	101	72	21	15	9	86
OBSERVERS - TOTAL	1,367	64	793	329	34	47	44	30	10	5	3	8
NAVIGATORS - TOTAL	153	2	89	46	9	2	2	2	1	-	-	-
FLIGHT SURGEONS - TOTAL	123	-	2	67	19	14	5	2	3	1	4	6
NON-RATED - TOTAL	10,465	335	5,321	2,688	602	372	212	217	177	180	139	222
<u>July (1956) - Total</u>	<u>1,333</u>	<u>36</u>	<u>588</u>	<u>422</u>	<u>85</u>	<u>54</u>	<u>29</u>	<u>33</u>	<u>12</u>	<u>20</u>	<u>18</u>	<u>36</u>
Pilots	194	5	86	45	19	13	7	10	1	-	-	8
Observers	153	6	95	40	5	3	2	2	-	-	-	-
Navigators a/	-	-	-	-	-	-	-	-	-	-	-	-
Flight Surgeons a/	-	-	-	-	-	-	-	-	-	-	-	-
Non-Rated	986	25	407	337	61	38	20	21	11	20	18	28
<u>August - Total</u>	<u>1,552</u>	<u>39</u>	<u>800</u>	<u>495</u>	<u>67</u>	<u>37</u>	<u>32</u>	<u>27</u>	<u>14</u>	<u>14</u>	<u>7</u>	<u>20</u>
Pilots	424	6	267	103	12	6	12	6	1	2	-	9
Observers	179	7	116	42	3	4	3	3	-	1	-	-
Navigator	19	-	4	12	2	-	1	-	-	-	-	-
Flight Surgeons	4	-	1	2	-	-	-	-	-	-	-	-
Non-Rated	926	26	412	336	50	26	16	18	13	11	7	11
<u>September - Total</u>	<u>1,623</u>	<u>70</u>	<u>900</u>	<u>374</u>	<u>65</u>	<u>58</u>	<u>41</u>	<u>34</u>	<u>28</u>	<u>14</u>	<u>16</u>	<u>23</u>
Pilots	462	6	293	96	13	25	11	11	2	-	1	4
Observers	178	8	102	36	6	7	7	6	2	1	1	2
Navigator	10	-	6	3	-	-	-	-	1	-	-	-
Flight Surgeons	13	-	-	5	2	1	-	-	1	-	1	1
Non-Rated	960	56	499	234	44	24	22	17	22	13	13	16
<u>October - Total</u>	<u>1,326</u>	<u>82</u>	<u>737</u>	<u>263</u>	<u>79</u>	<u>63</u>	<u>33</u>	<u>15</u>	<u>17</u>	<u>12</u>	<u>8</u>	<u>17</u>
Pilots	246	6	143	47	14	15	16	-	1	1	-	3
Observers	132	4	93	21	1	8	2	1	2	-	-	-
Navigator	6	1	2	1	1	1	-	-	-	-	-	-
Flight Surgeons	23	-	-	15	4	2	-	-	-	-	-	1
Non-Rated	919	71	499	179	59	37	15	13	14	11	8	13

TABLE 165 - SUMMARY - LOSSES OF USAF OFFICERS FROM COMMAND STRENGTH BY AERONAUTICAL STATUS BY AGE GROUP - FY 1953 THROUGH FY 1957 (CONTINUED)

MONTH OF LOSS AND AERONAUTICAL STATUS	TOTAL	AGE GROUP										
		23 And Younger	24 Thru 26	27 Thru 29	30 Thru 32	33 Thru 35	36 Thru 38	39 Thru 41	42 Thru 44	45 Thru 47	48 Thru 50	51 And Older
<u>November - Total</u> . . .	<u>1,280</u>	<u>89</u>	<u>756</u>	<u>249</u>	<u>66</u>	<u>48</u>	<u>25</u>	<u>17</u>	<u>7</u>	<u>4</u>	<u>4</u>	<u>15</u>
Pilots	317	9	207	68	9	11	3	3	-	-	1	6
Observers	108	8	66	18	2	2	7	3	-	1	-	1
Navigators	1	-	1	-	-	-	-	-	-	-	-	-
Flight Surgeons	4	-	-	1	-	-	2	-	-	-	-	1
Non-Rated	850	72	482	162	55	35	13	11	7	3	3	7
<u>December - Total</u> . . .	<u>1,122</u>	<u>57</u>	<u>694</u>	<u>223</u>	<u>42</u>	<u>36</u>	<u>22</u>	<u>17</u>	<u>12</u>	<u>1</u>	<u>8</u>	<u>10</u>
Pilots	263	4	170	55	10	10	6	6	2	-	-	-
Observers	96	15	54	20	2	2	-	2	1	-	-	-
Navigators	3	-	1	2	-	-	-	-	-	-	-	-
Flight Surgeons	7	-	-	7	-	-	-	-	-	-	-	-
Non-Rated	753	38	469	139	30	24	16	9	9	1	8	10
<u>January (1957) - Total</u>	<u>920</u>	<u>6</u>	<u>396</u>	<u>299</u>	<u>85</u>	<u>55</u>	<u>32</u>	<u>17</u>	<u>8</u>	<u>7</u>	<u>2</u>	<u>10</u>
Pilots	135	2	51	42	5	8	11	6	3	-	2	5
Observers	86	2	44	27	3	3	5	2	-	-	-	-
Navigators	13	-	8	4	-	-	-	1	-	-	-	-
Flight Surgeons	20	-	-	11	5	3	1	-	-	-	-	-
Non-Rated	666	2	293	215	72	41	15	8	5	7	3	5
<u>February - Total</u> . . .	<u>1,004</u>	<u>11</u>	<u>342</u>	<u>319</u>	<u>59</u>	<u>38</u>	<u>20</u>	<u>35</u>	<u>24</u>	<u>16</u>	<u>34</u>	<u>86</u>
Pilots	198	3	39	81	11	9	6	8	3	2	1	35
Observers	66	1	26	21	1	4	4	5	1	-	2	1
Navigators	9	-	3	5	-	-	1	-	-	-	-	-
Flight Surgeons	8	-	-	3	2	-	-	-	-	1	-	1
Non-Rated	723	7	274	209	45	25	8	22	20	33	31	49
<u>March - Total</u>	<u>1,310</u>	<u>10</u>	<u>645</u>	<u>366</u>	<u>76</u>	<u>58</u>	<u>34</u>	<u>42</u>	<u>16</u>	<u>25</u>	<u>13</u>	<u>25</u>
Pilots	302	3	161	87	13	11	9	8	1	3	1	5
Observers	94	1	38	33	4	3	7	3	2	1	-	2
Navigators	14	-	11	1	2	-	-	-	-	-	-	-
Flight Surgeons	6	-	-	4	-	-	-	-	1	-	1	-
Non-Rated	894	6	435	241	57	44	18	31	12	21	11	18
<u>April - Total</u>	<u>901</u>	<u>6</u>	<u>437</u>	<u>237</u>	<u>44</u>	<u>44</u>	<u>29</u>	<u>24</u>	<u>21</u>	<u>14</u>	<u>10</u>	<u>35</u>
Pilots	260	-	149	71	9	10	6	3	3	3	1	5
Observers	108	3	59	29	2	6	4	1	2	1	-	1
Navigators	17	-	12	5	-	-	-	-	-	-	-	-
Flight Surgeons	11	-	1	4	2	2	-	1	-	-	1	-
Non-Rated	505	3	216	128	31	26	19	19	16	10	8	29
<u>May - Total</u>	<u>997</u>	<u>11</u>	<u>520</u>	<u>229</u>	<u>54</u>	<u>35</u>	<u>30</u>	<u>34</u>	<u>22</u>	<u>24</u>	<u>17</u>	<u>21</u>
Pilots	208	2	97	71	5	8	9	4	4	3	1	4
Observers	74	4	41	23	2	2	1	1	-	-	-	-
Navigators	21	-	10	8	3	-	-	-	-	-	-	-
Flight Surgeons	5	-	1	1	1	1	-	-	-	-	-	2
Non-Rated	689	5	372	126	43	24	20	29	18	21	16	15
<u>June - Total</u>	<u>2,032</u>	<u>34</u>	<u>1,226</u>	<u>481</u>	<u>73</u>	<u>53</u>	<u>37</u>	<u>28</u>	<u>31</u>	<u>30</u>	<u>15</u>	<u>24</u>
Pilots	283	4	173	61	11	18	5	7	-	1	1	2
Observers	93	5	59	19	3	3	2	1	-	-	-	1
Navigators	40	1	31	5	1	1	-	1	-	-	-	-
Flight Surgeons	22	-	-	14	3	3	-	-	1	-	1	-
Non-Rated	1,594	24	963	382	55	28	30	19	30	29	13	21

a/ Navigators and Flight Surgeons were not broken out for the month of July 1956.

Source: Personnel Statistics Division, Directorate of Statistical Services, DCS/Comptroller.

TABLE 166 - SUMMARY - LOSSES OF USAF OFFICERS ON FLYING STATUS, BY AGE GROUP -
FY 1955 THROUGH FY 1957

(Figures are included in "Losses of USAF Officers from Command Strength by Aeronautical Status, by Age Group.")

MONTH OF LOSS AND FLYING STATUS	TOTAL	AGE GROUP										
		23 And Younger	24 Thru 26	27 Thru 29	30 Thru 32	33 Thru 35	36 Thru 38	39 Thru 41	42 Thru 44	45 Thru 47	48 Thru 50	51 And Older
FISCAL YEAR SUMMARIES												
<u>FY 1955 - TOTAL</u> . . .	<u>2,510</u>	<u>60</u>	<u>1,052</u>	<u>555</u>	<u>354</u>	<u>273</u>	<u>146</u>	<u>32</u>	<u>7</u>	<u>5</u>	<u>3</u>	<u>23</u>
PILOTS - TOTAL	1,836	37	712	447	266	205	113	22	6	5	3	20
OTHER RATED - TOTAL	674	23	340	108	88	68	33	10	1	-	-	3
<u>FY 1956 - TOTAL</u> . . .	<u>4,196</u>	<u>85</u>	<u>2,441</u>	<u>1,169</u>	<u>197</u>	<u>145</u>	<u>87</u>	<u>24</u>	<u>15</u>	<u>6</u>	<u>6</u>	<u>21</u>
PILOTS - TOTAL	2,798	44	1,561	807	152	112	73	15	4	4	6	20
OTHER RATED - TOTAL	1,398	41	880	362	45	33	14	9	11	2	-	1
FISCAL YEAR 1957												
<u>FY 1957 - TOTAL</u> . . .	<u>4,516</u>	<u>91</u>	<u>2,675</u>	<u>1,178</u>	<u>158</u>	<u>150</u>	<u>101</u>	<u>58</u>	<u>17</u>	<u>13</u>	<u>10</u>	<u>65</u>
PILOTS - TOTAL	3,087	36	1,819	798	117	115	73	41	12	11	6	59
OBSERVERS - TOTAL	1,225	53	770	306	26	25	23	15	4	1	-	2
NAVIGATORS - TOTAL	126	2	84	31	5	1	1	1	1	-	-	4
FLIGHT SURGEONS - TOTAL . . .	78	-	2	43	10	9	4	1	-	1	4	4
<u>July (1956) - Total</u> . . .	<u>305</u>	<u>2</u>	<u>177</u>	<u>67</u>	<u>20</u>	<u>13</u>	<u>5</u>	<u>2</u>	-	-	-	<u>5</u>
Pilots	178	4	91	34	19	13	5	7	-	-	-	5
Observers	127	5	86	33	1	-	-	2	-	-	-	-
Navigators a/												
Flight Surgeons a/												
<u>August - Total</u> . . .	<u>573</u>	<u>10</u>	<u>380</u>	<u>143</u>	<u>11</u>	<u>7</u>	<u>10</u>	<u>5</u>	-	<u>1</u>	-	<u>6</u>
Pilots	402	5	263	102	9	4	9	3	-	1	-	6
Observers	166	5	114	40	2	2	1	2	-	-	-	6
Navigators	2	-	2	-	-	-	-	-	-	-	-	-
Flight Surgeons	3	-	1	1	-	1	-	-	-	-	-	-
<u>September - Total</u> . .	<u>601</u>	<u>2</u>	<u>386</u>	<u>137</u>	<u>17</u>	<u>24</u>	<u>13</u>	<u>7</u>	<u>4</u>	-	-	<u>4</u>
Pilots	429	3	281	96	11	19	8	6	2	-	-	3
Observers	155	6	100	35	4	4	4	1	1	-	-	-
Navigators	9	-	5	3	-	-	-	-	1	-	-	-
Flight Surgeons	8	-	-	3	2	1	1	-	-	-	-	1
<u>October - Total</u> . . .	<u>360</u>	<u>2</u>	<u>233</u>	<u>70</u>	<u>14</u>	<u>15</u>	<u>13</u>	<u>1</u>	<u>1</u>	<u>1</u>	<u>1</u>	<u>2</u>
Pilots	228	5	142	45	11	9	12	-	1	1	-	2
Observers	121	3	91	19	1	5	1	1	-	-	-	-
Navigators	4	1	-	1	1	1	-	-	-	-	-	-
Flight Surgeons	7	-	-	5	1	-	-	-	-	-	1	-
<u>November - Total</u> . . .	<u>404</u>	<u>14</u>	<u>276</u>	<u>83</u>	<u>2</u>	<u>2</u>	<u>5</u>	<u>2</u>	-	-	-	<u>6</u>
Pilots	297	6	206	63	8	8	-	1	-	-	-	5
Observers	103	8	69	19	1	1	3	1	-	-	-	1
Navigators	1	-	1	-	-	-	-	-	-	-	-	-
Flight Surgeons	3	-	-	1	-	-	2	-	-	-	-	-
<u>December - Total</u> . . .	<u>343</u>	<u>14</u>	<u>220</u>	<u>80</u>	<u>10</u>	<u>10</u>	<u>5</u>	<u>3</u>	<u>1</u>	-	-	-
Pilots	249	3	168	53	9	8	5	2	1	-	-	-
Observers	87	11	51	21	1	2	-	1	-	-	-	-
Navigators	3	-	1	2	-	-	-	-	-	-	-	-
Flight Surgeons	4	-	-	4	-	-	-	-	-	-	-	-

TABLE 166 - SUMMARY - LOSSES OF USAF OFFICERS ON FLYING STATUS, BY AGE GROUP -
FY 1953 THROUGH FY 1957 (CONTINUED)

MONTH OF LOSS AND FLYING STATUS	TOTAL	AGE GROUP										
		23 And Younger	24 Thru 26	27 Thru 29	30 Thru 32	33 Thru 35	36 Thru 38	39 Thru 41	42 Thru 44	45 Thru 47	48 Thru 50	51 And Older
<u>January (1957)-Total</u>	<u>215</u>	<u>1</u>	<u>113</u>	<u>70</u>	<u>8</u>	<u>10</u>	<u>8</u>	<u>2</u>	-	-	<u>1</u>	<u>2</u>
Pilots	121	-	62	37	4	7	6	2	-	-	1	2
Observers	71	1	43	23	3	-	1	-	-	-	-	-
Navigators	12	-	8	4	-	-	-	-	-	-	-	-
Flight Surgeons	11	-	-	6	1	3	1	-	-	-	-	-
<u>February - Total</u>	<u>242</u>	<u>4</u>	<u>64</u>	<u>100</u>	<u>11</u>	<u>12</u>	<u>10</u>	<u>7</u>	<u>3</u>	<u>4</u>	<u>1</u>	<u>26</u>
Pilots	177	3	37	77	9	9	6	4	3	3	1	25
Observers	53	1	24	17	2	3	3	3	-	-	-	-
Navigators	8	-	3	4	-	-	1	-	-	-	-	-
Flight Surgeons	4	-	-	2	-	-	-	-	-	1	-	1
<u>March - Total</u>	<u>394</u>	<u>3</u>	<u>210</u>	<u>118</u>	<u>19</u>	<u>10</u>	<u>14</u>	<u>12</u>	<u>2</u>	<u>1</u>	<u>2</u>	<u>3</u>
Pilots	290	2	161	83	13	9	9	8	-	1	1	3
Observers	86	1	38	31	4	1	5	4	2	-	-	-
Navigators	14	-	11	1	2	-	-	-	-	-	-	-
Flight Surgeons	4	-	-	3	-	-	-	-	-	-	1	-
<u>April - Total</u>	<u>379</u>	<u>3</u>	<u>217</u>	<u>110</u>	<u>13</u>	<u>14</u>	<u>8</u>	<u>2</u>	<u>3</u>	<u>2</u>	<u>2</u>	<u>5</u>
Pilots	250	-	146	73	8	8	5	1	2	1	1	5
Observers	102	3	58	28	3	5	3	-	1	1	-	-
Navigators	17	-	12	5	-	-	-	-	-	-	-	-
Flight Surgeons	10	-	1	4	2	1	-	1	-	-	1	-
<u>May - Total</u>	<u>287</u>	<u>6</u>	<u>145</u>	<u>104</u>	<u>2</u>	<u>6</u>	<u>2</u>	<u>2</u>	<u>3</u>	<u>3</u>	<u>1</u>	<u>1</u>
Pilots	194	2	93	75	5	5	4	2	3	3	1	1
Observers	71	4	41	22	2	1	1	-	-	-	-	-
Navigators	18	-	11	6	1	-	-	-	-	-	-	-
Flight Surgeons	4	-	-	1	1	-	-	-	-	-	-	2
<u>June - Total</u>	<u>413</u>	<u>2</u>	<u>254</u>	<u>96</u>	<u>17</u>	<u>20</u>	<u>5</u>	<u>6</u>	-	<u>1</u>	<u>2</u>	<u>3</u>
Pilots	272	3	169	60	11	16	4	5	-	1	1	2
Observers	83	5	55	18	2	1	1	1	-	-	-	1
Navigators	38	1	30	5	1	-	-	1	-	-	-	-
Flight Surgeons	20	-	-	13	3	3	-	-	-	-	1	-

a/ Navigators and Flight Surgeons were not broken out for month of July 1956.

Source: Personnel Statistics Division, Directorate of Statistical Services, DCS/Comptroller.

TABLE 167 - SUMMARY - ACCESSION STATUS CHANGES OF MILITARY PERSONNEL - FY 1953 THROUGH FY 1957

(An Accession Status Change is the loss and immediate gain of the same individual and does not effect the strength of the Air Force. Table includes SCARWAF thru March 1956).

TYPE OF CHANGE	TOTAL	JUL	AUG	SEP	OCT	NOV	DEC	JAN	FEB	MAR	APR	MAY	JUN
FISCAL YEAR SUMMARIES													
<u>FY 1953 - STATUS CHANGES - TOTAL</u>	<u>39,786</u>	<u>5,366</u>	<u>6,244</u>	<u>6,713</u>	<u>5,111</u>	<u>3,537</u>	<u>3,393</u>	<u>2,316</u>	<u>1,911</u>	<u>1,604</u>	<u>1,131</u>	<u>1,017</u>	<u>1,443</u>
OFFICER	9,669	278	1,192	1,777	1,593	1,036	918	604	446	384	383	365	693
WARRANT OFFICER	8	-	2	-	-	1	-	-	1	-	-	-	2
AIRMAN	30,109	5,088	5,050	4,934	3,518	2,500	2,475	1,712	1,464	1,220	748	652	748
<u>FY 1954 - STATUS CHANGES - TOTAL</u>	<u>15,157</u>	<u>1,187</u>	<u>1,033</u>	<u>710</u>	<u>950</u>	<u>895</u>	<u>930</u>	<u>1,472</u>	<u>1,342</u>	<u>1,156</u>	<u>1,183</u>	<u>1,225</u>	<u>3,074</u>
OFFICER	1,746	585	513	258	80	43	23	22	69	61	47	23	22
WARRANT OFFICER	3	2	-	-	1	-	-	-	-	-	-	-	-
AIRMAN	13,408	600	520	452	869	852	907	1,450	1,273	1,095	1,136	1,202	3,052
<u>FY 1955 - STATUS CHANGES - TOTAL</u>	<u>75,542</u>	<u>8,908</u>	<u>8,823</u>	<u>7,832</u>	<u>6,735</u>	<u>5,451</u>	<u>6,729</u>	<u>6,863</u>	<u>4,730</u>	<u>4,728</u>	<u>4,377</u>	<u>4,532</u>	<u>5,834</u>
OFFICER	794	54	118	64	50	16	5	22	47	68	163	114	73
WARRANT OFFICER	7	-	-	-	-	7	-	-	-	-	-	-	-
AIRMAN	74,741	8,854	8,705	7,768	6,685	5,428	6,724	6,841	4,683	4,660	4,214	4,418	5,761
<u>FY 1956 - STATUS CHANGES - TOTAL</u>	<u>95,912</u>	<u>9,715</u>	<u>10,051</u>	<u>9,048</u>	<u>9,622</u>	<u>8,642</u>	<u>9,243</u>	<u>7,162</u>	<u>7,065</u>	<u>6,868</u>	<u>6,446</u>	<u>6,083</u>	<u>5,967</u>
OFFICER	988	10	12	31	114	33	35	15	9	95	485	92	97
WARRANT OFFICER	749	-	-	76	600	45	14	5	6	1	-	-	2
AIRMAN	94,175	9,705	10,039	8,941	8,908	8,564	9,194	7,142	7,050	6,772	5,961	5,991	5,908
FISCAL YEAR 1957													
<u>ACCESSION STATUS CHANGES - TOTAL</u>	<u>66,487</u>	<u>6,472</u>	<u>6,087</u>	<u>5,377</u>	<u>5,957</u>	<u>4,863</u>	<u>7,241</u>	<u>5,190</u>	<u>5,244</u>	<u>5,542</u>	<u>5,279</u>	<u>4,347</u>	<u>4,888</u>
OFFICER - TOTAL	546	55	52	53	129	52	50	30	10	40	34	19	22
WARRANT OFFICER - TOTAL	142	-	-	-	1	119	8	1	4	3	2	4	-
AIRMAN - TOTAL	65,799	6,417	6,035	5,324	5,827	4,692	7,183	5,159	5,230	5,499	5,243	4,324	4,866
<u>IMMEDIATE REENLISTMENTS - TOTAL</u>	<u>60,254</u>	<u>6,096</u>	<u>5,728</u>	<u>5,008</u>	<u>5,426</u>	<u>4,290</u>	<u>6,738</u>	<u>4,593</u>	<u>4,655</u>	<u>4,864</u>	<u>4,632</u>	<u>3,868</u>	<u>4,356</u>
OFFICER - TOTAL	-	-	-	-	-	-	-	-	-	-	-	-	-
WARRANT OFFICER - TOTAL	-	-	-	-	-	-	-	-	-	-	-	-	-
AIRMAN - TOTAL	60,254	6,096	5,728	5,008	5,426	4,290	6,738	4,593	4,655	4,864	4,632	3,868	4,356
<u>Upon Expiration Of Term Of Service (Regular Personnel) - Total</u>	<u>18,034</u>	<u>2,685</u>	<u>2,221</u>	<u>1,695</u>	<u>1,631</u>	<u>1,231</u>	<u>1,375</u>	<u>1,408</u>	<u>1,556</u>	<u>1,320</u>	<u>1,195</u>	<u>852</u>	<u>865</u>
OFFICER	-	-	-	-	-	-	-	-	-	-	-	-	-
Warrant Officer	-	-	-	-	-	-	-	-	-	-	-	-	-
Airman	18,034	2,685	2,221	1,695	1,631	1,231	1,375	1,408	1,556	1,320	1,195	852	865

TABLE 167 - SUMMARY - ACCESSION STATUS CHANGES OF MILITARY PERSONNEL - FY 1953 THROUGH FY 1957 (CONTINUED)

TYPE OF CHANGE	TOTAL	JUL	AUG	SEP	OCT	NOV	DEC	JAN	FEB	MAR	APR	MAY	JUN
<u>Prior to Expiration of Term of Service (Regular Personnel) - Total</u>	<u>35,291</u>	<u>2,579</u>	<u>2,634</u>	<u>2,675</u>	<u>3,188</u>	<u>2,496</u>	<u>4,732</u>	<u>2,626</u>	<u>2,593</u>	<u>3,037</u>	<u>2,977</u>	<u>2,608</u>	<u>3,146</u>
Officer	-	-	-	-	-	-	-	-	-	-	-	-	-
Warrant Officer	-	-	-	-	-	-	-	-	-	-	-	-	-
Airman	35,291	2,579	2,634	2,675	3,188	2,496	4,732	2,626	2,593	3,037	2,977	2,608	3,146
<u>Upon Expiration of Term of Service (Non-Regular Personnel) - Total</u>	<u>18</u>	<u>3</u>	<u>1</u>	<u>2</u>	<u>1</u>	-	-	<u>2</u>	<u>1</u>	<u>2</u>	<u>1</u>	<u>2</u>	<u>3</u>
Officer	-	-	-	-	-	-	-	-	-	-	-	-	-
Warrant Officer	-	-	-	-	-	-	-	-	-	-	-	-	-
Airman	18	3	1	2	1	-	-	2	1	2	1	2	3
<u>Prior to Expiration of Term of Service (Non-Regular Personnel) - Total</u>	<u>54</u>	-	-	<u>3</u>	<u>1</u>	-	<u>3</u>	<u>4</u>	<u>4</u>	<u>12</u>	<u>11</u>	<u>5</u>	<u>11</u>
Officer	-	-	-	-	-	-	-	-	-	-	-	-	-
Warrant Officer	-	-	-	-	-	-	-	-	-	-	-	-	-
Airman	54	-	-	3	1	-	3	4	4	12	11	5	11
<u>Resignee Immediately Reenlisted in Regular Air Force (Regular Personnel) - Total</u>	<u>2,889</u>	<u>391</u>	<u>401</u>	<u>328</u>	<u>288</u>	<u>243</u>	<u>238</u>	<u>184</u>	<u>187</u>	<u>188</u>	<u>156</u>	<u>154</u>	<u>131</u>
Officer	-	-	-	-	-	-	-	-	-	-	-	-	-
Warrant Officer	-	-	-	-	-	-	-	-	-	-	-	-	-
Airman	2,889	391	401	328	288	243	238	184	187	188	156	154	131
<u>Regular Airmen Immediately Reenlisted in Regular Air Force Upon Expiration Term of Service for Another Base or Technical School - Total</u>	<u>3,968</u>	<u>438</u>	<u>471</u>	<u>305</u>	<u>317</u>	<u>320</u>	<u>390</u>	<u>369</u>	<u>314</u>	<u>305</u>	<u>292</u>	<u>247</u>	<u>200</u>
Officer	-	-	-	-	-	-	-	-	-	-	-	-	-
Warrant Officer	-	-	-	-	-	-	-	-	-	-	-	-	-
Airman	3,968	438	471	305	317	320	390	369	314	305	292	247	200
<u>NON-REGULAR OFFICERS OR WARRANT OFFICERS ON EXTENDED ACTIVE DUTY INTEGRATED INTO REGULAR AIR FORCE - TOTAL</u>	<u>602</u>	<u>46</u>	<u>47</u>	<u>43</u>	<u>116</u>	<u>157</u>	<u>54</u>	<u>20</u>	<u>13</u>	<u>41</u>	<u>29</u>	<u>16</u>	<u>20</u>
OFFICER - TOTAL	462	46	47	43	115	39	47	19	9	38	27	12	20
WARRANT OFFICER - TOTAL	140	-	-	-	1	118	7	1	4	3	2	4	-
AIRMAN - TOTAL	-	-	-	-	-	-	-	-	-	-	-	-	-
<u>IMMEDIATE RECALL - TOTAL</u>	<u>25</u>	-	-	<u>2</u>	<u>3</u>	<u>8</u>	<u>1</u>	<u>2</u>	<u>2</u>	<u>1</u>	-	<u>1</u>	<u>2</u>
OFFICER - TOTAL	19	-	-	4	3	7	-	2	-	-	-	1	2
WARRANT OFFICER - TOTAL	2	-	-	-	-	1	1	-	-	-	-	-	-
AIRMAN - TOTAL	4	-	-	1	-	-	-	-	2	1	-	-	-

TABLE 167 - SUMMARY - ACCESSION STATUS CHANGES OF MILITARY PERSONNEL - FY 1953 THROUGH FY 1957 (CONTINUED)

TYPE OF CHANGE	TOTAL	JUL	AUG	SEP	OCT	NOV	DEC	JAN	FEB	MAR	APR	MAY	JUN
Retired and Transferred to Air Force Reserve and Immediately Recalled to Active Duty - Total	21	-	-	4	3	8	1	2	-	-	-	1	2
Officer	19	-	-	4	3	7	1	2	-	-	-	1	2
Warrant Officer	2	-	-	-	-	1	1	-	-	-	-	-	-
Airman	-	-	-	-	-	-	-	-	-	-	-	-	-
AF Reserve and Air National Guard Separated and Volunteer for 24-Months Active Military Service - Total	4	-	-	1	-	-	-	-	2	1	-	-	-
Officer	-	-	-	-	-	-	-	-	-	-	-	-	-
Warrant Officer	-	-	-	-	-	-	-	-	2	1	-	-	-
Airman	4	-	-	1	-	-	-	-	-	-	-	-	-
<u>TERM OF ENLISTMENT EXTENDED - TOTAL</u>	<u>5,515</u>	<u>315</u>	<u>307</u>	<u>313</u>	<u>397</u>	<u>399</u>	<u>443</u>	<u>563</u>	<u>571</u>	<u>643</u>	<u>609</u>	<u>455</u>	<u>510</u>
OFFICER - TOTAL	-	-	-	-	-	-	-	-	-	-	-	-	-
WARRANT OFFICER - TOTAL	-	-	-	-	-	-	-	-	-	-	-	-	-
AIRMAN - TOTAL	<u>5,515</u>	<u>315</u>	<u>307</u>	<u>313</u>	<u>397</u>	<u>399</u>	<u>443</u>	<u>563</u>	<u>571</u>	<u>643</u>	<u>609</u>	<u>455</u>	<u>510</u>
AIR NATIONAL GUARD OFFICER ON EXTENDED ACTIVE DUTY APPOINTED IN AIR FORCE RESERVE - TOTAL	55	2	2	6	10	6	3	7	1	2	7	2	-
OFFICER - TOTAL	55	2	2	6	10	6	3	7	1	2	7	2	-
WARRANT OFFICER - TOTAL	-	-	-	-	-	-	-	-	-	-	-	-	-
AIRMAN - TOTAL	-	-	-	-	-	-	-	-	-	-	-	-	-
CONNECTION ON PREVIOUSLY REPORTED ACCESSION STATUS													
CHANGE - TOTAL	36	6	3	2	5	3	2	5	2	1	2	5	-
OFFICER - TOTAL	10	-	3	-	1	-	-	2	-	-	-	4	-
WARRANT OFFICER - TOTAL	-	-	-	-	-	-	-	-	-	-	-	-	-
AIRMAN - TOTAL	26	6	-	2	4	3	2	3	2	1	2	1	-

Source: Personnel Statistics Division, Directorate of Statistical Services, DCS/Comptroller.

TABLE 168 - ACCESSION STATUS CHANGES OF FEMALE MILITARY PERSONNEL - FY 1957

(An Accession Status Change is the loss and immediate gain of the same individual and does not affect the strength of the Air Force. Figures in parentheses represent WAF Officers only and are included in open figures which includes both Air Force Nurses/Women's Medical Specialists and WAF Officers. Data in table below included in "Accession Status Changes of Military Personnel" Table.)

TYPE OF CHANGE	TOTAL	JUL (1956)	AUG	SEP	OCT	NOV	DEC	JAN (1957)	FEB	MAR	APR	MAY	JUN
<u>ACCESSION STATUS CHANGES - TOTAL</u>	(1) 349	40	21	29	38	(1) 20	18	34	23	33	27	32	34
<u>OFFICER - TOTAL</u>	(1) 13	3	1	1	4	(1) 1	1	-	-	2	-	-	-
<u>WARRANT OFFICER - TOTAL</u>	-	-	-	-	-	-	-	-	-	-	-	-	-
<u>AIRMAN - TOTAL</u>	336	37	20	28	34	19	17	34	23	31	27	32	34
<u>IMMEDIATE REENLISTMENTS - TOTAL</u>	260	30	12	20	26	17	16	28	18	25	20	25	23
<u>OFFICER - TOTAL</u>	-	-	-	-	-	-	-	-	-	-	-	-	-
<u>WARRANT OFFICER - TOTAL</u>	-	-	-	-	-	-	-	-	-	-	-	-	-
<u>AIRMAN - TOTAL</u>	260	30	12	20	26	17	16	28	18	25	20	25	23
<u>Upon Expiration of Term of Service (Regular Personnel) - Total</u>	117	15	4	9	7	13	3	14	5	14	9	15	9
Officer	-	-	-	-	-	-	-	-	-	-	-	-	-
Warrant Officer	-	-	-	-	-	-	-	-	-	-	-	-	-
Airman	117	15	4	9	7	13	3	14	5	14	9	15	9
<u>Prior to Expiration of Term of Service (Regular Personnel) - Total</u>	105	10	6	6	11	2	11	12	9	8	11	8	11
Officer	-	-	-	-	-	-	-	-	-	-	-	-	-
Warrant Officer	-	-	-	-	-	-	-	-	-	-	-	-	-
Airman	105	10	6	6	11	2	11	12	9	8	11	8	11
<u>Prior to Expiration of Term of Service (Non-Regular Personnel) - Total</u>	1	-	-	-	-	-	-	-	-	1	-	-	-
Officer	-	-	-	-	-	-	-	-	-	-	-	-	-
Warrant Officer	-	-	-	-	-	-	-	-	-	-	-	-	-
Airman	1	-	-	-	-	-	-	-	-	1	-	-	-
<u>Resignee Immediately Reenlisted in Regular Air Force (Regular Personnel) - Total</u>	26	3	2	2	5	-	-	2	3	2	-	2	2
Officer	-	-	-	-	-	-	-	-	-	-	-	-	-
Warrant Officer	-	-	-	-	-	-	-	-	-	-	-	-	-
Airman	26	3	2	2	5	-	-	2	3	2	-	2	2

TABLE 168 - ACCESSION STATUS CHANGES OF FEMALE MILITARY PERSONNEL - FY 1957 (CONTINUED)

TYPE OF CHANGE	TOTAL	JUL (1956)	AUG	SEP	OCT	NOV	DEC	JAN (1957)	FEB	MAR	APR	MAY	JUN
<u>Regular Airmen Immediately Reenlisted in Regular Air Force Upon Expiration Term of Service for Another Base or Technical School</u>													
<u>Total</u>	<u>11</u>	<u>2</u>	-	-	<u>3</u>	<u>2</u>	<u>2</u>	-	<u>1</u>	-	-	-	<u>1</u>
Officer	-	-	-	-	-	-	-	-	-	-	-	-	-
Warrant Officer	-	-	-	-	-	-	-	-	-	-	-	-	-
Airman	11	2	-	-	3	2	2	-	1	-	-	-	1
<u>Non-Regular Officers on Extended Active Duty Integrated Into Regular Air Force - Total</u>	<u>11</u>	<u>3</u>	<u>1</u>	<u>1</u>	<u>3</u>	-	<u>1</u>	-	-	<u>2</u>	-	-	-
Officer	11	3	1	1	3	-	1	-	-	2	-	-	-
Warrant Officer	-	-	-	-	-	-	-	-	-	-	-	-	-
Airman	-	-	-	-	-	-	-	-	-	-	-	-	-
<u>Immediate Recall - Total</u>	(1) <u>1</u>	-	-	-	-	(1) <u>1</u>	-	-	-	-	-	-	-
Officer	(1) 1	-	-	-	-	(1) 1	-	-	-	-	-	-	-
Warrant Officer	-	-	-	-	-	-	-	-	-	-	-	-	-
Airman	-	-	-	-	-	-	-	-	-	-	-	-	-
<u>Retired and Transferred to AFRES and Immediately Recalled to Active Duty - Total</u>	(1) <u>1</u>	-	-	-	-	(1) <u>1</u>	-	-	-	-	-	-	-
Officer	(1) 1	-	-	-	-	(1) 1	-	-	-	-	-	-	-
Warrant Officer	-	-	-	-	-	-	-	-	-	-	-	-	-
Airman	-	-	-	-	-	-	-	-	-	-	-	-	-
<u>Term of Enlistment Extended - Total</u>	<u>75</u>	<u>7</u>	<u>8</u>	<u>8</u>	<u>8</u>	<u>1</u>	<u>1</u>	<u>6</u>	<u>5</u>	<u>6</u>	<u>7</u>	<u>7</u>	<u>11</u>
Officer	-	-	-	-	-	-	-	-	-	-	-	-	-
Warrant Officer	-	-	-	-	-	-	-	-	-	-	-	-	-
Airman	75	7	8	8	8	1	1	6	5	6	7	7	11
<u>Correction on Previously Reported Accession Status Change - Total</u>	<u>2</u>	-	-	-	<u>1</u>	<u>1</u>	-	-	-	-	-	-	-
Officer	1	-	-	-	1	-	-	-	-	-	-	-	-
Warrant Officer	-	-	-	-	-	-	-	-	-	-	-	-	-
Airman	1	-	-	-	-	1	-	-	-	-	-	-	-

Source: Personnel Statistics Division, Directorate of Statistical Services, DCS/Comptroller.

TABLE 169 - ENLISTMENTS AND REENLISTMENTS BY GRADE - FY 1957

(Prior service enlistments includes 33 Master Sergeants, 2 Technical Sergeants, 3 Staff Sergeants, 50 Airmen First Class, and 1 Airman Third Class who were former Commissioned and Warrant Officers)

TYPE OF ENLISTMENT OR REENLISTMENT BY DATE	TOTAL	MASTER SERGEANT	TECHNICAL SERGEANT	STAFF SERGEANT	AIRMAN FIRST CLASS	AIRMAN SECOND CLASS	AIRMAN THIRD CLASS	AIRMAN BASIC
<u>FY 1957 - TOTAL</u>	<u>204,811</u>	<u>5,455</u>	<u>10,865</u>	<u>21,807</u>	<u>28,567</u>	<u>19,002</u>	<u>8,940</u>	<u>110,175</u>
<u>NO PRIOR SERVICE ENLISTMENT - TOTAL</u> . .	<u>109,925</u>	-	-	-	-	-	<u>1,297</u>	<u>108,628</u>
<u>ENLISTMENT FOR OCS OR AVN CADET - TOTAL</u>	<u>1,546</u>	-	-	<u>2</u>	<u>18</u>	<u>26</u>	<u>184</u>	<u>1,316</u>
<u>PRIOR SERVICE ENLISTMENT - TOTAL</u>	<u>16,826</u>	<u>52</u>	<u>643</u>	<u>1,721</u>	<u>3,852</u>	<u>3,249</u>	<u>7,107</u>	<u>202</u>
<u>REENLISTMENT WITHIN 90 DAYS - TOTAL</u> . .	<u>16,260</u>	<u>966</u>	<u>2,209</u>	<u>5,348</u>	<u>6,323</u>	<u>1,325</u>	<u>69</u>	<u>20</u>
<u>IMMEDIATE REENLISTMENT - TOTAL</u>	<u>60,254</u>	<u>4,437</u>	<u>8,013</u>	<u>14,736</u>	<u>18,374</u>	<u>14,402</u>	<u>283</u>	<u>2</u>
<u>July (1956) - Total</u>	<u>21,783</u>	<u>911</u>	<u>1,367</u>	<u>2,085</u>	<u>2,641</u>	<u>1,567</u>	<u>765</u>	<u>12,427</u>
No Prior Service Enlistment	12,318	-	-	-	-	-	141	12,177
Enlistment for OCS or Avn Cadet	276	-	-	-	7	5	28	236
Prior Service Enlistment	1,340	11	51	150	293	244	581	10
Reenlistment Within 90 Days	1,753	178	273	517	627	154	3	1
Immediate Reenlistment	6,096	722	1,043	1,418	1,714	1,184	12	3
<u>August - Total</u>	<u>21,249</u>	<u>700</u>	<u>1,259</u>	<u>2,092</u>	<u>2,581</u>	<u>1,661</u>	<u>778</u>	<u>12,178</u>
No Prior Service Enlistment	12,095	-	-	-	-	-	126	11,969
Enlistment for OCS or Avn Cadet	223	-	-	1	2	4	23	193
Prior Service Enlistment	1,378	5	65	183	290	223	601	11
Reenlistment Within 90 Days	1,825	137	309	578	641	149	6	5
Immediate Reenlistment	5,728	558	885	1,330	1,648	1,285	22	-
<u>September - Total</u>	<u>21,412</u>	<u>452</u>	<u>861</u>	<u>1,984</u>	<u>2,647</u>	<u>1,542</u>	<u>837</u>	<u>13,089</u>
No Prior Service Enlistment	13,129	-	-	-	-	-	193	12,936
Enlistment for OCS or Avn Cadet	169	-	-	-	1	1	25	142
Prior Service Enlistment	1,401	2	53	193	296	246	601	10
Reenlistment Within 90 Days	1,705	92	205	545	692	164	6	1
Immediate Reenlistment	5,008	358	603	1,246	1,658	1,131	12	-
<u>October - Total</u>	<u>19,333</u>	<u>493</u>	<u>965</u>	<u>1,920</u>	<u>2,695</u>	<u>1,745</u>	<u>707</u>	<u>10,808</u>
No Prior Service Enlistment	10,864	-	-	-	-	-	129	10,735
Enlistment for OCS or Avn Cadet	73	-	-	-	1	1	13	58
Prior Service Enlistment	1,462	7	65	219	332	281	547	11
Reenlistment Within 90 Days	1,508	88	194	457	619	146	3	1
Immediate Reenlistment	5,426	398	706	1,244	1,743	1,317	15	3
<u>November - Total</u>	<u>14,949</u>	<u>409</u>	<u>803</u>	<u>1,568</u>	<u>1,978</u>	<u>1,394</u>	<u>680</u>	<u>8,117</u>
No Prior Service Enlistment	8,087	-	-	-	-	-	107	7,980
Enlistment for OCS or Avn Cadet	156	-	-	1	2	2	26	125
Prior Service Enlistment	1,250	3	43	157	290	233	513	11
Reenlistment Within 90 Days	1,166	72	149	369	469	99	7	1
Immediate Reenlistment	4,290	334	611	1,041	1,217	1,060	27	-
<u>December - Total</u>	<u>15,341</u>	<u>465</u>	<u>988</u>	<u>2,060</u>	<u>2,857</u>	<u>2,121</u>	<u>535</u>	<u>6,315</u>
No Prior Service Enlistment	6,269	-	-	-	-	-	37	6,232
Enlistment for OCS or Avn Cadet	83	-	-	-	1	3	11	68
Prior Service Enlistment	1,054	3	41	109	264	220	404	13
Reenlistment Within 90 Days	1,197	69	169	421	449	84	4	1
Immediate Reenlistment	6,738	393	778	1,530	2,143	1,814	79	1

TABLE 169 - ENLISTMENTS AND REENLISTMENTS BY GRADE - FY 1957 (CONTINUED)

TYPE OF ENLISTMENT OR REENLISTMENT BY DATE	TOTAL	MASTER SERGEANT	TECHNICAL SERGEANT	STAFF SERGEANT	AIRMAN FIRST CLASS	AIRMAN SECOND CLASS	AIRMAN THIRD CLASS	AIRMAN BASIC
<u>January (1957) - Total</u>	<u>18,686</u>	<u>364</u>	<u>889</u>	<u>1,790</u>	<u>2,245</u>	<u>1,554</u>	<u>993</u>	<u>10,851</u>
No Prior Service Enlistment	10,854	-	-	-	-	-	187	10,667
Enlistment for OCS or Avn Cadet	171	-	-	-	1	2	19	149
Prior Service Enlistment	1,745	1	55	147	420	333	754	35
Reenlistment Within 90 Days	1,323	52	177	430	545	108	11	-
Immediate Reenlistment	4,593	311	657	1,213	1,279	1,111	22	-
<u>February - Total</u>	<u>14,829</u>	<u>375</u>	<u>881</u>	<u>1,815</u>	<u>2,137</u>	<u>1,541</u>	<u>835</u>	<u>7,245</u>
No Prior Service Enlistment	7,264	-	-	-	-	-	100	7,164
Enlistment for OCS or Avn Cadet	76	-	-	-	-	3	8	65
Prior Service Enlistment	1,594	4	57	117	369	335	697	15
Reenlistment Within 90 Days	1,240	61	181	454	444	92	7	1
Immediate Reenlistment	4,655	310	643	1,244	1,324	1,111	23	-
<u>March - Total</u>	<u>15,164</u>	<u>342</u>	<u>797</u>	<u>1,805</u>	<u>2,414</u>	<u>1,632</u>	<u>855</u>	<u>7,319</u>
No Prior Service Enlistment	7,316	-	-	-	-	-	95	7,221
Enlistment for OCS or Avn Cadet	91	-	-	-	-	3	9	79
Prior Service Enlistment	1,582	1	58	106	354	323	721	19
Reenlistment Within 90 Days	1,311	74	181	464	504	79	9	-
Immediate Reenlistment	4,864	267	558	1,235	1,556	1,227	21	-
<u>April - Total</u>	<u>14,614</u>	<u>324</u>	<u>713</u>	<u>1,727</u>	<u>2,321</u>	<u>1,559</u>	<u>698</u>	<u>7,272</u>
No Prior Service Enlistment	7,191	-	-	-	-	-	72	7,119
Enlistment for OCS or Avn Cadet	145	-	-	-	1	1	15	128
Prior Service Enlistment	1,412	7	43	110	345	299	586	22
Reenlistment Within 90 Days	1,234	62	144	415	499	107	5	2
Immediate Reenlistment	4,632	255	526	1,202	1,476	1,152	20	1
<u>May - Total</u>	<u>13,189</u>	<u>283</u>	<u>671</u>	<u>1,495</u>	<u>1,922</u>	<u>1,260</u>	<u>651</u>	<u>6,907</u>
No Prior Service Enlistment	6,865	-	-	-	-	-	58	6,807
Enlistment for OCS or Avn Cadet	79	-	-	-	1	-	7	71
Prior Service Enlistment	1,320	4	64	107	295	260	566	24
Reenlistment Within 90 Days	1,057	33	118	380	437	83	2	4
Immediate Reenlistment	3,868	246	489	1,008	1,189	917	18	1
<u>June - Total</u>	<u>14,262</u>	<u>337</u>	<u>671</u>	<u>1,466</u>	<u>2,129</u>	<u>1,406</u>	<u>606</u>	<u>7,647</u>
No Prior Service Enlistment	7,673	-	-	-	-	-	52	7,621
Enlistment for OCS or Avn Cadet	4	-	-	-	1	1	-	2
Prior Service Enlistment	1,288	4	48	123	304	252	536	21
Reenlistment Within 90 Days	941	48	109	318	397	60	6	3
Immediate Reenlistment	4,356	285	514	1,025	1,427	1,093	12	-

Source: Personnel Statistics Division, Directorate of Statistical Services, DCS/Comptroller

TABLE 170 - SUMMARY - WAF ENLISTMENTS AND REENLISTMENTS BY GRADE -
FY 1949 THROUGH FY 1957

(Table below excludes reenlistment in the Army for SCARWAF duty. The data in the table are included in "Enlistments and Reenlistments by Grade" Table.)

TYPE OF ENLISTMENT AND REENLISTMENT AND DATE	TOTAL	MASTER SERGEANT	TECHNICAL SERGEANT	STAFF SERGEANT	AIRMAN FIRST CLASS	AIRMAN SECOND CLASS	AIRMAN THIRD CLASS	AIRMAN BASIC
FY 1949 - TOTAL	2,140	26	50	291	416	168	70	1,119
FY 1950 - TOTAL	2,217	13	20	125	11	12	37	1,999
FY 1951 - TOTAL	4,622	6	20	152	23	22	86	4,313
FY 1952 - TOTAL	6,361	20	58	152	86	42	60	5,943
FY 1953 - TOTAL	5,141	26	59	120	45	35	35	4,821
FY 1954 - TOTAL	2,864	6	14	96	29	16	25	2,678
FY 1955 - TOTAL	4,152	57	114	259	313	147	49	3,213
FY 1956 - TOTAL	4,017	40	66	146	343	167	50	3,205
FY 1957								
<u>FY 1957 - TOTAL</u>	<u>3,229</u>	<u>14</u>	<u>32</u>	<u>70</u>	<u>217</u>	<u>98</u>	<u>50</u>	<u>2,748</u>
<u>NO PRIOR SERVICE ENLISTMENT - TOTAL</u>	<u>2,743</u>	-	-	-	-	-	<u>7</u>	<u>2,736</u>
<u>ENL FOR OCS OR AVN CADET - TOTAL . .</u>	<u>13</u>	-	-	-	-	<u>1</u>	<u>1</u>	<u>11</u>
<u>PRIOR SERVICE ENLISTMENT - TOTAL . .</u>	<u>94</u>	-	-	<u>4</u>	<u>20</u>	<u>30</u>	<u>39</u>	<u>1</u>
<u>REENLISTMENT WITHIN 90 DAYS - TOTAL</u>	<u>119</u>	<u>2</u>	<u>5</u>	<u>18</u>	<u>72</u>	<u>20</u>	<u>2</u>	-
<u>IMMEDIATE REENLISTMENT - TOTAL . . .</u>	<u>260</u>	<u>12</u>	<u>27</u>	<u>48</u>	<u>125</u>	<u>47</u>	<u>1</u>	-
<u>July (1956) - Total</u>	<u>420</u>	-	<u>3</u>	<u>5</u>	<u>21</u>	<u>12</u>	<u>2</u>	<u>377</u>
No Prior Service Enlistment	377	-	-	-	-	-	-	377
Enlistment for OCS or Avn Cadet	-	-	-	-	-	-	-	-
Prior Service Enlistment	10	-	-	1	3	4	2	-
Reenlistment Within 90 Days	3	-	-	2	1	-	-	-
Immediate Reenlistment	30	-	3	2	17	8	-	-
<u>August - Total</u>	<u>403</u>	<u>2</u>	<u>2</u>	<u>3</u>	<u>11</u>	<u>7</u>	<u>4</u>	<u>374</u>
No Prior Service Enlistment	376	-	-	-	-	-	2	374
Enlistment for OCS or Avn Cadet	-	-	-	-	-	-	-	-
Prior Service Enlistment	7	-	-	1	2	2	2	-
Reenlistment Within 90 Days	8	-	-	-	7	1	-	-
Immediate Reenlistment	12	2	2	2	2	4	-	-
<u>September - Total</u>	<u>400</u>	<u>2</u>	<u>2</u>	<u>4</u>	<u>16</u>	<u>8</u>	<u>7</u>	<u>361</u>
No Prior Service Enlistment	358	-	-	-	-	-	-	358
Enlistment for OCS or Avn Cadet	3	-	-	-	-	-	-	3
Prior Service Enlistment	10	-	-	-	1	2	7	-
Reenlistment Within 90 Days	9	-	-	1	4	4	-	-
Immediate Reenlistment	20	2	2	3	11	2	-	-
<u>October - Total</u>	<u>423</u>	<u>2</u>	<u>5</u>	<u>7</u>	<u>18</u>	<u>5</u>	<u>8</u>	<u>378</u>
No Prior Service Enlistment	379	-	-	-	-	-	1	378
Enlistment for OCS or Avn Cadet	-	-	-	-	-	-	-	-
Prior Service Enlistment	13	-	-	1	4	1	7	-
Reenlistment Within 90 Days	5	-	-	2	2	1	-	-
Immediate Reenlistment	26	2	5	4	12	3	-	-
<u>November - Total</u>	<u>340</u>	<u>1</u>	<u>3</u>	<u>2</u>	<u>19</u>	<u>4</u>	<u>8</u>	<u>296</u>
No Prior Service Enlistment	298	-	-	-	-	-	2	296
Enlistment for OCS or Avn Cadet	-	-	-	-	-	-	-	-
Prior Service Enlistment	8	-	-	1	1	-	6	-
Reenlistment Within 90 Days	17	1	1	3	10	2	-	-
Immediate Reenlistment	17	-	2	5	8	2	-	-

TABLE 170 - SUMMARY - WAF ENLISTMENTS AND REENLISTMENTS BY GRADE -
FY 1949 THROUGH FY 1957 (CONTINUED)

TYPE OF ENLISTMENT AND REENLISTMENT AND DATE	TOTAL	MASTER SERGEANT	TECHNICAL SERGEANT	STAFF SERGEANT	AIRMAN FIRST CLASS	AIRMAN SECOND CLASS	AIRMAN THIRD CLASS	AIRMAN BASIC
<u>December - Total</u>	<u>132</u>	-	<u>1</u>	<u>2</u>	<u>11</u>	<u>8</u>	<u>2</u>	<u>105</u>
No Prior Service Enlistment	106	-	-	-	-	-	1	105
Enlistment for OCS or Avn Cadet	-	-	-	-	-	-	-	-
Prior Service Enlistment	3	-	-	-	-	2	1	-
Reenlistment Within 90 Days	7	-	1	1	5	-	-	-
Immediate Reenlistment	16	-	-	4	6	6	-	-
<u>January (1957) - Total</u>	<u>154</u>	-	<u>6</u>	<u>4</u>	<u>24</u>	<u>14</u>	<u>5</u>	<u>101</u>
No Prior Service Enlistment	98	-	-	-	-	-	-	98
Enlistment for OCS or Avn Cadet	3	-	-	-	-	-	3	3
Prior Service Enlistment	11	-	-	-	2	6	3	-
Reenlistment Within 90 Days	14	-	1	1	6	4	2	-
Immediate Reenlistment	28	-	5	3	16	4	-	-
<u>February - Total</u>	<u>155</u>	<u>2</u>	<u>2</u>	<u>3</u>	<u>18</u>	<u>6</u>	<u>2</u>	<u>122</u>
No Prior Service Enlistment	122	-	-	-	-	-	-	122
Enlistment for OCS or Avn Cadet	-	-	-	-	-	-	-	-
Prior Service Enlistment	8	-	-	-	2	4	2	-
Reenlistment Within 90 Days	7	-	-	1	5	1	-	-
Immediate Reenlistment	18	2	2	2	11	1	-	-
<u>March - Total</u>	<u>200</u>	<u>3</u>	<u>3</u>	<u>11</u>	<u>21</u>	<u>8</u>	<u>5</u>	<u>149</u>
No Prior Service Enlistment	146	-	-	-	-	-	1	145
Enlistment for OCS or Avn Cadet	4	-	-	-	-	-	1	3
Prior Service Enlistment	8	-	-	-	2	2	3	1
Reenlistment Within 90 Days	17	1	1	4	9	2	-	-
Immediate Reenlistment	25	2	2	7	10	4	-	-
<u>April - Total</u>	<u>192</u>	-	-	<u>5</u>	<u>20</u>	<u>7</u>	<u>5</u>	<u>158</u>
No Prior Service Enlistment	158	-	-	-	-	-	-	158
Enlistment for OCS or Avn Cadet	-	-	-	-	-	-	-	-
Prior Service Enlistment	7	-	-	-	1	1	5	-
Reenlistment Within 90 Days	10	-	-	-	9	1	-	-
Immediate Reenlistment	20	-	-	5	10	5	-	-
<u>May - Total</u>	<u>202</u>	<u>1</u>	<u>2</u>	<u>8</u>	<u>21</u>	<u>9</u>	<u>2</u>	<u>159</u>
No Prior Service Enlistment	159	-	-	-	-	-	-	159
Enlistment for OCS or Avn Cadet	-	-	-	-	-	-	-	-
Prior Service Enlistment	4	-	-	-	-	3	1	-
Reenlistment Within 90 Days	14	-	1	2	8	3	-	-
Immediate Reenlistment	25	1	1	6	13	3	1	-
<u>June - Total</u>	<u>205</u>	<u>1</u>	<u>3</u>	<u>6</u>	<u>17</u>	<u>10</u>	-	<u>168</u>
No Prior Service Enlistment	166	-	-	-	-	-	-	166
Enlistment for OCS or Avn Cadet	3	-	-	-	-	1	-	2
Prior Service Enlistment	5	-	-	-	2	3	-	-
Reenlistment Within 90 Days	8	-	-	1	6	1	-	-
Immediate Reenlistment	23	1	3	5	9	5	-	-

Source: Personnel Statistics Division, Directorate of Statistical Services, DCS/Comptroller.

TABLE 171 - ENLISTMENTS AND REENLISTMENTS BY TERM OF ENLISTMENT - FY 1957

(Prior service enlistments includes 65 four (4) year enlistments and 24 six (6) year enlistments who were former Commissioned and Warrant Officers.)

TYPE OF ENLISTMENT OR REENLISTMENT BY DATE	TOTAL	TERM OF ENLISTMENT OR REENLISTMENT			
		2 Years	3 Years	4 Years	6 Years
<u>FY 1957 - TOTAL</u>	<u>204,811</u>	<u>1,747</u>	<u>2,961</u>	<u>135,563</u>	<u>64,540</u>
<u>NO PRIOR SERVICE ENLISTMENT - TOTAL</u>	<u>109,925</u>	<u>221</u>	<u>2,739</u>	<u>106,964</u>	<u>1</u>
<u>ENLISTMENT FOR OCS OR AVN CADET - TOTAL</u>	<u>1,546</u>	<u>1,526</u>	<u>13</u>	<u>7</u>	<u>-</u>
<u>PRIOR SERVICE ENLISTMENT - TOTAL</u>	<u>16,826</u>	<u>-</u>	<u>86</u>	<u>16,492</u>	<u>248</u>
<u>REENLISTMENT WITHIN 90 DAYS - TOTAL</u>	<u>16,260</u>	<u>-</u>	<u>54</u>	<u>4,584</u>	<u>11,622</u>
<u>IMMEDIATE REENLISTMENT - TOTAL</u>	<u>60,254</u>	<u>-</u>	<u>69</u>	<u>7,516</u>	<u>52,669</u>
<u>July (1956) - Total</u>	<u>21,783</u>	<u>282</u>	<u>395</u>	<u>14,630</u>	<u>6,476</u>
No Prior Service Enlistment	12,318	9	374	11,935	-
Enlistment for OCS or Avn Cadet	276	273	-	3	-
Prior Service Enlistment	1,340	-	8	1,288	44
Reenlistment Within 90 Days	1,753	-	2	522	1,229
Immediate Reenlistment	6,096	-	11	882	5,203
<u>August - Total</u>	<u>21,249</u>	<u>237</u>	<u>390</u>	<u>14,295</u>	<u>6,327</u>
No Prior Service Enlistment	12,095	15	376	11,704	-
Enlistment for OCS or Avn Cadet	223	222	-	1	-
Prior Service Enlistment	1,378	-	7	1,346	25
Reenlistment Within 90 Days	1,825	-	4	519	1,302
Immediate Reenlistment	5,728	-	3	725	5,000
<u>September - Total</u>	<u>21,412</u>	<u>201</u>	<u>379</u>	<u>15,194</u>	<u>5,638</u>
No Prior Service Enlistment	13,129	35	358	12,736	-
Enlistment for OCS or Avn Cadet	169	166	3	-	-
Prior Service Enlistment	1,401	-	9	1,370	22
Reenlistment Within 90 Days	1,705	-	3	480	1,222
Immediate Reenlistment	5,008	-	6	608	4,394
<u>October - Total</u>	<u>19,333</u>	<u>103</u>	<u>401</u>	<u>12,973</u>	<u>5,856</u>
No Prior Service Enlistment	10,864	31	378	10,455	-
Enlistment for OCS or Avn Cadet	73	72	-	1	-
Prior Service Enlistment	1,462	-	11	1,427	24
Reenlistment Within 90 Days	1,508	-	5	423	1,080
Immediate Reenlistment	5,426	-	7	667	4,752
<u>November - Total</u>	<u>14,949</u>	<u>193</u>	<u>315</u>	<u>9,859</u>	<u>4,582</u>
No Prior Service Enlistment	8,087	37	298	7,752	-
Enlistment for OCS or Avn Cadet	156	156	-	-	-
Prior Service Enlistment	1,250	-	7	1,225	18
Reenlistment Within 90 Days	1,166	-	4	337	825
Immediate Reenlistment	4,290	-	6	545	3,739
<u>December - Total</u>	<u>15,341</u>	<u>114</u>	<u>117</u>	<u>8,240</u>	<u>6,870</u>
No Prior Service Enlistment	6,269	31	106	6,132	-
Enlistment for OCS or Avn Cadet	83	83	-	-	-
Prior Service Enlistment	1,054	-	3	1,035	16
Reenlistment Within 90 Days	1,197	-	4	312	881
Immediate Reenlistment	6,738	-	4	761	5,973

TABLE 171 - ENLISTMENTS AND REENLISTMENTS BY TERM OF ENLISTMENT - FY 1957 (CONTINUED)

TYPE OF ENLISTMENT OR REENLISTMENT BY DATE	TOTAL	TERM OF ENLISTMENT OR REENLISTMENT			
		2 Years	3 Years	4 Years	6 Years
<u>January (1957) - Total</u>	<u>18,686</u>	<u>182</u>	<u>124</u>	<u>13,367</u>	<u>5,013</u>
No Prior Service Enlistment	10,854	16	98	10,739	1
Enlistment for OCS or Avn Cadet	171	166	3	2	-
Prior Service Enlistment	1,745	-	10	1,712	23
Reenlistment Within 90 Days	1,323	-	7	369	947
Immediate Reenlistment	4,593	-	6	545	4,042
<u>February - Total</u>	<u>14,829</u>	<u>96</u>	<u>136</u>	<u>9,613</u>	<u>4,984</u>
No Prior Service Enlistment	7,264	20	122	7,122	-
Enlistment for OCS or Avn Cadet	76	76	-	-	-
Prior Service Enlistment	1,594	-	8	1,573	13
Reenlistment Within 90 Days	1,240	-	3	333	904
Immediate Reenlistment	4,655	-	3	585	4,067
<u>March - Total</u>	<u>15,164</u>	<u>98</u>	<u>174</u>	<u>9,742</u>	<u>5,150</u>
No Prior Service Enlistment	7,316	11	146	7,159	-
Enlistment for OCS or Avn Cadet	91	87	4	-	-
Prior Service Enlistment	1,582	-	7	1,561	14
Reenlistment Within 90 Days	1,311	-	8	369	934
Immediate Reenlistment	4,864	-	9	653	4,202
<u>April - Total</u>	<u>14,614</u>	<u>153</u>	<u>172</u>	<u>9,317</u>	<u>4,972</u>
No Prior Service Enlistment	7,191	8	158	7,025	-
Enlistment for OCS or Avn Cadet	145	145	-	-	-
Prior Service Enlistment	1,412	-	7	1,388	17
Reenlistment Within 90 Days	1,234	-	3	335	896
Immediate Reenlistment	4,632	-	4	569	4,059
<u>May - Total</u>	<u>13,189</u>	<u>82</u>	<u>179</u>	<u>8,759</u>	<u>4,169</u>
No Prior Service Enlistment	6,865	3	159	6,703	-
Enlistment for OCS or Avn Cadet	79	79	-	-	-
Prior Service Enlistment	1,320	-	4	1,296	20
Reenlistment within 90 Days	1,057	-	9	299	749
Immediate Reenlistment	3,868	-	7	461	3,400
<u>June - Total</u>	<u>14,262</u>	<u>6</u>	<u>179</u>	<u>9,574</u>	<u>4,503</u>
No Prior Service Enlistment	7,673	5	166	7,502	-
Enlistment for OCS or Avn Cadet	4	1	3	-	-
Prior Service Enlistment	1,288	-	5	1,271	12
Reenlistment Within 90 Days	941	-	2	286	653
Immediate Reenlistment	4,356	-	3	515	3,838

Source: Personnel Statistics Division, Directorate of Statistical Services, DCS/Comptroller

TABLE 172 - WAF ENLISTMENTS AND REENLISTMENTS BY TERM OF ENLISTMENT - FY 1957

(Data in table below included in "Enlistments and Reenlistments by Term of Enlistment" table.)

TYPE OF ENLISTMENT OR REENLISTMENT BY DATE	TOTAL	TERM OF ENLISTMENT OR REENLISTMENT			
		2 Years	3 Years	4 Years	6 Years
<u>FY 1957 - TOTAL</u>	<u>3,229</u>	-	<u>2,961</u>	<u>74</u>	<u>194</u>
<u>NO PRIOR SERVICE ENLISTMENT - TOTAL</u>	<u>2,743</u>	-	<u>2,739</u>	<u>4</u>	-
<u>ENLISTMENT FOR OCS OR AVN CADET - TOTAL</u>	<u>13</u>	-	<u>13</u>	-	-
<u>PRIOR SERVICE ENLISTMENT - TOTAL</u>	<u>94</u>	-	<u>86</u>	<u>7</u>	<u>1</u>
<u>REENLISTMENT WITHIN 90 DAYS - TOTAL</u>	<u>119</u>	-	<u>54</u>	<u>26</u>	<u>39</u>
<u>IMMEDIATE REENLISTMENT - TOTAL</u>	<u>260</u>	-	<u>69</u>	<u>37</u>	<u>154</u>
<u>July (1956) - Total</u>	<u>420</u>	-	<u>395</u>	<u>10</u>	<u>15</u>
No Prior Service Enlistment	377	-	374	3	-
Enlistment for OCS or Avn Cadet	-	-	-	-	-
Prior Service Enlistment	10	-	8	2	-
Reenlistment Within 90 Days	3	-	2	-	1
Immediate Reenlistment	30	-	11	5	14
<u>August - Total</u>	<u>403</u>	-	<u>390</u>	<u>2</u>	<u>11</u>
No Prior Service Enlistment	376	-	376	-	-
Enlistment for OCS or Avn Cadet	-	-	-	-	-
Prior Service Enlistment	7	-	7	-	-
Reenlistment Within 90 Days	8	-	4	1	3
Immediate Reenlistment	12	-	3	1	8
<u>September - Total</u>	<u>400</u>	-	<u>379</u>	<u>5</u>	<u>16</u>
No Prior Service Enlistment	358	-	358	-	-
Enlistment for OCS or Avn Cadet	3	-	3	-	-
Prior Service Enlistment	10	-	9	-	1
Reenlistment Within 90 Days	9	-	3	3	3
Immediate Reenlistment	20	-	6	2	12
<u>October - Total</u>	<u>423</u>	-	<u>401</u>	<u>6</u>	<u>16</u>
No Prior Service Enlistment	379	-	378	1	-
Enlistment for OCS or Avn Cadet	-	-	-	-	-
Prior Service Enlistment	13	-	11	2	-
Reenlistment Within 90 Days	5	-	5	-	-
Immediate Reenlistment	26	-	7	3	16
<u>November - Total</u>	<u>340</u>	-	<u>315</u>	<u>8</u>	<u>17</u>
No Prior Service Enlistment	298	-	298	-	-
Enlistment for OCS or Avn Cadet	-	-	-	-	-
Prior Service Enlistment	8	-	7	1	-
Reenlistment Within 90 Days	17	-	4	5	8
Immediate Reenlistment	17	-	6	2	9
<u>December - Total</u>	<u>132</u>	-	<u>117</u>	<u>6</u>	<u>2</u>
No Prior Service Enlistment	106	-	106	-	-
Enlistment for OCS or Avn Cadet	-	-	-	-	-
Prior Service Enlistment	3	-	3	-	1
Reenlistment Within 90 Days	7	-	4	2	1
Immediate Reenlistment	16	-	4	4	8

TABLE 172 - WAF ENLISTMENTS AND REENLISTMENTS BY TERM OF ENLISTMENT - FY 1957 (CONTINUED)

TYPE OF ENLISTMENT OR REENLISTMENT BY DATE	TOTAL	TERM OF ENLISTMENT OR REENLISTMENT			
		2 Years	3 Years	4 Years	6 Years
<u>January (1957) - Total</u>	<u>154</u>	-	<u>124</u>	<u>1</u>	<u>23</u>
No Prior Service Enlistment.	98	-	98	-	-
Enlistment for OCS or Avn Cadet.	3	-	3	-	-
Prior Service Enlistment	11	-	10	1	-
Reenlistment Within 90 Days.	14	-	7	3	4
Immediate Reenlistment	28	-	6	3	19
<u>February - Total</u>	<u>155</u>	-	<u>136</u>	<u>4</u>	<u>15</u>
No Prior Service Enlistment.	122	-	122	-	-
Enlistment for OCS or Avn Cadet.	-	-	-	-	-
Prior Service Enlistment	8	-	8	-	-
Reenlistment Within 90 Days.	7	-	3	2	2
Immediate Reenlistment	18	-	3	2	13
<u>March - Total</u>	<u>200</u>	-	<u>174</u>	<u>7</u>	<u>19</u>
No Prior Service Enlistment.	146	-	146	-	-
Enlistment for OCS or Avn Cadet.	4	-	4	-	-
Prior Service Enlistment	8	-	7	1	-
Reenlistment Within 90 Days.	17	-	8	2	7
Immediate Reenlistment	25	-	9	4	12
<u>April - Total</u>	<u>195</u>	-	<u>172</u>	<u>7</u>	<u>16</u>
No Prior Service Enlistment.	158	-	158	-	-
Enlistment for OCS or Avn Cadet.	-	-	-	-	-
Prior Service Enlistment	7	-	7	-	-
Reenlistment Within 90 Days.	10	-	3	3	4
Immediate Reenlistment	20	-	4	4	12
<u>May - Total</u>	<u>202</u>	-	<u>172</u>	<u>6</u>	<u>17</u>
No Prior Service Enlistment.	159	-	159	-	-
Enlistment for OCS or Avn Cadet.	-	-	-	-	-
Prior Service Enlistment	4	-	4	-	-
Reenlistment Within 90 Days.	14	-	9	2	3
Immediate Reenlistment	25	-	7	4	14
<u>June - Total</u>	<u>205</u>	-	<u>172</u>	<u>6</u>	<u>20</u>
No Prior Service Enlistment.	166	-	166	-	-
Enlistment for OCS or Avn Cadet.	3	-	3	-	-
Prior Service Enlistment	5	-	5	-	-
Reenlistment Within 90 Days.	8	-	2	3	3
Immediate Reenlistment	23	-	3	3	17

Source: Personnel Statistics Division, Directorate of Statistical Services, DCS/Comptroller.

TABLE 173 - ENLISTMENTS BY EDUCATIONAL LEVEL - FY 1957

TYPE AND MONTH OF ENLISTMENT	EDUCATIONAL LEVEL												
	Total			Non-High School or Non-Graduate		High School Graduate		Less Than 2 Years College		More Than 2 Years College No Degree		One or More Degrees	
	Total	Male	Female	Male	Female	Male	Female	Male	Female	Male	Female	Male	Female
<u>FY 1957 - TOTAL</u>	<u>128,297</u>	<u>125,447</u>	<u>2,850</u>	<u>51,884</u>	<u>165</u>	<u>63,328</u>	<u>2,443</u>	<u>5,554</u>	<u>147</u>	<u>3,717</u>	<u>70</u>	<u>964</u>	<u>25</u>
<u>NO PRIOR SERVICE ENLISTMENT - TOTAL</u>	<u>109,925</u>	<u>107,182</u>	<u>2,743</u>	<u>44,990</u>	<u>156</u>	<u>54,701</u>	<u>2,365</u>	<u>4,338</u>	<u>138</u>	<u>2,489</u>	<u>61</u>	<u>664</u>	<u>23</u>
<u>PRIOR SERVICE ENLISTMENT - TOTAL</u>	<u>16,526</u>	<u>16,732</u>	<u>84</u>	<u>5,893</u>	<u>9</u>	<u>8,240</u>	<u>71</u>	<u>835</u>	<u>4</u>	<u>619</u>	<u>8</u>	<u>145</u>	<u>2</u>
<u>ENLISTMENT FOR OFFICER CANDIDATE SCHOOL OR AVIATION CADET - TOTAL</u>	<u>1,546</u>	<u>1,533</u>	<u>13</u>	<u>1</u>	<u>-</u>	<u>387</u>	<u>7</u>	<u>381</u>	<u>5</u>	<u>609</u>	<u>1</u>	<u>155</u>	<u>-</u>
<u>July (1956) - Total</u>	<u>13,934</u>	<u>13,547</u>	<u>387</u>	<u>4,415</u>	<u>11</u>	<u>8,205</u>	<u>344</u>	<u>484</u>	<u>18</u>	<u>321</u>	<u>11</u>	<u>122</u>	<u>3</u>
No Prior Service Enlistment	<u>12,318</u>	<u>11,941</u>	<u>377</u>	<u>3,907</u>	<u>10</u>	<u>7,418</u>	<u>338</u>	<u>348</u>	<u>17</u>	<u>182</u>	<u>9</u>	<u>86</u>	<u>3</u>
Prior Service Enlistment	<u>1,340</u>	<u>1,330</u>	<u>10</u>	<u>508</u>	<u>1</u>	<u>701</u>	<u>6</u>	<u>59</u>	<u>1</u>	<u>45</u>	<u>2</u>	<u>17</u>	<u>-</u>
Enlistment For Officer Candidate School or Aviation Cadet	<u>276</u>	<u>276</u>	<u>-</u>	<u>-</u>	<u>-</u>	<u>86</u>	<u>-</u>	<u>77</u>	<u>-</u>	<u>94</u>	<u>-</u>	<u>19</u>	<u>-</u>
<u>August - Total</u>	<u>13,696</u>	<u>13,313</u>	<u>383</u>	<u>4,971</u>	<u>14</u>	<u>7,372</u>	<u>336</u>	<u>589</u>	<u>22</u>	<u>283</u>	<u>8</u>	<u>98</u>	<u>3</u>
No Prior Service Enlistment	<u>12,095</u>	<u>11,719</u>	<u>376</u>	<u>4,375</u>	<u>14</u>	<u>6,641</u>	<u>331</u>	<u>455</u>	<u>21</u>	<u>174</u>	<u>7</u>	<u>74</u>	<u>3</u>
Prior Service Enlistment	<u>1,378</u>	<u>1,371</u>	<u>7</u>	<u>596</u>	<u>-</u>	<u>649</u>	<u>5</u>	<u>73</u>	<u>1</u>	<u>42</u>	<u>1</u>	<u>11</u>	<u>-</u>
Enlistment For Officer Candidate School or Aviation Cadet	<u>223</u>	<u>223</u>	<u>-</u>	<u>-</u>	<u>-</u>	<u>82</u>	<u>-</u>	<u>61</u>	<u>-</u>	<u>67</u>	<u>-</u>	<u>13</u>	<u>-</u>
<u>September - Total</u>	<u>14,699</u>	<u>14,328</u>	<u>371</u>	<u>5,044</u>	<u>12</u>	<u>8,007</u>	<u>330</u>	<u>699</u>	<u>20</u>	<u>441</u>	<u>7</u>	<u>137</u>	<u>2</u>
No Prior Service Enlistment	<u>13,129</u>	<u>12,771</u>	<u>358</u>	<u>4,477</u>	<u>10</u>	<u>7,298</u>	<u>320</u>	<u>603</u>	<u>20</u>	<u>309</u>	<u>7</u>	<u>84</u>	<u>1</u>
Prior Service Enlistment	<u>1,401</u>	<u>1,391</u>	<u>10</u>	<u>567</u>	<u>2</u>	<u>677</u>	<u>7</u>	<u>65</u>	<u>-</u>	<u>63</u>	<u>-</u>	<u>19</u>	<u>1</u>
Enlistment For Officer Candidate School or Aviation Cadet	<u>169</u>	<u>166</u>	<u>3</u>	<u>-</u>	<u>-</u>	<u>32</u>	<u>3</u>	<u>31</u>	<u>-</u>	<u>69</u>	<u>-</u>	<u>34</u>	<u>-</u>
<u>October - Total</u>	<u>12,399</u>	<u>12,007</u>	<u>392</u>	<u>5,167</u>	<u>26</u>	<u>5,962</u>	<u>338</u>	<u>483</u>	<u>14</u>	<u>314</u>	<u>12</u>	<u>81</u>	<u>2</u>
No Prior Service Enlistment	<u>10,864</u>	<u>10,485</u>	<u>379</u>	<u>4,597</u>	<u>26</u>	<u>5,222</u>	<u>327</u>	<u>387</u>	<u>14</u>	<u>275</u>	<u>10</u>	<u>64</u>	<u>2</u>
Prior Service Enlistment	<u>1,462</u>	<u>1,449</u>	<u>13</u>	<u>570</u>	<u>-</u>	<u>724</u>	<u>11</u>	<u>76</u>	<u>-</u>	<u>67</u>	<u>2</u>	<u>12</u>	<u>-</u>
Enlistment For Officer Candidate School or Aviation Cadet	<u>73</u>	<u>73</u>	<u>-</u>	<u>-</u>	<u>-</u>	<u>16</u>	<u>-</u>	<u>20</u>	<u>-</u>	<u>32</u>	<u>-</u>	<u>5</u>	<u>-</u>
<u>November - Total</u>	<u>9,493</u>	<u>9,187</u>	<u>306</u>	<u>4,380</u>	<u>27</u>	<u>4,031</u>	<u>249</u>	<u>390</u>	<u>15</u>	<u>303</u>	<u>11</u>	<u>83</u>	<u>4</u>
No Prior Service Enlistment	<u>8,087</u>	<u>7,789</u>	<u>298</u>	<u>3,872</u>	<u>24</u>	<u>3,401</u>	<u>245</u>	<u>286</u>	<u>15</u>	<u>183</u>	<u>10</u>	<u>47</u>	<u>4</u>
Prior Service Enlistment	<u>1,250</u>	<u>1,242</u>	<u>8</u>	<u>508</u>	<u>3</u>	<u>597</u>	<u>4</u>	<u>68</u>	<u>-</u>	<u>60</u>	<u>1</u>	<u>9</u>	<u>-</u>
Enlistment For Officer Candidate School or Aviation Cadet	<u>156</u>	<u>156</u>	<u>-</u>	<u>-</u>	<u>-</u>	<u>33</u>	<u>-</u>	<u>36</u>	<u>-</u>	<u>60</u>	<u>-</u>	<u>27</u>	<u>-</u>
<u>December - Total</u>	<u>7,406</u>	<u>7,297</u>	<u>109</u>	<u>3,581</u>	<u>10</u>	<u>3,121</u>	<u>93</u>	<u>301</u>	<u>3</u>	<u>241</u>	<u>1</u>	<u>53</u>	<u>2</u>
No Prior Service Enlistment	<u>6,269</u>	<u>6,163</u>	<u>106</u>	<u>3,148</u>	<u>10</u>	<u>2,595</u>	<u>90</u>	<u>224</u>	<u>3</u>	<u>159</u>	<u>1</u>	<u>37</u>	<u>2</u>
Prior Service Enlistment	<u>1,054</u>	<u>1,051</u>	<u>3</u>	<u>433</u>	<u>-</u>	<u>508</u>	<u>3</u>	<u>59</u>	<u>-</u>	<u>41</u>	<u>-</u>	<u>10</u>	<u>-</u>
Enlistment For Officer Candidate School or Aviation Cadet	<u>83</u>	<u>83</u>	<u>-</u>	<u>-</u>	<u>-</u>	<u>18</u>	<u>-</u>	<u>18</u>	<u>-</u>	<u>41</u>	<u>-</u>	<u>6</u>	<u>-</u>
<u>January (1957) - Total</u>	<u>12,770</u>	<u>12,658</u>	<u>112</u>	<u>5,938</u>	<u>5</u>	<u>5,644</u>	<u>94</u>	<u>555</u>	<u>7</u>	<u>426</u>	<u>3</u>	<u>95</u>	<u>3</u>
No Prior Service Enlistment	<u>10,854</u>	<u>10,756</u>	<u>98</u>	<u>5,198</u>	<u>4</u>	<u>4,804</u>	<u>83</u>	<u>428</u>	<u>7</u>	<u>265</u>	<u>2</u>	<u>61</u>	<u>2</u>
Prior Service Enlistment	<u>1,745</u>	<u>1,734</u>	<u>11</u>	<u>740</u>	<u>1</u>	<u>815</u>	<u>8</u>	<u>97</u>	<u>-</u>	<u>67</u>	<u>1</u>	<u>15</u>	<u>1</u>
Enlistment For Officer Candidate School or Aviation Cadet	<u>171</u>	<u>168</u>	<u>3</u>	<u>-</u>	<u>-</u>	<u>25</u>	<u>3</u>	<u>30</u>	<u>-</u>	<u>94</u>	<u>-</u>	<u>19</u>	<u>-</u>

TABLE 173 - ENLISTMENTS BY EDUCATIONAL LEVEL - FY 1957 (CONTINUED)

TYPE AND MONTH OF ENLISTMENT	EDUCATIONAL LEVEL												
	Total			Non-High School or Non-Graduate		High School Graduate		Less Than 2 Years College		More Than 2 Years College No Degree		One or More Degrees	
	Total	Male	Female	Male	Female	Male	Female	Male	Female	Male	Female	Male	Female
<u>February - Total</u>	8,934	8,804	130	3,814	4	4,090	107	540	15	313	3	47	1
No Prior Service Enlistment	7,264	7,142	122	3,155	3	3,269	101	452	14	229	3	37	1
Prior Service Enlistment	1,594	1,586	8	659	1	807	6	68	1	46	-	6	-
Enlistment For Officer Candidate School or Aviation Cadet	76	76	-	-	-	14	-	20	-	38	-	4	-
<u>March - Total</u>	8,989	8,831	158	4,229	10	3,772	134	460	12	315	2	55	-
No Prior Service Enlistment	7,315	7,170	146	3,544	9	2,997	127	359	8	231	2	39	-
Prior Service Enlistment	1,582	1,574	8	685	1	746	7	79	-	54	-	10	-
Enlistment For Officer Candidate School or Aviation Cadet	91	87	4	-	-	29	-	22	4	30	-	6	-
<u>April - Total</u>	8,748	8,583	165	4,574	15	3,261	135	389	9	301	4	58	2
No Prior Service Enlistment	7,191	7,033	158	3,972	15	2,545	128	284	9	205	4	27	2
Prior Service Enlistment	1,412	1,405	7	602	-	680	7	61	-	46	-	16	-
Enlistment For Officer Candidate School or Aviation Cadet	145	145	-	-	-	36	-	44	-	50	-	15	-
<u>May - Total</u>	8,264	8,101	163	3,645	20	3,796	124	365	9	252	7	43	3
No Prior Service Enlistment	6,865	6,706	159	3,112	20	3,116	121	276	9	171	6	31	3
Prior Service Enlistment	1,320	1,316	4	532	-	664	3	68	-	47	1	5	-
Enlistment For Officer Candidate School or Aviation Cadet	79	79	-	1	-	16	-	21	-	34	-	7	-
<u>June - Total</u>	8,965	8,791	174	2,126	11	6,067	159	299	3	207	1	92	-
No Prior Service Enlistment	7,673	7,507	166	1,633	11	5,395	154	236	1	166	-	77	-
Prior Service Enlistment	1,288	1,283	5	493	-	672	4	62	1	41	-	15	-
Enlistment For Officer Candidate School or Aviation Cadet	4	1	3	-	-	-	1	1	1	-	1	-	-

Source: Personnel Statistics Division, Directorate of Statistical Services, DCS/Comptroller.

TABLE 174 - NON-PRIOR SERVICE ENLISTMENTS BY ARMED FORCES QUALIFICATION TEST (AFQT)
MENTAL GROUP - FY 1957

MONTH AND YEAR	TOTAL		PERSONNEL BY MENTAL GROUP							
			Group 1 (93 Through 100)		Group 2 (65 Through 92)		Group 3 (31 Through 64)		Group 4 (10 Through 30)	
	Number	Per Cent	Number	Per Cent	Number	Per Cent	Number	Per Cent	Number	Per Cent
<u>FY 1957 - TOTAL</u>	<u>109,925</u>	<u>100.0</u>	<u>8,996</u>	<u>8.2</u>	<u>30,023</u>	<u>27.3</u>	<u>54,663</u>	<u>49.7</u>	<u>16,243</u>	<u>14.8</u>
MALE - TOTAL	<u>107,182</u>	<u>100.0</u>	<u>8,964</u>	<u>8.4</u>	<u>29,263</u>	<u>27.3</u>	<u>52,717</u>	<u>49.2</u>	<u>16,238</u>	<u>15.1</u>
FEMALE - TOTAL	<u>2,743</u>	<u>100.0</u>	<u>32</u>	<u>1.2</u>	<u>760</u>	<u>27.7</u>	<u>1,946</u>	<u>70.9</u>	<u>5</u>	<u>.2</u>
<u>July (1956) - Total</u>	<u>12,318</u>	<u>100.0</u>	<u>850</u>	<u>6.9</u>	<u>3,790</u>	<u>30.8</u>	<u>5,799</u>	<u>47.1</u>	<u>1,879</u>	<u>15.2</u>
Male	<u>11,941</u>	<u>100.0</u>	<u>846</u>	<u>7.1</u>	<u>3,700</u>	<u>31.0</u>	<u>5,519</u>	<u>46.2</u>	<u>1,876</u>	<u>15.7</u>
Female	<u>377</u>	<u>100.0</u>	<u>4</u>	<u>1.1</u>	<u>90</u>	<u>23.9</u>	<u>280</u>	<u>74.3</u>	<u>3</u>	<u>.7</u>
<u>August - Total</u>	<u>12,095</u>	<u>100.0</u>	<u>890</u>	<u>7.4</u>	<u>3,319</u>	<u>27.4</u>	<u>6,009</u>	<u>49.7</u>	<u>1,877</u>	<u>15.5</u>
Male	<u>11,719</u>	<u>100.0</u>	<u>890</u>	<u>7.6</u>	<u>3,233</u>	<u>27.6</u>	<u>5,720</u>	<u>48.8</u>	<u>1,876</u>	<u>16.0</u>
Female	<u>376</u>	<u>100.0</u>	<u>-</u>	<u>-</u>	<u>86</u>	<u>23.0</u>	<u>289</u>	<u>77.0</u>	<u>1</u>	<u>-</u>
<u>September - Total</u>	<u>13,129</u>	<u>100.0</u>	<u>1,088</u>	<u>8.3</u>	<u>3,642</u>	<u>27.8</u>	<u>6,451</u>	<u>49.1</u>	<u>1,948</u>	<u>14.8</u>
Male	<u>12,771</u>	<u>100.0</u>	<u>1,086</u>	<u>8.5</u>	<u>3,553</u>	<u>27.8</u>	<u>6,184</u>	<u>48.4</u>	<u>1,948</u>	<u>15.3</u>
Female	<u>358</u>	<u>100.0</u>	<u>2</u>	<u>.6</u>	<u>89</u>	<u>24.9</u>	<u>267</u>	<u>74.5</u>	<u>-</u>	<u>-</u>
<u>October - Total</u>	<u>10,864</u>	<u>100.0</u>	<u>782</u>	<u>7.2</u>	<u>2,717</u>	<u>25.0</u>	<u>5,017</u>	<u>46.2</u>	<u>2,348</u>	<u>21.6</u>
Male	<u>10,485</u>	<u>100.0</u>	<u>782</u>	<u>7.5</u>	<u>2,616</u>	<u>24.9</u>	<u>4,739</u>	<u>45.2</u>	<u>2,348</u>	<u>22.4</u>
Female	<u>379</u>	<u>100.0</u>	<u>-</u>	<u>-</u>	<u>101</u>	<u>26.6</u>	<u>278</u>	<u>73.4</u>	<u>-</u>	<u>-</u>
<u>November - Total</u>	<u>8,087</u>	<u>100.0</u>	<u>618</u>	<u>7.6</u>	<u>2,045</u>	<u>25.3</u>	<u>3,905</u>	<u>48.3</u>	<u>1,519</u>	<u>18.8</u>
Male	<u>7,789</u>	<u>100.0</u>	<u>615</u>	<u>7.9</u>	<u>1,981</u>	<u>25.4</u>	<u>3,674</u>	<u>47.2</u>	<u>1,519</u>	<u>19.5</u>
Female	<u>298</u>	<u>100.0</u>	<u>3</u>	<u>1.0</u>	<u>64</u>	<u>21.5</u>	<u>231</u>	<u>77.5</u>	<u>-</u>	<u>-</u>
<u>December - Total</u>	<u>6,269</u>	<u>100.0</u>	<u>513</u>	<u>8.2</u>	<u>1,553</u>	<u>24.8</u>	<u>3,166</u>	<u>50.5</u>	<u>1,037</u>	<u>16.5</u>
Male	<u>6,163</u>	<u>100.0</u>	<u>512</u>	<u>8.3</u>	<u>1,530</u>	<u>24.8</u>	<u>3,084</u>	<u>50.1</u>	<u>1,037</u>	<u>16.8</u>
Female	<u>106</u>	<u>100.0</u>	<u>1</u>	<u>.9</u>	<u>23</u>	<u>21.7</u>	<u>82</u>	<u>77.4</u>	<u>-</u>	<u>-</u>
<u>January (1957) - Total</u>	<u>10,854</u>	<u>100.0</u>	<u>905</u>	<u>8.3</u>	<u>2,966</u>	<u>27.3</u>	<u>5,774</u>	<u>53.3</u>	<u>1,209</u>	<u>11.1</u>
Male	<u>10,756</u>	<u>100.0</u>	<u>903</u>	<u>8.4</u>	<u>2,941</u>	<u>27.3</u>	<u>5,703</u>	<u>53.0</u>	<u>1,209</u>	<u>11.3</u>
Female	<u>98</u>	<u>100.0</u>	<u>2</u>	<u>2.0</u>	<u>25</u>	<u>25.5</u>	<u>71</u>	<u>72.5</u>	<u>-</u>	<u>-</u>
<u>February - Total</u>	<u>7,264</u>	<u>100.0</u>	<u>686</u>	<u>9.4</u>	<u>2,036</u>	<u>28.1</u>	<u>3,835</u>	<u>52.8</u>	<u>707</u>	<u>9.7</u>
Male	<u>7,142</u>	<u>100.0</u>	<u>684</u>	<u>9.6</u>	<u>1,995</u>	<u>27.9</u>	<u>3,756</u>	<u>52.6</u>	<u>707</u>	<u>9.9</u>
Female	<u>122</u>	<u>100.0</u>	<u>2</u>	<u>1.6</u>	<u>41</u>	<u>33.6</u>	<u>79</u>	<u>64.8</u>	<u>-</u>	<u>-</u>
<u>March - Total</u>	<u>7,316</u>	<u>100.0</u>	<u>700</u>	<u>9.5</u>	<u>1,938</u>	<u>26.5</u>	<u>3,764</u>	<u>51.5</u>	<u>914</u>	<u>12.5</u>
Male	<u>7,170</u>	<u>100.0</u>	<u>698</u>	<u>9.7</u>	<u>1,902</u>	<u>26.5</u>	<u>3,656</u>	<u>51.0</u>	<u>914</u>	<u>12.8</u>
Female	<u>146</u>	<u>100.0</u>	<u>2</u>	<u>1.4</u>	<u>36</u>	<u>24.6</u>	<u>108</u>	<u>74.0</u>	<u>-</u>	<u>-</u>
<u>April - Total</u>	<u>7,191</u>	<u>100.0</u>	<u>621</u>	<u>8.6</u>	<u>1,688</u>	<u>23.5</u>	<u>3,348</u>	<u>46.6</u>	<u>1,534</u>	<u>21.3</u>
Male	<u>7,033</u>	<u>100.0</u>	<u>620</u>	<u>8.8</u>	<u>1,651</u>	<u>23.5</u>	<u>3,228</u>	<u>45.9</u>	<u>1,534</u>	<u>21.8</u>
Female	<u>158</u>	<u>100.0</u>	<u>1</u>	<u>.6</u>	<u>37</u>	<u>23.4</u>	<u>120</u>	<u>76.0</u>	<u>-</u>	<u>-</u>
<u>May - Total</u>	<u>6,865</u>	<u>100.0</u>	<u>578</u>	<u>8.4</u>	<u>1,813</u>	<u>26.4</u>	<u>3,472</u>	<u>50.6</u>	<u>1,002</u>	<u>14.6</u>
Male	<u>6,706</u>	<u>100.0</u>	<u>569</u>	<u>8.5</u>	<u>1,740</u>	<u>26.0</u>	<u>3,395</u>	<u>50.6</u>	<u>1,002</u>	<u>14.9</u>
Female	<u>159</u>	<u>100.0</u>	<u>9</u>	<u>5.7</u>	<u>73</u>	<u>45.9</u>	<u>77</u>	<u>48.4</u>	<u>-</u>	<u>-</u>
<u>June - Total</u>	<u>7,673</u>	<u>100.0</u>	<u>765</u>	<u>10.0</u>	<u>2,516</u>	<u>32.8</u>	<u>4,123</u>	<u>53.7</u>	<u>269</u>	<u>3.5</u>
Male	<u>7,507</u>	<u>100.0</u>	<u>759</u>	<u>10.1</u>	<u>2,421</u>	<u>32.2</u>	<u>4,059</u>	<u>54.1</u>	<u>268</u>	<u>3.6</u>
Female	<u>166</u>	<u>100.0</u>	<u>6</u>	<u>3.6</u>	<u>95</u>	<u>57.2</u>	<u>64</u>	<u>38.6</u>	<u>1</u>	<u>.6</u>

Source: Personnel Statistics Division, Directorate of Statistical Services, DCS/Comptroller.

TABLE 175 - SUMMARY - AUTHORIZED AND ASSIGNED USAF OFFICERS BY OCCUPATIONAL FIELD BASED ON DUTY SPECIALTY - FY 1954 THROUGH FY 1957

OCCUPATIONAL FIELD	TOTAL ASSIGNED	PERMANENT PARTY		PIPELINE	
		Authorized	Assigned	Students	Transients and Patients
FISCAL YEAR SUMMARIES					
FY 1954					
31 DECEMBER (1953) - TOTAL	121,454	118,611	105,104	11,545	4,805
30 JUNE (1954) - TOTAL	127,765	116,310	108,468	13,891	5,406
FY 1955					
31 DECEMBER (1954) - TOTAL	129,639	119,146	113,653	13,892	2,094
30 JUNE (1955) - TOTAL	132,484	122,701	114,463	15,455	2,566
FY 1956					
31 DECEMBER (1955) - TOTAL	138,894	126,806	120,637	16,445	1,812
30 JUNE (1956) - TOTAL	138,204	127,524	118,856	17,477	1,871
FY 1957					
31 DECEMBER 1956 - TOTAL	137,343	128,402	119,776	16,422	1,145
Commander and Director	4,864	4,464	4,549	298	17
Combat and Operations	60,867	51,727	49,344	11,071	452
Intelligence and Psychological Warfare	3,426	3,486	3,140	255	31
Photography and Cartography	392	935	376	14	2
Weather	1,936	2,199	1,733	183	20
Communications-Electronics	6,226	6,709	5,382	798	46
Armament	2,837	2,624	2,459	359	19
Maintenance Engineering	5,948	5,758	5,399	514	35
Installations Engineering	1,989	1,740	1,830	138	21
Transportation	1,335	1,384	1,257	65	13
Supply	6,075	6,880	5,877	149	49
Production Procurement	1,571	1,496	1,500	63	8
Comptroller	2,968	2,958	2,823	122	23
Administrative Services	5,351	5,413	5,203	114	34
Information Services	815	716	799	12	4
Personnel	5,908	6,431	5,708	157	43
Education and Training	3,169	3,383	3,067	87	15
Air Police	1,031	1,214	993	28	10
Legal	1,202	1,314	1,185	6	11
Chaplain	1,189	1,169	1,143	20	26
Special Investigations	1,097	1,250	1,081	13	3
Research and Development	4,095	3,963	3,898	195	2
Medical	10,909	10,570	9,705	1,047	157
Unclassified	1,565	-	749	714	102
General Officers	578	619	576	-	2
30 JUNE 1957 - TOTAL	a/ 135,859	124,587	118,709	15,333	1,817
Commander and Director	4,849	4,386	4,642	189	18
Combat and Operations	61,196	50,516	50,229	10,551	416
Intelligence and Psychological Warfare	3,256	3,397	3,046	167	43
Photography and Cartography	369	414	354	11	4
Weather	1,837	1,879	1,637	173	27
Communications-Electronics	6,293	6,463	5,364	873	56
Armament	2,816	2,681	2,485	310	21
Maintenance Engineering	5,624	5,452	5,171	406	47
Installations Engineering	1,951	1,834	1,842	89	20
Transportation	1,337	1,365	1,269	42	26
Supply	5,875	6,609	5,700	89	86
Production Procurement	1,512	1,533	1,433	66	13
Comptroller	2,813	2,911	2,678	114	21
Administrative Services	4,992	5,229	4,817	123	52
Information Services	673	701	660	10	3
Personnel	5,645	6,093	5,445	157	43
Education and Training	3,200	3,196	3,088	97	15
Air Police	1,026	1,202	993	24	9
Legal	1,264	1,286	1,246	9	9
Chaplain	1,155	1,135	1,132	9	14
Special Investigation and Law Enforcement	1,080	1,227	1,061	15	4
Research and Development	3,873	3,836	3,683	179	11
Medical	10,545	10,624	9,447	942	156
Unclassified	2,088	-	698	688	702
General Officers	590	618	589	-	1

a/ Students (Pipeline) excludes 1,553 Training Command Supplement.

Source: Personnel Statistics Division, Directorate of Statistical Services, DCS/Comptroller.

TABLE 176 - SUMMARY - AUTHORIZED AND ASSIGNED AIRMEN BY PRIMARY AIR FORCE SPECIALTY CODE (AFSC) WITHIN CAREER FIELD - 31 DEC 1953 THROUGH 30 JUN 1957

CAREER FIELD	TOTAL ASSIGNED	PERMANENT PARTY		PIPELINE	
		Authorized	Assigned	Students	Transients and Patients
FISCAL YEAR SUMMARIES					
FY 1954					
31 DECEMBER (1953) - TOTAL	773,943	677,127	669,326	66,259	38,358
30 JUNE (1954) - TOTAL	793,659	673,216	671,326	89,751	32,582
FY 1955					
31 DECEMBER (1954) - TOTAL	789,263	686,775	676,508	91,281	21,474
30 JUNE (1955) - TOTAL	794,484	703,839	677,159	95,102	22,223
FY 1956					
31 DECEMBER (1955) - TOTAL	770,714	700,452	666,726	85,674	18,314
30 JUNE (1956) - TOTAL	763,622	710,708	678,433	67,996	17,193
FY 1957					
<u>31 DECEMBER 1956 - TOTAL</u>	<u>772,777</u>	<u>712,792</u>	<u>688,233</u>	<u>73,473</u>	<u>11,071</u>
<u>Highly Technical - Total</u>	<u>137,328</u>	<u>121,617</u>	<u>116,318</u>	<u>19,244</u>	<u>1,766</u>
Intelligence	9,500	8,375	7,850	1,214	436
Weather	7,584	6,328	6,218	1,247	119
Air Traffic Control and Warning	32,914	32,533	30,405	2,098	411
Radio-Radar Systems	53,032	47,498	43,639	8,854	539
Guided Missiles	1,927	1,620	1,453	469	5
Armament Systems Maintenance	23,532	18,229	18,886	4,495	151
Atomic Weapons	2,001	1,481	1,721	255	25
Training Devices Maintenance	3,110	2,545	2,932	146	32
Intricate Equipment	3,600	2,841	3,087	466	47
Rocket Propulsion	128	167	127	-	1
<u>Technical - Total</u>	<u>369,548</u>	<u>344,348</u>	<u>341,371</u>	<u>23,774</u>	<u>4,403</u>
Communications Operations	46,575	39,487	40,830	4,929	816
Wire Maintenance	12,680	10,968	10,802	1,571	307
Aircraft Accessories Maintenance	26,576	23,291	23,730	2,592	254
Aircraft and Engine Maintenance	128,906	123,326	118,394	9,485	1,027
Munitions and Weapons Maintenance	18,280	16,951	16,148	1,892	240
Metal Working	11,964	10,995	11,270	528	166
Air Crew Protection	3,218	3,422	3,093	61	64
Production Control	920	1,840	899	-	21
Procurement	491	789	485	-	6
Finance, Accounting and Auditing	7,540	6,880	7,078	362	100
Statistical and Machine Accounting	6,193	6,291	5,856	264	73
Administrative	49,769	48,339	48,157	827	785
Personnel	26,008	23,924	24,919	852	237
Education and Training	4,361	3,736	4,337	7	17
Special Investigations	1,078	1,016	1,068	8	2
Medical	21,603	19,936	21,050	309	244
Dental	3,386	3,157	3,255	87	44
<u>Semi-Technical - Total</u>	<u>132,295</u>	<u>121,910</u>	<u>124,538</u>	<u>5,505</u>	<u>2,252</u>
Photomapping	5,047	4,519	4,709	220	118
Photographic	5,368	4,537	5,075	229	64
Vehicle Maintenance	22,070	19,314	20,006	1,701	363
Construction	10,866	11,013	10,642	13	211
Utilities	11,162	10,303	10,131	842	189
Supply	69,837	64,082	66,189	2,437	1,211
Printing	1,231	1,184	1,200	9	22
Information	1,742	1,841	1,716	2	24
Special Services	2,997	2,780	2,959	-	38
Band	1,975	2,337	1,911	52	12
<u>Non-Technical - Total</u>	<u>106,104</u>	<u>105,623</u>	<u>102,710</u>	<u>1,946</u>	<u>1,448</u>
Firefighting	11,517	12,703	11,184	73	260
Fabric, Leather and Rubber	4,297	3,925	3,941	285	71
Marine	1,125	282	1,063	31	31
Transportation	23,715	25,920	22,958	432	325
Food Service	27,061	22,023	26,349	373	339
Air Police	38,389	40,770	37,215	752	422

TABLE 176 - SUMMARY - AUTHORIZED AND ASSIGNED AIRMEN BY PRIMARY AIR FORCE SPECIALTY CODE (AFSC) WITHIN CAREER FIELD - 31 DEC 1953 THROUGH 30 JUN 1957 (CONTINUED)

CAREER FIELD	TOTAL ASSIGNED	PERMANENT PARTY		PIPELINE	
		Authorized	Assigned	Students	Transients and Patients
FY 1957 - (CONTINUED)					
<u>Basic Airman - Total</u>	<u>14,532</u>	-	<u>219</u>	<u>14,313</u>	-
<u>Reporting Codes - Total</u>	<u>12,970</u>	<u>19,294</u>	<u>3,077</u>	<u>8,691</u>	<u>1,202</u>
<u>30 JUNE 1957 - TOTAL</u>	<u>a/777,215</u>	<u>727,797</u>	<u>709,757</u>	<u>53,929</u>	<u>13,529</u>
<u>Highly Technical - Total</u>	<u>136,586</u>	<u>121,744</u>	<u>121,658</u>	<u>12,596</u>	<u>2,332</u>
Intelligence	10,243	8,354	8,244	1,277	722
Weather	7,127	5,995	6,645	382	100
Air Traffic Control and Warning	33,319	32,556	31,525	1,290	504
Radio-Radar Systems	53,336	48,332	45,952	6,607	777
Guided Missiles	1,909	1,746	1,734	169	6
Armament Systems Maintenance	22,693	18,190	20,093	2,475	125
Atomic Weapons	1,814	1,238	1,683	113	18
Training Devices Maintenance	2,552	2,604	2,477	43	32
Intricate Equipment	3,593	2,729	3,305	240	48
Rocket Propulsion	-	-	-	-	-
<u>Technical - Total</u>	<u>373,935</u>	<u>345,155</u>	<u>351,010</u>	<u>17,802</u>	<u>5,123</u>
Communications Operations	46,330	38,642	42,163	3,173	994
Wire Maintenance	12,512	11,122	11,555	670	287
Aircraft Accessories Maintenance	27,798	23,669	25,503	2,029	266
Aircraft and Engine Maintenance	128,581	124,518	119,876	7,576	1,129
Munitions and Weapons Maintenance	19,173	17,593	17,907	984	282
Metal Working	12,435	10,796	11,887	389	159
Air Crew Protection	3,206	3,456	3,093	46	67
Production Control	1,119	2,078	1,087	4	28
Procurement	559	850	547	-	12
Finance, Accounting and Auditing	7,673	6,856	7,339	179	155
Statistical and Machine Accounting	6,652	6,633	6,359	175	118
Administrative	51,178	47,125	49,782	433	963
Personnel	26,004	23,754	24,633	1,115	256
Education and Training	4,490	3,739	4,398	54	38
Special Investigations	1,034	991	1,015	19	-
Medical	21,911	20,115	20,648	956	307
Dental	3,280	3,218	3,218	-	62
<u>Semi-Technical - Total</u>	<u>133,127</u>	<u>122,577</u>	<u>127,925</u>	<u>2,871</u>	<u>2,331</u>
Photomapping	5,133	4,543	5,035	55	43
Photographic	5,080	4,423	5,009	37	34
Vehicle Maintenance	22,106	19,718	21,118	594	394
Construction	11,195	10,876	10,900	46	249
Utilities	11,539	10,905	10,775	517	247
Supply	69,884	64,161	67,119	1,522	1,243
Printing	1,369	1,213	1,331	18	20
Information	1,683	1,697	1,654	3	26
Special Services	3,188	2,748	3,140	6	42
Band	1,950	2,293	1,844	73	33
<u>Non-Technical - Total</u>	<u>108,573</u>	<u>106,019</u>	<u>104,182</u>	<u>2,158</u>	<u>2,233</u>
Firefighting	12,076	12,964	11,562	146	368
Fabric, Leather and Rubber	4,386	3,825	4,124	214	48
Marine	946	323	904	30	12
Transportation	25,117	26,089	24,092	534	491
Food Service	26,081	21,715	25,362	242	477
Air Police	39,967	41,103	38,138	992	837
<u>Basic Airman - Total</u>	<u>15,248</u>	-	<u>120</u>	<u>15,035</u>	<u>93</u>
<u>Reporting Codes - Total</u>	<u>9,746</u>	<u>32,302</u>	<u>4,862</u>	<u>3,467</u>	<u>1,417</u>

a/ Excludes 80 Reimbursable Personnel not chargeable against USAF ceiling and 83 ANG Personnel augmenting AF units.
Source: Personnel Statistics Division, Directorate of Statistical Services, DCS/Comptroller.

TABLE 177 - SUMMARY - PERMANENT PARTY AIRMEN ASSIGNED BY PRIMARY AF SPECIALTY, BY SKILL LEVEL - FY 1954 THROUGH FY 1957

OCCUPATIONAL AREA AND DATE	TOTAL		SKILL LEVEL STATUS							
			Unskilled (1)		Semi-Skilled (3)		Skilled (5)		Advanced (7)	
	Authorized	Assigned	Authorized	Assigned	Authorized	Assigned	Authorized	Assigned	Authorized	Assigned
FISCAL YEAR SUMMARIES										
FY 1954										
31 DECEMBER (1953) - TOTAL	678,000	695,200	46,400	45,100	151,900	250,100	357,200	285,300	122,500	114,700
30 JUNE (1954) - TOTAL	673,100	668,800	36,100	37,200	166,400	195,300	348,100	312,900	122,500	123,400
FY 1955										
31 DECEMBER (1954) - TOTAL	684,646	668,261	34,436	60,160	166,547	180,943	355,590	300,359	128,073	126,799
30 JUNE (1955) - TOTAL	694,026	670,751	32,433	59,564	163,648	167,391	364,322	312,400	133,623	131,396
FY 1956										
31 DECEMBER (1955) - TOTAL	691,182	661,251	28,845	52,792	160,999	164,956	362,706	305,388	138,632	138,115
30 JUNE (1956) - TOTAL	688,621	674,956	24,870	44,657	161,373	160,642	361,861	323,693	140,517	145,964
FY 1957										
31 DECEMBER 1956 - TOTAL	693,498	684,937	24,341	36,857	163,119	153,704	361,247	341,524	144,791	152,852
<u>Highly Technical - Total</u>	<u>121,617</u>	<u>116,318</u>	<u>417</u>	<u>954</u>	<u>31,477</u>	<u>32,050</u>	<u>60,609</u>	<u>63,253</u>	<u>29,114</u>	<u>20,061</u>
Intelligence	8,375	7,850	5	34	3,084	3,223	2,928	3,025	2,358	1,568
Weather	6,328	6,218	-	3	1,728	1,775	3,008	3,001	1,592	1,439
Air Traffic Control and Warning	32,533	30,405	177	741	9,464	7,857	15,678	16,204	7,214	5,603
Radio-Radar Systems	47,498	43,639	170	102	10,775	11,862	26,226	24,506	10,327	7,169
Guided Missiles	1,620	1,453	5	5	529	500	595	713	491	235
Armament Systems Maintenance	18,229	18,886	42	4	3,942	4,710	8,971	11,616	5,274	2,556
Atomic Weapons	1,481	1,721	-	1	380	570	506	871	595	279
Training Device Maintenance	2,545	2,932	1	4	871	928	899	1,303	774	697
Intricate Equipment Maintenance	2,841	3,087	17	60	594	552	1,798	2,014	432	461
Rocket Propulsion	167	127	-	-	110	73	-	-	57	54
<u>Technical - Total</u>	<u>344,348</u>	<u>341,371</u>	<u>6,646</u>	<u>10,746</u>	<u>70,755</u>	<u>76,331</u>	<u>180,530</u>	<u>165,571</u>	<u>86,417</u>	<u>88,723</u>
Communication Operations	39,487	40,830	282	525	10,776	11,733	22,694	21,861	5,735	6,711
Wire Maintenance	10,968	10,802	466	419	3,319	3,276	5,631	5,271	1,552	1,836
Aircraft Accessories Maintenance	23,291	23,730	69	43	4,330	6,744	15,895	13,979	2,997	2,964
Aircraft and Engine Maintenance	123,326	118,394	2,256	1,079	21,621	23,634	59,238	57,147	40,221	36,534
Munitions and Weapons Maintenance	16,951	16,148	739	517	4,312	4,312	8,486	8,104	3,414	3,415
Metal Working	10,995	11,270	239	1,204	2,464	2,661	6,680	5,042	1,612	2,363
Aircrew Protection	3,422	3,093	43	154	1,053	868	1,683	1,511	643	560
Production Control	1,840	899	-	-	706	257	-	-	1,134	642
Procurement	789	485	-	-	167	43	307	174	315	268
Finance, Accounting and Auditing	6,880	7,078	29	37	985	1,740	3,788	3,401	2,078	1,900
Statistical Services, Machine Accounting	6,291	5,856	27	267	832	1,791	3,758	2,356	1,674	1,442
Administrative	48,339	48,157	1,378	5,207	10,046	7,942	28,515	23,177	8,400	11,831
Personnel	23,924	24,919	92	517	2,798	3,641	11,161	9,276	9,923	11,485
Education and Training	3,736	4,337	-	1	2,042	2,761	2	24	1,692	1,551
Special Investigations	1,016	1,068	-	-	289	279	-	-	727	789
Medical	19,936	21,050	884	714	4,348	4,001	10,874	12,371	3,830	3,964
Dental	3,157	3,255	142	62	717	848	1,828	1,877	470	468

TABLE 177 - SUMMARY - PERMANENT PARTY AIRMEN ASSIGNED BY PRIMARY AF SPECIALTY, BY SKILL LEVEL - FY 1954 THROUGH FY 1957 (CONTINUED)

OCCUPATIONAL AREA AND DATE	TOTAL		SKILL LEVEL STATUS							
			Unskilled (1)		Semi-Skilled (3)		Skilled (5)		Advanced (7)	
	Authorized	Assigned	Authorized	Assigned	Authorized	Assigned	Authorized	Assigned	Authorized	Assigned
FY 1957 - (CONTINUED)										
<u>SEMI-TECHNICAL - Total</u>	<u>121,910</u>	<u>124,538</u>	<u>8,651</u>	<u>12,965</u>	<u>28,201</u>	<u>27,519</u>	<u>64,745</u>	<u>55,941</u>	<u>20,313</u>	<u>28,113</u>
Photomapping	4,519	4,709	27	173	725	1,549	3,165	2,366	602	621
Photographic	4,537	5,075	188	163	1,231	913	2,302	2,565	816	1,434
Motor Equipment Maintenance	19,314	20,006	494	1,984	4,923	5,408	11,606	9,024	2,291	3,590
Construction	11,013	10,642	2,377	2,447	3,428	1,626	4,212	4,645	996	1,924
Utilities	10,303	10,131	1,677	1,653	2,120	2,561	5,504	4,405	1,002	1,512
Supply	64,082	66,189	3,592	5,565	14,000	13,529	33,583	30,067	12,907	17,028
Printing	1,184	1,200	35	79	262	306	684	533	203	282
Information	1,841	1,716	2	125	69	309	1,110	602	660	680
Special Services	2,780	2,959	259	776	574	661	1,507	845	440	677
Band	2,337	1,911	-	-	869	657	1,072	889	396	365
<u>NON-TECHNICAL - Total</u>	<u>105,623</u>	<u>102,710</u>	<u>8,627</u>	<u>12,192</u>	<u>32,686</u>	<u>17,804</u>	<u>55,363</u>	<u>56,759</u>	<u>8,947</u>	<u>15,955</u>
Firefighting	12,703	11,184	1,831	2,026	3,839	1,815	6,312	5,979	721	1,364
Fabric, Leather and Rubber	3,925	3,941	19	182	942	1,018	2,568	2,026	396	715
Marine	282	1,063	2	11	53	52	144	553	83	447
Transportation	25,920	22,958	2,300	2,695	9,392	3,555	12,144	13,315	2,084	3,393
Food Service	22,023	26,349	2,031	3,338	4,319	3,631	12,864	13,829	2,809	5,551
Air Police	40,770	37,215	2,444	3,940	14,141	7,733	21,331	21,057	2,854	4,485
<u>30 JUNE 1957 - TOTAL</u>	<u>695,495</u>	<u>704,775</u>	<u>22,348</u>	<u>36,353</u>	<u>165,148</u>	<u>142,792</u>	<u>362,173</u>	<u>370,978</u>	<u>145,826</u>	<u>154,652</u>
<u>HIGHLY TECHNICAL - Total</u>	<u>121,744</u>	<u>121,658</u>	<u>315</u>	<u>524</u>	<u>32,885</u>	<u>31,972</u>	<u>60,285</u>	<u>68,302</u>	<u>28,259</u>	<u>20,860</u>
Intelligence	8,354	8,244	5	22	3,195	3,040	2,798	3,514	2,356	1,668
Weather	5,995	6,645	-	1	1,939	1,897	2,554	3,282	1,502	1,465
Air Traffic Control and Warning	32,556	31,525	119	413	9,815	7,580	15,644	17,849	6,978	5,683
Radio-Radar Systems	48,332	45,952	148	53	11,636	12,290	26,656	26,124	9,892	7,485
Guided Missiles	1,746	1,734	6	-	524	582	696	883	520	269
Armament Systems Maintenance	18,190	20,093	29	7	4,070	4,935	8,780	12,316	5,311	2,835
Atomic Weapons	1,238	1,683	-	1	310	422	495	987	433	273
Training Device Maintenance	2,604	2,477	2	3	896	582	900	1,198	806	694
Intricate Equipment Maintenance	2,729	3,305	6	24	500	644	1,762	2,149	461	488
Rocket Propulsion	-	-	-	-	-	-	-	-	-	-
<u>TECHNICAL - Total</u>	<u>345,155</u>	<u>351,010</u>	<u>6,172</u>	<u>11,374</u>	<u>69,921</u>	<u>69,148</u>	<u>181,210</u>	<u>179,663</u>	<u>87,852</u>	<u>90,825</u>
Communication Operations	38,642	42,163	258	296	11,574	10,446	21,480	24,661	5,330	6,760
Wire Maintenance	11,122	11,555	406	572	3,427	3,156	5,668	5,938	1,621	1,889
Aircraft Accessories Maintenance	23,669	25,503	71	29	4,322	6,323	15,995	15,873	3,281	3,278
Aircraft and Engine Maintenance	124,518	119,876	2,262	855	21,775	23,561	59,669	57,196	40,812	38,264
Munitions and Weapons Maintenance	17,593	17,907	664	636	4,359	4,098	8,948	9,508	3,622	3,665
Metal Working	10,796	11,887	239	1,262	2,405	2,472	6,556	5,817	1,596	2,336
Aircrew Protection	3,456	3,093	69	113	1,017	740	1,683	1,612	687	628
Production Control	2,078	1,087	-	-	811	377	-	-	1,267	710
Procurement	850	547	-	-	196	48	313	214	341	285
Finance, Accounting and Auditing	6,856	7,339	34	83	976	1,442	3,832	3,894	2,014	1,920

~~CONFIDENTIAL~~

TABLE 177 - SUMMARY - PERMENENT PARTY AIRMEN ASSIGNED BY PRIMARY AF SPECIALTY, BY SKILL LEVEL - FY 1954 THROUGH FY 1957 (CONTINUED)

338

OCCUPATIONAL AREA AND DATE	TOTAL		SKILL LEVEL STATUS							
			Unskilled (1)		Semi-Skilled (3)		Skilled (5)		Advanced (7)	
	Authorized	Assigned	Authorized	Assigned	Authorized	Assigned	Authorized	Assigned	Authorized	Assigned
FY 1957 - (CONTINUED)										
<u>Technical (Continued)</u>										
Statistical Services, Machine Accounting	6,633	6,359	25	222	862	1,690	3,806	2,881	1,940	1,566
Administrative	47,125	49,782	1,109	6,363	9,997	7,502	27,550	24,636	8,469	11,281
Personnel	23,754	24,633	97	266	2,752	3,430	10,896	9,864	10,009	11,073
Education and Training	3,739	4,398	-	9	34	709	2,075	1,902	1,630	1,778
Special Investigations	991	1,015	-	-	283	250	-	-	708	765
Medical	20,115	20,648	832	620	4,392	2,502	10,866	13,405	4,025	4,121
Dental	3,218	3,218	106	48	739	402	1,873	2,262	500	506
<u>Semi-Technical - Total</u>	<u>122,577</u>	<u>127,925</u>	<u>7,673</u>	<u>12,811</u>	<u>28,762</u>	<u>25,802</u>	<u>65,477</u>	<u>61,841</u>	<u>20,665</u>	<u>27,471</u>
Photomapping	4,543	5,035	25	145	745	1,501	3,149	2,741	624	648
Photographic	4,423	5,009	157	106	1,233	792	2,209	2,751	824	1,360
Motor Equipment Maintenance	19,718	21,118	503	1,737	5,048	5,312	11,817	10,608	2,350	3,461
Construction	10,876	10,900	2,233	2,782	3,443	1,332	4,203	4,998	997	1,828
Utilities	10,905	10,775	1,265	1,521	2,411	2,847	6,053	4,897	1,176	1,510
Supply	64,161	67,119	3,210	5,450	14,083	11,970	33,853	32,909	13,015	16,790
Printing	1,213	1,331	30	117	266	284	717	644	200	286
Information	1,697	1,654	4	223	93	268	969	592	631	571
Special Services	2,748	3,140	246	730	594	736	1,465	1,034	443	640
Band	2,293	1,844	-	-	846	760	1,042	707	405	377
<u>Non-Technical - Total</u>	<u>106,019</u>	<u>104,182</u>	<u>8,188</u>	<u>11,644</u>	<u>33,580</u>	<u>15,870</u>	<u>55,201</u>	<u>61,172</u>	<u>9,050</u>	<u>15,496</u>
Firefighting	12,964	11,562	1,766	2,004	4,080	1,939	6,362	6,298	756	1,321
Fabric, Leather and Rubber	3,825	4,124	19	191	918	834	2,486	2,415	402	684
Marine	323	904	10	8	63	31	155	449	95	416
Transportation	26,089	24,092	1,908	3,165	9,444	3,844	12,572	13,700	2,165	3,383
Food Service	21,715	25,362	2,049	2,752	4,446	2,448	12,455	14,823	2,765	5,339
Air Police	41,103	38,138	2,436	3,524	14,629	6,774	21,171	23,487	2,867	4,353

Source: Personnel Statistics Division, Directorate of Statistical Services, DCS/Comptroller.

~~CONFIDENTIAL~~

TABLE 178 - SUMMARY - AGE DISTRIBUTION OF USAF OFFICERS BY GRADE IN WHICH SERVING, BY AGE -
30 NOV 1952 THROUGH 30 JUN 1957

(Age grouping has not been consistent throughout period covered. Extreme and Unknown ages were prorated in the table below.)

AGE OR AGE GROUP	TOTAL	GENERAL	COLONEL	LIEUTENANT COLONEL	MAJOR	CAPTAIN	FIRST LIEUTENANT	SECOND LIEUTENANT	WARRANT OFFICER
FISCAL YEAR SUMMARIES									
30 NOVEMBER 1952									
TOTAL . . .	<u>130,158</u>	<u>366</u>	<u>3,957</u>	<u>8,143</u>	<u>19,837</u>	<u>37,688</u>	<u>30,804</u>	<u>25,421</u>	<u>3,942</u>
Years									
20 through 24 . .	20,570	-	-	-	-	76	2,832	17,656	6
25 through 29 . .	29,546	-	-	15	650	7,868	14,499	6,367	147
30 through 34 . .	47,218	-	354	2,479	9,702	20,764	11,188	1,263	1,468
35 through 39 . .	20,969	9	1,416	2,917	6,072	6,974	2,089	133	1,359
40 through 44 . .	6,738	75	1,043	1,386	1,953	1,493	164	2	622
45 through 49 . .	3,534	150	722	848	1,087	443	32	-	252
50 through 54 . .	1,130	82	271	347	282	70	-	-	78
55 through 59 . .	432	40	145	147	91	-	-	-	9
60 and Older . .	21	10	6	4	-	-	-	-	1
31 MAY 1953									
TOTAL . . .	<u>128,267</u>	<u>363</u>	<u>4,168</u>	<u>8,162</u>	<u>20,791</u>	<u>37,156</u>	<u>31,300</u>	<u>22,522</u>	<u>3,805</u>
Years									
20 through 24 . .	18,165	-	-	-	-	26	3,275	14,858	6
25 through 29 . .	27,527	-	-	8	351	4,926	15,271	6,897	74
30 through 34 . .	43,853	-	194	1,696	8,539	21,043	10,619	712	1,050
35 through 39 . .	25,838	6	1,529	3,538	8,076	9,056	1,995	51	1,587
40 through 44 . .	7,030	64	1,118	1,424	2,085	1,537	133	4	665
45 through 49 . .	3,960	149	819	915	1,270	486	7	-	314
50 through 54 . .	1,349	97	344	394	353	82	-	-	79
55 through 59 . .	487	33	146	173	110	-	-	-	25
60 and Older . .	58	14	18	14	7	-	-	-	5
30 NOVEMBER 1953									
TOTAL . . .	<u>120,978</u>	<u>371</u>	<u>4,235</u>	<u>8,022</u>	<u>19,475</u>	<u>32,767</u>	<u>28,291</u>	<u>24,302</u>	<u>3,515</u>
Years									
21 through 25 . .	29,501	-	-	-	-	115	7,042	22,332	12
26 through 30 . .	23,381	-	-	38	898	7,604	13,005	1,725	111
31 through 35 . .	40,321	-	503	2,692	10,010	18,400	7,156	245	1,315
36 through 40 . .	17,882	15	1,593	2,910	5,768	5,354	1,013	-	1,229
41 through 45 . .	5,781	92	1,110	1,272	1,723	965	75	-	544
46 through 50 . .	2,912	171	718	727	815	297	-	-	224
51 through 55 . .	911	68	224	276	202	72	-	-	69
56 through 60 . .	276	17	84	106	59	-	-	-	10
61 and Older . .	13	8	3	1	-	-	-	-	1
31 MAY 1954									
TOTAL . . .	<u>126,333</u>	<u>376</u>	<u>4,314</u>	<u>8,176</u>	<u>19,928</u>	<u>34,849</u>	<u>31,278</u>	<u>23,956</u>	<u>3,456</u>
Years									
21 through 25 . .	30,499	-	-	-	-	92	9,352	21,051	4
26 through 30 . .	22,799	-	-	6	356	5,870	13,680	2,852	35
31 through 35 . .	38,741	-	271	1,784	8,712	19,875	7,071	53	975
36 through 40 . .	23,361	10	1,699	3,649	7,879	7,515	1,112	-	1,497
41 through 45 . .	6,201	89	1,138	1,461	1,740	1,121	63	-	589
46 through 50 . .	3,345	169	821	835	945	309	-	-	266
51 through 55 . .	1,062	84	290	311	243	67	-	-	67
56 through 60 . .	320	19	95	130	53	-	-	-	23
61 and Older . .	5	5	-	-	-	-	-	-	-

TABLE 178 - SUMMARY - AGE DISTRIBUTION OF USAF OFFICERS BY GRADE IN WHICH SERVING, BY AGE
30 NOV 1952 THROUGH 30 JUN 1957 (CONTINUED)

(Age grouping has not been consistent throughout period covered. Extreme and Unknown ages were prorated in the table below.)

AGE OR AGE GROUP	TOTAL	GENERAL	COLONEL	LIEUTENANT COLONEL	MAJOR	CAPTAIN	FIRST LIEUTENANT	SECOND LIEUTENANT	WARRANT OFFICER
FISCAL YEAR SUMMARIES (Continued)									
30 SEPTEMBER 1954									
<u>TOTAL</u> . . .	<u>129,511</u>	<u>381</u>	<u>4,365</u>	<u>8,348</u>	<u>20,315</u>	<u>33,810</u>	<u>31,253</u>	<u>27,596</u>	<u>3,443</u>
<u>Years</u>									
20 through 24 . . .	25,427	-	-	-	-	7	4,080	21,336	4
25 through 29 . . .	25,499	-	-	-	73	2,759	16,435	6,197	35
30 through 34 . . .	37,444	-	134	982	6,932	19,279	9,089	57	971
35 through 39 . . .	28,584	7	1,601	4,142	9,887	9,895	1,558	6	1,488
40 through 44 . . .	7,141	68	1,252	1,780	1,977	1,390	85	-	589
45 through 49 . . .	3,695	172	904	904	1,076	367	6	-	266
50 through 54 . . .	1,292	112	370	373	289	81	-	-	67
55 through 59 . . .	409	20	96	159	79	32	-	-	23
60 and Older . . .	20	2	8	8	2	-	-	-	-
30 JUNE 1955									
<u>TOTAL</u> . . .	<u>135,584</u>	<u>396</u>	<u>4,516</u>	<u>8,680</u>	<u>21,302</u>	<u>35,864</u>	<u>36,368</u>	<u>24,793</u>	<u>3,665</u>
<u>Years</u>									
20 through 24 . . .	26,350	-	-	-	-	2	7,191	19,157	-
25 through 29 . . .	29,416	-	-	2	22	2,521	21,245	5,588	38
30 through 34 . . .	30,900	-	39	515	5,080	18,288	6,441	36	501
35 through 39 . . .	33,173	4	1,503	4,238	11,637	12,618	1,414	10	1,749
40 through 44 . . .	9,440	60	1,422	2,223	2,894	1,886	68	1	866
45 through 49 . . .	4,195	161	988	1,026	1,208	421	7	-	384
50 through 54 . . .	1,613	145	443	488	360	93	2	-	82
55 through 59 . . .	454	25	112	163	96	33	-	1	24
60 and Older . . .	43	1	9	25	5	2	-	-	1
31 DECEMBER 1955									
<u>TOTAL</u> . . .	<u>142,221</u>	<u>428</u>	<u>4,391</u>	<u>8,747</u>	<u>21,333</u>	<u>36,225</u>	<u>39,161</u>	<u>28,217</u>	<u>3,719</u>
<u>Years</u>									
20 through 24 . . .	34,543	-	-	-	-	3	10,367	24,127	46
25 through 29 . . .	28,890	-	-	1	20	2,689	22,017	4,064	99
30 through 34 . . .	30,469	-	38	540	5,105	18,570	5,506	19	691
35 through 39 . . .	32,697	8	1,487	4,206	11,667	12,616	1,209	7	1,497
40 through 44 . . .	9,466	81	1,406	2,345	2,845	1,847	51	-	889
45 through 49 . . .	4,124	172	953	1,021	1,250	390	11	-	327
50 through 54 . . .	1,612	144	410	481	349	83	-	-	145
55 through 59 . . .	411	22	92	149	96	27	-	-	25
60 and Older . . .	9	1	3	4	1	-	-	-	-
30 JUNE 1956									
<u>TOTAL</u> . . .	<u>142,093</u>	<u>422</u>	<u>4,619</u>	<u>9,205</u>	<u>21,872</u>	<u>40,041</u>	<u>37,249</u>	<u>23,998</u>	<u>3,987</u>
<u>Years</u>									
20 through 24 . . .	28,540	-	-	-	-	38	9,248	19,228	26
25 through 29 . . .	32,478	-	-	-	8	4,655	22,944	4,732	139
30 through 34 . . .	24,504	-	17	271	3,213	16,038	4,365	31	569
35 through 39 . . .	37,001	2	1,290	4,066	12,817	15,873	1,308	7	1,638
40 through 44 . . .	12,538	55	1,655	2,890	4,033	2,804	75	-	1,026
45 through 49 . . .	4,560	158	1,023	1,226	1,243	481	8	-	421
50 through 54 . . .	1,918	178	518	564	438	114	1	-	105
55 through 59 . . .	525	28	102	180	116	36	-	-	63
60 and Older . . .	29	1	14	8	4	2	-	-	-

TABLE 178 - SUMMARY - AGE DISTRIBUTION OF USAF OFFICERS BY GRADE IN WHICH SERVING, BY AGE
30 NOV 1952 THROUGH 30 JUN 1957 (CONTINUED)

AGE	TOTAL	GENERAL	COLONEL	LIEUTENANT COLONEL	MAJOR	CAPTAIN	FIRST LIEUTENANT	SECOND LIEUTENANT	WARRANT OFFICER
FY 1957 (31 DECEMBER 1956)									
<u>TOTAL</u> . . .	<u>141,459</u>	<u>426</u>	<u>4,527</u>	<u>9,311</u>	<u>22,006</u>	<u>40,276</u>	<u>39,436</u>	<u>21,503</u>	<u>3,974</u>
<u>Years</u>									
20	20	-	-	-	-	-	2	17	1
21	1,227	-	-	-	-	1	20	1,205	1
22	5,836	-	-	-	1	3	1,014	4,818	-
23	11,612	-	-	20	72	14	3,598	7,892	16
24	12,631	-	-	1	2	58	8,715	3,851	4
25	8,819	-	-	-	2	238	7,089	1,478	12
26	7,273	-	-	-	1	604	5,853	814	1
27	6,045	-	-	-	-	1,222	4,251	562	10
28	4,715	-	-	1	4	1,705	2,735	253	17
29	2,501	-	-	-	8	1,183	1,238	44	28
30	2,354	-	-	1	16	1,352	944	16	25
31	3,784	-	-	8	144	2,784	799	6	43
32	5,113	-	-	30	517	3,803	692	4	67
33	5,874	-	3	68	915	4,183	601	7	97
34	6,693	-	15	138	1,577	4,335	438	3	187
35	8,451	-	46	441	2,623	4,655	407	3	276
36	8,289	-	165	751	2,901	3,878	313	2	279
37	7,068	-	271	921	2,694	2,755	121	1	305
38	6,819	-	397	1,075	2,664	2,250	80	1	352
39	5,539	4	420	929	2,128	1,728	38	1	291
40	4,310	7	404	809	1,646	1,186	25	-	233
41	3,258	13	407	896	1,033	694	14	-	201
42	1,957	11	357	544	511	353	8	-	173
43	1,417	14	254	363	399	256	2	-	129
44	1,341	19	218	375	364	205	-	-	160
45	1,105	30	215	305	285	142	2	1	125
46	997	33	216	284	280	114	-	-	70
47	844	43	204	218	241	74	-	-	64
48	777	28	195	202	231	61	-	-	60
49	663	33	161	191	172	52	-	-	54
50	577	45	157	155	151	39	-	-	30
51	479	45	129	154	105	27	-	-	19
52	335	38	90	108	72	18	-	-	9
53	239	20	65	76	57	13	-	-	8
54	182	19	39	54	35	5	-	-	28
55	162	9	25	42	35	12	-	-	39
56	99	8	19	34	25	2	1	-	10
57	85	3	12	37	23	7	1	-	2
58	71	1	15	28	15	7	-	-	5
59	69	3	16	30	17	1	-	-	2
60 and Older . .	12	-	7	3	1	1	-	-	-
Unknown	1,817	-	5	19	39	256	433	524	541
FY 1957 (30 JUNE 1957)									
<u>TOTAL</u> . . .	<u>140,863</u>	<u>415</u>	<u>4,707</u>	<u>9,640</u>	<u>22,389</u>	<u>41,651</u>	<u>42,154</u>	<u>15,352</u>	<u>4,555</u>
<u>Years</u>									
20	-	-	-	-	-	-	-	-	-
21	123	-	-	-	-	-	3	119	1
22	1,837	-	-	1	-	2	233	1,600	1
23	7,781	-	-	-	1	4	2,369	5,407	-
24	12,114	-	-	24	86	54	7,496	4,436	18

TABLE 178 - SUMMARY - AGE DISTRIBUTION OF USAF OFFICERS BY GRADE IN WHICH SERVING, BY AGE
30 NOV 1952 THROUGH 30 JUN 1957 (CONTINUED)

AGE	TOTAL	GENERAL	COLONEL	LIEUTENANT COLONEL	MAJOR	CAPTAIN	FIRST LIEUTENANT	SECOND LIEUTENANT	WARRANT OFFICER
FY 1957 (30 JUNE 1957) - (Continued)									
25	11,450	-	-	-	1	166	9,481	1,789	13
26	8,092	-	-	-	4	464	6,882	714	28
27	6,966	-	-	-	1	931	5,482	535	17
28	5,876	-	-	-	3	1,715	3,752	364	42
29	4,479	-	-	-	8	1,938	2,379	107	47
30	2,438	-	-	-	12	1,378	982	20	46
31	2,341	-	-	1	26	1,552	705	12	45
32	3,805	-	-	12	197	2,983	534	5	74
33	5,112	-	-	35	639	3,916	401	5	116
34	5,891	-	2	81	1,037	4,242	367	4	158
35	6,718	-	23	181	1,687	4,306	275	3	243
36	8,506	-	61	491	2,779	4,574	254	1	346
37	8,363	-	205	806	2,946	3,807	194	-	405
38	7,166	-	317	962	2,726	2,670	78	-	413
39	6,909	-	426	1,164	2,634	2,145	44	1	495
40	5,609	5	447	989	2,093	1,667	25	-	383
41	4,370	7	429	852	1,624	1,120	10	-	328
42	3,298	13	427	895	1,018	651	12	-	282
43	1,972	10	363	548	502	329	5	-	215
44	1,422	14	262	355	393	234	1	-	163
45	1,306	19	222	375	346	190	-	-	154
46	1,029	30	217	294	261	130	1	-	96
47	971	32	224	274	257	101	-	-	83
48	830	43	201	214	228	71	-	-	73
49	760	27	191	204	216	56	-	-	66
50	639	34	155	184	164	43	-	-	59
51	569	43	155	154	144	36	-	-	37
52	464	44	129	153	95	26	-	-	17
53	305	37	77	98	65	18	-	-	10
54	218	19	54	73	56	9	-	-	7
55	157	17	36	54	30	5	1	-	14
56	127	9	18	43	34	12	-	-	11
57	92	6	19	32	23	2	-	-	10
58	83	3	14	36	21	7	1	-	1
59	69	1	15	27	13	7	-	-	6
60 and Older .	55	2	12	24	12	2	1	-	2
Unknown . . .	551	-	6	4	7	88	186	230	30

a/ Includes approximately 300 military academy graduates not included in the command strength.
Source: Personnel Statistics Division, Directorate of Statistical Services, DCS/Comptroller.

U S AIR FORCE MILITARY PERSONNEL SURVEYS

COMMENTARY

NOTE: This study is based upon a 100% survey of Air Force female military personnel as of 28 February 1957. The survey was requested by the Chief of the Air Force Nurse Corps, Director of the Women in the Air Force, and the Chief of the Medical Specialist Corps. The purpose of the survey was to determine the effect of various factors on Air Force career plans of women. Vital statistics were also sought which were needed for planning and policy development, especially in regard to quarters.

AIR FORCE FEMALE MILITARY PERSONNEL

OFFICERS BY BRANCH OF SERVICE. - The Air Force has three principal branches for female military personnel - Women in the Air Force (WAF), Air Force Nurse Corps (AFNC), and Medical Specialist Corps (MSPC). In addition, one female officer was in the Dental Corps and 17 in the Medical Corps. The total female officer strength in the Air Force on 28 February 1957 was 3,485 - AFNC, 2,730 (78%); WAF, 618 (18%); MSPC, 119 (3%); and Other, 18 (1%).

AIR FORCE CAREER INTENT. - WAF officers are considerably more AF career minded than Nurses or Medical Specialists with 77 per cent intending an AF career compared to 55 per cent for Nurses and 61 per cent for Medical Specialists.

By Grade: Regardless of branch of service, nearly all officers in field grades intend to stay in but the percentage in field grades in each branch varies greatly and this affects the overall intent. Over 27 per cent of the WAF officers are field grade compared to seven per cent of the AFNC, and 11 per cent of the MSPC.

By Age: Age also affects intent in that younger women are less inclined to an AF career. Of the Nurses, 20 per cent are under 25 years of age and 51 per cent are under 30, while the WAF have only three per cent under 25 and 26 per cent under 30. The MSPC have 18 per cent under 25 per cent under 30.

By Marital Status: Only 12 per cent of the WAF and AFNC and 15 per cent of the MSPC officers have husbands. The married women are less inclined toward an AF career than the unmarried. Greatest AF career intent is expressed by divorced, legally separated and widowed women who comprise 14 per cent of the WAF officers, eight per cent of the AFNC officers and six per cent of the MSPC officers.

By Educational Level: The lowest AF career intent is expressed by officers with a Registered Nurse Diploma. AFNC officers with the RN Diploma as their highest level of education comprise 80 per cent of the Corps and nearly half are undecided about an AF career or plan to separate. The second lowest career intent is expressed by those with baccalaureate degrees who make up nearly half the WAF, 10% of the AFNC, and 78 per cent of the MSPC officer strength.

CIVILIAN PLANS OF OFFICERS SEPARATING. - The civilian plans of officers, who have no intention of an AF career and will separate on completion of service contract, are largely to keep house and raise a family. This item was selected by 41 per cent of the WAF, 40 per cent of the AFNC and 32 per cent of the MSPC officers separating. Second choice for the WAF was to attend school full time (16%), for AFNC 17 per cent planned both to work and go to school, and 32 per cent of the MSPC planned to get a job the same as their AF specialty. Significantly, 16 per cent of the nurses separating planned to continue their nursing profession in civilian life.

AIR FORCE IMPROVEMENTS RECOMMENDED. - All female officers were queried as to what improvement or change was most needed in the Air Force. About two per cent in each branch of service were quite satisfied with things as they were. But 25 per cent of the officers felt that housing was inadequate, WAF officers (20%) thought something should be done to improve the prestige of military women, while Nurses and Medical Specialists, whose humanitarian work has given them prestige, were more concerned about promotion policies. Nurses, in particular, wanted an improvement in working conditions (13%) and greater opportunity to further their education (11%). Nine per cent of all the officers wanted improvement in pay.

INTEREST IN BECOMING A REGULAR OFFICER. - Slightly more than 17 per cent of the officers have regular Air Force commissions - WAF 28 per cent, AFNC 15 per cent, and MSPC 21 per cent. Of those who have Reserve commissions, 41 per cent of the WAF, 47 per cent of the AFNC, and 45 per cent of the MSPC officers are either currently not eligible or not interested in a regular commission. About 20 per cent of the WAF and 44 per cent of the Nurses and Medical Specialists are undecided about applying for a regular commission, while 39 per cent of the WAF, 9 per cent of the AFNC and 11 per cent of the MSPC nonregular officers have applied or intend to apply for regular commissions.

ADEQUACY OFFICER'S GOVERNMENT QUARTERS. - Approximately 60 per cent of the female officers reside in Bachelor Officers' Quarters or similar government controlled officers quarters. By branch, such occupancy is WAF, 51 per cent; AFNC, 63 per cent; MSPC, 40 per cent; and Other, 61 per cent. Even though 90 per cent of the female officers occupy private rooms, less than one-third of these rooms have private bathrooms. The percentage of these officers who rate their quarters as adequate are: WAF, 39 per cent; AFNC, 43 per cent; MSPC, 53 per cent; and Other, 33 per cent. The greater the number sharing a room, or other facilities, the lesser the feeling of satisfaction. Only seven per cent of the

COMMENTARY

officers felt no improvement was necessary to their government quarters, but 55 per cent wanted more privacy, space, and better furnishings. The remainder wanted improvement in facilities or the physical plant. Currently, 10 per cent of the officers have no living room facilities available to them, 18 per cent have no kitchen facilities, and 26 per cent have no laundry facilities.

CHARACTERISTICS OF WAF AIRMEN. - As of 28 February 1957, there were 7,886 WAF airmen of whom 24 per cent were career WAF, in that they were serving their second or later enlistment in the Air Force. Nine per cent of the WAF had also served in the WAC and now occupy 94 per cent of the Master Sergeant, 73 per cent of the Technical Sergeant, and 23 per cent of the Staff Sergeant spaces. About 11 per cent of the WAF airmen intend to stay on active duty until retirement, the earliest date of which would be July 1962. The change of the WAF from a patriotic organization to a service group with career opportunity has caused a maldistribution in ages in that WAF Master and Technical Sergeants have an average age eight years above that of their male counterparts, while in other grades WAF ages are comparable to male airmen.

JOB ASSIGNMENTS. - Excluding WAF airmen who are unassigned, Basics, and those attending school, nearly 90 per cent feel they are qualified for the job they are doing, while 10 per cent (mostly Airman Second and Third Class) do not know. Of these WAF, 90 per cent are working in their primary career field, four per cent are not and would like to, while six per cent are not and do not want to. About 21 per cent of the WAF airmen feel their job is best suited for female airmen, five per cent feel their job should be done by male airmen, 69 per cent indicate either WAF or male airmen would be suitable, four per cent think their work should be done by civilians, and one per cent, by officers.

REASON FOR ORIGINAL ENLISTMENT IN THE AIR FORCE. - The change of the WAF from a patriotic to a career organization is evident in the distribution of reasons for original enlistment in the Air Force by grade. Nearly two thirds of the Master Sergeants and a majority of the Technical Sergeants joined the Air Force for such patriotic reasons as "Felt the Air Force Needed Me" and "Felt I could be More Effective in the Military". In the lower grades the main reasons for enlistment were for career opportunities, educational opportunities, and the desire to get away from home and to travel. Only six per cent of the post-Korean conflict enlistees felt the Air Force needed them or that they could be more effective in the military.

PRESENT AIR FORCE PLANS. - Only 17 per cent of the WAF airmen in the four lower grades intend to reenlist, 30 per cent are undecided and 53 per cent intend to separate on expiration of tour of service. The principal reason for separation is "Keeping House or Raising a Family" (29%). About 20 per cent have no plans, 15 per cent plan to get jobs same as their Air Force background, 24 per cent plan to go to school or both school and work, and 12 per cent have other plans. Even though so few WAF in the four lower grades intend to stay on active duty, only 27 per cent feel that civilian life offers greater career advantages than the Air Force. Among WAF, who recently enlisted, of those who are Basic Airmen, 72 per cent feel that AF career advantages were greater than those of civilian life and 43 per cent of the Airmen Third Class agreed. The lowest opinion of AF career advantages is held by Staff Sergeant of whom 25 per cent think AF career advantages are superior to those of civilian life.

ADEQUACY OF GOVERNMENT PROVIDED QUARTERS. - Nearly 88 per cent of the WAF airmen live in government provided quarters with such tenancy running from 99 per cent for Basic Airmen to 69 per cent for Master Sergeants. Of those who live in government quarters, 63 per cent rate them as good or excellent with this opinion ranging from 55 per cent by Master Sergeants to 89 per cent for Basic Airmen. Of those WAF who consider their government quarters inadequate, the two major complaints were (1) lack of privacy (24%) and (2) overcrowding (21%). The balance of the complaints are spread over deterioration of the physical plant and lack of facilities.

INTEREST IN OFFICER CANDIDATE SCHOOL. - Twenty per cent of the WAF airmen are eligible for Officer Candidate School and another 20 per cent do not know if they are. Nearly all of these WAF, who "don't know", are in the four lower grades. One-third of the WAF are ineligible due to age - in the top three grades for being over-age and in the lower three grades for being under-age. Airmen First Class have 40 per cent eligible and 23 per cent who aren't sure one way or the other. Only one per cent of the WAF airmen have OCS applications pending, nine per cent plan to apply during 1957 and 11 per cent in 1958 or later. Twenty-five per cent are undecided about applying and 55 per cent are not interested in becoming officers.

REASON FOR NOT BEING INTERESTED IN OCS. - Of the 55 per cent of the WAF airmen who are not interested in becoming officers through Officer Candidate School training, one-half of this group (mostly in the lower grades) intend to separate on end of current tour, 28 per cent prefer being in enlisted status feeling that there are more advantages job-wise in being an enlisted woman, 10 per cent feel they could not qualify or might fail, and 12 per cent have other reasons.




TABLE 179 - USAF FEMALE OFFICERS BY BRANCH OF SERVICE, BY AF CAREER INTENT,

(Table below is

SELECTED CHARACTERISTICS AND ATTITUDES	FEMALE OFFICER STRENGTH TOTAL	WOMEN IN THE AIR FORCE				AIR FORCE NURSE CORPS			
		Strength	AF Career Intent			Strength	AF Career Intent		
			Yes	Unde- cided	No		Yes	Unde- cided	No
<u>OFFICER - TOTAL</u>	<u>2,485</u>	<u>618</u>	<u>478</u>	<u>96</u>	<u>44</u>	<u>2,730</u>	<u>1,491</u>	<u>799</u>	<u>440</u>
<u>PER CENT - TOTAL</u>	-	<u>100.0</u>	<u>77.3</u>	<u>15.6</u>	<u>7.1</u>	<u>100.0</u>	<u>54.6</u>	<u>29.3</u>	<u>16.1</u>
<u>GRADE IN WHICH SERVING</u>									
Colonel	3	1	100.0	-	-	1	100.0	-	-
Lieutenant Colonel	83	62	100.0	-	-	19	90.5	9.5	-
Major	286	106	94.7	3.2	2.1	169	95.3	2.9	1.8
Captain	1,151	200	80.3	16.4	3.3	901	79.7	14.1	6.2
First Lieutenant	1,342	210	65.8	23.3	10.9	1,081	42.8	37.5	19.7
Second Lieutenant	615	34	47.8	26.1	26.1	559	21.2	47.9	30.9
Warrant Officer	5	5	100.0	-	-	-	-	-	-
<u>AGE</u>									
24 Years And Younger	585	18	29.4	47.1	23.5	546	23.9	46.3	29.8
25 Through 29 Years	1,031	143	61.9	21.1	15.0	853	39.7	37.0	23.3
30 Through 34	721	153	69.2	23.8	7.0	531	60.7	29.6	9.7
35 Through 39	496	121	87.6	9.7	2.7	360	80.2	15.0	4.8
40 Through 44	335	64	91.6	6.7	1.7	263	92.6	5.7	1.7
45 Years And Older	317	119	92.8	4.5	2.7	177	94.5	2.4	3.1
<u>MARITAL STATUS</u>									
Never Married	2,750	455	77.2	16.7	6.1	2,189	53.8	32.4	13.8
Married:									
Husband Is A Civilian	122	25	74.0	13.0	13.0	86	43.8	20.0	36.2
Husband Is An Officer	214	45	69.1	9.5	21.4	159	49.7	8.8	41.5
Husband Is An Enlisted Man	92	6	33.4	33.3	33.3	85	44.3	19.0	36.7
Divorced	242	64	83.3	15.0	1.7	171	73.0	21.4	5.6
Legally Separated	17	7	100.0	-	-	10	80.0	20.0	-
Widowed	48	16	93.3	6.7	-	30	85.7	14.3	-
<u>EDUCATION</u>									
Less Than High School Graduate	3	1	100.0	-	-	2	50.0	-	50.0
High School Graduate	80	63	72.9	10.2	16.9	17	56.3	25.0	18.7
College, Less Than Two Years	139	61	87.7	8.8	3.5	77	62.0	28.2	9.8
R. N. Diploma	2,176	21	65.0	15.0	20.0	2,149	52.3	30.6	17.1
College, 2 Yrs Or More, No Degree	299	98	80.2	13.2	6.6	194	67.8	21.1	11.1
Baccalaureate Or Equivalent	660	296	73.9	19.2	6.9	262	60.5	25.9	13.6
Law Degree	16	16	93.3	6.7	-	-	-	-	-
Masters Degree	103	61	82.5	17.5	-	25	69.6	17.4	13.0
Doctorate Degree	1	1	100.0	-	-	-	-	-	-
Medical And Dental Degrees	8	-	-	-	-	4	25.0	50.0	25.0
<u>ACTIVE FEDERAL COMMISSIONED SERVICE</u>									
Less Than 12 Months	783	59	61.8	29.1	9.1	707	23.0	55.7	21.3
12 Through 23 Months	455	22	42.9	23.8	33.3	418	27.7	38.9	33.4
24 Through 35	230	14	76.9	15.4	7.7	200	45.0	30.5	24.5
36 Through 47	271	44	63.4	22.0	14.6	214	64.6	18.2	17.2
48 Through 59	315	103	70.8	19.8	9.4	196	61.9	23.2	14.9
60 Through 71	310	110	70.9	25.2	3.9	187	70.0	22.5	7.5
72 Through 83	138	31	89.7	10.3	-	103	76.8	20.0	3.2
84 Through 95	79	23	76.2	14.3	9.5	52	77.1	16.7	6.2
96 Through 107	79	17	87.5	12.5	-	60	92.8	5.4	1.8
108 Through 119	53	12	90.9	9.1	-	39	88.9	8.3	2.8
120 Through 131	76	32	96.7	3.3	-	39	80.6	11.1	8.3
132 Through 143	127	29	92.6	3.7	3.7	90	94.0	3.6	2.4
144 Through 155	101	17	93.8	-	6.2	76	95.7	1.4	2.9
156 Through 167	198	87	95.0	2.5	2.5	106	96.9	2.1	1.0
168 Through 179	99	5	100.0	-	-	89	90.2	6.1	3.7
180 Months Or More	171	13	75.0	-	25.0	154	96.5	2.1	1.4

BY SELECTED CHARACTERISTICS AND ATTITUDES, WORLDWIDE - 28 FEB 1957

a new table)

MEDICAL SPECIALISTS CORPS				OTHER				SELECTED CHARACTERISTICS AND ATTITUDES
Strength	AF Career Intent			Strength	AF Career Intent			
	Yes	Unde- cided	No		Yes	Unde- cided	No	
<u>119</u>	<u>72</u>	<u>28</u>	<u>19</u>	<u>18</u>	<u>15</u>	<u>1</u>	<u>2</u>	<u>OFFICER - TOTAL</u>
<u>100.0</u>	<u>60.5</u>	<u>23.5</u>	<u>16.0</u>	<u>100.0</u>	<u>83.3</u>	<u>5.6</u>	<u>11.1</u>	<u>PER CENT - TOTAL</u>
								<u>GRADE IN WHICH SERVING</u>
1	100.0	-	-	-	-	-	-	Colonel
1	-	100.0	-	1	100.0	-	-	Lieutenant Colonel
11	100.0	-	-	-	-	-	-	Major
43	88.4	9.3	2.3	7	100.0	-	-	Captain
41	46.3	29.3	24.4	10	70.0	10.0	20.0	First Lieutenant
22	13.6	50.0	36.4	-	-	-	-	Second Lieutenant
-	-	-	-	-	-	-	-	Warrant Officer
								<u>AGE</u>
21	19.0	38.1	42.9	-	-	-	-	24 Years And Younger
32	34.4	37.5	28.1	3	66.7	-	33.3	25 Through 29 Years
29	82.8	13.8	3.4	8	75.0	12.5	12.5	30 Through 34
12	83.3	16.7	-	3	100.0	-	-	35 Through 39
7	100.0	-	-	1	100.0	-	-	40 Through 44
18	88.9	11.1	-	3	100.0	-	-	45 Years And Older
								<u>MARITAL STATUS</u>
94	59.6	25.5	14.9	12	83.4	8.3	8.3	Never Married
10	50.0	20.0	30.0	1	-	-	100.0	Married:
7	71.4	14.3	14.3	3	100.0	-	-	Husband Is A Civilian
1	100.0	-	-	-	-	-	-	Husband Is An Officer
5	80.0	20.0	-	2	100.0	-	-	Husband Is An Enlisted Man
-	-	-	-	-	-	-	-	Divorced
2	50.0	-	50.0	-	-	-	-	Legally Separated
-	-	-	-	-	-	-	-	Widowed
								<u>EDUCATION</u>
-	-	-	-	-	-	-	-	Less Than High School Graduate
-	-	-	-	-	-	-	-	High School Graduate
6	66.6	16.7	16.7	1	100.0	-	-	College, Less Than Two Years
5	80.0	-	20.0	2	100.0	-	-	R. N. Diploma
93	55.9	26.9	17.2	9	100.0	-	-	College, 2 Yrs Or More, No Degree
-	-	-	-	-	-	-	-	Baccalaureate Or Equivalent
-	-	-	-	-	-	-	-	Law Degree
13	84.6	15.4	-	4	25.0	25.0	50.0	Masters Degree
-	-	-	-	-	-	-	-	Doctorate Degree
2	50.0	-	50.0	2	100.0	-	-	Medical And Dental Degrees
								<u>ACTIVE FEDERAL COMMISS- SIONED SERVICE</u>
17	18.8	50.0	31.2	-	-	-	-	Less Than 12 Months
15	13.3	40.0	46.7	-	-	-	-	12 Through 23 Months
13	46.1	30.8	23.1	3	-	33.3	66.7	24 Through 35
9	66.7	33.3	-	4	100.0	-	-	36 Through 47
14	64.3	14.3	21.4	2	100.0	-	-	48 Through 59
7	57.1	28.6	14.3	6	100.0	-	-	60 Through 71
3	66.7	33.3	-	1	100.0	-	-	72 Through 83
4	100.0	-	-	-	-	-	-	84 Through 95
1	100.0	-	-	1	100.0	-	-	96 Through 107
2	100.0	-	-	-	-	-	-	108 Through 119
5	100.0	-	-	-	-	-	-	120 Through 131
8	100.0	-	-	-	-	-	-	132 Through 143
8	75.0	25.0	-	-	-	-	-	144 Through 155
5	100.0	-	-	-	-	-	-	156 Through 167
4	100.0	-	-	1	100.0	-	-	168 Through 179
4	100.0	-	-	-	-	-	-	180 Months Or More

TABLE 179 - USAF FEMALE OFFICERS BY BRANCH OF SERVICE, BY AF CAREER INTENT.

SELECTED CHARACTERISTICS AND ATTITUDES	FEMALE OFFICER STRENGTH TOTAL	WOMEN IN THE AIR FORCE				AIR FORCE NURSE CORPS			
		Strength	AF Career Intent			Strength	AF Career Intent		
			Yes	Undecided	No		Yes	Undecided	No
<u>OFFICER - TOTAL</u>	<u>3,485</u>	<u>618</u>	<u>478</u>	<u>96</u>	<u>44</u>	<u>2,730</u>	<u>1,491</u>	<u>799</u>	<u>440</u>
<u>PER CENT - TOTAL</u>	-	<u>100.0</u>	<u>77.3</u>	<u>15.6</u>	<u>7.1</u>	<u>100.0</u>	<u>54.6</u>	<u>29.3</u>	<u>16.1</u>
<u>ACTIVE FEDERAL MILITARY SERVICE</u>									
Less Than 12 Months	757	33	54.8	32.3	12.9	705	22.2	55.7	22.1
12 Through 23 Months	442	15	50.0	35.7	14.3	414	28.5	38.9	32.6
24 Through 35	227	14	61.5	15.4	23.1	201	46.3	29.0	24.7
36 Through 47	257	28	61.5	23.1	15.4	218	62.4	19.3	18.3
48 Through 59	290	76	66.2	22.5	11.3	195	63.5	23.2	13.3
60 Through 71	319	113	67.6	25.7	6.7	192	73.6	20.2	6.2
72 Through 83	161	60	82.1	10.7	7.2	96	74.2	21.3	4.5
84 Through 95	103	38	71.4	22.9	5.7	61	73.2	21.4	5.4
96 Through 107	96	35	87.9	6.0	6.1	59	94.6	3.6	1.8
108 Through 119	58	13	91.7	8.3	-	42	84.6	12.8	2.6
120 Through 131	77	35	97.0	3.0	-	38	80.0	11.4	8.6
132 Through 143	113	19	94.4	5.6	-	87	93.8	3.7	2.5
144 Through 155	112	21	95.0	5.0	-	82	96.1	1.3	2.6
156 Through 167	213	95	93.2	3.4	3.4	112	97.1	1.9	1.0
168 Through 179	96	13	100.0	-	-	80	90.5	5.4	4.1
180 Months Or More	164	10	66.7	11.1	22.2	148	97.1	2.2	0.7
<u>CIVILIAN PLANS</u>									
Full Time School	29	7	-	-	100.0	20	-	-	100.0
Both School And Work	79	4	-	-	100.0	73	-	-	100.0
Job Same As AF Background	77	3	-	-	100.0	68	-	-	100.0
Job Different From AF Background	18	1	-	-	100.0	17	-	-	100.0
Going Into Business For Self	4	1	-	-	100.0	3	-	-	100.0
Keeping House, Raising Family	198	18	-	-	100.0	174	-	-	100.0
Undecided As To Civilian Plans	84	7	-	-	100.0	73	-	-	100.0
Other	16	3	-	-	100.0	12	-	-	100.0
Remaining In AF Or Undecided	2,980	574	83.3	16.7	-	2,290	65.1	34.9	-
<u>SEPARATION FOR REASON OF MARRIAGE</u>									
<u>Am Not Married, But If I Were:</u>									
Would Not Request Separation	516	142	82.0	15.0	3.0	354	71.0	21.0	8.0
Expect To Request Discharge	592	101	64.9	24.5	10.6	473	53.3	27.3	19.4
Request Discharge Only If Long Separation From Husband	813	142	81.2	13.5	5.3	637	56.8	30.3	12.9
Would Expect To Leave Only In Event Of Pregnancy	342	54	84.0	14.0	2.0	276	48.0	37.5	14.5
Am Undecided	772	96	84.4	14.5	1.1	645	51.2	37.6	11.2
<u>Am Now Married And:</u>									
Have No Present Intent To Request Separation	118	27	80.0	12.0	8.0	84	60.2	16.7	23.1
Expect To Request Discharge	42	9	22.2	-	77.8	33	9.7	6.4	83.9
Request Discharge Only If Long Separation From Husband	150	31	69.0	17.2	13.8	108	64.0	16.0	20.0
Would Expect To Leave Only In Event Of Pregnancy	106	11	63.6	-	36.4	92	31.8	14.1	54.1
Am Undecided	34	5	40.0	20.0	40.0	28	38.5	34.6	26.9

TABLE 179 USAF FEMALE OFFICERS BY BRANCH OF SERVICE, BY AF CAREER INTENT.

SELECTED CHARACTERISTICS AND ATTITUDES	FEMALE OFFICER STRENGTH TOTAL	WOMEN IN THE AIR FORCE				AIR FORCE NURSE CORPS			
		Strength	AF Career Intent			Strength	AF Career Intent		
			Yes	Unde- cided	No		Yes	Unde- cided	No
<u>OFFICER - TOTAL</u>	<u>3,485</u>	<u>618</u>	<u>478</u>	<u>96</u>	<u>44</u>	<u>2,730</u>	<u>1,491</u>	<u>799</u>	<u>440</u>
<u>PER CENT - TOTAL</u>	-	<u>100.0</u>	<u>77.3</u>	<u>15.6</u>	<u>7.1</u>	<u>100.0</u>	<u>54.6</u>	<u>29.3</u>	<u>16.1</u>
<u>IMPROVEMENT OR CHANGE RECOMMENDED</u>									
Working Conditions In General	388	34	58.1	35.5	6.4	344	41.5	34.9	23.6
Opportunity To Change Job	140	38	42.9	31.4	25.7	101	38.7	29.0	32.3
Food	10	2	50.0	-	50.0	6	16.7	50.0	33.3
Prestige Of Military Women	266	125	80.7	14.9	4.4	128	69.5	22.0	8.5
Uniforms	44	16	86.6	6.7	6.7	27	56.0	28.0	16.0
Housing	881	181	81.8	13.9	4.3	667	66.6	21.2	12.2
Club And Recreational Facilities	63	6	83.3	16.7	-	54	48.0	34.0	18.0
Opportunity To Further Education	335	18	81.2	12.5	6.3	310	52.3	33.8	13.9
Pay	314	55	92.0	6.0	2.0	240	33.8	43.2	23.0
More Frequent Changes Of Duty Station	181	9	66.7	-	33.3	170	32.5	42.7	24.8
Less Frequent Changes Of Duty Station	22	8	62.5	25.0	12.5	13	41.7	41.7	16.6
More Overseas Duty	161	20	83.3	11.1	5.6	134	32.3	51.6	16.1
Less Overseas Duty	8	2	100.0	-	-	6	66.6	16.7	16.7
Promotion Policies	460	58	77.4	20.7	1.9	374	78.6	14.2	7.2
Selection Policy For Regular Commissions	44	11	90.9	9.1	-	32	86.7	10.0	3.3
Other	77	23	71.4	9.5	19.1	47	53.5	25.6	20.9
None Of The Features Above Need Improvement	91	12	75.0	25.0	-	77	45.1	33.8	21.1
<u>INTEREST IN BECOMING A REGULAR OFFICER</u>									
<u>Interested And:</u>									
Eligible	383	151	93.7	6.3	-	216	79.1	16.9	4.0
Ineligible	403	76	94.4	5.6	-	310	86.1	10.4	3.5
Don't Know If Eligible	176	17	75.0	18.7	6.3	147	69.3	23.4	7.3
<u>Not Interested And:</u>									
Eligible	457	58	32.7	36.4	30.9	381	31.6	22.5	45.9
Ineligible	200	25	44.0	24.0	32.0	165	43.1	19.6	37.3
Don't Know If Eligible	244	20	30.0	25.0	45.0	217	31.7	21.8	46.5
<u>Undecided And:</u>									
Eligible	533	68	56.2	39.1	4.7	455	37.3	58.0	4.7
Ineligible	148	19	55.6	44.4	-	126	40.2	54.7	5.1
Don't know If Eligible	342	14	46.2	53.8	-	310	36.0	55.0	9.0
Am A Regular Officer	599	170	95.0	2.5	2.5	403	89.8	6.5	3.7
<u>INTENT REGARDING REGULAR COMMISSION</u>									
Am Not Currently Eligible Or Not Interested	1,332	181	57.3	23.4	19.3	1,102	47.1	19.9	33.0
Undecided	1,149	91	62.8	34.9	2.3	1,014	41.0	53.0	6.0
Yes, Intend To Apply In 1957	176	54	84.3	13.7	2.0	116	91.6	8.4	-
Yes, Intend To Apply In 1958 Or Later	47	5	100.0	-	-	39	88.6	11.4	-
Yes, Have Already Applied And Am Awaiting Acceptance	182	117	90.0	9.1	0.9	56	95.8	2.1	2.1
Am A Regular Officer	599	170	95.0	2.5	2.5	403	89.8	6.5	3.7

Source: Sample Survey, Personnel Statistics Division, Directorate of Statistical Services, DCS/Comptroller.

BY SELECTED CHARACTERISTICS AND ATTITUDES, WORLDWIDE - 28 FEB 1957 (CONTINUED)

MEDICAL SPECIALISTS CORPS				OTHER				SELECTED CHARACTERISTICS AND ATTITUDES
Strength	AP Career Intent			Strength	AP Career Intent			
	Yes	Unde- cided	No		Yes	Unde- cided	No	
<u>119</u>	<u>72</u>	<u>28</u>	<u>19</u>	<u>18</u>	<u>15</u>	<u>1</u>	<u>2</u>	<u>OFFICER - TOTAL</u>
<u>100.0</u>	<u>60.5</u>	<u>23.5</u>	<u>16.0</u>	<u>100.0</u>	<u>83.3</u>	<u>5.6</u>	<u>11.1</u>	<u>PER CENT - TOTAL</u>
								<u>IMPROVEMENT OR CHANGE RECOMMENDED</u>
9	77.8	11.1	11.1	1	-	-	100.0	Working Conditions In General
1	100.0	-	-	-	-	-	-	Opportunity To Change Job
2	100.0	-	-	-	-	-	-	Food
11	27.3	36.3	36.4	2	100.0	-	-	Prestige Of Military Women
1	100.0	-	-	-	-	-	-	Uniforms
27	74.1	18.5	7.4	6	100.0	-	-	Housing
3	-	33.3	66.7	-	-	-	-	Club And Recreational Facilities
6	66.7	33.3	-	1	100.0	-	-	Opportunity To Further Education
19	47.4	31.6	21.0	-	-	-	-	Pay
2	50.0	-	50.0	-	-	-	-	More Frequent Changes Of Duty Station
1	100.0	-	-	-	-	-	-	Less Frequent Changes Of Duty Station
7	28.6	57.1	14.3	-	-	-	-	More Overseas Duty
-	-	-	-	-	-	-	-	Less Overseas Duty
23	78.3	13.0	8.7	5	100.0	-	-	Promotion Policies
1	100.0	-	-	-	-	-	-	Selection Policy For Regular Commissions
4	25.0	50.0	25.0	3	33.3	33.4	33.3	Other
2	50.0	-	50.0	-	-	-	-	None Of The Features Above Need Improvement
								<u>INTEREST IN BECOMING A REGULAR OFFICER</u>
9	100.0	-	-	7	100.0	-	-	Interested And:
17	88.2	11.8	-	-	-	-	-	Eligible
11	63.6	27.3	9.1	1	100.0	-	-	Ineligible
								Don't Know If Eligible
12	8.3	16.7	75.0	6	66.7	-	33.3	Not Interested And:
9	66.7	22.2	11.1	1	100.0	-	-	Eligible
7	-	14.3	85.7	-	-	-	-	Ineligible
								Don't Know If Eligible
10	60.0	40.0	-	-	-	-	-	Undecided And:
3	-	100.0	-	-	-	-	-	Eligible
16	18.7	68.8	12.5	2	50.0	50.0	-	Ineligible
								Don't Know If Eligible
25	100.0	-	-	1	100.0	-	-	Am A Regular Officer
								<u>INTENT REGARDING REGULAR COMMISSION</u>
42	46.5	18.6	34.9	7	71.4	-	28.6	Am Not Currently Eligible Or Not Interested
41	43.9	48.8	7.3	3	66.7	33.3	-	Undecided
6	83.3	-	16.7	-	-	-	-	Yes, Intend To Apply In 1957
2	100.0	-	-	1	100.0	-	-	Yes, Intend To Apply In 1958 Or Later
3	100.0	-	-	6	100.0	-	-	Yes, Have Already Applied And Am Awaiting Acceptance
25	100.0	-	-	1	100.0	-	-	Am A Regular Officer

TABLE 180- USAF FEMALE OFFICERS BY BRANCH OF SERVICE, BY ADEQUACY OF GOVERNMENT

(Table below is

SELECTED CHARACTERISTICS AND ATTITUDES	FEMALE OFFICER STRENGTH	WOMEN IN THE AIR FORCE						AIR FORCE NURSES			
		Strength	Consider Your Government Quarters Adequate				Strength	Consider Your Government Quarters Adequate			
			Yes		No			Yes		No	
			Excel- lent	Ade- quate	Poor	Very Poor		Excel- lent	Ade- quate	Poor	Very Poor
<u>OFFICER - TOTAL</u>	a/ 2,080	317	26	99	102	90	1,708	170	565	563	410
<u>PER CENT - TOTAL</u>	-	100.0	8.3	31.1	32.2	28.4	100.0	9.9	33.1	33.0	24.0
<u>NUMBER OF PERSONS SHARING BEDROOM FACILITIES</u>											
Self Only	1,872	266	9.9	28.8	33.3	28.0	1,554	9.9	33.2	33.0	23.9
1 Other	167	46	-	44.7	26.3	29.0	120	12.2	32.1	32.1	23.6
2 Others	24	1	-	-	-	100.0	21	-	33.3	38.9	27.8
3 To 5 Others	14	4	-	25.0	50.0	25.0	10	11.1	44.5	22.2	22.2
6 To 10 Others	2	-	-	-	-	-	2	-	-	50.0	50.0
11 To 20 Others	1	-	-	-	-	-	1	100.0	-	-	-
20 Or More	-	-	-	-	-	-	-	-	-	-	-
No Such Facilities Available	-	-	-	-	-	-	-	-	-	-	-
<u>NUMBER OF PERSONS SHARING BATHROOM FACILITIES</u>											
Self Only	556	132	14.6	26.6	34.9	23.9	407	18.0	40.4	27.7	13.9
1 Other	849	107	4.5	31.8	53.0	30.7	723	10.0	34.3	36.4	19.3
2 Others	113	10	-	40.0	20.0	40.0	101	6.7	28.1	45.0	20.2
3 To 5 Others	230	21	11.8	35.3	17.6	35.3	204	5.5	27.6	30.4	36.5
6 To 10 Others	254	27	-	50.0	27.3	22.7	218	3.1	24.9	29.5	42.5
11 To 20 Others	75	18	-	13.3	40.0	46.7	54	2.1	22.9	29.2	45.8
20 Or More	3	2	-	50.0	-	50.0	1	-	-	-	100.0
No Such Facilities Available	-	-	-	-	-	-	-	-	-	-	-
<u>NUMBER OF PERSONS SHARING LIVING ROOM FACILITIES</u>											
Self Only	466	119	14.3	33.7	27.5	24.5	330	21.7	41.9	25.4	11.0
1 Other	300	42	5.7	40.0	31.4	22.9	250	18.1	43.5	21.7	16.7
2 Others	128	15	-	50.0	25.0	25.0	110	10.3	33.0	40.2	16.5
3 To 5 Others	198	14	16.7	41.7	8.3	33.3	180	6.9	21.4	39.0	32.7
6 To 10 Others	289	13	9.1	27.3	36.3	27.3	273	6.2	29.5	32.8	31.5
11 To 20 Others	267	18	13.3	26.7	33.3	26.7	242	3.7	32.3	35.5	28.5
20 Or More	224	33	-	33.3	29.6	37.1	182	2.5	29.8	43.5	25.2
No Such Facilities Available	208	63	1.9	13.5	48.1	36.5	141	0.8	19.4	39.5	40.3
<u>NUMBER OF PERSONS SHARING KITCHEN FACILITIES</u>											
Self Only	174	51	16.7	14.3	28.6	40.4	121	29.2	28.3	27.4	15.1
1 Other	235	28	8.7	39.1	30.4	21.8	198	21.3	40.2	22.4	16.1
2 Others	100	11	-	66.7	22.2	11.1	86	13.2	40.7	30.3	15.8
3 To 5 Others	191	15	16.7	49.9	16.7	16.7	173	12.5	26.3	29.6	31.6
6 To 10 Others	359	25	4.8	42.8	28.6	23.8	331	8.6	31.6	31.6	28.2
11 To 20 Others	417	18	13.3	46.7	13.3	26.7	380	4.8	39.2	33.2	22.8
20 Or More	236	17	-	35.7	57.1	7.2	209	6.5	35.9	34.8	22.8
No Such Facilities Available	368	152	5.6	26.4	36.0	32.0	210	0.5	17.8	50.3	31.4
<u>NUMBER OF PERSONS SHARING LAUNDRY ROOM FACILITIES</u>											
Self Only	75	27	4.5	13.6	27.3	54.6	46	17.5	22.5	32.5	27.5
1 Other	81	12	8.3	41.7	33.3	16.7	67	13.5	42.4	27.1	17.0
2 Others	38	4	-	25.0	50.0	25.0	33	17.2	38.0	27.6	17.2
3 To 5 Others	136	7	14.3	42.9	28.5	14.3	127	15.2	27.7	30.3	26.8
6 To 10 Others	341	17	21.4	21.4	28.6	28.6	319	10.3	32.8	28.8	28.1
11 To 20 Others	438	34	10.7	39.3	28.6	21.4	389	11.1	43.3	26.9	18.7
20 Or More	421	79	3.1	25.0	42.2	29.7	325	6.0	32.5	38.8	22.7
No Such Facilities Available	550	137	9.9	33.4	29.7	27.0	402	7.9	24.3	39.8	28.0

a/ Includes only female officers who are tenants of government provided quarters.

QUARTERS, BY SELECTED CHARACTERISTICS AND ATTITUDES, WORLDWIDE - 28 FEB 1957

a new table)

MEDICAL SPECIALISTS CORPS					OTHER					SELECTED CHARACTERISTICS AND ATTITUDES
Strength	Consider Your Government Quarters Adequate				Strength	Consider Your Government Quarters Adequate				
	Yes		No			Yes		No		
	Excel- lent	Ade- quate	Poor	Very Poor		Excel- lent	Ade- quate	Poor	Very Poor	
44	2	20	12	10	11	1	2	5	3	OFFICER - TOTAL
100.0	4.5	45.5	27.3	22.7	100.0	9.1	18.2	45.4	27.3	PER CENT - TOTAL
<u>NUMBER OF PERSONS SHARING BEDROOM FACILITIES</u>										
43	5.0	47.5	27.5	20.0	9	11.1	22.2	33.4	33.3	Self Only
-	-	-	-	-	1	-	-	100.0	-	1 Other
1	-	-	-	100.0	1	-	-	100.0	-	2 Others
-	-	-	-	-	-	-	-	-	-	3 To 5 Others
-	-	-	-	-	-	-	-	-	-	6 To 10 Others
-	-	-	-	-	-	-	-	-	-	11 To 20 Others
-	-	-	-	-	-	-	-	-	-	20 Or More
-	-	-	-	-	-	-	-	-	-	No Such Facilities Available
<u>NUMBER OF PERSONS SHARING BATHROOM FACILITIES</u>										
14	7.7	53.8	30.8	7.7	3	33.3	33.3	-	33.4	Self Only
17	6.2	56.3	25.0	12.5	2	-	-	100.0	-	1 Other
2	-	-	-	100.0	-	-	-	-	-	2 Others
1	-	-	100.0	-	4	-	25.0	25.0	50.0	3 To 5 Others
8	-	50.0	25.0	25.0	1	-	-	100.0	-	6 To 10 Others
2	-	-	-	100.0	1	-	-	100.0	-	11 To 20 Others
-	-	-	-	-	-	-	-	-	-	20 Or More
-	-	-	-	-	-	-	-	-	-	No Such Facilities Available
<u>NUMBER OF PERSONS SHARING LIVING ROOM FACILITIES</u>										
13	8.3	58.4	33.3	-	4	25.0	50.0	-	25.0	Self Only
7	-	100.0	-	-	1	-	-	100.0	-	1 Other
3	-	-	33.3	66.7	-	-	-	-	-	2 Others
2	-	50.0	50.0	-	2	-	-	50.0	-	3 To 5 Others
2	-	50.0	-	50.0	1	-	-	100.0	50.0	6 To 10 Others
5	-	20.0	60.0	20.0	2	-	-	50.0	50.0	11 To 20 Others
9	11.1	11.1	22.2	55.6	-	-	-	-	-	20 Or More
3	-	66.7	-	33.3	1	-	-	100.0	-	No Such Facilities Available
<u>NUMBER OF PERSONS SHARING KITCHEN FACILITIES</u>										
2	50.0	50.0	-	-	-	-	-	-	-	Self Only
8	-	100.0	-	-	1	-	-	100.0	-	1 Other
3	-	-	33.3	66.7	-	-	-	-	-	2 Others
1	-	100.0	-	-	2	-	50.0	-	50.0	3 To 5 Others
3	-	33.4	33.3	33.3	-	-	-	-	-	6 To 10 Others
16	-	46.7	46.7	6.6	3	-	33.3	33.4	33.3	11 To 20 Others
8	-	25.0	12.5	62.5	2	50.0	-	50.0	-	20 Or More
3	33.3	-	33.4	33.3	3	-	-	66.7	33.3	No Such Facilities Available
<u>NUMBER OF PERSONS SHARING LAUNDRY ROOM FACILITIES</u>										
2	-	100.0	-	-	-	-	-	-	-	Self Only
2	-	100.0	-	-	-	-	-	-	-	1 Other
1	-	-	-	-	-	-	-	-	-	2 Others
1	-	100.0	-	-	1	-	-	-	100.0	3 To 5 Others
3	-	33.3	33.4	33.3	2	-	50.0	50.0	-	6 To 10 Others
13	8.3	58.4	25.0	8.3	2	-	-	50.0	50.0	11 To 20 Others
14	7.7	23.1	30.8	38.4	3	33.3	33.3	33.4	-	20 Or More
8	-	50.0	25.0	25.0	3	-	-	66.7	33.3	No Such Facilities Available

TABLE 180. USAF FEMALE OFFICERS BY BRANCH OF SERVICE, BY ADEQUACY OF GOVERNMENT

SELECTED CHARACTERISTICS AND ATTITUDES	FEMALE OFFICER STRENGTH	WOMEN IN THE AIR FORCE					AIR FORCE NURSES				
		Strength	Consider Government Quarters Adequate				Strength	Consider Government Quarters Adequate			
			Yes		No			Yes		No	
			Excel- lent	Ade- quate	Poor	Very Poor		Excel- lent	Ade- quate	Poor	Very Poor
<u>OFFICER - TOTAL</u>	<u>a/ 3,485</u>	<u>618</u>	<u>37</u>	<u>150</u>	<u>207</u>	<u>228</u>	<u>2,730</u>	<u>224</u>	<u>781</u>	<u>973</u>	<u>752</u>
<u>PER CENT - TOTAL</u>	-	<u>100.0</u>	<u>6.0</u>	<u>24.3</u>	<u>32.8</u>	<u>36.9</u>	<u>100.0</u>	<u>8.2</u>	<u>28.6</u>	<u>35.6</u>	<u>27.6</u>
<u>WHAT WOULD YOU RECOMMEND TO IMPROVE GOVERNMENT QUARTERS</u>											
No Improvement Is Necessary . .	153	17	59.9	26.7	6.7	6.7	126	60.0	36.5	2.6	0.9
More Privacy	827	162	4.9	19.4	31.9	43.8	635	4.3	25.5	41.2	29.0
More Space In General	718	153	1.5	20.6	30.1	47.8	541	3.8	21.1	38.9	36.2
More Complete Or Better Furnishings	358	45	5.0	30.0	37.5	27.5	298	6.2	36.4	30.2	27.2
Better Bath And/Or Toilet Facilities	321	54	-	33.3	37.5	29.2	256	3.4	20.1	45.7	30.8
Better Or More Kitchen Facilities	327	87	11.7	20.8	38.9	28.6	222	4.9	40.4	45.3	9.4
Better Building Maintenance . .	76	6	-	50.0	50.0	-	68	8.1	45.1	24.2	22.6
Better Or More Storage Space . .	59	14	-	58.3	25.0	16.7	42	10.5	39.5	36.8	13.2
More Complete Laundry Facilities	127	15	15.4	38.4	23.1	23.1	107	19.4	39.8	31.6	9.2
Proper Control Of Heating And Cooling	127	14	-	50.0	41.7	8.3	108	11.1	46.5	22.2	20.2
Better Construction	291	37	3.0	21.2	27.3	48.5	244	2.7	19.3	26.9	51.1
Better Location	50	2	-	-	100.0	-	47	18.6	32.6	37.2	11.6
Other	51	12	9.0	18.2	36.4	36.4	36	12.1	18.2	48.5	21.2

a/ Includes opinions of all female officers.

Source: Sample Survey, Personnel Statistics Division, Directorate of Statistical Services, DCS/Comptroller.

QUARTERS, BY SELECTED CHARACTERISTICS AND ATTITUDES, WORLDWIDE - 28 FEB 1957 (CONTINUED)

MEDICAL SPECIALISTS CORPS					OTHER					SELECTED CHARACTERISTICS AND ATTITUDES
Strength	Consider Government Quarters Adequate				Strength	Consider Government Quarters Adequate				
	Yes		No			Yes		No		
	Excel- lent	Ade- quate	Poor	Very Poor		Excel- lent	Ade- quate	Poor	Very Poor	
<u>119</u>	<u>8</u>	<u>35</u>	<u>41</u>	<u>35</u>	<u>18</u>	<u>2</u>	<u>2</u>	<u>9</u>	<u>5</u>	<u>OFFICER - TOTAL</u>
<u>100.0</u>	<u>6.7</u>	<u>29.4</u>	<u>34.5</u>	<u>29.4</u>	<u>100.0</u>	<u>11.1</u>	<u>11.1</u>	<u>50.0</u>	<u>27.8</u>	<u>PER CENT - TOTAL</u>
										<u>WHAT WOULD YOU RECOMMEND TO IMPROVE GOVERNMENT QUARTERS</u>
8	37.5	62.5	-	-	2	50.0	-	50.0	-	No Improvement Is Necessary
25	-	12.0	52.0	36.0	5	20.0	-	60.0	20.0	More Privacy
22	9.1	18.2	27.3	45.4	2	-	-	50.0	50.0	More Space In General
13	-	30.8	30.8	38.4	2	-	50.0	50.0	-	More Complete Or Better Furnishings
9	-	33.4	33.3	33.3	2	-	-	50.0	50.0	Better Bath And/Or Toilet Facilities
15	-	40.0	40.0	20.0	3	-	-	66.7	33.3	Better Or More Kitchen Facilities
2	-	50.0	50.0	-	-	-	-	-	-	Better Building Maintenance
3	-	66.7	33.3	-	-	-	-	-	-	Better Or More Storage Space
5	-	40.0	60.0	-	-	-	-	-	-	More Complete Laundry Facilities
5	20.0	60.0	-	20.0	-	-	-	-	-	Proper Control Of Heating And Cooling
9	11.1	11.1	33.3	44.5	1	-	-	-	100.0	Better Construction
1	-	100.0	-	-	-	-	-	-	-	Better Location
2	50.0	50.0	-	-	1	-	100.0	-	-	Other

TABLE 181- WAF AIRMEN BY GRADE, BY SELECTED CHARACTERISTICS AND ATTITUDES,
WORLDWIDE - 28 FEB 1957

(Table below is a new table)

SELECTED CHARACTERISTICS AND ATTITUDES	WAF AIRMAN STRENGTH	GRADE IN WHICH SERVING						
		Master Sergeant	Tech- nical Sergeant	Staff Sergeant	Airman First Class	Airman Second Class	Airman Third Class	Airman Basic
WAF AIRMEN - TOTAL	7,886	178	319	861	1,012	2,259	2,892	336
PER CENT - TOTAL	100.0	100.0	100.0	100.0	100.0	100.0	100.0	100.0
<u>EDUCATIONAL LEVEL</u>								
Grammar School (Did Not Graduate)	0.2	0.5	0.7	1.0	-	-	-	-
Grammar School Graduate	1.8	4.3	3.3	2.1	0.6	1.4	2.3	0.8
High School (Did Not Graduate)	3.6	8.1	9.1	4.5	3.6	3.1	3.2	2.0
High School Graduate	75.4	45.7	53.6	66.7	73.9	78.0	80.7	82.1
College, Less Than Two Years	12.3	18.8	17.3	15.1	13.2	12.6	9.7	11.0
College, Two Years Or More, No Degree	5.0	17.2	11.1	8.1	6.2	3.8	3.3	3.1
Baccalaureate Or Equivalent	1.5	3.8	3.9	2.2	2.5	1.1	0.8	1.0
Law Degree	0.1	0.5	0.3	0.1	-	-	-	-
Masters Degree	0.1	1.1	0.7	0.2	-	-	-	-
Doctorate Degree	-	-	-	-	-	-	-	-
<u>AGE</u>								
18 Years And Younger	10.8	-	-	-	0.1	1.7	24.1	40.3
19 Years Of Age	19.8	-	-	-	0.8	22.0	35.0	27.0
20 Years	15.8	-	-	0.1	12.5	28.2	15.0	12.5
21 Years	10.8	-	-	0.5	19.3	15.4	9.3	8.7
22 Years	7.4	-	0.3	4.3	16.0	9.8	5.0	3.1
23 Years	5.0	-	0.3	7.0	13.0	5.5	2.2	2.0
24 Years	4.3	-	0.6	10.5	7.0	4.4	2.4	1.3
25 Years	3.7	-	2.3	10.5	6.1	3.1	2.0	1.0
26 Years	2.9	-	2.0	7.8	5.0	2.7	1.1	1.5
27 Through 29 Years	5.1	-	3.3	17.5	9.0	3.4	2.2	1.5
30 Through 34	5.5	3.8	21.0	17.9	7.8	3.3	1.5	0.8
35 Through 39	3.3	19.9	20.3	11.2	3.0	0.5	0.2	0.3
40 Through 44	2.0	23.1	16.3	5.7	0.3	-	-	-
45 Years And Older	3.6	53.2	33.6	7.0	0.1	-	-	-
<u>LEGAL DEPENDENTS</u>								
No Dependents	91.9	81.2	82.4	85.2	90.3	93.6	94.3	97.9
1 Dependent	6.5	16.1	13.7	11.2	7.9	5.2	4.8	2.1
2 Dependents	1.2	2.7	3.3	2.7	1.5	0.9	0.7	-
3 Dependents	0.3	-	0.3	0.8	0.2	0.2	0.2	-
4 Or More Dependents	0.1	-	0.3	0.1	0.1	0.1	-	-
<u>SUBSISTENCE ALLOWANCE</u>								
No Subsistence Allowance	79.9	18.4	30.8	43.6	82.2	85.6	93.7	99.5
\$1.00 Per Day	17.2	72.4	60.9	48.0	15.0	12.5	5.2	0.5
\$1.00 Per Day Plus Extra Meals	0.5	1.1	1.3	1.1	0.7	0.4	0.3	-
\$2.57 Or \$3.42 Per Day	1.1	4.9	4.3	6.0	0.4	0.1	-	-
Payment For Meal Per Day	1.3	3.2	2.7	1.3	1.7	1.4	0.8	-
<u>QUARTERS ALLOWANCE</u>								
No Quarters Allowance, But Husband Receives It	10.4	9.8	8.3	10.5	13.9	13.5	7.9	1.5
No, Not Receiving It	84.1	58.7	67.9	69.4	82.2	84.4	91.1	97.7
No, But Government Quarters Are Provided For Family	0.4	4.9	0.6	0.7	0.5	0.2	0.1	0.5
Yes, Class Q Allotment For 1 Dependent	2.3	12.0	9.6	6.1	2.3	1.2	0.7	0.3
Yes, Class Q Allotment For 2 Dependents	0.3	0.5	2.0	0.9	0.1	0.2	0.1	-
Yes, Class Q Allotment For 3 Or More Dependents	-	-	-	-	-	0.1	-	-
Yes, \$51.30 Single Quarters	2.5	14.1	11.6	12.4	1.0	0.4	0.1	-

TABLE 181 - WAF AIRMEN BY GRADE, BY SELECTED CHARACTERISTICS AND ATTITUDES,
WORLDWIDE - 28 FEB 1957 (CONTINUED)

SELECTED CHARACTERISTICS AND ATTITUDES	WAF AIRMAN STRENGTH	GRADE IN WHICH SERVING						
		Master Sergeant	Techn- ical Sergeant	Staff Sergeant	Airman First Class	Airman Second Class	Airman Third Class	Airman Basic
<u>WAF AIRMEN - TOTAL</u>	<u>7,886</u>	<u>178</u>	<u>319</u>	<u>861</u>	<u>1,012</u>	<u>2,259</u>	<u>2,892</u>	<u>365</u>
<u>PER CENT - TOTAL</u>	<u>100.0</u>	<u>100.0</u>	<u>100.0</u>	<u>100.0</u>	<u>100.0</u>	<u>100.0</u>	<u>100.0</u>	<u>100.0</u>
<u>OVERSEAS STATION ALLOWANCE</u>								
No, Assigned Continental US	89.2	74.7	71.9	70.3	78.8	91.9	98.7	99.7
No, And An Overseas	8.4	21.5	21.3	20.3	17.2	6.8	1.1	0.3
Yes, For Subsistence Only	1.4	1.1	1.6	4.9	3.2	1.0	0.1	-
Yes, For Quarters Only	0.4	1.6	1.6	1.7	0.4	0.1	-	-
Yes, For Both Quarters And Subsistence . .	0.6	1.1	3.6	2.8	0.4	0.2	0.1	-
<u>WORKING IN PRIMARY CAREER FIELD</u>								
Unassigned At Present	9.9	1.1	2.3	2.6	1.2	1.9	24.7	8.9
Yes	75.2	80.5	82.5	83.6	88.5	87.3	66.0	6.4
No, And Would Like To Work In It	3.2	9.2	7.0	5.8	3.5	3.1	1.9	-
No, And Do Not Wish To Work In It	5.3	9.2	7.9	7.9	6.7	6.7	2.6	1.8
Unclassified, Basic Airman, Or Attending School	6.4	-	0.3	0.1	0.1	1.0	4.8	82.9
<u>QUALIFIED FOR PRESENT SERVICE JOB (EXCLUDES UNASSIGNED, BASICS, IN SCHOOL)</u>								
Better Qualified For Job Than Any Other Service Job	55.9	52.8	56.0	58.2	58.0	60.4	48.5	57.1
Well Qualified For Job, And Am Also Well Qualified For Other Jobs	26.0	41.8	36.3	31.8	32.1	23.2	20.3	20.0
Not Well Qualified For Job As For Some Other Service Job	6.5	2.7	4.0	5.5	4.6	6.0	9.5	2.9
Not Well Qualified For Job, But Am Not Better Qualified For Some Other Job	1.5	-	0.3	1.0	0.2	1.5	2.8	-
Don't Know	10.1	2.7	3.4	3.5	5.1	8.9	18.9	20.0
<u>TYPE OF PERSONNEL YOU FEEL BEST SUITED TO PERFORM YOUR JOB (EXCLUDES UNASSIGNED, BASICS, IN SCHOOL)</u>								
WAF Airman	21.6	32.2	24.0	25.9	21.7	21.5	18.1	25.0
Male Airman	5.3	2.7	3.0	3.0	5.6	6.0	5.9	6.3
Either WAF Or Male Airman	68.9	60.1	72.0	67.3	69.0	67.5	71.7	65.6
Civilian	3.5	3.3	0.3	2.6	3.6	4.5	3.3	3.1
Officer	0.7	1.7	0.7	1.2	0.1	0.5	1.0	-
<u>ACTIVE FEDERAL MILITARY SERVICE</u>								
Less Than 12 Months	34.5	-	-	0.2	0.6	7.1	81.2	95.4
12 Through 23 Months	24.9	-	-	0.6	3.2	62.8	16.1	3.3
24 Through 35	14.9	-	-	0.5	49.1	25.7	1.7	0.7
36 Through 47	3.7	-	-	3.4	18.5	2.4	0.5	-
48 Through 95	13.2	1.6	16.3	72.8	27.4	1.9	0.3	0.3
96 Through 143	3.0	16.1	31.4	10.5	0.8	-	0.1	0.3
144 Months And Over	5.8	82.3	52.3	12.0	0.4	0.1	0.1	-
<u>FEDERAL MILITARY SERVICE, ACTIVE AND INACTIVE</u>								
Less Than 12 Months	34.5	-	-	0.2	0.6	7.1	81.0	95.2
12 Through 23 Months	24.9	-	-	0.6	3.2	62.8	16.0	3.3
24 Through 35	14.8	-	-	0.5	48.7	25.5	1.7	0.7
36 Through 47	3.7	-	-	3.2	18.5	2.3	0.6	-
48 Through 95	13.1	1.1	15.0	71.5	27.5	2.0	0.4	0.5
96 Through 143	3.0	14.6	31.1	10.8	1.0	0.1	0.1	0.3
144 Months And Over	6.0	84.3	53.9	13.2	0.5	0.2	0.2	-

TABLE 181 - WAF AIRMEN BY GRADE, BY SELECTED CHARACTERISTICS AND ATTITUDES,
WORLDWIDE - 28 FEB 1957 (CONTINUED)

SELECTED CHARACTERISTICS AND ATTITUDES	WAF AIRMAN STRENGTH	GRADE IN WHICH SERVING						
		Master Sergeant	Tech- nical Sergeant	Staff Sergeant	Airman First Class	Airman Second Class	Airman Third Class	Airman Basic
WAF AIRMEN - TOTAL	7,886	178	319	861	1,012	2,259	2,892	365
PER CENT - TOTAL	100.0	100.0	100.0	100.0	100.0	100.0	100.0	100.0
<u>REASON FOR ORIGINAL ENLISTMENT INTO THE AIR FORCE</u>								
Chance For Good Advancement	6.4	3.2	4.0	5.6	3.9	6.2	8.1	8.5
Security Offered By The Military	7.5	9.2	12.5	14.3	9.6	6.2	5.5	3.3
Wanted To Get Away From Home And Be On My Own	9.3	1.1	2.0	5.9	10.0	12.4	9.8	4.9
Career Opportunities	15.9	5.9	11.9	14.4	13.2	14.7	18.1	26.7
Pay Level Plus Benefits	0.6	2.2	1.6	1.2	0.4	0.3	0.4	0.8
Travel	13.7	5.4	4.9	16.0	16.1	16.5	12.1	8.2
Satisfactory Civilian Employment Was Not Available Then	3.9	1.1	1.6	3.1	4.9	4.7	3.9	1.8
Felt The Air Force Needed Me	3.5	23.2	15.8	4.6	2.7	1.3	2.4	2.6
Felt I Could Be More Effective In The Military	5.3	21.1	17.1	5.9	4.4	3.5	4.0	6.9
Liked The Idea Of Service Life	8.1	11.4	10.2	10.1	9.1	8.0	6.7	7.5
Prestige Of Being In The Service	1.2	2.2	1.6	1.2	1.1	1.3	1.1	0.3
Opportunities For Education	16.7	0.5	2.0	9.8	16.8	15.8	21.6	24.9
Other Reasons	7.9	13.5	14.8	7.9	7.8	9.1	6.3	3.6
<u>AIR FORCE ENLISTMENTS</u>								
On First Enlistment, With No Other Active Duty Service Time	74.3	-	-	1.2	55.2	95.1	98.4	99.4
On First AF Enlistment, With Some Other Active Duty Service (WAC, WAVES, Marines, Or Spars)	1.6	9.1	3.6	3.5	3.0	1.2	0.5	0.3
Second Or Later Air Force Enlistment	24.1	90.9	96.4	95.3	41.8	3.7	1.1	0.3
<u>PRESENT AIR FORCE PLANS</u>								
Active Duty Until Retirement	11.6	85.5	64.4	28.3	8.1	2.9	4.1	4.1
Reenlist One (Or More) Times	11.5	2.2	6.9	9.0	10.8	10.8	12.7	23.5
Separate When Current Enlistment Ends	32.7	3.2	7.8	21.1	38.7	40.4	34.3	21.7
Separate Immediately, If Possible	14.9	0.5	3.3	9.7	15.2	19.3	16.3	8.4
Undecided	29.3	8.6	17.6	31.9	27.2	26.6	32.6	42.3
<u>CIVILIAN PLANS (EXCLUDES REMAINING IN AIR FORCE OR UNDECIDED)</u>								
Full-Time School	8.7	-	5.7	8.6	15.4	8.9	6.2	7.5
Both School And Work	15.4	4.0	7.1	14.2	21.4	16.3	13.2	12.7
Job Same As Air Force Background	15.5	20.0	18.6	17.8	13.3	15.2	14.9	26.1
Job Different From Air Force Background	6.8	-	1.4	7.6	6.2	7.3	7.1	3.0
Going Into Business For Self	1.2	12.0	8.6	4.0	1.6	0.9	0.4	0.8
Keeping House, Raising A Family	27.9	4.0	14.3	20.1	22.1	28.1	33.4	21.6
Undecided As To Civilian Plans	20.7	52.0	32.9	23.4	17.2	20.3	20.7	21.6
Other	3.8	8.0	11.4	4.3	2.8	3.0	4.1	6.7
<u>AIR FORCE CAREER ADVANTAGES SUPERIOR TO THOSE OF CIVILIAN LIFE</u>								
Yes	36.3	43.0	41.8	34.7	25.1	26.6	42.9	71.7
No	25.9	10.2	17.3	22.1	35.5	34.0	21.3	8.4
Both About Equal	24.7	35.0	28.5	28.9	24.4	25.9	23.2	11.7
No Opinion	13.1	11.8	12.4	14.3	15.0	13.5	12.6	8.2

TABLE 181- WAF AIRMEN BY GRADE, BY SELECTED CHARACTERISTICS AND ATTITUDES,
WORLDWIDE - 28 FEB 1957 (CONTINUED)

SELECTED CHARACTERISTICS AND ATTITUDES	WAF AIRMAN STRENGTH	GRADE IN WHICH SERVING						
		Master Sergeant	Techn- nical Sergeant	Staff Sergeant	Airman First Class	Airman Second Class	Airman Third Class	Airman Basic
<u>WAF AIRMEN - TOTAL</u>	<u>7,886</u>	<u>178</u>	<u>319</u>	<u>861</u>	<u>1,012</u>	<u>2,259</u>	<u>2,892</u>	<u>365</u>
<u>PER CENT - TOTAL</u>	<u>100.0</u>	<u>100.0</u>	<u>100.0</u>	<u>100.0</u>	<u>100.0</u>	<u>100.0</u>	<u>100.0</u>	<u>100.0</u>
<u>FEATURE RECOMMENDED FOR CHANGE OR IMPROVEMENT IN THE AIR FORCE</u>								
Working Conditions In General	6.5	2.7	4.6	5.9	6.8	8.0	6.0	4.4
Present Job Assignments	5.8	5.9	3.3	6.5	4.8	4.8	6.9	6.4
Food	5.1	0.5	0.7	2.4	4.9	5.8	5.4	10.7
Prestige Of Military Women	10.0	12.9	12.6	8.3	13.2	10.1	8.8	9.2
WAF Uniforms	6.6	10.8	9.3	8.6	7.1	6.4	5.6	4.6
Housing	9.1	12.9	9.3	9.9	8.4	9.7	9.2	3.1
Utilization Of WAF	4.0	15.6	8.6	6.6	4.3	2.9	2.7	3.1
Recreational Facilities	3.5	0.5	0.6	2.0	2.9	3.1	5.1	4.4
Off Duty Educational Programs	1.4	-	-	0.1	1.6	1.0	1.5	6.6
Pay	11.3	8.6	8.3	10.2	9.5	13.1	12.0	7.7
Privileges And Authority Of NCO's Frequency Of Movements For Married Personnel	1.9	17.7	9.3	5.8	0.6	0.4	0.5	1.5
Travel Or Reassignments To Different Bases	1.2	1.6	0.3	1.1	0.8	0.9	1.7	0.5
Promotion Opportunities	19.5	2.7	9.3	10.9	19.0	20.3	23.9	23.0
Other	11.2	3.8	19.2	18.9	13.8	11.3	8.1	5.4
None Of The Above Need Improvement	1.1	1.1	2.3	1.5	1.6	1.2	0.6	1.0
1.8	2.7	2.3	1.3	0.7	1.0	2.0	8.4	
<u>MOST IMPORTANT ADVANTAGES TODAY OF AN AIR FORCE CAREER</u>								
No Important Advantages To Me	15.4	8.6	8.9	15.4	20.1	20.0	12.1	5.6
Women Generally Better Accepted In Military Jobs Than Civilian Jobs	2.7	-	2.6	2.6	1.9	2.0	3.6	4.1
Prestige Of Being In Service	3.5	3.8	3.6	2.7	2.2	3.4	4.4	3.6
Opportunities For Education	21.6	7.5	7.9	13.0	19.5	21.4	27.2	28.1
General Satisfaction Of Service Life	8.2	14.5	16.6	9.3	7.3	8.1	7.1	6.9
Opportunity For Promotion	1.6	-	0.7	1.2	1.8	1.5	2.0	2.1
Security Offered By The Military	19.1	38.2	30.5	28.3	22.2	18.4	14.5	6.9
Career Opportunities	13.0	10.2	10.9	9.6	10.4	10.2	15.0	31.7
Pay Level Plus Benefits	1.9	6.4	8.3	3.0	1.2	1.0	1.5	1.0
Travel	9.4	3.8	4.0	9.6	9.7	10.0	10.0	9.0
Other Reasons	3.6	7.0	6.0	5.3	3.7	4.0	2.6	1.0
<u>PRESENT TERM OF ENLISTMENT</u>								
Three Year Enlistment	81.3	9.1	15.5	34.1	74.6	96.1	97.5	98.0
Four Year Enlistment	4.9	9.2	9.2	19.8	10.4	1.5	0.6	0.5
Six Year Enlistment	11.5	64.5	62.4	43.6	14.3	1.4	0.3	0.5
Indefinite Enlistment	2.3	17.2	12.9	2.5	0.7	1.0	1.6	1.0
<u>DATE PRESENT TERM OF ENLISTMENT STARTED</u>								
Prior To 1 July 1949	0.3	1.1	1.6	0.7	0.1	0.1	0.1	-
1 July 1949 To 30 June 1950	0.2	2.7	2.3	-	0.1	-	0.1	-
1 July 1950 To 30 June 1951	0.6	3.8	5.3	2.3	0.3	-	0.1	-
1 July 1951 To 30 June 1952	1.4	9.8	10.5	5.0	0.7	-	0.1	-
1 July 1952 To 30 June 1953	1.2	8.7	5.6	3.3	2.9	0.2	-	-
1 July 1953 To 30 June 1954	5.5	6.0	10.5	7.3	22.2	3.5	0.3	0.3
1 July 1954 To 30 June 1955	24.1	39.1	33.9	42.2	39.7	35.0	3.2	1.8
1 July 1955 To 30 June 1956	37.3	22.8	22.4	31.5	19.8	56.3	37.3	4.8
After 30 June 1956	29.4	6.0	7.9	7.7	14.2	4.9	58.8	93.1

TABLE 181- WAF AIRMEN BY GRADE, BY SELECTED CHARACTERISTICS AND ATTITUDES,
WORLDWIDE - 28 FEB 1957 (CONTINUED)

SELECTED CHARACTERISTICS AND ATTITUDES	WAF AIRMAN STRENGTH	GRADE IN WHICH SERVING						
		Master Sergeant	Tech- nical Sergeant	Staff Sergeant	Airman First Class	Airman Second Class	Airman Third Class	Airman Basic
<u>WAF AIRMEN - TOTAL</u>	<u>7,886</u>	<u>178</u>	<u>319</u>	<u>861</u>	<u>1,012</u>	<u>2,259</u>	<u>2,892</u>	<u>365</u>
<u>PER CENT - TOTAL</u>	<u>100.0</u>	<u>100.0</u>	<u>100.0</u>	<u>100.0</u>	<u>100.0</u>	<u>100.0</u>	<u>100.0</u>	<u>100.0</u>
<u>DATE FIRST ENTERED THE AIR FORCE ON ACTIVE DUTY</u>								
Prior To 1 July 1949	8.4	93.5	75.8	20.6	1.7	0.3	0.5	1.3
1 July 1949 To 30 June 1950	1.6	2.7	10.1	8.5	0.4	0.1	0.1	-
1 July 1950 To 30 June 1951	3.3	2.7	9.2	22.4	2.0	0.2	0.1	-
1 July 1951 To 30 June 1952	4.8	-	2.0	28.0	9.5	0.6	0.4	0.2
1 July 1952 To 30 June 1953	4.7	0.6	1.6	15.8	17.5	1.3	0.2	-
1 July 1953 To 30 June 1954	6.1	-	-	3.1	32.6	4.2	0.4	0.3
1 July 1954 To 30 June 1955	16.0	-	-	0.6	31.7	35.4	3.1	1.8
1 July 1955 To 30 June 1956	29.5	0.5	1.0	0.5	3.2	54.9	36.9	4.3
After 30 June 1956	25.6	-	0.3	0.5	1.4	3.0	58.3	92.1
<u>SERVICE IN ANOTHER WOMEN'S MILITARY ORGANIZATION</u>								
No, Only In WAF	90.0	5.4	23.0	74.0	94.9	98.4	99.3	100.0
Yes, WAC Only	5.0	38.2	42.6	13.1	2.6	0.7	0.5	-
Yes, WAC Plus WAAC	4.0	55.4	30.5	10.0	0.9	0.1	0.1	-
Yes, WAC Plus WAVES, Marines Or SPARS	0.1	0.5	0.3	-	0.1	0.1	-	-
Yes, WAVES, Marines, Or SPARS Only	0.9	0.5	3.6	2.9	1.5	0.7	0.1	-
<u>LENGTH OF SERVICE IN WAAC (WAAC SERVICE ONLY)</u>								
Less Than 3 Months	12.7	7.5	13.5	11.0	22.2	100.0	100.0	-
3 Through 4 Months	10.8	5.7	16.7	13.4	11.1	-	-	-
5 Through 6 Months	25.0	19.8	30.2	30.5	55.6	-	-	-
7 Through 8 Months	17.9	26.4	12.5	17.1	11.1	-	-	-
9 Through 10 Months	16.0	21.7	15.6	15.9	-	-	-	-
11 Through 12 Months	13.0	14.2	10.4	8.5	-	-	-	-
13 Through 14 Months	4.6	4.7	1.1	3.6	-	-	-	-
<u>MARITAL STATUS</u>								
Never Married	79.8	46.2	60.3	69.8	78.6	79.8	86.2	95.4
Married, Husband Is A Civilian	1.7	5.4	4.3	2.1	1.5	1.6	1.5	-
Married, Husband Is An Officer	0.1	-	-	0.2	0.1	0.1	0.1	-
Married, Husband Is An Enlisted Man	10.8	16.7	12.8	14.5	13.5	13.5	7.1	0.3
Divorced	6.2	23.7	16.4	10.3	5.7	4.3	4.5	3.3
Legally Separated	0.5	1.6	2.0	0.9	0.2	0.4	0.2	0.5
Widowed	0.9	6.4	4.2	2.2	0.4	0.3	0.4	0.5
<u>ANTICIPATE REQUESTING SEPARATION FOR REASON OF MARRIAGE</u>								
<u>Not Now Married, But If I Were:</u>								
Would NOT Request Separation	15.0	27.0	24.8	17.4	14.2	13.1	12.6	24.4
Would Request Discharge	19.3	9.2	15.0	16.7	23.6	24.2	17.2	9.8
Would Request Discharge Only If Long Separated From Husband	19.2	17.0	23.6	21.6	22.2	19.0	17.7	16.7
Leave Only In Event Of Pregnancy	20.8	12.8	8.3	16.1	13.8	17.0	28.5	29.6
Undecided	25.7	34.0	28.3	28.2	26.2	26.7	24.0	19.5
<u>Am Married, And:</u>								
Do Not Intend To Separate Solely On The Basis Of Marriage	20.4	53.9	41.2	29.2	24.3	15.6	9.5	-
Expect To Request Discharge Due To Marriage	23.6	-	3.9	8.0	15.7	35.1	29.7	33.3
Would Request Discharge Only If Long Separated From Husband	20.4	33.3	31.4	33.6	22.9	14.9	14.4	-
Leave Only In Event Of Pregnancy	23.8	7.7	15.7	18.2	25.7	20.7	34.7	66.7
Undecided	11.8	5.1	7.8	11.0	11.4	13.7	11.7	-

TABLE 181- WAF AIRMEN BY GRADE, BY SELECTED CHARACTERISTICS AND ATTITUDES,
WORLDWIDE - 28 FEB 1957 (CONTINUED)

SELECTED CHARACTERISTICS AND ATTITUDES	WAF AIRMAN STRENGTH	GRADE IN WHICH SERVING						
		Master Sergeant	Tech- nical Sergeant	Staff Sergeant	Airman First Class	Airman Second Class	Airman Third Class	Airman Basic
WAF AIRMEN - TOTAL	7,886	178	319	861	1,012	2,259	2,892	365
PER CENT - TOTAL	100.0	100.0	100.0	100.0	100.0	100.0	100.0	100.0
<u>ADEQUACY OF GOVERNMENT PROVIDED QUARTERS</u>								
Do Not Live In Government Quarters	(12.2)	(30.6)	(26.1)	(27.8)	(13.3)	(11.1)	(6.1)	(1.3)
Live In Government Quarters	(87.8)	(69.4)	(73.9)	(72.2)	(86.7)	(88.9)	(93.9)	(98.7)
Yes, They Are Excellent	11.1	21.3	20.5	13.8	11.2	10.3	8.3	18.1
Yes, They Are Good	52.0	33.8	46.4	44.7	53.0	51.9	52.0	70.5
No, Not For A WAF Of My Grade	4.8	25.2	14.8	14.3	3.3	2.9	2.9	1.8
No, Not For Any WAF	20.0	11.0	8.5	17.4	19.8	21.6	23.6	4.4
No, Not For Any Airman (Male Or Female)	12.1	8.7	9.8	9.8	12.7	13.3	13.2	5.2
<u>REASON GOVERNMENT PROVIDED QUARTERS ARE NOT CONSIDERED ADEQUATE</u>								
Do Not Live In Government Quarters	(12.2)	(30.6)	(26.1)	(27.8)	(13.3)	(11.1)	(6.1)	(1.3)
No Improvement Is Necessary	(22.3)	(19.1)	(22.4)	(19.7)	(22.4)	(19.8)	(21.1)	(50.8)
Government Quarters Inadequate:	(65.5)	(50.3)	(51.5)	(52.5)	(64.3)	(69.1)	(72.8)	(47.9)
Lack Of Privacy	23.7	19.1	17.1	20.2	19.1	21.5	29.2	20.0
Overcrowding	20.8	6.7	12.5	16.5	22.3	26.9	19.4	5.3
WAF Dormitories Are In An Inconvenient Or Unsatisfactory Location	5.4	2.3	6.2	6.3	8.4	5.5	4.7	1.6
Inadequate Furnishings	4.9	7.9	11.7	8.6	4.9	2.9	4.7	5.3
Inadequate Bath And/Or Toilet Facilities	2.5	5.6	3.4	4.2	3.1	1.8	2.0	3.2
Inadequacy, Or Lack Of Kitchen Facilities	6.7	15.7	8.9	6.9	7.9	7.1	5.5	5.3
Building Is Generally Run Down	11.0	18.0	13.7	15.1	9.7	10.8	10.9	4.2
Inadequacy, Or Lack Of A Place To Entertain Friends Or Relatives	7.2	6.7	10.3	6.5	8.2	7.1	7.2	4.2
Inadequacy, Or Lack Of Storage Space	3.8	4.5	4.1	3.1	4.4	4.5	3.4	1.0
Inadequacy, Or Lack Of Laundry Facilities	4.3	3.4	5.5	4.2	3.3	3.2	3.1	26.8
Poor Heating	7.6	3.4	2.7	5.6	6.1	7.1	8.0	22.6
Other Reasons	2.1	6.7	4.1	2.8	2.6	1.6	1.9	0.5
<u>AUTHORIZED TO OCCUPY JOINT QUARTERS WITH HUSBAND</u>								
Never Married, Divorced, Separated Or Widowed	(87.4)	(77.9)	(82.9)	(83.2)	(84.9)	(84.8)	(91.3)	(99.7)
Married:	(12.6)	(22.1)	(17.1)	(16.8)	(15.1)	(15.2)	(8.7)	(0.3)
Am Married, But Husband Is Not In Military Service	12.6	15.9	20.4	14.8	10.0	9.6	15.8	-
Husband Is In Service, But Not Located In This Vicinity	24.2	13.6	24.1	20.4	16.0	24.9	33.3	28.6
Husband Is In Service Locally, But We Are Not Authorized To Occupy Joint Quarters	3.8	2.3	1.8	3.5	3.3	2.6	5.1	57.1
We Are Authorized To Occupy Jointly: Government Family-Type Quarters	8.4	29.6	20.4	12.7	12.7	3.2	3.2	14.3
Off-Base With Single Quarters Allowance In My Own Right	12.5	6.8	11.1	13.4	12.0	12.5	14.4	-
Off-Base, But Not With Quarters Allowance In My Own Right	38.5	31.8	22.2	35.2	46.0	47.2	28.2	-
<u>WHERE OFF-DUTY TIME IS SPENT</u>								
Mostly On-Base	34.9	26.4	25.5	21.3	28.7	32.3	37.8	86.5
Mostly Off-Base	25.2	29.0	35.1	34.8	28.3	28.1	20.0	4.3
Evenly Divided Between On-Base And Off-Base	39.9	44.6	39.4	43.9	43.0	39.6	42.2	9.2

TABLE 181 WAF AIRMEN BY GRADE, BY SELECTED CHARACTERISTICS AND ATTITUDES,
WORLDWIDE - 28 FEB 1957 (CONTINUED)

SELECTED CHARACTERISTICS AND ATTITUDES	WAF AIRMAN STRENGTH	GRADE IN WHICH SERVING						
		Master Sergeant	Tech- nical Sergeant	Staff Sergeant	Airman First Class	Airman Second Class	Airman Third Class	Airman Basic
WAF AIRMEN - TOTAL	7,886	178	319	861	1,012	2,259	2,892	365
PER CENT - TOTAL	100.0	100.0	100.0	100.0	100.0	100.0	100.0	100.0
<u>ON-BASE ACTIVITIES IN WHICH PARTICIPATING MOST</u>								
Service Club Activities	6.9	2.2	1.0	1.1	2.7	4.9	11.4	18.5
Dramatic Groups Or Entertainment Activity	0.6	-	0.7	1.2	0.5	0.7	0.3	1.5
Movies	27.9	15.8	17.8	22.1	32.2	30.1	30.7	11.8
Gymnasium	3.5	0.5	1.0	4.1	4.5	3.7	3.1	3.6
Outdoor Athletics	3.7	2.2	3.0	4.9	5.2	3.8	2.4	6.7
Library	4.4	8.7	8.6	3.8	5.6	4.3	3.6	3.6
Base Swimming Pool Or Beach	3.5	2.2	2.3	2.7	3.9	4.2	3.1	4.6
After-Hours Civilian Educational Facilities	1.6	4.3	4.0	2.6	2.2	1.4	0.9	1.3
Religious Activities	4.8	9.8	8.3	5.4	3.4	4.4	3.7	11.3
Welfare Activities	0.1	0.5	0.3	-	-	0.1	0.1	-
Airmen's Club	2.4	0.5	0.3	0.3	0.8	1.1	5.0	3.9
NCO Club	5.3	11.4	10.2	11.9	5.0	5.5	2.7	0.3
Hobby Shop	0.5	2.7	1.3	0.4	0.3	0.6	0.2	0.5
In Barracks Or Dayroom	18.2	19.6	19.8	16.7	17.6	18.8	17.9	19.8
None Of The Above	7.9	7.6	12.5	11.4	7.7	8.5	5.5	10.3
Use Several (Or All) Of The Above About Equally	8.7	12.0	8.9	11.4	8.4	7.9	9.4	2.3
<u>OFF-BASE ACTIVITIES IN WHICH PARTICIPATING MOST</u>								
Movies Or Theatres	22.6	7.5	10.9	19.3	23.2	24.1	25.5	17.6
Dramatic Groups Or Entertainment Activity	0.5	1.1	0.7	0.7	0.6	0.3	0.4	1.5
Recreation Centers, Amusement Parks, Swimming Pools, Etc.	5.7	2.1	3.0	6.0	5.1	5.2	5.5	15.3
Libraries Or Museums	1.5	1.6	3.0	1.5	1.2	0.9	1.5	4.6
Sightseeing, Shopping, Etc., In Town	27.2	36.6	38.9	27.9	24.1	24.6	28.3	28.4
After-Hours Civilian Educational Facilities	1.4	5.9	3.0	2.1	1.5	1.3	0.7	0.8
Religious Activities	2.9	5.4	5.6	1.5	3.1	3.1	2.7	2.6
Welfare Activities	0.2	-	1.3	0.3	0.1	0.1	-	-
Visiting Offbase Friends	12.3	12.4	13.3	15.5	13.8	14.8	9.6	3.1
Dances	6.9	1.1	0.7	1.8	6.9	6.8	9.4	9.2
Go See Athletic Events	1.3	0.5	1.3	1.7	2.1	1.0	1.1	1.8
Community Social Clubs	0.6	2.1	0.7	0.7	0.2	0.8	0.5	0.3
None Of The Above	7.0	8.6	7.0	7.3	7.3	6.4	6.6	11.2
Use Several (Or All) Of The Above About Equally	9.9	15.1	10.6	13.7	10.8	10.6	8.2	3.6
<u>ON WHICH TYPE OF SPORTS ACTIVITY SHOULD THE WAF PUT GREATER EMPHASIS</u>								
Team Sports (Basketball, Softball, etc.)	28.2	15.6	20.7	28.0	29.5	29.5	29.5	21.7
Individual Sports (Tennis, Golf, etc.)	18.6	18.3	17.7	17.9	19.4	16.8	17.5	34.7
Both About Equally	37.8	50.0	41.3	37.1	37.0	37.7	37.6	35.2
Don't Know	15.4	16.1	20.3	17.0	14.1	16.0	15.4	8.4
<u>SERVE ON A "KP" DETAIL DURING THE PAST SEVEN DAYS</u>								
Yes	11.9	1.1	1.0	2.3	6.3	12.5	20.3	3.3
No	88.1	98.9	99.0	97.7	93.7	87.5	79.7	96.7

TABLE 181 - WAF AIRMEN BY GRADE, BY SELECTED CHARACTERISTICS AND ATTITUDES,
WORLDWIDE - 28 FEB 1957 (CONTINUED)

SELECTED CHARACTERISTICS AND ATTITUDES	WAF AIRMAN STRENGTH	GRADE IN WHICH SERVING						
		Master Sergeant	Techn- nical Sergeant	Staff Sergeant	Airman First Class	Airman Second Class	Airman Third Class	Airman Basic
WAF AIRMEN - TOTAL	7,886	178	319	861	1,012	2,259	2,892	365
PER CENT - TOTAL	100.0	100.0	100.0	100.0	100.0	100.0	100.0	100.0
<u>FREQUENCY OF "KP" DETAIL DURING RECENT MONTHS</u>								
Not At All During Recent Months	65.7	98.9	98.1	97.7	79.8	57.1	46.5	91.1
More Often Than Once A Week	1.1	-	0.3	0.8	0.1	0.4	2.4	1.5
About Once A Week	2.4	-	-	0.1	0.3	0.3	6.5	1.3
About Once In Two Weeks	4.5	-	0.3	0.1	1.9	2.5	10.3	1.3
About Once In Four Weeks	18.0	0.5	1.0	1.1	14.7	28.2	21.8	2.5
About Once In Eight Weeks	5.1	-	-	0.1	2.2	7.7	7.2	1.0
Less Often Than Once In Eight Weeks	3.2	0.6	0.3	0.1	1.0	3.8	5.3	1.3
<u>PERSON FROM WHOM YOU SEEK ASSISTANCE ON YOUR MOST INTIMATE PERSONAL PROBLEMS</u>								
Male Squadron Commander	3.0	7.6	9.5	4.8	4.0	2.9	1.2	1.8
Female Squadron Commander Or WAF Advisor	10.8	25.5	17.4	15.3	10.7	9.2	9.5	6.9
Other WAF Officer	0.7	-	1.3	1.1	-	0.8	0.7	0.5
WAF First Sergeant Or WAF NCOIC	5.6	3.8	5.3	3.8	4.0	4.9	8.0	3.1
Chaplain	13.6	7.6	5.9	8.2	10.1	12.9	16.7	26.3
Job Supervisor	2.3	0.5	3.9	1.6	2.1	2.1	1.6	9.0
Husband	7.5	9.8	8.9	10.7	9.9	9.0	5.1	-
Parents	16.2	8.2	8.9	9.8	16.0	17.6	18.6	17.4
A Friend	24.3	11.4	14.5	24.7	25.6	26.0	24.7	21.5
Other	2.7	2.2	4.0	3.4	2.2	2.9	2.2	4.0
No One	13.3	23.4	20.4	16.6	15.4	11.7	11.7	9.5
<u>HOW HELPFUL DO YOU FEEL THE COUNSELING YOU RECEIVE HAS BEEN</u>								
Very Helpful	37.9	33.2	30.9	34.4	36.0	40.6	39.3	34.8
Slightly Helpful	9.7	2.7	5.6	7.9	10.4	11.9	9.3	7.9
Of No Help	2.8	0.5	2.0	2.3	3.4	2.7	3.1	2.3
Have Neither Asked For Nor Needed Such Counseling	49.6	63.6	61.5	55.4	50.2	44.8	48.3	55.0
<u>PERSON FROM WHOM YOU SEEK ASSISTANCE ON OTHER THAN YOUR MOST INTIMATE PERSONAL PROBLEMS</u>								
Male Squadron Commander	9.5	18.6	14.1	16.5	12.4	10.0	5.7	2.0
Female Squadron Commander Or WAF Advisor	23.7	31.2	30.0	24.8	24.7	23.9	21.8	20.2
Other WAF Officer	1.5	0.5	1.3	2.0	1.6	1.0	1.6	3.0
WAF First Sergeant Or NCOIC	12.7	3.3	6.6	8.7	10.7	11.9	16.2	18.2
Chaplain	16.0	3.8	8.5	7.3	10.6	16.0	22.6	17.7
Legal Officer	1.3	2.7	2.9	1.5	0.6	0.9	1.2	2.8
Job Supervisor	8.9	4.9	7.2	8.2	10.6	9.1	6.6	22.5
Husband	2.0	3.3	3.3	3.7	2.3	2.3	1.2	-
Parents	8.1	2.2	2.9	3.8	8.4	8.6	10.7	4.9
A Friend	6.2	4.4	3.9	8.5	8.0	6.9	4.9	3.3
Other	2.7	6.0	4.6	5.2	2.6	2.4	1.7	2.8
No One	7.4	19.1	14.7	9.8	7.5	7.0	5.8	2.6

TABLE 181- WAF AIRMEN BY GRADE, BY SELECTED CHARACTERISTICS AND ATTITUDES
WORLDWIDE - 28 FEB 1957 (CONTINUED)

SELECTED CHARACTERISTICS AND ATTITUDES	WAF AIRMAN STRENGTH	GRADE IN WHICH SERVING						
		Master Sergeant	Tech- nical Sergeant	Staff Sergeant	Airman First Class	Airman Second Class	Airman Third Class	Airman Basic
<u>WAF AIRMEN - TOTAL</u>	<u>7,886</u>	<u>178</u>	<u>319</u>	<u>861</u>	<u>1,012</u>	<u>2,259</u>	<u>2,892</u>	<u>365</u>
<u>PER CENT - TOTAL</u>	<u>100.0</u>	<u>100.0</u>	<u>100.0</u>	<u>100.0</u>	<u>100.0</u>	<u>100.0</u>	<u>100.0</u>	<u>100.0</u>
<u>HOW HELPFUL DO YOU FEEL THIS COUNSELING YOU RECEIVE HAS BEEN</u>								
Very Helpful	36.4	37.2	35.6	38.0	39.3	38.7	34.4	25.6
Slightly Helpful	10.6	2.7	7.2	12.9	12.8	13.1	8.4	6.6
Of No Help	2.3	1.6	1.3	1.8	2.0	2.6	2.4	2.6
Have Never Asked For Nor Needed Such Counseling	50.7	58.5	55.9	47.3	45.9	45.6	54.8	65.2
<u>ELIGIBILITY FOR OFFICER CANDIDATE SCHOOL (OCS)</u>								
Yes, Eligible	19.9	-	5.2	22.7	40.0	27.6	9.8	5.4
No, Because Of Age Limitations	32.2	75.7	66.3	44.2	20.2	26.0	31.4	29.8
No, Because Of Educational Requirements	10.3	1.1	2.0	7.4	12.0	11.4	11.6	8.2
No, Because Of Age And Education	12.8	21.6	23.2	15.9	5.0	8.1	15.6	21.9
No, Not Until Completing One Year Of Service	4.9	-	-	-	0.2	1.5	9.7	21.7
Don't Know	19.9	1.6	3.3	9.8	22.6	25.4	21.9	13.0
<u>INTERESTED IN APPLYING FOR OCS (INCLUDES ELIGIBLES AND INELIGIBLES)</u>								
Yes, Have Application Pending	1.1	-	0.7	1.2	0.9	1.3	1.0	1.8
Yes, During 1957	8.8	12.9	6.6	9.3	7.7	8.8	9.4	5.6
Yes, In 1958 Or Later	10.6	1.1	2.3	3.1	5.7	7.7	15.1	37.0
No, Not Interested	54.6	68.8	71.7	66.7	62.2	58.5	45.5	26.3
Undecided	24.9	17.2	18.7	19.7	23.5	23.7	29.0	29.3
<u>REASON FOR NOT BEING INTERESTED IN APPLYING FOR OCS (EXCLUDES INTERESTED AND UNDECIDED)</u>								
Feel That I Couldn't Meet Qualifications	8.9	5.3	5.7	8.4	5.9	6.7	13.3	16.4
Separating From AF After Current Tour	33.0	0.8	4.0	16.3	36.2	43.9	36.1	31.2
Don't Want The Additional Responsibilities Of Being An Officer	1.5	0.8	1.3	0.5	0.6	1.5	2.1	4.1
Competition For OCS Is Too Strong	0.8	0.8	0.5	0.9	0.2	0.8	0.9	0.8
Prefer Being In Enlisted Status	21.0	45.4	52.2	41.5	20.0	14.4	11.9	13.1
Fear Failure During Training Period	1.0	-	-	0.3	0.5	1.0	1.9	1.6
Dislike Cadet System Of Training	0.8	-	0.4	2.5	0.6	0.8	0.5	-
Desire To Finish Enlistment And Go To College Under GI Bill	3.7	-	-	2.0	9.8	3.8	2.6	2.5
WAF Officers Should Have Higher Prestige	0.9	3.0	2.2	0.9	0.6	0.5	1.0	2.4
There Are More Advantages Job-Wise As An Enlisted Woman	5.0	24.2	14.9	9.5	5.9	1.9	2.0	3.3
Expect To Marry (Or Am Married To) An Enlisted Man	15.3	6.1	4.8	9.7	12.7	17.4	20.9	4.9
Other	8.1	13.6	14.0	7.5	7.0	7.3	6.8	19.7

Source: Sample Survey, Personnel Statistics Division, Directorate of Statistical Services, DCS/Comptroller.

SAMPLE SURVEY OF US AIR FORCE MILITARY PERSONNEL

AS OF 31 MAY 1957

SAMPLING VARIABILITY

The reliability of an estimated percentage depends upon both the size of the percentage and the size of the total on which it is based. The following tables provide the approximate sampling variability of estimated percentages, based on population totals of selected sizes.

If the estimated percentage is 2 or 98, 5 or 95, etc., (as indicated on the left index of the table), and the total (base figure) is 300, 500, etc., (as indicated on the top index of the table) then the changes are approximately 19 out of 20 that the difference (in percentage points), due to the sampling variability, between the estimated percentage and the percentage which would be available if all individuals had been interviewed, is less than:

OFFICERS (9.1% Sample)

ES- TIMATED PERCENTAGE \ BASE FIGURE	300	500	2,000	5,000	7,500	10,000	20,000	40,000	50,000	70,000	100,000	141,000
2 or 98	5.2	4.1	2.0	1.3	1.0	0.9	0.6	0.5	0.4	0.3	0.3	0.2
5 or 95	8.2	6.3	3.2	2.0	1.6	1.4	1.0	0.7	0.6	0.5	0.4	0.4
10 or 90	11.2	8.7	4.3	2.7	2.2	1.9	1.4	1.0	0.9	0.7	0.6	0.5
25 or 75	16.2	12.6	6.3	4.0	3.2	2.8	2.0	1.4	1.3	1.1	0.9	0.7
50	18.7	14.5	7.2	4.6	3.7	3.2	2.3	1.6	1.4	1.2	1.0	0.9

AIRMEN (4.5% Sample)

ES- TIMATED PERCENTAGE \ BASE FIGURE	1,000	2,500	5,000	7,500	10,000	25,000	50,000	75,000	100,000	250,000	400,000	774,941
2 or 98	4.2	2.6	1.8	1.5	1.3	0.8	0.6	0.5	0.4	0.3	0.2	0.1
5 or 95	6.5	4.0	2.9	2.3	2.0	1.3	0.9	0.7	0.6	0.5	0.3	0.2
10 or 90	9.0	5.6	3.9	3.2	2.8	1.8	1.2	1.0	0.9	0.6	0.4	0.3
25 or 75	13.0	8.0	5.7	4.6	4.0	2.6	1.8	1.5	1.3	0.9	0.6	0.5
50	14.9	9.3	6.5	5.3	4.6	2.9	2.1	1.7	1.5	1.0	0.7	0.5

EXAMPLE

To illustrate, 49.8 per cent of the 774,941 Airmen have never been married. The sampling variability is 0.5 per cent and the chances are about 19 out of 20 that the percentage obtained by a 100 per cent survey would be between 49.3 and 50.3 per cent.

SAMPLE SURVEY OF US AIR FORCE MILITARY PERSONNEL

COMMENTARY

OFFICERS

OFFICERS BY GRADE IN WHICH SERVING. - Between 31 May 1956 and 31 May 1957, officer strength (excluding general officers) dropped by 1,095. All grades increased in strength except that of Second Lieutenant which fell from 25,102 to 16,299, a decrease of 8,803. This drop was due to curtailment in the input of new officers and normal promotions to First Lieutenant. As a result, the average age of officers has increased 1.3 years in a year. Other changes in characteristics and attitudes of officers between 31 May 1956 and 31 May 1957 follow:

Marital Status: The percentage of officers "Never Married" dropped from 21 to 17 per cent.

Age: The percentage of officers 24 years old and younger dropped from 24 to 15 per cent.

Career Category: The percentage of Regular officers (including Warrant Officers) rose from 18 to 20 per cent; Career officers increased from 46 to 56 per cent; and Noncareer officers percentage dropped from 36 to 24 per cent.

Legal Dependents: Officers with no dependents correspond to the percentage "Never Married" (17%). The percentage of officers with only one dependent (usually a wife) dropped from 18 per cent in May 1956 to 16 per cent in May 1957, while officers with two or more dependents increased by nearly five per cent points.

Personal Situation In The Air Force During The Last Twelve Months: The personal situation of officers during the 12 months preceding May 1957 had worsened compared with the twelve months preceding May 1956. A year ago, 44 per cent of the officers responded that their personal situation had become better during the last twelve months compared to 35 per cent who indicated improvement in the May 1957 survey. A year ago, 14 per cent said they were worse off, compared to 19 per cent this year. The worsening of personal situation is most evident in the grades of Captain and above which show eight per cent points increase -- from about 16 per cent to 24 per cent. The worsening of the personal situation can be attributed to economic reasons. Officers feel the most important benefits that would increase the value of an Air Force career are increased pay and allowances and security of an Air Force career.

MALE COMMISSIONED OFFICERS BY CAREER CATEGORY. - As of 31 May 1957, the strength of Air Force male commissioned officers was 132,400, about 2,000 fewer than on 31 May 1956. The career category of these officers was:

Regular	24,200 (18.3%)
Career Reserve	74,800 (56.5%)
Noncareer Reserve	33,400 (25.2%)

During the year a great change in career category structure resulted from status changes from Noncareer to Career Reserve, Career Reserve strength gained 8,300 while Noncareer Reserve strength dropped by 10,600. There were approximately 9,300 applications approved for Career Reserve status between 31 May 1956 and 31 May 1957. Net gain to Regular male commissioned officer strength totaled 300. Affirmative AF career intent increased from 60 per cent to 64 per cent for Nonregular officers; did not change for Regular officers (88%); and increased the overall positive intent from 65 per cent to 68 per cent.

AIR FORCE EXPERIENCES VERSUS EXPECTATIONS. - Officers' experiences in Air Force life that are above or below expectations on entry to active duty have significant effect on his Air Force career plans. When his experience exceeds

expectations, he is much more likely to pursue an AF career. When his experiences are about the same as expected his career plans are about the same as the average for his career category; when his experiences are more difficult or worse than expected he is less likely to be inclined toward an Air Force career.

"Adjustment to the Life of An Air Force Officer" was the least difficult experience of the seven experiences listed, with 38 per cent finding it easier than expected and only three per cent found it more difficult than anticipated.

"Amount of Personal Freedom" was more than expected for 31 per cent of the officers and eight per cent experienced less freedom than expected. Noncareer Reserve officer had the most trouble in adjusting to limitation on personal freedom.

"Opportunity To Travel, New Experiences and Adventure" was greater than expected for 28 per cent of the officers, while 12 per cent, mostly Noncareer Reserve officers, found this experience under expectations.

"Opportunity To Get Good Job Assignments" was better than expected for 28 per cent of the officers and not as good as expected for 26 per cent. Although Noncareer Reserve officers complain more (35%) about not having a job as good as they expected, 21 per cent of the Regular and 24 per cent of the Career Reserve officers also feel they should have better job assignments.

"Level of Pay And Allowances" was above expectations for 17 per cent of the officers; about the same as expected for 60 per cent; less than expected for 16 per cent; and seven per cent had not given this much thought. Nearly one-fourth of the Regular officers found pay and allowances less than they had figured it would be.

"Opportunity to Obtain Selected Bases (General Location of Assignment)" was less than expected for 48 per cent of the officers, while 12 per cent had found base of choice opportunity greater than expected. This experience was the only one in which response by career category did not differ greatly.

AIR FORCE CAREER PLANS BY CAREER CATEGORY. - The percentage of officers planning an Air Force career rose from 65 per cent on 31 May 1956 to 68 per cent on 31 May 1957. This slight improvement in overall officer intent may be attributed to the shift in officer career category. During the year, the percentage of officers with regular commissions increased by two per cent points, Career Reserve officers increased by 10 per cent points, and Noncareer Reserve officers decreased by 12 per cent points. The percentage of Regular and Career Reserve officers planning an AF career did not change, but the percentage of Noncareer Reserve officers planning to stay on active duty dropped those who planned to remain in, changed their status to Career Reserve. The following percentage distribution of officers who plan an Air Force career by source of commission for 31 May 1956 and 31 May 1957, illustrates the trend of Air Force career intent.

<u>Source of Commission</u>	<u>Yes, Plan An Air Force Career</u>	
	<u>31 May 1956</u>	<u>31 May 1957</u>
<u>TOTAL</u>	<u>64.6</u>	<u>68.2</u>
USMA Or USNA	69.0	69.3
Aviation (Flying) Cadet	80.6	84.3
Officer Candidate School	90.4	92.0
Reserve Officer Training Corps	27.1	21.0
Direct Appointments And Other	68.0	70.2

Other selected characteristics and attitudes of officers as of 31 May 1957 follow:

Career Advantages - Air Force vs Civil Life: More Career Reserve officers feel the Air Force offers career advantages superior to those in civilian life than do Regular officers. Nearly 44 per cent of the Career Reserve officers felt the Air Force offered more than civilian life, while 31 per cent of the Regular and 11 per cent of the Noncareer Reserve agreed. Preference for civilian life was made by 62 per cent of the Noncareer Reserve officers, 34 per cent of the Regular officers, and 22 per cent of the Career Reserve officers. Of the balance, eight per cent in each career category stated "Don't Know" and the remainder thought Air Force and civilian career advantages to be "About the Same."

Date of Separation: Nearly 13,000 Noncareer Reserve officers indicate they will separate between 1 June 1957 and 30 June 1958. In addition over 9,000 plan to leave in Fiscal Year 1959 and 4,500 in FY 1960.

Disatisfaction With Military Service And Prospects In Civilian Life: Career Reserve officers in their response to the question of how two factors apply to them, "Disatisfaction With Military Service And Prospects In Civilian Life" indicate they are better adjusted to military life and a large percentage plan to stay in regardless of civilian prospects. The following table presents disatisfaction continuum by career category:

	<u>Regular</u>	<u>Career Reserve</u>	<u>Noncareer Reserve</u>
No Dissatisfaction	59.3%	66.1%	41.3%
Some Dissatisfaction	36.0	31.2	44.9
Considerable Dissatisfaction	4.7	2.7	13.8

Regardless of career category, Air Force career intentions diminish as disatisfaction increases and, within each disatisfaction grouping, plans for an Air Force career increases as civilian prospects go from "Very Good" to "Unknown."

Personal Situation In The Air Force: Thirty-eight per cent of the officers state their personal situation in the Air Force has improved in the Air Force during the last 12 months, 42 per cent have noticed no change, and 20 per cent say it has worsened. Regular officers are relatively pessimistic concerning the change in their personal situation with 27 per cent saying things have improved and 27 per cent saying things have gotten worse. Noncareer Reserve officers respond with 44 per cent noting improvement in their personal situation and 17 per cent think they are worse off. Career Reserve officers: 39 per cent are better off; 19 per cent worse off.

Influence Of Counseling On Air Force Career Plans: Although counseling had no influence on the plans of 78 per cent of the officers, who had been counseled, it did influence 20 per cent toward staying in the Air Force. Adverse influence (against staying in) was reported by only two per cent of the officers. Counseling had the greatest favorable effect on Regular officers (24%), and second, on Career Reserve officers (22%), and least on Noncareer Reserve officers (16%). Half of the officers had received no counseling but more than three-fourths of these planned an Air Force career. Most of these officers refused counseling because they planned to stay in. About 12,000 Noncareer officers, who have not been counseled, have date of separation too far in the future to warrant counseling yet.

Attitude Toward Overseas Tours: The prospect of overseas tours as an aspect of Air Force life is looked upon favorably by two-thirds of the officers regardless of career category. Twenty-four per cent of the officers view the prospect of overseas tour, neither favorably nor unfavorably, and 10 per cent consider overseas tours as an unfavorable aspect of Air Force life.

Length Of Specified Tour With Cash Bonus: In response to the question, "Which One Of The Guaranteed Specified Tours (5, 10, or 15 years) Would Be Most Acceptable If A Cash Bonus Of Two Months Base Pay For Each Year Of Active Duty Were Paid Upon Completion Of The Tour?" officers did not overwhelmingly chose any one tour. Career Reserve officers were well represented in each of the three lengths of tours, but Noncareer officers, 55 per cent of whom would not extend their tour regardless, showed interest only in a five year tour. The following percentaged distribution shows Career and Noncareer Reserve officers by length of specified tour desired:

<u>Length Of Tour</u>	<u>Career Reserve</u>	<u>Noncareer Reserve</u>
5 Years	28.5%	26.6%
10 Years	24.8	6.2
15 Years	25.6	8.2
Other Periods Than Above	13.2	4.5
Would Not Extend	7.9	54.5

REASON FOR STAYING IN OR LEAVING THE AIR FORCE BY CAREER CATEGORY. - Regular officers intend an Air Force career because they "Like Military Life" (27%), "Like Flying and Aviation" (25%), and like the "Retirement Benefits and Equity" (12%). Another 12 per cent are staying in because they have so much service credit toward retirement.

Career Reserve officers chose as reason for staying in, "Like Flying And Aviation" (27%), "Like Military Life" (22%), and "Retirement Benefits And Equity" (18%).

Noncareer Reserve officers, who intend an Air Force career (12%), are doing so because they "Like Flying And Aviation" (48%), "Like Military Life" (14%), and like the "Retirement Benefits And Equity" (11%). More than half (56%) of the Noncareer officers, who are undecided about an Air Force career, gave reasons for staying in the Air Force. The most important reason was "Like Flying And Aviation" (50%).

Only three per cent of the Regular officers indicate they will separate. Their main reasons are "Civilian Life Offers Greater Career or Professional Opportunities" (24%), "Lack Of Stability Of Personnel Policies" (15%), and "Family Considerations" (15%).

Only three per cent of the Career Reserve officers do not intend an Air Force career. They plan to leave because, "Civilian Life Offers Greater Career Or Professional Opportunities" (30%), "Going To School Or College" (12%), and various other reasons, each less than 10 per cent.

Fifty-six per cent of the Noncareer Reserve officers do not plan an Air Force career. Forty-three per cent feel that civilian life offers greater opportunity, 13 per cent do not like or are dissatisfied with military life, 10 per cent say the Air Force has not provided them with the kind of work they like to do, and the remainder are spread out in small percentages among other reasons.

COMMENTARY (CONTINUED)

AIRMEN

AIRMEN BY GRADE IN WHICH SERVING - In the past 12 months the strength of airmen by grade has changed greatly. Between 31 May 1956 and 31 May 1957 the strength of the top four grades has increased by over 21,000 while the lower three grades dropped by 11,000. Aviation cadet strength is about 800 below a year ago. The above changes in composition of the airman strength has effect on characteristics and attitudes which now represent a slightly "older" population with longer military service.

Marital Status: A year ago 53 per cent of the airmen had never married compared to slightly less than 50 per cent on 31 May 1957.

Months Of Active Military Service: The average months of active military service per airman has increased from 58.8 to 63.3 per cent in the last year.

Age: The average age of airmen has increased from 24.2 years to 24.6 years since May 1956. The increase in age is notable in the top four grades. Master Sergeant average age rose from 36.9 years to 37.8 years, nearly a full year, indicating their high retention rate.

Career Intent When First Entered The Air Force: The percentage of airmen who planned to make an Air Force career when they first entered the Air Force has risen five per cent points over May 1956. While a great part of this increase was due to the strength gain in the top four grades of career airmen, Basic Airmen who plan an Air Force career rose from 20 per cent to 25 per cent during the year. Airmen Third Class And Second Class show similar favorable career intent.

Reenlistment Intent: While the overall reenlistment intent based on total separations has not changed since a year ago, the intent to reenlist has fallen for both First Term and Career airmen. Large numbers of First Termers have reenlisted at half-term thus entering the Career airman category and bringing with them a lower AF career intent. This has caused the affirmative career intent of Career airmen to fall from 80 to 73 per cent in one year. First Term airmen intending an AF career has fallen from 16 to 12 per cent since those First Termers with positive AF career intent have reenlisted, leaving a greater proportion of First Termers with negative intent. The paradox is that the actual Air Force reenlistment rate, based on reenlistment of those eligible to reenlist, has climbed rapidly. Preliminary USAF reenlistment rate for First Termers for January through June 1957 was 37 per cent, while 74 per cent of those separating during that six month period was eligible to reenlist. About 76 per cent of the Career airmen were eligible to reenlist and 90 per cent of the eligibles did so. Raising the requirements for eligibility to reenlist reduces the proportion eligible but does not affect the reenlistment rate under the present formula.

Reason For Original Enlistment Into The Air Force: The principal reason the top four grades of airmen entered the Air Force was that they were originally drafted or enlisted in preference to being drafted into another military service. The main reason the three lower grade airmen joined was to get Air Force educational and technical training for later use in civilian life. An average of 12 per cent, regardless of grade, signed up because AF career opportunities looked better than those of civilian life. Less than two per cent joined because they needed a job at the time. Sixty-two per cent of the Aviation Cadets entered the Air Force because they were interested in aviation and flying.

COMMENTARY (CONTINUED)

Improvement That Would Increase The Value Of An Air Force Career: An increase in pay and allowances is the improvement which would increase most the value of an Air Force career for 38 per cent of the airmen. This improvement was desired by only 18 per cent of the Basic Airmen, but by 47 per cent of the Master Sergeants. Basic Airmen and Airmen Third Class wanted more and better training. "Base Of Choice" was also pointed out by lower grade airmen. No issue was made of medical care, recreation facilities, housing, or increased retirement benefits.

Satisfaction With Present Job Assignment: Fifty-four per cent of the airmen are working in their primary Air Force specialty and like it, while 26 per cent are working in their PAFS, but would prefer a different job assignment. Six per cent like their jobs even though they are not working in their PAFS, but four per cent who are not working in PAFS would prefer to do so. Another four per cent are not satisfied with their job and want a new job not in their PAFS. Six per cent are unassigned; mostly Basic Airmen and Airmen Third Class.

Attitude Toward Use Of Seat Safety Belts In Government Vehicles: Nearly 80 per cent of the airmen would voluntarily use safety belts if installed on government vehicles. Nearly all the airmen who would not voluntarily use safety belts if provided on government vehicles do not have seat safety belts on their own cars. About 16 per cent of the airmen have been involved in, or know of, a motor vehicle accident in which safety belts were worn. In such accidents, 29 per cent of the airmen believed the belts prevented injury, 56 per cent thought the belts reduced injuries, and 15 per cent indicated the belts were of little or no value.

AIRMEN BY TECHNICAL CATEGORY. - Of 772,634 enlisted men in the Air Force, 750,122 are identified by career fields. Those not identified by career field are mostly Basic airmen; unclassified airmen or those in reporting codes.

Fifty per cent of the airmen are in career fields of the Highly Technical category, 19 per cent in Technical category, and 31 per cent in Semi-Technical category.

First Term airmen with no prior service comprise 53 per cent of the Air Force strength and 59 per cent of the total airmen in Highly Technical category; while Career airmen make up 42 per cent of the airmen strength and 36 per cent of the Highly Technical category. First term airmen with prior service comprise the remaining five per cent of the airmen strength and the five per cent in Highly Technical category. Nearly half of the airmen in career fields in the Semi-Technical (soft-core) category are career airmen.

Selected characteristics and attitudes of airmen by technical category follow:

Reenlistment Intent: Forty-eight per cent of the airmen in Semi-Technical category intend to reenlist compared to 39 per cent in Highly Technical and 43 per cent in Technical categories. Only 15 per cent of the First Term no prior service airmen plan to reenlist, while 60 per cent of the First Termers with prior service and 73 per cent of the Career airmen intend to stay in the Air Force.

Grade: A greater percentage of the airmen in Semi-Technical fields are in the top three airmen grades (34%) than in Highly Technical category (31%), while over 40 per cent of the airmen in Technical category are Staff Sergeants or higher. This condition is caused by the different grade distributions in the three categories of enlistment. Of the Career airmen in Highly Technical category, 79 per cent are in the top three grades compared to 64 per cent in Semi-Technical category.

Age: Nearly two-thirds of the airmen in Highly Technical jobs are 23 years old or younger. In Technical and Semi-Technical categories about 50 per cent are over 23 years of age. This is due to the high percentage (22%) 30 years of age and older in these two categories. In Highly Technical category, 16 per cent of the airmen are 30 years old or more.

Reenlistment Intent If Could Attend Technical School: Airmen who did not intend to reenlist or who were undecided about reenlisting were asked if they would reenlist if they could attend a technical school course of their own choice for which they were qualified. Twenty-three per cent responded "Yes", 31 per cent "No", and 46 per cent were undecided. This would increase the affirmative reenlistment intent based on total separations (not just those eligible to reenlist) to nearly 56 per cent. Over 33 per cent of the airmen in Semi-Technical category whose present reenlistment intent is "No Or Undecided" would reenlist, 21 per cent of those in Technical, and 18 per cent in Highly Technical categories.

Desire To Train Into A Different Career Field: Airmen in Semi-Technical category show the greatest desire to train into a different career field and those in Highly Technical, the least. Over 55 per cent of the airmen holding Semi-Technical career field would like to retrain into another field, as would 46 per cent of those in Technical category, and 35 per cent in Highly Technical category. About three-fourths of these airmen desire technical school training into a new career field.

DISSATISFACTION WITH MILITARY SERVICE AND PROSPECTS IN CIVILIAN LIFE. - No dissatisfaction with military service was expressed by 53 per cent of the airmen. This ran from 50 per cent for First Term airmen without prior service to 58 per cent for First Termers with prior service. Fifty-six per cent of the Career airmen were satisfied.

Some dissatisfaction was reported by 27 per cent of the airmen. First Termers with prior service had the lowest percentage with some dissatisfaction (23%) while both other categories of enlistment had 27 per cent with some dissatisfaction. Considerable dissatisfaction was registered by 12 per cent of the airmen - 16 per cent for First Termers (NPS), 10 per cent for First Termers (PS), and 9 per cent for Career airmen.

Eight per cent had "Other Reasons" for not remaining in the Air Force.

REASONS FOR STAYING IN OR LEAVING THE AIR FORCE BY CATEGORY OF ENLISTMENT. - The major reasons airmen give for staying in or leaving the Air Force vary with their category of enlistment. First Term airmen, no prior service, who plan to reenlist cited "Adventure, Travel, New Experiences" (22%) and "Like My Job And Duty Assignments" (23%) as their principal reasons for staying in the Air Force. Another 15 per cent liked military life.

First Term airmen with prior service in the Army, Navy, Coast Guard, or Marine Corps plan to reenlist because they "Like Military Life" (25%), "Retirement Benefits" (23%), and "Like My Job and Duty Assignments" (17%).

Career airmen, who are on their second or later enlistment in the Air Force, will reenlist for these reasons: "Retirement Benefits" (26%), "Like My Job And Duty Assignments" (19%), and "Like Military Life" (19%).

The reason First Term airmen, no prior service, leave the Air Force is, "Going To School Or College" (28%), "Civilian Life Offers Greater Career Or Job Opportunities" (22%), and "Air Force Hasn't Provided Me With The Work I Like" (12%).

First Term airmen, with prior service, plan to separate because "Civilian Life Offers Greater Career Or Job Opportunities" (22%), "AF Hasn't Provided Work I Like" (19%), and "Not Enough Promotion Opportunities" (16%).

Those Career airmen who do not intend to reenlist give "Other Reasons" (37%), "Family Considerations" (21%), and "AF Hasn't Provided Me With The Work I Like" (12%) as principal reasons for leaving. "Other reasons" cited by anti-Air Force career airmen is checked apparently because there are not sufficient negative and probing response choices which truly reflect their specialized attitudes and points of view.

OFFICERS

DATA ON OFFICERS ARE BASED ON A 9.1 PER CENT SAMPLE
TAKEN FROM THE USAF OFFICER STRENGTH (EXCLUDING GENERAL
OFFICERS) OF 140,585 AS OF 31 MAY 1957.

TABLE 182- PERCENTAGED DISTRIBUTION OF USAF OFFICERS BY SELECTED

SELECTED CHARACTERISTICS AND ATTITUDES	WORLD- WIDE	CONTINENTAL US COMMANDS									
		ADC	AFFC a/	AMC	APGC	ARDC	ATC	AU	ComAC	Hq Cmd	Hq USAF
EDUCATIONAL LEVEL											
<u>PER CENT - TOTAL</u>	100.0	100.0		100.0	100.0	100.0	100.0	100.0	100.0	100.0	100.0
Less Than High School Graduate	0.7	0.7		1.6	-	0.9	0.6	-	1.2	0.5	0.7
High School Graduate	13.0	15.2		14.0	13.5	6.5	10.3	2.7	17.6	5.5	7.8
College, Less Than Two Years	14.2	16.6		13.5	18.9	8.6	11.8	4.2	19.3	12.5	11.6
College, Two Years Or More, No Degree Baccalaureate Or Equivalent	24.5	23.1		23.4	27.0	11.9	19.0	23.5	24.6	30.0	32.5
Law Degree	1.5	0.8		3.4	2.7	1.9	1.3	1.6	2.9	1.7	4.1
Masters Degree	4.5	2.1		8.8	5.4	21.6	2.7	9.8	4.1	7.7	13.8
Doctorate Degree	0.3	0.3		0.8	-	1.6	0.2	0.8	-	1.0	0.4
Medical Or Dental Degrees	4.5	2.7		4.1	9.5	3.5	4.4	10.9	4.1	5.0	1.5
MARITAL STATUS											
<u>PER CENT - TOTAL</u>	100.0	100.0		100.0	100.0	100.0	100.0	100.0	100.0	100.0	100.0
Never Married	17.3	20.1		12.5	17.6	16.7	26.2	8.7	13.1	8.9	2.6
Married	81.2	78.2		85.9	79.7	81.7	72.5	89.9	84.0	89.4	97.4
Other	1.5	1.7		1.6	2.7	1.6	1.3	1.4	2.9	1.7	-
LEGAL DEPENDENTS											
<u>PER CENT - TOTAL</u>	100.0	100.0		100.0	100.0	100.0	100.0	100.0	100.0	100.0	100.0
No Dependents	17.2	19.7		11.7	17.6	17.0	26.1	8.7	13.1	8.9	1.9
1 Dependent	16.2	16.2		15.1	9.4	14.7	22.0	12.0	14.8	12.7	10.8
2 Dependents	20.2	21.2		17.1	28.4	19.5	21.7	20.9	20.1	16.8	18.6
3 Dependents	22.9	21.9		28.3	21.6	25.3	16.9	26.4	27.0	29.1	32.1
4 Or More Dependents	23.5	21.0		27.8	23.0	23.5	13.3	32.0	25.0	32.5	36.6
AIR FORCE PLANS											
<u>PER CENT - TOTAL</u>	100.0	100.0		100.0	100.0	100.0	100.0	100.0	100.0	100.0	100.0
Yes, Plan An Air Force Career	68.8	67.7		75.6	79.7	61.9	54.7	77.0	75.0	79.1	91.4
Undecided	15.5	14.2		11.7	4.1	13.9	24.5	18.1	9.4	11.3	6.7
No	15.7	18.1		12.7	16.2	24.2	20.8	4.9	15.6	9.6	1.9
ARE YOU NOW RECEIVING PILOT OR NAVIGATOR/OBSERVER TRAINING											
<u>PER CENT - TOTAL</u>	100.0	100.0		100.0	100.0	100.0	100.0	100.0	100.0	100.0	100.0
No, And Am Presently:											
A Pilot	41.7	50.0		28.0	37.8	36.0	33.1	43.9	34.4	34.1	47.0
A Rated Officer, But Not A Pilot	15.4	12.7		7.0	13.5	10.7	11.0	14.3	12.7	6.7	7.5
A Nonrated Officer	36.1	36.5		64.4	47.3	53.3	24.6	41.8	52.5	58.9	45.5
Yes, Receiving:											
Pilot Training	4.1	0.7		0.3	1.4	-	18.7	-	0.4	0.3	-
Navigator/Observer Training	2.7	0.1		0.3	-	-	12.6	-	-	-	-

a/ Too few observations for reliability

Source: Sample Survey, Personnel Statistics Division, Directorate of Statistical Services, DCS/Comptroller.

CHARACTERISTICS AND ATTITUDES, BY COMMAND, WORLDWIDE - 31 MAY 1957

						OVERSEAS COMMANDS				SELECTED CHARACTERISTICS AND ATTITUDES
MATS	SAC	TAC	USAPA	USAFSS	AAC	CAirC a/	FEAP	Hq 16AF	USAFE	
<u>100.0</u>	<u>100.0</u>	<u>100.0</u>	<u>100.0</u>	<u>100.0</u>	<u>100.0</u>	<u>100.0</u>	<u>100.0</u>	<u>100.0</u>	<u>100.0</u>	<u>EDUCATIONAL LEVEL</u>
0.8	0.6	0.8	-	0.9	1.8		1.3	-	0.7	<u>PER CENT - TOTAL</u>
16.9	16.5	18.5	-	11.7	10.2		14.1	18.2	12.9	Less Than High School Graduate
16.0	17.1	15.7	4.0	16.2	16.8		15.0	21.2	14.9	High School Graduate
27.8	28.1	24.7	8.0	24.4	34.1		25.4	27.3	27.4	College, Less Than Two Years
33.8	30.1	32.3	52.0	39.6	26.3		32.4	12.1	30.8	College, Two Years Or More, No Degree
0.3	1.3	1.4	-	0.9	0.6		1.4	-	2.6	Baccalaureate Or Equivalent
3.0	1.9	1.0	36.0	6.3	3.6		4.2	12.1	4.3	Law Degree
0.1	0.2	-	-	-	1.8		0.3	3.0	0.2	Master's Degree
1.3	4.2	5.6	-	-	4.8		5.9	6.1	6.2	Doctorate Degree
										Medical Or Dental Degrees
<u>100.0</u>	<u>100.0</u>	<u>100.0</u>	<u>100.0</u>	<u>100.0</u>	<u>100.0</u>		<u>100.0</u>	<u>100.0</u>	<u>100.0</u>	<u>MARITAL STATUS</u>
15.8	14.5	16.4	16.0	7.2	24.6		17.3	6.1	18.1	<u>PER CENT - TOTAL</u>
82.9	84.0	82.2	84.0	92.8	74.2		80.3	90.9	79.9	Never Married
1.3	1.5	1.4	-	-	1.2		2.4	3.0	2.0	Married
										Other
<u>100.0</u>	<u>100.0</u>	<u>100.0</u>	<u>100.0</u>	<u>100.0</u>	<u>100.0</u>		<u>100.0</u>	<u>100.0</u>	<u>100.0</u>	<u>LEGAL DEPENDENTS</u>
16.0	14.2	16.2	16.0	8.1	24.5		17.9	6.1	18.6	<u>PER CENT - TOTAL</u>
16.3	14.4	16.9	16.0	9.9	17.4		13.7	18.2	15.4	No Dependents
19.1	21.0	21.2	20.0	22.6	18.0		17.1	6.1	19.5	1 Dependent
22.9	24.4	23.1	28.0	26.1	15.6		25.6	30.3	21.6	2 Dependents
25.7	26.0	22.6	20.0	33.3	24.5		25.7	39.3	24.9	3 Dependents
										4 Or More Dependents
<u>100.0</u>	<u>100.0</u>	<u>100.0</u>	<u>100.0</u>	<u>100.0</u>	<u>100.0</u>		<u>100.0</u>	<u>100.0</u>	<u>100.0</u>	<u>AIR FORCE PLANS</u>
73.5	72.3	68.0	64.0	80.2	64.0		70.1	93.9	71.9	<u>PER CENT - TOTAL</u>
12.6	12.2	14.8	20.0	10.8	18.0		14.4	6.1	14.7	Yes, Plan An Air Force Career
13.9	15.5	17.2	16.0	9.0	18.0		15.5	-	13.4	Undecided
										No
<u>100.0</u>	<u>100.0</u>	<u>100.0</u>	<u>100.0</u>	<u>100.0</u>	<u>100.0</u>		<u>100.0</u>	<u>100.0</u>	<u>100.0</u>	<u>ARE YOU NOW RECEIVING PILOT OR NAVIGATOR/OBSERVER TRAINING</u>
48.9	45.6	55.0	52.0	12.6	37.1		42.2	18.2	41.1	<u>PER CENT - TOTAL</u>
16.0	29.0	14.0	16.0	9.0	10.8		13.4	-	11.2	No, And Am Presently:
34.4	24.0	30.3	32.0	78.4	51.5		44.1	81.8	47.3	A Pilot
										A Rated Officer, But Not A Pilot
										A Nonrated Officer
0.4	0.8	0.5	-	-	0.6		0.3	-	0.4	Yes, Receiving:
0.3	0.6	0.2	-	-	-		-	-	-	Pilot Training
										Navigator/Observer Training

TABLE 183- USAF OFFICERS BY GRADE IN WHICH SERVING, BY SELECTED CHARACTERISTICS AND ATTITUDES, WORLDWIDE - 31 MAY 1957

SELECTED CHARACTERISTICS AND ATTITUDES	OFFICER STRENGTH	GRADE IN WHICH SERVING						
		Colonel	Lieutenant Colonel	Major	Captain	First Lieutenant	Second Lieutenant	Warrant Officer
<u>OFFICER - TOTAL</u>	<u>140,585</u>	<u>4,748</u>	<u>9,667</u>	<u>22,376</u>	<u>41,266</u>	<u>41,673</u>	<u>16,299</u>	<u>4,556</u>
<u>PER CENT - TOTAL</u>	<u>100.0</u>	<u>100.0</u>	<u>100.0</u>	<u>100.0</u>	<u>100.0</u>	<u>100.0</u>	<u>100.0</u>	<u>100.0</u>
<u>EDUCATIONAL LEVEL</u>								
Less Than High School Graduate	0.7	0.5	1.3	1.6	0.6	0.2	0.1	2.9
High School Graduate	13.0	4.4	7.7	13.5	16.9	9.4	7.7	49.7
College, Less Than Two Years	14.3	3.7	10.0	16.6	19.7	11.4	8.1	21.2
College, 2 Years Or More, No Degree	24.5	21.7	34.2	36.0	28.7	18.9	8.4	21.0
Baccalaureate Or Equivalent	36.8	43.9	30.3	21.0	19.9	52.5	71.9	3.8
Law Degree	1.5	3.1	2.9	1.5	1.2	1.8	0.4	-
Masters Degree	4.5	13.0	9.9	6.5	4.1	3.0	1.3	1.1
Doctorate Degree	0.3	0.8	0.6	0.5	0.4	0.2	0.1	-
Medical Or Dental Degrees	4.4	8.9	3.1	2.8	8.5	2.6	2.0	0.3
<u>MARITAL STATUS</u>								
Never Married	17.3	1.8	2.4	2.7	7.1	29.7	48.0	2.4
Married	81.2	96.6	95.5	95.8	91.0	69.0	51.2	95.7
Other	1.5	1.6	2.1	1.5	1.9	1.3	0.8	1.9
<u>AGE</u>								
24 Years And Younger	15.1	-	0.3	0.4	0.1	21.1	74.6	0.5
25 Through 29 Years	27.0	-	-	-	11.8	69.0	24.9	1.6
30 Through 34 Years	13.9	-	1.4	8.6	33.8	7.4	0.5	10.8
35 Through 39 Years	26.8	17.6	38.3	57.3	42.5	2.2	-	40.3
40 Through 44 Years	12.1	42.4	38.5	24.5	10.3	0.3	-	31.7
45 Years And Older	5.1	40.0	21.5	9.2	1.5	a/	-	15.1
<u>CAREER CATEGORY</u>								
Regular	19.7	87.6	58.2	29.3	12.9	6.4	3.4	64.2
Career Reserve	55.8	12.2	41.2	70.3	80.1	49.0	16.9	35.5
Noncareer Reserve	24.5	0.2	0.6	0.4	7.0	44.6	79.7	0.3
<u>SOURCE OF COMMISSION</u>								
Reserve Officer Training Corps	24.8	15.1	13.4	3.3	6.1	44.2	67.4	-
Aviation Cadet	41.6	35.2	44.2	55.7	53.5	36.2	27.4	-
Officers Candidate School	10.5	4.8	16.4	22.8	11.8	5.1	4.8	-
Direct Appointment	16.1	22.2	20.1	14.6	25.4	11.2	7.4	-
Other	7.0	22.7	5.9	3.6	3.2	3.3	3.0	100.0
<u>DATE OF SEPARATION</u>								
May 1956 Through June 1957	1.2	a/	0.3	0.1	0.6	3.1	0.1	-
July 1957 Through December 1957	5.0	a/	0.1	0.1	3.2	12.9	1.8	-
January 1958 Through June 1958	4.8	a/	0.1	0.1	0.9	13.0	5.2	-
July 1958 Through December 1958	4.2	a/	-	0.1	1.6	9.4	8.2	-
Other	9.5	a/	0.3	0.1	1.1	5.5	64.4	0.8
Indefinite	75.3	100.0	99.2	99.5	92.6	56.1	20.3	99.2

a/ Less than 0.05 per cent.

TABLE 183- USAF OFFICERS BY GRADE IN WHICH SERVING, BY SELECTED CHARACTERISTICS AND ATTITUDES, WORLDWIDE - 31 MAY 1957 (CONTINUED)

SELECTED CHARACTERISTICS AND ATTITUDES	OFFICER STRENGTH	GRADE IN WHICH SERVING						
		Colonel	Lieutenant Colonel	Major	Captain	First Lieutenant	Second Lieutenant	Warrant Officer
<u>OFFICER - TOTAL</u>	<u>140,585</u>	<u>4,748</u>	<u>9,667</u>	<u>22,376</u>	<u>41,266</u>	<u>41,673</u>	<u>16,299</u>	<u>4,556</u>
<u>PER CENT - TOTAL</u>	<u>100.0</u>	<u>100.0</u>	<u>100.0</u>	<u>100.0</u>	<u>100.0</u>	<u>100.0</u>	<u>100.0</u>	<u>100.0</u>
<u>AERONAUTICAL RATING AND FLYING STATUS</u>								
Pilot - On Flying Status	40.7	57.4	44.2	48.4	45.5	42.4	16.5	-
Pilot - Not On Flying Status	2.5	1.8	2.4	3.3	4.1	0.5	0.3	0.5
Observer - On Flying Status	14.2	1.2	6.2	10.5	13.7	22.0	12.7	-
Observer - Not On Flying Status	1.7	1.8	2.3	3.2	3.3	0.4	0.2	0.3
Flight Surgeon - On Flying Status	0.4	3.5	0.9	0.6	0.4	-	-	-
Flight Surgeon - Not On Flying Status	0.2	0.5	-	0.1	a/	-	-	-
Nonrated - On Flying Status	4.4	0.3	0.2	0.4	1.0	1.0	34.3	-
Nonrated - Not On Flying Status	35.9	33.5	43.8	33.5	32.0	33.7	36.0	99.2
<u>DATE AWARDED COMMISSION</u>								
Prior To 1951	51.0	100.0	97.6	98.1	81.9	4.6	0.6	-
<u>During:</u>								
1951	3.3	-	0.1	0.4	7.7	3.1	0.1	-
1952	3.1	-	1.1	0.2	1.6	8.4	0.1	-
1953	6.5	-	0.6	0.8	1.3	19.7	0.6	-
1954	10.4	-	0.1	0.1	1.2	33.5	0.4	-
1955	13.2	-	0.5	0.2	4.8	26.5	32.5	-
1956	8.6	-	-	0.1	1.4	3.7	61.2	-
1957	0.7	-	-	0.1	0.1	0.5	4.5	-
Warrant Officer	3.2	-	-	-	-	-	-	100.0
<u>CAREER PLANS WHEN FIRST ENTERED AIR FORCE</u>								
Intended To Make AF Career	31.1	58.7	44.3	39.0	35.3	21.7	15.0	42.2
Stay In AF Longer Than Obligated Tour	3.4	1.6	3.3	3.4	3.2	4.0	3.6	1.1
Serve Minimum Tour	19.5	13.6	15.1	14.6	18.4	25.6	18.8	16.1
Hadn't Thought About It	12.0	12.0	20.0	20.8	18.8	2.9	1.7	9.1
Undecided	34.0	14.1	17.3	22.2	24.3	45.8	60.9	31.5
<u>PRESENT AF CAREER PLANS</u>								
Remain On Active Duty Indefinitely Or Until Retirement	68.8	91.1	93.8	95.0	85.3	46.4	20.8	95.2
Remain On Active Duty Only To Complete Present Commitment	12.0	0.8	1.1	1.0	5.4	23.2	27.6	0.8
Separate Immediately	3.7	1.0	0.5	0.5	1.6	7.5	7.0	-
Undecided	15.5	7.1	4.6	3.5	7.7	22.9	44.6	4.0
<u>HAS PERSONAL SITUATION IN THE AIR FORCE IMPROVED IN THE LAST 12 MONTHS</u>								
Have Not Been In The Air Force During The Full Past 12 Months	7.0	0.3	0.2	0.4	2.8	4.1	41.4	0.8
Yes, Much Better Now	24.9	13.9	10.7	12.6	13.8	17.3	16.8	15.3
Yes, Slightly Better Now	20.1	9.7	15.6	17.8	18.8	27.0	16.0	15.3
About The Same	39.0	52.0	49.4	46.6	43.1	35.2	17.6	43.3
No, Slightly Worse Now	13.7	16.5	16.7	16.9	16.3	11.6	4.6	17.5
No, Much Worse Now	5.3	7.6	7.4	5.7	5.2	4.8	3.6	7.8

a/ Less than 0.05 per cent

TABLE 103- USAF OFFICERS BY GRADE IN WHICH SERVING, BY SELECTED CHARACTERISTICS AND ATTITUDES, WORLDWIDE - 31 MAY 1957 (CONTINUED)

SELECTED CHARACTERISTICS AND ATTITUDES	OFFICER STRENGTH	GRADE IN WHICH SERVING						
		Colonel	Lieutenant Colonel	Major	Captain	First Lieutenant	Second Lieutenant	Warrant Officer
<u>OFFICER - TOTAL</u>	<u>140,585</u>	<u>4,748</u>	<u>9,667</u>	<u>22,376</u>	<u>41,266</u>	<u>41,673</u>	<u>16,299</u>	<u>4,556</u>
<u>PER CENT - TOTAL</u>	<u>100.0</u>	<u>100.0</u>	<u>100.0</u>	<u>100.0</u>	<u>100.0</u>	<u>100.0</u>	<u>100.0</u>	<u>100.0</u>
<u>MONTHS SERVED ON LAST AIR FORCE OVERSEAS TOUR</u>								
Never Had AF Overseas Tour	30.8	1.0	2.0	2.9	10.6	56.9	86.8	1.9
On First Overseas Tour	8.2	1.3	2.0	1.7	4.6	18.2	8.0	1.4
<u>Length Of Last Overseas Tour:</u>								
11 Months Or Less	12.9	8.6	13.1	16.0	21.5	7.4	1.6	13.7
12 Through 17 Months	11.9	10.7	14.7	17.1	17.3	7.0	1.1	17.8
18 Through 23 Months	7.6	12.6	11.6	11.7	9.8	3.9	0.8	12.9
24 Through 29 Months	7.7	16.8	13.6	13.1	9.8	2.5	0.5	12.1
30 Through 35 Months	9.2	21.5	21.6	16.3	11.0	2.0	0.6	16.4
36 Months Or More	11.7	27.5	21.4	21.2	15.4	2.1	0.6	23.8
<u>QUARTERS ALLOWANCE</u>								
Yes, Without Dependents	9.5	1.3	2.2	3.1	5.1	17.4	17.5	2.2
Yes, With Dependents	70.4	64.8	78.3	80.8	79.6	61.6	49.8	82.0
No, But Government Quarters Are Provided For Family	10.7	31.6	17.7	14.2	11.6	7.4	1.5	13.4
No Quarters Allowance	9.4	2.3	1.8	1.9	3.7	13.6	31.2	2.4
<u>OVERSEAS STATION ALLOWANCE</u>								
No, Not Overseas	75.8	73.6	71.3	72.2	73.1	76.7	90.7	68.8
No, And On Overseas Tour	13.1	11.0	12.0	13.2	13.6	15.1	6.7	16.9
Yes, For Subsistence Only	4.2	4.4	6.0	5.1	5.2	3.6	0.9	4.6
Yes, For Quarters Only	0.6	0.3	0.8	1.0	0.8	0.4	0.1	0.6
Yes, For Both Quarters And Subsistence	6.3	10.7	9.9	8.5	7.3	4.2	1.6	9.1
<u>RECEIVING PILOT OR NAVIGATOR/OBSERVER TRAINING</u>								
<u>No, Presently A:</u>								
Pilot	41.7	57.4	46.4	50.2	48.2	42.3	14.6	4.6
Rated Officer, But Not A Pilot	15.4	7.9	9.6	12.7	16.5	20.7	12.7	0.5
Nonrated Officer	36.1	33.9	43.7	35.8	33.1	32.8	32.8	94.6
<u>Yes, Receiving:</u>								
Pilot Training	4.1	0.8	0.2	0.5	0.6	2.5	26.4	-
Navigator/Observer Training	2.7	-	0.1	0.8	1.6	1.7	13.5	0.3

TABLE 183- USAF OFFICERS BY GRADE IN WHICH SERVING, BY SELECTED CHARACTERISTICS AND ATTITUDES, WORLDWIDE - 31 MAY 1957 (CONTINUED)

SELECTED CHARACTERISTICS AND ATTITUDES	OFFICER STRENGTH	GRADE IN WHICH SERVING						
		Colonel	Lieutenant Colonel	Major	Captain	First Lieutenant	Second Lieutenant	Warrant Officer
OFFICER - TOTAL	140,585	4,748	9,667	22,376	41,266	41,673	16,299	4,556
PER CENT - TOTAL	100.0	100.0	100.0	100.0	100.0	100.0	100.0	100.0
MONTHS OF ACTIVE FEDERAL MILITARY SERVICE IN PRESENT GRADE LEVEL								
3 Months Or Less	8.2	3.7	6.6	5.0	5.8	10.6	14.6	9.1
4 Through 7 Months	8.6	0.8	3.4	3.7	5.7	11.6	20.4	9.4
8 Through 11 Months	9.1	0.3	0.8	0.8	3.7	15.5	27.2	2.4
12 Through 17 Months	14.9	3.7	7.1	7.6	9.0	19.5	32.4	21.1
18 Through 23 Months	6.3	1.0	2.4	2.0	4.9	11.1	4.1	18.8
24 Through 29 Months	8.4	4.4	8.2	7.9	10.4	10.3	0.6	6.7
30 Through 35 Months	3.1	0.8	3.6	2.2	1.2	6.8	0.3	1.6
36 Through 41 Months	6.6	6.3	5.4	7.1	9.0	7.0	0.1	5.9
42 Through 47 Months	1.7	0.5	0.9	1.2	1.2	3.6	0.1	-
48 Through 53 Months	6.6	8.1	9.4	10.6	10.3	2.4	-	8.9
54 Through 59 Months	2.7	4.4	4.4	7.0	3.2	0.4	0.2	0.3
60 Through 65 Months	4.7	7.3	7.1	11.8	5.9	0.3	-	8.6
66 Through 71 Months	5.3	10.4	10.1	12.1	7.6	0.3	-	0.5
72 Through 77 Months	8.0	15.9	14.7	14.9	13.8	0.2	-	1.1
78 Through 83 Months	2.7	6.5	5.3	2.5	5.7	0.2	-	0.8
84 Through 89 Months	0.5	1.0	2.2	0.7	0.6	a/	-	0.5
90 Through 95 Months	0.2	0.8	0.8	0.3	0.2	a/	-	0.3
96 Or More Months	2.4	24.1	7.6	2.6	1.8	0.2	-	4.0
MONTHS OF ACTIVE FEDERAL MILITARY SERVICE IN PREVIOUS GRADE								
Not Promoted Or Question Doesn't Apply	12.1	-	0.9	0.7	3.7	6.1	76.6	3.5
3 Months Or Less	0.5	1.3	0.2	0.1	0.8	0.5	0.7	0.3
4 Through 7 Months	1.6	1.6	1.1	0.5	2.2	2.0	0.6	0.8
8 Through 11 Months	2.1	2.1	1.5	0.7	3.3	2.7	0.9	0.8
12 Through 17 Months	8.3	7.0	3.1	2.8	4.9	14.9	12.3	2.4
18 Through 23 Months	24.8	5.7	4.1	4.5	6.5	70.3	4.9	3.5
24 Through 29 Months	4.1	8.1	6.4	6.9	5.2	1.3	1.2	8.1
30 Through 35 Months	3.8	3.4	4.4	5.6	7.1	0.5	0.6	6.5
36 Through 41 Months	6.5	7.0	5.4	5.2	15.2	0.5	0.4	14.2
42 Through 47 Months	6.6	2.9	3.7	3.7	17.2	0.2	0.5	16.4
48 Through 53 Months	5.7	4.2	4.3	6.0	13.5	0.4	0.5	8.1
54 Through 59 Months	3.3	2.6	7.5	6.3	5.0	0.1	0.4	4.0
60 Or More Months	20.6	54.1	57.4	57.0	15.4	0.5	0.4	31.4
LEGAL DEPENDENTS								
No Dependents	17.2	1.3	2.3	3.0	7.1	29.8	47.5	2.2
1 Dependent	16.2	11.2	10.3	9.6	11.0	22.5	28.0	11.6
2 Dependents	20.2	19.6	18.6	16.9	17.2	26.3	18.3	18.8
3 Dependents	22.9	29.5	29.9	30.2	30.7	15.5	4.4	30.1
4 Dependents	14.6	23.8	24.5	25.2	20.5	4.4	1.3	21.2
5 Or More Dependents	8.9	14.6	14.4	15.1	13.5	1.5	0.5	16.1
NUMBER OF DEPENDENTS OCCUPYING QUARTERS AT DUTY STATION								
No Dependents	17.2	1.3	2.3	3.0	7.1	29.8	47.5	2.2
Have Dependents; Not At Duty Station	4.6	3.4	5.1	4.2	5.2	3.7	3.9	11.4
1 Dependent At Duty Station	15.6	14.4	11.9	10.6	10.4	21.3	25.0	10.6
2 Dependents At Duty Station	19.6	19.1	19.0	16.2	17.1	25.3	17.7	16.5
3 Dependents At Duty Station	22.0	27.7	27.8	29.8	29.4	14.7	4.3	29.0
4 Dependents At Duty Station	13.2	21.9	21.7	22.6	18.7	4.0	1.2	16.8
5 Or More Dependents	7.8	12.2	12.2	13.6	12.1	1.2	0.4	13.5

a/ Less than 0.05 per cent

TABLE 183 USAF OFFICERS BY GRADE IN WHICH SERVING, BY SELECTED CHARACTERISTICS AND ATTITUDES, WORLDWIDE - 31 MAY 1957 (CONTINUED)

SELECTED CHARACTERISTICS AND ATTITUDES	OFFICER STRENGTH	GRADE IN WHICH SERVING						
		Colonel	Lieutenant Colonel	Major	Captain	First Lieutenant	Second Lieutenant	Warrant Officer
OFFICER - TOTAL	140,585	4,748	9,567	22,376	41,266	41,673	16,299	4,556
PER CENT - TOTAL	100.0	100.0	100.0	100.0	100.0	100.0	100.0	100.0
<u>DEPENDENTS ALONG ON LAST OVERSEAS TOUR</u>								
Never Had AP Overseas Tour	20.6	1.0	1.7	2.9	9.4	39.9	44.8	1.4
On First Overseas Tour	5.0	1.0	1.6	1.5	3.2	10.9	3.1	0.8
No Dependents At That Time	7.7	5.6	6.0	9.2	11.1	6.9	1.1	5.9
Yes, And Dependents Traveled Concurrently	3.4	19.4	8.9	5.9	2.8	0.8	0.1	6.2
Yes, But Arrived Less Than Four Months Later	7.3	16.2	12.7	12.6	10.5	1.6	0.4	10.0
Yes, But Arrived 4 To 6 Months Later	6.9	10.5	13.5	12.5	9.7	1.1	0.6	12.9
Yes, But Arrived More Than Six Months Later	9.6	17.3	18.0	18.1	12.5	1.9	0.7	19.1
No, Dependents Did Not Come	22.3	27.7	35.3	34.3	33.7	7.1	1.7	41.5
Have No Dependents	17.2	1.3	2.3	3.0	7.1	29.8	47.5	2.2
<u>LOCATION OF DEPENDENTS NOT OCCUPYING QUARTERS AT OVERSEAS DUTY STATION</u>								
Remained At Last Duty Station Area	3.8	4.4	6.9	6.7	5.3	1.0	0.2	8.3
Returned To Permanent Home Address	12.4	10.9	16.8	18.7	19.9	4.3	1.0	20.6
Established Residence At Some Other Location	6.1	12.4	11.6	8.9	8.5	1.8	0.5	12.6
Dependents Came Overseas, On First Overseas Tour, Or Never Had Overseas Tour	60.5	71.0	62.4	62.7	59.2	63.1	50.8	56.3
Have No Dependents	17.2	1.3	2.3	3.0	7.1	29.8	47.5	2.2
<u>REASON DEPENDENTS DID NOT COME OVERSEAS ON LAST OVERSEAS TOUR</u>								
Housing Not Immediately Available	2.9	2.3	4.0	5.1	4.0	0.7	0.1	8.6
Housing Available, But Quality, Cost, Or Distance Unacceptable	0.4	-	0.3	1.0	0.5	0.2	0.1	0.8
Station Too Isolated	1.9	1.0	2.3	2.4	2.6	1.1	0.3	6.8
Left Them In US To Qualify For Short Overseas Tour	0.6	0.5	1.1	0.7	0.9	0.2	0.1	1.0
Not Authorized Dependents Travel Or Support Due To Grade And Location Of Duty Station	0.6	1.3	0.3	0.8	1.0	0.3	0.1	1.0
Dependents Not Authorized Due To Type Of Overseas Tour	12.4	18.5	20.9	18.6	20.0	3.6	0.6	14.9
Military, Political, Or Climatic Conditions Too Unfavorable	1.0	0.8	1.8	1.5	1.5	0.2	0.2	2.4
Dependents Attend School In US	0.2	-	0.7	0.2	0.1	0.1	-	0.8
Other Personal Reasons	2.3	3.3	3.9	4.0	3.1	0.7	0.2	5.2
Dependents Came Overseas, On First Overseas Tour, Or Never Had Overseas Tour	60.5	71.0	62.4	62.7	59.2	63.1	50.8	56.3
Have No Dependents	17.2	1.3	2.3	3.0	7.1	29.8	47.5	2.2

TABLE 183- USAF OFFICERS BY GRADE IN WHICH SERVING, BY SELECTED CHARACTERISTICS AND ATTITUDES, WORLDWIDE - 31 MAY 1957 (CONTINUED)

SELECTED CHARACTERISTICS AND ATTITUDES	OFFICER STRENGTH	GRADE IN WHICH SERVING						
		Colonel	Lieutenant Colonel	Major	Captain	First Lieutenant	Second Lieutenant	Warrant Officer
OFFICER - TOTAL	140,585	4,748	9,667	22,376	41,266	41,673	16,299	4,556
PER CENT - TOTAL	100.0	100.0	100.0	100.0	100.0	100.0	100.0	100.0
<u>DISSATISFACTION WITH MILITARY SERVICE AND CIVILIAN PROSPECTS</u>								
No Significant Dissatisfaction:	58.0	64.1	67.0	67.3	61.9	48.0	52.0	63.7
Very Good Civilian Prospects . . .	33.5	49.0	35.2	32.0	28.7	33.3	45.2	31.6
Fairly Good Civilian Prospects . . .	39.7	18.8	35.2	37.3	41.0	45.7	37.3	38.4
Unknown Civilian Prospects	26.8	32.2	29.6	30.7	30.3	21.0	17.5	30.0
Some Dissatisfaction:	34.5	28.3	27.0	28.7	32.1	41.4	38.4	30.1
Very Good Civilian Prospects . . .	37.4	41.7	32.9	34.8	38.0	35.6	45.4	36.4
Fairly Good Civilian Prospects . . .	43.8	22.2	40.2	42.1	41.4	48.9	42.6	40.1
Unknown Civilian Prospects	18.8	36.1	26.9	23.1	20.6	15.5	11.0	29.5
Considerable Dissatisfaction:	5.6	4.5	3.1	2.3	3.9	9.0	8.4	3.0
Very Good Civilian Prospects . . .	52.8	82.3	48.2	48.9	68.5	48.6	55.0	36.4
Fairly Good Civilian Prospects . . .	31.0	11.8	22.2	33.3	23.7	35.2	31.7	36.4
Unknown Civilian Prospects	16.2	5.9	29.6	17.8	15.8	16.2	13.3	27.2
Other Reasons	1.9	3.1	2.9	1.7	2.3	1.6	1.2	3.2
<u>MOST IMPORTANT REASON FOR:</u>								
<u>STAYING IN THE AIR FORCE</u>								
Like Military Life	16.4	33.4	28.1	24.9	19.1	8.4	4.3	23.4
Like Flying And Aviation	21.7	14.9	16.2	18.8	21.1	26.4	25.8	1.6
Like My Job And Duty Assignments	8.4	11.5	10.8	11.7	9.6	6.0	4.1	12.6
Adventure, Travel, New								
Experiences	1.9	1.0	2.0	1.3	1.8	1.8	3.7	1.9
Retirement Benefits And Equity . .	12.2	6.0	14.8	15.5	16.8	7.5	3.7	28.9
Prestige Attached To An Air Force								
Or Military Service Career	0.9	1.8	2.0	1.6	0.8	0.5	0.6	0.8
Amount Of Service Toward								
Retirement	8.3	16.4	13.6	14.2	11.6	1.2	0.3	24.2
Pay, Allowances And Fringe								
Benefits	2.9	2.1	2.5	2.1	2.6	3.9	3.1	1.1
Opportunities For Training And								
Education In The Air Force	2.4	-	1.4	1.3	2.0	3.2	4.2	0.5
Family In Favor Or My Staying In								
Contribution To National								
Defense Effort	2.3	6.8	3.9	4.0	2.6	1.1	0.6	0.3
<u>LEAVING THE AIR FORCE</u>								
Don't Like Military Life In								
General	0.9	0.3	0.2	0.1	0.5	1.7	2.1	-
Civilian Life Offers Greater								
Career Or Professional								
Opportunities	7.2	1.0	0.6	0.5	4.2	12.3	18.2	0.5
Plan On Going To School Or								
College	1.6	-	-	-	0.2	3.7	3.8	-
Air Force Hasn't Provided Me With								
Work I Like	2.1	0.5	0.3	0.3	0.6	4.1	5.4	0.5
Personal Freedom Limited Too Much								
Not Enough Promotion Opportunities								
Make More Money In Civilian Life								
Advancement Based Too Strongly								
On Seniority	0.7	-	-	0.1	0.3	1.4	1.3	0.3
Lack Of Prestige	0.2	-	0.5	0.1	0.1	0.4	0.3	-
Lack Of Stability Of Personnel								
Policies	1.1	0.5	0.1	0.6	0.9	1.9	1.1	0.8
Frequent Change Of Station	0.9	0.3	0.3	0.1	0.5	1.4	2.7	0.5
General Dissatisfaction With								
Air Force Life	1.2	-	0.1	0.3	0.4	2.6	2.3	-
Family Considerations	2.1	0.8	0.3	0.9	1.2	3.4	4.9	0.5
OTHER REASONS	1.3	0.8	0.9	0.6	1.1	1.9	1.4	0.5

TABLE 183- USAF OFFICERS BY GRADE IN WHICH SERVING, BY SELECTED CHARACTERISTICS AND ATTITUDES, WORLDWIDE - 31 MAY 1957 (CONTINUED)

SELECTED CHARACTERISTICS AND ATTITUDES	OFFICER STRENGTH	GRADE IN WHICH SERVING						
		Colonel	Lieutenant Colonel	Major	Captain	First Lieutenant	Second Lieutenant	Warrant Officer
<u>OFFICER - TOTAL</u>	140,585	4,748	9,667	22,376	41,266	41,673	16,299	4,556
<u>PER CENT - TOTAL</u>	100.0	100.0	100.0	100.0	100.0	100.0	100.0	100.0
<u>RECEIVED COUNSELING ABOUT ADVANTAGES OF AF CAREER</u>								
No (Or Only Briefly)	53.4	64.8	63.5	58.7	59.1	45.3	43.6	51.3
Yes:								
During 1 Jan 57 Through 30 Apr 57	11.5	3.1	4.5	6.3	8.2	17.0	21.2	3.0
1 Jul 56 Through 31 Dec 56	7.7	1.8	3.2	3.7	4.7	12.3	14.9	1.9
1 Jan 56 Through 30 Jun 56	2.0	0.3	0.3	0.7	1.2	2.7	6.0	0.8
Prior To 1 Jan 56	10.5	14.9	12.8	13.4	10.4	9.5	5.2	16.1
Yes, But Don't Remember When	14.9	15.1	15.7	17.2	16.4	13.2	9.1	26.9
<u>INFLUENCE OF SUCH COUNSELING ON AIR FORCE PLANS</u>								
<u>Have Had Counseling And It:</u>								
Influenced Me Toward Staying In Air Force	10.1	8.9	9.4	9.8	8.5	11.2	11.9	11.3
Had No Influence On Plans	38.8	28.2	29.6	34.0	34.8	45.5	46.2	40.8
<u>Influenced Me Against Staying In Air Force</u>								
.	0.9	-	0.5	0.4	0.5	1.6	2.1	0.3
<u>Have Had No Counseling And Lack Of Counseling:</u>								
Influenced Me Toward Staying In Air Force	1.2	1.6	0.8	1.3	1.3	1.3	0.6	1.3
Had No Influence On Plans	48.2	61.3	59.7	54.2	54.4	38.9	37.8	46.0
Influenced Me Against Staying In Air Force	0.8	-	-	0.3	0.5	1.5	1.4	0.3
<u>MOST IMPORTANT CONDITION OR THING IN THE LIFE YOU WANT TO LEAD</u>								
As Little Restraint As Possible	2.0	1.3	0.7	0.9	2.0	2.7	2.4	1.9
Opportunity To Serve My Country	7.6	16.2	13.7	12.5	8.6	3.3	2.3	11.9
Adequate Housing	2.0	2.1	2.7	2.4	2.7	1.5	0.6	3.5
Recognition For Work Well Done	9.6	9.4	13.5	12.5	11.7	6.8	5.3	11.0
Opportunity To Fly	10.6	5.5	5.6	7.8	9.9	14.7	12.4	0.8
Good Retirement Pay	5.8	5.2	7.8	8.5	7.3	3.2	1.9	15.1
Approved By My Associates Of My Occupation	0.8	1.6	0.9	0.6	0.9	0.6	0.6	1.3
Steady Income	9.8	7.9	8.9	9.9	12.4	8.4	5.8	17.2
Stable Family Life	15.6	11.3	10.8	11.9	14.8	17.5	22.6	13.2
More Training Or Education	3.3	0.3	1.6	1.4	2.6	5.5	4.7	1.3
Opportunity To Get Ahead	12.7	12.8	12.0	11.7	10.1	14.2	17.6	10.2
Interesting And Challenging Work	18.0	24.9	20.3	18.8	15.4	18.5	21.0	11.0
Travel, New Experience, Adventure	0.9	0.5	0.8	0.5	0.6	1.0	1.7	0.8
Other	1.3	1.0	0.7	0.6	1.0	2.1	1.1	0.8
<u>WHERE DO YOU FEEL YOU CAN BEST REALIZE OR OBTAIN THE CONDITION DESIRED IN LIFE</u>								
In The Air Force	46.8	59.3	57.1	58.5	54.8	36.0	25.5	59.1
In Civilian Life	32.7	22.2	21.4	19.2	25.5	44.5	52.0	20.2
Either, About Equally	20.5	18.5	21.5	22.3	19.7	19.5	22.5	20.7
<u>ACTIVE DUTY PREFERENCES</u>								
Remain On Active Duty	72.7	91.4	94.0	94.9	87.3	53.0	32.9	93.0
Separate	14.6	2.3	2.3	1.5	6.5	29.6	28.3	2.4
Undecided	12.7	6.3	3.7	3.6	6.2	17.4	38.8	4.6

Source: Sample Survey, Personnel Statistics Division, Directorate of Statistical Services, DCS/Comptroller.

TABLE 184 - AVERAGES FOR SELECTED CHARACTERISTICS FOR USAF OFFICERS
BY GRADE IN WHICH SERVING, WORLDWIDE - 31 MAY 1957

SELECTED CHARACTERISTICS	AVERAGE FOR ALL OFFICERS	GRADE IN WHICH SERVING						
		Colonel	Lieu- tenant Colonel	Major	Captain	First Lieu- tenant	Second Lieu- tenant	Warrant Officer
<u>AVERAGE</u>								
Age In Years	32.6	43.6	41.6	38.9	34.9	26.4	23.9	39.6
Number Of Legal Dependents	2.3	3.2	3.1	3.2	2.9	1.5	0.9	3.1
Number Of Dependents With Me At Permanent Duty Station (Excludes Those Without Dependents And Those With No Dependents At Duty Station)	2.2	2.9	2.8	3.0	2.7	1.4	0.8	2.7
Years Of Active Federal Military Service	8.6	17.4	15.4	13.9	10.4	3.6	1.1	16.7
Years Of Total Federal Commissioned Service	7.4	18.4	15.5	13.2	9.6	2.4	0.3	-

Source: Sample Survey, Personnel Statistics Division, Directorate of Statistical Services, DCS/Comptroller.

TABLE 185- USAF MALE COMMISSIONED OFFICERS BY CAREER CATEGORY AND AF CAREER

SELECTED CHARACTERISTICS AND ATTITUDES	TOTAL MALE COMMISSIONED OFFICERS				REGULAR OFFICERS			
	Total	Career Plans			Total	Career Plans		
		Yes	Unde- cided	No		Yes	Unde- cided	No
<u>OFFICER - TOTAL</u>	<u>132,400</u>	<u>90,233</u>	<u>20,414</u>	<u>21,753</u>	<u>24,200</u>	<u>21,242</u>	<u>2,308</u>	<u>650</u>
<u>PER CENT - TOTAL</u>	<u>100.0</u>	<u>68.2</u>	<u>15.4</u>	<u>16.4</u>	<u>100.0</u>	<u>87.8</u>	<u>9.5</u>	<u>2.7</u>
<u>GRADE IN WHICH SERVING</u>								
Colonel	4,745	91.1	7.1	1.8	4,130	90.4	7.8	1.8
Lieutenant Colonel	9,579	93.8	4.6	1.6	5,502	92.5	6.1	1.4
Major	22,087	95.1	3.5	1.4	6,267	94.0	4.8	1.2
Captain	40,020	85.5	7.4	7.1	5,066	82.8	14.1	3.1
First Lieutenant	40,374	46.7	22.1	31.2	2,670	71.6	17.3	10.6
Second Lieutenant	15,995	21.3	44.0	34.7	555	60.4	37.5	2.1
<u>EDUCATIONAL LEVEL</u>								
Less Than High School Graduate	865	92.1	6.6	1.3	46	100.0	-	-
High School Graduate	15,487	87.7	8.2	4.1	1,033	95.5	3.4	1.1
College, Less Than Two Years	18,462	87.1	8.8	4.1	1,995	96.5	3.5	-
College, Two Years Or More, No Degree	32,008	87.3	8.7	4.0	6,415	94.6	4.5	0.9
Baccalaureate Degree Or Equivalent	51,092	48.5	23.6	27.9	9,896	84.8	11.7	3.5
Law Degree	2,052	55.1	18.5	26.4	499	90.7	7.0	2.3
Master Degree	6,070	70.2	15.0	14.8	2,668	82.2	14.3	3.5
Doctorate Degree	473	63.4	7.3	29.3	93	75.0	12.5	12.5
Medical Or Dental Degrees	5,891	27.5	21.3	51.2	1,555	71.6	20.9	7.5
<u>MARITAL STATUS</u>								
Never Married	21,256	30.6	30.5	38.9	1,334	72.2	25.2	2.6
Married	109,278	75.6	12.4	12.0	22,530	88.7	8.5	2.8
Other	1,866	77.9	12.9	9.2	336	86.2	13.8	-
<u>MARITAL STATUS ON DAY ENTERED MILITARY SERVICE FOR FIRST TIME</u>								
Never Married	100,042	72.1	14.4	13.5	19,861	87.8	9.9	2.3
Married	31,167	56.2	18.6	25.2	4,130	87.6	7.9	4.5
Other	1,191	83.7	6.7	9.6	209	88.9	11.1	-
<u>MONTHS OVERSEAS ON LAST OVERSEAS TOUR</u>								
Never Had An AF Overseas Tour	42,136	31.5	30.5	38.0	2,951	66.5	26.0	7.5
Overseas Now On First AF Overseas Tour	10,662	43.4	24.2	32.4	1,057	69.2	22.0	8.8
11 Months Or Less	17,284	89.9	6.5	3.6	3,299	93.3	4.6	2.1
12 Through 17 Months	15,644	88.5	7.6	3.9	3,218	92.1	6.8	1.1
18 Through 23 Months	9,719	89.4	7.3	3.3	2,324	88.0	9.5	2.5
24 Through 29 Months	9,774	93.7	4.4	1.9	3,090	94.4	4.5	1.1
30 Through 35 Months	12,069	93.9	4.5	1.6	3,660	93.0	4.8	2.2
36 Months Or More	15,112	92.7	6.1	1.2	4,601	90.1	8.6	1.3
<u>SOURCE OF COMMISSION</u>								
Aviation Cadet Or Flying Cadet	58,110	84.3	10.5	5.2	11,253	93.5	5.5	1.0
Officers' Candidate School	14,277	92.0	5.2	2.8	2,425	94.2	5.3	0.5
Reserve Officer Training Corps	35,015	21.0	29.0	40.0	2,947	87.4	10.2	2.4
USMA Or USNA	3,548	69.3	23.0	7.7	3,480	68.7	23.3	8.0
Other (Direct Appointment, etc.) And Unknowns	21,450	70.2	11.8	18.0	4,095	84.7	11.0	4.3

INTENT, BY SELECTED CHARACTERISTICS AND ATTITUDES, WORLDWIDE - 31 MAY 1957

CAREER RESERVE OFFICERS				NONCAREER RESERVE OFFICERS				SELECTED CHARACTERISTICS AND ATTITUDES
Total	Career Plans			Total	Career Plans			
	Yes	Unde- cided	No		Yes	Unde- cided	No	
74,800	64,864	7,620	2,316	33,400	4,127	10,486	18,787	<u>OFFICER - TOTAL</u>
100.0	86.7	10.2	3.1	100.0	12.4	31.4	56.2	<u>PER CENT - TOTAL</u>
								<u>GRADE IN WHICH SERVING</u>
615	95.9	2.1	2.0	-	-	-	-	Colonel
4,039	96.8	2.3	0.9	38	37.5	12.5	50.0	Lieutenant Colonel
15,712	95.8	3.0	1.2	108	42.9	-	57.1	Major
32,056	93.0	5.8	1.2	2,898	5.3	13.1	81.6	Captain
19,914	71.4	21.2	7.4	17,790	14.2	23.8	62.0	First Lieutenant
2,464	59.3	32.8	7.9	12,566	10.9	46.8	42.3	Second Lieutenant
								<u>EDUCATIONAL LEVEL</u>
772	92.6	7.4	-	47	75.0	-	25.0	Less Than High School Graduate
12,934	92.9	5.8	1.3	1,520	36.9	33.1	30.0	High School Graduate
14,819	90.9	7.7	1.4	1,648	39.7	26.2	34.1	College, Less Than Two Years
								College, Two Years Or More,
								No Degree
23,313	90.7	7.2	2.1	2,280	30.8	35.9	33.3	Baccalaureate Degree Or Equivalent
19,078	75.3	18.2	6.5	22,118	8.4	33.6	58.0	Law Degree
863	75.0	18.4	6.6	690	3.4	27.1	69.5	Master Degree
2,362	82.2	13.5	4.3	1,040	11.2	20.2	68.6	Doctorate Degree
216	100.0	-	-	164	7.1	14.3	78.6	Medical Or Dental Degrees
443	74.4	12.8	12.8	3,893	4.2	22.5	73.3	
								<u>MARITAL STATUS</u>
7,063	62.1	28.4	9.5	12,859	8.4	32.3	59.3	Never Married
66,488	89.4	8.3	2.3	20,260	14.5	30.8	54.7	Married
1,249	85.4	8.2	6.4	281	33.3	33.4	33.3	Other
								<u>MARITAL STATUS ON DAY ENTERED MILITARY SERVICE FOR FIRST TIME</u>
59,208	87.0	10.2	2.8	20,973	14.0	30.8	55.2	Never Married
14,774	85.2	10.4	4.4	12,263	9.4	32.5	58.1	Married
818	93.0	2.8	4.2	164	28.6	21.4	50.0	Other
								<u>MONTHS OVERSEAS ON LAST OVERSEAS TOUR</u>
12,734	66.5	24.9	8.6	26,451	10.2	33.8	56.0	Never Had An Overseas Tour
5,089	66.7	23.2	10.1	4,516	10.1	25.9	64.0	Overseas Now On First AF Overseas Tour
13,131	92.6	6.4	1.0	854	32.9	16.4	50.7	11 Months Or Less
11,689	91.1	7.4	1.5	737	30.2	12.7	57.1	12 Through 17 Months
6,974	92.4	6.5	1.1	421	47.2	16.7	36.1	18 Through 23 Months
6,520	94.2	4.2	1.6	164	57.1	14.3	28.6	24 Through 29 Months
8,269	94.9	3.9	1.2	140	58.4	33.3	8.3	30 Through 35 Months
10,394	93.9	5.0	1.1	117	80.0	10.0	10.0	36 Months Or More
								<u>SOURCE OF COMMISSION</u>
41,573	88.8	9.0	2.2	5,284	27.9	33.8	38.3	Aviation Cadet Or Flying Cadet
11,174	94.0	4.5	1.5	678	50.0	17.2	32.8	Officers' Candidate School
9,868	64.2	26.1	9.7	22,200	8.3	32.8	58.9	Reserve Officer Training Corps
68	100.0	-	-	-	-	-	-	USMA Or USNA
12,117	91.1	6.6	2.3	5,238	9.1	24.8	66.1	Other (Direct Appointment, etc.) And Unknowns

TABLE 185 USAF MALE COMMISSIONED OFFICERS BY CAREER CATEGORY AND AF CAREER INTENT.

SELECTED CHARACTERISTICS AND ATTITUDES	TOTAL MALE COMMISSIONED OFFICERS				REGULAR OFFICERS			
	Total	Career Plans			Total	Career Plans		
		Yes	Unde- cided	No		Yes	Unde- cided	No
<u>OFFICER - TOTAL</u>	<u>132,400</u>	<u>90,233</u>	<u>20,414</u>	<u>21,753</u>	<u>24,200</u>	<u>21,242</u>	<u>2,308</u>	<u>650</u>
<u>PER CENT - TOTAL</u>	<u>100.0</u>	<u>68.5</u>	<u>15.3</u>	<u>16.2</u>	<u>100.0</u>	<u>87.8</u>	<u>9.5</u>	<u>2.7</u>
<u>DATE AWARDED FIRST COMMISSION</u>								
Prior To 1 January 1951	70,155	92.8	5.0	1.2	19,815	91.6	6.9	1.5
<u>During:</u>								
1951	4,130	80.8	12.8	6.4	875	78.7	14.7	6.6
1952	4,201	72.7	19.7	7.6	840	79.1	18.1	2.8
1953	8,815	66.3	17.8	15.9	956	78.0	14.7	7.3
1954	14,580	36.2	21.6	42.2	641	52.7	27.3	20.0
1955	18,252	22.3	30.0	47.7	502	62.8	27.9	9.3
1956	11,388	21.8	45.0	33.2	571	59.2	36.7	4.1
1957	879	51.3	32.9	15.8	-	-	-	-
<u>INITIAL ENTRY ON ACTIVE DUTY AS A COMMISSIONED OFFICER</u>								
Prior To 1 July 1951	70,493	94.0	4.9	1.1	20,293	91.3	7.1	1.6
1 July 51 Through 30 June 52	3,886	77.6	16.8	5.6	805	69.6	23.2	7.2
1 July 52 Through 30 June 53	6,729	76.5	16.0	7.5	1,003	86.0	10.5	3.5
1 July 53 Through 30 June 54	9,531	62.5	20.8	16.7	898	63.6	20.8	15.6
1 July 54 Through 30 June 55	16,512	31.2	24.6	44.2	443	63.2	26.3	10.5
1 July 55 Through 30 June 56	15,572	18.7	31.4	49.9	536	58.7	34.8	6.5
Subsequent To 30 June 1956	9,677	19.3	44.5	36.2	222	52.6	36.9	10.5
<u>DATE OF SEPARATION (DOS)</u>								
June 1957	1,616	7.3	2.2	90.5	-	-	-	-
July 57 Through December 57	7,005	7.2	12.0	80.8	-	-	-	-
January 58 Through June 58	6,404	15.5	28.7	55.8	-	-	-	-
July 58 Through June 59	11,629	12.2	36.4	51.4	-	-	-	-
July 59 Through June 60	6,593	14.8	51.0	34.2	-	-	-	-
Other	153	23.1	69.2	7.7	-	-	-	-
No Date Of Separation	99,000	87.0	10.0	3.0	24,200	87.8	9.5	2.7
<u>IF ENTERED ON ACTIVE COMMISS- SIONED SERVICE SINCE 1 JUL 51, HAS YOUR ORIGINAL DOS BEEN CHANGED</u>								
Original AD Commission Awarded Earlier Than 1 July 51	59,608	94.1	4.7	1.2	18,109	91.9	6.5	1.6
Never Had A DOS	12,054	74.0	16.6	9.4	4,127	74.1	19.6	6.3
No, Still Serving Under Original DOS Established Since 1 July 51	27,515	10.8	30.8	58.4	306	57.7	26.9	15.4
<u>Yes, And:</u>								
Have Signed Indefinite Statement	26,997	73.5	20.5	6.0	423	86.1	13.9	-
Have Signed SpTC Since Coming On AD As A Commissioned Officer	2,389	30.0	35.5	34.5	24	50.0	50.0	-
Original Obligated Service Time Reduced Because Of Failure To Complete Flying Training	12	-	-	100.0	-	-	-	-
Changed For Other Reasons	3,825	43.9	19.9	36.2	1,211	79.6	15.5	4.9
<u>CAREER PLANS WHEN FIRST ENTERED THE AIR FORCE</u>								
Make Air Force A Career	40,931	87.9	7.8	4.3	11,317	87.5	9.3	3.2
Stay In AF A While Longer Than Obligated Tour	4,567	61.8	17.3	20.9	441	84.2	13.2	2.6
Serve A Minimum Tour	26,455	51.2	11.7	37.1	3,389	88.7	9.6	1.7
Hadn't Thought About It	16,083	90.8	6.0	3.2	3,772	94.2	4.2	1.6
Was Undecided	44,364	53.3	27.7	19.0	5,281	83.5	13.4	3.1

BY SELECTED CHARACTERISTICS AND ATTITUDES, WORLDWIDE - 31 MAY 1957 (CONTINUED)

CAREER RESERVE OFFICERS				NONCAREER RESERVE OFFICERS				SELECTED CHARACTERISTICS AND ATTITUDES
Total	Career Plans			Total	Career Plans			
	Yes	Unde- cided	No		Yes	Unde- cided	No	
74,800	64,864	7,620	2,316	33,400	4,127	10,486	18,787	<u>OFFICER - TOTAL</u>
100.0	86.7	10.2	3.1	100.0	12.4	31.4	56.2	<u>PER CENT - TOTAL</u>
								<u>DATE AWARDED FIRST COMMISSION</u>
49,836	95.1	4.2	0.7	504	48.8	11.6	39.6	Prior To 1 January 1951
								<u>During:</u>
3,102	84.2	11.4	4.4	153	23.1	30.8	46.1	1951
3,091	74.9	19.6	5.5	270	26.1	26.1	47.8	1952
6,569	74.0	17.5	8.5	1,290	17.3	21.8	60.9	1953
5,554	68.2	23.4	8.4	8,385	13.2	20.0	66.8	1954
4,698	56.3	34.0	9.7	13,052	8.2	28.6	63.2	1955
1,517	66.2	26.3	7.5	9,300	12.1	48.6	39.3	1956
433	60.5	34.2	5.3	446	42.1	31.6	26.3	1957
								<u>INITIAL ENTRY ON ACTIVE DUTY AS A COMMISSIONED OFFICER</u>
49,848	95.2	4.0	0.8	352	69.6	3.3	27.1	Prior To 1 July 1951
2,976	80.8	14.6	4.6	105	44.5	33.3	22.2	1 July 51 Through 30 June 52
5,269	78.8	16.0	5.2	457	28.2	28.2	43.6	1 July 52 Through 30 June 53
6,968	71.5	20.6	7.9	1,665	23.2	21.9	54.9	1 July 53 Through 30 June 54
5,166	64.5	27.2	8.3	10,903	13.7	23.3	63.0	1 July 54 Through 30 June 55
3,113	55.3	33.0	11.7	11,923	7.1	30.9	62.0	1 July 55 Through 30 June 56
1,460	56.3	32.8	10.9	7,995	11.4	46.9	41.7	Subsequent To 30 June 1956
								<u>DATE OF SEPARATION (DOS)</u>
-	-	-	-	1,616	7.3	2.2	90.5	June 1957
-	-	-	-	7,005	7.2	12.0	80.8	July 57 Through December 57
-	-	-	-	6,404	15.5	28.7	55.8	January 58 Through June 58
-	-	-	-	11,629	12.2	36.4	51.4	July 58 Through June 59
-	-	-	-	6,593	14.8	51.0	34.2	July 59 Through June 60
-	-	-	-	153	23.1	64.2	7.7	Other
74,800	86.7	10.2	3.1	-	-	-	-	No Date Of Separation
								<u>IF ENTERED ON ACTIVE COMMISSIONED SERVICE SINCE 1 JUL 51, HAS YOUR ORIGINAL DOS BEEN CHANGED</u>
41,228	95.2	4.0	0.8	271	56.5	4.3	39.2	Original AD Commission Awarded Earlier Than 1 July 51
6,407	87.8	9.1	3.1	1,520	14.0	40.3	45.7	Never Had A DOS
1,399	53.3	23.8	22.9	25,810	7.9	31.2	60.9	No, Still Serving Under Original DOS Established Since 1 July 51
25,124	74.9	19.9	5.2	1,450	44.7	35.0	20.3	<u>Yes, And:</u> Have Signed Indefinite Statement
126	45.5	36.3	18.2	2,239	28.9	35.3	35.8	Have Signed SpTC Since Coming On AD As A Commissioned Officer
-	-	-	-	12	-	-	100.0	Original Obligated Service Time Reduced Because Of Failure To Complete Flying Training
516	64.4	6.7	28.9	2,098	18.0	25.8	56.2	Changed For Other Reasons
								<u>CAREER PLANS WHEN FIRST ENTERED THE AIR FORCE</u>
26,410	93.2	5.2	1.6	3,204	44.5	23.7	31.8	Make Air Force A Career
2,851	79.7	14.3	6.0	1,275	12.8	25.7	61.5	Stay In AF Awhile Longer Than Obligated Tour
12,143	81.0	13.4	5.6	10,923	5.3	10.5	84.2	Serve A Minimum Tour
11,509	93.4	1.5	5.1	702	26.7	31.6	41.7	Hadn't Thought About It
21,787	79.4	16.6	4.0	17,296	10.2	46.5	43.3	Was Undecided

TABLE 185- USAF MALE COMMISSIONED OFFICERS BY CAREER CATEGORY AND AF CAREER INTENT.

SELECTED CHARACTERISTICS AND ATTITUDES	TOTAL MALE COMMISSIONED OFFICERS				REGULAR OFFICERS			
	Total	Career Plans			Total	Career Plans		
		Yes	Unde- cided	No		Yes	Unde- cided	No
<u>OFFICER - TOTAL</u>	<u>132,400</u>	<u>90,233</u>	<u>20,414</u>	<u>21,753</u>	<u>24,200</u>	<u>21,242</u>	<u>2,308</u>	<u>650</u>
<u>PER CENT - TOTAL</u>	<u>100.0</u>	<u>68.2</u>	<u>15.4</u>	<u>16.4</u>	<u>100.0</u>	<u>87.8</u>	<u>2.5</u>	<u>2.7</u>
<u>DO YOU FEEL THAT THE AF OFFERS CAREER ADVANTAGES SUPERIOR TO THOSE IN CIVILIAN LIFE</u>								
Yes	43,575	93.3	4.9	1.8	7,377	97.3	2.4	0.3
Both About Equal	33,524	74.9	18.3	6.8	6,657	92.1	7.0	0.9
No	45,410	40.3	20.4	39.3	8,191	75.6	17.7	6.7
Don't Know	9,891	65.6	27.8	6.6	1,975	89.4	9.4	1.2
<u>REASON FOR ORIGINAL ENTRY ON ACTIVE DUTY INTO THE AF</u>								
Can't Remember Original Reason . .	2,191	73.3	11.0	15.7	360	90.3	-	9.7
Drafted Or Ordered To Active Duty .	18,016	66.5	12.7	20.8	2,807	90.5	8.3	1.2
Travel, Adventure, New Experiences .	2,640	70.4	16.1	13.5	441	92.1	2.6	5.3
Joined AF In Preference To Other Military Services	25,415	54.5	17.7	27.8	3,167	84.2	12.1	3.7
AF Career Opportunities Looked Better Than Civilian Life	6,714	84.3	10.6	5.1	1,415	88.5	9.0	2.5
AF Pay And Fringe Benefits	706	36.1	39.3	24.6	197	58.8	35.3	5.9
Wanted AF Education And Technical Training To Use Later As A Civilian	2,264	66.4	16.8	16.8	441	73.7	21.1	5.2
Wanted To Take Advantage Of GI Bill Later In Civilian Life	645	64.3	19.6	16.1	93	62.5	37.5	-
Patriotic Feelings And National Defense	15,453	89.2	6.9	3.9	3,782	90.2	8.0	1.8
Interested In Aviation And Flying .	44,823	71.1	17.4	11.5	8,480	89.6	7.7	2.7
Security Of AF Life	2,292	91.5	6.5	2.0	650	89.3	7.1	3.6
None Of The Above Reasons	11,241	51.2	20.8	28.0	2,367	82.8	15.2	2.0
<u>DISSATISFACTION WITH MIL LIFE AND PROSPECTS IN CIV LIFE</u>								
No Significant Dissatisfaction:								
Very Good Civilian Prospects . . .	25,470	71.2	13.8	15.0	5,449	94.2	4.9	0.9
Fairly Good Civilian Prospects . .	30,342	82.8	11.2	6.0	4,392	96.6	2.6	0.8
Unknown Civilian Prospects	20,424	91.9	6.6	1.5	4,240	98.4	1.1	0.5
Some Dissatisfaction:								
Very Good Civilian Prospects . . .	17,350	45.8	22.8	31.4	3,625	73.1	22.4	4.5
Fairly Good Civilian Prospects . .	20,272	56.8	23.3	19.9	2,962	85.5	12.5	2.0
Unknown Civilian Prospects	8,619	73.9	16.1	10.0	1,952	86.9	12.5	0.6
Considerable Dissatisfaction:								
Very Good Civilian Prospects . . .	4,100	15.3	13.6	71.1	709	37.7	34.4	27.9
Fairly Good Civilian Prospects . .	2,352	12.3	21.7	66.0	232	30.0	30.0	40.0
Unknown Civilian Prospects	1,213	22.9	25.7	51.4	186	62.5	25.0	12.5
Other Reasons	2,258	70.1	22.3	7.6	453	87.2	12.8	-
<u>PERSONAL SITUATION IN THE AF IMPROVED IN THE LAST 12 MONTHS</u>								
Have Not Been In The AF During The Full Past 12 Months	9,085	16.8	44.4	38.8	453	64.1	28.2	7.7
Yes, Much Better Now	19,668	76.9	12.4	10.7	2,835	95.5	2.9	1.6
Yes, Slightly Better Now	27,188	68.8	15.7	15.5	3,636	89.1	9.0	1.9
About The Same	51,609	74.9	10.4	14.7	10,956	91.8	6.2	2.0
No, Slightly Worse Now	17,972	72.0	15.4	12.6	4,612	81.1	16.1	2.8
No, Much Worse Now	6,878	53.8	20.2	26.0	1,708	72.2	19.0	8.8

BY SELECTED CHARACTERISTICS AND ATTITUDES, WORLDWIDE - 31 MAY 1957 (CONTINUED)

CAREER RESERVE OFFICERS				NONCAREER RESERVE OFFICERS				SELECTED CHARACTERISTICS AND ATTITUDES
Total	Career Plans			Total	Career Plans			
	Yes	Unde- cided	No		Yes	Unde- cided	No	
74,800	64,864	7,620	2,316	33,400	4,127	10,486	18,787	<u>OFFICER - TOTAL</u>
100.0	86.7	10.2	3.1	100.0	12.4	31.4	56.2	<u>PER CENT - TOTAL</u>
								<u>DO YOU FEEL THAT THE AF OFFERS CAREER ADVANTAGES SUPERIOR TO THOSE IN CIVILIAN LIFE</u>
32,586	97.0	2.5	0.5	3,612	50.8	32.0	17.2	Yes
20,425	86.2	12.0	1.8	6,442	20.3	51.0	28.7	Both About Equal
16,492	68.0	21.3	10.7	20,727	3.7	20.6	75.7	No
5,297	84.3	15.3	0.4	2,619	8.5	67.8	23.7	Don't Know
								<u>REASON FOR ORIGINAL ENTRY ON ACTIVE DUTY INTO THE AF</u>
1,386	87.7	5.7	6.6	445	13.2	36.8	50.0	Can't Remember Original Reason
10,541	86.3	10.1	3.6	4,668	6.0	21.6	72.4	Drafted Or Ordered To Active Duty
1,579	84.9	9.3	5.8	620	17.0	43.4	39.6	Travel, Adventure, New Experiences
12,234	83.2	12.1	4.7	10,014	9.0	26.4	64.6	Joined AF In Preference To Other Military Services
4,305	91.6	6.3	2.1	994	45.9	31.8	22.3	AF Career Opportunity Looked Better Than Civilian Life
216	57.9	36.8	5.3	293	4.0	44.0	52.0	AF Pay And Fringe Benefits
1,238	88.1	10.1	1.8	585	14.0	28.0	58.0	Wanted AF Education And Technical Training To Use Later As A Civilian
318	89.3	7.1	3.6	234	30.0	30.0	40.0	Wanted To Take Advantage Of GI Bill Later In Civilian Life
11,098	92.5	6.0	1.5	573	16.3	18.4	65.3	Patriotic Feelings And National Defense
25,990	86.3	11.2	2.5	10,353	16.4	41.6	42.0	Interested In Aviation And Flying
1,431	97.6	1.6	0.8	211	55.6	38.9	5.5	Security Of AF Life
4,464	78.6	16.8	4.6	4,410	5.6	28.1	66.3	None Of The Above Reasons
								<u>DISSATISFACTION WITH MIL LIFE AND PROSPECTS IN CIV LIFE</u>
13,226	91.1	6.4	2.5	6,795	12.7	35.8	51.5	No Significant Dissatisfaction:
20,816	93.4	5.5	1.1	5,134	26.7	42.8	30.5	Very Good Civilian Prospects
14,453	96.2	3.4	0.4	1,731	38.5	48.0	13.5	Fairly Good Civilian Prospects
6,545	74.7	19.4	5.9	7,180	4.9	26.2	68.9	Unknown Civilian Prospects
11,170	75.2	20.6	4.2	6,140	8.6	33.5	57.9	Some Dissatisfaction:
5,147	85.9	10.6	3.5	1,520	15.4	40.0	44.6	Very Good Civilian Prospects
830	39.7	26.0	34.3	2,561	0.9	3.7	95.4	Fairly Good Civilian Prospects
682	30.0	43.3	26.7	1,438	0.8	9.8	89.4	Unknown Civilian Prospects
477	33.3	35.7	31.0	550	-	17.0	83.0	Other Reasons
1,454	75.8	21.1	3.1	351	23.3	40.0	36.7	
								<u>PERSONAL SITUATION IN THE AF IMPROVED IN THE LAST 12 MONTHS</u>
750	74.3	13.6	12.1	7,882	8.4	48.4	43.2	Have Not Been In The AF During The Full Past 12 Months
12,635	89.1	8.3	2.6	4,198	26.5	31.7	41.8	Yes, Much Better Now
16,430	86.7	11.1	2.2	7,122	15.9	30.2	53.9	Yes, Slightly Better Now
30,736	89.4	7.7	2.9	9,917	9.4	23.8	66.8	About The Same
10,658	83.9	13.6	2.5	2,702	7.8	21.2	71.0	No, Slightly Worse Now
3,591	66.8	22.5	10.7	1,579	3.7	16.3	80.0	No, Much Worse Now

TABLE 185- USAF MALE COMMISSIONED OFFICERS BY CAREER CATEGORY AND AF CAREER INTENT.

SELECTED CHARACTERISTICS AND ATTITUDES	TOTAL MALE COMMISSIONED OFFICERS				REGULAR OFFICERS			
	Total	Career Plans			Total	Career Plans		
		Yes	Unde- cided	No		Yes	Unde- cided	No
<u>OFFICER - TOTAL</u>	<u>132,400</u>	<u>90,233</u>	<u>20,414</u>	<u>21,753</u>	<u>24,200</u>	<u>21,242</u>	<u>2,308</u>	<u>650</u>
<u>PER CENT - TOTAL</u>	<u>100.0</u>	<u>68.2</u>	<u>15.4</u>	<u>16.4</u>	<u>100.0</u>	<u>87.8</u>	<u>9.5</u>	<u>2.7</u>
<u>FORMALLY COUNSELED OR ADVISED OF ADVANTAGES OF AF CAREER VERSUS CIVILIAN LIFE SINCE ENTERING ON ACTIVE DUTY</u>								
No (Or Only Briefly Counseled)	70,464	74.8	14.3	10.9	15,917	88.3	9.5	2.2
Yes, Sometime During 1 January 1956 Through 30 April 1957	28,967	42.1	22.1	35.8	1,520	80.2	12.2	7.6
Prior To 1 January 1956 Or Don't Remember	32,969	77.9	11.6	10.5	6,763	88.3	9.0	2.7
<u>INFLUENCE COUNSELING OR LACK OF IT HAD ON AF CAREER PLANS</u>								
Have Had Counseling And It: Influenced Toward Staying In AF	13,243	72.7	19.0	8.3	2,103	91.7	6.1	2.2
Had No Influence On Plans	51,584	60.0	15.8	24.2	6,634	87.2	9.5	3.3
Influenced Against Staying In AF	1,300	14.3	27.7	58.0	116	30.0	50.0	20.0
Have Had No Counseling And The Lack Of It: Influenced Toward Staying In AF	1,569	85.4	9.5	5.1	244	90.5	9.5	-
Had No Influence On Plans	63,628	75.9	13.8	10.3	15,022	87.9	9.8	2.3
Influenced Against Staying In AF	1,076	19.4	36.6	44.0	81	71.4	14.3	14.3
<u>MOST IMPORTANT ASPIRATION IN LIFE YOU WANT TO LEAD</u>								
Being Under As Little Restraint As Possible	2,537	37.0	15.5	47.5	209	72.2	16.7	11.1
Opportunity To Serve My Country	9,846	92.3	4.3	3.4	2,490	93.0	5.6	1.4
Adequate Housing	2,634	87.8	8.3	3.9	570	95.9	4.1	-
Recognition For Work Well Done	12,711	80.0	12.0	8.0	2,746	89.4	8.5	2.1
Opportunity To Fly	14,657	79.7	16.4	3.9	2,164	93.0	6.5	2.5
Good Retirement Pay	7,233	92.6	6.3	1.1	1,152	95.6	4.4	-
Approval By Associates Of Occupation	987	66.3	16.3	17.4	186	75.0	18.8	6.2
Steady Income	12,509	80.8	13.6	5.6	1,745	91.3	6.7	2.0
Stable Family Life	21,188	52.4	21.1	26.5	3,444	78.7	15.2	6.1
More Training Or Education	4,277	52.6	22.6	24.8	512	83.9	13.8	2.3
Opportunity To Get Ahead	17,175	57.4	18.8	23.8	3,467	85.2	12.4	2.4
Interesting And Challenging Work	24,066	60.2	16.1	23.7	5,142	87.1	9.7	3.2
Travel, New Experiences, Adventure	911	72.2	20.2	7.6	198	100.0	-	-
Other	1,669	38.9	16.0	45.1	175	93.3	6.7	- 0
<u>WHERE DO YOU FEEL YOU CAN BEST REALIZE OR OBTAIN THESE AS- PIRATIONS</u>								
In The Air Force	60,918	90.8	7.6	1.6	12,524	96.1	3.4	0.5
In Civilian Life	44,450	35.6	22.2	42.2	6,407	71.2	20.8	8.0
In Either, About Equally	27,032	71.6	21.6	6.8	5,269	88.1	10.4	1.5
<u>AS OF TODAY, WHAT ARE YOUR ACTIVE DUTY PREFERENCES</u>								
Prefer To Remain On Active Duty	95,463	92.8	5.5	1.7	21,587	96.0	3.6	0.4
Prefer To Separate	20,218	2.3	5.3	92.4	743	21.8	9.4	68.8
Undecided	16,719	7.3	83.7	9.0	1,870	19.3	78.2	2.5

BY SELECTED CHARACTERISTICS AND ATTITUDES, WORLDWIDE - 31 MAY 1957 (CONTINUED)

CAREER RESERVE OFFICERS				NONCAREER RESERVE OFFICERS				SELECTED CHARACTERISTICS AND ATTITUDES	
Total	Career Plans			Total	Career Plans				
	Yes	Undecided	No		Yes	Undecided	No		
74,800	64,864	7,620	2,316	33,400	4,127	10,486	18,787	OFFICER - TOTAL	
100.0	86.7	10.2	3.1	100.0	12.4	31.4	56.2	PER CENT - TOTAL	
41,278	88.3	9.4	2.3	13,269	15.7	35.6	48.7	FORMALLY COUNSELED OR ADVISED OF ADVANTAGES OF AF CAREER VERSUS CIVILIAN LIFE SINCE ENTERING ON ACTIVE DUTY No (Or Only Briefly Counseled) Yes, Sometime During 1 January 1956 Through 30 April 1957 Prior To 1 January 1956 Or Don't Remember	
12,366	77.2	16.3	6.5	15,061	8.5	28.2	63.3		
21,156	89.3	8.1	2.6	5,050	15.0	29.9	55.1		
7,807	88.1	8.9	3.0	3,333	23.5	51.6	24.9	INFLUENCE COUNSELING OR LACK OF IT HAD ON AF CAREER PLANS Have Had Counseling And It: Influenced Toward Staying In AF Had No Influence On Plans Influenced Against Staying In AF Have Had No Counseling And The Lack Of It: Influenced Toward Staying In AF Had No Influence On Plans Influenced Against Staying In AF	
27,888	84.4	11.6	4.0	17,062	8.4	25.2	66.4		
295	26.9	26.9	46.2	889	7.9	25.0	67.1		
1,114	93.9	4.1	2.0	211	33.3	38.9	27.8	MOST IMPORTANT ASPIRATION IN LIFE YOU WANT TO LEAD Being Under As Little Restraint As Possible Opportunity To Serve My Country Adequate Housing Recognition For Work Well Done Opportunity To Fly Good Retirement Pay Approval By Associates Of Occupation Steady Income Stable Family Life More Training Or Education Opportunity To Get Ahead Interesting And Challenging Work Travel, New Experiences, Adventure Other	
37,332	88.9	9.1	2.0	11,274	15.7	34.9	49.4		
364	40.6	43.8	15.6	631	-	35.2	64.8		
864	79.0	10.5	10.5	1,464	6.4	18.4	75.2	WHERE DO YOU FEEL YOU CAN BEST REALIZE OR OBTAIN THESE ASPIRATIONS In The Air Force In Civilian Life In Either, About Equally	
6,876	95.9	2.8	1.3	480	36.6	19.5	43.9		
1,853	93.2	4.3	2.5	211	16.7	55.5	27.8		
8,184	89.2	9.4	1.4	1,781	21.7	29.6	48.7		
9,763	87.2	11.3	1.5	2,730	41.2	43.3	15.5		
5,694	94.4	5.0	0.6	387	55.0	33.0	12.0		
602	83.0	11.3	5.7	199	5.9	29.4	64.7		
8,843	91.6	7.8	0.6	1,921	19.5	48.2	32.3		
9,707	80.4	14.3	5.3	8,037	6.1	32.1	61.8		
2,137	75.5	14.9	9.6	1,628	11.5	36.0	52.5		
7,968	80.4	15.0	4.6	5,740	7.1	28.4	64.5		
11,286	83.4	11.9	4.7	7,638	6.7	27.0	66.3		
455	90.0	7.5	2.5	258	18.2	59.1	22.7		
568	74.0	14.0	12.0	926	6.3	19.0	74.7		
43,178	94.5	4.9	0.6	5,216	46.9	41.2	11.9		AS OF TODAY, WHAT ARE YOUR ACTIVE DUTY PREFERENCES Prefer To Remain On Active Duty Prefer To Separate Undecided
15,601	67.5	21.1	11.4	22,442	2.6	23.2	74.2		
16,021	84.5	13.9	1.6	5,742	19.1	54.4	26.5		
66,906	95.6	3.9	0.5	6,970	55.7	27.9	16.4	AS OF TODAY, WHAT ARE YOUR ACTIVE DUTY PREFERENCES Prefer To Remain On Active Duty Prefer To Separate Undecided	
2,272	8.0	13.5	78.5	17,203	0.6	4.0	95.4		
5,622	12.5	83.2	4.3	9,227	1.5	85.2	13.3		

TABLE 185- USAF MALE COMMISSIONED OFFICERS BY CAREER CATEGORY AND AF CAREER INTENT.

SELECTED CHARACTERISTICS AND ATTITUDES	TOTAL MALE COMMISSIONED OFFICERS				REGULAR OFFICERS			
	Total	Career Plans			Total	Career Plans		
		Yes	Unde- cided	No		Yes	Unde- cided	No
<u>OFFICER - TOTAL</u>	<u>132,400</u>	<u>90,233</u>	<u>20,414</u>	<u>21,753</u>	<u>24,200</u>	<u>21,242</u>	<u>2,308</u>	<u>650</u>
<u>PER CENT - TOTAL</u>	<u>100.0</u>	<u>68.2</u>	<u>15.4</u>	<u>16.4</u>	<u>100.0</u>	<u>87.8</u>	<u>9.5</u>	<u>2.7</u>
<u>MOST IMPORTANT REASON FOR:</u>		<u>100.0</u>	<u>100.0</u>	<u>100.0</u>		<u>100.0</u>	<u>100.0</u>	<u>100.0</u>
<u>STAYING IN THE AIR FORCE</u>								
Like Military Life	21,640	23.0	4.0	-	6,050	27.3	10.1	-
Like Flying And Aviation	30,328	27.1	27.5	-	5,693	25.1	14.7	-
Like Job And Duty Assignments	10,856	10.6	6.1	-	2,406	10.5	7.5	-
Adventure, Travel, New Experiences	2,083	1.6	3.0	-	381	1.6	2.0	-
Retirement Benefits And Equity	15,595	16.1	5.3	-	2,644	11.9	4.5	-
Prestige Of Military Career	1,266	1.3	0.5	-	369	1.7	0.5	-
Amount Of Service Toward Retirement	10,562	10.9	3.3	-	2,846	11.9	13.1	-
Pay, Allowances, Fringe Benefits	3,586	2.9	4.8	-	572	2.2	4.5	-
Training And Education	3,157	2.4	4.7	-	595	2.3	4.5	-
Family Favors Staying In Air Force	493	0.4	0.5	-	95	0.4	0.5	-
Contribution To Defense Effort	3,139	3.2	1.2	-	1,048	4.4	4.5	-
<u>LEAVING THE AIR FORCE</u>								
Don't Like Military Life In General	1,329	-	0.4	5.9	24	-	-	4.3
Civilian Life Offers More	10,293	-	7.9	41.0	238	-	4.5	24.0
Going To School Or College	2,151	-	3.1	7.2	-	-	-	-
Lack Chance To Do Work I Like	2,970	-	4.3	9.8	131	-	3.5	8.7
Personal Freedom Is Limited	1,264	-	2.0	4.0	60	-	1.5	4.3
Not Enough Promotion Opportunities	715	-	2.0	1.4	143	-	4.5	6.5
Make More Money In Civilian Life	1,598	-	2.9	4.7	131	-	5.1	2.2
Military Advancement Based Too								
Strongly On Seniority	860	-	2.0	2.1	36	-	1.0	2.2
Lack Of Prestige	228	-	0.4	0.7	12	-	0.5	-
Lack Of Stability Of Personnel								
Policies	1,312	-	2.4	3.9	131	-	2.0	15.2
Frequent Changes Of Station	1,263	-	2.5	3.5	107	-	3.0	6.5
General Dissatisfaction With AF	1,745	-	1.4	7.0	95	-	2.0	8.7
Family Considerations	2,374	-	5.6	5.7	167	-	3.5	15.2
<u>OTHER REASONS FOR STAYING/LEAVING AF</u>	<u>1,593</u>	<u>0.5</u>	<u>2.2</u>	<u>3.1</u>	<u>226</u>	<u>0.7</u>	<u>2.5</u>	<u>2.2</u>
<u>SECOND IMPORTANT REASON FOR:</u>		<u>100.0</u>	<u>100.0</u>	<u>100.0</u>		<u>100.0</u>	<u>100.0</u>	<u>100.0</u>
<u>STAYING IN THE AIR FORCE</u>								
Like Military Life	10,124	10.8	2.2	-	2,447	11.3	2.5	-
Like Flying And Aviation	12,387	12.2	6.4	-	3,201	14.4	6.6	-
Like Job And Duty Assignments	10,015	10.2	3.8	-	2,200	9.6	6.6	-
Adventure, Travel, New Experiences	7,156	6.2	8.1	-	1,496	6.5	5.0	-
Retirement Benefits And Equity	23,332	24.0	8.4	-	5,364	24.3	8.6	-
Prestige Of Military Career	3,141	3.1	1.6	-	692	3.2	1.0	-
Amount Of Service Toward Retirement	11,692	12.4	2.4	-	2,929	13.1	6.5	-
Pay, Allowances, Fringe Benefits	7,686	6.7	7.7	-	1,187	5.2	3.5	-
Training And Education	5,732	5.5	3.7	-	865	3.9	2.0	-
Family Favors Staying In Air Force	3,263	3.3	1.2	-	495	2.2	1.0	-
Contribution To Defense Effort	4,351	4.5	1.6	-	1,075	4.6	4.0	-
<u>LEAVING THE AIR FORCE</u>								
Don't Like Military Life In General	1,100	-	0.4	4.8	12	-	-	2.1
Civilian Life Offers More	3,196	-	4.7	10.3	321	-	6.6	27.7
Going To School Or College	2,076	-	3.3	6.5	-	-	-	-
Lack Chance To Do Work I Like	2,754	-	3.9	9.1	87	-	3.5	-
Personal Freedom Is Limited	2,032	-	2.4	7.1	74	-	2.0	4.3
Not Enough Promotion Opportunities	1,220	-	3.1	2.6	235	-	9.1	2.1
Make More Money In Civilian Life	3,335	-	4.8	10.9	185	-	5.5	8.5
Military Advancement Based Too								
Strongly On Seniority	2,655	-	4.5	7.9	185	-	4.0	14.9
Lack Of Prestige	676	-	1.3	1.9	62	-	2.0	2.1
Lack Of Stability Of Personnel								
Policies	2,328	-	4.9	6.0	210	-	6.0	10.6
Frequent Changes Of Station	2,317	-	3.6	7.3	37	-	1.5	-
General Dissatisfaction With AF	2,212	-	1.4	9.0	87	-	2.0	6.4
Family Considerations	4,150	-	8.5	11.1	235	-	5.5	17.0
<u>OTHER REASONS FOR STAYING/LEAVING AF</u>	<u>3,470</u>	<u>1.1</u>	<u>6.1</u>	<u>5.5</u>	<u>519</u>	<u>1.7</u>	<u>5.0</u>	<u>4.3</u>

BY SELECTED CHARACTERISTICS AND ATTITUDES, WORLDWIDE - 31 MAY 1957 (CONTINUED)

CAREER RESERVE OFFICERS				NONCAREER RESERVE OFFICERS				SELECTED CHARACTERISTICS AND ATTITUDES
Total	Career Plans			Total	Career Plans			
	Yes	Unde- cided	No		Yes	Unde- cided	No	
74,800	64,864	7,620	2,316	33,400	4,127	10,486	18,787	OFFICER - TOTAL
100.0	86.7	10.2	3.1	100.0	12.4	31.4	56.2	PER CENT - TOTAL
	100.0	100.0	100.0		100.0	100.0	100.0	MOST IMPORTANT REASON FOR:
								<u>STAYING IN THE AIR FORCE</u>
14,717	22.1	3.9	-	873	14.3	2.7	-	Like Military Life
19,650	26.5	30.4	-	4,985	48.1	28.0	-	Like Flying And Aviation
7,480	10.8	6.1	-	970	8.3	5.8	-	Like Job And Duty Assignments
1,181	1.6	2.1	-	521	2.4	3.9	-	Adventure, Travel, New Experiences
12,054	17.7	7.2	-	897	11.3	4.0	-	Retirement Benefits And Equity
776	1.2	0.3	-	121	1.2	0.7	-	Prestige Of Military Career
7,607	11.1	4.5	-	109	2.1	0.2	-	Amount Of Service Toward Retirement
2,420	3.1	5.4	-	594	2.7	4.5	-	Pay, Allowances, Fringe Benefits
1,725	2.2	3.7	-	837	6.0	5.5	-	Training And Education
313	0.4	0.6	-	85	0.9	0.4	-	Family Favors Staying In Air Force
1,945	2.9	0.7	-	146	1.5	0.8	-	Contribution To Defense Effort
								<u>LEAVING THE AIR FORCE</u>
104	-	0.2	4.8	1,201	-	0.7	6.1	Don't Like Military Life In General
996	-	5.5	29.6	9,059	-	10.4	42.8	Civilian Life Offers More
405	-	2.2	12.1	1,746	-	4.4	6.9	Going To School Or College
486	-	4.2	8.4	2,353	-	4.6	10.0	Lack Chance To Do Work I Like
185	-	1.6	3.0	1,019	-	2.5	4.1	Personal Freedom Is Limited
232	-	2.7	1.2	340	-	1.0	1.2	Not Enough Promotion Opportunities
278	-	2.7	3.6	1,189	-	2.6	4.9	Make More Money In Civilian Life
278	-	2.8	3.0	546	-	1.6	2.0	Military Advancement Based Too
46	-	0.3	1.2	170	-	0.4	0.7	Strongly On Seniority
								Lack Of Prestige
417	-	3.6	7.2	764	-	1.7	3.2	Lack Of Stability Of Personnel
162	-	1.5	2.4	994	-	3.1	3.5	Policies
255	-	0.9	9.7	1,395	-	1.6	6.6	Frequent Changes Of Station
521	-	4.5	9.0	1,686	-	6.9	5.1	General Dissatisfaction With AF
								Family Considerations
567	0.4	2.4	4.8	800	1.2	2.0	2.9	OTHER REASONS FOR STAYING/LEAVING AF
	100.0	100.0	100.0		100.0	100.0	100.0	SECOND IMPORTANT REASON FOR:
								<u>STAYING IN THE AIR FORCE</u>
7,289	10.9	3.0	-	388	5.9	1.5	-	Like Military Life
8,060	11.6	6.9	-	1,126	12.1	6.1	-	Like Flying And Aviation
7,088	10.4	4.2	-	727	10.6	2.9	-	Like Job And Duty Assignments
4,231	5.6	7.2	-	1,429	10.6	9.4	-	Adventure, Travel, New Experiences
16,321	24.1	8.6	-	1,647	19.6	8.2	-	Retirement Benefits And Equity
2,074	3.1	1.0	-	375	3.4	2.2	-	Prestige Of Military Career
8,557	12.7	3.9	-	206	4.0	0.4	-	Amount Of Service Toward Retirement
5,227	7.0	9.0	-	1,272	11.5	7.6	-	Pay, Allowances, Fringe Benefits
3,947	5.6	4.2	-	920	13.3	3.7	-	Training And Education
2,477	3.6	1.8	-	291	5.0	0.9	-	Family Favors Staying In Air Force
3,046	4.5	1.5	-	230	2.8	1.1	-	Contribution To Defense Effort
								<u>LEAVING THE AIR FORCE</u>
59	-	0.4	1.2	1,029	-	0.4	5.2	Don't Like Military Life In General
320	-	1.8	8.8	2,555	-	6.5	9.9	Civilian Life Offers More
332	-	2.5	6.5	1,744	-	4.6	6.7	Going To School Or College
439	-	3.9	6.5	2,228	-	3.9	9.7	Lack Chance To Do Work I Like
154	-	1.3	2.3	1,804	-	3.2	7.8	Personal Freedom Is Limited
379	-	3.3	5.9	606	-	1.7	2.3	Not Enough Promotion Opportunities
498	-	3.9	9.4	2,652	-	5.3	11.1	Make More Money In Civilian Life
								Military Advancement Based Too
581	-	4.6	10.6	1,889	-	4.6	7.5	Strongly On Seniority
178	-	1.5	2.9	436	-	1.0	1.7	Lack Of Prestige
								Lack Of Stability Of Personnel
628	-	6.4	5.9	1,490	-	3.6	5.9	Policies
367	-	2.2	9.4	1,413	-	5.2	7.3	Frequent Changes Of Station
296	-	1.3	9.4	1,829	-	1.3	9.0	General Dissatisfaction With AF
996	-	8.4	16.5	2,919	-	9.2	10.3	Family Considerations
1,256	0.9	7.2	4.7	1,695	1.2	5.5	5.6	OTHER REASONS FOR STAYING/LEAVING AF

TABLE 185- USAF MALE COMMISSIONED OFFICERS BY CAREER CATEGORY AND AF CAREER INTENT.

SELECTED CHARACTERISTICS AND ATTITUDES	TOTAL MALE COMMISSIONED OFFICERS				REGULAR OFFICERS			
	Total	Career Plans			Total	Career Plans		
		Yes	Unde- cided	No		Yes	Unde- cided	No
<u>OFFICER - TOTAL</u>	<u>132,400</u>	<u>90,233</u>	<u>20,414</u>	<u>21,753</u>	<u>24,200</u>	<u>21,242</u>	<u>2,308</u>	<u>650</u>
<u>PER CENT - TOTAL</u>	<u>100.0</u>	<u>68.2</u>	<u>15.4</u>	<u>16.4</u>	<u>100.0</u>	<u>87.8</u>	<u>9.5</u>	<u>2.7</u>
<u>IMMEDIATE FAMILY'S FEELING ABOUT MAKING A CAREER IN THE AF</u>								
Like It Very Much	36,116	95.9	3.0	1.1	8,368	96.9	2.7	0.4
Like It	34,738	88.7	9.1	2.2	8,218	85.7	13.9	0.4
Neutral	40,543	49.2	28.2	22.6	5,397	76.8	18.5	4.7
Dislike It	15,687	27.4	23.4	49.2	1,729	64.4	24.9	10.7
Dislike It Very Much	5,316	15.1	18.3	66.6	488	52.4	19.0	28.6
<u>HOW MANY YEARS OF ADDITIONAL SERVICE WOULD YOU PREFER AT RETIREMENT AFTER 20 YEARS AFMS</u>								
Do Not Plan To Remain On Active Duty Long Enough To Attain Eligibility For Retirement	25,241	3.6	18.8	77.6	882	18.4	30.3	51.3
Prefer To Retire Immediately On Attaining Eligibility	23,116	68.9	27.4	3.7	4,747	78.0	19.6	2.4
Prefer To Remain On Active Duty Up To Three Years Longer	11,089	86.8	11.3	1.9	1,729	89.9	9.4	0.7
Prefer To Remain On Active Duty Three To Five Years Longer	28,251	88.3	10.5	1.2	5,177	94.2	4.9	0.9
Prefer To Remain On Active Duty As Long As Possible	44,703	87.2	11.2	1.6	11,665	93.9	5.9	0.2
<u>PERSONS MOST INFLUENTIAL IN-MAK- ING UP MIND ABOUT STAYING IN OR LEAVING THE AIR FORCE</u>								
Friends (Other Than In Military) . . .	2,156	51.3	19.3	29.4	360	83.9	9.7	6.4
Friends (In The Military Service) . .	9,860	76.4	16.5	7.1	1,799	92.3	7.1	0.6
Wife Or Girl Friend (Female Officers' Husband Or Boy Friend)	24,570	71.4	16.9	11.7	4,364	89.3	8.0	2.7
Family Or Parents	6,532	66.8	16.5	16.7	975	88.0	10.8	1.2
ROTC Instructors	983	56.5	40.0	3.5	197	70.6	17.6	11.8
Present Immediate Supervisor	2,097	47.2	23.1	29.7	151	76.9	7.7	15.4
Previous Immediate Supervisor	3,674	70.9	14.1	15.0	998	91.9	8.1	-
Associates On The Job	7,139	65.0	18.6	16.4	1,079	80.6	14.0	5.4
Other Persons (Or Persons)	2,545	43.0	25.8	31.2	302	38.5	50.0	11.5
No One	72,844	69.0	13.2	17.8	13,975	68.5	9.0	2.5
<u>IF A CAREER RESERVE OFFICER, WHEN DID YOU SIGN YOUR CAREER RESERVE STATEMENT</u>								
Am A Regular Officer	24,200	87.8	9.5	2.7	24,200	87.8	9.5	2.7
Am A Noncareer Reserve Officer	33,400	12.4	31.4	56.2	-	-	-	-
Prior To 1 July 1953	49,906	95.3	4.0	0.7	-	-	-	-
During 1 July 1953 To 30 June 1954 . .	5,049	82.2	13.4	4.4	-	-	-	-
1 July 1954 To 30 June 1955	3,728	79.3	13.5	7.2	-	-	-	-
1 July 1955 To 30 June 1956	7,387	70.3	22.9	6.8	-	-	-	-
1 July 1956 To 31 December 1956	5,715	61.3	7.4	31.3	-	-	-	-
After 31 December 1956	3,015	65.5	30.2	4.3	-	-	-	-
<u>RECEIVING PILOT OR NAVIGATOR/ OBSERVER TRAINING</u>								
No, Presently A:								
Pilot	58,056	78.6	12.2	9.2	14,206	90.0	7.6	2.4
Rated Officer, But Not A Pilot	21,068	69.3	15.9	14.8	2,944	90.1	7.9	2.0
Nonrated Officer	43,623	61.2	14.1	24.7	6,329	83.1	13.2	3.7
Yes, Receiving:								
Pilot Training	5,853	34.3	44.6	21.1	512	68.2	29.5	2.3
Navigator/Observer Training	3,800	44.7	29.5	25.8	209	88.8	5.6	5.6

BY SELECTED CHARACTERISTICS AND ATTITUDES, WORLDWIDE - 31 MAY 1957 (CONTINUED)

CAREER RESERVE OFFICERS				NONCAREER RESERVE OFFICERS				SELECTED CHARACTERISTICS AND ATTITUDES
Total	Career Plans			Total	Career Plans			
	Yes	Unde- cided	No		Yes	Unde- cided	No	
74,800	64,864	7,620	2,316	33,400	4,127	10,486	18,787	<u>OFFICER - TOTAL</u>
100.0	86.7	10.2	3.1	100.0	12.4	31.4	56.2	<u>PER CENT - TOTAL</u>
								<u>IMMEDIATE FAMILY'S FEELING ABOUT MAKING A CAREER IN THE AF</u>
25,959	97.7	1.7	0.6	1,789	64.0	24.2	11.8	Like It Very Much
23,222	93.9	5.4	0.7	3,298	40.4	41.8	17.8	Like It
19,382	73.4	21.6	5.0	15,764	9.1	39.9	51.0	Neutral
4,953	58.9	26.6	14.5	9,005	2.3	21.4	76.3	Dislike It
1,284	41.6	32.7	25.7	3,544	-	12.9	87.1	Dislike It Very Much
								<u>HOW MANY YEARS OF ADDITIONAL SERVICE WOULD YOU PREFER AT RETIREMENT AFTER 20 YEARS AFMS</u>
3,692	16.3	33.5	50.2	20,667	0.7	15.6	83.7	Do Not Plan To Remain On Active Duty Long Enough To Attain Eligibility For Retirement
14,133	80.5	18.6	0.9	4,236	19.1	66.6	14.3	Prefer To Retire Immediately On Attaining Eligibility
8,237	93.1	5.7	1.2	1,123	34.4	57.3	8.3	Prefer To Remain On Active Duty Up To Three Years Longer
20,359	93.1	6.6	0.3	2,715	40.1	51.3	8.6	Prefer To Remain On Active Duty Three To Five Years Longer
28,379	92.6	6.9	0.5	4,659	36.4	51.3	12.3	Prefer To Remain On Active Duty As Long As Possible
								<u>PERSONS MOST INFLUENTIAL IN MAKING UP MIND ABOUT STAYING IN OR LEAVING THE AIR FORCE</u>
943	75.9	15.7	8.4	853	9.6	27.4	63.0	Friends (Other Than In Military)
6,167	84.2	11.4	2.4	1,894	28.4	42.6	29.0	Friends (In The Military Service)
14,594	87.8	9.5	2.7	5,612	13.5	43.8	42.7	Wife Or Girl Friend (Female Officers' Husband Or Boy Friend)
3,827	86.9	10.1	3.0	1,730	8.8	34.5	56.7	Family Or Parents
307	77.8	22.2	-	479	36.6	61.0	2.4	ROTC Instructors
1,011	71.9	19.1	9.0	935	15.0	30.0	55.0	Present Immediate Supervisor
2,033	77.6	15.1	7.3	643	16.4	20.0	63.6	Previous Immediate Supervisor
4,248	84.0	13.1	2.9	1,812	9.7	34.8	55.5	Associates On The Job
1,249	72.7	20.0	7.3	994	5.9	25.9	68.2	Other Person (Or Persons)
40,421	88.2	9.0	2.8	18,448	10.5	26.1	63.4	No One
								<u>IF A CAREER RESERVE OFFICER, WHEN DID YOU SIGN YOUR CAREER RESERVE STATEMENT</u>
-	-	-	-	-	-	-	-	As A Regular Officer
49,906	95.3	4.0	0.7	33,400	12.4	31.4	56.2	As A Noncareer Reserve Officer
5,049	82.2	13.4	4.4	-	-	-	-	Prior To 1 July 1953
3,728	79.3	13.5	7.2	-	-	-	-	During 1 July 1953 To 30 June 1954
7,387	70.3	22.9	6.8	-	-	-	-	1 July 1954 To 30 June 1955
5,715	61.3	31.3	7.4	-	-	-	-	1 July 1955 To 30 June 1956
3,015	65.5	30.2	4.3	-	-	-	-	1 July 1956 To 31 December 1956
-	-	-	-	-	-	-	-	After 31 December 1956
								<u>RECEIVING PILOT OR NAVIGATOR/OBSERVER TRAINING</u>
35,746	87.2	10.3	2.5	8,104	19.0	29.2	51.8	No, Presently A:
13,060	89.0	11.9	3.1	5,064	15.5	31.2	53.3	Pilot
23,062	87.5	8.8	3.7	14,232	7.6	23.5	68.9	Rated Officer, But Not A Pilot
1,318	81.9	14.7	3.4	4,023	13.9	56.7	29.4	Nonrated Officer
1,614	82.4	12.0	5.6	1,977	8.3	46.7	45.0	Yes, Receiving:
								Pilot Training
								Navigator/Observer Training

TABLE 185- USAF MALE COMMISSIONED OFFICERS BY CAREER CATEGORY AND AF CAREER INTENT.

SELECTED CHARACTERISTICS AND ATTITUDES	TOTAL MALE COMMISSIONED OFFICERS				REGULAR OFFICERS			
	Total	Career Plans			Total	Career Plans		
		Yes	Unde- cided	No		Yes	Unde- cided	No
<u>OFFICER - TOTAL</u>	<u>132,400</u>	<u>90,233</u>	<u>20,414</u>	<u>21,753</u>	<u>24,800</u>	<u>21,242</u>	<u>2,308</u>	<u>650</u>
<u>PER CENT - TOTAL</u>	<u>100.0</u>	<u>68.2</u>	<u>15.4</u>	<u>16.4</u>	<u>100.0</u>	<u>87.8</u>	<u>9.5</u>	<u>2.7</u>
<u>HOW DO YOU VIEW THE PROSPECTS OF OVERSEAS TOURS AS AN ASPECT OF AIR FORCE LIFE</u>								
Consider Overseas Tours As A Favorable Aspect	88,169	69.9	15.1	15.0	16,676	89.1	8.5	2.4
Consider Overseas Tours As Neither Favorable Nor Unfavorable	31,625	68.1	15.0	16.9	5,384	85.9	11.7	2.4
Consider Overseas Tours As An Unfavorable Aspect	12,606	59.4	17.8	22.8	2,140	81.5	12.5	6.0
<u>LENGTH OF SPECIFIED TOUR WITH CASH BONUS FAVORED (BONUS TWO MONTHS BASE PAY FOR EACH YEAR OF ACTIVE DUTY)</u>								
As A Regular Officer	24,200	87.8	9.5	2.7	24,200	87.8	9.5	2.7
5 Years	30,229	63.1	24.8	12.1	-	-	-	-
10 Years	20,594	86.1	10.8	3.1	-	-	-	-
15 Years	21,867	87.3	9.6	3.1	-	-	-	-
Would Not Extend For Such A Bonus	24,078	13.4	20.5	66.1	-	-	-	-
Would Extend But Not For Above Periods	11,432	87.3	11.0	1.7	-	-	-	-

Source: Sample Survey, Personnel Statistics Division, Directorate of Statistical Services, DCS/Comptroller.

BY SELECTED CHARACTERISTICS AND ATTITUDES, WORLDWIDE - 31 MAY 1957 (CONTINUED)

CAREER RESERVE OFFICERS				NONCAREER RESERVE OFFICERS				SELECTED CHARACTERISTICS AND ATTITUDES
Total	Career Plans			Total	Career Plans			
	Yes	Unde- cided	No		Yes	Unde- cided	No	
74,800	64,864	7,620	2,316	33,400	4,127	10,486	18,787	OFFICER - TOTAL
100.0	86.7	10.2	3.1	100.0	12.4	31.4	56.2	PER CENT - TOTAL
								<u>HOW DO YOU VIEW THE PROSPECTS OF OVERSEAS TOURS AS AN ASPECT OF AIR FORCE LIFE</u>
49,480	87.8	9.3	2.9	22,013	13.8	33.5	52.7	Consider Overseas Tours As A Favorable Aspect
18,365	86.8	10.2	3.0	7,876	11.0	28.8	60.2	Consider Overseas Tours As Neither Favorable Nor Unfavorable
6,955	78.8	16.3	4.9	3,511	6.3	24.0	69.7	Consider Overseas Tours As An Unfavorable Aspect
								<u>LENGTH OF SPECIFIED TOUR WITH CASH BONUS FAVORED (BONUS TWO MONTHS BASE PAY FOR EACH YEAR OF ACTIVE DUTY)</u>
-	-	-	-	-	-	-	-	Am A Regular Officer
21,360	82.8	14.6	2.6	8,869	14.0	50.3	35.7	5 Years
18,519	92.1	6.8	1.1	2,075	30.8	46.9	22.3	10 Years
19,128	94.0	5.2	0.8	2,739	38.9	41.6	19.5	15 Years
5,878	48.7	28.2	23.1	18,200	1.6	18.0	80.4	Would Not Extend For Such A Bonus
9,915	92.9	6.4	0.7	1,517	49.2	42.2	8.6	Would Extend But Not For Above Periods

TABLE 186- ACTUAL AIR FORCE EXPERIENCES OF MALE COMMISSIONED OFFICERS COMPARED TO

TYPES OF EXPERIENCES VERSUS EXPECTATIONS	TOTAL MALE COMMISSIONED OFFICERS				REGULAR OFFICERS			
	Total	Career Plans			Total	Career Plans		
		Yes	Unde- cided	No		Yes	Unde- cided	No
<u>OFFICER - TOTAL</u>	<u>132,400</u>	<u>90,233</u>	<u>20,414</u>	<u>21,753</u>	<u>24,200</u>	<u>21,242</u>	<u>2,308</u>	<u>650</u>
<u>PER CENT - TOTAL</u>	<u>100.0</u>	<u>68.2</u>	<u>15.4</u>	<u>16.4</u>	<u>100.0</u>	<u>87.8</u>	<u>9.5</u>	<u>2.7</u>
<u>OPPORTUNITY FOR TRAVEL, NEW EXPERIENCES, ADVENTURE</u>								
Had Not Thought About This Very Much	15,781	75.4	14.1	10.5	2,854	86.2	11.8	2.0
More Opportunities Than Expected . .	37,148	76.6	11.6	11.8	6,624	93.5	4.9	1.6
About The Same As Expected	63,563	68.3	16.2	15.5	12,819	87.2	10.2	2.6
Less Than Expected	15,908	43.5	21.8	34.7	1,903	74.4	17.7	7.9
<u>OPPORTUNITY TO GET GOOD JOB ASSIGNMENTS</u>								
Had Not Thought About This Very Much	7,588	74.9	15.6	9.5	1,509	94.6	4.6	0.8
Assignments Have Been Better Than Expected	37,775	77.2	11.7	11.1	7,552	93.5	5.1	1.4
About The Same As Expected	52,626	69.9	15.6	14.5	10,000	86.9	10.6	2.5
Not As Good As Expected	34,411	55.4	18.8	25.8	5,139	79.0	15.6	5.4
<u>AMOUNT OF PERSONAL FREEDOM</u>								
Had Not Thought About This Very Much	10,910	84.5	9.1	6.4	2,356	92.1	5.9	2.0
More Freedom In AF Than Expected . .	41,018	70.0	14.5	15.5	6,848	88.6	8.3	3.1
About The Same As Expected	69,010	68.4	15.7	15.9	13,301	88.0	10.1	1.9
Less Freedom Than Expected	11,462	48.0	21.8	30.2	1,695	76.7	15.1	8.2
<u>LEVEL OF PAY AND ALLOWANCES</u>								
Had Not Thought About This Very Much	9,298	86.0	9.0	5.0	2,042	91.5	6.8	1.7
Higher Than Expected	23,271	74.4	10.0	15.6	3,515	92.4	5.0	2.6
About The Same As Expected	79,106	64.5	17.1	18.4	12,877	87.9	9.4	2.7
Less Than Expected	20,725	69.0	17.5	13.5	5,766	83.3	13.7	3.0
<u>ADJUSTMENT TO THE LIFE OF AN AIR FORCE OFFICER</u>								
Had Not Thought About This Very Much	11,178	82.7	11.6	5.7	2,774	89.6	9.6	0.8
Adjustment Was Easier Than Expected	50,998	67.6	16.7	15.7	7,498	88.6	8.8	2.6
About The Same As Expected	66,651	67.8	14.8	17.4	13,429	87.6	9.6	2.8
More Difficult Than Expected	3,573	48.1	18.4	33.5	499	69.8	18.6	11.6
<u>ACCEPTANCE OF AF OFFICERS BY THE GENERAL PUBLIC</u>								
Had Not Thought About This Very Much	11,345	68.3	15.5	16.2	1,949	92.2	4.8	3.0
Better Acceptance Than Expected . .	18,737	69.8	15.1	15.1	2,274	93.4	4.6	2.0
About The Same As Expected	70,501	67.0	15.4	17.6	12,262	88.6	9.1	2.3
Worse Than Expected	31,817	71.0	15.2	13.8	7,715	83.6	12.9	3.5
<u>OPPORTUNITY TO OBTAIN SELECTED BASES (GENERAL LOCATION OF ASSIGNMENT)</u>								
Had Not Thought About This Very Much	13,770	73.0	14.8	12.2	3,190	89.8	7.6	2.6
More Opportunity Than Expected . .	15,906	65.2	16.6	18.2	3,098	90.3	7.1	2.6
About The Same As Expected	39,139	69.3	15.2	15.5	7,483	87.7	10.1	2.2
Less Than Expected	63,585	67.8	15.2	17.0	10,429	86.4	10.5	3.1

Source: Sample Survey, Personnel Statistics Division, Directorate of Statistical Services, DCS/Comptroller.

EXPECTATIONS ON ENTRY TO ACTIVE DUTY, BY CAREER CATEGORY, WORLDWIDE - 31 MAY 1957

CAREER OFFICERS				NONCAREER RESERVE OFFICERS				TYPES OF EXPERIENCES VERSUS EXPECTATIONS
Total	Career Plans			Total	Career Plans			
	Yes	Unde- cided	No		Yes	Unde- cided	No	
74,800	64,864	7,620	2,316	33,400	4,127	10,486	18,787	<u>OFFICER - TOTAL</u>
100.0	86.7	10.2	3.1	100.0	12.4	31.4	56.2	<u>PER CENT - TOTAL</u>
								<u>OPPORTUNITY FOR TRAVEL, NEW EXPERIENCES, ADVENTURE</u>
10,085	90.7	7.4	1.9	2,842	8.7	40.7	50.6	Had Not Thought About This Very Much
23,578	89.1	8.7	2.2	6,946	16.5	28.3	55.2	More Opportunity Than Expected
34,652	85.9	10.7	3.4	16,092	14.0	33.3	52.7	About The Same As Expected
6,485	76.5	17.4	6.1	7,520	6.2	26.8	67.0	Less Than Expected
								<u>OPPORTUNITY TO GET GOOD JOB ASSIGNMENTS</u>
4,395	91.5	7.5	1.0	1,684	12.5	47.2	40.3	Had Not Thought About This Very Much
23,078	89.6	7.9	2.5	7,145	18.3	31.3	50.4	Assignments Have Been Better Than Expected
29,598	88.4	9.0	2.6	13,028	13.4	34.9	51.7	About The Same As Expected
17,729	79.0	15.8	5.2	11,543	7.4	25.2	67.4	Not As Good As Expected
								<u>AMOUNT OF PERSONAL FREEDOM</u>
7,361	92.6	5.9	1.5	1,193	17.6	36.3	46.1	Had Not Thought About This Very Much
24,206	88.1	8.5	3.4	9,964	11.7	33.9	54.4	More Freedom In AF Than Expected
38,167	86.3	10.9	2.8	17,542	13.5	30.8	55.7	About The Same As Expected
5,066	74.9	19.3	5.8	4,701	7.7	27.1	65.2	Less Freedom Than Expected
								<u>LEVEL OF PAY AND ALLOWANCES</u>
6,519	92.0	6.6	1.4	737	15.9	36.5	47.6	Had Not Thought About This Very Much
14,844	89.9	6.9	3.2	4,912	13.1	23.3	63.6	Higher Than Expected
42,852	85.4	11.2	3.4	23,377	12.2	32.5	55.3	About The Same As Expected
10,585	84.3	13.1	2.6	4,374	11.5	33.7	54.8	Less Than Expected
								<u>ADJUSTMENT TO THE LIFE OF AN AIR FORCE OFFICER</u>
7,235	91.7	6.9	1.4	1,169	9.0	46.0	45.0	Had Not Thought About This Very Much
29,677	86.4	10.3	3.3	13,823	14.6	35.0	50.4	Adjustment Was Easier Than Expected
36,264	86.6	10.4	3.0	16,958	10.8	28.5	60.7	About The Same As Expected
1,624	72.7	18.2	9.1	1,450	12.1	18.5	69.4	More Difficult Than Expected
								<u>ACCEPTANCE OF AF OFFICERS BY THE GENERAL PUBLIC</u>
6,508	86.0	10.7	3.3	2,888	10.9	34.0	55.1	Had Not Thought About This Very Much
11,130	90.8	7.2	2.0	5,333	14.5	36.8	48.7	Better Acceptance Than Expected
39,001	87.0	10.2	2.8	19,238	11.4	30.4	58.2	About The Same As Expected
18,161	83.9	11.9	4.2	5,941	14.2	28.5	57.3	Worse Than Expected
								<u>OPPORTUNITY TO OBTAIN SELECTED BASES (GENERAL LOCATION OF ASSIGNMENT)</u>
7,610	88.6	9.0	2.4	2,970	13.4	38.2	48.4	Had Not Thought About This Very Much
8,177	84.8	11.7	3.5	4,631	12.6	32.1	55.3	More Opportunity Than Expected
21,715	87.3	9.3	3.4	9,941	14.7	32.2	53.1	About The Same As Expected
37,298	86.4	10.6	3.0	15,858	10.6	29.4	60.0	Less Than Expected

TABLE 187- PERCENTAGED DISTRIBUTION OF USAF MALE COMMISSIONED OFFICERS BY

PRIMARY OCCUPATIONAL AREA	TOTAL MALE COMMISSIONED OFFICERS				REGULAR OFFICERS			
	Total	Career Plans			Total	Career Plans		
		Yes	Unde- cided	No		Yes	Unde- cided	No
<u>OFFICER - TOTAL</u>	<u>132,400</u>	<u>90,233</u>	<u>20,414</u>	<u>21,753</u>	<u>24,200</u>	<u>21,242</u>	<u>2,308</u>	<u>650</u>
<u>PER CENT - TOTAL</u>	<u>100.0</u>	<u>68.2</u>	<u>15.4</u>	<u>16.4</u>	<u>100.0</u>	<u>87.8</u>	<u>9.5</u>	<u>2.7</u>
Combat And Operations	45.7	70.4	15.7	13.9	36.0	89.2	8.0	2.8
Intelligence And Psychological Warfare	3.2	62.2	21.0	16.8	3.0	90.3	4.9	4.8
Photography And Cartography	0.5	66.7	22.8	10.5	0.3	66.7	33.3	-
Weather	1.5	66.3	13.6	20.1	1.5	96.8	3.2	-
Communication-Electronics	4.4	80.6	9.8	9.6	3.2	91.0	7.5	1.5
Armament	1.9	70.3	16.4	13.3	1.9	72.5	17.5	10.0
Maintenance Engineering	4.6	73.5	12.7	13.8	2.8	91.2	8.8	-
Installation Engineering	1.7	51.8	20.3	27.9	1.3	63.0	29.6	7.4
Transportation	1.0	62.9	17.3	19.8	0.6	91.7	8.3	-
Supply	4.2	76.2	12.2	11.6	1.9	95.0	5.0	-
Production And Procurement	0.8	66.3	17.4	16.3	1.5	84.4	15.6	-
Comptroller	2.2	60.2	15.6	24.2	1.5	96.9	3.1	-
Administration Services	3.9	76.9	12.1	11.0	3.1	93.8	6.2	-
Information Services	0.5	42.4	27.1	30.5	0.2	100.0	-	-
Personnel	5.0	65.8	16.5	17.7	2.8	86.2	12.1	1.7
Education And Training	1.9	75.6	15.2	9.2	2.1	83.7	14.0	2.3
Air Police	0.7	80.8	9.6	9.6	0.2	100.0	-	-
Legal	1.1	49.6	20.0	30.4	1.6	88.3	8.8	2.9
Chaplain	0.9	67.3	22.8	9.9	0.5	100.0	-	-
Special Investigation	0.7	80.7	12.1	7.2	0.7	80.0	20.0	-
Research And Development	2.9	54.9	15.7	29.4	6.2	85.2	12.5	2.3
Specialists (Medical)	6.2	38.5	19.4	42.1	8.1	76.3	17.2	6.5
Reporting Codes, Specialties, Commander And Director	4.5	91.9	6.2	1.9	19.0	90.9	7.1	2.0

Source: Sample Survey, Personnel Statistics Division, Directorate of Statistical Services, DCS/Comptroller.

AF CAREER INTENT, BY PRIMARY OCCUPATIONAL AREA, WORLDWIDE - 31 MAY 1957

CAREER RESERVE OFFICERS				NONCAREER RESERVE OFFICERS				PRIMARY OCCUPATIONAL AREA
Total	Career Plans			Total.	Career Plans			
	Yes	Unde- cided	No		Yes	Unde- cided	No	
<u>74,800</u>	<u>64,864</u>	<u>7,620</u>	<u>2,316</u>	<u>33,400</u>	<u>4,127</u>	<u>10,486</u>	<u>18,787</u>	<u>OFFICER - TOTAL</u>
100.0	86.7	10.2	3.1	100.0	12.4	31.4	56.2	<u>PER CENT - TOTAL</u>
51.0	84.4	12.3	3.3	40.6	17.3	30.4	52.3	Combat And Operations
2.6	88.9	7.6	3.5	4.5	12.5	46.9	40.6	Intelligence And Psychological Warfare
0.6	91.7	8.3	-	0.5	6.7	53.3	40.0	Photography And Cartography
1.4	80.9	7.4	11.7	1.6	13.6	34.1	52.3	Weather
5.6	90.5	7.9	1.6	2.3	15.2	22.7	62.1	Communication-Electronics
2.1	87.6	8.8	3.6	1.5	11.9	40.5	47.6	Armament
5.3	94.5	3.5	2.0	4.4	7.9	39.7	52.4	Maintenance Engineering
1.4	88.3	11.7	-	2.7	2.6	27.6	69.8	Installation Engineering
1.0	90.8	4.6	4.6	1.4	7.7	41.0	51.3	Transportation
5.4	92.6	5.4	2.0	3.2	4.4	41.8	53.8	Supply
0.6	84.6	12.8	2.6	0.7	4.7	28.6	66.7	Production And Procurement
2.0	87.0	9.9	3.1	3.3	9.7	27.9	62.4	Comptroller
4.7	89.3	8.1	2.6	2.6	9.6	34.2	56.2	Administration Services
0.5	72.4	17.2	10.4	1.0	3.7	40.7	55.6	Information Services
5.0	91.8	6.4	1.8	6.4	12.1	36.3	51.6	Personnel
2.0	89.5	6.8	3.7	1.4	21.9	43.9	34.2	Education And Training.
1.0	90.8	7.7	1.5	0.5	23.1	23.1	53.8	Air Police
0.6	73.8	21.4	4.8	1.7	2.0	26.6	71.4	Legal
1.0	78.5	20.0	1.5	0.9	24.0	40.0	36.0	Chaplain
0.9	91.6	6.7	1.7	0.3	-	37.5	62.5	Special Investigation
1.5	76.5	18.4	5.1	3.9	0.9	17.1	82.0	Research And Development
2.0	84.8	9.1	6.1	14.5	7.8	23.7	68.5	Specialists (Medical)
1.8	94.9	3.4	1.7	0.1	100.0	-	-	Reporting Codes, Specialties, Commander And Director

TABLE 188- USAF OFFICERS AND AIRMEN BY PRESENT OFFICIAL RESIDENCE,
WORLDWIDE - 31 MAY 1957

PRESENT OFFICIAL STATE OF RESIDENCE	TOTAL		OFFICERS		AIRMEN	
	Number	Per Cent	Number	Per Cent	Number	Per Cent
<u>WORLDWIDE STRENGTH - TOTAL</u>	<u>915,526</u>	<u>100.0</u>	<u>140,585</u>	<u>100.0</u>	<u>774,941</u>	<u>100.0</u>
<u>CONTINENTAL US - TOTAL</u>	<u>904,735</u>	<u>98.8</u>	<u>139,422</u>	<u>99.2</u>	<u>764,838</u>	<u>98.7</u>
Alabama	21,819	2.4	2,418	1.7	20,296	2.6
Arizona	10,162	1.1	1,876	1.3	7,983	1.0
Arkansas	12,285	1.3	1,209	0.9	11,727	1.5
California	68,346	7.5	11,443	8.1	55,994	7.2
Colorado	9,946	1.1	1,773	1.3	7,938	1.0
Connecticut	9,022	1.0	1,773	1.3	6,878	0.9
Delaware	2,378	0.3	403	0.3	1,939	0.2
District of Columbia	4,305	0.5	1,117	0.8	2,751	0.4
Florida	37,446	4.1	6,769	4.8	29,700	3.8
Georgia	22,625	2.5	2,774	2.0	20,521	2.7
Idaho	5,425	0.6	909	0.6	4,443	0.6
Illinois	37,701	4.1	6,504	4.6	30,511	3.9
Indiana	19,224	2.1	3,166	2.3	15,853	2.0
Iowa	12,993	1.4	2,394	1.7	10,216	1.3
Kansas	14,330	1.6	2,602	1.9	11,343	1.5
Kentucky	15,175	1.7	1,462	1.0	14,545	1.9
Louisiana	20,364	2.2	2,947	2.1	17,590	2.3
Maine	8,669	0.9	806	0.6	8,366	1.1
Maryland	11,578	1.3	1,796	1.3	9,765	1.3
Massachusetts	26,104	2.8	3,730	2.6	22,641	2.9
Michigan	27,087	3.0	3,799	2.7	23,633	3.0
Minnesota	14,054	1.5	2,164	1.5	11,884	1.5
Mississippi	13,524	1.5	1,554	1.1	12,471	1.6
Missouri	20,109	2.2	2,912	2.1	17,364	2.2
Montana	4,914	0.5	956	0.7	3,766	0.5
Nebraska	8,649	0.9	1,658	1.2	6,675	0.9
Nevada	2,398	0.3	345	0.2	2,075	0.3
New Hampshire	5,229	0.6	771	0.5	4,488	0.6
New Jersey	21,308	2.3	3,926	2.8	16,755	2.2
New Mexico	8,138	0.9	1,071	0.8	7,239	0.9
New York	56,238	6.1	9,590	6.8	45,733	5.9
North Carolina	23,136	2.5	2,072	1.5	22,483	2.9
North Dakota	3,774	0.4	597	0.4	3,157	0.4
Ohio	39,706	4.3	6,988	5.0	31,865	4.1
Oklahoma	19,421	2.1	3,166	2.3	16,079	2.1
Oregon	10,556	1.1	1,761	1.2	8,660	1.1
Pennsylvania	59,166	6.4	7,448	5.3	53,288	6.9
Rhode Island	4,285	0.5	403	0.3	4,127	0.5
South Carolina	16,649	1.8	1,704	1.2	15,763	2.0
South Dakota	4,580	0.5	840	0.6	3,608	0.5
Tennessee	19,971	2.2	2,222	1.6	18,559	2.4
Texas	72,140	7.9	14,229	10.1	54,889	7.1
Utah	5,229	0.6	1,520	1.1	3,022	0.4
Vermont	3,125	0.3	357	0.3	2,887	0.4
Virginia	19,853	2.2	2,245	1.6	18,379	2.4
Washington	17,082	1.9	2,855	2.0	14,004	1.8
West Virginia	14,310	1.6	1,289	0.9	13,891	1.8
Wisconsin	17,337	1.9	2,579	1.8	14,839	1.9
Wyoming	2,870	0.3	530	0.4	2,255	0.3
<u>OVERSEAS - TOTAL</u>	<u>10,791</u>	<u>1.2</u>	<u>1,163</u>	<u>0.8</u>	<u>10,103</u>	<u>1.3</u>
US Territories And Possessions	7,587	0.8	714	0.5	7,307	0.9
Foreign Countries	3,204	0.4	449	0.3	2,796	0.4

Source: Sample Survey, Personnel Statistics Division, Directorate of Statistical Services, DCS/Comptroller.

AIRMEN

DATA ON AIRMEN ARE BASED ON A 4.5 PER CENT SAMPLE
OF AIRMAN STRENGTH OF 774,941 AS OF 31 MAY 1957.

TABLE 189- PERCENTAGED DISTRIBUTION OF USAF AIRMEN BY SELECTED

SELECTED CHARACTERISTICS AND ATTITUDES	WORLD-WIDE	CONTINENTAL US COMMANDS									
		ADC	AFFC a/	AMC	APGG	ARDC	ATC	AU	ComAC	Hq Cmd	Hq USAF
MARITAL STATUS											
<u>PER CENT - TOTAL</u>	100.0	100.0		100.0	100.0	100.0	100.0	100.0	100.0	100.0	100.0
Never Married	49.8	47.0		44.5	40.5	36.8	55.3	38.0	40.8	35.4	
Married	47.5	50.4		53.2	54.4	59.9	42.4	60.0	56.5	61.4	
Other	2.7	2.6		2.3	5.1	3.3	2.3	2.0	2.7	3.2	
LEGAL DEPENDENTS											
<u>PER CENT - TOTAL</u>	100.0	100.0		100.0	100.0	100.0	100.0	100.0	100.0	100.0	
No Dependents	47.9	47.0		42.7	42.4	36.3	53.6	38.8	38.1	32.7	M
1 Dependent	17.3	19.5		19.1	15.9	18.4	15.5	14.1	20.6	17.6	O
2 Dependents	15.1	15.6		14.8	17.4	20.2	12.7	16.9	18.5	22.8	
3 Dependents	11.5	10.7		12.5	13.7	14.6	10.6	17.7	13.7	16.5	
4 Dependents	5.3	4.6		7.4	6.3	6.5	5.0	9.4	5.9	5.9	
5 Or More Dependents	2.9	2.6		3.5	4.3	4.0	2.6	3.1	3.2	4.5	
EDUCATIONAL LEVEL											
<u>PER CENT - TOTAL</u>	100.0	100.0		100.0	100.0	100.0	100.0	100.0	100.0	100.0	
Grammar School (Did Not Graduate) . .	2.2	1.6		3.5	2.0	1.8	2.1	1.2	3.6	3.2	A
Grammar School Graduate	4.8	4.4		5.5	6.0	5.4	5.4	2.3	4.2	3.9	I
High School (Did Not Graduate)	25.7	24.5		22.4	24.8	22.7	27.8	16.5	23.5	15.6	R
High School Graduate	54.4	58.0		55.7	58.4	54.9	48.7	49.0	54.6	55.2	M
College, Less Than Two Years	8.7	7.5		7.4	5.1	10.3	10.9	20.0	8.8	13.2	E
College, 2 Years Or More, No Degree .	3.3	3.4		4.4	2.5	3.8	4.4	8.2	4.2	5.5	
Baccalaureate Or Equivalent	0.8	0.5		0.9	-	0.9	0.7	2.4	1.1	3.2	N
Graduate Degree	0.1	0.1		0.2	1.2	0.2	b/	0.4	-	0.2	
AGE											
<u>PER CENT - TOTAL</u>	100.0	100.0		100.0	100.0	100.0	100.0	100.0	100.0	100.0	
18 Years And Younger	9.2	7.5		3.8	6.0	5.2	20.3	9.0	7.2	2.6	A
19 Years	10.6	9.6		6.9	10.3	7.2	11.9	6.3	8.3	4.3	S
20 Through 24 Years	44.1	48.9		42.2	41.3	41.7	36.6	34.9	39.1	37.0	
25 Through 29	17.2	18.2		21.5	16.8	17.9	14.5	18.0	21.4	24.4	S
30 Through 34	7.9	6.7		10.8	10.0	11.9	6.8	10.6	8.8	12.3	
35 Through 39	7.0	5.4		8.7	9.4	10.1	6.0	12.5	9.0	13.0	I
40 Through 44	2.8	2.6		4.3	4.3	4.5	2.6	7.1	4.4	4.1	
45 Through 49	0.9	0.8		1.1	1.1	0.4	1.0	1.2	1.6	1.6	G
50 Years And Older	0.3	0.3		0.7	0.8	1.1	0.3	0.4	0.2	0.7	N
ACTIVE FEDERAL MILITARY SERVICE											
<u>PER CENT - TOTAL</u>	100.0	100.0		100.0	100.0	100.0	100.0	100.0	100.0	100.0	
3 Months Or Less	3.0	0.2		0.2	0.3	0.4	16.5	0.4	0.1	0.5	E
4 Through 7 Months	4.2	2.2		1.4	1.4	2.5	14.3	7.1	5.8	1.1	
8 Through 11	6.6	5.9		2.8	6.3	5.8	8.1	11.0	5.9	4.4	
12 Through 17	5.9	7.7		3.3	7.4	5.0	3.9	3.5	3.2	2.5	
18 Through 23	7.8	9.4		7.6	7.1	4.0	3.8	4.3	6.1	3.4	
24 Through 29	7.7	7.2		7.6	6.5	6.3	4.7	2.4	6.8	5.0	
30 Through 35	10.4	10.8		12.5	10.3	9.6	6.4	7.8	8.3	7.3	
36 Through 41	4.1	5.6		3.6	3.7	4.0	2.5	2.4	4.8	4.3	
42 through 47	6.8	7.9		6.5	9.1	9.0	4.3	3.5	3.9	6.4	
48 Months Or More	43.5	43.1		54.5	47.9	53.4	35.5	57.6	55.1	65.1	D

a/ Too few observations for reliability.

b/ Less than 0.05 per cent

CHARACTERISTICS AND ATTITUDES, BY COMMAND, WORLDWIDE - 31 MAY 1957

OVERSEAS COMMANDS										SELECTED CHARACTERISTICS AND ATTITUDES
MATS	SAC	TAC	USAPA	USAPSS	AAC	CA1rC	PEAP	Hq 16AP	USAPE	
<u>100.0</u>	<u>100.0</u>	<u>100.0</u>	<u>100.0</u>	<u>100.0</u>	<u>100.0</u>	<u>100.0</u>	<u>100.0</u>	<u>100.0</u>	<u>100.0</u>	<u>PER CENT - TOTAL</u>
48.4	46.0	46.8	15.1	64.1	51.0	22.0	60.0	28.3	56.0	Never Married
49.1	51.3	50.4	84.9	33.7	47.0	75.6	36.6	64.2	40.9	Married
2.5	2.7	2.8	-	2.2	2.0	2.4	3.4	7.5	3.1	Other
<u>100.0</u>	<u>100.0</u>	<u>100.0</u>	<u>100.0</u>	<u>100.0</u>	<u>100.0</u>	<u>100.0</u>	<u>100.0</u>	<u>100.0</u>	<u>100.0</u>	<u>PER CENT - TOTAL</u>
46.8	43.4	44.0	15.2	61.5	49.2	24.4	57.4	28.4	54.5	No Dependents
17.1	18.9	18.8	21.2	14.5	15.9	14.6	14.1	22.6	14.9	1 Dependent
14.9	16.3	17.7	27.3	12.3	13.9	14.6	11.5	22.6	13.5	2 Dependents
11.9	12.5	12.1	21.2	6.5	12.6	22.0	9.9	22.6	10.0	3 Dependents
6.1	5.6	4.5	15.1	3.1	5.6	14.6	4.9	-	4.8	4 Dependents
3.2	3.3	2.9	-	2.1	2.8	9.8	2.2	3.8	2.3	5 Or More Dependents
<u>100.0</u>	<u>100.0</u>	<u>100.0</u>	<u>100.0</u>	<u>100.0</u>	<u>100.0</u>	<u>100.0</u>	<u>100.0</u>	<u>100.0</u>	<u>100.0</u>	<u>PER CENT - TOTAL</u>
1.2	2.6	2.8	3.0	0.6	3.4	2.4	2.0	5.7	1.9	Grammar School (Did Not Graduate)
3.3	5.6	4.8	18.2	1.5	6.7	9.8	5.1	3.8	4.3	Grammar School Graduate
23.0	27.8	29.0	9.1	14.0	31.1	12.2	23.6	35.9	26.2	High School (Did Not Graduate)
59.2	53.5	53.5	45.4	63.0	50.5	48.8	57.9	39.6	54.8	High School Graduate
8.8	7.4	7.1	18.2	14.2	6.1	19.5	8.4	5.7	8.8	College, Less Than Two Years
3.8	2.4	2.3	6.1	5.6	1.6	7.3	2.6	7.4	3.3	College, 2 Years Or More, No Degree
0.6	0.6	0.4	-	1.0	0.3	-	0.4	1.9	0.7	Baccalaureate Or Equivalent
0.1	0.1	0.1	-	0.1	0.3	-	b/	-	b/	Graduate Degree
<u>100.0</u>	<u>100.0</u>	<u>100.0</u>	<u>100.0</u>	<u>100.0</u>	<u>100.0</u>	<u>100.0</u>	<u>100.0</u>	<u>100.0</u>	<u>100.0</u>	<u>PER CENT - TOTAL</u>
7.6	6.9	9.7	3.0	4.9	7.6	-	7.1	5.6	4.8	18 Years And Younger
10.4	10.9	11.0	-	11.7	15.0	-	13.7	1.9	9.7	19 Years
42.2	46.4	44.8	42.4	62.0	42.7	24.4	45.3	32.1	48.0	20 Through 24 Years
19.8	16.7	16.7	27.3	12.8	15.9	24.4	16.8	30.2	17.3	25 Through 29
8.7	8.4	7.0	9.1	4.6	7.6	12.2	7.2	15.1	8.3	30 Through 34
7.6	6.9	7.1	12.1	2.7	6.5	31.7	6.2	9.4	7.9	35 Through 39
2.6	2.7	2.5	6.1	0.5	3.9	7.3	2.6	1.9	2.7	40 Through 44
0.8	0.8	0.9	-	0.5	0.5	-	0.8	3.8	1.0	45 Through 49
0.3	0.3	0.3	-	0.3	0.3	-	0.3	-	0.3	50 Years And Older
<u>100.0</u>	<u>100.0</u>	<u>100.0</u>	<u>100.0</u>	<u>100.0</u>	<u>100.0</u>	<u>100.0</u>	<u>100.0</u>	<u>100.0</u>	<u>100.0</u>	<u>PER CENT - TOTAL</u>
0.2	0.2	0.2	-	0.5	-	-	b/	-	-	3 Months Or Less
1.9	2.4	2.6	-	1.9	1.5	-	1.0	-	0.6	4 Through 7 Months
7.4	5.7	10.4	3.0	4.5	6.3	-	7.1	-	4.4	8 Through 11
7.3	5.6	7.4	-	6.7	10.1	-	8.4	5.6	5.4	12 Through 17
8.3	9.2	7.0	-	11.0	9.2	2.4	11.3	1.9	8.4	18 Through 23
7.0	9.3	7.0	9.1	14.8	11.2	2.4	9.8	1.9	8.8	24 Through 29
8.7	10.4	10.4	3.0	18.8	15.2	12.2	12.6	7.5	14.5	30 Through 35
3.8	5.1	4.3	3.0	7.1	2.7	-	2.6	-	4.4	36 Through 41
6.3	8.0	6.5	9.1	8.1	4.2	9.8	5.6	7.5	9.3	42 Through 47
49.1	44.1	44.2	72.8	26.6	39.6	73.2	41.6	75.6	44.2	48 Months Or More

TABLE 109: PERCENTAGED DISTRIBUTION OF USAF AIRMEN BY SELECTED

SELECTED CHARACTERISTICS AND ATTITUDES	WORLD-WIDE	CONTINENTAL US COMMANDS									
		ADC	AFPC a/	AMC	APGC	ARDC	ATC	AU	ConAC	Hq Cnd	Hq USAF
QUARTERS ALLOWANCE											
<u>PER CENT - TOTAL</u>	100.0	100.0		100.0	100.0	100.0	100.0	100.0	100.0	100.0	
No Quarters Allowance	53.5	51.2		49.0	46.5	40.3	58.3	38.4	44.6	43.4	N O
No, But Government Quarters Are Provided For Family	2.9	1.1		4.3	2.3	1.6	1.0	4.3	0.7	2.0	
Yes, Class Q Allotment For 1 Legal Dependent	13.6	16.8		14.4	14.5	16.8	12.4	12.2	16.4	13.3	
Yes, Class Q Allotment For 2 Legal Dependents	12.3	13.4		12.3	14.5	17.3	10.8	16.5	16.0	17.1	
Yes, Class Q Allotment For 3 Or More Legal Dependents	16.8	16.4		19.3	22.2	23.8	16.9	26.3	20.7	23.1	
Yes, \$51.30 Single Quarters, No Legal Dependents	0.9	1.1		0.7	-	0.2	0.6	2.3	1.6	1.1	
SUBSISTENCE ALLOWANCE											
<u>PER CENT - TOTAL</u>	100.0	100.0		100.0	100.0	100.0	100.0	100.0	100.0	100.0	
No Subsistence Allowance	55.5	51.1		51.7	48.7	3.9	59.6	37.2	49.6	34.0	A I R M E N
\$1.00 Per Day	40.6	45.7		43.2	51.0	5.2	36.9	38.8	39.5	39.5	
\$1.00 Per Day Plus Extra Meals	0.8	0.5		1.4	0.3	0.3	0.5	2.0	0.2	3.2	
\$2.75 Or \$3.42 Per Day	2.8	2.6		3.1	-	0.3	2.8	21.2	10.6	20.8	
Payment For Meal Per Day	0.3	0.1		0.6	-	0.3	0.2	0.8	0.1	2.5	
OVERSEAS STATION ALLOWANCE											
<u>PER CENT - TOTAL</u>	100.0	100.0		100.0	100.0	100.0	100.0	100.0	100.0	100.0	
No, Am Not Overseas	70.1	94.3		45.4	99.7	96.9	99.3	99.6	96.4	74.0	N
No, And Am Overseas	19.5	4.2		29.7	-	2.0	0.5	-	2.6	10.9	
Yes, For Subsistence Only	5.7	0.5		11.8	-	0.7	0.1	0.4	0.7	5.8	
Yes, For Quarters Only	0.8	0.1		1.7	-	0.4	b/	-	0.1	1.1	
Yes, For Both Quarters And Subsistence	3.9	0.9		11.4	0.3	-	0.1	-	0.2	8.2	
AIR FORCE ENLISTMENTS											
<u>PER CENT - TOTAL</u>	100.0	100.0		100.0	100.0	100.0	100.0	100.0	100.0	100.0	
First Enlistment, No Prior Service . .	53.0	54.3		42.3	49.9	43.3	60.0	40.8	44.0	34.7	A S S I G N E D
First Enlistment, With Prior Service .	5.3	5.9		5.8	5.4	5.8	5.9	5.5	5.8	6.2	
Second Enlistment	22.0	22.8		25.9	17.9	20.9	16.8	21.9	26.5	26.9	
Third Or Later Enlistment	19.7	17.0		26.0	26.8	30.0	17.3	31.8	23.7	32.2	
PRESENT REENLISTMENT INTENT											
<u>PER CENT - TOTAL</u>	100.0	100.0		100.0	100.0	100.0	100.0	100.0	100.0	100.0	
Yes, Intend To Reenlist	42.2	38.9		48.5	44.5	47.5	44.0	56.9	47.4	44.3	G N E D
Undecided	26.4	25.4		24.4	23.9	19.3	29.2	20.4	24.2	33.6	
No	31.4	35.7		27.1	31.6	33.2	26.8	22.7	28.4	22.1	
CAREER PLANS WHEN FIRST ENTERED THE AIR FORCE											
<u>PER CENT - TOTAL</u>	100.0	100.0		100.0	100.0	100.0	100.0	100.0	100.0	100.0	
Make Air Force A Career	25.3	24.0		27.8	28.2	26.3	27.1	31.0	26.2	28.8	D
Stay In Air Force For Just Two Enlistments	1.2	1.4		0.8	1.7	0.7	1.4	0.4	1.2	0.9	
Serve Only First Enlistment Or Minimum Service	18.6	19.5		17.8	15.4	21.6	17.0	18.4	18.1	18.5	
Hadn't Thought About It	8.7	9.4		8.5	7.1	7.6	7.6	10.6	9.1	9.4	
Undecided	46.2	45.7		45.1	47.6	43.8	46.9	39.6	45.4	42.4	

a/ Too few observations for reliability.

b/ Less than 0.05 per cent.

CHARACTERISTICS AND ATTITUDES, BY COMMAND, WORLDWIDE - 31 MAY 1957 (CONTINUED)

					OVERSEAS COMMANDS					SELECTED CHARACTERISTICS AND ATTITUDES
MATS	SAC	TAC	USAFA	USAFSS	AAC	CAIRC	FEAF	Hq 16AF	USAFE	
										<u>QUARTERS ALLOWANCE</u>
										<u>PER CENT - TOTAL</u>
100.0	100.0	100.0	100.0	100.0	100.0	100.0	100.0	100.0	100.0	No Quarters Allowance
51.7	49.7	49.9	18.2	65.6	59.9	24.4	64.6	1.9	59.5	No, But Government Quarters Are Provided For Family
2.8	1.8	0.7	-	4.0	8.8	26.8	7.7	1.9	8.2	Yes, Class Q Allotment For 1 Legal Dependent
13.5	15.1	15.1	24.2	10.4	9.1	9.8	8.7	17.0	10.7	Yes, Class Q Allotment For 2 Legal Dependents
12.5	13.4	16.0	21.2	9.8	9.0	14.6	7.8	22.6	9.5	Yes, Class Q Allotment For 3 Or More Legal Dependents
18.3	19.4	17.9	36.4	8.1	13.2	24.4	10.6	26.4	10.4	Yes, \$51.30 Single Quarters, No Legal Dependents
1.2	0.6	0.4	-	2.1	-	-	0.6	30.2	1.7	
										<u>SUBSISTENCE ALLOWANCE</u>
										<u>PER CENT - TOTAL</u>
100.0	100.0	100.0	100.0	100.0	100.0	100.0	100.0	100.0	100.0	No Subsistence Allowance
54.1	50.3	52.9	6.1	66.7	67.7	29.3	78.6	-	59.8	\$1.00 Per Day
43.5	48.1	46.2	90.9	25.6	24.6	51.2	19.6	3.8	34.5	\$1.00 Per Day Plus Extra Meals
0.7	0.7	0.4	3.0	2.7	1.8	-	0.4	-	1.2	\$2.75 Or \$3.42 Per Day
1.4	0.7	0.4	-	2.9	5.8	19.5	1.4	96.2	4.2	Payment For Meal Per Day
0.3	0.2	0.1	-	2.1	0.1	-	-	-	0.3	
										<u>OVERSEAS STATION ALLOWANCE</u>
										<u>PER CENT - TOTAL</u>
100.0	100.0	100.0	100.0	100.0	100.0	100.0	100.0	100.0	100.0	No, Am Not Overseas
60.8	85.2	98.7	100.0	33.7	2.2	2.4	1.0	-	1.8	No, And Am Overseas
25.5	8.1	0.9	-	42.0	46.7	73.2	80.3	1.9	63.5	Yes, For Subsistence Only
7.8	4.1	0.2	-	15.9	26.0	12.2	13.5	15.1	17.0	Yes, For Quarters Only
1.1	0.4	0.1	-	1.6	2.9	-	1.2	3.8	3.5	Yes, For Both Quarters And Subsistence
4.8	2.2	0.1	-	6.8	22.2	12.2	4.0	79.2	14.2	
										<u>AIR FORCE ENLISTMENTS</u>
										<u>PER CENT - TOTAL</u>
100.0	100.0	100.0	100.0	100.0	100.0	100.0	100.0	100.0	100.0	First Enlistment, No Prior Service
49.2	52.5	51.8	21.2	68.4	56.9	19.5	55.4	22.6	50.0	First Enlistment, With Prior Service
5.0	5.0	5.7	6.1	2.3	5.0	7.3	5.1	5.7	4.9	Second Enlistment
22.1	23.3	24.9	42.4	17.8	19.5	17.1	21.2	41.5	24.6	Third Or Later Enlistment
23.7	19.2	17.6	30.3	11.5	18.6	56.1	18.3	30.2	20.5	
										<u>PRESENT REENLISTMENT INTENT</u>
										<u>PER CENT - TOTAL</u>
100.0	100.0	100.0	100.0	100.0	100.0	100.0	100.0	100.0	100.0	Yes, Intend To Reenlist
43.2	40.8	41.8	63.6	29.9	39.7	70.8	42.0	64.2	42.0	Undecided
27.4	25.7	26.3	9.1	26.1	22.5	14.6	27.2	13.2	25.8	No
29.4	33.5	31.9	27.3	44.0	37.8	14.6	30.8	22.6	32.2	
										<u>CAREER PLANS WHEN FIRST ENTERED THE AIR FORCE</u>
										<u>PER CENT - TOTAL</u>
100.0	100.0	100.0	100.0	100.0	100.0	100.0	100.0	100.0	100.0	Make Air Force a Career
24.4	25.2	24.6	39.4	16.1	23.2	34.1	25.4	37.7	25.2	Stay In Air Force For Just Two Enlistments
0.8	1.2	1.1	-	1.4	1.5	-	1.2	-	1.3	Serve Only First Enlistment Or Minimum Service
19.6	18.6	18.4	15.1	25.6	21.1	29.3	17.9	24.5	17.6	Hadn't Thought About It
8.9	8.8	9.3	15.2	7.2	8.1	9.8	7.8	1.9	9.6	Undecided
46.3	46.2	46.6	30.3	49.7	46.1	26.8	47.7	35.9	46.3	

TABLE 189- PERCENTAGED DISTRIBUTION OF USAF AIRMEN BY SELECTED

SELECTED CHARACTERISTICS AND ATTITUDES	WORLD-WIDE	CONTINENTAL US COMMANDS										
		ADC	APFC a/	AMC	APGC	ARDC	ATC	AU	ConAC	Hq Cmd	Hq USAF	
PERSONS MOST INFLUENTIAL IN MAKING UP MIND TO STAY OR LEAVE THE AIR FORCE												
<u>PER CENT - TOTAL</u>	100.0	100.0		100.0	100.0	100.0	100.0	100.0	100.0	100.0		
Friends (Other Than Those In The Military)	3.5	3.7		3.2	2.0	2.0	5.1	2.0	4.8	2.5	N O	
Friends (In The Military Services) . .	7.0	5.8		-7.4	5.7	6.8	8.4	7.0	6.3	6.6		
Wife Or Girl Friend; Husband Or Boy Friend	14.5	15.5		11.8	11.7	16.6	14.3	14.1	15.7	15.3		
Family Or Parents	7.1	7.3		6.1	8.0	7.4	7.9	5.5	7.4	6.1		
ROTC Instructors	0.2	0.2		0.3	0.3	-	0.5	-	0.3	0.2		
Present Immediate Supervisor	3.3	3.7		2.7	4.3	2.9	2.3	2.0	2.2	1.6		
Previous Immediate Supervisor	2.6	2.4		2.1	2.0	2.3	1.7	1.6	3.1	2.5		
Associates On The Job	4.5	4.6		3.7	7.1	5.2	3.6	3.9	3.7	5.5		
Other Person (Or Persons)	3.2	3.0		2.5	3.4	2.0	3.0	2.7	2.7	3.7		
No One	54.1	53.8		60.2	55.5	54.8	53.2	61.2	53.8	56.0		
APQT SCORE												
<u>PER CENT - TOTAL</u>	100.0	100.0		100.0	100.0	100.0	100.0	100.0	100.0	100.0	A I R M E N	
No Score Recorded On Records	56.3	59.8		66.0	58.4	61.5	47.3	70.6	59.7	77.7		
93 Through 100	4.1	3.2		5.0	3.1	5.0	5.6	5.5	3.9	3.9		
65 Through 92	12.3	12.8		8.1	11.7	8.7	15.3	10.6	11.1	7.7		
31 Through 64	18.5	17.4		13.6	15.4	16.5	22.8	7.1	16.6	7.0		
21 Through 30	5.6	4.4		4.9	7.4	4.0	6.6	3.1	5.2	2.2		
10 Through 20	2.8	2.0		2.4	4.0	4.3	2.3	3.1	2.8	1.3		
9 And Below	0.4	0.4		-	-	-	0.1	-	0.7	0.2		
ARE YOU SATISFIED WITH PRESENT JOB ASSIGNMENT												
<u>PER CENT - TOTAL</u>	100.0	100.0		100.0	100.0	100.0	100.0	100.0	100.0	100.0		A S S I G N E D
Unassigned At Present	6.1	1.5		2.8	2.0	1.6	24.5	12.9	9.9	6.8		
Yes, Working In PAFS And Prefer This Assignment	54.0	56.3		51.6	59.0	54.9	43.6	51.1	54.1	55.0		
Yes, Prefer This Assignment, Although It Is Not My PAFS	5.9	6.3		8.2	5.4	9.2	6.3	13.3	6.4	6.1		
No, Although Working In PAFS, But Would Prefer Different Job	25.9	28.2		27.3	26.8	24.9	18.5	14.5	22.0	24.7		
No, Not Working In PAFS, But Would Prefer It	4.4	4.4		5.7	3.4	5.6	3.7	4.3	3.8	4.4		
No, Am Not Working In PAFS, But Would Prefer An Assignment Other Than PAFS Or Present Job	3.7	3.3		4.4	3.4	3.8	3.4	3.9	3.8	3.0		
WOULD YOU WANT TO USE AUTO SAFETY BELTS ON GOVERNMENT VEHICLES												
<u>PER CENT - TOTAL</u>	100.0	100.0		100.0	100.0	100.0	100.0	100.0	100.0	100.0	D	
Have Safety Belts In My Car: And Would Use Them If Installed In Government Vehicles	12.7	12.3		10.5	9.7	12.6	14.2	5.1	14.2	9.4		
But Would Not Use Them If Installed In Government Vehicles	2.2	2.6		2.5	1.7	2.0	1.8	1.2	1.9	2.1		
Do Not Have Safety Belts In My Car: And Would Not Use Them If Installed In Government Vehicles	18.3	17.9		15.4	22.9	15.5	16.0	18.9	16.1	22.1		
But Would Use Them If Installed In Government Vehicles	66.8	67.2		71.6	65.7	69.9	68.0	74.8	67.8	66.4		

a/ Too few observations for reliability

CHARACTERISTICS AND ATTITUDES, BY COMMAND, WORLDWIDE - 31 MAY 1957 (CONTINUED)

					OVERSEAS COMMANDS					SELECTED CHARACTERISTICS AND ATTITUDES
MATS	SAC	TAC	USAPA	USAFSS	AAC	CA1rC	FEAP	Hq 16AP	USAPE	
										<u>PERSONS MOST INFLUENTIAL IN MAKING UP MIND TO STAY OR LEAVE THE AIR FORCE</u>
<u>100.0</u>	<u>100.0</u>	<u>100.0</u>	<u>100.0</u>	<u>100.0</u>	<u>100.0</u>	<u>100.0</u>	<u>100.0</u>	<u>100.0</u>	<u>100.0</u>	<u>PER CENT - TOTAL</u>
2.8	3.3	3.5	-	2.7	2.0	2.4	3.4	1.9	2.3	Friends (Other Than Those In The Military)
7.1	6.5	7.1	6.1	8.6	4.5	2.4	8.2	9.4	6.8	Friends (In The Military Services)
15.3	15.3	14.1	24.2	12.1	14.4	17.1	13.6	3.8	12.9	Wife Or Girl Friend; Husband Or Boy Friend
6.1	7.4	7.1	6.1	6.5	6.7	2.4	6.5	13.2	6.3	Family Or Parents
0.1	0.2	0.2	-	0.1	-	-	0.2	-	0.3	ROTC Instructors
3.5	4.3	3.1	-	2.3	2.4	2.4	3.5	-	3.4	Present Immediate Supervisor
2.7	2.9	3.5	12.1	1.5	2.9	2.4	3.0	1.9	2.8	Previous Immediate Supervisor
4.4	4.7	4.9	6.1	5.7	4.3	-	4.6	-	5.1	Associates On The Job
3.2	3.3	3.0	-	3.1	4.2	-	3.2	5.7	4.0	Other Person (Or Persons)
54.8	52.1	53.5	45.4	57.4	58.6	70.9	53.8	64.1	56.1	No One
										<u>APQT SCORE</u>
<u>100.0</u>	<u>100.0</u>	<u>100.0</u>	<u>100.0</u>	<u>100.0</u>	<u>100.0</u>	<u>100.0</u>	<u>100.0</u>	<u>100.0</u>	<u>100.0</u>	<u>PER CENT - TOTAL</u>
60.6	55.2	58.0	100.0	35.1	52.5	75.6	57.4	79.2	60.6	No Score Recorded On Records
3.5	3.9	2.9	-	11.7	3.5	2.4	3.3	-	3.1	93 Through 100
11.1	12.1	10.6	-	23.9	10.7	9.8	12.1	1.9	10.9	65 Through 92
16.1	19.0	18.9	-	23.6	24.8	4.9	17.9	13.2	16.5	31 Through 64
4.2	6.3	6.5	-	2.9	5.7	2.4	6.4	-	5.6	21 Through 30
3.0	3.3	2.6	-	2.7	2.4	4.9	2.8	1.9	3.2	10 Through 20
1.5	0.2	0.5	-	0.1	0.4	-	0.1	3.8	0.1	9 And Below
										<u>ARE YOU SATISFIED WITH PRESENT JOB ASSIGNMENT</u>
<u>100.0</u>	<u>100.0</u>	<u>100.0</u>	<u>100.0</u>	<u>100.0</u>	<u>100.0</u>	<u>100.0</u>	<u>100.0</u>	<u>100.0</u>	<u>100.0</u>	<u>PER CENT - TOTAL</u>
1.2	2.0	2.0	-	4.5	1.0	2.4	1.3	3.8	0.9	Unassigned At Present
61.1	56.2	58.0	72.7	49.3	52.3	73.2	55.8	56.6	53.7	Yes, Working In PAFS And Prefer This Assignment
5.0	5.5	5.9	-	4.0	5.7	7.3	5.3	9.4	5.8	Yes, Prefer This Assignment, Although It Is Not My PAFS
25.6	28.0	24.4	15.2	30.6	34.1	9.8	28.8	22.6	30.5	No, Although Working In PAFS, But Would Prefer Different Job
3.9	4.2	5.4	9.1	7.0	4.1	7.3	5.1	3.8	5.1	No, Not Working In PAFS, But Would Prefer It
3.2	4.1	4.3	3.0	4.6	2.8	-	3.7	3.8	4.0	No, Am Not Working In PAFS, But Would Prefer An Assignment Other Than PAFS Or Present Job
										<u>WOULD YOU WANT TO USE AUTO SAFETY BELTS ON GOVERNMENT VEHICLES</u>
<u>100.0</u>	<u>100.0</u>	<u>100.0</u>	<u>100.0</u>	<u>100.0</u>	<u>100.0</u>	<u>100.0</u>	<u>100.0</u>	<u>100.0</u>	<u>100.0</u>	<u>PER CENT - TOTAL</u>
11.2	12.4	12.4	18.2	7.2	15.8	9.8	14.9	9.4	13.9	Have Safety Belts In My Car: And Would Use Them If Installed In Government Vehicles
1.7	2.8	2.4	-	1.1	1.6	-	1.9	3.8	2.3	But Would Not Use Them If Installed In Government Vehicles
19.7	21.4	18.4	9.1	16.0	20.9	21.9	17.2	20.8	15.1	Do Not Have Safety Belts In My Car: And Would Not Use Them If Installed In Government Vehicles
67.4	63.4	66.8	72.7	75.7	61.7	68.3	66.0	66.0	68.7	But Would Use Them If Installed In Government Vehicles

TABLE 189- PERCENTAGED DISTRIBUTION OF USAF AIRMEN BY SELECTED

SELECTED CHARACTERISTICS AND ATTITUDES	WORLD- WIDE	CONTINENTAL US COMMANDS										
		ADC	AFPC B/	AMC	AFPC	ARDC	ATC	AU	ConAC	Hq Cmd	Hq USAP	
<u>DO YOU KNOW OF A MOTOR VEHICLE ACCIDENT IN WHICH SEAT SAFETY BELTS WERE WORN</u>												
<u>PER CENT - TOTAL</u>	<u>100.0</u>	<u>100.0</u>		<u>100.0</u>	<u>100.0</u>	<u>100.0</u>	<u>100.0</u>	<u>100.0</u>	<u>100.0</u>	<u>100.0</u>		
No	84.0	84.6		84.5	88.3	84.3	79.7	86.2	87.1	81.5		
Yes, And The Safety Belts:												
Prevented Injury	4.6	4.8		4.9	2.6	5.2	6.4	3.6	2.5	5.7		
Reduced Injuries	9.0	8.0		9.6	8.0	8.3	11.0	6.3	8.8	7.6		
Were Of Little Or No Value	2.4	2.6		1.0	1.1	2.2	2.9	3.9	1.6	5.2		

a/ Too few observations for reliability.

Source: Sample Survey, Personnel Statistics Division, Directorate of Statistical Services, DCS/Comptroller.

CHARACTERISTICS AND ATTITUDES, BY COMMAND, WORLDWIDE - 31 MAY 1957 (CONTINUED)

					OVERSEAS COMMANDS					SELECTED CHARACTERISTICS AND ATTITUDES
MATS	SAC	TAC	USAPA	USAFSS	AAC	CAIRC	PEAP	Hq 16AF	USAPE	
<u>100.0</u>	<u>100.0</u>	<u>100.0</u>	<u>100.0</u>	<u>100.0</u>	<u>100.0</u>	<u>100.0</u>	<u>100.0</u>	<u>100.0</u>	<u>100.0</u>	<u>DO YOU KNOW OF A MOTOR VEHICLE ACCIDENT IN WHICH SEAT SAFETY BELTS WERE WORN</u> <u>PER CENT - TOTAL</u>
84.6	85.0	86.0	87.9	86.0	84.8	85.3	82.7	83.0	85.8	No
3.9	4.0	4.1	3.0	4.2	4.3	4.9	4.7	1.9	3.9	Yes, And The Safety Belts:
8.6	8.6	7.9	9.1	8.5	9.1	9.8	10.8	9.4	8.4	Prevented Injury
2.9	2.4	2.0	-	1.3	1.8	-	1.8	5.7	1.9	Reduced Injuries
										Were Of Little Or No Value

TABLE 190- USAF AIRMEN BY GRADE IN WHICH SERVING, BY SELECTED CHARACTERISTICS AND ATTITUDES, WORLDWIDE - 31 MAY 1957

SELECTED CHARACTERISTICS AND ATTITUDES	AIRMAN STRENGTH	GRADE IN WHICH SERVING							
		Master Sergeant	Technical Sergeant	Staff Sergeant	Airman First Class	Airman Second Class	Airman Third Class	Airman Basic	Aviation Cadet
<u>AIRMAN - TOTAL</u>	774,941	54,986	68,860	132,613	146,281	190,160	146,088	33,646	2,307
<u>PER CENT - TOTAL</u>	100.0	100.0	100.0	100.0	100.0	100.0	100.0	100.0	100.0
<u>SUBSISTENCE ALLOWANCE</u>									
No Subsistence Allowance	55.6	6.5	10.9	20.6	56.1	77.8	90.0	94.7	91.0
\$1.00 Per Day	40.5	84.4	81.4	73.3	40.4	19.7	8.8	4.7	-
\$1.00 Per Day Plus Extra Meals	0.8	1.4	1.3	1.1	0.9	0.5	0.3	0.1	9.0
\$2.75 Or \$3.42 Per Day	2.8	7.6	6.3	4.6	2.2	1.5	0.7	0.4	-
Payment For Meal Per Day	0.3	0.1	0.1	0.4	0.4	0.5	0.2	0.1	-
<u>OVERSEAS STATION ALLOWANCE</u>									
No, Am Not Overseas	70.1	71.5	70.4	68.9	68.8	64.0	75.1	88.9	100.0
No, And Am Overseas	19.5	14.6	16.5	17.5	21.0	25.4	18.1	8.2	-
Yes, For Subsistence Only	5.7	5.3	5.2	5.0	5.2	7.6	5.7	2.2	-
Yes, For Quarters Only	0.8	1.1	1.2	1.3	0.9	0.7	0.3	0.1	-
Yes, For Both Quarters And Subsistence	3.9	7.5	6.7	7.3	4.1	2.3	0.8	0.6	-
<u>QUARTERS ALLOWANCE</u>									
No Quarters Allowance	53.5	5.6	10.2	21.4	51.7	75.6	86.9	90.4	100.0
No, But Government Quarters Are Provided For Family	2.9	13.9	9.7	4.8	0.6	0.2	0.2	0.1	-
Yes, Class Q Allotment For 1 Legal Dependent	13.6	13.1	13.0	17.4	19.1	12.5	8.1	5.1	-
Yes, Class Q Allotment For 2 Legal Dependents	12.3	15.0	18.8	21.7	16.0	8.2	3.2	2.5	-
Yes, Class Q Allotment For 3 Or More Dependents	16.8	51.6	47.5	33.7	11.3	2.6	1.1	1.6	-
Yes, \$51.30 Single Quarters, No Legal Dependents	0.9	0.8	0.8	1.0	1.3	0.9	0.5	0.3	-
<u>LEGAL DEPENDENTS</u>									
No Dependents	47.9	5.1	9.2	18.2	44.9	68.0	79.8	81.2	100.0
1 Dependent	17.3	14.9	14.3	18.5	22.7	17.7	13.7	11.7	-
2 Dependents	15.1	17.7	21.2	25.0	19.2	11.0	5.1	4.8	-
3 Dependents	11.5	29.5	29.1	23.3	9.6	2.7	1.1	1.6	-
4 Dependents	5.3	19.8	16.3	10.1	2.6	0.4	0.2	0.4	-
5 Or More Dependents	2.9	13.0	9.9	4.9	1.0	0.2	0.1	0.3	-
<u>TIME ELAPSED BEFORE DEPENDENTS JOINED AIRMAN (STATION TO STATION)</u>									
Airmen With Dependents At Previous Station	(37.5)	(86.1)	(80.0)	(62.9)	(33.1)	(17.1)	(11.9)	(13.2)	(-)
Concurrent Travel	50.9	65.9	61.5	54.6	43.4	31.8	23.7	16.1	-
Less Than 4 Months Later	16.3	13.0	16.9	16.9	18.5	18.4	13.5	5.2	-
4 To 6 Months Later	7.0	7.9	7.1	8.3	6.3	5.4	3.8	2.0	-
7 To 12 Months Later	3.9	3.2	4.0	4.0	4.4	3.7	3.6	5.7	-
More Than 12 Months Later	1.9	0.8	0.9	1.8	3.1	2.5	2.0	1.6	-
None Have Yet Arrived	20.0	9.2	9.6	14.4	24.3	38.2	53.4	69.4	-
No Dependents Or None Were With Airman At Previous Station	(62.5)	(13.9)	(20.0)	(37.1)	(66.9)	(82.9)	(88.1)	(86.8)	(100.0)

TABLE 190- USAF AIRMEN BY GRADE IN WHICH SERVING, BY SELECTED CHARACTERISTICS AND ATTITUDES, WORLDWIDE - 31 MAY 1957 (CONTINUED)

SELECTED CHARACTERISTICS AND ATTITUDES	AIRMAN STRENGTH	GRADE IN WHICH SERVING							
		Master Sergeant	Technical Sergeant	Staff Sergeant	Airman First Class	Airman Second Class	Airman Third Class	Airman Basic	Aviation Cadet
<u>AIRMAN - TOTAL</u>	774,941	54,986	68,860	132,613	146,281	190,160	146,088	33,646	2,307
<u>PER CENT - TOTAL</u>	100.0	100.0	100.0	100.0	100.0	100.0	100.0	100.0	100.0
<u>REASON DEPENDENTS HAVE NOT JOINED YOU</u>									
Dependents Have Joined Airmen . .	(27.8)	(75.4)	(68.4)	(50.8)	(22.6)	(9.0)	(4.8)	(2.5)	(-)
Dependents Have Not Joined Airmen Housing, Not Available	(9.7)	(9.5)	(10.4)	(11.8)	(10.9)	(8.9)	(7.3)	(10.6)	1.0)
Cost, Distance From Base Or Quality Of Housing Is Unacceptable	6.9	9.5	9.1	9.7	8.5	4.0	2.4	5.2	-
Station Too Isolated	12.5	10.8	10.6	11.6	15.1	14.5	10.7	7.1	-
Left Them In Continental US To Qualify For Short Overseas Tour	4.3	3.9	6.7	5.7	4.4	3.5	2.2	3.9	-
Personnel In My Grade Not Authorized Dependents Overseas. Dependents Not Authorized Under My Type Overseas Tour	6.9	8.2	7.3	8.0	7.2	7.7	3.7	3.2	-
Climate, Political, Military Conditions Unfavorable	8.3	0.4	1.2	1.9	9.8	16.5	11.3	7.1	-
Dependents Remained At Present School	6.7	9.0	6.7	7.5	6.8	6.0	4.6	9.7	-
Personal Reasons	4.1	6.5	6.1	5.7	3.5	2.6	2.6	4.5	-
No Dependents Or None Were With Airman At Present Station	3.8	10.3	5.2	4.2	2.4	2.0	2.8	7.1	-
	46.5	41.4	47.1	45.7	42.3	43.2	59.7	52.2	100.0
	(62.5)	(15.1)	(21.2)	(37.4)	(66.5)	(82.1)	(87.9)	(86.9)	(99.0)
<u>ACTIVE FEDERAL MILITARY SERVICE</u>									
11 Months And Under	13.8	-	-	0.3	0.2	2.7	55.9	64.5	51.0
12 Through 23 Months	13.7	a/	a/	0.3	1.5	36.0	22.0	11.9	25.0
24 Through 35	18.1	a/	0.2	0.5	27.3	40.1	12.5	10.8	13.0
36 Through 47	10.9	0.1	0.1	5.2	29.9	11.6	5.6	5.4	4.0
48 Through 71	12.0	0.2	1.5	28.4	24.4	6.4	2.5	4.2	7.0
72 Through 95	6.8	0.7	9.5	22.5	8.0	1.5	0.6	1.1	-
96 Through 119	7.3	4.5	26.4	19.8	4.6	0.8	0.4	1.0	-
120 Through 143	5.1	9.6	22.9	10.2	2.0	0.4	0.2	0.3	-
144 Through 167	4.2	17.1	17.8	6.0	1.1	0.3	0.1	0.2	-
168 Through 191	4.5	30.0	15.0	4.6	0.7	0.1	0.1	0.2	-
192 Through 215	2.2	21.5	4.5	1.4	0.2	0.1	0.1	0.1	-
216 Through 239	0.7	8.0	1.0	0.4	a/	a/	-	0.3	-
240 Months Or More	0.7	8.3	1.1	0.4	0.1	-	-	-	-
<u>FEDERAL MILITARY SERVICE, ACTIVE AND INACTIVE</u>									
11 Months And Under	12.2	0.1	0.1	0.2	0.2	2.3	49.0	59.7	34.0
12 Through 23 Months	12.8	0.1	0.1	0.2	1.3	31.8	23.1	12.6	27.0
24 Through 35	17.3	0.1	0.1	0.4	24.5	38.3	14.2	12.5	16.0
36 Through 47	11.6	-	0.1	4.6	28.9	14.4	7.5	6.4	7.0
48 Through 71	12.6	0.1	1.5	26.3	25.2	8.5	4.0	4.7	12.0
72 Through 95	7.0	0.2	7.6	21.3	9.5	2.2	0.9	1.4	2.0
96 Through 119	7.1	2.0	22.7	19.7	5.5	1.1	0.5	1.2	2.0
120 Through 143	5.1	7.0	21.2	11.3	2.3	0.6	0.3	0.4	-
144 Through 167	4.4	15.0	18.2	7.4	1.2	0.3	0.1	0.3	-
168 Through 191	5.2	30.9	19.4	5.6	0.9	0.2	0.1	0.3	-
192 Through 215	2.6	23.6	5.9	1.9	0.3	0.1	0.1	0.1	-
216 Through 239	0.9	9.5	1.6	0.5	a/	0.1	0.1	0.3	-
240 Months Or More	1.2	11.4	1.5	0.6	0.2	0.1	0.1	0.1	-

a/ Less than 0.05 per cent

TABLE 190- USAF AIRMEN BY GRADE IN WHICH SERVING, BY SELECTED CHARACTERISTICS AND ATTITUDES, WORLDWIDE - 31 MAY 1957 (CONTINUED)

SELECTED CHARACTERISTICS AND ATTITUDES	AIRMAN STRENGTH	GRADE IN WHICH SERVING							
		Master Sergeant	Technical Sergeant	Staff Sergeant	Airman First Class	Airman Second Class	Airman Third Class	Airman Basic	Aviation Cadet
AIRMAN - TOTAL	774,941	54,986	68,860	132,613	146,281	190,160	146,088	33,646	2,307
PER CENT - TOTAL	100.0	100.0	100.0	100.0	100.0	100.0	100.0	100.0	100.0
<u>MONTHS OF ACTIVE FEDERAL MILITARY SERVICE IN PRESENT GRADE</u>									
3 Months Or Less	14.7	1.6	3.2	6.6	15.1	14.0	20.7	69.9	14.0
4 Through 7 Months	14.0	2.6	3.6	6.4	15.6	13.9	29.9	12.4	16.0
8 Through 11	14.4	2.4	4.9	7.4	19.3	18.0	21.4	6.8	39.0
12 Through 17	16.6	4.6	7.7	11.1	22.7	27.6	12.3	4.4	29.0
18 Through 23	10.2	5.4	7.7	9.9	9.9	17.4	6.0	2.4	1.0
24 Through 29	6.2	4.4	7.9	10.3	6.3	5.0	4.5	1.9	1.0
30 Through 35	3.9	3.8	7.7	7.0	3.8	2.0	2.8	0.7	-
36 Months Or More	20.0	75.2	57.3	41.3	7.3	2.1	2.4	1.5	-
<u>MONTHS OF ACTIVE FEDERAL MILITARY SERVICE IN PREVIOUS LOWER GRADE</u>									
Not Promoted Or Question Doesn't Apply	7.6	2.8	1.0	1.0	1.5	1.6	15.1	82.9	76.0
3 Months Or Less	13.7	2.8	0.8	0.5	0.5	2.4	68.5	6.4	7.0
4 Through 7 Months	9.2	4.2	1.8	2.4	2.9	24.5	8.9	2.5	7.0
8 Through 11	13.7	5.3	2.4	6.8	15.2	33.8	3.2	3.1	3.0
12 Through 17	19.7	9.0	8.3	34.3	32.4	23.1	1.9	2.4	3.0
18 Through 23	12.5	6.8	9.2	18.8	28.6	8.6	1.0	1.2	4.0
24 Through 29	7.2	8.3	12.3	14.1	10.4	3.5	0.6	0.7	-
30 Through 35	3.7	6.3	10.2	7.2	3.9	1.4	0.3	0.4	-
36 Months Or More	12.7	54.5	54.0	14.9	4.6	1.1	0.5	0.4	-
<u>MARITAL STATUS</u>									
Never Married	49.8	4.0	8.1	18.1	46.8	70.9	84.1	85.7	99.0
Married	47.5	92.7	88.5	78.1	50.3	27.0	14.1	12.1	-
Other	2.7	3.3	3.4	3.8	2.9	2.1	1.8	2.2	1.0
<u>EDUCATIONAL LEVEL</u>									
Grammar School (Did Not Graduate)	2.2	1.6	1.7	2.7	2.2	1.7	2.6	2.8	-
Grammar School Graduate	4.8	3.6	4.0	5.7	4.8	4.3	5.0	8.3	1.0
High School (Did Not Graduate)	25.7	13.3	15.2	20.9	22.6	27.7	36.6	46.9	2.0
High School Graduate	54.4	58.5	62.3	57.4	57.9	55.1	47.0	32.4	19.0
College, Less Than Two Years	8.7	12.5	11.0	9.3	8.6	8.1	6.2	7.7	40.0
College, 2 Years Or More, No Degree	3.4	8.8	4.8	3.2	3.1	2.5	2.0	1.6	32.0
Baccalaureate Degree Or Equivalent	0.7	1.4	0.8	0.7	0.7	0.5	0.4	0.3	6.0
Graduate Degree	0.1	0.3	0.2	0.1	0.1	0.1	0.2	-	-
<u>AGE</u>									
18 Years And Younger	9.2	-	-	-	0.1	6.3	32.6	41.3	1.0
19 Years Of Age	10.6	-	-	-	2.0	19.2	26.2	18.7	7.0
20 Through 24 Years	44.1	-	1.7	26.8	73.9	67.0	37.2	34.8	81.0
25 Through 29	17.2	4.7	38.7	46.7	17.1	5.4	3.0	2.7	11.0
30 Through 34	7.9	19.1	28.6	14.6	4.5	1.4	0.7	1.5	-
35 Through 39	7.0	45.1	20.2	8.0	1.8	0.6	0.3	0.9	-
40 Through 44	2.8	21.8	7.8	2.5	0.5	0.1	a/	0.1	-
45 Through 49	0.9	6.6	2.4	1.0	0.1	a/	-	-	-
50 Years And Older	0.3	2.7	0.6	0.4	a/	a/	-	-	-

a/ Less than 0.05 per cent

TABLE 190 USAF AIRMEN BY GRADE IN WHICH SERVING, BY SELECTED CHARACTERISTICS AND ATTITUDES, WORLDWIDE - 31 MAY 1957 (CONTINUED)

SELECTED CHARACTERISTICS AND ATTITUDES	AIRMAN STRENGTH	GRADE IN WHICH SERVING							
		Master Sergeant	Technical Sergeant	Staff Sergeant	Airman First Class	Airman Second Class	Airman Third Class	Airman Basic	Aviation Cadet
AIRMAN - TOTAL	774,941	54,986	68,860	132,613	146,281	190,160	146,088	33,646	2,307
PER CENT - TOTAL	100.0	100.0	100.0	100.0	100.0	100.0	100.0	100.0	100.0
<u>REENLISTMENT INTENT</u>									
Yes	42.2	91.3	83.9	65.6	34.5	20.7	20.8	24.9	60.0
Undecided	26.4	5.4	9.9	17.8	25.6	34.0	38.6	39.7	25.0
No	31.4	3.3	6.2	16.6	39.9	45.3	40.6	35.4	15.0
<u>CAREER PLANS WHEN FIRST ENTERED THE AIR FORCE</u>									
Make Air Force A Career	25.3	36.8	35.5	31.8	23.1	19.5	19.4	24.5	57.0
Stay In Air Force For Second Enlistment	1.2	1.2	0.9	1.0	1.2	1.0	1.6	1.7	3.0
Serve Only First Enlistment Or Minimum Service	18.6	20.3	19.1	17.8	20.3	19.2	16.8	14.9	8.0
Hadn't Thought About It	8.7	16.2	11.5	9.7	8.0	7.2	6.8	6.1	1.0
Undecided	46.2	25.5	33.0	39.7	47.4	53.1	55.4	52.8	31.0
<u>MOST IMPORTANT REASON FOR ORIGINAL ENLISTMENT INTO THE AIR FORCE</u>									
Can't Remember My Original Reason Was Originally Drafted	7.7	7.4	7.2	8.6	8.0	7.9	6.8	8.3	1.0
Wanted To Get Away From An Unpleasant Civilian Situation	4.1	14.9	14.3	6.5	2.0	0.6	0.6	0.8	-
Travel, Adventure, New Experiences	2.5	1.7	2.1	2.3	2.3	2.7	2.9	3.7	-
Joined AF In Preference To Being Drafted Into Military Service	8.4	6.0	6.1	7.5	7.8	9.8	10.3	7.3	3.0
AP Career Opportunities Looked Better To Me Than Civil Life	11.7	8.5	9.5	16.6	15.0	11.3	7.9	6.2	7.0
AP Pay And Fringe Benefits	12.1	9.1	11.2	13.9	11.9	10.7	12.8	17.9	10.0
Wanted AF Educational And Technical Training To Use Later In Civilian Life	0.4	0.7	0.6	0.4	0.2	0.2	0.4	0.4	-
Needed A Job At That Time	13.4	3.2	3.6	5.1	10.6	16.8	26.0	23.5	6.0
Take Advantage Of GI Bill Later On Patriotic Feelings And National Defense	1.8	2.8	1.5	1.5	1.6	2.0	1.8	1.4	1.0
Friends, Relatives Recommended AP Interested In Aviation And Flying Security Of Air Force Life	3.6	0.7	1.9	2.0	7.4	5.1	1.3	1.4	-
Felt It Would Help Me Become More Mature And Self-Reliant	3.3	11.2	7.1	4.4	2.0	1.6	1.6	1.4	2.0
None Of The Above Reasons	2.2	1.7	1.8	2.4	2.6	2.4	1.9	1.4	-
	7.9	11.7	8.9	7.0	7.6	8.0	6.5	6.8	62.0
	5.7	9.5	10.9	8.5	5.4	3.2	3.1	3.2	2.0
	6.7	1.1	3.0	4.4	6.9	9.2	8.9	9.4	1.0
	8.5	9.8	10.3	8.9	8.7	8.5	7.2	6.9	5.0
<u>BENEFIT OR IMPROVEMENT THAT WOULD INCREASE VALUE OF AN AIR FORCE CAREER</u>									
More And Better Training	7.9	3.1	3.7	5.1	6.2	8.5	12.4	20.9	7.0
Better Medical Care For Dependents	1.9	3.0	2.7	2.8	2.0	1.4	1.0	0.6	-
More Opportunity To Get Base Of Choice	11.2	7.8	6.9	6.0	8.8	11.7	18.6	23.1	13.0
A Changed Promotion System	13.0	2.6	11.1	18.6	16.0	13.2	11.1	6.1	2.0
Better Recreation Facilities	0.6	0.1	0.1	0.2	0.6	0.8	1.0	0.8	-
Less Frequent Travel And Changes Of Station	4.1	8.3	7.6	5.9	3.7	2.6	2.2	2.0	6.0
Better Method Of Getting A Different Job Assignment	5.9	1.8	2.5	5.1	6.7	6.8	7.2	9.0	2.0
Increased Pay And Allowances	37.6	46.7	46.0	39.8	38.8	38.8	29.3	17.8	39.0
Increased Prestige Of An AF Career	3.5	7.5	5.7	4.4	3.2	2.3	2.3	2.3	15.0
Increased Retirement Benefits	3.2	10.6	5.8	3.7	2.4	1.8	1.6	1.4	1.0
Better Housing	3.8	4.1	4.0	4.1	4.0	3.8	3.3	3.8	4.0
Some Other Reason	7.3	4.4	3.9	4.3	7.6	8.3	10.0	12.2	11.0

TABLE 190- USAF AIRMEN BY GRADE IN WHICH SERVING, BY SELECTED CHARACTERISTICS AND ATTITUDES, WORLDWIDE - 31 MAY 1957 (CONTINUED)

SELECTED CHARACTERISTICS AND ATTITUDES	AIRMAN STRENGTH	GRADE IN WHICH SERVING							
		Master Sergeant	Technical Sergeant	Staff Sergeant	Airman First Class	Airman Second Class	Airman Third Class	Airman Basic	Aviation Cadet
<u>AIRMAN - TOTAL</u>	774,941	54,986	68,860	132,613	146,281	190,160	146,088	33,646	2,307
<u>PER CENT - TOTAL</u>	100.0	100.0	100.0	100.0	100.0	100.0	100.0	100.0	100.0
<u>ON FLYING STATUS</u>									
Yes, On Flying Status	4.7	6.5	8.9	7.4	4.2	3.0	1.7	1.0	86.0
No, Temporarily Off Flying Status	0.8	0.9	1.4	1.0	1.0	0.7	0.4	0.6	1.0
No, Not On Flying Status	93.5	92.4	89.4	91.3	94.3	95.6	95.3	93.5	12.0
Don't Know	1.0	0.2	0.3	0.3	0.5	0.7	2.6	4.9	1.0
<u>WOULD YOU WANT TO USE SAFETY BELTS ON GOVT VEHICLES</u>									
Have Safety Belts In My Car: And Would Use Them If Installed In Government Vehicles	12.7	9.3	9.3	10.6	11.7	13.3	16.5	19.5	11.0
But Would Not Use Them If Installed In Government Vehicles	2.2	0.8	1.4	1.7	2.6	2.5	2.6	3.2	1.0
Do Not Have Safety Belts In My Car: And Would Not Use Them If Installed In Government Vehicles	18.3	15.6	17.3	18.5	19.5	19.2	17.7	15.2	21.0
But Would Use Them If Installed In Government Vehicles	66.8	74.3	72.0	69.2	66.2	65.0	63.2	62.1	67.0
<u>DO YOU KNOW OF A MOTOR VEHICLE ACCIDENT IN WHICH SEAT SAFETY BELTS WERE WORN</u>									
No	(84.0)	(84.2)	(85.3)	(86.6)	(85.4)	(83.8)	(80.8)	(81.1)	(54.0)
Yes, And The Safety Belts: Prevented Injury	(16.0)	(15.8)	(14.7)	(13.4)	(14.6)	(16.2)	(19.2)	(18.9)	(46.0)
Reduced Injuries	28.7	27.4	24.8	26.8	25.8	30.5	29.9	35.9	41.3
Were Of Little Or No Value	56.5	60.1	57.0	55.5	59.4	55.5	57.2	47.4	45.6
	14.8	12.5	18.2	17.7	14.8	14.0	12.9	16.7	13.1
<u>SATISFACTION WITH PRESENT JOB ASSIGNMENT</u>									
Unassigned At Present	6.1	1.4	2.1	1.8	1.9	2.3	13.1	51.8	34.0
Yes, Working In PAPS, And Prefer It	54.0	65.7	60.4	54.9	54.5	56.1	48.9	21.1	57.0
Yes, Although It Is Not My PAPS	5.9	11.2	9.3	6.6	4.8	4.8	4.4	4.7	5.0
No, Working In PAPS, But Would Prefer Different Assignment	25.9	14.0	18.5	27.4	32.2	29.3	24.7	13.0	4.0
No, Not Working In PAPS, But Would Prefer It	4.4	6.2	6.4	5.1	3.1	4.4	3.7	4.7	-
No, Not Working In PAPS, And Would Prefer Assignment Other Than My PAPS Or Present Assignment	3.7	1.5	3.3	4.2	3.5	3.1	5.2	4.7	-
<u>AFQT SCORE</u>									
No AFQT Score In DD Form 4	(56.4)	(92.5)	(90.3)	(85.4)	(55.3)	(37.9)	(30.2)	(26.2)	(70.0)
AFQT Score In DD Form 4	(43.6)	(7.5)	(9.7)	(14.6)	(44.7)	(62.1)	(69.8)	(73.8)	(30.0)
93 Through 100	9.3	38.0	27.5	18.2	9.5	8.0	7.0	6.5	40.0
65 Through 92	28.3	38.0	40.6	35.6	32.7	28.6	23.4	22.3	46.7
31 Through 64	42.4	17.3	20.7	32.8	41.8	43.3	45.4	46.0	13.3
21 Through 30	12.9	4.5	6.6	8.2	9.7	12.5	16.1	18.2	-
10 Through 20	6.3	-	2.6	4.1	5.4	6.9	7.4	6.3	-
9 And Below	0.8	2.2	2.0	1.1	0.9	0.7	0.7	0.7	-

Source: Sample Survey, Personnel Statistics Division, Directorate of Statistical Services, DCS/Comptroller.

TABLE 191 - AVERAGES FOR SELECTED CHARACTERISTICS FOR USAF AIRMEN
BY GRADE IN WHICH SERVING, WORLDWIDE - 31 MAY 1957

SELECTED CHARACTERISTICS	AVERAGE FOR ALL AIRMEN	GRADE IN WHICH SERVING							
		Master Ser- geant	Tech- nical Ser- geant	Staff Ser- geant	Airman First Class	Airman Second Class	Airman Third Class	Airman Basic	Avia- tion Cadet
<u>AVERAGE</u>									
Age In Years	24.6	37.8	32.2	27.9	23.4	21.0	19.7	19.7	21.7
Number Of Legal Dependents	1.2	2.9	2.6	2.0	1.1	0.5	0.3	0.3	-
Months Of Active Federal Military Service	63.3	183.4	136.0	95.3	53.2	30.6	16.7	15.5	17.0
Months Of Total Federal Military Service	67.1	192.1	142.5	100.2	55.8	33.1	19.3	17.6	24.3

Source: Sample Survey, Personnel Statistics Division, Directorate of Statistical Services, DCS/Comptroller.

TABLE 192 - USAF AIRMEN BY CATEGORY OF ENLISTMENT AND REENLISTMENT INTENT,
(EXCLUDES

SELECTED CHARACTERISTICS AND ATTITUDES	TOTAL AIRMEN				FIRST TERM AIRMEN, NO PRIOR SERVICE			
	Total	Reenlistment Intent			Total	Reenlistment Intent		
		Yes	Unde- cided	No		Yes	Unde- cided	No
AIRMAN - TOTAL	772,634	325,244	204,063	243,327	408,394	64,134	147,755	196,505
PER CENT - TOTAL	100.0	42.1	26.4	31.5	100.0	15.7	36.2	48.1
MARITAL STATUS								
Never Married	383,458	22.5	34.3	43.2	315,086	14.7	37.0	48.3
Married	368,254	61.5	18.7	19.8	88,711	19.1	33.8	47.1
Other	20,922	58.9	17.5	23.6	4,597	19.5	28.8	51.7
GRADE								
Master Sergeant	54,986	91.3	5.4	3.3	314	57.2	21.4	21.4
Technical Sergeant	68,860	83.9	9.9	6.2	583	57.7	26.9	15.4
Staff Sergeant	132,613	65.6	17.8	16.6	8,790	20.9	24.2	54.9
Airman First Class	146,281	34.5	25.6	39.9	74,223	11.0	29.9	59.1
Airman Second Class	190,160	20.7	34.0	45.3	158,182	14.1	36.2	49.7
Airman Third Class	146,088	20.8	38.6	40.6	135,818	18.4	39.6	42.0
Airman Basic	33,646	24.9	39.7	35.4	30,484	22.6	42.2	35.2
EDUCATIONAL LEVEL								
Grammar School (Did Not Graduate)	16,909	56.5	21.1	22.4	6,593	19.7	36.1	44.2
Grammar School Graduate	37,470	50.5	25.1	24.4	16,235	18.9	38.5	42.6
High School (Did Not Graduate)	199,331	40.6	29.1	30.3	117,347	20.4	37.5	42.1
High School Graduate	421,131	41.6	26.5	31.9	220,903	13.8	36.9	49.3
College, Less Than Two Years	66,780	39.7	23.6	36.7	34,063	12.4	31.0	56.6
College, 2 Years Or More, No Degree	25,183	46.2	18.9	34.9	10,450	9.2	25.3	65.5
Baccalaureate Degree Or Equivalent	4,934	40.0	13.2	46.8	2,512	8.0	10.7	81.3
Graduate Degree	896	55.0	17.5	27.5	291	15.4	30.8	53.8
ACTIVE FEDERAL MILITARY SERVICE								
11 Months Or Less	105,536	21.1	45.1	33.8	103,988	20.7	45.4	33.9
12 Through 23 Months	105,423	16.1	40.0	43.9	103,091	15.1	40.3	44.6
24 Through 35	139,555	16.8	30.8	52.4	125,158	13.0	31.5	55.5
36 Through 47	84,343	19.8	25.0	55.2	67,299	11.1	25.6	63.3
48 Through 59	41,488	56.4	22.9	20.7	5,360	29.3	28.0	42.7
60 Through 71	51,310	56.4	23.6	20.0	1,121	54.0	20.0	26.0
72 Through 95	53,059	60.0	21.0	19.0	695	38.7	25.8	35.5
96 Through 119	56,849	73.6	15.4	11.0	538	45.8	33.3	20.9
120 Through 143	39,290	83.6	9.1	7.3	359	56.3	18.7	25.0
144 Through 167	32,226	89.0	7.3	3.7	224	60.0	30.0	10.0
168 Through 191	34,603	92.3	4.0	3.7	269	50.0	16.7	33.3
192 Months Or More	28,952	90.9	4.8	4.3	292	38.5	15.4	46.1
DATE OF SEPARATION								
June 1957 Through June 1958	107,077	26.5	23.7	49.8	78,239	11.3	26.0	62.7
July 1958 Through December 1958	80,504	24.1	27.7	48.2	62,295	11.3	30.6	58.1
January 1959 Through June 1959	75,391	23.2	32.9	43.9	60,860	15.4	34.4	50.2
July 1959 Through December 1959	68,328	27.1	33.0	39.9	49,424	13.7	38.3	48.0
January 1960 Through June 1960	81,243	34.3	34.6	31.1	53,011	17.0	43.5	39.5
July 1960 Through June 1961	186,032	49.0	28.9	22.1	90,572	21.8	44.9	33.3
Other	174,059	70.4	15.6	14.0	13,993	24.7	33.3	42.0

BY SELECTED CHARACTERISTICS AND ATTITUDES, WORLDWIDE - 31 MAY 1957
AVIATION CADETS)

FIRST TERM AIRMEN, WITH PRIOR SERVICE				CAREER AIRMEN				SELECTED CHARACTERISTICS AND ATTITUDES
Total	Reenlistment Intent			Total	Reenlistment Intent			
	Yes	Unde- cided	No		Yes	Unde- cided	No	
40,857	24,398	8,947	7,512	323,383	236,712	47,361	39,310	AIRMAN - TOTAL
100.0	59.7	21.9	18.4	100.0	73.2	14.6	12.2	PER CENT - TOTAL
								MARITAL STATUS
15,607	49.0	27.4	23.6	52,765	61.3	20.8	17.9	Never Married
22,402	67.5	17.8	14.7	257,141	75.7	13.5	10.8	Married
2,848	57.5	23.6	18.9	13,477	72.7	12.3	15.0	Other
								GRADE
919	85.4	9.7	4.9	53,753	91.6	5.2	3.2	Master Sergeant
2,624	81.2	15.4	3.4	65,653	84.2	9.6	6.2	Technical Sergeant
7,535	72.0	14.3	13.7	116,288	68.6	17.6	13.8	Staff Sergeant
11,817	58.8	22.8	18.4	60,241	61.0	20.5	18.5	Airman First Class
10,405	51.7	25.7	22.6	21,573	56.6	20.9	22.5	Airman Second Class
6,391	51.2	28.1	20.7	3,879	54.3	20.8	24.9	Airman Third Class
1,166	38.5	19.2	42.3	1,996	50.6	15.7	33.7	Airman Basic
								EDUCATIONAL LEVEL
1,099	67.4	20.4	12.2	9,217	81.5	10.5	8.0	Grammar School (Did Not Graduate)
3,094	64.5	18.1	17.4	18,141	76.4	14.2	9.4	Grammar School Graduate
11,504	60.4	21.1	18.5	70,480	71.1	16.4	12.5	High School (Did Not Graduate)
19,307	60.1	22.4	17.5	180,921	73.6	14.3	12.1	High School Graduate
3,879	55.5	23.1	21.4	28,838	69.9	14.9	15.2	College, Less Than Two Years
1,615	51.4	23.6	25.0	13,118	75.0	13.2	11.8	College, 2 Years Or More, No Degree
247	36.4	45.4	18.2	2,175	77.3	12.4	10.3	Baccalaureate Degree Or Equivalent
112	40.0	20.0	40.0	493	81.8	9.1	9.1	Graduate Degree
								ACTIVE FEDERAL MILITARY SERVICE
920	34.1	36.6	29.3	628	71.4	10.7	17.9	11 Months Or Less
1,525	52.9	36.8	10.3	807	63.9	16.7	19.4	12 Through 23 Months
2,915	43.8	27.7	28.5	11,482	52.2	23.4	24.4	24 Through 35
5,270	57.0	21.3	21.7	11,774	53.0	23.0	24.0	36 Through 47
6,458	52.1	27.4	20.5	29,670	62.2	20.9	16.9	48 Through 59
5,629	53.8	25.9	20.3	44,560	56.8	23.4	19.8	60 Through 71
6,772	55.0	21.8	23.2	45,592	61.1	20.8	18.1	72 Through 95
4,776	72.8	15.5	11.7	51,535	73.9	15.2	10.9	96 Through 119
3,274	76.7	15.1	8.2	35,657	84.5	8.4	7.1	120 Through 143
1,704	90.8	2.6	6.6	30,298	89.1	7.4	3.5	144 Through 167
1,076	81.2	12.5	6.3	33,258	93.0	3.6	3.4	168 Through 191
538	87.5	-	12.5	28,122	91.5	4.8	3.7	192 Months Or More
								DATE OF SEPARATION
5,853	49.4	24.9	25.7	22,985	72.2	15.5	12.3	June 1957 Through June 1958
3,117	48.2	27.3	24.5	15,092	71.9	15.6	12.5	July 1958 Through December 1958
3,655	44.2	28.2	27.6	10,876	59.8	25.8	14.4	January 1959 Through June 1959
4,395	57.7	21.9	20.4	14,509	63.7	18.2	18.1	July 1959 Through December 1959
7,086	55.7	23.4	20.9	21,146	70.4	16.1	13.5	January 1960 Through June 1960
11,907	69.1	19.8	11.1	83,553	75.7	12.8	11.5	July 1960 Through June 1961
4,844	75.9	13.0	11.1	155,222	74.3	14.1	11.6	Other

TABLE 192-- USAF AIRMEN BY CATEGORY OF ENLISTMENT AND REENLISTMENT INTENT.
(EXCLUDES

SELECTED CHARACTERISTICS AND ATTITUDES	TOTAL AIRMEN				FIRST TERM AIRMEN, NO PRIOR SERVICE			
	Total	Reenlistment Intent			Total	Reenlistment Intent		
		Yes	Unde- cided	No		Yes	Unde- cided	No
AIRMAN - TOTAL	772,634	325,244	204,063	243,327	408,394	64,134	147,755	196,505
PER CENT - TOTAL	100.0	42.1	26.4	31.5	100.0	15.7	36.2	48.1
CAREER PLANS WHEN FIRST ENTERED AIR FORCE								
Intended An Air Force Career	195,039	71.5	12.1	16.4	61,064	49.9	20.9	29.2
Stay In AF For Second Enlistment, But No Longer	9,205	45.1	12.2	42.7	3,972	54.3	12.4	33.3
Serve Only First Enlistment Or Minimum Service	143,705	29.5	12.6	57.9	85,323	3.4	11.1	85.5
Hadn't Thought About It	67,056	42.1	28.8	29.1	29,982	8.0	41.5	50.5
Undecided	357,629	31.0	39.7	29.3	228,053	11.5	49.3	39.2
MOST IMPORTANT REASON FOR ORIGINAL ENLISTMENT IN AF								
Can't Remember	59,950	40.9	27.2	31.9	29,198	11.9	35.9	52.2
Drafted	32,167	81.6	10.6	7.8	1,595	26.8	26.8	46.4
Get Away From Unpleasant Civilian Situation (Other Than Unemployment) Travel, Adventure, New Experiences Joined In Preference To Being Drafted AF Career Opportunities Looked Better Than Civilian Life	19,318	34.2	22.4	43.4	11,163	15.5	25.8	58.7
Pay And Fringe Benefits	64,870	39.0	28.0	33.0	38,452	18.0	36.0	46.0
Educational And Technical Training To Use In Later Civilian Life	90,497	33.2	23.9	42.9	49,637	7.8	28.3	63.9
Needed A Job	93,539	61.7	23.3	15.0	40,069	39.0	38.0	23.0
Take Advantage Of GI Bill In Later Civilian Life	2,920	53.9	16.9	29.2	1,056	23.4	27.7	48.9
Patriotic Feelings And National Defense	103,323	19.2	36.6	44.2	84,383	10.9	40.1	49.0
Friends Or Relatives Recommended AF Interested In Aviation And Flying Security Of Air Force Life	13,679	36.1	26.6	37.3	7,255	10.8	34.1	55.1
Become More Mature And Self-Reliant None Of The Above	27,671	16.6	21.7	61.7	21,921	5.5	21.9	72.6
25,810	66.1	18.3	15.6	5,660	23.0	40.5	36.5	
16,959	38.0	30.3	31.7	9,119	12.8	43.4	43.8	
60,063	43.2	28.5	28.3	31,624	17.3	40.7	42.0	
43,717	79.1	12.2	8.7	7,883	53.8	27.4	18.8	
52,019	27.7	37.6	34.7	37,598	14.0	43.8	42.2	
66,132	38.5	27.9	33.6	31,781	9.9	36.6	53.5	
BENEFIT OR IMPROVEMENT THAT WOULD INCREASE VALUE OF AN AIR FORCE CAREER								
More And Better Training	60,868	39.2	32.6	28.2	41,151	22.8	41.2	36.0
Better System Of Medical Care For Dependents	14,504	65.1	14.9	20.0	4,692	31.1	26.3	42.6
More Opportunity To Select Base Of Assignment	86,375	35.4	30.0	34.6	57,698	18.2	37.2	44.6
Changed Promotion System	100,881	43.3	24.0	32.7	44,541	14.5	32.8	52.7
Better Recreation Facilities	4,379	25.1	30.8	44.1	3,368	18.0	34.0	48.0
Less Frequent Travel And Changes Of Station	32,062	57.4	20.0	22.6	10,641	19.0	33.7	47.3
Better Method Of Getting Different Job Assignment	45,713	27.4	29.8	42.8	28,961	11.2	33.9	54.9
Increased Pay And Allowances	290,442	42.1	27.1	30.8	148,105	13.0	37.9	49.1
Increased Prestige Of An Air Force Career	27,010	60.4	18.2	21.4	9,541	20.9	32.0	47.1
Increased Retirement Benefits	24,564	78.1	13.0	8.9	5,792	44.6	29.8	25.6
Better Housing	29,526	50.0	25.6	24.4	14,234	21.0	37.8	41.2
Some Other Reason	56,310	22.8	28.8	48.4	39,670	9.2	31.8	59.0
WOULD REENLIST IF OFFERED TECH SCHOOL TRAINING (NEGATIVE OR UNDECIDED REENLISTMENT INTENT ONLY)								
Yes, Would Reenlist	208,191	18.1	48.1	33.8	76,901	10.9	52.4	36.7
Undecided	344,466	2.3	65.5	32.2	190,094	1.2	64.0	34.8
No, Would Not Reenlist	219,977	0.7	6.3	93.0	141,399	0.2	5.7	94.1

BY SELECTED CHARACTERISTICS AND ATTITUDES, WORLDWIDE - 31 MAY 1957 (CONTINUED)
AVIATION CADETS)

FIRST TERM AIRMEN, WITH PRIOR SERVICE				CAREER AIRMEN				SELECTED CHARACTERISTICS AND ATTITUDES
Total	Reenlistment Intent			Total	Reenlistment Intent			
	Yes	Unde- cided	No		Yes	Unde- cided	No	
40,857	24,398	8,947	7,512	323,383	236,712	47,361	39,310	AIRMAN - TOTAL
100.0	59.7	21.9	18.4	100.0	73.2	14.6	12.2	PER CENT - TOTAL
								<u>CAREER PLANS WHEN FIRST ENTERED AIR FORCE</u>
25,679	74.4	12.5	13.1	108,296	83.0	7.0	10.0	Intended An Air Force Career
585	30.7	15.4	53.9	4,648	39.1	11.6	49.3	Stay In AF For Second Enlistment, But No Longer
1,686	30.7	21.3	48.0	56,696	68.8	14.5	16.7	Serve Only First Enlistment Or
1,327	39.0	44.1	16.9	35,747	70.9	17.6	11.5	Minimum Service
11,580	35.3	40.6	24.1	117,996	68.4	21.0	10.6	Hadn't Thought About It Undecided
								<u>MOST IMPORTANT REASON FOR ORIGINAL ENLISTMENT IN AF</u>
2,248	42.0	34.0	24.0	28,504	70.4	17.9	11.7	Can't Remember
2,293	62.7	21.6	15.7	28,279	86.2	8.8	5.0	Drafted
967	20.9	30.2	48.9	7,188	65.0	16.2	18.8	Get Away From Unpleasant Civilian Situation (Other Than Unemployment)
2,159	52.1	27.1	20.8	24,259	71.1	15.3	13.6	Travel, Adventure, New Experiences
787	54.3	14.3	31.4	40,073	64.3	18.7	17.0	Joined In Preference To Being Drafted
9,939	70.6	19.7	9.7	43,531	80.5	10.7	8.8	AF Career Opportunities Looked Better Than Civilian Life
292	69.2	15.4	15.4	1,572	71.4	10.0	18.6	Pay And Fringe Benefits
3,554	31.6	34.2	34.2	15,386	61.8	18.1	20.1	Educational And Technical Training To Use In Later Civilian Life
764	29.4	44.1	26.5	5,660	69.4	14.7	15.9	Needed A Job
292	38.5	23.0	38.5	5,458	60.1	20.6	19.3	Take Advantage Of GI Bill In Later Civilian Life
877	59.0	23.1	17.9	19,273	79.1	11.5	9.4	Patriotic Feelings And National Defense
540	37.5	25.0	37.5	7,300	69.5	14.5	16.0	Friends Or Relatives Recommended AF
1,934	48.8	27.9	23.3	26,505	73.7	13.9	12.4	Interested In Aviation And Flying
7,038	76.7	16.6	6.7	28,796	85.1	8.5	6.4	Security Of Air Force Life
787	40.0	40.0	20.0	13,634	64.8	20.4	14.8	Become More Mature And Self-Reliant
6,386	58.8	18.3	22.9	27,965	66.3	20.2	13.5	None Of The Above
								<u>BENEFIT OR IMPROVEMENT THAT WOULD INCREASE VALUE OF AN AIR FORCE CAREER</u>
3,461	61.7	19.5	18.8	16,256	76.3	13.5	10.2	More And Better Training
1,011	71.1	20.0	8.9	8,801	82.6	8.2	9.2	Better System Of Medical Care For Dependents
5,079	59.3	27.4	13.3	23,598	72.5	12.9	14.6	More Opportunity To Select Base Of Assignment
6,810	57.1	18.8	24.1	49,530	67.4	16.7	15.9	Changed Promotion System
293	38.4	30.8	30.8	718	53.1	15.6	31.3	Better Recreation Facilities
2,134	69.5	14.7	15.8	19,287	77.3	12.9	9.8	Less Frequent Travel And Changes Of Station
2,382	41.5	30.2	28.3	14,370	57.8	21.3	20.9	Better Method Of Getting Different Job Assignment
11,776	62.2	22.1	15.7	130,561	73.4	15.3	11.3	Increased Pay And Allowances
1,910	63.5	20.0	16.5	15,559	84.1	9.5	6.4	Increased Prestige Of An Air Force Career
1,686	81.3	10.7	8.0	17,086	89.2	7.5	3.3	Increased Retirement Benefits
1,955	70.1	20.7	9.2	13,337	78.1	13.3	8.6	Better Housing
2,360	32.4	29.5	38.1	14,280	59.1	20.1	20.8	Some Other Reason
								<u>WOULD REENLIST IF OFFERED TECH SCHOOL TRAINING (NEGATIVE OR UNDECIDED REENLISTMENT INTENT ONLY)</u>
14,843	26.8	45.1	28.1	116,447	29.9	40.5	29.6	Yes, Would Reenlist
16,806	3.0	71.2	25.8	137,566	6.5	70.4	23.1	Undecided
9,208	1.1	8.7	90.2	69,370	3.5	9.4	87.1	No, Would Not Reenlist

TABLE 192- USAF AIRMEN BY CATEGORY OF ENLISTMENT AND REENLISTMENT INTENT,
(EXCLUDES

SELECTED CHARACTERISTICS AND ATTITUDES	TOTAL AIRMEN				FIRST TERM AIRMEN, NO PRIOR SERVICE			
	Total	Reenlistment Intent			Total	Reenlistment Intent		
		Yes	Unde- cided	No		Yes	Unde- cided	No
<u>AIRMAN - TOTAL</u>	<u>772,634</u>	<u>325,244</u>	<u>204,063</u>	<u>243,327</u>	<u>408,394</u>	<u>64,134</u>	<u>147,755</u>	<u>196,505</u>
<u>PER CENT --TOTAL</u>	<u>100.0</u>	<u>42.1</u>	<u>26.4</u>	<u>31.5</u>	<u>100.0</u>	<u>15.7</u>	<u>36.2</u>	<u>48.1</u>
<u>DISSATISFACTION WITH MILITARY SERVICE AND PROSPECTS IN CIVILIAN LIFE</u>	<u>100.0</u>	<u>100.0</u>	<u>100.0</u>	<u>100.0</u>	<u>100.0</u>	<u>100.0</u>	<u>100.0</u>	<u>100.0</u>
<u>No Dissatisfaction:</u>	<u>53.0</u>	<u>65.3</u>	<u>52.6</u>	<u>36.9</u>	<u>50.4</u>	<u>71.3</u>	<u>56.9</u>	<u>38.7</u>
Very Good Civilian Prospects . . .	30.6	29.9	26.2	37.6	32.7	35.4	27.0	37.4
Fairly Good Civilian Prospects . . .	37.1	31.6	42.6	43.5	41.3	33.7	42.9	44.0
Unknown Civilian Prospects	32.3	38.5	31.2	18.9	26.0	30.9	30.1	18.6
<u>Some Dissatisfaction:</u>	<u>26.7</u>	<u>21.8</u>	<u>30.3</u>	<u>30.3</u>	<u>26.9</u>	<u>15.7</u>	<u>27.8</u>	<u>30.0</u>
Very Good Civilian Prospects . . .	26.2	23.7	22.5	31.8	28.1	26.2	23.0	31.9
Fairly Good Civilian Prospects . . .	49.0	44.8	51.7	50.8	51.2	45.5	52.7	51.2
Unknown Civilian Prospects	24.8	31.5	25.8	17.4	20.7	28.3	24.3	16.9
<u>Considerable Dissatisfaction:</u>	<u>12.4</u>	<u>5.1</u>	<u>7.4</u>	<u>26.3</u>	<u>15.7</u>	<u>6.3</u>	<u>6.9</u>	<u>25.3</u>
Very Good Civilian Prospects . . .	39.2	28.8	30.0	44.0	43.1	32.4	32.2	46.3
Fairly Good Civilian Prospects . . .	34.7	34.4	36.7	34.4	34.3	36.9	37.3	33.4
Unknown Civilian Prospects	26.1	36.8	33.3	21.6	22.6	30.7	30.5	20.3
<u>Other Reasons</u>	<u>7.9</u>	<u>7.8</u>	<u>9.7</u>	<u>6.5</u>	<u>7.0</u>	<u>6.7</u>	<u>8.4</u>	<u>6.0</u>
<u>MOST IMPORTANT REASON FOR:</u>	<u>100.0</u>	<u>100.0</u>	<u>100.0</u>	<u>100.0</u>	<u>100.0</u>	<u>100.0</u>	<u>100.0</u>	<u>100.0</u>
<u>STAYING IN THE AIR FORCE</u>								
Adventure, Travel, New Experiences	7.6	9.4	11.8	-	8.5	22.4	12.9	-
Like My Job And Duty Assignments . . .	12.5	19.8	12.9	-	8.2	23.1	11.8	-
Reenlistment Bonus	5.4	8.1	6.2	-	1.9	5.5	2.9	-
Like Flying And Aviation	2.9	3.8	4.4	-	2.9	6.8	4.9	-
Good Promotion Opportunities	1.4	1.6	2.4	-	1.5	3.1	2.7	-
Like Military Life	9.6	18.5	5.0	-	3.4	15.2	2.9	-
Air Force Is Good Place To								
Raise A Family	2.5	4.8	1.3	-	1.1	4.8	1.0	-
Opportunity To Select Next Base . . .	1.6	1.7	3.0	-	1.5	2.7	2.8	-
Family In Favor Of Reenlistment . . .	2.0	3.5	1.6	-	0.8	2.8	0.9	-
Retirement Benefits	11.6	22.8	5.5	-	2.7	9.4	3.4	-
Pay, Allowances And Fringe Benefits	1.5	2.6	1.2	-	0.5	0.9	1.0	-
<u>FOR LEAVING THE AIR FORCE</u>								
Civilian Life Offers Greater Career And Or Job Opportunities . . .	7.3	-	5.9	20.8	12.9	-	7.7	21.8
Going To School Or College	10.1	-	10.8	25.8	18.3	-	14.4	27.7
Personal Freedom Is Limited	3.6	-	3.2	10.0	6.4	-	4.1	10.4
Don't Like Military Life In General	3.0	-	1.0	10.0	5.4	-	1.3	10.7
Air Force Hasn't Provided Me Work I Like	5.2	-	6.5	12.5	8.7	-	7.8	12.3
Not Enough Promotion Opportunities	3.4	-	5.5	6.7	5.4	-	6.5	6.2
Family Considerations	3.4	-	5.2	6.9	4.8	-	5.2	5.9
<u>OTHER REASONS FOR STAYING/LEAVING AF</u>	<u>5.4</u>	<u>3.4</u>	<u>6.6</u>	<u>7.3</u>	<u>5.1</u>	<u>3.3</u>	<u>5.8</u>	<u>5.0</u>

a/ Less than 0.05 per cent.

BY SELECTED CHARACTERISTICS AND ATTITUDES, WORLDWIDE - 31 MAY 1957 (CONTINUED)
AVIATION CADETS)

FIRST TERM AIRMEN, WITH PRIOR SERVICE				CAREER AIRMEN				SELECTED CHARACTERISTICS AND ATTITUDES
Total	Reenlistment Intent			Total	Reenlistment Intent			
	Yes	Unde- cided	No		Yes	Unde- cided	No	
40,857	24,398	8,947	7,512	323,383	236,712	47,361	39,310	<u>AIRMAN - TOTAL</u>
100.0	59.7	21.9	18.4	100.0	73.2	14.6	12.2	<u>PER CENT - TOTAL</u>
100.0	100.0	100.0	100.0	100.0	100.0	100.0	100.0	<u>DISSATISFACTION WITH MILITARY SERVICE AND PROSPECTS IN CIVILIAN LIFE</u>
58.2	70.3	46.6	32.8	55.6	63.2	40.0	28.7	<u>No Dissatisfaction:</u>
33.0	33.0	28.0	40.9	28.0	27.9	22.5	38.1	Very Good Civilian Prospects
34.8	32.4	41.9	40.0	32.5	30.8	41.4	40.4	Fairly Good Civilian Prospects
32.2	34.6	30.1	19.1	39.5	41.3	36.1	21.5	Unknown Civilian Prospects
22.6	17.1	21.2	30.1	27.0	24.0	38.1	31.7	<u>Some Dissatisfaction:</u>
27.5	26.5	23.2	34.7	23.7	23.0	21.1	30.6	Very Good Civilian Prospects
46.7	44.3	48.0	49.5	46.5	44.7	50.2	49.4	Fairly Good Civilian Prospects
25.8	29.2	28.8	15.8	29.8	32.3	28.7	20.0	Unknown Civilian Prospects
10.0	4.5	8.5	29.6	8.6	4.8	8.8	30.8	<u>Considerable Dissatisfaction:</u>
33.5	24.5	32.4	38.4	30.8	27.9	24.2	35.8	Very Good Civilian Prospects
34.6	34.7	35.2	34.3	35.9	33.5	35.5	38.3	Fairly Good Civilian Prospects
31.9	40.8	32.4	27.3	33.3	38.6	40.3	25.9	Unknown Civilian Prospects
9.2	8.1	13.6	7.5	8.8	8.0	13.1	8.8	<u>Other Reasons</u>
100.0	100.0	100.0	100.0	100.0	100.0	100.0	100.0	<u>MOST IMPORTANT REASON FOR:</u>
								<u>STAYING IN THE AIR FORCE:</u>
8.2	8.4	12.9	-	6.3	6.3	8.0	-	Adventure, Travel, New Experiences
12.3	16.7	9.1	-	18.1	19.4	16.9	-	Like My Job And Duty Assignments
3.5	4.2	4.1	-	10.0	9.1	17.1	-	Reenlistment Bonus
4.0	4.6	5.1	-	2.8	3.0	2.9	-	Like Flying And Aviation
2.7	3.6	2.0	-	1.1	1.0	1.6	-	Good Promotion Opportunities
17.5	24.7	10.4	-	16.6	18.7	10.4	-	Like Military Life
3.2	5.1	0.3	-	4.2	4.7	2.5	-	Air Force Is Good Place To
1.5	1.2	3.3	-	1.8	1.5	3.5	-	Raise A Family
2.1	2.6	2.3	-	3.6	3.8	3.8	-	Opportunity To Select Next Base
								Family In Favor Of Reenlistment
16.3	22.8	10.2	-	22.4	26.0	11.1	-	Retirement Benefits
1.7	2.5	0.5	-	2.7	3.0	2.1	-	Pay, Allowances And Fringe Benefits
								<u>FOR LEAVING THE AIR FORCE:</u>
4.4	-	4.3	21.8	0.4	-	0.5	7.2	Civilian Life Offers Greater
2.0	-	2.8	8.6	0.5	-	1.0	8.3	Career Or Job Opportunities
2.6	-	2.8	12.8	0.2	-	0.3	2.9	Going To School Or College
								Personal Freedom Is Limited
0.9	-	0.5	5.1	0.1	-	a/	2.7	Don't Like Military Life In
								General
5.1	-	9.6	18.7	0.8	-	1.6	11.6	Air Force Hasn't Provided Me
								Work I Like
4.4	-	8.1	15.9	0.8	-	2.1	10.0	Not Enough Promotion
1.9	-	3.3	7.4	1.8	-	5.6	20.7	Opportunities
								Family Considerations
5.7	3.6	8.4	9.7	5.8	3.5	9.0	36.6	<u>OTHER REASONS FOR STAYING/LEAVING AF</u>

TABLE 192- USAF AIRMEN BY CATEGORY OF ENLISTMENT AND REENLISTMENT INTENT,
(EXCLUDES)

SELECTED CHARACTERISTICS AND ATTITUDES	TOTAL AIRMEN				FIRST TERM AIRMEN, NO PRIOR SERVICE			
	Total	Reenlistment Intent			Total	Reenlistment Intent		
		Yes	Unde- cided	No		Yes	Unde- cided	No
<u>AIRMAN - TOTAL</u>	<u>772,634</u>	<u>325,244</u>	<u>204,063</u>	<u>243,327</u>	<u>408,394</u>	<u>64,134</u>	<u>147,755</u>	<u>196,505</u>
<u>PER CENT - TOTAL</u>	<u>100.0</u>	<u>42.1</u>	<u>26.4</u>	<u>31.5</u>	<u>100.0</u>	<u>15.7</u>	<u>36.2</u>	<u>48.1</u>
<u>PERSON MOST INFLUENTIAL IN MAKING UP MIND ABOUT STAYING IN OR LEAVING AIR FORCE</u>								
Friends (Other Than Military)	26,761	38.0	30.6	31.4	17,492	20.9	38.0	41.1
Friends In Military Service	54,285	47.7	30.3	22.0	32,087	26.7	42.8	30.5
Wife Or Girl Friend	112,267	51.2	24.3	24.5	44,302	17.4	38.6	44.0
Family Or Parents	54,508	44.8	28.0	27.2	29,100	20.5	39.2	40.3
ROTC Instructors	1,819	45.6	27.2	27.2	1,459	41.5	32.3	26.2
Present Immediate Supervisors	25,482	21.9	31.8	46.3	18,390	15.6	35.5	48.9
Previous Immediate Supervisor	20,025	41.5	25.2	33.3	9,004	14.5	34.4	51.1
Associates On The Job	34,888	35.0	27.2	37.8	21,354	13.9	34.7	51.4
Other Person Or Persons	24,674	21.0	24.3	54.7	17,267	9.8	27.4	62.8
No One	417,925	41.9	25.8	32.3	217,939	13.2	35.1	51.7
<u>ELIGIBLE FOR REENLISTMENT UNDER NEW REQUIREMENTS</u>								
Yes	445,834	52.3	20.9	26.8	168,810	15.7	32.8	51.5
No	30,048	25.9	25.7	48.4	24,116	19.0	28.2	52.8
Don't Know	296,752	28.4	34.7	36.9	215,468	15.3	39.7	45.0
<u>SATISFACTION WITH PRESENT JOB ASSIGNMENT</u>								
Unassigned At Present	46,175	32.2	39.4	28.4	36,296	23.2	44.9	31.9
Yes, And Working In PAFS	416,925	48.0	26.0	26.0	210,901	17.9	38.7	43.4
Yes, Although Not Working In Primary Air Force Specialty (PAFS)	45,544	53.5	20.1	26.4	18,350	15.4	32.7	51.9
No, Working In PAFS, But Would Prefer Another Assignment	200,727	31.2	26.2	42.6	110,594	10.6	30.4	59.0
No, Not Working In PAFS, But Would Prefer It	34,427	42.9	23.2	33.9	16,194	11.1	33.0	55.9
No, Not Working In PAFS, And Would Prefer Assignment Other Than In PAFS Or Present Assignment	28,836	29.6	26.0	44.4	16,059	9.5	30.4	60.1
<u>AIR FORCE QUALIFICATION TEST (AFQT) SCORE</u>								
No Score Recorded In DD Form 4	434,684	58.0	20.3	21.7	114,846	17.1	34.9	48.0
93 Through 100	31,259	27.4	29.0	43.6	23,396	12.0	34.6	53.4
65 Through 92	95,463	20.7	32.5	46.8	81,128	12.2	35.6	52.2
31 Through 64	143,403	19.9	36.1	44.0	128,883	15.4	37.8	46.8
21 Through 30	43,567	22.3	36.8	40.9	39,222	18.0	38.4	43.6
10 Through 20	21,531	26.4	31.3	42.3	19,061	21.8	32.6	45.6
9 And Below	2,727	30.3	27.7	42.0	1,858	18.5	29.6	51.9

Source: Sample Survey, Personnel Statistics Division, Directorate of Statistical Services, DCS/Comptroller.

BY SELECTED CHARACTERISTICS AND ATTITUDES, WORLDWIDE - 31 MAY 1957 (CONTINUED)
 AVIATION CADETS)

FIRST TERM AIRMEN, WITH PRIOR SERVICE				CAREER AIRMEN				SELECTED CHARACTERISTICS AND ATTITUDES
Total	Reenlistment Intent			Total	Reenlistment Intent			
	Yes	Unde- cided	No		Yes	Unde- cided	No	
40,857	24,398	8,947	7,512	323,583	236,712	47,361	39,310	AIRMAN - TOTAL
100.0	59.7	21.9	18.4	100.0	73.2	14.6	12.2	PER CENT - TOTAL
								<u>PERSON MOST INFLUENTIAL IN MAKING UP MIND ABOUT STAYING IN OR LEAVING AIR FORCE</u>
1,503	64.2	26.9	8.9	7,766	71.4	14.7	13.9	Friends (Other Than Military)
2,625	73.5	17.1	9.4	19,573	78.7	11.7	9.6	Friends In Military Service
5,430	62.4	20.2	17.4	62,535	74.2	14.4	11.4	Wife Or Girl Friend
2,580	63.5	22.6	13.9	22,828	73.8	14.2	12.0	Family Or Parents
135	66.7	-	33.3	225	60.0	10.0	30.0	ROTC Instructors
1,458	27.7	29.2	43.1	5,634	40.6	20.3	39.1	Present Immediate Supervisors
965	53.5	11.6	34.9	10,056	64.5	18.3	17.2	Previous Immediate Supervisor
1,817	46.9	23.5	29.6	11,717	71.6	14.0	14.4	Associates On The Job
1,100	30.6	28.6	40.8	6,307	50.2	14.9	34.9	Other Person Or Persons
23,244	61.5	22.0	16.5	176,742	74.7	14.8	10.5	No One
								<u>ELIGIBLE FOR REENLISTMENT UNDER NEW REQUIREMENTS</u>
27,463	63.2	20.1	16.7	249,561	75.8	13.0	11.2	Yes
1,081	35.4	22.9	41.7	4,851	58.3	13.9	27.8	No
12,313	53.9	26.0	20.1	68,971	64.8	20.7	14.5	Don't Know
								<u>SATISFACTION WITH PRESENT JOB ASSIGNMENT</u>
3,164	58.2	25.5	16.3	6,715	68.6	16.0	15.4	Unassigned At Present
21,449	69.1	19.2	11.7	184,575	79.9	12.4	7.7	Yes, And Working In PAFS
2,289	64.7	17.6	17.7	24,905	80.5	11.0	8.5	Yes, Although Not Working In Primary Air Force Specialty (PAFS)
10,837	43.7	26.7	29.6	79,296	58.2	20.3	21.5	No, Working In PAFS, But Would Prefer Another Assignment
1,660	60.8	17.6	21.6	16,573	72.1	14.2	13.7	No, Not Working In PAFS, But Would Prefer It
1,458	33.8	30.8	35.4	11,319	57.5	19.3	23.2	No, Not Working In PAFS, And Would Prefer Assignment Other Than In PAFS Or Present Assignment
								<u>AIR FORCE QUALIFICATION TEST (APQT) SCORE</u>
33,577	61.8	21.2	17.0	286,261	73.9	14.4	11.7	No Score Recorded In DD Form 4
758	57.6	9.1	33.3	7,105	74.9	12.9	12.2	93 Through 100
2,228	47.4	25.8	26.8	12,107	72.5	12.6	14.9	65 Through 92
2,687	47.9	27.3	24.8	11,833	62.4	19.1	18.5	31 Through 64
941	46.3	31.7	22.0	3,404	65.1	20.1	14.8	21 Through 30
597	53.9	19.2	26.9	1,873	64.6	22.0	13.4	10 Through 20
69	100.0	-	-	800	51.4	25.7	22.9	9 And Below

TABLE 193 - USAF AIRMEN BY CATEGORY OF ENLISTMENT AND TECHNICAL CATEGORY,
(EXCLUDES

SELECTED CHARACTERISTICS AND ATTITUDES	TOTAL AIRMEN				FIRST TERM AIRMEN, NO PRIOR SERVICE			
	TOTAL	Technical Categories			TOTAL	Technical Categories		
		Highly Tech- nical	Tech- nical	Semi- Tech- nical		Highly Tech- nical	Tech- nical	Semi- Tech- nical
AIRMAN - TOTAL	750,122	376,953	138,501	234,668	393,417	223,836	65,199	104,382
PER CENT - TOTAL	100.0	100.0	100.0	100.0	100.0	100.0	100.0	100.0
<u>GRADE IN WHICH SERVING</u>								
Master Sergeant	7.2	7.3	11.4	4.6	0.1	a/	0.2	0.1
Technical Sergeant	9.4	9.7	9.9	8.4	0.2	0.2	0.1	0.2
Staff Sergeant	17.3	14.3	19.1	21.1	2.2	3.0	1.7	0.9
Airman First Class	20.3	19.1	21.3	21.5	20.4	21.9	26.5	13.6
Airman Second Class	24.8	28.1	22.4	21.1	40.0	40.9	41.0	37.2
Airman Third Class	18.4	19.0	13.8	20.1	32.9	30.3	27.0	42.1
Airman Basic	2.6	2.5	2.1	3.2	4.2	3.7	3.5	5.9
<u>MARITAL STATUS</u>								
Never Married	48.8	53.5	43.9	44.0	76.5	77.1	74.5	76.5
Married	48.5	44.1	53.1	52.9	22.4	21.9	24.3	22.3
Other	2.7	2.4	3.0	3.1	1.1	1.0	1.2	1.2
<u>EDUCATIONAL LEVEL</u>								
Less Than Grammar School Graduate	2.2	1.0	1.0	4.8	1.6	0.7	0.8	4.0
Grammar School Graduate	4.8	3.1	3.1	8.4	3.8	2.8	2.6	6.6
High School, Did Not Graduate	25.6	23.7	18.4	32.9	28.4	26.1	21.3	38.0
High School Graduate	54.8	59.3	57.2	46.3	54.7	58.8	57.3	44.4
College, Less Than Two Years	8.6	9.1	12.6	5.5	8.3	8.7	11.8	5.0
College, Two Years Or More, No Degree	3.2	3.3	5.9	1.7	2.5	2.5	4.3	1.5
College Degree And Above	0.8	0.5	1.8	0.4	0.7	0.4	1.9	0.5
<u>AGE</u>								
17 Years And Younger	1.8	2.0	1.2	1.7	3.3	3.4	2.5	3.9
18 Through 19 Years	17.3	20.0	12.5	15.8	32.3	33.1	25.6	34.7
20 Through 21 Years	24.3	27.2	23.5	20.1	41.6	41.3	44.9	40.1
22 Through 23 Years	15.4	16.4	14.5	14.5	18.9	18.8	21.2	17.6
24 Through 25 Years	8.7	7.6	9.9	9.9	2.2	2.1	3.0	2.0
26 Through 27 Years	7.7	6.1	9.5	9.0	0.8	0.6	1.7	0.7
28 Through 29 Years	5.6	4.7	6.4	6.7	0.4	0.3	0.5	0.4
30 Years And Older	19.2	16.0	22.5	22.3	0.5	0.4	0.6	0.6
<u>ACTIVE FEDERAL MILITARY SERVICE</u>								
11 Months Or Less	12.1	15.2	8.0	9.6	22.9	25.5	16.8	21.1
12 Through 35 Months	32.3	33.6	34.1	29.0	57.8	53.1	68.0	61.4
36 Through 71 Months	23.4	24.6	20.2	23.3	18.7	20.9	14.6	16.8
72 Through 95 Months	7.0	5.4	8.2	8.7	0.2	0.1	0.3	0.2
96 Through 119 Months	7.4	6.1	8.9	8.8	0.1	0.1	0.1	0.1
120 Months And Over	17.8	15.1	20.6	20.6	0.3	0.3	0.2	0.4
<u>REENLISTMENT INTENT</u>								
Yes, Intend To Reenlist	42.3	38.5	43.3	47.7	15.3	14.4	13.1	18.7
Undecided	25.8	27.8	23.8	23.9	35.7	36.8	32.3	35.3
No	31.9	33.7	32.9	28.4	49.0	48.8	54.6	46.0

a/ Less than 0.05 per cent

NOTES:

Technical Categories Revised. -- Career fields included in the technical categories above differ somewhat from AFM poses and has concurrence of the Air Staff, Hq USAF.

Career fields under technical categories above are: Highly Technical -- 20, 25, 27, 29, 30, 31, 32, 33, 34, 36, 47, 55, 56, 57, 58, 59, 60, 62, 64, 71, 74, 76, and 77.

This report excludes Basic Airmen not yet identified by career field, also those unclassified or in reporting

BY SELECTED CHARACTERISTICS AND ATTITUDES, WORLDWIDE - 31 MAY 1957
 AVIATION CADETS)

FIRST TERM AIRMEN, WITH PRIOR SERVICE				CAREER AIRMEN				SELECTED CHARACTERISTICS AND ATTITUDES
TOTAL	Technical Categories			TOTAL	Technical Categories			
	Highly Technical	Technical	Semi-Technical		Highly Technical	Technical	Semi-Technical	
39,420	18,575	7,402	13,443	317,285	134,542	65,900	116,843	AIRMEN - TOTAL
100.0	100.0	100.0	100.0	100.0	100.0	100.0	100.0	PER CENT - TOTAL
								<u>GRADE IN WHICH SERVING</u>
2.1	1.3	4.6	1.7	16.6	20.1	23.1	8.8	Master Sergeant
6.3	6.5	8.3	5.1	21.0	26.0	19.8	16.0	Technical Sergeant
18.7	17.1	20.6	19.9	35.6	32.4	35.9	39.0	Staff Sergeant
29.6	24.8	36.8	32.3	18.9	13.7	14.4	27.3	Airman First Class
25.9	32.9	16.0	21.6	6.2	6.2	5.1	6.9	Airman Second Class
14.7	15.4	11.3	15.7	1.1	1.1	1.1	1.2	Airman Third Class
2.7	2.0	2.4	3.7	0.6	0.5	0.6	0.8	Airman Basic
								<u>MARITAL STATUS</u>
37.7	41.8	35.0	33.4	16.2	16.6	15.0	16.5	Never Married
55.4	50.5	58.6	60.5	79.6	79.6	80.6	79.0	Married
6.9	7.7	6.4	6.1	4.2	3.8	4.4	4.5	Other
								<u>EDUCATIONAL LEVEL</u>
2.6	1.8	1.5	4.4	2.8	1.2	1.0	5.5	Less Than Grammar School Graduate
7.6	6.0	4.6	11.5	5.7	3.3	3.5	9.6	Grammar School Graduate
28.1	27.8	18.7	33.6	21.8	19.3	15.5	28.4	High School, Did Not Graduate
47.2	51.6	48.8	40.4	56.0	61.2	58.0	48.7	High School Graduate
9.7	9.5	15.0	6.9	8.9	9.7	13.2	5.7	College, Less Than Two Years
4.0	3.1	8.9	2.5	4.0	4.5	7.1	1.7	College, Two Years Or More,
0.8	0.2	2.5	0.7	0.8	0.8	1.7	0.4	No Degree
								College Degree And Above
								<u>AGE</u>
-	-	-	-	-	-	-	-	17 Years And Younger
3.4	3.8	2.8	3.2	0.7	0.9	0.7	0.5	18 Through 19 Years
7.4	8.9	4.9	6.6	5.2	6.4	4.8	4.1	20 Through 21 Years
15.1	18.2	9.2	14.0	11.2	12.0	8.5	11.8	22 Through 23 Years
18.2	19.7	19.6	15.2	15.5	15.0	15.5	16.2	24 Through 25 Years
16.1	16.6	17.8	14.5	15.0	13.7	16.2	15.7	26 Through 27 Years
11.1	10.2	11.7	12.2	11.4	11.1	11.5	11.6	28 Through 29 Years
28.7	22.6	34.0	34.3	41.0	40.9	42.7	40.1	30 Years And Older
								<u>ACTIVE FEDERAL MILITARY SERVICE</u>
2.0	2.1	1.5	2.0	0.2	0.2	0.2	0.2	11 Months Or Less
10.2	11.4	7.7	10.0	3.8	4.7	4.0	2.6	12 Through 35 Months
43.2	49.5	42.0	35.1	26.6	27.4	23.1	27.8	36 Through 71 Months
16.6	15.1	19.9	16.9	14.1	12.8	14.6	15.3	72 Through 95 Months
11.8	9.8	11.7	14.5	15.9	15.2	17.1	15.9	96 Through 119 Months
16.2	12.1	17.2	21.5	39.4	39.7	41.0	38.2	120 Months And Over
								<u>REENLISTMENT INTENT</u>
59.6	59.7	57.7	60.6	73.2	75.2	71.2	71.9	Yes, Intend To Reenlist
21.8	23.2	23.6	18.8	14.3	13.6	15.6	14.5	Undecided
18.6	17.1	18.7	20.6	12.5	11.2	13.2	13.6	No

26-1, 1 October 1955, Section C, paragraph 13. The arrangement by career field presented herein is for planning purposes, 40, 42, 43, 44, 46 and 75. Technical - 45, 53, 65, 67, 68, 70, 72, 73, 82, 90, 92 and 98. Semi-Technical - 22, 23, codes, a total of 22,512 airmen.

TABLE 193-- USAF AIRMEN BY CATEGORY OF ENLISTMENT AND TECHNICAL CATEGORY.
(EXCLUDES

SELECTED CHARACTERISTICS AND ATTITUDES	TOTAL AIRMEN				FIRST TERM AIRMEN, NO PRIOR SERVICE			
	Total	Technical Categories			Total	Technical Categories		
		Highly Tech- nical	Tech- nical	Semi- Tech- nical		Highly Tech- nical	Tech- nical	Semi- Tech- nical
<u>AIRMAN - TOTAL</u>	<u>750,122</u>	<u>376,953</u>	<u>138,501</u>	<u>234,668</u>	<u>393,417</u>	<u>223,836</u>	<u>65,199</u>	<u>104,382</u>
<u>PER CENT - TOTAL</u>	<u>100.0</u>	<u>100.0</u>	<u>100.0</u>	<u>100.0</u>	<u>100.0</u>	<u>100.0</u>	<u>100.0</u>	<u>100.0</u>
<u>REENLIST IF COULD ATTEND TECH SCHOOL COURSE OF OWN CHOICE</u>								
Yes, Would Reenlist	13.2	11.0	11.7	17.2	15.5	12.9	15.1	21.2
No, Would Not Reenlist	18.4	21.3	20.5	12.8	30.0	31.5	35.1	23.5
Undecided	26.1	29.2	24.5	22.3	39.2	41.2	36.7	36.6
Already Intend To Reenlist	42.3	38.5	43.3	47.7	15.3	14.4	13.1	18.7
<u>PERSON MOST INFLUENTIAL IN MAKING UP MIND ABOUT SEPARATING OR STAYING IN AIR FORCE</u>								
Friends (Other Than Military)	3.3	3.3	2.5	3.7	3.9	3.9	2.9	4.5
Friends (In The Military)	7.0	6.8	6.8	7.2	7.7	7.4	8.0	8.2
Wife, Girl Friend, Husband Or Boy Friend	14.7	14.8	15.3	14.2	11.0	11.1	10.8	10.5
Family Or Parents	6.9	6.6	6.9	7.5	6.9	6.8	6.8	7.4
ROTC Instructors	0.2	0.3	0.1	0.2	0.3	0.4	0.3	0.3
Present Immediate Supervisor	3.4	3.5	3.0	3.3	4.6	4.6	4.6	4.7
Previous Immediate Supervisor	2.6	2.5	2.8	2.8	2.2	2.1	2.3	2.5
Associates On The Job	4.6	4.9	4.7	4.1	5.5	5.7	5.4	4.9
Other Persons	3.2	3.4	3.5	2.7	4.3	4.4	4.9	3.7
No One	54.1	53.9	54.4	54.3	53.6	53.6	54.0	53.3
<u>ACTIVE FEDERAL MILITARY SERVICE IN PRESENT GRADE LEVEL</u>								
3 Months Or Less	13.1	15.9	10.7	10.1	20.8	22.3	18.9	18.4
4 Through 7 Months	14.3	16.8	11.7	11.6	22.1	23.0	20.0	21.3
8 Through 11 Months	14.6	16.0	14.2	12.5	21.1	20.8	23.3	20.4
12 Through 17 Months	16.9	18.0	16.9	15.3	20.8	21.1	22.5	18.8
18 Through 23 Months	10.4	10.0	10.8	11.0	9.6	9.1	10.2	10.4
24 Through 29 Months	6.3	4.9	6.2	8.5	3.2	2.3	3.1	5.2
30 Through 35 Months	4.0	3.0	4.3	5.3	1.4	0.8	1.2	3.0
36 Through 41 Months	3.4	2.5	4.0	4.7	0.7	0.4	0.4	1.7
42 Through 47 Months	2.0	1.4	2.2	2.6	0.2	0.1	0.2	0.4
48 Through 53 Months	2.6	1.9	2.8	3.6	b/ 0.1	b/ 0.1	b/ 0.2	b/ 0.4
54 Through 59 Months	1.7	1.2	2.0	2.2	-	-	-	-
60 Through 65 Months	2.4	1.5	3.2	3.3	-	-	-	-
66 Through 71 Months	1.8	1.3	2.5	2.1	-	-	-	-
72 Through 77 Months	2.1	1.7	2.3	2.8	-	-	-	-
78 Through 83 Months	1.0	0.9	1.3	1.2	-	-	-	-
84 Through 89 Months	0.4	0.3	0.4	0.5	-	-	-	-
90 Through 95 Months	0.2	0.2	0.2	0.3	-	-	-	-
96 Months And Over	2.8	2.5	4.3	2.4	-	-	-	-

b/ Includes all with 48 or more months service in present grade level

BY SELECTED CHARACTERISTICS AND ATTITUDES, WORLDWIDE - 31 MAY 1957 (CONTINUED)
 AVIATION CADETS)

FIRST TERM AIRMEN, WITH PRIOR SERVICE				CAREER AIRMEN				SELECTED CHARACTERISTICS AND ATTITUDES
Total	Technical Categories			Total	Technical Categories			
	Highly Tech- nical	Tech- nical	Semi- Tech- nical		Highly Tech- nical	Tech- nical	Semi- Tech- nical	
39,420	18,575	7,402	13,443	317,285	134,542	65,900	116,843	AIRMAN - TOTAL
100.0	100.0	100.0	100.0	100.0	100.0	100.0	100.0	PER CENT - TOTAL
								<u>REENLIST IF COULD ATTEND TECH SCHOOL COURSE OF OWN CHOICE</u>
14.5	12.4	14.2	17.2	9.6	7.4	8.1	12.9	Yes, Would Reenlist
9.2	9.4	10.6	8.2	5.8	6.4	7.4	4.3	No, Would Not Reenlist
16.7	18.5	17.5	14.0	11.4	11.0	13.3	10.9	Undecided
59.6	59.7	57.7	60.6	73.2	75.2	71.2	71.9	Already Intend To Reenlist
								<u>PERSON MOST INFLUENTIAL IN MAKING UP MIND ABOUT SEPARATING OR STAYING IN AIR FORCE</u>
3.5	3.9	2.1	3.7	2.4	2.1	2.1	2.9	Friends (Other Than Military)
6.6	7.1	7.4	5.4	6.0	5.8	5.6	6.6	Friends (In The Military)
13.6	12.7	15.1	14.0	19.5	21.0	19.8	17.5	Wife, Girl Friend, Husband Or Boy Friend
6.2	6.0	6.2	6.6	7.0	6.5	7.0	7.6	Family Or Parents
0.4	0.4	0.3	0.3	0.1	0.1	-	0.1	ROTC Instructors
3.7	3.3	4.3	3.9	1.8	1.8	1.4	2.0	Present Immediate Supervisor
2.5	1.8	2.1	3.6	3.1	3.0	3.3	3.0	Previous Immediate Supervisor
4.4	4.7	4.0	4.4	3.6	3.7	4.1	3.3	Associates On The Job
2.6	2.4	4.0	2.0	2.0	2.0	2.0	1.9	Other Persons
56.5	57.7	54.5	56.1	54.5	54.0	54.7	55.1	No One
								<u>ACTIVE FEDERAL MILITARY SERVICE IN PRESENT GRADE LEVEL</u>
9.4	11.8	6.5	7.8	4.3	6.0	3.2	3.0	3 Months Or Less
9.6	11.4	8.9	7.6	5.3	7.4	4.0	3.6	4 Through 7 Months
10.3	10.9	11.1	9.1	7.1	8.9	5.7	5.8	8 Through 11 Months
18.8	18.9	18.4	18.8	12.0	12.6	11.3	11.7	12 Through 17 Months
12.6	12.5	12.0	13.0	11.1	10.9	11.1	11.4	18 Through 23 Months
9.9	10.4	8.6	10.0	9.6	8.5	8.9	11.3	24 Through 29 Months
5.8	5.1	6.5	6.4	6.9	6.6	7.1	7.2	30 Through 35 Months
5.6	5.0	7.7	5.2	6.5	5.6	7.1	7.2	36 Through 41 Months
3.5	2.6	2.8	5.1	3.9	3.5	4.1	4.3	42 Through 47 Months
3.5	3.1	4.0	3.7	5.6	4.7	5.4	6.6	48 Through 53 Months
2.1	1.5	2.5	2.9	3.7	3.3	3.9	4.0	54 Through 59 Months
2.0	1.3	3.4	2.0	5.4	4.0	6.3	6.4	60 Through 65 Months
1.3	1.1	1.5	1.5	4.0	3.4	5.1	4.0	66 Through 71 Months
2.2	1.5	2.5	3.1	4.8	4.4	4.5	5.3	72 Through 77 Months
0.6	0.2	1.5	0.5	2.4	2.3	2.4	2.4	78 Through 83 Months
0.4	0.4	0.3	0.5	0.8	0.7	0.9	0.9	84 Through 89 Months
0.3	0.2	0.3	0.3	0.4	0.5	0.3	0.5	90 Through 95 Months
2.1	2.1	1.5	2.5	6.2	6.7	8.7	4.4	96 Months And Over

TABLE 193 - USAF AIRMEN BY CATEGORY OF ENLISTMENT AND TECHNICAL CATEGORY,
(EXCLUDES

SELECTED CHARACTERISTICS AND ATTITUDES	TOTAL AIRMEN				FIRST TERM AIRMEN, NO PRIOR SERVICE			
	Total	Technical Categories			Total	Technical Categories		
		Highly Tech- nical	Tech- nical	Semi- Tech- nical		Highly Tech- nical	Tech- nical	Semi- Tech- nical
AIRMAN - TOTAL	750,122	376,953	138,501	234,668	393,419	223,836	65,199	104,382
PER CENT - TOTAL	100.0	100.0	100.0	100.0	100.0	100.0	100.0	100.0
<u>ACTIVE FEDERAL MILITARY SERVICE IN PREVIOUS LOWER GRADE</u>								
3 Months Or Less	13.9	15.3	10.7	13.6	24.9	24.4	20.5	28.6
4 Through 7 Months	9.3	10.8	8.5	7.4	13.8	15.5	12.3	11.0
8 Through 11 Months	14.1	14.7	15.0	12.5	19.5	19.9	21.6	17.4
12 Through 17 Months	20.2	20.4	23.1	18.0	19.6	19.7	25.4	15.7
18 Through 23 Months	12.8	13.0	12.9	12.2	10.4	11.6	10.0	8.0
24 Through 29 Months	7.3	6.1	7.3	9.1	2.5	2.1	2.1	3.8
30 Through 35 Months	3.8	3.0	4.3	4.8	0.6	0.4	0.6	1.1
36 Through 41 Months	3.6	3.0	3.6	4.6	0.3	0.1	0.2	0.7
42 Through 47 Months	1.8	1.6	2.1	2.1	c/ 0.2	c/ 0.1	c/ 0.1	c/ 0.3
48 Through 53 Months	1.9	1.8	1.9	2.3	-	-	-	-
54 Through 59 Months	1.1	1.0	1.3	1.1	-	-	-	-
60 Months And Over	4.4	4.4	4.2	4.5	-	-	-	-
Not Promoted Or Not Applicable . .	5.8	4.9	5.1	7.8	8.2	6.2	7.2	13.4
<u>SATISFACTION WITH PRESENT JOB ASSIGNMENT</u>								
<u>YES:</u>								
Working In PAFSC And Prefer This Assignment	55.1	60.1	53.5	48.0	53.4	58.2	50.5	45.0
Prefer This Assignment Although It Is Not My PAFSC	5.9	4.9	6.6	7.0	4.6	4.1	4.5	5.7
<u>NO:</u>								
Working In PAFSC But Prefer Different Assignment	26.5	21.8	29.9	32.0	28.0	22.9	34.3	34.9
Not Working In PAFSC But Would Prefer It	4.4	5.1	3.3	4.1	3.9	4.6	2.4	3.5
Not Working In PAFSC And Would Prefer Assignment Other Than PAFSC Or My Present Assignment	3.8	2.7	3.7	5.5	4.1	3.0	4.1	6.2
Unassigned At Present	4.3	5.4	3.0	3.4	6.0	7.2	4.2	4.7
<u>DESIRE TO TRAIN INTO A DIFFERENT CAREER FIELD</u>								
No	56.5	64.8	54.1	44.6	54.4	61.4	49.4	42.7
Yes, By OJT	10.8	8.7	10.4	14.5	11.7	9.8	11.1	16.0
Yes, By Tech School Training . . .	32.7	26.5	35.5	40.9	33.9	28.8	39.5	41.3

c/ Includes all with 42 months or more service in previous lower grade.

Source: Sample Survey, Personnel Statistics Division, Directorate of Statistical Services, DCS/Comptroller.

BY SELECTED CHARACTERISTICS AND ATTITUDES, WORLDWIDE - 31 MAY 1957 (CONTINUED)
AVIATION CADETS)

FIRST TERM AIRMEN, WITH PRIOR SERVICE				CAREER AIRMEN				SELECTED CHARACTERISTICS AND ATTITUDES
Total	Technical Categories			Total	Technical Categories			
	Highly Tech- nical	Tech- nical	Semi- Tech- nical		Highly Tech- nical	Tech- nical	Semi- Tech- nical	
39,420	18,575	7,402	13,443	317,285	134,542	65,900	116,843	<u>AIRMAN - TOTAL</u>
100.0	100.0	100.0	100.0	100.0	100.0	100.0	100.0	<u>PER CENT - TOTAL</u>
								<u>ACTIVE FEDERAL MILITARY SERVICE IN PREVIOUS LOWER GRADE</u>
6.7	8.1	5.2	5.6	1.5	1.5	1.8	1.3	3 Months Or Less
11.8	12.2	12.3	11.0	3.5	3.0	4.3	3.7	4 Through 7 Months
13.9	13.6	14.1	14.0	7.3	6.3	8.6	7.9	8 Through 11 Months
20.2	23.8	15.1	17.9	20.9	21.1	21.7	20.1	12 Through 17 Months
10.7	9.8	15.1	9.5	15.9	15.8	15.5	16.3	18 Through 23 Months
9.0	7.5	10.1	10.3	12.9	12.5	12.1	13.7	24 Through 29 Months
5.2	5.3	6.8	4.4	7.5	7.0	7.6	8.1	30 Through 35 Months
4.0	3.8	3.7	4.4	7.7	7.6	7.0	8.1	36 Through 41 Months
1.3	2.1	0.6	0.7	4.1	3.9	4.2	4.1	42 Through 47 Months
2.4	1.8	2.2	3.2	4.2	4.5	3.3	4.1	48 Through 53 Months
0.9	0.9	1.5	1.2	2.5	2.8	2.6	2.1	54 Through 59 Months
3.3	3.2	2.8	3.9	9.8	11.8	8.4	8.4	60 Months And Over
10.6	8.3	10.5	13.9	2.2	2.2	2.4	2.1	Not Promoted Or Not Applicable
								<u>SATISFACTION WITH PRESENT JOB ASSIGNMENT</u>
								<u>YES:</u>
52.6	55.2	53.1	48.8	57.4	63.9	56.5	50.5	Working In PAFSC And Prefer This Assignment
5.7	4.8	5.5	7.1	7.5	6.4	8.8	8.0	Prefer This Assignment Although It Is Not My PAFSC
								<u>NO:</u>
27.3	22.2	32.2	31.8	24.6	20.0	25.3	29.5	Working In PAFSC But Prefer Different Assignment
4.1	5.6	1.8	3.0	5.1	5.7	4.4	4.8	Not Working In PAFSC But Would Prefer It
3.7	3.5	2.2	4.7	3.4	2.1	3.4	5.0	Not Working In PAFSC And Would Prefer Assignment Other Than PAFSC Or MY Present Assignment
6.6	8.7	5.2	4.6	2.0	1.9	1.6	2.2	Unassigned At Present
								<u>DESIRE TO TRAIN INTO A DIFFERENT CAREER FIELD</u>
54.9	65.3	49.1	43.7	59.3	70.5	59.3	46.4	No
11.5	8.0	14.1	14.9	9.7	6.9	9.3	13.1	Yes, By OJT
33.6	26.7	36.8	41.4	31.0	22.6	31.4	40.5	Yes, By Tech School Training

TABLE 194-- USAF AIRMEN BY ACTIVE FEDERAL MILITARY SERVICE AND REENLISTMENT INTENT,
BY REASON FOR STAYING IN OR LEAVING THE AIR FORCE, WORLDWIDE - 31 MAY 1957
(EXCLUDES AVIATION CADETS)


SELECTED ATTITUDES	MONTHS OF ACTIVE FEDERAL MILITARY SERVICE								
	23 Months Or Less			24 Through 71 Months			72 Months And Over		
	Reenlistment Intent			Reenlistment Intent			Reenlistment Intent		
	Yes	Unde- cided	No	Yes	Unde- cided	No	Yes	Unde- cided	No
<u>AIRMAN - TOTAL</u>	<u>39,229</u>	<u>89,808</u>	<u>81,946</u>	<u>92,491</u>	<u>85,725</u>	<u>138,522</u>	<u>191,524</u>	<u>28,530</u>	<u>22,859</u>
<u>PER CENT - TOTAL</u>	<u>100.0</u>	<u>100.0</u>	<u>100.0</u>	<u>100.0</u>	<u>100.0</u>	<u>100.0</u>	<u>100.0</u>	<u>100.0</u>	<u>100.0</u>
<u>MOST IMPORTANT REASON FOR:</u>									
<u>STAYING IN THE AIR FORCE</u>									
Adventure, Travel, New Experiences	24.0	15.2	-	11.5	9.8	-	5.6	7.0	-
Like Job And Duty Assignments	21.5	12.5	-	23.5	12.6	-	17.8	14.9	-
Reenlistment Bonus	4.1	2.5	-	9.0	7.3	-	8.4	14.8	-
Flying And Aviation	8.2	5.9	-	3.9	3.3	-	2.9	2.9	-
Good Promotion Opportunities	3.9	3.6	-	1.8	1.2	-	1.0	2.0	-
Like Military Life	16.6	3.3	-	17.1	4.4	-	19.6	11.9	-
AF Is Good Place To Raise Family	5.2	1.2	-	5.0	1.4	-	4.6	1.7	-
Opportunities To Select Next Base	2.8	3.2	-	1.5	2.6	-	1.6	3.6	-
Family Favors Reenlisting	1.7	0.6	-	3.9	1.9	-	3.7	4.0	-
Like Retirement Benefits	8.6	3.0	-	17.8	5.7	-	27.7	12.2	-
Like Pay, Allowance, Fringe Benefits	0.9	1.0	-	1.9	1.1	-	3.3	2.1	-
<u>LEAVING THE AIR FORCE</u>									
Civilian Life Offers More	-	7.0	22.2	-	6.4	20.6	-	0.9	12.2
Going To School Or College	-	14.2	25.4	-	10.6	27.4	-	0.9	7.8
Personal Freedom Is Too Limited, Don't Like Military Life	-	3.3	10.8	-	4.0	9.8	-	0.6	5.9
No Chance To Do Work Desired	-	1.2	9.9	-	1.1	10.6	-	-	2.2
Not Enough Promotion Opportunities	-	7.4	15.1	-	6.7	11.0	-	2.9	11.1
Family Considerations	-	4.6	5.2	-	7.3	7.2	-	2.8	12.2
OTHER REASONS	2.5	5.7	5.6	3.1	6.8	6.6	3.8	9.1	30.8
<u>ORIGINAL CAREER PLANS</u>									
Yes, Intended An Air Force Career	57.6	8.9	9.3	39.2	11.8	14.0	43.8	23.3	39.1
Undecided	39.9	86.3	52.4	47.9	77.6	51.8	40.9	60.6	41.5
No	2.5	4.8	38.3	12.9	10.6	34.2	15.3	16.1	19.4

Source: Sample Survey, Personnel Statistics Division, Directorate of Statistical Services, DCS/Comptroller.

TABLE 195 - USAF AIRMEN BY ACTIVE FEDERAL MILITARY SERVICE AND REENLISTMENT INTENT,
BY PRIMARY CAREER FIELD, WORLDWIDE - 31 MAY 1957
(EXCLUDES AVIATION CADETS)

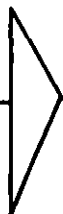
PRIMARY CAREER FIELD	MONTHS OF ACTIVE FEDERAL MILITARY SERVICE											
	23 Months Or Less				24 Through 71 Months				72 Months And Over			
	Total	Reenlistment Intent			Total	Reenlistment Intent			Total	Reenlistment Intent		
		Yes	Unde- cided	No		Yes	Unde- cided	No		Yes	Unde- cided	No
AIRMAN - TOTAL . . .	210,983	39,229	89,808	81,946	316,738	92,491	85,725	138,522	244,913	193,524	28,530	22,859
PER CENT - TOTAL . .	100.0	18.6	42.6	38.8	100.0	29.2	27.1	43.7	100.0	79.0	11.7	9.3
Radio And Radar Maintenance	8.1	17.1	41.6	41.3	7.8	20.6	26.3	53.1	4.2	73.9	14.0	12.1
Food Service	1.7	20.6	41.2	38.2	2.8	40.9	25.8	33.3	5.5	83.8	8.4	7.8
Intelligence; Photomapping; Photograph; Weather; Air Traffic Control And Warning; Communication Operations	16.0	15.0	44.3	40.7	14.4	24.5	26.2	49.3	10.6	77.5	13.2	9.3
Intricate Equipment Maintenance; Aircraft Accessories Maintenance; Aircraft And Engine Main- tenance; Rocket Propul- sion; Production Control; Munitions and Weapons Maintenance; Vehicle Maintenance; Metal Working	28.9	20.0	43.6	36.4	26.2	33.5	27.0	39.5	27.2	82.2	10.0	7.8
Construction; Utilities; Firefighting; Fabric; Leather And Rubber; Marine; Transportation; Supply	13.6	22.6	41.1	36.3	15.9	35.3	28.1	36.6	20.7	77.4	12.4	10.2
Procurement; Finance, Accounting And Auditing; Stat Services And Machine Accounting; Administra- tive; Printing; Informa- tion; Personnel; Special Services	10.5	14.9	38.0	47.1	12.9	24.5	26.3	49.2	16.2	79.3	11.3	9.4
All Other Career Fields .	21.2	19.0	43.5	37.5	20.0	26.9	28.0	45.1	15.6	76.2	13.3	10.5

Source: Sample Survey, Personnel Statistics Division, Directorate of Statistical Services, DCS/Comptroller.



Military Training

MILITARY TRAINING



PART XVII



[The main body of the page contains extremely faint and illegible text, likely due to low contrast or scanning quality. No specific words or phrases can be discerned.]

MILITARY TRAINING

DEFINITIONS

COURSE LENGTHS

A table indicating the approximate length of some of the Air University courses follow:

Air War College

Air War College (Top Secret) 10 Months

Air Command and Staff College

Command and Staff School (Top Secret)

For EAD US Personnel 39 Weeks

For Short-Tour US Personnel 15 Weeks

For Allied Personnel 21 Weeks

Air Weapons Course (Top Secret) 7 Weeks

Academic Instructor Course (Unclassified) 6 Weeks

USAF School of Aviation Medicine

Aviation Medicine Specialty (Secret)

Phase I 9 Months

Phase II 12 Months

Phase III 12 Months

Phase IV 2 Years

Clinical Laboratory (Unclassified) 16 Weeks

USAF Institute of Technology

Advanced Logistics 9 Months

AF Advanced Management 1 Year

Bio-Radiology (Nuclear Eng Effects) 2 Years

Reactor Technology 1 Year

Department of Defense Colleges

National War College (Top Secret) 10 Months

Command and General Staff College (Top Secret) 12 Months

DEPOT LEVEL TRAINING

Depot Level Training is training designed to train Air Force personnel at depot level to overhaul equipment to bring it up to new standards.

FATALITY

This type of attrition is a student lost from a course by reason of accidental death, occurring as a direct result of training while actually undergoing instruction. (Students becoming fatalities by reason of death from other causes are reported as "Other".)

FOREIGN NATIONALS

Students who are detailed to the school in an attached status from any foreign country, territory, or possession, excluding those possessions and territories of the United States of America.

GRADUATES

Students who have successfully completed a course in which enrolled.

HOLDOVERS

Students who do not graduate when normally scheduled, but are still enrolled in the course. These students are reported as enrolled at the beginning of the ensuing period unless otherwise disposed of.

MILITARY TRAINING (CONTINUED)**DEFINITIONS**LOSSES

Losses includes three groups of students:

1. Those who fail a course because of academic or flying deficiency.
2. Those who are losses from service because of fatality as a direct result of training.
3. Those who are withdrawn from a course because of illness, death, or any reason other than 1 and 2 above and who will not continue that course at a later date.

ON JOB TRAINING (OJT)

The training received by an individual in actual performance of his duties or while performing assigned duties.

STUDENTS

Training students are those personnel enrolled for the purpose of undergoing standardized courses of instruction at service schools conducted by the US Air Force, Army, Navy, and Civilian Schools and Hospitals. (This group includes USAF, Army, Navy, and Civilian students, or foreign nationals.) In referring to USAF training, students fall under these categories:

1. Assigned - Personnel assigned to the school unit and for whom the school unit is responsible for morning report strength accountability.
2. Attached - Personnel attached to the school unit from other units of the Air Force or other Federal agencies, who are scheduled to return to their respective units upon completion of the course, and for whom strength accountability is at all times maintained by such other units.

TABLE 196 - SUMMARY - USAF MILITARY INDOCTRINATION TRAINING OF USAF PERSONNEL -
FY 1955 THROUGH FY 1957

TYPE OF TRAINING	UNDER INSTRUCTION (BEGINNING OF PERIOD)	DURING PERIOD			UNDER INSTRUCTION (END OF PERIOD)
		Entries	Graduates	Losses	
FISCAL YEAR SUMMARIES					
FY 1955 - TOTAL	28,175	170,397	164,513	5,527	28,532
BASIC MILITARY TRAINING - TOTAL	27,895	169,662	163,914	5,400	28,243
OFFICER BASIC MILITARY COURSE - TOTAL	5	50	55	-	-
OFFICER BASIC MILITARY COURSE (CHAPLAIN) - TOTAL	14	103	72	27	18
OFFICER CANDIDATE TRAINING - TOTAL	261	582	472	100	271
FY 1956 - TOTAL	28,532	138,356	142,215	8,065	16,608
BASIC MILITARY TRAINING - TOTAL	28,243	137,891	141,643	8,006	16,485
OFFICER BASIC MILITARY COURSE - TOTAL	-	7	4	-	3
OFFICER BASIC MILITARY COURSE (CHAPLAIN) - TOTAL	18	175	192	1	-
OFFICER CANDIDATE TRAINING - TOTAL	271	283	376	58	120
FY 1957 - TOTAL					
BASIC MILITARY TRAINING - TOTAL					
OFFICER BASIC MILITARY COURSE - TOTAL					
OFFICER BASIC MILITARY COURSE (CHAPLAIN) - TOTAL					
OFFICER CANDIDATE TRAINING - TOTAL					
FY 1958 - TOTAL					
BASIC MILITARY TRAINING - TOTAL					
OFFICER BASIC MILITARY COURSE - TOTAL					
OFFICER BASIC MILITARY COURSE (CHAPLAIN) - TOTAL					
OFFICER CANDIDATE TRAINING - TOTAL					
FY 1959 - TOTAL					
BASIC MILITARY TRAINING - TOTAL					
OFFICER BASIC MILITARY COURSE - TOTAL					
OFFICER BASIC MILITARY COURSE (CHAPLAIN) - TOTAL					
OFFICER CANDIDATE TRAINING - TOTAL					
FY 1960 - TOTAL					
BASIC MILITARY TRAINING - TOTAL					
OFFICER BASIC MILITARY COURSE - TOTAL					
OFFICER BASIC MILITARY COURSE (CHAPLAIN) - TOTAL					
OFFICER CANDIDATE TRAINING - TOTAL					
FY 1957					
FY 1957 - TOTAL	16,608	146,532	141,547	10,351	11,242
BASIC MILITARY TRAINING - TOTAL	16,485	145,658	140,821	10,215	11,109
OFFICER BASIC MILITARY COURSE - TOTAL	3	128	131	-	-
OFFICER BASIC MILITARY COURSE (CHAPLAIN) - TOTAL	-	135	128	-1	6
OFFICER CANDIDATE TRAINING - TOTAL	120	611	467	137	127
FIRST QUARTER - TOTAL	16,608	49,549	46,210	2,827	17,120
Basic Military Training	16,485	49,341	46,155	2,810	16,861
Officer Basic Military Course	3	5	6	-	-
Officer Basic Military Course (Chaplain)	-	77	49	1	27
Officer Candidate Training	120	128	-	16	232
SECOND QUARTER - TOTAL	17,120	38,209	43,922	3,801	7,606
Basic Military Training	16,861	38,019	43,625	3,794	7,461
Officer Basic Military Course	-	3	3	-	-
Officer Basic Military Course (Chaplain)	27	31	58	-	-
Officer Candidate Training	232	156	236	7	145
THIRD QUARTER - TOTAL	7,606	35,286	28,064	1,819	13,009
Basic Military Training	7,461	35,061	28,064	1,776	12,682
Officer Basic Military Course	-	41	-	-	41
Officer Basic Military Course (Chaplain)	-	25	-	-	25
Officer Candidate Training	145	159	-	43	261
FOURTH QUARTER - TOTAL	13,009	23,488	23,351	1,904	11,242
Basic Military Training	12,682	23,237	22,977	1,833	11,109
Officer Basic Military Course	41	81	122	-	-
Officer Basic Military Course (Chaplain)	25	2	21	-	6
Officer Candidate Training	261	168	231	71	127

Source: Personnel Statistics Division, Directorate of Statistical Services, DCS/Comptroller

TABLE 197 - SUMMARY - USAF MILITARY INDOCTRINATION TRAINING OF WAF PERSONNEL -
FY 1955 THROUGH FY 1957

TYPE OF TRAINING	UNDER INSTRUCTION (BEGINNING OF PERIOD)	DURING PERIOD			UNDER INSTRUCTION (END OF PERIOD)
		Entries	Graduates	Losses	
FISCAL YEAR SUMMARIES					
<u>FY 1955 - TOTAL</u>	<u>571</u>	<u>3,369</u>	<u>3,348</u>	<u>73</u>	<u>519</u>
BASIC MILITARY TRAINING - TOTAL	568	3,353	3,338	73	510
OFFICER BASIC MILITARY COURSE - TOTAL	-	1	1	-	-
OFFICER CANDIDATE TRAINING - TOTAL	3	15	9	-	9
<u>FY 1956 - TOTAL</u>	<u>519</u>	<u>3,225</u>	<u>3,143</u>	<u>160</u>	<u>441</u>
BASIC MILITARY TRAINING - TOTAL	510	3,189	3,122	151	426
OFFICER BASIC MILITARY COURSE - TOTAL	-	3	-	-	3
OFFICER CANDIDATE TRAINING - TOTAL	9	33	21	9	12
<u>FY 1957 - TOTAL</u>					
BASIC MILITARY TRAINING - TOTAL					
OFFICER BASIC MILITARY COURSE - TOTAL					
OFFICER CANDIDATE TRAINING - TOTAL					
<u>FY 1958 - TOTAL</u>					
BASIC MILITARY TRAINING - TOTAL					
OFFICER BASIC MILITARY COURSE - TOTAL					
OFFICER CANDIDATE TRAINING - TOTAL					
<u>FY 1959 - TOTAL</u>					
BASIC MILITARY TRAINING - TOTAL					
OFFICER BASIC MILITARY COURSE - TOTAL					
OFFICER CANDIDATE TRAINING - TOTAL					
<u>FY 1960 - TOTAL</u>					
BASIC MILITARY TRAINING - TOTAL					
OFFICER BASIC MILITARY COURSE - TOTAL					
OFFICER CANDIDATE TRAINING - TOTAL					
FY 1957					
<u>FY 1957 - TOTAL</u>	<u>441</u>	<u>2,919</u>	<u>2,905</u>	<u>132</u>	<u>323</u>
BASIC MILITARY TRAINING - TOTAL	426	2,845	2,834	122	315
OFFICER BASIC MILITARY COURSE - TOTAL	3	47	50	-	-
OFFICER CANDIDATE TRAINING - TOTAL	12	27	21	10	8
<u>FIRST QUARTER - TOTAL</u>	<u>441</u>	<u>1,149</u>	<u>888</u>	<u>53</u>	<u>649</u>
Basic Military Training	426	1,143	882	53	634
Officer Basic Military Course	3	3	6	-	-
Officer Candidate Training	12	3	-	-	15
<u>SECOND QUARTER - TOTAL</u>	<u>649</u>	<u>783</u>	<u>1,091</u>	<u>44</u>	<u>297</u>
Basic Military Training	634	772	1,081	41	284
Officer Basic Military Course	-	-	-	-	-
Officer Candidate Training	15	11	10	3	13
<u>THIRD QUARTER - TOTAL</u>	<u>297</u>	<u>471</u>	<u>435</u>	<u>20</u>	<u>313</u>
Basic Military Training	284	464	435	14	299
Officer Basic Military Course	-	-	-	-	-
Officer Candidate Training	13	7	-	6	14
<u>FOURTH QUARTER - TOTAL</u>	<u>313</u>	<u>516</u>	<u>491</u>	<u>15</u>	<u>323</u>
Basic Military Training	299	466	436	14	315
Officer Basic Military Course	-	44	44	-	-
Officer Candidate Training	14	6	11	1	8

Source: Personnel Statistics Division, Directorate of Statistical Services, DCS/Comptroller

TABLE 198 - SUMMARY - AIRMEN COMPLETING ON-THE-JOB TRAINING -
FY 1955 THROUGH FY 1957

(Table below is a modification of Table 184, FY 1956)

CAREER FIELD	TOTAL COMPLETED OJT	OJT TO "3" AND "5" LEVEL			OJT TO "7" LEVEL		
		Total	Upgrade	Other	Total	Upgrade	Other
FISCAL YEAR SUMMARIES							
<u>FY 1955 - TOTAL</u>	<u>143,786</u>	<u>124,715</u>	<u>78,350</u>	<u>46,365</u>	<u>19,071</u>	<u>14,363</u>	<u>4,708</u>
HIGHLY TECHNICAL - TOTAL	21,011	17,049	14,290	2,759	3,962	3,615	347
TECHNICAL - TOTAL	76,885	66,133	37,674	28,459	10,752	7,378	3,374
SEMI-TECHNICAL - TOTAL	23,239	20,467	12,679	7,788	2,772	1,962	810
NON-TECHNICAL - TOTAL	22,651	21,066	13,707	7,359	1,585	1,408	177
<u>FY 1956 - TOTAL</u>	<u>224,856</u>	<u>208,702</u>	<u>166,192</u>	<u>42,510</u>	<u>16,154</u>	<u>16,154</u>	-
HIGHLY TECHNICAL - TOTAL	34,028	31,263	28,026	3,237	2,765	2,765	-
TECHNICAL - TOTAL	116,116	106,468	83,040	23,428	9,648	9,648	-
SEMI-TECHNICAL - TOTAL	35,393	32,993	25,780	7,213	2,400	2,400	-
NON-TECHNICAL - TOTAL	39,319	37,978	29,346	8,632	1,341	1,341	-
<u>FY 1957 - TOTAL</u>	<u>206,895</u>	<u>188,829</u>	<u>155,642</u>	<u>33,187</u>	<u>18,066</u>	<u>17,550</u>	<u>516</u>
HIGHLY TECHNICAL - TOTAL	39,760	36,041	30,749	5,292	3,719	3,700	19
TECHNICAL - TOTAL	102,021	90,831	75,301	15,530	11,190	10,753	437
SEMI-TECHNICAL - TOTAL	36,460	34,237	26,794	7,443	2,223	2,167	56
NON-TECHNICAL - TOTAL	28,654	27,720	22,798	4,922	934	930	4
<u>FY 1958 - TOTAL</u>							
HIGHLY TECHNICAL - TOTAL							
TECHNICAL - TOTAL							
SEMI-TECHNICAL - TOTAL							
NON-TECHNICAL - TOTAL							
<u>FY 1959 - TOTAL</u>							
HIGHLY TECHNICAL - TOTAL							
TECHNICAL - TOTAL							
SEMI-TECHNICAL - TOTAL							
NON-TECHNICAL - TOTAL							
<u>FY 1960 - TOTAL</u>							
HIGHLY TECHNICAL - TOTAL							
TECHNICAL - TOTAL							
SEMI-TECHNICAL - TOTAL							
NON-TECHNICAL - TOTAL							

Source: Personnel Statistics Division, Directorate of Statistical Services, DCS/Comptroller

TABLE 199 - SUMMARY - USAF FLYING TRAINING OF USAF PERSONNEL - FY 1940 THROUGH FY 1957

(The figures below reflect the number of courses completed by students and not the number of different individuals graduated. Students who complete more than one course of training are counted as graduates from each course. Table below is a modification of Table 185, FY 1956 in Training Courses.)

TYPE OF TRAINING BY COURSE	UNDER INSTRUCTION BEGINNING OF PERIOD	DURING PERIOD			UNDER INSTRUCTION END OF PERIOD
		Entries	Graduates	Losses	
FISCAL YEAR SUMMARIES					
<u>FY 1940 - TOTAL</u>	-	<u>6,713</u>	<u>3,506</u>	<u>1,358</u>	<u>1,849</u>
Advanced Pilot Training	-	1,099	665	7	427
<u>FY 1941 - TOTAL</u>	<u>1,849</u>	<u>26,039</u>	<u>15,368</u>	<u>5,558</u>	<u>6,962</u>
Advanced Pilot Training	427	4,652	3,393	38	1,648
Navigation, Bombardier	-	192	172	20	-
<u>FY 1942 - TOTAL</u>	<u>6,962</u>	<u>118,702</u>	<u>70,755</u>	<u>17,534</u>	<u>37,375</u>
Advanced Pilot Training	1,648	18,896	14,279	173	6,092
Navigation, Bombardier, Bombardier-Navigation	-	7,173	3,119	741	3,313
<u>FY 1943 - TOTAL</u>	<u>37,375</u>	<u>535,282</u>	<u>399,078</u>	<u>59,091</u>	<u>114,488</u>
Advanced Pilot Training	6,092	53,118	46,972	978	11,260
Navigation, Bombardier, Bombardier-Navigation	3,313	31,774	19,358	2,993	12,736
<u>FY 1944 - TOTAL</u>	<u>114,488</u>	<u>789,927</u>	<u>675,092</u>	<u>69,405</u>	<u>159,918</u>
Advanced Pilot Training	11,260	94,101	86,931	2,502	15,928
Navigation, Bombardier, Bombardier-Navigation, Radar Observer-Bombardment	12,736	47,447	35,918	7,580	16,685
<u>FY 1945 - TOTAL</u>	<u>159,918</u>	<u>285,789</u>	<u>373,141</u>	<u>42,773</u>	<u>29,793</u>
Advanced Pilot Training	15,928	30,543	41,332	2,879	2,260
Navigation, Bombardier, Bombardier-Navigation, Radar Observer-Bombardment	16,685	37,802	42,755	4,814	6,918
<u>FY 1946 - TOTAL</u>	<u>29,793</u>	<u>2,476</u>	<u>34,593</u>	<u>4,080</u>	<u>596</u>
Advanced Pilot Training	2,260	1,005	2,929	243	93
Navigation, Bombardier, Bombardier-Navigation, Radar Observer-Bombardment	6,918	563	6,435	973	73
<u>FY 1947 - TOTAL</u>	<u>596</u>	<u>3,186</u>	<u>2,726</u>	<u>932</u>	<u>124</u>
Advanced Pilot Training	93	304	369	28	-
Radar Observer-Bombardment	73	-	18	13	42
<u>FY 1948 - TOTAL</u>	<u>124</u>	<u>4,447</u>	<u>2,941</u>	<u>711</u>	<u>919</u>
Advanced Pilot Training	-	740	698	41	1
Aircraft Observer-Bombardment	42	417	104	22	333
<u>FY 1949 - TOTAL</u>	<u>919</u>	<u>5,576</u>	<u>2,392</u>	<u>1,431</u>	<u>2,672</u>
Advanced Pilot Training	1	2,767	a/1,356	93	1,319
Aircraft Observer-Bombardment	333	602	436	44	455
<u>FY 1950 - TOTAL</u>	<u>2,672</u>	<u>9,041</u>	<u>5,745</u>	<u>2,570</u>	<u>3,398</u>
Advanced Pilot Training	1,319	1,169	1,568	210	710
Aircraft Observer-Bombardment, Radar, ECM, Navigation and All Weather Fighter	455	1,490	752	124	1,069
<u>FY 1951 - TOTAL</u>	<u>3,398</u>	<u>17,878</u>	<u>12,118</u>	<u>2,173</u>	<u>b/ 7,239</u>
Advanced Pilot Training	710	2,627	2,033	179	1,125
Aircraft Observer-Bombardment, Radar, ECM, Navigation and All Weather Fighter	1,069	3,003	2,464	221	c/ 1,605

TABLE 199 - SUMMARY - USAF FLYING TRAINING OF USAF PERSONNEL - FY 1940 THROUGH FY 1957 (CONTINUED)

TYPE OF TRAINING BY COURSE	UNDER INSTRUCTION BEGINNING OF PERIOD	DURING PERIOD			UNDER INSTRUCTION END OF PERIOD
		Entries	Graduates	Losses	
FISCAL YEAR SUMMARIES (Cont'd)					
<u>FY 1952 - TOTAL</u>	<u>7,239</u>	<u>42,874</u>	<u>32,335</u>	<u>3,928</u>	b/ <u>13,854</u>
Basic Pilot Training	1,125	4,280	2,702	198	2,505
Aircraft Observer; AOB-26, 29N, 29R, ECM, Radar, All Weather Fighter, Navigation-Bombardment	1,605	3,908	3,328	312	d/ 1,719
<u>FY 1953 - TOTAL</u>	<u>13,954</u>	<u>55,981</u>	<u>47,394</u>	<u>6,053</u>	b/ <u>16,439</u>
Basic Pilot Training	2,505	5,385	4,595	547	2,748
Aircraft Observer Training (New Production) e/	1,719	3,396	3,160	486	1,019
<u>FY 1954 - TOTAL</u>	<u>16,439</u>	<u>57,904</u>	<u>51,603</u>	<u>6,139</u>	f/ <u>16,762</u>
Basic Pilot Training	2,748	5,807	5,313	609	2,633
Aircraft Observer Training (New Production) e/	-	4,964	2,924	229	-
<u>FY 1955 - TOTAL</u> g/	<u>16,775</u>	<u>52,828</u>	<u>49,706</u>	<u>4,625</u>	h/ <u>15,110</u>
Basic Pilot Training	2,633	6,597	5,787	737	2,706
Aircraft Observer Training (New Production) e/	3,200	5,739	4,359	889	2,933
<u>FY 1956 - TOTAL</u>	<u>15,110</u>	<u>55,316</u>	<u>51,329</u>	<u>4,395</u>	i/ <u>14,702</u>
Basic Pilot Training	2,706	6,410	5,701	569	2,846
Aircraft Observer Training (New Production) e/	2,921	3,279	2,555	855	3,861
<u>FY 1957 - TOTAL</u>					
Basic Pilot Training					
Navigator Training (New Production)					
<u>FY 1958 - TOTAL</u>					
Basic Pilot Training					
Navigator Training (New Production)					
<u>FY 1959 - TOTAL</u>					
Basic Pilot Training					
Navigator Training (New Production)					
<u>FY 1960 - TOTAL</u>					
Basic Pilot Training					
Navigator Training (New Production)					
FY 1957 - TOTAL					
<u>TOTAL</u>	<u>1/ 14,752</u>	<u>46,274</u>	<u>46,069</u>	<u>3,559</u>	<u>11,398</u>
<u>OFFICER - TOTAL</u>	<u>11,972</u>	<u>40,078</u>	<u>39,699</u>	<u>2,711</u>	<u>9,640</u>
<u>Pilot Training - Total</u>	<u>5,918</u>	<u>13,906</u>	<u>13,598</u>	<u>1,930</u>	<u>4,296</u>
Preflight Training (Pilot)	199	3,644	3,145	291	407
<u>Undergraduate Pilot Training - Total</u>	<u>5,547</u>	<u>8,628</u>	<u>8,900</u>	<u>1,594</u>	<u>3,681</u>
Primary	3,243	4,422	4,474	1,059	2,132
<u>Basic - Total</u>	<u>2,304</u>	<u>4,206</u>	<u>4,426</u>	<u>535</u>	<u>1,549</u>
Single Engine	1,287	2,269	2,445	419	692
Multi-Engine	1,017	1,937	1,981	116	857
<u>Specialized Pilot Training - Total</u>	<u>172</u>	<u>1,634</u>	<u>1,553</u>	<u>45</u>	<u>208</u>
Jet Qualification	60	629	639	18	32
Pilot Instructor School (Primary)	1	13	14	-	-
<u>Basic Pilot Instructor School - Total</u>	<u>91</u>	<u>737</u>	<u>643</u>	<u>24</u>	<u>161</u>
Single Engine	74	485	405	17	137
Multi-Engine	17	252	238	7	24
Supervisors Course	9	219	225	3	-
Tactical Reconnaissance Pilot RF-84F	11	36	32	-	15

TABLE 199 - SUMMARY - USAF FLYING TRAINING OF USAF PERSONNEL - FY 1940 THROUGH FY 1957 (CONTINUED)

TYPE OF TRAINING BY COURSE	UNDER INSTRUCTION BEGINNING OF PERIOD	DURING PERIOD			UNDER INSTRUCTION END OF PERIOD
		Entries	Graduates	Losses	
FY 1957 - TOTAL (Cont'd)					
<u>Navigator/Aircraft Observer and Related Training</u>					
Total	4,190	8,280	8,424	513	3,533
Preflight Training (Navigator) Officer	112	1,504	1,342	131	143
<u>Primary-Basic Navigator/Aircraft Observer Courses - Total</u>	2,589	2,193	2,469	300	2,013
Primary-Basic Navigator (Cadet)	2,281	1,845	2,112	259	1,755
Primary-Basic Observer, Upgrading	242	298	246	36	258
Primary-Basic Navigator, Upgrading	66	50	111	5	-
<u>Advanced Navigator/Aircraft Observer Courses</u>					
Total	946	2,057	2,015	62	926
Strategic Bombardment and Reconnaissance	60	2	61	1	-
Aircraft Performance Engineer	66	7	69	3	1
Strategic Bombardment	264	3	266	1	-
Tactical Bombardment and Reconnaissance	140	3	143	-	-
<u>Reconnaissance - Bombardment - Total</u>	4/ 85	1,262	758	41	548
Navigator I Phase	-	121	63	3	55
K-Radar II Phase	85	1,041	604	38	484
TAC, Upgrading III Phase	-	100	91	-	9
Radar Intercept	213	416	506	15	108
Electronic Countermeasures	118	364	212	1	269
<u>Upgrading Courses - Total</u>	467	874	983	16	342
Aircraft Observer Technical	106	-	104	2	-
B-66 Aircraft	6	36	42	-	-
B-52 Aircraft	14	75	44	-	45
B-47 Upgrading	-	216	206	-	10
Navigator Training for Pilots	341	547	587	14	287
<u>Familiarization and Special Courses - Total</u>	76	1,692	1,615	4	109
Commanders' Radar Bombing Familiarization	-	289	289	-	-
Radar Equipment Air Maintenance, Upgrading	13	171	168	-	16
Staff Aircraft Performance Engineer	-	55	26	1	28
Senior Observer Technical Specialist	32	31	32	-	31
Staff Officers ECM Familiarization	-	464	464	-	-
Staff Officer ECM (Refresher)	-	55	55	-	-
Senior Officers ECM Familiarization	-	70	70	-	-
Navigator Instructor School	31	516	510	3	34
Turret Systems Gunner B-52 (A-3A)	-	1	1	-	-
<u>Combat Flying Training (Individual) - Total</u>	1,764	13,267	13,052	261	1,718
<u>Bomber/Transport Combat Schools - Total</u>	474	3,577	3,415	22	614
B-47 Medium Bomber - Total	330	2,350	2,288	17	375
Pilot	250	1,707	1,619	14	324
Observer	80	643	669	3	51
Special Co-Pilot Phase B-47	21	27	48	-	-
Celestial Navigation Phase B-47	26	635	624	-	37
B-29 Medium Bomber Conversion	97	163	259	1	-
KC-97 Tanker	-	402	196	4	202
<u>Combat Flying Schools (Fighter/Fighter Bomber)</u>					
Total	184	1,510	1,230	16	448
F-84F/G	32	68	95	5	-
F-84G 1/	-	66	-	2	64
F-84F Phase I	-	388	249	-	139
F-84/F-100A Phase II	-	217	169	1	47
F-86F	65	75	135	5	-
F-86 m/	-	71	1	-	70
F-86F Phase I	-	295	201	1	93
F-86/F-100A Phase II	-	176	141	-	35
F-86H	15	-	15	-	-
F-86H/F-100	41	68	108	1	-
F-100A Conversion	29	70	8	1	-
Field Officers Fighter Weapons Course	2	6	8	-	-
Fighter Weapons Course, F-86	-	10	10	-	-

TABLE 199 - SUMMARY - USAF FLYING TRAINING OF USAF PERSONNEL - FY 1940 THROUGH FY 1957 (CONTINUED)

TYPE OF TRAINING BY COURSE	UNDER INSTRUCTION BEGINNING OF PERIOD	DURING PERIOD			UNDER INSTRUCTION END OF PERIOD
		Entries	Graduates	Losses	
FY 1957 - TOTAL (Cont'd)					
<u>Combat Flying Schools (Interceptor) - Total</u>	527	1,430	1,586	47	324
F-86D	289	687	690	21	265
<u>F-89D - Total</u>	121	393	489	12	13
Pilots	77	192	259	3	7
Observers	44	201	230	9	6
<u>F-94C - Total</u>	103	249	331	14	7
Pilots	61	124	171	10	4
Observers	42	125	160	4	3
F-86D Interceptor Weapons School	14	83	74	-	23
F-86D/L Instructor Course	-	18	2	-	16
<u>Related Combat Flying Courses - Total</u>	579	6,750	6,821	176	332
Instrument Pilot Instructor School (Jet)	22	145	150	2	15
Instrument Pilot Instructor School (Conv)	18	124	130	-	12
Instrument Pilot Jet	-	18	18	-	-
Interceptor Controller	179	1,471	1,391	11/27	232
Tactical Air Controller	-	110	110	-	-
Ground Observer Corps Instructor	-	65	60	-	5
Advanced Survival Training	360	4,040	4,297	103	-
SAC Survival Training (Refresher)	-	469	432	37	-
Helicopter Pilot	-	232	157	7	68
H-21 Special Transition	-	76	76	-	-
<u>Nuclear Weapons Delivery Training - Total</u> o/	100	3,795	3,795	7	93
Nuclear Weapons Delivery Training (Bomb)(B-47)	60	1,909	1,872	4	93
Nuclear Weapons Delivery Training (B-36 Special)	-	198	198	-	-
Nuclear Weapons Delivery Training (B-47 Special)	-	956	954	2	-
Nuclear Weapons Delivery Training (TAC B-66)	-	258	257	1	-
Nuclear Weapons Delivery Training (B-36/52)	13	287	300	-	-
Nuclear Weapons Delivery Operations Refresher (B-36, 47, 52)	-	139	139	-	-
ABC Delivery Instructor, Fighter	13	-	13	-	-
ABC Delivery Instructor, Bomber	14	48	62	-	-
<u>Air Ground Operations School - Total</u>	-	830	830	-	-
Air Ground Indoctrination Course	-	637	637	-	-
Air Ground Specialist Course	-	132	132	-	-
Forward Air Controller Course	-	61	61	-	-
<u>AIRMAN - TOTAL</u>	2,780	6,196	6,370	848	1,758
Preflight Training (Pilot)	507	931	1,183	158	97
<u>Undergraduate Pilot Training - Total</u>	1,121	2,217	2,006	407	925
Primary	579	1,219	1,099	256	443
<u>Basic - Total</u>	542	998	907	151	482
Single Engine	405	659	654	121	319
Multi-Engine	137	309	253	30	163
<u>Navigator/Aircraft Observer and Related Training</u> <u>Total</u>	1,071	1,570	1,773	231	637
Preflight Training (Navigator)	176	488	516	86	62
Primary-Basic Navigator (Cadet) (New Production)	725	574	679	116	504
Navigator Instructor School	3	8	10	-	1
<u>Airmen Flying Courses - Total</u>	167	500	568	29	70
Aircraft Electrician Gunner	29	20	49	-	-
Turret System Gunner, B-36	59	86	133	12	-
Turret System Gunner, B-52 (A-3A)	15	314	259	-	70
Turret System Gunner, B-66 (MD-1)	54	80	117	17	-
Airborne ECM Specialist	10	-	10	-	-
<u>Combat Flying Training (Individual) - Total</u>	81	1,478	1,408	52	99
Ground Observer Course	-	278	277	1	-
Advanced Survival Training	81	841	889	33	-
SAC Survival Training (Refresher)	-	111	95	16	-
KC-97 Tanker	-	248	147	2	99

TABLE 199 - SUMMARY - USAF FLYING TRAINING OF USAF PERSONNEL - FY 1940 THROUGH FY 1957 (CONTINUED)

TYPE OF TRAINING BY COURSE	UNDER INSTRUCTION BEGINNING OF PERIOD	DURING PERIOD			UNDER INSTRUCTION END OF PERIOD
		Entries	Graduates	Losses	
FY 1957 - FIRST QUARTER					
<u>TOTAL</u>	14,752	14,253	13,807	1,021	14,181
<u>OFFICER - TOTAL</u>	11,972	11,885	11,506	770	11,581
<u>Pilot Training - Total</u>	5,918	4,277	4,062	591	5,542
<u>Preflight Training (Pilot)</u>	199	1,243	895	58	489
<u>Undergraduate Pilot Training - Total</u>	5,547	2,565	2,754	518	4,840
Primary	3,243	1,352	1,482	349	2,764
<u>Basic - Total</u>	2,304	1,213	1,272	169	2,076
Single Engine	1,287	769	686	129	1,241
Multi-Engine	1,017	444	586	40	835
<u>Specialized Pilot Training - Total</u>	172	469	413	15	213
Jet Qualification	60	212	200	7	65
Pilot Instructor School (Primary)	1	6	5	-	2
<u>Basic Pilot Instructor School - Total</u>	91	196	158	8	121
Single Engine	74	96	99	5	66
Multi-Engine	17	100	59	3	55
Supervisors Course	9	50	43	-	16
Tactical Reconnaissance Pilot RP-84F	11	5	7	-	9
<u>Navigator/Aircraft Observer and Related Training - Total</u>	4,190	2,207	2,175	128	4,094
<u>Preflight Training (Navigator) Officer</u>	112	480	391	40	161
<u>Primary-Basic Navigator/Aircraft Observer Courses - Total</u>	2,589	593	594	75	2,513
Primary-Basic Navigator (Cadet)	2,281	541	480	67	2,275
Primary-Basic Observer, Upgrading	242	26	74	7	187
Primary-Basic, Navigator Upgrading	66	26	40	1	51
<u>Advanced Navigator/Aircraft Observer Courses - Total</u>	946	473	493	9	917
Strategic Bombardment and Reconnaissance	60	1	40	1	20
Aircraft Performance Engineer	66	7	7	-	65
Strategic Bombardment	264	3	215	1	51
Tactical Bombardment and Reconnaissance	140	2	74	-	68
<u>Reconnaissance - Bombardment - Total</u>	85	270	-	2	353
Navigator I Phase	-	-	-	-	-
K-Radar II Phase	85	270	-	2	353
TAC, Upgrading III Phase	-	-	-	-	-
Radar Intercept	213	133	106	3	237
Electronic Countermeasures	118	57	51	1	123
<u>Upgrading Courses - Total</u>	467	231	323	4	371
Aircraft Observer Technical	106	-	102	2	2
B-66 Aircraft	6	17	17	-	6
B-52 Aircraft	14	4	17	-	1
B-47 Upgrading	-	65	24	-	41
Navigator Training for Pilots	341	145	163	2	321
<u>Familiarization and Special Courses - Total</u>	76	430	374	-	132
Commanders' Radar Bombing Familiarization	-	76	76	-	-
Radar Equipment Air Maintenance, Upgrading	13	47	44	-	16
Staff Aircraft Performance Engineer	-	18	-	-	18
Senior Observer Technical Specialist	32	31	32	-	31
Staff Officers ECM Familiarization	-	117	117	-	-
Staff Officer ECM (Refresher)	-	-	-	-	-
Senior Officers ECM Familiarization	-	29	29	-	-
Navigator Instructor School	31	112	76	-	67
Turret Systems Gunner B-52 (A-3A)	-	-	-	-	-
<u>Combat Flying Training (Individual) - Total</u>	1,764	3,742	3,616	49	1,841
<u>Bomber/Transport Combat Schools - Total</u>	474	938	966	7	439
<u>B-47 Medium Bomber - Total</u>	330	622	615	6	331
Pilot	250	435	390	4	292
Observer	80	186	225	2	39
Special Co-Pilot Phase B-47	21	27	48	-	-
Celestial Navigation Phase B-47	26	116	109	-	33
B-29 Medium Bomber Conversion	97	163	188	1	71
KC-97 Tanker	-	10	6	-	4

TABLE 199 - SUMMARY - USAF FLYING TRAINING OF USAF PERSONNEL - FY 1940 THROUGH FY 1957 (Continued)

TYPE OF TRAINING BY COURSE	UNDER INSTRUCTION BEGINNING OF PERIOD	DURING PERIOD			UNDER INSTRUCTION END OF PERIOD
		Entries	Graduates	Losses	
FY 1957 - FIRST QUARTER (Cont'd)					
<u>Combat Flying Schools (Fighter/Fighter Bomber)</u>					
Total	184	351	225	7	303
F-84F/G	32	68	30	5	65
F-84G 1/	-	-	-	-	-
F-84F Phase I	-	25	-	-	25
F-84/F-100A Phase II	-	-	-	-	-
F-86F	65	75	51	1	88
F-86 m/	-	-	-	-	-
F-86F Phase I	-	29	-	-	29
F-86/F-100A Phase II	-	-	-	-	-
F-86H	15	-	15	-	-
F-86H/F-100	41	68	44	-	65
F-100A Conversion	29	70	68	1	31
Field Officers Fighter Weapons Course	2	6	8	-	-
Fighter Weapons Course, F-86	-	10	10	-	-
<u>Combat Flying Schools (Interceptor) - Total</u>	<u>527</u>	<u>467</u>	<u>380</u>	<u>18</u>	<u>596</u>
F-86D	289	231	156	6	358
F-89D - Total	121	135	112	6	138
Pilots	77	76	60	3	90
Observers	44	59	52	3	48
F-94C - Total	103	90	99	6	88
Pilots	61	52	51	4	58
Observers	42	38	48	2	30
F-86D Interceptor Weapons School	14	11	13	-	12
F-86D/L Instructor Course	-	-	-	-	-
<u>Related Combat Flying Courses - Total</u>	<u>579</u>	<u>1,986</u>	<u>2,045</u>	<u>17</u>	<u>503</u>
Instrument Pilot Instructor School (Jet)	22	29	35	-	16
Instrument Pilot Instructor School (Conv)	18	20	27	-	11
Instrument Pilot Jet	-	-	-	-	-
Interceptor Controller	179	424	356	-	247
Tactical Air Controller	-	51	44	-	7
Ground Observer Corps Instructor	-	10	10	-	-
Advanced Survival Training	360	1,372	1,555	17	160
SAC Survival Training (Refresher)	-	-	-	-	-
Helicopter Pilot	-	60	6	-	54
H-21 Special Transition	-	20	12	-	8
<u>Nuclear Weapons Delivery Training - Total</u> ^{d/}	<u>100</u>	<u>1,238</u>	<u>1,241</u>	<u>-</u>	<u>97</u>
Nuclear Weapons Delivery Training (Bomb)					
(B-47)	60	363	357	-	66
Nuclear Weapons Delivery Training (B-36 Special)	-	188	188	-	-
Nuclear Weapons Delivery Training (B-47 Special)	-	486	486	-	-
Nuclear Weapons Delivery Training (TAC B-66)	-	56	46	-	10
Nuclear Weapons Delivery Training (B-36/52)	13	79	71	-	21
Nuclear Weapons Delivery Operations Refresher (B-36, 47, 52)	-	45	45	-	-
ABC Delivery Instructor, Fighter	13	-	13	-	-
ABC Delivery Instructor, Bomber	14	21	35	-	-
<u>Air Ground Operations School - Total</u>	<u>-</u>	<u>419</u>	<u>412</u>	<u>-</u>	<u>7</u>
Air Ground Indoctrination Course	-	326	326	-	-
Air Ground Specialist Course	-	63	56	-	7
Forward Air Controller Course	-	30	30	-	-
<u>AIRMAN - TOTAL</u>	<u>2,780</u>	<u>2,368</u>	<u>2,297</u>	<u>251</u>	<u>2,600</u>
Preflight Training (Pilot)	507	527	521	76	437
<u>Undergraduate Pilot Training - Total</u>	<u>1,121</u>	<u>784</u>	<u>627</u>	<u>113</u>	<u>1,165</u>
Primary	579	507	313	69	704
Basic - Total	542	277	314	44	461
Single Engine	405	193	232	37	329
Multi-Engine	137	84	82	7	132

TABLE 199 - SUMMARY - USAF FLYING TRAINING OF USAF PERSONNEL - FY 1940 THROUGH FY 1957 (CONTINUED)

TYPE OF TRAINING BY COURSE	UNDER INSTRUCTION BEGINNING OF PERIOD	DURING PERIOD			UNDER INSTRUCTION END OF PERIOD
		Entries	Graduates	Losses	
FY 1957 - FIRST QUARTER (Cont'd)					
<u>Navigator/Aircraft Observer and Related Training</u>					
Total	1,071	543	643	52	912
Preflight Training (Navigator)	176	177	185	23	145
Primary-Basic Navigator (Cadet) (New Production)	725	187	259	26	627
Navigator Instructor School	3	3	4	-	2
<u>Airmen Flying Courses - Total</u>	167	176	195	10	138
Aircraft Electrician Gunner	29	15	34	-	10
Turret System Gunner, B-36	59	57	50	7	59
Turret System Gunner, B-52 (A-3A)	15	55	45	-	25
Turret System Gunner, B-66 (MD-1)	54	49	56	3	44
Airborne ECM Specialist	10	-	10	-	-
<u>Combat Flying Training (Individual) - Total</u>	81	514	506	3	86
Ground Observer Course	-	117	97	1	19
Advanced Survival Training	81	391	405	2	65
SAC Survival Training (Refresher)	-	-	-	-	-
XE-97 Tanker	-	6	4	-	2
FY 1957 - SECOND QUARTER					
<u>TOTAL</u>	14,181	11,014	11,769	892	12,534
<u>OFFICER - TOTAL</u>	11,581	9,674	10,243	642	10,370
<u>Pilot Training - Total</u>	5,542	3,544	3,455	482	5,149
Preflight Training (Pilot)	489	861	842	40	468
<u>Undergraduate Pilot Training - Total</u>	4,840	2,285	2,209	429	4,487
Primary	2,764	1,092	1,168	263	2,425
<u>Basic - Total</u>	2,076	1,193	1,041	166	2,062
Single Engine	1,241	636	622	137	1,118
Multi-Engine	835	557	419	29	944
<u>Specialized Pilot Training - Total</u>	213	398	404	13	194
Jet Qualification	65	169	149	5	80
Pilot Instructor School (Primary)	2	2	4	-	-
<u>Basic Pilot Instructor School - Total</u>	121	161	170	6	106
Single Engine	66	113	92	6	81
Multi-Engine	55	48	78	-	25
Supervisors Course	16	57	71	2	-
Tactical Reconnaissance Pilot RF-84F	9	9	10	-	8
<u>Navigator/Aircraft Observer and Related Training - Total</u>	4,094	1,744	1,984	108	3,746
Preflight Training (Navigator) Officer	161	276	269	18	150
<u>Primary-Basic Navigator/Aircraft Observer Courses</u>					
Total	2,513	517	747	75	2,208
Primary-Basic Navigator (Cadet)	2,275	438	641	68	2,004
Primary-Basic Observer, Upgrading	187	56	80	7	156
Primary-Basic Navigator, Upgrading	51	23	26	-	48
<u>Advanced Navigator/Aircraft Observer Courses - Total</u>	917	451	428	10	930
Strategic Bombardment and Reconnaissance	20	1	21	-	-
Aircraft Performance Engineer	65	-	18	-	47
Strategic Bombardment	51	-	51	-	-
Tactical Bombardment and Reconnaissance	68	1	56	-	13
<u>Reconnaissance - Bombardment - Total</u>	353	248	76	7	518
Navigation I Phase	-	-	-	-	-
K-Radar II Phase	353	248	76	7	518
TAC Upgrading III Phase	-	-	-	-	-
Radar Intercept	237	127	153	3	208
Electronic Countermeasures	123	74	53	-	144
<u>Upgrading Courses - Total</u>	371	150	195	4	322
Aircraft Observer Technical	2	-	2	-	-
B-66 Aircraft	6	7	13	-	-
B-52 Aircraft	1	-	1	-	-
B-47 Upgrading	41	22	41	-	22
Navigator Training for Pilots	321	121	138	4	300

TABLE 199 - SUMMARY - USAF FLYING TRAINING OF USAF PERSONNEL - FY 1940 THROUGH FY 1957 (CONTINUED)

TYPE OF TRAINING BY COURSE	UNDER INSTRUCTION BEGINNING OF PERIOD	DURING PERIOD			UNDER INSTRUCTION END OF PERIOD
		Entries	Graduates	Losses	
FY 1957 - SECOND QUARTER (Cont'd)					
<u>Familiarization and Special Courses - Total</u>	132	350	345	1	136
Commanders' Radar Bombing Familiarization	-	56	56	-	-
Radar Equipment Air Maintenance, Upgrading	16	36	41	-	11
Staff Aircraft Performance Engineer	18	9	-	-	27
Senior Observer Technical Specialist	31	-	-	-	31
Staff Officers ECM Familiarization	-	96	96	-	-
Staff Officers ECM (Refresher)	-	-	-	-	-
Senior Officers ECM Familiarization	-	-	-	-	-
Navigator Instructor School	67	152	151	1	67
Turret Systems Gunner B-52 (A-3A)	-	1	1	-	-
<u>Combat Flying Training (Individual) - Total</u>	1,841	2,916	3,329	50	1,378
<u>Bomber/Transport Combat Schools - Total</u>	439	739	798	2	378
<u>B-47 Medium Bomber - Total</u>	331	539	508	2	350
Pilot	292	370	364	2	296
Observer	39	169	144	-	64
Special Co-Pilot Phase, B-47	-	-	-	-	-
Celestial Navigator Phase, B-47	33	174	207	-	-
B-29 Medium Bomber Conversion	71	-	71	-	-
KC-97 Tanker	4	26	12	-	18
<u>Combat Flying Schools (Fighter/Fighter Bomber) - Total</u>	303	227	267	2	258
F-84F/G	65	-	65	-	-
F-84G 1/	-	-	-	-	-
F-84F Phase I	25	120	22	-	123
F-84/F-100A Phase II	-	11	-	-	11
F-86F	88	-	84	4	-
F-86 m/	-	1	-	-	1
F-86F Phase I	29	95	1	-	123
F-86/F-100A Phase II	-	-	-	-	-
F-86H	-	-	-	-	-
F-86/F-100	65	-	65	-	-
F-100A Conversion	31	-	31	-	-
Field Officers Fighter Weapons Course	-	-	-	-	-
Fighter Weapons Course, F-86	-	-	-	-	-
<u>Combat Flying Schools (Interceptor) - Total</u>	596	371	433	10	524
F-86D	358	153	212	6	293
<u>F-89D - Total</u>	138	118	124	1	131
Pilots	90	60	65	-	85
Observers	48	58	59	1	46
<u>F-94C - Total</u>	88	76	74	3	87
Pilots	58	38	38	2	56
Observers	30	38	36	1	31
F-86D Interceptor Weapons School	12	24	23	-	13
<u>Related Combat Flying Courses - Total</u>	503	1,579	1,831	33	218
Instrument Pilot Instructor (Jet)	16	33	34	1	14
Instrument Pilot Instructor School (Conv)	11	32	27	-	16
Instrument Pilot Jet	-	18	18	-	-
Interceptor Controller	247	322	428	B/ 15	126
Tactical Air Controller	7	40	47	-	-
Ground Observer Corps Instructor	-	5	5	-	-
Advanced Survival Training	160	1,061	1,206	15	-
SAC Survival Training (Refresher)	-	-	-	-	-
Helicopter Pilot	54	58	51	2	59
H-21 Special Transition	8	10	15	-	3
<u>Nuclear Weapons Delivery Training - Total</u> o/	97	1,059	1,057	2	97
Nuclear Weapons Delivery Training (Bcmb)(B-47)	66	410	379	-	97
Nuclear Weapons Delivery Training (B-36 Special)	-	10	10	-	-
Nuclear Weapons Delivery Training (B-47 Special)	-	470	468	2	-
Nuclear Weapons Delivery Training (TAC B-66)	10	16	26	-	-
Nuclear Weapons Delivery Training (B-36/52)	21	56	77	-	-
Nuclear Weapons Delivery Operations Refresher (B-36, 47, 52)	-	82	82	-	-
ABC Delivery Instructor, Fighter	-	-	-	-	-
ABC Delivery Instructor, Bomber	-	15	15	-	-

TABLE 199 - SUMMARY - USAF FLYING TRAINING OF USAF PERSONNEL - FY 1940 THROUGH FY 1957 (Continued)

TYPE OF TRAINING BY COURSE	UNDER INSTRUCTION BEGINNING OF PERIOD	DURING PERIOD			UNDER INSTRUCTION END OF PERIOD
		Entries	Graduates	Losses	
FY 1957 - SECOND QUARTER (Cont'd)					
<u>Air Ground Operations School - Total</u>	7	411	418	-	-
Air Ground Indoctrination	-	311	311	-	-
Air Ground Specialist Course	7	69	76	-	-
Forward Air Controller Course	-	31	31	-	-
AIRMAN - TOTAL	2,600	1,340	1,526	250	2,164
Preflight Training (Pilot)	437	75	335	54	123
<u>Undergraduate Pilot Training - Total</u>	<u>1,165</u>	<u>575</u>	<u>414</u>	<u>119</u>	<u>1,207</u>
Primary	704	399	176	77	850
<u>Basic - Total</u>	<u>461</u>	<u>176</u>	<u>238</u>	<u>42</u>	<u>357</u>
Single Engine	329	135	170	37	257
Multi-Engine	132	41	68	5	100
<u>Navigator/Aircraft Observer and Related Training - Total</u>	<u>912</u>	<u>387</u>	<u>424</u>	<u>69</u>	<u>806</u>
Preflight Training (Navigator)	145	136	123	30	128
Primary-Basic Navigator (Cadet)	627	137	122	27	615
Navigator Instructor School	2	-	2	-	-
<u>Airmen Flying Courses - Total</u>	<u>138</u>	<u>114</u>	<u>177</u>	<u>12</u>	<u>63</u>
Aircraft Electrician Gunner	10	5	15	-	-
Turret System Gunner, B-36	59	29	61	4	23
Turret System Gunner, B-52 (A-3A)	25	49	48	-	26
Turret System Gunner, B-66 (MD-1)	44	31	53	8	14
Airborne ECM Specialist	-	-	-	-	-
<u>Combat Flying Training (Individual) - Total</u>	<u>86</u>	<u>303</u>	<u>353</u>	<u>8</u>	<u>28</u>
Ground Observer Course	19	54	73	-	-
Survival Training	65	218	275	8	-
SAC Survival Training	-	-	-	-	-
KC-97 Tanker	2	31	5	-	28
FY 1957 - THIRD QUARTER					
TOTAL	12,534	10,475	9,506	851	12,652
OFFICER - TOTAL	10,370	9,247	8,445	656	10,516
<u>Pilot Training - Total</u>	<u>5,149</u>	<u>3,039</u>	<u>2,925</u>	<u>415</u>	<u>4,848</u>
Preflight Training (Pilot)	468	937	897	83	425
<u>Undergraduate Pilot Training - Total</u>	<u>4,487</u>	<u>1,674</u>	<u>1,635</u>	<u>321</u>	<u>4,205</u>
Primary	2,425	750	770	221	2,184
<u>Basic - Total</u>	<u>2,062</u>	<u>924</u>	<u>865</u>	<u>100</u>	<u>2,021</u>
Single Engine	1,103	473	486	76	1,014
Multi-Engine	959	451	379	24	1,007
<u>Specialized Pilot Training - Total</u>	<u>194</u>	<u>428</u>	<u>393</u>	<u>11</u>	<u>218</u>
Jet Qualification	80	179	190	5	64
Pilot Instructor School (Primary)	-	2	2	-	-
<u>Basic Pilot Instructor School - Total</u>	<u>106</u>	<u>175</u>	<u>129</u>	<u>5</u>	<u>147</u>
Single Engine	81	112	74	4	115
Multi-Engine	25	63	55	1	32
Supervisors Course	-	63	62	1	-
Tactical Reconnaissance Pilot RF-84F	8	9	10	-	7
<u>Navigator/Aircraft Observer and Related Training - Total</u>	<u>3,746</u>	<u>2,284</u>	<u>2,053</u>	<u>130</u>	<u>3,847</u>
Preflight Training (Navigator) Officer	150	420	369	38	163
<u>Primary-Basic Navigator/Aircraft Observer Courses - Total</u>	<u>2,208</u>	<u>560</u>	<u>528</u>	<u>74</u>	<u>2,166</u>
Primary-Basic Navigator (Cadet)	2,004	397	473	61	1,867
Primary-Basic Observer, Upgrading	156	162	30	9	279
Primary-Basic Navigator, Upgrading	48	1	25	4	20

TABLE 199 - SUMMARY - USAF FLYING TRAINING OF USAF PERSONNEL - FY 1940 THROUGH FY 1957 (CONTINUED)

TYPE OF TRAINING BY COURSE	UNDER INSTRUCTION BEGINNING OF PERIOD	DURING PERIOD			UNDER INSTRUCTION END OF PERIOD
		Entries	Graduates	Losses	
FY 1957 - THIRD QUARTER (Cont'd)					
<u>Advanced Navigator/Aircraft Observer Courses - Total</u>	<u>930</u>	<u>606</u>	<u>496</u>	<u>15</u>	<u>1,025</u>
Strategic Bombardment and Reconnaissance	-	-	-	-	-
Aircraft Performance Engineer	47	-	34	1	12
Strategic Bombardment	-	-	-	-	-
Tactical Bombardment and Reconnaissance	13	-	13	-	-
<u>Reconnaissance-Bombardment - Total</u>	<u>518</u>	<u>364</u>	<u>299</u>	<u>12</u>	<u>571</u>
Navigation I Phase	-	67	14	1	52
K-Radar II Phase	518	229	254	11	482
TAC, Upgrading III Phase	-	68	31	-	37
Radar Intercept	208	117	100	2	223
Electronic Countermeasures	144	125	50	-	219
<u>Upgrading Courses - Total</u>	<u>322</u>	<u>252</u>	<u>224</u>	<u>2</u>	<u>355</u>
Aircraft Observer Technical	-	-	-	-	-
B-66 Aircraft	-	12	12	-	-
B-52 Aircraft	-	1	-	-	1
B-47 Upgrading	22	109	66	-	65
Navigator Training for Pilots	300	137	146	2	289
<u>Familiarization and Special Courses - Total</u>	<u>136</u>	<u>439</u>	<u>436</u>	<u>1</u>	<u>138</u>
Commanders' Radar Bombing Familiarization	-	79	79	-	-
Radar Equipment Air Maintenance, Upgrading	11	39	35	-	15
Staff Aircraft Performance Engineer	27	10	18	1	18
Senior Observer Technical Specialist	31	-	-	-	31
Staff Officers ECM Familiarization	-	112	112	-	-
Senior Officers ECM Familiarization	-	27	27	-	-
Navigator Instructor School	67	154	147	-	74
Turret Systems Gunner B-52 (A-3A)	-	-	-	-	-
Staff Officer ECM (Refresher)	-	18	18	-	-
<u>Combat Flying Training (Individual) - Total</u>	<u>1,378</u>	<u>3,187</u>	<u>2,731</u>	<u>109</u>	<u>1,725</u>
<u>Bomber/Transport Combat Schools - Total</u>	<u>378</u>	<u>831</u>	<u>698</u>	<u>5</u>	<u>506</u>
<u>B-47 Medium Bomber - Total</u>	<u>360</u>	<u>545</u>	<u>516</u>	<u>3</u>	<u>386</u>
Pilot	296	414	374	2	334
Observer	64	131	142	1	52
Special Co-Pilot Phase, B-47	-	-	-	-	-
Celestial Navigation Phase, B-47	-	168	158	-	10
B-29 Medium Bomb Conversion	-	-	-	-	-
KC-97 Tanker	18	118	24	2	110
<u>Combat Flying Schools (Fighter/Fighter Bomber)- Total</u>	<u>258</u>	<u>373</u>	<u>324</u>	<u>-</u>	<u>307</u>
F-84F/G	-	-	-	-	-
F-84G 1/	-	-	-	-	-
F-84F Phase I	123	103	96	-	130
F-84/F-100A Phase II	11	98	67	-	42
F-86F	-	-	-	-	-
F-86	1	-	-	-	1
F-86F Phase I	123	79	107	-	95
F-86/F-100A Phase II	-	93	54	-	39
F-86E	-	-	-	-	-
F-86H/F-100	-	-	-	-	-
F-100A Conversion	-	-	-	-	-
Field Officers Fighter Weapons Course	-	-	-	-	-
Fighter Weapons Course, F-86	-	-	-	-	-
<u>Combat Flying Schools (Interceptor) - Total</u>	<u>524</u>	<u>358</u>	<u>391</u>	<u>9</u>	<u>482</u>
F-86D	293	152	183	4	258
<u>F-86D - Total</u>	<u>131</u>	<u>112</u>	<u>115</u>	<u>2</u>	<u>127</u>
Pilots	85	56	60	-	81
Observers	46	56	54	2	46
<u>F-86C - Total</u>	<u>87</u>	<u>69</u>	<u>81</u>	<u>3</u>	<u>72</u>
Pilots	56	34	43	2	45
Observers	31	35	38	1	27
F-86D Interceptor Weapons School	13	25	13	-	25
F-86D/L Instructor Course	-	-	-	-	-

TABLE 199 - SUMMARY - USAF FLYING TRAINING OF USAF PERSONNEL - FY 1940 THROUGH FY 1957 (CONTINUED)

TYPE OF TRAINING BY COURSE	UNDER INSTRUCTION BEGINNING OF PERIOD	DURING PERIOD			UNDER INSTRUCTION END OF PERIOD
		Entries	Graduates	Losses	
FY 1957 - THIRD QUARTER (Cont'd)					
<u>Related Combat Flying Courses - Total</u>	218	1,625	1,318	95	430
Instrument Pilot Instructor School (Jet)	14	50	28	1	35
Instrument Pilot Instructor School (Conv)	16	45	34	-	27
Instrument Pilot Jet	-	-	-	-	-
Interceptor Controller	126	341	292	4	171
Tactical Air Controller	-	19	19	-	-
Ground Observer Corps Instructor	-	26	26	-	-
Advanced Survival Training	-	584	403	51	130
SAC Survival Training (Refresher)	-	469	432	37	-
Helicopter Pilot	59	45	57	2	45
H-21 Special Transition	3	46	27	-	22
<u>Nuclear Weapons Delivery Training - Total</u> o/	97	737	736	2	96
Nuclear Weapons Delivery Training (Bcwb)(B-47)	97	467	467	1	96
Nuclear Weapons Delivery Training (B-36 Special)	-	-	-	-	-
Nuclear Weapons Delivery Training (B-47 Special)	-	-	-	-	-
Nuclear Weapons Delivery Training (TAC B-66)	-	186	185	1	-
Nuclear Weapons Delivery Training (B-36/52)	-	60	60	-	-
Nuclear Weapons Delivery Operations Refresher (B-36, 47, 52)	-	12	12	-	-
ABC Delivery Instructor, Fighter	-	-	-	-	-
ABC Delivery Instructor, Bomber	-	12	12	-	-
<u>Air Ground Operations School - Total</u>	-	-	-	-	-
Air Ground Indoctrination Course	-	-	-	-	-
Air Ground Specialist Course	-	-	-	-	-
Forward Air Controller Course	-	-	-	-	-
<u>AIRMAN - TOTAL</u>	2,164	1,228	1,061	195	2,136
Preflight Training (Pilot)	123	227	132	13	205
<u>Undergraduate Pilot Training - Total</u>	1,207	326	378	94	1,061
Primary	850	125	176	65	734
<u>Basic - Total</u>	357	201	202	29	327
Single Engine	257	128	152	21	212
Multi-Engine	100	73	50	8	115
<u>Navigator/Aircraft Observer and Related Training - Total</u>	806	345	327	54	770
Preflight Training (Navigator)	128	109	131	18	88
Primary-Basic Navigator (Cadet)	615	149	116	29	619
Navigator Instructor School	-	2	1	-	1
<u>Airmen Flying Courses - Total</u>	63	85	72	7	62
Aircraft Electrician Gunner	-	-	-	-	-
Turret System Gunner, B-36	23	-	22	1	-
Turret System Gunner, B-52 (A-3A)	26	85	49	-	62
Turret System Gunner, B-66 (MD-1)	14	-	8	6	-
Airborne ECM Specialist	-	-	-	-	-
<u>Combat Flying Training (Individual) - Total</u>	28	330	224	34	100
Ground Observer Course	-	55	55	-	16
Survival Training	-	75	41	18	16
SAC Survival Training	-	111	95	16	-
KC-97 Tanker	28	89	33	-	84
FY 1957 - FOURTH QUARTER					
<u>TOTAL</u>	12,652	10,530	10,991	793	11,398
<u>OFFICER - TOTAL</u>	10,516	9,270	9,505	641	9,640
<u>Pilot Training - Total</u>	4,848	3,044	3,156	440	4,296
Preflight Training (Pilot)	425	603	511	110	407

TABLE 199 - SUMMARY - USAF FLYING TRAINING OF USAF PERSONNEL - FY 1940 THROUGH FY 1957 (CONTINUED)

TYPE OF TRAINING BY COURSE	UNDER INSTRUCTION BEGINNING OF PERIOD	DURING PERIOD			UNDER INSTRUCTION END OF PERIOD
		Entries	Graduates	Losses	
FY 1957 - FOURTH QUARTER (Cont'd)					
<u>Undergraduate Pilot Training - Total</u>	4,205	2,102	2,302	324	3,681
Primary	2,184	1,226	1,054	224	2,132
<u>Basic - Total</u>	2,021	876	1,248	100	1,549
Single Engine	1,014	406	651	77	692
Multi-Engine	1,007	470	597	23	857
<u>Specialized Pilot Training - Total</u>	218	339	343	6	208
Jet Qualification	64	69	100	1	32
Pilot Instructor School (Primary)	-	3	3	-	-
<u>Basic Pilot Instructor School - Total</u>	147	205	186	5	161
Single Engine	115	164	140	2	137
Multi-Engine	32	41	46	3	24
Supervisors Course	-	49	49	-	-
Tactical Reconnaissance Pilot RF-84F	7	13	5	-	15
<u>Navigator/Aircraft Observer and Related Training - Total</u>	3,847	2,043	2,212	145	3,533
Preflight Training (Navigator) Officer	163	326	313	33	143
<u>Primary-Basic Navigator/Aircraft Observer Courses - Total</u>	2,166	523	600	76	2,013
Primary-Basic Navigator (Cadet)	1,867	469	518	63	1,755
Primary-Basic Observer Upgrading	279	54	62	13	258
Primary-Basic, Navigator Upgrading	20	-	20	-	-
<u>Advanced Navigator Courses - Total</u>	1,025	527	598	28	926
Strategic Bombardment and Reconnaissance	-	-	-	-	-
Aircraft Performance Engineer	12	-	10	1	1
Strategic Bombardment	-	-	-	-	-
Tactical Bombardment and Reconnaissance	-	-	-	-	-
<u>Reconnaissance-Bombardment - Total</u>	571	380	383	20	548
Navigation I Phase	52	54	49	2	55
K-Radar II Phase	482	294	274	18	484
TAC, Upgrading III Phase	37	32	50	-	9
Radar Intercept	223	39	147	7	108
Electronic Countermeasures	219	108	58	-	269
<u>Upgrading Courses - Total</u>	355	234	241	6	342
Aircraft Observer Technical	-	-	-	-	-
B-66 Aircraft	-	-	-	-	-
B-52 Aircraft	1	70	26	-	45
B-47 Upgrading	65	20	75	-	10
Navigator Training for Pilots	289	144	140	6	287
<u>Familiarization and Special Courses - Total</u>	138	433	460	2	109
Commanders' Radar Bombing Familiarization	-	78	78	-	-
Radar Equipment Air Maintenance, Upgrading	15	49	48	-	16
Staff Aircraft Performance Engineer	18	18	8	-	28
Senior Observer Technical Specialist	31	-	-	-	31
Staff Officers ECM Familiarization	-	139	139	-	-
Senior Officer ECM Familiarization	-	14	14	-	-
Navigator Instructor School	74	98	136	2	34
Turret Systems Gunner B-52 (A-3A)	-	-	-	-	-
Staff Officer ECM (Refresher)	-	37	37	-	-
<u>Combat Flying Training (Individual) - Total</u>	1,725	3,422	3,376	53	1,718
<u>Bomber/Transport Combat Schools - Total</u>	506	1,069	953	8	614
<u>B-47 Medium Bomber - Total</u>	386	644	649	6	375
Pilot	334	487	491	6	324
Observer	52	157	158	-	51
Special Co-Pilot Phase, B-47	-	-	-	-	-
Celestial Navigator Phase, B-47	10	177	150	-	37
B-29 Medium Bomb Conversion	-	-	-	-	-
KC-97 Tanker	110	248	154	2	202

TABLE 199 - SUMMARY - USAF FLYING TRAINING OF USAF PERSONNEL - FY 1940 THROUGH FY 1957 (CONTINUED)

TYPE OF TRAINING BY COURSE	UNDER INSTRUCTION BEGINNING OF PERIOD	DURING PERIOD			UNDER INSTRUCTION END OF PERIOD
		Entries	Graduates	Losses	
FY 1957 - FOURTH QUARTER (Cont'd)					
<u>Combat Flying Schools (Fighter/Fighter Bomber)-</u>					
Total	307	552	414	4	448
F-34F/G	-	-	-	-	-
F-84G	-	66	-	2	64
F-84F Phase I	130	140	131	-	139
F-84/F 100A Phase II	42	108	102	1	47
F-86F	-	-	-	-	-
F-86 m/	1	70	1	-	70
F-86F Phase I	95	92	93	1	93
F-86/F 100A Phase II	39	83	87	-	35
F-86H	-	-	-	-	-
F-86H/F-100	-	-	-	-	-
F-100A Conversion	-	-	-	-	-
Field Officers Fighter Weapons Course	-	-	-	-	-
Fighter Weapons Course, F-86	-	-	-	-	-
<u>Combat Flying Schools (Interceptor) - Total</u>					
F-86D	482	234	382	10	324
F-89D - Total	258	151	139	5	265
Pilots	127	28	139	1	13
Observers	81	-	74	1	7
F-94C - Total	46	28	65	3	6
Pilots	72	14	77	2	7
Observers	45	-	39	2	4
F-36D Interceptor Weapons School	27	14	38	-	3
F-86D/L Instructor Course	25	23	25	-	23
	-	18	2	-	16
<u>Related Combat Flying Courses - Total</u>					
Instrument Pilot Instructor School (Jet)	430	1,560	1,627	31	332
Instrument Pilot Instructor School (Conv)	35	33	53	-	15
Instrument Pilot Jet	27	27	42	-	12
Interceptor Controller	-	-	-	-	-
Tactical Air Controller	171	384	315	m/ 8	232
Ground Observer Corps Instructor	-	-	-	-	-
Advanced Survival Training	-	24	19	-	5
SAC Survival Training (Refresher)	130	1,023	1,133	20	-
Helicopter Pilot	45	69	43	3	68
H-21 Special Transition	22	-	22	-	-
<u>Nuclear Weapons Delivery Training - Total o/</u>					
Nuclear Weapons Delivery Training (Bomb)(B-47)	96	761	761	3	93
Nuclear Weapons Delivery Training (B-36 Special)	96	669	669	3	93
Nuclear Weapons Delivery Training (B-47 Special)	-	-	-	-	-
Nuclear Weapons Delivery Training (TAC B-66)	-	-	-	-	-
Nuclear Weapons Delivery Training (B-36/52)	-	92	92	-	-
Nuclear Weapons Delivery Operations Refresher (B-36, 47, 52)	-	-	-	-	-
ABC Delivery Instructor, Fighter	-	-	-	-	-
ABC Delivery Instructor, Bomber	-	-	-	-	-
<u>Air Ground Operations School - Total</u>					
Air Ground Indoctrination Course	-	-	-	-	-
Air Ground Specialist Course	-	-	-	-	-
Forward Air Controller Course	-	-	-	-	-
AIRMAN - TOTAL	2,136	1,260	1,486	152	1,758
Preflight Training (Pilot) Aviation Cadet	205	102	195	15	97
<u>Undergraduate Pilot Training - Total</u>					
Primary	1,061	532	587	81	925
Basic - Total	734	188	434	45	443
Single Engine	327	344	153	36	482
Multi-Engine	212	233	100	26	319
	115	111	53	10	163

TABLE 199 - SUMMARY - USAF FLYING TRAINING OF USAF PERSONNEL - FY 1940 THROUGH FY 1957 (CONTINUED)

TYPE OF TRAINING BY COURSE	UNDER INSTRUCTION BEGINNING OF PERIOD	DURING PERIOD			UNDER INSTRUCTION END OF PERIOD
		Entries	Graduates	Losses	
FY 1957 - FOURTH QUARTER (Cont'd)					
<u>Navigator/Aircraft Observer and Related Training</u>					
Total	770	295	379	49	637
Preflight Training (Navigator)	88	66	77	15	62
Primary-Basic Navigator (Cadet)	619	101	182	34	504
Navigator Instructor School	1	3	3	-	1
<u>Airmen Flying Courses - Total</u>					
Aircraft Electrician Gunner	62	125	117	-	70
Turret System Gunner, B-36	-	-	-	-	-
Turret System Gunner, B-52 (A-3A)	62	125	117	-	70
Turret System Gunner, B-66 (MD-1)	-	-	-	-	-
Airborne ECM Specialist	-	-	-	-	-
<u>Combat Flying Training (Individual) - Total</u>					
Ground Observer Course	100	331	325	7	22
Advanced Survival Training	-	52	52	-	-
SAC Survival Training (Refresher)	16	157	168	5	-
KC-97 Tanker	84	122	105	2	99

- a/ Due to reporting date of 26 June 1949 preceding graduation date of 29 June 1949, 542 graduates were reported in July 1949 (FY 1950). FY 1949 production has been adjusted to include these graduates.
- b/ Students transferred from Technical Training Air Force and/or Air University not included in entries but shown in "Under Instruction at end of Period", 254 in FY 1951; 4 in FY 1952; 51 in FY 1953.
- c/ Two hundred and fifteen students transferred from Technical Training Air Force.
- d/ Data does not audit because of transfers to and from other training courses.
- e/ Rated and non-rated not shown separately prior to graduation from basic observer courses.
- f/ Differences accounted for by eliminations due to faulty reporting and reinstatement of some.
- g/ Includes formal training performed by TAC previously reported separately.
- h/ One hundred and three students undergoing training when course was discontinued, 59 holdover losses.
- i/ Difference in number under instruction at end of period (FY 1956) and beginning of period (FY 1957) due in part to exclusion of students in Celestial Navigation phase, B-47, and Special Co-pilot Phase, B-47 in FY 1956 and holdover losses/or gains.
- j/ In accordance with AFR 50-7 as of 1 July 1956 Aircraft Observer designations changed to Navigator.
- k/ Not reported by phase until January 1957. It is assumed that all training prior to that date was K-Radar.
- l/ Data for USAF students in course No. 112104A, Fighter F-84/G (ANG/MDAP), shown separately because of difference in training.
- m/ Data for USAF students in course No. 112104A, Fighter F-86 (ANG/MDAP), shown separately because of difference in training.
- n/ Includes holdover losses, 15 in 2nd quarter, 4 in 3rd and 8 in 4th.
- o/ Nuclear Weapons previously reported as Atomic, Biological and Chemical Warfare.
- Source: Personnel Statistics Division, Directorate of Statistical Services, DCS/Comptroller.

TABLE 200 - SUMMARY - USAF FLYING TRAINING FATALITIES OF USAF PERSONNEL -
FY 1940 THROUGH FY 1957

(Other fatalities reported in Flying Training during FY 1957 but not included in figures below were: 1 Air National Guard aviation cadet in Primary Pilot Training, 3 Air National Guard officers in Fighter F-86F Training; 2 USA officers in Army Primary Flight Training; 1 Foreign officer in Primary Pilot Training, 1 Foreign officer in Basic Single Engine Pilot Training, and 3 Foreign officers in Fighter F86 Training. Table shows a modification of Table 186, FY 1956 in Type of Training By Course.)

FISCAL YEAR	FATALITIES	FISCAL YEAR	FATALITIES	FISCAL YEAR	FATALITIES	
FISCAL YEAR SUMMARIES						
FY 1940	7	FY 1947	11	FY 1954	99	
FY 1941	44	FY 1948	8	FY 1955	60	
FY 1942	182	FY 1949	26	FY 1956	64	
FY 1943	681	FY 1950	26	FY 1957		
FY 1944	1,138	FY 1951	58	FY 1958		
FY 1945	421	FY 1952	111	FY 1959		
FY 1946	72	FY 1953	155	FY 1960		
TYPE OF TRAINING BY COURSE		TOTAL	FIRST QUARTER	SECOND QUARTER	THIRD QUARTER	FOURTH QUARTER
FY - 1957						
<u>TOTAL</u>		51	23	7	14	7
<u>OFFICER - TOTAL</u>		45	22	5	12	6
<u>Pilot Training - Total</u>		23	14	1	6	2
Preflight Training (Pilot)		5	5	-	-	-
<u>Undergraduate Pilot Training - Total</u>		16	8	1	5	2
Primary		7	4	1	1	1
<u>Basic - Total</u>		9	4	-	4	1
Single Engine		7	4	-	2	1
Multi-Engine		2	-	-	2	-
<u>Specialized Pilot Training - Total</u>		2	1	-	1	-
Jet Qualification		2	1	-	1	-
<u>Navigator/Aircraft Observer and Related Training - Total</u>		2	-	-	-	2
Advanced Navigator Reconnaissance Bombardment		2	-	-	-	2
<u>Combat Flying Training (Individual) - Total</u>		20	8	4	6	2
F-84F/G		4	2	-	1	1
F-86F		2	1	1	-	-
F-86D		6	1	2	2	1
F-89D		3	1	-	2	-
F-94C		5	3	1	1	-
<u>AIRMAN - TOTAL</u>		6	1	2	2	1
<u>Undergraduate Pilot Training - Total</u>		6	1	2	2	1
Primary		4	-	1	2	1
<u>Basic - Total</u>		2	1	1	-	-
Single Engine		2	1	1	-	-

Source: Personnel Statistics Division, Directorate of Statistical Services, DCS/Comptroller.

TABLE 201. - SUMMARY - USAF FLYING TRAINING OF ARMY AND NAVY PERSONNEL -
LAST HALF FY 1948 THROUGH FY 1957

(Table below is a modification of Table 198, FY 1956 in Type of Training By Course only.)

TYPE OF TRAINING BY COURSE	UNDER INSTRUCTION BEGINNING OF PERIOD		DURING PERIOD						UNDER INSTRUCTION END OF PERIOD	
	Army	Navy	Entries		Graduates		Losses		Army	Navy
			Army	Navy	Army	Navy	Army	Navy		
FISCAL YEAR SUMMARIES										
Last Half FY 1948 - Total	<u>4</u>	<u>a/</u>	<u>120</u>	-	<u>91</u>	-	<u>18</u>	-	<u>15</u>	-
FY 1949 b/	15	-	301	15	213	9	35	-	68	6
FY 1950	68	6	160	25	152	23	37	1	39	7
FY 1951	39	7	399	30	241	31	70	-	127	6
FY 1952	127	6	805	23	449	23	224	3	259	3
FY 1953	259	3	1,408	16	956	16	394	-	317	3
FY 1954	317	3	1,649	23	1,162	19	448	-	356	7
FY 1955 c/	356	7	3,758	378	3,252	342	445	10	417	33
FY 1956	417	34	3,650	437	3,094	448	419	-	554	23
FY 1957 - TOTAL										
TOTAL	<u>554</u>	<u>23</u>	<u>1,181</u>	<u>276</u>	<u>1,517</u>	<u>273</u>	<u>218</u>	<u>8</u>	-	<u>18</u>
OFFICER - TOTAL	<u>554</u>	<u>22</u>	<u>1,181</u>	<u>241</u>	<u>1,517</u>	<u>239</u>	<u>218</u>	<u>6</u>	-	<u>18</u>
Specialized Pilot Training - Total d/	526	-	<u>328</u>	<u>1</u>	<u>636</u>	<u>1</u>	<u>218</u>	-	-	-
Army Primary Flight Training	526	-	<u>328</u>	-	<u>636</u>	-	<u>218</u>	-	-	-
Supervisors Course	-	-	-	1	-	1	-	-	-	-
Navigator/Aircraft Observer and Related Training - Total e/	-	<u>2</u>	<u>5</u>	<u>7</u>	<u>2</u>	<u>9</u>	-	-	-	-
Primary-Basic Observer, Upgrading	-	1	-	-	-	1	-	-	-	-
Advanced Navigator ECM	-	1	-	-	-	1	-	-	-	-
Advanced Navigator Reconnaissance-Bombardment	-	-	-	1	-	1	-	-	-	-
Staff Officer ECM Familiarization	-	-	5	6	5	6	-	-	-	-
Combat Flying Training(Individual)-Total f/	<u>28</u>	<u>20</u>	<u>2</u>	<u>218</u>	<u>30</u>	<u>214</u>	-	<u>6</u>	-	<u>18</u>
Fighter, F-86	-	1	-	-	-	1	-	-	-	-
Fighter F-100 Conversion	-	-	-	1	-	1	-	-	-	-
Fighter Interceptor F-89	-	-	-	1	-	1	-	-	-	-
Instrument Pilot Instructor (Jet)	-	-	-	1	-	1	-	-	-	-
Interceptor Controller	-	2	-	79	-	62	-	1	-	18
Advanced Survival Training	-	17	2	131	2	143	-	5	-	-
SAC Survival Training (Refresher)	-	-	-	1	-	1	-	-	-	-
Fighter Weapons Instructor Course	-	-	-	2	-	2	-	-	-	-
Field Officer Fighter Weapons Course	-	-	-	2	-	2	-	-	-	-
Helicopter	28	-	-	-	28	-	-	-	-	-
Air Ground Operations School - Total	-	-	<u>844</u>	<u>15</u>	<u>844</u>	<u>15</u>	-	-	-	-
Air Ground Operations Indoctrination	-	-	557	15	557	15	-	-	-	-
Air Ground Specialist	-	-	287	-	287	-	-	-	-	-
AIRMAN - TOTAL	-	<u>1</u>	-	<u>35</u>	-	<u>34</u>	-	<u>2</u>	-	-
Combat Flying Training (Individual) - Total	-	<u>1</u>	-	<u>35</u>	-	<u>34</u>	-	<u>2</u>	-	-
Advanced Survival Training	-	1	-	35	-	34	-	2	-	-

a/ Not available. b/ Data for "Other US Military" for January through June 1949, shown as Army-Navy for last half of FY 1949.

c/ Includes Air Ground Operation Training previously shown in separate table.

d/ Previously reported as "Miscellaneous Pilot Training".

e/ In accordance with AFR-50-7 aircraft/observer designations changed to navigator beginning July 1957.

f/ Includes "Diversified Training" reported separately in FY 1956.

Source: Personnel Statistics Division, Directorate of Statistical Services, DCS/Comptroller.

TABLE 202 - SUMMARY - USAF TRAINING OF FOREIGN PERSONNEL - FY 1942 THROUGH FY 1957

(Table below is a modification in Type of Training By Course only over Table 188, FY 1956)

TYPE OF TRAINING BY COURSE	UNDER INSTRUCTION BEGINNING OF PERIOD	DURING PERIOD			UNDER INSTRUCTION END OF PERIOD
		Entries	Graduates	Losses	
FISCAL YEAR SUMMARIES					
Prior to 1942	a/	a/	2,035	1,139	2,800
Last Half FY 1942	2,800	8,742	7,280	1,748	2,514
FY 1943	2,514	4,812	6,235	658	433
FY 1944	433	5,813	4,316	683	1,247
FY 1945	1,247	11,541	9,174	1,262	2,352
FY 1946	2,352	4,714	5,591	534	941
FY 1947	941	191	942	190	-
FY 1948	-	145	81	24	40
FY 1949	40	76	58	25	33
FY 1950	33	159	43	21	128
FY 1951	128	1,108	368	173	695
FY 1952	695	2,613	1,587	422	1,299
FY 1953	1,299	4,833	3,681	652	1,799
FY 1954	1,799	4,801	4,990	566	1,044
FY 1955	1,044	2,770	3,258	248	308
FY 1956 b/.	308	1,688	1,610	103	283
FY 1957 - TOTAL					
<u>TOTAL</u>	<u>283</u>	<u>1,518</u>	<u>1,409</u>	<u>69</u>	<u>323</u>
<u>OFFICER - TOTAL</u>	<u>175</u>	<u>1,006</u>	<u>1,001</u>	<u>33</u>	<u>147</u>
<u>Pilot Training - Total</u>	<u>64</u>	<u>617</u>	<u>597</u>	<u>14</u>	<u>70</u>
<u>PreFlight Training (Pilot)</u>	-	413	413	-	-
<u>Undergraduate Pilot Training - Total</u>	<u>39</u>	<u>122</u>	<u>85</u>	<u>14</u>	<u>62</u>
<u>Primary</u>	34	57	48	11	32
<u>Basic - Total</u>	<u>5</u>	<u>65</u>	<u>37</u>	<u>3</u>	<u>30</u>
<u>Single Engine</u>	3	37	23	2	15
<u>Multi-Engine</u>	2	28	14	1	15
<u>Specialized Pilot Training - Total c/</u>	<u>25</u>	<u>82</u>	<u>99</u>	-	<u>8</u>
<u>Jet Qualification</u>	7	25	32	-	-
<u>Primary Pilot Instructor School</u>	4	14	18	-	-
<u>Basic Pilot Instructor School</u>	9	41	42	-	8
<u>Army Primary Flight Training</u>	5	1	6	-	-
<u>Tactical Reconnaissance Pilot RP-84F</u>	-	1	1	-	-
<u>Navigator/Aircraft Observer and Related Training</u>	-	-	-	-	-
<u>Total d/</u>	<u>2</u>	<u>61</u>	<u>42</u>	-	<u>24</u>
<u>Primary-Basic Navigator</u>	-	14	-	-	14
<u>Advanced Observer/ECM</u>	4	11	5	-	10
<u>Commanders Radar Bombing Familiarization</u>	-	4	4	-	-
<u>Staff Officer ECM Familiarization</u>	-	32	32	-	-
<u>Senior Navigator Technical Specialist</u>	1	-	1	-	-
<u>Combat Flying Training (Individual) - Total e/</u>	<u>106</u>	<u>316</u>	<u>350</u>	<u>19</u>	<u>53</u>
<u>F-84</u>	14	3	16	1	-
<u>F-86</u>	34	96	95	14	21
<u>F-86D</u>	-	1	1	-	-
<u>F-100</u>	-	1	1	-	-
<u>B-47 Pilot</u>	-	3	3	-	-
<u>Instrument Pilot Instructor School (Jet)</u>	11	15	24	2	-
<u>Instrument Pilot Instructor School (Conv)</u>	11	27	33	1	4
<u>Interceptor Controller</u>	36	108	127	-	17

TABLE 202 - SUMMARY - USAF TRAINING OF FOREIGN PERSONNEL - FY 1942 THROUGH FY 1957 (CONTINUED)

(Table below is a modification in Type of Training By Course only over Table 188, FY 1956)

TYPE OF TRAINING BY COURSE	UNDER INSTRUCTION BEGINNING OF PERIOD	DURING PERIOD			UNDER INSTRUCTION END OF PERIOD
		Entries	Graduates	Losses	
FY 1957 - TOTAL (Cont'd)					
<u>Combat Flying School Training (Individual)-Cont'd</u>					
Helicopter	-	33	22	-	11
Tactical Air Controller	-	6	6	-	-
Fighter Weapons Instructor Course	-	13	12	1	-
Ground Observer Course	-	10	10	-	-
<u>Air Ground Operations School - Total</u>	-	12	12	-	-
Air Ground Indoctrination	-	4	4	-	-
Air Ground Specialist	-	8	8	-	-
<u>AIRMAN - TOTAL</u>	108	512	408	36	176
Preflight Training (Pilot)	-	223	223	-	-
<u>Undergraduate Pilot Training - Total</u>	103	287	179	36	175
Primary	68	211	104	28	147
<u>Basic - Total</u>	35	76	75	8	28
Single Engine	22	42	33	6	25
Multi-Engine	13	34	42	2	3
<u>Specialized Pilot Training - Total c/</u>	1/1	-	1/1	-	-
Basic Instructor School	1/1	-	1/1	-	-
<u>Navigator/Aircraft Observer and Related Training</u>					
Total d/.	4	1	4	-	1
Primary-Basic Navigator	4	1	4	-	1
<u>Combat Flying Training (Individual) - Total</u>	-	1	1	-	-
Helicopter	-	1	1	-	-
FY 1957 - FIRST QUARTER					
<u>TOTAL</u>	283	389	425	17	230
<u>OFFICER - TOTAL</u>	175	304	340	2	130
<u>Pilot Training - Total</u>	64	199	168	2	23
Preflight Training (Pilot)	-	124	124	-	-
<u>Undergraduate Pilot Training - Total</u>	39	44	13	2	68
Primary	34	19	10	1	42
<u>Basic - Total</u>	5	25	3	1	26
Single Engine	3	21	2	1	21
Multi-Engine	2	4	1	-	5
<u>Specialized Pilot Training - Total c/</u>	25	31	31	-	25
Jet Qualification	7	7	11	-	3
Primary Pilot Instructor School	4	3	6	-	1
Basic Pilot Instructor School	9	20	9	-	20
Army Primary Flight Training	5	1	5	-	1
Tactical Reconnaissance Pilot RF-84F	-	-	-	-	-
<u>Navigator/Aircraft Observer and Related Training</u>					
Total d/.	5	5	8	-	2
Primary-Basic Navigator	-	2	-	-	2
Advanced Observer ECM	4	-	4	-	-
Commanders Radar Bombing Familiarization	-	2	2	-	-
Staff Officer ECM Familiarization	-	1	1	-	-
Senior Navigator Technical Specialist	1	-	1	-	-
<u>Combat Flying Training (Individual) - Total e/</u>	106	93	157	7	35
F-84	14	3	14	-	3
F-86	34	17	31	5	15
F-86D	-	1	-	-	1
F-100	-	-	-	-	-
B-47 Pilot	-	-	-	-	-
Instrument Pilot Instructor School (Jet)	11	10	16	2	3
Instrument Pilot Instructor School (Conv)	11	9	18	-	2
Interceptor Controller	36	34	61	-	9
Helicopter	-	9	7	-	2
Tactical Air Controller	-	4	4	-	-

TABLE 202 - SUMMARY - USAF TRAINING OF FOREIGN PERSONNEL - FY 1942 THROUGH FY 1957 (CONTINUED)

(Table below is a modification in Type of Training By Course only over Table 188, FY 1956)

TYPE OF TRAINING BY COURSE	UNDER INSTRUCTION BEGINNING OF PERIOD	DURING PERIOD			UNDER INSTRUCTION END OF PERIOD
		Entries	Graduates	Losses	
FY 1957 - FIRST QUARTER (Cont'd)					
<u>Combat Flying School Training (Individual) - Cont'd</u>					
Fighter Weapons Instructor Course	-	6	6	-	-
Ground Observer	-	-	-	-	-
<u>Air Ground Operations School - Total</u>	-	7	7	-	-
Air Ground Indoctrination	-	3	3	-	-
Air Ground Specialist	-	4	4	-	-
<u>AIRMAN - TOTAL</u>	108	85	85	8	100
Preflight Training (Pilot)	-	32	32	-	-
<u>Undergraduate Pilot Training - Total</u>	103	53	52	8	96
Primary	68	28	40	5	51
<u>Basic - Total</u>	35	25	12	3	45
Single Engine	22	6	7	3	18
Multi-Engine	13	19	5	-	27
<u>Specialized Pilot Training - Total e/</u>	1	-	1	-	-
Basic Instructor School	1	-	1	-	-
<u>Navigator/Aircraft Observer and Related Training</u>					
<u>Total d/</u>	4	-	-	-	4
Primary-Basic Navigator	4	-	-	-	4
<u>Combat Flying Training (Individual) - Total</u>	-	-	-	-	-
Helicopter	-	-	-	-	-
FY 1957 - SECOND QUARTER					
<u>TOTAL</u>	230	309	270	18	251
<u>OFFICER - TOTAL</u>	130	157	150	2	128
<u>Pilot Training - Total</u>	23	71	84	8	72
Preflight Training (Pilot)	-	44	44	-	-
<u>Undergraduate Pilot Training - Total</u>	68	14	9	8	65
Primary	42	5	8	7	32
<u>Basic - Total</u>	26	2	1	1	33
Single Engine	21	-	-	-	21
Multi-Engine	5	9	1	1	12
<u>Specialized Pilot Training - Total e/</u>	25	13	31	-	7
Jet Qualification	3	1	4	-	-
Pilot Instructor School Primary	1	1	2	-	-
Basic Pilot Instructor School	20	10	23	-	7
Army Primary Flight Training	1	-	1	-	-
Tactical Reconnaissance Pilot RF-84F	-	1	1	-	-
<u>Navigator/Aircraft Observer and Related Training</u>					
<u>Total e/</u>	2	15	7	-	10
Primary-Basic Navigator	2	5	-	-	7
Advanced Observer ECM	-	3	-	-	3
Commanders Radar Bombing Familiarization	-	1	1	-	-
Staff Officer ECM Familiarization	-	6	6	-	-
Senior Navigator Technical Specialist	-	-	-	-	-
<u>Combat Flying Training (Individual) - Total e/</u>	35	66	54	1	46
F-84	3	-	1	-	2
F-86	15	28	14	1	28
F-86D	1	-	1	-	-
F-100	-	-	-	-	-
B-47 Pilot	-	3	3	-	-
Instrument Pilot Instructor School (Jet)	3	4	3	-	4
Instrument Pilot Instructor School (Conv)	2	7	6	-	3
Interceptor Controller	9	15	18	-	6
Helicopter	2	3	2	-	3
Tactical Air Controller	-	-	-	-	-
Fighter Weapons Instructor Course	-	6	6	-	-
Ground Observer	-	-	-	-	-

TABLE 202 - SUMMARY - USAF TRAINING OF FOREIGN PERSONNEL - FY 1942 THROUGH FY 1957 (CONTINUED)

(Table below is a modification in Type of Training By Course only over Table 188, FY 1956)

TYPE OF TRAINING BY COURSE	UNDER INSTRUCTION BEGINNING OF PERIOD	DURING PERIOD			UNDER INSTRUCTION END OF PERIOD
		Entries	Graduates	Losses	
FY 1957 - SECOND QUARTER (Cont'd)					
Air Ground Operations School - Total	-	5	5	-	-
Air Ground Indoctrination	-	1	1	-	-
Air Ground Specialist	-	4	4	-	-
AIRMAN - TOTAL	100	152	120	9	123
Preflight Training (Pilot)	-	75	75	-	-
Undergraduate Pilot Training - Total	26	77	45	9	119
Primary	51	63	22	8	84
Basic - Total	45	14	23	1	35
Single Engine	18	8	15	1	10
Multi-Engine	27	6	8	-	25
Specialized Pilot Training - Total c/.	-	-	-	-	-
Basic Instructor School	-	-	-	-	-
Navigator/Aircraft Observer and Related Training Total d/.	4	-	-	-	4
Primary-Basic Navigator	4	-	-	-	4
Combat Flying Training (Individual) - Total	-	-	-	-	-
Helicopter	-	-	-	-	-
FY 1957 - THIRD QUARTER					
TOTAL	251	363	322	7	285
OFFICER - TOTAL	128	256	250	3	131
Pilot Training - Total	72	139	158	1	52
Preflight Training (Pilot)	-	105	105	-	-
Undergraduate Pilot Training - Total	65	22	39	1	47
Primary	32	8	14	1	25
Basic - Total	33	14	25	-	22
Single Engine	21	13	21	-	13
Multi-Engine	12	1	4	-	9
Specialized Pilot Training - Total c/.	7	12	14	-	5
Jet Qualification	-	7	5	-	2
Primary Pilot Instructor School	-	4	2	-	2
Basic Pilot Instructor School	7	1	7	-	1
Army Primary Flight Training	-	-	-	-	-
Tactical Reconnaissance Pilot RF-84F	-	-	-	-	-
Navigator/Aircraft Observer and Related Training Total d/.	10	33	21	-	22
Primary Basic Navigator	7	6	-	-	13
Advanced Observer ECM	3	6	-	-	9
Commanders Radar Bombing Familiarization	-	-	-	-	-
Staff Officer ECM Familiarization	-	21	21	-	-
Senior Navigator Technical Specialist	-	-	-	-	-
Combat Flying Training (Individual) - Total e/.	46	84	71	2	57
F-84	2	-	1	1	-
F-86	28	25	27	-	26
F-86D	-	-	-	-	-
F-100	-	-	-	-	-
B-47 Pilot	-	-	-	-	-
Instrument Pilot Instructor School (Jet)	4	1	5	-	-
Instrument Pilot Instructor School (Conv)	3	7	3	-	7
Interceptor Controller	6	30	20	-	16
Helicopter	3	8	3	-	8
Tactical Air Controller	-	2	2	-	-
Fighter Weapons Instructor Course	-	1	-	1	-
Ground Observer	-	10	10	-	-
Air Ground Operations School - Total	-	-	-	-	-
Air Ground Indoctrination	-	-	-	-	-
Air Ground Specialist	-	-	-	-	-

TABLE 202 - SUMMARY - USAF TRAINING OF FOREIGN PERSONNEL - FY 1942 THROUGH FY 1957 (CONTINUED)

(Table below is a modification in Type of Training By Course only over Table 188, FY 1956)

TYPE OF TRAINING BY COURSE	UNDER INSTRUCTION BEGINNING OF PERIOD	DURING PERIOD			UNDER INSTRUCTION END OF PERIOD
		Entries	Graduates	Losses	
FY 1957 - THIRD QUARTER (Cont'd)					
<u>AIRMAN - TOTAL</u>	123	107	72	4	154
Preflight Training (Pilot)	-	41	41	-	-
<u>Undergraduate Pilot Training - Total</u>	119	64	27	4	192
Primary	84	48	9	2	121
<u>Basic - Total</u>	35	16	18	2	31
Single Engine	10	7	-	1	16
Multi-Engine	25	9	18	1	15
Specialized Pilot Training - Total c/.	-	-	-	-	-
Basic Instructor School	-	-	-	-	-
<u>Navigator/Aircraft Observer and Related Training</u>					
Total d/.	4	1	4	-	1
Primary-Basic Navigator	4	1	4	-	1
<u>Combat Flying Training (Individual) - Total</u>	-	1	-	-	1
Helicopter	-	1	-	-	1
FY 1957 - FOURTH QUARTER					
<u>TOTAL</u>	285	456	391	27	323
<u>OFFICER - TOTAL</u>	131	288	260	12	147
<u>Pilot Training - Total</u>	22	208	187	3	70
Preflight Training (Pilot)	-	140	140	-	-
<u>Undergraduate Pilot Training - Total</u>	47	42	24	3	62
Primary	25	25	16	2	32
<u>Basic - Total</u>	22	17	8	1	30
Single Engine	13	3	-	1	15
Multi-Engine	9	14	8	-	15
Specialized Pilot Training - Total c/.	5	26	23	-	8
Jet Qualification	2	10	12	-	-
Primary Pilot Instructor School	2	6	8	-	-
Basic Pilot Instructor School	1	10	3	-	8
Army Primary Flight Training	-	-	-	-	-
Tactical Reconnaissance Pilot RF-84F	-	-	-	-	-
<u>Navigator/Aircraft Observer and Related Training</u>					
Total d/.	22	8	6	-	24
Primary-Basic Navigator	13	1	-	-	14
Advanced Observer ECM	9	2	1	-	10
Commander Radar Bombing Familiarization	-	1	1	-	-
Staff Officer ECM Familiarization	-	4	4	-	-
Senior Navigator Technical Specialist	-	-	-	-	-
<u>Combat Flying Training (Individual) - Total e/.</u>	27	72	67	9	53
F-84	-	-	-	-	-
F-86	26	26	23	8	21
F-86D	-	-	-	-	-
F-100	-	1	1	-	-
B-47 Pilot	-	-	-	-	-
Instrument Pilot Instructor School (Jet)	-	-	-	-	-
Instrument Pilot Instructor School (Conv)	7	4	6	1	4
Interceptor Controller	16	29	28	-	17
Helicopter	8	13	10	-	11
Tactical Air Controller	-	-	-	-	-
Fighter Weapons Instructor Course	-	-	-	-	-
Ground Observer	-	-	-	-	-
<u>Air Ground Operations School - Total</u>	-	-	-	-	-
Air Ground Indoctrination	-	-	-	-	-
Air Ground Specialist	-	-	-	-	-

TABLE 202 - SUMMARY - USAF TRAINING OF FOREIGN PERSONNEL - FY 1942 THROUGH FY 1957 (CONTINUED)

(Table below is a modification in Type of Training By Course only over Table 188, FY 1956)

TYPE OF TRAINING BY COURSE	UNDER INSTRUCTION BEGINNING OF PERIOD	DURING PERIOD			UNDER INSTRUCTION END OF PERIOD
		Entries	Graduates	Losses	
FY 1957 - FOURTH QUARTER (Cont'd)					
<u>AIRMAN - TOTAL</u>	154	168	131	15	176
Preflight Training (Pilot)	-	75	75	-	-
<u>Undergraduate Pilot Training - Total</u>	152	93	55	15	175
Primary	121	72	33	13	147
<u>Basic - Total</u>	31	21	22	2	28
Single Engine	16	21	11	1	25
Multi-Engine	15	-	11	1	3
<u>Specialized Pilot Training - Total</u> ^{c/}	-	-	-	-	-
Basic Instructor School	-	-	-	-	-
<u>Navigator/Aircraft Observer and Related Training</u>					
Total ^{d/}	1	-	-	-	1
Primary-Basic Navigator	1	-	-	-	1
<u>Combat Flying Training (Individual) - Total</u>					
Helicopter	1	-	1	-	-

a/ Not available.

b/ Includes "Air Ground Operations School" previously reported as separate table.

c/ Previously reported as "Miscellaneous Pilot Training".

d/ In accordance with AFR-50-7 as of 1 July 1956 aircraft observer designations changed to navigators.

e/ Includes "Diversified Training" reported separately in FY 1956.

Source: Personnel Statistics Division, Directorate of Statistical Services, DCS/Comptroller.

TABLE 203 - SUMMARY - TECHNICAL TRAINING OF USAF OFFICERS BY AIR TRAINING COMMAND
FY 1941 THROUGH FY 1957

(Table below is a modification of Table 189, FY 1956)

OCCUPATIONAL FIELD	UNDER INSTRUCTION (BEGINNING OF PERIOD)	DURING PERIOD			UNDER INSTRUCTION (END OF PERIOD)
		Entries	Graduates	Losses	
PISCAL YEAR SUMMARIES					
FY 1941 - TOTAL	194	532	360	10	356
FY 1942 - TOTAL	356	14,107	5,492	293	8,678
FY 1943 - TOTAL	8,678	56,796	49,552	4,744	11,178
FY 1944 - TOTAL	11,178	31,256	32,275	5,125	5,034
FY 1945 - TOTAL	5,034	40,746	30,989	5,651	9,140
FY 1946 - TOTAL	9,140	10,138	11,696	6,721	861
FY 1947 - TOTAL	861	4,587	3,650	931	867
FY 1948 - TOTAL	867	2,595	1,878	403	1,181
FY 1949 - TOTAL	1,181	3,788	2,845	245	1,879
FY 1950 - TOTAL	1,879	5,032	4,535	348	2,028
FY 1951 - TOTAL	2,028	4,911	4,766	243	1,930
FY 1952 - TOTAL	1,930	6,843	6,475	307	1,991
FY 1953 - TOTAL	1,991	6,990	6,087	199	2,695
FY 1954 - TOTAL	2,695	7,881	6,261	1,204	3,111
FY 1955 - TOTAL	3,111	7,638	8,507	537	1,705
FY 1956 - TOTAL	1,705	8,096	7,936	202	1,663
FY 1957 - TOTAL					
FY 1958 - TOTAL					
FY 1959 - TOTAL					
FY 1960 - TOTAL					
FY 1957					
<u>FY 1957 - TOTAL</u>	<u>1,663</u>	<u>4,577</u>	<u>4,865</u>	<u>174</u>	<u>1,201</u>
Combat and Operations	11	118	125	-	4
Intelligence and Psychological Warfare	92	190	209	7	66
Photography and Cartography	22	17	37	1	1
Weather	5	47	48	-	4
Communications-Electronics	294	642	570	13	353
Armament	394	928	995	63	264
Maintenance Engineering	397	1,044	1,113	36	292
Installation Engineering	-	3	-	-	3
Transportation	38	118	145	-	11
Supply	168	462	548	17	65
Production Procurement	4	-	-	4	-
Comptroller	95	402	428	5	64
Administrative Services	-	-	-	-	-
Information Services	-	11	11	-	-
Personnel	86	147	208	-	25
Education and Training	31	270	255	25	21
Air Police	15	127	112	2	28
Legal	-	-	-	-	-
Chaplain	-	25	25	-	-
Research and Development	-	-	-	-	-
Medical	-	-	-	-	-
Special Courses	11	26	36	1	-

Source: Personnel Statistics Division, Directorate of Statistical Services, DCS/Comptroller

TABLE 204 - SUMMARY - TECHNICAL TRAINING OF AIRMEN BY AIR TRAINING COMMAND -
FY 1941 THROUGH FY 1957

(Table below is a modification of Table 190, FY 1956)

CAREER FIELD	UNDER INSTRUCTION (BEGINNING OF PERIOD)	DURING PERIOD			UNDER INSTRUCTION (END OF PERIOD)
		Entries	Graduates	Losses	
FISCAL YEAR SUMMARIES					
FY 1941 - TOTAL	4,086	40,137	20,107	2,163	21,953
FY 1942 - TOTAL	21,953	162,449	99,996	13,283	71,123
FY 1943 - TOTAL	71,123	672,330	526,571	61,645	155,237
FY 1944 - TOTAL	155,237	379,558	384,384	84,850	65,561
FY 1945 - TOTAL	65,561	281,128	236,155	69,086	41,448
FY 1946 - TOTAL	41,448	117,665	84,551	53,299	21,254
FY 1947 - TOTAL	21,254	97,600	78,503	26,263	14,088
FY 1948 - TOTAL	14,088	45,831	34,717	11,174	14,028
FY 1949 - TOTAL	14,028	47,245	37,135	5,226	18,912
FY 1950 - TOTAL	18,912	68,037	52,638	9,019	25,292
FY 1951 - TOTAL	25,292	175,386	142,014	11,007	47,657
FY 1952 - TOTAL	47,657	186,745	171,007	11,878	51,517
FY 1953 - TOTAL	51,517	168,592	158,912	12,057	49,140
FY 1954 - TOTAL	49,140	132,568	128,158	13,031	40,519
FY 1955 - TOTAL	40,519	150,051	124,061	21,143	45,366
FY 1956 - TOTAL	45,366	134,185	127,704	13,025	38,822
FY 1957					
<u>FY 1957 - TOTAL</u>	<u>38,822</u>	<u>127,569</u>	<u>125,651</u>	<u>11,401</u>	<u>29,339</u>
<u>HIGHLY TECHNICAL - TOTAL</u>	<u>14,296</u>	<u>34,894</u>	<u>33,780</u>	<u>4,343</u>	<u>11,067</u>
Intelligence	258	778	795	77	164
Weather	1,224	2,233	2,604	337	516
Air Traffic Control and Warning	1,293	7,518	7,202	707	902
Radio-Radar Systems	6,920	16,140	14,748	2,117	6,195
Pilotless Aircraft Guidance and Control	300	769	749	171	149
Armament Systems Maintenance	3,502	6,332	6,294	792	2,748
Atomic Weapons	161	386	367	44	136
Training Devices Maintenance	310	132	302	60	80
Intricate Equipment Maintenance	328	582	695	38	177
Rocket Propulsion	-	24	24	-	-
<u>TECHNICAL - TOTAL</u>	<u>18,838</u>	<u>71,335</u>	<u>69,400</u>	<u>5,453</u>	<u>15,320</u>
Communications Operations	3,774	10,037	11,227	674	1,910
Wire Maintenance	1,130	2,692	2,898	313	611
Aircraft Accessories Maintenance	2,277	8,108	7,592	724	2,069
Aircraft and Engine Maintenance	7,459	29,975	28,122	2,292	7,020
Munitions and Weapons Maintenance	1,434	4,892	5,345	229	752
Metal Working	486	1,649	1,636	181	318
Air Crew Protection	71	401	379	26	67
Production Control	40	171	122	24	65
Procurement	-	49	35	-	14
Finance, Accounting and Auditing	320	1,494	1,532	93	189
Statistical Services, Machine Accounting	207	865	841	92	139
Administrative	313	1,406	1,370	135	214
Personnel	600	2,977	2,718	51	808
Education and Training	727	5,549	4,959	590	727
Medical	-	1,070	624	29	417
<u>SEMI-TECHNICAL - TOTAL</u>	<u>3,386</u>	<u>12,171</u>	<u>12,903</u>	<u>1,034</u>	<u>1,620</u>
Photomapping	10	130	113	-	27
Photographic	219	400	582	19	18
Vehicle Maintenance	1,193	2,836	3,152	435	442
Utilities	478	1,522	1,629	117	254
Supply	1,486	7,216	7,360	463	-879
Information	-	67	67	-	-
<u>NON-TECHNICAL - TOTAL</u>	<u>2,173</u>	<u>8,276</u>	<u>8,846</u>	<u>437</u>	<u>1,166</u>
Firefighting	103	615	667	9	42
Fabric, Leather, and Rubber	256	1,323	1,293	127	159
Marine	6	18	24	-	-
Transportation	405	1,942	1,970	88	289
Food Service	716	717	1,322	56	55
Air Police	687	3,661	3,570	157	621
<u>REPORTING CODES - TOTAL</u>	<u>129</u>	<u>893</u>	<u>722</u>	<u>134</u>	<u>166</u>

Source: Personnel Statistics Division, Directorate of Statistical Services, DCS/Comptroller

TABLE 205 - SUMMARY - TECHNICAL TRAINING OF WAF OFFICERS BY AIR TRAINING COMMAND -
FY 1950 THROUGH FY 1957

(Table below is a modification of Table 191, FY 1956)

OCCUPATIONAL FIELD	UNDER INSTRUCTION (BEGINNING OF PERIOD)	DURING PERIOD			UNDER INSTRUCTION (END OF PERIOD)
		Entries	Graduates	Losses	
FISCAL YEAR SUMMARIES					
FY 1950 - TOTAL	8	15	19	-	4
FY 1951 - TOTAL	4	13	13	-	4
FY 1952 - TOTAL	4	29	22	-	11
FY 1953 - TOTAL	11	109	94	6	20
FY 1954 - TOTAL	20	111	108	12	11
FY 1955 - TOTAL	11	73	62	10	12
FY 1956 - TOTAL	12	40	37	4	11
FY 1957 - TOTAL					
FY 1958 - TOTAL					
FY 1959 - TOTAL					
FY 1960 - TOTAL					
FY 1957					
<u>FY 1957 - TOTAL</u>	<u>11</u>	<u>31</u>	<u>29</u>	<u>-</u>	<u>13</u>
INTELLIGENCE AND PSYCHOLOGICAL WARFARE - TOTAL	-	6	6	-	-
TRANSPORTATION - TOTAL	-	2	2	-	-
SUPPLY - TOTAL	1	1	2	-	-
COMPTROLLER - TOTAL	1	2	2	-	1
PERSONNEL - TOTAL	9	13	11	-	11
EDUCATION AND TRAINING - TOTAL	-	6	5	-	1
SPECIAL COURSES - TOTAL	-	1	1	-	-

Source: Personnel Statistics Division, Directorate of Statistical Services, DCS/Comptroller

TABLE 206 - SUMMARY - TECHNICAL TRAINING OF WAF AIRMEN BY AIR TRAINING COMMAND -
FY 1950 THROUGH FY 1957

(Table below is a modification of Table 192, FY 1956)

CAREER FIELD	UNDER INSTRUCTION (BEGINNING OF PERIOD)	DURING PERIOD			UNDER INSTRUCTION (END OF PERIOD)
		Entries	Graduates	Losses	
FISCAL YEAR SUMMARIES					
FY 1950 - TOTAL	234	1,502	1,250	94	412
FY 1951 - TOTAL	412	2,532	2,214	96	634
FY 1952 - TOTAL	634	2,600	2,351	257	626
FY 1953 - TOTAL	626	3,968	3,521	334	739
FY 1954 - TOTAL	739	2,601	2,208	395	737
FY 1955 - TOTAL	737	1,559	1,902	217	177
FY 1956 - TOTAL	177	2,101	1,556	140	582
FY 1957 - TOTAL					
FY 1958 - TOTAL					
FY 1959 - TOTAL					
FY 1960 - TOTAL					
FY 1957					
<u>FY 1957 - TOTAL</u>	<u>582</u>	<u>1,940</u>	<u>2,241</u>	<u>201</u>	<u>80</u>
<u>HIGHLY TECHNICAL - TOTAL</u>	<u>60</u>	<u>230</u>	<u>240</u>	<u>16</u>	<u>34</u>
Intelligence	21	9	25	5	-
Weather	23	74	78	6	13
Air Traffic Control and Warning	10	145	131	5	19
Radio-Radar Systems	1	2	1	-	2
Intricate Equipment Maintenance	5	-	5	-	-
<u>TECHNICAL - TOTAL</u>	<u>430</u>	<u>1,408</u>	<u>1,643</u>	<u>149</u>	<u>46</u>
Communications Operations	149	566	657	53	5
Wire Maintenance	-	1	1	-	-
Aircraft Accessories Maintenance	-	1	-	1	-
Munitions and Weapons Maintenance	-	1	1	-	-
Finance, Accounting and Auditing	62	149	186	21	4
Statistical Services and Machine					
Accounting	30	98	110	7	11
Administrative	99	359	398	41	19
Personnel	84	169	242	9	2
Education and Training	6	59	46	14	5
Medical	-	5	2	3	-
<u>SEMI-TECHNICAL - TOTAL</u>	<u>51</u>	<u>168</u>	<u>193</u>	<u>26</u>	<u>-</u>
Photomapping	-	2	2	-	-
Photographic	-	7	7	-	-
Supply	51	159	184	26	-
<u>NON-TECHNICAL - TOTAL</u>	<u>40</u>	<u>130</u>	<u>160</u>	<u>10</u>	<u>-</u>
Fabric, Leather and Rubber	-	5	5	-	-
Transportation	38	122	151	9	-
Food Service	2	3	4	1	-
<u>REPORTING CODES - TOTAL</u>	<u>1</u>	<u>4</u>	<u>5</u>	<u>-</u>	<u>-</u>

Source: Personnel Statistics Division, Directorate of Statistical Services, DCS/Comptroller

TABLE 207 - SUMMARY - TECHNICAL TRAINING OF US ARMY PERSONNEL BY AIR TRAINING COMMAND -
LAST HALF FY 1949 THROUGH FY 1957

(Table below is a modification of Table 182, FY 1956)

TYPE OF PERSONNEL	UNDER INSTRUCTION (BEGINNING OF PERIOD)	DURING PERIOD			UNDER INSTRUCTION (END OF PERIOD)
		Entries	Graduates	Losses	
FISCAL YEAR SUMMARIES					
<u>LAST HALF FY 1949 - TOTAL</u>	-	-	<u>133</u>	<u>19</u>	<u>82</u>
OFFICER - TOTAL	-	-	16	2	2
AIRMAN - TOTAL	-	-	117	17	80
<u>FY 1950 - TOTAL</u>	<u>82</u>	<u>363</u>	<u>344</u>	<u>19</u>	<u>82</u>
OFFICER - TOTAL	2	42	36	1	7
AIRMAN - TOTAL	80	321	308	18	75
<u>FY 1951 - TOTAL</u>	<u>82</u>	<u>798</u>	<u>674</u>	<u>19</u>	<u>187</u>
OFFICER - TOTAL	7	72	79	-	-
AIRMAN - TOTAL	75	726	595	19	187
<u>FY 1952 - TOTAL</u>	<u>187</u>	<u>2,305</u>	<u>1,806</u>	<u>119</u>	<u>567</u>
OFFICER - TOTAL	-	18	18	-	-
AIRMAN - TOTAL	187	2,287	1,788	119	567
<u>FY 1953 - TOTAL</u>	<u>567</u>	<u>2,286</u>	<u>2,161</u>	<u>112</u>	<u>580</u>
OFFICER - TOTAL	-	1	-	-	1
AIRMAN - TOTAL	567	2,285	2,161	112	579
<u>FY 1954 - TOTAL</u>	<u>580</u>	<u>3,567</u>	<u>2,922</u>	<u>161</u>	<u>1,064</u>
OFFICER - TOTAL	1	2	3	-	-
AIRMAN - TOTAL	579	3,565	2,919	161	1,064
<u>FY 1955 - TOTAL</u>	<u>1,064</u>	<u>1,517</u>	<u>2,444</u>	<u>82</u>	<u>55</u>
OFFICER - TOTAL	-	-	-	-	-
AIRMAN - TOTAL	1,064	1,517	2,444	82	55
<u>FY 1956 - TOTAL</u>	<u>55</u>	<u>1,187</u>	<u>814</u>	<u>68</u>	<u>360</u>
OFFICER - TOTAL	-	3	3	-	-
AIRMAN - TOTAL	55	1,184	811	68	360
<u>FY 1957 - TOTAL</u>	<u>360</u>	<u>466</u>	<u>688</u>	<u>56</u>	<u>82</u>
OFFICER - TOTAL	-	1	1	-	-
AIRMAN - TOTAL	360	465	687	56	82
<u>FY 1958 - TOTAL</u>					
OFFICER - TOTAL					
AIRMAN - TOTAL					
<u>FY 1959 - TOTAL</u>					
OFFICER - TOTAL					
AIRMAN - TOTAL					
<u>FY 1960 - TOTAL</u>					
OFFICER - TOTAL					
AIRMAN - TOTAL					

Source: Personnel Statistics Division, Directorate of Statistical Services, DCS/Comptroller

TABLE 208 - SUMMARY - TECHNICAL TRAINING OF US NAVY PERSONNEL BY AIR TRAINING COMMAND -
LAST HALF FY 1949 THROUGH FY 1957

TYPE OF PERSONNEL	UNDER INSTRUCTION (BEGINNING OF PERIOD)	DURING PERIOD			UNDER INSTRUCTION (END OF PERIOD)
		Entries	Graduates	Losses	
FISCAL YEAR SUMMARIES					
<u>LAST HALF FY 1949 - TOTAL</u>	-	-	<u>47</u>	<u>2</u>	<u>27</u>
OFFICER - TOTAL	-	-	25	1	16
AIRMAN - TOTAL	-	-	22	1	11
<u>FY 1950 - TOTAL</u>	<u>27</u>	<u>88</u>	<u>92</u>	<u>3</u>	<u>20</u>
OFFICER - TOTAL	16	50	54	-	12
AIRMAN - TOTAL	11	38	38	3	8
<u>FY 1951 - TOTAL</u>	<u>20</u>	<u>48</u>	<u>65</u>	-	<u>3</u>
OFFICER - TOTAL	12	29	41	-	-
AIRMAN - TOTAL	8	19	24	-	3
<u>FY 1952 - TOTAL</u>	<u>3</u>	<u>107</u>	<u>87</u>	<u>3</u>	<u>20</u>
OFFICER - TOTAL	-	5	5	-	-
AIRMAN - TOTAL	3	102	82	3	20
<u>FY 1953 - TOTAL</u>	<u>20</u>	<u>77</u>	<u>82</u>	<u>8</u>	<u>7</u>
OFFICER - TOTAL	-	-	-	-	-
AIRMAN - TOTAL	20	77	82	8	7
<u>FY 1954 - TOTAL</u>	<u>7</u>	<u>120</u>	<u>98</u>	<u>2</u>	<u>27</u>
OFFICER - TOTAL	-	10	10	-	-
AIRMAN - TOTAL	7	110	88	2	27
<u>FY 1955 - TOTAL</u>	<u>27</u>	<u>122</u>	<u>131</u>	<u>4</u>	<u>14</u>
OFFICER - TOTAL	-	13	10	1	2
AIRMAN - TOTAL	27	109	121	3	12
<u>FY 1956 - TOTAL</u>	<u>14</u>	<u>589</u>	<u>457</u>	<u>16</u>	<u>130</u>
OFFICER - TOTAL	2	5	4	3	-
AIRMAN - TOTAL	12	584	453	13	130
<u>FY 1957 - TOTAL</u>	<u>130</u>	<u>764</u>	<u>767</u>	<u>9</u>	<u>118</u>
OFFICER - TOTAL	-	2	2	-	-
AIRMAN - TOTAL	130	762	765	9	118
<u>FY 1958 - TOTAL</u>					
OFFICER - TOTAL					
AIRMAN - TOTAL					
<u>FY 1959 - TOTAL</u>					
OFFICER - TOTAL					
AIRMAN - TOTAL					
<u>FY 1960 - TOTAL</u>					
OFFICER - TOTAL					
AIRMAN - TOTAL					

Source: Personnel Statistics Division, Directorate of Statistical Services, DCS/Comptroller

TABLE 209 - SUMMARY - USAF PROFESSIONAL, TECHNOLOGICAL, AND COLLEGIATE TRAINING OF USAF OFFICERS BY AIR UNIVERSITY - FY 1951 THROUGH FY 1957

TYPE OF TRAINING BY COURSE	UNDER INSTRUCTION (BEGINNING OF PERIOD)	DURING PERIOD			UNDER INSTRUCTION (END OF PERIOD)
		Entries	Graduates	Losses	
FISCAL YEAR SUMMARIES					
<u>FY 1951 - TOTAL</u>	<u>1,109</u>	<u>4,374</u>	<u>4,575</u>	<u>227</u>	<u>681</u>
AIR COMMAND AND STAFF SCHOOL - TOTAL	784	3,175	3,253	193	513
AIR WAR COLLEGE - TOTAL	-	100	99	1	-
USAF INSTITUTE OF TECHNOLOGY - TOTAL	314	221	373	25	137
USAF SCHOOL OF AVIATION MEDICINE - TOTAL	11	878	850	8	31
<u>FY 1952 - TOTAL</u>	<u>681</u>	<u>9,208</u>	<u>8,356</u>	<u>82</u>	<u>1,451</u>
AIR COMMAND AND STAFF SCHOOL - TOTAL	513	6,220	5,717	39	977
AIR WAR COLLEGE - TOTAL	-	105	105	-	-
USAF INSTITUTE OF TECHNOLOGY - TOTAL	137	364	237	19	245
USAF SCHOOL OF AVIATION MEDICINE - TOTAL	31	2,519	2,297	24	229
<u>FY 1953 - TOTAL</u>	<u>1,451</u>	<u>10,639</u>	<u>11,062</u>	<u>166</u>	<u>862</u>
AIR COMMAND AND STAFF SCHOOL - TOTAL	977	6,432	7,085	89	235
AIR WAR COLLEGE - TOTAL	-	124	124	-	-
USAF INSTITUTE OF TECHNOLOGY - TOTAL	245	306	218	20	313
USAF SCHOOL OF AVIATION MEDICINE - TOTAL	229	3,777	3,635	57	314
<u>FY 1954 - TOTAL</u>	<u>862</u>	<u>9,002</u>	<u>8,727</u>	<u>287</u>	<u>850</u>
AIR COMMAND AND STAFF SCHOOL - TOTAL	235	5,648	5,580	123	180
AIR WAR COLLEGE - TOTAL	-	130	129	1	-
USAF INSTITUTE OF TECHNOLOGY - TOTAL	313	501	354	44	416
USAF SCHOOL OF AVIATION MEDICINE - TOTAL	314	2,723	2,664	119	254
<u>FY 1955 - TOTAL</u>	<u>850</u>	<u>9,283</u>	<u>8,688</u>	<u>135</u>	<u>1,310</u>
AIR COMMAND AND STAFF SCHOOL - TOTAL	180	5,351	4,650	41	840
AIR WAR COLLEGE - TOTAL	-	131	131	-	-
USAF INSTITUTE OF TECHNOLOGY - TOTAL	416	497	527	25	361
USAF SCHOOL OF AVIATION MEDICINE - TOTAL	254	3,304	3,380	69	109
<u>FY 1956 - TOTAL</u>	<u>2,402</u>	<u>11,266</u>	<u>11,051</u>	<u>131</u>	<u>2,486</u>
AIR COMMAND AND STAFF SCHOOL - TOTAL	840	5,964	6,016	41	747
AIR WAR COLLEGE - TOTAL	-	131	131	-	-
DEPARTMENT OF DEFENSE COLLEGES - TOTAL	125	184	161	1	147
USAF INSTITUTE OF TECHNOLOGY - TOTAL	1,328	1,670	1,472	63	1,463
USAF SCHOOL OF AVIATION MEDICINE - TOTAL	109	3,317	3,271	26	129
FY 1957					
<u>FY 1957 - TOTAL</u>	<u>2,486</u>	<u>11,349</u>	<u>10,332</u>	<u>268</u>	<u>3,235</u>
<u>AIR COMMAND AND STAFF SCHOOL - TOTAL</u>	<u>747</u>	<u>4,869</u>	<u>4,827</u>	<u>35</u>	<u>754</u>
Academic Instructor	196	643	664	4	171
Air Weapons, Refresher	-	66	63	3	-
Command and Staff School	-	785	782	3	-
Squadron Officer School	551	1,797	1,746	19	583
Weapons Employment Indoctrination Course	-	115	115	-	-
Weapons Orientation	-	1,463	1,457	6	-
<u>AIR WAR COLLEGE - TOTAL</u>	<u>-</u>	<u>133</u>	<u>133</u>	<u>-</u>	<u>-</u>
<u>DEPARTMENT OF DEFENSE COLLEGES - TOTAL</u>	<u>147</u>	<u>219</u>	<u>325</u>	<u>41</u>	<u>-</u>
Armed Forces Staff College	70	135	182	23	-
Industrial College of Armed Forces	34	44	69	9	-
National War College	43	40	74	9	-
<u>USAF INSTITUTE OF TECHNOLOGY - TOTAL</u>	<u>1,268</u>	<u>1,810</u>	<u>1,231</u>	<u>100</u>	<u>1,747</u>
Advanced Management	184	240	166	4	254
Aeronautical Engineering	157	124	99	12	170
Armament Engineering	24	24	9	23	16
Business Administration	149	261	127	4	279
Chemical Engineering	1	-	-	-	1

TABLE 209 - SUMMARY - USAF PROFESSIONAL, TECHNOLOGICAL, AND COLLEGIATE TRAINING OF USAF OFFICERS BY AIR UNIVERSITY - FY 1951 THROUGH FY 1957 (CONTINUED)

TYPE OF TRAINING BY COURSE	UNDER INSTRUCTION (BEGINNING OF PERIOD)	DURING PERIOD			UNDER INSTRUCTION (END OF PERIOD)
		Entries	Graduates	Losses	
FY 1957 - (CONTINUED)					
<u>USAF INSTITUTE OF TECHNOLOGY - (CONTINUED)</u>					
Chemistry	5	13	4	-	14
Civil Engineering	50	208	219	3	36
Education	8	6	7	1	6
Electrical Engineering	206	164	121	14	235
Geophysics	3	3	3	-	3
Guided Missiles	10	12	-	1	21
Industrial Engineering	53	69	23	-	99
Language	54	154	150	6	52
Mathematics	16	34	6	4	40
Mechanical Engineering	29	23	10	3	39
Meteorology	131	261	136	6	250
Nuclear Engineering	23	25	20	3	25
Petroleum Engineering	2	3	-	-	5
Photography	12	12	4	-	20
Physics	2	7	-	-	9
Political and Social Science	77	89	57	1	108
Psychology	6	8	3	-	11
Training in Industry	61	60	66	2	53
All Other	5	10	1	13	1
<u>USAF SCHOOL OF AVIATION MEDICINE - TOTAL</u>	<u>324</u>	<u>4,318</u>	<u>3,816</u>	<u>22</u>	<u>734</u>
Aviation Medicine, Advanced	9	17	19	-	7
Aviation Medicine, Primary	-	309	306	3	-
Aviation Medicine, Review	-	38	38	-	-
Civilian Hospitals	195	679	380	14	480
Clinical Laboratory	-	20	20	-	-
Dental Officer, Refresher	-	53	53	-	-
Dental Officer, Review	-	25	25	-	-
Flight Nurse	-	138	136	2	-
Flight Surgeon, Refresher	-	5	5	-	-
Hospital Administration, Refresher	-	55	55	-	-
Medical Administration, Basic	103	262	274	69	22
Medical ASP C Fuel St.	-	27	27	-	-
Medical Orientation, Basic	-	2,312	2,115	2	195
Medical Supply Officer	-	55	25	-	30
Medical Supply Symposium	-	65	65	-	-
Physiological Training Officer	-	28	26	2	-
Physiological Training Officer, Symposium	-	83	83	-	-
Veterinary Officer, Basic	-	79	79	-	-
Wing Base Dental Surgeon	17	68	85	-	-
<u>FIRST QUARTER - TOTAL</u>	<u>2,486</u>	<u>4,418</u>	<u>2,644</u>	<u>35</u>	<u>4,225</u>
<u>AIR COMMAND AND STAFF SCHOOL - TOTAL</u>	<u>747</u>	<u>1,937</u>	<u>1,231</u>	<u>10</u>	<u>1,443</u>
Academic Instructor	196	236	385	1	46
Air Weapons, Refresher	-	15	14	1	-
Command and Staff School	-	785	-	-	785
Squadron Officer School	551	612	545	6	612
Weapons Employment Indoctrination Course	-	46	46	-	-
Weapons Orientation	-	243	241	2	-
<u>AIR WAR COLLEGE - TOTAL</u>	<u>-</u>	<u>133</u>	<u>-</u>	<u>-</u>	<u>133</u>
<u>DEPARTMENT OF DEFENSE COLLEGES - TOTAL</u>	<u>147</u>	<u>141</u>	<u>122</u>	<u>-</u>	<u>166</u>
Armed Forces Staff College	70	69	52	-	87
Industrial College of Armed Forces	34	34	30	-	38
National War College	43	38	40	-	41
<u>USAF INSTITUTE OF TECHNOLOGY - TOTAL</u>	<u>1,268</u>	<u>898</u>	<u>439</u>	<u>17</u>	<u>1,710</u>
Advanced Management	184	141	115	1	209
Aeronautical Engineering	157	78	59	4	172
Armament Engineering	24	24	9	-	39
Business Administration	149	141	14	1	275
Chemical Engineering	1	-	-	-	1
Chemistry	5	6	2	-	9
Civil Engineering	50	69	13	1	105
Education	8	4	3	-	9

TABLE 209 - SUMMARY - USAF PROFESSIONAL, TECHNOLOGICAL, AND COLLEGIATE TRAINING OF USAF OFFICERS BY AIR UNIVERSITY - FY 1951 THROUGH FY 1957 (CONTINUED)

TYPE OF TRAINING BY COURSE	UNDER INSTRUCTION (BEGINNING OF PERIOD)	DURING PERIOD			UNDER INSTRUCTION (END OF PERIOD)
		Entries	Graduates	Losses	
FY 1957 - (CONTINUED)					
<u>USAF INSTITUTE OF TECHNOLOGY - (CONTINUED)</u>					
Electrical Engineering	206	84	66	5	219
Geophysics	3	2	2	-	3
Guided Missiles	10	9	-	-	19
Industrial Engineering	53	30	17	-	66
Language	54	54	18	2	88
Mathematics	16	17	1	1	31
Mechanical Engineering	29	13	2	-	40
Meteorology	131	126	57	1	199
Nuclear Engineering	23	22	3	-	42
Petroleum Engineering	2	-	-	-	2
Photography	12	5	-	-	17
Physics	2	4	-	-	6
Political and Social Science	77	44	36	-	85
Psychology	6	3	-	-	9
Training in Industry	61	15	22	1	53
All Other	5	7	-	-	12
<u>USAF SCHOOL OF AVIATION MEDICINE - TOTAL</u>	<u>324</u>	<u>1,309</u>	<u>852</u>	<u>8</u>	<u>773</u>
Aviation Medicine, Advanced	9	17	9	-	17
Aviation Medicine, Primary	-	103	-	1	102
Aviation Medicine, Review	-	-	-	-	-
Civilian Hospitals	195	197	26	4	362
Clinical Laboratory	-	-	-	-	-
Dental Officer, Refresher	-	10	10	-	-
Dental Officer, Review	-	-	-	-	-
Flight Nurse	-	24	-	-	24
Flight Surgeon, Refresher	-	-	-	-	-
Hospital Administration, Refresher	-	22	-	-	22
Medical Administration, Basic	103	158	228	3	30
Medical ASP C Fuel St.	-	-	-	-	-
Medical Orientation, Basic	-	661	476	-	185
Medical Supply Officer	-	-	-	-	-
Medical Supply Symposium	-	17	-	-	17
Physiological Training Officer	-	59	59	-	-
Physiological Training Officer, Symposium	-	30	16	-	14
Veterinary Officer, Basic	-	11	28	-	-
Wing Base Dental Surgeon	17	-	-	-	-
<u>SECOND QUARTER - TOTAL</u>	<u>4,225</u>	<u>2,038</u>	<u>2,672</u>	<u>57</u>	<u>3,534</u>
<u>AIR COMMAND AND STAFF SCHOOL - TOTAL</u>	<u>1,443</u>	<u>494</u>	<u>1,147</u>	<u>7</u>	<u>783</u>
Academic Instructor	46	47	93	-	-
Air Weapons, Refresher	-	22	22	-	-
Command and Staff School	785	-	-	2	783
Squadron Officer School	612	-	607	5	-
Weapons Employment Indoctrination Course	-	35	35	-	-
Weapons Orientation	-	390	390	-	-
<u>AIR WAR COLLEGE - TOTAL</u>	<u>133</u>	-	-	-	<u>133</u>
<u>DEPARTMENT OF DEFENSE COLLEGES - TOTAL</u>	<u>166</u>	<u>7</u>	<u>1</u>	-	<u>172</u>
Armed Forces Staff College	87	-	1	-	86
Industrial College of Armed Forces	38	5	-	-	43
National War College	41	2	-	-	43
<u>USAF INSTITUTE OF TECHNOLOGY - TOTAL</u>	<u>1,710</u>	<u>101</u>	<u>140</u>	<u>34</u>	<u>1,637</u>
Advanced Management	209	-	12	1	196
Aeronautical Engineering	172	3	1	-	174
Armament Engineering	39	-	-	21	18
Business Administration	275	-	3	1	271
Chemical Engineering	1	-	-	-	1
Chemistry	9	1	2	-	8
Civil Engineering	105	42	63	1	83
Education	9	-	1	-	8
Electrical Engineering	219	21	2	1	237
Geophysics	3	-	-	-	3
Guided Missiles	19	-	-	-	19

TABLE 209 - SUMMARY - USAF PROFESSIONAL, TECHNOLOGICAL, AND COLLEGIATE TRAINING OF USAF OFFICERS BY AIR UNIVERSITY - FY 1951 THROUGH FY 1957 (CONTINUED)

TYPE OF TRAINING BY COURSE	UNDER INSTRUCTION (BEGINNING OF PERIOD)	DURING PERIOD			UNDER INSTRUCTION (END OF PERIOD)
		Entries	Graduates	Losses	
FY 1957 - (CONTINUED)					
<u>USAF INSTITUTE OF TECHNOLOGY - (CONTINUED)</u>					
Industrial Engineering	66	-	1	-	65
Language	88	31	40	3	76
Mathematics	31	1	-	1	31
Mechanical Engineering	40	-	-	1	39
Meteorology	199	2	-	3	198
Nuclear Engineering	42	-	-	-	42
Petroleum Engineering	2	-	-	-	2
Photography	17	-	-	-	17
Physics	6	-	-	-	6
Political and Social Science	85	-	3	1	81
Psychology	9	-	-	-	9
Training in Industry	53	-	11	-	42
All Other	12	-	1	-	11
<u>USAF SCHOOL OF AVIATION MEDICINE - TOTAL</u>	<u>773</u>	<u>1,436</u>	<u>1,384</u>	<u>16</u>	<u>809</u>
Aviation Medicine, Advanced	17	-	-	-	17
Aviation Medicine, Primary	102	93	194	1	-
Aviation Medicine, Review	-	-	-	-	-
Civilian Hospitals	362	450	17	3	792
Clinical Laboratory	-	-	-	-	-
Dental Officer, Refresher	-	20	20	-	-
Dental Officer, Review	-	-	-	-	-
Flight Nurse	24	28	52	-	-
Flight Surgeon, Refresher	-	-	-	-	-
Hospital Administration, Refresher	22	-	22	-	-
Medical Administration, Basic	30	1	22	9	-
Medical ASP C Fuel St.	-	27	27	-	-
Medical Orientation, Basic	185	751	934	2	-
Medical Supply Officer	-	9	9	-	-
Medical Supply Symposium	-	21	21	-	-
Physiological Training Officer	17	-	16	1	-
Physiological Training Officer, Symposium	-	-	-	-	-
Veterinary Officer, Basic	14	18	32	-	-
Wing Base Dental Surgeon	-	18	18	-	-
<u>THIRD QUARTER - TOTAL</u>	<u>3,534</u>	<u>2,626</u>	<u>1,516</u>	<u>109</u>	<u>4,535</u>
<u>AIR COMMAND AND STAFF SCHOOL - TOTAL</u>	<u>783</u>	<u>1,278</u>	<u>629</u>	<u>6</u>	<u>1,426</u>
Academic Instructor	-	98	51	-	47
Air Weapons, Refresher	-	29	27	2	-
Command and Staff School	783	-	-	-	783
Squadron Officer School	-	598	-	2	596
Weapons Employment Indoctrination Course	-	-	-	-	-
Weapons Orientation	-	553	551	2	-
<u>AIR WAR COLLEGE - TOTAL</u>	<u>133</u>	-	-	-	<u>133</u>
<u>DEPARTMENT OF DEFENSE COLLEGES - TOTAL</u>	<u>172</u>	<u>71</u>	<u>64</u>	<u>41</u>	<u>138</u>
Armed Forces Staff College	86	66	64	23	65
Industrial College of Armed Forces	43	5	-	9	39
National War College	43	-	-	9	34
<u>USAF INSTITUTE OF TECHNOLOGY - TOTAL</u>	<u>1,637</u>	<u>469</u>	<u>260</u>	<u>28</u>	<u>1,818</u>
Advanced Management	196	28	25	1	198
Aeronautical Engineering	174	29	8	4	191
Armament Engineering	18	-	-	-	18
Business Administration	271	90	48	1	312
Chemical Engineering	1	-	-	-	1
Chemistry	8	1	-	-	9
Civil Engineering	83	89	54	-	118
Education	8	-	2	-	6
Electrical Engineering	237	29	40	1	225
Geophysics	3	-	-	-	3
Guided Missiles	19	-	-	-	19
Industrial Engineering	65	27	1	-	91
Language	76	40	33	1	82

TABLE 209 - SUMMARY - USAF PROFESSIONAL, TECHNOLOGICAL, AND COLLEGIATE TRAINING OF USAF OFFICERS BY AIR UNIVERSITY - FY 1951 THROUGH FY 1957 (CONTINUED)

TYPE OF TRAINING BY COURSE	UNDER INSTRUCTION (BEGINNING OF PERIOD)	DURING PERIOD			UNDER INSTRUCTION (END OF PERIOD)
		Entries	Graduates	Losses	
FY 1957 - (CONTINUED)					
<u>USAF INSTITUTE OF TECHNOLOGY - (CONTINUED)</u>					
Mathematics	31	4	2	2	31
Mechanical Engineering	39	3	3	1	38
Meteorology	198	74	21	1	250
Nuclear Engineering	42	-	10	2	30
Petroleum Engineering	2	1	-	-	3
Photography	17	1	1	-	17
Physics	6	1	-	-	7
Political and Social Science	81	11	3	-	89
Psychology	9	3	1	-	11
Training in Industry	42	35	8	1	68
All Other	11	3	-	13	1
<u>USAF SCHOOL OF AVIATION MEDICINE - TOTAL</u>	<u>809</u>	<u>808</u>	<u>563</u>	<u>34</u>	<u>1,020</u>
Aviation Medicine, Advanced	17	-	-	-	17
Aviation Medicine, Primary	-	55	-	-	55
Aviation Medicine, Review	-	38	38	-	-
Civilian Hospitals	792	18	14	5	791
Clinical Laboratory	-	20	-	-	20
Dental Officer, Refresher	-	23	23	-	-
Dental Officer, Review	-	25	25	-	-
Flight Nurse	-	66	39	2	25
Flight Surgeon, Refresher	-	-	-	-	-
Hospital Administration, Refresher	-	19	19	-	-
Medical Administration, Basic	-	51	-	27	24
Medical ASP C Puel St.	-	-	-	-	-
Medical Orientation, Basic	-	398	339	-	59
Medical Supply Officer	-	16	-	-	16
Medical Supply Symposium	-	21	21	-	-
Physiological Training Officer	-	-	-	-	-
Physiological Training Officer, Symposium	-	24	24	-	-
Veterinary Officer, Basic	-	13	-	-	13
Wing Base Dental Surgeon	-	21	21	-	-
<u>FOURTH QUARTER - TOTAL</u>	<u>4,535</u>	<u>2,267</u>	<u>3,500</u>	<u>67</u>	<u>3,235</u>
<u>AIR COMMAND AND STAFF SCHOOL - TOTAL</u>	<u>1,426</u>	<u>1,160</u>	<u>1,820</u>	<u>12</u>	<u>754</u>
Academic Instructor	47	262	135	3	171
Air Weapons, Refresher	-	-	-	-	-
Command and Staff School	783	-	782	1	-
Squadron Officer School	596	587	594	6	583
Weapons Employment Indoctrination Course	-	34	34	-	-
Weapons Orientation	-	277	275	2	-
<u>AIR WAR COLLEGE - TOTAL</u>	<u>133</u>	<u>-</u>	<u>133</u>	<u>-</u>	<u>-</u>
<u>DEPARTMENT OF DEFENSE COLLEGES - TOTAL</u>	<u>138</u>	<u>-</u>	<u>138</u>	<u>-</u>	<u>-</u>
Armed Forces Staff College	65	-	65	-	-
Industrial College of Armed Forces	39	-	39	-	-
National War College	34	-	34	-	-
<u>USAF INSTITUTE OF TECHNOLOGY - TOTAL</u>	<u>1,818</u>	<u>342</u>	<u>392</u>	<u>21</u>	<u>1,747</u>
Advanced Management	198	71	14	1	254
Aeronautical Engineering	191	14	31	4	170
Armament Engineering	18	-	-	2	16
Business Administration	312	30	62	1	279
Chemical Engineering	1	-	-	-	1
Chemistry	9	5	-	-	14
Civil Engineering	118	8	89	1	36
Education	6	2	1	1	6
Electrical Engineering	225	30	13	7	235
Geophysics	3	1	1	-	3
Guided Missiles	19	3	-	1	21
Industrial Engineering	91	12	4	-	99
Language	82	29	59	-	52
Mathematics	31	12	3	-	40
Mechanical Engineering	38	7	5	1	39
Meteorology	250	59	58	1	250

TABLE 209 - SUMMARY - USAF PROFESSIONAL, TECHNOLOGICAL, AND COLLEGIATE TRAINING OF USAF OFFICERS BY AIR UNIVERSITY - FY 1951 THROUGH FY 1957 (CONTINUED)

TYPE OF TRAINING BY COURSE	UNDER INSTRUCTION (BEGINNING OF PERIOD)	DURING PERIOD			UNDER INSTRUCTION (END OF PERIOD)
		Entries	Graduates	Losses	
FY 1957 - (CONTINUED)					
<u>USAF INSTITUTE OF TECHNOLOGY - (CONTINUED)</u>					
Nuclear Engineering	30	3	7	1	25
Petroleum Engineering	3	2	-	-	5
Photography	17	6	3	-	20
Physics	7	2	-	-	9
Political and Social Science	89	34	15	-	108
Psychology	11	2	2	-	11
Training in Industry	68	10	25	-	53
All Other	1	-	-	-	1
<u>USAF SCHOOL OF AVIATION MEDICINE - TOTAL</u>	<u>1,020</u>	<u>765</u>	<u>1,017</u>	<u>34</u>	<u>734</u>
Aviation Medicine, Advanced	17	-	10	-	7
Aviation Medicine, Primary	55	58	112	1	-
Aviation Medicine, Review	-	-	-	-	-
Civilian Hospitals	791	14	323	2	480
Clinical Laboratory	20	-	20	-	-
Dental Officer, Refresher	-	-	-	-	-
Dental Officer, Review	-	-	-	-	-
Flight Nurse	25	20	45	-	-
Flight Surgeon, Refresher	-	5	5	-	-
Hospital Administration, Refresher	-	14	14	-	-
Medical Administration, Basic	24	52	24	30	22
Medical ASP C Fuel St.	-	-	-	-	-
Medical Orientation, Basic	59	502	366	-	195
Medical Supply Officer	16	30	16	-	30
Medical Supply Symposium	-	23	23	-	-
Physiological Training Officer	-	11	10	1	-
Physiological Training Officer, Symposium	-	-	-	-	-
Veterinary Officer, Basic	13	18	31	-	-
Wing Base Dental Surgeon	-	18	18	-	-

Source: Personnel Statistics Division, Directorate of Statistical Services, DCS/Comptroller

TABLE 210 - SUMMARY - USAF PROFESSIONAL AND TECHNOLOGICAL TRAINING OF AIRMEN -
FY 1951 THROUGH FY 1957

(This Table was erroneously titled WAF Airmen for FY 1956)

TYPE OF TRAINING BY COURSE	UNDER INSTRUCTION (BEGINNING OF PERIOD)	DURING PERIOD			UNDER INSTRUCTION (END OF PERIOD)
		Entries	Graduates	Losses	
FISCAL YEAR SUMMARIES					
<u>FY 1951 - TOTAL a/</u>	5	848	475	33	345
AIR COMMAND AND STAFF SCHOOL - TOTAL . .	5	366	172	6	193
USAF INSTITUTE OF TECHNOLOGY - TOTAL . .	-	-	-	-	-
USAF SCHOOL OF AVIATION MEDICINE - TOTAL	-	482	303	27	152
<u>FY 1952 - TOTAL a/</u>	345	2,576	2,033	146	742
AIR COMMAND AND STAFF SCHOOL - TOTAL . .	193	724	794	46	77
USAF INSTITUTE OF TECHNOLOGY - TOTAL . .	-	-	-	-	-
USAF SCHOOL OF AVIATION MEDICINE - TOTAL	152	1,852	1,239	100	665
<u>FY 1953 - TOTAL a/</u>	742	2,198	2,487	166	287
AIR COMMAND AND STAFF SCHOOL - TOTAL . .	77	352	409	19	1
USAF INSTITUTE OF TECHNOLOGY - TOTAL . .	-	-	-	-	-
USAF SCHOOL OF AVIATION MEDICINE - TOTAL	665	1,846	2,078	147	286
<u>FY 1954 - TOTAL a/</u>	287	1,595	1,362	112	408
AIR COMMAND AND STAFF SCHOOL - TOTAL . .	1	455	418	29	9
USAF INSTITUTE OF TECHNOLOGY - TOTAL . .	-	-	-	-	-
USAF SCHOOL OF AVIATION MEDICINE - TOTAL	286	1,140	944	83	399
<u>FY 1955 - TOTAL a/</u>	408	2,982	2,444	265	681
AIR COMMAND AND STAFF SCHOOL - TOTAL . .	9	394	393	10	-
USAF INSTITUTE OF TECHNOLOGY - TOTAL . .	-	-	-	-	-
USAF SCHOOL OF AVIATION MEDICINE - TOTAL	399	2,588	2,051	255	681
<u>FY 1956 - TOTAL a/</u>	1,097	3,619	3,321	321	1,074
AIR COMMAND AND STAFF SCHOOL - TOTAL . .	-	365	357	8	-
USAF INSTITUTE OF TECHNOLOGY - TOTAL . .	416	689	584	123	398
USAF SCHOOL OF AVIATION MEDICINE - TOTAL	681	2,565	2,380	190	676
FY 1957					
<u>FY 1957 - TOTAL a/</u>	1,074	3,288	3,251	340	771
AIR COMMAND AND STAFF SCHOOL - TOTAL . .	-	422	405	17	-
Academic Instructor	-	422	405	17	-
<u>USAF INSTITUTE OF TECHNOLOGY - TOTAL</u> . .	398	967	753	155	457
Languages	398	967	753	155	457
<u>USAF SCHOOL OF AVIATION MEDICINE - TOTAL</u>	676	1,899	2,093	168	314
Aeromedical Technician	82	62	140	4	-
Air Rescue Specialist	-	20	19	1	-
Chrome Cobalt Dental Prosthetics	-	56	56	-	-
Dental Laboratory Specialist, Appren- tice	26	52	72	6	-
Dental Laboratory Technician	-	38	-	3	35
Dental Technician	43	66	108	1	-
Medical Administrative Specialist	73	149	211	11	-
Medical Administrative Supervisor	-	101	97	4	-
Medical ASP C Fuel St.	-	1	1	-	-
Medical Laboratory Specialist	46	110	87	12	57
Medical Laboratory Technician	23	31	47	7	-
Medical Materiel Supervisor	-	64	63	1	-
Medical Service Specialist, Apprentice	41	67	82	9	17
Medical Service Technician	98	308	267	23	116
Pharmacy Specialist, Apprentice	51	99	126	24	-
Physiological Training Specialist, Apprentice	-	308	244	24	40
Physiological Training Supervisor	-	39	37	2	-
Preventive Medicine Specialist, Appren- tice	48	93	79	13	49
Preventive Medicine Supervisor	-	40	39	1	-
Radiobiology	-	29	29	-	-

TABLE 210 - SUMMARY - USAF PROFESSIONAL AND TECHNOLOGICAL TRAINING OF AIRMEN -
FY 1951 THROUGH FY 1957 (CONTINUED)

TYPE OF TRAINING BY COURSE	UNDER INSTRUCTION (BEGINNING OF PERIOD)	DURING PERIOD			UNDER INSTRUCTION (END OF PERIOD)
		Entries	Graduates	Losses	
FY 1957 - (CONTINUED)					
<u>USAF SCHOOL OF AVIATION MEDICINE - (CONTINUED)</u>					
Radiology Specialist, Apprentice . . .	49	66	109	6	-
Veterinary Specialist, Apprentice . . .	96	49	129	16	-
Veterinary Technician	-	51	51	-	-
<u>FIRST QUARTER - TOTAL</u>	<u>1,074</u>	<u>946</u>	<u>840</u>	<u>102</u>	<u>1,078</u>
<u>AIR COMMAND AND STAFF SCHOOL - TOTAL . .</u>	<u>-</u>	<u>74</u>	<u>-</u>	<u>-</u>	<u>74</u>
Academic Instructor	-	74	-	-	74
<u>USAF INSTITUTE OF TECHNOLOGY - TOTAL . .</u>	<u>398</u>	<u>238</u>	<u>201</u>	<u>46</u>	<u>389</u>
Languages	398	238	201	46	389
<u>USAF SCHOOL OF AVIATION MEDICINE - TOTAL</u>	<u>676</u>	<u>634</u>	<u>639</u>	<u>56</u>	<u>615</u>
Aeromedical Technician	82	62	80	3	61
Air Rescue Specialist	-	-	-	-	-
Chrome Cobalt Dental Prosthetics . . .	-	30	30	-	-
Dental Laboratory Specialist, Appren- tice	26	52	23	3	52
Dental Laboratory Technician	-	-	-	-	-
Dental Technician	43	35	42	1	35
Medical Administrative Specialist . . .	73	149	141	6	75
Medical Administrative Supervisor . . .	-	50	-	1	49
Medical ASP C Fuel St	-	-	-	-	-
Medical Laboratory Specialist	46	21	44	7	16
Medical Laboratory Technician	23	-	20	3	-
Medical Materiel Supervisor	-	33	-	-	33
Medical Service Specialist, Apprentice	41	-	41	-	-
Medical Service Technician	98	61	47	6	106
Pharmacy Specialist, Apprentice . . .	51	-	-	8	43
Physiological Training Specialist, Apprentice	-	62	60	2	-
Physiological Training Supervisor . . .	-	-	-	-	-
Preventive Medicine Specialist, Appren- tice	48	-	-	5	43
Preventive Medicine Supervisor	-	-	-	-	-
Radiobiology	-	-	-	-	-
Radiology Specialist, Apprentice . . .	49	30	24	2	53
Veterinary Specialist, Apprentice . . .	96	49	87	9	49
Veterinary Technician	-	-	-	-	-
<u>SECOND QUARTER - TOTAL</u>	<u>1,078</u>	<u>671</u>	<u>915</u>	<u>105</u>	<u>729</u>
<u>AIR COMMAND AND STAFF SCHOOL - TOTAL . .</u>	<u>74</u>	<u>98</u>	<u>170</u>	<u>2</u>	<u>-</u>
Academic Instructor	74	98	170	2	-
<u>USAF INSTITUTE OF TECHNOLOGY - TOTAL . .</u>	<u>389</u>	<u>271</u>	<u>152</u>	<u>50</u>	<u>458</u>
Languages	389	271	152	50	458
<u>USAF SCHOOL OF AVIATION MEDICINE - TOTAL</u>	<u>615</u>	<u>302</u>	<u>593</u>	<u>53</u>	<u>271</u>
Aeromedical Technician	61	-	60	1	-
Air Rescue Specialist	-	-	-	-	-
Chrome Cobalt Dental Prosthetics . . .	-	-	-	-	-
Dental Laboratory Specialist, Appren- tice	52	-	-	2	50
Dental Laboratory Technician	-	-	-	-	-
Dental Technician	35	-	35	-	-
Medical Administrative Specialist . . .	75	-	70	5	-
Medical Administrative Supervisor . . .	49	-	46	3	-
Medical ASP C Fuel St	-	1	1	-	-
Medical Laboratory Specialist	16	-	-	1	15
Medical Laboratory Technician	-	31	-	4	27
Medical Materiel Supervisor	33	-	32	1	-
Medical Service Specialist, Apprentice	-	-	-	-	-

TABLE 210 - SUMMARY - USAF PROFESSIONAL AND TECHNOLOGICAL TRAINING OF AIRMEN -
FY 1951 THROUGH FY 1957 (CONTINUED)

TYPE OF TRAINING BY COURSE	UNDER INSTRUCTION (BEGINNING OF PERIOD)	DURING PERIOD			UNDER INSTRUCTION (END OF PERIOD)
		Entries	Graduates	Losses	
FY 1957 - (CONTINUED)					
<u>USAF SCHOOL OF AVIATION MEDICINE - (CONTINUED)</u>					
Medical Service Technician	106	65	101	9	61
Pharmacy Specialist, Apprentice.	43	49	42	3	47
Physiological Training Specialist, Apprentice	-	42	32	10	-
Physiological Training Supervisor.	-	39	37	2	-
Preventive Medicine Specialist, Apprentice	43	-	43	-	-
Preventive Medicine Supervisor	-	40	-	1	39
Radiobiology	-	-	-	-	-
Radiology Specialist, Apprentice	53	35	52	4	32
Veterinary Specialist, Apprentice.	49	-	42	7	-
Veterinary Technician	-	-	-	-	-
<u>THIRD QUARTER - TOTAL</u>	<u>729</u>	<u>914</u>	<u>573</u>	<u>70</u>	<u>1,000</u>
<u>AIR COMMAND AND STAFF SCHOOL - TOTAL</u>	<u>-</u>	<u>182</u>	<u>87</u>	<u>10</u>	<u>85</u>
Academic Instructor.	-	182	87	10	85
<u>USAF INSTITUTE OF TECHNOLOGY - TOTAL</u>	<u>458</u>	<u>187</u>	<u>124</u>	<u>38</u>	<u>483</u>
Languages.	458	187	124	38	483
<u>USAF SCHOOL OF AVIATION MEDICINE - TOTAL</u>	<u>271</u>	<u>545</u>	<u>362</u>	<u>22</u>	<u>432</u>
Aeromedical Technician	-	-	-	-	-
Air Rescue Specialist	-	20	-	-	20
Chrome Cobalt Dental Prosthetics	-	17	17	-	-
Dental Laboratory Specialist, Apprentice	50	-	49	1	-
Dental Laboratory Technician	-	-	-	-	-
Dental Technician	-	31	-	-	31
Medical Administrative Specialist.	-	-	-	-	-
Medical Administrative Supervisor.	-	51	-	-	51
Medical ASP C Fuel St.	-	-	-	-	-
Medical Laboratory Specialist.	15	29	15	1	28
Medical Laboratory Technician.	27	-	-	-	27
Medical Materiel Supervisor	-	31	31	-	-
Medical Service Specialist, Apprentice	-	48	-	5	43
Medical Service Technician	61	61	60	1	61
Pharmacy Specialist, Apprentice.	47	50	41	8	48
Physiological Training Specialist, Apprentice	-	83	77	6	-
Physiological Training Supervisor.	-	-	-	-	-
Preventive Medicine Specialist, Apprentice	-	43	-	-	43
Preventive Medicine Supervisor	39	-	39	-	-
Radiobiology	-	29	-	-	29
Radiology Specialist, Apprentice	32	1	33	-	-
Veterinary Specialist, Apprentice.	-	-	-	-	-
Veterinary Technician	-	51	-	-	51
<u>FOURTH QUARTER - TOTAL</u>	<u>1,000</u>	<u>757</u>	<u>923</u>	<u>63</u>	<u>771</u>
<u>AIR COMMAND AND STAFF SCHOOL - TOTAL</u>	<u>85</u>	<u>68</u>	<u>148</u>	<u>5</u>	<u>-</u>
Academic Instructor.	85	68	148	5	-
<u>USAF INSTITUTE OF TECHNOLOGY - TOTAL</u>	<u>483</u>	<u>271</u>	<u>276</u>	<u>21</u>	<u>457</u>
Languages.	483	271	276	21	457
<u>USAF SCHOOL OF AVIATION MEDICINE - TOTAL</u>	<u>432</u>	<u>418</u>	<u>499</u>	<u>37</u>	<u>314</u>
Aeromedical Technician	-	-	-	-	-
Air Rescue Specialist	20	-	19	1	-
Chrome Cobalt Dental Prosthetics	-	9	9	-	-
Dental Laboratory Specialist, Apprentice	-	-	-	-	-
Dental Laboratory Technician	-	38	-	3	35

TABLE 210 - SUMMARY - USAF PROFESSIONAL AND TECHNOLOGICAL TRAINING OF AIRMEN -
FY 1951 THROUGH FY 1957 (CONTINUED)

TYPE OF TRAINING BY COURSE	UNDER INSTRUCTION (BEGINNING OF PERIOD)	DURING PERIOD			UNDER INSTRUCTION (END OF PERIOD)
		Entries	Graduates	Losses	
FY 1957 - (CONTINUED)					
<u>USAF SCHOOL OF AVIATION MEDICINE - (CONTINUED)</u>					
Dental Technician	31	-	31	-	-
Medical Administrative Specialist	-	-	-	-	-
Medical Administrative Supervisor	51	-	51	-	-
Medical ASP C Fuel St.	-	-	-	-	-
Medical Laboratory Specialist	28	60	28	3	57
Medical Laboratory Technician	27	-	27	-	-
Medical Materiel Supervisor	-	-	-	-	-
Medical Service Specialist, Apprentice	43	19	41	4	17
Medical Service Technician	61	121	59	7	116
Pharmacy Specialist, Apprentice	48	-	43	5	-
Physiological Training Specialist, Apprentice	-	121	75	6	40
Physiological Training Supervisor	-	-	-	-	-
Preventive Medicine Specialist, Apprentice	43	50	36	8	49
Preventive Medicine Supervisor	-	-	-	-	-
Radiobiology	29	-	29	-	-
Radiology Specialist, Apprentice	-	-	-	-	-
Veterinary Specialist, Apprentice	-	-	-	-	-
Veterinary Technician	51	-	51	-	-

a/ Excludes Civilian Schools

Source: Personnel Statistics Division, Directorate of Statistical Services, DCS/Comptroller

TABLE 211 - SUMMARY - USAF PROFESSIONAL AND TECHNOLOGICAL TRAINING OF WAF OFFICERS
BY AIR UNIVERSITY - FY 1951 THROUGH FY 1957

TYPE OF TRAINING BY COURSE	UNDER INSTRUCTION (BEGINNING OF PERIOD)	DURING PERIOD			UNDER INSTRUCTION (END OF PERIOD)
		Entries	Graduates	Losses	
FISCAL YEAR SUMMARIES					
FY 1951 - TOTAL	43	589	351	4	77
AIR COMMAND AND STAFF SCHOOL - TOTAL	6	10	14	-	2
USAF INSTITUTE OF TECHNOLOGY - TOTAL	37	1	2	-	36
USAF SCHOOL OF AVIATION MEDICINE - TOTAL	-	378	335	4	39
FY 1952 - TOTAL	77	914	870	5	116
AIR COMMAND AND STAFF SCHOOL - TOTAL	2	30	25	-	7
USAF INSTITUTE OF TECHNOLOGY - TOTAL	36	49	34	-	51
USAF SCHOOL OF AVIATION MEDICINE - TOTAL	39	835	811	5	58
FY 1953 - TOTAL	116	1,170	1,150	22	114
AIR COMMAND AND STAFF SCHOOL - TOTAL	7	70	75	1	1
USAF INSTITUTE OF TECHNOLOGY - TOTAL	51	62	58	13	42
USAF SCHOOL OF AVIATION MEDICINE - TOTAL	58	1,038	1,017	8	71
FY 1954 - TOTAL	114	871	912	9	64
AIR COMMAND AND STAFF SCHOOL - TOTAL	1	65	65	-	1
USAF INSTITUTE OF TECHNOLOGY - TOTAL	42	28	43	5	22
USAF SCHOOL OF AVIATION MEDICINE - TOTAL	71	778	804	4	41
FY 1955 - TOTAL	64	477	461	10	70
AIR COMMAND AND STAFF SCHOOL - TOTAL	1	34	26	1	8
USAF INSTITUTE OF TECHNOLOGY - TOTAL	22	18	22	-	18
USAF SCHOOL OF AVIATION MEDICINE - TOTAL	41	425	413	9	44
FY 1956 - TOTAL	70	777	756	3	88
AIR COMMAND AND STAFF SCHOOL - TOTAL	8	43	46	-	5
USAF INSTITUTE OF TECHNOLOGY - TOTAL	18	26	17	2	25
USAF SCHOOL OF AVIATION MEDICINE - TOTAL	44	708	693	1	58
FY 1957 - TOTAL					
AIR COMMAND AND STAFF SCHOOL - TOTAL					
USAF INSTITUTE OF TECHNOLOGY - TOTAL					
USAF SCHOOL OF AVIATION MEDICINE - TOTAL					
FY 1958 - TOTAL					
AIR COMMAND AND STAFF SCHOOL - TOTAL					
USAF INSTITUTE OF TECHNOLOGY - TOTAL					
USAF SCHOOL OF AVIATION MEDICINE - TOTAL					
FY 1959 - TOTAL					
AIR COMMAND AND STAFF SCHOOL - TOTAL					
USAF INSTITUTE OF TECHNOLOGY - TOTAL					
USAF SCHOOL OF AVIATION MEDICINE - TOTAL					
FY 1960 - TOTAL					
AIR COMMAND AND STAFF SCHOOL - TOTAL					
USAF INSTITUTE OF TECHNOLOGY - TOTAL					
USAF SCHOOL OF AVIATION MEDICINE - TOTAL					
FY 1957					
FY 1957 - TOTAL	88	834	863	8	51
AIR COMMAND AND STAFF SCHOOL - TOTAL	5	22	16	-	11
Academic Instructor	-	14	4	-	10
Squadron Officer School	5	8	12	-	1
Weapons Orientation	-	-	-	-	-
DEPARTMENT OF DEFENSE COLLEGES - TOTAL	-	1	-	1	-
Armed Forces Staff College	-	1	-	1	-
USAF INSTITUTE OF TECHNOLOGY - TOTAL	3	5	3	-	5
Business Administration	1	2	1	-	2
Chemistry	1	-	1	-	-
Education	1	1	-	-	1
Meteorology	-	1	-	-	1
Political and Social Science	1	1	1	-	1
USAF SCHOOL OF AVIATION MEDICINE - TOTAL	80	802	840	7	35
Civilian Hospitals	22	27	28	2	19
Flight Nurse	-	132	130	2	-
Medical Administration, Basic	58	22	78	2	-
Medical Orientation, Basic	-	621	604	1	16

Source: Personnel Statistics Division, Directorate of Statistical Services, DCS/Comptroller

TABLE 212 - SUMMARY - USAF PROFESSIONAL AND TECHNOLOGICAL TRAINING OF WAF AIRMEN
BY AIR UNIVERSITY - FY 1951 THROUGH FY 1957

TYPE OF TRAINING BY COURSE	UNDER INSTRUCTION (BEGINNING OF PERIOD)	DURING PERIOD			UNDER INSTRUCTION (END OF PERIOD)
		Entries	Graduates	Losses	
FISCAL YEAR SUMMARIES					
<u>FY 1951 - TOTAL</u>	-	<u>1</u>	<u>1</u>	-	-
AIR COMMAND AND STAFF SCHOOL - TOTAL . .	-	1	1	-	-
<u>FY 1952 - TOTAL</u>	-	<u>10</u>	-	<u>2</u>	<u>8</u>
AIR COMMAND AND STAFF SCHOOL - TOTAL . .	-	-	-	-	-
USAF INSTITUTE OF TECHNOLOGY - TOTAL . .	-	3	-	1	2
USAF SCHOOL OF AVIATION MEDICINE - TOTAL	-	7	-	1	6
<u>FY 1953 - TOTAL</u>	<u>8</u>	<u>20</u>	<u>20</u>	<u>3</u>	<u>5</u>
AIR COMMAND AND STAFF SCHOOL - TOTAL . .	-	-	-	-	-
USAF INSTITUTE OF TECHNOLOGY - TOTAL . .	2	-	2	-	-
USAF SCHOOL OF AVIATION MEDICINE - TOTAL	6	20	18	3	5
<u>FY 1954 - TOTAL</u>	<u>5</u>	<u>20</u>	<u>18</u>	<u>3</u>	<u>4</u>
AIR COMMAND AND STAFF SCHOOL - TOTAL . .	-	1	1	-	-
USAF INSTITUTE OF TECHNOLOGY - TOTAL . .	-	2	2	-	-
USAF SCHOOL OF AVIATION MEDICINE - TOTAL	5	17	15	3	4
<u>FY 1955 - TOTAL</u>	<u>4</u>	<u>34</u>	<u>11</u>	<u>5</u>	<u>22</u>
AIR COMMAND AND STAFF SCHOOL - TOTAL . .	-	-	-	-	-
USAF INSTITUTE OF TECHNOLOGY - TOTAL . .	-	-	-	-	-
USAF SCHOOL OF AVIATION MEDICINE - TOTAL	4	34	11	5	22
<u>FY 1956 - TOTAL</u>	<u>22</u>	<u>94</u>	<u>104</u>	<u>6</u>	<u>6</u>
AIR COMMAND AND STAFF SCHOOL - TOTAL . .	-	-	-	-	-
USAF INSTITUTE OF TECHNOLOGY - TOTAL . .	-	-	-	-	-
USAF SCHOOL OF AVIATION MEDICINE - TOTAL	22	94	104	6	6
<u>FY 1957 - TOTAL</u>					
AIR COMMAND AND STAFF SCHOOL - TOTAL . .					
USAF INSTITUTE OF TECHNOLOGY - TOTAL . .					
USAF SCHOOL OF AVIATION MEDICINE - TOTAL					
<u>FY 1958 - TOTAL</u>					
AIR COMMAND AND STAFF SCHOOL - TOTAL . .					
USAF INSTITUTE OF TECHNOLOGY - TOTAL . .					
USAF SCHOOL OF AVIATION MEDICINE - TOTAL					
<u>FY 1959 - TOTAL</u>					
AIR COMMAND AND STAFF SCHOOL - TOTAL . .					
USAF INSTITUTE OF TECHNOLOGY - TOTAL . .					
USAF SCHOOL OF AVIATION MEDICINE - TOTAL					
<u>FY 1960 - TOTAL</u>					
AIR COMMAND AND STAFF SCHOOL - TOTAL . .					
USAF INSTITUTE OF TECHNOLOGY - TOTAL . .					
USAF SCHOOL OF AVIATION MEDICINE - TOTAL					
FY 1957					
<u>FY 1957 - TOTAL</u>	<u>6</u>	<u>86</u>	<u>60</u>	<u>10</u>	<u>22</u>
USAF SCHOOL OF AVIATION MEDICINE - TOTAL	6	86	60	10	22
Aeromedical Technician	-	1	1	-	-
Medical Administrative Supervisor	-	1	1	-	-
Medical Laboratory Specialist	-	9	4	1	4
Medical Materiel Supervisor	-	2	2	-	-
Medical Service Specialist, Apprentice	-	67	41	9	17
Medical Service Technician	2	2	3	-	1
Pharmacy Specialist, Apprentice	-	4	4	-	-
Radiology Specialist, Apprentice	4	-	4	-	-

Source: Personnel Statistics Division, Directorate of Statistical Services, DCS/Comptroller

TABLE 213 - SUMMARY - USAF PROFESSIONAL AND TECHNOLOGICAL TRAINING OF US ARMY OFFICERS
BY AIR UNIVERSITY - FY 1951 THROUGH FY 1957

TYPE OF TRAINING BY COURSE	UNDER INSTRUCTION (BEGINNING OF PERIOD)	DURING PERIOD			UNDER INSTRUCTION (END OF PERIOD)
		Entries	Graduates	Losses	
FISCAL YEAR SUMMARIES					
FY 1951 - TOTAL	11	82	62	-	31
AIR COMMAND AND STAFF SCHOOL - TOTAL	11	68	48	-	31
AIR WAR COLLEGE - TOTAL	-	13	13	-	-
USAF SCHOOL OF AVIATION MEDICINE - TOTAL	-	1	1	-	-
FY 1952 - TOTAL	31	91	108	1	13
AIR COMMAND AND STAFF SCHOOL - TOTAL	31	77	94	1	13
AIR WAR COLLEGE - TOTAL	-	13	13	-	-
USAF SCHOOL OF AVIATION MEDICINE - TOTAL	-	1	1	-	-
FY 1953 - TOTAL	13	86	90	2	7
AIR COMMAND AND STAFF SCHOOL - TOTAL	13	68	72	2	7
AIR WAR COLLEGE - TOTAL	-	13	13	-	-
USAF SCHOOL OF AVIATION MEDICINE - TOTAL	-	5	5	-	-
FY 1954 - TOTAL	7	57	64	-	-
AIR COMMAND AND STAFF SCHOOL - TOTAL	7	48	45	-	-
AIR WAR COLLEGE - TOTAL	-	12	12	-	-
USAF SCHOOL OF AVIATION MEDICINE - TOTAL	-	7	7	-	-
FY 1955 - TOTAL	-	63	56	-	7
AIR COMMAND AND STAFF SCHOOL - TOTAL	-	52	51	-	1
AIR WAR COLLEGE - TOTAL	-	10	10	-	-
USAF SCHOOL OF AVIATION MEDICINE - TOTAL	-	21	15	-	6
FY 1956 - TOTAL	7	144	151	-	-
AIR COMMAND AND STAFF SCHOOL - TOTAL	1	113	114	-	-
AIR WAR COLLEGE - TOTAL	-	10	10	-	-
USAF SCHOOL OF AVIATION MEDICINE - TOTAL	6	21	27	-	-
FY 1957 - TOTAL	-	-	-	-	-
AIR COMMAND AND STAFF SCHOOL - TOTAL	-	-	-	-	-
AIR WAR COLLEGE - TOTAL	-	-	-	-	-
USAF SCHOOL OF AVIATION MEDICINE - TOTAL	-	-	-	-	-
FY 1958 - TOTAL	-	-	-	-	-
AIR COMMAND AND STAFF SCHOOL - TOTAL	-	-	-	-	-
AIR WAR COLLEGE - TOTAL	-	-	-	-	-
USAF SCHOOL OF AVIATION MEDICINE - TOTAL	-	-	-	-	-
FY 1959 - TOTAL	-	-	-	-	-
AIR COMMAND AND STAFF SCHOOL - TOTAL	-	-	-	-	-
AIR WAR COLLEGE - TOTAL	-	-	-	-	-
USAF SCHOOL OF AVIATION MEDICINE - TOTAL	-	-	-	-	-
FY 1960 - TOTAL	-	-	-	-	-
AIR COMMAND AND STAFF SCHOOL - TOTAL	-	-	-	-	-
AIR WAR COLLEGE - TOTAL	-	-	-	-	-
USAF SCHOOL OF AVIATION MEDICINE - TOTAL	-	-	-	-	-
FY 1957					
FY 1957 - TOTAL	-	118	116	-	2
AIR COMMAND AND STAFF SCHOOL - TOTAL	-	82	82	-	-
Academic Instructor	-	1	1	-	-
Command and Staff School	-	15	15	-	-
Weapons Employment Indoctrination	-	1	1	-	-
Weapons Orientation	-	65	65	-	-
AIR WAR COLLEGE - TOTAL	-	10	10	-	-
USAF INSTITUTE OF TECHNOLOGY - TOTAL	-	4	2	-	2
Business Administration	-	2	2	-	-
Nuclear Engineering	-	2	-	-	2
USAF SCHOOL OF AVIATION MEDICINE - TOTAL	-	22	22	-	-
Aviation Medicine, Primary	-	21	21	-	-
Medical ASP C Fuel St.	-	1	1	-	-

Source: Personnel Statistics Division, Directorate of Statistical Services, DCS/Comptroller

TABLE 214 - SUMMARY - USAF PROFESSIONAL AND TECHNOLOGICAL TRAINING OF US NAVY
OFFICER PERSONNEL - FY 1951 THROUGH FY 1957

(Table below is a modification of Table 200, FY 1956)

TYPE OF TRAINING BY COURSE	UNDER INSTRUCTION (BEGINNING OF PERIOD)	DURING PERIOD			UNDER INSTRUCTION (END OF PERIOD)
		Entries	Graduates	Losses	
<u>FY 1951 - TOTAL</u>	<u>9</u>	<u>148</u>	<u>130</u>	-	<u>27</u>
AIR COMMAND AND STAFF SCHOOL - TOTAL . .	9	63	57	-	15
AIR WAR COLLEGE - TOTAL	-	8	8	-	-
USAF INSTITUTE OF TECHNOLOGY - TOTAL . .	-	2	-	-	2
USAF SCHOOL OF AVIATION MEDICINE - TOTAL	-	75	65	-	10
<u>FY 1952 - TOTAL</u>	<u>27</u>	<u>73</u>	<u>93</u>	-	<u>7</u>
AIR COMMAND AND STAFF SCHOOL - TOTAL . .	15	40	49	-	6
AIR WAR COLLEGE - TOTAL	-	12	12	-	-
USAF INSTITUTE OF TECHNOLOGY - TOTAL . .	2	1	2	-	1
USAF SCHOOL OF AVIATION MEDICINE - TOTAL	10	20	30	-	-
<u>FY 1953 - TOTAL</u>	<u>7</u>	<u>54</u>	<u>57</u>	<u>1</u>	<u>3</u>
AIR COMMAND AND STAFF SCHOOL - TOTAL . .	6	39	42	1	2
AIR WAR COLLEGE - TOTAL	-	14	14	-	-
USAF INSTITUTE OF TECHNOLOGY - TOTAL . .	1	1	1	-	1
USAF SCHOOL OF AVIATION MEDICINE - TOTAL	-	-	-	-	-
<u>FY 1954 - TOTAL</u>	<u>3</u>	<u>37</u>	<u>39</u>	<u>1</u>	-
AIR COMMAND AND STAFF SCHOOL - TOTAL . .	2	27	29	-	-
AIR WAR COLLEGE - TOTAL	-	10	10	-	-
USAF INSTITUTE OF TECHNOLOGY - TOTAL . .	1	-	-	1	-
USAF SCHOOL OF AVIATION MEDICINE - TOTAL	-	-	-	-	-
<u>FY 1955 - TOTAL</u>	-	<u>22</u>	<u>22</u>	-	-
AIR COMMAND AND STAFF SCHOOL - TOTAL . .	-	12	12	-	-
AIR WAR COLLEGE - TOTAL	-	10	10	-	-
USAF INSTITUTE OF TECHNOLOGY - TOTAL . .	-	-	-	-	-
USAF SCHOOL OF AVIATION MEDICINE - TOTAL	-	-	-	-	-
<u>FY 1956 - TOTAL</u>	-	<u>39</u>	<u>36</u>	<u>3</u>	-
AIR COMMAND AND STAFF SCHOOL - TOTAL . .	-	29	26	3	-
AIR WAR COLLEGE - TOTAL	-	10	10	-	-
USAF INSTITUTE OF TECHNOLOGY - TOTAL . .	-	-	-	-	-
USAF SCHOOL OF AVIATION MEDICINE - TOTAL	-	-	-	-	-
<u>FY 1957 - TOTAL</u>	-	<u>37</u>	<u>33</u>	<u>1</u>	<u>3</u>
AIR COMMAND AND STAFF SCHOOL - TOTAL . .	-	23	23	-	-
AIR WAR COLLEGE - TOTAL	-	10	9	1	-
USAF INSTITUTE OF TECHNOLOGY - TOTAL . .	-	4	1	-	3
USAF SCHOOL OF AVIATION MEDICINE - TOTAL	-	-	-	-	-
<u>FY 1958 - TOTAL</u>	-	-	-	-	-
AIR COMMAND AND STAFF SCHOOL - TOTAL . .	-	-	-	-	-
AIR WAR COLLEGE - TOTAL	-	-	-	-	-
USAF INSTITUTE OF TECHNOLOGY - TOTAL . .	-	-	-	-	-
USAF SCHOOL OF AVIATION MEDICINE - TOTAL	-	-	-	-	-
<u>FY 1959 - TOTAL</u>	-	-	-	-	-
AIR COMMAND AND STAFF SCHOOL - TOTAL . .	-	-	-	-	-
AIR WAR COLLEGE - TOTAL	-	-	-	-	-
USAF INSTITUTE OF TECHNOLOGY - TOTAL . .	-	-	-	-	-
USAF SCHOOL OF AVIATION MEDICINE - TOTAL	-	-	-	-	-
<u>FY 1960 - TOTAL</u>	-	-	-	-	-
AIR COMMAND AND STAFF SCHOOL - TOTAL . .	-	-	-	-	-
AIR WAR COLLEGE - TOTAL	-	-	-	-	-
USAF INSTITUTE OF TECHNOLOGY - TOTAL . .	-	-	-	-	-
USAF SCHOOL OF AVIATION MEDICINE - TOTAL	-	-	-	-	-

Source: Personnel Statistics Division, Directorate of Statistical Services, DCS/Comptroller

TABLE 215 - SUMMARY - TECHNICAL TRAINING OF USAF CIVILIAN PERSONNEL BY AIR TRAINING COMMAND -
FY 1951 THROUGH FY 1957

(Table below is a modification of Table 201, FY 1956)

FISCAL YEAR	UNDER INSTRUCTION (BEGINNING OF PERIOD)	DURING PERIOD			UNDER INSTRUCTION (END OF PERIOD)
		Entries	Graduates	Losses	
FISCAL YEAR SUMMARIES					
FY 1951 - TOTAL	39	1,233	1,022	45	205
FY 1952 - TOTAL	205	1,387	1,411	54	127
FY 1953 - TOTAL	127	1,431	1,293	37	228
FY 1954 - TOTAL	228	1,967	1,898	130	167
FY 1955 - TOTAL	167	2,902	2,541	72	456
FY 1956 - TOTAL	456	3,770	3,705	84	437
FY 1957 - TOTAL	437	3,579	3,630	102	284
FY 1958 - TOTAL					
FY 1959 - TOTAL					
FY 1960 - TOTAL					

Source: Personnel Statistics Division, Directorate of Statistical Services, DCS/Comptroller

TABLE 216 -- SUMMARY -- USAF PROFESSIONAL AND TECHNOLOGICAL TRAINING OF FOREIGN NATIONALS
BY AIR UNIVERSITY -- FY 1951 THROUGH FY 1957

(Table below is a modification of Table 202, FY 1956)

TYPE OF TRAINING BY COURSE	UNDER INSTRUCTION (BEGINNING OF PERIOD)	DURING PERIOD			UNDER INSTRUCTION (END OF PERIOD)
		Entries	Graduates	Losses	
FISCAL YEAR SUMMARIES					
<u>FY 1951 - TOTAL</u>	<u>18</u>	<u>107</u>	<u>84</u>	-	<u>41</u>
OFFICER - TOTAL	18	107	84	-	41
AIR COMMAND AND STAFF SCHOOL - TOTAL	12	84	58	-	38
AIR WAR COLLEGE - TOTAL	-	3	3	-	-
USAF INSTITUTE OF TECHNOLOGY - TOTAL	3	3	3	-	3
USAF SCHOOL OF AVIATION MEDICINE-TOTAL	3	17	20	-	-
<u>FY 1952 - TOTAL</u>	<u>41</u>	<u>145</u>	<u>171</u>	-	<u>15</u>
OFFICER - TOTAL	41	141	167	-	15
AIR COMMAND AND STAFF SCHOOL - TOTAL	38	110	137	-	11
AIR WAR COLLEGE - TOTAL	-	2	2	-	-
USAF INSTITUTE OF TECHNOLOGY - TOTAL	3	8	9	-	2
USAF SCHOOL OF AVIATION MEDICINE-TOTAL	-	21	19	-	2
AIRMAN - TOTAL	-	4	4	-	-
USAF SCHOOL OF AVIATION MEDICINE-TOTAL	-	4	4	-	-
<u>FY 1953 - TOTAL</u>	<u>15</u>	<u>207</u>	<u>206</u>	<u>1</u>	<u>15</u>
OFFICER - TOTAL	15	205	206	1	13
AIR COMMAND AND STAFF SCHOOL - TOTAL	11	150	157	-	4
AIR WAR COLLEGE - TOTAL	-	4	4	-	-
USAF INSTITUTE OF TECHNOLOGY - TOTAL	2	20	17	1	4
USAF SCHOOL OF AVIATION MEDICINE-TOTAL	2	31	28	-	5
AIRMAN - TOTAL	-	2	-	-	2
USAF SCHOOL OF AVIATION MEDICINE-TOTAL	-	2	-	-	2
<u>FY 1954 - TOTAL</u>	<u>15</u>	<u>216</u>	<u>197</u>	-	<u>34</u>
OFFICER - TOTAL	13	214	195	-	32
AIR COMMAND AND STAFF SCHOOL - TOTAL	4	162	142	-	24
AIR WAR COLLEGE - TOTAL	-	5	5	-	-
USAF INSTITUTE OF TECHNOLOGY - TOTAL	4	12	15	-	1
USAF SCHOOL OF AVIATION MEDICINE-TOTAL	5	35	33	-	7
AIRMAN - TOTAL	2	2	2	-	2
USAF SCHOOL OF AVIATION MEDICINE-TOTAL	2	2	2	-	2
<u>FY 1955 - TOTAL</u>	<u>34</u>	<u>128</u>	<u>127</u>	<u>1</u>	<u>34</u>
OFFICER - TOTAL	32	128	125	1	34
AIR COMMAND AND STAFF SCHOOL - TOTAL	24	90	93	-	21
AIR WAR COLLEGE - TOTAL	-	5	5	-	-
USAF INSTITUTE OF TECHNOLOGY - TOTAL	1	10	9	1	1
USAF SCHOOL OF AVIATION MEDICINE-TOTAL	7	23	18	-	12
AIRMAN - TOTAL	2	-	2	-	-
USAF SCHOOL OF AVIATION MEDICINE-TOTAL	2	-	2	-	-
<u>FY 1956 - TOTAL</u>	<u>34</u>	<u>230</u>	<u>223</u>	<u>2</u>	<u>39</u>
OFFICER - TOTAL	34	224	217	2	39
AIR COMMAND AND STAFF SCHOOL - TOTAL	21	138	126	-	33
AIR WAR COLLEGE - TOTAL	-	5	4	1	-
USAF INSTITUTE OF TECHNOLOGY - TOTAL	1	15	13	-	3
USAF SCHOOL OF AVIATION MEDICINE-TOTAL	12	66	74	1	3
AIRMAN - TOTAL	-	6	6	-	-
USAF SCHOOL OF AVIATION MEDICINE-TOTAL	-	6	6	-	-
<u>FY 1957 - TOTAL</u>	<u>39</u>	<u>197</u>	<u>207</u>	<u>1</u>	<u>28</u>
OFFICER - TOTAL	36	193	200	1	28
AIR COMMAND AND STAFF SCHOOL - TOTAL	33	120	131	-	22
AIR WAR COLLEGE - TOTAL	-	4	4	-	-
USAF INSTITUTE OF TECHNOLOGY - TOTAL	3	8	6	1	4
USAF SCHOOL OF AVIATION MEDICINE-TOTAL	-	61	59	-	2
AIRMAN - TOTAL	3	4	7	-	-
USAF SCHOOL OF AVIATION MEDICINE-TOTAL	3	4	7	-	-

Source: Personnel Statistics Division, Directorate of Statistical Services, DCS/Comptroller

TABLE 217 - SUMMARY - TECHNICAL TRAINING OF FOREIGN NATIONALS BY AIR TRAINING COMMAND -
FY 1951 THROUGH FY 1957.

TYPE OF PERSONNEL	UNDER INSTRUCTION (BEGINNING OF PERIOD)	DURING PERIOD			UNDER INSTRUCTION (END OF PERIOD)
		Entries	Graduates	Losses	
PISCAL YEAR SUMMARIES					
<u>FY 1951 - TOTAL</u>	221	1,155	822	10	544
OFFICER - TOTAL	68	356	228	4	192
AIRMAN - TOTAL	153	799	594	6	352
<u>FY 1952 - TOTAL</u>	544	2,274	2,045	65	708
OFFICER - TOTAL	192	572	486	7	271
AIRMAN - TOTAL	352	1,702	1,559	58	437
<u>FY 1953 - TOTAL</u>	708	3,060	2,976	74	718
OFFICER - TOTAL	271	787	828	11	219
AIRMAN - TOTAL	437	2,273	2,148	63	499
<u>FY 1954 - TOTAL</u>	718	1,709	1,991	97	339
OFFICER - TOTAL	219	514	574	19	140
AIRMAN - TOTAL	499	1,195	1,417	78	199
<u>FY 1955 - TOTAL</u>	339	2,147	1,709	147	630
OFFICER - TOTAL	140	765	591	34	280
AIRMAN - TOTAL	199	1,382	1,118	113	350
<u>FY 1956 - TOTAL</u>	630	2,308	2,315	33	590
OFFICER - TOTAL	280	907	900	12	275
AIRMAN - TOTAL	350	1,401	1,415	21	315
<u>FY 1957 - TOTAL</u>					
OFFICER - TOTAL					
AIRMAN - TOTAL					
<u>FY 1958 - TOTAL</u>					
OFFICER - TOTAL					
AIRMAN - TOTAL					
<u>FY 1959 - TOTAL</u>					
OFFICER - TOTAL					
AIRMAN - TOTAL					
<u>FY 1960 - TOTAL</u>					
OFFICER - TOTAL					
AIRMAN - TOTAL					
FY 1957					
<u>FY 1957 - TOTAL</u>	590	1,585	1,589	38	548
OFFICER - TOTAL	275	671	694	21	231
AIRMAN - TOTAL	315	914	895	17	317
<u>FIRST QUARTER - TOTAL</u>	590	189	487	12	280
Officer	275	86	205	8	148
Airman	315	103	282	4	132
<u>SECOND QUARTER - TOTAL</u>	280	496	297	7	472
Officer	148	173	139	4	178
Airman	132	323	158	3	294
<u>THIRD QUARTER - TOTAL</u>	472	455	363	8	556
Officer	178	210	147	2	239
Airman	294	245	216	6	317
<u>FOURTH QUARTER - TOTAL</u>	556	445	442	11	548
Officer	239	202	203	7	231
Airman	317	243	239	4	317

Source: Personnel Statistics Division, Directorate of Statistical Services, DCS/Comptroller

TABLE 218 - SUMMARY - TRAINING OF USAF PERSONNEL IN OTHER MILITARY SCHOOLS -
FY 1951 THROUGH FY 1957

TYPE OF TRAINING	UNDER INSTRUCTION (BEGINNING OF PERIOD)	DURING PERIOD			UNDER INSTRUCTION (END OF PERIOD)
		Entries	Graduates	Losses	
FISCAL YEAR SUMMARIES					
FY 1951 - TOTAL	55	174	94	4	131
FY 1952 - TOTAL	131	202	246	4	83
FY 1953 - TOTAL	83	323	306	2	98
FY 1954 - TOTAL	98	334	325	1	106
FY 1955 - TOTAL	106	209	190	-	125
FY 1956 - TOTAL	125	193	161	10	147
FY 1957 - TOTAL					
FY 1958 - TOTAL					
FY 1959 - TOTAL					
FY 1960 - TOTAL					
FY 1957					
<u>FY 1957 - TOTAL</u>	<u>147</u>	<u>219</u>	<u>325</u>	<u>41</u>	-
Armed Forces Staff College	70	135	182	23	-
Industrial College of Armed Forces	34	44	69	9	-
National War College	43	40	74	9	-
<u>FIRST QUARTER - TOTAL</u>	<u>147</u>	<u>141</u>	<u>122</u>	-	<u>166</u>
Armed Forces Staff College	70	69	52	-	87
Industrial College of Armed Forces	34	34	30	-	38
National War College	43	38	40	-	41
<u>SECOND QUARTER - TOTAL</u>	<u>166</u>	<u>7</u>	<u>1</u>	-	<u>172</u>
Armed Forces Staff College	87	-	1	-	86
Industrial College of Armed Forces	38	5	-	-	43
National War College	41	2	-	-	43
<u>THIRD QUARTER - TOTAL</u>	<u>172</u>	<u>71</u>	<u>64</u>	<u>41</u>	<u>138</u>
Armed Forces Staff College	86	66	64	23	65
Industrial College of Armed Forces	43	5	-	9	39
National War College	43	-	-	9	34
<u>FOURTH QUARTER - TOTAL</u>	<u>138</u>	-	<u>138</u>	-	-
Armed Forces Staff School	65	-	65	-	-
Industrial College of Armed Forces	39	-	39	-	-
National War College	34	-	34	-	-

Source: Personnel Statistics Division, Directorate of Statistical Services, DCS/Comptroller

TABLE 219 - SUMMARY - TRAINING OF USAF OFFICERS IN US ARMY SCHOOLS -
FY 1951 THROUGH FY 1957

(Table below is a modification of Table 205, FY 1956)

TYPE OF TRAINING	UNDER INSTRUCTION (BEGINNING OF PERIOD)	DURING PERIOD			UNDER INSTRUCTION (END OF PERIOD)
		Entries	Graduates	Losses	
FISCAL YEAR SUMMARIES					
FY 1951 - TOTAL	371	1,117	1,059	41	388
FY 1952 - TOTAL	388	2,194	2,289	85	208
FY 1953 - TOTAL	208	1,274	1,278	55	149
FY 1954 - TOTAL	149	602	636	61	54
FY 1955 - TOTAL	54	659	596	60	57
FY 1956 - TOTAL	57	489	422	44	80
FY 1957 - TOTAL					
FY 1958 - TOTAL					
FY 1959 - TOTAL					
FY 1960 - TOTAL					
FY 1957					
<u>FY 1957 - TOTAL</u>	<u>80</u>	<u>342</u>	<u>369</u>	<u>19</u>	<u>34</u>
Adjutant General School	-	3	3	-	-
Army Intelligence	-	11	5	6	-
Army Language	9	9	9	-	9
Army War College	4	4	8	-	-
Atomic Weapons	-	34	34	-	-
Attache School	-	21	12	-	9
Chemical Corp.	-	2	2	-	-
Command and General Staff College	9	17	26	-	-
Command Management	-	2	2	-	-
Dentistry, Advanced	4	8	12	-	-
Engineer	-	5	5	-	-
Finance	-	1	1	-	-
Industrial Security Orientation	-	4	4	-	-
Infantry	1	18	18	1	-
Joint Military Packaging	-	6	6	-	-
Judge Advocate General School	-	3	3	-	-
Medical Field Service School	23	15	38	-	-
Medical Service Graduate School	-	22	15	-	7
Provost Marshal General Staff	-	1	1	-	-
Psychological Warfare	-	20	20	-	-
Public Information	-	22	21	1	-
Quartermaster	-	2	2	-	-
Signal	14	27	27	10	4
Strategic Intelligence	16	85	95	1	5

Source: Personnel Statistics Division, Directorate of Statistical Services, DCS/Comptroller

TABLE 220 - SUMMARY - TRAINING OF AIRMEN IN US ARMY SCHOOLS -
FY 1951 THROUGH FY 1957

(Table below is a modification of Table 206, FY 1956)

TYPE OF TRAINING	UNDER INSTRUCTION (BEGINNING OF PERIOD)	DURING PERIOD			UNDER INSTRUCTION (END OF PERIOD)
		Entries	Graduates	Losses	
FISCAL YEAR SUMMARIES					
FY 1951 - TOTAL	7,090	15,632	16,634	1,829	4,259
FY 1952 - TOTAL	4,259	32,932	28,433	3,704	5,054
FY 1953 - TOTAL	5,054	7,799	11,256	1,017	580
FY 1954 - TOTAL	580	4,121	3,307	818	576
FY 1955 - TOTAL	576	3,767	2,963	771	609
FY 1956 - TOTAL	609	3,646	2,878	745	632
FY 1957 - TOTAL					
FY 1958 - TOTAL					
FY 1959 - TOTAL					
FY 1960 - TOTAL					
FY 1957					
<u>FY 1957 - TOTAL</u>	<u>632</u>	<u>2,619</u>	<u>2,367</u>	<u>553</u>	<u>331</u>
Adjutant General School	175	338	376	137	-
Army Language School	98	339	264	18	155
Attache School	-	44	41	3	-
Engineer School	273	1,252	1,167	290	68
Engineer Specialist	-	16	16	-	-
Industrial Security	-	6	6	-	-
Infantry School	12	116	114	14	-
Joint Military Packaging	-	18	17	1	-
Medical Field Service School	35	241	201	57	18
Public Information	-	80	72	8	-
Quartermaster School	38	90	57	15	56
Signal School	1	76	34	9	34
Strategic Intelligence School	-	1	1	-	-
Transportation	-	2	1	1	-

Source: Personnel Statistics Division, Directorate of Statistical Services, DCS/Comptroller

TABLE 221 - SUMMARY - TRAINING OF USAF OFFICERS IN US NAVY SCHOOLS -
FY 1951 THROUGH FY 1957

(Table below is a modification of Table 207.1, FY 1956)

TYPE OF TRAINING	UNDER INSTRUCTION (BEGINNING OF PERIOD)	DURING PERIOD			UNDER INSTRUCTION (END OF PERIOD)
		Entries	Graduates	Losses	
FISCAL YEAR SUMMARIES					
FY 1951 - TOTAL	17	361	364	1	13
EDUCATIONAL TRAINING - TOTAL	6	16	22	-	-
TECHNICAL TRAINING - TOTAL	11	345	342	1	13
FY 1952 - TOTAL	13	313	300	3	23
EDUCATIONAL TRAINING - TOTAL	-	25	17	2	6
TECHNICAL TRAINING - TOTAL	13	288	283	1	17
FY 1953 - TOTAL	23	244	245	6	16
EDUCATIONAL TRAINING - TOTAL	6	29	32	1	2
TECHNICAL TRAINING - TOTAL	17	215	213	5	14
FY 1954 - TOTAL	16	224	222	5	13
EDUCATIONAL TRAINING - TOTAL	2	19	19	-	-
TECHNICAL TRAINING - TOTAL	14	205	203	5	11
FY 1955 - TOTAL	13	314	202	6	119
EDUCATIONAL TRAINING - TOTAL	2	80	-	-	82
TECHNICAL TRAINING - TOTAL	11	234	202	6	37
FY 1956 - TOTAL	119	410	493	16	20
EDUCATIONAL TRAINING - TOTAL	82	140	218	-	4
TECHNICAL TRAINING - TOTAL	37	270	275	16	16
FY 1957 - TOTAL					
EDUCATIONAL TRAINING - TOTAL					
TECHNICAL TRAINING - TOTAL					
FY 1958 - TOTAL					
EDUCATIONAL TRAINING - TOTAL					
TECHNICAL TRAINING - TOTAL					
FY 1959 - TOTAL					
EDUCATIONAL TRAINING - TOTAL					
TECHNICAL TRAINING - TOTAL					
FY 1960 - TOTAL					
EDUCATIONAL TRAINING - TOTAL					
TECHNICAL TRAINING - TOTAL					
FY 1957					
FY 1957 - TOTAL	20	436	433	7	16
EDUCATIONAL TRAINING - TOTAL	4	142	144	-	2
Armed Forces Staff College	-	131	131	-	-
Naval Postgraduate School	4	2	4	-	2
Naval War College	-	9	9	-	-
TECHNICAL TRAINING - TOTAL	16	294	289	7	14
ADR and CR	-	54	53	-	1
Atomic, Biological Chemical Defense	10	48	58	-	-
Atomic Defense	-	33	30	-	3
Atomic Weapons, Infantry	-	3	3	-	-
Basic Air Control	-	1	1	-	-
Biological and Chemical Warfare	-	15	15	-	-
Disaster Relief Course	-	1	1	-	-
Guided Missile Orientation	-	3	3	-	-
Instructor "C"	-	1	1	-	-
Land Force Training Unit	-	52	52	-	-
Land Ordnance	5	22	15	5	7
Land Ordnance Refresher	-	6	4	2	-
Monitoring and Radiac	-	20	20	-	-
Naval Amphibian Training Unit	-	4	4	-	-
Naval Intelligence	1	3	3	-	1
Shipboard Instructor Training	-	3	3	-	-
Short Courses	-	5	5	-	-
Transportation	-	1	1	-	-
Weapons Disposal	-	12	10	-	2
Weapons Disposal Refresher	-	3	3	-	-
Weapons Orientation	-	3	3	-	-
Weapons Planning	-	1	1	-	-

Source: Personnel Statistics Division, Directorate of Statistical Services, DCS/Comptroller

TABLE 222 - SUMMARY - TRAINING OF AIRMEN IN US NAVY SCHOOLS -
FY 1951 THROUGH FY 1957

(Table below is a modification of Table 207.2, FY 1956)

TYPE OF TRAINING	UNDER INSTRUCTION (BEGINNING OF PERIOD)	DURING PERIOD			UNDER INSTRUCTION (END OF PERIOD)
		Entries	Graduates	Losses	
FISCAL YEAR SUMMARIES					
<u>FY 1951 - TOTAL</u>	<u>60</u>	<u>696</u>	<u>534</u>	<u>42</u>	<u>180</u>
EDUCATIONAL TRAINING - TOTAL	-	36	-	12	24
TECHNICAL TRAINING - TOTAL	60	660	534	30	156
<u>FY 1952 - TOTAL</u>	<u>180</u>	<u>1,976</u>	<u>1,632</u>	<u>173</u>	<u>351</u>
EDUCATIONAL TRAINING - TOTAL	24	57	44	37	-
TECHNICAL TRAINING - TOTAL	156	1,919	1,588	136	351
<u>FY 1953 - TOTAL</u>	<u>351</u>	<u>821</u>	<u>788</u>	<u>326</u>	<u>58</u>
EDUCATIONAL TRAINING - TOTAL	-	18	6	12	-
TECHNICAL TRAINING - TOTAL	351	803	782	314	58
<u>FY 1954 - TOTAL</u>	<u>58</u>	<u>514</u>	<u>463</u>	<u>79</u>	<u>30</u>
EDUCATIONAL TRAINING - TOTAL	-	15	4	11	-
TECHNICAL TRAINING - TOTAL	58	499	459	68	30
<u>FY 1955 - TOTAL</u>	<u>30</u>	<u>505</u>	<u>437</u>	<u>46</u>	<u>52</u>
EDUCATIONAL TRAINING - TOTAL	-	12	6	6	-
TECHNICAL TRAINING - TOTAL	30	493	431	40	52
<u>FY 1956 - TOTAL</u>	<u>52</u>	<u>583</u>	<u>42</u>	<u>521</u>	<u>72</u>
EDUCATIONAL TRAINING - TOTAL	-	22	1	21	-
TECHNICAL TRAINING - TOTAL	52	561	41	500	72
<u>FY 1957 - TOTAL</u>	<u>72</u>	<u>648</u>	<u>641</u>	<u>50</u>	<u>29</u>
EDUCATIONAL TRAINING - TOTAL	-	30	8	21	1
US Naval Preparatory School	-	30	8	21	1
<u>TECHNICAL TRAINING - TOTAL</u>	<u>72</u>	<u>618</u>	<u>633</u>	<u>29</u>	<u>28</u>
ADR and CR	-	3	3	-	-
Atomic, Biological, Chemical Defense	-	19	19	-	-
Atomic Defense	-	72	72	-	-
Biological and Chemical Warfare	-	53	53	-	-
Firefighting	-	18	18	-	-
Instructor "C"	2	23	25	-	-
Land Ordnance	40	83	89	22	12
Land Ordnance Refresher	-	14	12	-	2
Monitoring and Radiac.	8	62	70	-	-
MPO "C"	-	1	1	-	-
Naval Amphibian Training Unit	-	27	27	-	-
Naval Intelligence	-	2	-	-	2
Naval Justice	18	110	127	1	-
Plastic Pipe Repair	-	12	12	-	-
Shipboard Instructor Training	-	2	2	-	-
Short Courses	-	4	4	-	-
TTY Maintenance "C"	-	1	-	-	1
Weapons Disposal	4	105	92	6	11
Weapons Disposal Refresher	-	7	7	-	-

Source: Personnel Statistics Division, Directorate of Statistical Services, DCS/Comptroller


TABLE 223-- SUMMARY -- USAF PROFESSIONAL AND TECHNOLOGICAL TRAINING OF USAF PERSONNEL
AT CIVILIAN SCHOOLS AND HOSPITALS -- FY 1955 THROUGH FY 1957

TYPE OF TRAINING	UNDER INSTRUCTION (BEGINNING OF PERIOD)	DURING PERIOD			UNDER INSTRUCTION (END OF PERIOD)
		Entries	Graduates	Losses	
FISCAL YEAR SUMMARIES					
<u>FY 1955 - TOTAL</u>	<u>1,036</u>	<u>1,749</u>	<u>1,223</u>	<u>179</u>	<u>1,383</u>
OFFICER - TOTAL	841	1,087	888	73	967
AIRMAN - TOTAL	195	662	335	106	416
<u>FY 1956 - TOTAL</u>	<u>1,383</u>	<u>1,973</u>	<u>1,625</u>	<u>183</u>	<u>1,548</u>
OFFICER - TOTAL	967	1,186	950	53	1,150
AIRMAN - TOTAL	416	787	675	150	398
<u>FY 1957 - TOTAL</u>					
OFFICER - TOTAL					
AIRMAN - TOTAL					
<u>FY 1958 - TOTAL</u>					
OFFICER - TOTAL					
AIRMAN - TOTAL					
<u>FY 1959 - TOTAL</u>					
OFFICER - TOTAL					
AIRMAN - TOTAL					
<u>FY 1960 - TOTAL</u>					
OFFICER - TOTAL					
AIRMAN - TOTAL					
FY 1957					
<u>FY 1957 - TOTAL</u>	<u>1,548</u>	<u>2,952</u>	<u>1,932</u>	<u>210</u>	<u>2,358</u>
Officer - Total	1,150	1,992	1,182	59	1,901
Administration, Business	123	189	80	6	226
Administrator, Public	1	1	1	-	1
Cartography	4	2	-	-	6
Chemistry, Biological	4	3	2	1	4
Chemistry, Engineering	1	-	-	-	1
Chemistry, General	-	6	-	-	6
Chemistry, Nuclear	1	4	1	-	4
Cinematography	2	3	1	-	4
Economics	5	9	4	-	10
Economics, Foreign	25	-	25	-	-
Education, General	8	6	7	1	6
Engineering, Aeronautical, Flight Test	3	-	1	-	2
Engineering, Aeronautical, General	55	63	37	5	76
Engineering, Aeronautical, Instrument	9	10	8	-	11
Engineering, Aeronautical, Jet-Ram	2	-	2	-	-
Engineering, Aeronautical, Jet-Rocket	2	-	2	-	-
Engineering, Civil	44	18	30	2	30
Engineering, Electrical, Armament	1	-	-	-	1
Engineering, Electrical, Communications	1	-	-	1	-
Engineering, Electrical, Electronics	5	3	5	2	1
Engineering, Electrical, General	139	87	72	4	150
Engineering, Industrial and Production	10	20	3	-	27
Engineering, Mechanical	-	-	-	-	-
Engineering, Mechanical, Engine Design	1	-	-	1	-
Engineering, Mechanical, General	27	21	10	-	38
Engineering, Mechanical, Thermo-Dynamics	1	2	-	2	1
Engineering, Nuclear	9	14	7	1	15
Engineering, Petroleum	2	3	-	-	5
Engineering, Structural	2	-	2	-	-
English	6	7	2	-	11
Foreign Languages, Chinese	3	4	3	1	3
Foreign Languages, French	8	2	9	-	1
Foreign Languages, German	7	21	17	-	11

TABLE 223 - SUMMARY - USAF PROFESSIONAL AND TECHNOLOGICAL TRAINING OF USAF PERSONNEL
AT CIVILIAN SCHOOLS AND HOSPITALS - FY 1955 THROUGH FY 1957 (CONTINUED)

TYPE OF TRAINING	UNDER INSTRUCTION (BEGINNING OF PERIOD)	DURING PERIOD			UNDER INSTRUCTION (END OF PERIOD)
		Entries	Graduates	Losses	
FY 1957 - (CONTINUED)					
Foreign Languages, Japanese	6	12	17	-	1
Foreign Languages, Other	4	24	8	-	20
Foreign Languages, Portuguese	-	6	6	-	-
Foreign Languages, Russian	18	15	20	4	9
Foreign Languages, Spanish	8	83	69	1	21
Geography	1	-	-	-	1
Geophysics	3	3	3	-	3
Guided Missiles	10	12	-	1	21
History	4	5	4	-	5
International Relations	21	24	13	1	31
Management, Advanced	184	244	168	2	258
Management, Production	3	27	4	-	26
Mathematics	16	33	6	3	40
Medical, Administration	-	4	4	-	-
Medical, Administration, Aviation, Physi- ologist	2	1	1	1	1
Medical, Anaesthesia	4	4	3	-	5
Medical, Dental, General Dentistry	1	75	73	2	1
Medical, Dental, Oral Surgery	4	3	3	-	4
Medical, Dental, Periodontics	1	2	1	-	2
Medical, Dental, Prosthetics	2	2	2	-	2
Medical, Internal, Medicine	18	33	9	1	41
Medical, Internal, Medicine, Dermatology	2	4	1	-	5
Medical, Internal, Medicine, Neurology	2	2	1	-	3
Medical, Internal, Medicine, Pediatrics	5	12	2	-	15
Medical, Internal, Medicine, Physiology	2	3	2	-	3
Medical, Miscellaneous	10	376	179	2	205
Medical, Miscellaneous, Administration	2	-	2	-	-
Medical, Nursing, Administration	-	4	2	-	2
Medical, Nursing, Anaesthesia	7	5	5	1	6
Medical, Nursing, General	3	10	3	-	10
Medical, Obstetrics, Gynecologist	11	18	5	-	24
Medical, Ophthalmology	11	7	3	2	13
Medical, Otorhinolary	5	4	2	1	6
Medical, Pathology	6	10	4	-	12
Medical, Pathology, Bacteriology	1	2	-	1	2
Medical, Physical Medicine, Physio-Therapy	10	8	17	-	1
Medical, Preventive Medicine	-	12	12	-	-
Medical, Preventive Medicine, Industrial Medicine	3	3	2	-	4
Medical, Preventive Medicine, Public Health	1	4	5	-	-
Medical, Psychiatry	10	10	7	1	12
Medical, Psychiatry, Psychiatric, Social Work	1	-	-	-	1
Medical, Psychology, Clinical	4	-	1	-	3
Medical, Psychology, General	2	8	2	-	8
Medical, Radiology	11	8	6	1	12
Medical, Surgery, General	31	31	14	-	48
Medical, Surgery, Neuro	4	3	-	-	7
Medical, Surgery, Orthopedic	12	10	5	1	16
Medical, Surgery, Plastic	3	1	2	-	2
Medical, Surgery, Proctology	-	1	-	-	1
Medical, Surgery, Thoracic	3	-	2	-	1
Medical, Surgery, Urology	9	4	2	-	11
Medical, Veterinary, General	-	1	1	-	-
Meteorology, General	131	261	136	6	250
Military Science, Biological Warfare	3	-	1	-	2
Physics, Electronic	1	-	-	-	1
Physics, General	1	1	-	-	2
Physics, Nuclear	-	5	-	-	5
Physics, Prop Ther	-	1	-	-	1
Political Science	12	18	4	-	26
Photography	10	9	3	-	16
Sociology and Social Science	-	22	1	-	21
Traffic Control	-	4	3	-	1
Airman - Total	398	960	750	151	457
Languages	398	960	750	151	457

Source: Personnel Statistics Division, Directorate of Statistical Services, DCS/Comptroller



Civilian Personnel

PART XVIII



CIVILIAN PERSONNEL

DEFINITIONS

ACCESSION

Action resulting in the addition of a civilian employee to the Department of the Air Force.

APPOINTMENT

1. Excepted Appointment: New appointment without regard to the competitive requirements of the civil service rules and regulations under authority of Schedule A or Schedule B to a position which is excepted under such authority.
2. Excepted, permanent: Employees serving under excepted appointments or personal service contracts which contain no conditions or restrictions as to tenure.
3. Excepted, limited or conditional: Employees serving under excepted appointments or personal service contracts which specify either conditional or indefinite tenure, or specific time limitations.
4. Competitive, career: Appointments from civil service registers to positions which are not filled by career conditional appointments and to other positions of persons who have previously met the service requirement.
5. Competitive, career-conditional: Appointments from civil service registers which are conditional until a service requirement has been met.
6. Indefinite Appointment: Employees who are affected by the following: On and after December 1, 1950, all new appointments shall be indefinite appointments, except those of postmasters in all classes of post offices, and, in unusual circumstances, appointments to positions for which the Civil Service Commission determines that probational appointments are in the interest of the service.
7. Temporary Appointment: Civilians serving under temporary appointments for definite limited periods (one year or less).

EMPLOYEES

1. Contract Hire: Employees performing personal services for the Air Force and under the supervision of the Air Force. Payments are made for these services by the Air Force to a foreign government or other agency which in turn pays the employees concerned.
2. Departmental Civilian Employees: Employee designation indicating appointment to Headquarters, USAF.
3. Direct Hire: Employees performing personal services for the Air Force and who are paid directly by the Air Force.
4. Full-Time: Employees regularly required to work, as a minimum, the number of hours and days required by administrative work week for their employment group or class, regardless of the nature of appointments.
5. General Schedule (GS): A schedule of civilian personnel which includes former Professional and Scientific Service (P Service), Clerical, Administrative, and Fiscal Service (CAF), and the Sub-professional Service (SP Service) established by Classification Act 1949 (PL 429, 81st Congress) replacing Classification Act of 1923, as amended.
6. Intermittent: Employees employed on an irregular or occasional basis whose hours or days of work are not based on a prearranged schedule, and who are compensated only for the time when actually employed or for service actually rendered. (WAE-Special Consultants and Other than Special Consultants).
7. Part-Time: Employees regularly employed on a prearranged schedule whose working time is less than that prescribed for full-time employees in the same group or class; excludes special consultants.
8. Salaried: Employees whose wage rates are established by law under the Classification Act of 1949 and amendments thereto.
9. Special Consultants: Civilian consultants with "excepted appointments" (excluded from provisions of the Classification Act of 1949) for a specified number of days, not to exceed one year, and who receive a stipulated amount of compensation for the days actually employed.

HEADQUARTERS, USAF

Includes Office of the Secretary of the Air Force, Central Control Group, and the Air Staff.

JUSMIG, SPAIN

Joint United States Military Group, Air Administration (Spain) was redesignated Headquarters, Sixteenth Air Force, 15 July 1956.

SEPARATION

Action resulting in the loss of a civilian employee from the Department of the Air Force.

CIVILIAN PERSONNEL (CONTINUED)

DEFINITIONS

VETERANS' PREFERENCE

The preference, with respect to conditions of employment, as allowed under the Veterans Preference Act as amended. This preference covers ex-servicemen, mothers entitled to preference under Public Laws 396 and 888 (80th Congress), wives of service connected disabled ex-servicemen, and widows of servicemen or ex-servicemen.

5 Point:

1. Veterans (Male and Female) - Civilians employed as of the end of the month, who were "Veterans" resulting from their own active military or naval service in or prior to World War I or World War II.

10 Point:

1. Veterans (Male and Female) - Civilians employed as of the end of the month, who were "Veterans" with service connected disability resulting from their own active military or naval service in or prior to World War I or World War II.
2. Wives - Civilians employed at the end of the month, who had established veterans preference as wives of service connected disabled veterans.
3. Widows - Civilians employed at the end of the month, who had established veterans preference as the unremarried widows of deceased veterans.
4. Mothers - Civilians employed at the end of the month, who had established veterans preference as the mother of a deceased "veteran" son or daughter who served on honorable duty in the US Service or the mother of a permanently disabled "veteran" providing the mother is widowed, divorced, or the wife of a permanently disabled husband (living husband may be either or not the father of the "veteran").

WAGE BOARD EMPLOYEES

Category of employees who are paid according to prevailing wage board determinations in the area of their employment.

"WHEN ACTUALLY EMPLOYED" (WAE) EMPLOYEES

See Intermittent Employees (Civilian Personnel).

TABLE 224 - SUMMARY - USAF CIVILIAN EMPLOYEES - 30 JUN 1942 THROUGH 30 JUN 1957

(October 1948 was the initial reporting date for Overseas Air Force Civilian Personnel. Prior to that time, such data was combined with Army statistics. Overseas Contract Hire reporting was not required prior to January 1953.)

FISCAL YEAR BY END OF MONTH	WORLDWIDE			CONFIDENTIAL .US	OVERSEAS			CONTRACT HIRE (NON-CITIZENS)
	Total	US Citizens	Non-Citizens		Total	Direct Hire		
						US Citizens	Non-Citizens	
FISCAL YEAR SUMMARIES								
30 JUNE 1942 . . .				160,715				N
30 JUNE 1943 . . .				347,474				O
30 JUNE 1944 . . .				348,503				T
30 JUNE 1945 . . .				393,896				R
30 JUNE 1946 . . .				196,701				R
30 JUNE 1947 . . .				110,070				E
30 JUNE 1948 . . .				121,103				P
30 JUNE 1949 . . .	168,958	148,610	20,348	138,636	30,322	9,974	20,348	Q
30 JUNE 1950 . . .	154,453	140,410	14,043	131,675	22,778	8,735	14,043	O
30 JUNE 1951 . . .	260,728	242,931	17,797	232,388	28,340	10,543	17,797	U
30 JUNE 1952 . . .	309,663	286,590	23,073	274,646	35,017	11,944	23,073	R
30 JUNE 1953 . . .	382,174	278,807	103,367	266,719	44,194	12,088	32,106	E
30 JUNE 1954 . . .	371,497	265,903	105,594	253,629	44,963	12,274	32,689	P
30 JUNE 1955 . . .	397,252	284,159	113,093	270,587	41,489	13,572	27,917	D
30 JUNE 1956 . . .	432,659	320,956	111,703	305,496	42,734	15,460	27,274	O
30 JUNE 1957 . . .								U
30 JUNE 1958 . . .								R
30 JUNE 1959 . . .								I
30 JUNE 1960 . . .								T
FISCAL YEAR 1957								
July (1956) . . .	436,025	324,063	111,962	308,652	42,721	15,411	27,310	84,652
August	439,197	325,437	113,760	309,643	43,702	15,794	27,908	85,852
September	431,880	324,582	107,298	308,480	43,873	16,102	27,771	79,527
October	433,660	326,275	107,385	309,825	44,733	16,450	28,283	79,102
November	431,741	324,162	107,579	307,955	44,530	16,207	28,323	79,256
December	429,737	322,560	107,177	306,363	44,318	16,197	28,121	79,056
January (1957) . .	428,573	321,733	106,840	305,669	43,986	16,064	27,922	78,918
February	427,291	320,827	106,464	304,801	43,846	16,026	27,820	78,644
March	423,793	319,184	104,609	303,200	42,844	15,984	26,860	77,749
April	421,726	317,215	104,511	301,284	42,897	15,931	26,966	77,545
May	418,451	314,295	104,156	298,472	43,023	15,823	27,200	76,956
June	416,585	313,311	103,274	297,567	42,759	15,744	27,015	76,259

Source: Personnel Statistics Division, Directorate of Statistical Services, DCS/Comptroller

TABLE 225 - CIVILIAN EMPLOYEES BY CATEGORY, BY GRADE, WORLDWIDE - FY 1957

CATEGORY AND GRADE	WORLDWIDE				CONTINENTAL US				OVERSEAS			
	September (1956)	December	March (1957)	June	September (1956)	December	March (1957)	June	September (1956)	December	March (1957)	June
TOTAL	<u>352,353</u>	<u>350,681</u>	<u>346,044</u>	<u>340,326</u>	<u>308,480</u>	<u>306,363</u>	<u>303,200</u>	<u>297,567</u>	<u>43,873</u>	<u>44,318</u>	<u>42,844</u>	<u>42,759</u>
SALARIED - TOTAL	<u>153,251</u>	<u>152,377</u>	<u>150,611</u>	<u>150,013</u>	<u>142,640</u>	<u>141,622</u>	<u>139,969</u>	<u>139,483</u>	<u>10,611</u>	<u>10,755</u>	<u>10,642</u>	<u>10,530</u>
<u>General Schedule - Total</u>	<u>153,235</u>	<u>152,359</u>	<u>150,581</u>	<u>149,977</u>	<u>142,625</u>	<u>141,605</u>	<u>139,940</u>	<u>139,448</u>	<u>10,610</u>	<u>10,754</u>	<u>10,641</u>	<u>10,529</u>
1	440	394	333	300	429	377	319	277	11	17	14	23
2	12,620	11,119	9,511	8,707	12,059	10,543	9,035	8,270	561	576	476	437
3	36,613	36,218	35,371	34,569	34,762	34,364	33,561	32,824	1,851	1,854	1,810	1,745
4	27,890	28,128	28,187	28,374	25,950	26,170	26,230	26,469	1,940	1,958	1,957	1,905
5	18,064	17,707	17,447	17,592	17,008	16,704	16,485	16,641	1,056	1,003	962	951
6	5,855	5,991	6,053	5,948	5,502	5,622	5,675	5,583	353	369	378	365
7	15,145	15,537	15,593	15,415	13,035	13,293	13,380	13,227	2,110	2,244	2,213	2,188
8	2,550	2,502	2,418	2,423	2,376	2,331	2,243	2,251	174	171	175	172
9	13,764	13,949	14,099	14,308	12,893	13,050	13,192	13,376	871	899	907	932
10	1,934	1,907	1,841	1,801	1,737	1,721	1,656	1,623	197	186	185	178
11	8,034	8,199	8,604	8,945	7,373	7,540	7,889	8,203	661	659	715	742
12	5,679	5,816	5,997	6,213	5,130	5,274	5,471	5,675	549	542	526	538
13	2,948	3,091	3,231	3,407	2,751	2,895	2,996	3,144	197	196	235	263
14	1,200	1,263	1,333	1,385	1,138	1,196	1,261	1,314	62	67	72	71
15	451	489	521	535	434	476	505	516	17	13	16	19
16	30	33	31	39	30	33	31	39	-	-	-	-
17	17	14	9	14	17	14	9	14	-	-	-	-
18	1	2	2	2	1	2	2	2	-	-	-	-
<u>Public Law 313 - Total</u>	<u>11</u>	<u>13</u>	<u>25</u>	<u>31</u>	<u>10</u>	<u>12</u>	<u>24</u>	<u>30</u>	<u>1</u>	<u>1</u>	<u>1</u>	<u>1</u>
<u>Presidential Appointees - Total</u>	<u>2</u>	<u>2</u>	<u>2</u>	<u>2</u>	<u>2</u>	<u>2</u>	<u>2</u>	<u>2</u>	-	-	-	-
WAGE BOARD - TOTAL	<u>198,529</u>	<u>197,749</u>	<u>194,830</u>	<u>189,664</u>	<u>165,274</u>	<u>164,194</u>	<u>162,638</u>	<u>157,447</u>	<u>33,255</u>	<u>33,555</u>	<u>32,192</u>	<u>32,217</u>
Wage Board Foremen	11,565	11,745	12,036	12,099	10,900	10,974	11,193	11,201	665	771	843	898
Other Local Rate	185,140	184,208	181,091	175,970	152,556	151,430	149,744	144,671	32,584	32,778	31,347	31,299
Maritime and Other	1,824	1,796	1,703	1,595	1,818	1,790	1,701	1,575	6	6	2	20
SPECIAL CONSULTANTS - TOTAL	<u>573</u>	<u>555</u>	<u>603</u>	<u>649</u>	<u>566</u>	<u>547</u>	<u>593</u>	<u>637</u>	<u>7</u>	<u>8</u>	<u>10</u>	<u>12</u>

Source: Personnel Statistics Division, Directorate of Statistical Services, DCS/Comptroller

TABLE 226 - CIVILIAN EMPLOYEES BY TYPE OF APPOINTMENT, BY EMPLOYEE GROUP - FY 1957

TYPE OF APPOINTMENT	30 SEPTEMBER (1956)	31 DECEMBER	31 MARCH (1957)	30 JUNE
WORLDWIDE - TOTAL	<u>352,353</u>	<u>350,681</u>	<u>346,044</u>	<u>340,326</u>
Competitive, Career - Total	<u>219,190</u>	<u>221,676</u>	<u>223,128</u>	<u>222,282</u>
Salaried	93,678	94,876	95,623	95,906
Wage Board	125,512	126,800	127,505	126,376
Competitive, Career-Conditional - Total	<u>84,731</u>	<u>83,085</u>	<u>80,479</u>	<u>76,233</u>
Salaried	47,230	46,414	45,007	44,387
Wage Board	37,501	36,671	35,472	31,846
Competitive, Limited Tenure - Total	<u>13,591</u>	<u>11,268</u>	<u>9,612</u>	<u>9,081</u>
Salaried	6,862	5,858	5,204	5,123
Wage Board	6,729	5,410	4,408	3,958
Excepted, Limited, or Conditional - Total	<u>30,167</u>	<u>30,352</u>	<u>29,318</u>	<u>29,528</u>
Salaried	3,750	3,725	3,523	3,658
Wage Board	26,417	26,627	25,795	25,870
Excepted, Permanent - Total	<u>4,674</u>	<u>4,300</u>	<u>3,507</u>	<u>3,202</u>
Salaried	2,304	2,059	1,857	1,588
Wage Board	2,370	2,241	1,650	1,614
CONTINENTAL US - TOTAL	<u>308,480</u>	<u>306,363</u>	<u>303,200</u>	<u>297,567</u>
Competitive, Career - Total	<u>212,628</u>	<u>214,779</u>	<u>215,912</u>	<u>214,758</u>
Salaried ^{a/}	90,251	91,174	91,706	91,708
Wage Board	122,377	123,605	124,206	123,050
Competitive, Career-Conditional - Total	<u>81,864</u>	<u>80,252</u>	<u>77,622</u>	<u>73,384</u>
Salaried	45,426	44,654	43,202	42,567
Wage Board	36,438	35,598	34,420	30,817
Competitive, Limited Tenure - Total	<u>11,399</u>	<u>8,920</u>	<u>7,389</u>	<u>6,888</u>
Salaried	5,505	4,333	3,697	3,609
Wage Board	5,894	4,587	3,692	3,279
Excepted, Limited, or Conditional - Total	<u>1,393</u>	<u>1,294</u>	<u>1,260</u>	<u>1,526</u>
Salaried ^{b/}	1,103	1,092	1,095	1,397
Wage Board	290	202	165	129
Excepted, Permanent - Total	<u>1,196</u>	<u>1,118</u>	<u>1,017</u>	<u>1,011</u>
Salaried	921	916	862	839
Wage Board	275	202	155	172
OVERSEAS - TOTAL	<u>43,873</u>	<u>44,318</u>	<u>42,844</u>	<u>42,759</u>
Competitive, Career - Total	<u>6,562</u>	<u>6,897</u>	<u>7,216</u>	<u>7,524</u>
Salaried	3,427	3,702	3,917	4,198
Wage Board	3,135	3,195	3,299	3,326
Competitive, Career-Conditional - Total	<u>2,867</u>	<u>2,833</u>	<u>2,857</u>	<u>2,849</u>
Salaried	1,804	1,760	1,805	1,820
Wage Board	1,063	1,073	1,052	1,029
Competitive, Limited Tenure - Total	<u>2,192</u>	<u>2,348</u>	<u>2,223</u>	<u>2,193</u>
Salaried	1,357	1,525	1,507	1,514
Wage Board	835	823	716	679
Excepted, Limited, or Conditional - Total	<u>28,774</u>	<u>29,058</u>	<u>28,058</u>	<u>28,002</u>
Salaried ^{b/}	2,647	2,633	2,428	2,261
Wage Board	26,127	26,425	25,630	25,741
Excepted, Permanent - Total	<u>3,478</u>	<u>3,182</u>	<u>2,490</u>	<u>2,191</u>
Salaried	1,383	1,143	995	749
Wage Board	2,095	2,039	1,495	1,442

^{a/} Includes Presidential Appointees.

^{b/} Includes Special Consultants.

Source: Personnel Statistics Division, Directorate of Statistical Services, DCS/Comptroller

TABLE 227 - SUMMARY - WAE (WHEN ACTUALLY EMPLOYED) EMPLOYEES AND PRESIDENTIAL APPOINTEES - 30 JUN 1949 THROUGH 30 JUN 1957

(Table below is a modification of Table 212, FY 1956.)

END OF FISCAL YEAR AND LOCATION	PRESIDENTIAL APPOINTEES	WAE (SPECIAL CONSULTANTS) ^{a/}	WAE (OTHER THAN SPECIAL CONSULTANTS) ^{a/}			END OF FISCAL YEAR AND LOCATION	PRESIDENTIAL APPOINTEES	WAE (SPECIAL CONSULTANTS) ^{a/}	WAE (OTHER THAN SPECIAL CONSULTANTS) ^{a/}		
			Total	Sal- aried	Wage Board				Total	Sal- aried	Wage Board
FISCAL YEAR SUMMARIES											
30 JUN 1949-TOTAL	3	90	106	88	18	30 JUN 1955-TOTAL	5	609	355	171	184
CONTINENTAL US	3	90	96	86	10	CONTINENTAL US	5	592	253	94	159
OVERSEAS	-	-	10	2	8	OVERSEAS	-	17	102	77	25
30 JUN 1950-TOTAL	4	163	104	100	4	30 JUN 1956-TOTAL	5	585	472	207	265
CONTINENTAL US	4	162	102	100	2	CONTINENTAL US	5	570	328	105	223
OVERSEAS	-	1	2	-	2	OVERSEAS	-	15	144	102	42
30 JUN 1951-TOTAL	4	380	171	137	34	30 JUN 1957-TOTAL					
CONTINENTAL US	4	379	169	135	34	CONTINENTAL US					
OVERSEAS	-	1	2	2	-	OVERSEAS					
30 JUN 1952-TOTAL	3	481	284	74	210	30 JUN 1958-TOTAL					
CONTINENTAL US	3	476	274	69	205	CONTINENTAL US					
OVERSEAS	-	5	10	5	5	OVERSEAS					
30 JUN 1953-TOTAL	4	442	106	67	39	30 JUN 1959-TOTAL					
CONTINENTAL US	4	433	80	44	36	CONTINENTAL US					
OVERSEAS	-	9	26	23	3	OVERSEAS					
30 JUN 1954-TOTAL	4	478	692	564	128	30 JUN 1960-TOTAL					
CONTINENTAL US	4	465	629	506	123	CONTINENTAL US					
OVERSEAS	-	13	63	58	5	OVERSEAS					
FISCAL YEAR 1957											
MONTH	PRESIDENTIAL APPOINTEES	WAE (SPECIAL CONSULTANTS) ^{a/}	WAE (OTHER THAN SPECIAL CONSULTANTS) ^{a/}			MONTH	PRESIDENTIAL APPOINTEES	WAE (SPECIAL CONSULTANTS) ^{a/}	WAE (OTHER THAN SPECIAL CONSULTANTS) ^{a/}		
			Total	Sal- aried	Wage Board				Total	Sal- aried	Wage Board
Jul (1956) - Total	5	652	402	182	220	Jan (1957) - Total	5	570	399	196	203
Continental US	5	635	281	105	176	Continental US	5	562	269	99	170
Overseas	-	17	121	77	44	Overseas	-	8	130	97	33
Aug - Total	5	584	353	148	205	Feb - Total	5	598	354	143	211
Continental US	5	571	271	99	172	Continental US	5	590	274	94	180
Overseas	-	13	82	49	33	Overseas	-	8	80	49	31
Sep - Total	5	573	399	170	229	Mar - Total	5	603	334	143	191
Continental US	5	566	301	108	193	Continental US	5	593	256	95	161
Overseas	-	7	98	62	36	Overseas	-	10	78	48	30
Oct - Total	5	606	426	180	246	Apr - Total	5	674	384	144	240
Continental US	5	597	314	107	207	Continental US	5	662	297	102	195
Overseas	-	9	112	73	39	Overseas	-	12	87	42	45
Nov - Total	5	611	401	164	237	May - Total	4	626	491	147	344
Continental US	5	605	309	110	199	Continental US	4	615	389	100	289
Overseas	-	6	92	54	38	Overseas	-	11	102	47	55
Dec - Total	5	555	404	193	211	Jun - Total	5	649	413	133	280
Continental US	5	547	284	107	177	Continental US	5	637	323	100	223
Overseas	-	8	120	86	34	Overseas	-	12	90	33	57

^{a/} Figures indicate personnel who worked for any length of time during the month.

Source: Personnel Statistics Division, Directorate of Statistical Services, DCS/Comptroller

TABLE 228 - SUMMARY - CIVILIAN EMPLOYEES WITH VETERANS' PREFERENCE, BY PREFERENCE POINTS
WITHIN MAJOR AIR COMMANDS - FY 1949 THROUGH FY 1957 (CONTINUED)

COMMAND	30 SEPTEMBER (1956)		31 DECEMBER		31 MARCH (1957)		30 JUNE	
	5 and 10 Point Vets	10 Point Vets	5 and 10 Point Vets	10 Point Vets	5 and 10 Point Vets	10 Point Vets	5 and 10 Point Vets	10 Point Vets
<u>WORLDWIDE - TOTAL</u>	<u>169,016</u>	<u>29,448</u>	<u>168,660</u>	<u>29,349</u>	<u>167,675</u>	<u>29,301</u>	<u>164,592</u>	<u>28,754</u>
<u>CONTINENTAL US - TOTAL</u>	<u>162,363</u>	<u>29,008</u>	<u>161,903</u>	<u>28,896</u>	<u>160,910</u>	<u>28,836</u>	<u>157,885</u>	<u>28,275</u>
Air Defense Command	6,120	1,042	6,129	1,041	6,111	1,029	5,567	955
Air Force Finance Center	640	209	645	208	647	212	642	210
Air Materiel Command	88,444	15,496	87,526	15,393	87,458	15,425	87,569	15,335
Air Proving Ground Command	1,374	240	1,418	247	1,405	241	1,390	238
Air Research and Development Command	11,983	2,004	12,398	2,085	12,468	2,098	12,277	2,056
Air Training Command	24,676	4,486	24,352	4,327	23,328	4,217	21,685	3,992
Air University	1,415	284	1,419	291	1,415	288	1,462	297
Continental Air Command	4,537	900	4,574	873	4,862	929	4,919	918
Headquarters Command, USAF	2,136	374	2,105	375	2,152	365	2,104	366
Headquarters US Air Force	1,822	290	1,833	297	1,859	304	1,849	297
Military Air Transport Service	6,913	962	7,017	1,019	6,980	1,030	7,014	1,047
Strategic Air Command	8,467	1,946	8,496	1,940	8,288	1,901	7,585	1,763
Tactical Air Command	3,416	708	3,548	732	3,477	723	3,326	715
USAF Academy	159	30	184	30	200	35	233	44
USAF Security Service	261	37	259	38	260	39	263	42
<u>OVERSEAS - TOTAL</u>	<u>6,653</u>	<u>440</u>	<u>6,757</u>	<u>453</u>	<u>6,765</u>	<u>465</u>	<u>6,707</u>	<u>479</u>
Air Defense Command	2	1	3	1	3	1	17	3
Air Materiel Command	1,138	105	1,258	109	1,261	108	1,259	116
Air Research and Development Command	1	-	1	-	1	-	1	-
Alaskan Air Command	1,103	51	1,100	52	1,088	54	1,083	64
Caribbean Air Command	99	7	96	7	97	7	97	8
Far East Air Forces	2,054	149	2,099	151	2,086	155	2,124	155
Headquarters Command, USAF	91	3	90	4	91	4	97	7
Headquarters, Sixteenth Air Force ^{a/}	48	8	52	9	99	13	95	12
Military Air Transport Service	776	35	785	39	768	45	719	43
Northeast Air Command ^{b/}	40	5	39	5	33	3	-	-
Strategic Air Command	452	30	456	29	451	29	450	27
US Air Forces, Europe	837	46	766	47	775	46	753	44
USAF Security Service	12	-	12	-	12	-	12	-

^{a/} JUEMG, Spain redesignated Headquarters, Sixteenth Air Force, 15 July 1956.

^{b/} Northeast Air Command discontinued as of 1 April 1957; personnel transferred (with a few exceptions) to Strategic Air Command and Air Defense Command.

Source: Personnel Statistics Division, Directorate of Statistical Services, DCS/Comptroller

TABLE 229 - SUMMARY - CIVILIAN EMPLOYEES BY SEX, BY COMMAND -
LAST HALF FY 1949 THROUGH FY 1957

(Table below is a modification of Table 214, FY 1956.)

DATE, LOCATION, AND SEX	SEPTEMBER	DECEMBER	MARCH	JUNE
	FISCAL YEAR SUMMARIES			
LAST HALF FY 1949				
<u>WORLDWIDE - TOTAL</u>			162,697	168,958
MALE - TOTAL		A	123,113	128,419
FEMALE - TOTAL		V	39,584	40,539
		A		
<u>CONTINENTAL US - TOTAL</u>	N	I	135,570	138,636
MALE - TOTAL	O	L	101,429	103,759
FEMALE - TOTAL	T	A	34,141	34,877
		B		
<u>OVERSEAS - TOTAL</u>		L	27,127	30,322
MALE - TOTAL		E	21,684	24,660
FEMALE - TOTAL			5,443	5,662
FY 1950				
<u>WORLDWIDE - TOTAL</u>	164,185	150,743	150,880	154,453
MALE - TOTAL	124,786	114,285	114,895	118,070
FEMALE - TOTAL	39,399	36,458	35,985	36,383
<u>CONTINENTAL US - TOTAL</u>	133,360	126,692	126,570	131,675
MALE - TOTAL	99,937	95,087	95,445	99,871
FEMALE - TOTAL	33,423	31,605	31,125	31,804
<u>OVERSEAS - TOTAL</u>	30,825	24,051	24,310	22,778
MALE - TOTAL	24,849	19,198	19,450	18,199
FEMALE - TOTAL	5,976	4,853	4,860	4,579
FY 1951				
<u>WORLDWIDE - TOTAL</u>	173,419	186,357	229,666	260,728
MALE - TOTAL	131,485	139,957	166,669	184,953
FEMALE - TOTAL	41,934	46,400	62,997	75,775
<u>CONTINENTAL US - TOTAL</u>	149,027	160,806	202,756	232,388
MALE - TOTAL	112,063	119,824	145,557	162,731
FEMALE - TOTAL	36,964	40,982	57,199	69,657
<u>OVERSEAS - TOTAL</u>	24,392	25,551	26,910	28,340
MALE - TOTAL	19,422	20,133	21,112	22,222
FEMALE - TOTAL	4,970	5,418	5,798	6,118
FY 1952				
<u>WORLDWIDE - TOTAL</u>	274,241	281,052	288,091	309,663
MALE - TOTAL	193,504	199,169	205,946	220,424
FEMALE - TOTAL	80,737	81,883	82,145	89,239
<u>CONTINENTAL US - TOTAL</u>	244,838	249,202	254,523	274,646
MALE - TOTAL	170,388	174,364	179,623	193,011
FEMALE - TOTAL	74,450	74,838	74,900	81,635
<u>OVERSEAS - TOTAL</u>	29,403	31,850	33,568	35,017
MALE - TOTAL	23,116	24,805	26,323	27,413
FEMALE - TOTAL	6,287	7,045	7,245	7,604
FY 1953				
<u>WORLDWIDE - TOTAL</u>	310,256	315,122	310,424	302,307
MALE - TOTAL	222,223	226,840	223,398	217,069
FEMALE - TOTAL	88,033	88,282	87,026	85,238
<u>CONTINENTAL US - TOTAL</u>	273,737	277,771	273,720	266,719
MALE - TOTAL	193,693	197,726	194,700	189,328
FEMALE - TOTAL	80,044	80,045	79,020	77,391
<u>OVERSEAS - TOTAL</u>	36,519	37,351	36,704	35,588
MALE - TOTAL	28,530	29,114	28,698	27,741
FEMALE - TOTAL	7,989	8,237	8,006	7,847
FY 1954				
<u>WORLDWIDE - TOTAL</u>	291,000	288,900	290,931	295,597
MALE - TOTAL	210,522	208,878	211,625	214,412
FEMALE - TOTAL	80,478	80,022	79,306	81,185
<u>CONTINENTAL US - TOTAL</u>	255,507	253,066	252,089	253,622
MALE - TOTAL	182,584	181,086	180,832	181,868
FEMALE - TOTAL	72,923	71,980	71,257	71,761
<u>OVERSEAS - TOTAL</u>	35,493	35,834	38,842	41,968
MALE - TOTAL	27,938	27,792	30,793	32,544
FEMALE - TOTAL	7,555	8,042	8,049	9,424

TABLE 229 - SUMMARY - CIVILIAN EMPLOYEES BY SEX, BY COMMAND -
LAST HALF FY 1949 THROUGH FY 1957 (CONTINUED)

DATE, LOCATION, AND SEX	SEPTEMBER	DECEMBER	MARCH	JUNE
FISCAL YEAR SUMMARIES				
<u>FY 1955</u>				
<u>WORLDWIDE - TOTAL</u>	300,311	304,496	306,631	312,076
MALE - TOTAL	218,355	223,281	222,337	226,125
FEMALE - TOTAL	81,956	81,215	84,294	85,951
<u>CONTINENTAL US - TOTAL</u>	254,729	259,560	263,948	270,587
MALE - TOTAL	182,853	186,050	188,260	192,991
FEMALE - TOTAL	71,876	73,510	75,688	77,596
<u>OVERSEAS - TOTAL</u>	45,582	44,936	42,683	41,489
MALE - TOTAL	35,502	37,231	34,077	33,134
FEMALE - TOTAL	10,080	7,705	8,606	8,355
<u>FY 1956</u>				
<u>WORLDWIDE - TOTAL</u>	315,015	325,683	334,562	348,230
MALE - TOTAL	227,951	234,460	240,828	251,749
FEMALE - TOTAL	87,064	91,223	93,734	96,481
<u>CONTINENTAL US - TOTAL</u>	273,918	283,592	292,633	305,496
MALE - TOTAL	195,820	203,401	209,829	218,563
FEMALE - TOTAL	78,098	80,191	82,804	86,933
<u>OVERSEAS - TOTAL</u>	41,097	42,091	41,929	42,734
MALE - TOTAL	32,131	31,059	30,999	33,186
FEMALE - TOTAL	8,966	11,032	10,930	9,548
<u>FY 1957</u>				
<u>WORLDWIDE - TOTAL</u>				
MALE - TOTAL				
FEMALE - TOTAL				
<u>CONTINENTAL US - TOTAL</u>				
MALE - TOTAL				
FEMALE - TOTAL				
<u>OVERSEAS - TOTAL</u>				
MALE - TOTAL				
FEMALE - TOTAL				
<u>FY 1958</u>				
<u>WORLDWIDE - TOTAL</u>				
MALE - TOTAL				
FEMALE - TOTAL				
<u>CONTINENTAL US - TOTAL</u>				
MALE - TOTAL				
FEMALE - TOTAL				
<u>OVERSEAS - TOTAL</u>				
MALE - TOTAL				
FEMALE - TOTAL				
<u>FY 1959</u>				
<u>WORLDWIDE - TOTAL</u>				
MALE - TOTAL				
FEMALE - TOTAL				
<u>CONTINENTAL US - TOTAL</u>				
MALE - TOTAL				
FEMALE - TOTAL				
<u>OVERSEAS - TOTAL</u>				
MALE - TOTAL				
FEMALE - TOTAL				
<u>FY 1960</u>				
<u>WORLDWIDE - TOTAL</u>				
MALE - TOTAL				
FEMALE - TOTAL				
<u>CONTINENTAL US - TOTAL</u>				
MALE - TOTAL				
FEMALE - TOTAL				
<u>OVERSEAS - TOTAL</u>				
MALE - TOTAL				
FEMALE - TOTAL				

TABLE 229 - SUMMARY - CIVILIAN EMPLOYEES BY SEX, BY COMMAND -
LAST HALF FY 1949 THROUGH FY 1957 (CONTINUED)

COMMAND	SEPTEMBER (1956)	DECEMBER	MARCH (1957)	JUNE
<u>WORLDWIDE - TOTAL</u>	<u>352,353</u>	<u>350,681</u>	<u>346,044</u>	<u>340,326</u>
<u>MALE - TOTAL</u>	<u>256,246</u>	<u>254,635</u>	<u>251,416</u>	<u>246,800</u>
<u>FEMALE - TOTAL</u>	<u>96,107</u>	<u>96,046</u>	<u>94,628</u>	<u>93,526</u>
<u>CONTINENTAL US - TOTAL</u>	<u>308,480</u>	<u>306,363</u>	<u>303,200</u>	<u>297,567</u>
<u>Male - Total</u>	<u>222,303</u>	<u>220,195</u>	<u>218,213</u>	<u>213,606</u>
<u>Female - Total</u>	<u>86,177</u>	<u>86,168</u>	<u>84,987</u>	<u>83,961</u>
<u>Air Defense Command - Total</u>	<u>11,657</u>	<u>11,644</u>	<u>11,480</u>	<u>10,522</u>
Male	8,099	8,102	8,035	7,197
Female	3,558	3,542	3,445	3,325
<u>Air Force Finance Center - Total</u>	<u>2,026</u>	<u>2,065</u>	<u>2,110</u>	<u>2,046</u>
Male	654	659	662	663
Female	1,372	1,406	1,448	1,383
<u>Air Materiel Command - Total</u>	<u>165,309</u>	<u>162,929</u>	<u>162,332</u>	<u>162,563</u>
Male	129,106	123,660	123,153	123,392
Female	40,203	39,269	39,179	39,171
<u>Air Proving Ground Command - Total</u>	<u>2,838</u>	<u>3,003</u>	<u>2,929</u>	<u>2,806</u>
Male	2,274	2,386	2,354	2,249
Female	564	617	575	557
<u>Air Research and Development Command - Total</u>	<u>22,832</u>	<u>23,405</u>	<u>23,318</u>	<u>23,085</u>
Male	16,879	16,878	16,910	16,852
Female	5,953	6,527	6,408	6,233
<u>Air Training Command - Total</u>	<u>44,234</u>	<u>43,488</u>	<u>41,149</u>	<u>38,393</u>
Male	31,717	30,677	29,296	26,907
Female	12,517	12,811	11,853	11,486
<u>Air University - Total</u>	<u>2,953</u>	<u>2,941</u>	<u>2,927</u>	<u>2,982</u>
Male	1,725	1,725	1,719	1,772
Female	1,228	1,216	1,208	1,210
<u>Continental Air Command - Total</u>	<u>8,365</u>	<u>8,414</u>	<u>9,155</u>	<u>9,227</u>
Male	5,172	5,227	5,611	5,700
Female	3,193	3,187	3,544	3,527
<u>Headquarters Command, USAF - Total</u>	<u>5,589</u>	<u>5,475</u>	<u>5,546</u>	<u>5,412</u>
Male	3,385	3,302	3,354	3,311
Female	2,204	2,173	2,192	2,101
<u>Headquarters US Air Force - Total</u>	<u>5,569</u>	<u>5,583</u>	<u>5,636</u>	<u>5,622</u>
Male	2,205	2,217	2,260	2,256
Female	3,364	3,366	3,376	3,366
<u>Military Air Transport Service - Total</u>	<u>12,284</u>	<u>12,393</u>	<u>12,310</u>	<u>12,266</u>
Male	8,710	8,738	8,655	8,673
Female	3,574	3,655	3,655	3,593
<u>Strategic Air Command - Total</u>	<u>16,781</u>	<u>16,639</u>	<u>16,209</u>	<u>14,798</u>
Male	11,158	11,169	10,893	9,689
Female	5,623	5,470	5,316	5,109
<u>Tactical Air Command - Total</u>	<u>7,102</u>	<u>7,384</u>	<u>7,083</u>	<u>6,745</u>
Male	4,771	4,977	4,825	4,407
Female	2,331	2,407	2,258	2,338
<u>USAF Academy - Total</u>	<u>333</u>	<u>380</u>	<u>410</u>	<u>489</u>
Male	166	195	204	253
Female	167	185	206	236
<u>USAF Security Service - Total</u>	<u>608</u>	<u>620</u>	<u>606</u>	<u>611</u>
Male	282	283	282	285
Female	326	337	324	326

TABLE 229 - SUMMARY - CIVILIAN EMPLOYEES BY SEX, BY COMMAND -
LAST HALF FY 1949 THROUGH FY 1957 (CONTINUED)

COMMAND	SEPTEMBER (1956)	DECEMBER	MARCH (1957)	JUNE
<u>OVERSEAS - Total</u>	<u>43,873</u>	<u>44,318</u>	<u>42,844</u>	<u>42,759</u>
<u>Male - Total</u>	<u>33,943</u>	<u>34,440</u>	<u>33,203</u>	<u>33,194</u>
<u>Female - Total</u>	<u>9,930</u>	<u>9,878</u>	<u>9,641</u>	<u>9,565</u>
<u>Air Defense Command - Total</u>	<u>160</u>	<u>157</u>	<u>158</u>	<u>1,777</u>
Male	150	149	156	1,488
Female	10	8	2	289
<u>Air Materiel Command - Total</u>	<u>6,789</u>	<u>7,044</u>	<u>6,635</u>	<u>6,588</u>
Male	5,544	5,758	5,479	5,515
Female	1,245	1,286	1,156	1,073
<u>Air Research and Development Command - Total</u>	<u>16</u>	<u>18</u>	<u>15</u>	<u>16</u>
Male	2	2	2	2
Female	14	16	13	14
<u>Alaskan Air Command - Total</u>	<u>3,237</u>	<u>3,190</u>	<u>3,103</u>	<u>3,088</u>
Male	2,083	2,049	1,989	1,956
Female	1,154	1,141	1,114	1,132
<u>Caribbean Air Command - Total</u>	<u>970</u>	<u>967</u>	<u>966</u>	<u>932</u>
Male	777	787	770	739
Female	193	200	196	193
<u>Far East Air Forces - Total</u>	<u>15,407</u>	<u>15,303</u>	<u>15,055</u>	<u>14,935</u>
Male	12,567	12,620	12,368	12,237
Female	2,840	2,683	2,747	2,698
<u>Headquarters Command, USAF - Total</u>	<u>503</u>	<u>518</u>	<u>526</u>	<u>538</u>
Male	313	332	346	344
Female	190	186	180	194
<u>Headquarters, Sixteenth Air Force - Total</u> a/	<u>640</u>	<u>694</u>	<u>1,192</u>	<u>1,260</u>
Male	398	435	815	869
Female	242	259	377	391
<u>Military Air Transport Service - Total</u>	<u>4,479</u>	<u>4,221</u>	<u>4,221</u>	<u>4,221</u>
Male	3,572	3,388	3,379	3,386
Female	907	833	842	835
<u>Northeast Air Command - Total</u> b/	<u>4,864</u>	<u>4,977</u>	<u>3,851</u>	-
Male	4,018	4,135	3,195	-
Female	846	842	656	-
<u>Strategic Air Command - Total</u>	<u>2,093</u>	<u>1,983</u>	<u>1,957</u>	<u>4,086</u>
Male	1,682	1,555	1,540	3,306
Female	411	428	417	780
<u>US Air Forces, Europe - Total</u>	<u>4,693</u>	<u>5,224</u>	<u>5,142</u>	<u>5,294</u>
Male	2,824	3,237	3,211	3,339
Female	1,869	1,987	1,931	1,955
<u>USAF Security Service - Total</u>	<u>22</u>	<u>22</u>	<u>23</u>	<u>24</u>
Male	13	13	13	13
Female	9	9	10	11

a/ JUSMAG, Spain redesignated Headquarters, Sixteenth Air Force, 15 July 1956.

b/ Northeast Air Command discontinued as of 1 April 1957; personnel transferred (with a few exceptions) to Strategic Air Command and Air Defense Command.

Source: Personnel Statistics Division, Directorate of Statistical Services, DCS/Comptroller

TABLE 230 - CIVILIAN EMPLOYEES BY CITIZENSHIP OR NON-CITIZENSHIP STATUS, BY COMMAND, OVERSEAS - FY 1957

(Continental US Citizens include citizens of US Territories and Possessions.)

COMMAND	JULY (1956)	AUGUST	SEPTEMBER	OCTOBER	NOVEMBER	DECEMBER	JANUARY (1957)	FEBRUARY	MARCH	APRIL	MAY	JUNE
<u>OVERSEAS - TOTAL</u>	<u>42,721</u>	<u>43,702</u>	<u>43,873</u>	<u>44,733</u>	<u>44,530</u>	<u>44,318</u>	<u>43,986</u>	<u>43,846</u>	<u>42,844</u>	<u>42,897</u>	<u>43,023</u>	<u>42,759</u>
<u>US TERRITORIES AND POSSESSIONS - TOTAL</u>	<u>9,781</u>	<u>9,877</u>	<u>9,492</u>	<u>9,493</u>	<u>9,385</u>	<u>9,347</u>	<u>9,271</u>	<u>9,272</u>	<u>9,221</u>	<u>9,210</u>	<u>9,154</u>	<u>9,095</u>
<u>CONTINENTAL US CITIZENS - TOTAL</u>	<u>7,640</u>	<u>7,780</u>	<u>7,653</u>	<u>7,658</u>	<u>7,564</u>	<u>7,540</u>	<u>7,472</u>	<u>7,484</u>	<u>7,419</u>	<u>7,421</u>	<u>7,368</u>	<u>7,330</u>
<u>NON-US CITIZENS - TOTAL</u>	<u>2,141</u>	<u>2,097</u>	<u>1,839</u>	<u>1,835</u>	<u>1,821</u>	<u>1,807</u>	<u>1,799</u>	<u>1,788</u>	<u>1,802</u>	<u>1,789</u>	<u>1,786</u>	<u>1,765</u>
<u>FOREIGN COUNTRIES - TOTAL</u>	<u>32,940</u>	<u>33,825</u>	<u>34,381</u>	<u>35,240</u>	<u>35,145</u>	<u>34,971</u>	<u>34,715</u>	<u>34,574</u>	<u>33,623</u>	<u>33,687</u>	<u>33,869</u>	<u>33,664</u>
<u>CONTINENTAL US CITIZENS - TOTAL</u>	<u>7,771</u>	<u>8,014</u>	<u>8,449</u>	<u>8,792</u>	<u>8,643</u>	<u>8,657</u>	<u>8,592</u>	<u>8,542</u>	<u>8,565</u>	<u>8,510</u>	<u>8,455</u>	<u>8,414</u>
<u>NON-US CITIZENS - TOTAL</u>	<u>25,169</u>	<u>25,811</u>	<u>25,932</u>	<u>26,448</u>	<u>26,502</u>	<u>26,314</u>	<u>26,123</u>	<u>26,032</u>	<u>25,058</u>	<u>25,177</u>	<u>25,414</u>	<u>25,250</u>
<u>Air Defense Command - Total</u>	<u>157</u>	<u>158</u>	<u>160</u>	<u>158</u>	<u>159</u>	<u>157</u>	<u>158</u>	<u>159</u>	<u>158</u>	<u>1,723</u>	<u>1,760</u>	<u>1,777</u>
<u>Foreign Countries - Total</u>	<u>157</u>	<u>158</u>	<u>160</u>	<u>158</u>	<u>159</u>	<u>157</u>	<u>158</u>	<u>159</u>	<u>158</u>	<u>1,723</u>	<u>1,760</u>	<u>1,777</u>
Continental US Citizens	1	2	2	2	2	2	2	2	2	81	81	84
Non-US Citizens	156	156	158	156	157	155	156	157	156	1,642	1,679	1,693
<u>Air Materiel Command - Total</u>	<u>6,491</u>	<u>6,656</u>	<u>6,789</u>	<u>6,970</u>	<u>7,003</u>	<u>7,044</u>	<u>6,573</u>	<u>6,592</u>	<u>6,635</u>	<u>6,651</u>	<u>6,612</u>	<u>6,588</u>
<u>US Territories and Possessions - Total</u>	<u>279</u>	<u>275</u>	<u>274</u>	<u>271</u>	<u>269</u>	<u>263</u>	<u>260</u>	<u>257</u>	<u>272</u>	<u>272</u>	<u>272</u>	<u>273</u>
Continental US Citizens	7	5	5	5	6	1	2	2	2	2	2	3
Non-US Citizens	272	270	269	266	263	262	258	255	270	270	270	270
<u>Foreign Countries - Total</u>	<u>6,212</u>	<u>6,381</u>	<u>6,515</u>	<u>6,699</u>	<u>6,734</u>	<u>6,781</u>	<u>6,313</u>	<u>6,335</u>	<u>6,363</u>	<u>6,379</u>	<u>6,340</u>	<u>6,315</u>
Continental US Citizens	1,882	1,991	2,076	2,184	2,205	2,202	2,099	2,079	2,107	2,082	2,045	2,023
Non-US Citizens	4,330	4,390	4,439	4,515	4,529	4,579	4,214	4,256	4,256	4,297	4,295	4,292
<u>Air Research and Development Command - Total</u>	<u>13</u>	<u>15</u>	<u>16</u>	<u>17</u>	<u>18</u>	<u>18</u>	<u>17</u>	<u>17</u>	<u>15</u>	<u>15</u>	<u>16</u>	<u>16</u>
<u>Foreign Countries - Total</u>	<u>13</u>	<u>15</u>	<u>16</u>	<u>17</u>	<u>18</u>	<u>18</u>	<u>17</u>	<u>17</u>	<u>15</u>	<u>15</u>	<u>16</u>	<u>16</u>
Continental US Citizens	8	9	10	11	11	11	10	10	9	9	10	10
Non-US Citizens	5	6	6	6	7	7	7	7	6	6	6	6
<u>Alaskan Air Command - Total</u>	<u>3,369</u>	<u>3,369</u>	<u>3,237</u>	<u>3,309</u>	<u>3,246</u>	<u>3,190</u>	<u>3,138</u>	<u>3,158</u>	<u>3,103</u>	<u>3,096</u>	<u>3,062</u>	<u>3,088</u>
<u>US Territories and Possessions - Total</u>	<u>3,369</u>	<u>3,369</u>	<u>3,237</u>	<u>3,309</u>	<u>3,246</u>	<u>3,190</u>	<u>3,138</u>	<u>3,158</u>	<u>3,103</u>	<u>3,096</u>	<u>3,062</u>	<u>3,088</u>
Continental US Citizens	3,352	3,353	3,221	3,294	3,235	3,182	3,130	3,150	3,096	3,088	3,056	3,082
Non-US Citizens	17	16	16	15	11	8	8	8	7	8	6	6

TABLE 230 - CIVILIAN EMPLOYEES BY CITIZENSHIP OR NON-CITIZENSHIP STATUS, BY COMMAND, OVERSEAS -- FY 1957 (CONTINUED)

COMMAND	JULY (1956)	AUGUST	SEPTEMBER	OCTOBER	NOVEMBER	DECEMBER	JANUARY (1957)	FEBRUARY	MARCH	APRIL	MAY	JUNE
<u>Caribbean Air Command - Total</u>	<u>961</u>	<u>973</u>	<u>970</u>	<u>971</u>	<u>967</u>	<u>967</u>	<u>961</u>	<u>964</u>	<u>966</u>	<u>953</u>	<u>951</u>	<u>932</u>
<u>US Territories and Possessions - Total</u>	<u>924</u>	<u>936</u>	<u>934</u>	<u>935</u>	<u>931</u>	<u>930</u>	<u>924</u>	<u>926</u>	<u>928</u>	<u>915</u>	<u>913</u>	<u>901</u>
Continental US Citizens	191	191	193	194	192	193	191	192	190	190	192	191
Non-US Citizens	733	745	741	741	739	737	733	734	738	725	721	710
<u>Foreign Countries - Total</u>	<u>37</u>	<u>37</u>	<u>36</u>	<u>36</u>	<u>36</u>	<u>37</u>	<u>37</u>	<u>38</u>	<u>38</u>	<u>38</u>	<u>38</u>	<u>31</u>
Continental US Citizens	3	3	3	3	3	3	3	3	3	3	3	2
Non-US Citizens	34	34	33	33	33	34	34	35	35	35	35	29
<u>Far East Air Forces - Total</u>	<u>14,716</u>	<u>15,204</u>	<u>15,407</u>	<u>15,430</u>	<u>15,373</u>	<u>15,303</u>	<u>15,242</u>	<u>15,046</u>	<u>15,055</u>	<u>14,980</u>	<u>15,146</u>	<u>14,935</u>
<u>US Territories and Possessions - Total</u>	<u>2,090</u>	<u>2,134</u>	<u>2,145</u>	<u>2,171</u>	<u>2,221</u>	<u>2,269</u>	<u>2,255</u>	<u>2,243</u>	<u>2,233</u>	<u>2,238</u>	<u>2,265</u>	<u>2,293</u>
Continental US Citizens	2,079	2,123	2,134	2,160	2,201	2,251	2,238	2,226	2,216	2,221	2,246	2,274
Non-US Citizens	11	11	11	11	20	18	17	17	17	17	19	19
<u>Foreign Countries - Total</u>	<u>12,626</u>	<u>13,070</u>	<u>13,262</u>	<u>13,259</u>	<u>13,152</u>	<u>13,034</u>	<u>12,987</u>	<u>12,803</u>	<u>12,822</u>	<u>12,742</u>	<u>12,881</u>	<u>12,642</u>
Continental US Citizens	1,871	1,854	2,021	2,016	1,990	1,975	1,970	1,966	2,021	2,004	1,980	1,952
Non-US Citizens	10,755	11,216	11,241	11,243	11,162	11,059	11,017	10,837	10,801	10,738	10,901	10,690
<u>Headquarters Command, USAF - Total</u>	<u>534</u>	<u>531</u>	<u>503</u>	<u>529</u>	<u>522</u>	<u>518</u>	<u>534</u>	<u>529</u>	<u>526</u>	<u>535</u>	<u>531</u>	<u>538</u>
<u>US Territories and Possessions - Total</u>	<u>28</u>	<u>30</u>	<u>30</u>	<u>29</u>	<u>34</u>	<u>31</u>	<u>26</u>	<u>29</u>	<u>33</u>	<u>31</u>	<u>31</u>	<u>27</u>
Continental US Citizens	28	30	30	29	34	31	26	29	33	31	31	27
Non-US Citizens	-	-	-	-	-	-	-	-	-	-	-	-
<u>Foreign Countries - Total</u>	<u>506</u>	<u>501</u>	<u>473</u>	<u>500</u>	<u>488</u>	<u>487</u>	<u>508</u>	<u>500</u>	<u>493</u>	<u>504</u>	<u>500</u>	<u>511</u>
Continental US Citizens	287	276	264	274	264	262	277	272	264	272	270	284
Non-US Citizens	219	225	209	226	224	225	231	228	229	232	230	227
<u>Headquarters, Sixteenth Air Force - Total</u> ^{a/}	<u>545</u>	<u>589</u>	<u>640</u>	<u>704</u>	<u>699</u>	<u>694</u>	<u>1,193</u>	<u>1,192</u>	<u>1,192</u>	<u>1,227</u>	<u>1,233</u>	<u>1,260</u>
<u>Foreign Countries - Total</u>	<u>545</u>	<u>589</u>	<u>640</u>	<u>704</u>	<u>699</u>	<u>694</u>	<u>1,193</u>	<u>1,192</u>	<u>1,192</u>	<u>1,227</u>	<u>1,233</u>	<u>1,260</u>
Continental US Citizens	153	158	183	205	199	196	291	288	288	290	290	307
Non-US Citizens	392	431	457	499	500	498	902	904	904	937	943	953
<u>Military Air Transport Service - Total</u>	<u>4,480</u>	<u>4,504</u>	<u>4,479</u>	<u>4,438</u>	<u>4,337</u>	<u>4,221</u>	<u>4,214</u>	<u>4,236</u>	<u>4,221</u>	<u>4,305</u>	<u>4,283</u>	<u>4,221</u>
<u>US Territories and Possessions - Total</u>	<u>1,021</u>	<u>1,020</u>	<u>1,012</u>	<u>1,010</u>	<u>943</u>	<u>938</u>	<u>946</u>	<u>942</u>	<u>935</u>	<u>932</u>	<u>897</u>	<u>844</u>
Continental US Citizens	979	975	969	964	897	889	897	893	886	883	849	798
Non-US Citizens	42	45	43	46	46	49	49	49	49	49	48	46

TABLE 230 - CIVILIAN EMPLOYEES BY CITIZENSHIP OR NON-CITIZENSHIP STATUS, BY COMMAND, OVERSEAS - FY 1957 (CONTINUED)

COMMAND	JULY (1956)	AUGUST	SEPTEMBER	OCTOBER	NOVEMBER	DECEMBER	JANUARY (1957)	FEBRUARY	MARCH	APRIL	MAY	JUNE
<u>Foreign Countries - Total</u>	<u>3,459</u>	<u>3,484</u>	<u>3,467</u>	<u>3,428</u>	<u>3,394</u>	<u>3,283</u>	<u>3,268</u>	<u>3,294</u>	<u>3,286</u>	<u>3,373</u>	<u>3,386</u>	<u>3,377</u>
Continental US Citizens	759	794	826	806	786	783	778	779	784	800	786	781
Non-US Citizens	2,700	2,690	2,641	2,622	2,608	2,500	2,490	2,515	2,502	2,573	2,600	2,596
<u>Northeast Air Command - Total</u> ^{b/}	<u>4,721</u>	<u>4,798</u>	<u>4,864</u>	<u>5,028</u>	<u>5,043</u>	<u>4,977</u>	<u>4,856</u>	<u>4,842</u>	<u>3,851</u>	-	-	-
<u>Foreign Countries - Total</u>	<u>4,721</u>	<u>4,798</u>	<u>4,864</u>	<u>5,028</u>	<u>5,043</u>	<u>4,977</u>	<u>4,856</u>	<u>4,842</u>	<u>3,851</u>	-	-	-
Continental US Citizens	182	181	235	231	233	235	229	226	171	-	-	-
Non-US Citizens	4,539	4,617	4,629	4,797	4,810	4,742	4,627	4,616	3,680	-	-	-
<u>Strategic Air Command - Total</u>	<u>2,276</u>	<u>2,323</u>	<u>2,093</u>	<u>2,006</u>	<u>1,980</u>	<u>1,983</u>	<u>1,973</u>	<u>1,960</u>	<u>1,957</u>	<u>4,184</u>	<u>4,141</u>	<u>4,086</u>
<u>US Territories and Possessions - Total</u>	<u>2,069</u>	<u>2,112</u>	<u>1,859</u>	<u>1,767</u>	<u>1,740</u>	<u>1,725</u>	<u>1,721</u>	<u>1,716</u>	<u>1,716</u>	<u>1,725</u>	<u>1,712</u>	<u>1,667</u>
Continental US Citizens	1,003	1,102	1,100	1,011	998	992	987	991	995	1,005	990	953
Non-US Citizens	1,066	1,010	759	756	742	733	734	725	721	720	722	714
<u>Foreign Countries - Total</u>	<u>207</u>	<u>211</u>	<u>234</u>	<u>239</u>	<u>240</u>	<u>258</u>	<u>252</u>	<u>244</u>	<u>241</u>	<u>2,459</u>	<u>2,429</u>	<u>2,419</u>
Continental US Citizens	207	211	234	239	240	258	252	244	241	318	316	310
Non-US Citizens	-	-	-	-	-	-	-	-	-	2,141	2,113	2,109
<u>US Air Forces, Europe - Total</u>	<u>4,436</u>	<u>4,560</u>	<u>4,693</u>	<u>5,151</u>	<u>5,162</u>	<u>5,224</u>	<u>5,106</u>	<u>5,128</u>	<u>5,142</u>	<u>5,205</u>	<u>5,264</u>	<u>5,294</u>
<u>Foreign Countries - Total</u>	<u>4,436</u>	<u>4,560</u>	<u>4,693</u>	<u>5,151</u>	<u>5,162</u>	<u>5,224</u>	<u>5,106</u>	<u>5,128</u>	<u>5,142</u>	<u>5,205</u>	<u>5,264</u>	<u>5,294</u>
Continental US Citizens	2,397	2,514	2,574	2,800	2,690	2,709	2,661	2,651	2,653	2,629	2,652	2,639
Non-US Citizens	2,039	2,046	2,119	2,351	2,472	2,515	2,445	2,477	2,489	2,576	2,612	2,655
<u>USAF Security Service - Total</u>	<u>22</u>	<u>22</u>	<u>22</u>	<u>22</u>	<u>21</u>	<u>22</u>	<u>21</u>	<u>23</u>	<u>23</u>	<u>23</u>	<u>24</u>	<u>24</u>
<u>US Territories and Possessions - Total</u>	<u>1</u>	<u>1</u>	<u>1</u>	<u>1</u>	<u>1</u>	<u>1</u>	<u>1</u>	<u>1</u>	<u>1</u>	<u>1</u>	<u>2</u>	<u>2</u>
Continental US Citizens	1	1	1	1	1	1	1	1	1	1	2	2
Non-US Citizens	-	-	-	-	-	-	-	-	-	-	-	-
<u>Foreign Countries - Total</u>	<u>21</u>	<u>21</u>	<u>21</u>	<u>21</u>	<u>20</u>	<u>21</u>	<u>20</u>	<u>22</u>	<u>22</u>	<u>22</u>	<u>22</u>	<u>22</u>
Continental US Citizens	21	21	21	21	20	21	20	22	22	22	22	22
Non-US Citizens	-	-	-	-	-	-	-	-	-	-	-	-

^{a/} JUSMAG, Spain redesignated Headquarters, Sixteenth Air Force, 15 July 1956.

^{b/} Northeast Air Command discontinued as of 1 April 1957; personnel transferred (with a few exceptions) to Strategic Air Command and Air Defense Command.

Source: Personnel Statistics Division, Directorate of Statistical Services, DCS/Comptroller

TABLE 231 - SUMMARY - DEPARTMENTAL CIVILIAN EMPLOYEES BY TYPE OF APPOINTMENT,
BY EMPLOYEE GROUP - FY 1955 THROUGH FY 1957

(Table below is a modification of Table 219, FY 1956.)

TYPE OF APPOINTMENT BY FISCAL YEAR	SEPTEMBER		DECEMBER		MARCH		JUNE	
	Salaried	Wage Board	Salaried	Wage Board	Salaried	Wage Board	Salaried	Wage Board
FISCAL YEAR SUMMARIES								
<u>FY 1955 - Total</u>					<u>5,120</u>	<u>21</u>	<u>5,251</u>	<u>21</u>
Competitive, Career a/					3,321	10	3,443	10
Competitive, Career-Conditional					517	3	633	3
Competitive, Limited Tenure					1,204	8	1,105	8
Excepted, Limited or Conditional b/					31	-	30	-
Excepted, Permanent					47	-	40	-
<u>FY 1956 - Total</u>	<u>5,272</u>	<u>20</u>	<u>5,341</u>	<u>23</u>	<u>5,349</u>	<u>22</u>	<u>5,331</u>	<u>23</u>
Competitive, Career a/	3,698	10	3,843	12	3,950	15	4,023	18
Competitive, Career-Conditional	774	2	877	3	892	-	897	-
Competitive, Limited Tenure	742	8	556	8	430	7	335	5
Excepted, Limited or Conditional b/	19	-	25	-	38	-	37	-
Excepted, Permanent	39	-	40	-	39	-	39	-
<u>FY 1957 - Total</u>	<u>5,946</u>	<u>23</u>	<u>5,562</u>	<u>21</u>	<u>5,615</u>	<u>21</u>	<u>5,601</u>	<u>21</u>
Competitive, Career a/	4,240	18	4,265	19	4,329	19	4,351	19
Competitive, Career-Conditional	1,013	-	1,042	1	1,076	1	1,052	1
Competitive, Limited Tenure	230	5	187	1	139	1	125	1
Excepted, Limited or Conditional b/	26	-	25	-	28	-	28	-
Excepted, Permanent	37	-	43	-	43	-	45	-
<u>FY 1958 - Total</u>								
Competitive, Career a/								
Competitive, Career-Conditional								
Competitive, Limited Tenure								
Excepted, Limited or Conditional b/								
Excepted, Permanent								
<u>FY 1959 - Total</u>								
Competitive, Career a/								
Competitive, Career-Conditional								
Competitive, Limited Tenure								
Excepted, Limited or Conditional b/								
Excepted, Permanent								
<u>FY 1960 - Total</u>								
Competitive, Career a/								
Competitive, Career-Conditional								
Competitive, Limited Tenure								
Excepted, Limited or Conditional b/								
Excepted, Permanent								

a/ Includes Presidential Appointees.
b/ Includes Special Consultants.

Source: Personnel Statistics Division, Directorate of Statistical Services, DCS/Comptroller

TABLE 232 - SUMMARY - DEPARTMENTAL CIVILIAN EMPLOYEES BY TYPE OF SERVICE -
FY 1955 THROUGH FY 1957

(Table below is a modification of Table 220, FY 1956.)

TYPE OF SERVICE BY FISCAL YEAR	SEPTEMBER	DECEMBER	MARCH	JUNE
FISCAL YEAR SUMMARIES				
<u>FY 1955 - Total</u>	<u>4,955</u>	<u>5,038</u>	<u>5,141</u>	<u>5,272</u>
Crafts, Protective, Custodial . . .	81	81	-	-
General Schedule	4,839	4,912	5,082	5,213
Presidential Appointees	4	5	5	5
Public Law 313	2	1	2	3
Special Consultants	29	39	31	30
Wage Board	-	-	21	21
<u>FY 1956 - Total</u>	<u>5,292</u>	<u>5,364</u>	<u>5,371</u>	<u>5,354</u>
General Schedule	5,244	5,307	5,316	5,299
Presidential Appointees	6	6	5	5
Public Law 313	3	3	3	2
Special Consultants	19	25	25	25
Wage Board	20	23	22	23
<u>FY 1957 - Total</u>	<u>5,569</u>	<u>5,583</u>	<u>5,636</u>	<u>5,622</u>
General Schedule	5,526	5,543	5,587	5,576
Presidential Appointees	5	5	5	5
Public Law 313	2	2	5	5
Special Consultants	13	12	18	15
Wage Board	23	21	21	21
<u>FY 1958 - Total</u>				
General Schedule				
Presidential Appointees				
Public Law 313				
Special Consultants				
Wage Board				
<u>FY 1959 - Total</u>				
General Schedule				
Presidential Appointees				
Public Law 313				
Special Consultants				
Wage Board				
<u>FY 1960 - Total</u>				
General Schedule				
Presidential Appointees				
Public Law 313				
Special Consultants				
Wage Board				

Source: Personnel Statistics Division, Directorate of Statistical Services, DCS/Comptroller

TABLE 233 - SUMMARY - DEPARTMENTAL CIVILIAN EMPLOYEES WITH VETERANS' PREFERENCE,
BY PREFERENCE POINTS - FY 1955 THROUGH FY 1957

(Table below is a modification of Table 221, FY 1956.)

VETERANS' PREFERENCE BY FISCAL YEAR	SEPTEMBER	DECEMBER	MARCH	JUNE
FISCAL YEAR SUMMARIES				
<u>FY 1955 - Total</u>	<u>1,498</u>	<u>1,531</u>	<u>1,557</u>	<u>1,594</u>
10 Point	203	203	204	212
5 Point	1,295	1,328	1,353	1,382
<u>FY 1956 - Total</u>	<u>1,645</u>	<u>1,693</u>	<u>1,715</u>	<u>1,700</u>
10 Point	212	216	216	216
5 Point	1,433	1,477	1,499	1,484
<u>FY 1957 - Total</u>	<u>1,822</u>	<u>1,833</u>	<u>1,859</u>	<u>1,839</u>
10 Point	290	297	304	297
5 Point	1,532	1,536	1,555	1,542
<u>FY 1958 - Total</u>				
10 Point				
5 Point				
<u>FY 1959 - Total</u>				
10 Point				
5 Point				
<u>FY 1960 - Total</u>				
10 Point				
5 Point				

Source: Personnel Statistics Division, Directorate of Statistical Services, DCS/Comptroller

TABLE 234 — SUMMARY — APPOINTMENT OF PHYSICALLY IMPAIRED CIVILIAN EMPLOYEES BY COMMAND, CONTINENTAL US — 30 JUN 1949 THROUGH 30 JUN 1957

(Table below is a modification of Table 218, FY 1956.)

DATE AND COMMAND	WORLDWIDE a/		CONTINENTAL US b/		OVERSEAS c/	
	END OF FISCAL YEAR SUMMARIES					
30 JUNE 1949 - TOTAL						175
30 JUNE 1950 - TOTAL						96
30 JUNE 1951 - TOTAL						461
VETERAN APPOINTMENTS						190
OTHER						271
30 JUNE 1952 - TOTAL						666
VETERAN APPOINTMENTS						490
OTHER						176
30 JUNE 1953 - TOTAL						335
VETERAN APPOINTMENTS						112
OTHER						223
30 JUNE 1954 - TOTAL						130
30 JUNE 1955 - TOTAL95			84
30 JUNE 1956 - TOTAL			234			223
30 JUNE 1957 - TOTAL			122			114
30 JUNE 1958 - TOTAL						11
30 JUNE 1959 - TOTAL						11
30 JUNE 1960 - TOTAL						8

	JUL (1956)	AUG	SEP	OCT	NOV	DEC	JAN (1957)	FEB	MAR	APR	MAY	JUN
	FISCAL YEAR 1957											
<u>WORLDWIDE - TOTAL</u>	<u>147</u>	<u>190</u>	<u>169</u>	<u>176</u>	<u>84</u>	<u>72</u>	<u>139</u>	<u>77</u>	<u>88</u>	<u>99</u>	<u>89</u>	<u>122</u>
<u>CONTINENTAL US - TOTAL</u>	<u>140</u>	<u>186</u>	<u>154</u>	<u>162</u>	<u>69</u>	<u>62</u>	<u>98</u>	<u>75</u>	<u>72</u>	<u>75</u>	<u>73</u>	<u>114</u>
Air Defense Command	3	11	3	12	6	-	1	2	9	15	4	4
Air Force Finance Center	4	1	3	2	2	1	4	3	2	-	-	1
Air Materiel Command	96	121	100	52	34	26	52	43	47	39	29	70
Air Proving Ground Command	-	1	2	5	-	-	-	-	-	1	1	1
Air Research and Development Command	6	23	24	45	6	1	8	5	6	4	1	5
Air Training Command	13	12	11	12	14	17	17	9	-	-	8	7
Air University	-	-	-	-	-	-	-	-	-	-	-	1
Continental Air Command	3	3	1	3	-	1	2	1	-	-	4	4
Headquarters Command, USAF	-	4	-	-	-	-	-	3	1	-	-	-
Headquarters US Air Force	-	1	-	-	-	-	-	-	-	-	-	-
Military Air Transport Service	4	2	3	22	2	11	7	5	3	10	20	19
Strategic Air Command	7	4	-	1	3	2	2	3	3	1	3	-
Tactical Air Command	4	3	7	8	2	3	4	1	1	5	3	2
USAF Academy	-	-	-	-	-	-	1	-	-	-	-	-
USAF Security Service	-	-	-	-	-	-	-	-	-	-	-	-
<u>OVERSEAS - TOTAL</u>	<u>7</u>	<u>4</u>	<u>15</u>	<u>14</u>	<u>15</u>	<u>10</u>	<u>41</u>	<u>2</u>	<u>16</u>	<u>24</u>	<u>16</u>	<u>8</u>
Air Defense Command	-	-	-	-	-	-	-	-	-	-	-	1
Air Materiel Command	1	1	1	1	1	1	-	-	2	-	1	1
Air Research and Development Command	-	-	-	-	-	-	-	-	-	-	-	-
Alaskan Air Command	-	1	1	2	-	2	2	-	10	2	-	1
Caribbean Air Command	-	-	-	-	-	-	1	-	-	-	-	-
Far East Air Forces	4	1	1	5	10	5	20	1	1	4	13	4
Headquarters Command, USAF	-	-	1	1	-	-	-	-	-	-	1	-
Headquarters, Sixteenth Air Force	-	-	-	-	-	-	-	-	-	-	-	-
Military Air Transport Service	-	-	5	2	2	-	4	-	-	-	-	1
Northeast Air Command	1	-	1	-	1	-	-	1	1	-	-	-
Strategic Air Command	1	-	5	-	-	1	14	-	-	17	-	-
US Air Forces, Europe	-	1	-	3	1	1	-	-	2	1	1	-
USAF Security Service	-	-	-	-	-	-	-	-	-	-	-	-

a/ Not available prior to 1955.

b/ Not available prior to FY 1949.

c/ Veteran appointments not reported subsequent to 28 February 1954.

d/ JUSMCG, Spain redesignated Headquarters, Sixteenth Air Force, 15 July 1956.

e/ Northeast Air Command discontinued as of 1 April 1957; personnel transferred (with a few exceptions) to Strategic Air Command and Air Defense Command.

Source: Personnel Statistics Division, Directorate of Statistical Services, DCB/Comptroller

TABLE 235 - SUMMARY - ACCESSIONS OF USAF CIVILIAN EMPLOYEES BY TYPE -
LAST HALF FY 1949 THROUGH 1957

(Table below is a modification of Table 222, FY 1956.)

DATE, LOCATION, AND ACCESSIONS	TOTAL	DATE, LOCATION, AND ACCESSIONS	TOTAL			
FISCAL YEAR SUMMARIES						
<u>Last Half FY 1949</u>		<u>FY 1955</u>				
WORLDWIDE - TOTAL	39,471	WORLDWIDE - TOTAL	86,867			
CONTINENTAL US - TOTAL	24,045	CONTINENTAL US - TOTAL	61,014			
OVERSEAS - TOTAL	15,426	OVERSEAS - TOTAL	25,853			
<u>FY 1950</u>		<u>FY 1956</u>				
WORLDWIDE - TOTAL	54,236	WORLDWIDE - TOTAL	103,972			
CONTINENTAL US - TOTAL	33,728	CONTINENTAL US - TOTAL	85,610			
OVERSEAS - TOTAL	20,508	OVERSEAS - TOTAL	18,362			
<u>FY 1951</u>		<u>FY 1957</u>				
WORLDWIDE - TOTAL	178,191	WORLDWIDE - TOTAL				
CONTINENTAL US - TOTAL	160,700	CONTINENTAL US - TOTAL				
OVERSEAS - TOTAL	17,491	OVERSEAS - TOTAL				
<u>FY 1952</u>		<u>FY 1958</u>				
WORLDWIDE - TOTAL	143,979	WORLDWIDE - TOTAL				
CONTINENTAL US - TOTAL	120,772	CONTINENTAL US - TOTAL				
OVERSEAS - TOTAL	23,207	OVERSEAS - TOTAL				
<u>FY 1953</u>		<u>FY 1959</u>				
WORLDWIDE - TOTAL	85,680	WORLDWIDE - TOTAL				
CONTINENTAL US - TOTAL	69,468	CONTINENTAL US - TOTAL				
OVERSEAS - TOTAL	16,212	OVERSEAS - TOTAL				
<u>FY 1954</u>		<u>FY 1960</u>				
WORLDWIDE - TOTAL	62,174	WORLDWIDE - TOTAL				
CONTINENTAL US - TOTAL	42,839	CONTINENTAL US - TOTAL				
OVERSEAS - TOTAL	19,335	OVERSEAS - TOTAL				
		TOTAL	FIRST QUARTER	SECOND QUARTER	THIRD QUARTER	FOURTH QUARTER
FISCAL YEAR 1957						
WORLDWIDE - TOTAL	69,218	24,991	16,376	12,232	15,619	
Accessions Resulting from Erroneous Separations	1,600	897	222	302	179	
Career Appointment	2,883	1,037	997	794	55	
Career-Conditional Appointment	25,628	10,557	5,184	4,584	5,303	
Excepted Appointment	11,347	3,601	3,278	1,834	2,634	
Other Temporary Appointments	4,445	1,087	1,461	665	1,232	
Reemployed - Previous Federal Service	6,707	1,999	1,201	1,219	2,288	
Returned to Duty or Pay Status	2,917	711	774	696	736	
Temporary Appointments from Civil Service Register	2,253	712	584	258	699	
Temporary Appointments Pending Civil Service Register	5,285	2,120	1,355	709	1,101	
Transfers from Other Federal Agencies	6,153	2,270	1,320	1,171	1,392	
CONTINENTAL US - TOTAL	54,779	20,070	12,323	9,930	12,456	
Accessions Resulting from Erroneous Separations	996	410	206	285	95	
Career Appointment	2,507	910	859	687	51	
Career-Conditional Appointment	25,066	10,437	5,056	4,449	5,124	
Excepted Appointment	1,424	473	261	225	465	
Other Temporary Appointments	4,111	943	1,363	623	1,182	
Reemployed - Previous Federal Service	6,391	1,953	1,147	1,193	2,098	
Returned to Duty or Pay Status	2,719	662	749	657	651	
Temporary Appointments from Civil Service Register	2,152	679	558	247	668	
Temporary Appointments Pending Civil Service Register	4,079	1,623	1,032	531	893	
Transfers from Other Federal Agencies	5,334	1,980	1,092	1,033	1,229	
OVERSEAS - TOTAL	14,439	4,921	4,053	2,302	3,163	
Accessions Resulting from Erroneous Separations	604	487	16	17	84	
Career Appointment	376	127	138	107	4	
Career-Conditional Appointment	562	120	128	135	179	
Excepted Appointment	9,923	3,128	3,017	1,609	2,169	
Other Temporary Appointments	334	144	98	42	50	
Reemployed - Previous Federal Service	316	46	54	26	190	
Returned to Duty or Pay Status	198	49	25	39	85	
Temporary Appointments from Civil Service Register	101	33	26	11	31	
Temporary Appointments Pending Civil Service Register	1,206	497	323	178	208	
Transfers from Other Federal Agencies	819	290	228	138	163	

Source: Personnel Statistics Division, Directorate of Statistical Services, DCS/Comptroller

TABLE 236 - SUMMARY - SEPARATIONS OF USAF CIVILIAN EMPLOYEES BY TYPE -
LAST HALF FY 1949 THROUGH FY 1957

(Table below is a modification of Table 223, FY 1956.)

DATE, LOCATION, AND SEPARATIONS	TOTAL	DATE, LOCATION, AND SEPARATIONS	TOTAL		
FISCAL YEAR SUMMARIES					
<u>Last Half FY 1949</u>		<u>FY 1955</u>			
WORLDWIDE - TOTAL	28,487	WORLDWIDE - TOTAL	66,471		
CONTINENTAL US - TOTAL	16,831	CONTINENTAL US - TOTAL	43,900		
OVERSEAS - TOTAL	11,656	OVERSEAS - TOTAL	22,571		
<u>FY 1950</u>		<u>FY 1956</u>			
WORLDWIDE - TOTAL	69,573	WORLDWIDE - TOTAL	67,877		
CONTINENTAL US - TOTAL	41,364	CONTINENTAL US - TOTAL	50,684		
OVERSEAS - TOTAL	28,209	OVERSEAS - TOTAL	17,193		
<u>FY 1951</u>		<u>FY 1957</u>			
WORLDWIDE - TOTAL	72,474	WORLDWIDE - TOTAL			
CONTINENTAL US - TOTAL	60,383	CONTINENTAL US - TOTAL			
OVERSEAS - TOTAL	12,091	OVERSEAS - TOTAL			
<u>FY 1952</u>		<u>FY 1958</u>			
WORLDWIDE - TOTAL	91,127	WORLDWIDE - TOTAL			
CONTINENTAL US - TOTAL	78,857	CONTINENTAL US - TOTAL			
OVERSEAS - TOTAL	12,270	OVERSEAS - TOTAL			
<u>FY 1953</u>		<u>FY 1959</u>			
WORLDWIDE - TOTAL	93,022	WORLDWIDE - TOTAL			
CONTINENTAL US - TOTAL	77,089	CONTINENTAL US - TOTAL			
OVERSEAS - TOTAL	15,933	OVERSEAS - TOTAL			
<u>FY 1954</u>		<u>FY 1960</u>			
WORLDWIDE - TOTAL	69,071	WORLDWIDE - TOTAL			
CONTINENTAL US - TOTAL	55,846	CONTINENTAL US - TOTAL			
OVERSEAS - TOTAL	13,225	OVERSEAS - TOTAL			
FISCAL YEAR 1957					
	TOTAL	FIRST QUARTER	SECOND QUARTER	THIRD QUARTER	FOURTH QUARTER
WORLDWIDE - TOTAL	78,021	21,323	18,097	16,967	21,634
Displacement of Indefinite Appointees	41	7	4	5	25
Disqualification, Inefficiency, Misconduct, Delinquent, Other	1,941	475	522	490	454
Extended Leave Without Pay	3,468	965	803	873	827
Reduction in Force	7,519	674	866	1,432	4,547
Resignations	46,229	14,209	10,964	10,006	11,050
Retirement, Legal Incompetence, Disability, Death	3,231	465	800	895	1,071
Separations Resulting from Erroneous Accessions	1,183	498	332	146	207
Suspension, Military Furlough	1,130	246	322	310	252
Termination of Temporary or Excepted Appointment	7,676	2,381	2,186	1,547	1,562
Transfers to Other Federal Agencies	5,603	1,403	1,298	1,263	1,639
CONTINENTAL US - TOTAL	63,248	17,431	14,501	13,162	18,154
Displacement of Indefinite Appointees	35	6	4	3	22
Disqualification, Inefficiency, Misconduct, Delinquent, Other	1,541	364	435	387	355
Extended Leave Without Pay	3,227	926	743	787	771
Reduction in Force	6,109	343	773	702	4,291
Resignations	36,366	11,570	8,395	7,766	8,635
Retirement, Legal Incompetence, Disability, Death	3,072	438	764	860	1,010
Separations Resulting from Erroneous Accessions	716	321	194	129	72
Suspension, Military Furlough	1,088	241	317	291	239
Termination of Temporary or Excepted Appointment	5,919	1,974	1,665	1,051	1,229
Transfers to Other Federal Agencies	5,175	1,248	1,211	1,186	1,530
OVERSEAS - TOTAL	14,773	3,892	3,596	3,805	3,480
Displacement of Indefinite Appointees	6	1	-	2	3
Disqualification, Inefficiency, Misconduct, Delinquent, Other	400	111	87	103	99
Extended Leave Without Pay	241	39	60	86	56
Reduction in Force	1,410	331	93	730	256
Resignations	9,863	2,639	2,569	2,240	2,415
Retirement, Legal Incompetence, Disability, Death	159	27	36	35	61
Separations Resulting from Erroneous Accessions	467	177	138	17	135
Suspension, Military Furlough	42	5	5	19	13
Termination of Temporary or Excepted Appointment	1,757	407	521	496	333
Transfers to Other Federal Agencies	428	155	87	77	109

Source: Personnel Statistics Division, Directorate of Statistical Services, DCS/Comptroller

TABLE 237 - SUMMARY - PROMOTIONS OF CIVILIAN EMPLOYEES BY VETERAN AND NON-VETERAN STATUS, BY COMMAND, CONTINENTAL US - FY 1952 THROUGH FY 1957

(Table below is a modification of Table 224, FY 1956.)

DATE, PREFERENCE STATUS, AND LOCATION		30 JUNE		DATE, PREFERENCE STATUS, AND LOCATION		30 JUNE						
FISCAL YEAR SUMMARIES												
FY 1952 - TOTAL		8,331		FY 1956 - TOTAL		6,140						
WITH PREFERENCE - TOTAL		3,967		WITH PREFERENCE - TOTAL		a/						
WITHOUT PREFERENCE - TOTAL		4,364		WITHOUT PREFERENCE - TOTAL		s/						
FY 1953 - TOTAL		6,567		FY 1957 - TOTAL								
WITH PREFERENCE - TOTAL		2,884		FY 1958 - TOTAL								
WITHOUT PREFERENCE - TOTAL		3,683		FY 1959 - TOTAL								
FY 1954 - TOTAL		3,910		FY 1960 - TOTAL								
WITH PREFERENCE - TOTAL		1,922										
WITHOUT PREFERENCE - TOTAL		1,988										
FY 1955 - TOTAL		5,538										
WITH PREFERENCE - TOTAL		2,688										
WITHOUT PREFERENCE - TOTAL		2,850										
COMMAND	JUL (1956)	AUG	SEP	OCT	NOV	DEC	JAN (1957)	FEB	MAR	APR	MAY	JUN
FISCAL YEAR 1957												
TOTAL	7,539	5,778	5,346	5,173	5,253	5,566	5,570	5,103	5,127	4,909	4,819	7,676
Air Defense Command	214	91	138	138	187	131	151	150	175	139	87	130
Air Force Finance Center	53	46	27	27	69	25	14	7	12	76	49	117
Air Materiel Command	4,256	3,508	2,812	2,746	2,323	3,015	2,706	2,627	2,650	2,499	2,750	4,138
Air Proving Ground Command	-	-	-	-	20	15	61	31	27	42	21	51
Air Research and Development Command	659	541	540	552	444	523	679	517	522	553	528	1,367
Air Training Command	909	627	726	678	677	935	772	782	662	441	544	765
Air University	65	23	38	20	48	58	30	33	32	54	42	44
Continental Air Command	242	139	169	221	201	138	220	159	167	203	125	199
Headquarters Command, USAF	88	91	88	109	91	42	131	87	71	103	77	122
Headquarters US Air Force	158	149	130	138	111	54	169	75	119	164	114	98
Military Air Transport Service	192	150	144	131	250	61	261	301	320	170	190	253
Strategic Air Command	498	268	390	293	588	372	213	218	243	269	203	170
Tactical Air Command	164	116	106	81	223	160	150	91	88	164	56	204
USAF Academy	8	8	14	10	9	8	1	9	9	14	9	7
USAF Security Service	33	21	24	29	12	29	12	16	30	18	24	11

a/ Data by preference status were not available.

Source: Personnel Statistics Division, Directorate of Statistical Services, DCS/Comptroller

TABLE 238 - SUMMARY - DEMOTIONS OF CIVILIAN EMPLOYEES BY VETERAN AND NON-VETERAN STATUS, BY COMMAND, CONTINENTAL US - FY 1952 THROUGH FY 1957

(Table below is a modification of Table 225 FY 1956.)

DATE, PREFERENCE STATUS, AND LOCATION	30 JUNE		DATE, PREFERENCE STATUS, AND LOCATION		30 JUNE							
	FISCAL YEAR SUMMARIES											
<u>FY 1952 - TOTAL</u>	711		<u>FY 1956 - TOTAL</u>		470							
WITH PREFERENCE - TOTAL	305		WITH PREFERENCE - TOTAL		a/							
WITHOUT PREFERENCE - TOTAL	406		WITHOUT PREFERENCE - TOTAL		a/							
<u>FY 1953 - TOTAL</u>	1,122		<u>FY 1957 - TOTAL</u>									
WITH PREFERENCE - TOTAL	431		<u>FY 1958 - TOTAL</u>									
WITHOUT PREFERENCE - TOTAL	691		<u>FY 1959 - TOTAL</u>									
<u>FY 1954 - TOTAL</u>	1,398		<u>FY 1960 - TOTAL</u>									
WITH PREFERENCE - TOTAL	716											
WITHOUT PREFERENCE - TOTAL	682											
<u>FY 1955 - TOTAL</u>	1,111											
WITH PREFERENCE - TOTAL	559											
WITHOUT PREFERENCE - TOTAL	552											
COMMAND	JUL (1956)	AUG	SEP	OCT	NOV	DEC	JAN (1957)	FEB	MAR	APR	MAY	JUN
	FISCAL YEAR 1957											
<u>TOTAL</u>	625	587	653	608	682	1,435	1,356	586	870	1,204	797	1,250
Air Defense Command	9	33	26	11	11	17	33	18	14	12	42	107
Air Force Finance Center	2	1	2	1	2	-	1	2	1	-	-	-
Air Materiel Command	382	289	277	330	189	1,047	830	311	542	707	399	761
Air Proving Ground Command	-	-	-	-	1	1	3	6	6	-	3	4
Air Research and Development Command	38	15	14	18	13	15	16	26	30	41	165	48
Air Training Command	74	143	237	133	149	184	285	110	110	260	108	140
Air University	-	-	7	3	18	-6	-5	1	4	3	-	-2
Continental Air Command	11	19	14	13	186	85	33	8	17	25	9	23
Headquarters Command, USAF	-	4	6	6	4	3	5	1	2	3	3	35
Headquarters US Air Force	-	4	-	2	4	1	2	2	-	2	2	2
Military Air Transport Service	6	15	3	4	32	15	57	9	96	52	15	10
Strategic Air Command	80	49	55	76	43	56	63	66	39	56	41	69
Tactical Air Command	23	14	11	9	28	3	20	26	9	43	7	49
USAF Academy	-	1	1	-	-	1	-	-	-	-	3	-
USAF Security Service	-	-	-	2	2	1	3	-	-	-	-	-

a/ Data by preference status were not available.

Source: Personnel Statistics Division, Directorate of Statistical Services, DCS/Comptroller

TABLE 239 - CIVILIAN EMPLOYEES BY DUTY LOCATION WITHIN CONTINENTAL US - FY 1957

(The distribution of command strength is by duty location, rather than the location of the unit of appointment. Personnel who are stationed outside the Continental US, but who are appointed to units within the Continental US are excluded; personnel who are stationed in the Continental US, but who are appointed to units outside the Continental US are included.)

STATE	SEPTEMBER (1956)	DECEMBER	MARCH (1957)	JUNE
<u>TOTAL</u>	<u>308,480</u>	<u>306,363</u>	<u>303,200</u>	<u>297,567</u>
Alabama	18,519	18,255	18,374	18,319
Arizona	4,111	4,063	3,991	3,867
Arkansas	614	646	634	572
California	40,767	39,967	40,103	39,669
Colorado	7,243	7,400	7,390	7,294
Connecticut	175	164	165	164
Delaware	1,420	1,415	1,388	1,402
District of Columbia	8,629	8,606	8,634	8,357
Florida	10,223	10,466	10,324	9,503
Georgia	18,654	18,198	17,927	18,177
Idaho	460	467	441	393
Illinois	6,357	6,535	6,241	5,957
Indiana	898	911	906	903
Iowa	223	227	215	207
Kansas	5,306	5,311	5,292	5,227
Kentucky	93	100	97	86
Louisiana	2,478	2,427	2,381	2,275
Maine	1,375	1,477	1,462	1,247
Maryland	3,055	3,080	3,049	3,042
Massachusetts	4,490	4,588	4,536	4,375
Michigan	1,755	1,876	1,763	1,638
Minnesota	631	646	635	540
Mississippi	4,015	4,059	3,933	3,800
Missouri	4,102	4,049	4,026	4,011
Montana	524	546	521	467
Nebraska	1,636	1,685	1,648	1,578
Nevada	1,727	1,721	1,674	1,677
New Hampshire	616	638	618	607
New Jersey	1,798	1,821	1,814	1,806
New Mexico	4,417	4,659	4,586	4,441
New York	12,919	12,709	12,764	12,709
North Carolina	825	945	861	834
North Dakota	31	36	68	64
Ohio	30,423	30,127	29,979	29,560
Oklahoma	22,563	22,356	22,046	21,836
Oregon	360	387	353	352
Pennsylvania	11,676	11,602	11,489	11,286
Rhode Island	10	30	10	10
South Carolina	2,187	2,370	2,292	2,258
South Dakota	621	582	581	556
Tennessee	4,365	4,335	4,301	4,282
Texas	46,335	45,495	44,433	43,235
Utah	11,413	11,203	11,026	11,377
Vermont	259	268	263	231
Virginia	1,758	1,763	1,770	1,601
Washington	3,810	3,548	3,674	3,400
West Virginia	23	24	21	22
Wisconsin	709	730	716	713
Wyoming	1,862	1,850	1,785	1,640

Source: Personnel Statistics Division, Directorate of Statistical Services, DCS/Comptroller

TABLE 240 - CIVILIAN EMPLOYEES BY DUTY LOCATION OUTSIDE CONTINENTAL US - FY 1957

(The distribution of command strength is by duty location, rather than the location of the unit of appointment. Personnel who are stationed outside the Continental US, but who are appointed to units within the Continental US are included; personnel who are stationed in the Continental US, but who are appointed to units outside the Continental US are excluded.)

COUNTRY	SEPTEMBER (1956)	DECEMBER	MARCH (1957)	JUNE
TOTAL	<u>43,873</u>	<u>44,318</u>	<u>42,844</u>	<u>42,759</u>
Afghanistan	3	3	3	3
Alaska	3,291	3,289	3,178	3,142
Algeria	-	-	-	-
Argentina	4	4	4	6
Australia	4	3	3	3
Austria	8	9	9	8
Azores	1,503	1,504	1,477	1,499
Belgium	26	30	24	25
Bermuda	593	553	553	562
Bolivia	2	2	2	2
Brazil	21	21	21	13
Burma	2	3	3	3
Canada	4,898	5,024	3,979	4,032
Canal Zone	944	945	943	910
Chile	4	4	5	5
China	4	4	4	4
Colombia	4	4	4	5
Cuba	4	4	4	4
Cyprus	-	-	-	-
Czechoslovakia	2	2	3	3
Denmark	12	13	8	6
Ecuador	1	1	1	1
Egypt	6	6	6	7
El Salvador	1	1	1	2
England	842	985	930	923
Finland	3	3	3	3
Formosa	-	-	-	-
France	760	854	820	839
Germany	1,658	1,653	1,634	1,603
Greece	345	460	477	485
Greenland	200	194	113	100
Guam	1,391	1,369	1,380	1,363
Guatemala	6	6	5	5
Haiti	2	2	2	2
Hawaii	3,005	3,014	2,993	3,009
Honduras	1	1	1	1
Hong Kong	-	2	2	3
Hungary	3	4	4	3
Iceland	773	693	705	698
India	4	4	4	6
Indo China	-	13	1	2
Indonesia	1	3	3	3
Iran	3	6	6	6
Iraq	4	4	4	4
Ireland	5	-	-	-
Israel	1	2	2	1
Italy	382	413	400	417
Japan	2,241	1,945	2,016	1,885
Johnston Island	35	30	21	19

TABLE 240- CIVILIAN EMPLOYEES BY DUTY LOCATION OUTSIDE CONTINENTAL US - FY 1957 (CONTINUED)

COUNTRY	SEPTEMBER (1956)	DECEMBER	MARCH (1957)	JUNE
Korea	2,900	2,923	2,889	2,806
Labrador	-	-	-	-
Libya	1,094	1,374	1,324	1,327
Madagascar	-	-	-	-
Malaya	3	5	4	4
Marianas	-	-	-	-
Mexico	3	3	2	2
Morocco	778	798	743	648
Netherlands	13	12	13	12
Newfoundland	-	-	-	-
Nicaragua	1	1	1	1
Norway	12	12	11	12
Pakistan	5	5	5	5
Paraguay	1	1	1	1
Peru	5	6	6	7
Philippine Islands	7,617	8,044	8,001	8,029
Poland	3	3	3	3
Portugal	4	4	4	4
Puerto Rico	826	715	706	652
Russia	4	4	4	4
Ryukyu Islands	5,187	5,184	5,168	5,232
Saudi Arabia	247	269	244	245
Scotland	15	11	13	14
South Africa	2	2	2	2
Spain	1,162	1,233	1,221	1,295
Sweden	5	5	3	4
Switzerland	4	4	4	4
Syria	4	4	4	4
Taiwan	442	82	84	84
Thailand	6	5	6	6
Turkey	437	489	558	687
Uruguay	4	4	5	4
Venezuela	2	2	2	2
Viet Nam	-	-	-	-
Volcano Islands	1	1	1	-
Wales	15	21	19	12
Yugoslavia	3	3	3	3
Unknown	66	-	29	19

Source: Personnel Statistics Division, Directorate of Statistical Services, DCS/Comptroller

TABLE 241 - USAF INCENTIVE AWARDS PROGRAM, WORLDWIDE - FY 1957

(Basic authority for the program is provided by Title III, Public Law 763, 85d Congress, which was effective, 30 November 1954 and repealed previous legislation.)

COMMAND	SUGGESTIONS				HONORARY AWARDS		CASH AWARDS FOR SUSTAINED SUPERIOR PERFORMANCE			CASH AWARDS FOR SPECIAL ACTS OR SERVICES		
	Suggestions Received	Suggestions Adopted	Cash Awards Paid	Estimated First Year Benefits a/	Exceptional Decorations Approved b/	Meritorious Awards Approved c/	Awards Approved	Cash Awards Paid	Estimated First Year Benefits a/	Awards Approved	Cash Awards Paid	Estimated First Year Benefits a/
TOTAL	<u>100,249</u>	<u>22,605</u>	<u>\$ 825,575</u>	<u>\$ 32,541,143</u>	<u>35</u>	<u>179</u>	<u>8,123</u>	<u>\$ 1,599,137</u>	<u>\$ 443,546</u>	<u>398</u>	<u>\$ 89,884</u>	<u>\$ 6,055,197</u>
CONTINENTAL US - TOTAL	<u>93,009</u>	<u>21,943</u>	<u>801,702</u>	<u>32,038,206</u>	<u>34</u>	<u>170</u>	<u>7,911</u>	<u>1,563,434</u>	<u>443,546</u>	<u>395</u>	<u>89,464</u>	<u>6,055,197</u>
Air Defense Command	4,072	870	30,258	669,893	1	7	470	86,000	50,000	6	1,214	46,936
Air Force Finance Center	975	351	8,978	213,649	-	3	107	17,200	-	4	345	-
Air Materiel Command	52,014	12,469	475,892	23,216,701	11	88	3,439	680,530	382,014	286	67,075	5,493,007
Air Proving Ground Command	2,306	375	17,720	256,635	-	1	375	73,600	-	6	1,475	-
Air Research and Development Command	6,757	1,427	57,396	3,122,316	2	11	1,039	223,200	-	36	8,580	81,604
Air Training Command	12,309	2,779	84,704	1,985,080	-	7	617	117,465	-	8	1,915	-
Air University	224	72	3,330	109,223	1	4	44	7,500	-	1	75	-
Continental Air Command	2,304	491	20,516	345,370	-	1	118	22,400	-	3	750	-
Headquarters Command, USAF	202	61	2,551	35,885	2	5	109	22,500	-	2	600	-
Headquarters US Air Force	390	55	1,630	12,598	14	28	511	110,800	-	13	3,800	376,032
Military Air Transport Service	3,054	618	20,963	471,308	-	6	303	60,639	-	14	770	55,100
Strategic Air Command	6,704	1,976	63,711	1,208,561	2	3	519	95,500	11,532	8	865	-
Tactical Air Command	1,459	385	13,511	379,814	1	2	229	40,200	-	3	330	518
USAF Academy	21	-	-	-	-	-	10	1,800	-	-	-	-
USAF Security Service	218	16	542	11,173	-	4	21	4,100	-	5	1,670	2,000
OVERSEAS - TOTAL	<u>7,240</u>	<u>662</u>	<u>23,873</u>	<u>502,937</u>	<u>1</u>	<u>9</u>	<u>212</u>	<u>35,703</u>	<u>-</u>	<u>3</u>	<u>420</u>	<u>-</u>
Alaskan Air Command	434	84	7,212	149,005	-	1	50	9,700	-	-	-	-
Caribbean Air Command	238	49	925	22,888	-	-	15	2,800	-	-	-	-
Far East Air Forces	3,717	169	4,336	74,939	1	8	138	21,845	-	3	420	-
Headquarters, Sixteenth Air Force d/	233	21	305	787	-	-	9	1,358	-	-	-	-
Northeast Air Command e/	-	-	-	-	-	-	-	-	-	-	-	-
US Air Forces, Europe	2,618	339	11,095	255,318	-	-	-	-	-	-	-	-

a/ Tangible benefits cannot be estimated in all instances as many result in intangible benefits such as morale, safety, or welfare.
 b/ Decoration for Exceptional Civilian Service is awarded by Secretary of the Air Force.
 c/ Award for Meritorious Civilian Service is awarded by Chief of Staff, or major air commanders.
 d/ JUSMAG, Spain redesignated Headquarters, Sixteenth Air Force 15 July 1956.
 e/ Northeast Air Command discontinued as of 1 April 1957; personnel transferred (with a few exceptions) to Strategic Air Command and Air Defense Command.

Source: Placement and Employee Relations Division, Directorate of Civilian Personnel, DCS/Personnel

TABLE 242 - AIR FORCE AID SOCIETY SUMMARIES - FY 1957

(The total amount of loans outstanding as of 30 June 1957 amounted to \$1,454,536 of which it is estimated that \$359,277 will not be collected for various reasons. Between 1 March 1946 and 30 June 1957, \$889,635 has been written off as uncollectible due to death or subsequent financial difficulties of the borrowers. This results in total assistance to date of \$2,621,817 on which repayment cannot be expected.

ACTIVITY	FISCAL YEAR 1957	1 MARCH 1946 THROUGH 30 JUNE 1957 a/
<u>EXCESS RECEIPTS OVER DISBURSEMENTS - TOTAL</u>	\$ 543,238	b/ \$ 3,263,386
<u>Receipts (Excluding Loan Repayment) - Total</u>	956,385	7,425,946
Memberships and Donations of All Kinds	787,958	6,019,943
Fund Raising Activities (Carnivals, Shows, Dances, etc)	168,427	1,406,003
<u>Disbursements (Net) - Total</u>	413,147	4,162,560
Operating Expenses (Forms, Bank Charges, etc)	12,391	86,207
Grants	274,711	1,732,182
Loans (Excess over Repayments)	126,045	2,344,171
<u>EXCESS LOANS OVER REPAYMENTS - TOTAL</u>	126,045	2,344,171
Loans Made	2,391,360	18,020,713
Loans Repaid	2,265,315	15,676,542
<u>CASES ASSISTED - TOTAL</u>	25,854	247,696
Number of Loans Made	24,174	236,851
Number of Grants Made	1,680	10,845

a/ Includes donations and memorials to the General Henry H. Arnold Education Fund.

b/ Of the \$3,263,386 on 30 June 1957, it was necessary that \$853,140 be retained in the field to meet immediate needs for assistance.

Source: Headquarters Unit, Air Force Aid Society, Headquarters US Air Force

TABLE 243 - SUMMARY OF USAF CIVILIAN RETIREMENT FUND TRANSACTIONS, WORLDWIDE - AS OF 31 DEC 1956


(Civilian Retirement Fund Transactions are reported only on a Calendar Year basis.)

SUMMARY NOMENCLATURE	CALENDAR YEAR 1956
Current Year Deductions	\$ 81,429,960.30
Year-end Total Retirement Deductions	291,534,105.05
Year-end of Active Accounts	317,308.00

Source: Accounts Division, Directorate of Accounting, DCS/Comptroller

Medical Activities

PART XIX



MEDICAL ACTIVITY, CASUALTIES, AND PATIENT TRANSPORT

DEFINITIONS

ACTIVE DUTY MILITARY PERSONNEL

Consists of all military personnel who are on extended active duty. Excluded are military personnel who are on short tours of duty.

ADMISSION FROM DUTY

The enrollment in a patient status of a military person whose treatment requires that he be excused from duty beyond midnight of the day on which he reported for treatment, whether treated in a hospital, a dispensary or quarters. A patient is considered as admitted from duty only once during a continuous period of treatment; if he is transferred from one medical facility to another, the transfer is not an admission from duty. The term includes patients admitted to non-military medical facilities when the reporting facility has assumed responsibility for the records of the patient. Admissions from AWOL, except those AWOL from a patient status, are counted as admissions from duty. The term excludes persons treated on an outpatient status, and cases carded for record only.

ADMISSIONS RATE

A measure which indicates the frequency of patients being relieved from duty because of medical reasons. Hence, the admission rate is based on admissions from duty. The conversion of number of admissions to show the number of admissions that would occur during a year if admissions occurred throughout an entire year at the same frequency as in the period of observation, per thousand average strength is termed the annual admission rate and is computed as follows:

$$\frac{\text{Number of admissions during period} \times \text{number of such periods in a year} \times 1000}{\text{Average daily strength during the period}}$$

ADMISSIONS TO HOSPITALS AND CLASS "A" DISPENSARIES

Include all patients admitted to the wards of an Air Force hospital or Class "A" Dispensary whether from duty or by transfer from another medical facility. Excluded are cases treated in quarters, or in a duty status, or in a nonmilitary medical facility.

AVERAGE OCCUPIED BEDS

The average daily number of patients occupying beds in hospitals and Class "A" Dispensaries as of midnight of a given day.

AVERAGE STRENGTH SERVED

Includes not only those U. S. active duty military personnel for whom a base holds sick call, but also those U. S. active duty military personnel reporting elsewhere (Dispensaries) for sick call but attached to the base for in-patient care.

CASUALTY

Any person who is dead (from any cause) or whose services are lost to his unit for 24 hours or more because of involuntary absence (missing), capture, internment, or wounds, or injuries requiring admission to a medical treatment facility. Any person undergoing treatment for wounds or injuries as of 2400 local time, is considered as having been lost to his unit for 24 hours or longer. Mental disorders, psychoneurotic cases, colds and other diseases (not causing death) are not included as casualties. Casualties are divided into "battle" and "nonbattle" categories.

CAUSATIVE AGENT

That instrumentality, factor, or occurrence resulting in death, wound, injury, or missing status.

COMPLETE PHYSICAL EXAMINATIONS

Include only routine physical examinations performed in accordance with USAF directives and recorded on the report of medical examinations (Standard Form 88); physical inspections of food handlers or barbers are not included nor are examinations for personnel reporting sick.

DEATHS

Includes those persons killed outright (or dying before reaching a medical treatment facility); those wounded or injured persons who subsequently died of their wounds or injuries (after being admitted to a medical treatment

MEDICAL ACTIVITY, CASUALTIES, AND PATIENT TRANSPORT (CONTINUED)

DEFINITIONS (CONTINUED)

facility); those persons reported as missing who were either subsequently conclusively determined to have been killed, or who, having been in a missing status for a year or more, were presumed to be no longer living; whether or not these incidents occurred "in action" or under "battle" or "nonbattle" conditions.

FULL TIME EQUIVALENT PERSONNEL

Are total assigned and attached personnel converted into actual full-time strength; for example, 10 individuals employed on a full-time basis and 4 individuals employed on a half-time basis, are considered to be 12 full-time equivalents.

HOSPITALIZATION RATIO

The proportion of strength occupying hospital and Class "A" Dispensary beds on an average day (of the period for which it is computed). It differs from the noneffective ratio in that quarters or Class "B" Dispensary patients are excluded. The ratio is computed per 100 strength as follows:

$$\frac{\text{Number of sick days in hospital and dispensary in the period} \times 100}{\text{Average daily strength} \times \text{number of days in the period}}$$

or:

$$\frac{\text{Daily average number of patients occupying hospital and dispensary beds}}{\text{Average daily strength for the period}}$$

INCIDENCE

A count of diagnostic entites reported, as distinguished from number of patients admitted.

MISSING

Any person is missing who is involuntarily absent or who fails to return from a scheduled flight or mission, who is not known to be dead, AWOL, in a hospital, in confinement, on leave, or in any other absent category.

NONBATTLE CASUALTY

Any dead (including those as a result of disease), or wounded, injured or missing person, not classed as "Battle" casualty are defined herein. All self-inflicted wounds or injuries and injuries due to elements such as frostbite and trenchfoot are considered to be "nonbattle". If there is any doubt as to whether a casualty, occurring under combat mission conditions, was due to "nonbattle" factors, the casualty is classed as "battle" and not as "nonbattle".

NONEFFECTIVENESS

The temporary loss of manpower from duty, in this context for medical reasons.

NONEFFECTIVE RATIO

The proportion of strength not available for duty on an average day (of the period for which it is computed) because of medical reasons whether under treatment in hospital, dispensary, or quarters. The ratio is computed per 100 strength as follows:

$$\frac{\text{Number of sick days in period} \times 100}{\text{Average daily strength} \times \text{number of days in period}}$$

or:

$$\frac{\text{Average daily number of "patients remaining"} \times 100}{\text{Average daily strength}}$$

OPERATING BEDS

Those medical treatment facility beds which are currently set up and in all respects ready for the care of patients, and which the facility is staffed and equipped to operate. Bassinets and Class "B" Dispensary beds are not included.

OUTPATIENT VISITS

A visit is counted for each patient (not excused from duty) who on a given day presents himself for either medical advice or treatment. On any given day, only one visit is counted regardless of the number of times the patient is seen; when the patient is seen on multiple days, one visit is counted for each day. Patients reporting for prescribed examinations and immunizations are not counted as a visit.

MEDICAL ACTIVITY, CASUALTIES, AND PATIENT TRANSPORT (CONTINUED)

DEFINITIONS (CONTINUED)

PRINCIPAL DIAGNOSIS

A term used to indicate the sum of sole and primary diagnosis.

SPECIFIED PERIODIC EXAMINATIONS OR TESTS

Are those examinations or tests administered to personnel, military or civilian, exposed to industrial-type hazards.

RETURNS TO MILITARY CONTROL

Persons, previously reported as missing, who have returned to military control from a missing status.

TABLE 244 - SUMMARY - ADMISSION RATES OF USAF PERSONNEL, WORLDWIDE - FY 1953 THROUGH FY 1957

(Data represents admissions from duty, treated at any medical facility, computed monthly as admissions-per-year per 1,000 average strength.)

DIAGNOSTIC CATEGORY BY FISCAL YEAR	FISCAL YEAR	JUL	AUG	SEPT	OCT	NOV	DEC	JAN	FEB	MAR	APR	MAY	JUN
ALL CAUSES a/													
1953	320	283	293	280	287	288	290	546	370	340	323	293	283
1954	284	277	280	267	283	279	248	314	311	314	306	293	253
1955	276	256	263	256	273	280	247	325	334	302	279	270	243
1956	262	250	250	243	256	250	237	277	294	304	283	253	251
1957	270	242	253	252	266	255	244	292	300	317	285	265	276
Disease													
1953	282	243	253	242	246	250	255	509	333	304	286	254	242
1954	246	235	240	229	243	241	214	279	274	278	269	255	215
1955	241	218	227	221	238	246	216	290	298	269	244	231	206
1956	226	212	215	209	220	215	203	243	257	268	248	215	212
1957	232	203	214	215	226	218	207	255	265	281	248	225	231
Non-Battle Injury													
1953	38	40	40	38	41	38	35	37	37	36	37	39	41
1954	38	42	40	38	40	38	34	35	37	36	37	38	38
1955	35	38	36	35	35	34	31	35	36	33	35	39	37
1956	36	38	35	34	36	35	34	34	37	36	35	38	39
1957	38	39	39	37	40	37	37	37	35	36	37	40	45

a/ Includes battle casualty admissions from July 1953 through July 1954 not separately shown below.

Source: Biometrics Division, Office of the Surgeon General, Hq USAF

TABLE 245 - SUMMARY - NONEFFECTIVE RATIOS OF USAF PERSONNEL, WORLDWIDE - FY 1953 THROUGH FY 1957

(Data represents per cent of strength not available for duty due to medical reasons, on an average day.)

FISCAL YEAR	FISCAL YEAR	JUL	AUG	SEPT	OCT	NOV	DEC	JAN	FEB	MAR	APR	MAY	JUN
1953	1.28	1.35	1.32	1.30	1.28	1.23	1.12	1.54	1.34	1.28	1.26	1.19	1.17
1954	1.15	1.19	1.18	1.15	1.22	1.15	.98	1.27	1.23	1.18	1.19	1.14	1.02
1955	1.10	1.06	1.09	1.09	1.08	1.03	.92	1.30	1.22	1.17	1.12	1.12	1.04
1956	1.02	1.04	1.01	1.03	1.04	1.01	.85	1.07	1.07	1.09	1.06	.98	.99
1957	1.02	1.00	1.02	1.04	1.02	1.02	.84	1.11	1.08	1.10	1.03	.96	1.02

Source: Biometrics Division, Office of the Surgeon General, Hq USAF

TABLE 246 - SUMMARY - HOSPITALIZATION RATIOS OF USAF PERSONNEL, WORLDWIDE - FY 1953 THROUGH FY 1957

(Data represents per cent of strength occupying hospital beds, at any medical facility, on an average day.)

FISCAL YEAR	FISCAL YEAR	JUL	AUG	SEPT	OCT	NOV	DEC	JAN	FEB	MAR	APR	MAY	JUN
1953	1.09	1.12	1.12	1.10	1.09	1.09	.96	1.24	1.17	1.13	1.10	1.05	1.00
195495	1.00	.98	.99	1.00	.95	.81	.93	1.02	1.00	.95	.92	.85
195587	.82	.84	.85	.87	.87	.78	.86	1.01	.93	.90	.88	.84
195682	.80	.81	.79	.81	.80	.69	.76	.86	.88	.85	.82	.78
195779	.78	.81	.78	.80	.79	.72	.77	.85	.85	.82	.79	.75

Source: Biometrics Division, Office of the Surgeon General, Hq USAF

TABLE 247 - SUMMARY - ADMISSIONS AND NUMBER OF PATIENTS OCCUPYING BEDS IN USAF HOSPITALS AND DISPENSARIES BY TYPE OF BENEFICIARY, BY COMMAND - FY 1952 THROUGH FY 1957

FISCAL YEAR	NUMBER OF ADMISSIONS				NUMBER OF PATIENTS OCCUPYING BEDS ON AN AVERAGE DAY							
	Total	Active Duty Military		Other	Total	Active Duty Military			Dependents		Veterans Administration Beneficiaries	Other
		Air Force	Other			Air Force	Army	Navy-Marine	Air Force	Other		
FISCAL YEAR SUMMARIES												
<u>FY 1952 WORLDWIDE - TOTAL</u>	<u>411,573</u>	<u>234,651</u>	<u>78,221</u>	<u>98,701</u>	<u>10,831</u>	<u>8,140</u>	<u>241</u>	<u>113</u>	<u>1,270</u>	<u>202</u>	<u>19</u>	<u>146</u>
CONTINENTAL US - TOTAL	328,490	181,892	63,110	83,488	8,560	6,701	411	94	1,119	156	1	78
OVERSEAS - TOTAL	83,083	52,759	15,111	15,213	2,271	1,439	530	19	151	46	18	68
<u>FY 1953 WORLDWIDE - TOTAL</u>	<u>438,188</u>	<u>242,346</u>	<u>62,291</u>	<u>133,551</u>	<u>11,066</u>	<u>8,032</u>	<u>672</u>	<u>126</u>	<u>1,721</u>	<u>284</u>	<u>23</u>	<u>194</u>
CONTINENTAL US - TOTAL	335,486	178,520	47,748	109,218	8,479	6,326	295	94	1,442	221	3	98
OVERSEAS - TOTAL	102,702	63,826	14,543	24,333	2,587	1,713	384	32	279	63	20	96
<u>FY 1954 WORLDWIDE - TOTAL</u>	<u>426,526</u>	<u>221,457</u>	<u>53,420</u>	<u>151,649</u>	<u>10,477</u>	<u>7,248</u>	<u>593</u>	<u>169</u>	<u>1,915</u>	<u>319</u>	<u>29</u>	<u>204</u>
CONTINENTAL US - TOTAL	315,343	157,146	38,601	119,596	7,665	5,426	267	87	1,528	238	12	107
OVERSEAS - TOTAL	111,183	64,311	14,819	32,053	2,812	1,822	326	82	387	81	17	97
<u>FY 1955 WORLDWIDE - TOTAL</u>	<u>423,181</u>	<u>221,579</u>	<u>35,731</u>	<u>165,871</u>	<u>10,209</u>	<u>6,894</u>	<u>496</u>	<u>142</u>	<u>2,098</u>	<u>351</u>	<u>23</u>	<u>205</u>
CONTINENTAL US - TOTAL	322,324	166,070	24,612	131,642	7,736	5,363	234	65	1,691	260	1	122
OVERSEAS - TOTAL	100,857	55,509	11,119	34,229	2,473	1,531	262	77	407	91	22	83
<u>FY 1956 WORLDWIDE - TOTAL</u>	<u>417,796</u>	<u>202,546</u>	<u>29,275</u>	<u>185,975</u>	<u>9,714</u>	<u>6,135</u>	<u>478</u>	<u>106</u>	<u>2,353</u>	<u>373</u>	<u>21</u>	<u>248</u>
CONTINENTAL US - TOTAL	306,559	143,583	18,652	144,324	7,192	4,649	211	64	1,854	265	1	148
OVERSEAS - TOTAL	111,237	58,963	10,623	41,651	2,522	1,486	267	42	499	108	20	100

TABLE 247 - SUMMARY - ADMISSIONS AND NUMBER OF PATIENTS OCCUPYING BEDS IN USAF HOSPITAL AND DISPENSARIES BY TYPE OF BENEFICIARY, BY COMMAND - FY 1952 THROUGH FY 1957 (CONTINUED)

COMMAND	NUMBER OF ADMISSIONS				NUMBER OF PATIENTS OCCUPYING BEDS ON AN AVERAGE DAY							
	Total	Active Duty Military		Other a/	Total	Active Duty Military			Dependents		Veter- ans Bene- ficiaries	Other b/
		Air Force	Other			Air Force	Army	Navy- Marine	Air Force	Other		
FY 1957												
<u>WORLDWIDE - TOTAL</u>	<u>420,852</u>	<u>200,884</u>	<u>26,738</u>	<u>193,237</u>	<u>2,450</u>	<u>2,792</u>	<u>421</u>	<u>102</u>	<u>2,460</u>	<u>358</u>	<u>25</u>	<u>285</u>
<u>CONTINENTAL U. S. - TOTAL</u>	<u>297,974</u>	<u>140,377</u>	<u>15,725</u>	<u>141,872</u>	<u>6,795</u>	<u>4,332</u>	<u>159</u>	<u>64</u>	<u>1,836</u>	<u>232</u>	<u>2</u>	<u>170</u>
Air Defense Command	18,145	12,038	1,067	5,040	290	194	21	1	57	11	-	6
Air Materiel Command	22,328	7,612	1,777	12,939	485	251	20	9	150	33	-	22
Air Proving Ground Command	5,421	2,594	95	2,732	230	180	1	-	44	2	-	3
Air Research and Development Command	4,906	1,674	327	2,905	80	30	4	3	37	5	-	1
Air Training Command	109,000	57,789	4,348	46,863	2,805	1,971	38	16	646	73	1	60
Air University	6,802	3,088	97	3,617	408	300	3	1	71	13	-	20
Continental Air Command	6,134	3,588	125	2,421	390	319	4	1	50	8	-	8
Headquarters Command, USAF	3,824	1,234	52	2,538	107	70	2	-	27	6	-	2
Military Air Transport Service	11,652	4,827	1,463	5,362	172	86	9	5	57	9	-	6
Strategic Air Command	86,788	34,810	6,107	45,871	1,451	718	54	26	548	65	1	39
Tactical Air Command	22,974	11,123	267	11,584	377	213	3	2	149	7	-	3
<u>OVERSEAS - TOTAL</u>	<u>122,885</u>	<u>60,507</u>	<u>11,013</u>	<u>51,365</u>	<u>2,655</u>	<u>1,467</u>	<u>262</u>	<u>38</u>	<u>624</u>	<u>126</u>	<u>23</u>	<u>115</u>
Air Defense Command	461	139	35	287	13	8	1	-	4	-	-	-
Alaskan Air Command	13,827	3,696	2,613	7,518	316	98	86	-	62	43	23	4
Far East Air Forces	29,721	16,455	2,604	10,662	710	422	56	18	141	31	-	42
Military Air Transport Service	5,580	2,257	1,144	2,179	75	34	11	5	17	3	-	5
Northeast Air Command	5,476	3,078	809	1,589	134	86	21	-	18	2	-	7
Sixteenth Air Force	1,334	349	36	949	20	7	-	-	10	1	-	2
Strategic Air Command	9,228	6,029	664	2,535	145	102	9	-	31	1	-	2
U.S. Air Forces, Europe	57,258	28,504	3,108	25,646	1,242	710	78	15	341	45	-	53

a/ Includes Dependents, Retired, Employees, Allied and Neutral Military Personnel, VA Beneficiaries, etc.

b/ Includes Allied Military Personnel, Bureau of Employee Compensation beneficiaries, employees, etc.

Source: Personnel Statistics Division, DCS/Comptroller, USAF

TABLE 248 - VOLUME OF SELECTED OUTPATIENT ACTIVITIES BY TYPE OF BENEFICIARY,
BY COMMAND - FY 1957

(Table below is a modification of Table 234, FY 1956)

COMMAND	TOTAL	TYPE OF BENEFICIARY					
		Active Duty Military			Dependents	U S Civilian Employee	Other a/
		Air Force	Army	Navy-Marine			
SUMMARY							
WORLDWIDE							
Outpatient Visits	10,453,041	4,654,722	210,671	34,850	4,757,761	609,809	185,228
Quarters Patients Visits	101,049	96,907	3,589	266	-	-	287
Flight Physical Exams	217,702	181,992	2,395	850	4	2,922	29,539
Other Complete Physical Exams	473,158	326,791	14,362	1,444	21,137	61,066	48,358
Limited Physical Exams and Tests	558,724	328,345	8,124	1,891	65,453	110,980	43,931
Screening Exams and Tests	440,031	221,824	7,479	1,474	58,373	85,527	65,354
Immunizations	6,206,727	3,913,618	85,022	20,151	1,952,468	94,118	141,350
CONTINENTAL US							
Outpatient Visits	7,163,784	3,081,180	66,407	14,929	3,408,068	529,162	64,038
Quarters Patients Visits	67,491	65,406	1,865	128	-	-	92
Flight Physical Exams	185,957	152,750	2,037	405	4	2,889	27,872
Other Complete Physical Exams	363,136	264,035	8,343	867	9,375	54,981	25,535
Limited Physical Exams and Tests	429,048	275,866	3,839	1,657	34,275	104,304	9,107
Screening Exams and Tests	226,706	116,350	1,765	278	17,968	81,074	9,271
Immunizations	4,776,339	3,214,108	42,781	10,266	1,401,129	53,495	54,560
OVERSEAS							
Outpatient Visits	3,289,257	1,573,542	144,264	19,921	1,349,693	80,647	121,190
Quarters Patients Visits	33,558	31,501	1,724	138	-	-	195
Flight Physical Exams	31,745	29,242	358	445	-	33	1,667
Other Complete Physical Exams	110,022	62,756	6,019	577	11,762	6,085	22,823
Limited Physical Exams and Tests	129,676	52,479	4,285	234	31,178	6,676	34,824
Screening Exams and Tests	213,325	105,474	5,714	1,196	40,405	4,453	56,083
Immunizations	1,430,388	699,510	42,241	9,885	551,339	40,623	86,790
CONTINENTAL US							
AIR DEFENSE COMMAND							
Outpatient Visits	690,468	405,568	16,976	1,858	259,287	3,952	2,827
Quarters Patients Visits	15,909	15,169	708	28	-	-	4
Flight Physical Exams	17,237	12,295	345	121	-	16	4,460
Other Complete Physical Exams	32,885	26,882	1,054	133	363	1,235	3,218
Limited Physical Exams and Tests	16,746	11,127	1,001	266	2,775	839	738
Screening Exams and Tests	13,070	9,010	303	11	3,041	473	232
Immunizations	338,177	173,226	5,276	1,057	155,064	1,874	1,680
AIR FORCE FINANCE DIVISION							
Outpatient Visits	17,366	660	-	-	-	16,706	-
Quarters Patients Visits	46	46	-	-	-	-	-
Flight Physical Exams	-	-	-	-	-	-	-
Other Complete Physical Exams	658	-	-	-	-	658	-
Limited Physical Exams and Tests	2,168	47	-	-	-	2,121	-
Screening Exams and Tests	4,030	47	-	-	-	3,983	-
Immunizations	2,913	326	-	-	-	2,587	-
AIR MATERIEL COMMAND							
Outpatient Visits	864,424	143,333	1,686	978	281,008	429,501	7,918
Quarters Patients Visits	3,965	3,875	49	6	-	-	35
Flight Physical Exams	15,363	8,848	142	19	-	2,171	4,183
Other Complete Physical Exams	59,335	14,532	477	41	1,315	35,899	7,071
Limited Physical Exams and Tests	101,195	9,799	139	119	1,714	88,231	1,193
Screening Exams and Tests	88,401	11,826	427	122	3,526	69,011	3,489
Immunizations	217,232	73,712	696	274	103,526	29,352	9,672
AIR PROVING GROUND							
Outpatient Visits	117,819	39,498	216	46	76,710	1,004	345
Quarters Patients Visits	2,062	2,056	1	5	-	-	-
Flight Physical Exams	1,290	1,082	-	8	-	-	200
Other Complete Physical Exams	4,538	3,534	-	24	16	952	12
Limited Physical Exams and Tests	4,266	3,880	33	3	142	180	28
Screening Exams and Tests	102	82	-	-	5	15	-
Immunizations	37,384	13,310	20	-	23,717	234	103

TABLE 248 - VOLUME OF SELECTED OUTPATIENT ACTIVITIES, BY TYPE OF BENEFICIARY
BY COMMAND - FY 1957 (CONTINUED)

COMMAND	TOTAL	TYPE OF BENEFICIARY					Other a/
		Active Duty Military			Dependents	U S Civilian Employee	
		Air Force	Army	Navy-Marine			
CONTINENTAL US (Continued)							
<u>AIR RESEARCH AND DEVELOPMENT COMMAND</u>							
Outpatient Visits	197,084	73,902	3,722	1,531	93,889	21,959	2,081
Quarters Patients Visits	5,977	5,889	48	40	-	-	-
Flight Physical Exams	4,390	3,428	118	72	-	362	410
Other Complete Physical Exams	10,866	6,667	74	84	29	3,417	595
Limited Physical Exams and Tests	11,845	5,852	66	145	1,566	3,773	443
Screening Exams and Tests	5,368	3,108	52	6	627	1,394	181
Immunizations	131,840	69,168	3,513	397	54,243	2,329	2,190
<u>AIR TRAINING COMMAND</u>							
Outpatient Visits	2,143,310	1,053,193	10,042	4,018	1,032,333	22,062	21,662
Quarters Patients Visits	7,769	7,721	25	-	-	-	23
Flight Physical Exams	59,034	50,104	414	63	2	215	8,236
Other Complete Physical Exams	100,201	84,640	1,794	279	2,510	6,669	4,309
Limited Physical Exams and Tests	192,265	171,022	444	273	10,977	5,889	3,660
Screening Exams and Tests	53,171	42,142	150	38	3,671	4,316	2,854
Immunizations	1,711,051	1,287,654	5,598	1,044	394,056	8,589	14,110
<u>AIR UNIVERSITY</u>							
Outpatient Visits	127,678	50,014	607	243	73,398	1,009	2,407
Quarters Patients Visits	1,356	1,356	-	-	-	-	-
Flight Physical Exams	3,131	3,117	10	-	-	4	-
Other Complete Physical Exams	7,311	7,034	1	1	135	75	65
Limited Physical Exams and Tests	833	207	5	1	415	30	175
Screening Exams and Tests	748	184	6	-	121	97	340
Immunizations	53,631	28,695	220	108	23,598	104	906
<u>CONTINENTAL AIR COMMAND</u>							
Outpatient Visits	159,708	68,329	7,365	591	71,974	4,897	6,552
Quarters Patient Visits	4,715	3,750	922	14	-	-	29
Flight Physical Exams	8,330	3,862	396	49	-	14	4,009
Other Complete Physical Exams	20,485	12,307	822	92	672	1,250	5,342
Limited Physical Exams and Tests	6,275	3,492	240	19	820	751	953
Screening Exams and Tests	1,127	568	74	1	73	153	258
Immunizations	138,984	73,762	4,038	508	42,560	1,996	16,120
<u>HEADQUARTER COMMAND, USAF</u>							
Outpatient Visits	94,066	35,144	371	396	55,629	1,334	1,192
Quarters Patient Visits	386	386	-	-	-	-	-
Flight Physical Exams	2,797	2,240	-	-	-	7	550
Other Complete Physical Exams	5,115	4,796	-	-	5	188	126
Limited Physical Exams and Tests	592	436	2	1	82	28	43
Screening Exams and Tests	982	842	6	4	10	16	104
Immunizations	52,591	22,636	79	73	29,766	1	36
<u>MILITARY AIR TRANSPORT SERVICE</u>							
Outpatient Visits	403,417	210,244	8,324	2,048	159,121	19,424	4,256
Quarters Patient Visits	8,286	8,210	45	31	-	-	-
Flight Physical Exams	10,407	9,799	114	21	-	7	466
Other Complete Physical Exams	15,377	11,960	649	12	792	1,544	420
Limited Physical Exams and Tests	11,560	8,941	275	546	804	690	304
Screening Exams and Tests	8,762	6,664	247	53	1,150	374	274
Immunizations	215,714	107,148	9,955	4,939	86,467	4,234	2,971
<u>STRATEGIC AIR COMMAND</u>							
Outpatient Visits	1,791,468	755,181	15,369	2,578	998,929	5,617	13,794
Quarters Patients Visits	11,642	11,589	52	1	-	-	-
Flight Physical Exams	50,119	44,699	425	47	2	93	4,853
Other Complete Physical Exams	78,455	66,181	2,897	141	3,269	2,397	3,610
Limited Physical Exams and Tests	57,550	41,288	1,539	216	11,964	1,223	1,320
Screening Exams and Tests	29,335	22,409	213	28	5,091	763	831
Immunizations	1,463,222	1,074,470	10,916	1,534	368,009	1,947	6,346

TABLE 248 - VOLUME OF SELECTED OUTPATIENT ACTIVITIES, BY TYPE OF BENEFICIARY
BY COMMAND - FY 1957 (CONTINUED)

COMMAND	TOTAL	TYPE OF BENEFICIARY					
		Active Duty Military			Dependents	U S Civilian Employee	Other a/
		Air Force	Army	Navy-Marine			
CONTINENTAL US (Continued)							
<u>TACTICAL AIR COMMAND</u>							
Outpatient Visits	556,976	246,114	1,729	642	305,790	1,697	1,004
Quarters Patients Visits	5,378	5,359	15	3	-	-	1
Flight Physical Exams	13,859	13,276	73	5	-	-	505
Other Complete Physical Exams	27,910	25,502	615	60	269	697	767
Limited Physical Exams and Tests	23,753	19,775	95	68	3,016	549	250
Screening Exams and Tests	21,610	19,468	287	15	653	479	708
Immunizations	413,600	290,001	2,470	332	120,123	248	426
OVERSEAS							
<u>AIR DEFENSE COMMAND</u>							
Outpatient Visits	8,484	2,588	397	21	5,309	136	33
Quarters Patients Visits	-	-	-	-	-	-	-
Flight Physical Exams	97	97	-	-	-	-	-
Other Complete Physical Exams	542	229	54	-	60	4	195
Limited Physical Exams and Tests	162	49	4	-	64	-	45
Screening Exams and Tests	219	48	4	16	54	-	97
Immunizations	3,744	1,613	188	5	1,856	51	31
<u>ALASKAN AIR COMMAND</u>							
Outpatient Visits	228,085	75,262	13,094	146	134,288	3,687	1,608
Quarters Patients Visits	1,684	1,481	197	-	-	-	6
Flight Physical Exams	1,989	1,917	58	3	-	8	3
Other Complete Physical Exams	8,264	6,111	208	13	142	1,669	121
Limited Physical Exams and Tests	7,334	2,171	645	-	3,989	407	122
Screening Exams and Tests	7,256	2,229	50	4	4,597	297	79
Immunizations	62,595	16,248	660	5	37,007	8,572	103
<u>CARIBBEAN AIR COMMAND</u>							
Outpatient Visits	24,406	9,026	42	5	12,540	25	2,768
Quarters Patients Visits	812	789	-	-	-	-	23
Flight Physical Exams	398	320	4	12	-	-	62
Other Complete Physical Exams	846	540	-	-	160	24	122
Limited Physical Exams and Tests	1,934	843	77	7	544	6	457
Screening Exams and Tests	1,116	523	-	2	32	4	555
Immunizations	11,931	3,817	16	-	7,256	412	430
<u>FAR EAST AIR FORCES</u>							
Outpatient Visits	977,650	541,748	51,793	9,686	320,454	17,837	36,132
Quarters Patients Visits	14,427	13,415	909	97	-	-	6
Flight Physical Exams	11,306	10,524	88	399	-	10	285
Other Complete Physical Exams	27,709	17,551	2,575	311	916	1,035	5,321
Limited Physical Exams and Tests	37,270	16,035	1,177	71	9,443	1,113	9,431
Screening Exams and Tests	111,348	62,541	1,591	510	9,072	1,885	35,749
Immunizations	380,868	198,764	21,029	7,042	110,830	12,457	30,746
<u>MILITARY AIR TRANSPORT SERVICE</u>							
Outpatient Visits	121,219	53,335	9,300	6,903	45,181	4,569	1,931
Quarters Patients Visits	590	548	35	7	-	-	-
Flight Physical Exams	1,304	1,269	12	21	-	1	1
Other Complete Physical Exams	2,706	1,771	105	48	132	261	389
Limited Physical Exams and Tests	3,206	1,081	41	40	451	506	1,087
Screening Exams and Tests	1,689	683	53	22	169	140	622
Immunizations	42,941	20,719	2,708	2,075	13,683	1,545	2,211

TABLE 248 - VOLUME OF SELECTED OUTPATIENT ACTIVITIES, BY TYPE OF BENEFICIARY
BY COMMAND - FY 1957 (CONTINUED)

COMMAND	TOTAL	TYPE OF BENEFICIARY					Other a/
		Active Duty Military			Dependents	U S Civilian Employee	
		Air Force	Army	Navy-Marine			
OVERSEAS (Continued)							
<u>NORTH EAST AIR COMMAND</u>							
Outpatient Visits	88,089	46,381	9,971	123	25,470	4,583	1,561
Quarters Patients Visits	139	133	6	-	-	-	-
Flight Physical Exams	1,198	1,185	13	-	-	-	-
Other Complete Physical Exams	3,665	1,822	535	-	296	764	248
Limited Physical Exams and Tests	4,157	1,421	248	-	601	1,718	169
Screening Exams and Tests	2,739	1,473	196	-	422	479	169
Immunizations	20,615	11,630	2,991	2	5,377	569	46
<u>STRATEGIC AIR COMMAND</u>							
Outpatient Visits	307,108	155,736	15,183	308	125,156	8,025	2,700
Quarters Patients Visits	3,237	3,090	145	2	-	-	-
Flight Physical Exams	2,559	2,483	9	-	-	8	59
Other Complete Physical Exams	10,641	6,800	1,095	1	1,232	844	669
Limited Physical Exams and Tests	15,283	8,349	1,070	-	2,716	1,952	1,196
Screening Exams and Tests	11,097	4,625	1,154	-	3,048	185	2,085
Immunizations	172,341	103,012	3,836	28	61,451	3,239	775
<u>SIXTEENTH AIR FORCE</u>							
Outpatient Visits	28,848	8,809	161	353	16,436	2,271	818
Quarters Patient Visits	558	532	7	19	-	-	-
Flight Physical Exams	196	194	-	1	-	-	1
Other Complete Physical Exams	891	371	33	92	73	56	266
Limited Physical Exams and Tests	719	435	4	10	156	29	85
Screening Exams and Tests	4,183	928	105	170	1,210	372	1,398
Immunizations	16,452	3,291	122	248	10,499	1,550	742
<u>US AIR FORCES, EUROPE</u>							
Outpatient Visits	1,505,368	680,657	44,323	2,376	664,859	39,514	73,639
Quarters Patients Visits	12,111	11,513	425	13	-	-	160
Flight Physical Exams	12,698	11,253	174	9	-	6	1,256
Other Complete Physical Exams	54,758	27,561	1,414	112	8,751	1,428	15,492
Limited Physical Exams and Tests	59,611	22,095	1,019	106	13,214	945	22,232
Screening Exams and Tests	73,678	32,424	2,561	472	21,801	1,091	15,329
Immunizations	718,901	340,416	10,691	480	303,380	12,228	51,706

a/ Includes short Tour Active Duty.

Source: Personnel Statistics Division, Directorate of Statistical Services, DCS/Comptroller

TABLE 249 STAFFING AVERAGES OF USAF MEDICAL AND DENTAL TREATMENT FACILITIES FY 1957

(Table below is a modification of Table 235, FY 1956)

FACILITY	FULL-TIME EQUIVALENTS OF PERSONNEL			MEDICAL IN-PATIENT SERVICE						MEDICAL OUT-PATIENT SERVICE			DENTAL			Repair and Maintenance	Formal Training	Other Personnel	Surplus Personnel
				Full-Time Equivalents Charged	Average Occupied Beds	Personnel Equivalents Per 100 Occupied Beds	Full-Time Equivalents Charged	Average Daily Work Units	Personnel Equivalents Per 100 Work Units	Full-Time Equivalents Charged	Average Daily Work Units	Personnel Equivalents Per 100 Work Units							
	Total	Military	Civilian																
HOSPITALS																			
TOTAL . . .	25,100.0	19,712.1	5,387.9	11,148.5	6,627	168	6,590.0	17,321	38.0	3,034.4	15,436	19.7	359.6	1,034.2	2,933.3	265.3			
July (1956) . . .	24,529.2	19,329.2	5,200.0	10,830.9	6,778	160	6,732.3	18,800	35.8	2,902.9	14,016	20.7	321.5	873.5	2,868.1	254.5			
August	24,619.9	19,233.6	5,386.3	10,863.6	6,571	165	6,612.9	17,853	37.0	2,832.3	14,950	18.9	321.3	982.4	3,007.4	267.8			
September	24,746.1	19,252.6	5,493.5	10,975.5	6,692	164	6,618.4	17,192	38.5	3,023.4	15,149	20.0	345.9	994.7	2,788.2	353.6			
October	25,107.9	19,580.4	5,527.5	11,028.5	6,853	161	6,641.1	17,116	38.8	3,070.9	16,792	18.3	372.4	1,229.0	2,766.0	297.9			
November	25,390.9	19,849.7	5,541.2	11,234.6	6,782	166	6,657.8	17,025	39.1	3,095.7	17,479	17.7	382.3	1,235.3	2,785.2	294.9			
December	25,496.3	20,010.1	5,486.2	11,379.0	6,113	186	6,798.3	15,725	43.2	3,096.7	11,993	25.8	383.8	1,049.4	2,789.1	292.9			
January (1957) . .	25,396.5	20,003.3	5,393.2	11,401.2	6,342	180	6,634.3	17,255	38.4	3,016.0	17,043	17.7	374.6	1,070.0	2,900.4	318.1			
February	25,358.2	19,963.9	5,394.3	11,358.5	6,951	163	6,568.2	18,232	36.0	3,066.0	17,913	17.1	383.0	1,045.8	2,936.7	259.6			
March	25,252.8	19,875.8	5,377.0	11,273.2	7,000	161	6,487.8	18,325	35.4	3,062.3	16,115	19.0	393.0	1,018.5	3,018.0	264.0			
April	25,169.2	19,815.9	5,353.3	11,239.5	6,765	166	6,452.1	17,673	36.5	3,113.8	15,788	19.7	377.4	1,007.6	2,978.8	212.7			
May	25,228.3	19,935.2	5,293.1	11,156.2	6,496	172	6,482.2	16,367	39.6	3,083.8	14,547	21.2	348.9	1,008.4	3,148.8	159.3			
June	24,906.2	19,695.9	5,210.3	11,041.3	6,186	178	6,394.7	16,303	39.2	3,049.3	13,457	22.7	311.0	896.7	3,213.2	208.0			
CLASS "A" DISPENSARIES																			
TOTAL	2,354.9	2,143.5	211.4	456.8	189	242	961.1	1,749	55.0	411.1	1,991	20.6	9.6	104.2	412.2	68.3			
July (1956)	2,387.7	2,181.7	206.0	440.2	192	229	954.8	1,702	56.1	421.2	1,839	22.9	19.8	85.4	466.3	82.9			
August	2,448.9	2,236.3	212.6	464.4	167	278	979.4	1,692	57.9	401.8	2,071	22.2	9.3	123.3	470.7	69.8			
September	2,440.2	2,245.9	194.3	474.8	185	257	1,013.5	1,824	55.6	405.8	1,982	20.5	14.7	98.6	432.8	67.7			
October	2,462.9	2,241.0	221.9	496.4	209	238	998.1	1,480	67.4	417.1	2,186	19.1	14.8	119.4	417.1	77.4			
November	2,358.8	2,134.5	224.3	467.6	187	250	984.5	1,774	55.5	411.4	2,004	20.5	12.8	109.3	373.2	79.3			
December	2,356.3	2,139.6	215.7	470.3	173	272	981.2	1,680	58.4	412.1	1,538	26.8	13.0	92.2	387.5	98.0			
January (1957) . .	2,351.1	2,134.5	215.6	451.7	207	218	960.2	1,755	54.7	420.8	2,231	18.9	10.5	133.8	374.1	89.1			
February	2,279.7	2,074.6	205.1	443.8	216	205	914.0	1,893	48.2	408.6	2,197	18.6	6.0	121.6	385.7	60.0			
March	2,277.2	2,075.2	202.0	443.1	197	225	908.1	1,972	46.0	409.4	2,161	18.9	3.0	112.0	401.6	51.4			
April	2,264.2	2,065.1	199.1	450.4	183	246	914.3	1,776	51.5	406.8	2,068	19.7	2.0	87.9	402.8	44.2			
May	2,207.5	2,009.9	197.6	419.2	175	240	912.0	1,632	55.9	399.1	1,835	21.7	4.1	83.0	390.1	47.1			
June	2,424.4	2,184.2	240.2	460.3	182	253	1,013.1	1,803	56.2	418.8	1,781	23.5	3.6	83.7	444.9	52.4			

Source: Personnel Statistics Division, Directorate of Statistical Services, DCS/Comptroller

TABLE 250 - SUMMARY - NON-BATTLE DEATHS OF USAF OFFICERS BY AERONAUTICAL RATING, BY GRADE IN WHICH SERVING AT TIME OF DEATH - LAST HALF FY 1952 THROUGH FY 1957

DATE	TOTAL	PILOT							TOTAL	OBSERVER						
		General	Colonel	Lieutenant Colonel	Major	Captain	First Lieutenant	Second Lieutenant		General	Colonel	Lieutenant Colonel	Major	Captain	First Lieutenant	Second Lieutenant
FISCAL YEAR SUMMARIES																
LAST HALF FY 1952 - TOTAL	228	2	6	7	19	78	77	39	77	-	-	-	6	25	24	22
FY 1953 - TOTAL	482	1	4	16	44	140	168	109	137	-	-	1	13	38	45	40
FY 1954 - TOTAL	417	1	12	11	36	99	130	128	91	-	1	-	7	23	25	35
FY 1955 - TOTAL	430	-	10	17	40	100	150	104	94	1	-	3	8	27	36	20
FY 1956 - TOTAL	426	3	9	11	44	118	161	80	101	1	1	1	8	29	33	28
FISCAL YEAR 1957																
<u>TOTAL</u>	<u>325</u>	<u>1</u>	<u>8</u>	<u>11</u>	<u>40</u>	<u>89</u>	<u>141</u>	<u>35</u>	<u>115</u>	-	-	-	<u>8</u>	<u>38</u>	<u>55</u>	<u>14</u>
July (1956)	34	-	1	1	5	7	14	6	8	-	-	-	-	2	2	4
August	20	-	1	1	4	4	9	1	7	-	-	-	-	2	1	4
September	26	-	2	2	2	8	9	3	8	-	-	-	1	4	2	1
October	31	-	1	-	3	10	10	7	12	-	-	-	1	7	3	1
November	31	1	-	-	2	10	15	3	13	-	-	-	4	4	5	-
December	27	-	-	-	1	9	14	3	11	-	-	-	-	1	10	-
January (1957)	32	-	1	-	5	5	17	4	15	-	-	-	2	4	7	2
February	38	-	-	-	6	14	14	4	9	-	-	-	-	1	7	1
March	30	-	-	2	4	9	14	1	12	-	-	-	-	4	8	-
April	20	-	1	3	1	5	9	1	8	-	-	-	-	4	3	1
May	19	-	1	-	3	4	10	1	4	-	-	-	-	1	3	-
June	17	-	-	2	4	4	6	1	8	-	-	-	-	4	4	-

Source: Personnel Statistics Division, Directorate of Statistical Services, DCS/Comptroller.

TABLE 251 - SUMMARY - NON-BATTLE DEATHS OF USAF OFFICERS AND AIRMEN BY GRADE IN WHICH SERVING AT TIME OF DEATH - LAST HALF FY 1952 THROUGH FY 1957

DATE	TOTAL	OFFICER									TOTAL	AIRMAN							
		General	Colonel	Lieutenant Colonel	Major	Captain	First Lieutenant	Second Lieutenant	Warrant Officer	Master Sergeant		Technical Sergeant	Staff Sergeant	Airman	First Class	Airman Second Class	Airman Third Class	Airman Basic	Aviation Cadet
FISCAL YEAR SUMMARIES																			
LAST HALF FY 1952 - TOTAL	357	2	10	12	40	115	109	67	2	714	49	72	116	122	137	160	44	14	
FY 1953 - TOTAL	741	2	14	26	83	200	235	174	7	1,678	115	116	255	327	371	353	89	52	
FY 1954 - TOTAL	599	1	15	19	65	140	173	181	5	1,300	99	109	219	228	295	263	58	29	
FY 1955 - TOTAL	622	1	14	38	65	149	198	147	10	1,319	103	126	213	252	316	223	62	24	
FY 1956 --TOTAL	623	4	13	23	69	163	206	139	6	1,371	112	119	242	241	348	229	73	7	
FISCAL YEAR 1957																			
TOTAL	580	1	14	25	72	157	228	76	7	1,409	147	136	250	261	320	226	44	15	
July (1956)	55	-	2	3	8	9	19	14	-	148	14	12	17	22	37	36	7	3	
August	39	-	2	3	4	7	13	9	1	122	13	11	17	24	28	19	10	-	
September	46	-	3	3	7	13	13	7	-	106	10	12	17	25	23	14	4	1	
October	52	-	1	3	5	19	15	9	-	149	9	10	22	36	42	22	4	4	
November	49	1	1	-	6	15	21	5	-	105	16	9	16	26	17	16	3	2	
December	54	-	-	1	5	17	25	5	1	117	18	10	26	17	34	9	3	-	
January (1957)	67	-	2	1	9	18	26	10	1	97	13	13	18	15	24	12	1	1	
February	58	-	-	-	7	18	24	9	-	93	11	11	25	14	19	11	1	1	
March	62	-	1	2	7	18	29	2	3	126	13	16	31	17	27	19	3	-	
April	30	-	1	4	2	9	12	2	-	98	10	10	12	22	24	16	2	2	
May	28	-	1	-	4	6	16	1	-	115	10	11	24	18	26	23	2	1	
June	40	-	-	5	8	8	15	3	1	133	10	11	25	25	29	29	4	-	

Source: Personnel Statistics Division, Directorate of Statistical Services, DCS/Comptroller.

TABLE 252 - SUMMARY - NON-BATTLE DEATHS OF USAF OFFICERS BY AGE GROUP, BY GRADE IN WHICH SERVING AT TIME OF DEATH - LAST HALF FY 1952 THROUGH FY 1957

GRADE	TOTAL	AGE GROUP							
		20 Through 24	25 Through 29	30 Through 34	35 Through 39	40 Through 44	45 Through 49	50 Through 54	55 And Older
FISCAL YEAR SUMMARIES									
LAST HALF FY 1952 - TOTAL	357	31	112	140	48	11	8	4	1
FY 1953 - TOTAL	741	81	232	269	104	26	17	9	3
FY 1954 - TOTAL	599	205	131	160	66	16	15	3	3
FY 1955 - TOTAL	622	179	176	129	90	17	26	3	2
FY 1956 - TOTAL	623	205	143	115	107	19	21	9	4
FISCAL YEAR 1957									
TOTAL	580	136	173	91	110	42	15	9	4
FIRST HALF FY 1957 - TOTAL	295	77	81	42	60	18	9	5	3
General	1	-	-	-	-	1	-	-	-
Colonel	9	-	-	-	2	3	4	-	-
Lieutenant Colonel	13	-	-	-	5	2	2	3	1
Major	35	-	-	4	20	4	3	2	2
Captain	80	-	9	34	31	6	-	-	-
First Lieutenant	106	34	66	4	1	1	-	-	-
Second Lieutenant	49	43	6	-	-	-	-	-	-
Warrant Officer	2	-	-	-	1	1	-	-	-
LAST HALF FY 1957 - TOTAL	285	59	92	49	50	24	6	4	1
General	-	-	-	-	-	-	-	-	-
Colonel	5	-	-	-	2	1	2	-	-
Lieutenant Colonel	12	-	-	-	6	4	1	1	-
Major	37	-	-	9	12	11	2	3	-
Captain	77	-	6	35	27	8	1	-	-
First Lieutenant	122	37	81	3	1	-	-	-	-
Second Lieutenant	27	22	5	-	-	-	-	-	-
Warrant Officer	5	-	-	2	2	-	-	-	1

Source: Personnel Statistics Division, Directorate of Statistical Service, DCS/Comptroller.

TABLE 253 - SUMMARY - NON-BATTLE DEATHS OF AIRMEN BY AGE GROUP, BY GRADE IN WHICH SERVING AT TIME OF DEATH - LAST HALF FY 1952 THROUGH FY 1957

GRADE	TOTAL	AGE GROUP								
		17 Through 19	20 Through 24	25 Through 29	30 Through 34	35 Through 39	40 Through 44	45 Through 49	50 Through 54	55 And Older
FISCAL YEAR SUMMARIES										
LAST HALF FY 1952 - TOTAL	714	15	440	103	85	38	21	8	2	2
FY 1953 - TOTAL	1,678	164	982	222	132	94	46	22	10	6
FY 1954 - TOTAL	1,300	50	783	150	125	98	49	22	15	8
FY 1955 - TOTAL	1,319	129	705	171	120	113	52	20	4	5
FY 1956 - TOTAL	1,371	265	559	204	126	114	61	27	13	2
FISCAL YEAR 1957										
<u>TOTAL</u>	<u>1,409</u>	<u>190</u>	<u>605</u>	<u>216</u>	<u>121</u>	<u>119</u>	<u>90</u>	<u>41</u>	<u>18</u>	<u>9</u>
<u>FIRST HALF FY 1957 - TOTAL</u>	<u>747</u>	<u>120</u>	<u>337</u>	<u>97</u>	<u>63</u>	<u>57</u>	<u>43</u>	<u>18</u>	<u>10</u>	<u>2</u>
Master Sergeant	80	-	-	4	11	28	20	10	6	1
Technical Sergeant	64	-	1	20	16	10	10	4	2	1
Staff Sergeant	115	-	38	37	17	13	8	1	1	-
Airman First Class	150	6	104	22	7	3	4	3	1	-
Airman Second Class	181	40	122	7	9	2	1	-	-	-
Airman Third Class	116	59	50	4	2	1	-	-	-	-
Airman Basic	31	15	12	3	1	-	-	-	-	-
Aviation Cadet	10	-	10	-	-	-	-	-	-	-
<u>LAST HALF FY 1957 - TOTAL</u>	<u>662</u>	<u>70</u>	<u>268</u>	<u>119</u>	<u>58</u>	<u>62</u>	<u>47</u>	<u>23</u>	<u>8</u>	<u>7</u>
Master Sergeant	67	-	-	1	10	18	17	10	7	4
Technical Sergeant	72	-	-	14	17	18	13	9	-	1
Staff Sergeant	135	-	25	52	19	19	15	3	1	1
Airman First Class	111	1	68	32	4	4	1	1	-	-
Airman Second Class	149	19	105	16	6	3	-	-	-	-
Airman Third Class	110	44	61	2	2	-	-	-	-	1
Airman Basic	13	6	5	1	-	-	1	-	-	-
Aviation Cadet	5	-	4	1	-	-	-	-	-	-

Source: Personnel Statistics Division, Directorate of Statistical Services, DCS/Comptroller.

TABLE 254 - NON-BATTLE DEATHS OF USAF OFFICERS BY AGE GROUP, BY CAUSATIVE AGENT - FY 1957
 (Non-Battle Deaths by causative Agents may be found in prior "USAF Statistical Digests from Fy 1952 to present date. Table below excludes SCARWAF)

CAUSATIVE AGENT	TOTAL	AGE GROUP							
		20 Through 24	25 Through 29	30 Through 34	35 Through 39	40 Through 44	45 Through 49	50 Through 54	55 And Older
<u>FY 1957 - TOTAL</u>	<u>580</u>	<u>136</u>	<u>173</u>	<u>91</u>	<u>110</u>	<u>42</u>	<u>15</u>	<u>2</u>	<u>4</u>
<u>FIRST HALF FY 1957 - TOTAL</u>	<u>295</u>	<u>77</u>	<u>81</u>	<u>42</u>	<u>60</u>	<u>18</u>	<u>2</u>	<u>5</u>	<u>3</u>
Aircraft Accident	210	59	66	35	38	11	1	-	-
Vehicle Accident	16	8	5	1	2	-	-	-	-
Disease	47	4	5	5	16	4	6	4	3
Other	22	6	5	1	4	3	2	1	-
<u>LAST HALF FY 1957 - TOTAL</u>	<u>285</u>	<u>59</u>	<u>92</u>	<u>49</u>	<u>50</u>	<u>24</u>	<u>6</u>	<u>4</u>	<u>1</u>
Aircraft Accident	218	53	85	38	28	13	1	-	-
Vehicle Accident	14	3	4	1	4	2	-	-	-
Disease	36	1	1	7	11	6	5	4	1
Other	17	2	2	3	7	3	-	-	-

Source: Personnel Statistics Division, Directorate of Statistical Services, DCS/Comptroller

TABLE 255 - NON-BATTLE DEATHS OF AIRMEN BY AGE GROUP, BY CAUSATIVE AGENT - FY 1957

(Non-Battle Deaths by causative agents may be found in prior "USAF Statistical Digests from Fy 1952 to present date. Table below excludes SCARWAF)

CAUSATIVE AGENT	TOTAL	AGE GROUP								
		17 Through 19	20 Through 24	25 Through 29	30 Through 34	35 Through 39	40 Through 44	45 Through 49	50 Through 54	55 And Older
<u>FY 1957 - TOTAL</u>	<u>1,409</u>	<u>190</u>	<u>605</u>	<u>216</u>	<u>121</u>	<u>119</u>	<u>20</u>	<u>41</u>	<u>18</u>	<u>2</u>
<u>FIRST HALF FY 1957 - TOTAL</u>	<u>747</u>	<u>120</u>	<u>327</u>	<u>97</u>	<u>63</u>	<u>57</u>	<u>43</u>	<u>18</u>	<u>10</u>	<u>2</u>
Aircraft Accident	145	27	78	17	13	6	3	1	-	-
Vehicle Accident	323	56	187	34	23	12	8	2	1	-
Disease	123	12	17	18	14	21	20	11	8	2
Other	156	25	55	28	13	18	12	4	1	-
<u>LAST HALF FY 1957 - TOTAL</u>	<u>662</u>	<u>70</u>	<u>268</u>	<u>119</u>	<u>58</u>	<u>62</u>	<u>47</u>	<u>23</u>	<u>8</u>	<u>7</u>
Aircraft Accident	89	9	42	11	9	12	6	-	-	-
Vehicle Accident	265	35	128	61	18	10	9	2	1	1
Disease	154	5	29	18	20	28	27	16	5	6
Other	154	21	69	29	11	12	5	5	2	-

Source: Personnel Statistics Division, Directorate of Statistical Services, DCS/Comptroller.

TABLE 256 - SUMMARY - PATIENT AEROMEDICAL EVACUATION - FY 1952 THROUGH FY 1957

DATE	PATIENT MOVEMENTS			AVERAGE MILES PER PATIENT FLOWN	NAUTICAL PATIENT MILES FLOWN		
	Total	Continental US	Overseas		Total	Continental US	Overseas
FISCAL YEAR SUMMARIES							
FY 1952 - TOTAL	118,725	77,863	40,862	1,346	160,793,410	57,748,995	103,044,415
FY 1953 - TOTAL	102,988	67,634	35,351	1,444	147,907,868	50,883,273	97,024,595
FY 1954 - TOTAL	82,791	57,416	25,375	1,351	111,873,250	40,739,950	71,133,300
FY 1955 - TOTAL	62,268	45,272	16,996	1,314	81,849,945	29,990,691	51,949,254
FY 1956 - TOTAL	53,739	40,616	13,123	1,253	67,320,346	28,209,755	39,110,591
FISCAL YEAR 1957							
<u>TOTAL</u>	<u>54,388</u>	<u>40,556</u>	<u>13,832</u>	<u>1,293</u>	<u>70,347,393</u>	<u>27,360,786</u>	<u>42,986,607</u>
July (1956)	4,760	3,557	1,203	1,246	5,930,861	2,263,053	3,667,808
August	4,670	3,542	1,128	1,215	5,676,028	2,131,821	3,544,207
September	4,363	3,301	1,062	1,259	5,493,553	2,237,660	3,255,893
October	4,398	3,330	1,068	1,280	5,629,680	2,207,297	3,422,383
November	4,444	3,399	1,045	1,214	5,397,127	2,165,115	3,232,012
December	4,016	2,952	1,064	1,363	5,474,159	2,136,601	3,337,558
January (1957)	4,583	3,189	1,394	1,455	6,668,711	2,220,597	4,448,114
February	4,713	3,503	1,210	1,333	6,282,510	2,466,564	3,815,946
March	4,938	3,778	1,160	1,260	6,221,987	2,598,621	3,623,366
April	4,375	3,256	1,119	1,282	5,610,890	2,270,702	3,340,188
May	4,799	3,547	1,252	1,311	6,289,763	2,479,994	3,809,769
June	4,329	3,202	1,127	1,310	5,672,124	2,182,761	3,489,363

Source: Statistical Services Division, DCS/Comptroller, Military Air Transport Service.

TABLE 257 -- SUMMARY -- AEROMEDICAL EVACUATION OF PATIENTS THROUGH US PORTS--
FY 1952 THROUGH FY 1957

DATE	ANDREWS	BROOKLEY	CHARLESTON	McCHORD	McGUIRE	TRAVIS	WESTOVER a/
FISCAL YEAR SUMMARIES							
FY 1952 - TOTAL . . .	-	476	-	345	-	18,398	4,002
FY 1953 - TOTAL . . .	-	378	-	817	-	14,306	4,961
FY 1954 - TOTAL . . .	-	294	-	534	-	8,944	4,885
FY 1955 - TOTAL . . .	-	263	-	386	1,054	5,974	3,317
FY 1956 - TOTAL . . .	150	222	150	182	3,909	4,538	-
FY 1957 - TOTAL . . .							
FY 1958 - TOTAL . . .							
FY 1959 - TOTAL . . .							
FY 1960 - TOTAL . . .							
	TOTAL	McGUIRE	CHARLESTON	TRAVIS	ANDREWS		
FISCAL YEAR 1957							
<u>TOTAL</u>	<u>9,727</u>	<u>4,128</u>	<u>380</u>	<u>4,608</u>	<u>611</u>		
July (1956)	812	229	38	428	117		
August	842	347	24	350	121		
September	731	353	28	350	-		
October	749	386	18	305	40		
November	731	318	21	290	102		
December	764	285	22	376	81		
January (1957) . . .	1,001	467	52	481	1		
February	904	444	39	363	58		
March	816	323	34	398	61		
April	729	299	29	401	-		
May	845	339	41	435	30		
June	803	338	34	431	-		

a/ Units assigned to Westover AFB transferred to McGuire AFB, 1 April 1955.

Source: Statistical Services Division, DCS/Comptroller, Military Air Transport Service.

TABLE 258 - USAF DENTAL HEALTH ACTIVITIES AT USAF INSTALLATIONS, WORLDWIDE - FY 1957

Class I - No dental defects
 Class II - Minor caries or other deficiencies
 Class III - Extensive caries or other extensive dental diseases

Class IV - Insufficient teeth (require prosthesis)
 Class V - Emergency

MONTH	DENTAL OFFICERS AND CIVILIAN DENTISTS a/	USAF MILITARY PERSONNEL DENTALLY CLASSIFIED											TOTAL DENTAL SITTINGS	TOTAL FILINGS (RESTORATIONS)	TOTAL DENTURES
		Total	Class I		Class II		Class III		Class IV		Class V				
			Number	Per Cent Of Total	Number	Per Cent Of Total	Number	Per Cent Of Total	Number	Per Cent Of Total	Number	Per Cent Of Total			
July (1956)	1,864	812,936	345,014	42.5	242,499	29.8	206,324	25.4	18,944	2.3	155	.0	768,519	251,701	10,391
August	1,920	798,474	340,697	42.7	240,167	30.1	199,087	24.9	18,405	2.3	118	.0	803,884	275,170	10,602
September	1,991	810,365	345,045	42.6	245,095	30.2	201,606	24.9	18,505	2.3	114	.0	758,735	213,264	9,576
October	2,025	812,186	346,338	42.6	244,839	30.2	202,835	25.0	18,077	2.2	97	.0	897,169	326,258	11,066
November	2,090	812,921	348,288	42.8	246,885	30.4	199,260	24.5	18,429	2.3	59	.0	832,477	298,400	10,895
December	2,095	814,428	350,379	43.0	247,902	30.4	197,783	24.3	18,280	2.3	84	.0	640,335	251,678	9,873
January (1957)	2,119	815,535	352,135	43.2	243,847	29.9	200,804	24.6	18,664	2.3	85	.0	908,083	333,425	11,134
February	2,064	827,055	354,761	42.9	255,204	30.8	198,129	24.0	18,890	2.3	71	.0	841,510	305,679	10,334
March	1,989	809,104	349,300	43.2	248,312	30.7	192,186	23.7	19,211	2.4	95	.0	863,591	323,858	11,218
April	1,968	820,397	353,088	43.0	254,034	31.0	193,734	23.6	19,494	2.4		.0	816,887	313,678	11,309
May	1,962	822,694	358,400	43.5	250,827	30.5	193,896	23.6	19,535	2.4	36	.0	788,046	308,999	11,717
June	1,900	816,766	357,373	43.8	249,254	30.5	190,814	23.3	19,286	2.4	39	.0	706,608	252,879	9,969

a/ Includes only those rendering dental service at Air Force Installations.

Source: Assistant for Dental Service, Office of the Surgeon General, Hq USAF.

TABLE 259 - USAF VETERINARY ANIMAL ORIGIN FOOD INSPECTION SERVICE INCIDENT
TO PROCUREMENT - FY 1957

(In inspecting all foods of animal origin for the US Air Force, the Veterinary Service conducts the following classes of inspection:

- Class 1 Ante-mortem
- Class 2 Post-mortem
- Class 3 Prior to Purchase
- Class 4 On Delivery at Purchase
- Class 5 Any Receipt Except Purchase
- Class 6 Prior to Shipment
- Class 7 At time of Issue
- Class 8 Purchase by Air Forces Exchange
- Class 9 In Storage

This table reflects the pounds of foods of animal origin inspected by the Veterinary Service incident to procurement, 1 July 1956 through 30 June 1957. These inspections represent an estimated savings of \$1,360,888.60 for the fiscal year 1957. However, food inspection must not be evaluated merely in terms of economy but more especially in terms of health of the Air Force.)

FOOD INSPECTED (ANIMAL ORIGIN)	FISCAL YEAR 1957				
	Total	First Quarter	Second Quarter	Third Quarter	Fourth Quarter
WORLDWIDE					
<u>CLASSES 3, 4, and 8</u>					
Accepted - Total	763,482,470	168,954,232	198,386,446	195,294,815	200,846,977
Rejected - Total	6,231,167	1,240,502	2,051,709	1,676,644	1,262,312
Not Type, Class, or Grade	5,013,414	1,017,125	1,732,817	1,403,535	859,937
Insanitary or Unsound	1,217,753	223,377	318,892	273,109	402,375
<u>CLASS 3</u>					
Accepted - Total	55,368,417	-11,049,969	16,732,106	15,381,198	12,205,144
Rejected - Total	4,553,389	841,280	1,646,560	1,340,086	725,463
Not Type, Class, or Grade	4,193,000	804,968	1,530,771	1,218,584	638,677
Insanitary or Unsound	360,389	36,312	115,789	121,502	86,786
<u>CLASS 4</u>					
Accepted - Total	601,098,587	131,946,515	154,121,769	153,248,266	161,782,037
Rejected - Total	1,236,053	298,389	252,068	270,257	415,339
Not Type, Class, or Grade	610,768	159,626	107,814	147,942	195,386
Insanitary or Unsound	625,285	138,763	144,254	122,315	219,953
<u>CLASS 8</u>					
Accepted - Total	107,015,466	25,957,748	27,532,571	26,665,351	26,859,796
Rejected - Total	441,725	100,833	153,081	66,301	121,510
Not Type, Class, or Grade	209,646	52,531	94,232	37,009	25,874
Insanitary or Unsound	232,079	48,302	58,849	29,292	95,636

TABLE 259 - USAF VETERINARY ANIMAL ORIGIN FOOD INSPECTION SERVICE INCIDENT
TO PROCUREMENT - FY 1957 (CONTINUED)

FOOD INSPECTED (ANIMAL ORIGIN)	FISCAL YEAR 1957				
	Total	First Quarter	Second Quarter	Third Quarter	Fourth Quarter
CONTINENTAL U S					
<u>CLASSES 3, 4, and 8</u>					
Accepted - Total	567,645,870	128,309,639	146,869,746	144,237,854	148,228,631
Rejected - Total	3,638,981	990,092	1,102,500	807,329	739,060
Not Type, Class, or Grade	2,981,810	822,647	949,874	679,503	529,786
Insanitary or Unsound	657,171	167,445	152,626	127,826	209,274
<u>CLASS 3</u>					
Accepted - Total	30,212,174	7,599,255	8,785,467	7,596,868	6,230,584
Rejected - Total	2,602,868	733,273	927,199	569,605	372,791
Not Type, Class, or Grade	2,454,175	700,016	880,841	544,739	328,579
Insanitary or Unsound	148,693	33,257	46,358	24,866	44,212
<u>CLASS 4</u>					
Accepted - Total	483,130,311	106,930,515	124,192,797	122,406,838	129,600,161
Rejected - Total	927,737	227,372	152,068	216,120	332,177
Not Type, Class, or Grade	494,069	116,373	62,836	127,245	187,615
Insanitary or Unsound	433,668	110,999	89,232	88,875	144,562
<u>CLASS 8</u>					
Accepted - Total	54,303,385	12,779,869	13,891,482	14,234,148	12,397,886
Rejected - Total	108,376	29,447	23,233	21,604	34,092
Not Type, Class, or Grade	33,566	6,258	6,197	7,519	13,592
Insanitary or Unsound	74,810	23,189	17,036	14,085	20,500
OVERSEAS					
<u>CLASSES 3, 4, and 8</u>					
Accepted - Total	195,836,600	40,644,593	51,516,700	51,056,961	52,618,346
Rejected - Total	2,592,186	250,410	949,209	869,315	523,252
Not Type, Class, or Grade	2,031,604	194,478	782,943	724,032	330,151
Insanitary or Unsound	560,582	55,932	166,266	145,283	193,101
<u>CLASS 3</u>					
Accepted - Total	25,156,243	3,450,714	7,946,639	7,784,330	5,974,560
Rejected - Total	1,950,521	108,007	719,361	770,481	352,672
Not Type, Class, or Grade	1,738,825	104,952	649,930	673,845	310,098
Insanitary or Unsound	211,696	3,055	69,431	96,636	42,574
<u>CLASS 4</u>					
Accepted - Total	117,968,276	25,016,000	29,928,972	30,841,428	32,181,876
Rejected - Total	308,316	71,017	100,000	54,137	83,162
Not Type, Class, or Grade	116,699	43,253	44,978	20,697	7,771
Insanitary or Unsound	191,617	27,764	55,022	33,440	75,391
<u>CLASS 8</u>					
Accepted - Total	52,712,081	12,177,879	13,641,089	12,431,203	14,461,910
Rejected - Total	333,349	71,386	129,848	44,697	87,418
Not Type, Class, or Grade	176,080	46,273	88,035	29,490	12,282
Insanitary or Unsound	157,269	25,113	41,813	15,207	75,136

Source: Veterinary Services, Office of the Surgeon General, Hq USAF.

TABLE 260 - SUMMARY - USAF VETERINARY NON-ANIMAL ORIGIN FOOD INSPECTION SERVICE
INCIDENT TO PROCUREMENT - FY 1957

(In inspecting all foods of non-animal origin for the US Air Force, the Veterinary Service conducts the following classes of inspection:

- Class 3 - Prior to Purchase
- Class 4 - On Delivery at Purchase
- Class 5 - Any Receipt Except Purchase
- Class 6 - Prior to Shipment
- Class 7 - At Time of Issue
- Class 8 - Purchase by Air Force Exchange
- Class 9 - In Storage

This table reflects the pounds of foods of non-animal origin inspected by the Veterinary Service incident to procurement, 1 Jul 1956 through 30 June 1957).

FOOD INSPECTED (NON-ANIMAL ORIGIN)	FISCAL YEAR 1957				
	Total	First Quarter	Second Quarter	Third Quarter	Fourth Quarter
	WORLDWIDE				
<u>CLASSES 3, 4, and 8</u>					
<u>Accepted - Total</u>	<u>469,533,667</u>	<u>117,823,368</u>	<u>121,455,632</u>	<u>112,815,627</u>	<u>117,439,040</u>
<u>Rejected - Total</u>	<u>1,223,220</u>	<u>278,968</u>	<u>313,621</u>	<u>275,624</u>	<u>355,007</u>
Not Type, Class, or Grade	662,838	114,865	155,812	157,491	234,670
Insanitary or Unsound	560,382	164,103	157,809	118,133	120,337
<u>CLASS 3</u>					
<u>Accepted - Total</u>	<u>4,027,000</u>	<u>1,223,853</u>	<u>809,801</u>	<u>1,175,169</u>	<u>818,177</u>
<u>Rejected - Total</u>	<u>29,209</u>	<u>9,047</u>	<u>2,105</u>	<u>3,782</u>	<u>14,275</u>
Not Type, Class, or Grade	22,634	9,047	577	-	13,010
Insanitary or Unsound	6,575	-	1,528	3,782	1,265
<u>CLASS 4</u>					
<u>Accepted - Total</u>	<u>387,588,756</u>	<u>98,647,969</u>	<u>100,082,239</u>	<u>92,184,243</u>	<u>96,674,305</u>
<u>Rejected - Total</u>	<u>1,096,608</u>	<u>237,826</u>	<u>292,167</u>	<u>251,192</u>	<u>315,423</u>
Not Type, Class, or Grade	618,249	104,010	151,863	146,858	215,518
Insanitary or Unsound	478,359	133,816	140,304	104,334	99,905
<u>CLASS 8</u>					
<u>Accepted - Total</u>	<u>77,917,911</u>	<u>17,951,546</u>	<u>20,563,592</u>	<u>19,456,215</u>	<u>19,946,558</u>
<u>Rejected - Total</u>	<u>97,403</u>	<u>32,095</u>	<u>19,349</u>	<u>20,650</u>	<u>25,309</u>
Not Type, Class, or Grade	21,955	1,808	3,372	10,633	6,142
Insanitary or Unsound	75,448	30,287	15,977	10,017	19,167

TABLE 260 - SUMMARY - USAF VETERINARY NON-ANIMAL ORIGIN FOOD INSPECTION SERVICE
INCIDENT TO PROCUREMENT - FY 1957 (CONTINUED)

FOOD INSPECTED (NON-ANIMAL ORIGIN)	FISCAL YEAR 1957				
	Total	First Quarter	Second Quarter	Third Quarter	Fourth Quarter
CONTINENTAL U S					
<u>CLASSES 3, 4, and 8</u>					
Accepted - Total	356,991,256	20,384,087	23,934,928	84,244,411	88,427,830
Rejected - Total	542,900	117,295	219,849	98,088	107,668
Not Type, Class, or Grade	244,913	27,196	124,638	30,079	63,000
Insanitary or Unsound	297,987	90,099	95,211	68,009	44,668
<u>CLASS 3</u>					
Accepted - Total	896,542	20,000	202,220	525,970	148,352
Rejected - Total	7,152	-	2,105	3,782	1,265
Not Type, Class, or Grade	577	-	577	-	-
Insanitary or Unsound	6,575	-	1,528	3,782	1,265
<u>Class 4</u>					
Accepted - Total	314,940,485	80,975,953	81,953,018	74,033,342	77,978,172
Rejected - Total	504,360	110,526	213,486	87,619	92,729
Not Type, Class, or Grade	236,654	26,119	123,685	27,726	59,124
Insanitary or Unsound	267,706	84,407	89,801	59,893	33,605
<u>CLASS 8</u>					
Accepted - Total	41,154,229	9,388,134	11,779,690	9,685,099	10,301,306
Rejected - Total	31,388	6,769	4,258	6,687	13,674
Not Type, Class or Grade	7,682	1,077	376	2,353	3,876
Insanitary or Unsound	23,706	5,692	3,882	4,334	9,798
OVERSEAS					
<u>CLASSES 3, 4, and 8</u>					
Accepted - Total	112,542,411	27,439,281	27,520,704	28,571,216	29,011,210
Rejected - Total	680,320	161,673	93,772	177,536	247,339
Not Type, Class or Grade	417,925	87,669	31,174	127,412	171,670
Insanitary or Unsound	262,395	74,004	62,598	50,124	75,669
<u>CLASS 3</u>					
Accepted - Total	3,130,458	1,203,853	607,581	649,199	669,825
Rejected - Total	22,057	9,047	-	-	13,010
Not Type, Class or Grade	22,057	9,047	-	-	13,010
Insanitary or Unsound	-	-	-	-	-
<u>CLASS 4</u>					
Accepted - Total	72,648,271	17,672,016	18,129,221	18,150,901	18,696,133
Rejected - Total	592,248	127,300	78,681	163,573	222,694
Not Type, Class or Grade	381,595	77,891	28,178	119,132	156,394
Insanitary or Unsound	210,653	49,409	50,503	44,441	66,300
<u>CLASS 8</u>					
Accepted - Total	36,763,682	8,563,412	8,783,902	9,771,116	9,645,252
Rejected - Total	66,015	25,326	15,091	13,963	11,635
Not Type, Class or Grade	14,273	731	2,996	8,280	2,266
Insanitary or Unsound	51,742	24,595	12,095	5,683	9,369

Source: Veterinary Services, Office of the Surgeon General, Hq USAF.

TABLE 261 - USAF VETERINARY ANIMAL ORIGIN FOOD INSPECTION SERVICE INCIDENT TO SURVEILLANCE - FY 1957

(This table reflects the pounds of food of animal origin inspected as issued or otherwise disposed of and the per cent rejected from 1 July 1956 through 30 June 1957. Although all Air Force owned subsistence items are reinspected many times as received, stored, shipped, and issued, each pound is included but once in this table. Subsistence is disposed of in one of two ways; i.e., by rejection and salvage incident to surveillance inspection or by issue or sale.)

FOOD INSPECTED (ANIMAL ORIGIN)	FISCAL YEAR 1957				
	Total	First Quarter	Second Quarter	Third Quarter	Fourth Quarter
WORLDWIDE					
Inspected - Total <u>a/</u>	869,849,495	195,342,380	218,644,943	223,864,811	231,977,361
Issued <u>b/</u>	868,425,614	195,039,579	218,167,770	223,526,777	231,691,488
Rejected <u>c/</u>	1,423,881	302,801	497,173	338,034	285,873
Per Cent Rejected.164	.155	.227	.151	.123
CONTINENTAL U S					
Inspected - Total <u>a/</u>	559,414,868	121,098,730	137,939,451	151,100,891	149,275,796
Issued <u>b/</u>	559,039,762	121,038,240	137,719,147	151,046,806	149,235,569
Rejected <u>c/</u>	375,106	60,490	220,304	54,085	40,227
Per Cent Rejected.067	.050	.160	.036	.027
OVERSEAS					
Inspected - Total <u>a/</u>	310,434,627	74,243,650	80,725,492	72,763,920	82,701,565
Issued <u>b/</u>	309,385,852	74,001,339	80,448,623	72,479,971	82,455,919
Rejected <u>c/</u>	1,048,775	242,311	276,869	283,949	245,646
Per Cent Rejected.338	.321	.343	.390	.291

a/ Total Class 7 passed plus rejection in Classes 5, 6, 7, and 9 inspections.

b/ Total Class 7 inspected and passed.

c/ Total rejections in Classes 5, 6, 7, and 9.

Source: Veterinary Service, Office of the Surgeon General, Hq USAF.

TABLE 262 - USAF VETERINARY NON-ANIMAL ORIGIN FOOD INSPECTION SERVICE INCIDENT TO SURVEILLANCE - FY 1957

(This table reflects the pounds of food of non-animal origin inspected as issued or otherwise disposed of and the per cent rejected from 1 July 1956 through 30 June 1957. Although all Air Force owned subsistence items are re-inspected many times as received, Stored, Shipped, and Issued, each pound is included but once in this table. Subsistence is disposed of in one of two ways; i.e., by rejection and salvage incident to surveillance inspection or by issue or sale.)

FOOD INSPECTED (Non-Animal Origin)	FISCAL YEAR 1957				
	Total	First Quarter	Second Quarter	Third Quarter	Fourth Quarter
	WORLDWIDE				
Inspected - Total <u>a/</u>	<u>850,631,532</u>	<u>212,550,413</u>	<u>210,072,964</u>	<u>207,135,548</u>	<u>220,872,607</u>
Issued <u>b/</u>	847,983,143	211,854,988	209,622,543	206,544,759	219,960,853
Rejected <u>c/</u>	2,648,389	695,425	450,421	590,789	911,754
Per Cent Rejected.311	.327	.214	.285	.413
	CONTINENTAL U S				
Inspected - Total <u>a/</u>	<u>494,743,168</u>	<u>125,989,865</u>	<u>118,132,706</u>	<u>123,319,267</u>	<u>127,301,330</u>
Issued <u>b/</u>	494,062,919	125,676,159	118,026,560	123,187,363	127,172,837
Rejected <u>c/</u>	680,249	313,706	106,146	131,904	128,493
Per Cent Rejected.138	.249	.090	.107	.101
	OVERSEAS				
Inspected - Total <u>a/</u>	<u>355,888,364</u>	<u>86,560,548</u>	<u>91,940,258</u>	<u>83,816,281</u>	<u>93,571,277</u>
Issued <u>b/</u>	353,920,224	86,178,829	91,595,983	83,357,396	92,788,016
Rejected <u>c/</u>	1,968,140	381,719	344,275	458,885	783,261
Per Cent Rejected.553	.441	.374	.547	.837

a/ Total Class 7 passed plus rejections in Classes 5, 6, 7, and 9 Inspections.

b/ Total Class 7 inspected and passed.

c/ Total rejections in Classes 5, 6, 7, and 9.

Source: Veterinary Services, Office of the Surgeon General, Hq USAF.

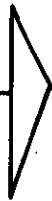
TABLE 263 - USAF VETERINARY ANIMAL SERVICES SUMMARY - FY 1957

ANIMAL SERVICES	FISCAL YEAR 1957				
	Total	First Quarter	Second Quarter	Third Quarter	Fourth Quarter
	WORLDWIDE				
<u>RABIES CONTROL</u>					
<u>Vaccinations - Total</u>	<u>54,051</u>	<u>11,968</u>	<u>9,114</u>	<u>15,821</u>	<u>17,148</u>
Public Animals	955	148	64	344	399
Private Animals	53,096	11,820	9,050	15,477	16,749
<u>Positive Cases Reported - Total</u>	<u>2</u>	-	<u>2</u>	-	-
<u>ADMISSION FOR OTHER CAUSES</u>					
Public Animals	8,777	1,593	1,619	2,561	3,004
	CONTINENTAL U S				
<u>RABIES CONTROL</u>					
<u>Vaccinations - Total</u>	<u>38,651</u>	<u>8,445</u>	<u>5,801</u>	<u>12,254</u>	<u>12,151</u>
Public Animals	278	47	36	105	90
Private Animals	38,373	8,398	5,765	12,149	12,061
<u>Positive Cases Reported - Total</u>	<u>2</u>	-	<u>2</u>	-	-
<u>ADMISSION FOR OTHER CAUSES</u>					
Public Animals	3,510	584	497	1,209	1,220
	OVERSEAS				
<u>RABIES CONTROL</u>					
<u>Vaccinations - Total</u>	<u>15,400</u>	<u>3,523</u>	<u>3,313</u>	<u>3,567</u>	<u>4,997</u>
Public Animals	677	101	28	239	309
Private Animals	14,723	3,422	3,285	3,328	4,688
<u>Positive Cases Reported - Total</u>	-	-	-	-	-
<u>ADMISSION FOR OTHER CAUSES</u>					
Public Animals	5,267	1,009	1,122	1,352	1,784

Source: Veterinary Services: Office of the Surgeon General, Hq USAF

Security & Discipline

SECURITY & DISCIPLINE



PART XX

SECRET

SECRET

OFFICE OF SPECIAL INVESTIGATIONS

The following definitions pertain to the security portion of this Digest.

DEFINITIONS

AUXILIARY OFFICE INVESTIGATIONS - (short terminology - "Auxiliary")

Investigations of any nature conducted by the Directorate of Special Investigations or a District Office, in which, in accordance with OSI policy, that office acts as an assistant to the controlling office (the office of origin) within its territorial investigative jurisdiction.

CLASSIFICATION

The numerical designation and descriptive character assigned to each investigation which indicates the principal nature of the purpose of the investigation.

COUNTERINTELLIGENCE INVESTIGATIONS

Investigations conducted to determine facts related to security control measures designed to insure the safeguarding of information, personnel, equipment and installations against the sabotage, espionage or subversive activities of foreign powers and of disaffected or dissident groups or individuals which may constitute a threat to the internal security of the Air Force.

GENERAL INVESTIGATIONS

Investigations conducted to determine facts and circumstances pertaining to alleged major violations of the Articles of the Uniform Code of Military Justice, Federal Statutes and/or other applicable directives, by USAF personnel, excluding incidents of a counterintelligence or procurement nature.

INVESTIGATIONS CLOSED

Investigations terminated by offices of origin and auxiliary offices after all relevant facts have been determined and impartially reported to the requesting commander through proper OSI channels.

INVESTIGATIONS OPENED

Investigations initiated by offices of origin or auxiliary offices pursuant to requests from appropriate commanders or the Chief of Staff, USAF.

INVESTIGATIONS PENDING

Investigations opened by offices of origin or auxiliary offices on which, as of the date such investigations are inventoried, there remains further investigative work and reporting to be done before they may be considered investigations closed.

OFFICE OF ORIGIN INVESTIGATIONS - (short terminology - "Origin")

Investigations of any nature conducted by the Directorate of Special Investigations or a District Office in which, in accordance with OSI policy, that office assumes the control of the entire investigation.

PERSONNEL SECURITY INVESTIGATIONS

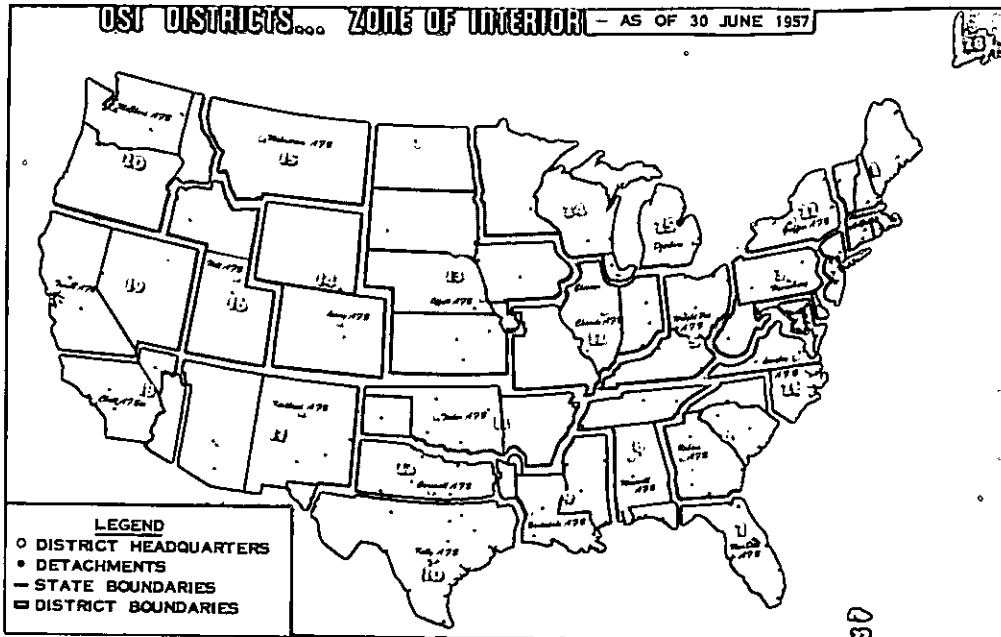
Investigations conducted to determine facts upon which the requesting commander can decide whether to grant or deny to the subjects of the investigations access to restricted areas and/or classified defense information. The loyalty and security program within the executive departments established the requirement for such investigations, and they are governed by law, DOD directives and Air Force policies.

PROCUREMENT INVESTIGATIONS

Investigations conducted to determine facts surrounding incidents of alleged breaches of the public trust and violations of law in connection with Air Force procurement, disposal, nonappropriated funds, and pay and allowance matters.

SECURITY

Safeguarding military information - This regulation prescribes policies and procedures for the safeguarding of military information which requires protection and to achieve uniformity in the grading and assignment of classification. Ref: AFR 205-1



SECURITY AND DISCIPLINE (CONTINUED)

PROVOST MARSHAL

Provost Marshal Statistics are a collection of selected data concerning corrections, security violations, and delinquencies charged to Worldwide Military Personnel on active duty. The statistics reported in this section are derived from AF Form 511, "Provost Marshal Activities Report."

The following definitions affect this portion of the Morale Reports:

DEFINITIONS

ABSENT WITHOUT LEAVE (AWOL)

The status or the offense of any member of the Air Force, who, without proper authority:

- (1) Fails to go to his appointed place of duty at the time prescribed, or
- (2) Goes from that place, or
- (3) Absents himself or remains absent from his unit, organization, or other place of duty which he is required to be at the time prescribed (Uniform Code of Military Justice, Article 86) (See AFR 35-73 1-4 dated: 2 August 1955.)

APPREHENSION

a. Cooperation of State and Local Police Forces. Commanders of zone of interior major air commands will take steps to secure the active cooperation of all State and local police forces and such other officials and organizations as they may consider useful to insure the person's prompt return to military control. Such agencies will be informed that they should not take action to apprehend an absentee or deserter unless they are in receipt of either DD Form 553 or information from an officer of the Air Force that the person is an absentee or deserter whose return to military control is desired. Commanders of major air commands overseas will take such action as the local situation may warrant.

b. Personnel Authorized to Apprehend:

- (1) Military. Members of the Armed Forces are authorized to apprehend absentees and deserter in the circumstances described in MCM, 1951, paragraphs 17, 18, and 19.
- (2) Civilians. Any civil officer having authority to apprehend offenders under the laws of the United States or any State, district, Territory, or Possession of the United States may summarily apprehend a deserter from the Armed Forces of the United States and deliver him into the custody of the Armed Forces of the United States (Uniform Code of Military Justice, Article 8). Generally, a private citizen does not have any authority to apprehend a deserter unless authorized to do so by a military officer (distribution of DD Form 553 has been held to be sufficient authorization).

CUSTODY GRADE

Prisoners will be classified as being in a minimum, medium or maximum custody grade in accordance with the criteria outlined in (1), (2), and (3) below. The initial classification will be determined by the confinement officer based upon the nature of the offense, demeanor of the prisoner upon admission, and any other pertinent information available.

- (1) Minimum custody prisoners-- Those who are sufficiently stable, dependable, and trustworthy who require little or no custodial supervision.
- (2) Medium custody prisoners require continual supervision, but their escape would not threaten life, limb or property.
- (3) Maximum custody prisoner-- Those whose escape would present a distinct threat to the safety of life, limb or property, and who require special custodial controls and handling.

The abbreviations used in connection with the Tables of Provost Marshal Activities Data are explained below:

CONTINENTAL US

ADC - Air Defense Command	AU - Air University
AFFC - Air Force Finance Center	ConAC - Continental Air Command
AMC - Air Materiel Command	Hq Com - Headquarters Command
APGC - Air Proving Ground Command	MATS - Military Air Transport Service
ARDC - Air Research and Development Command	SAC - Strategic Air Command
ATC - Air Training Command	TAC - Tactical Air Command

OVERSEAS

AAC - Alaskan Air Command	NEAC - Northeast Air Command
CAirC - Caribbean Air Command	USAF - US Air Forces in Europe
FEAF - Far East Air Forces	

TABLE 264 - SUMMARY - USAF MILITARY PERSONNEL ABSENT WITHOUT LEAVE AND MAN-DAYS LOST -
THIRD QUARTER FY 1947 THROUGH FY 1957

(Rates are per thousand strength per quarter)

FISCAL YEAR BY QUARTER	ABSENT WITHOUT LEAVE			AWOL MAN-DAYS LOST		
	Total	CONTI- NENTAL US	OVER- SEAS	Total	CONTI- NENTAL US	OVER- SEAS
<u>FY 1947</u>						
Third Quarter	-	32.7	-	-	-	-
Fourth Quarter	-	28.7	-	-	-	-
<u>FY 1948</u>						
First Quarter	-	30.3	-	-	463.1	-
Second Quarter	-	29.0	-	-	428.8	-
Third Quarter	-	30.4	-	-	368.4	-
Fourth Quarter	-	34.8	-	-	420.5	-
<u>FY 1949</u>						
First Quarter	-	33.4	-	-	423.1	-
Second Quarter	-	24.3	-	-	329.9	-
Third Quarter	-	21.9	-	-	262.0	-
Fourth Quarter	-	20.4	-	-	228.7	-
<u>FY 1950</u>						
First Quarter	-	27.8	-	-	218.1	-
Second Quarter	-	25.0	-	-	283.8	-
Third Quarter	19.7	22.8	9.0	196.8	239.7	45.9
Fourth Quarter	18.8	21.9	8.2	200.8	245.6	46.7
<u>FY 1951</u>						
First Quarter	16.7	19.5	7.7	214.3	270.1	35.3
Second Quarter	14.1	16.1	7.8	165.4	205.8	37.5
Third Quarter	11.7	12.8	7.9	125.5	150.7	36.3
Fourth Quarter	11.7	13.3	5.4	125.4	150.5	27.4
<u>FY 1952</u>						
First Quarter	13.3	15.5	5.2	133.8	162.2	26.9
Second Quarter	13.8	16.5	5.1	145.4	180.7	28.7
Third Quarter	12.5	15.0	4.5	131.3	164.8	24.5
Fourth Quarter	15.4	19.3	3.5	162.9	209.5	22.0
<u>FY 1953</u>						
First Quarter	17.2	22.0	4.4	188.5	249.4	23.7
Second Quarter	13.8	13.6	3.8	151.4	203.3	20.6
Third Quarter	13.1	16.6	4.0	137.1	182.7	17.3
Fourth Quarter	12.5	15.9	3.5	129.6	172.0	17.0
<u>FY 1954</u>						
First Quarter	12.9	16.9	3.4	145.1	197.9	19.8
Second Quarter	9.0	11.4	3.1	93.2	122.8	19.5
Third Quarter	7.9	9.9	2.5	81.0	105.4	15.9
Fourth Quarter	8.7	11.1	2.1	91.0	119.6	12.5
<u>FY 1955</u>						
First Quarter	8.9	11.3	1.9	96.5	127.0	9.0
Second Quarter	5.2	6.4	1.6	57.7	73.9	8.2
Third Quarter	5.2	6.3	1.7	51.3	65.0	9.1
Fourth Quarter	5.1	6.3	1.3	51.6	66.8	6.7
<u>FY 1956</u>						
First Quarter	6.2	7.7	1.4	67.2	87.2	6.7
Second Quarter	4.8	6.0	1.4	53.3	68.9	7.2
Third Quarter	5.4	6.7	1.5	55.2	70.3	6.9
Fourth Quarter	5.4	6.6	1.3	57.8	74.4	4.9
<u>FY 1957</u>						
First Quarter	5.8	7.3	1.4	62.1	81.2	8.5
Second Quarter	4.6	5.8	1.3	60.1	68.1	6.0
Third Quarter	4.9	6.1	1.4	50.1	65.0	7.8
Fourth Quarter	5.0	6.2	1.3	47.8	61.5	6.3

Source: Plans and Analysis Group, The Provost Marshal, TIG, Headquarters, USAF

TABLE 265 - SPECIAL INVESTIGATIONS CONDUCTED BY THE OFFICE OF SPECIAL INVESTIGATIONS,

(Due to relocation of PACAF Command and termination of NEAC, this table includes only investigations conducted in

CLASSIFICATION	TOTAL - 1 AUG 1948 THROUGH 30 JUNE 1957					
	OPENED			CLOSED		
	Total	Origin	Auxiliary	Total	Origin	Auxiliary
1 GRAND TOTAL	3,427,223	2,262,735	1,164,488	3,391,377	2,237,635	1,153,742
2 PERSONNEL INVESTIGATIONS - TOTAL	3,237,750	2,155,426	1,082,324	3,204,675	2,132,296	1,072,379
3 36 Personnel Security Inves - Special	16,579	4,968	11,611	16,274	4,824	11,450
4 37 Atomic Energy "M" Inves	80,203	28,077	52,126	80,203	28,077	52,126
5 38 Integrated Reg AF Officers	61,497	23,350	38,147	61,165	23,137	38,028
6 39 Cryptographic Pers	271,049	91,760	179,289	267,633	89,864	177,769
7 40 AF Civilian Employees	233,472	123,951	109,521	230,970	122,413	108,557
8 41 AF Military Pers	1,733,826	1,241,822	492,004	1,718,958	1,231,762	487,196
9 42 Facilities Employees	75,768	61,645	14,123	75,359	61,299	14,060
10 43 Contractor Employees	478,868	417,927	60,941	480,198	411,414	68,784
11 44 Aliens	28,703	10,998	17,705	27,155	10,160	16,995
12 45 Cadet Trainees	43,980	13,847	30,133	43,701	13,678	30,023
13 46 OSI Personnel	58,604	14,278	44,326	58,439	14,187	44,252
14 48 Munitions Board Matters	4	3	1	4	1	3
15 51 Air National Guard	27,363	22,702	4,661	26,988	22,410	4,578
16 52 Air Force Inactive Reserve	101,254	91,836	9,418	100,318	91,055	9,263
17 54 National Security Agency Matters	14,495	6,150	8,345	14,384	6,060	8,324
18 57 Atomic Energy "Q" Investigations	1,956	985	971	1,956	985	971
19 68 Special Requests	1,129	1,129		970	970	
20 GENERAL INVESTIGATIONS - TOTAL	100,511	65,511	35,000	99,601	64,794	34,807
21 5 Bribery	391	170	221	372	166	206
22 6 Homicide	2,406	1,765	641	2,388	1,771	617
23 7 Sex Offenses	24,074	14,965	9,109	23,816	14,763	9,053
24 8 Assault	2,330	2,096	234	2,310	2,076	234
25 9 Impersonation	1,261	855	406	1,253	848	405
26 10 Fraudulent Enlistment, Appointment, Discharge or Separation	5,972	2,481	3,491	5,968	2,478	3,490
27 11 Embezzlement (Obsolete)	295	163	132	295	163	132
28 12 Forgery	3,769	2,263	1,506	3,733	2,236	1,497
29 13 Larceny	13,376	10,064	3,312	13,262	9,963	3,299
30 14 Theft of Gov't Property	13,145	9,504	3,641	13,037	9,410	3,627
31 15 Robbery	810	668	142	803	662	141
32 16 Housebreaking	2,969	2,441	528	2,922	2,394	528
33 17 Narcotics Violations	3,920	2,631	1,289	3,870	2,586	1,284
34 18 Customs Violations	390	188	202	389	187	202
35 19 Blackmarket Activities	875	342	533	859	333	526
36 20 Property Destruction	899	652	247	889	643	246
37 21 Discrimination	51	37	14	51	37	14
38 22 Intimidation	82	64	18	82	64	18
39 23 Perjury	523	343	180	514	336	178
40 24 Special Inquiry	8,696	4,624	4,072	8,655	4,599	4,056
41 25 Improper Use Or Diversion of Property or Employees	780	492	288	776	489	287
42 26 Misconduct	6,247	3,758	2,489	6,182	3,713	2,469
43 47 Postal Violations	2,686	1,551	1,135	2,646	1,525	1,121
44 50 Counterfeiting	140	109	31	140	109	31
45 53 Reciprocal Inves	3,252	2,629	623	3,239	2,620	619
46 55 War Crimes	-	-	-	-	-	-
47 62 Bad Checks	1,172	656	516	1,150	643	507
48 COUNTER INTELLIGENCE INVESTIGATIONS - TOTAL	59,106	29,643	29,463	57,858	28,814	29,044
49 27 Espionage	1,961	1,215	746	1,946	1,206	740
50 28 Sabotage	3,612	2,475	1,137	3,590	2,456	1,134
51 29 Treason	10	3	7	10	3	7
52 30 Sedition	25	10	15	25	10	15
53 31 Disaffection	1,231	436	795	1,218	429	789
54 32 Subversive Activities	3,265	1,561	1,704	3,200	1,509	1,691
55 33 Communist Matters	39,776	18,222	21,554	38,753	17,568	21,185
56 34 Violations of AFR 205-1	7,698	4,290	3,408	7,625	4,239	3,386
57 35 Security Vulnerability Tests	1,242	1,177	65	1,207	1,142	65
58 49 Positive Intelligence	55	39	16	55	39	16
59 56 Ess. Elements of Info	19	15	4	19	15	4
60 64 Tech. Security Surveys	178	171	7	177	170	7
61 65 Special Security Services	5	4	1	5	4	1
62 66 Estimates	29	25	4	28	24	4
63 PROCUREMENT INVESTIGATIONS - TOTAL	29,856	12,155	17,701	29,243	11,731	17,512
64 5 Bribery	137	73	64	131	72	59
65 58 Procurement Matters	4,799	2,128	2,671	4,697	2,043	2,654
66 59 Disposal Matters	416	225	191	401	216	185
67 60 Nonappropriated Funds Matters	1,005	541	464	979	520	459
68 61 Pay and Allowance Matters	23,499	9,188	14,311	23,015	8,880	14,135

CONTINENTAL US, HAWAII, PUERTO RICO, AND THE NE PORTION OF NORTH AMERICA - FY 1957

Hawaii for the first four months of FY 57 and those conducted in the NE for the last three months of the year.)

FISCAL YEAR 1957 (1 JUL 1956 THROUGH 30 JUN 1957)						CALENDAR YEAR 1956 (1 JAN 1956 THROUGH 31 DEC 1956)						
OPENED			CLOSED			OPENED			CLOSED			
Total	Origin	Aux- iliary	Total	Origin	Aux- iliary	Total	Origin	Aux- iliary	Total	Origin	Aux- iliary	
479,771	348,495	131,276	499,069	362,497	136,572	518,355	382,188	136,167	540,649	393,525	147,124	1
451,629	332,252	119,377	470,540	346,008	124,532	490,213	365,850	124,363	512,296	377,008	135,288	2
6,336	1,543	4,793	6,309	1,558	4,751	5,406	1,287	4,119	5,290	1,250	4,040	3
-	-	-	-	-	-	-	-	-	-	-	-	4
1,515	783	732	1,233	611	622	820	629	191	881	680	201	5
32,914	13,285	19,629	33,684	13,827	19,857	33,765	13,549	20,216	36,651	15,044	21,607	6
22,135	8,854	13,281	24,281	10,256	14,025	25,458	11,165	14,293	26,741	12,123	14,618	7
221,529	162,591	58,938	234,155	171,055	63,100	243,768	180,114	63,654	260,638	188,886	71,752	8
4,973	4,528	445	5,113	4,603	510	5,920	5,377	543	6,115	5,496	619	9
122,997	112,960	10,037	123,850	113,802	10,048	125,668	116,048	9,620	123,603	113,158	10,445	10
6,402	2,384	4,018	6,235	2,230	4,005	5,533	1,896	3,637	5,231	1,716	3,515	11
1,709	562	1,147	1,790	618	1,172	1,543	529	1,014	1,598	572	1,026	12
4,479	1,044	3,435	4,607	1,092	3,515	5,614	1,175	4,439	5,929	1,335	4,594	13
-	-	-	-	-	-	-	-	-	-	-	-	14
3,452	2,949	503	3,369	2,866	503	3,822	3,284	538	3,960	3,327	633	15
20,425	18,744	1,681	23,259	21,585	1,674	30,650	29,159	1,491	33,261	31,638	1,623	16
1,630	894	736	1,681	933	748	1,350	746	604	1,502	891	611	17
4	2	2	4	2	2	8	4	4	8	4	4	18
1,129	1,129	-	970	970	-	888	888	-	888	888	-	19
12,178	8,459	3,719	12,402	8,615	3,787	12,579	8,721	3,858	12,761	8,840	3,921	20
-	-	-	-	-	-	-	-	-	-	-	-	21
267	192	68	256	188	68	253	188	65	256	184	72	22
3,657	2,330	1,327	3,738	2,379	1,359	3,826	2,446	1,380	3,797	2,409	1,388	23
354	327	27	354	322	32	373	351	22	375	358	17	24
149	121	28	149	119	30	160	123	37	164	126	38	25
-	-	-	-	-	-	-	-	-	-	-	-	26
137	57	80	152	68	84	201	75	126	219	85	134	27
-	-	-	-	-	-	-	-	-	-	-	-	28
554	371	183	559	377	182	501	352	149	510	347	163	29
1,585	1,221	364	1,597	1,216	381	1,681	1,322	359	1,720	1,358	362	30
1,512	1,178	334	1,588	1,233	355	1,687	1,225	462	1,743	1,274	469	31
120	101	19	120	102	18	129	109	20	135	115	20	31
518	460	58	504	445	59	435	377	58	445	386	59	32
569	392	177	573	392	181	544	362	182	553	371	182	33
28	11	17	28	11	17	30	11	19	29	11	18	34
100	46	54	88	41	47	72	43	29	80	45	35	35
131	96	35	138	101	37	157	117	40	164	121	43	36
5	5	-	5	5	-	3	3	-	4	4	-	37
16	14	2	16	14	2	13	11	2	14	12	2	38
209	172	37	215	176	39	200	154	46	199	150	49	39
599	339	260	647	384	263	699	421	278	713	433	280	40
66	48	18	78	56	22	91	62	29	89	60	29	41
-	-	-	-	-	-	-	-	-	-	-	-	42
871	535	336	874	547	327	851	531	320	829	532	297	43
373	228	145	367	228	139	324	213	111	352	226	126	44
34	26	8	34	26	8	34	27	7	33	26	7	44
129	78	51	126	74	52	161	100	61	183	109	74	45
-	-	-	-	-	-	-	-	-	-	-	-	46
202	111	91	196	111	85	154	98	56	155	98	57	47
-	-	-	-	-	-	-	-	-	-	-	-	48
10,714	5,352	5,362	10,817	5,387	5,430	10,393	5,402	4,991	10,188	5,280	4,908	48
287	156	131	293	165	128	305	175	130	308	170	138	49
262	198	64	263	198	65	282	201	81	304	214	90	50
-	-	-	-	-	-	1	1	1	1	1	1	51
-	-	-	-	-	-	1	1	1	1	1	1	52
128	45	83	133	50	83	128	46	82	113	39	74	53
662	363	299	648	338	310	462	268	194	410	235	175	54
7,955	3,653	4,302	8,026	3,678	4,348	7,791	3,817	3,974	7,580	3,675	3,905	55
1,005	528	477	1,048	559	489	1,079	561	518	1,114	598	516	56
255	255	-	239	239	-	201	198	3	220	217	3	57
-	-	-	-	-	-	-	-	-	-	-	-	58
4	4	-	5	5	-	6	6	-	6	6	-	59
133	128	5	136	131	5	115	111	4	111	108	3	60
3	3	-	3	3	-	4	3	1	4	3	1	61
20	19	1	23	21	2	18	14	4	16	13	3	62
-	-	-	-	-	-	-	-	-	-	-	-	63
5,250	2,432	2,818	5,310	2,487	2,823	5,170	2,215	2,955	5,404	2,397	3,007	63
56	41	15	53	38	15	58	38	20	71	37	34	64
697	400	297	701	387	314	650	346	304	662	361	301	65
110	64	46	115	71	44	118	68	50	109	62	47	66
189	110	79	190	111	79	167	111	56	164	109	55	67
4,198	1,817	2,381	4,251	1,880	2,371	4,177	1,652	2,525	4,398	1,828	2,570	68

TABLE 265 - SPECIAL INVESTIGATIONS CONDUCTED BY THE OFFICE OF SPECIAL INVESTIGATIONS,

CLASSIFICATION	1 JAN 1956 THROUGH 30 JUN 1956						1 JUL 1956	
	OPENED			CLOSED			OPEN	
	Total	Origin	Auxiliary	Total	Origin	Auxiliary	Total	Origin
1 GRAND TOTAL	276,421	203,936	72,485	289,179	210,831	78,348	241,934	178,252
2 PERSONNEL INVESTIGATIONS - TOTAL	261,547	195,361	66,186	274,290	202,233	72,057	228,666	170,489
36 Personnel Security Inves - Special	1,851	462	1,389	1,704	374	1,330	3,555	825
37 Atomic Energy "M" Inves	-	-	-	-	-	-	-	-
5 38 Integrated Reg AF Officers	519	419	100	581	459	122	301	210
6 39 Cryptographic Personnel	18,090	7,088	11,002	20,373	8,118	12,255	15,675	6,461
7 40 AF Civilian Employees	13,666	6,357	7,309	13,640	6,487	7,153	11,792	4,808
8 41 AF Military Personnel	134,840	100,858	33,982	144,639	106,274	38,365	108,928	79,256
9 42 Facilities Employees	3,343	2,996	347	3,507	3,159	348	2,577	2,381
10 43 Contractor Employees	60,806	55,472	5,334	61,029	55,340	5,689	64,862	60,576
11 44 Aliens	2,660	856	1,804	2,354	707	1,647	2,873	1,040
12 45 Cadet Trainees	1,312	419	893	1,051	258	793	231	110
13 46 OSI Personnel	3,499	709	2,790	3,661	785	2,876	2,115	466
14 48 Munitions Board Matters	-	-	-	-	-	-	-	-
15 51 Air National Guard	2,417	2,124	293	2,566	2,203	363	1,405	1,160
16 52 Air Force Inactive Reserve	17,959	17,258	701	18,403	17,559	844	12,691	11,901
17 54 National Security Agency Matters	581	341	240	778	498	280	769	405
18 57 Atomic Energy "Q" Investigations	4	2	2	4	2	2	4	2
19 68 Special Requests	-	-	-	-	-	-	888	888
20 GENERAL INVESTIGATIONS - TOTAL	6,568	4,506	2,062	6,662	4,582	2,080	6,011	4,215
21 5 Bribery	-	-	-	-	-	-	-	-
22 6 Homicide	132	99	33	139	103	36	121	89
23 7 Sex Offenses	1,884	1,178	706	1,878	1,180	698	1,942	1,268
24 8 Assault	203	193	10	209	203	6	170	158
25 9 Impersonation	80	59	21	82	63	19	80	64
26 10 Fraudulent Enlistment, Appointment, Discharge or Separation	118	45	73	126	48	78	83	30
27 11 Embezzlement (obsolete)	-	-	-	-	-	-	-	-
28 12 Forgery	258	182	76	266	176	90	243	170
29 13 Larceny	869	680	189	908	728	180	812	642
30 14 Theft of Government Property	976	686	290	964	686	278	711	539
31 15 Robbery	70	60	10	75	63	12	59	49
32 16 Housebreaking	210	177	33	233	197	36	225	200
33 17 Narcotics Violations	282	188	94	282	188	94	262	174
34 18 Customs Violations	11	7	4	14	7	7	19	7
35 19 Blackmarket Activities	33	18	15	44	21	23	39	25
36 20 Property Destruction	95	66	29	93	63	30	62	51
37 21 Discrimination	4	4	-	1	1	-	3	3
38 22 Intimidation	4	4	-	5	5	-	9	7
39 23 Perjury	89	56	33	88	54	34	111	98
40 24 Special Inquiry	438	280	158	415	260	155	261	141
41 25 Improper Use or Diversion of Gov't Property or Employees	55	35	20	42	27	15	36	27
42 26 Misconduct	395	262	133	397	261	136	456	269
43 47 Postal Violations	166	108	58	188	118	70	158	105
44 50 Counterfeiting	12	12	-	14	14	-	22	15
45 53 Reciprocal Investigations	111	64	47	126	71	55	50	36
46 55 War Crimes	-	-	-	-	-	-	-	-
47 62 Bad Checks	77	50	27	73	45	28	77	48
48 COUNTER INTELLIGENCE INVS - TOTAL	5,457	2,854	2,603	5,215	2,714	2,501	4,936	2,548
49 27 Espionage	159	93	66	169	90	79	146	82
50 28 Sabotage	150	103	47	165	111	54	132	98
51 29 Treason	1	1	-	1	1	-	-	-
52 30 Sedition	1	1	-	1	1	-	-	-
53 31 Disaffection	61	25	36	58	21	37	67	21
54 32 Subversive Activities	213	119	94	193	117	76	249	149
55 33 Communist Matters	4,126	2,053	2,073	3,878	1,897	1,981	3,665	1,764
56 34 Violations of AFR 205-1	569	291	278	580	314	266	510	270
57 35 Vulnerability Tests	116	113	3	118	115	3	85	85
58 49 Positive Intelligence	-	-	-	-	-	-	-	-
59 56 Ess. Elements of Information	5	5	-	4	4	-	1	1
60 64 Tech. Security Surveys	45	43	2	41	39	2	70	68
61 65 Spec Security Services	2	1	1	2	1	1	2	2
62 66 Estimates	9	6	3	5	3	2	9	8
63 PROCUREMENT INVESTIGATIONS	2,849	1,215	1,634	3,012	1,302	1,710	2,321	1,000
64 5 Bribery	28	15	13	46	18	28	30	23
65 58 Procurement Matters	349	183	166	340	182	158	301	163
66 59 Disposal Matters	64	35	29	51	26	25	54	33
67 60 Nonappropriated Fund Matters	94	60	34	83	50	33	73	51
68 61 Pay and Allowance Matters	2,314	922	1,392	2,492	1,026	1,466	1,863	730

Source: Directorate of Special Investigations, The Inspector General, Headquarters USAF

CONTINENTAL US, HAWAII, PUERTO RICO, AND THE NE PORTION OF NORTH AMERICA - FY 1957 (CONTINUED)

THROUGH 31 DEC 1956				1 JAN 1957 THROUGH 30 JUN 1957						PENDING				
ED	CLOSED			OPENED			CLOSED			30 JUNE 1957				
Aux-iliary	Total	Origin	Aux-iliary	Total	Origin	Aux-iliary	Total	Origin	Aux-iliary	Total	Origin	Aux-iliary		
63,682	251,470	182,694	68,776	237,837	170,243	67,594	247,599	179,803	67,796	35,846	25,100	10,746	1	
58,177	238,006	174,775	63,231	222,963	161,763	61,200	232,534	171,233	61,301	33,075	23,130	9,945	2	
2,730	3,586	876	2,710	2,781	718	2,063	2,723	682	2,041	305	144	161	3	
-	-	-	-	-	-	-	-	-	-	-	-	-	4	
91	300	221	79	1,214	573	641	933	390	543	332	213	119	5	
9,214	16,278	6,926	9,352	17,239	6,824	10,415	17,406	6,901	10,505	3,416	1,896	1,520	6	
6,984	13,101	5,636	7,465	10,343	4,046	6,297	11,180	4,620	6,560	2,502	1,538	964	7	
29,672	115,999	82,612	33,387	112,601	83,335	29,266	118,156	88,443	29,713	14,868	10,060	4,808	8	
196	2,608	2,337	271	2,396	2,147	249	2,505	2,266	239	409	346	63	9	
4,286	62,574	57,818	4,756	58,135	52,384	5,751	61,276	55,984	5,292	7,670	6,513	1,157	10	
1,833	2,877	1,009	1,868	3,529	1,344	2,185	3,358	1,221	2,137	1,548	838	710	11	
121	547	304	243	1,478	452	1,026	1,243	314	929	279	169	110	12	
1,649	2,268	550	1,718	2,364	578	1,786	2,339	542	1,797	165	91	74	13	
-	-	-	-	-	-	-	-	-	-	-	-	-	14	
245	1,394	1,124	270	2,047	1,789	258	1,975	1,742	233	375	292	83	15	
790	14,858	14,079	779	7,734	6,843	891	8,401	7,506	895	936	781	155	16	
354	724	393	331	861	489	372	957	540	417	111	90	21	17	
2	4	2	2	-	-	-	-	-	-	-	-	-	18	
-	888	888	-	241	241	-	82	82	-	159	159	-	19	
1,796	6,099	4,258	1,841	6,167	4,244	1,923	6,303	4,357	1,946	891	713	178	20	
-	-	-	-	-	-	-	-	-	-	-	-	-	21	
32	117	81	36	139	103	36	139	107	32	18	-14	4	22	
674	1,919	1,229	690	1,715	1,062	653	1,819	1,150	669	258	202	56	23	
12	166	155	11	184	169	15	188	167	21	20	20	23	24	
16	82	63	19	69	57	12	67	56	11	8	7	1	25	
-	-	-	-	-	-	-	-	-	-	-	-	-	-	-
53	93	37	56	54	27	27	59	31	28	4	3	1	26	
-	-	-	-	-	-	-	-	-	-	-	-	-	-	-
73	244	171	73	311	201	110	315	206	109	36	27	9	28	
170	812	630	182	773	579	194	785	586	199	114	101	13	29	
172	779	588	191	801	639	162	809	645	164	108	94	14	30	
10	60	52	8	61	52	9	60	50	10	7	6	1	31	
25	212	189	23	293	266	33	292	256	36	47	47	-	32	
88	271	183	88	307	218	89	302	209	93	50	45	5	33	
12	15	4	11	9	4	5	13	7	6	1	1	-	34	
14	36	24	12	61	21	40	52	17	35	16	9	7	35	
11	71	58	13	69	45	24	67	43	24	10	9	1	36	
-	3	3	-	2	2	-	2	2	-	-	-	-	37	
2	9	7	2	7	7	-	7	7	-	-	-	-	38	
13	111	96	15	98	74	24	104	80	24	9	7	2	39	
120	298	173	125	338	198	140	349	211	138	41	25	16	40	
-	-	-	-	-	-	-	-	-	-	-	-	-	-	-
9	47	33	14	30	21	9	31	23	8	4	3	1	41	
187	432	271	161	415	266	149	442	276	166	65	45	20	42	
53	164	108	56	215	123	92	203	120	83	40	26	14	43	
7	19	12	7	12	11	1	15	14	1	-	-	4	44	
14	57	38	19	79	42	37	69	36	33	13	9	4	45	
-	-	-	-	-	-	-	-	-	-	-	-	-	46	
29	82	53	29	125	63	62	114	58	56	22	13	9	47	
2,388	4,973	2,566	2,407	5,778	2,804	2,974	5,844	2,821	3,023	1,248	829	419	48	
64	139	80	59	141	74	67	154	85	69	15	9	6	49	
34	139	103	36	130	100	30	124	95	29	22	19	3	50	
-	-	-	-	-	-	-	-	-	-	-	-	-	51	
46	55	18	37	61	24	37	78	32	46	13	7	6	52	
100	217	118	99	413	214	199	431	220	211	65	52	13	53	
1,901	3,702	1,778	1,924	4,290	1,889	2,401	4,324	1,900	2,424	1,023	654	369	55	
240	534	284	250	495	258	237	514	275	239	73	51	22	56	
-	102	102	-	170	170	-	137	137	-	35	35	-	57	
-	-	-	-	-	-	-	-	-	-	-	-	-	58	
-	2	2	-	3	3	-	3	3	-	-	-	-	59	
2	70	69	1	63	60	3	66	62	4	1	1	-	60	
-	2	2	-	1	1	-	1	1	-	-	-	-	61	
1	11	10	1	11	11	-	12	11	1	1	1	-	62	
1,321	2,392	1,095	1,297	2,929	1,432	1,497	2,918	1,392	1,526	632	428	204	63	
7	25	19	6	26	18	8	28	19	9	5	5	-	64	
138	322	179	143	396	237	159	379	208	171	102	85	17	65	
21	58	36	22	56	31	25	57	35	22	15	9	6	66	
22	81	59	22	116	59	57	109	52	57	26	21	5	67	
1,133	1,906	802	1,104	2,335	1,087	1,248	2,345	1,078	1,267	484	308	176	68	

TABLE 266 - PROVOST MARSHAL

(Offenses as listed below are chargeable to the average daily strength as defined in AFM 171-6, Chapter 14, Paragraph excluding those persons on TDY and Missing of Air Force Units. SCARWAF Personnel will be included if court-martial 3750th is the Retraining Group to which prisoners are sent. Table shows some modification over Table 252, FY 1956.)

ACTIVITY AND MONTH	TOTAL	CONTINENTAL U S										
		Total	ADC	AFPC	AMC	APGC	ARDC	ATC	3320th 3750th	AU	CONAC	HQ CMD
SECURITY VIOLATIONS												
Involving Loss or Possible												
Subjection to Compromise a/												
July (1956)	49	43	4	-	5	1	1	3	-	1	-	1
August	46	40	5	-	11	-	1	2	-	-	-	-
September	41	33	4	-	12	2	-	-	-	-	-	-
October	49	41	7	-	18	-	-	3	-	-	2	1
November	38	34	8	-	6	-	-	3	-	1	-	-
December	33	30	3	-	5	-	-	2	-	-	-	4
January (1957)	44	35	7	-	3	-	-	4	-	-	2	-
February	33	29	5	-	2	-	2	2	-	-	1	-
March	26	20	2	-	4	-	2	4	-	-	-	-
April	33	31	5	-	5	-	1	1	-	-	-	-
May	39	35	1	-	5	-	-	3	-	1	2	-
June	47	38	7	-	9	-	1	2	-	-	1	-
All Security Violations (In-												
cluding Compromise Cases)												
July (1956)	265	242	43	-	61	3	21	12	-	1	4	1
August	308	250	36	-	49	6	24	12	-	3	4	3
September	263	235	21	-	60	2	18	25	-	-	2	6
October	310	269	17	-	87	3	16	18	-	2	1	6
November	237	198	15	-	58	-	18	14	-	-	2	3
December	199	172	24	-	52	2	21	3	-	1	3	6
January (1957)	279	240	26	-	64	4	22	18	-	2	5	3
February	252	209	27	-	50	4	12	20	-	1	7	4
March	226	194	24	-	57	-	9	21	-	2	2	3
April	190	140	18	-	55	1	10	7	-	-	1	1
May	268	215	29	-	56	1	9	2	-	1	5	1
June	184	157	26	-	41	2	11	7	-	-	3	2
OFFENSES												
Military Offenses												
July (1956)	5,648	3,332	425	-	140	75	89	959	-	16	82	19
August	4,821	2,960	455	-	153	69	62	937	-	11	58	26
September	4,752	2,710	439	-	95	45	52	835	-	16	34	10
October	4,639	2,896	484	-	92	54	33	984	-	6	79	26
November	4,594	2,969	433	-	94	55	33	890	-	18	53	17
December	4,012	2,481	346	-	100	33	54	806	-	68	26	23
January (1957)	3,976	2,511	329	-	89	25	58	746	-	12	80	13
February	4,379	2,508	431	-	101	61	63	628	-	14	62	15
March	4,562	2,824	516	-	133	43	77	669	-	15	92	39
April	4,937	3,102	490	-	92	40	69	714	-	17	92	37
May	5,417	3,343	678	-	95	88	67	696	-	10	81	22
June	4,709	2,811	507	-	84	47	57	749	-	11	56	21
Felonies												
July (1956)	240	194	23	-	4	-	-	81	-	1	-	2
August	208	144	7	-	7	-	5	51	-	1	1	-
September	236	180	6	-	4	-	-	56	-	2	5	-
October	236	165	14	-	1	5	1	51	-	6	1	1
November	238	191	13	-	1	3	1	66	-	-	1	1
December	285	205	16	-	4	2	6	69	-	-	7	2
January (1957)	248	189	34	-	3	6	20	35	-	-	1	2
February	240	180	20	-	4	8	7	27	-	1	8	3
March	263	194	35	-	1	9	2	23	-	1	11	-
April	267	205	30	-	5	1	2	36	-	3	5	1
May	263	201	27	-	-	3	-	54	-	1	6	-
June	270	202	22	-	4	-	2	55	-	-	2	3
Civil Type Offenses Punish-												
able by One Year or Less												
July (1956)	3,420	2,246	203	-	60	75	36	1,030	-	23	10	14
August	2,879	1,837	110	-	53	74	30	703	-	21	15	7
September	2,888	1,751	145	-	44	40	22	619	-	37	13	9
October	2,598	1,645	178	-	71	63	14	572	-	31	17	9
November	2,414	1,480	117	-	74	104	22	441	-	24	14	8
December	2,820	1,774	134	-	53	139	24	609	-	25	6	10
January (1957)	2,458	1,614	126	-	56	132	28	496	-	16	25	19
February	2,760	1,762	142	-	67	184	27	478	-	22	12	12
March	2,782	1,905	165	-	87	154	26	566	-	43	29	8
April	2,752	1,722	134	-	80	45	25	494	-	29	33	13
May	2,803	1,832	174	-	76	53	29	414	-	18	26	13
June	2,820	1,857	200	-	47	78	38	466	-	24	13	15

ACTIVITIES DATA - FY 1957

7c (1) dated, 1 March 1956 as follows: "Average strengths will include all personnel assigned and attached, jurisdiction is exercised over them." The 3320th is the Confinement Screening Group to which prisoners are sent;

MATS	SAC	TAC	OVERSEAS										ACTIVITY AND MONTH
			Total	AAC	AMC		CAirC	FRAF	MATS	NEAC	16thAF	USAFE	
					FEA	FPA							
<u>SECURITY VIOLATIONS</u>													
<u>Involving Loss or Possible</u>													
<u>Subjection to Compromise a/</u>													
3	13	1	6	-	-	-	-	4	-	-	-	2	July (1956)
3	7	-	6	1	-	-	-	1	-	-	-	4	August
1	6	-	8	1	-	-	1	3	-	-	-	3	September
-	3	2	8	1	-	-	-	2	-	1	-	4	October
1	3	-	4	-	-	-	-	2	-	-	-	2	November
1	6	-	3	-	-	-	-	3	-	-	-	-	December
5	9	1	9	1	-	-	-	3	-	1	-	4	January (1957)
2	4	-	4	-	-	-	-	1	-	2	-	1	February
2	3	1	6	-	-	-	-	-	-	1	-	5	March
3	8	-	2	-	-	-	-	1	-	1	-	-	April
2	10	-	4	1	-	-	-	2	-	-	-	1	May
3	7	3	9	-	-	-	-	9	-	-	-	-	June
<u>All Security Violations (in-</u>													
<u>cluding Compromise Cases)</u>													
12	21	63	23	2	6	1	-	5	-	4	-	5	July (1956)
14	31	68	58	14	12	2	1	10	1	6	1	11	August
4	55	42	28	-	6	1	-	11	1	2	1	6	September
13	80	26	41	3	6	1	1	18	-	3	2	7	October
12	58	18	39	9	3	-	-	11	-	-	1	14	November
5	30	25	27	3	4	1	-	6	-	3	-	10	December
2	43	51	39	2	5	-	1	8	1	2	1	19	January (1957)
2	24	58	43	7	7	-	-	7	3	4	-	14	February
5	51	20	32	2	5	-	1	3	2	2	-	16	March
1	29	17	50	9	1	2	-	7	1	-	6	24	April
5	39	67	53	3	7	-	-	5	-	-	1	37	May
5	44	16	27	1	4	-	-	5	1	-	2	14	June
<u>OFFENSES</u>													
<u>Military Offenses</u>													
186	992	349	2,316	66	160	107	24	635	99	86	1	1,138	July (1956)
180	671	338	1,861	85	124	155	39	642	44	63	-	709	August
114	734	336	2,042	69	149	139	28	682	48	79	4	844	September
91	744	303	1,743	53	132	171	31	571	34	71	2	678	October
218	826	332	1,625	57	157	141	18	514	43	107	10	578	November
64	692	269	1,531	92	172	119	15	406	59	79	-	589	December
92	711	356	1,465	60	89	137	21	366	33	93	2	664	January (1957)
117	721	295	1,871	67	87	97	19	532	117	255	3	694	February
108	793	339	1,738	72	182	84	29	559	61	37	3	711	March
161	1,006	384	1,835	125	81	108	19	757	50	-	9	686	April
319	885	402	2,074	85	101	151	34	926	65	-	13	699	May
134	805	340	1,898	85	161	126	34	849	70	-	17	556	June
<u>Felonies</u>													
11	55	17	46	3	-	2	-	32	2	3	-	4	July (1956)
12	44	16	64	12	-	3	-	29	7	2	-	11	August
8	86	13	56	-	1	3	-	26	1	2	1	22	September
6	61	18	71	4	1	7	-	40	3	2	-	14	October
11	68	26	47	5	4	4	1	18	1	2	-	12	November
16	68	16	80	5	3	3	-	39	4	5	-	23	December
7	73	8	59	3	5	3	-	32	-	1	-	15	January (1957)
11	66	25	60	2	3	8	-	16	11	2	1	17	February
11	74	27	69	1	6	-	-	32	2	6	-	22	March
18	85	19	62	3	7	7	-	20	1	-	1	23	April
14	61	35	62	3	7	3	1	25	-	-	-	23	May
6	93	15	68	3	2	1	-	29	-	-	-	33	June
<u>Civil Type Offenses Punish-</u>													
<u>able by One Year or Less</u>													
56	512	227	1,174	64	59	119	2	554	20	56	-	300	July (1956)
82	546	196	1,042	65	-	116	10	390	36	36	1	388	August
65	569	188	1,137	77	46	109	3	402	23	70	3	404	September
54	514	122	953	56	55	92	5	334	28	39	6	338	October
48	448	180	934	69	50	70	8	320	22	61	3	331	November
40	525	209	1,046	105	67	148	3	295	21	66	2	339	December
44	501	171	844	104	49	79	4	253	17	35	2	301	January (1957)
58	516	244	998	109	52	68	2	371	58	44	4	290	February
59	553	215	877	119	83	40	6	283	28	23	2	293	March
63	604	202	1,030	190	57	104	2	347	8	-	-	321	April
67	730	232	971	129	48	91	7	372	18	-	3	303	May
46	708	222	963	130	36	88	5	370	10	-	3	321	June

TABLE 266-- PROVOST MARSHAL

ACTIVITY AND MONTH	TOTAL	CONTINENTAL U S										
		Total	ADC	APFC	AMC	APGC	ARDC	ATC	3320th 3750th	AU	CONAC	EQ CMD
OFFENSES (Continued)												
Thefts												
July (1956)	631	467	31	-	26	2	3	154	-	-	3	-
August	749	555	42	-	7	3	2	222	-	11	6	-
September	695	528	88	-	12	-	3	139	-	1	5	-
October	805	626	73	-	11	7	5	160	-	1	22	8
November	582	441	65	-	10	3	2	130	-	-	7	8
December	587	464	39	-	8	-	-	125	-	-	3	5
January (1957)	583	405	55	-	10	-	-	80	-	-	52	6
February	388	293	34	-	5	7	6	85	-	2	44	-
March	445	309	21	-	19	5	2	77	-	1	28	-
April	483	368	34	-	6	3	4	81	-	1	28	-
May	508	401	60	-	3	11	2	102	-	-	16	-
June	484	401	80	-	5	11	4	50	-	-	13	-
Citations Issued for Moving Traffic Violations:												
On Base												
July (1956)	6,327	5,017	424	1	1,031	232	179	1,387	-	55	156	22
August	6,320	4,715	437	-	690	264	121	1,293	-	38	74	20
September	5,907	4,494	507	2	559	115	149	1,275	-	46	103	9
October	6,641	5,039	509	-	822	117	236	1,385	-	23	198	13
November	5,660	4,218	452	-	507	148	175	1,130	-	18	94	20
December	5,224	3,621	439	-	439	144	239	810	-	21	80	5
January (1957)	7,036	4,728	452	-	621	114	220	1,509	-	26	120	18
February	6,433	4,289	422	-	714	41	243	1,277	-	38	90	14
March	6,757	4,760	461	-	526	124	250	1,216	-	26	183	10
April	6,829	4,885	499	-	581	101	314	1,240	-	20	89	21
May	6,851	5,261	507	-	857	70	312	1,157	-	32	77	18
June	5,987	4,655	421	9	593	81	228	1,157	-	26	70	31
Off Base												
July (1956)	4,114	3,449	278	-	119	118	23	1,303	-	27	15	8
August	4,023	3,347	225	-	95	64	17	1,291	-	11	13	14
September	3,887	3,020	292	-	119	40	29	1,062	-	9	9	22
October	3,917	3,086	414	-	72	38	23	996	-	12	34	14
November	3,507	2,790	291	-	150	42	32	912	-	4	17	16
December	3,345	2,626	267	-	71	79	23	873	-	17	26	13
January (1957)	3,881	2,953	367	-	132	62	15	1,028	-	16	43	8
February	3,584	2,694	296	-	156	20	6	846	-	19	51	10
March	4,377	3,397	391	-	221	34	26	1,106	-	14	54	15
April	4,177	3,258	358	-	158	35	16	936	-	13	46	16
May	4,349	3,496	469	-	214	26	23	963	-	7	53	20
June	3,889	2,996	387	-	144	29	14	854	-	11	28	22
Absent Without Leave												
July (1956)	1,720	1,603	186	-	67	26	23	557	-	12	48	10
August	1,665	1,552	156	-	43	35	28	540	-	10	46	4
September	1,576	1,483	186	-	51	19	29	504	-	10	60	8
October	1,440	1,333	153	-	50	32	12	440	-	6	62	9
November	1,366	1,263	188	-	47	17	5	424	-	5	43	8
December	1,327	1,237	186	-	44	17	23	387	-	4	4	8
January (1957)	1,717	1,590	211	-	46	36	23	448	-	-	90	16
February	1,247	1,134	143	-	37	20	13	320	-	7	57	10
March	1,296	1,216	154	-	45	34	18	322	-	4	99	6
April	1,462	1,373	162	-	44	32	23	383	-	9	119	6
May	1,401	1,299	174	-	51	21	25	377	-	15	87	14
June	1,529	1,432	201	-	61	34	21	382	-	9	83	19
Voluntarily Returned from AMOL												
July (1956)	1,016	934	112	-	35	15	15	332	-	10	31	5
August	941	871	108	-	34	35	17	254	-	5	22	6
September	892	838	102	-	27	10	16	266	-	4	26	5
October	835	751	85	-	38	19	9	259	-	2	25	6
November	777	718	106	-	34	7	6	226	-	3	17	4
December	666	610	98	-	20	12	14	185	-	4	13	6
January (1957)	1,121	1,035	137	-	32	25	25	285	-	-	50	8
February	710	632	86	-	26	17	9	147	-	4	32	7
March	711	653	105	-	37	21	11	143	-	4	36	6
April	885	822	97	-	32	23	15	215	-	7	70	4
May	832	762	120	-	30	20	16	188	-	9	43	3
June	812	736	126	-	31	13	13	173	-	3	36	11

ACTIVITIES DATA - FY 1957 (CONTINUED)

MATS	SAC	TAC	OVERSEAS										ACTIVITY AND MONTH
			Total	AAC	AMC		CAIrc	FEAF	MATS	NEAC	16thAF	USAFE	
					FEA	FPA							
<u>OFFENSES (Continued)</u>													
<u>Thefts</u>													
50	173	25	164	13	33	38	-	32	-	15	-	33	July (1956)
34	199	29	194	22	38	5	1	67	1	14	-	46	August
44	205	31	167	9	27	10	1	80	6	6	-	28	September
80	244	15	179	17	28	7	2	88	6	8	-	23	October
15	126	75	141	8	26	3	-	60	4	6	-	34	November
11	208	65	123	10	4	1	-	63	3	6	-	36	December
26	143	32	178	7	1	10	-	97	1	15	-	47	January (1957)
9	73	28	95	3	4	2	1	49	9	3	-	24	February
9	116	31	136	6	9	2	2	63	10	1	-	43	March
15	155	41	115	7	1	1	2	73	2	-	-	29	April
8	114	85	107	7	1	7	-	51	4	-	-	37	May
28	137	73	83	12	5	4	-	33	-	-	-	29	June
<u>Citations Issued for Moving</u>													
<u>Traffic Violations:</u>													
<u>On Base</u>													
271	976	283	1,310	237	113	54	-	282	80	143	-	401	July (1956)
351	1,131	286	1,605	203	271	88	3	334	92	141	-	473	August
245	1,104	380	1,413	213	145	72	3	242	83	158	-	497	September
269	1,113	354	1,602	205	118	42	3	524	101	158	-	451	October
308	946	420	1,442	209	77	89	-	410	73	147	-	437	November
140	1,019	285	1,603	448	147	87	1	296	109	122	-	393	December
211	1,007	430	2,308	563	513	90	3	371	85	85	-	598	January (1957)
222	948	380	2,144	516	512	105	1	400	87	106	-	417	February
230	1,338	396	1,997	528	332	77	2	481	81	59	-	437	March
311	1,318	391	1,944	457	204	60	2	609	76	-	-	536	April
411	1,541	279	1,590	432	228	77	13	404	81	-	1	354	May
415	1,210	414	1,332	185	180	95	1	487	65	-	2	317	June
<u>Off Base</u>													
140	1,231	187	665	18	33	57	3	125	7	37	-	385	July (1956)
182	1,212	223	676	33	18	23	7	159	22	35	-	379	August
179	1,080	179	867	33	28	30	5	337	31	32	-	371	September
216	1,034	233	831	61	31	18	2	232	55	26	1	385	October
123	952	251	717	73	29	2	7	246	24	19	5	312	November
113	866	278	719	72	31	40	5	182	25	27	-	337	December
181	905	196	928	58	17	20	5	337	41	10	1	439	January (1957)
155	942	193	890	65	27	5	6	328	24	13	1	421	February
142	1,096	298	980	29	18	5	8	313	15	8	-	584	March
201	1,157	322	919	43	16	9	5	331	28	-	-	487	April
179	1,193	349	853	38	22	23	4	336	36	-	-	394	May
137	1,085	285	893	26	31	52	1	296	39	-	-	448	June
<u>Absent Without Leave</u>													
110	423	141	117	14	10	9	-	29	3	11	-	41	July (1956)
86	434	170	113	13	12	8	1	29	-	11	2	37	August
85	390	141	93	12	8	8	-	27	2	8	2	26	September
60	362	147	107	13	8	10	3	28	4	4	-	37	October
59	347	120	103	4	3	10	1	36	7	1	1	40	November
72	345	147	90	7	6	3	-	24	4	4	1	41	December
71	468	181	127	17	9	2	-	35	4	9	-	51	January (1957)
64	339	124	113	15	5	4	1	32	1	7	-	48	February
55	339	140	80	9	5	13	-	24	1	-	-	28	March
81	364	150	89	13	-	7	1	29	-	-	-	39	April
68	330	137	102	12	7	11	-	19	1	-	-	52	May
86	345	191	97	9	2	6	-	26	1	-	-	53	June
<u>Voluntarily Returned from AWOL</u>													
71	222	86	82	10	3	6	-	22	3	9	-	29	July (1956)
55	244	91	70	7	7	-	-	16	-	6	2	32	August
66	237	79	54	6	4	4	-	17	-	5	1	17	September
34	193	81	84	10	6	4	3	19	2	3	-	37	October
38	197	80	59	2	1	9	1	20	2	1	-	23	November
35	164	59	56	3	4	2	-	14	1	2	-	30	December
46	315	112	86	10	6	2	-	25	1	6	-	36	January (1957)
27	200	77	78	8	2	3	1	23	2	5	-	34	February
42	166	82	58	11	4	5	-	18	1	-	-	19	March
58	205	96	63	5	-	4	-	23	-	-	-	31	April
39	208	86	70	7	5	10	-	14	1	-	-	33	May
50	182	98	76	8	3	4	-	19	1	-	-	41	June

TABLE 266-- PROVOST MARSHAL

ACTIVITY AND MONTH	TOTAL	CONTINENTAL U S										
		Total	ADC	APFC	AMC	APGC	ARDC	ATC	3320th 3750th	AU	CORAC	HQ CMD
OFFENSES (Continued)												
Apprehended by Civil Authorities												
July (1956)	279	276	44	-	15	1	4	96	-	6	6	4
August	307	301	32	-	10	2	4	111	-	5	7	1
September	271	267	57	-	7	3	1	103	-	5	2	-
October	261	260	36	-	10	3	6	83	-	11	11	1
November	199	193	29	-	6	-	2	70	-	2	9	1
December	216	213	25	-	9	1	3	65	-	2	6	1
January (1957)	288	281	42	-	9	3	2	87	-	2	5	1
February	246	243	35	-	7	1	7	80	-	4	9	1
March	241	240	27	1	10	1	2	76	-	12	6	3
April	213	211	31	-	1	2	3	59	-	3	13	3
May	264	261	26	-	9	3	2	89	-	5	17	-
June	229	228	26	-	10	5	3	69	-	6	20	5
Apprehended by Military Authorities												
July (1956)	198	173	14	-	4	2	1	68	-	3	7	1
August	229	200	15	-	5	5	2	84	-	1	8	-
September	147	124	11	-	4	1	1	53	-	1	3	1
October	179	151	10	-	4	-	-	39	-	1	17	1
November	136	114	13	-	3	3	3	36	-	9	5	-
December	144	119	9	-	4	5	1	39	-	5	11	3
January (1957)	169	146	15	-	3	1	-	59	-	8	8	-
February	141	122	10	-	3	1	-	37	-	2	4	-
March	133	112	9	-	3	1	3	40	-	4	6	-
April	127	109	17	-	4	2	3	37	-	2	4	-
May	142	121	11	-	4	2	1	52	-	1	15	-
June	121	103	16	-	4	1	2	38	-	2	4	1
Dropped as Deserters												
July (1956)	182	182	21	-	9	2	3	68	-	1	5	1
August	258	254	14	-	7	2	2	78	-	-	1	2
September	197	194	12	-	4	2	4	91	-	-	11	-
October	227	225	22	-	5	6	3	113	-	4	2	-
November	186	184	17	-	5	4	1	73	-	-	7	1
December	165	162	19	-	6	2	2	52	-	1	10	2
January (1957)	226	222	27	-	5	1	-	52	-	-	6	1
February	131	124	10	-	1	1	1	48	-	-	4	-
March	175	172	18	-	2	2	1	57	-	2	14	4
April	151	147	8	-	4	3	2	48	-	2	12	1
May	168	164	19	-	2	4	-	46	-	-	16	-
June	162	157	15	-	4	3	2	40	-	1	12	3
Man-days Lost by AWOL												
July (1956)	17,800	17,107	1,621	-	636	79	242	6,718	-	102	582	197
August	17,656	16,991	1,590	-	560	126	247	6,098	-	90	646	41
September	18,081	17,510	1,960	-	586	162	362	7,332	-	146	484	67
October	16,457	15,888	1,939	-	770	211	179	5,186	-	60	812	77
November	14,627	14,244	1,785	-	479	114	44	5,142	-	48	557	112
December	14,971	14,513	2,304	-	494	134	219	4,584	-	63	545	91
January (1957)	17,632	16,954	2,095	-	411	210	207	5,103	-	50	1,036	162
February	12,587	11,938	1,452	-	397	115	166	3,528	-	106	370	187
March	13,420	12,974	1,710	21	526	167	102	3,610	-	61	754	100
April	13,744	13,332	1,699	-	420	216	123	3,990	-	92	817	85
May	14,470	13,935	1,779	-	468	165	174	4,130	-	153	790	84
June	14,019	13,598	2,004	-	548	206	217	3,260	-	78	768	174
CORRECTIONS												
Punished Under Art 15, UCMJ												
July (1956)	6,716	4,745	511	-	151	66	97	1,832	-	46	97	27
August	6,399	4,582	428	-	148	69	75	1,694	-	47	78	41
September	5,642	4,045	405	-	149	47	69	1,497	-	37	71	25
October	6,216	4,389	566	-	143	44	59	1,686	-	42	80	46
November	5,552	4,016	415	-	129	30	46	1,459	-	33	65	44
December	5,262	3,716	402	-	138	51	65	1,328	-	27	51	44
January (1957)	6,488	4,689	525	-	142	45	78	1,765	-	17	96	40
February	5,759	4,078	503	-	172	83	54	1,423	-	24	65	32
March	6,394	4,720	488	-	159	69	79	1,569	-	30	107	38
April	6,410	4,720	549	-	157	61	84	1,544	-	36	106	38
May	6,361	4,559	578	-	188	81	79	1,380	-	38	156	34
June	6,399	4,643	654	-	194	84	68	1,472	-	37	94	31

ACTIVITIES DATA - FY 1957 (CONTINUED)

OVERSEAS												ACTIVITY AND MONTH		
MATS	SAC	TAC	Total	AAC	AMC		CAirC	FEAF	MATS	NEAC	16thAF		USAFE	
					FEA	FPA								
<u>OFFENSES (Continued)</u>														
<u>Apprehended by Civil Authorities</u>														
14	66	20	3	-	-	1	-	-	-	-	-	-	2	July (1956)
18	89	22	6	1	1	-	-	1	-	1	-	-	2	August
10	62	17	4	1	-	-	-	-	2	-	-	-	1	September
31	48	20	1	1	-	-	-	-	-	-	-	-	-	October
16	47	11	6	-	-	1	-	2	2	-	-	-	1	November
26	60	15	3	-	-	-	-	1	-	-	-	-	2	December
30	76	26	7	4	1	-	-	-	-	-	-	-	2	January (1957)
24	59	16	3	1	-	-	-	2	-	-	-	-	-	February
14	69	19	1	-	-	-	-	1	-	-	-	-	-	March
17	56	23	2	2	-	-	-	-	-	-	-	-	-	April
16	84	10	3	2	-	-	-	-	-	-	-	-	1	May
15	44	25	1	-	-	-	-	-	-	-	-	-	1	June
<u>Apprehended by Military Authorities</u>														
9	54	10	25	3	4	2	-	12	-	-	-	-	4	July (1956)
7	63	10	29	2	2	6	1	10	2	2	-	-	4	August
6	31	12	23	4	2	3	-	9	-	3	1	-	1	September
18	48	13	28	4	1	6	-	9	2	-	-	-	6	October
7	26	9	22	1	-	-	-	9	2	-	1	-	9	November
10	25	7	25	-	2	1	-	11	1	1	1	-	8	December
4	30	18	23	1	-	-	-	9	1	3	-	-	9	January (1957)
24	31	10	19	5	1	-	-	5	-	-	-	-	8	February
10	29	7	21	1	7	-	-	6	-	-	-	-	7	March
6	26	8	18	3	-	3	1	6	-	-	-	-	5	April
6	23	6	21	2	-	1	-	4	-	-	-	-	14	May
5	23	7	18	1	-	2	-	7	-	-	-	-	8	June
<u>Dropped as Deserters</u>														
9	46	17	-	-	-	-	-	-	-	-	-	-	-	July (1956)
5	122	21	4	1	1	-	-	1	-	1	-	-	1	August
5	45	20	3	1	-	-	-	-	-	1	-	-	1	September
4	51	15	2	1	-	-	-	1	-	-	-	-	1	October
5	57	14	2	-	-	-	-	-	-	1	-	-	1	November
-	54	14	3	-	-	-	-	-	2	-	-	-	1	December
70	43	17	4	1	-	-	-	1	1	-	-	-	1	January (1957)
4	34	17	7	1	2	1	-	-	-	1	-	-	2	February
6	50	20	3	1	-	1	-	1	-	-	-	-	1	March
8	45	14	4	-	2	-	-	1	-	-	-	-	1	April
2	52	23	4	-	-	-	-	2	-	-	-	-	2	May
4	57	16	5	-	1	1	-	2	-	-	-	-	1	June
<u>Man-days Lost by AWOL</u>														
972	4,626	1,332	693	120	47	44	-	151	30	122	-	179	179	July (1956)
856	4,918	1,819	665	121	69	61	3	118	11	96	7	179	179	August
830	4,109	1,472	571	135	46	39	-	132	2	69	6	142	142	September
538	4,768	1,348	569	76	70	53	-	106	9	55	-	200	200	October
571	4,042	1,350	383	28	23	30	10	119	42	33	1	97	97	November
693	3,843	1,543	458	95	21	5	-	101	14	50	17	155	155	December
761	5,046	1,873	678	129	59	8	-	139	54	105	-	184	184	January (1957)
573	3,595	1,449	649	93	36	49	3	160	45	62	-	201	201	February
612	3,812	1,499	446	75	50	73	-	115	1	-	-	132	132	March
676	3,720	1,534	412	37	18	35	4	153	-	-	-	165	165	April
769	4,084	1,339	535	70	62	51	-	108	2	-	-	242	242	May
768	3,740	1,835	421	37	41	22	-	126	2	-	-	193	193	June
<u>CORRECTIONS</u>														
<u>Punished Under Art 15, UCMJ</u>														
162	1,402	354	1,971	132	180	93	14	627	38	87	1	799	799	July (1956)
193	1,325	484	1,817	136	164	79	21	567	50	92	-	708	708	August
140	1,257	348	1,597	111	125	82	15	526	27	97	1	613	613	September
165	1,223	335	1,827	176	139	133	19	623	28	102	5	602	602	October
143	1,332	320	1,536	116	129	106	21	533	37	84	2	508	508	November
117	1,205	288	1,546	132	118	84	13	493	40	93	1	572	572	December
135	1,403	443	1,799	164	100	101	16	566	44	118	3	687	687	January (1957)
139	1,196	387	1,681	151	101	125	8	510	33	115	1	637	637	February
154	1,545	482	1,674	157	143	90	19	516	46	69	1	633	633	March
159	1,520	466	1,690	171	101	117	7	548	55	-	1	690	690	April
200	1,368	457	1,802	153	108	149	18	615	51	-	-	708	708	May
208	1,353	448	1,756	138	108	114	13	628	51	-	15	689	689	June

TABLE 266- PROVOST MARSHAL

ACTIVITY AND MONTH	TOTAL	CONTINENTAL U S										
		Total	ADC	APFC	AMC	APGC	ARDC	ATC	3320th 3750th	AU	CONAC	HQ CMD
CORRECTIONS (Continued)												
AP Prisoners with Punitive Discharge or Dismissal												
July (1956)	694	652	37	-	16	1	3	174	262	-	34	1
August	665	626	28	-	15	-	2	169	264	-	24	1
September	686	639	32	-	16	3	1	143	258	-	29	2
October	675	624	29	-	15	2	1	144	253	3	25	3
November	628	578	25	-	13	2	-	131	215	-	37	-
December	575	513	24	-	7	3	1	116	221	1	20	-
January (1957)	596	548	23	-	9	-	2	113	222	2	65	-
February	533	493	36	-	7	2	2	37	226	2	55	-
March	614	580	32	-	7	1	4	84	233	2	54	1
April	612	576	32	-	9	2	4	69	230	2	65	2
May	569	538	29	-	6	2	5	59	226	1	65	1
June	552	527	25	-	7	5	2	62	234	2	51	2
AP Prisoners Without Punitive Discharge:												
1 - 44 Days Confinement												
July (1956)	770	559	35	-	16	8	8	176	-	3	5	1
August	721	499	29	-	9	5	6	150	-	7	7	-
September	696	518	48	-	5	7	9	168	-	4	6	-
October	750	557	55	-	12	4	7	166	-	3	5	2
November	667	483	43	-	4	4	5	116	-	2	6	2
December	507	372	23	-	7	9	4	125	-	2	4	2
January (1957)	766	570	38	-	10	9	7	181	-	1	8	-
February	624	462	39	-	8	8	11	143	-	4	5	2
March	700	504	41	-	11	11	3	141	-	-	3	1
April	676	509	40	-	12	8	8	138	-	6	7	2
May	718	536	44	-	7	7	12	156	-	2	16	3
June	696	519	44	-	15	7	6	166	-	1	12	1
More than 44 Days Confinement												
July (1956)	993	793	58	-	13	10	6	275	166	3	10	4
August	1,025	840	51	-	11	11	8	268	186	3	12	6
September	1,047	871	45	-	14	8	10	246	211	7	12	7
October	1,019	838	52	-	22	4	10	233	209	2	13	5
November	1,028	853	57	-	14	8	5	265	198	3	19	5
December	817	682	55	-	14	7	5	181	157	3	13	6
January (1957)	939	768	83	-	14	7	8	186	171	4	30	5
February	1,026	838	91	-	19	7	6	185	212	4	21	3
March	983	821	72	-	11	9	9	164	207	2	31	6
April	910	764	80	-	21	9	5	148	172	1	33	4
May	928	765	61	-	9	13	5	155	170	-	26	4
June	867	716	68	-	13	12	1	143	188	1	15	5
AP Prisoners - Casuals												
July (1956)	206	197	23	-	14	2	5	61	-	4	7	1
August	202	201	35	-	10	2	7	57	-	6	3	1
September	209	198	38	-	12	-	6	49	-	3	7	2
October	158	154	25	-	7	1	2	38	-	1	12	2
November	140	136	15	-	16	2	2	34	-	1	9	1
December	148	140	23	-	10	2	2	42	-	2	6	-
January (1957)	157	142	20	-	11	2	7	38	-	1	9	5
February	222	217	83	-	5	2	5	41	-	5	14	5
March	166	151	48	-	8	3	9	33	-	-	10	1
April	128	125	30	-	2	2	4	29	-	1	16	1
May	152	147	34	-	10	2	2	32	-	1	18	3
June	162	160	44	-	14	1	3	35	-	2	10	-
Pre-trial Confinement												
July (1956)	427	377	33	-	13	6	5	150	-	4	13	2
August	409	357	41	-	6	2	5	139	-	3	12	3
September	421	348	29	-	11	6	6	122	-	3	4	9
October	404	335	40	-	9	3	5	126	-	1	5	3
November	416	352	34	-	14	4	4	121	-	2	7	2
December	428	356	41	-	17	3	3	90	-	1	5	4
January (1957)	477	408	66	-	12	3	4	118	-	3	15	3
February	462	382	29	-	5	7	4	123	-	1	13	2
March	433	358	41	-	9	6	5	108	-	2	10	7
April	445	360	33	-	15	4	9	93	-	2	10	7
May	450	377	36	-	8	6	4	91	-	2	8	5
June	476	394	36	-	6	6	3	112	-	2	2	11

ACTIVITIES DATA - FY 1957 (CONTINUED)

MATS	SAC	TAC	Total	AAC	OVERSEAS							ACTIVITY AND MONTH	
					AMC		CAI+C	PEAF	MATS	NEAC	16thAF		USAPE
					FEA	FPA							
<u>CORRECTIONS (Continued)</u>													
<u>AF Prisoners with Punitive Discharge or Dismissal</u>													
18	79	27	42	7	8	1	1	16	-	5	-	4	July (1956)
19	75	29	39	2	5	2	1	22	-	3	-	4	August
20	94	41	47	-	9	3	-	26	-	1	-	8	September
21	86	42	51	1	3	1	1	29	1	1	-	14	October
16	102	37	50	1	6	1	-	23	1	1	-	17	November
8	98	14	62	2	3	4	-	19	4	1	-	29	December
11	81	22	48	2	2	-2	-	19	3	4	-	16	January (1957)
8	88	30	40	4	8	1	-	12	3	4	-	8	February
12	101	49	34	2	4	4	-	10	2	-	-	12	March
17	96	48	36	2	2	1	-	10	6	-	-	15	April
13	91	40	31	2	1	2	-	18	-	-	-	8	May
13	91	33	25	-	1	1	-	13	-	-	-	10	June
<u>AF Prisoners Without Punitive Discharge:</u>													
<u>1 - 44 Days Confinement</u>													
27	239	41	211	22	25	9	-	78	4	7	-	66	July (1956)
21	219	46	222	19	26	9	2	84	1	11	-	70	August
25	209	37	178	8	16	9	2	67	4	10	-	62	September
27	246	30	193	19	21	8	1	70	3	6	-	65	October
23	241	37	184	17	7	11	5	56	1	12	-	75	November
9	160	27	135	8	1	4	1	43	1	3	-	74	December
29	242	45	196	17	17	16	1	68	1	8	-	68	January (1957)
18	181	43	162	25	6	7	1	46	3	6	-	68	February
23	210	60	196	23	10	11	1	60	2	2	-	87	March
15	229	44	167	17	6	10	3	68	2	-	-	61	April
18	220	51	182	19	3	5	1	60	3	-	-	91	May
18	211	38	177	17	9	9	1	68	2	-	-	71	June
<u>More than 44 Days Confinement</u>													
24	185	39	200	16	24	5	-	73	10	4	-	68	July (1956)
30	217	37	185	12	27	2	-	77	7	7	-	53	August
26	240	45	176	13	20	4	-	73	5	9	-	52	September
15	217	56	181	14	27	6	1	65	5	10	-	53	October
23	206	50	175	7	8	9	-	74	3	12	-	62	November
16	180	45	135	6	15	4	1	37	2	9	-	61	December
21	196	43	171	7	17	11	2	55	-	11	-	68	January (1957)
23	213	54	188	11	17	10	2	62	5	10	-	71	February
29	220	61	162	9	11	7	3	57	4	4	-	67	March
28	196	67	146	10	10	9	1	56	3	-	-	57	April
28	218	76	163	11	11	9	-	65	1	-	-	66	May
34	173	63	151	15	8	7	1	56	-	-	-	64	June
<u>AF Prisoners - Casuals</u>													
5	62	13	9	-	-	1	-	1	-	-	-	7	July (1956)
1	59	20	1	-	-	1	-	-	-	-	-	-	August
4	59	18	11	-	-	-	-	-	-	-	-	11	September
3	50	15	4	-	-	-	-	-	-	-	-	4	October
4	42	10	4	-	-	-	-	-	-	-	-	4	November
5	31	17	8	-	1	-	-	-	-	-	-	7	December
3	30	16	15	-	-	-	-	1	1	-	-	13	January (1957)
6	25	26	5	-	-	1	-	1	-	-	-	3	February
4	25	10	15	-	1	-	-	1	-	-	-	13	March
3	24	13	3	-	-	-	-	-	1	-	-	2	April
1	29	15	5	-	1	-	-	1	1	-	-	2	May
2	33	16	2	-	-	-	-	1	1	-	-	-	June
<u>Pre-trial Confinement</u>													
23	104	24	50	1	3	9	-	28	3	1	-	5	July (1956)
21	96	29	52	1	2	6	-	27	-	-	-	16	August
10	111	37	73	1	4	6	-	36	3	5	-	18	September
18	94	31	69	2	8	6	-	26	2	8	-	17	October
15	128	21	64	3	3	9	-	32	-	9	-	8	November
17	146	29	72	5	5	5	-	31	2	9	-	15	December
17	119	48	69	6	7	2	-	29	4	9	-	12	January (1957)
18	144	36	80	3	4	5	-	41	4	5	-	18	February
16	124	30	75	3	7	7	-	42	2	2	-	12	March
19	127	41	85	3	9	4	-	47	4	-	-	18	April
20	132	65	73	4	9	3	-	37	2	-	-	18	May
22	139	55	82	5	3	10	-	42	-	-	-	22	June

TABLE 266 -- PROVOST MARSHAL

ACTIVITY AND MONTH	TOTAL	CONTINENTAL U S										
		Total	ADC	AFFC	AMC	APGC	ARDC	ATC	3320th 3750th	AU	CONAC	HQ CMD
CORRECTIONS (Continued)												
Tried and Awaiting Approval												
of Convening Authority												
July (1956)	497	396	11	-	10	9	7	145	-	2	2	4
August	612	445	10	-	4	10	7	173	-	5	9	9
September	517	364	11	-	7	7	10	146	-	2	4	3
October	589	440	5	-	5	7	5	180	-	2	10	8
November	575	429	20	-	9	10	9	169	-	2	5	10
December	543	420	14	-	5	6	4	169	-	4	9	3
January (1957)	642	498	33	-	6	9	3	129	-	1	6	9
February	607	494	26	-	8	5	10	111	-	1	12	7
March	604	466	40	-	9	2	21	110	-	-	11	9
April	625	489	39	-	12	3	11	116	-	1	7	6
May	635	477	43	-	13	5	7	117	-	3	10	4
June	604	437	35	-	6	2	8	109	-	3	5	7
Other Service Casuals												
Confined in AF Facilities												
July (1956)	97	85	11	-	7	-	12	31	-	2	1	-
August	77	73	5	-	6	-	3	36	-	6	2	-
September	89	80	9	-	6	-	5	34	-	1	-	-
October	93	81	7	-	3	-	9	26	-	-	2	-
November	84	78	8	-	3	-	6	29	-	-	1	-
December	59	53	2	-	3	-	3	14	-	-	-	-
January (1957)	73	71	11	-	4	-	5	28	-	2	-	-
February	121	105	25	-	4	-	7	32	-	1	-	-
March	83	76	8	-	4	-	10	21	-	-	-	-
April	50	49	8	-	5	-	2	14	-	2	-	-
May	81	77	16	-	4	-	5	33	-	-	-	-
June	98	98	24	-	7	-	13	21	-	2	1	-
Other Service Prisoners other than Casuals												
Confined in AF Facilities												
July (1956)	85	40	3	-	5	-	-	2	-	-	-	-
August	77	34	3	-	4	-	-	-	-	-	-	-
September	84	46	1	-	5	-	-	1	-	-	-	-
October	57	21	3	-	2	-	1	-	-	-	-	-
November	65	29	-	-	1	-	1	2	-	-	-	-
December	52	5	-	-	1	-	-	1	-	-	-	-
January (1957)	81	26	-	-	1	-	-	2	-	-	-	-
February	56	17	-	-	2	-	-	1	-	-	-	-
March	80	23	-	-	1	-	-	1	-	-	1	-
April	80	23	2	-	1	-	-	2	-	-	1	-
May	80	24	1	-	3	-	2	-	-	-	-	-
June	52	17	-	-	4	-	2	-	-	-	-	-
Minimum Custody Prisoners												
July (1956)	1,319	1,090	64	-	20	11	5	359	311	2	16	9
August	1,321	1,109	59	-	16	9	5	349	321	3	20	17
September	1,290	1,104	63	-	19	7	5	326	320	1	20	15
October	1,348	1,176	63	-	13	5	4	349	337	1	17	19
November	1,248	1,082	55	-	12	8	5	319	290	1	27	16
December	1,079	951	60	-	7	7	7	258	288	-	11	14
January (1957)	1,189	1,042	72	-	2	7	3	299	252	-	59	10
February	1,200	1,055	90	-	9	7	4	273	259	2	58	10
March	1,271	1,110	86	-	10	6	10	261	280	2	56	19
April	1,227	1,053	82	-	18	7	8	200	266	1	68	15
May	1,242	1,090	73	-	11	5	12	211	296	2	61	14
June	1,203	1,038	69	-	12	7	3	232	283	2	36	17
Medium Custody Prisoners												
July (1956)	2,123	1,720	141	-	69	18	40	592	42	8	50	4
August	2,144	1,669	136	-	45	17	33	591	28	12	48	3
September	2,097	1,627	142	-	54	13	42	536	23	12	41	8
October	2,077	1,587	144	-	56	10	34	514	35	4	48	4
November	2,029	1,560	141	-	52	15	26	504	28	5	53	4
December	1,753	1,327	115	-	43	17	13	442	21	11	43	1
January (1957)	2,219	1,694	186	-	56	17	27	460	34	10	73	12
February	2,162	1,684	218	-	43	14	36	411	55	10	60	9
March	2,072	1,571	191	-	40	17	49	363	49	3	63	6
April	1,985	1,555	173	-	45	15	31	367	35	11	71	7
May	2,100	1,600	190	-	40	24	29	400	18	6	81	6
June	2,005	1,551	199	-	45	22	34	386	29	7	60	9

ACTIVITIES DATA - FY 1957 (CONTINUED)

MATS	SAC	TAC	OVERSEAS										ACTIVITY AND MONTH	
			Total	AAC	AMC		CA1rC	FEAF	MATS	NEAC	16thAF	USAPE		
					FEA	FPA								
<u>CORRECTIONS (Continued)</u>														
<u>Tried and Awaiting Approval</u>														
<u>of Convening Authority</u>														
												12	July (1956)	
24	140	42	101	5	19	18	-	39	-	8	-	12	August	
25	157	36	167	8	15	18	-	77	-	6	-	39	September	
26	115	33	153	7	15	17	1	74	7	8	-	24	October	
26	164	28	149	6	15	17	-	59	5	7	-	40	November	
17	146	32	146	7	22	14	2	52	6	5	-	38	December	
12	171	23	123	10	18	20	2	47	6	1	-	19	January (1957)	
9	240	53	144	18	15	17	1	52	9	-	-	32	February	
22	234	58	113	11	9	12	1	41	6	4	-	29	March	
14	203	47	138	10	9	12	1	48	10	9	-	39	April	
16	220	58	136	4	7	18	-	60	2	-	-	45	May	
22	209	44	158	11	8	14	-	71	2	-	-	52	June	
22	193	47	167	14	13	16	2	64	5	-	-	53		
<u>Other Service Casuals</u>														
<u>Confined in AF Facilities</u>														
													1	July (1956)
1	16	4	12	-	11	-	-	1	-	-	-	-	1	August
-	14	-	4	-	2	-	-	-	-	1	-	-	3	September
-	19	6	9	-	-	-	-	1	-	5	-	-	5	October
2	27	5	12	-	3	-	-	-	4	-	-	-	5	November
4	19	8	6	-	-	-	-	-	-	1	-	-	5	December
2	19	10	6	-	1	-	-	-	-	-	-	-	5	January (1957)
2	19	-	2	-	-	-	-	-	-	-	-	-	2	February
6	25	5	16	-	-	-	-	10	-	-	-	-	6	March
8	22	3	7	-	-	-	-	2	-	-	-	-	5	April
3	13	2	1	-	-	-	-	-	-	-	-	-	1	May
3	15	1	4	-	-	-	-	-	-	-	-	-	4	June
2	28	-	-	-	-	-	-	-	-	-	-	-	-	
<u>Other Service Prisoners</u>														
<u>other than Casuals</u>														
<u>Confined in AF Facilities</u>														
													7	July (1956)
7	22	1	45	16	-	-	-	16	2	11	-	-	7	August
4	23	-	43	10	-	-	-	16	5	5	-	-	5	September
8	31	-	38	5	-	-	-	14	7	7	-	-	3	October
3	12	-	36	7	-	-	-	14	4	8	-	-	5	November
7	18	-	36	5	-	-	-	16	4	3	-	-	8	December
3	-	-	47	10	-	-	-	13	7	5	-	-	12	January (1957)
9	14	-	55	10	4	-	-	16	10	6	-	-	9	February
4	10	-	39	3	3	-	-	3	6	12	-	-	12	March
8	12	-	57	7	6	-	-	15	3	11	-	-	15	April
6	11	-	57	17	9	-	-	14	7	-	-	-	10	May
1	17	-	56	12	10	-	-	20	7	-	-	-	7	June
4	7	-	35	20	1	-	-	6	3	-	-	-	5	
<u>Minimum Custody Prisoners</u>														
													82	July (1956)
34	184	75	229	19	52	3	1	56	6	10	-	-	76	August
48	191	71	212	11	37	6	2	69	6	5	-	-	45	September
37	205	86	186	11	27	5	2	82	7	7	-	-	54	October
38	241	89	172	7	28	4	4	62	5	10	-	-	69	November
37	235	77	166	5	9	4	7	60	2	10	-	-	55	December
25	214	60	128	8	10	6	4	39	4	2	-	-	58	January (1957)
41	224	73	147	11	12	7	4	41	9	5	-	-	51	February
32	222	89	145	10	9	6	4	51	7	7	-	-	71	March
45	244	91	161	15	10	10	5	40	7	3	-	-	69	April
36	248	104	174	16	14	10	4	51	10	-	-	-	61	May
47	262	96	152	12	12	8	1	57	1	-	-	-	77	June
43	243	91	165	10	10	9	4	53	2	-	-	-		
<u>Medium Custody Prisoners</u>														
													79	July (1956)
92	568	96	403	48	30	26	-	181	13	26	-	-	112	August
70	580	106	475	41	39	19	1	224	11	28	-	-	134	September
76	566	114	470	23	35	25	1	196	19	37	-	-	144	October
75	561	102	490	40	47	28	1	185	18	27	-	-	146	November
61	571	100	469	33	36	33	-	176	13	32	-	-	162	December
45	485	91	426	30	33	20	-	139	18	24	-	-	154	January (1957)
53	626	140	525	48	49	35	-	189	18	32	-	-	160	February
63	613	152	478	46	37	24	-	158	20	33	-	-	172	March
63	567	160	501	39	36	24	-	189	16	25	-	-	171	April
66	572	162	430	36	26	28	-	194	15	-	-	-	184	May
54	568	184	500	47	29	23	-	202	15	-	-	-	144	June
69	540	151	454	59	23	30	-	189	9	-	-	-		

TABLE 266 - PROVOST MARSHAL

ACTIVITY AND MONTH	TOTAL	CONTINENTAL U S										
		Total	ADC	AFFC	AMC	APGC	ARDC	ATC	3320th 3750th	AU	CONAC	HQ CMD
CORRECTIONS (Continued)												
Maximum Custody Prisoners												
July (1956)	330	289	6	-	5	7	1	63	75	8	6	-
August	323	297	7	-	4	4	-	52	101	15	1	-
September	362	333	8	-	3	11	-	47	126	7	1	-
October	319	287	9	-	6	6	-	50	90	7	7	-
November	327	296	6	-	10	7	1	44	95	4	4	-
December	297	263	7	-	14	6	2	38	69	2	3	-
January (1957)	319	292	14	-	9	6	4	35	107	4	1	-
February	344	324	21	-	6	10	5	44	124	6	2	-
March	320	298	5	-	10	9	2	38	111	1	1	-
April	314	287	9	-	14	6	4	42	101	3	-	-
May	290	269	1	-	9	6	1	32	100	1	1	-
June	299	279	8	-	15	4	1	30	110	4	-	-
Total Prisoners in AF												
Confinement Facilities												
July (1956)	3,772	3,099	211	-	94	36	46	1,014	428	18	72	13
August	3,788	3,075	202	-	65	30	38	992	450	30	69	20
September	3,762	3,064	213	-	76	31	47	909	469	20	62	23
October	3,743	3,049	216	-	74	21	38	913	462	12	72	23
November	3,604	2,938	202	-	74	30	32	867	413	10	84	20
December	3,129	2,541	182	-	64	30	22	738	378	13	57	15
January (1957)	3,727	3,028	272	-	67	30	34	794	393	14	133	22
February	3,706	3,063	329	-	58	31	45	728	438	18	120	19
March	3,663	2,979	282	-	60	32	61	662	440	6	120	25
April	3,526	2,895	264	-	77	28	43	609	402	15	139	22
May	3,656	2,959	264	-	60	35	42	643	414	9	143	20
June	3,531	2,867	276	-	72	33	38	647	422	13	96	26
AF Prisoners Confined in												
Other Service Confinement												
Facilities												
July (1956)	75	71	25	-	-	-	1	-	-	-	-	-
August	54	45	9	-	6	-	-	-	-	-	-	-
September	43	36	5	-	-	-	-	-	-	-	-	-
October	37	34	8	-	-	-	-	-	-	-	-	-
November	23	20	5	-	-	-	-	-	-	-	-	-
December	19	19	7	-	-	-	-	-	-	-	-	-
January (1957)	17	17	12	-	-	-	-	-	-	-	-	-
February	28	28	16	-	-	-	-	-	-	-	-	-
March	27	27	15	-	-	-	-	-	-	-	-	-
April	17	17	7	-	-	-	-	-	-	-	-	-
May	14	14	3	-	-	-	-	-	-	-	-	-
June	24	24	11	-	-	-	-	-	-	-	-	-
Total USAF Prisoners												
July (1956)	3,662	3,045	222	-	82	36	35	981	428	16	71	13
August	3,688	3,013	203	-	61	30	35	956	450	24	67	20
September	3,630	2,974	208	-	65	31	42	874	469	19	62	23
October	3,632	2,982	214	-	70	21	28	887	462	12	70	23
November	3,477	2,851	199	-	70	30	25	836	413	10	83	20
December	3,037	2,502	187	-	60	30	19	723	378	13	57	15
January (1957)	3,588	2,950	275	-	62	30	29	764	393	12	133	22
February	3,558	2,970	320	-	52	31	38	695	438	17	121	19
March	3,519	2,899	289	-	55	32	42	640	440	6	120	25
April	3,414	2,841	261	-	71	28	41	593	402	13	139	22
May	3,487	2,875	250	-	53	35	35	613	414	9	143	20
June	3,368	2,776	263	-	61	33	23	626	422	11	95	26

a/ The source of these data are reports forwarded to Hq USAF according to AFR 205-1. Includes those violations which occurred in Hq USAF and in other areas not listed.

Source: Plans and Analysis Group, The Provost Marshal, TIG, Headquarters, USAF

ACTIVITIES DATA - FY 1957 (CONTINUED)

MATS	SAC	TAC	OVERSEAS										ACTIVITY AND MONTH
			Total	AAC	AMC		CAL-C	FEAF	MATS	NEAC	16thAF	USAPE	
					FEA	FPA							
<u>CORRECTIONS (Continued)</u>													
<u>Maximum Custody Prisoners</u>													
3	95	20	41	-	8	14	-	15	-	-	-	4	July (1956)
3	89	21	26	-	1	13	-	10	-	-	-	2	August
6	107	17	29	-	2	9	-	13	-	1	-	4	September
2	94	16	32	2	2	6	-	16	-	3	-	3	October
11	96	18	31	2	2	7	-	17	-	1	-	2	November
2	106	14	34	3	1	11	-	12	-	2	-	5	December
7	91	14	27	1	1	6	-	10	1	1	-	7	January (1957)
10	85	11	20	1	1	6	-	7	-	1	-	4	February
6	106	9	22	-	2	7	-	6	-	-	-	7	March
5	96	7	27	1	3	4	-	10	-	-	-	9	April
5	101	12	21	1	2	2	-	13	-	-	-	3	May
5	92	10	20	2	2	4	-	8	-	-	-	4	June
<u>Total Prisoners in AF</u>													
<u>Confinement Facilities</u>													
129	847	191	673	67	90	43	1	252	19	36	-	165	July (1956)
121	860	198	713	52	77	38	3	303	17	33	-	190	August
119	878	217	698	34	77	39	3	291	26	45	-	183	September
115	896	207	694	49	77	38	3	263	23	40	-	201	October
109	902	195	666	40	47	44	7	253	15	43	-	217	November
72	805	165	588	41	44	37	4	190	22	28	-	222	December
101	941	227	699	60	62	48	4	240	28	38	-	219	January (1957)
105	920	252	643	57	47	36	4	216	27	41	-	215	February
114	917	260	684	54	48	41	5	235	23	28	-	250	March
107	916	273	631	53	43	42	4	255	25	-	-	209	April
106	931	292	697	60	43	33	1	272	16	-	-	272	May
117	875	252	664	71	35	43	4	250	11	-	-	250	June
<u>AF Prisoners Confined in</u>													
<u>Other Service Confinement</u>													
<u>Facilities</u>													
-	35	10	4	-	-	-	-	4	-	-	-	-	July (1956)
-	22	8	9	-	-	-	-	7	-	-	-	-	August
-	19	12	7	-	-	-	-	6	-	-	-	-	September
-	16	10	3	-	-	-	-	3	-	-	-	-	October
-	-	15	3	-	-	-	-	3	-	-	-	-	November
-	-	12	-	-	-	-	-	-	-	-	-	-	December
-	-	5	-	-	-	-	-	-	-	-	-	-	January (1957)
-	1	11	-	-	-	-	-	-	-	-	-	-	February
-	2	10	-	-	-	-	-	-	-	-	-	-	March
-	3	7	-	-	-	-	-	-	-	-	-	-	April
-	4	7	-	-	-	-	-	-	-	-	-	-	May
-	2	11	-	-	-	-	-	-	-	-	-	-	June
<u>Total USAF Prisoners</u>													
121	844	196	617	51	79	43	1	239	17	25	-	162	July (1956)
117	845	205	675	42	75	38	3	294	12	27	-	184	August
111	847	223	656	29	75	39	3	282	19	33	-	176	September
110	873	212	650	42	75	38	3	252	15	32	-	193	October
98	865	202	626	35	46	44	7	240	11	39	-	204	November
67	786	167	535	31	43	37	4	177	15	23	-	205	December
90	908	232	638	50	58	48	4	220	18	32	-	208	January (1957)
95	886	258	588	54	44	36	4	203	21	29	-	197	February
98	885	267	620	47	48	41	5	212	20	17	-	230	March
98	895	278	573	36	34	42	4	241	18	-	-	198	April
102	903	298	612	47	33	33	1	252	9	-	-	237	May
111	842	263	592	51	34	43	4	232	8	-	-	220	June



Components



PART XXI

Handwritten text on the right edge of the page, possibly a page number or reference mark.

COMPONENTS

DEFINITIONS

AF RESERVE

ACTIVE DUTY FOR TRAINING

Full-time duty with the active establishment for the purpose of training. All tours accomplished under the provisions of AFR 45-14 are included in this definition.

AIR FORCE RESERVE SPECIALIST TRAINING CENTER UNIT

A non-Table of Organization, composite type unit composed of persons who will be required in the event of full and/or partial mobilization, and who may possess either Ready Reserve or Standby Reserve status.

AIR FORCE RESERVE TRAINING CENTER

A Table of Distribution unit of the regular Air Force, comprising such equipment, facilities and permanent party personnel as are necessary to conduct the training and administration of the Reserve T/O&E units assigned to it and to conduct the administration of Reservists.

AERIAL PORT SQUADRONS (AP Sq)

T/O units whose personnel are trained in the functions carried on at air terminals and whose specialty is loading, unloading and dropping of supplies from aircraft.

AF RESERVE COMBAT SUPPORT TRAINING (AFRCST)

T/O units, such as Air Depot Wings, whose personnel are trained in logistical functions to the combat units.

AF RESERVE COMBAT TRAINING (AFRCT)

T/O units whose personnel are trained in direct combat and close supporting functions.

AIRWAYS AND AIR COMMUNICATIONS SQUADRON (AACS)

T/O units whose personnel are trained in communications with aircraft in flight as well as with airways stations for the purpose of safe movement of aircraft.

AIR RESERVE SQUADRONS (Air National Guard Nurse Training) (ARS (ANT))

Non-T/O units made up of nurses whose personnel are attached to, and train with, Air National Guard units.

AIR RESERVE SQUADRON (Navigational Training) (ARS (Nav))

Non-T/O units made up of navigators who train in navigational methods and procedures.

AIR RESERVE UNIT PERSONNEL (General Training) (ARU (Gen))

Those AF Reserve personnel, who are assigned to Non T/O AF Reserve units, and participate in individual general type training.

AIR RESERVE UNIT PERSONNEL (Specialized Training for Non-pay) (ARU (S-NP))

Those AF Reserve personnel, who are assigned to Non T/O AF Reserve Units and participate in individual specialized type training, but do not qualify for inactive duty training pay.

AIR RESERVE UNIT PERSONNEL (Specialized Training for Pay) (ARU (S-P))

Those AF Reserve personnel who are assigned to Non T/O AF Reserve units and participate in individual specialized type training and who qualify for inactive duty training pay.

AF RESERVE FLYING TRAINING (AFRFT)

T/O units whose personnel participate in training that would enable them to train pilots in case of mobilization (AFRFT was composed of six Pilot Training Wings until May 1955 at which time these wings were redesignated AF Reserve Combat Training Wings).

INACTIVE STATUS LIST RESERVE SECTION (ISLRS)

All personnel within the Standby Reserve of the Air Force Reserve who have completed their total obligated Reserve service as required by law, who are unable, or unwilling, to participate in prescribed training, who request such status and whose continued retention in the Air Force Reserve is determined to be in the best interest of the Air Force.

COMPONENTS (CONTINUED)

AF RESERVE (CONTINUED)

INELIGIBLE RESERVE SECTION (IRS)

Those personnel who by law have a reserve obligation but do not, and are not, required to participate in any kind of reserve training.

INACTIVE DUTY TRAINING

Training performed by members of the Air Force Reserve not on active duty. This inactive duty training includes training for pay and/or non-pay through participation in training periods and unit training assemblies or the performance of equivalent duties in place of attendance at a unit training assembly.

MOBILIZATION ASSIGNMENT RESERVE (MOAR)

An Air Force Reserve Officer or airman not on extended active duty who requires regular and frequent training to attain or retain proficiency in his mobilization position. Such persons possess Ready Reserve status and are eligible for inactive duty training pay and authorized active duty training.

MOBILIZATION DESIGNATION RESERVE (MDR)

An Air Force Reserve officer or airman not on extended active duty who, by virtue of previous military experience and/or the similarity of his civilian occupation to his duty AFSC, is capable of filling a mobilization position with a minimum of training. Such persons may possess Ready or Standby Reserve status. A mobilization designee is not eligible for inactive duty training pay, but is eligible for active duty training subject to the availability of funds.

NON-AFFILIATED RESERVE SECTION (NARS)

AF Reserve personnel who are not assigned to an AF Reserve unit and who do not have a mobilization assignment or mobilization designation position, but who are permitted to earn points by participating in certain kinds of training. (AFR 45-34)

PROGRAM ELEMENTS

Categories of assignments set up within the AF Reserve program to accomplish the different types of training necessary to fulfill the AF Reserve mission.

RESERVISTS IN PAY STATUS ASSIGNMENTS (Comparable to category designated Organized Air Reserve prior to January 1953)

All personnel of the Air Force Reserve who are physically and professionally qualified for active duty, who fulfill the age-in-grade requirements, availability requirements, and who are in the following types of assignments, comprise Pay Status Assignments; mobilization assignments; combat training centers; flying training centers; combat support training centers; and specialist training center units.

READY RESERVE (Established January 1953)

All Air Force Reserve Units and personnel who are liable for active duty either in time of war, national emergency declared by the President or the Congress, or as otherwise authorized by law. All members of the Ready Reserve are in active status.

REPLACEMENT TRAINING SQUADRONS (RT Sq)

Non-T/O units whose personnel are made up of those persons who possess a rated AFSC for which no vacancy exists in the parent reserve wing. These personnel participate in flying training.

RESERVISTS IN NON-PAY STATUS ASSIGNMENTS (Comparable to category designated Volunteer Air Reserve prior to January 1953)

All personnel of the Air Force Reserve who are physically and professionally qualified for active duty, but for whom no position vacancy exists in Pay Status Assignments, or who, for personal reasons, do not participate in the

COMPONENTS (CONTINUED)

AF RESERVE (CONTINUED)

Air Force reserve training program to the extent required for retention in Pay Status Assignments comprise Reservists in Non-Pay Status assignments. Except for the maximum age of 60, there are no age-in-grade or availability requirements for Reservists in Non-Pay Status Assignments.

RETIRED RESERVE (Comparable to category designated Honorary Air Reserve prior to January 1953)

All Air Force Reserve personnel whose service has been honorable and who have completed 20 years of satisfactory Federal service on active or inactive status or combination thereof in any component or components of the armed services, or who have reached the statutory age for retirement, and who have applied for and received transfer to the Reserve Retired List comprise the Retired Reserve.

STANDBY RESERVE (Established January 1954)

All Air Force Reserve units and personnel, who are liable for active duty in time of war or national emergency declared by the Congress or as may be otherwise authorized by law. All members of the Standby Reserve except those persons on the Inactive Status List Reserve Section and the Retired Reserve List, are in an active status.

TRAINING ATTACHMENT

The attachment, for training purposes only, of an Air Force Reserve officer or airman having a mobilization assignment or designation, to an appropriate unit or activity of the regular Air Force, Air Force Reserve, or the Air National Guard of the United States (subject to the approval of the Air National Guard of the United States unit commander concerned), other than the unit or activity with which mobilization position is held.

AIR NATIONAL GUARD

AIR NATIONAL GUARD STRENGTH

The assigned strength of Air National Guard Units not on Active Military Service. This strength may include Army personnel known as SCARWANG. However, no SCARWANG were included after 1 March 1956.

CURRENT AUTHORIZED STRENGTH (AIR NATIONAL GUARD)

The authorized strength which is applicable to Federally recognized Air National Guard Units as of the specified date. Such authorized strengths as are issued in appropriate Air Force table of organization with the current reduction in strength by the National Guard Bureau.

SCARWANG PERSONNEL (No SCARWANG included after 1 March 1956)

Special category Army type National Guard personnel who have or are awaiting Federal recognition and who are assigned to an Air National Guard Unit provided their assignment on "M" Day would be with the U S Air Force. These personnel are charged to the Air National Guard Troop ceiling.

TROOP PROGRAM - AIR NATIONAL GUARD

Authorized strength of all National Guard Units allotted to the States, Territories, and possessions as issued in appropriate Tables of Organization and Tables of Distribution currently augmented and/or reduced by the National Guard Bureau.

COMPONENTS (CONTINUED)

AF RESERVE (CONTINUED)

AIR FORCE RESERVE OFFICERS TRAINING CORPS (AF ROTC)

AFROTC STRENGTH

This is the inventory of all Air Force Reserve Officers' Training Corps (AFROTC) students in active participation of ROTC training, in conjunction with academic curriculum at civilian educational institutions.

CONDITIONAL ENROLLMENT

This type of enrollment is a tentative enrollment which will not become absolute unless and until the proper authority determines that the student concerned is fully qualified for formal enrollment in the advanced course of the Air Force ROTC.

ENROLLED STUDENTS

This group includes both conditionally and formally enrolled students.

FORMAL ENROLLMENT

This type of enrollment is an absolute advanced enrollment where a condition does not exist that would question a student's qualification for enrollment. Such enrollment entitles the student concerned to receive all benefits, financial and otherwise, provided by law and regulations. (Tables in this publication are based on this type of enrollment).

TABLE 267 - AF RESERVE STRENGTH ASSIGNED TO CONTINENTAL AIR COMMAND BY LOCATION - FY 1957

LOCATION	CONTINENTAL U S				
	Officer and Warrant Officer (30 Nov 1957)	Airman (31 Jan 1956)	Location	Officer and Warrant Officer (30 Nov 1957)	Airman (31 Jan 1956)
TOTAL	134,895	239,482	Montana	696	1,149
Alabama	1,970	4,422	Nebraska	1,075	2,036
Arizona	1,302	1,794	Nevada	299	423
Arkansas	967	2,299	New Hampshire	478	1,277
California	16,493	20,408	New Jersey	4,341	5,985
Colorado	2,361	2,562	New Mexico	1,036	1,161
Connecticut	1,959	2,908	New York	11,486	20,749
Delaware	311	527	North Carolina	2,415	5,041
Dist of Columbia	1,096	1,210	North Dakota	387	845
Florida	4,820	5,979	Ohio	6,781	13,121
Georgia	2,771	5,698	Oklahoma	2,406	3,386
Idaho	676	966	Oregon	1,719	2,615
Illinois	2,267	13,234	Pennsylvania	6,408	14,261
Indiana	2,966	7,627	Rhode Island	387	1,264
Iowa	2,013	3,472	South Carolina	1,453	3,101
Kansas	2,159	3,385	South Dakota	403	1,163
Kentucky	1,369	5,281	Tennessee	1,995	5,419
Louisiana	2,386	3,838	Texas	11,297	13,877
Maine	416	1,540	Utah	1,034	1,485
Maryland	2,323	3,229	Vermont	205	581
Massachusetts	3,492	8,823	Virginia	2,868	4,276
Michigan	4,763	10,127	Washington	2,921	3,669
Minnesota	2,333	4,634	West Virginia	782	3,389
Mississippi	1,233	2,299	Wisconsin	2,326	5,873
Missouri	2,902	6,737	Wyoming	349	337
OVERSEAS					
TOTAL	3,163	2,652	Iran	7	-
Alaska	206	141	Iraq	4	1
Argentina	7	1	Japan	29	10
Aruba	6	-	Lebanon	11	-
Australia	26	1	Liberia	4	-
Austria	5	1	Mexico	66	29
Brazil	28	2	Netherlands	16	2
Bermuda	4	1	Newfoundland	5	-
Canada	136	116	Nicaragua	4	2
Canal Zone	48	15	Panama	7	3
Chile	7	-	Peru	31	4
Colombia	26	3	Philippines	26	5
Cuba	26	2	Puerto Rico	98	506
Ecuador	5	-	Saudia Arabia	37	4
Egypt	15	1	Scotland	4	3
El Salvador	4	2	Spain	8	4
England	58	27	Sweden	5	3
Ethiopia	13	1	Switzerland	23	2
France	43	6	Thailand	7	-
Germany	30	16	Turkey	5	-
Guam	6	158	Union So Africa	7	-
Haiti	4	-	Venezuela	98	2
Hawaii	325	1,411	Virgin Island	7	7
Hong Kong	12	-	Other	1,586	154
India	11	-			
Indonesia	6	-			
Italy	16	6			

Source: Personnel Statistics Division, Directorate of Statistical Services, DCS/Comptroller.

TABLE 268 - SUMMARY - AF RESERVE MOBILIZATION ASSIGNEE AND MOBILIZATION DESIGNEE STRENGTHS-
25 JUN 1952 THROUGH 30 JUN 1956

DATE AND ASSIGNEE AND DESIGNEE	WORLDWIDE			CONTINENTAL US			OVERSEAS		
	Total	Officers	Airmen	Total	Officers	Airmen	Total	Officers	Airmen
<u>25 June 1952</u>									
Mobilization Assignee	3,352	2,568	784	3,228	2,466	762	124	102	22
Mobilization Designee	2,815	2,568	247	a/	a/	a/	a/	a/	a/
<u>25 June 1953</u>									
Mobilization Assignee	2,974	2,701	273	2,863	2,605	258	111	96	15
Mobilization Designee	2,617	2,450	167	2,548	2,391	157	69	59	10
<u>25 June 1954</u>									
Mobilization Assignee	4,026	3,776	250	3,881	3,641	240	145	135	10
Mobilization Designee	2,866	2,781	85	2,765	2,699	66	101	82	19
<u>25 June 1955</u>									
Mobilization Assignee	5,207	4,802	405	4,985	4,604	381	222	198	24
Mobilization Designee	2,991	2,901	90	2,875	2,795	80	116	106	10
<u>30 June 1956</u>									
Mobilization Assignee	5,366	4,976	390	5,147	4,796	351	219	180	39
Mobilization Designee	2,300	2,226	74	2,183	2,115	68	117	111	6

a/ "Breakout" not available

Source: Personnel Statistics Division, Directorate of Statistical Services, DCS/Comptroller

TABLE 269 - AF RESERVE STRENGTH BY GRADE, BY PAY STATUS, BY PROGRAM ELEMENT
FY 1957

(Table below includes 256 and 257, FY 1956).

PROGRAM ELEMENT	TOTAL	GEN- ERAL	COL- ONEL	LIEU- TENANT COLONEL	MAJOR	CAP- TAIN	FIRST LIEU- TENANT	SECOND LIEU- TENANT	WARRANT OFFICER
30 SEPTEMBER 1956									
<u>OFFICER - TOTAL a/</u>	<u>146,909</u>	<u>41</u>	<u>1,745</u>	<u>10,374</u>	<u>19,578</u>	<u>40,714</u>	<u>54,222</u>	<u>18,973</u>	<u>1,262</u>
<u>OFFICER IN PAY STATUS ASSIGNMENT - TOTAL</u>	<u>36,497</u>	<u>31</u>	<u>1,002</u>	<u>5,086</u>	<u>7,742</u>	<u>13,568</u>	<u>8,413</u>	<u>644</u>	<u>11</u>
Air Force Reserve Combat Training	4,515	4	75	265	626	2,015	1,363	163	4
Air Depot Wings	309	-	9	32	68	112	85	3	-
Airways and Air Communications Sqdns	122	-	-	2	21	53	41	5	-
Aerial Port Squadrons	57	-	-	5	14	15	19	4	-
Air Rescue Squadrons	7	-	-	-	1	1	3	2	-
Personnel Processing Units	73	-	1	7	12	21	32	-	-
Air Reserve Squadrons (ANG Nurse Training)	64	-	-	-	2	17	33	12	-
Air Reserve Squadron (Navigation Training)	1,341	-	-	25	235	649	374	58	-
Air Reserve Squadron (Censorship Training)	150	-	9	30	44	54	13	-	-
MOARS (Selective Service)	154	-	15	67	44	25	3	-	-
MOARS (OJT-On Flying Status)	1,529	9	62	220	382	672	175	9	-
MOARS (OJT-Not on Flying Status)	3,038	8	260	731	702	602	661	73	1
MOARS (OJT-Active Duty Pay Only)	1,736	10	184	334	382	357	435	34	-
Specialized Training	20,823	-	333	2,943	4,636	8,071	4,606	229	5
MOARS (General Tng-Active Duty Pay Only)	2,579	-	54	425	573	904	570	52	1
<u>OFFICER IN NON PAY STATUS ASSIGNMENT - TOTAL</u>	<u>110,412</u>	<u>10</u>	<u>743</u>	<u>5,288</u>	<u>11,836</u>	<u>27,146</u>	<u>45,809</u>	<u>18,329</u>	<u>1,251</u>
Air Reserve Unit (General Training)	24,665	-	201	2,415	4,373	8,025	8,136	1,470	45
Non-Affiliated Reserve Section	68,559	-	381	2,141	5,736	14,881	30,773	13,454	1,193
Inactive Status List Reserve Section	15,475	10	159	679	1,642	4,035	5,842	3,095	13
Ineligible Reserve Section	1,690	-	2	53	85	205	1,055	290	-
Selective Assignees(Assigned to AFRES Units)	10	-	-	-	-	-	-	10	-
Selective Assignees(Assigned to ANG Units)	13	-	-	-	-	-	3	10	-
<u>RESERVE RETIRED LIST - TOTAL a/</u>	<u>5,598</u>	<u>20</u>	<u>713</u>	<u>1,152</u>	<u>1,108</u>	<u>1,146</u>	<u>1,049</u>	<u>399</u>	<u>11</u>
31 DECEMBER 1956									
<u>OFFICER - TOTAL a/</u>	<u>140,276</u>	<u>40</u>	<u>1,710</u>	<u>9,897</u>	<u>18,249</u>	<u>38,686</u>	<u>53,249</u>	<u>17,270</u>	<u>1,175</u>
<u>OFFICER IN PAY STATUS ASSIGNMENT - TOTAL</u>	<u>33,279</u>	<u>29</u>	<u>969</u>	<u>4,526</u>	<u>7,034</u>	<u>12,450</u>	<u>7,743</u>	<u>515</u>	<u>13</u>
Air Force Reserve Combat Training	4,544	4	80	246	603	1,987	1,447	169	8
Airways and Air Communications Sqdns	128	-	-	1	17	53	51	6	-
Aerial Port Squadrons	60	-	-	5	12	17	25	1	-
Air Rescue Squadrons	51	-	-	1	3	22	22	3	-
Personnel Processing Units	102	-	2	8	15	33	42	2	-
Air Reserve Sqdns (ANG Nurse Training)	64	-	-	-	1	17	36	10	-
Air Reserve Sqdns (Navigation Training)	1,452	-	-	18	249	677	440	68	-
Air Reserve Sqdns (Censorship Training)	145	-	8	29	42	54	12	-	-
MOARS (Selective Service)	161	-	17	64	45	30	5	-	-
MOARS (OJT On Flying Status)	1,661	9	72	219	401	749	202	9	-
MOARS (OJT Not on Flying Status)	3,305	8	297	740	751	685	750	73	1
MOARS (OJT Active Duty Pay Only)	1,534	8	165	273	343	307	407	31	-
Specialized Training	17,838	-	291	2,559	4,056	7,026	3,777	126	3
MOARS (General Tng-Active Duty Pay Only)	2,234	-	37	363	496	793	527	17	1
<u>OFFICER IN NON PAY STATUS ASSIGNMENT - TOTAL</u>	<u>106,997</u>	<u>11</u>	<u>741</u>	<u>5,371</u>	<u>11,215</u>	<u>26,236</u>	<u>45,506</u>	<u>16,755</u>	<u>1,162</u>
Air Reserve Unit (General Training)	24,982	-	217	2,514	4,444	8,104	8,275	1,397	31
Non-Affiliated Reserve Section	54,030	-	214	1,281	3,665	9,961	27,571	10,221	1,117
Inactive Status List Reserve Section	24,464	11	308	1,523	3,029	7,990	7,937	3,652	14
Ineligible Status List Reserve Section	3,493	-	2	53	77	181	1,712	1,468	-
Selective Assignees(Assigned to AFRES Units)	8	-	-	-	-	-	2	6	-
Selective Assignees(Assigned to ANG Units)	20	-	-	-	-	-	9	11	-
<u>RESERVE RETIRED LIST - TOTAL a/</u>	<u>5,935</u>	<u>20</u>	<u>748</u>	<u>1,225</u>	<u>1,239</u>	<u>1,201</u>	<u>1,087</u>	<u>402</u>	<u>13</u>

TABLE 269- AF RESERVE STRENGTH BY GRADE, BY PAY STATUS, BY PROGRAM ELEMENT
FY 1957 (CONTINUED)

PROGRAM ELEMENT	TOTAL	GEN- ERAL	COL- ONEL	LIEU- TENANT COLONEL	MAJOR	CAP- TAIN	FIRST LIEU- TENANT	SECOND LIEU- TENANT	WARRANT OFFICER
31 MARCH 1957									
<u>OFFICER - TOTAL a/</u>	139,922	38	1,737	9,883	18,410	38,549	56,074	14,147	1,154
<u>OFFICERS IN PAY STATUS ASSIGNMENT - TOTAL</u>	34,537	26	998	4,506	7,165	12,735	8,627	467	13
Air Force Reserve Combat Training	4,640	4	75	242	635	1,996	1,555	125	8
Airways and Air Communications Squadrons	126	-	-	2	16	56	49	3	-
Aerial Port Squadrons	62	-	-	6	11	20	25	-	-
Air Rescue Squadrons	57	-	-	2	3	24	26	2	-
Personnel Processing Units	115	-	2	8	14	37	51	3	-
Air Reserve Squadrons (ANG Nurse Training)	54	-	-	-	-	12	36	6	-
Air Reserve Squadrons (Navigational Training)	1,456	-	-	19	263	690	451	33	-
Air Reserve Squadrons (Censorship Training)	143	-	8	29	40	52	14	-	-
MOARS (Selective Service)	170	-	17	63	47	40	3	-	-
MOARS (OJT On Flying Status)	1,652	12	74	222	412	730	195	7	-
MOARS (OJT Not On Flying Status)	3,486	4	318	756	777	787	788	55	1
MOARS (OJT Active Duty Pay Only)	1,452	6	154	253	336	297	382	24	-
Specialized Training	19,354	-	321	2,587	4,193	7,382	4,664	204	3
MOARS (General Training-Active Duty Pay Only)	1,770	-	29	317	418	612	388	5	1
<u>OFFICERS IN NON PAY STATUS ASSIGNMENT - TOTAL</u>	105,455	12	739	5,377	11,245	25,814	47,447	13,680	1,141
General Training	22,345	-	209	2,519	4,371	7,311	7,093	819	23
Non-Affiliated Reserve Section	52,350	-	218	1,264	3,843	10,278	28,241	7,407	1,099
Inactive Status List Reserve Section	24,743	12	310	1,554	2,959	7,933	8,430	3,526	19
Ineligible Status List Reserve Section	5,929	-	2	40	72	292	3,632	1,891	-
Selective Assignees (Assigned to AFRES Units)	62	-	-	-	-	-	35	27	-
Selective Assignees (Assigned to ANG Units)	26	-	-	-	-	-	16	10	-
<u>RESERVE RETIRED LIST - TOTAL a/</u>	6,125	22	774	1,274	1,297	1,242	1,098	404	14
30 JUNE 1957									
<u>OFFICER - TOTAL a/</u>	137,815	38	1,792	9,927	18,630	38,653	57,720	10,188	867
<u>OFFICERS IN PAY STATUS ASSIGNMENT - TOTAL</u>	36,740	26	1,071	4,618	7,421	13,332	9,732	524	16
Air Force Reserve Combat Training	4,648	4	85	223	623	2,035	1,543	126	9
Airways and Air Communications Squadrons	142	-	-	2	16	69	50	5	-
Aerial Port Squadrons	62	-	-	6	11	22	22	1	-
Medical Units	161	-	6	26	19	56	50	4	-
Air Rescue Squadrons	62	-	-	1	5	22	33	1	-
Personnel Processing Units	81	-	3	6	13	25	34	-	-
Air Reserve Squadrons (Censorship Training)	150	-	8	30	38	57	17	-	-
Air Terminal Squadrons	43	-	-	-	1	15	25	2	-
Air Reserve Squadrons (ANG Nurse Training)	-	-	-	-	-	-	-	-	-
Air Reserve Squadrons (Navigational Training)	1,370	-	-	11	202	681	459	17	-
MOARS (Selective Service)	178	-	28	51	46	48	5	-	-
MOARS (OJT On Flying Status)	1,411	8	61	189	358	615	175	5	-
MOARS (OJT Not On Flying Status)	4,064	8	352	857	921	1,002	850	73	1
MOARS (OJT Active Duty Pay Only)	1,515	6	160	252	348	338	375	36	-
MOARS Specialized Training (Part II Rqr)	5,014	-	56	415	887	1,797	1,795	64	-
MOARS General Training (Part II Rqr)	477	-	5	38	57	141	222	14	-
MOARS Specialized Training (Part III Rqr)	6,755	-	23	643	1,398	2,360	2,236	93	2
MOARS General Training (Part III Rqr)	703	-	4	43	100	186	338	31	1
Specialized Training Other	8,618	-	261	1,590	2,103	3,413	1,210	39	2
General Training Other	1,286	-	19	235	275	450	293	13	1
<u>OFFICERS IN NON PAY STATUS ASSIGNMENT - TOTAL</u>	101,075	12	721	5,309	11,209	25,321	47,988	9,664	851
Air Reserve Unit (General Training)	19,857	-	201	2,418	4,197	6,762	5,753	513	13
Non-Affiliated Reserve Section	50,582	-	218	1,375	4,158	10,712	29,793	3,515	811
Selective Assignees Assigned to Air Res Units	79	-	-	-	-	-	52	27	-
Selective Assignees Assigned to ANG	38	-	-	-	-	-	29	9	-
Selective Assignee MOARS MAC (Part I Rqr)	1	-	-	-	-	1	-	-	-
Selective Assignee MAC (Part II Rqr)	49	-	-	-	-	-	4	45	-
Ineligible Reserve Section	6,432	-	1	34	73	274	3,626	2,424	-
Inactive Status List Reserve Section	24,037	12	301	1,482	2,781	7,572	8,731	3,131	27
<u>RESERVE RETIRED LIST - TOTAL a/</u>	6,306	22	792	1,340	1,343	1,278	1,109	404	18

TABLE 269- AF RESERVE STRENGTH BY GRADE, BY PAY STATUS, BY PROGRAM ELEMENT
FY 1957 (CONTINUED)

PROGRAM ELEMENT	TOTAL	MASTER SERGEANT	TECHNICAL SERGEANT	STAFF SERGEANT	AIRMAN FIRST CLASS	AIRMAN SECOND CLASS	AIRMAN THIRD CLASS	AIRMAN BASIC
30 SEPTEMBER 1956								
<u>AIRMAN - TOTAL a/</u>	<u>218,429</u>	<u>6,133</u>	<u>6,036</u>	<u>47,613</u>	<u>87,273</u>	<u>39,520</u>	<u>23,302</u>	<u>8,592</u>
<u>AIRMAN IN PAY STATUS ASSIGNMENT - TOTAL</u>	<u>26,124</u>	<u>2,237</u>	<u>3,584</u>	<u>8,714</u>	<u>5,918</u>	<u>1,964</u>	<u>3,518</u>	<u>189</u>
Air Force Reserve Combat Training	14,079	1,005	1,615	4,015	2,872	1,389	3,025	158
Air Depot Wings	566	48	68	154	93	44	150	9
Airways and Air Communication Squadrons	551	26	64	260	138	39	23	1
Aerial Port Squadrons	545	21	31	109	115	82	185	2
Air Rescue Squadrons	28	2	4	11	8	2	-	1
Personnel Processing Units	244	20	31	78	48	27	39	1
MOARS (OJT on Flying Status)	424	52	58	154	112	41	7	-
MOARS (OJT Active Duty Pay Only)	42	9	11	11	7	1	3	-
Specialized Training	9,326	986	1,630	3,821	2,492	301	79	17
MOARS General Training Active Duty Pay Only	319	68	72	101	33	38	7	-
<u>AIRMAN IN NON-PAY STATUS ASSIGNMENT - TOTAL</u>	<u>192,305</u>	<u>3,896</u>	<u>2,452</u>	<u>38,899</u>	<u>81,355</u>	<u>37,556</u>	<u>19,784</u>	<u>8,363</u>
General Training	4,106	237	374	1,191	1,101	719	414	70
Non-Affiliated Reserve Section	159,883	625	1,412	32,987	68,167	31,191	17,638	7,863
Inactive Status List Reserve Section	4,255	2,997	594	409	221	13	9	12
Ineligible Reserve Section (other)	6,623	37	60	920	2,434	1,636	1,147	389
Selective Assignees (Asgd to AF Res Units)	15,400	-	11	2,862	8,260	3,709	531	27
Selective Assignees (Asgd to MOARS of MAC)	20	-	-	19	1	-	-	-
Selective Assignees (Asgd to ANG Units)	2,018	-	1	511	1,171	288	45	2
<u>RESERVE RETIRED LIST - TOTAL a/</u>	<u>164</u>	<u>65</u>	<u>20</u>	<u>35</u>	<u>20</u>	<u>15</u>	<u>6</u>	<u>3</u>
31 DECEMBER 1956								
<u>AIRMAN - TOTAL a/</u>	<u>243,430</u>	<u>6,192</u>	<u>6,361</u>	<u>52,204</u>	<u>98,572</u>	<u>44,338</u>	<u>26,122</u>	<u>9,641</u>
<u>AIRMAN IN PAY STATUS ASSIGNMENT - TOTAL</u>	<u>27,118</u>	<u>2,352</u>	<u>3,877</u>	<u>9,254</u>	<u>6,258</u>	<u>2,175</u>	<u>3,010</u>	<u>192</u>
Air Force Reserve Combat Training	14,275	1,074	1,704	4,195	2,969	1,547	2,663	123
Airways and Air Communications Squadrons	578	27	66	266	154	41	22	2
Aerial Port Squadrons	551	26	38	115	112	96	161	3
Air Rescue Squadrons	116	15	17	44	25	6	8	1
Personnel Processing Units	298	25	40	92	62	32	46	1
MOARS (OJT on Flying Status)	519	61	77	201	121	38	8	13
MOARS (OJT on Active Duty Pay Only)	46	7	14	12	8	3	2	-
Specialized Training	10,465	1,066	1,866	4,263	2,774	387	96	13
MOARS General Training Active Duty Pay Only	234	51	55	66	33	25	4	-
MOARS (Sec 262 Enlistee - AD Trainee)	36	-	-	-	-	-	-	36
<u>AIRMAN IN NON-PAY STATUS ASSIGNMENT - TOTAL</u>	<u>216,812</u>	<u>3,840</u>	<u>2,484</u>	<u>42,950</u>	<u>92,314</u>	<u>42,163</u>	<u>23,112</u>	<u>9,449</u>
MOARS (Sec 262 Enlistee - Critical Skill)	15	-	-	-	-	-	-	15
MOARS (Sec 262 Enlistee - Delay)	235	-	-	-	-	-	-	235
General Training	4,091	230	385	1,214	1,187	681	347	47
Non-Affiliated Reserve Section	152,446	631	1,437	31,125	64,270	29,918	17,392	7,673
Inactive Status List Reserve Section	4,368	2,953	601	465	181	78	44	46
Ineligible Reserve Section (Other)	37,999	26	49	6,786	17,555	7,471	4,715	1,397
Selective Assignees (Asgd to AF Res Units)	14,515	-	10	2,691	7,677	3,545	559	33
Selective Assignees (Asgd to MOARS of MAC)	190	-	1	93	87	8	1	-
Selective Assignees (Asgd to ANG Units)	2,453	-	1	576	1,357	462	54	3
<u>RESERVE RETIRED LIST - TOTAL a/</u>	<u>176</u>	<u>69</u>	<u>20</u>	<u>38</u>	<u>21</u>	<u>16</u>	<u>2</u>	<u>3</u>

TABLE 269- AF RESERVE STRENGTH BY GRADE, BY PAY STATUS, BY PROGRAM ELEMENT
FY 1957 (CONTINUED)

PROGRAM ELEMENT	TOTAL	MASTER SERGEANT	TECHNICAL SERGEANT	STAFF SERGEANT	AIRMAN FIRST CLASS	AIRMAN SECOND CLASS	AIRMAN THIRD CLASS	AIRMAN BASIC
31 MARCH 1957								
<u>AIRMAN - TOTAL a/</u>	<u>261,104</u>	<u>6,211</u>	<u>6,614</u>	<u>56,311</u>	<u>107,215</u>	<u>47,198</u>	<u>26,469</u>	<u>11,086</u>
<u>AIRMAN IN PAY STATUS ASSIGNMENT - TOTAL</u>	<u>28,692</u>	<u>2,442</u>	<u>4,040</u>	<u>2,965</u>	<u>6,742</u>	<u>2,383</u>	<u>2,590</u>	<u>490</u>
Air Force Reserve Combat Training	14,275	1,121	1,741	4,399	3,032	1,616	2,260	106
Airways and Air Communications Squadrons	615	29	84	274	167	45	14	2
Aerial Port Squadrons	545	24	36	129	121	120	113	2
Air Reserve Squadrons	152	17	25	61	31	9	8	1
Personnel Processing Units	319	29	42	110	74	26	37	1
Air Reserve Squadrons (Censorship)	1	-	-	-	1	-	-	-
MOARS (OJT on Flying Status)	552	61	96	212	133	31	6	13
MOARS (OJT Active Duty Pay Only)	43	8	9	12	9	3	2	-
Specialized Training	11,606	1,113	1,961	4,722	3,153	522	121	14
MOARS General Training Active Duty Pay Only	166	40	46	46	21	11	2	-
MOARS (Sec 262 Enlistee - AD Trainee)	378	-	-	-	-	-	27	351
<u>AIRMAN IN NON-PAY STATUS ASSIGNMENT - TOTAL</u>	<u>232,452</u>	<u>3,769</u>	<u>2,574</u>	<u>46,346</u>	<u>100,473</u>	<u>44,815</u>	<u>23,879</u>	<u>10,596</u>
MOARS (Sec 262 Enlistee - Delay)	1,224	-	-	-	-	-	5	1,219
General Training	3,454	236	342	1,002	985	577	273	39
Non-Affiliated Reserve Section	114,078	570	1,375	22,402	46,525	22,398	14,106	6,702
Inactive Status List Reserve Section	19,258	2,928	750	3,318	5,699	3,737	2,082	744
Ineligible Reserve Section (Other)	74,959	35	95	15,775	37,073	13,467	6,667	1,847
Selective Assignees (Asgd to AF Res Units)	16,860	-	10	3,208	8,760	4,154	685	43
Selective Assignees (Asgd to MOARS of MAC)	194	-	1	94	88	9	2	-
Selective Assignees (Asgd to ANG Units)	2,425	-	1	547	1,343	473	59	2
<u>RESERVE RETIRED LIST - TOTAL a/</u>	<u>210</u>	<u>89</u>	<u>22</u>	<u>43</u>	<u>24</u>	<u>19</u>	<u>10</u>	<u>3</u>
30 JUNE 1957								
<u>AIRMAN - TOTAL a/</u>	<u>284,083</u>	<u>6,298</u>	<u>6,668</u>	<u>62,663</u>	<u>119,016</u>	<u>49,463</u>	<u>27,002</u>	<u>12,973</u>
<u>AIRMAN IN PAY STATUS ASSIGNMENT - TOTAL</u>	<u>31,495</u>	<u>2,474</u>	<u>4,157</u>	<u>10,593</u>	<u>7,392</u>	<u>2,880</u>	<u>2,563</u>	<u>1,436</u>
Air Force Reserve Combat Training	14,275	1,155	1,790	4,576	3,005	1,813	1,832	104
Airways and Air Communications Squadrons	627	32	89	284	163	46	12	1
Aerial Port Squadrons	559	27	32	142	140	128	89	1
Medical Units	160	6	23	30	50	18	28	5
Air Rescue Squadrons	147	15	24	61	27	14	6	-
Personnel Processing Units	250	24	33	83	50	27	31	2
Air Reserve Squadrons (Censorship)	1	-	-	-	-	-	-	-
Air Terminal Squadrons	90	4	16	34	25	7	4	-
MOARS (OJT on Flying Status)	554	56	76	199	158	46	5	14
MOARS (OJT Active Duty Pay Only)	39	7	6	14	9	2	1	-
MOARS Specialized Training (Part II Rqr)	8,022	682	1,341	3,105	2,440	405	41	8
MOARS General Training (Part II Rqr)	472	41	64	135	150	71	11	-
MOARS Specialized Training (Part III Rqr)	2,787	239	409	1,204	691	166	73	5
MOARS General Training (Part III Rqr)	273	6	28	103	58	46	30	2
Specialized Training - Other	1,446	167	209	583	382	72	30	3
General Training (Active Duty Pay Only) Other	137	13	17	40	43	15	9	-
Six Months AD Res (AD Trainee)	1,656	-	-	-	-	4	361	1,291
<u>AIRMAN IN NON-PAY STATUS ASSIGNMENT - TOTAL</u>	<u>252,588</u>	<u>3,824</u>	<u>2,511</u>	<u>52,070</u>	<u>111,624</u>	<u>46,583</u>	<u>24,439</u>	<u>11,537</u>
General Training	2,466	193	276	707	665	352	219	54
Non-Affiliated Reserve Section	6,872	282	602	2,011	1,792	960	945	280
Selective Assignee AF Reserve Units	17,607	-	10	3,353	9,031	4,421	744	48
Selective Assignee ANG Units	2,125	-	1	468	1,175	426	53	2
Selective Assignee MOARS of MAC (Pt I Rqr)	3,912	-	3	1,268	2,285	341	14	1
Ineligible Reserve Section (Other)	113,919	28	102	27,570	59,445	17,539	7,163	2,072
Inactive Status List Reserve Section	103,547	3,321	1,517	16,693	37,231	22,544	15,290	6,951
Six Month AD Reservist (Delayed)	2,140	-	-	-	-	-	11	2,129
<u>RESERVE RETIRED LIST - TOTAL a/</u>	<u>212</u>	<u>89</u>	<u>22</u>	<u>43</u>	<u>25</u>	<u>19</u>	<u>11</u>	<u>3</u>

a/ The Reserve Retired List not included in Pay Status or Non Pay Status assignment totals.

Source: Personnel Statistics Division, Directorate of Statistical Services, DCS/Comptroller.

TABLE 270 - SUMMARY - AF RESERVES IN PAY STATUS AND NON-PAY STATUS ASSIGNMENTS BY GRADE - JUN 1953 THROUGH JUN 1956

Date and Type of Assignment	Total		General		Colonel		Lieutenant Colonel		Major		Captain		First Lieutenant		Second Lieutenant		Warrant Officer	
	Ready	Stand-by	Ready	Stand-by	Ready	Stand-by	Ready	Stand-by	Ready	Stand-by	Ready	Stand-by	Ready	Stand-by	Ready	Stand-by	Ready	Stand-by
<u>As of 25 June 1953 - TOTAL</u>	143,814	16,770	33	-	1,567	211	5,424	896	13,232	2,435	34,263	5,121	51,100	5,651	38,195	2,456	-	-
In Pay Status Asgmt - Total . .	7,519	82	22	-	323	2	666	3	1,220	21	2,141	33	2,125	22	1,022	1	-	-
In Non-Pay Status Asgmt - Total	136,295	16,688	11	-	1,244	209	4,758	893	12,012	2,414	32,122	5,088	48,975	5,629	37,173	2,455	-	-
Reserve Retired List - Total a/	3,061				154		356		451		774	918		394				
<u>As of 25 June 1954 - TOTAL</u>	139,647	27,533	35	9	1,491	369	5,023	1,588	12,468	4,319	31,917	9,025	48,159	9,374	39,260	2,845	1,294	4
In Pay Status Asgmt - Total . .	10,424	2,619	22	3	402	47	895	144	1,681	400	3,073	919	3,058	924	1,293	181	-	1
In Non-Pay Status Asgmt - Total	129,223	24,914	13	6	1,089	322	4,128	1,444	10,787	3,919	28,844	8,106	45,101	8,450	37,967	2,664	1,294	3
Reserve Retired List - Total . .	3,061		8		217		427		474		728	831		349				
<u>As of 25 June 1955 - TOTAL</u>	79,830	68,032	26	16	1,136	701	3,373	3,213	7,493	8,370	17,209	20,379	22,791	24,521	26,456	10,805	1,346	27
In Pay Status Asgmt - Total . .	21,687	10,522	19	3	621	164	1,634	787	3,387	1,943	6,754	4,289	6,418	2,863	2,846	473	8	-
In Non-Pay Status Asgmt - Total	58,143	57,510	7	13	515	537	1,739	2,426	4,106	6,427	10,455	16,090	16,373	21,658	23,610	10,332	1,338	27
Reserve Retired List - Total . .	3,987		12		466		696		677		891	912		373				
<u>As of 30 June 1956 - TOTAL</u>	369,329	201,406	113	60	4,981	2,104	21,707	13,013	42,132	28,781	90,821	65,913	123,377	64,502	81,241	26,689	4,957	243
In Pay Status Asgmt - Total . .	108,733	19,996	84	8	2,747	303	13,807	2,208	20,812	4,320	40,509	8,798	27,290	3,877	5,350	479	34	3
In Non-Pay Status Asgmt - Total	260,596	181,410	29	52	2,234	1,801	9,900	10,805	21,320	24,461	50,212	57,115	96,087	60,625	75,891	26,210	4,923	340
Reserve Retired List - Total . .	20,349		68		2,534		4,095		3,867		4,204	4,024		1,555			12	
<u>As of 30 June 1957 - TOTAL</u>																		
In Pay Status Asgmt - Total . .																		
In Non-Pay Status Asgmt - Total																		
Reserve Retired List - Total . .																		
<u>As of 30 June 1958 - TOTAL</u>																		
In Pay Status Asgmt - Total . .																		
In Non-Pay Status Asgmt - Total																		
Reserve Retired List - Total . .																		
<u>As of 30 June 1959 - TOTAL</u>																		
In Pay Status Asgmt - Total . .																		
In Non-Pay Status Asgmt - Total																		
Reserve Retired List - Total . .																		
<u>As of 30 June 1960 - TOTAL</u>																		
In Pay Status Asgmt - Total . .																		
In Non-Pay Status Asgmt - Total																		
Reserve Retired List - Total . .																		
<u>As of 30 June 1961 - TOTAL</u>																		
In Pay Status Asgmt - Total . .																		
In Non-Pay Status Asgmt - Total																		
Reserve Retired List - Total . .																		

TABLE 270 - SUMMARY - AF RESERVES IN PAY STATUS AND NON-PAY STATUS ASSIGNMENTS BY GRADE - JUN 1953 THROUGH JUN 1956 (CONTINUED)

Date and Type of Assignment	Total		Master Sergeant		Technical Sergeant		Staff Sergeant		Airman First Class		Airman Second Class		Airman Third Class		Airman Basic	
	Ready	Stand-by	Ready	Stand-by	Ready	Stand-by	Ready	Stand-by	Ready	Stand-by	Ready	Stand-by	Ready	Stand-by	Ready	Stand-by
As of 25 June 1953 - TOTAL	75,408	1,508	3,730	260	6,561	249	17,403	359	18,405	308	14,880	205	9,857	83	4,572	45
In Pay Status Assignment - Total	6,214	2	360	-	601	-	1,274	2	1,042	-	754	-	923	-	1,260	1
In Non-Pay Status Assignment - Total	69,194	1,506	3,370	260	5,960	249	16,129	357	17,363	308	14,126	205	8,934	83	3,312	44
Reserve Retired List - Total		65		7		3		20		15		12		7		1
As of 25 June 1954 - TOTAL	80,827	4,586	2,828	1,419	4,078	838	12,903	1,226	20,603	603	19,707	326	13,277	145	7,431	29
In Pay Status Assignment - Total	9,479	796	590	144	895	184	2,086	307	1,406	107	885	42	1,044	11	2,573	1
In Non-Pay Status Assignment - Total	71,348	3,790	2,238	1,275	3,183	654	10,817	919	19,197	496	18,822	284	12,233	134	4,858	28
Reserve Retired List - Total		47		8		2		15		11		9		2		
As of 25 June 1955 - TOTAL	86,625	7,040	2,298	2,205	4,093	1,384	14,441	1,919	20,054	870	19,318	449	15,512	166	10,909	47
In Pay Status Assignment - Total	18,025	1,508	955	361	1,602	416	4,131	516	2,395	154	1,323	46	2,306	14	5,312	1
In Non-Pay Status Assignment - Total	68,600	5,532	1,343	1,844	2,491	968	10,310	1,403	17,658	716	17,995	403	13,206	152	5,597	46
Reserve Retired List - Total		60		12		2		18		13		10		4		1
As of 30 June 1956 - TOTAL	598,104	30,187	10,351	11,785	17,752	4,890	127,069	5,869	212,851	2,794	116,222	1,199	78,810	462	35,049	188
In Pay Status Assignment - Total	83,566	3,076	6,433	774	9,881	843	24,866	1,064	15,244	297	5,659	69	14,841	10	6,642	19
In Non-Pay Status Assignment - Total	514,538	24,111	3,918	11,011	7,871	4,047	102,203	4,805	197,607	2,497	110,563	1,130	63,969	452	28,407	169
Reserve Retired List - Total		465		174		45		107		59		46		23		11
As of 30 June 1957 - TOTAL																
In Pay Status Assignment - Total																
In Non-Pay Status Assignment - Total																
Reserve Retired List - Total																
As of 30 June 1958 - TOTAL																
In Pay Status Assignment - Total																
In Non-Pay Status Assignment - Total																
Reserve Retired List - Total																
As of 30 June 1959 - TOTAL																
In Pay Status Assignment - Total																
In Non-Pay Status Assignment - Total																
Reserve Retired List - Total																
As of 30 June 1960 - TOTAL																
In Pay Status Assignment - Total																
In Non-Pay Status Assignment - Total																
Reserve Retired List - Total																
As of 30 June 1961 - TOTAL																
In Pay Status Assignment - Total																
In Non-Pay Status Assignment - Total																
Reserve Retired List - Total																

a/ The Reserve Retired List is neither Ready nor Standby, therefore, it is not included in the Ready or Standby Totals.

Source: Personnel Statistics Division, Directorate of Statistical Services, DCS/Comptroller.

TABLE 271 - AF RESERVE MOBILIZATION ON-THE-JOB-TRAINING STRENGTH BY COMMAND - FY 1957

(Table below is a modification of Table 259, FY 1956 in the addition of Air Force Academy strength) MOAR QJT PAID - Mobilization Assignment Reserve (On the Job Training) Paid, MOAR QJT AD PD - Mobilization Assignment Reserve (On the Job Training) Active Duty pay only.

TYPE OF PERSONNEL BY COMMAND OF ASSIGNMENT	30 September (1956)		31 December		31 MARCH (1957)		30 JUNE	
	MOAR QJT PAID	MOAR QJT AD PD	MOAR QJT PAID	MOAR QJT AD PD	MOAR QJT PAID	MOAR QJT AD PD	MOAR QJT PAID	MOAR QJT AD PD
<u>TOTAL</u>	5,145	1,778	5,646	1,580	5,860	1,495	6,207	1,559
<u>OFFICER - TOTAL</u>	4,721	1,736	5,127	1,534	5,308	1,452	5,653	1,515
<u>AIRMAN - TOTAL</u>	424	42	519	46	552	43	554	39
<u>CONTINENTAL U S - TOTAL</u>	4,949	1,678	5,451	1,493	5,670	1,415	6,003	1,472
<u>OFFICER - TOTAL</u>	4,559	1,641	4,961	1,453	5,146	1,378	5,479	1,437
<u>AIRMAN - TOTAL</u>	390	37	490	40	524	37	524	35
<u>Air Defense Command - Total</u>	295	26	346	25	386	20	400	28
Officer	286	26	335	25	375	20	390	27
Airman	9	-	11	-	11	-	10	1
<u>Air Force Academy - Total</u>	-	-	-	-	-	-	2	3
Officer	-	-	-	-	-	-	2	3
<u>Air Force Finance Division - Total</u>	34	4	33	5	37	5	38	5
Officer	34	4	33	5	37	5	38	5
Airman	-	-	-	-	-	-	-	-
<u>Air Materiel Command - Total</u>	649	191	852	167	859	151	985	139
Officer	649	191	778	167	786	151	918	137
Airman	-	-	74	-	73	-	67	2
<u>Air Proving Ground - Total</u>	60	11	57	11	58	9	74	10
Officer	43	11	40	11	39	9	52	10
Airman	17	-	17	-	19	-	22	-
<u>Air Research and Development Command - Total</u>	78	113	75	111	70	114	72	150
Officer	77	113	74	111	69	114	71	150
Airman	1	-	1	-	1	-	-	-
<u>Air Training Command - Total</u>	505	90	526	86	504	86	449	71
Officer	484	86	505	84	483	84	422	70
Airman	21	4	21	2	21	2	27	1
<u>Air University - Total</u>	156	249	183	246	194	245	200	229
Officer	155	249	170	246	180	245	186	229
Airman	1	-	13	-	14	-	14	-
<u>Continental Air Command - Total</u>	478	18	506	13	528	11	517	10
Officer	462	16	487	12	510	10	498	9
Airman	16	2	19	1	18	1	19	1
<u>Headquarters USAF - Total</u>	456	599	536	516	549	499	588	507
Officer	456	596	536	511	549	493	588	501
Airman	-	3	-	5	-	6	-	6
<u>Headquarters Command, USAF - Total</u>	122	37	117	31	117	29	119	27
Officer	78	36	78	27	79	26	82	24
Airman	44	1	39	4	38	3	37	3
<u>Military Air Transport Service - Total</u>	904	252	950	210	971	192	1,078	181
Officer	781	233	833	192	865	173	963	167
Airman	123	19	117	18	106	19	115	14
<u>Strategic Air Command - Total</u>	711	34	707	25	747	23	783	69
Officer	653	34	651	24	691	23	730	69
Airman	58	-	56	1	56	-	53	-
<u>Tactical Air Command - Total</u>	468	35	530	31	604	27	651	39
Officer	368	27	408	22	437	21	492	32
Airman	100	8	122	9	167	6	159	7
<u>USAF Security Service - Total</u>	33	19	33	16	46	4	47	4
Officer	33	19	33	16	46	4	47	4
Airman	-	-	-	-	-	-	-	-
<u>OVERSEAS - TOTAL</u>	196	100	195	87	190	80	204	82
<u>OFFICER - TOTAL</u>	162	95	166	81	162	74	176	78
<u>AIRMAN - TOTAL</u>	34	5	29	6	28	6	28	4
<u>Caribbean Air Command - Total</u>	31	5	31	5	30	5	34	4
Officer	21	2	22	2	21	2	25	2
Airman	10	3	9	3	9	3	9	2
<u>Far East Air Forces - Total</u>	39	41	55	40	55	39	54	43
Officer	30	39	46	37	47	36	47	41
Airman	9	2	9	3	8	3	7	2
<u>Military Air Transport Service - Total</u>	54	6	33	4	32	2	33	2
Officer	40	6	23	4	22	2	21	2
Airman	14	-	10	-	10	-	12	-
<u>Strategic Air Command - Total</u>	9	1	9	1	8	1	9	1
Officer	9	1	9	1	8	1	8	1
Airman	-	-	-	-	-	-	1	-
<u>United States Air Forces in Europe - Total</u>	63	47	67	37	65	33	74	32
Officer	62	47	66	37	64	33	73	32
Airman	1	-	1	-	1	-	1	-

Source: Personnel Statistics Division, Directorate of Statistical Services, DCS/Comptroller.

TABLE 272 - AF RESERVE OFFICERS IN PAY STATUS ASSIGNMENTS BY FLYING STATUS, BY GRADE, BY PROGRAM ELEMENT - FY 1957 (CONTINUED)

GRADE AND PROGRAM ELEMENT	TOTAL	ON FLYING STATUS				NOT ON FLYING STATUS				AERO RATING AND/OR FLY STATUS UNKNOWN
		Total	Pilots	Other Rated	Non Rated	Total	Pilots	Other Rated	Non Rated	
31 DECEMBER 1956 (CONTINUED)										
<u>Aerial Port Squadron - Total</u>	60	16	10	6	-	43	2	2	36	1
General	-	-	-	-	-	-	-	-	-	-
Colonel	-	-	-	-	-	-	-	-	-	-
Lieutenant Colonel	5	1	1	-	-	4	-	-	4	-
Major	12	3	3	-	-	9	1	3	5	-
Captain	17	11	6	5	-	6	1	1	4	-
First Lieutenant	25	1	-	1	-	23	-	1	22	1
Second Lieutenant	1	-	-	-	-	1	-	-	1	-
Warrant Officer	-	-	-	-	-	-	-	-	-	-
<u>Air Rescue Squadron - Total</u>	51	41	33	8	-	2	1	-	8	1
General	-	-	-	-	-	-	-	-	-	-
Colonel	-	-	-	-	-	-	-	-	-	-
Lieutenant Colonel	1	1	1	-	-	-	-	-	-	-
Major	3	3	3	-	-	-	-	-	-	-
Captain	22	21	18	3	-	1	-	-	1	-
First Lieutenant	22	15	10	5	-	6	1	-	5	1
Second Lieutenant	3	1	1	-	-	2	-	-	2	-
Warrant Officer	-	-	-	-	-	-	-	-	-	-
<u>Personnel Processing Squadron - Total</u>	102	28	21	7	-	73	2	3	68	1
General	-	-	-	-	-	-	-	-	-	-
Colonel	2	1	1	-	-	1	-	-	1	-
Lieutenant Colonel	8	2	1	1	-	6	1	-	5	-
Major	15	6	4	2	-	9	-	1	8	-
Captain	33	16	12	4	-	17	-	2	15	-
First Lieutenant	42	3	3	-	-	38	1	-	37	1
Second Lieutenant	2	-	-	-	-	2	-	-	2	-
Warrant Officer	-	-	-	-	-	-	-	-	-	-
<u>Air Reserve Squadron (NAV) - Total</u>	1,492	1,403	8	1,395	-	46	-	28	18	3
General	-	-	-	-	-	-	-	-	-	-
Colonel	-	-	-	-	-	-	-	-	-	-
Lieutenant Colonel	18	18	-	18	-	-	-	-	-	-
Major	249	243	2	241	-	5	-	4	1	1
Captain	677	663	3	660	-	13	-	10	3	1
First Lieutenant	440	442	2	420	-	18	-	11	7	-
Second Lieutenant	68	57	1	56	-	10	-	3	7	1
Warrant Officer	-	-	-	-	-	-	-	-	-	-
<u>MOARS on Flying Status - Total</u>	1,661	1,661	1,297	364	-	-	-	-	-	-
General	9	9	7	2	-	-	-	-	-	-
Colonel	72	72	65	7	-	-	-	-	-	-
Lieutenant Colonel	219	219	184	35	-	-	-	-	-	-
Major	401	401	331	70	-	-	-	-	-	-
Captain	749	749	564	185	-	-	-	-	-	-
First Lieutenant	202	202	141	61	-	-	-	-	-	-
Second Lieutenant	9	9	5	4	-	-	-	-	-	-
Warrant Officer	-	-	-	-	-	-	-	-	-	-
31 MARCH 1957										
<u>TOTAL</u>	8,125	6,178	3,948	2,170	60	1,932	112	137	1,683	15
<u>GENERAL - TOTAL</u>	16	16	13	3	-	-	-	-	-	-
<u>COLONEL - TOTAL</u>	154	115	101	4	10	39	3	1	35	-
<u>LIEUTENANT COLONEL - TOTAL</u>	502	368	304	58	5	134	2	4	128	-
<u>MAJOR - TOTAL</u>	1,354	1,053	782	350	1	298	15	21	261	3
<u>CAPTAIN - TOTAL</u>	3,563	3,009	1,929	1,056	29	550	73	71	405	4
<u>FIRST LIEUTENANT - TOTAL</u>	2,355	1,537	859	688	20	513	17	26	480	5
<u>SECOND LIEUTENANT - TOTAL</u>	173	80	46	46	-	90	1	4	85	3
<u>WARRANT OFFICER - TOTAL</u>	8	-	-	-	-	8	-	-	8	-
<u>Combat Training - Total</u>	4,640	2,940	2,507	394	39	1,690	105	89	1,496	10
General	7	4	4	-	-	-	-	-	-	-
Colonel	75	37	30	-	7	38	3	1	34	-
Lieutenant Colonel	242	121	113	4	4	121	1	4	116	-
Major	635	366	341	24	1	267	14	12	241	2
Captain	1,996	1,501	1,298	191	12	492	71	57	364	3
First Lieutenant	1,555	866	690	161	15	686	15	14	657	3
Second Lieutenant	125	45	31	14	-	78	1	1	76	2
Warrant Officer	8	-	-	-	-	8	-	-	8	-

TABLE 272 - AF RESERVE OFFICERS IN PAY STATUS ASSIGNMENTS BY FLYING STATUS, BY GRADE, BY PROGRAM ELEMENT - FY 1957 (CONTINUED)

GRADE AND PROGRAM ELEMENT	TOTAL	ON FLYING STATUS				NOT ON FLYING STATUS				AERO RATING AND/OR FLY STATUS UNKNOWN
		Total	Pilots	Other Rated	Non Rated	Total	Pilots	Other Rated	Non Rated	
30 JUNE 1957 (CONTINUED)										
<u>Personnel Processing Squadron - Total</u>	<u>81</u>	<u>19</u>	<u>12</u>	<u>7</u>	<u>-</u>	<u>62</u>	<u>2</u>	<u>1</u>	<u>59</u>	<u>-</u>
General	-	-	-	-	-	-	-	-	-	-
Colonel	3	1	1	-	-	2	-	-	2	-
Lieutenant Colonel	6	2	1	1	-	4	1	-	3	-
Major	13	5	3	2	-	8	-	-	8	-
Captain	25	9	5	4	-	16	-	1	15	-
First Lieutenant	34	2	2	-	-	32	1	-	31	-
Second Lieutenant	-	-	-	-	-	-	-	-	-	-
Warrant Officer	-	-	-	-	-	-	-	-	-	-
<u>Air Terminal Squadron - Total</u>	<u>43</u>	<u>14</u>	<u>11</u>	<u>3</u>	<u>-</u>	<u>29</u>	<u>2</u>	<u>3</u>	<u>24</u>	<u>-</u>
General	-	-	-	-	-	-	-	-	-	-
Colonel	-	-	-	-	-	-	-	-	-	-
Lieutenant Colonel	-	-	-	-	-	-	-	-	-	-
Major	1	-	-	-	-	1	-	1	-	-
Captain	15	9	8	1	-	6	-	2	4	-
First Lieutenant	25	5	3	2	-	20	2	-	18	-
Second Lieutenant	2	-	-	-	-	2	-	-	2	-
Warrant Officer	-	-	-	-	-	-	-	-	-	-
<u>Air Reserve Squadron (NAV) - Total</u>	<u>1,370</u>	<u>1,309</u>	<u>2</u>	<u>1,304</u>	<u>-</u>	<u>61</u>	<u>-</u>	<u>60</u>	<u>1</u>	<u>-</u>
General	-	-	-	-	-	-	-	-	-	-
Colonel	-	-	-	-	-	-	-	-	-	-
Lieutenant Colonel	11	11	-	11	-	-	-	-	-	-
Major	202	194	2	192	-	8	-	8	-	-
Captain	681	648	2	646	-	33	-	32	1	-
First Lieutenant	459	440	-	440	-	19	-	19	-	-
Second Lieutenant	17	16	1	15	-	1	-	1	-	-
Warrant Officer	-	-	-	-	-	-	-	-	-	-
<u>MOARS on Flying Status - Total</u>	<u>1,411</u>	<u>1,411</u>	<u>1,154</u>	<u>257</u>	<u>-</u>	<u>-</u>	<u>-</u>	<u>-</u>	<u>-</u>	<u>-</u>
General	8	8	7	1	-	-	-	-	-	-
Colonel	61	61	60	1	-	-	-	-	-	-
Lieutenant Colonel	189	189	164	25	-	-	-	-	-	-
Major	358	358	307	51	-	-	-	-	-	-
Captain	615	615	485	130	-	-	-	-	-	-
First Lieutenant	175	175	128	47	-	-	-	-	-	-
Second Lieutenant	5	5	3	2	-	-	-	-	-	-
Warrant Officer	-	-	-	-	-	-	-	-	-	-

a/ Includes 2 Lieutenant Colonels, 1 Major, 1 Captain Non Rated on Flying Status Assigned MOARS, OJT, Training Category "B", Pay Group "B"

b/ Includes 1 Colonel, 2 Lieutenant Colonels, 1 Major, 1 Captain and 1 First Lieutenant Non Rated on Flying Status Assigned MOARS, OJT, Training Category "B", Pay Group "B"

c/ Includes 3 Colonels, 1 Lieutenant Colonel, 10 Captains and 3 First Lieutenants Non Rated on Flying Status Assigned MOARS, OJT, Training Category "B", Pay Group "B"

d/ Includes 5 Colonels, 3 Lieutenant Colonels, 1 Major and 2 Captains Non Rated on Flying Status Assigned MOARS, OJT, Training Category "B", Pay Group "B"

Source: Personnel Statistics Division, Directorate of Statistical Services, Comptroller

TABLE 273 - AF RESERVE INACTIVE DUTY TRAINING - FY 1957

(Table below is a modification of Table 261, FY 1956 in Program Element. Quarterly Participation in Inactive Duty training is the sum of Individual Participation by month for three months). Omitted quarters indicate that no data were reported.)

PROGRAM ELEMENT	PARTICIPANTS				MAN TRAINING PERIODS			
	Total		For Pay		Paid		Non-Paid	
	Officer	Airman	Officer	Airman	Officer	Airman	Officer	Airman
TOTAL	543,708	280,177	280,411	240,442	847,542	769,297	711,972	122,944
FIRST QUARTER - TOTAL	109,028	57,168	42,530	43,729	145,642	159,134	156,835	36,000
SECOND QUARTER - TOTAL	145,891	71,339	77,296	62,714	235,229	194,140	185,579	28,561
THIRD QUARTER - TOTAL	144,966	74,181	79,049	65,315	234,742	205,820	191,276	29,142
FOURTH QUARTER - TOTAL	143,823	77,489	81,536	68,684	231,929	210,203	178,282	29,241
MOARS (OUT On Flying Status)-Total	8,655	57	8,370	56	30,319	212	4,237	19
First Quarter	1,164	16	1,152	16	3,542	31	173	3
Second Quarter	2,358	6	2,268	6	8,623	32	1,222	2
Third Quarter	2,411	15	2,358	14	8,860	55	1,024	10
Fourth Quarter	2,722	20	2,592	20	9,294	94	1,818	4
MOARS (OUT Not on Flying Status) - Total	34,093	2,490	32,067	2,392	80,809	5,687	13,558	930
First Quarter	7,631	481	7,059	450	18,737	1,093	3,510	198
Second Quarter	8,503	574	7,975	555	20,273	1,458	3,644	228
Third Quarter	8,730	698	8,518	676	21,090	1,430	2,384	194
Fourth Quarter	9,229	737	8,515	711	20,709	1,706	4,020	310
AF Reserve Combat Training - Total	48,363	129,854	47,821	129,571	241,818	505,646	3,212	1,119
First Quarter	10,880	30,696	10,767	30,653	54,069	126,108	438	155
Second Quarter	12,053	32,711	11,931	32,583	61,910	123,468	754	318
Third Quarter	12,716	33,200	12,706	33,197	65,215	128,236	1,075	318
Fourth Quarter	12,714	33,247	12,417	33,138	60,624	127,834	945	328
Replacement Training Squadrons - Total	1,318	50	1,318	50	7,369	194	69	-
First Quarter	1,318	50	1,318	50	7,369	194	69	-
Air Depot Wings - Total	1,185	2,635	1,185	2,635	4,591	9,289	328	73
First Quarter	905	2,381	905	2,381	3,498	8,325	258	73
Second Quarter	280	254	280	254	1,093	964	70	-
Medical Units - Total	424	343	407	327	1,458	996	108	59
Third Quarter	-	-	-	-	-	-	-	-
Fourth Quarter	424	343	407	327	1,458	996	108	59
Airways and Air Communications Squadrons - Total	1,257	4,415	1,256	4,414	6,653	16,743	41	103
First Quarter	278	717	278	716	1,557	2,711	8	10
Second Quarter	285	782	284	782	1,644	3,111	6	1
Third Quarter	332	1,336	332	1,336	1,736	5,282	11	52
Fourth Quarter	362	1,580	362	1,580	1,716	5,639	16	40
Aerial Port Squadrons - Total	682	5,415	676	5,382	2,830	20,607	106	96
First Quarter	160	1,250	160	1,249	663	4,615	20	7
Second Quarter	176	1,371	170	1,339	711	5,178	25	42
Third Quarter	171	1,404	171	1,404	734	5,400	31	29
Fourth Quarter	175	1,390	175	1,390	722	5,414	30	18
Air Reserve Squadrons (Air National Guard Nurse Training - Total	455	-	452	-	1,631	-	5	-
First Quarter	143	-	143	-	550	-	-	-
Second Quarter	124	-	123	-	441	-	3	-
Third Quarter	113	-	111	-	397	-	2	-
Fourth Quarter	75	-	75	-	243	-	-	-

TABLE 273 - AF RESERVE INACTIVE DUTY TRAINING - FY 1957 (CONTINUED)

PROGRAM ELEMENT	PARTICIPANTS				MAN TRAINING PERIODS			
	Total		For Pay		Paid		Non-Paid	
	Officer	Airman	Officer	Airman	Officer	Airman	Officer	Airman
<u>Air Reserve Squadron (Navigation Training) - Total</u>	<u>15,801</u>	-	<u>15,783</u>	-	<u>71,121</u>	-	<u>741</u>	-
First Quarter	3,624	-	3,620	-	18,382	-	73	-
Second Quarter	3,882	-	3,875	-	19,175	-	36	-
Third Quarter	4,158	-	4,155	-	17,421	-	318	-
Fourth Quarter	4,137	-	4,133	-	16,143	-	314	-
<u>Air Reserve Squadron (Censorship Training) - Total</u>	<u>1,703</u>	<u>3</u>	<u>1,703</u>	<u>3</u>	<u>5,999</u>	<u>11</u>	<u>140</u>	-
First Quarter	421	-	421	-	1,393	-	15	-
Second Quarter	413	-	424	-	1,452	-	27	-
Third Quarter	424	-	424	-	1,701	-	98	-
Fourth Quarter	445	3	445	3	1,453	11	-	-
<u>Air Rescue Squadron - Total</u>	<u>376</u>	<u>825</u>	<u>376</u>	<u>825</u>	<u>2,147</u>	<u>3,185</u>	<u>10</u>	<u>9</u>
Second Quarter	66	126	66	126	430	542	-	-
Third Quarter	145	337	145	337	791	1,198	2	3
Fourth Quarter	167	362	165	362	926	1,445	8	6
<u>Personnel Processing Squadron - Total</u>	<u>906</u>	<u>1,963</u>	<u>906</u>	<u>1,963</u>	<u>3,460</u>	<u>8,202</u>	<u>365</u>	<u>138</u>
First Quarter	97	237	97	237	340	771	58	11
Second Quarter	256	620	256	620	953	2,211	77	12
Third Quarter	315	743	315	743	1,280	2,877	130	68
Fourth Quarter	239	636	238	636	887	2,343	100	47
<u>MOARS Selective Service Sqdn - Total</u>	<u>1,932</u>	-	<u>1,932</u>	-	<u>5,877</u>	-	-	-
First Quarter	454	-	454	-	1,432	-	-	-
Second Quarter	473	-	473	-	1,619	-	-	-
Third Quarter	495	-	495	-	1,379	-	-	-
Fourth Quarter	510	-	510	-	1,447	-	-	-
<u>Air Terminal Squadron - Total</u>	<u>124</u>	<u>234</u>	<u>123</u>	<u>233</u>	<u>471</u>	<u>866</u>	<u>53</u>	<u>68</u>
Fourth Quarter	124	234	123	233	471	866	53	68
<u>Specialized Training - Total</u>	<u>183,971</u>	<u>100,112</u>	<u>166,036</u>	<u>92,318</u>	<u>380,986</u>	<u>197,659</u>	<u>109,249</u>	<u>50,545</u>
First Quarter	28,305	12,826	16,156	7,977	34,107	15,286	32,276	13,027
Second Quarter	49,901	26,710	49,182	26,449	116,905	57,176	22,326	10,431
Third Quarter	51,033	28,401	49,319	27,608	114,138	61,342	23,913	12,010
Fourth Quarter	54,732	32,175	51,379	30,284	115,836	63,855	30,734	15,077
<u>General Training - Total</u>	<u>230,632</u>	<u>30,757</u>	-	-	-	-	<u>551,437</u>	<u>68,191</u>
First Quarter	50,450	8,304	-	-	-	-	113,009	22,065
Second Quarter	63,753	7,953	-	-	-	-	149,373	16,989
Third Quarter	60,886	7,811	-	-	-	-	154,819	16,011
Fourth Quarter	55,543	6,689	-	-	-	-	134,236	13,126
<u>MOARS (OJT Non-Paid) - Total</u>	<u>6,066</u>	<u>41</u>	-	-	-	-	<u>15,884</u>	<u>119</u>
First Quarter	1,299	19	-	-	-	-	3,132	54
Second Quarter	1,687	7	-	-	-	-	4,369	23
Third Quarter	1,685	6	-	-	-	-	4,463	24
Fourth Quarter	1,395	9	-	-	-	-	3,980	18
<u>Non Affiliated Reserve Section - Total</u>	<u>5,762</u>	<u>710</u>	-	-	-	-	<u>12,429</u>	<u>1,475</u>
First Quarter	1,899	191	-	-	-	-	3,796	397
Second Quarter	1,681	225	-	-	-	-	3,647	515
Third Quarter	1,352	230	-	-	-	-	3,006	423
Fourth Quarter	830	64	-	-	-	-	1,980	140

Source: Personnel Statistics Division, Directorate of Statistical Services, DCS/Comptroller

TABLE 274 - AF RESERVE ACTIVE DUTY TRAINING - FY 1957
 (Table below is a modification of Table 262, FY 1956 in Program Element)

PROGRAM ELEMENT	SHORT TOURS				SCHOOL TRAINING				SPECIAL TOURS			
	Number Completing		Training Days		Number Completing		Training Days		Number Completing		Training Days	
	Officer	Airmen	Officer	Airmen	Officer	Airmen	Officer	Airmen	Officer	Airmen	Officer	Airmen
TOTAL	<u>27,686</u>	<u>18,982</u>	<u>411,671</u>	<u>282,766</u>	<u>4,572</u>	<u>560</u>	<u>77,702</u>	<u>13,932</u>	<u>8,227</u>	<u>1,892</u>	<u>38,977</u>	<u>10,806</u>
FIRST QUARTER - TOTAL	10,217	11,218	154,952	167,739	1,527	159	25,335	3,762	1,000	458	9,905	2,910
SECOND QUARTER - TOTAL	2,698	778	38,630	11,174	681	137	11,251	3,538	939	203	4,352	788
THIRD QUARTER - TOTAL	3,769	1,295	59,986	20,787	964	85	16,715	2,957	1,749	400	8,348	2,483
FOURTH QUARTER - TOTAL	<u>11,002</u>	<u>5,691</u>	<u>158,103</u>	<u>83,106</u>	<u>1,400</u>	<u>179</u>	<u>24,401</u>	<u>3,675</u>	<u>4,559</u>	<u>831</u>	<u>16,372</u>	<u>4,525</u>
MOARS (OJT On Flying Status) - Total	951	4	14,149	69	47	-	966	-	18	-	297	-
First Quarter	244	2	3,818	39	5	-	122	-	2	-	25	-
Second Quarter	212	-	3,145	-	7	-	198	-	3	-	42	-
Third Quarter	163	1	2,453	15	15	-	238	-	9	-	216	-
Fourth Quarter	332	1	4,733	15	20	-	408	-	4	-	14	-
MOARS (OJT Not On Flying Status) - Total	3,644	379	54,010	5,652	446	8	8,097	152	69	-	1,140	-
First Quarter	948	83	15,015	1,265	201	4	3,355	59	5	-	320	-
Second Quarter	576	49	8,241	689	68	2	1,575	69	2	-	233	-
Third Quarter	653	76	10,208	1,288	53	1	1,062	16	31	-	441	-
Fourth Quarter	1,467	171	20,546	2,410	124	1	2,105	8	9	-	146	-
AF Reserve Combat Training - Total	3,782	10,394	56,825	155,813	381	254	10,436	10,437	2,911	1,633	20,002	9,783
First Quarter	2,978	8,377	44,466	124,842	102	57	2,874	2,156	517	397	4,358	2,735
Second Quarter	15	9	167	93	109	106	1,787	2,948	479	191	2,753	746
Third Quarter	2	7	30	105	75	48	2,679	2,234	640	356	4,247	2,317
Fourth Quarter	787	2,001	12,162	30,773	95	43	3,096	3,119	1,275	689	8,644	3,985
Replacement Training Squadrons - Total	446	19	6,803	285	5	-	92	-	50	-	371	-
First Quarter	446	19	6,803	285	5	-	92	-	50	-	371	-
Air Depot Wings - Total	311	928	4,665	13,919	36	7	438	106	13	28	36	70
First Quarter	311	928	4,665	13,919	34	7	410	106	13	28	36	70
Second Quarter	-	-	-	-	2	-	28	-	-	-	-	-
MOARS Selective Service Squadron - Total	153	-	2,353	-	-	-	-	-	-	-	-	-
First Quarter	30	-	480	-	-	-	-	-	-	-	-	-
Second Quarter	12	-	179	-	-	-	-	-	-	-	-	-
Third Quarter	43	-	662	-	-	-	-	-	-	-	-	-
Fourth Quarter	68	-	1,032	-	-	-	-	-	-	-	-	-
Airways and Air Communications Squadron - Total	97	269	1,451	4,029	26	9	713	494	57	62	224	203
First Quarter	47	129	701	1,929	5	2	154	36	5	12	14	85
Second Quarter	-	-	-	-	9	1	277	152	3	-	11	-
Third Quarter	2	-	30	-	9	3	144	97	14	15	48	43
Fourth Quarter	48	140	720	2,100	3	3	138	209	34	35	151	135

TABLE 274 - AF RESERVE ACTIVE DUTY TRAINING - FY 1957 (CONTINUED)
 (Table below is a modification of Table 262, FY 1956 in Program Element)

PROGRAM ELEMENT	SHORT TOURS				SCHOOL TRAINING				SPECIAL TOURS			
	Number Completing		Training Days		Number Completing		Training Days		Number Completing		Training Days	
	Officer	Airmen	Officer	Airmen	Officer	Airmen	Officer	Airmen	Officer	Airmen	Officer	Airmen
<u>Air Reserve Squadron (Censorship Training) - Total</u>	<u>149</u>	<u>1</u>	<u>2,235</u>	<u>15</u>	<u>17</u>	<u>-</u>	<u>260</u>	<u>-</u>	<u>-</u>	<u>-</u>	<u>-</u>	<u>-</u>
First Quarter	-	-	-	-	14	-	212	-	-	-	-	-
Second Quarter	-	-	-	-	1	-	12	-	-	-	-	-
Third Quarter	-	-	-	-	-	-	-	-	-	-	-	-
Fourth Quarter	149	1	2,235	15	2	-	36	-	-	-	-	-
<u>Medical Units - Total</u>	<u>28</u>	<u>13</u>	<u>426</u>	<u>195</u>	<u>2</u>	<u>2</u>	<u>25</u>	<u>19</u>	<u>2</u>	<u>5</u>	<u>15</u>	<u>67</u>
Fourth Quarter	28	13	426	195	2	2	25	19	2	5	15	67
<u>Aerial Port Squadrons - Total</u>	<u>64</u>	<u>404</u>	<u>960</u>	<u>7,218</u>	<u>16</u>	<u>4</u>	<u>205</u>	<u>39</u>	<u>53</u>	<u>123</u>	<u>189</u>	<u>438</u>
First Quarter	38	317	570	4,563	2	4	34	39	7	26	27	68
Second Quarter	6	25	90	375	6	-	13	-	2	9	4	34
Third Quarter	-	-	-	-	4	-	67	-	13	17	43	93
Fourth Quarter	20	152	300	2,280	4	-	91	-	31	77	115	243
<u>Air Reserve Squadron (ANG Nurse Training) - Total</u>	<u>44</u>	<u>-</u>	<u>561</u>	<u>-</u>	<u>5</u>	<u>-</u>	<u>135</u>	<u>-</u>	<u>-</u>	<u>-</u>	<u>-</u>	<u>-</u>
First Quarter	36	-	441	-	1	-	42	-	-	-	-	-
Second Quarter	-	-	-	-	2	-	53	-	-	-	-	-
Third Quarter	-	-	-	-	2	-	40	-	-	-	-	-
Fourth Quarter	8	-	120	-	-	-	-	-	-	-	-	-
<u>Air Reserve Squadron (Navigation Training) - Total</u>	<u>1,095</u>	<u>-</u>	<u>16,510</u>	<u>-</u>	<u>30</u>	<u>-</u>	<u>1,026</u>	<u>-</u>	<u>965</u>	<u>-</u>	<u>6,436</u>	<u>-</u>
First Quarter	896	-	12,856	-	12	-	218	-	279	-	2,982	-
Second Quarter	160	-	2,370	-	6	-	225	-	143	-	611	-
Third Quarter	5	-	75	-	3	-	204	-	360	-	1,942	-
Fourth Quarter	74	-	1,209	-	9	-	379	-	183	-	901	-
<u>Air Reserve Units (Spec Tug - Paid) - Total</u>	<u>14,710</u>	<u>6,267</u>	<u>217,582</u>	<u>92,409</u>	<u>3,110</u>	<u>194</u>	<u>48,493</u>	<u>2,234</u>	<u>3,766</u>	<u>18</u>	<u>8,860</u>	<u>65</u>
First Quarter	3,690	1,304	55,938	19,995	930	69	14,571	1,114	86	-	1,478	-
Second Quarter	1,394	676	19,918	9,793	403	26	6,058	338	293	1	603	4
Third Quarter	2,509	1,187	40,261	18,969	722	27	11,021	498	599	7	1,139	7
Fourth Quarter	7,117	3,100	101,465	43,652	1,055	72	16,843	284	2,828	10	5,648	54
<u>Personnel Processing Squadron - Total</u>	<u>29</u>	<u>44</u>	<u>426</u>	<u>652</u>	<u>7</u>	<u>5</u>	<u>108</u>	<u>69</u>	<u>31</u>	<u>5</u>	<u>136</u>	<u>21</u>
First Quarter	2	1	30	15	2	1	26	15	-	-	-	-
Second Quarter	4	3	60	45	-	-	-	-	2	2	4	4
Third Quarter	9	7	162	115	3	4	32	54	8	1	35	1
Fourth Quarter	14	33	174	477	2	-	50	-	21	2	97	16
<u>MOARS (OJT Active Duty Pay Only) - Total</u>	<u>1,109</u>	<u>26</u>	<u>16,672</u>	<u>378</u>	<u>74</u>	<u>1</u>	<u>1,114</u>	<u>20</u>	<u>13</u>	<u>-</u>	<u>226</u>	<u>-</u>
First Quarter	240	9	3,847	133	31	1	524	20	4	-	32	-
Second Quarter	186	5	2,585	65	9	-	98	-	-	-	-	-
Third Quarter	194	1	3,109	15	8	-	120	-	7	-	118	-
Fourth Quarter	489	11	7,131	165	26	-	372	-	2	-	76	-

TABLE 274 - AF RESERVE ACTIVE DUTY TRAINING - FY 1957 (CONTINUED)

PROGRAM ELEMENT	SHORT TOURS				SCHOOL TRAINING				SPECIAL TOURS			
	Number Completing		Training Days		Number Completing		Training Days		Number Completing		Training Days	
	Officer	Airmen	Officer	Airmen	Officer	Airmen	Officer	Airmen	Officer	Airmen	Officer	Airmen
<u>Air Reserve Units (General Training) - Total</u> . . .	<u>1,042</u>	<u>132</u>	<u>15,567</u>	<u>1,952</u>	<u>368</u>	<u>18</u>	<u>5,559</u>	<u>284</u>	<u>228</u>	<u>1</u>	<u>652</u>	<u>12</u>
First Quarter	351	49	5,322	754	183	14	2,701	217	31	1	270	12
Second Quarter	133	11	1,875	114	59	2	927	31	30	-	91	-
Third Quarter	175	15	2,794	225	69	-	1,093	-	64	-	95	-
Fourth Quarter	383	57	5,576	859	57	2	838	36	103	-	196	-
<u>Non-Affiliated Reserve Section - Total</u>	-	-	-	-	-	-	-	-	-	-	-	-
First Quarter	-	-	-	-	-	-	-	-	-	-	-	-
Second Quarter	-	-	-	-	-	-	-	-	-	-	-	-
Third Quarter	-	-	-	-	-	-	-	-	-	-	-	-
Fourth Quarter	-	-	-	-	-	-	-	-	-	-	-	-
<u>Air Rescue Squadron - Total</u>	<u>21</u>	<u>3</u>	<u>307</u>	<u>45</u>	<u>1</u>	<u>58</u>	<u>21</u>	<u>58</u>	<u>42</u>	<u>10</u>	<u>352</u>	<u>134</u>
First Quarter	-	-	-	-	-	-	-	-	-	-	-	-
Second Quarter	-	-	-	-	-	-	-	-	-	-	-	-
Third Quarter	14	1	202	15	1	2	15	58	4	4	24	22
Fourth Quarter	7	2	105	30	-	56	6	-	38	6	335	112
<u>Air Terminal Squadron - Total</u>	<u>11</u>	<u>9</u>	<u>169</u>	<u>135</u>	<u>1</u>	<u>-</u>	<u>14</u>	<u>-</u>	<u>9</u>	<u>7</u>	<u>34</u>	<u>13</u>
First Quarter	-	-	-	-	-	-	-	-	-	-	-	-
Second Quarter	-	-	-	-	-	-	-	-	-	-	-	-
Third Quarter	-	-	-	-	-	-	-	-	-	-	-	-
Fourth Quarter	11	9	169	135	1	-	14	-	9	7	34	13

Source: Personnel Statistics Division, Directorate of Statistical Services, DCS/Comptroller

TABLE 275 - SUMMARY - AF RESERVE GAINS AND LOSSES - FY 1952 THROUGH FY 1957

(Table below includes data found in Tables 263, 264, and 265, FY 1956)

DATE	GAINS						LOSSES					
	Total	Officers and Warrant Officers	Airmen	Total	Officers and Warrant Officers	Airmen	Total	Officers and Warrant Officers	Airmen	Total	Officers and Warrant Officers	Airmen
FISCAL YEAR SUMMARIES												
FY 1952	50,460	18,724	31,736	50,720	34,065	16,665						
FY 1953	77,415	40,028	37,387	153,548	99,532	54,016						
FY 1954	88,069	38,087	50,522	73,510	31,485	42,025						
FY 1955	51,293	24,817	26,476	62,359	44,135	18,224						
FY 1956	166,987	27,668	139,319	69,783	33,175	36,608						
FY 1957												
FY 1958												
FY 1959												
FY 1960												
GAIN AND LOSS DETAIL												
	JUL (1956)	AUG	SEP	OCT	NOV	DEC	JAN (1957)	FEB	MAR	APR	MAY	JUN
OFFICERS												
<u>GAIN - TOTAL</u>	3,454	2,912	1,577	1,466	1,819	2,394	1,857	1,704	1,381	1,018	576	972
Commissioned from Civil Life	40	35	49	34	71	117	123	323	178	114	28	265
Reappointment	20	25	19	21	33	59	28	30	12	9	3	9
Commissioned from ROTC	3,048	2,545	367	310	85	86	139	59	614	74	22	16
Commissioned from Reserve Enlisted Status	4	-	1	-	1	1	-	-	1	7	15	12
Officers from Extended Active Duty (Non-Obligor)	133	108	234	248	472	600	574	281	134	163	114	139
Officers from Extended Active Duty (Obligor)	168	179	519	768	761	1,362	791	680	298	352	220	334
Commissioned from Warrant Officer or Enlisted Status	-	-	-	-	-	3	15	5	2	-	3	1
Appointed Warrant Officer from Enlisted Status	-	-	-	-	-	-	-	-	-	-	-	-
Revocation of Previous Declination of AF Reserve Indef Appointment	-	-	1	-	-	-	-	-	-	1	-	1
Rescission/Revocation of Orders From Reserve Retired List	22	4	4	20	9	5	28	15	5	11	2	7
From Air National Guard	1	-	-	1	1	3	3	-	1	-	-	-
From Reserve Retired List	12	16	38	45	78	128	156	143	136	279	82	188
Net Gain From Administrative Adjustment	6	-	345	19	308	30	-	168	-	8	87	-
<u>LOSS - TOTAL</u>	1,596	2,546	1,804	4,554	3,711	1,382	1,949	1,240	2,016	1,221	1,536	1,699
Resignation Term of Commission for Other Than Cause	304	297	106	158	133	93	98	60	64	86	57	31
Term of Commission for Cause	69	247	341	1,767	2,187	207	436	592	853	424	626	592
Expiration of Current Term of Appointment	131	188	125	208	182	79	151	73	63	59	331	110
Ordered to Extended Active Duty Loss to Air National Guard	514	1,221	1,021	1,467	977	867	772	324	693	417	378	777
Loss to Reserve Retired List	89	56	74	100	94	33	181	130	114	135	74	58
Retirement	59	27	105	38	96	85	143	26	95	60	60	13
Rescission/Revocation of Orders Deceased	3	5	4	27	13	-	5	9	3	5	3	1
Net Loss from Administrative Adjustment	23	14	16	20	3	1	1	21	28	35	7	7
<u>NET GAIN OR LOSS</u>	1,858	366	-227	-3,088	-1,892	1,012	-92	-464	-635	-203	-960	-727

TABLE 275 - SUMMARY - AF RESERVE GAINS AND LOSSES - FY 1952 THROUGH 1957 (CONTINUED)

GAIN AND LOSS DETAIL	JUL	AUG	SEP	OCT	NOV	DEC	JAN	FEB	MAR	APR	MAY	JUN
	1956						1957					
	AIRMEN											
GAIN - TOTAL	7,485	10,649	10,373	11,591	10,363	11,071	9,781	8,060	9,214	10,972	10,805	8,767
AF Reserve Airmen from Extended Active Duty	-	-	-	-	-	-	1	-	-	-	-	-
Regular AF Airmen Transferred to AF Reserve to Fulfill Reserve Obligation	5,910	9,081	7,858	8,168	8,136	9,076	7,729	5,962	7,059	8,739	8,238	7,149
Reenlistment within 30 days (AF Reserve)	23	17	25	15	12	16	19	23	24	11	9	2
Rescission/Revocation of Orders	6	-	2	1	6	4	5	5	18	15	9	3
ENLISTMENTS - TOTAL	839	731	1,188	933	1,091	705	968	1,259	1,346	1,598	1,531	707
No Prior Service - Under 26	5	2	1	7	116	185	290	523	511	876	1,087	265
No Prior Service - 26 and Over	1	-	1	3	-	14	2	-	2	2	1	-
Prior AF Reserve Status	12	18	37	13	22	-	23	23	18	11	16	9
Prior Active Military Service (Break of Over 30 Days)	811	705	1,136	898	947	500	645	706	809	705	424	431
Prior Active Military Service (Break of 30 Days or Less)	10	6	13	12	6	6	8	7	6	4	3	2
From Regular AF Due to Hardship	280	201	719	1,943	710	473	160	280	182	158	200	221
Retired Regular AF Airmen Transferred to AF Reserve to complete 30 Years	34	38	89	140	35	2	23	17	20	-	202	51
From Reserve Retired List	-	-	-	1	1	2	-	-	1	1	3	1
From Air National Guard	393	501	492	390	372	793	876	514	564	450	613	633
Net Gain from Administrative Adjustment	-	80	-	-	-	-	-	-	-	-	-	-
LOSS - TOTAL	2,175	1,534	2,745	1,746	4,368	1,910	3,704	3,152	2,525	2,443	2,918	2,204
Discharge ETS or Obligation	705	373	1,138	726	1,333	660	1,156	655	690	609	716	682
Discharge Other than ETS or Obligation	1,142	1,001	1,001	689	2,187	507	135	96	107	145	161	90
Discharge, No Prior Service - Under 26	-	-	-	-	-	-	1	-	-	-	-	-
Ordered to Extended Active Duty Enlisted in Regular Establishment, No Prior Service-Under 26	133	43	112	186	171	131	147	123	178	148	146	181
Enlisted in Regular Establishment, Other	8	-	9	7	7	5	5	5	-	2	8	5
Enlisted in Regular Establishment, Other	97	49	68	30	98	477	2,032	2,057	1,319	1,301	1,493	1,103
Loss to Air National Guard	42	49	56	33	116	61	135	120	123	143	114	94
Loss to Reserve Retired List	5	2	3	10	10	6	2	15	24	9	1	1
Retirement	1	1	-	1	-	-	1	1	-	1	-	-
Commissioned from Reserve Enlisted Status	6	4	1	-	5	2	1	2	1	16	26	11
Rescission/Revocation of Orders Deceased	5	2	2	3	4	4	6	5	1	2	1	-
Deceased	24	10	19	13	40	9	42	33	37	36	16	13
Net Loss from Administrative Adjustment	7	-	336	48	397	48	41	40	45	31	236	24
NET GAIN OR LOSS	5,310	9,115	7,628	9,845	5,995	9,161	6,077	4,908	6,689	8,529	7,887	6,563

Source: Personnel Statistics Division, Directorate of Statistical Services, DCS/Comptroller

TABLE 276 -- SUMMARY -- AF RESERVE PERSONNEL SENT TO ACTIVE MILITARY SERVICE BY GRADE,
BY PROGRAM ELEMENT -- FY 1953 THROUGH FY 1957

(Table below includes data found in Tables 267, 268, and 269, FY 1956 and modifies the tables in program element)

PROGRAM ELEMENT AND GRADE	FY 1953	FY 1954	FY 1955	FY 1956	FY 1957	FY 1958	FY 1959	FY 1960
FISCAL YEAR SUMMARIES								
<u>OFFICER - TOTAL</u>	<u>17,138</u>	<u>12,125</u>	<u>12,659</u>	<u>13,720</u>				
General	-	-	-	-				
Colonel	2	3	2	-				
Lieutenant Colonel	107	13	6	1				
Major	394	38	4	14				
Captain	1,447	96	16	53				
First Lieutenant	2,450	263	131	583				
Second Lieutenant	9,319	10,024	9,558	10,489				
Warrant Officer	-	1	2	-				
Medical Reservist	3,419	1,687	2,940	2,580				
<u>AIRMAN - TOTAL</u>	<u>3,069</u>	<u>62</u>	<u>637</u>	<u>1,723</u>				
Master Sergeant	399	11	66	162				
Technical Sergeant	632	12	91	232				
Staff Sergeant	1,264	34	409	1,009				
Airman First Class	463	3	68	301				
Airman Second Class	160	1	3	14				
Airman Third Class	131	1	-	5				
Airman Basic	20	-	-	-				
					1 JUL 1956 THROUGH 30 SEP 1956	1 OCT 1956 THROUGH 31 DEC 1956	1 JAN 1957 THROUGH 31 MAR 1957	1 APR 1957 THROUGH 30 JUN 1957
OFFICERS - FY 1957								
<u>TOTAL</u>			<u>3,092</u>	<u>3,102</u>	<u>2,085</u>	<u>2,040</u>		
<u>LIEUTENANT COLONEL - TOTAL</u>			-	-	-	-		
<u>MAJOR - TOTAL</u>			3	1	5	7		
<u>CAPTAIN - TOTAL</u>			4	23	68	41		
<u>FIRST LIEUTENANT - TOTAL</u>			93	91	184	157		
<u>SECOND LIEUTENANT - TOTAL</u>			1,798	2,051	1,341	1,069		
<u>MEDICAL RESERVIST - TOTAL</u>			1,194	936	487	766		
<u>Air Force Reserve Combat Training - Total</u>			2	2	16	19		
Major			-	-	-	-		
Captain			-	4	11	9		
First Lieutenant			2	1	5	9		
Second Lieutenant			-	-	-	1		
<u>Air Depot Wings - Total</u>			-	-	-	-		
Major			-	-	-	-		
Captain			-	-	-	-		
First Lieutenant			-	-	-	-		
Second Lieutenant			-	-	-	-		
<u>Airways and Air Communications Squadrons - Total</u>			-	-	3	1		
Major			-	-	-	-		
Captain			-	-	1	-		
First Lieutenant			-	-	1	1		
Second Lieutenant			-	-	1	-		

TABLE 276 - SUMMARY - AF RESERVE PERSONNEL SENT TO ACTIVE MILITARY SERVICE BY GRADE,
BY PROGRAM ELEMENT - FY 1953 THROUGH FY 1957 (CONTINUED)

PROGRAM ELEMENT AND GRADE	1 JUL 1956 THROUGH 30 SEP 1956	1 OCT 1956 THROUGH 31 DEC 1956	1 JAN 1957 THROUGH 31 MAR 1957	1 APR 1957 THROUGH 30 JUN 1957
OFFICERS - FY 1957 (CONTINUED)				
<u>Aerial Port Squadrons - Total</u>	-	-	-	-
Major	-	-	-	-
Captain	-	-	-	-
First Lieutenant	-	-	-	-
Second Lieutenant	-	-	-	-
<u>Air Rescue Squadrons - Total</u>	-	-	1	-
Major	-	-	-	-
Captain	-	-	-	-
First Lieutenant	-	-	1	-
Second Lieutenant	-	-	-	-
<u>Personnel Processing Units - Total</u>	-	-	-	2
Major	-	-	-	-
Captain	-	-	-	1
First Lieutenant	-	-	-	1
Second Lieutenant	-	-	-	-
<u>Air Reserve Squadron (Navigation Training) - Total</u>	-	1	4	2
Major	-	1	1	1
Captain	-	1	1	1
First Lieutenant	-	-	3	1
Second Lieutenant	-	-	-	-
<u>MOARS (OJT On Flying Status) - Total</u>	-	2	2	2
Major	-	-	-	-
Captain	-	2	2	2
First Lieutenant	-	-	1	-
Second Lieutenant	-	-	-	-
<u>MOARS (OJT Not On Flying Status) - Total</u>	1	2	5	2
Major	-	-	1	1
Captain	-	2	3	1
First Lieutenant	-	1	1	-
Second Lieutenant	1	-	-	1
<u>MOARS (OJT Active Duty Pay Only) - Total</u>	-	2	2	-
Major	-	-	-	-
Captain	-	2	1	-
First Lieutenant	-	-	1	-
Second Lieutenant	-	-	-	-
<u>Specialized Training - Total</u>	2	14	25	15
Major	-	1	1	1
Captain	2	6	17	4
First Lieutenant	5	5	7	10
Second Lieutenant	2	2	-	-
<u>General Training - Total</u>	10	10	37	43
Major	1	-	1	3
Captain	-	4	12	12
First Lieutenant	5	4	15	10
Second Lieutenant	4	2	9	18
<u>Non-Affiliated Reserve Section - Total</u>	1,864	2,128	1,496	1,116
Major	2	-	2	3
Captain	2	2	20	8
First Lieutenant	73	79	145	89
Second Lieutenant	1,787	2,047	1,329	1,016
<u>Ineligible Reserve Section - Total</u>	12	1	6	66
Major	-	-	-	-
Captain	-	-	-	2
First Lieutenant	8	1	4	34
Second Lieutenant	4	-	2	30
<u>Inactive Status List Reserve Section - Total</u>	-	-	-	6
Major	-	-	-	-
Captain	-	-	-	1
First Lieutenant	-	-	-	2
Second Lieutenant	-	-	-	3
<u>Medical Reservists - Total</u>	1,194	936	487	766

TABLE 276 - SUMMARY - AF RESERVE PERSONNEL SENT TO ACTIVE MILITARY SERVICE BY GRADE,
BY PROGRAM ELEMENT - FY 1953 THROUGH FY 1957 (CONTINUED)

PROGRAM ELEMENT AND GRADE	1 JUL 1956 THROUGH 30 SEP 1956	1 OCT 1956 THROUGH 31 DEC 1956	1 JAN 1957 THROUGH 31 MAR 1957	1 APR 1957 THROUGH 30 JUN 1957
	AIRMEN - FY 1957			
<u>TOTAL</u>	<u>315</u>	<u>442</u>	<u>453</u>	<u>516</u>
MASTER SERGEANT - TOTAL	26	26	19	19
TECHNICAL SERGEANT - TOTAL	44	55	56	56
STAFF SERGEANT - TOTAL	156	235	243	281
AIRMAN FIRST CLASS - TOTAL	70	119	123	149
AIRMAN SECOND CLASS - TOTAL	8	5	7	7
AIRMAN THIRD CLASS - TOTAL	1	1	2	1
AIRMAN BASIC - TOTAL	-	-	1	1
<u>Air Force Reserve Combat Training - Total</u>	<u>80</u>	<u>118</u>	<u>90</u>	<u>98</u>
Master Sergeant	5	8	2	5
Technical Sergeant	9	12	9	16
Staff Sergeant	45	71	53	59
Airman First Class	20	27	25	17
Airman Second Class	1	-	1	1
Airman Third Class	-	-	-	-
<u>Air Depot Wings - Total</u>	<u>4</u>	<u>2</u>	-	-
Master Sergeant	-	1	-	-
Technical Sergeant	-	-	-	-
Staff Sergeant	3	1	-	-
Airman First Class	-	-	-	-
Airman Second Class	1	-	-	-
Airman Third Class	-	-	-	-
<u>Airways and Air Communications Squadrons - Total</u>	<u>7</u>	<u>5</u>	<u>6</u>	<u>4</u>
Master Sergeant	1	-	-	-
Technical Sergeant	2	1	2	-
Staff Sergeant	3	3	4	3
Airman First Class	-	1	-	1
Airman Second Class	1	-	-	-
Airman Third Class	-	-	-	-
<u>Aerial Port Squadrons - Total</u>	<u>1</u>	-	<u>7</u>	<u>6</u>
Master Sergeant	-	-	1	1
Technical Sergeant	-	-	-	2
Staff Sergeant	1	-	5	3
Airman First Class	-	-	1	-
Airman Second Class	-	-	-	-
Airman Third Class	-	-	-	-
<u>Air Rescue Squadrons - Total</u>	-	<u>1</u>	-	<u>1</u>
Master Sergeant	-	-	-	1
Technical Sergeant	-	-	-	-
Staff Sergeant	-	1	-	-
Airman First Class	-	-	-	-
Airman Second Class	-	-	-	-
Airman Third Class	-	-	-	-
<u>Personnel Processing Squadrons - Total</u>	-	<u>2</u>	<u>2</u>	<u>1</u>
Master Sergeant	-	-	1	-
Technical Sergeant	-	1	1	-
Staff Sergeant	-	1	-	1
Airman First Class	-	1	-	-
Airman Second Class	-	-	-	-
Airman Third Class	-	-	-	-
<u>Air Terminal Squadrons - Total</u>	-	-	-	<u>1</u>
Master Sergeant	-	-	-	-
Technical Sergeant	-	-	-	1
Staff Sergeant	-	-	-	-
Airman First Class	-	-	-	-
Airman Second Class	-	-	-	-
Airman Third Class	-	-	-	-
<u>MOARS (OJT Not On Flying Status) - Total</u>	<u>2</u>	<u>48</u>	<u>78</u>	<u>113</u>
Master Sergeant	-	3	1	1
Technical Sergeant	-	8	11	17
Staff Sergeant	2	18	48	62
Airman First Class	-	19	18	33
Airman Second Class	-	-	-	-
Airman Third Class	-	-	-	-

TABLE 276- SUMMARY - AF RESERVE PERSONNEL SENT TO ACTIVE MILITARY SERVICE BY GRADE,
BY PROGRAM ELEMENT - FY 1953 THROUGH FY 1957 (CONTINUED)

PROGRAM ELEMENT AND GRADE	1 JUL 1956 THROUGH 30 SEP 1956	1 OCT 1956 THROUGH 31 DEC 1956	1 JAN 1957 THROUGH 31 MAR 1957	1 APR 1957 THROUGH 30 JUN 1957
AIRMEN - FY 1957 (CONTINUED)				
<u>MOARS (OJT Active Duty Pay Only) - Total</u>	1	2	1	11
Master Sergeant	-	-	-	-
Technical Sergeant	1	1	1	1
Staff Sergeant	-	1	-	9
Airman First Class	-	-	-	1
Airman Second Class	-	-	-	-
Airman Third Class	-	-	-	-
<u>Specialized Training - Total</u>	103	145	144	152
Master Sergeant	8	9	9	4
Technical Sergeant	17	21	23	11
Staff Sergeant	56	71	70	89
Airman First Class	20	43	41	44
Airman Second Class	1	1	-	4
Airman Third Class	1	-	1	-
<u>General Training - Total</u>	35	22	37	22
Master Sergeant	2	-	3	1
Technical Sergeant	7	-	2	5
Staff Sergeant	16	16	17	8
Airman First Class	9	5	13	8
Airman Second Class	1	-	2	-
Airman Third Class	-	1	-	-
<u>Non-Affiliated Reserve Section - Total</u>	82	96	86	104
Master Sergeant	10	5	3	6
Technical Sergeant	8	12	7	4
Staff Sergeant	40	52	44	46
Airman First Class	21	22	24	42
Airman Second Class	3	4	6	2
Airman Third Class	-	1	1	3
Airman Basic	-	-	1	1
<u>Ineligible Reserve Section - Total</u>	-	-	2	2
Master Sergeant	-	-	-	-
Technical Sergeant	-	-	-	-
Staff Sergeant	-	-	1	-
Airman First Class	-	-	1	2
Airman Second Class	-	-	-	-
Airman Third Class	-	-	-	-
<u>Inactive Status List Reserve Section - Total</u>	-	1	-	1
Master Sergeant	-	-	-	-
Technical Sergeant	-	-	-	-
Staff Sergeant	-	-	-	1
Airman First Class	-	1	-	-
Airman Second Class	-	-	-	-
Airman Third Class	-	-	-	-

Source: Personnel Statistics Division, Directorate of Statistical Services, Comptroller

TABLE 277 - SUMMARY - AIR FORCE RESERVE PERSONNEL NOT ON ACTIVE DUTY-
31 DEC 1947 THROUGH 30 JUN 1957

(Table below includes personnel on "Reserve Retired List")

DATE	TOTAL	COMMISSIONED OFFICERS	WARRANT OFFICERS	AIRMEN
31 December 1947	429,000	234,866	-	194,134
30 June 1948	427,960	234,462	-	193,498
31 July 1949	392,570	237,613	-	154,957
30 June 1950	374,256	256,720	-	117,536
25 June 1951	315,242	236,726	-	78,516
25 June 1952	316,850	223,222	-	93,628
25 June 1953	240,626	163,645	-	76,981
25 June 1954	255,674	168,916	1,298	85,460
30 June 1955	245,574	150,476	1,373	93,725
30 June 1956	344,264	146,442	1,291	196,531
30 June 1957	428,416	143,236	885	284,295

Source: Personnel Statistics Division, Directorate of Statistical Services, DCS/Comptroller

TABLE 278 -FUNCTIONAL DISTRIBUTION OF AIR FORCE RESERVE AIRCRAFT INVENTORY
QUARTERLY - FISCAL YEAR 1957

588

AIRCRAFT INVENTORY																
TYPE OF AIRCRAFT	TOTAL AIRCRAFT	ACTIVE										INACTIVE				
		TOTAL ACTIVE	OPERATING						NON-OPERATING				TOTAL INACTIVE	STORAGE STORAGE	BAILMENT & LOAN	AWAITING DISPOSITION
			TOTAL OPERATING ACTIVE	TAC & TRANS	TRAINING	OPERATIONAL SUPPORT	ADMINISTRATIVE	SPECIAL MISSION	TEST & TEST SUPPORT	TOTAL NON-OPERATING	MAINT & MOD	OTHER				
30 SEPTEMBER 1956																
TOTAL . . .	878	877	776	775	-	-	-	1	-	101	101	-	1	-	-	1
Bomber	78	78	48	48	-	-	-	-	-	30	30	-	-	-	-	-
Fighter	295	295	265	265	-	-	-	-	-	30	30	-	-	-	-	-
Search & Rescue	11	11	11	11	-	-	-	-	-	-	-	-	-	-	-	-
Cargo	309	309	303	302	-	-	-	1	-	6	6	-	-	-	-	-
Trainer	185	184	149	149	-	-	-	-	-	35	35	-	1	-	-	1
31 DECEMBER 1956																
TOTAL . . .	878	878	777	776	-	-	-	1	-	101	98	3	-	-	-	-
Bomber	79	79	74	74	-	-	-	-	-	5	5	-	-	-	-	-
Fighter	320	320	287	287	-	-	-	-	-	33	33	-	-	-	-	-
Search & Rescue	12	12	11	11	-	-	-	-	-	1	-	1	-	-	-	-
Cargo	314	314	284	283	-	-	-	1	-	30	28	2	-	-	-	-
Trainer	153	153	121	121	-	-	-	-	-	32	32	-	-	-	-	-

TABLE 278 --FUNCTIONAL DISTRIBUTION OF AIR FORCE RESERVE AIRCRAFT INVENTORY
 QUARTERLY -- FISCAL YEAR 1957 (CONTINUED)

AIRCRAFT INVENTORY																	
TYPE OF AIRCRAFT	TOTAL AIRCRAFT	ACTIVE											INACTIVE				
		TOTAL ACTIVE	OPERATING							NON-OPERATING				TOTAL INACTIVE	STORAGE	BAILEMENT & LOAN	AWAITING DISPOSITION
			TOTAL OPERATING ACTIVE	TAC & TRANS	TRAINING	OPERATIONAL SUPPORT	ADMINISTRATIVE	SPECIAL MISSION	TEST & TEST SUPPORT	TOTAL NON-OPERATING	MAINT & MOD	OTHER					
31 MARCH 1957																	
TOTAL	798	798	694	693	-	-	-	1	-	104	97	7	-	-	-	-	
Bomber	41	41	41	41	-	-	-	-	-	-	-	-	-	-	-	-	
Fighter	259	259	238	238	-	-	-	-	-	21	21	-	-	-	-	-	
Search & Rescue	13	13	13	13	-	-	-	-	-	-	-	-	-	-	-	-	
Cargo	356	356	300	299	-	-	-	1	-	56	49	7	-	-	-	-	
Trainer	129	129	102	102	-	-	-	-	-	27	27	-	-	-	-	-	
30 JUNE 1957																	
TOTAL	824	824	737	736	-	-	-	1	-	87	67	20	-	-	-	-	
Bomber	3	3	3	3	-	-	-	-	-	-	-	-	-	-	-	-	
Fighter	185	185	175	175	-	-	-	-	-	10	10	-	-	-	-	-	
Search & Rescue	13	13	13	13	-	-	-	-	-	-	-	-	-	-	-	-	
Cargo	488	488	422	421	-	-	-	1	-	66	46	20	-	-	-	-	
Trainer	135	135	124	124	-	-	-	-	-	11	11	-	-	-	-	-	

SOURCE: Operations Statistics Division, Directorate of Statistical Services, Comptroller of the Air Force.

TABLE 779 FUNCTIONAL DISTRIBUTION OF AIR FORCE RESERVE AIRCRAFT POSSESSED - FISCAL YEARS 1950 - 1957

DATE OF INVENTORY	TOTAL AIRCRAFT	ACTIVE											INACTIVE			
		TOTAL ACTIVE	TOTAL OPERATING ACTIVE	OPERATING						NON-OPERATING			TOTAL INACTIVE	STORAGE	BAILMENT & LOAN	AWAITING DISPOSITION
				TAC & TRANS	TRAINING	OPERATIONAL SUPPORT	ADMIN	SPECIAL MISSION	TEST	TOTAL NON-OPERATING	MAINT & MOD	OTHER				
FY 1950 30 June	954	954	894	a/ 425		469	-	-	-	60	60	-	-	-	-	-
FY 1951 30 June	146	144	111			111	-	-	-	33	33	-	2	-	1	1
FY 1952 30 June	68	68	67	67	-	-	-	-	-	1	1	-	-	-	-	-
FY 1953 30 June	321	320	285	285	-	-	-	-	-	35	35	-	1	-	1	-
FY 1954 30 June	486	485	457	457	-	-	-	-	-	28	28	-	1	-	1	-
FY 1955 30 June	682	682	661	660	-	1	-	-	-	21	21	-	-	-	-	-
FY 1956 30 June	836	835	722	721	-	-	-	1	-	113	113	-	1	-	-	1
FY 1957 30 September	878	877	776	775	-	-	-	1	-	101	101	-	1	-	-	1
31 December	878	878	777	776	-	-	-	1	-	101	98	3	-	-	-	-
31 March	798	798	694	693	-	-	-	1	-	104	97	7	-	-	-	-
30 June	824	824	737	736	-	-	-	1	-	87	67	20	-	-	-	-

a/ Data prior to 31 December 1951 represents total of "Tac and Trans" and Training.

SOURCE: Operations Statistics Division, Directorate of Statistical Services, Comptroller of the Air Force.

TABLE 280 -AIR FORCE RESERVE AIRCRAFT FUNCTIONAL DISTRIBUTION BY TYPE, MODEL, AND SELECTED SERIES - AS OF 30 JUNE 1957

TYPE, MODEL AND SERIES	AIRCRAFT INVENTORY															
	TOTAL AIRCRAFT	TOTAL ACTIVE	TOTAL OPERATING ACTIVE	ACTIVE							INACTIVE					
				TAC & TRANS	TRAINING	OPERATIONAL SUPPORT	ADMINISTRATIVE	SPECIAL MISSION	TEST & TEST SUPPORT	TOTAL NON-OPERATING	MAINT & MOD	OTHER	TOTAL INACTIVE	STORAGE	BAILEMENT AND LOAN	AWAITING DISPOSITION
TOTAL AIRCRAFT	824	824	737	736	-	-	-	1	-	87	67	20	-	-	-	-
<u>Bomber</u>	<u>3</u>	<u>3</u>	<u>3</u>	<u>3</u>	-	-	-	-	-	-	-	-	-	-	-	-
B-26	3	3	3	3	-	-	-	-	-	-	-	-	-	-	-	-
<u>Fighter</u>	<u>185</u>	<u>185</u>	<u>175</u>	<u>175</u>	-	-	-	-	-	<u>10</u>	<u>10</u>	-	-	-	-	-
F-80C	69	69	69	69	-	-	-	-	-	-	-	-	-	-	-	-
F-84E	70	70	70	70	-	-	-	-	-	-	-	-	-	-	-	-
F-86A	1	1	-	-	-	-	-	-	-	1	1	-	-	-	-	-
F-86H	45	45	36	36	-	-	-	-	-	9	9	-	-	-	-	-
<u>Search & Rescue</u>	<u>13</u>	<u>13</u>	<u>13</u>	<u>13</u>	-	-	-	-	-	-	-	-	-	-	-	-
SA-16A	13	13	13	13	-	-	-	-	-	-	-	-	-	-	-	-
<u>Cargo</u>	<u>488</u>	<u>488</u>	<u>422</u>	<u>421</u>	-	-	-	1	-	<u>66</u>	<u>46</u>	<u>20</u>	-	-	-	-
C-45	61	61	56	56	-	-	-	-	-	5	5	-	-	-	-	-
C-46	201	201	172	171	-	-	-	1	-	29	29	-	-	-	-	-
C-119	226	226	194	194	-	-	-	-	-	32	12	20	-	-	-	-
<u>Trainer</u>	<u>135</u>	<u>135</u>	<u>124</u>	<u>124</u>	-	-	-	-	-	<u>11</u>	<u>11</u>	-	-	-	-	-
TB-25	6	6	6	6	-	-	-	-	-	-	-	-	-	-	-	-
TC-46	1	1	1	1	-	-	-	-	-	-	-	-	-	-	-	-
TC-47	46	46	44	44	-	-	-	-	-	2	2	-	-	-	-	-
T-28	16	16	12	12	-	-	-	-	-	4	4	-	-	-	-	-
T-33	66	66	61	61	-	-	-	-	-	5	5	-	-	-	-	-

Source: Operations Statistics Division, Directorate of Statistical Services, Comptroller of the Air Force.

TABLE 281 --AIR FORCE RESERVE AVERAGE ACTIVE AIRCRAFT OPERATIONALLY AND NOT OPERATIONALLY READY BY TYPE AND MODEL - FISCAL YEAR 1957

Note: This is a new table and does not appear in the previous fiscal year Statistical Digest.

TYPE AND MODEL OF AIRCRAFT	AVERAGE AIRCRAFT ON HAND DURING FISCAL YEAR	AVERAGE AIRCRAFT OPERATIONALLY READY	% OF AOH IN COMMISSION	AVERAGE AIRCRAFT NOT OPERATIONALLY READY				
				AWAITING SUPPLY	TECHNICAL ORDER COMP.	MAINTENANCE		OTHER REASONS
						PERIODIC	MALFUNCTION DEFECT DAMAGE	
<u>AIR FORCE RESERVE - TOTAL</u>	<u>744</u>	<u>525</u>	71	<u>52</u>	<u>13</u>	<u>75</u>	<u>57</u>	<u>22</u>
<u>Bomber - Total</u>	<u>43</u>	<u>34</u>	79	<u>4</u>	-	<u>3</u>	<u>1</u>	<u>1</u>
B-26	43	34	79	4	-	3	1	1
<u>Fighter - Total</u>	<u>254</u>	<u>179</u>	70	<u>16</u>	<u>6</u>	<u>20</u>	<u>24</u>	<u>9</u>
F-80	116	85	73	8	2	11	7	3
F-84E	93	65	70	5	4	7	8	4
F-84G	36	25	69	2	-	1	7	1
F-86A	1	-	-	-	-	-	1	-
F-86H	8	4	50	1	-	1	1	1
<u>Reconnaissance - Total</u>	<u>1</u>	-	-	-	-	-	<u>1</u>	-
RF-84	1	-	-	-	-	-	1	-
<u>Search & Rescue - Total</u>	<u>10</u>	<u>7</u>	70	<u>1</u>	-	<u>1</u>	<u>1</u>	-
SA-15	10	7	70	1	-	1	1	-
<u>Cargo - Total</u>	<u>311</u>	<u>216</u>	69	<u>24</u>	<u>3</u>	<u>39</u>	<u>22</u>	<u>7</u>
C-45	61	46	75	4	3	7	3	1
C-46	181	134	74	11	3	20	11	2
C-119	69	36	52	9	-	12	8	4
<u>Trainer - Total</u>	<u>125</u>	<u>89</u>	71	<u>7</u>	<u>4</u>	<u>12</u>	<u>8</u>	<u>5</u>
TB-26	7	6	86	-	1	1	-	-
TC-46	1	1	100	-	-	-	-	-
TC-47	38	28	74	2	1	4	2	1
T-28	19	12	63	1	-	2	2	2
T-33	60	42	70	4	3	5	4	2

Source: Operations Statistics Division, Directorate of Statistical Services, Comptroller of the Air Force.

TABLE 282 --SUMMARY OF HOURS FLOWN BY AIR FORCE RESERVE AIRCRAFT BY TYPE AND MODEL
FISCAL YEARS 1950 - 1957

TYPE AND MODEL	FY 1950	FY 1951	FY 1952	FY 1953	FY 1954	FY 1955	FY 1956	FY 1957
TOTAL a/	355,514	222,258	13,329 b/	72,898	149,844	195,818	240,428	249,834
Bomber	28,941	10,239	10	-	2,995	3,953	12,937	13,449
B-25	-	-	-	-	108	-	-	-
B-26	28,941	10,239	10	-	2,887	3,953	12,937	13,449
Fighter	-	-	-	3,719	21,903	26,291	40,367	42,380
F-51	-	-	-	3,719	19,550	2,030	30,434	-
F-80	-	-	-	-	2,353	21,946	-	21,994
F-84	-	-	-	-	-	2,315	9,933	18,460
F-86	-	-	-	-	-	-	-	1,925
F-94	-	-	-	-	-	-	-	1
Reconnaissance	-	-	-	-	-	938	1	1
RB-26	-	-	-	-	-	934	1	-
RF-80	-	-	-	-	-	4	-	-
RF-84	-	-	-	-	-	-	-	1
Search and Rescue	-	-	-	-	-	-	8	2,680
SA-16	-	-	-	-	-	-	8	2,680
Cargo	27,608	20,090	1,261	36,703	71,335	100,267	126,568	143,647
CB-26	86	268	-	-	-	-	-	-
C-45	14	2	-	-	5,925	23,024	32,109	27,271
C-46	3,570	5,995	1,137	36,703	65,410	72,472	84,780	88,964
C-47	23,938	13,825	124	-	-	1	-	-
C-119	-	-	-	-	-	4,770	9,679	27,412
Trainer	298,965	191,927	2,058	32,476	53,607	64,368	60,547	47,677
TB-25	-	8	-	-	-	-	-	1
TB-26	728	348	-	-	-	287	2,031	2,517
TF-51	-	-	-	1,884	1,577	1,105	-	-
TF-80	-	-	-	-	-	33	-	-
TC-46	107,785	84,025	-	455	-	236	354	416
TC-47	46	-	-	-	-	2,606	14,924	20,322
T-6	65,646	3	260	25,430	21,129	6,423	1	-
T-7	28,510	39,835	1,057	-	-	-	-	-
T-11	96,250	67,708	741	-	-	-	-	-
T-28	-	-	-	4,707	26,290	31,873	15,935	4,893
T-33	-	-	-	-	4,611	21,805	27,302	19,528
Liaison	-	2	-	-	4	1	-	-
L-4	-	1	-	-	-	-	-	-
L-5	-	1	-	-	-	1	-	-
L-16	-	-	-	-	4	-	-	-

a/ The totals herein shown do not include any flying time for inactive aircraft.

b/ January 1952 thru May 1952 aircraft flying time included in USAF tables.

Source: Operations Statistics Division, Directorate of Statistical Services, Comptroller of the Air Force.

TABLE 283 - AUTHORIZED AND ASSIGNED AIR NATIONAL GUARD

STATE OR TERRITORY	30 SEPTEMBER (1956)				31 DECEMBER			
	Officer		Airman		Officer		Airman	
	Authorized	Assigned	Authorized	Assigned	Authorized	Assigned	Authorized	Assigned
<u>WORLDWIDE - TOTAL</u> . . .	<u>10,178</u>	<u>7,286</u>	<u>71,254</u>	<u>56,548</u>	<u>10,266</u>	<u>7,534</u>	<u>71,768</u>	<u>57,103</u>
<u>CONTINENTAL US - TOTAL</u> . . .	<u>9,965</u>	<u>7,147</u>	<u>69,530</u>	<u>55,195</u>	<u>10,040</u>	<u>7,381</u>	<u>70,034</u>	<u>55,749</u>
Alabama	327	254	2,102	1,854	329	261	2,128	1,910
Arizona	115	95	938	650	117	103	938	712
Arkansas	227	154	1,428	1,193	217	162	1,511	1,182
California	638	505	4,590	4,050	640	519	4,590	4,095
Colorado	190	147	1,352	958	190	146	1,352	962
Connecticut	203	133	1,261	933	203	139	1,261	955
Delaware	45	40	423	385	46	41	423	383
District of Columbia	143	118	1,142	877	143	115	1,142	880
Florida	91	55	941	475	91	65	941	491
Georgia	300	241	2,322	2,031	301	242	2,322	2,045
Idaho	147	75	949	565	147	71	949	621
Illinois	265	213	2,190	1,705	267	214	2,190	1,749
Indiana	207	146	1,554	1,154	208	151	1,554	1,245
Iowa	198	155	1,460	1,292	199	167	1,460	1,295
Kansas	96	68	720	577	97	71	720	574
Kentucky	148	116	839	757	149	120	857	769
Louisiana	103	61	619	497	104	60	602	469
Maine	114	96	668	544	138	99	817	565
Maryland	143	89	972	634	145	101	978	653
Massachusetts	377	288	2,456	1,922	377	288	2,456	1,933
Michigan	314	206	2,064	1,469	314	208	2,064	1,465
Minnesota	251	167	1,530	1,363	252	179	1,530	1,347
Mississippi	149	102	995	837	152	103	1,021	847
Missouri	280	233	2,054	1,721	281	234	2,050	1,743
Montana	114	58	867	476	114	60	867	511
Nebraska	87	68	719	603	94	68	855	605
Nevada	49	35	423	379	50	38	423	374
New Hampshire	115	50	838	437	115	63	838	469
New Jersey	280	205	1,723	1,475	281	214	1,723	1,447
New Mexico	74	49	498	472	75	48	498	475
New York	786	540	5,199	3,997	798	567	5,230	3,995
North Carolina	98	81	826	663	98	83	826	666
North Dakota	130	65	838	463	130	69	838	469
Ohio	448	301	3,339	2,550	452	311	3,339	2,553
Oklahoma	199	150	1,386	1,136	200	153	1,386	1,151
Oregon	191	130	1,284	1,137	191	137	1,284	1,118
Pennsylvania	470	354	3,217	2,769	471	362	3,215	2,701
Rhode Island	118	84	807	634	115	86	803	643
South Carolina	80	57	581	515	82	65	584	498
South Dakota	146	88	906	494	146	92	906	531
Tennessee	273	225	1,726	1,518	276	222	1,778	1,502
Texas	327	236	2,417	1,917	330	252	2,417	1,904
Utah	124	90	846	813	125	90	846	816
Vermont	94	69	467	432	95	72	467	442
Virginia	49	32	355	300	51	34	354	328
Washington	163	103	1,185	986	165	112	1,185	982
West Virginia	144	85	966	648	143	84	968	737
Wisconsin	285	198	2,111	1,615	285	202	2,111	1,653
Wyoming	50	37	437	323	51	38	437	289
<u>OUTSIDE CONTL US - TOTAL</u> . . .	<u>213</u>	<u>139</u>	<u>1,724</u>	<u>1,353</u>	<u>226</u>	<u>153</u>	<u>1,734</u>	<u>1,354</u>
Alaska	45	23	423	113	46	24	423	130
Hawaii	116	87	851	802	127	92	861	774
Puerto Rico	52	29	450	438	53	37	450	450

Source: Personnel Statistics Division, Directorate of Statistical Services, DCS/Comptroller.

MILITARY STRENGTH BY STATE OR TERRITORY - FY 1957

31 MARCH (1957)				30 JUNE				STATE OR TERRITORY
Officer		Airman		Officer		Airman		
Authorized	Assigned	Authorized	Assigned	Authorized	Assigned	Authorized	Assigned	
<u>10,345</u>	<u>7,715</u>	<u>72,255</u>	<u>59,525</u>	<u>9,980</u>	<u>7,771</u>	<u>72,860</u>	<u>59,917</u>	<u>WORLDWIDE - TOTAL</u>
<u>10,119</u>	<u>7,567</u>	<u>70,521</u>	<u>58,150</u>	<u>9,740</u>	<u>7,619</u>	<u>71,132</u>	<u>58,587</u>	<u>CONTINENTAL US - TOTAL</u>
329	262	2,128	1,965	242	262	1,995	1,952	Alabama
117	111	938	778	105	112	836	850	Arizona
217	161	1,511	1,189	143	147	1,321	1,176	Arkansas
641	535	4,600	4,135	636	518	4,518	4,048	California
190	147	1,352	971	190	148	1,352	971	Colorado
203	142	1,261	972	184	143	1,266	1,016	Connecticut
46	40	423	394	53	36	421	411	Delaware
148	113	1,142	931	150	111	1,137	951	District of Columbia
91	70	941	535	96	72	927	579	Florida
301	243	2,322	2,134	278	250	2,357	2,131	Georgia
147	75	950	639	129	76	962	623	Idaho
267	232	2,190	2,026	296	239	2,204	2,123	Illinois
208	155	1,554	1,344	197	154	1,476	1,342	Indiana
204	168	1,460	1,356	204	176	1,460	1,363	Iowa
139	78	1,137	702	139	79	1,137	732	Kansas
149	121	857	789	156	119	855	746	Kentucky
104	58	602	532	111	60	1,119	539	Louisiana
138	103	817	568	150	110	880	606	Maine
155	111	988	723	152	111	986	750	Maryland
377	287	2,458	1,997	339	291	2,468	1,987	Massachusetts
324	219	2,067	1,498	356	233	2,307	1,536	Michigan
252	182	1,530	1,350	245	184	1,598	1,376	Minnesota
152	102	1,020	863	104	102	952	847	Mississippi
282	238	2,060	1,877	263	250	2,050	2,069	Missouri
114	65	867	581	128	65	947	577	Montana
94	73	863	615	74	74	765	625	Nebraska
50	40	423	413	57	38	421	405	Nevada
115	67	838	507	128	70	911	531	New Hampshire
281	218	1,723	1,490	245	207	1,574	1,461	New Jersey
75	49	498	488	75	49	498	486	New Mexico
799	565	5,243	4,082	828	585	5,531	4,134	New York
98	82	826	667	98	73	826	559	North Carolina
130	74	838	516	128	75	911	515	North Dakota
452	325	3,339	2,725	431	323	3,199	2,776	Ohio
200	159	1,386	1,194	188	158	1,499	1,244	Oklahoma
195	138	1,294	1,114	176	145	1,299	1,072	Oregon
471	381	3,215	2,661	448	374	3,136	2,641	Pennsylvania
115	88	803	666	115	90	803	690	Rhode Island
82	68	584	525	63	65	504	531	South Carolina
146	90	906	572	127	95	911	610	South Dakota
276	229	1,778	1,517	225	226	1,659	1,503	Tennessee
330	255	2,417	1,966	330	244	2,417	1,947	Texas
125	90	846	839	125	95	846	844	Utah
95	74	467	480	91	76	530	473	Vermont
51	33	354	332	49	32	415	334	Virginia
165	114	1,185	984	177	115	1,250	956	Washington
143	93	968	768	151	101	984	798	West Virginia
285	205	2,113	1,882	313	220	2,273	1,879	Wisconsin
51	39	439	298	52	41	439	282	Wyoming
<u>226</u>	<u>148</u>	<u>1,734</u>	<u>1,375</u>	<u>240</u>	<u>152</u>	<u>1,728</u>	<u>1,330</u>	<u>OUTSIDE CONTL US - TOTAL</u>
46	23	423	134	46	21	423	103	Alaska
127	90	861	796	134	91	857	797	Hawaii
53	35	450	445	60	40	448	430	Puerto Rico

TABLE 284 - AUTHORIZED AND ASSIGNED AIR NATIONAL GUARD STRENGTH IN FEDERALLY RECOGNIZED UNITS BY STATE OR TERRITORY - FY 1957

STATE OR TERRITORY	30 SEPTEMBER (1956)			31 DECEMBER			31 MARCH (1957)			30 JUNE		
	Units	Auth- orized	As- signed	Units	Auth- orized	As- signed	Units	Auth- orized	As- signed	Units	Auth- orized	As- signed
WORLDWIDE - TOTAL	609	81,984	64,068	611	82,585	64,880	614	83,158	67,501	587	83,392	67,950
CONTINENTAL US - TOTAL	598	80,033	62,568	599	80,612	63,365	602	81,185	65,971	575	81,414	66,462
Alabama	21	2,446	2,117	21	2,474	2,182	21	2,474	2,238	19	2,254	2,224
Arizona	4	1,060	746	4	1,062	816	4	1,062	890	3	948	963
Arkansas	13	1,663	1,351	13	1,736	1,348	13	1,736	1,354	11	1,472	1,327
California	47	5,276	4,581	47	5,278	4,640	47	5,290	4,699	46	5,203	4,593
Colorado	17	1,556	1,111	17	1,556	1,114	17	1,556	1,124	17	1,556	1,125
Connecticut	9	1,475	1,071	9	1,475	1,099	9	1,475	1,119	8	1,461	1,165
Delaware	2	472	427	2	473	426	2	473	436	2	478	449
District of Columbia	16	1,291	998	16	1,291	999	16	1,296	1,048	16	1,293	1,066
Florida	6	1,035	532	6	1,035	558	6	1,035	607	6	1,026	654
Georgia	22	2,648	2,287	22	2,649	2,303	22	2,649	2,395	20	2,661	2,399
Idaho	7	1,100	645	7	1,100	697	7	1,101	719	6	915	703
Illinois	20	2,470	1,921	20	2,472	1,966	20	2,472	2,261	20	2,515	2,369
Indiana	18	1,770	1,302	18	1,771	1,399	18	1,771	1,502	17	1,682	1,499
Iowa	11	1,674	1,453	11	1,675	1,468	11	1,680	1,530	11	1,680	1,547
Kansas	8	822	650	8	823	650	9	1,285	785	9	1,285	816
Kentucky	11	994	875	11	1,013	891	11	1,013	912	11	1,018	868
Louisiana	6	729	560	6	713	531	6	713	592	9	1,236	601
Maine	4	787	641	5	960	665	5	960	672	5	1,035	716
Maryland	5	1,123	725	5	1,131	757	6	1,152	839	6	1,147	866
Massachusetts	21	2,851	2,221	21	2,851	2,231	21	2,853	2,294	19	2,825	2,287
Michigan	14	2,385	1,677	14	2,385	1,675	14	2,398	1,720	14	2,670	1,771
Minnesota	10	1,788	1,534	10	1,789	1,530	10	1,789	1,536	9	1,850	1,564
Mississippi	5	1,152	943	5	1,181	954	5	1,180	969	4	1,064	953
Missouri	21	2,358	1,963	21	2,355	1,986	21	2,367	2,125	21	2,337	2,328
Montana	6	984	535	6	984	572	6	984	648	6	1,078	643
Nebraska	8	810	674	8	953	675	8	961	691	7	843	701
Nevada	2	476	416	2	477	414	2	477	456	2	482	446
New Hampshire	6	956	487	6	956	532	6	956	574	6	1,042	601
New Jersey	19	2,013	1,688	19	2,014	1,669	19	2,014	1,715	17	1,829	1,674
New Mexico	3	576	522	3	577	524	3	577	538	3	577	536
New York	39	6,022	4,552	40	6,065	4,577	40	6,080	4,665	38	6,396	4,735
North Carolina	10	929	745	10	929	750	10	929	750	10	929	632
North Dakota	6	971	529	6	971	539	6	971	591	6	1,042	591
Ohio	27	3,815	2,861	27	3,819	2,874	27	3,819	3,060	25	3,658	3,100
Oklahoma	14	1,593	1,289	14	1,594	1,307	14	1,594	1,356	13	1,695	1,406
Oregon	9	1,485	1,272	9	1,485	1,260	10	1,499	1,257	9	1,485	1,223
Pennsylvania	32	3,709	3,132	32	3,708	3,074	32	3,708	3,053	30	3,606	3,026
Rhode Island	5	937	723	4	930	734	4	930	759	4	930	786
South Carolina	5	666	573	5	671	564	5	671	594	4	572	597
South Dakota	7	1,055	583	7	1,055	624	7	1,055	663	6	1,041	705
Tennessee	16	2,015	1,746	16	2,070	1,727	16	2,070	1,750	14	1,900	1,734
Texas	26	2,757	2,158	26	2,760	2,161	26	2,760	2,225	26	2,760	2,195
Utah	5	981	910	5	982	913	5	982	937	5	982	948
Vermont	2	565	501	2	566	514	2	566	555	2	625	550
Virginia	1	407	332	1	408	362	1	408	365	1	467	366
Washington	10	1,365	1,090	10	1,367	1,097	10	1,367	1,104	10	1,444	1,079
West Virginia	6	1,119	736	6	1,120	825	6	1,120	865	6	1,144	903
Wisconsin	14	2,410	1,823	14	2,410	1,865	14	2,412	2,096	14	2,600	2,108
Wyoming	2	492	360	2	493	327	2	495	338	2	496	324
OUTSIDE CONTL US - TOTAL	11	1,951	1,500	12	1,973	1,515	12	1,973	1,530	12	1,981	1,488
Alaska	2	472	136	2	473	154	2	473	157	2	473	124
Hawaii	5	972	894	6	992	871	6	992	891	6	995	893
Puerto Rico	4	507	470	4	508	490	4	508	482	4	513	471

Source: Personnel Statistics Division, Directorate of Statistical Services, DCS/Comptroller, Hq USAF

TABLE 285 - AUTHORIZED AND ASSIGNED STRENGTH OF AIR NATIONAL GUARD WARRANT OFFICERS - FY 1957.

STATE OR TERRITORY	30 SEPTEMBER (1956)		31 DECEMBER		31 MARCH (1957)		30 JUNE	
	Authorized	Assigned	Authorized	Assigned	Authorized	Assigned	Authorized	Assigned
<u>WORLDWIDE - TOTAL</u>	<u>552</u>	<u>234</u>	<u>551</u>	<u>243</u>	<u>558</u>	<u>261</u>	<u>555</u>	<u>262</u>
<u>CONTINENTAL US - TOTAL</u>	<u>538</u>	<u>226</u>	<u>538</u>	<u>235</u>	<u>545</u>	<u>254</u>	<u>542</u>	<u>256</u>
Alabama	17	9	17	11	17	11	17	10
Arizona	7	1	7	1	7	1	7	1
Arkansas	8	4	8	4	8	4	8	4
California	48	26	48	26	49	29	49	27
Colorado	14	6	14	6	14	6	14	6
Connecticut	11	5	11	5	11	5	11	6
Delaware	4	2	4	2	4	2	4	2
District of Columbia	6	3	6	4	6	4	6	4
Florida	3	2	3	2	3	2	3	3
Georgia	26	15	26	16	26	18	26	18
Idaho	4	5	4	5	4	5	4	4
Illinois	15	3	15	3	15	3	15	7
Indiana	9	2	9	3	9	3	9	3
Iowa	16	6	16	6	16	6	16	8
Kansas	6	5	6	5	9	5	9	5
Kentucky	7	2	7	2	7	2	7	3
Louisiana	7	2	7	2	7	2	6	2
Maine	5	1	5	1	5	1	5	-
Maryland	8	2	8	3	9	5	9	5
Massachusetts	18	11	18	10	18	10	18	9
Michigan	7	2	7	2	7	3	7	2
Minnesota	7	4	7	4	7	4	7	4
Mississippi	8	4	8	4	8	4	8	4
Missouri	24	9	24	9	25	10	24	9
Montana	3	1	3	1	3	2	3	1
Nebraska	4	3	4	2	4	3	4	2
Nevada	4	2	4	2	4	3	4	3
New Hampshire	3	-	3	-	3	-	3	-
New Jersey	10	8	10	8	10	7	10	6
New Mexico	4	1	4	1	4	1	4	1
New York	37	15	37	15	38	18	37	16
North Carolina	5	1	5	1	5	1	5	-
North Dakota	3	1	3	1	3	1	3	1
Ohio	28	10	28	10	28	10	28	11
Oklahoma	8	3	8	3	8	3	8	4
Oregon	10	5	10	5	10	5	10	6
Pennsylvania	22	9	22	11	22	11	22	11
Rhode Island	12	5	12	5	12	5	12	6
South Carolina	5	1	5	1	5	1	5	1
South Dakota	3	1	3	1	3	1	3	-
Tennessee	16	3	16	3	16	4	16	5
Texas	13	5	13	5	13	4	13	4
Utah	11	7	11	7	11	8	11	9
Vermont	4	-	4	-	4	1	4	1
Virginia	3	-	3	-	3	-	3	-
Washington	17	1	17	3	17	6	17	8
West Virginia	9	3	9	4	9	4	9	4
Wisconsin	14	10	14	10	14	9	14	9
Wyoming	5	-	5	-	5	1	5	1
<u>OUTSIDE CONTL US - TOTAL</u>	<u>14</u>	<u>8</u>	<u>13</u>	<u>8</u>	<u>13</u>	<u>7</u>	<u>13</u>	<u>6</u>
Alaska	4	-	4	-	4	-	4	-
Hawaii	5	5	4	5	4	5	4	5
Puerto Rico	5	3	5	3	5	2	5	1

Source: Personnel Statistics Division, Directorate of Statistical Services, DCS/Comptroller.

TABLE 286 - AIR NATIONAL GUARD PARTICIPATION IN TRAINING ASSEMBLIES - FY 1957

END OF MONTH	POTENTIAL DRILL	ACTUAL DRILL	PER CENT OF PARTICIPATION	POTENTIAL DRILL	ACTUAL DRILL	PER CENT OF PARTICIPATION
July (1956)	24,028	22,580	94.0	182,182	158,847	87.2
August	26,615	24,782	93.1	200,481	171,656	85.6
September	28,491	26,802	94.1	226,776	195,886	86.4
October	28,483	26,813	94.1	224,563	197,058	87.8
November	29,753	28,033	94.2	232,010	203,952	87.9
December	28,285	26,728	94.5	217,870	193,243	88.7
January (1957)	29,117	27,703	95.1	224,678	202,006	89.9
February	29,826	28,164	94.4	230,186	207,162	90.0
March	30,206	28,726	95.1	235,326	214,664	91.2
April	29,714	28,177	94.8	234,382	212,131	90.5
May	31,695	29,939	94.5	245,947	221,344	90.0
June	28,568	27,040	94.7	213,794	192,173	89.9

Source: Personnel Statistics Division, DCS/Comptroller, Hq USAF.

TABLE 287 - AIR NATIONAL GUARD PARTICIPATION IN FIELD TRAINING - FY 1957

END OF QUARTER	NUMBER COMPLETING 15-DAY FIELD TRAINING		CUMULATIVE NUMBER COMPLETING 15-DAY FIELD TRAINING	
	Officer	Airman	Officer	Airman
<u>FY 1957</u>				
First Quarter	4,609	33,930	4,609	33,930
Second Quarter	-	-	-	-
Third Quarter	-	-	-	-
Fourth Quarter	a/ 2,003	2,841	a/ 17,971	20,653

a/ Revised 23 November 1956.

Source: Personnel Statistics Division, DCS/Comptroller, Hq USAF.

TABLE 288 - AIR NATIONAL GUARD PILOT TRAINING - FY 1957

END OF MONTH	INPUT THIS MONTH INTO PILOT TRAINING REPLACEMENT PROGRAM		AFTERITION IN PILOT TRAINING REPLACEMENT PROGRAM		NUMBER IN PILOT TRAINING REPLACEMENT PROGRAM		GRADUATES FROM PILOT TRAINING	
	Officer	Airman	Officer	Airman	Officer	Airman	Officer	Airmen
July (1956)	6	66	4	13	148	568	8	26
August . . .	17	66	2	14	153	601	10	19
September . .	14	62	8	33	152	597	7	33
October . . .	7	20	2	31	149	555	8	31
November . . .	5	64	4	16	148	592	2	11
December . . .	10	36	4	15	146	595	8	18
January (1957)	15	63	4	19	155	630	2	9
February . . .	15	19	3	9	157	619	10	21
March	16	16	8	26	151	577	14	32
April	1	47	7	13	128	479	16	32
May	4	45	3	12	120	560	9	48
June	3	0	3	18	113	516	7	26

Source: Personnel Statistics Division, DCS/Comptroller, Hq USAF.

TABLE 289 - AIR NATIONAL GUARD SCHOOL TRAINING - FY 1957

END OF MONTH	NUMBER OF ANG COMPLETING SCHOOL TRAINING		CUMULATIVE NUMBER COMPLETING SCHOOL TRAINING THIS DATE		NUMBER NOW IN SCHOOL TRAINING	
	Officer	Airman	Officer	Airman	Officer	Airman
July (1956)	92	132	92	132	261	577
August	105	183	197	315	241	646
September	71	144	268	459	259	782
October	62	142	330	601	272	943
November	90	143	420	744	266	954
December	76	247	496	991	247	767
January (1957)	57	238	553	1,229	280	662
February	97	197	650	1,426	288	675
March	94	177	744	1,603	292	669
April	104	113	848	1,716	336	757
May	81	180	929	1,896	351	1,003
June	142	224	1,071	2,120	342	1,043

Source: Personnel Statistics Division, DCS/Comptroller, Hq USAF.

TABLE 290 - SUMMARY - AIR NATIONAL GUARD PERSONNEL NOT ON ACTIVE DUTY -
30 NOV 1946 THROUGH 30 JUN 1957

DATE	TOTAL	COMMISSIONED OFFICERS	WARRANT OFFICERS	AIRMEN
30 November 1946	3,080	1,039	-	2,041
30 June 1947	10,086	2,757	-	7,329
30 June 1948	29,257	4,468	-	24,789
30 June 1949	41,435	6,553	-	34,882
30 June 1950	44,982	7,024	-	37,958
30 June 1951	20,166	2,128	-	18,038
30 June 1952	14,888	1,527	-	13,361
30 June 1953	35,556	3,839	-	31,717
30 June 1954	49,845	4,287	1,454	44,104
30 June 1955	61,306	4,957	1,741	54,608
30 June 1956	63,534	7,081	219	56,234
30 June 1957	67,950	7,771	262	59,917

Source: National Guard Bureau.

TABLE 291 - OBLIGATIONS DURING FISCAL YEAR 1957 FROM FUNDS APPROPRIATED FOR AIR NATIONAL GUARD

(In thousands of dollars. Figures in parentheses denote minus amounts.)

BUDGET PROGRAM NUMBER AND TITLE	ACTUAL OBLIGATIONS DURING FY 1957 AS OF 30 JUNE 1957		
	NET OBLIGATIONS	REIMBURSEMENTS COLLECTED	GROSS OBLIGATIONS
<u>Appropriation - Total</u>	<u>249,232</u>	<u>75</u>	<u>249,307</u>
210 Weapons, Ammunition, and Propellants.....	2,197	-	2,197
220 Ground Powered and Marine Equipment.....	3,999	(21)	3,938
230 Electronics and Communications Equipment.....	5,730	-	5,730
240 Ground Handling Equipment.....	2,162	-	2,162
250 Training Equipment.....	1,321	-	1,321
260 Support Equipment and Supplies.....	3,071	(11)	3,060
270 Base Maintenance Equipment.....	1,785	-	1,785
310 Planning.....	953	-	953
320 Military Construction - Continental U. S.....	40,485	-	40,485
330 Military Construction - Outside U. S.....	970	-	970
410 Operation of Aircraft.....	47,620	1	47,621
430 Logistical Support.....	27,883	-	27,883
440 Training Support.....	71,361	7	71,368
470 Medical Support.....	310	-	310
480 Service-Wide Support.....	179	-	179
520 Military Personnel.....	39,246	99	39,345

Source: Financial Analysis Group, Directorate of Budget, Comptroller

TABLE 292 -FUNCTIONAL DISTRIBUTION SUMMARY OF AIR NATIONAL GUARD AIRCRAFT POSSESSED - FISCAL YEARS 1950 - 1957

DATE OF INVENTORY	TOTAL AIRCRAFT ON HAND	ACTIVE									INACTIVE			
		TOTAL ACTIVE AIRCRAFT	OPERATING ACTIVE					NON-OPERATING ACTIVE			TOTAL INACTIVE	STORAGE	AWAITING DISPOSITION	BAILMENT & LOAN
			TOTAL OPERATING ACTIVE	TAC & TRANS	TRAINING	ADMINISTRATIVE	SPECIAL MISSION	TOTAL NON-OPERATING ACTIVE	MAINT MOD & IRAN	OTHER				
<u>FY 1950</u> 30 June	2,674	2,664	2,605	a/ 2,565	23	17	59	58	1	10	-	7	3	
<u>FY 1951</u> 30 June	586	583	547	a/ 514	24	9	36	36	-	3	-	3	-	
<u>FY 1952</u> 30 June	427	424	410	367	-	43	-	14	14	-	3	-	3	
<u>FY 1953</u> 30 June	1,020	1,007	938	916	13	-	9	69	63	6	13	-	1	
<u>FY 1954</u> 30 June	1,784	1,779	1,688	1,641	-	10	37	91	91	-	5	-	3	
<u>FY 1955</u> 30 June	2,052	2,049	1,994	1,903	-	52	39	55	55	-	3	-	3	
<u>FY 1956</u> 30 June	2,138	2,138	1,980	1,894	-	51	35	158	158	-	-	-	-	
<u>FY 1957</u> 30 September	2,132	2,131	1,966	1,883	-	51	32	165	159	6	1	1	-	
31 December	2,108	2,104	1,903	1,821	-	51	31	201	195	5	4	3	1	
31 March	2,076	2,045	1,821	1,739	-	49	33	224	222	2	31	1	30	
30 June	2,176	2,170	2,009	1,925	1	49	34	161	161	-	6	1	5	

a/ Data prior to 31 December 1951 represents total of "Tac & Trans" and "Training".
Source: Operations Statistics Division, Directorate of Statistical Services, Comptroller of the Air Force.

TABLE 293 - FUNCTIONAL DISTRIBUTION OF AIR NATIONAL GUARD AIRCRAFT INVENTORY
QUARTERLY - FISCAL YEAR 1957

TYPE OF AIRCRAFT	TOTAL AIRCRAFT	ACTIVE											INACTIVE				
		TOTAL ACTIVE	OPERATING							NON-OPERATING			TOTAL INACTIVE	STORAGE	BAILMENT & LOAN	AWAITING DISPOSITION	
			TOTAL OPERATING ACTIVE	TAC & TRANS	TRAINING	OPERATIONAL SUPPORT	ADMIN	SPECIAL MISSION	TEST	TOTAL NON-OPERATING	MAINT & MOD	OTHER					
30 SEPTEMBER 1956																	
ANG TOTAL . . .	2,132	2,131	1,966	1,883	-	-	51	32	-	-	165	159	6	1	-	-	1
Bomber	89	89	79	79	-	-	-	-	-	-	10	10	-	-	-	-	-
Fighter	1,413	1,412	1,299	1,298	-	-	-	1	-	-	113	108	5	1	-	-	1
Reconnaissance .	125	125	122	122	-	-	-	-	-	-	3	3	-	-	-	-	-
Search & Rescue	15	15	12	12	-	-	-	-	-	-	3	3	-	-	-	-	-
Cargo	169	169	164	168	-	-	51	5	-	-	5	5	-	-	-	-	-
Trainer	321	321	290	264	-	-	-	26	-	-	31	30	1	-	-	-	-
31 DECEMBER 1956																	
ANG TOTAL . . .	2,108	2,104	1,903	1,821	-	-	51	31	-	-	201	196	5	4	3	-	1
Bomber	85	85	81	81	-	-	-	-	-	-	4	4	-	-	-	-	-
Fighter	1,367	1,363	1,234	1,233	-	-	-	1	-	-	129	126	3	4	3	-	1
Reconnaissance .	163	163	135	135	-	-	-	-	-	-	28	26	2	-	-	-	-
Search & Rescue	15	15	11	11	-	-	-	-	-	-	4	4	-	-	-	-	-
Cargo	169	169	158	103	-	-	51	4	-	-	11	11	-	-	-	-	-
Trainer	309	309	284	258	-	-	-	26	-	-	25	25	-	-	-	-	-

TABLE 293 -FUNCTIONAL DISTRIBUTION OF AIR NATIONAL GUARD AIRCRAFT INVENTORY
QUARTERLY - FISCAL YEAR 1957 (CONTINUED)

TYPE OF AIRCRAFT	TOTAL AIRCRAFT	ACTIVE											INACTIVE			
		OPERATING								NON-OPERATING			TOTAL IN - ACTIVE	STORAGE	BAILMENT & LOAN	AWAITING DISPOSI- TION
		TOTAL ACTIVE	TOTAL OPERATING ACTIVE	TAC & TRANS	TRAIN- ING	OPERA- TIONAL SUPPORT	ADMIN	SPECIAL MISSION	TEST	TOTAL NON-OPERA- TING	MAINT & MOD	OTHER				
31 MARCH 1957																
<u>ANG TOTAL . . .</u>	<u>2,076</u>	<u>2,045</u>	<u>1,821</u>	<u>1,739</u>	-	-	<u>49</u>	<u>33</u>	-	<u>224</u>	<u>222</u>	<u>2</u>	<u>31</u>	<u>1</u>	-	<u>30</u>
Bomber	68	68	68	68	-	-	-	-	-	-	-	-	-	-	-	-
Fighter	1,351	1,320	1,175	1,174	-	-	-	1	-	145	144	1	31	1	-	30
Reconnaissance	159	159	121	121	-	-	-	-	-	38	37	1	-	-	-	-
Search & Rescue	15	15	12	12	-	-	-	-	-	3	3	-	-	-	-	-
Cargo	167	167	151	98	-	-	49	4	-	16	16	-	-	-	-	-
Trainer	316	316	294	266	-	-	-	28	-	22	22	-	-	-	-	-
30 JUNE 1957																
<u>ANG TOTAL . . .</u>	<u>2,176</u>	<u>2,170</u>	<u>2,009</u>	<u>1,925</u>	<u>1</u>	-	<u>49</u>	<u>34</u>	-	<u>161</u>	<u>161</u>	-	<u>6</u>	<u>1</u>	-	<u>5</u>
Bomber	52	52	52	52	-	-	-	-	-	-	-	-	-	-	-	-
Fighter	1,464	1,460	1,343	1,342	-	-	-	1	-	117	117	-	4	1	-	3
Reconnaissance	161	160	146	146	-	-	-	-	-	14	14	-	1	-	-	1
Search & Rescue	17	17	15	15	-	-	-	-	-	2	2	-	-	-	-	-
Cargo	170	170	165	111	-	-	49	5	-	5	5	-	-	-	-	-
Trainer	312	311	288	259	1	-	-	28	-	23	23	-	1	-	-	1

SOURCE: Operations Statistics Division, Directorate of Statistical Services, Comptroller of the Air Force.

TABLE 294 -AIR NATIONAL GUARD AIRCRAFT FUNCTIONAL DISTRIBUTION BY TYPE, MODEL, AND SELECTED SERIES
AS OF 30 JUNE 1957

TYPE, MODEL, SERIES	AIRCRAFT INVENTORY															
	TOTAL AIRCRAFT	ACTIVE											INACTIVE			
		TOTAL ACTIVE	OPERATING							NON-OPERATING			TOTAL INACTIVE	STORAGE	BAILMENT AND LOAN	AWAITING DISPOSI- TION
			TOTAL OPERATING ACTIVE	TAC & TRANS	TRAINING	OPERA- TIONAL SUPPORT	ADMINIS- TRATIVE	SPECIAL MISSION	TEST & TEST SUPPORT	TOTAL NON-OPERA- TING ACTIVE	MAINT & MOD	OTHER				
TOTAL AIRCRAFT	2,176	2,170	2,009	1,925	1	-	49	34	-	161	161	-	6	1	-	5
Bomber	52	52	52	52	-	-	-	-	-	-	-	-	-	-	-	-
B-26	52	52	52	52	-	-	-	-	-	-	-	-	-	-	-	-
Fighter	1,464	1,460	1,343	1,342	-	-	-	1	-	117	117	-	4	1	-	3
F-80	232	232	232	232	-	-	-	-	-	-	-	-	-	-	-	-
F-84D	1	-	-	-	-	-	-	-	-	-	-	-	1	-	-	1
F-84E	115	115	114	114	-	-	-	-	-	1	1	-	-	-	-	-
F-84F	194	193	175	175	-	-	-	-	-	18	18	-	1	-	-	1
F-84G	5	5	5	5	-	-	-	-	-	-	-	-	-	-	-	-
F-86A	241	241	203	203	-	-	-	-	-	38	38	-	-	-	-	-
F-86D	36	36	35	35	-	-	-	-	-	1	1	-	-	-	-	-
F-86E	149	148	129	128	-	-	-	1	-	19	19	-	1	1	-	-
F-86F	4	4	4	4	-	-	-	-	-	-	-	-	-	-	-	-
F-89	146	146	134	134	-	-	-	-	-	12	12	-	-	-	-	-
F-94	341	340	312	312	-	-	-	-	-	28	28	-	1	-	-	1
Reconnaissance	161	160	146	146	-	-	-	-	-	14	14	-	1	-	-	1
RB-26	38	37	32	32	-	-	-	-	-	5	5	-	1	-	-	1
RF-80	39	39	38	38	-	-	-	-	-	1	1	-	-	-	-	-
RF-84F	82	82	74	74	-	-	-	-	-	8	8	-	-	-	-	-
RF-86A	2	2	2	2	-	-	-	-	-	-	-	-	-	-	-	-
Search & Rescue	17	17	15	15	-	-	-	-	-	2	2	-	-	-	-	-
SA-16	17	17	15	15	-	-	-	-	-	2	2	-	-	-	-	-
Cargo	170	170	165	111	-	-	49	5	-	5	5	-	-	-	-	-
VB-26	2	2	2	-	-	-	-	-	-	2	2	-	-	-	-	-
C-45	51	51	51	2	-	-	49	-	-	-	-	-	-	-	-	-
C-46	32	32	28	28	-	-	-	-	-	4	4	-	-	-	-	-
C-47	84	84	83	81	-	-	-	2	-	1	1	-	-	-	-	-
C-53	1	1	1	-	-	-	-	1	-	-	-	-	-	-	-	-
Trainers	312	311	288	259	1	-	-	-	-	23	23	-	1	-	-	1
TB-25	30	30	30	4	1	-	-	-	-	1	1	-	-	-	-	-
TB-26	17	17	16	15	-	-	-	-	-	1	1	-	-	-	-	-
TC-46	1	1	1	1	-	-	-	-	-	-	-	-	-	-	-	-
T-6	3	3	3	3	-	-	-	-	-	-	-	-	-	-	-	-
T-28	38	38	28	28	-	-	-	-	-	10	10	-	-	-	-	-
T-33	223	222	210	208	-	-	-	2	-	12	12	-	1	-	-	1

Source: Operations Statistics Division, Directorate of Statistical Services, Comptroller of the Air Force.

TABLE 295 - SUMMARY OF HOURS FLOWN BY AIR NATIONAL GUARD AIRCRAFT BY TYPE AND MODEL
FISCAL YEARS 1950 - 1957

TYPE AND MODEL	FY 1950	FY 1951	FY 1952	FY 1953	FY 1954	FY 1955	FY 1956	FY 1957
TOTAL -- a/	376,578	249,179	87,091	146,660	267,594	358,275	389,501	463,373
Bomber	34,736	17,043	2	1,404	12,880	22,820	17,215	16,565
B-26	34,736	17,043	2	1,404	12,880	22,820	17,215	16,565
Fighter	191,985	119,540	42,108	63,953	107,998	166,949	182,917	249,874
F-47	60,006	31,893	4,878	3,362	1,711	64	-	-
F-51	115,993	68,682	35,631	60,591	80,453	48,283	19,502	4,130
F-80	10,979	5,149	-	-	9,290	35,182	43,784	54,640
F-84	5,007	13,816	1,599	-	4,369	18,657	28,694	38,757
F-86	-	-	-	-	10,975	39,523	45,454	74,575
F-89	-	-	-	-	-	2,506	6,156	21,349
F-94	-	-	-	-	1,200	22,734	39,327	56,423
Reconnaissance	1,351	414	-	1,069	5,815	5,346	11,947	22,153
RB-26	-	-	-	1,027	3,927	2,003	4,597	10,480
RF-51	1,351	414	-	42	1,888	2,064	641	-
RF-80	-	-	-	-	-	1,279	6,280	4,970
RF-84	-	-	-	-	-	-	95	6,423
RF-86	-	-	-	-	-	-	331	280
RC-47	-	-	-	-	-	-	3	-
Search and Rescue	-	-	-	-	-	-	843	4,546
SA-16	-	-	-	-	-	-	843	4,546
Cargo	61,596	56,013	27,847	34,508	39,218	54,156	60,906	72,736
VB-26	-	-	-	-	-	-	682	719
C-45	372	372	-	-	255	17,204	18,244	21,082
C-46	448	147	-	840	2,038	2,616	6,521	12,635
C-47/53	60,776	55,494	27,847	33,668	36,925	34,336	35,417	38,300
VC-74	-	-	-	-	-	-	42	-
Trainer	86,910	56,169	17,134	45,704	101,608	108,945	115,648	97,499
T-6	57,387	33,776	15,183	43,584	79,121	59,032	36,862	5,808
T-11	5,108	2,714	-	-	-	-	-	-
TB-25	-	-	-	-	1,193	5,103	5,254	6,330
TB-26	18,751	16,997	1,697	1,741	361	-	8,100	5,585
T-33	-	-	-	40	20,933	44,810	64,146	71,627
TC-46	-	-	-	64	-	-	324	470
TF-47	2,166	1,102	143	-	-	-	-	-
TF-51	3,498	1,580	111	275	-	-	962	313
TC-47	-	-	-	-	-	-	-	48
T-28	-	-	-	-	-	-	-	7,318
Liaison	-	-	-	22	75	59	25	-
L-16	-	-	-	22	75	59	25	-

a/ The totals herein shown do not include any flying time for inactive aircraft.

Source: Operations Statistics Division, Directorate of Statistical Services, Comptroller of the Air Force.

TABLE 296 - AIR NATIONAL GUARD AVERAGE ACTIVE AIRCRAFT OPERATIONALLY AND NOT OPERATIONALLY READY BY TYPE AND MODEL - FISCAL YEAR 1957

Note: This is a new table and does not appear in the previous fiscal year Statistical Digest.

TYPE AND MODEL OF AIRCRAFT	AVERAGE AIRCRAFT ON HAND DURING FISCAL YEAR	AVERAGE AIRCRAFT OPERATIONALLY READY	% OF AOB IN COMMISSION	AVERAGE AIRCRAFT NOT OPERATIONALLY READY				
				AWAITING SUPPLY	TECH ORDER COMP.	MAINTENANCE		OTHER REASONS
						PERIODIC	MALFUNCTION DEFECT, DAMAGE	
TOTAL AOB	1,949	1,282	66	151	44	208	210	54
B-26	74	51	69	9	-	6	6	2
F-51	36	27	75	-	-	3	2	4
F-80	215	158	73	18	2	20	14	3
F-84D	41	22	54	1	2	3	10	3
F-84E	108	77	71	3	2	14	10	2
F-84F	120	62	52	6	11	13	21	7
F-84G	1	1	100	-	-	-	-	-
F-86A	210	131	62	11	4	27	33	4
F-86D	18	8	44	2	1	2	4	1
F-86E	138	83	60	11	1	21	17	5
F-86F	-	-	-	-	-	-	-	-
F-89	130	68	52	18	5	13	23	3
F-94	260	176	68	21	3	26	27	7
RB-26	38	22	58	9	-	2	3	2
RF-80	32	18	56	5	1	3	4	1
RF-84F	52	30	58	6	1	4	7	4
RF-86A	2	1	50	-	-	1	-	-
SA-16	13	9	69	1	-	2	1	-
VB-26	2	1	50	-	-	1	-	-
C-45	51	46	90	1	-	4	-	-
C-46	26	20	77	1	-	4	1	-
C-47	66	53	80	1	3	5	4	-
YC-47	14	10	71	1	1	1	1	-
VO-53	1	1	100	-	-	-	-	-
TB-25	29	19	66	3	-	4	3	-
TB-26	19	13	68	3	-	2	1	-
TC-46	1	1	100	-	-	-	-	-
TF-51	2	1	50	-	-	-	-	-
T-6	18	14	78	-	-	1	1	2
T-28	29	19	66	2	-	4	3	1
T-33	203	140	69	18	7	22	14	2

Source: Operations Statistics Division, Directorate of Statistical Services, Comptroller of the Air Force.

TABLE 297 - FORMALLY ENROLLED AF RESERVE OFFICER TRAINING CORPS (ROTC) STUDENTS
BY INSTITUTION, BY YEAR OF COURSE, BY STATE - FY 1957

INSTITUTION	TOTAL	BASIC			ADVANCED		
		Total	First Year	Second Year	Total	First Year	Second Year
20 October 1956							
<u>TOTAL</u>	<u>99,434</u>	<u>87,093</u>	<u>55,256</u>	<u>31,837</u>	<u>12,341</u>	<u>5,681</u>	<u>6,660</u>
<u>ALABAMA - TOTAL</u>	<u>2,406</u>	<u>2,204</u>	<u>1,401</u>	<u>803</u>	<u>202</u>	<u>73</u>	<u>129</u>
Alabama Polytechnic Institute	1,337	1,218	825	393	119	40	79
Alabama, University Of	813	759	443	316	54	26	28
Tuskegee Institute	256	227	133	94	29	7	22
<u>ARIZONA - TOTAL</u>	<u>1,461</u>	<u>1,330</u>	<u>851</u>	<u>479</u>	<u>131</u>	<u>58</u>	<u>73</u>
Arizona, University Of	754	678	422	256	76	31	45
Arizona State College	707	652	429	223	55	27	28
<u>ARKANSAS - TOTAL</u>	<u>546</u>	<u>485</u>	<u>315</u>	<u>170</u>	<u>61</u>	<u>31</u>	<u>30</u>
Arkansas, University Of	546	485	315	170	61	31	30
<u>CALIFORNIA - TOTAL</u>	<u>4,270</u>	<u>3,626</u>	<u>2,240</u>	<u>1,386</u>	<u>644</u>	<u>285</u>	<u>359</u>
Fresno State College	133	105	84	21	28	16	12
Loyola University of Los Angeles	510	449	267	182	61	33	28
San Jose State College	283	239	169	70	44	22	22
Stanford University	405	291	156	135	114	44	70
California, University Of (Los Angeles)	736	664	367	297	72	32	40
Southern California, University Of	108	71	32	39	37	13	24
California Institute of Technology	125	92	70	22	33	12	21
Occidental College	378	335	192	143	43	21	22
San Diego State	347	273	198	75	74	37	37
San Francisco State College	215	177	136	41	38	16	22
California, University of (Berkeley)	1,030	930	569	361	100	39	61
<u>COLORADO - TOTAL</u>	<u>1,793</u>	<u>1,609</u>	<u>1,086</u>	<u>523</u>	<u>184</u>	<u>92</u>	<u>92</u>
Colorado A and M College	901	829	564	265	72	37	35
Denver, University Of	164	137	101	36	27	14	13
Colorado State College of Education	442	404	259	145	38	18	20
Colorado, University Of	286	239	162	77	47	23	24
<u>CONNECTICUT - TOTAL</u>	<u>983</u>	<u>856</u>	<u>523</u>	<u>333</u>	<u>127</u>	<u>51</u>	<u>76</u>
Trinity College	150	110	65	45	40	18	22
Connecticut, University Of	808	746	458	288	62	28	34
Yale University	25	-	-	-	25	5	20
<u>DISTRICT OF COLUMBIA - TOTAL</u>	<u>968</u>	<u>807</u>	<u>470</u>	<u>337</u>	<u>161</u>	<u>65</u>	<u>96</u>
Georgetown University	242	202	106	96	40	14	26
Howard University	290	247	175	72	43	22	21
Catholic University Of America	249	210	107	103	39	16	23
George Washington University	187	148	82	66	39	13	26
<u>FLORIDA - TOTAL</u>	<u>2,573</u>	<u>2,385</u>	<u>1,522</u>	<u>863</u>	<u>188</u>	<u>111</u>	<u>77</u>
Florida State University	696	652	382	270	44	28	16
Florida, University Of	1,366	1,292	814	478	74	45	29
Miami, University Of	511	441	326	115	70	38	32
<u>GEORGIA - TOTAL</u>	<u>1,744</u>	<u>1,486</u>	<u>958</u>	<u>528</u>	<u>258</u>	<u>110</u>	<u>148</u>
Georgia, University Of	562	498	330	168	64	29	35
Georgia Institute of Technology	933	765	484	281	168	70	98
Emory University	249	223	144	79	26	11	15
<u>HAWAII - TOTAL</u>	<u>485</u>	<u>447</u>	<u>276</u>	<u>171</u>	<u>38</u>	<u>19</u>	<u>19</u>
Hawaii, University Of	485	447	276	171	38	19	19
<u>IDAHO - TOTAL</u>	<u>441</u>	<u>403</u>	<u>250</u>	<u>153</u>	<u>38</u>	<u>19</u>	<u>19</u>
Idaho, University Of	441	403	250	153	38	19	19

TABLE 297 - FORMALLY ENROLLED AF RESERVE OFFICER TRAINING CORPS (ROTC) STUDENTS
BY INSTITUTION, BY YEAR OF COURSE, BY STATE - FY 1957 (CONTINUED)

INSTITUTION	TOTAL	BASIC			ADVANCED		
		Total	First Year	Second Year	Total	First Year	Second Year
20 October 1956							
<u>ILLINOIS - TOTAL</u>	<u>4,666</u>	<u>4,260</u>	<u>2,869</u>	<u>1,391</u>	<u>406</u>	<u>194</u>	<u>212</u>
Bradley University	1,022	940	625	315	82	49	33
Illinois, University Of	1,887	1,724	1,164	560	163	81	82
Illinois Institute of Technology	279	222	147	75	57	27	30
Northwestern University	34	13	-	13	21	-	21
Southern Illinois University	1,444	1,361	933	428	83	37	46
<u>INDIANA - TOTAL</u>	<u>4,568</u>	<u>4,014</u>	<u>2,492</u>	<u>1,522</u>	<u>554</u>	<u>249</u>	<u>305</u>
Butler University	343	315	219	96	28	10	18
Indiana University	1,035	948	603	345	87	30	57
Purdue University	1,965	1,760	1,042	718	205	87	118
Notre Dame, University Of	397	289	177	112	108	57	51
Ball State Teachers College	379	328	240	88	51	23	28
Depauw University	206	177	87	90	29	15	14
Evansville College	243	197	124	73	46	27	19
<u>IOWA - TOTAL</u>	<u>3,139</u>	<u>2,869</u>	<u>1,768</u>	<u>1,101</u>	<u>270</u>	<u>126</u>	<u>144</u>
Coe College	289	256	162	94	33	15	18
Iowa State College of A and M Arts	1,351	1,239	775	464	112	52	60
Iowa, State University Of	790	723	405	318	67	32	35
Drake University	593	553	353	200	40	21	19
Grinnell College	116	98	73	25	18	6	12
<u>KANSAS - TOTAL</u>	<u>1,647</u>	<u>1,348</u>	<u>868</u>	<u>480</u>	<u>299</u>	<u>141</u>	<u>158</u>
Kansas State College of Agriculture	893	787	493	294	106	55	51
Wichita, Municipal University Of	344	299	214	85	45	18	27
Kansas, University Of	287	176	113	63	111	51	60
Washburn, University of Topeka	123	86	48	38	37	17	20
<u>KENTUCKY - TOTAL</u>	<u>1,122</u>	<u>972</u>	<u>629</u>	<u>343</u>	<u>150</u>	<u>53</u>	<u>97</u>
Kentucky, University Of	940	857	552	305	83	29	54
Louisville University	165	115	77	38	50	24	26
Western Kentucky State Teachers College	17	-	-	-	17	-	17
<u>LOUISIANA - TOTAL</u>	<u>2,484</u>	<u>2,138</u>	<u>1,311</u>	<u>827</u>	<u>346</u>	<u>130</u>	<u>216</u>
Louisiana Polytechnic Institute	466	389	258	131	77	28	49
Louisiana State University	1,302	1,134	685	449	168	69	99
Southwestern Louisiana Institute	413	355	216	139	58	15	43
Tulane University	303	260	152	108	43	18	25
<u>MAINE - TOTAL</u>	<u>357</u>	<u>323</u>	<u>189</u>	<u>134</u>	<u>34</u>	<u>19</u>	<u>15</u>
Colby College	357	323	189	134	34	19	15
<u>MARYLAND - TOTAL</u>	<u>2,672</u>	<u>2,534</u>	<u>1,587</u>	<u>947</u>	<u>138</u>	<u>66</u>	<u>72</u>
Maryland University	2,672	2,534	1,587	947	138	66	72
<u>MASSACHUSETTS - TOTAL</u>	<u>2,645</u>	<u>2,249</u>	<u>1,438</u>	<u>811</u>	<u>396</u>	<u>218</u>	<u>178</u>
Amherst College	-	-	-	-	-	-	-
Holy Cross College	313	246	141	105	67	53	14
Lowell Textile Institute	393	362	260	102	31	23	8
Tufts College	158	138	103	35	20	9	11
Boston University	266	226	163	63	40	15	25
Harvard University	106	89	75	14	17	8	9
Massachusetts Institute of Technology	866	751	420	331	115	72	43
Massachusetts, University Of	526	437	276	161	89	38	51
Williams College	17	-	-	-	17	-	17
<u>MICHIGAN - TOTAL</u>	<u>3,249</u>	<u>2,804</u>	<u>1,821</u>	<u>983</u>	<u>445</u>	<u>199</u>	<u>246</u>
Michigan State College	1,614	1,440	887	553	174	83	91
Detroit, University Of	629	567	388	179	62	25	37
Michigan, University Of	370	247	160	87	123	43	80
Wayne University	181	163	114	49	18	11	7
Michigan College of M and T	455	387	272	115	68	37	31

TABLE 297 - FORMALLY ENROLLED AF RESERVE OFFICER TRAINING CORPS (ROTC) STUDENTS
BY INSTITUTION, BY YEAR OF COURSE, BY STATE - FY 1957 (CONTINUED)

INSTITUTION	TOTAL	BASIC			ADVANCED		
		Total	First Year	Second Year	Total	First Year	Second Year
30 October 1956							
MINNESOTA - TOTAL	1,655	1,459	963	496	196	83	113
St Olaf College	470	412	234	178	58	29	29
St Thomas, College Of	634	591	381	210	43	12	31
Minnesota University (Minneapolis)	384	302	214	88	82	35	47
Minnesota University (Duluth)	167	154	134	20	13	7	6
MISSISSIPPI - TOTAL	1,114	999	616	383	115	50	65
Mississippi State College	713	630	390	240	83	38	45
Mississippi, University Of	401	369	226	143	32	12	20
MISSOURI - TOTAL	2,164	1,942	1,185	757	222	83	139
St Louis University	980	921	570	351	59	17	42
Missouri, University Of	862	749	435	314	113	41	72
Washington University	322	272	180	92	50	25	25
MONTANA - TOTAL	836	745	451	294	91	41	50
Montana State College	498	451	282	169	47	20	27
Montana State University	307	269	151	118	38	21	17
Montana School of Mines	31	25	18	7	6	-	6
NEBRASKA - TOTAL	1,292	1,184	762	422	115	56	59
Nebraska, University Of	929	853	539	314	76	41	35
Omaha, Municipal University Of	370	331	223	108	39	15	24
NEW HAMPSHIRE - TOTAL	723	582	348	234	141	70	71
New Hampshire, University Of	584	473	285	188	111	55	56
Dartmouth College	139	109	63	46	30	15	15
NEW JERSEY - TOTAL	1,874	1,609	1,013	596	265	129	136
Rutgers University	966	878	559	319	88	47	41
Newark College of Engineering	512	406	252	154	106	50	56
Stevens Institute of Technology	295	257	161	96	38	17	21
Princeton University	101	68	41	27	33	15	18
NEW MEXICO - TOTAL	669	535	340	195	134	53	81
New Mexico College of A and MA	426	343	202	141	83	37	46
New Mexico, University Of	243	192	138	54	51	16	35
NEW YORK - TOTAL	5,804	4,894	2,972	1,922	910	400	510
Colgate University	176	113	72	41	63	25	38
Cornell University	1,040	929	544	385	111	54	57
Fordham University	260	198	119	79	62	30	32
New York University	737	662	422	240	75	37	38
Syracuse University	393	303	171	132	90	30	60
Columbia University	22	-	-	-	22	-	22
Union University and College	231	166	110	56	65	25	40
Rensselaer Polytechnic Institute	513	391	222	169	122	56	66
Brooklyn College	203	170	117	53	33	9	24
Manhattan College	668	566	315	251	102	51	51
Queens College of New York City	143	114	56	58	29	12	17
Hobart College	429	391	227	164	38	17	21
Buffalo, University Of	893	820	547	273	73	40	33
Rochester, University Of	96	71	50	21	25	14	11
NORTH CAROLINA - TOTAL	2,151	1,836	1,132	704	315	157	158
Duke University	195	146	84	62	49	25	24
North Carolina, University Of	300	241	161	80	59	25	34
North Carolina State College of Agriculture	1,102	951	581	370	151	77	74
East Carolina Teachers College	192	161	120	41	31	22	9
Agri and Tech College of North Carolina	362	337	186	151	25	8	17

TABLE 297 - FORMALLY ENROLLED AF RESERVE OFFICER TRAINING CORPS (ROTC) STUDENTS
BY INSTITUTION, BY YEAR OF COURSE, BY STATE - FY 1957 (CONTINUED)

INSTITUTION	TOTAL	BASIC			ADVANCED		
		Total	First Year	Second Year	Total	First Year	Second Year
20 October 1956							
NORTH DAKOTA - TOTAL	852	764	454	310	88	51	37
North Dakota Agriculture College	476	425	230	195	51	33	18
North Dakota, University Of	376	339	224	115	37	18	19
OHIO - TOTAL	6,202	5,432	3,533	1,899	770	359	411
Bowling Green State University	260	215	137	78	45	22	23
Case Institute of Technology	283	208	157	51	75	29	46
Kent State University	269	223	153	70	46	20	26
Western Reserve University							
Miami University (Ohio)	380	328	177	151	52	27	25
Ohio State University	3,082	2,908	1,903	1,005	174	77	97
Ohio University	435	348	181	167	87	41	46
Ohio Wesleyan University	709	560	387	173	149	57	92
Akron, University Of	366	315	203	112	51	24	27
Cincinnati, University Of	418	327	235	92	91	62	29
OKLAHOMA - TOTAL	3,433	3,124	1,926	1,198	309	152	157
Oklahoma A and M College	1,953	1,803	1,117	686	150	76	74
Oklahoma, University Of	1,268	1,148	681	467	120	59	61
Tulsa, University Of	212	173	128	45	39	17	22
OREGON - TOTAL	2,012	1,773	1,119	654	239	120	119
Oregon State College	777	701	466	235	76	39	37
Oregon, University Of	602	529	340	189	73	36	37
Portland, University Of	345	279	160	119	66	33	33
Willamette University	288	264	153	111	24	12	12
PENNSYLVANIA - TOTAL	5,793	5,190	3,177	2,013	603	275	328
Duquesne University	285	260	156	104	25	6	19
Gettysburg College	233	196	114	82	37	17	20
Lehigh University	696	606	367	239	90	45	45
Pennsylvania State College	2,415	2,222	1,358	864	193	96	97
Pennsylvania, University Of	151	184	41	43	67	32	35
Pittsburgh, University Of	463	388	270	118	75	31	44
Allegheny College	303	279	162	117	24	10	14
Franklin and Marshall College	282	254	200	54	28	11	17
Grove City College	395	373	221	152	22	5	17
St. Joseph's College	570	528	288	240	42	22	20
PUERTO RICO - TOTAL	621	603	415	188	18	6	12
Puerto Rico, University Of	621	603	415	188	18	6	12
RHODE ISLAND - TOTAL	151	93	66	27	58	24	34
Brown University	151	93	66	27	58	24	34
SOUTH CAROLINA - TOTAL	1,707	1,418	854	564	289	119	170
Citadel, The	557	459	302	157	98	43	55
Clemson Agricultural College	539	486	285	201	53	22	31
South Carolina, University Of	611	473	267	206	138	54	84
SOUTH DAKOTA - TOTAL	438	404	261	143	34	19	15
South Dakota State College of A and M	438	404	261	143	34	19	15
TENNESSEE - TOTAL	2,389	2,219	1,473	746	170	79	91
Memphis State College	756	695	477	218	61	28	33
Tennessee Agri and Ind State College	639	622	392	230	17	12	5
South, University Of The	194	177	103	74	17	7	10
Tennessee, University Of	800	725	501	224	75	32	43
TEXAS - TOTAL	4,444	3,389	2,284	1,105	1,055	507	548
Texas A and M College	1,804	1,300	918	382	504	246	258
Baylor University	375	299	153	146	76	35	41

TABLE 297—FORMALLY ENROLLED AF RESERVE OFFICER TRAINING CORPS (ROTC) STUDENTS
BY INSTITUTION, BY YEAR OF COURSE, BY STATE - FY 1957 (CONTINUED)

INSTITUTION	TOTAL	BASIC			ADVANCED		
		Total	First Year	Second Year	Total	First Year	Second Year
20 October 1956							
TEXAS (Continued)							
Southern Methodist University	348	254	183	71	94	47	47
Texas Tech. College	568	499	341	158	69	32	37
Texas, University Of	494	350	211	139	144	69	75
East Texas State College	167	131	92	39	36	14	22
North Texas State College	353	268	196	72	85	47	38
Southwest Texas State Teachers College	149	131	92	39	18	7	11
Texas Christian University	186	157	98	59	29	10	19
UTAH - TOTAL	1,389	1,148	807	341	241	106	135
Utah, University Of	193	113	74	39	80	32	48
Brigham Young University	545	437	313	124	108	49	59
Utah State Agricultural College	651	598	420	178	53	25	28
VERMONT - TOTAL	843	748	425	323	95	38	57
St. Michael's College	393	341	188	153	52	21	31
Vermont, University Of	450	407	237	170	43	17	26
VIRGINIA - TOTAL	1,285	1,036	692	344	249	135	114
Virginia Polytechnic Institute	761	647	430	217	114	66	48
Virginia Military Institute	214	145	95	50	69	40	29
Richmond, University Of	17	-	-	-	17	-	17
Virginia, University Of	293	244	167	77	49	29	20
WASHINGTON - TOTAL	2,459	2,187	1,443	744	272	132	140
Central Washington College Of Education	363	311	225	86	52	30	22
Puget Sound, College Of	320	295	185	110	25	10	15
Washington State College	681	598	375	223	83	40	43
Washington, University Of	1,095	983	658	325	112	52	60
WEST VIRGINIA - TOTAL	1,016	937	582	355	79	33	46
West Virginia University	815	744	454	290	71	31	40
Davis and Elkins College	201	193	128	65	8	2	6
WISCONSIN - TOTAL	1,507	1,344	871	473	163	74	89
Lawrence College	235	213	118	95	22	9	13
Wisconsin, University Of	1,082	954	615	339	128	57	71
Wisconsin State College	190	177	138	39	13	8	5
WYOMING - TOTAL	385	350	228	122	35	21	14
Wyoming, University Of	385	350	228	122	35	21	14
1 July 1957							
TOTAL	78,906	71,745	44,250	27,495	7,161	5,199	1,962
ALABAMA - TOTAL	2,002	1,879	1,103	776	123	75	48
Alabama Polytechnic Institute	1,109	1,030	627	403	79	49	30
Alabama, University Of	687	655	358	297	32	21	11
Tuskegee Institute	206	194	118	76	12	5	7
ARIZONA - TOTAL	1,161	1,087	672	415	74	52	22
Arizona, University Of	601	557	334	223	44	30	14
Arizona State College	560	530	338	193	30	22	8
ARKANSAS - TOTAL	470	429	282	147	41	32	9
Arkansas, University Of	470	429	282	147	41	32	9

TABLE 297- FORMALLY ENROLLED AF RESERVE OFFICER TRAINING CORPS (ROTC) STUDENTS
BY INSTITUTION, BY YEAR OF COURSE, BY STATE - FY 1957 (CONTINUED)

INSTITUTION	TOTAL	BASIC			ADVANCED		
		Total	First Year	Second Year	Total	First Year	Second Year
1 July 1957							
<u>CALIFORNIA - TOTAL</u>	<u>3,449</u>	<u>3,082</u>	<u>1,900</u>	<u>1,182</u>	<u>367</u>	<u>259</u>	<u>108</u>
Fresno State College	92	72	59	13	20	18	2
Loyola University of Los Angeles	422	391	230	161	31	19	12
San Jose State College	167	142	107	35	25	20	5
Stanford University	302	247	145	102	55	38	17
California, University of (Los Angeles)	663	616	348	268	47	26	21
Southern California, University Of	76	53	28	25	23	13	10
California Institute of Technology	85	72	54	18	13	11	2
Occidental College	356	327	189	138	29	21	8
San Diego State College	230	192	144	48	38	31	7
San Francisco State College	173	151	112	39	22	16	6
California, University Of (Berkeley)	883	819	484	335	64	46	18
<u>COLORADO - TOTAL</u>	<u>1,367</u>	<u>1,252</u>	<u>808</u>	<u>444</u>	<u>115</u>	<u>96</u>	<u>19</u>
Colorado A and M College	732	688	453	235	44	40	4
Denver, University Of	73	61	44	17	12	11	1
Colorado State College of Education	366	337	203	134	29	22	7
Colorado, University Of	196	166	108	58	30	23	7
<u>CONNECTICUT - TOTAL</u>	<u>820</u>	<u>752</u>	<u>460</u>	<u>292</u>	<u>61</u>	<u>46</u>	<u>15</u>
Trinity College	133	103	61	42	30	24	6
Connecticut, University Of	687	656	399	257	31	22	9
<u>DISTRICT OF COLUMBIA - TOTAL</u>	<u>811</u>	<u>735</u>	<u>417</u>	<u>318</u>	<u>76</u>	<u>50</u>	<u>26</u>
Georgetown University	200	181	97	84	19	13	6
Howard University	256	238	157	81	18	13	5
Catholic University of America	212	192	98	94	20	14	6
George Washington University	143	124	65	59	19	10	9
<u>FLORIDA - TOTAL</u>	<u>1,982</u>	<u>1,856</u>	<u>1,166</u>	<u>690</u>	<u>126</u>	<u>97</u>	<u>29</u>
Florida State University	609	583	320	263	26	24	2
Florida, University Of	1,037	986	623	363	51	38	13
Miami, University Of	336	287	223	64	49	35	14
<u>GEORGIA - TOTAL</u>	<u>1,442</u>	<u>1,289</u>	<u>768</u>	<u>521</u>	<u>153</u>	<u>109</u>	<u>44</u>
Georgia, University Of	451	416	231	185	35	27	8
Georgia Institute of Technology	789	683	419	264	166	73	33
Emory University	202	190	118	72	12	9	3
<u>HAWAII - TOTAL</u>	<u>406</u>	<u>383</u>	<u>223</u>	<u>160</u>	<u>23</u>	<u>19</u>	<u>4</u>
Hawaii, University Of	406	383	223	160	23	19	4
<u>IDAHO - TOTAL</u>	<u>330</u>	<u>313</u>	<u>177</u>	<u>136</u>	<u>17</u>	<u>16</u>	<u>1</u>
Idaho, University Of	330	313	177	136	17	16	1
<u>ILLINOIS - TOTAL</u>	<u>3,773</u>	<u>3,494</u>	<u>2,207</u>	<u>1,287</u>	<u>279</u>	<u>185</u>	<u>94</u>
Bradley University	877	821	519	302	56	44	12
Illinois, University Of	1,542	1,441	921	520	101	77	24
Illinois, Institute of Technology	238	186	109	77	52	23	29
Northwestern University	8	8	-	8	-	-	-
Southern Illinois University	1,108	1,038	658	380	70	41	29
<u>INDIANA - TOTAL</u>	<u>3,579</u>	<u>3,262</u>	<u>2,051</u>	<u>1,211</u>	<u>317</u>	<u>235</u>	<u>82</u>
Butler University	244	233	157	76	11	9	2
Indiana University	848	742	508	284	56	40	16
Purdue University	1,644	1,542	924	618	102	76	26
Notre Dame, University Of	255	191	128	63	64	51	13
Ball State Teachers College	232	197	164	33	35	21	14
DePaul University	187	174	92	82	13	13	-
Evansville College	169	133	78	55	36	25	11

TABLE 297-23 FORMALLY ENROLLED AF RESERVE OFFICER TRAINING CORPS (ROTC) STUDENTS
BY INSTITUTION, BY YEAR OF COURSE, BY STATE - FY. 1957 (Continued)

INSTITUTION	TOTAL	BASIC			ADVANCED		
		Total	First Year	Second Year	Total	First Year	Second Year
1 July 1957							
<u>IOWA - TOTAL</u>	<u>2,508</u>	<u>2,365</u>	<u>1,423</u>	<u>942</u>	<u>143</u>	<u>111</u>	<u>32</u>
Coe College	247	232	149	83	15	12	3
Iowa State College of A and M Arts	1,043	987	606	381	56	43	13
Iowa State, University Of	644	601	327	274	43	34	9
Drake University	496	475	291	184	21	15	6
Grinnell College	78	70	50	20	8	7	1
<u>KANSAS - TOTAL</u>	<u>1,056</u>	<u>913</u>	<u>539</u>	<u>374</u>	<u>143</u>	<u>92</u>	<u>51</u>
Kansas State College of Agriculture	752	693	402	291	59	40	19
Kansas, University Of	216	152	103	49	64	39	25
Washburn University of Topeka	88	68	34	34	20	13	7
<u>KENTUCKY - TOTAL</u>	<u>902</u>	<u>828</u>	<u>521</u>	<u>307</u>	<u>74</u>	<u>48</u>	<u>26</u>
Kentucky, University Of	781	739	463	276	42	29	13
Louisville University	121	89	58	31	32	19	13
<u>LOUISIANA - TOTAL</u>	<u>1,963</u>	<u>1,747</u>	<u>1,053</u>	<u>694</u>	<u>216</u>	<u>126</u>	<u>90</u>
Louisiana Polytechnic Institute	374	315	219	96	59	28	31
Louisiana State University	1,067	961	587	374	106	65	41
Southwestern Louisiana Institute	304	275	141	134	29	15	14
Tulane University	218	196	106	90	22	18	4
<u>MAINE - TOTAL</u>	<u>315</u>	<u>295</u>	<u>175</u>	<u>120</u>	<u>20</u>	<u>19</u>	<u>1</u>
Colby College	315	295	175	120	20	19	1
<u>MARYLAND - TOTAL</u>	<u>2,317</u>	<u>2,243</u>	<u>1,333</u>	<u>910</u>	<u>74</u>	<u>52</u>	<u>22</u>
Maryland University	2,317	2,243	1,333	910	74	52	22
<u>MASSACHUSETTS - TOTAL</u>	<u>2,101</u>	<u>1,882</u>	<u>1,201</u>	<u>681</u>	<u>219</u>	<u>191</u>	<u>28</u>
Holy Cross College	220	163	123	40	57	55	2
Lowell Textile Institute	308	285	196	89	23	22	1
Tufts College	130	121	92	29	9	8	1
Boston University	165	150	96	54	15	11	4
Harvard University	79	72	60	12	7	7	-
Massachusetts Institute of Technology	763	695	392	303	68	52	16
Massachusetts, University Of	436	396	242	154	40	36	4
<u>MICHIGAN - TOTAL</u>	<u>2,733</u>	<u>2,432</u>	<u>1,559</u>	<u>873</u>	<u>301</u>	<u>195</u>	<u>106</u>
Michigan State University	228	166	102	64	62	37	25
Detroit, University Of	473	417	268	149	56	19	37
Michigan, University Of	225	199	126	73	26	17	9
Wayne University	146	131	97	34	15	12	3
Michigan College of M and T	348	306	223	83	42	29	13
Michigan State College	1,313	1,213	743	470	100	81	19
<u>MINNESOTA - TOTAL</u>	<u>1,254</u>	<u>1,153</u>	<u>730</u>	<u>423</u>	<u>101</u>	<u>73</u>	<u>28</u>
St. Olaf College	416	386	218	168	30	29	1
St. Thomas, College of	533	515	329	186	18	12	6
Minnesota University (Minneapolis)	235	184	129	55	51	30	21
Minnesota University (Duluth)	70	68	54	14	2	2	-
<u>MISSISSIPPI - TOTAL</u>	<u>910</u>	<u>852</u>	<u>513</u>	<u>339</u>	<u>58</u>	<u>44</u>	<u>14</u>
Mississippi State College	573	530	322	208	43	34	9
Mississippi, University Of	337	322	191	131	15	10	5
<u>MISSOURI - TOTAL</u>	<u>1,735</u>	<u>1,578</u>	<u>862</u>	<u>716</u>	<u>157</u>	<u>114</u>	<u>43</u>
St. Louis University	795	717	362	355	78	54	24
Missouri, University Of	715	658	368	290	57	39	18
Washington University	225	203	132	71	22	21	1

TABLE 297 - FORMALLY ENROLLED AF RESERVE OFFICER TRAINING CORPS (ROTC) STUDENTS
BY INSTITUTION, BY YEAR OF COURSE, BY STATE - FY 1957 (Continued)

INSTITUTION	TOTAL	BASIC			ADVANCED		
		Total	First Year	Second Year	Total	First Year	Second Year
1 July 1957							
<u>MONTANA - TOTAL</u>	<u>648</u>	<u>598</u>	<u>347</u>	<u>251</u>	<u>50</u>	<u>38</u>	<u>12</u>
Montana State College	399	370	204	166	29	21	8
Montana State University	234	214	132	82	20	17	3
Montana School of Mines	15	14	11	3	1	-	1
<u>NEBRASKA - TOTAL</u>	<u>1,013</u>	<u>949</u>	<u>599</u>	<u>350</u>	<u>64</u>	<u>51</u>	<u>13</u>
Nebraska, University	757	710	447	263	47	38	9
Omaha, Municipal University Of	256	239	152	87	17	13	4
<u>NEW HAMPSHIRE - TOTAL</u>	<u>584</u>	<u>508</u>	<u>294</u>	<u>214</u>	<u>76</u>	<u>65</u>	<u>11</u>
New Hampshire, University Of	467	406	233	173	61	50	11
Dartmouth College	117	102	61	41	15	15	-
<u>NEW JERSEY - TOTAL</u>	<u>1,522</u>	<u>1,391</u>	<u>885</u>	<u>506</u>	<u>131</u>	<u>118</u>	<u>13</u>
Rutgers University	822	771	486	285	51	43	8
Newark College of Engineering	403	350	217	133	53	49	4
Stevens Institute of Technology	215	203	140	63	12	12	-
Princeton University	82	67	42	25	15	14	1
<u>NEW MEXICO - TOTAL</u>	<u>495</u>	<u>421</u>	<u>278</u>	<u>143</u>	<u>74</u>	<u>38</u>	<u>36</u>
New Mexico College of A and MA	348	301	191	110	47	26	21
New Mexico, University Of	147	120	87	33	27	12	15
<u>NEW YORK - TOTAL</u>	<u>4,567</u>	<u>4,079</u>	<u>2,447</u>	<u>1,632</u>	<u>488</u>	<u>375</u>	<u>113</u>
Colgate University	111	86	53	33	25	21	4
Cornell University	901	833	475	358	68	53	15
Fordham University	177	146	86	60	31	30	1
New York University	586	549	340	209	37	31	6
Syracuse University	299	247	135	112	52	31	21
Union University and College	157	121	82	39	36	23	13
Rensselaer Polytechnic Institute	414	352	204	148	62	54	8
Brooklyn College	162	149	105	44	13	7	6
Manhattan College	552	480	260	220	72	58	14
Queens College of New York City	80	67	43	24	13	11	2
Ebhart College	370	350	210	140	20	16	4
Buffalo, University Of	686	644	417	227	42	27	15
Rochester, University Of	72	55	37	18	17	13	4
<u>NORTH CAROLINA - TOTAL</u>	<u>1,696</u>	<u>1,535</u>	<u>936</u>	<u>599</u>	<u>161</u>	<u>128</u>	<u>33</u>
Duke University	125	101	68	33	24	23	1
North Carolina, University Of	219	193	125	68	26	19	7
North Carolina State College of Agri	922	845	513	332	77	61	16
East Carolina Teachers College	105	82	56	26	23	21	2
Agri & Tech College of North Carolina	325	314	174	140	11	4	7
<u>NORTH DAKOTA - TOTAL</u>	<u>694</u>	<u>637</u>	<u>359</u>	<u>278</u>	<u>57</u>	<u>49</u>	<u>8</u>
North Dakota Agricultural College	364	326	166	160	38	32	6
North Dakota, University Of	330	311	193	118	19	17	2
<u>OHIO - TOTAL</u>	<u>4,669</u>	<u>4,202</u>	<u>2,680</u>	<u>1,522</u>	<u>467</u>	<u>344</u>	<u>123</u>
Bowling Green State University	209	188	134	54	21	20	1
Case Institute of Technology	183	149	114	35	34	26	8
Kent State University	170	138	106	32	32	20	12
Miami University (Ohio)	298	268	141	127	30	26	4
Ohio State University	2,358	2,254	1,410	844	104	76	28
Ohio University	358	306	168	138	52	39	13
Ohio Wesleyan University	502	429	299	130	73	59	14
Akron, University Of	321	281	184	97	40	24	16
Cincinnati, University Of	270	189	124	65	81	54	27
<u>OKLAHOMA - TOTAL</u>	<u>2,743</u>	<u>2,543</u>	<u>1,523</u>	<u>1,020</u>	<u>200</u>	<u>144</u>	<u>56</u>
Oklahoma A and M College	1,584	1,496	905	591	88	64	24

TABLE 297- FORMALLY ENROLLED AF RESERVE OFFICER TRAINING CORPS (ROTC) STUDENTS
BY INSTITUTION, BY YEAR OF COURSE, BY STATE - FY 1957 (CONTINUED)

INSTITUTION	TOTAL	BASIC			ADVANCED		
		Total	First Year	Second Year	Total	First Year	Second Year
1 July 1957							
OKLAHOMA (Continued)							
Oklahoma, University Of	1,014	925	534	391	89	65	24
Tulsa, University Of	145	122	84	38	23	15	8
OREGON - TOTAL	<u>1,612</u>	<u>1,473</u>	<u>921</u>	<u>552</u>	<u>139</u>	<u>116</u>	<u>23</u>
Oregon State College	596	553	369	184	43	37	6
Oregon, University Of	469	421	267	154	48	38	10
Portland, University Of	289	253	141	112	36	31	5
Willamette University	258	246	144	102	12	10	2
PENNSYLVANIA - TOTAL	<u>4,860</u>	<u>4,532</u>	<u>2,775</u>	<u>1,757</u>	<u>328</u>	<u>254</u>	<u>74</u>
Duquesne University	243	230	126	104	13	7	6
Gettysburg College	185	168	96	72	17	15	2
Lehigh University	613	559	345	214	54	42	12
Pennsylvania State College	2,067	1,956	1,215	741	111	86	25
Pennsylvania, University Of	98	59	30	29	39	31	8
Pittsburgh, University Of	372	328	230	98	44	26	18
Allegheny College	277	266	158	108	11	11	-
Franklin and Marshall College	157	148	121	27	9	9	-
Grove City College	359	351	203	148	8	5	3
St. Joseph's College	489	467	251	216	22	22	-
PUERTO RICO - TOTAL	<u>520</u>	<u>512</u>	<u>344</u>	<u>168</u>	<u>8</u>	<u>6</u>	<u>2</u>
Puerto Rico, University	520	512	344	168	8	6	2
RHODE ISLAND - TOTAL	<u>95</u>	<u>67</u>	<u>43</u>	<u>24</u>	<u>28</u>	<u>22</u>	<u>6</u>
Brown University	95	67	43	24	28	22	6
SOUTH CAROLINA - TOTAL	<u>1,290</u>	<u>1,155</u>	<u>712</u>	<u>443</u>	<u>135</u>	<u>89</u>	<u>46</u>
Citadel, The	442	393	257	136	49	40	9
Clemson Agricultural College	439	420	246	174	19	16	3
South Carolina, University Of	409	342	209	133	67	33	34
SOUTH DAKOTA - TOTAL	<u>371</u>	<u>357</u>	<u>222</u>	<u>135</u>	<u>24</u>	<u>19</u>	<u>5</u>
South Dakota State College of A and M	371	357	222	135	24	19	5
TENNESSEE - TOTAL	<u>1,876</u>	<u>1,776</u>	<u>1,134</u>	<u>642</u>	<u>100</u>	<u>76</u>	<u>24</u>
Memphis State College	567	529	358	171	38	27	11
Tennessee Agri and Ind State College	573	559	328	231	14	14	-
South, University of the	134	129	89	40	5	5	-
Tennessee, University Of	602	559	359	200	43	30	13
TEXAS - TOTAL	<u>3,272</u>	<u>2,635</u>	<u>1,700</u>	<u>935</u>	<u>637</u>	<u>415</u>	<u>222</u>
Texas A and M College	1,272	961	626	335	311	200	111
Baylor University	299	251	125	126	48	35	13
Southern Methodist University	234	177	124	53	57	31	26
Texas Tech College	436	393	260	133	43	28	15
Texas, University Of	356	277	164	113	79	55	24
East Texas State College	116	96	70	26	20	13	7
North Texas State College	282	227	171	56	55	38	17
Southwest Texas State Teachers College	129	119	78	410	10	7	3
Texas Christian University	148	134	82	52	14	8	6
UTAH - TOTAL	<u>1,006</u>	<u>846</u>	<u>567</u>	<u>279</u>	<u>160</u>	<u>100</u>	<u>60</u>
Utah, University Of	138	93	66	27	45	24	21
Brigham Young University	345	267	196	71	78	47	31
Utah State Agricultural College	523	486	305	181	37	29	8
VERMONT - TOTAL	<u>702</u>	<u>660</u>	<u>370</u>	<u>290</u>	<u>42</u>	<u>33</u>	<u>9</u>
St. Michael's College	326	308	163	145	18	17	1
Vermont, University Of	376	352	207	145	24	16	8

TABLE 297- FORMALLY ENROLLED AF RESERVE OFFICER TRAINING CORPS (ROTC) STUDENTS
BY INSTITUTION, BY YEAR OF COURSE, BY STATE - FY 1957 (CONTINUED)

INSTITUTION	TOTAL	BASIC			ADVANCED		
		Total	First Year	Second Year	Total	First Year	Second Year
1 July 1957							
<u>VIRGINIA - TOTAL</u>	<u>1,023</u>	<u>843</u>	<u>530</u>	<u>313</u>	<u>180</u>	<u>143</u>	<u>37</u>
Virginia Polytechnic Institute	638	536	330	206	102	78	24
Virginia Military Institute	155	115	71	44	40	39	1
Virginia, University Of	230	192	129	63	38	26	12
<u>WASHINGTON - TOTAL</u>	<u>1,931</u>	<u>1,743</u>	<u>1,097</u>	<u>646</u>	<u>178</u>	<u>122</u>	<u>56</u>
Central Washington College of Education	294	248	166	82	36	25	11
Puget Sound College	265	248	154	94	17	8	9
Washington State College	543	491	313	178	52	38	14
Washington, University Of	829	756	464	292	73	51	22
<u>WEST VIRGINIA - TOTAL</u>	<u>847</u>	<u>804</u>	<u>500</u>	<u>304</u>	<u>43</u>	<u>32</u>	<u>11</u>
West Virginia University	674	633	380	253	41	30	11
Davis and Elkins College	173	171	120	51	2	2	-
<u>WISCONSIN - TOTAL</u>	<u>1,160</u>	<u>1,071</u>	<u>657</u>	<u>414</u>	<u>89</u>	<u>65</u>	<u>24</u>
Lawrence College	206	197	109	88	9	9	-
Wisconsin, University Of	814	740	443	297	74	52	22
Wisconsin State College	140	134	105	29	6	4	2
<u>WYOMING - TOTAL</u>	<u>324</u>	<u>300</u>	<u>187</u>	<u>113</u>	<u>24</u>	<u>21</u>	<u>3</u>
Wyoming, University Of	324	300	187	113	24	21	3

Source: Personnel Statistics Division, Directorate of Statistical Services, DCS/Comptroller.

TABLE 298 -- SUMMARY -- AFOTC ENROLLMENT BY FISCAL YEAR -- OCT 1946 THROUGH JUN 1957

FISCAL YEAR AND MONTH	TOTAL	BASIC		ADVANCED	
		Air Science I	Air Science II	Air Science III	Air Science IV
FY 1947					
Beginning School Year 1946 - 1947	8,756	4,451	1,576	2,727	2
Mid School Year 1946 - 1947	8,451	4,121	1,329	2,991	10
End School Year 1946 - 1947	8,487	4,274	1,364	2,836	13
FY 1948					
Beginning School Year 1947 - 1948	21,941	10,962	4,810	3,996	2,173
March (1948)	21,392	10,358	4,837	3,896	2,301
June (1948)	21,160	10,166	4,815	3,868	2,311
FY 1949					
October (1948)	40,685	20,761	10,692	5,827	3,405
February (1949)	38,234	19,374	10,127	5,412	3,321
June (1949)	36,789	18,336	9,772	5,405	3,276
FY 1950					
October (1949)	47,705	20,686	14,964	6,901	5,154
February (1950)	44,713	19,149	13,867	6,657	5,040
June (1950)	42,422	17,739	13,326	6,474	4,883
FY 1951					
October (1950)	61,723	28,045	17,028	9,942	6,708
February (1951)	64,006	28,149	16,141	11,844	7,872
June (1951)	63,058	27,365	15,946	11,970	7,777
FY 1952					
October (1951)	114,244	64,944	25,842	12,633	10,825
February (1952)	111,395	61,084	25,839	13,577	10,895
July (1952)	99,345	57,023	26,522	12,845	2,955
FY 1953					
October (1952)	145,511	65,867	49,277	18,924	11,443
February (1953)	133,224	57,434	45,226	17,213	13,351
June (1953)	116,447	52,552	40,410	16,434	7,051
FY 1954					
October (1953)	125,417	52,498	41,109	13,769	18,041
March (1954)	108,528	43,869	35,615	12,582	16,462
July (1954)	92,335	40,736	32,799	12,064	6,736
FY 1955					
October (1954)	105,262	49,271	32,105	9,848	14,038
March (1955)	89,894	40,879	28,125	8,972	11,918
June (1955)	78,229	39,359	26,253	8,570	4,047
FY 1956					
October (1955)	100,129	52,807	30,816	7,284	9,222
February (1956)	86,392	44,410	27,053	6,613	8,316
June (1956)	75,450	41,191	25,406	6,266	2,587
FY 1957					
October (1956)	99,434	55,256	31,837	5,681	6,660
February (1957)	88,200	47,623	29,014	5,419	6,144
June (1957)	78,906	44,250	27,495	5,199	1,962

Source: Personnel Statistics Division, Directorate of Statistical Services, DCS/Comptroller, HQ USAF

TABLE 299 - AIR FORCE RESERVE OFFICER TRAINING CORPS (AFROTC) CADET ENROLLMENT
BY CATEGORY - FY 1957

COURSES AND MONTH OF ENROLLMENT	TOTAL	CATE- GORY I	CATE- GORY IA	CATE- GORY II	CATE- GORY III	CATE- GORY IV	CATE- GORY V	CATE- GORY UND
<u>TOTAL a/</u>	<u>78,906</u>							
<u>AIR SCIENCE I AND II - TOTAL (AS OF 30 JUNE 1957) a/</u>	<u>71,745</u>							
<u>Air Science I (First Year Basic)</u>								
October	55,256							
February	47,623							
June	44,250							
<u>Air Science II (Second Year Basic)</u>								
October	31,837							
February	29,014							
June	27,495							
<u>AIR SCIENCE III AND IV - TOTAL (AS OF 30 JUNE 1957)</u>	<u>7,161</u>	<u>4,288</u>	<u>1,232</u>	<u>1,112</u>	<u>275</u>	<u>201</u>	<u>51</u>	<u>2</u>
<u>Air Science III (First Year Advanced)</u>								
October	5,681	3,421	995	797	222	189	-	57
November	5,627	3,384	982	823	218	180	-	40
December	5,577	3,369	982	821	221	162	-	22
January	5,505	3,319	980	810	216	157	1	22
February	5,419	3,277	944	798	210	152	-	38
March	5,380	3,274	937	792	215	151	1	10
April	5,327	3,236	931	791	211	151	1	6
May	5,284	3,215	920	792	206	147	2	2
June	5,199	3,165	900	782	202	146	2	2
<u>Air Science IV (Second Year Advanced)</u>								
October	6,660	4,069	1,346	860	208	175	-	2
November	6,632	4,024	1,345	894	203	174	-	2
December	6,526	3,918	1,303	881	203	169	-	52
January	6,291	3,764	1,231	851	203	153	86	3
February	6,144	3,686	1,168	845	199	149	96	1
March	6,032	3,628	1,142	825	198	139	99	1
April	6,001	3,603	1,132	820	194	138	113	1
May	5,318	3,016	989	848	240	120	105	-
June	1,962	1,123	332	330	73	55	49	-

a/ Basic Cadet data by category not required.

Source: Personnel Statistics Division, Directorate of Statistical Services, DCS/Comptroller, HQ USAF

TABLE 300 - SUMMARY - USAF RESERVE OFFICER TRAINING CORPS (ROTC) COMMISSIONS AND CERTIFICATES OF COMPLETION GRANTED BY FISCAL YEAR - FY 1949 THROUGH FY 1957

FY 1949	FY 1950	FY 1951	FY 1952	FY 1953	FY 1954		FY 1955		FY 1956		FY 1957
					Commissions	Certificates of Completion	Commissions	Certificates of Completion	Commissions	Certificates of Completion	
2,960	4,395	7,031	8,244	8,143	10,717	3,062	10,980	1,591	8,350	a/	5,900

a/ Discontinued as of 31 October 1955

Source: Personnel Statistics Division, Directorate of Statistical Services, DCS/Comptroller

TABLE 301 - USAF RESERVE OFFICER TRAINING CORPS (ROTC) COMMISSIONS GRANTED - FY 1957

TOTAL	JUL (1956)	AUG	SEP	OCT	NOV	DEC	JAN (1957)	FEB	MAR	APR	MAY	JUN
5,900	328	537	108	43	13	128	351	309	94	15	628	3,346

Source: Personnel Statistics Division, Directorate of Statistical Services, DCS/Comptroller

TABLE 302 - SUMMARY - USAF COMMISSIONED RESERVE OFFICER TRAINING CORPS (ROTC) OFFICERS SENT TO ACTIVE MILITARY SERVICE (AMS) BY TYPE OF TRAINING - FY 1952 THROUGH FY 1957

(Table below is a modification of Table 300, FY 1956)

FISCAL YEAR	TOTAL	NUMBER ENTERING PILOT TRAINING	NUMBER ENTERING OBSERVER TRAINING	NUMBER ENTERING TECHNICAL TRAINING	OTHER TRAINING AND ON-THE-JOB TRAINING
FY 1952 - Total	6,316	256	36	-	6,024
FY 1953 - Total	6,454	922	55	-	5,477
FY 1954 - Total	9,762	2,564	160	-	7,038
FY 1955 - Total	9,336	6,226	1,190	257	1,663
FY 1956 - Total	10,392	5,768	2,276	-	2,348
FY 1957 - Total	6,207	3,548	1,409	521	729
FY 1958 - Total					
FY 1959 - Total					
FY 1960 - Total					

Source: Personnel Statistics Division, Directorate of Statistical Services, DCS/Comptroller

TABLE 303 - SUMMARIES - PARTICIPATION IN CIVIL AIR PATROL (CAP) ACTIVITIES BY WING -
FY 1952 THROUGH FY 1957

LOCATION AND DATE	FISCAL YEAR SUMMARIES											
	31 DECEMBER						30 JUNE					
	Total	Officer		Senior		Cadets	Total	Officer		Senior		Cadets
		Male	Female	Male	Female			Male	Female	Male	Female	
FY 1952 - TOTAL	76,850	11,247	978	19,116	3,126	42,383	71,674	7,551	693	14,596	2,411	46,423
CONTINENTAL US - TOTAL	73,707	10,930	935	18,593	2,960	40,233	68,452	7,402	673	14,089	2,291	43,997
OVERSEAS - TOTAL	3,143	267	43	523	160	2,150	3,222	149	20	507	120	2,426
FY 1953 - TOTAL	79,426	9,144	898	19,487	3,201	46,696	79,592	9,106	855	19,962	3,070	46,599
CONTINENTAL US - TOTAL	76,120	8,862	864	18,913	3,044	44,437	75,627	8,848	826	19,390	2,904	43,659
OVERSEAS - TOTAL	3,306	282	34	574	157	2,259	3,965	258	29	572	166	2,940
FY 1954 - TOTAL							80,387	13,017	1,365	17,189	2,824	45,992
CONTINENTAL US - TOTAL							77,485	12,583	1,288	16,786	2,685	44,143
OVERSEAS - TOTAL							2,902	434	77	403	139	1,849
FY 1955 - TOTAL	88,303	13,986	1,498	19,984	3,281	49,554	88,864	15,282	1,719	17,001	2,976	51,886
CONTINENTAL US - TOTAL	85,450	13,525	1,399	19,561	3,144	47,821	86,218	14,782	1,607	16,750	2,918	50,161
OVERSEAS - TOTAL	2,853	461	99	423	137	1,733	2,646	500	112	251	58	1,724
FY 1956 - TOTAL							71,819			30,951	4,323	36,545
CONTINENTAL US - TOTAL							68,138			30,191	4,120	33,827
OVERSEAS - TOTAL							3,681			760	203	2,718
							30 JUNE 1957					
WINGS	Total	Senior		a/ Cadets		WINGS	Total	Senior		a/ Cadets		
		Male	Female	Male	Female			Male	Female			
		Male	Female	Male	Female			Male	Female			
WORLDWIDE - TOTAL	73,908	30,549	4,831	30,812	7,716	New Hampshire	713	310	51	258	94	
CONTINENTAL US - TOTAL	70,115	29,847	4,650	28,883	6,735	New Jersey	1,884	775	128	785	196	
Alabama	1,130	581	77	415	57	New Mexico	825	379	65	299	82	
Arizona	789	404	82	230	73	New York	4,992	1,560	250	2,553	629	
Arkansas	1,015	440	26	447	102	North Carolina	2,389	1,150	77	1,033	129	
California	4,863	2,547	486	1,510	320	North Dakota	586	375	21	145	45	
Colorado	1,375	586	77	501	211	Ohio	1,876	865	135	685	191	
Connecticut	1,076	296	68	567	145	Oklahoma	1,349	493	77	632	147	
Delaware	609	258	32	238	81	Oregon	1,370	510	552	247	61	
District of Columbia	949	313	56	462	118	Pennsylvania	3,591	1,297	176	1,905	213	
Florida	2,646	1,146	154	1,073	273	Rhode Island	447	202	29	182	37	
Georgia	1,392	453	43	810	86	South Carolina	695	406	37	202	50	
Idaho	865	463	43	304	55	South Dakota	456	303	29	104	20	
Illinois	3,916	1,303	176	2,020	417	Tennessee	1,257	709	126	356	66	
Indiana	1,678	619	77	806	176	Texas	3,668	1,733	234	1,461	240	
Iowa	800	381	26	300	93	Utah	1,332	435	58	620	219	
Kansas	1,131	459	58	544	70	Vermont	662	198	24	286	154	
Kentucky	439	227	36	131	45	Virginia	1,434	651	64	635	84	
Louisiana	850	478	48	309	15	Washington	1,041	588	95	285	73	
Maine	797	430	61	246	60	West Virginia	1,085	474	54	463	94	
Maryland	952	403	60	378	111	Wisconsin	1,674	855	106	533	180	
Massachusetts	1,456	402	84	768	202	Wyoming	570	213	36	230	91	
Michigan	2,968	930	200	1,395	443	OVERSEA - TOTAL	3,793	702	181	1,929	981	
Minnesota	1,243	686	52	381	124	Alaska	511	187	42	142	140	
Mississippi	567	284	29	231	23	Hawaii	1,266	260	109	589	308	
Missouri	1,130	553	81	408	88	Puerto Rico	2,016	255	30	1,198	533	
Montana	637	195	31	270	141							
Nebraska	576	269	25	187	95							
Nevada	370	263	38	53	16							

a/ Estimated figures

Source: Headquarters, Civil Air Patrol, USAF

TABLE 304 - SUMMARY - CIVIL AIR PATROL UNITS BY TYPE - 30 JUN 1949 THROUGH 30 JUN 1957

DATE	UNITS BY TYPE				
	Total	Wings	Groups	Squadrons	Flights
30 June 1949.	1,033	51	116	666	200
30 June 1950.	1,244	52	130	699	363
30 June 1951.	1,464	52	138	621	653
30 June 1952.	1,670	52	178	1,440	a/
30 June 1953.	2,200	52	218	1,930	
30 June 1954.	2,349	52	175	2,122	
30 June 1955.	2,599	52	182	2,365	
30 June 1956.	2,499	52	188	2,259	
30 June 1957.	2,767	52	189	2,526	

a/ Flights were excluded after 30 June 1951.

Source: Director of CAP Personnel, Hq CAP, USAF

TABLE 305 - CIVIL AIR PATROL WING HEADQUARTERS BY LOCATION - AS OF 30 JUN 1957

WING AND CITY	WING AND CITY	WING AND CITY
CONTINENTAL US		
Alabama - Birmingham	Maryland - Friendship Int'l Airport	Oklahoma - Oklahoma City
Arizona - Tucson	Massachusetts - Bedford	Oregon - Portland
Arkansas - Little Rock	Michigan - Detroit	Pennsylvania - Allentown
California - San Francisco	Minnesota - Minneapolis	Rhode Island - Hillsgrove
Colorado - Denver	Mississippi - Jackson	South Carolina - Florence
Connecticut - New Haven	Missouri - St. Joseph	South Dakota - Sioux Falls
Delaware - Wilmington	Montana - Helena	Tennessee - Memphis
Florida - Orlando	National Capital - Washington D. C.	Texas - Fort Worth
Georgia - Marietta	Nebraska - Omaha	Utah - Salt Lake City
Idaho - Boise	Nevada - Reno	Vermont - Rutland
Illinois - Chicago	New Hampshire - Manchester	Virginia - Richmond
Indiana - Warsaw	New Jersey - Newark	Washington - Seattle
Iowa - Des Moines	New Mexico - Albuquerque	West Virginia - Bridgeport
Kansas - Wichita	New York - Mitchel AFB	Wisconsin - Watertown
Kentucky - Louisville	North Carolina - Charlotte	Wyoming - Casper
Louisiana - New Orleans	North Dakota - Fargo	
Maine - Fort Williams	Ohio - Cincinnati	
OUTSIDE CONTINENTAL US		
Alaska - Anchorage	Hawaii - Honolulu	Puerto Rico - San Juan

Source: Headquarters, Civil Air Patrol, USAF

TABLE 306 - FLYING ACTIVITY OF CIVIL AIR PATROL ON ACTUAL MISSIONS
(SEARCH, RESCUE, AND MERCY) - CALENDAR YEAR 1957

REQUESTING AGENCY	MISSIONS	PERSONNEL PARTICIPATING		NUMBER AIRCRAFT FOLLOW	NUMBER HOURS FLOWN
		Seniors	Cadets		
TOTAL	806	11,770	5,640	2,675	2,025:00
Air Rescue Service	140	5,050	1,500	1,400	6,200:00
American Red Cross	-	-	-	-	-
Civil Defense	6	170	115	25	100:00
Ground Observer Corps	60	1,750	425	650	1,525:00
Others	600	4,800	3,600	600	1,200:00

Source: Headquarters, Civil Air Patrol, USAF

TABLE 307 - FLYING ACTIVITY OF CIVIL AIR PATROL ON TRAINING MISSIONS (SEARCH AND RESCUE)
FY 1957

FISCAL YEAR	MISSIONS	AIRCRAFT FLOWN	HOURS FLOWN	SENIORS PARTICIPATING	CADETS PARTICIPATING
FY 1951	42	1,909	5,188:34	a/	a/
FY 1952	75	2,640	9,577:05	a/	a/
FY 1953	65	1,703	7,249:19	7,337	4,078
FY 1954	364	3,793	13,582:40	14,911	8,091
FY 1955	65	1,589	6,532:39	7,588	4,781
FY 1956	65	1,066	4,223:43	5,300	3,448
FY 1957	68	1,300	5,150:00	6,775	5,100

a/ Not available prior to FY 1953.

Source: Headquarters Civil Air Patrol, USAF

TABLE 308 - SUMMARY - CIVIL AIR PATROL ENCAMPMENT BY CALENDAR YEAR-1947 THROUGH 1957

CALENDAR YEAR	Air Force Bases Used As Sites	ENCAMPMENTS			ATTENDANCE				
		Total	Number of Air Force Bases	Number of Other Sites	Total	Cadets		Seniors	
						Male	Female	Male	Female
1947	25	25	25	-	2,623	a/	a/	a/	a/
1948	14	14	14	-	1,923	1,574	202	116	31
1949	21	22	22	-	2,401	1,918	229	207	47
1950	21	26	24	2	3,244	2,486	336	362	60
1951	20	33	26	7	4,534	3,542	572	344	76
1952	39	42	42	-	5,383	3,939	939	368	137
1953	39	40	40	-	6,346	4,810	971	417	148
1954	35	41	41	-	8,034	5,958	1,464	432	180
1955	33	46	45	1	9,731	7,123	1,840	507	261
1956	40	48	39	1	8,132	5,873	1,492	508	259
1957	35	47	34	1	b/9,091	b/ 6,669	b/ 1,604	b/ 570	b/ 248

a/ Not available

b/ Figures incomplete. Strengths attending encampments held by Pennsylvania, Michigan, National Capital, New Jersey, Nebraska, and Oregon Wings, not yet received.

Source: Headquarters, Civil Air Patrol, USAF

TABLE 309 - SUMMARY - CIVIL AIR PATROL (CAP) - HIGH SCHOOL AVIATION EDUCATION PROGRAM -
1949 (FALL) THROUGH 1957 (FALL)

The Coordinated CAP-High School Aviation Education Program is an aviation education plan which may be described as general education in regard to aviation.

The course, as a one-year program for high school instruction, is taught by regular members of the school faculty. (It is also designed as a two-year course for use at CAP squadron level with CAP and Air Force Reserve personnel serving as instructors.) Any student is eligible to participate in the high school course of instruction, and CAP membership, though desirable, is not necessary.

DATE	NUMBER OF HIGH SCHOOLS	NUMBER OF STUDENTS
Fall Semester 1949	89	2,780
Spring Semester 1950	119	3,531
Fall Semester 1950	192	5,475
Spring Semester 1951	228	6,115
Fall Semester 1951	225	6,633
Spring Semester 1952	229	6,771
Fall Semester 1952	225	5,595
Spring Semester 1953	189	5,002
Fall Semester 1953	193	4,567
Spring Semester 1954	165	4,321
Fall Semester 1954	165	2,683
Spring Semester 1955	151	3,964
Fall Semester 1955	196	4,750
Spring Semester 1956	197	4,771
Fall Semester 1957	306	11,832

Source: Headquarters, Civil Air Patrol, USAF

TABLE 310 - CIVIL AIR PATROL CADET SUMMER ENCAMPMENT - 1957

(Table below is a modification of Table 301, FY 1956)

1. Direct Manpower Assistance from Encampment Site:

- a. USAF Personnel: 173 Officers and 351 Airmen
- b. Air Reservists: 139 Officers
- c. Civilians: 49

2. Aerial transportation to and/or from Encampment Sites (as part of routine training flights without additional expense to the Government):

SOURCE	PLANES	NUMBER TRANSPORTED	FLYING TIME
<u>TOTAL</u>	a/ <u>267</u>	a/ <u>8,670</u>	a/ <u>1,328:48</u>
USAF	231	6,760	1,121:13
Air National Guard	5	69	20:20
Reserve	27	1,757	159:55
Civil Air Patrol	1	2	2:00
Navy	2	76	18:20
Army	1	6	7:00

3. Orientation flights at Encampment Sites (as part of routine training flights without additional expense to the Government). Forty per cent of the total cadet attendance (excluding early departures) were flown on orientation flights:

SOURCE	PLANES	NUMBER TRANSPORTED	FLYING TIME
<u>TOTAL</u>	a/ <u>132</u>	a/ <u>3,351</u>	a/ <u>593:14</u>
USAF	125	3,236	550:14
Civil Air Patrol	5	11	39:00
Reserve	2	104	4:00


a/ Incomplete data. Figures from encampments held by Pennsylvania, Michigan, National Capital, New Jersey, Nebraska, and Oregon Wings, not yet received.

Source: Headquarters, Civil Air Patrol, USAF

TABLE 311 -FUNCTIONAL DISTRIBUTION OF CIVIL AIR PATROL AIRCRAFT INVENTORY
QUARTERLY - FISCAL YEAR 1957

TYPE OF AIRCRAFT	TOTAL AIRCRAFT	TOTAL ACTIVE	ACTIVE										INACTIVE				
			TOTAL OPERATING ACTIVE	OPERATING						NON-OPERATING			TOTAL INACTIVE	STORAGE	BAILMENT AND LOAN	AWAITING DISPOSI- TION	
				TAC & TRANS	TRAINING	OPERA- TIONAL SUPPORT	ADMINIS- TRATIVE	SPECIAL MISSION	TEST & TEST SUPPORT	TOTAL NON-OPERA- TING ACTIVE	MAINT & MOD	OTHER					
30 SEPTEMBER 1956																	
<u>TOTAL</u>	<u>38</u>	<u>33</u>	<u>7</u>	-	-	<u>7</u>	-	-	-	-	<u>26</u>	<u>22</u>	<u>4</u>	<u>5</u>	<u>5</u>	-	-
Communications	38	33	7	-	-	7	-	-	-	-	26	22	4	5	5	-	-
31 DECEMBER 1956																	
<u>TOTAL</u>	<u>13</u>	<u>8</u>	-	-	-	-	-	-	-	-	<u>8</u>	<u>5</u>	<u>3</u>	<u>5</u>	<u>5</u>	-	-
Communications	13	8	-	-	-	-	-	-	-	-	8	5	3	5	5	-	-
31 MARCH 1957																	
<u>TOTAL</u>	<u>11</u>	<u>6</u>	-	-	-	-	-	-	-	-	<u>6</u>	<u>5</u>	<u>1</u>	<u>5</u>	<u>5</u>	-	-
Communications	11	6	-	-	-	-	-	-	-	-	6	5	1	5	5	-	-
30 JUNE 1957																	
<u>TOTAL</u>	<u>4</u>	<u>4</u>	-	-	-	-	-	-	-	-	<u>4</u>	<u>4</u>	-	-	-	-	-
Communications	4	4	-	-	-	-	-	-	-	-	4	4	-	-	-	-	-

Source: Operations Statistics Division, Directorate of Statistical Services, Comptroller of the Air Force



SECRET

SECRET