Date 23 Feb 2011

MEMORANDUM FOR SAF/PA

FROM: SAF/FMCE

SUBJECT: Public Release Approval Request

1. The attached material, described below, is forwarded for security and policy review in accordance with AFI 35-101, Chapter 15:

TITLE: USAF Summaries for 1945-2005
(Please include page count)

AUTHOR/ORGANIZATION: SAF/FMCE

PRESENTATION TO: *General Public*

DATE: *As soon as "Approved" for Public Release*

LOCATION: *DTIC Public Database*

PUBLICATION IN: *N/A*

SUBMITTAL DEADLINE: *N/A*

REQUEST REPLY BY: *23 Feb 2011*

DEPARTMENT OF THE AIR FORCE
SAF/PA
CLEARED THIS INFORMATION

FEB 23 2011

FOR PUBLIC RELEASE

2. SAF/FMC has no objection to public release of this document upon approval from SAF/PA.

3. (*This line is for any comments or recommendation you may have in reference to the document you are submitting for review; if prior coordination has been performed, please list POC and phone number.) Please list one addition POC other then submitter.*

Signed/evb/022311/fmcee
Eli V. Brown, Maj, USAF
SAF/FMCEE

Attachment
6 Copies (required)

DEPARTMENT OF THE AIR FORCE
WASHINGTON, DC

21 Jan 2011

Office of the Secretary

MEMORANDUM FOR AF/HO

EVJ
1945-2005

FROM: SAF/PA (Security and Policy Review)

SUBJECT: Public Release Coordination (PAIRS 2011-0034)--USAF Summaries for ~~1976-1985~~ - FOR PUBLIC RELEASE SUSPENSE: 28 Jan 2011

The purpose of the memo is to obtain subject matter expert coordination for public release of the attached document and has been sent concurrently to each addressee. This memo replaces the Public Affairs Information Release System (PAIRS) form and should be protected as "For Official Use Only". Please review and respond in the 1st indorsement with one of the provided dispositions. If you have any questions, concerns, or comments feel free to contact me at 703-697-3222/3994. FAX 703-693-9452.

Devalee Gattison
DEVALEE PRIDGEN-GATTISON
Security Review Specialist
Secretary of the Air Force
Office of Public Affairs

1st Ind, AF/HO

TO: SAF/PA (Security and Policy Review)

✓ No objection
___ No objection, subject to recommendation
___ No objection, subject to amendments for security and policy as indicated by brackets
___ Objection (Amendments to permit publication are impractical. State reason)
___ No Equity

William C. Heimdahl 16/2/11
(Reviewers Signature) (Date)
William C. Heimdahl
(Print Reviewer's Name/duty title/phone number)
Deputy Director
HQ USAF/HO 697-5600

DEPARTMENT OF THE AIR FORCE
HEADQUARTERS UNITED STATES AIR FORCE
WASHINGTON, D.C.

REPLY TO ATTN OF: ACMC

1 SEP 1978

SUBJECT: Declassification of Statistical Digest (Your ltr, 25 Aug 78)

TO: AF/CVAH(S)

All editions of the USAF Statistical Digest for the years 1945 thru 1963 are UNCLASSIFIED IAW Executive Order 11652 and downgrading instructions in AFR 205-1. Statistical Digests from 1964 thru 1977 are CLASSIFIED IAW instructions on the individual pages. Additional security information can be obtained from the office of primary responsibility.

K M Olver

K.M.OLVER, Colonel, USAF
Chief, Cost Analysis & Mgt Div
Directorate of Cost & Management Analysis

Underwrite Your Country's Might - Buy U.S. Savings Bonds

Report Documentation Page

Form Approved
OMB No. 0704-0188

Public reporting burden for the collection of information is estimated to average 1 hour per response, including the time for reviewing instructions, searching existing data sources, gathering and maintaining the data needed, and completing and reviewing the collection of information. Send comments regarding this burden estimate or any other aspect of this collection of information, including suggestions for reducing this burden, to Washington Headquarters Services, Directorate for Information Operations and Reports, 1215 Jefferson Davis Highway, Suite 1204, Arlington VA 22202-4302. Respondents should be aware that notwithstanding any other provision of law, no person shall be subject to a penalty for failing to comply with a collection of information if it does not display a currently valid OMB control number.

1. REPORT DATE	2. REPORT TYPE	3. DATES COVERED
1956		**00-00-1956 to 00-00-1956**

4. TITLE AND SUBTITLE	5a. CONTRACT NUMBER
United States Air Force Statistical Digest, Fiscal Year 1956	5b. GRANT NUMBER
	5c. PROGRAM ELEMENT NUMBER
6. AUTHOR(S)	5d. PROJECT NUMBER
	5e. TASK NUMBER
	5f. WORK UNIT NUMBER
7. PERFORMING ORGANIZATION NAME(S) AND ADDRESS(ES) **Operations Statistics Division,D Statistical Services,DCS Comptroller, USAF,Washington,DC**	8. PERFORMING ORGANIZATION REPORT NUMBER
9. SPONSORING/MONITORING AGENCY NAME(S) AND ADDRESS(ES)	10. SPONSOR/MONITOR'S ACRONYM(S)
	11. SPONSOR/MONITOR'S REPORT NUMBER(S)

12. DISTRIBUTION/AVAILABILITY STATEMENT
Approved for public release; distribution unlimited

13. SUPPLEMENTARY NOTES

14. ABSTRACT

15. SUBJECT TERMS

16. SECURITY CLASSIFICATION OF:			17. LIMITATION OF ABSTRACT	18. NUMBER OF PAGES	19a. NAME OF RESPONSIBLE PERSON
a. REPORT	b. ABSTRACT	c. THIS PAGE			
unclassified	**unclassified**	**unclassified**	**Same as Report (SAR)**	**642**	

SHO-S-57/108

Reports Control Symbol
SS-U-23

UNITED STATES AIR FORCE STATISTICAL DIGEST FISCAL YEAR 1956

Eleventh Edition

This document contains information affecting the national defense of the United States within the meaning of the Espionage Laws, Title 18 U. S. C., Sections 793 and 794. The transmission or the revelation of its contents in any manner to an unauthorized person is prohibited by law.

Retain or destroy this copy in accordance with AFR 205-1. Do not return.

Prepared By:
Directorate of Statistical Services
Comptroller of the Air Force
Headquarters, USAF
Washington 25, D. C.

FOREWORD

The "USAF Statistical Digest" (Short Title USAF SD-56) summarizes in one document the volume of statistical data collected and published by various offices in Headquarters, United States Air Force and certain major commands. It is published in accordance with AFR 5-24 and is to be used as the official basic reference document for the period and areas covered.

The Fiscal Year 1956 edition is the eleventh edition of the series. Original editions - Army Air Force Statistical Digest (World War II) and supplement Number 1, 1945 were followed by AAF Statistical Digest, 1946 and USAF Statistical Digest 1947. The 1946 and 1947 editions made Air Force statistics available in summarized form, available as far back as possible, with the exception of Combat Operations. This data is found only in the 1945 edition. The 1948 issue was the first strictly annual publication. Since 1949 each annual edition has been organized on a Fiscal Year basis.

Immediately following the Table of Contents is a Major Air Command Directory, containing information which is appropriate to all data included in this issue. Definitions appropriate to only one area will be found in an introductory statement preceding the Part in question. Tables indicated in the headnote as "New Tables" are tables which were not included in the FY 55 edition of this publication.

Sources of the majority of the data are the published and unpublished records of the Directorate of Statistical Services. The balance of the data was furnished by other agencies as noted in source reference data.

Correspondence relative to the content of this document as well as recommendation for new material for inclusion should be addressed to the Director of Statistical Services, Headquarters United States Air Force, Washington 25, D.C.

		Page Number
FOREWORD		III
MAJOR AIR COMMAND DIRECTORY		XIX
HEADQUARTERS USAF ORGANIZATION CHART		XXI

PART I — AIR FORCE UNITS AND CAPABILITIES

Introduction and Definitions		1
Table 1	Summary of Active USAF Orgainzations by Command - As of 30 June 1956	2
Table 2	Combat and Troop Carrier Wings and Squadrons, World-Wide by Type - FY 1950 - 1956	3
Table 3	USAF Combat and Troop Carrier Wings and Squadrons, World-Wide, Continental US and Overseas, by Type - Fiscal Year 1956	4
Table 4	USAF Combat and Troop Carrier Wings and Squadrons, by Command, by Type - Fiscal Year 1956	8
Table 5	USAF Combat and Troop Carrier Wings and Support Forces Equipped by Type of Aircraft Possessed, Fiscal Years 1951 through 1955	14
Table 6	USAF Combat and Troop Carrier Wings and Support Forces Equipped by Type of Aircraft Possessed - Fiscal Year 1956	15
Table 7	Aircraft and Crews in Combat and Troop Carrier and Transport Units - by Quarter - FY 1956	16
Table 8	Aircraft and Crews in Combat and Airlift Units - by Fiscal Years 1950 through 1955	18
Table 9	Operational Readiness of Combat and Troop Carrier Wings - Fiscal Year 1956	21

PART II — FLIGHT OPERATIONS

Introduction and Definitions		23
Table 10	Summary of USAF Flight Operations by Type of Activity - FY 1956	24
Table 11	USAF Flight Operations by Type of Activity - Quarterly - FY 1956	25
Table 12	USAF Flight Operations World-Wide by Type and Model of Aircraft - Quarterly - FY 1956	28
Table 13	Summary of USAF Flying Hours - World-Wide by Type of Activity - Fiscal Years 1950 - 1956	36
Table 14	Summary of Hours Flown by USAF Aircraft by Type and Model - Fiscal Years 1950 - 1956	37
Table 15	USAF Aircraft Hours Flown - by Command - FY 1956	42

PART III — SAFETY

FLYING SAFETY

Introduction and Definitions		43
Table 16	Flying Hours, Number and Rates of Major Accidents, Fatal Accidents and Fatalities - 1921 through 1956	44
Table 17	USAF and ANG Aircraft Accidents and Rates - by Command - FY 1956	45
Table 18	USAF and ANG Aircraft Accidents and Rates - by Type and Model - FY 1956	47
Table 19	USAF Bailment/Loan Accidents, by Command and Type and Model, Fiscal Year 1956	52
Table 20	Primary Factors Causing USAF and ANG Major Aircraft Accidents - FY 1956	53
Table 21	Selected Conditions Affecting USAF/ANG Major Aircraft Accidents - FY 1956	57
Table 22	USAF and ANG Major Aircraft Accidents - by Phase of Operation - FY 1956	61
Table 23	Personnel Fatalities and Injuries in USAF/ANG Aircraft Accidents - FY 1956	65
Table 24	USAF Major Accidents by Mission of Flight - FY 1956	68

GROUND SAFETY

Definitions		69

INJURY EXPERIENCE

Table 25	Summary - USAF Ground Accident Experience, Worldwide - 1 Jan 1949 through 30 Jun 1956	72
Table 26	USAF Military Personnel Injury Experience, Worldwide - FY 1956	74
Table 27	USAF Civilian Personnel Injury Experience, Worldwide - FY 1956	74
Table 28	USAF Motor Vehicle Accident Experience, Worldwide - FY 1956	74
Table 29	USAF Military Personnel Injury Experience, by Command - FY 1956	75

Page Number

PART III — SAFETY (CONTINUED)

GROUND SAFETY (CONTINUED)

INJURY EXPERIENCE - Continued

Table 30	USAF Civilian Personnel Injury Experience, by Command - FY 1956	75
Table 31	USAF Motor Vehicle Disabling Injury Experience - FY 1956	76
Table 32	Private Motor Vehicle Disabling Injury Experience - FY 1956	76
Table 33	USAF Military Personnel Disabling Injury Experience by Duty Status - FY 1956	77

EXPERIENCE AND COST

Table 34	Cost Analysis of USAF Ground Accident Experience - FY 1956	78
Table 35	Cost Analysis of USAF Military Personnel Injury Experience - FY 1956	79
Table 36	Cost Analysis of USAF Civilian Personnel Injury Experience - FY 1956	80
Table 37	USAF Ground Accident Cost Analysis by Cost Per Capita, by Command-FY 1956	81
Table 38	USAF Motor Vehicle Ground Accident Experience - FY 1956	82
Table 39	USAF Aircraft Damaged from Ground Accidents - FY 1956	83

PART IV — AIRCRAFT AND MATERIEL

Introduction and Definitions		85
Table 40	U. S. Military Aircraft Acceptances by Recipient Semi-Annual - Fiscal Year 1956	86
Table 41	Summary of USAF Aircraft Acceptances - Units and Airframe Weight by Recipient, Fiscal Years 1950 through 1956	90
Table 42	USAF Aircraft Acceptances by Engine Type Monthly, Fiscal Year 1956	90
Table 43	USAF Aircraft Acceptances by Manufacturer and Recipient Models Currently in Production - Fiscal Year 1956	91
Table 44	USAF Aircraft Procurement Programs by Fiscal Year Funding, Fiscal Years 1953 through 1956	95
Table 45	USAF Acceptances of Guided Missiles, Guided Aircraft Rockets, and Target Drones, Fiscal Year 1956 and Prior	96
Table 46	USAF Guided Missile, Guided Aircraft Rocket, and Target Drone Procurement Programs by Fiscal Year Funding, through Fiscal Year 1956	97
Table 47	USAF Worldwide Inventory of Selected Items of Ammunition Semi-Annual, Fiscal Year 1956	99
Table 48	Functional Distribution Summary of USAF Aircraft Possessed Fiscal Year 1950 - 1956	100
Table 49	Functional Distribution of Aircraft Inventory - USAF Commands and Components Quarterly - Fiscal Year 1956	101
Table 50	Functional Distribution of USAF and Components Aircraft Inventory by Type Quarterly - Fiscal Year 1956	105
Table 51	USAF Aircraft Functional Distribution by Type - Quarterly - Fiscal Year 1956	107
Table 52	USAF Aircraft Functional Distribution by Type, Model and Selected Series, As of 30 June 1956	109
Table 53	Calendar Age Distribution of USAF Aircraft as of 30 June 1956	113
Table 54	DAF Aircraft Inventory Net Gain and Loss Summary - As of 30 June 1956	115
Table 55	USAF and Components Aircraft Gains and Losses - Fiscal Year 1956	121
Table 56	USAF Average Active Aircraft In and Out of Commission by Command, Fiscal Year 1956	125
Table 57	USAF Average Active Aircraft In and Out of Commission by Type and Model - Fiscal Year 1956	126

PART V — AIRCRAFT ENGINES

Introduction and Definitions		129
Table 58	Summary of Aircraft Engine Acceptances by Recipient, Fiscal Years 1950 through 1956	130
Table 59	Summary of USAF Aircraft Engine Acceptances by Type, Model, and Recipient, Fiscal Year 1956	130
Table 60	USAF Aircraft Engine Acceptances by Manufacturer and Recipient Models Currently in Production - Fiscal Year 1956	131
Table 61	World-Wide Summary of USAF Aircraft Engine Inventory, As of 31 August 1956 by Recipient and by Major Type	135
Table 62	World-Wide Inventory and Status of USAF Aircraft Engines by Type and Model	136
Table 63	World-Wide Inventory and Status of USAF Aircraft Engines by Recipient by Type and Model, As of 31 August 1956	137

Page Number

PART VI — AVIATION FUEL AND OIL

Introduction and Definitions 143

Table 64 Inventory of USAF Aviation Fuel, Fiscal Years 1954, 1955, and 1956 144
Table 65 Base Issues of USAF Owned Aviation Fuel, Fiscal Years 1954, 1955, and 1956 144
Table 66 Aviation Fuel Receipts from Industry, Fiscal Year 1956 145
Table 67 World-Wide USAF Aviation Fuel Inventory, by Area Semi-Annual - Fiscal Year 1956 145
Table 68 Base Issues of USAF Aviation Fuel, by Recipient, Fiscal Year 1956 146
Table 69 Summary of USAF Aviation Oil Inventories, Fiscal Years 1954, 1955, and 1956 148
Table 70 World-Wide USAF Aviation Oil Inventory Semi-Annual, Fiscal Year 1956 148
Table 71 Summary of Base Issues of USAF Aviation Oil, Fiscal Years 1954, 1955, and 1956 149
Table 72 Summary of Base Issues of USAF Aviation Oil, Fiscal Year 1956 149
Table 73 Aviation Oil Receipts from Industry and Others, Fiscal Year 1956 149

PART VII — VEHICLES

Preface and Definitions 151

Table 74 USAF Vehicle Inventory by Major Air Command, As of 30 June 1956 152
Table 75 USAF Vehicle Inventory by Design, Application and Use, As of 30 June 1956 153
Table 76 Command USAF Vehicle Inventory by Design, Application and Use, As of 30 June 1956 155

PART VIII — MOBILIZATION RESERVE MATERIEL

Introduction 159

Table 77 Stockage of Selected Items of Materiel Reserves Overseas, Porject Sea Weed . . 160
Table 78 Stockage of Selected Items of Materiel Reserves in Continental US, Project Night Life and Flyaway Kits 160
Table 79 Stockage of Selected Items of Materiel Reserves in Continental US, Project Big Top 161

PART IX — STOCKPILING

Introduction 163

Table 80 Status of the Strategic Materiel Stockpiling Program Within the Department of the Air Force, by Materiel, As of 30 June 1956 164
Table 81 Status of the Strategic Materiel Stockpiling Program Within the Department of the Air Force, by Depot, As of 30 June 1956 166

PART X — RESEARCH AND DEVELOPMENT

Introduction 167

Table 82 Status of USAF Research and Development Funds Fiscal Years 1950 through 1956, As of 30 June 1956 168
Table 83 Department of the Air Force - Research and Development Appropriation Cumulative Obligations by Command - As of 30 June 1956 169

PART XI — UNIT AUTHORIZATION LIST

Preface and Definitions 173

Table 84 Monetary Value (World Wide) of Organizational Unit Authorization List (UAL) Equipment by Command (UME and USE), 30 September 1955 174
Table 85 Monetary Value (World Wide) of Organizational Unit Authorization List (UAL) Equipment by Command (UME), 30 September 1955 174
Table 86 Monetary Value (World-Wide) of Organizational Unit Authorization List (UAL) Equipment by Command (USE), 30 September 1955 175
Table 87 Monetary Value (World-Wide) of Organizational (UAL) Equipment by Command as Related to Number of Personnel Assigned (Civilian and Military), 30 September 1955 175

PART XII — FISCAL

Introduction and Definitions 177

Table 88 Department of the Air Force - Status of Unliquidated Obligations at Beginning and End of Fiscal Year 1956 Showing Obligations and Expenditures During Fiscal Year 1956 178
Table 89.1 Department of the Air Force - Amounts Available for Obligation During Fiscal Year 1956 Reflecting New Obligating Authority and the Application of Prior Year Unobligated Balances 180

Page Number

PART XII — FISCAL (Continued)

Table 89.2	Obligations During Fiscal Year 1956 Against Funds Available for Obligation During Fiscal Year 1956	181
Table 90	Department of the Air Force - Expenditures and Amounts Available for Expenditures During Fiscal Year 1956	184
Table 91	Department of the Air Force - Expenditures Against Fiscal Year 1956 Programs During Fiscal Year 1956	186
Table 92	Department of the Air Force - Expenditures Against Fiscal Year 1955 Programs During Fiscal Year 1956	188
Table 93	Department of the Air Force - Expenditures Against Fiscal Year 1954 Programs During Fiscal Year 1956	190
Table 94	Department of the Air Force - Expenditures Against Fiscal Year 1953 Programs During Fiscal Year 1956	192
Table 95	Department of the Air Force - Expenditures Against Fiscal Year 1952 Programs During Fiscal Year 1956	194
Table 96	Department of the Air Force - Expenditures Against Fiscal Year 1951 Programs During Fiscal Year 1956	195
Table 97	Department of the Air Force - Expenditures Against Fiscal Year 1950 and Prior Years During Fiscal Year 1956	196
Table 98	Activity in Air Force Management Funds During Fiscal Year 1956	197

PART XIII — INSTALLATIONS, CONSTRUCTION, MANAGEMENT AND PRESERVATION COST

Introduction and Definitions		199
Table 99	USAF Active Installations by Type and Command, As of 30 June 1956	200
Table 100	USAF Installations by Type and Geographical Area, As of 30 June 1956	200
Table 101	Status of USAF Military Construction Program Cumulative - Fiscal Year 1956 and Prior	201
Table 102	Progress of USAF Military Construction Program - Fiscal Year 1956	201
Table 103	Real Estate Facilities Management and Preservation Cost, by Command, As of 30 June 1956	202
Table 104	Real Estate Facilities Management and Preservation Cost, by Major Category, As of 30 June 1956	202

PART XIV — MUTUAL DEFENSE ASSISTANCE PROGRAM

Definitions		203
Table 105	MDA Grant Aid Program by Recipient Country, Cumulative Accomplishment through FY 1956	204
Table 106	MDA Grant Aid Program, by Materiel Category, Cumulative Accomplishment through FY 1956	205
Table 107	Reimbursable Military Assistance Program, by Materiel Category, Cumulative Accomplishment through FY 1956	205
Table 108	Aircraft Deliveries to MDAP Countries, by Area - Grant Aid and Offshore Procurement, FY 1956 and Prior	206
Table 109	Aircraft Deliveries to Countries Under the Reimbursable Military Assistance Program, FY 1950 through FY 1956	210
Table 110	MDAP Aircraft Inventory by Type and Model, Quarterly, FY 1956	211
Table 111	MDAP Aircraft Inventory by Country - by Type and Model, Quarterly, FY 1956	212
Table 112	MDAP Aircraft Flying Hours by Type and Model, Quarterly, FY 1956	216
Table 113	MDAP Aircraft Flying Hours, by Area and Country, FY 1956	217
Table 114	MDAP Aircraft Attrition by Type and Model, FY 1956	221
Table 115	MDAP Grant Aid Formal Training Program - Number of Spaces Completed, by Type of Training and Recipient Country, Cumulative FY 1950 through FY 1956	222
Table 116	MDA Grant Aid Training Program - Mobile Training Teams Furnished, by Number of Teams, Personnel, Man Months, and Recipient Country - Cumulative FY 1950 through FY 1956	223
Table 117	MDA Grant Aid Training Program - Technical Representatives Completing Assignments, by Recipient Area, Cumulative, FY 1950 through FY 1956	223
Table 118	USAF Civilian Personnel in Salaried and Wage Board Groups Employed Under Mutual Defense Assistance Program (MDAP) - FY 1956	224

PART XV — PERSONNEL

MILITARY PERSONNEL

Definitions and Comments		225
RATED PERSONNEL		
Table 119	Summary - USAF Officers by Aeronautical Status, by Flying Status, by Grade in Which Serving - FY 1949 through FY 1956	236
Table 120	USAF Officers by Flying Status, by Aeronautical Rating - FY 1956	238

Page Number

PART XV — PERSONNEL (Continued)
MILITARY PERSONNEL (Continued)

RATED PERSONNEL (Continued)

Table 121 Summary - USAF Officers by Aeronautical Status, by Flying Status, by Command - 15 Jun 1949 through 30 Jun 1956 239

Table 122 USAF Officers on Flying Status by Aeronautical Rating, by Age - 31 Dec 1955 and 30 Jun 1956 242

CREWS

Table 123 USAF Air Crews by Mission, by Type and Model Aircraft - 31 Dec 1954, 30 Jun 1955, 31 Dec 1955, 30 Jun 1956 243

Table 124 USAF Air Crews by Mission, by Type and Model Aircraft, by Command - 31 Dec 1955 and 30 Jun 1956 246

COMMAND STRENGTH

Table 125 Summary - Military Strength by Type - 1 Aug 1907 through FY 1956 251

Table 126 Peak Strength of Military Personnel by Fiscal and Calendar Years, Worldwide - Jul 1939 through Jun 1956 252

Table 127 Command Strength Based on Operating Location by State, Continental US - FY 1956 253

Table 128 Command Strength Based on Operating Location by Country Outside Continental US - FY 1956 254

Table 129 Summary - Command Strength by Grade in Which Serving, Worldwide - 30 Jun 1948 through FY 1956 256

Table 130 Summary - Command Strength of General Officers by Grade in Which Serving - FY 1952 through FY 1956 258

Table 131 Summary - Command Strength by Type, by Personnel Identity - FY 1948 - FY 1956 259

Table 132 Command Strength by Component, by Departmental Status - 30 Jun 1948 through FY 1956 269

Table 133 Command Strength by Grade in Which Serving, by Departmental Status, Worldwide - FY 1956 270

Table 134 Summary - Command Strength of Air Force Pipeline Personnel by Pipeline Category - 30 Jun 1948 through FY 1956 272

Table 135 Summary - Command Strength by Departmental Status by Type of Personnel, Worldwide - 30 Jun 1948 through FY 1956 274

DEPARTMENTAL STRENGTH

Table 136 Summary - Departmental Strength by Type of Personnel - 30 Jun 1949 through FY 1956 275

Table 137 Summary - USAF Regular Commissioned Officers by Grade in Which Serving, by Control Branch - 30 Jun 1950 through 30 Jun 1956 276

Table 138 USAF General Officers by Permanent Grade, by Grade in Which Serving - Jun 1952 through Jun 1956 278

Table 139 Summary - Departmental Strength of Female Medical Officers by Grade in Which Serving - 30 Jun 1950 through FY 1956 279

Table 140 Summary - Departmental Strength of Female Personnel - 30 Jun 1951 through 30 Jun 1956 280

DECORATIONS

Table 141 USAF Military Decorations and Awards - FY 1956 281

PROMOTIONS

Table 142 Summary - Temporary Promotions of Officers to General Officers by Grade to Which Promoted - FY 1951 through FY 1956 282

Table 143 Summary - Officers Selected for Temporary Promotions by Fiscal Year in which Selected - FY 1951 through FY 1956 283

Table 144 Summary - Military Personnel Gains and Losses - Last Half FY 1949 through FY 1955 284

GAINS AND LOSSES

Table 145 Gains and Losses of Military Personnel to Command Strength - FY 1956 285

Table 146 Gains and Losses of Female Military Personnel to Command Strength - FY 1956 297

Table 147 Gains and Losses of USAF Enlisted Personnel by Age Group - FY 1955 - FY 1956 304

Page Number

PART XV - PERSONNEL (Continued)

MILITARY PERSONNEL (Continued)

GAINS

Table 148 Summary - Gains of USAF Officers to Command Strength by Grade - FY 1954 through FY 1956 305
Table 149 Gains of Enlisted Personnel to Command Strength by Grade - FY 1956 306

LOSSES

Table 150 Summary - Losses of Officers to Command Strength by Grade in Which Serving - FY 1954 through FY 1956 307
Table 151 Losses of Enlisted Personnel from Command Strength by Grade - FY 1956 . . . 308
Table 152 Summary - Losses of USAF Officers from Command Strength by Aeronautical Status by Age Group - FY 1953 through FY 1956 309
Table 153 Summary - Losses of USAF Officers on Flying Status, by Age Group - FY 1955 and FY 1956 310

STATUS CHANGES

Table 154 Summary - Accession Status Changes of Military Personnel - FY 1953 through FY 1956 311
Table 155 Accession Status Changes of Female Military Personnel - FY 1956 314

ENLISTMENTS AND REENLISTMENTS

Table 156 Enlistments and Reenlistments by Grade - FY 1956 316
Table 157 Summary - WAF Enlistments and Reenlistments by Grade - FY 1949 through FY 1956 318
Table 158 Enlistments and Reenlistments by Term of Enlistment - FY 1956 320
Table 159 WAF Enlistments and Reenlistments by Term of Enlistment - FY 1956 322
Table 160 Educational Level of Non-Prior Service Enlistments and Enlistments for Officer Candidate School and Aviation Cadets - FY 1956 324
Table 161 Non-Prior Service Enlistments by Armed Forces Qualification Test (AFQT) Mental Group - FY 1956 326

ATTITUDES, CHARACTERISTICS AND SKILLS

Table 162 Summary - Authorized and Assigned USAF Officers by Occupational Field Based on Duty Specialty - FY 1954 through FY 1956 327
Table 163 Summary - Authorized and Assigned Airmen by Primary Air Force Specialty Code (AFSC) within Career Field - 31 Dec 1953 through 30 Jun 1956 328
Table 164 Summary - Permanent Party Airmen Assigned by Primary AF Specialty, by Skill Level - FY 1954 through FY 1956 330
Table 165 Summary - Age Distribution of USAF Officers by Grade in Which Serving, by Age - 30 Nov 1952 through 30 Jun 1956 333
Sampling Variability 337

Sample Survey - Officers

Table 166 Percentaged Distribution of USAF Officers by Command - Worldwide - 31 May 1956 338
Educational Level
Marital Status
Legal Dependents
Source of Commission
Career Plans

Table 167 USAF Officers by Grade in Which Serving - Worldwide - 31 May 1956 340
Marital Status 340
Race and Sex
Age
Educational Level
Academic Major
Date of Separation

Legal Dependents 341
Active Federal Military Service
Total Federal Military Service
Component and Sex
Aeronautical Rating and Flying Status

Page Number

PART XV — PERSONNEL (CONTINUED)

MILITARY PERSONNEL (CONTINUED)

Sample Survey - Officers (Continued)

Career Plans 342
Reason for Original Tour
Career Plans When First Entered the Air Force
AF Career Advantages Superior to Those of Civilian Life
Reason for Staying in or Leaving the Air Force

Personal Situation in AF Improved During Last Twelve Months 343
Civilian Plans
Prefer Different Air Force Job
Working in Primary Air Force Specialty
Employed When Last a Civilian
Permanent Residence Before Entrance on Active Duty

Date Awarded Commission 344
How Obtained Commission
Initial Entry on Active Duty as Commissioned Officer
Overseas Tour
Overseas Station Allowance
Type of Overseas Tour Preferred by Married Officers

Months Overseas on Last Overseas Tour 345
Receiving Quarters Allowance
Dependents Sharing Quarters
Take Dependents With you on Most Recent Overseas Tour
Location of Dependents in Continental US While Stationed Overseas

Reason Dependents did not Join you Overseas 346
Immediate Family Attitude About your Being in the Air Force
Living Quarters Relationships
Informal Social Relationships

Table 168 USAF Officers by Grade in Which Serving - Continental US - 31 May 1956 347

Legal Dependents
Separating from the Air Force and Prospects in Civilian Life
Length of Original Obligated Tour
Aeronautical Rating and Flying Status
Desirable Aspects of Being an Air Force Pilot

Table 169 USAF Officers by Grade in Which Serving - Overseas - 31 May 1956 348

Legal Dependents
Separating from the Air Force and Prospects in Civil Life
Length of Original Obligated Tour
Aeronautical Rating and Flying Status
Desirable Aspects of Being an Air Force Pilot

Table 170 USAF Male Commissioned Officers by Component and Career Intent - 31 May 1956 349

Grade in Which Serving 349
Marital Status
Personal Situation in Air Force Improved During Last Year
Air Force Career Advantages Superior to those of Civilian Life
Career Plans when First Entered the Air Force
Reason for Original Tour

Conditions Affecting your Attitude Toward the Air Force 350
Reason for Staying in or Leaving the Air Force
Date of Entry on Active Duty as Commissioned Officer
Working in Primary Air Force Specialty

Separating from Air Force and Prospects in Civilian Life 351
Aeronautical Rating and Flying Status
Non-Rated Officer Receiving Training as Pilot or Observer

Page Number

PART XV – PERSONNEL (CONTINUED)

MILITARY PERSONNEL (CONTINUED)

Sample Survey - Officers - Continued

Table 171 USAF Pilots by Component and Career Intent - 31 May 1956 352

Completed Formal Pilot Training Course
Desirable Aspects of Being an Air Force Pilot
Attitude Toward Aircraft in Which Currently Most Proficient
Total Flying Hours

Table 172 USAF Male Commissioned Officers by Component Active Duty Intent Within Source of Commission, Worldwide - 31 May 1956 353 353

Table 173 Averages for Selected Characteristics for USAF Officers by Grade in Which Serving - 31 May 1956 354

Age 354
Number of Legal Dependents
Months of Active Federal Military Service
Months Spent Outside Continental US on Recent Overseas Tour
Length of Tour in Continental US

Sample Survey - Airmen

Table 174 USAF Airmen by Months of Active Federal Military Service by Age - Continental US, Overseas, and Worldwide - 31 May 1956 355

Table 175 Percentaged Distribution of USAF Airmen by Command - Worldwide - 31 May 1956 356

Educational Level 356
Marital Status
Dependents
Reenlistment Intent
Number of Air Force Enlistments
Quarters of Allowance

Table 176 USAF Airmen by Grade in which Serving - Worldwide - 31 May 1956 358

Marital Status
Educational Level
Age
Quarters Allowance
Subsistence Allowance
Mustering Out Payment

Active Federal Military Service 359
Total Federal Military Service
Active Federal Military Service in Present Grade
Legal Dependents

Time Elapsed Before Dependents Jointed Airmen 360
Number of AF Enlistments
Overseas Tour
Type of Overseas Tour Preferred by Married Airmen
Overseas Station Allowance
Date of Separation

Reenlistment Intent 361
Intent When Completed One-Half of Enlistment
Intent if Given Advanced Training in Present AFS
Career Plans When First Entered the Air Force
Awarded Skill Level 3 on Completing Technical Training Course

First Duty Assignment Same as Technical Training Received 362
Ever Applied for Recruiting Duty
Why Never Applied for Recruiting Duty

Table 177 USAF Airmen by Grade in Which Serving - Continental US - 31 May 1956 . . . 363

Legal Dependents
Time Elapsed Before Dependents Joined Airman
Months Outside Continental US on Recent Overseas Tour
Quarters Allowance
Subsistence Allowance

Page Number

PART XV — PERSONNEL (CONTINUED)

MILITARY PERSONNEL (CONTINUED)

Table 178 USAF Airmen by Grade in Which Serving - Overseas - 31 May 1956 364

Legal Dependents
Time Elapsed Before Dependents Joined Airman
Months Outside Continental US on Recent Overseas Tour
Quarters Allowance
Subsistence Allowance

Table 179 First Term and Career Airmen by Reenlistment Intent - Worldwide - 31 May 1956 365

Grade in Which Serving
Age
Marital Status
Type of Overseas Tour Preferred by Married Airmen
Date of Separation
Career Plans When First Entered the Air Force

Intent When One-Half Through Enlistment 366
Decision to Reenlist Made
Grade at End of Previous Enlistment
Intent if Given Opportunity for Advanced Training in Present AFSC
Completed Technical Training Course for Skill Level 3

First Duty Assignment Same as Training Received 367
Active Federal Military Service
Reasons for Reenlisting or Not Reenlisting

Table 180 First Term and Career Airmen by Functional Category - Worldwide - 31 May 1956 368

Grade in Which Serving
Geographic Location
Date of Separation
Career Plans When First Entered the Air Force
Reenlistment Intent
Presently Working in PAFSC
Reenlistment Intent if Given Opportunity for Advanced Training in Present AFS

Awarded Skill Level 3 on Completion of Formal Basic Technical Training Course 370
First Duty Assignment Same as Technical Training Received
Time in Skill Level 1 in Present AFS
Time in Skill Level 3 in Present AFS

Time in Skill Level 5 in Present AFS 372
Technical Training Received in Previous Lower Skill Level in Present PAFS
OJT Received in Previous Lower Skill Level in Present PAFS

Table 181 Averages for Selected Characteristics for USAF Airmen by Grade in Which Serving, Worldwide - 31 May 1956 374

INDOCTRINATIONAL TRAINING

Table 182 Military Indoctrinational Training of USAF Personnel - FY 1955 and FY 1956 . . . 375
Table 183 Military Indoctrinational Training of WAF Personnel - FY 1955 and FY 1956 . . . 376

ON-THE-JOB TRAINING

Table 184 Summary - Airmen Completing On-The-Job Training - FY 1955 and FY 1956 . . . 376

FLYING TRAINING

Table 185 Summary - USAF Flying Training of USAF Personnel - FY 1940 through FY 1956 377
Table 186 Summary - USAF Flying Training Fatalities of USAF Personnel - FY 1940 through FY 1956 388
Table 187 Summary - USAF Flying Training of Army and Navy Personnel - Last Half FY 1948 through FY 1956 389
Table 188 Summary - USAF Training of Foreign Personnel - FY 1942 through FY 1956 . . . 393

Page Number

PART XV – PERSONNEL (CONTINUED)

MILITARY PERSONNEL (CONTINUED)

TECHNICAL TRAINING

Table 189	Summary - Technical Training of USAF Officers by Air Training Command - FY 1941 through FY 1956	399
Table 190	Summary - Technical Training of Airmen by Air Training Command - FY 1941 through FY 1956	401
Table 191	Summary - Technical Training of WAF Officers by Air Training Command - FY 1950 through FY 1956	402
Table 192	Technical Training of WAF Airmen by Air Training Command - FY 1956	403
Table 193	Summary - Technical Training of US Army Personnel by Air Training Command - Last Half FY 1949 through FY 1956	404
Table 194	Summary - Technical Training of US Navy Personnel by Air Training Command - Last Half FY 1949 through FY 1956	405

PROFESSIONAL AND TECHNOLOGICAL TRAINING

Table 195	Summary - USAF Professional, Technological and Collegiate Training of USAF Officers - FY 1951 through FY 1956	406
Table 196	Summary - USAF Professional and Technological Military Training of WAF Airmen - FY 1951 through FY 1956	411
Table 197	Summary - Professional and Technological Training of WAF Officers - FY 1951 through FY 1956	414
Table 198	Summary - Professional and Technological Training of WAF Airmen - FY 1951 through FY 1956	416
Table 199	Summary - USAF Professional and Technological Training of Army Officer Personnel by Air University - FY 1951 through FY 1956	418
Table 200	Summary - USAF Professional and Technological Training of Navy Officer Personnel by Air University - FY 1951 through FY 1956	420
Table 201	Summary - Technical Training of USAF Civilian Personnel by Air Training Command - FY 1951 through FY 1956	421
Table 202	Summary - USAF Professional and Technological Training of Foreign Nationals - FY 1951 through FY 1956	422
Table 203	Summary - Technical Training of Foreign Nationals by Air Training Command - FY 1951 through FY 1956	425

TRAINING IN OTHER THAN USAF SCHOOLS

Table 204	Summary - Training of USAF Personnel in Other Military Schools - FY 1951 through FY 1956	426
Table 205	Training of USAF Officers in Army Schools - FY 1956	427
Table 206	Summary - Training of Airmen in Army Schools - FY 1951 through FY 1956	430
Table 207.1	Summary - Training of USAF Officers in US Navy Schools - FY 1951 thru FY 1956	432
Table 207.2	Summary - Training of Airmen in US Navy Schools - FY 1951 thru FY 1956	433
Table 208	Summary - USAF Professional and Technological Training of USAF Personnel	436

CIVILIAN PERSONNEL

Definitions 438

SUMMARIES

Table 209	Summary - USAF Civilian Employees - 30 Jun 1942 through 30 Jun 1956	440

BY DUTY LOCATION

Table 210	Civilian Employees by Duty Location Within Continental US - FY 1956	441
Table 211	Civilian Employees by Duty Location Outside Continental US - FY 1956	442

CIVILIAN EMPLOYMENT

Table 212	WAE (When Actually Employed) Employees and Presidential Appointees - FY 1956	444
Table 213	Civilian Employees with Veterans' Preference, by Preference Points Within Major Air Commands - FY 1956	444
Table 214	Civilian Employees by Sex, by Command - FY 1956	445
Table 215	Civilian Employees by Category, by Grade, Worldwide - FY 1956	447
Table 216	Civilian Employees by Type of Appointment, by Employee Group - FY 1956	448
Table 217	Civilian Employees by Citizenship or Non-Citizenship Status, by Command, Overseas - FY 1956	449

Page Number

PART XV — PERSONNEL (CONTINUED)

CIVILIAN PERSONNEL (CONTINUED)

PHYSICALLY IMPARIED EMPLOYEES

Table 218 Appointment of Physically Imparied Civilian Personnel by Command, Continental US - FY 1956 452

DEPARTMENTAL EMPLOYMENT

Table 219 Departmental Civilian Employees by Type of Appointment, by Employee Group - FY 1956 453
Table 220 Departmental Civilian Employees by Type of Service - FY 1956 453
Table 221 Departmental Civilian Employees With Veterans' Preference, by Preference Points FY 1956. 453

GAINS AND LOSSES

Table 222 Accessions of USAF Civilian Personnel by Type - FY 1956 454
Table 223 Separations of USAF Civilian Personnel by Type - FY 1956 455

PROMOTIONS AND DEMOTIONS

Table 224 Promotions of Civilian Personnel by Veteran and Non-Veteran Status, by Command, Continental US - FY 1956. 456
Table 225 Demotions of Civilian Personnel by Veteran and Non-Veteran Status, by Command, Continental US - FY 1956 457

MISCELLANEOUS

Table 226 USAF Incentive Awards Program, Worldwide - FY 1956 458
Table 227 Air Force Aid Society Summaries - FY 1956 459
Table 228 Summary of USAF Civilian Retirement Fund Transactions, Worldwide - As of 31 Dec 1955 459
Table 229 USAF Civilian Employee Training by Area of Training, Continental US - FY 1956 460

PART XVI — MEDICAL ACTIVITIES, CASUALTIES AND PATIENT TRANSPORTS

Definitions 461

BIOMETRICS

Table 230 Summary - Admission Rates of USAF Personnel, Worldwide - FY 1952 through FY 1956 464
Table 231 Summary - Noneffective Ratios of USAF Personnel, Worldwide - FY 1952 through FY 1956. 464
Table 232 Summary - Hospitalization Ratios of USAF Personnel, Worldwide - FY 1952 through FY 1956. 464

UTILIZATION OF MEDICAL FACILITIES

Table 233 Summary - Admissions and Number of Patients Occupying Beds in USAF Hospitals and Dispensaries, by Type of Beneficiary, by Command - FY 1952 through FY 1956 465
Table 234 Volume of Selected Outpatient Activities by Type of Beneficiary, by Command - FY 1956 467
Table 235 Summary - Staffing Ratios of USAF Hospitals and Dispensaries, Continental US - FY 1952 through FY 1956 470

CASUALTIES

Table 236 Summary - Non-Battle Deaths of USAF Officers by Aeronautical Rating, By Grade in Which Serving at Time of Death - Last Half FY 1952 through FY 1956 472
Table 237 Summary - Non-Battle Aircraft Deaths of USAF Airmen, Aircrew and Non-Aircrew - Last Half FY 1952 through FY 1956 472
Table 238 Summary - Non-Battle Deaths of USAF Officers and Airmen by Grade in Which Serving at Time of Death - Last Half FY 1952 through FY 1956 . . . 473
Table 239 Summary - Non-Battle Deaths of USAF Officers by Age Group, by Grade in Which Serving at Time of Death - Last Half FY 1952 through FY 1956 . . 474
Table 240 Summary - Non-Battle Deaths of Airmen by Age Group, by Grade in Which Serving at Time of Death - Last Half FY 1952 through FY 1956 475
Table 241 Non-Battle Deaths of USAF Officers by Age Group, by Causative Agent - FY 1956 476
Table 242 Non-Battle Deaths of Airmen by Age Group, by Causative Agent - FY 1956 . . . 476

Page Number

PART XVI — MEDICAL ACTIVITIES, CASUALTIES AND PATIENT TRANSPORTS (CONTINUED)

AEROMEDICAL EVACUATIONS

Table 243	Summary - Patient Aeromedical Evacuation - FY 1952 through FY 1956	477
Table 244	Summary - Aeromedical Evacuation of Patients through US Ports - FY 1952 through FY 1956	478

DENTAL

Table 245	USAF Dental Health Activities at USAF Installations, Worldwide - FY 1956	479

VETERINARY

Table 246	USAF Veterinary Animal Origin Food Inspection Service Incident to Procurement - FY 1956	480
Table 247	Summary - USAF Veterinary Non-Animal Origin Food Inspection Service Incident to Procurement - FY 1956	482
Table 248	USAF Veterinary Animal Origin Food Inspection Service Incident to Surveillance - FY 1956	484
Table 249	USAF Veterinary non-Animal Origin Food Inspection Service Incident to Surveillance - FY 1956	485
Table 250	USAF Veterinary Animal Services Summary - FY 1956	486

PART XVII — SECURITY AND DISCIPLINE

Definitions		487
Table 251	Summary - USAF Military Personnel Absent Without Leave and Man-Days Lost - Third Quarter FY 1947 through FY 1956	489
Table 252	Air Provost Marshall Activities Data - FY 1956	490
Table 253	Special Investigations Conducted by the Office of Special Investigation, Continental US, Hawaii, and Puerto Rico - FY 1956	500

PART XVIII — COMPONENTS

Definitions		505

AIR FORCE RESERVE

STRENGTH

Table 254	AF Reserve Strength Assigned to Continental Air Command by Location - FY 1956	510
Table 255	Summary - AF Reserve Mobilization Assignee and Mobilization Designee Strength - 25 Jun 1952 through 25 Jun 1955	511
Table 256	AF Reserve Officer Strength by Grade, by Reserve Status, by Pay Status, by Program Element - FY 1956	512
Table 257	AF Reserve Airman Strength by Grade, by Reserve Status, by Pay Status, by Program Element - FY 1956	516
Table 258	Summary - AF Reserve in Pay Status and Non-Pay Status Assignments by Grade - Jun 1953 through Jun 1955	520
Table 259	AF Reserve Mobilization Assignee and Mobilization Designee Strength by Command - FY 1956	521
Table 260	AF Reserve Officers in Pay Status Assignments by Flying Status, by Grade, by Program Element - FY 1956	522

TRAINING

Table 261	AF Reserve Inactive Duty Training - FY 1956	530
Table 262	AF Reserve Active Duty Training - FY 1956	532

GAINS AND LOSSES

Table 263	AF Reserve Gains and Losses FY 1952 through FY 1955	534
Table 264	AF Reserve Officer Gains and Losses - FY 1956	535
Table 265	AF Reserve Airman Gains and Losses - FY 1956	536
Table 266	AF Reserve Inter- Program Element Gains and Losses - FY 1956	537

ACTIVE MILITARY SERVICE (AMS)

Table 267	Summary - AF Reserve Personnel Sent to Active Military Service by Grade - FY 1953 through 1955	538
Table 268	AF Reserve Officers Sent to Active Military Service by Grade, by Program Element - FY 1956	539

Page Number

PART XVIII — COMPONENTS (CONTINUED)

AIR FORCE RESERVE (CONTINUED)

ACTIVE MILITARY SERVICE (AMS) - Continued

Table 269 AF Reserve Airmen Sent to Active Military Service by Grade, by Program Element - FY 1956 540

NOT ON ACTIVE DUTY

Table 270 Summary - Air Force Reserve Personnel not on Active Duty - 31 Dec 1947 through 30 Jun 1956 542

AIRPLANE INVENTORY AND FLIGHT OPERATIONS

Table 271 Functional Distribution of Air Force Reserve Aircraft Inventory Quarterly - Fiscal Year 1956 543

Table 272 Functional Distribution Summary of Air Force Reserve Aircraft Possessed - Fiscal Years 1950 - 1956 545

Table 273 Air Force Reserve Aircraft Functional Distribution by Type, Model, and Selected Series - As of 30 June 1956 546

Table 274 Summary of Hours Flown by Air Force Reserve Aircraft by Type and Model - Fiscal Years 1950 - 1956 547

AIR NATIONAL GUARD

FUNDING

Table 275 Obligations During Fiscal Year 1956 from Funds Appropriated for Air National Guard 548

STRENGTH

Table 276 Authorized and Assigned Air National Guard Strength in Federally Recognized Units by State or Territory - FY 1956 549

Table 277 Authorized and Assigned Air National Guard Military Strength by State or Territory - FY 1956 550

Table 278 Authorized and Assigned Strength of Air National Guard Warrant Officers FY 1956 552

TRAINING

Table 279 Air National Guard Participation in Training Assemblies - FY 1956 553

Table 280 Air National Guard Participation in Field Training - FY 1956. 553

Table 281 Air National Guard Pilot Training - FY 1956 554

Table 282 Air National Guard School Training - FY 1956 554

Table 283 Summary - Air National Gurad Personnel not on Active Duty - 30 Nov 1946 through 30 Jun 1956 555

Table 284 Functional Distribution of Air National Guard Aircraft Inventory Quarterly - Fiscal Year 1956. 556

Table 285 Functional Distribution Summary of Air National Guard Aircraft Possessed - Fiscal Years 1950 - 1956 558

Table 286 Air National Guard Aircraft Functional Distribution by Type, Model and Selected Series - As of 30 June 1956 559

Table 287 Summary of Hours Flown by Air National Guard Aircraft by Type and Model Fiscal Years 1950 - 1956. 560

AIR FORCE RESERVE OFFICERS TRAINING CORPS (AFROTC)

ENROLLMENT

Table 288 Formally Enrolled AF Reserve Officer Training Corps (ROTC) Students By Institution, By Year of Course, By State - FY 1956. 561

Table 289 Summary - AFROTC Enrollment by Fiscal Year - Oct 1946 thru Jun 1956. . . . 568

TRAINING

Table 290 AF Reserve Officer Training Corps (AFROTC) Cadet Enrollment by Category - FY 1956 569

COMMISSIONS GRANTED

Table 291 Summary - USAF Reserve Officer Training Corps (ROTC) Commissions and Certificates of Completion Granted by Fiscal Year - FY 1949 through FY 1956 570

Table 292 USAF Reserve Officer Training Corps (ROTC) Commissions Granted - FY 1956 570

Page Number

PART XVIII – COMPONENT (Continued)

ACTIVE MILITARY SERVICE

Table 293 USAF Commissioned Reserve Officer Training Corps (ROTC) Officers Sent to Active Military Service (AMS) by Type of Training - FY 1956 570

CIVIL AIR PATROL

PARTICIPATION

Table 294 Summary-Participation in Civil Air Patrol (CAP) Activities by Wing FY 1952 through FY 1956 571

ORGANIZATION

Table 295 Summary - Civil Air Patrol Units by Type - 30 Jun 1949 through 30 Jun 1956. . 572
Table 296 Civil Air Patrol Wing Headquarters by Location - As of 30 Jun 1956 572

TRAINING

Table 297 Flying Activity of Civil Air Patrol on Actual Missions (Search, Rescue, and Mercy) - Calendar Year 1956 573
Table 298 Flying Activity of Civil Air Patrol on Training Missions (Search and Rescue) FY 1956 573
Table 299 Civil Air Patrol Cadet Encampment by Calendar Year - 1947 through 1956 . . . 573
Table 300 Summary - Civil Air Patrol (CAP) - High School Aviation Education Program 1949 (Fall) through 1956 (Spring). 574
Table 301 Civil Air Patrol Cadet Summer Encampment - 1956 574
Table 302 Functional Distribution of Civil Air Patrol Aircraft Inventory Quarterly - Fiscal Year 1956. 576
Table 303 Civil Air Patrol Aircraft Functional Distribution by Type and Model - As of 30 Jun 1956 577

EXPLORERS

ORGANIZATION

Table 304 Summary - Explorers in Explorer Units by Type of Explorer - 31 Dec 1951 through 31 Dec 1955 578
Table 305 Summary - Explorer Units by Type of Unit by Calendar Year - 1953 thru 1955 . 578

MEMBERSHIP

Table 306 Summary - Classified Membership of Explorers by Regions - 31 Dec 1953 through 31 December 1955 579
Table 307 Summary - Explorer Growth - 31 Dec 1930 through 31 Dec 1955 579
Table 308 Age Distribution of Boy Explorer Membership by Region - 31 Dec 1955 580

MAJOR AIR COMMAND DIRECTORY

MAJOR AIR COMMAND

That portion of U.S. Air Force command structure which includes appropriate headquarters and subordinate units and is immediately subordinate administratively to U.S. Air Force. By definition, this excludes U.S. Air Force "exempted activities", which are units not subordinate to any of the major commands.

Major Air Commands - Continental U. S.

- Air Defense Command
- Air Materiel Command
- Air Proving Ground Command
- Air Research and Development Command
- Air Training Command
- Air University
- Continental Air Command
- Headquarters Command, USAF
- Military Air Transport Service
- Strategic Air Command
- Tactical Air Command
- USAF Academy
- USAF Security Service

Major Air Commands - Overseas

- Alaskan Air Command
- Caribbean Air Command
- Far East Air Forces
- Northeast Air Command
- U. S. Air Forces in Europe

SEPARATE OPERATING AGENCIES

- Air Force Finance Division
- Joint United States Military Group, Air Administration (Spain)

AIR DEFENSE COMMAND

Established 21 March 1946; reassigned to Continental Air Command, 1 December 1948; discontinued, 1 July 1950; and re-established as a major air command 1 January 1951.

AIR MATERIEL COMMAND

Established 17 July 1944 as AAF Materiel and Services; redesignated as AAF Air Technical Service Command, 31 August 1944; redesignated as Air Technical Service Command, 1 July 1945; and redesignated as Air Materiel Command, 9 March 1946.

AIR PROVING GROUND COMMAND

Established as AAF School of Applied Tactics, 27 October 1942; redesignated as AAF Tactical Center, 28 October 1943; redesignated as AAF Center, 1 June 1945; redesignated as AAF Proving Ground Command, 26 February 1946; redesignated as Air Proving Ground Command, 10 July 1946; redesignated as Air Proving Ground and assigned to Air Materiel Command, 20 January 1948; relieved of assignment to Air Materiel Command and designated a major air command, 1 June 1948; and redesignated as Air Proving Ground Command, 20 December 1951.

AIR RESEARCH AND DEVELOPMENT COMMAND

Established as Research and Development Command, 23 January 1950; redesignated as Air Research and Development Command 16 September 1950; and assumed powers, missions and functions, and responsibilities of the Air Force Special Weapons Center (formerly Special Weapons Command), 1 April 1952.

AIR TRAINING COMMAND

Established as Army Air Force Training Command, 7 July 1943; and redesignated as Air Training Command, 1 July 1946.

AIR UNIVERSITY

Established as AAF School of Applied Tactics, 1 November 1943; redesignated as Army Air Forces School, 1 June 1945 and redesignated as Air University 12 March 1946.

CONTINENTAL AIR COMMAND

Established 1 December 1948.

HEADQUARTERS COMMAND, USAF

Established as Bolling Field Command, 15 December 1946; and redesignated as Headquarters Command, USAF, 17 March 1948.

MILITARY AIR TRANSPORT SERVICE

Established 1 June 1948 assuming all active units of the discontinued Air Transport Command and Air Transport Service; and assumed powers, missions, functions and responsibilities of Air Pictorial Service, 16 April 1952.

STRATEGIC AIR COMMAND

Established 21 March 1946 concurrent with redesignation of Continental Air Forces.

TACTICAL AIR COMMAND

Established 21 March 1946; reassigned to Continental Air Command, 1 December 1948; and relieved of assignment to Continental Air Command and designated a major air command, 1 December 1950.

USAF ACADEMY

Established 27 July 1954. The headquarters of the Academy was activated 14 August 1954.

USAF SECURITY SERVICE

Established 20 October 1948.

ALASKAN AIR COMMAND

Activated Alaska Air Forces, 15 January 1942; redesignated as 11th Air Force, 5 February 1942; and redesignated as Alaskan Air Command, 21 December 1945.

CARIBBEAN AIR COMMAND

Activated Panama Canal Air Force, 20 November 1940; redesignated as Caribbean Air Force, 5 August 1941; redesignated as Sixth Air Force, 5 February 1942; redesignated as Caribbean Air Command, 31 July 1946; and assumed powers, missions, functions and responsibilities of Antilles Air Command, 31 July 1946.

FAR EAST AIR FORCES

Activated Far East Air Forces, 3 August 1944; redesignated as Pacific Air Command, U. S. Army, 6 December 1945; beginning July 1945, it included Fifth, Seventh, and Thirteenth Air Forces and Air Forces in Middle Pacific; and redesignated as Far East Air Forces, 1 January 1947.

NORTHEAST AIR COMMAND

Transferred to jurisdiction of AAF, 1 January 1946 as Newfoundland Base Command, and assigned to Air

NORTHEAST AIR COMMAND (Continued)
Transport Command; and redesignated as Northeast Air Command, relieved of assignment to Military Air Transport Service, and designated a major air command, 1 October 1950.

U. S. AIR FORCES IN EUROPE
Activated Eighth Air Force 28 January 1942; redesignated as United States Strategic Air Force in Europe, 1 March 1944; redesignated as U. S. Air Forces in Europe, 7 August 1945; and assumed powers, missions, functions and responsibilities of Third Air Division, 21 January 1951.

AIR FORCE FINANCE DIVISION

Established as a separate operating agency, 1 January 1951.

JOINT UNITED STATES MILITARY GROUP, AIR ADMINISTRATION (SPAIN)

Established as a separate operating agency, 20 May 1954.

AIR STAFF
DEPARTMENT OF THE AIR FORCE
& MAJOR AIR COMMANDS

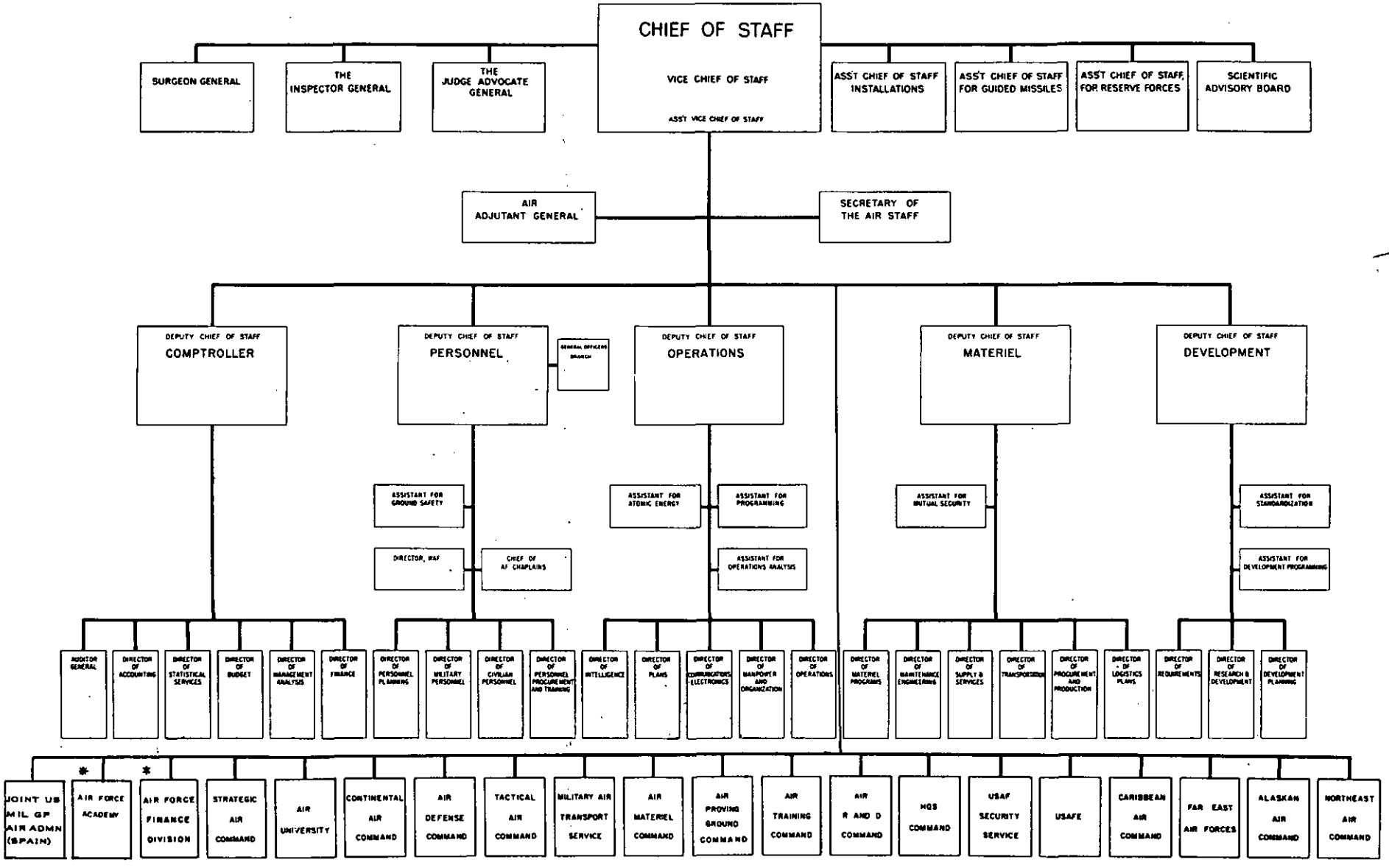

* SEPARATE OPERATING AGENCY

Air Force Units and Capabilities

PART I

AIR FORCE UNITS AND CAPABILITIES

The tables included in this section provide a summary of all USAF Units and Summary data reflecting the status and deployment of USAF Combat and Troop Carrier Wings, and Flying Support Units.

Tables reflecting status and deployment contain the following data:

a. Total units activated, Fiscal Years 1950 - 1956, inclusive.

b. Equipped units by type and model of aircraft possessed, Fiscal Years 1942 - 1956, inclusive.

c. Authorized, possessed, combat ready aircraft, and authorized, assigned, combat ready crews in units by type and model of aircraft, Fiscal Years 1950 - 1956, inclusive.

d. Operational Readiness of Combat and Troop Carrier Wings, Fiscal Year 1956.

DEFINITIONS

Wing - An air unit composed normally of one primary mission group and the necessary supporting organization, i. e. supply, maintenance, hospital and other services required by the primary mission group.

NOTE: In some cases, Combat and Troop Carrier groups do not have a parent wing. Also, certain Combat and Troop Carrier squadrons do not have a parent wing or group. Such units are shown in wing equivalents on the basis that one primary mission group or approximately three primary mission squadrons are the equivalent of a wing.

Combat Wing - A wing designed for direct participation in operations against enemy forces.

Troop Carrier Wing - A wing which has a mission of providing airlift for combat elements.

Flying Support Unit - A flying unit which has a mission of furnishing operational assistance to combat elements.

Operational Readiness - A measurement of relative capability. It is the degree to which a unit is manned, equipped and trained for the satisfactory performance of its primary mission.

Primary Mission - The principal mission currently assigned the unit. Normally it is preparing for, or executing the task for which the unit was basically intended.

TABLE 1 — SUMMARY OF ACTIVE USAF ORGANIZATIONS BY COMMAND — AS OF 30 JUNE 1956

	COMMANDS																			
	Total	ADC	AFN	AMC	APG	ARDC	ATC	AU	CNC	HQC	MATS	SAC	TAC	USAFA	USAFSS	AAC	CAC	FEAF	JUSMG	NEAC	USAFE
Headquarters, USAF - Non-T/O [a]	1																				
Major Air Commands																					
Non-T/O	17	1	-	1	1	1	1	1	1	1	1	1	1	-	1	1	1	1	-	1	1
Separate Operating Agencies																					
Non-T/O	3	-	1	-	-	-	-	-	-	-	-	-	-	1	-	-	-	-	1	-	-
Sub Commands																					
Total - Non T/O	65	3	-	16	1	10	3	1	4	-	10	3	4	-	2	-	-	4	-	-	4
Air Forces	22	-	-	-	-	-	3	1	4	-	-	3	3	-	-	-	-	4	-	-	4
Forces - Air Def & Air Mat.	6	3	-	2	-	-	-	-	-	-	1	-	-	-	-	-	-	-	-	-	-
Areas - Air Materiel	14	-	-	14	-	-	-	-	-	-	-	-	-	-	-	-	-	-	-	-	-
Centers - Named	15	-	-	-	1	10	-	-	-	-	1	-	1	-	2	-	-	-	-	-	-
Divisions/MATS	3	-	-	-	-	-	-	-	-	-	3	-	-	-	-	-	-	-	-	-	-
Services/MATS	5	-	-	-	-	-	-	-	-	-	5	-	-	-	-	-	-	-	-	-	-
Divisions - Total	57	17	-	-	-	-	-	-	-	1	-	26	-	-	-	2	-	6	-	1	4
T/O	24	-	-	-	-	-	-	-	-	-	-	23	-	-	-	-	-	-	-	-	1
Non-T/O	33	17	-	-	-	-	-	-	-	1	-	3	-	-	-	2	-	6	-	1	3
Wings - Total	204	12	-	14	2	-	34	1	1	2	19	56	16	-	2	2	-	15	-	4	24
T/O	96	2	-	-	-	-	-	-	-	-	2	50	16	-	-	-	-	10	-	-	16
Non-T/O	108	10	-	14	2	-	34	1	1	2	17	6	-	-	2	2	-	5	-	4	8
Groups - Total	578	31	-	34	9	13	148	5	7	16	64	43	58	-	8	5	1	50	-	11	75
T/O	211	25	-	-	-	-	-	-	-	-	21	32	58	-	-	-	-	34	-	-	41
Non-T/O	367	6	-	34	9	13	148	5	7	16	43	11	-	-	8	5	1	16	-	11	34
Squadrons - Total	3,046	322	-	76	18	50	493	15	35	46	396	679	222	1	29	52	3	214	3	52	340
T/O	1,302	120	-	18	-	-	1	-	4	-	71	558	214	-	-	10	-	136	1	5	164
Non-T/O	1,744	202	-	58	18	50	492	15	31	46	325	121	8	1	29	42	3	78	2	47	176
Flights - Total	89	7	-	3	-	1	2	-	-	-	21	19	5	-	2	1	3	8	-	2	15
T/O	51	4	-	1	-	1	1	-	-	-	2	18	4	-	-	-	1	7	-	1	11
Non-T/O	38	3	-	2	-	-	1	-	-	-	19	1	1	-	2	1	2	1	-	1	4
Miscellaneous - Total	585	37	-	19	2	12	71	9	133	4	14	107	37	1	-	7	3	44	3	10	72
T/O	182	37	-	2	1	4	-	1	2	1	3	65	20	1	-	3	1	16	-	4	21
Non-T/O	403	-	-	17	1	8	71	8	131	3	11	42	17	-	-	4	2	28	3	6	51
Air Reserve - Total	1,185	-	-	-	-	-	-	-	1,185	-	-	-	-	-	-	-	-	-	-	-	-
Wings	26	-	-	-	-	-	-	-	26	-	-	-	-	-	-	-	-	-	-	-	-
Groups	198	-	-	-	-	-	-	-	198	-	-	-	-	-	-	-	-	-	-	-	-
Squadrons	935	-	-	-	-	-	-	-	935	-	-	-	-	-	-	-	-	-	-	-	-
Miscellaneous	26	-	-	-	-	-	-	-	26	-	-	-	-	-	-	-	-	-	-	-	-

a/ Non-T/O is equivalent to the classification T/D in previous issues of this table.

Source: Operations Statistics Division, Directorate of Statistical Services, DCS/Comptroller

TABLE 2 — COMBAT AND TROOP CARRIER WINGS AND SQUADRONS, WORLD-WIDE BY TYPE, FY 50 — 56

(Squadrons are shown in parenthesis and are included in the number of wings)

TYPE OF UNIT	JUN 50	JUN 51	JUN 52	JUN 53	JUN 54	JUN 55	JUN 56
COMBAT AND TROOP CARRIER - TOTAL	48 (147)	87 (262)	95 (288)	106 (322)	115 (355)	121 (375)	131 (402)
COMBAT TOTAL	42 (128)	72 (215)	80 (241)	90 (271)	99 (304)	108 (332)	118 (359)
STRATEGIC - TOTAL	21 (64)	28 (85)	37 (112)	41 (124)	44 (133)	46 (140)	51 (153)
Bombardment, Heavy	3 (9)	3 (9)	4 (12)	6 (18)	6 (18)	7 (21)	11 (33)
Bombardment, Medium	12 (36)	18 (54)	22 (66)	22 (66)	24 (72)	23 (70)	28 (84)
Fighter Escort	1 (3)	3 (9)	3 (9)	-	-	-	-
Strategic Fighter	-	-	-	5 (15)	6 (18)	6 (18)	5 (15)
Strategic Reconnaissance	3 (10)	-	-	-	-	-	-
Strategic Reconnaissance, H	-	2 (6)	3 (9)	4 (12)	4 (12)	4 (12)	-
Strategic Reconnaissance, M	-	2 (7)	5 (16)	4 (13)	4 (13)	5 (16)	5 (15)
Strategic Reconnaissance, L	-	-	-	-	-	-	1 (3)
Strategic Reconnaissance, Ftr	-	-	-	-	-	1 (3)	1 (3)
Reconnaissance, Weather	2 (6)	-	-	-	-	-	-
AIR DEFENSE - TOTAL	12 (36)	20 (60)	20 (60)	26 (78)	28 (84)	29 (87)	32 (96)
Fighter-Interceptor	9 (27)	20 (60)	20 (60)	26 (78)	28 (84)	29 (87)	32 (96)
Fighter-All Weather	3 (9)	-	-	-	-	-	-
TACTICAL - TOTAL	9 (28)	24 (70)	23 (69)	23 (69)	27 (87)	33 (105)	35 (110)
Bombardment, Light	1 (4)	5 (13)	4 (12)	4 (12)	5 (15)	5 (15)	-
Bombardment, Tactical	-	-	-	-	-	1 (3)	6 (18)
Fighter-Bomber	7 (21)	15 (45)	15 (45)	15 (45)	16 (49)	16 (49)	17 (51)
Fighter-Day	-	-	-	-	1 (3)	6 (18)	7 (21)
Tactical Reconnaissance	1 (3)	4 (12)	4 (12)	4 (12)	5 (20)	5 (20)	5 (20)
TROOP CARRIER - TOTAL	6 (19)	15 (47)	15 (47)	16 (51)	16 (51)	13 (43)	13 (43)
Troop Carrier, Heavy	3 (10)	3 (9)	3 (9)	4 (13)	4 (13)	4 (13)	4 (13)
Troop Carrier, Medium	3 (9)	12 (38)	12 (37)	12 (38)	12 (38)	9 (30)	9 (30)
Troop Carrier, Assault a/	-	-	0 (1)	-	-	-	-
SUPPORT FORCES							
Troop Carrier Group, Assault-Total	-	-	-	0 (2)	0 (2)	2 (6)	4 (11)
Troop Carrier, Assault, FW	-	-	-	0 (1)	0 (1)	0 (1)	2 (6)
Troop Carrier, Assault, RW	-	-	-	0 (1)	0 (1)	2 (5)	2 (5)
Air Refueling Squadron - Total	9	14	15	22	32	39	44
Air Refueling, Heavy	-	-	-	-	-	2	3
Air Refueling, M (BM & SRM)	9	14	15	22	26	29	32
Air Refueling, SF (SF & SRF)	-	-	-	-	4	5	5
Air Refueling, Fighter Bomber	-	-	-	-	2	3	4
MATS Units - Total	28	38	49	55	67	72	53
Air Transport Sq b/	20	21	31	35	43	47	28
Air Rescue Sq c/	8	11	12	-	-	-	-
Air Rescue Gp c/	-	-	-	13	12	12	12
Photo Mapping Group c/	-	-	-	-	1	1	1
Mapping and Charting Sq d/	-	-	-	1	-	-	-
Air Transport Sq, L (AE) c/	-	-	-	6	5	5	5
Strategic Recon Sq, M, Weather c/	-	6	6	6	-	-	-
Weather Reconnaissance Sq c/	-	-	-	-	6	6	7
Weather Reconnaissance Flt c/	-	-	-	-	-	1	-
Separate Unit - Total	5	9	12	24	23	29	30
Strategic Support Squadron	2	3	3	4	4	4	4
Tow Target Squadron	1	3	4	6	5	8	7
Liaison Squadron	2	2	3	10	2	-	-
Air Resupply Squadron	-	1	2	3	3	3	3
Logistic Support Squadron	-	-	-	1	2	3	3
Radar Evaluation Unit	-	-	-	-	5	7	7
Airborne Early Warning&Control	-	-	-	-	2	4	6
Guided Missile Squadrons - Total	-	-	2	2	2	3	4
Pilotless Bomber Sq, Light	-	-	2	2	-	-	-
Tactical Missile Sq	-	-	-	-	-	3	4

a/ Shown in Support Forces subsequent to 1 Jul 53.
b/ Air Transport Sq shown as light and heavy in 1953 and 1954.
c/ Shown in Separate Units prior to 1 Jul 54.
d/ Shown in Separate Units prior to 1 Jul 53.

Source: Operations Statistics Division, Directorate of Statistical Services, DCS/Comptroller.

[redacted]

TABLE 3 —USAF COMBAT AND TROOP CARRIER WINGS AND SQUADRONS, WORLD-WIDE, CONTINENTAL US AND OVERSEAS, BY TYPE—FISCAL YEAR 1956

The following tables reflect the number of wings and/or groups (including Flying Support Units) and, in parentheses, the number of squadrons comprising the wings and/or groups. Combat and Troop Carrier Squadrons not having wing or group assignments are shown in wing equivalents on the basis of approximately three squadrons to a wing.

Statistics presented include only those Combat and Troop Carrier units (including Flying Support Units) activated or organized and for which inactivation or discontinuance had not been accomplished on the date shown.

Units located within the continental limits of the United States are shown within their respective command of assignment. Units located outside the continental limits of the United States are shown under the major commands in which they are located.

The Flying Support Units for FY 1956 are Troop Carrier Assault, Air Refueling, Air Transport, Air Rescue, Weather Reconnaissance, Photographic Mapping, Airborne Early Warning and Control, Air Resupply, Logistic Support, Strategic Support, Radar Evaluation, Tow Target and Pilotless Bomber Light (redesignated to Tactical Missile).

TYPE OF UNIT	JUL 1955	AUG	SEP	OCT	NOV	DEC	JAN 1956	FEB	MAR	APR	MAY	JUN
	WORLDWIDE											
COMBAT AND TROOP CARRIER WING - TOTAL	122 (378)	124 (383)	125 (386)	126 (389)	127 (392)	127 (392)	128 (395)	128 (395)	128 (396)	130 (401)	130 (400)	131 (402)
Combat Wing - Total	109 (335)	111 (340)	112 (343)	113 (346)	114 (349)	114 (349)	115 (352)	115 (352)	115 (353)	117 (358)	117 (357)	118 (359)
Strategic - Total	47 (143)	48 (146)	49 (149)	49 (149)	50 (152)	50 (152)	51 (155)	51 (155)	51 (155)	51 (155)	51 (154)	51 (153)
Bomb, Heavy	7 (21)	7 (21)	7 (21)	11 (33)	11 (33)	11 (33)	11 (33)	11 (33)	11 (33)	11 (33)	11 (33)	11 (33)
Bomb, Medium	24 (73)	25 (76)	26 (79)	26 (79)	27 (82)	27 (82)	28 (85)	28 (85)	28 (85)	28 (85)	28 (85)	28 (84)
Strategic Reconnaissance, Heavy	4 (12)	4 (12)	4 (12)	- -	- -	- -	- -	- -	- -	- -	- -	- -
Strategic Reconnaissance, Medium	5 (16)	5 (16)	5 (16)	5 (16)	5 (16)	5 (16)	5 (16)	5 (16)	5 (16)	5 (16)	5 (15)	5 (15)
Strategic Reconnaissance, Light	- -	- -	- -	- -	- -	- -	- -	- -	- -	- -	1 (3)	1 (3)
Strategic Reconnaissance, Fighter	1 (3)	1 (3)	1 (3)	1 (3)	1 (3)	1 (3)	1 (3)	1 (3)	1 (3)	1 (3)	1 (3)	1 (3)
Strategic Fighter	6 (18)	6 (18)	6 (18)	6 (18)	6 (18)	6 (18)	6 (18)	6 (18)	6 (18)	6 (18)	5 (15)	5 (15)
Air Defense - Total	29 (87)	29 (87)	29 (87)	30 (90)	30 (90)	30 (90)	30 (90)	30 (90)	30 (91)	31 (93)	31 (93)	32 (96)
Fighter-Interceptor	29 (87)	29 (87)	29 (87)	30 (90)	30 (90)	30 (90)	30 (90)	30 (90)	30 (91)	31 (93)	31 (93)	32 (96)
Tactical - Total	33 (105)	34 (107)	34 (107)	34 (107)	34 (107)	34 (107)	34 (107)	34 (107)	34 (107)	35 (110)	35 (110)	35 (110)
Bomb, Tactical	1 (3)	1 (3)	1 (3)	6 (18)	6 (18)	6 (18)	6 (18)	6 (18)	6 (18)	6 (18)	6 (18)	6 (18)
Bomb, Light	5 (15)	5 (15)	5 (15)	- -	- -	- -	- -	- -	- -	- -	- -	- -
Fighter-Bomber	16 (49)	17 (51)	17 (51)	17 (51)	17 (51)	17 (51)	17 (51)	17 (51)	17 (51)	17 (51)	17 (51)	17 (51)
Fighter-Day	6 (18)	6 (18)	6 (18)	6 (18)	6 (18)	6 (18)	6 (18)	6 (18)	6 (18)	7 (21)	7 (21)	7 (21)
Tactical Reconnaissance	5 (20)	5 (20)	5 (20)	5 (20)	5 (20)	5 (20)	5 (20)	5 (20)	5 (20)	5 (20)	5 (20)	5 (20)
Troop Carrier Wing - Total	13 (43)	13 (43)	13 (43)	13 (43)	13 (43)	13 (43)	13 (43)	13 (43)	13 (43)	13 (43)	13 (43)	13 (43)
Troop Carrier, Heavy	4 (13)	4 (13)	4 (13)	4 (13)	4 (13)	4 (13)	4 (13)	4 (13)	4 (13)	4 (13)	4 (13)	4 (13)
Troop Carrier, Medium	9 (30)	9 (30)	9 (30)	9 (30)	9 (30)	9 (30)	9 (30)	9 (30)	9 (30)	9 (30)	9 (30)	9 (30)
SUPPORT FORCES												
Troop Carrier Groups, Assault-Total	3 (8)	3 (8)	3 (8)	3 (8)	4 (11)	4 (11)	4 (11)	4 (11)	4 (11)	4 (11)	4 (11)	4 (11)
Troop Carrier, Assault, FW	1 (3)	1 (3)	1 (3)	1 (3)	2 (6)	2 (6)	2 (6)	2 (6)	2 (6)	2 (6)	2 (6)	2 (6)
Troop Carrier, Assault, RW	2 (5)	2 (5)	2 (5)	2 (5)	2 (5)	2 (5)	2 (5)	2 (5)	2 (5)	2 (5)	2 (5)	2 (5)

[redacted]

[redacted]

TABLE 3 —USAF COMBAT AND TROOP CARRIER WINGS AND SQUADRONS, WORLD—WIDE, CONTINENTAL US AND OVERSEAS, BY TYPE—FY 1956 (CONTINUED)

TYPE OF UNIT	JUL 1955	AUG	SEP	OCT	NOV	DEC	JAN 1956	FEB	MAR	APR	MAY	JUN
	WORLDWIDE (CONTINUED)											
SUPPORT FORCES (CONTINUED)												
Air Refueling Sq - Total	40	41	41	42	42	43	43	44	44	44	44	44
Air Refueling, Heavy	2	2	2	2	2	3	3	3	3	3	3	3
Air Refueling, M(BM&SRM)	29	30	30	31	31	31	31	32	32	32	32	32
Air Refueling, SF(SF&SRF)	5	5	5	5	5	5	5	5	5	5	5	5
Air Refueling, FB	4	4	4	4	4	4	4	4	4	4	4	4
MATS Unit - Total	60	60	60	59	57	56	56	56	56	53	53	53
Air Transport Sq	35	35	35	34	32	31	31	31	31	28	28	28
Air Transport Sq, L(AE)	5	5	5	5	5	5	5	5	5	5	5	5
Air Rescue Group	12	12	12	12	12	12	12	12	12	12	12	12
Weather Reconnaissance Sq	6	6	6	6	6	6	6	6	6	7	7	7
Weather Reconnaissance Flight	1	1	1	1	1	1	1	1	1	-	-	-
Photo Mapping Group	1	1	1	1	1	1	1	1	1	1	1	1
Separate Unit - Total	29	30	30	30	31	31	31	31	31	31	31	30
Abn Early Wng & Con Sq	5	6	6	6	6	6	6	6	6	6	6	6
Air Resupply Sq	3	3	3	3	3	3	3	3	3	3	3	3
Logistic Support Sq	3	3	3	3	3	3	3	3	3	3	3	3
Strategic Support Sq	4	4	4	4	4	4	4	4	4	4	4	4
Radar Evaluation Unit	6	6	6	6	7	7	7	7	7	7	7	7
Tow Target Sq	8	8	8	8	8	8	8	8	8	8	8	7
Guided Missile Sq - Total	3	3	4	4	4	4	4	4	4	4	4	4
Tactical Missile Sq	3	3	4	4	4	4	4	4	4	4	4	4
	CONTINENTAL US											
COMBAT AND TROOP CARRIER WING - TOTAL	80 (246)	83 (254)	86 (262)	87 (265)	87 (267)	87 (266)	89 (273)	88 (270)	88 (270)	90 (275)	91 (278)	92 (280)
Combat Wing - Total	73 (223)	76 (231)	79 (239)	80 (242)	81 (247)	81 (246)	83 (253)	82 (250)	82 (250)	84 (254)	84 (254)	85 (256)
Strategic - Total	40 (122)	42 (128)	45 (136)	45 (136)	46 (139)	46 (139)	48 (146)	47 (143)	47 (142)	47 (141)	47 (141)	47 (140)
Bomb, Heavy	6 (18)	5 (15)	6 (18)	8 (24)	9 (27)	9 (27)	9 (28)	9 (28)	9 (28)	9 (27)	9 (27)	9 (27)
Bomb, Medium	22 (67)	23 (70)	24 (73)	25 (76)	25 (76)	25 (76)	27 (82)	26 (79)	26 (79)	26 (79)	26 (79)	26 (78)
Strategic Reconnaissance, Heavy	3 (9)	3 (9)	3 (9)	- -	- -	- -	- -	- -	- -	- -	- -	- -
Strategic Reconnaissance, Medium	3 (10)	4 (13)	5 (16)	5 (16)	5 (16)	5 (16)	5 (16)	5 (16)	5 (15)	5 (15)	5 (15)	5 (15)
Strategic Reconnaissance, Light	- -	- -	- -	- -	- -	- -	- -	- -	- -	- -	1 (3)	1 (3)
Strategic Reconnaissance, Fighter	1 (3)	1 (3)	1 (3)	1 (3)	1 (3)	1 (3)	1 (3)	1 (3)	1 (3)	1 (3)	1 (3)	1 (3)
Strategic Fighter	5 (15)	6 (18)	6 (17)	6 (17)	6 (17)	6 (17)	6 (17)	6 (17)	6 (17)	6 (17)	5 (14)	5 (14)
Air Defense - Total	19 (58)	19 (58)	19 (58)	20 (61)	20 (62)	21 (62)	21 (62)	21 (62)	21 (63)	22 (65)	22 (65)	23 (68)
Fighter-Interceptor	19 (58)	19 (58)	19 (58)	20 (61)	20 (62)	21 (62)	21 (62)	21 (62)	21 (63)	22 (65)	22 (65)	23 (68)

[redacted]

[redacted]

TABLE 3 —USAF COMBAT AND TROOP CARRIER WINGS AND SQUADRONS, WORLD-WIDE, CONTINENTAL US AND OVERSEAS, BY TYPE—FY 1956 (CONTINUED)

TYPE OF UNIT	JUL 1955	AUG	SEP	OCT	NOV	DEC	JAN 1956	FEB	MAR	APR	MAY	JUN
	CONTINENTAL US (CONTINUED)											
COMBAT & TROOP CARRIER WING (CONT'D)												
Combat Wing (Cont'd)												
Tactical - Total	14 (43)	15 (45)	15 (45)	15 (45)	15 (46)	14 (45)	14 (45)	14 (45)	14 (45)	15 (48)	15 (48)	15 (48)
Bomb, Tactical	1 (3)	1 (3)	1 (3)	3 (9)	3 (9)	3 (9)	3 (9)	3 (9)	3 (9)	3 (9)	3 (9)	3 (9)
Bomb, Light	2 (6)	2 (6)	2 (6)	- -	- -	- -	- -	- -	- -	- -	- -	- -
Fighter-Bomber	5 (14)	6 (16)	6 (16)	6 (16)	6 (17)	5 (16)	5 (16)	5 (16)	5 (16)	6 (19)	6 (19)	6 (19)
Fighter-Day	4 (12)	4 (12)	4 (12)	4 (12)	4 (12)	4 (12)	4 (12)	4 (12)	4 (12)	4 (12)	4 (12)	4 (12)
Tactical Reconnaissance	2 (8)	2 (8)	2 (8)	2 (8)	2 (8)	2 (8)	2 (8)	2 (8)	2 (8)	2 (8)	2 (8)	2 (8)
Troop Carrier Wing - Total	7 (23)	7 (23)	7 (23)	7 (23)	6 (20)	6 (20)	6 (20)	6 (20)	6 (20)	6 (21)	7 (24)	7 (24)
Troop Carrier, Heavy	3 (9)	3 (9)	3 (9)	3 (9)	3 (9)	3 (9)	3 (9)	3 (9)	3 (9)	3 (9)	3 (9)	3 (9)
Troop Carrier, Medium	4 (14)	4 (14)	4 (14)	4 (14)	3 (11)	3 (11)	3 (11)	3 (11)	3 (11)	3 (12)	4 (15)	4 (15)
SUPPORT FORCES												
Troop Carrier Group, Assault - Total	3 (8)	3 (8)	3 (8)	3 (8)	4 (11)	4 (11)	4 (11)	4 (11)	4 (11)	4 (11)	4 (11)	3 (7)
Troop Carrier, Assault, FW	1 (3)	1 (3)	1 (3)	1 (3)	2 (6)	2 (6)	2 (6)	2 (6)	2 (6)	2 (6)	2 (6)	1 (3)
Troop Carrier, Assault, RW	2 (5)	2 (5)	2 (5)	2 (5)	2 (5)	2 (5)	2 (5)	2 (5)	2 (5)	2 (5)	2 (5)	2 (4)
Air Refueling Sq - Total	33	34	34	34	35	35	35	35	34	35	35	35
Air Refueling, Heavy	2	2	2	2	3	2	3	3	3	3	3	3
Air Refueling, M (BM&SRM)	23	24	24	25	26	26	26	26	25	25	25	25
Air Refueling, SF (SF&SRF)	5	5	5	5	4	5	4	4	4	5	5	5
Air Refueling, Fighter Bomber	3	3	3	2	2	2	2	2	2	2	2	2
MATS Unit - Total	40	40	40	41	35	38	38	38	38	34	34	34
Air Transport Sq	30	30	30	31	25	28	28	28	28	25	25	25
Air Transport Sq, L (AE)	5	5	5	5	5	5	5	5	5	5	5	5
Air Rescue Group	3	3	3	3	3	3	3	3	3	3	3	3
Weather Reconnaissance Sq	1	1	1	1	1	1	1	1	1	-	-	-
Photo Mapping Group	1	1	1	1	1	1	1	1	1	1	1	1
Separate Unit - Total	19	20	20	20	20	20	20	20	20	20	20	20
Abn Early Wng & Con Sq	5	6	6	6	6	6	6	6	6	6	6	6
Logistic Support Sq	3	3	3	3	3	3	3	3	3	3	3	3
Strategic Support Sq	4	4	4	4	4	4	4	4	4	4	4	4
Radar Evaluation Unit	3	3	3	3	3	3	3	3	3	3	3	3
Tow Target Sq	4	4	4	4	4	4	4	4	4	4	4	4
Guided Missile Sq - Total	1	1	2	2	1	2	2	2	2	2	2	2
Tactical Missile	1	1	2	2	1	2	2	2	2	2	2	2
Guided Missile Augmentations												
Drone Unit (APGC)	-	-	-	-	-	-	-	-	-	-	-	2
Drone Sq (ADC)	-	-	-	-	-	-	-	-	-	-	-	1

[redacted]

[redacted]

TABLE 3 —USAF COMBAT AND TROOP CARRIER WINGS AND SQUADRONS, WORLD-WIDE, CONTINENTAL US AND OVERSEAS, BY TYPE—FY 1956 (CONTINUED)

TYPE OF UNIT	JUL 1955	AUG	SEP	OCT	NOV	DEC	JAN 1956	FEB	MAR	APR	MAY	JUN
	OVERSEAS											
COMBAT AND TROOP CARRIER WING - TOTAL	42 (132)	41 (129)	39 (124)	39 (124)	40 (125)	40 (126)	39 (122)	40 (125)	40 (126)	40 (126)	39 (122)	39 (122)
Combat Wing - Total	36 (112)	35 (109)	33 (104)	33 (104)	33 (102)	33 (103)	32 (99)	33 (102)	33 (103)	33 (104)	33 (103)	33 (103)
Strategic Wing - Total	7 (21)	6 (18)	4 (13)	4 (13)	4 (13)	4 (13)	3 (9)	4 (12)	4 (13)	4 (14)	4 (13)	4 (13)
Bomb, Heavy	1 (3)	2 (6)	1 (3)	3 (9)	2 (6)	2 (6)	2 (5)	2 (5)	2 (5)	2 (6)	2 (6)	2 (6)
Bomb, Medium	2 (6)	2 (6)	2 (6)	1 (3)	2 (6)	2 (6)	1 (3)	2 (6)	2 (6)	2 (6)	2 (6)	2 (6)
Strategic Reconnaissance, Heavy	1 (3)	1 (3)	1 (3)	- -	- -	- -	- -	- -	- -	- -	- -	- -
Strategic Reconnaissance, Medium	2 (6)	1 (3)	- -	- -	- -	- -	- -	- -	0 (1)	0 (1)	- -	- -
Strategic Fighter	1 (3)	- -	0 (1)	0 (1)	0 (1)	0 (1)	0 (1)	0 (1)	0 (1)	0 (1)	0 (1)	0 (1)
Air Defense - Total	10 (29)	10 (29)	10 (29)	10 (29)	10 (28)	9 (28)	9 (28)	9 (28)	9 (28)	9 (28)	9 (28)	9 (28)
Fighter-Interceptor	10 (29)	10 (29)	10 (29)	10 (29)	10 (28)	9 (28)	9 (28)	9 (28)	9 (28)	9 (28)	9 (28)	9 (28)
Tactical - Total	19 (62)	19 (62)	19 (62)	19 (62)	19 (61)	20 (62)	20 (62)	20 (62)	20 (62)	20 (62)	20 (62)	20 (62)
Bomb, Light	3 (9)	3 (9)	3 (9)	- -	- -	- -	- -	- -	- -	- -	- -	- -
Fighter-Bomber	11 (35)	11 (35)	11 (35)	11 (35)	11 (34)	12 (35)	12 (35)	12 (35)	12 (35)	11 (32)	11 (32)	11 (32)
Fighter-Day	2 (6)	2 (6)	2 (6)	2 (6)	2 (6)	2 (6)	2 (6)	2 (6)	2 (6)	3 (9)	3 (9)	3 (9)
Tactical Reconnaissance	3 (12)	3 (12)	3 (12)	3 (12)	3 (12)	3 (12)	3 (12)	3 (12)	3 (12)	3 (12)	3 (12)	3 (12)
Bomb, Tactical	- -	- -	- -	3 (9)	3 (9)	3 (9)	3 (9)	3 (9)	3 (9)	3 (9)	3 (9)	3 (9)
Troop Carrier Wing - Total	6 (20)	6 (20)	6 (20)	6 (20)	7 (23)	7 (23)	7 (23)	7 (23)	7 (23)	7 (22)	6 (19)	6 (19)
Troop Carrier, Heavy	1 (4)	1 (4)	1 (4)	1 (4)	1 (4)	1 (4)	1 (4)	1 (4)	1 (4)	1 (4)	1 (4)	1 (4)
Troop Carrier, Medium	5 (16)	5 (16)	5 (16)	5 (16)	6 (19)	6 (19)	6 (19)	6 (19)	6 (19)	6 (18)	5 (15)	5 (15)
SUPPORT FORCES												
Troop Carrier Gp/Sqs, Aslt - Total	- -	- -	- -	- -	- -	- -	- -	- -	- -	- -	- -	1 (4)
Troop Carrier, Assault, FW	- -	- -	- -	- -	- -	- -	- -	- -	- -	- -	- -	1 (3)
Troop Carrier, Assault, RW	- -	- -	- -	- -	- -	- -	- -	- -	- -	- -	- -	0 (1)
Air Refueling Sq - Total	7	7	7	8	8	8	8	9	10	9	9	9
Air Refueling, M(BM&SRM)	6	6	6	6	4	5	5	6	7	7	7	7
Air Refueling, SP(SF&SRF)	-	-	-	-	-	-	1	1	1	-	-	-
Air Refueling, Fighter-Bomber	1	1	1	2	2	2	2	2	2	2	2	2
Air Refueling, Heavy (HB)	-	-	-	-	2	1	-	-	-	-	-	-
MATS Unit - Total	20	20	20	18	18	18	18	18	18	19	19	19
Air Transport Sq	5	5	5	3	3	3	3	3	3	3	3	3
Air Rescue Group	9	9	9	9	9	9	9	9	9	9	9	9
Weather Reconnaissance Sq	5	5	5	5	5	5	5	5	5	7	7	7
Weather Reconnaissance Flight	1	1	1	1	1	1	1	1	1	-	-	-
Separate Units - Total	10	10	10	10	11	11	11	11	11	11	11	10
Air Resupply Sq	3	3	3	3	3	3	3	3	3	3	3	3
Radar Evaluation Unit	3	3	3	3	4	4	4	4	4	4	4	4
Tow Target Sq	4	4	4	4	4	4	4	4	4	4	4	3
Guided Missile Unit - Total	2	2	2	2	2	2	2	2	2	2	2	2
Tactical Missile	2	2	2	2	2	2	2	2	2	2	2	2

Source: Operations Statistics Division, Directorate of Statistical Services, DCS/Comptroller

[redacted]

[redacted]

TABLE 4 —USAF COMBAT AND TROOP CARRIER WINGS AND SQUADRONS, BY COMMAND, BY TYPE—FISCAL YEAR 1956

(Squadrons are shown in parenthesis and are included in the number of wings)

TYPE OF UNIT	JUL 1955	AUG	SEP	OCT	NOV	DEC	JAN 1956	FEB	MAR	APR	MAY	JUN
	AIR DEFENSE COMMAND											
COMBAT AND TROOP CARRIER WING - TOTAL	19 (58)	19 (58)	19 (58)	20 (61)	20 (62)	21 (62)	21 (62)	21 (62)	21 (63)	22 (65)	22 (65)	23 (68)
Combat Wing - Total	19 (58)	19 (58)	19 (58)	20 (61)	20 (62)	21 (62)	21 (62)	21 (62)	21 (63)	22 (65)	22 (65)	23 (68)
Air Defense - Total	19 (58)	19 (58)	19 (58)	20 (61)	20 (62)	21 (62)	21 (62)	21 (62)	21 (63)	22 (65)	22 (65)	23 (68)
Fighter-Interceptor	19 (58)	19 (58)	19 (58)	20 (61)	20 (62)	21 (62)	21 (62)	21 (62)	21 (63)	22 (65)	22 (65)	23 (68)
SUPPORT FORCES												
Separate Units - Total	9	10	10	10	10	10	10	10	10	10	10	10
Airborne Early Wng & Con Sq	5	6	6	6	6	6	6	6	6	6	6	6
Radar Evaluation Unit	3	3	3	3	3	3	3	3	3	3	3	3
Tow Target Sq	1	1	1	1	1	1	1	1	1	1	1	1
	AIR MATERIEL COMMAND											
SUPPORT FORCES												
Separate Units - Total	3	3	3	3	3	3	3	3	3	3	3	3
Logistic Support Sq	3	3	3	3	3	3	3	3	3	3	3	3
	MILITARY AIR TRANSPORT SERVICE											
SUPPORT FORCES												
MATS UNIT - TOTAL	40	40	40	41	39	38	38	38	38	34	34	34
Air Transport Sq	30	30	30	31	29	28	28	28	28	25	25	25
Air Transport Sq, L (AE)	5	5	5	5	5	5	5	5	5	5	5	5
Air Rescue Group	3	3	3	3	3	3	3	3	3	3	3	3
Weather Reconnaissance Sq	1	1	1	1	1	1	1	1	1	-	-	-
Photo Mapping Group	1	1	1	1	1	1	1	1	1	1	1	1
	STRATEGIC AIR COMMAND											
COMBAT AND TROOP CARRIER WINGS - TOTAL	40 (122)	42 (128)	45 (136)	45 (136)	46 (139)	46 (139)	48 (146)	47 (143)	47 (142)	47 (141)	47 (141)	47 (140)
Combat Wings - Total	40 (122)	42 (128)	45 (136)	45 (136)	46 (139)	46 (139)	48 (146)	47 (143)	47 (142)	47 (141)	47 (141)	47 (140)
Strategic - Total	40 (122)	42 (128)	45 (136)	45 (136)	46 (139)	46 (139)	48 (146)	47 (143)	47 (142)	47 (141)	47 (141)	47 (140)
Bomb, Heavy	6 (18)	5 (15)	6 (18)	8 (24)	9 (27)	9 (27)	9 (28)	9 (28)	9 (28)	9 (27)	9 (27)	9 (27)
Bomb, Medium	22 (67)	23 (70)	24 (73)	25 (76)	25 (76)	25 (76)	27 (82)	26 (79)	26 (79)	26 (79)	26 (79)	26 (78)
Strat Reconnaissance, Heavy	3 (9)	3 (9)	3 (9)	- -	- -	- -	- -	- -	- -	- -	- -	- -
Strat Reconnaissance, Medium	3 (10)	4 (13)	5 (16)	5 (16)	5 (16)	5 (16)	5 (16)	5 (16)	5 (15)	5 (15)	5 (15)	5 (15)
Strat Reconnaissance, Light	- -	- -	- -	- -	- -	- -	- -	- -	- -	- -	1 (3)	1 (3)
Strat Reconnaissance, Fighter	1 (3)	1 (3)	1 (3)	1 (3)	1 (3)	1 (3)	1 (3)	1 (3)	1 (3)	1 (3)	1 (3)	1 (3)
Strategic Fighter	5 (15)	6 (18)	6 (17)	6 (17)	6 (17)	6 (17)	6 (17)	6 (17)	6 (17)	6 (17)	5 (14)	5 (14)

[redacted]

TABLE 4 —USAF COMBAT AND TROOP CARRIER WINGS AND SQUADRONS, BY COMMAND, BY TYPE—FISCAL YEAR 1956 (CONTINUED)

TYPE OF UNIT	JUL 1955	AUG	SEP	OCT	NOV	DEC	JAN 1956	FEB	MAR	APR	MAY	JUN
	STRATEGIC AIR COMMAND (CONTINUED)											
COMBAT AND TROOP CARRIER WINGS (CONT'D)												
SUPPORT FORCES												
Air Refueling Sq - Total	30/2	31/2	31/2	32/2	32/-	33/2	33/3	33/3	32/3	33/3	33/3	33/3
Air Refueling, Heavy	23	24	24	25	27	26	26	26	25	25	25	25
Air Refueling,M (BM&SRM)	5	5	5	5	5	5	4	4	4	5	5	5
Air Refueling,SF(SF&SRF)												
Separate Unit - Total	4/4	4/4	4/4	4/4	4/4	4/4	4/4	4/4	4/4	4/4	4/4	4/4
Strategic Support Sq												
	TACTICAL AIR COMMAND											
COMBAT AND TROOP CARRIER WING - TOTAL	21 (66)	22 (68)	22 (68)	22 (68)	21 (66)	20 (65)	20 (65)	20 (65)	20 (65)	21 (69)	22 (72)	22 (72)
Combat Wings - Total	14 (43)	15 (45)	15 (45)	15 (45)	15 (46)	14 (45)	14 (45)	14 (45)	14 (45)	15 (48)	15 (48)	15 (48)
Tactical - Total	14 (43)	15 (45)	15 (45)	15 (45)	15 (46)	14 (45)	14 (45)	14 (45)	14 (45)	15 (48)	15 (48)	15 (48)
Bomb, Light	2 (6)	2 (6)	2 (6)	- -	- -	- -	- -	- -	- -	- -	- -	- -
Bomb, Tactical	1 (3)	1 (3)	1 (3)	3 (9)	3 (9)	3 (9)	3 (9)	3 (9)	3 (9)	3 (9)	3 (9)	3 (9)
Fighter-Bomber	5 (14)	6 (16)	6 (16)	6 (16)	6 (17)	5 (16)	5 (16)	5 (16)	5 (16)	5 (19)	6 (19)	6 (19)
Fighter-Day	4 (12)	4 (12)	4 (12)	4 (12)	4 (12)	4 (12)	4 (12)	4 (12)	4 (12)	4 (12)	4 (12)	4 (12)
Tactical Reconnaissance	2 (8)	2 (8)	2 (8)	2 (8)	2 (8)	2 (8)	2 (8)	2 (8)	2 (8)	2 (8)	2 (8)	2 (8)
Troop Carrier Wing - Total	7/3 (23/9)	7/3 (23/9)	7/3 (23/9)	7/3 (23/9)	6/3 (20/9)	6/3 (20/9)	6/3 (20/9)	6/3 (20/9)	6/3 (20/9)	6/3 (21/9)	7/3 (24/9)	7/3 (24/9)
Troop Carrier, Heavy	4 (14)	4 (14)	4 (14)	4 (14)	3 (11)	3 (11)	3 (11)	3 (11)	3 (11)	3 (12)	4 (15)	4 (15)
Troop Carrier, Medium												
SUPPORT FORCES												
Troop Carrier Group, Aslt - Total	3/1 (8/3)	3/1 (8/3)	3/1 (8/3)	3/1 (8/3)	4/2 (11/6)	4/2 (11/6)	4/2 (11/6)	4/2 (11/6)	4/2 (11/6)	4/2 (11/6)	4/2 (11/6)	3/1 (7/3)
Troop Carrier, Aslt, FW	2 (5)	2 (5)	2 (5)	2 (5)	2 (5)	2 (5)	2 (5)	2 (5)	2 (5)	2 (5)	2 (5)	2 (4)
Troop Carrier, Aslt, RW												
Air Refueling - Total	3/3	3/3	3/3	2/2	2/2	2/2	2/2	2/2	2/2	2/2	2/2	2/2
Air Refueling, FB												
Separate Units - Total	3/3	3/3	3/3	3/3	3/3	3/3	3/3	3/3	3/3	3/3	3/3	3/3
Tow Target Sq												
Guided Missile Sq - Total	1/1	1/1	2/2	2/2	2/2	2/2	2/2	2/2	2/2	2/2	2/2	2/2
Tactical Missile												

TABLE 4 —USAF COMBAT AND TROOP CARRIER WINGS AND SQUADRONS, BY COMMAND, BY TYPE—FISCAL YEAR 1956 (CONTINUED)

TYPE OF UNIT	JUL 1955	AUG	SEP	OCT	NOV	DEC	JAN 1956	FEB	MAR	APR	MAY	JUN
	ALASKAN AIR COMMAND											
COMBAT AND TROOP CARRIER WING - TOTAL	3 (11)	3 (11)	2 (9)	2 (9)	2 (8)	2 (9)	2 (9)	2 (9)	2 (9)	2 (9)	2 (8)	2 (8)
Combat Wing - Total	3 (10)	3 (10)	2 (8)	2 (8)	2 (7)	2 (7)	2 (7)	2 (7)	2 (7)	2 (7)	2 (7)	2 (7)
Strategic - Total	1 (3)	1 (3)	0 (1)	0 (1)	0 (1)	0 (1)	0 (1)	0 (1)	0 (1)	0 (1)	0 (1)	0 (1)
Strategic Reconnaissance, Medium	1 (3)	1 (3)	- -	- -	- -	- -	- -	- -	- -	- -	- -	- -
Strategic Fighter	- -	- -	0 (1)	0 (1)	0 (1)	0 (1)	0 (1)	0 (1)	0 (1)	0 (1)	0 (1)	0 (1)
Air Defense - Total	2 (6)	2 (6)	2 (6)	2 (6)	2 (6)	2 (6)	2 (6)	2 (6)	2 (6)	2 (6)	2 (6)	2 (6)
Fighter-Interceptor	2 (6)	2 (6)	2 (6)	2 (6)	2 (6)	2 (6)	2 (6)	2 (6)	2 (6)	2 (6)	2 (6)	2 (6)
Tactical - Total	0 (1)	0 (1)	0 (1)	0 (1)	- -	- -	- -	- -	- -	- -	- -	- -
Fighter-Bomber	0 (1)	0 (1)	0 (1)	0 (1)	- -	- -	- -	- -	- -	- -	- -	- -
Troop Carrier Wing - Total	0 (1)	0 (1)	0 (1)	0 (1)	0 (1)	0 (2)	0 (2)	0 (2)	0 (2)	0 (2)	0 (1)	0 (1)
Troop Carrier, Heavy	0 (1)	0 (1)	0 (1)	0 (1)	0 (1)	0 (1)	0 (1)	0 (1)	0 (1)	0 (1)	0 (1)	0 (1)
Troop Carrier, Medium	- -	- -	- -	- -	- -	0 (1)	0 (1)	0 (1)	0 (1)	0 (1)	- -	- -
SUPPORT FORCES												
Air Refueling Sq - Total	-	-	-	-	1	2	1	1	1	1	1	1
Air Refueling, Heavy	-	-	-	-	1	1	-	-	-	-	-	-
Air Refueling, Medium	-	-	-	-	-	1	1	1	1	1	1	1
MATS Unit - Total	2	2	2	2	2	2	2	2	2	2	2	2
Air Rescue Group	1	1	1	1	1	1	1	1	1	1	1	1
Weather Reconnaissance Sq	1	1	1	1	1	1	1	1	1	1	1	1
Separate Unit - Total	1	1	1	1	2	2	2	2	2	2	2	2
Radar Evaluation Unit	-	-	-	-	1	1	1	1	1	1	1	1
Tow Target Sq	1	1	1	1	1	1	1	1	1	1	1	1
	CARIBBEAN AIR COMMAND											
COMBAT AND TROOP CARRIER WING - TOTAL	1 (3)	1 (3)	1 (3)	1 (3)	1 (3)	1 (3)	1 (3)	1 (3)	1 (3)	1 (3)	1 (3)	1 (3)
Combat Wing - Total	1 (3)	1 (3)	1 (3)	1 (3)	1 (3)	1 (3)	1 (3)	1 (3)	1 (3)	1 (3)	1 (3)	1 (3)
Strategic - Total	1 (3)	1 (3)	1 (3)	1 (3)	1 (3)	1 (3)	1 (3)	1 (3)	1 (3)	1 (3)	1 (3)	1 (3)
Bomb, Heavy	- -	- -	- -	1 (3)	1 (3)	1 (3)	1 (3)	1 (3)	1 (3)	- -	- -	- -
Strategic Reconnaissance, Heavy	1 (3)	1 (3)	1 (3)	- -	- -	- -	- -	- -	- -	- -	- -	- -

TABLE 4 —USAF COMBAT AND TROOP CARRIER WINGS AND SQUADRONS, BY COMMAND, BY TYPE—FISCAL YEAR 1956 (CONTINUED)

TYPE OF UNIT	JUL 1955	AUG	SEP	OCT	NOV	DEC	JAN 1956	FEB	MAR	APR	MAY	JUN
	CARIBBEAN AIR COMMAND (CONTINUED)											
SUPPORT FORCES												
Air Refueling Sq - Total	-	-	-	-	-	-	-	1/1	1/1	1/1	1/1	1/1
Air Refueling, Medium	-	-	-	-	-	-	-	1/1	1/1	1/1	1/1	1/1
MATS Unit - Total	3/1	3/1	3/1	2/-	2/-	2/-	2/1	2/1	2/-	2/1	3/1	3/1
Air Transport Sq	1	1	1	1	1	1	1	1	1	1	1	1
Air Rescue Group	1	1	1	1	1	1	-	-	1	-	-	-
Weather Reconnaissance Flight	1	1	1	1	1	1	-	-	-	1	1	1
Weather Reconnaissance Squadron	-	-	-	-	-	-	-	-	-	-	-	-
	FAR EAST AIR FORCES											
COMBAT AND TROOP CARRIER WING - TOTAL	13 (41)	14 (44)	14 (44)	14 (44)	15 (46)	15 (45)	15 (44)	15 (44)	15 (44)	15 (45)	14 (43)	14 (43)
Combat Wing - Total	10 (32)	11 (35)	11 (35)	11 (35)	11 (34)	11 (34)	11 (33)	11 (33)	11 (33)	11 (34)	11 (34)	11 (34)
Strategic - Total	- -	1/1 (3/3)	1/1 (3/3)	1/1 (3/3)	1/1 (3/3)	1/1 (3/3)	1/1 (2/2)	1/1 (2/2)	1/1 (2/2)	1/1 (3/3)	1/1 (3/3)	1/1 (3/3)
Bomb, Heavy	- -	1/1 (3/3)	1/1 (3/3)	1/1 (3/3)	1/1 (3/3)	1/1 (3/3)	1/1 (2/2)	1/1 (2/2)	1/1 (2/2)	1/1 (3/3)	1/1 (3/3)	1/1 (3/3)
Air Defense - Total	3/3 (10/10)	3/3 (10/10)	3/3 (10/10)	3/3 (9/9)	3/3 (10/10)	3/3 (9/9)	3/3 (9/9)	3/3 (9/9)	3/3 (9/9)	3/3 (9/9)	3/3 (9/9)	3/3 (9/9)
Fighter-Interceptor	3/3 (10/10)	3/3 (10/10)	3/3 (10/10)	3/3 (9/9)	3/3 (10/10)	3/3 (9/9)	3/3 (9/9)	3/3 (9/9)	3/3 (9/9)	3/3 (9/9)	3/3 (9/9)	3/3 (9/9)
Tactical - Total	7/1 (22/3)	7/1 (22/3)	7/1 (22/3)	7/- (22/-)	7/- (22/-)	7/- (22/-)	7/- (22/-)	7/- (22/-)	7/- (22/-)	7/- (22/-)	7/- (22/-)	7/- (22/-)
Bomb, Light	- -	- -	- -	- -	- -	- -	- -	- -	- -	- -	- -	- -
Bomb, Tactical	- -	- -	- -	1 (3)	1 (3)	1 (3)	1 (3)	1 (3)	1 (3)	1 (3)	1 (3)	1 (3)
Fighter-Bomber	5 (15)	5 (15)	5 (15)	5 (15)	5 (15)	5 (15)	5 (15)	5 (15)	5 (15)	4 (12)	4 (12)	4 (12)
Fighter-Day	- -	- -	- -	- -	- -	- -	- -	- -	- -	1 (3)	1 (3)	1 (3)
Tactical Reconnaissance	1 (4)	1 (4)	1 (4)	1 (4)	1 (4)	1 (4)	1 (4)	1 (4)	1 (4)	1 (4)	1 (4)	1 (4)
Troop Carrier Wing - Total	3/1 (9/3)	3/1 (9/3)	3/1 (9/3)	3/1 (9/3)	4/1 (12/3)	4/1 (11/3)	4/1 (11/3)	4/1 (11/3)	4/1 (11/3)	4/1 (11/3)	3/1 (9/3)	3/1 (9/3)
Troop Carrier, Heavy	1 (3)	1 (3)	1 (3)	1 (3)	1 (3)	1 (3)	1 (3)	1 (3)	1 (3)	1 (3)	1 (3)	1 (3)
Troop Carrier, Medium	2 (6)	2 (6)	2 (6)	2 (6)	3 (9)	3 (8)	3 (8)	3 (8)	3 (8)	3 (8)	2 (6)	2 (6)
SUPPORT FORCES												
Troop Carrier Group, Assault - Total	- -	- -	- -	- -	- -	- -	- -	- -	- -	- -	- -	0/0 (1/1)
Troop Carrier, Assault, HW	- -	- -	- -	- -	- -	- -	- -	- -	- -	- -	- -	0/0 (1/1)
Air Refueling Sq - Total	1/1	1/1	1/1	1/1	1/1	1/1	1/1	1/1	1/1	1/1	1/1	1/1
Air Refueling, FB	1/1	1/1	1/1	1/1	1/1	1/1	1/1	1/1	1/1	1/1	1/1	1/1

TABLE 4 —USAF COMBAT AND TROOP CARRIER WINGS AND SQUADRONS, BY COMMAND, BY TYPE—FISCAL YEAR 1956 (CONTINUED)

TYPE OF UNIT	JUL 1955	AUG	SEP	OCT	NOV	DEC	JAN 1956	FEB	MAR	APR	MAY	JUN
	FAR EAST AIR FORCES (CONTINUED)											
SUPPORT FORCES (CONTINUED)												
MATS Unit - Total	9	9	9	8	8	8	8	8	8	9	9	9
Air Transport Sq	4	4	4	3	3	3	3	3	3	3	3	3
Air Rescue	2	2	2	2	2	2	2	2	2	2	2	2
Weather Reconnaissance Sq	3	3	3	3	3	3	3	3	3	4	4	4
Separate Units - Total	3	3	3	3	3	3	3	3	3	3	3	3
Air Resupply Sq	1	1	1	1	1	1	1	1	1	1	1	1
Radar Evaluation Unit	1	1	1	1	1	1	1	1	1	1	1	1
Tow Target	1	1	1	1	1	1	1	1	1	1	1	1
	NORTHEAST AIR COMMAND											
COMBAT AND TROOP CARRIER WING - TOTAL	1 (4)	1 (4)	1 (4)	1 (3)	1 (4)	1 (4)	1 (4)	1 (4)	1 (5)	1 (5)	1 (4)	1 (4)
Combat Wing - Total	1 (4)	1 (4)	1 (4)	1 (3)	1 (4)	1 (4)	1 (4)	1 (4)	1 (5)	1 (5)	1 (4)	1 (4)
Strategic - Total	- -	- -	- -	- -	- -	- -	- -	- -	0 (1)	0 (1)	- -	- -
Strategic Reconnaissance, Medium	- -	- -	- -	- -	- -	- -	- -	- -	0 (1)	0 (1)	- -	- -
Air Defense - Total	1 (4)	1 (4)	1 (4)	1 (3)	1 (4)	1 (4)	1 (4)	1 (4)	1 (4)	1 (4)	1 (4)	1 (4)
Fighter - Interceptor	1 (4)	1 (4)	1 (4)	1 (3)	1 (4)	1 (4)	1 (4)	1 (4)	1 (4)	1 (4)	1 (4)	1 (4)
SUPPORT FORCES												
Air Refueling Sq - Total	1	1	1	3	-	2	3	3	4	3	3	3
Air Refueling, M (BM&SRM)	1	1	1	3	-	2	2	2	3	3	3	3
Air Refueling, SF	-	-	-	-	-	-	1	1	1	-	-	-
MATS Unit - Total	1	1	1	1	1	1	1	1	1	1	1	1
Air Rescue Group	1	1	1	1	1	1	1	1	1	1	1	1
Separate Unit - Total	1	1	1	1	1	2	2	2	2	2	2	2
Radar Evaluation Units	1	1	1	1	1	1	1	1	1	1	1	1
Tow Target Sq	-	-	-	-	-	1	1	1	1	1	1	1

TABLE 4 —USAF COMBAT AND TROOP CARRIER WINGS AND SQUADRONS, BY COMMAND, BY TYPE—FISCAL YEAR 1956 (CONTINUED)

TYPE OF UNIT	JUL 1955	AUG	SEP	OCT	NOV	DEC	JAN 1956	FEB	MAR	APR	MAY	JUN
	UNITED STATES AIR FORCES IN EUROPE											
COMBAT AND TROOP CARRIER WINGS-TOTAL	24 (73)	22 (67)	21 (64)	21 (64)	21 (64)	21 (65)	20 (62)	21 (65)	21 (65)	21 (64)	21 (64)	21 (64)
Combat Wing - Total	21 (63)	19 (57)	18 (54)	18 (54)	18 (54)	18 (55)	17 (52)	18 (55)	18 (55)	18 (55)	18 (55)	18 (55)
Strategic - Total	5 (15)	3 (9)	2 (6)	2 (6)	2 (6)	2 (6)	1 (3)	2 (6)	2 (6)	2 (6)	2 (6)	2 (6)
Bomb, Heavy	1 (3)	1 (3)	- -	1 (3)	- -	- -	- -	- -	- -	- -	- -	- -
Bomb, Medium	2 (6)	2 (6)	2 (6)	1 (3)	2 (6)	2 (6)	1 (3)	2 (6)	2 (6)	2 (6)	2 (6)	2 (6)
Strategic Reconnaissance, Medium	1 (3)	- -	- -	- -	- -	- -	- -	- -	- -	- -	- -	- -
Strategic Fighter	1 (3)	- -	- -	- -	- -	- -	- -	- -	- -	- -	- -	- -
Air Defense - Total	4 (9)	4 (9)	4 (9)	4 (9)	4 (9)	3 (9)	3 (9)	3 (9)	3 (9)	3 (9)	3 (9)	3 (9)
Fighter-Interceptor	4 (9)	4 (9)	4 (9)	4 (9)	4 (9)	3 (9)	3 (9)	3 (9)	3 (9)	3 (9)	3 (9)	3 (9)
Tactical - Total	12 (39)	12 (39)	12 (39)	12 (39)	12 (39)	13 (40)	13 (40)	13 (40)	13 (40)	13 (40)	13 (40)	13 (40)
Bomb, Tactical	2 (6)	2 (6)	2 (6)	2 (6)	2 (6)	2 (6)	2 (6)	2 (6)	2 (6)	2 (6)	2 (6)	2 (6)
Fighter-Bomber	6 (19)	6 (19)	6 (19)	6 (19)	6 (19)	7 (20)	7 (20)	7 (20)	7 (20)	7 (20)	7 (20)	7 (20)
Fighter-Day	2 (6)	2 (6)	2 (6)	2 (6)	2 (6)	2 (6)	2 (6)	2 (6)	2 (6)	2 (6)	2 (6)	2 (6)
Tactical Reconnaissance	2 (8)	2 (8)	2 (8)	2 (8)	2 (8)	2 (8)	2 (8)	2 (8)	2 (8)	2 (8)	2 (8)	2 (8)
Troop Carrier Wing - Total	3 (10)	3 (10)	3 (10)	3 (10)	3 (10)	3 (10)	3 (10)	3 (10)	3 (10)	3 (9)	3 (9)	3 (9)
Troop Carrier, Medium	3 (10)	3 (10)	3 (10)	3 (10)	3 (10)	3 (10)	3 (10)	3 (10)	3 (10)	3 (9)	3 (9)	3 (9)
SUPPORT FORCES												
Troop Carrier Groups, Assault-Total	- -	- -	- -	- -	- -	- -	- -	- -	- -	- -	- -	1 (3)
Troop Carrier, Aslt, FW	- -	- -	- -	- -	- -	- -	- -	- -	- -	- -	- -	1 (3)
Air Refueling Sq - Total	3	3	3	4	3	3	3	3	3	3	3	3
Air Refueling Sq, M (BM&SRM)	3	3	3	3	2	2	2	2	2	2	2	2
Air Refueling, FB	-	-	-	1	1	1	1	1	1	1	1	1
MATS Unit - Total	5	5	5	5	5	5	5	5	5	5	5	5
Air Rescue Group	4	4	4	4	4	4	4	4	4	4	4	4
Weather Reconnaissance Sq	1	1	1	1	1	1	1	1	1	1	1	1
Separate Unit - Total	4	4	4	4	4	4	4	4	4	4	4	4
Air Resupply Sq	2	2	2	2	2	2	2	2	2	2	2	2
Radar Evaluation Unit	1	1	1	1	1	1	1	1	1	1	1	1
Tow Target Sq	1	1	1	1	1	1	1	1	1	1	1	1
Guided Missile Sq - Total	2	2	2	2	2	2	2	2	2	2	2	2
Tactical Missile	2	2	2	2	2	2	2	2	2	2	2	2

Source: Operations Statistics Division, Directorate of Statistical Services, DCS/Comptroller

TABLE 5 —USAF COMBAT AND TROOP CARRIER WINGS AND SUPPORT FORCES EQUIPPED BY TYPE OF AIRCRAFT POSSESSED, FISCAL YEARS 1951 THRU 1955

(Figures in parentheses represent the number of squadrons of the type corresponding to the Wing or Group)

TYPE OF AIRCRAFT POSSESSED BY TYPE OF UNIT	FY 1951		FY 1952		FY 1953		FY 1954		FY 1955	
COMBAT AND TROOP CARRIER WING (Support Forces Excluded)										
Activated - Total	87	(262)	95	(288)	106	(322)	115	(355)	121	(375)
Unequipped - Total	11	(36)	10	(31)	11	(35)	8	(27)	4	(15)
Equipped - Total a/	76	(226)	85	(257)	95	(287)	107	(328)	117	(360)
Combat Wing										
Activated - Total	72	(215)	80	(241)	90	(271)	99	(304)	108	(332)
Unequipped - Total	11	(33)	10	(31)	10	(32)	8	(27)	4	(15)
Equipped - Total a/	61	(182)	70	(210)	80	(239)	91	(277)	104	(317)
Bomber - Total	19	(57)	27	(80)	28	(83)	29	(87)	33	(97)
B-36	2	(6)	3	(9)	5	(14)	6	(18)	6	(18)
B-47	-	-	1	(3)	4	(13)	13	(40)	21	(61)
B-50	4	(12)	5	(14)	5	(15)	2	(5)	-	-
B-29	9	(27)	14	(42)	10	(29)	3	(9)	-	-
B-57	-	-	-	-	-	-	-	-	1	(3)
B-45	1	(2)	1	(2)	1	(2)	1	(3)	1	(3)
B-26	3	(10)	3	(10)	3	(10)	4	(12)	4	(12)
Fighter - Total	36	(109)	34	(104)	42	(124)	50	(148)	57	(172)
F-100	-	-	-	-	-	-	-	-	1	(3)
F-94	3	(10)	4	(11)	7	(21)	6	(17)	3	(10)
F-89	-	-	0	(1)	1	(2)	3	(9)	6	(18)
F-86A/E/F	5	(16)	7	(21)	13	(39)	19	(56)	13	(38)
F-86D	-	-	-	-	3	(10)	13	(38)	19	(58)
F-86H	-	-	-	-	-	-	-	-	3	(9)
F-84	9	(30)	11	(34)	14	(42)	9	(28)	12	(36)
F-82	1	(2)	-	-	-	-	-	-	-	-
F-80	6	(15)	2	(7)	2	(5)	-	-	-	-
F-51	10	(29)	8	(23)	2	(5)	-	-	-	-
F-47	2	(7)	2	(7)	-	-	-	-	-	-
Reconnaissance - Total	6	(16)	9	(26)	10	(32)	12	(42)	14	(48)
RB-26	1	(3)	2	(6)	4	(12)	4	(12)	-	-
RB-36	-	-	-	-	-	-	-	-	4	(12)
RB-47	-	-	-	-	-	-	2	(6)	4	(13)
YRB-47	-	-	-	-	1	(2)	2	(6)	1	(4)
RB-50	1	(2)	1	(3)	1	(3)	0	(1)	0	(1)
RB-29	0	(2)	1	(3)	0	(2)	0	(1)	-	-
RB-57	-	-	-	-	-	-	0	(1)	0	(1)
RB-45	1	(2)	1	(2)	0	(1)	0	(1)	0	(1)
RB-26	1	(2)	1	(4)	1	(4)	2	(6)	2	(6)
RF-84	-	-	-	-	-	-	-	-	1	(4)
RF-80	1	(3)	3	(7)	3	(8)	2	(8)	2	(6)
RF-51	1	(2)	0	(1)	-	-	-	-	-	-
Troop Carrier Wing										
Activated - Total	15	(47)	15	(47)	16	(51)	16	(51)	13	(43)
Unequipped - Total	0	(3)	-	-	1	(3)	-	-	-	-
Equipped - Total a/	15	(45)	15	(47)	15	(48)	16	(51)	13	(43)
C-124	0	(1)	1	(3)	3	(9)	4	(12)	4	(12)
C-54	3	(7)	2	(6)	0	(1)	0	(1)	0	(1)
C-122	-	-	0	(1)	-	-	-	-	-	-
C-119	4	(11)	6	(16)	9	(27)	11	(33)	9	(30)
C-82	2	(6)	2	(6)	1	(2)	-	-	-	-
C-47	0	(1)	0	(1)	0	(1)	0	(1)	-	-
C-46	6	(18)	4	(14)	2	(8)	1	(4)	-	-
Support Forces										
Troop Carrier Group, Assault										
Activated - Total	-	-	-	-	0	(2)	0	(2)	2	(6)
Unequipped - Total	-	-	-	-	-	-	-	-	-	-
Equipped - Total a/	-	-	-	-	0	(2)	0	(2)	2	(6)
C-122	-	-	-	-	0	(1)	0	(1)	0	(1)
H-19	-	-	-	-	0	(1)	0	(1)	1	(3)
H-21	-	-	-	-	-	-	-	-	1	(2)
Air Refueling Squadron										
Activated - Total	14		15		22		32		39	
Unequipped - Total	7		3		4		3		2	
Equipped - Total a/	7		12		18		29		37	
KC-97	-		4		10		23		30	
KB-29	7		8		8		6		7	
MATS Air Transport Squadron										
Activated - Total	21		31		35		43		47	
Unequipped - Total	4		6		1		3		6	
Equipped - Total a/	17		25		34		40		41	
C-124	-		3		7		14		15	
C-118	-		-		1		1		6	
C-97	5		6		5		5		3	
C-74	1		1		1		1		1	
C-54	11		15		20		19		16	

a/ Equipped includes all units possessing 50% or more of authorized number of aircraft.
Source: Operations Statistics Division, Directorate of Statistical Services, DCS/Comptroller

TABLE 6 . —USAF COMBAT AND TROOP CARRIER WINGS AND SUPPORT FORCES EQUIPPED BY TYPE OF AIRCRAFT POSSESSED—FISCAL YEAR 1956

(Figures in parentheses represent the number of squadrons of the type corresponding to the Wing or Group)

TYPE OF AIRCRAFT POSSESSED BY TYPE OF UNIT	30 SEP 1955		31 DEC 1955		31 MAR 1956		30 JUN 1956	
COMBAT AND TROOP CARRIER WING a/								
ACTIVATED - TOTAL	125	(386)	127	(392)	128	(396)	131	(402)
UNEQUIPPED - TOTAL	5	(17)	6	(22)	6	(19)	9	(24)
EQUIPPED - TOTAL b/	120	(369)	121	(370)	122	(377)	122	(378)
Combat Wing								
Activated - Total	112	(343)	114	(349)	115	(353)	118	(359)
Unequipped - Total	5	(17)	6	(22)	6	(19)	8	(22)
Equipped - Total b/	107	(326)	108	(327)	109	(334)	110	(337)
Bomber - Total	35	(105)	39	(118)	41	(123)	42	(128)
B-66	-	-	-	-	-	-	0	(1)
B-52	0	(1)	1	(3)	1	(3)	1	(3)
B-36	6	(18)	10	(30)	10	(29)	9	(27)
B-47	23	(68)	22	(67)	25	(76)	27	(82)
B-57	2	(6)	2	(7)	3	(9)	4	(12)
B-45	1	(3)	1	(3)	1	(3)	1	(3)
B-26	3	(9)	3	(8)	1	(3)	-	-
Fighter - Total	57	(171)	57	(171)	57	(173)	57	(170)
F-100	2	(7)	3	(9)	4	(12)	6	(16)
F-94	3	(9)	3	(8)	2	(8)	3	(8)
F-89	7	(19)	7	(20)	7	(21)	7	(22)
F-86F	11	(33)	9	(29)	9	(28)	7	(22)
F-86D	19	(58)	19	(58)	20	(59)	20	(59)
F-86E	3	(9)	4	(11)	3	(9)	3	(9)
F-84	12	(36)	12	(36)	12	(36)	11	(34)
Reconnaissance - Total	15	(50)	12	(38)	11	(38)	11	(39)
RB-66	-	-	-	-	-	-	1	(2)
RB-36	4	(12)	-	-	-	-	-	-
RB-47	5	(15)	5	(15)	5	(15)	5	(15)
YRB-47	1	(2)	1	(2)	-	-	-	-
RB-50	0	(1)	0	(1)	0	(1)	-	-
RB-57	0	(2)	1	(2)	1	(3)	0	(4)
RB-45	0	(1)	0	(1)	0	(1)	0	(1)
RB-26	2	(6)	1	(5)	1	(5)	1	(4)
RF-86	-	-	-	-	0	(1)	-	-
RF-84	2	(6)	3	(8)	3	(9)	4	(13)
RF-80	1	(5)	1	(4)	1	(3)	-	-
Troop Carrier Wing								
Activated - Total	13	(43)	13	(43)	13	(43)	13	(43)
Unequipped - Total	-	-	-	-	-	-	1	(2)
Equipped - Total b/	13	(43)	13	(43)	13	(43)	12	(41)
C-124	4	(12)	4	(12)	4	(12)	4	(12)
C-54	0	(1)	0	(1)	0	(1)	0	(1)
C-119	9	(30)	9	(30)	9	(30)	8	(27)
C-123	-	-	-	-	-	-	0	(1)
Support Forces								
Troop Carrier Group, Assault								
Activated - Total	3	(8)	4	(11)	4	(11)	4	(11)
Unequipped - Total	1	(2)	1	(2)	-	-	-	-
Equipped - Total b/	2	(6)	3	(9)	4	(11)	4	(11)
C-123	0	(1)	1	(3)	2	(6)	2	(6)
C-119	-	-	0	(1)	-	-	-	-
H-19	1	(2)	1	(2)	0	(1)	0	(1)
H-21	1	(3)	1	(3)	2	(4)	2	(4)
Air Refueling Squadron								
Activated - Total	41		43		44		44	
Unequipped - Total	2		2		1		2	
Equipped - Total b/	39		41		43		42	
KC-97	32		33		35		36	
KB-29	7		8		8		6	
MATS Air Transport Squadron								
Activated - Total	35		31		31		28	
Unequipped - Total	1		-		-		-	
Equipped - Total b/	34		31		31		28	
C-124	12		12		12		11	
C-121	-		1		2		2	
C-118	7		7		7		6	
C-97	3		3		3		3	
C-54	12		8		7		6	

a/ Does not include Support Forces.
b/ Equipped includes all units possessing 50% or more of authorized number of aircraft.

Source: Operations Statistics Division, Directorate of Statistical Services, DCS/Comptroller.

[redacted]

TABLE 7 —AIRCRAFT AND CREWS IN COMBAT AND TROOP CARRIER AND TRANSPORT UNITS — BY QUARTER — FY 1956

BY TYPE AND MODEL AIRCRAFT	30 SEPTEMBER 1955						31 DECEMBER 1955					
	AIRCRAFT			CREWS			AIRCRAFT			CREWS		
	AUTH	ON HAND	COMBAT READY	AUTH	ASGD	COMBAT READY	AUTH	ON HAND	COMBAT READY	AUTH	ASGD	COMBAT READY
Combat, & Troop Carrier & Transport - Total a/	9,640	9,015	5,482	12,528	10,093	7,061	9,817	9,073	5,768	12,723	10,240	7,325
Combat - Total	6,887	6,371	3,758	9,072	7,328	4,748	7,007	6,392	4,054	9,238	7,480	4,953
Bomber - Total	1,668	1,437	998	2,241	1,570	1,023	1,713	1,472	1,100	2,280	1,631	1,134
B-26	32	158	89	32	120	96	-	117	66	-	61	58
B-36	180	181	121	216	190	166	150	180	145	180	190	166
B-45	48	43	25	60	52	43	48	42	26	60	55	41
B-47	1,170	969	726	1,695	1,070	715	1,215	1,019	800	1,740	1,130	818
B-50	-	3	3	-	-	-	-	-	-	-	-	-
B-52	30	10	9	30	20	-	60	25	19	60	39	13
B-57	208	73	25	208	118	3	192	89	44	192	156	38
B-66	-	-	-	-	-	-	48	-	-	48	-	-
Fighter - Total	4,350	4,150	2,281	5,798	4,843	3,082	4,425	4,152	2,482	5,921	4,954	3,197
F-84	325	102	76	414	135	114	100	97	83	144	140	120
F-84F	800	761	470	924	860	451	800	742	432	924	858	514
F-86	875	1,002	504	1,050	1,209	572	950	926	627	1,134	1,149	671
F-86D	1,450	1,457	827	2,183	1,702	1,472	1,500	1,466	916	2,220	1,806	1,382
F-89	500	458	225	702	533	268	550	490	243	813	576	307
F-94	225	189	131	333	255	181	200	199	153	296	204	145
F-100	175	181	48	192	149	24	325	232	28	390	221	58
Reconnaissance - Total	869	784	479	1,033	915	643	869	768	472	1,037	895	622
RB-26	90	84	63	90	89	79	90	70	49	90	77	69
ERB-29	-	-	-	-	-	-	-	1	1	-	1	1
RB-29	-	2	1	-	1	0	-	-	-	-	-	-
RB-36	120	117	71	144	129	98	120	111	66	144	134	109
GRB-36	-	-	-	-	-	-	-	4	4	-	0	0
RB-45	12	11	10	12	12	12	12	10	7	12	11	10
RB-47	225	225	148	330	235	150	225	231	162	330	218	124
YRB-47	-	32	26	-	36	29	-	30	20	-	35	27
RB-50	13	21	15	18	26	20	13	18	15	18	30	19
RB-57	92	28	9	92	45	21	74	31	18	74	57	36
RB-66	-	-	-	-	-	-	18	-	-	22	-	-
RF-80	-	69	55	-	98	92	-	53	41	-	68	65
RF-84F	255	121	39	264	143	52	230	117	52	236	148	73
RBF-84F	-	-	-	-	7	0	-	-	-	-	-	-
RF-84K	-	-	-	-	-	-	25	17	-	28	22	0
RF-86	-	12	8	-	16	15	-	12	5	-	15	15
WB-26	-	5	5	-	9	8	-	6	6	-	9	8
WB-29	62	57	29	83	69	67	47	49	23	63	60	60
WB-50	-	-	-	-	-	-	15	8	3	20	10	6
Trp Carr & Trans - Total b/	1,295	1,268	807	1,555	1,338	1,111	1,307	1,288	740	1,549	1,353	1,193
C-47	-	3	2	-	-	-	-	9	4	-	4	4
C-54	148	146	98	220	176	166	118	133	92	166	161	144
C-74	8	9	3	12	6	6	-	-	-	-	-	-
C-97	40	45	15	48	71	67	40	41	23	48	83	70
C-118	64	68	59	90	68	66	64	81	55	90	85	75
C-119	480	498	306	480	455	356	480	483	262	480	449	416
C-121	16	1	1	24	-	-	16	12	11	24	6	6
C-123	48	16	-	48	24	-	96	48	16	96	40	32
C-124	380	371	256	513	457	381	388	369	220	525	437	367
C-131	31	26	17	40	35	33	25	26	19	40	38	36
H-19	32	39	23	32	20	20	32	34	9	32	22	22
H-21	48	46	27	48	26	16	48	52	29	48	28	21
Support Forces - Total	1,458	1,376	917	1,901	1,427	1,202	1,503	1,393	974	1,936	1,407	1,179
Air Refueling - Total	786	746	534	1,150	860	716	826	779	626	1,180	876	720
KB-29	126	107	76	160	130	101	126	110	65	160	127	109
KC-97	660	639	458	990	730	615	700	669	561	1,020	749	611
Miscellaneous - Total c/	672	630	383	751	567	486	677	614	348	756	531	459

a/ Includes Support Forces.
b/ Includes Troop Carrier, Logistic Support, MATS Air Transport and Strategic Support Units.
c/ Includes Airborne Early Warning, Air Rescue, Air Resupply, Photo Mapping, Radar Evaluation and Tow Target Units.
Source: Operations Statistics Division, Directorate of Statistical Services, DCS/Comptroller.

[redacted]

TABLE 7 —AIRCRAFT AND CREWS IN COMBAT AND TROOP CARRIER AND TRANSPORT UNITS — BY QUARTER — FY 1956
(CONTINUED)

BY TYPE AND MODEL OF AIRCRAFT	31 MARCH 1956						30 JUNE 1956					
	AIRCRAFT			CREWS			AIRCRAFT			CREWS		
	AUTH	ON HAND	COMBAT READY	AUTH	ASGD	COMBAT READY	AUTH	ON HAND	COMBAT READY	AUTH	ASGD	COMBAT READY
Combat, & Troop Carrier & Transport - Total a/	9,935	9,126	5,817	12,713	10,357	7,110	10,089	9,081	5,565	13,006	10,286	7,314
Combat - Total	7,077	6,433	4,139	9,174	7,529	4,769	7,260	6,440	3,911	9,430	7,396	4,841
Bomber - Total	1,758	1,493	1,142	2,325	1,723	1,137	1,788	1,640	1,078	2,397	1,845	1,109
B-26	-	43	23	-	37	37	-	22	14	-	14	14
B-36	150	166	129	180	184	161	150	159	128	180	159	133
B-45	48	36	19	60	50	46	48	39	29	60	48	46
B-47	1,260	1,109	923	1,785	1,227	835	1,260	1,216	879	1,827	1,371	859
B-52	60	29	25	60	39	22	90	35	17	90	63	23
B-57	192	109	22	192	170	36	192	156	7	192	165	34
B-66	48	1	1	48	16	-	48	13	4	48	25	-
Fighter - Total	4,450	4,161	2,516	5,808	4,929	3,049	4,575	3,988	2,344	5,922	4,767	3,141
F-84	100	86	68	144	133	107	100	102	73	144	135	111
F-84F	800	721	467	900	803	460	750	722	507	843	740	561
F-86	825	868	530	960	1,114	733	650	688	388	762	850	644
F-86D	1,500	1,496	887	2,166	1,886	1,286	1,550	1,457	815	2,204	1,871	1,214
F-89	575	496	289	836	581	225	575	507	295	822	641	373
F-94	200	202	137	286	205	121	200	172	111	286	200	97
F-100	450	292	138	516	207	117	675	335	155	786	307	141
F-102	-	-	-	-	-	-	75	5	-	75	23	-
Reconnaissance - Total	869	779	481	1,041	877	583	897	812	489	1,111	784	591
RB-26	45	61	42	45	59	47	45	44	28	45	45	30
ERB-29	-	1	-	-	1	1	-	1	1	-	1	1
RB-36	120	105	64	144	127	107	120	111	88	144	127	109
GRB-36	-	7	7	-	4	3	-	7	7	-	-	-
RB-45	12	11	10	12	12	11	12	11	8	12	11	11
RB-47	225	241	165	330	244	135	225	243	166	330	249	169
YRB-47	-	6	3	-	22	10	-	-	-	-	-	-
RB-50	13	12	8	18	20	9	-	18	15	-	17	9
RB-57	74	36	12	74	49	32	96	48	4	141	45	29
RB-66	36	6	1	44	9	-	54	27	4	66	8	-
RF-80	-	46	38	-	55	49	-	-	-	-	-	-
RF-84F	230	150	83	236	134	70	230	206	117	236	178	138
RF-84K	25	16	8	28	25	3	25	19	13	28	21	18
RF-86	-	11	3	-	18	16	-	5	1	-	-	-
WB-26	27	5	3	27	9	8	27	6	2	27	7	7
WB-29	47	39	28	63	59	58	41	24	16	55	29	29
WB-50	15	17	6	20	23	23	22	34	19	27	40	36
WT-33	-	9	-	-	7	-	-	8	-	-	6	5
Trp Carr & Trans - Total b/	1,343	1,293	682	1,603	1,346	1,091	1,311	1,269	712	1,591	1,349	1,144
C-47	-	7	2	-	3	3	-	7	5	-	3	3
C-54	130	120	87	184	138	129	118	110	75	172	141	129
C-74	-	4	-	-	-	-	-	-	-	-	-	-
C-97	48	33	19	60	55	50	40	32	21	60	63	51
C-118	72	78	50	102	92	91	68	73	52	102	115	113
C-119	480	482	236	480	430	320	480	450	239	480	402	346
C-121	24	23	11	36	35	32	24	32	10	36	31	31
C-123	96	70	27	96	70	43	96	116	43	96	68	34
C-124	388	363	208	525	442	351	380	347	216	525	440	363
C-131	25	25	20	40	36	35	25	23	17	40	37	33
H-19	16	20	9	16	9	9	16	17	10	16	7	7
H-21	64	68	13	64	36	28	64	62	24	64	42	34
Support Forces - Total	1,515	1,400	996	1,936	1,482	1,250	1,518	1,372	942	1,985	1,541	1,329
Air Refueling - Total	846	809	631	1,200	937	765	870	837	639	1,270	1,001	833
KB-29	126	113	69	160	133	101	90	110	78	130	130	113
KC-97	720	696	562	1,040	804	664	720	727	561	1,080	871	720
KB-50	-	-	-	-	-	-	60	-	-	60	-	-
Miscellaneous - Total c/	669	591	365	736	545	485	648	535	303	715	540	496

a/ Includes Support Forces.
b/ Includes Troop Carrier, Logistic Support, MATS Air Transport and Strategic Support Units.
c/ Includes Airborne Early Warning, Air Rescue, Air Resupply, Photo Mapping, Radar Evaluation and Tow Target Units.
Source: Operations Statistics Division, Directorate of Statistical Services, DCS/Comptroller.

[redacted]

TABLE 8 — AIRCRAFT AND CREWS IN COMBAT AND AIRLIFT UNITS — BY FISCAL YEARS 1950 THRU 1955

BY TYPE AND MODEL AIRCRAFT	FISCAL YEAR 1950						FISCAL YEAR 1951					
	AIRCRAFT			CREWS			AIRCRAFT			CREWS		
	AUTH	ON HAND	COMBAT READY	AUTH	ASGD	COMBAT READY	AUTH	ON HAND	COMBAT READY	AUTH	ASGD	COMBAT READY
Combat and Airlift - Total a/.	3,030	2,836	1,759	3,071	2,600	2,201	5,908	4,410	2,383	6,511	5,430	3,889
Combat - Total.	2,181	2,174	1,340	2,181	2,040	1,704	4,253	3,161	1,770	4,464	3,918	2,676
Bomber - Total.	558	609	310	558	506	417	1,089	677	371	1,137	703	564
B-26.	32	26	22	32	44	34	194	162	55	242	136	96
B-29.	200	330	206	200	255	226	585	262	179	585	318	251
B-36.	54	30	4	54	30	4	90	39	33	90	45	39
B-45.	32	29	-	32	-	-	25	32	-	25	21	8
B-50.	240	194	78	240	177	153	195	182	104	195	183	170
Fighter - Total	1,383	1,398	931	1,381	1,374	1,141	2,750	2,195	1,272	2,886	2,822	1,851
F-47.	75	80	72	75	72	72	175	175	93	168	166	108
F-51.	-	9	2	-	6	6	686	605	277	686	693	395
F-80.	525	543	403	525	509	442	400	293	240	540	475	377
F-82.	72	151	107	72	114	105	24	51	23	24	40	34
F-84.	300	245	84	300	329	281	882	628	341	902	936	609
F-86.	375	364	258	375	334	227	425	298	240	408	389	253
F-89.	-	-	-	-	-	-	12	4	-	12	-	-
F-94.	36	6	5	36	10	8	146	141	58	146	123	75
Reconnaissance - Total.	240	167	99	240	160	146	414	289	127	441	393	261
RB-26	18	16	14	18	2	2	63	19	12	72	40	24
RB-29	168	110	56	168	112	103	24	38	15	24	37	27
RB-36	6	3	1	6	8	8	60	31	13	60	26	18
RB-45	-	-	-	-	-	-	45	26	14	45	30	25
RB-50	12	1	1	12	12	7	24	22	9	24	19	18
RF-51	-	-	-	-	-	-	27	26	2	36	85	31
RF-80	36	37	27	36	26	26	99	50	35	108	87	52
WB-29	-	-	-	-	-	-	72	77	27	72	69	66
Airlift - Total b/.	406	379	222	478	306	273	936	795	343	1,328	1,046	821
TC/C-46	-	-	-	-	-	-	352	278	59	352	304	149
C-47.	-	4	4	-	1	1	16	27	22	32	39	39
C-54.	219	173	136	269	143	137	217	173	118	472	291	275
C-74.	9	4	2	20	9	9	9	7	5	32	14	14
C-82.	68	95	28	68	51	24	96	88	37	96	77	77
C-97.	30	25	10	41	22	22	54	38	15	120	72	72
C-119	80	78	42	80	80	80	128	134	58	160	174	124
C-124	-	-	-	-	-	-	48	43	29	48	56	52
TC/C-122.	-	-	-	-	-	-	16	7	-	16	19	19
Airlift Support - Total	443	283	197	412	254	224	719	454	270	719	466	392
Air Refueling - Total	172	75	53	172	92	73	228	145	99	228	143	118
KB-29	172	75	53	172	92	73	228	145	99	228	143	118
Miscellaneous - Total c/.	271	208	144	240	162	151	491	309	171	491	323	274

[redacted]

TABLE 8 — AIRCRAFT AND CREWS IN COMBAT AND AIRLIFT UNITS — BY FISCAL YEARS 1950 THRU 1955
(CONTINUED)

BY TYPE AND MODEL AIRCRAFT	FISCAL YEAR 1952						FISCAL YEAR 1953					
	AIRCRAFT			CREWS			AIRCRAFT			CREWS		
	AUTH	ON HAND	COMBAT READY	AUTH	ASGD	COMBAT READY	AUTH	ON HAND	COMBAT READY	AUTH	ASGD	COMBAT READY
Combat and Airlift - Total a/	6,463	5,176	3,427	7,964	6,798	4,777	7,648	6,477	3,898	9,870	7,016	4,754
Combat - Total	4,631	3,600	2,396	5,625	5,049	3,302	5,233	4,351	2,703	7,072	5,179	3,234
Bomber - Total	1,146	864	522	1,206	1,215	784	1,206	1,102	589	1,409	1,080	703
B-26	168	170	67	228	231	129	168	196	146	228	246	156
B-29	450	395	250	450	586	359	315	319	177	315	267	148
B-36	120	70	41	120	93	74	180	135	51	216	140	114
B-45	48	42	38	48	54	54	48	37	16	56	38	31
B-47	135	32	-	135	45	-	270	211	62	324	180	61
B-50	225	155	126	225	206	168	225	204	137	270	209	193
Fighter - Total	2,900	2,306	1,617	3,851	3,249	2,073	3,397	2,757	1,803	4,939	3,554	2,074
F-47	150	153	100	180	171	85	-	17	13	-	42	14
F-51	550	467	340	648	613	407	50	197	148	72	179	112
F-80	175	178	122	252	244	187	100	136	92	144	195	116
F-82	-	8	3	-	6	-	-	11	1	-	7	-
F-84	875	709	471	963	982	772	1,125	932	689	1,369	1,287	806
F-86	25	452	361	36	789	429	-	-	-	-	-	-
F-86A/E/F	525	-	-	734	-	-	1,175	967	612	1,532	1,193	721
F-86D	-	-	-	-	-	-	375	143	40	750	85	34
F-89	125	33	15	246	83	-	100	31	20	200	37	-
F-94	475	306	205	792	361	193	472	323	188	872	529	271
Reconnaissance - Total	585	430	257	568	585	445	630	492	311	724	545	457
RB-26	72	66	29	28	95	61	72	83	48	78	89	82
RB-29	72	22	13	72	44	24	42	19	9	42	18	11
RB-36	90	61	23	90	96	61	120	105	52	144	98	73
RB-45	45	23	14	45	33	33	-	18	5	-	23	21
RB-47	45	-	-	45	-	-	-	-	-	-	-	-
YRB-47	-	-	-	-	-	-	135	24	12	162	8	-
RB-50	45	33	23	48	42	36	45	35	23	58	46	36
RF-51	18	39	27	24	78	64	-	-	-	-	-	-
RF-80	126	116	97	132	127	102	144	133	114	156	174	149
RF-86	-	3	3	-	6	4	-	2	2	-	5	5
WB-26	-	-	-	-	-	-	-	6	2	-	17	15
WB-29	72	67	28	84	64	60	72	67	44	84	67	65
Airlift - Total b/	1,026	931	603	1,533	1,105	1,001	1,159	1,099	573	1,485	1,032	906
C-46	208	255	152	272	204	173	64	121	91	96	134	122
C-47	46	48	35	62	78	76	40	45	31	56	55	53
C-54	200	174	120	443	342	339	208	187	114	310	207	178
C-74	8	-	-	26	-	-	8	8	4	12	11	11
C-82	96	82	48	96	75	55	32	32	9	32	19	12
C-97	46	55	33	112	88	88	49	46	23	79	52	47
C-118	-	-	-	-	-	-	12	8	6	18	9	9
C-119	272	216	142	304	201	165	496	403	250	528	325	306
C-122	16	9	5	16	11	10	16	8	6	16	7	7
C-124	134	92	68	202	106	95	258	220	33	322	205	153
H-19	-	-	-	-	-	-	16	21	6	16	8	8
Airlift Support - Total	806	645	428	806	644	474	1,216	1,027	622	1,313	805	614
Air Refueling - Total	300	231	157	300	272	163	440	376	227	540	290	180
KB-29	200	164	124	200	205	163	180	153	107	215	157	119
KC-97	100	67	33	100	67	-	260	223	120	325	133	61
Miscellaneous - Total c/	506	414	271	506	372	311	776	651	395	773	515	434

[redacted]

TABLE 8 –AIRCRAFT AND CREWS IN COMBAT AND AIRLIFT UNITS – BY FISCAL YEARS 1950 THRU 1955

(CONTINUED)

BY TYPE AND MODEL AIRCRAFT	FISCAL YEAR 1954						FISCAL YEAR 1955					
	AIRCRAFT			CREWS			AIRCRAFT			CREWS		
	AUTH	ON HAND	COMBAT READY	AUTH	ASGD	COMBAT READY	AUTH	ON HAND	COMBAT READY	AUTH	ASGD	COMBAT READY
Combat and Airlift - Total a/	8,606	7,670	4,632	10,562	9,695	5,659	9,382	8,740	5,619	12,172	9,932	6,727
Combat - Total	6,081	5,328	3,054	7,629	7,301	3,704	6,702	6,281	3,970	8,834	7,347	4,542
Bomber - Total	1,464	1,172	689	1,743	1,347	829	1,533	1,344	969	2,064	1,466	986
B-26	216	180	106	276	216	138	80	190	124	80	162	134
B-29	165	104	88	165	103	59	-	-	-	-	-	-
B-36	180	166	101	216	190	136	180	181	143	216	194	161
B-45	48	35	20	60	59	55	48	45	34	60	51	41
B-47	765	609	319	918	704	367	1,035	888	649	1,518	1,002	650
B-50	90	78	55	108	75	74	-	5	5	-	-	-
B-52	-	-	-	-	-	-	30	-	-	30	-	-
B-57	-	-	-	-	-	-	160	35	14	160	57	-
Fighter - Total	3,875	3,511	1,943	5,062	5,231	2,312	4,300	4,177	2,519	5,737	4,959	2,892
F-80	-	3	1	-	-	-	-	1	1	-	-	-
F-84G	550	503	308	693	770	466	125	221	155	172	267	215
F-84F	300	191	16	342	282	9	775	667	401	896	703	284
F-86A/E/F	1,300	1,319	873	1,464	1,805	647	925	906	617	1,110	1,108	582
F-86D	1,100	899	447	1,641	1,536	837	1,450	1,416	854	2,146	1,708	1,360
F-86H	-	-	-	-	-	-	225	231	77	270	271	12
F-89	300	180	76	432	304	68	475	433	216	701	545	190
F-94	325	416	228	490	534	285	250	226	149	370	291	238
F-100	-	-	-	-	-	-	75	76	49	72	66	11
Reconnaissance - Total	742	645	422	824	723	563	869	760	482	1,033	922	664
RB-26	99	81	52	105	65	61	63	77	54	63	88	75
RB-29	12	13	11	12	14	11	-	1	1	-	1	1
RB-36	120	115	67	144	117	85	120	110	72	144	124	79
RB-45	12	16	10	12	16	13	12	14	12	12	12	12
RB-47	135	87	74	162	117	70	225	209	140	330	224	150
YRB-47	-	94	69	-	86	41	-	63	39	-	100	79
RB-50	58	18	10	71	25	19	13	20	13	18	35	23
RB-57	36	17	-	36	7	1	92	22	9	92	34	13
RF-80	162	124	87	162	178	172	-	86	75	-	120	104
RF-84	18	-	-	18	-	-	255	84	33	264	90	38
RF-86	-	11	8	-	24	23	-	11	6	-	15	14
WB-26	18	4	4	18	8	8	27	4	3	27	8	8
WB-29	72	65	30	84	66	59	62	59	25	83	71	68
Airlift - Total b/	1,275	1,194	764	1,583	1,218	1,092	1,281	1,150	719	1,535	1,234	1,062
C-46	64	53	35	96	59	57	-	-	-	-	-	-
C-47	34	40	24	46	57	53	-	-	-	-	-	-
C-54	202	183	112	296	231	209	170	152	107	244	201	196
C-74	8	8	5	12	12	12	8	9	2	12	6	6
C-97	51	41	18	65	63	58	48	41	22	60	77	74
C-118	12	14	10	18	14	14	64	57	46	90	54	47
C-119	528	511	363	560	403	362	480	461	285	480	419	329
C-122	16	7	4	16	5	5	16	8	6	16	14	14
C-124	338	318	179	442	355	303	390	320	180	513	390	339
C-131	6	6	4	14	3	3	25	26	17	40	35	34
H-19	16	13	10	18	16	16	48	43	34	48	17	13
H-21	-	-	-	-	-	-	32	33	20	32	21	10
Airlift Support - Total	1,250	1,148	814	1,350	1,176	863	1,399	1,309	930	1,803	1,351	1,123
Air Refueling - Total	630	575	403	775	658	434	756	737	547	1,110	847	685
KB-29	130	116	62	150	146	65	116	115	62	150	125	101
KC-97	500	459	341	625	512	369	640	622	485	960	722	584
Miscellaneous - Total c/	620	573	411	575	518	429	643	572	383	693	504	438

a/ Includes Airlift Support.

b/ Inclides Troop Carrier, Logistic Support, MATS Air Transport and Strategic Units.

c/ Includes Airborne Early Warning & Control, Air Rescue, Air Resupply, Liaison, Photo Mapping, Radar Evaluation and Tow Target Units.

Source: Operations Statistics Division, Directorate of Statistical Services, DCS/Comptroller.

[redacted]

TABLE 9 —OPERATIONAL READINESS OF COMBAT AND TROOP CARRIER WINGS — FISCAL YEAR 1956

Unit capabilities are expressed as "C" ratings. These evaluations are prepared by Headquarters USAF after considering all known factors affecting unit readiness.
C-1 High degree of relative effectiveness. Adequately manned, equipped and trained to perform primary mission with latest type UE(first line aircraft and equipment).
C-2 Same as C-1 except with second line aircraft and equipment (B-26, F-80, etc.) or with first line aircraft and equipment not designed to perform the primary mission of the unit.
C-3 A lesser degree of effectiveness than indicated above with either first or second line equipment. Shortage of personnel, equipment and facilities, etc, exists.
C-4 A very low degree of effectiveness. Extreme shortage in equipment, personnel and facilities exists.

TYPE WING	30 SEPTEMBER 1955					31 DECEMBER 1955				
	TOTAL	C-1	C-2	C-3	C-4	TOTAL	C-1	C-2	C-3	C-4
TOTAL	125	78	3	38 1/3	5 2/3	127	78	3	39 2/3	6 1/3
Bombardment, Heavy	7	6	-	1	-	11	10	-	1	-
Bombardment, Medium	26	19	-	2	5	27	12	-	11	4
Strategic Reconnaissance, Heavy	4	4	-	-	-	-	-	-	-	-
Strategic Reconnaissance, Medium	5	4	-	1	-	5	3	-	2	-
Strategic Reconnaissance, Fighter	1	-	-	1	-	1	-	-	1	-
Strategic Fighter	6	5	-	1	-	6	6	-	-	-
Fighter-Interceptor a/	29(87)	15 2/3(47)	-	13 1/3(40)	-	30(90)	19 1/3(58)	-	9 1/3(28)	1 1/3(4)
Bombardment, Tactical	1	-	-	1	-	6	1	-	5	-
Bombardment, Light	5	1	-	4	-	-	-	-	-	-
Fighter-Bomber b/	17(51)	9 1/3(28)	-	7(21)	2/3(2)	17(51)	12(36)	-	4(12)	1(3)
Fighter-Day b/	6(18)	2(6)	-	4(12)	-	6(18)	3(9)	-	3(9)	-
Tactical Reconnaissance	5	-	3	2	-	5	-	3	2	-
Troop Carrier, Heavy	4	4	-	-	-	4	3 2/3	-	1/3	-
Troop Carrier, Medium	9	8	-	1	-	9	8	-	1	-

	31 MARCH 1956					30 JUNE 1956				
TOTAL	128 1/3	79 1/3	4	38	7	131	85 1/3	2	33 1/3	10 1/3
Bombardment, Heavy	11	9	-	2	-	11	6	-	5	-
Bombardment, Medium	28	17	-	6	5	28	17	-	6	5
Strategic Reconnaissance, Medium	5	3	-	2	-	5	4	-	1	-
Strategic Reconnaissance, Fighter	1	-	-	1	-	1	-	-	1	-
Strategic Reconnaissance, Light	-	-	-	-	-	1	-	-	-	1
Strategic Fighter	6	6	-	-	-	5	5	-	-	-
Fighter-Interceptor a/	30 1/3(91)	21(63)	-	8 1/3(25)	1(3)	32(96)	23 2/3(71)	-	6(18)	2 1/3(7)
Bombardment, Tactical	6	1	1	4	-	6	1	1	4	-
Fighter-Bomber b/	17(51)	9(27)	-	7(21)	1(3)	17(51)	12(36)	-	3(9)	2(6)
Fighter-Day b/	6(18)	1 2/3(5)	-	4 1/3(13)	-	7(21)	3(9)	-	4(12)	-
Tactical Reconnaissance	5	-	3	2	-	5	2	1	2	-
Troop Carrier, Heavy	4	3 2/3	-	1/3	-	4	3 2/3	-	1/3	-
Troop Carrier, Medium	9	8	-	1	-	9	8	-	1	-

a/ Fighter-Interceptors are indicated by Wing equivalents. Actual number of squadrons are included in parentheses.
b/ Actual number of squadrons are indicated within parentheses.
Source: Operations Statistics Division, Directorate Statistical Services, DCS/Comptroller.

Flight Operations

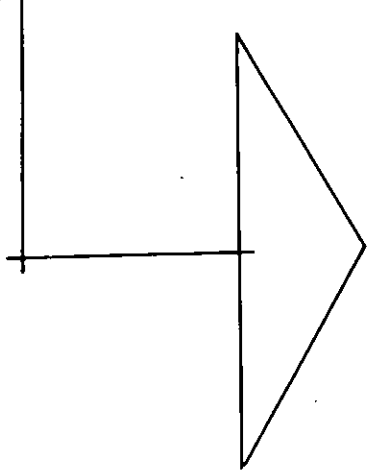

PART II

FLIGHT OPERATIONS

INTRODUCTION AND DEFINITIONS

Aircraft flight operations data included in this section are based on statistics submitted on AF Form 110A in accordance with AFR 65-110 as revised. The 110A report is compiled on a physical possession basis with the various activity categories determined by the assignment or status of the aircraft rather than actual use.

As of 1 January 1956, the former "Active" aircraft category was expanded to "Operating Active" and "Non-Operating Active". The "Non-Operating Active" category includes status codes that were formerly inactive. In addition, (CX) MDAP Aircraft Temporarily Diverted to USAF was changed from "Active" to "Non-Operating Active" and (PA) Aircraft on Project was eliminated.

The tables provide summary data covering flight operations on "Operating Active" and "Non-Operating Active" USAF aircraft and include aircraft flying hours, utilization, etc.

Operating Active - Those aircraft which are actively engaged in supporting flying missions, including test aircraft and aircraft bailed to civilian activities for test. Assignment codes are as follows:

(AD) Administrative: Aircraft authorized major air commands for the performance of command administrative missions.

(CS) Operational Support: Aircraft assigned for essential liaison and logistic support not otherwise provided, and for the required combat readiness training of rated personnel not presently assigned to tactical units or crew positions.

(CC) Primary Tactical Unit: Aircraft assigned as primary unit equipment for the direct accomplishment of tactical unit operations.

(CP) Tactical Unit Support: Aircraft which are authorized and assigned as tactical unit support aircraft.

(CU) Student Training: Aircraft assigned to perform the mission of student and combat crew training within the Air Training Command only.

(CT) MATS Transport: Aircraft assigned for the accomplishment of transport operations within MATS.

(CE) MATS Air Evacuation: Aircraft assigned for the accomplishment of air evacuation operations within MATS.

(TC) Combat Crew Training: Aircraft assigned specifically to combat training schools.

(EX) Test: Aircraft assigned for testing, research and development other than "X" models and aircraft on bailment contract.

(ES) Test Support: Aircraft assigned to support of test aircraft and allied equipment other than aircraft on bailment contract for test support.

(CM) Special Mission: Aircraft assigned to major air commands to accomplish missions of the Air Force in support of its own special activities and those of the governmental agencies which cannot be met as a by-product mission of other flying.

(CX) MDAP Aircraft Temporarily Diverted to USAF: Aircraft programmed for foreign countries under the Mutual Defense Assistance Program for which delivery to the ultimate recipient foreign country has been deferred in order to divert temporarily these aircraft to the USAF.

Non-Operating Active - Those aircraft in preparation for possession by units or test activities through any of the logistical processes of supply, maintenance, and modification, and those aircraft which are excess to command requirements.

Command Support: Includes aircraft in (DP) Depot Prototyping, (DW) Depot Work, (RT) Transient Maintenance, (XJ) Excess to Commands, (RA) USAF Aircraft Temporarily Possessed by ANG or AFRes, (RG) ANG Aircraft Temporarily Possessed by USAF or AFR, and (NP) New Production.

(NR) Enroute: Aircraft in an en-route status.

TABLE 10 —SUMMARY OF USAF FLIGHT OPERATIONS BY TYPE OF ACTIVITY—FY 1956

TYPE OF ACTIVITY	FISCAL YEAR 1956								
	WORLD-WIDE			CONTINENTAL U.S.			OVERSEAS		
	HOURS FLOWN	AVERAGE AIRCRAFT ON HAND	LANDINGS	HOURS FLOWN	AVERAGE AIRCRAFT ON HAND	LANDINGS	HOURS FLOWN	AVERAGE AIRCRAFT ON HAND	LANDINGS
TOTAL	8,996,324		8,374,122	7,154,707		7,017,659	1,841,617		1,356,463
Operating Active	8,914,684	18,800	8,286,739	7,130,736	14,419	6,994,252	1,783,948	4,381	1,292,487
Administrative	61,078	101	23,225	36,546	64	14,602	24,532	37	8,623
Operational Support	1,358,508	2,239	944,122	1,098,221	1,829	727,955	260,287	410	216,167
Primary Tactical Unit	2,921,193	8,697	1,702,354	1,823,968	5,617	949,335	1,097,225	3,080	753,019
Tactical Unit Support	325,682	708	241,349	207,655	429	136,031	118,027	279	105,318
Student Training	3,015,868	4,902	4,584,501	3,015,868	4,902	4,584,501	-	-	-
MATS - Transport	581,383	406	213,751	510,750	359	192,617	70,633	47	21,134
MATS - Air Evacuation	37,128	31	25,638	37,128	31	25,638	-	-	-
Combat Crew Training	4,307	11	2,975	1,667	4	1,220	2,640	7	1,755
Test	19,082	114	17,696	19,058	114	17,684	32	-	12
Test Support	95,050	382	67,752	92,789	374	66,432	2,261	8	1,320
Special Mission	464,077	1,033	429,072	287,054	684	278,078	177,023	349	150,994
MAP Aircraft Temporarily Diverted to USAF	31,328	176	34,304	40	12	159	31,288	164	34,145
Non-Operating Active	71,655	2,518	79,545	15,666	1,994	16,960	55,989	524	62,585
Command Support	57,618	2,399	75,128	12,926	1,941	16,017	44,692	458	59,111
Project	30	8	186	30	8	186	-	-	-
Enroute	14,007	111	4,231	2,710	45	757	11,297	66	3,474
Inactive	9,985	1	7,838	8,305	1	6,447	1,680	-	1,391

Source: Operations Statistics Division, Directorate of Statistical Services, DCS/Comptroller.

[redacted]

TABLE II —USAF FLIGHT OPERATIONS BY TYPE OF ACTIVITY—QUARTERLY—FY 1956

TYPE OF ACTIVITY	FIRST QUARTER FISCAL YEAR 1956			SECOND QUARTER FISCAL YEAR 1956			THIRD QUARTER FISCAL YEAR 1956			FOURTH QUARTER FISCAL YEAR 1956		
	HOURS FLOWN	AVERAGE AIRCRAFT ON HAND	LANDINGS	HOURS FLOWN	AVERAGE AIRCRAFT ON HAND	LANDINGS	HOURS FLOWN	AVERAGE AIRCRAFT ON HAND	LANDINGS	HOURS FLOWN	AVERAGE AIRCRAFT ON HAND	LANDINGS
WORLD WIDE TOTAL	2,355,772		2,169,606	2,074,665		1,886,087	2,158,893		2,015,388	2,406,994		2,303,041
Operating Active	2,346,552	18,704	2,161,908	2,065,637	18,971	1,879,299	2,133,632	18,805	1,989,551	2,368,863	18,721	2,255,981
Administrative	14,566	100	5,990	14,380	102	5,491	15,091	103	5,556	17,041	98	6,188
Operational Support	371,318	2,279	258,269	320,606	2,257	234,409	317,402	2,222	214,010	349,182	2,197	237,434
Primary Tactical Unit	768,512	8,552	462,491	664,248	8,628	379,387	712,943	8,770	402,382	775,490	8,839	458,094
Tactical Unit Support	79,819	653	58,738	74,995	692	55,906	79,699	739	57,953	91,169	749	68,752
Student Training	795,057	4,909	1,172,858	685,972	4,951	1,008,255	719,659	4,957	1,129,860	815,180	4,790	1,273,528
MATS Transport	144,484	401	47,874	144,482	405	53,845	141,328	415	52,206	151,089	404	59,826
MATS - Air Evacuation	10,101	32	6,897	9,388	31	5,929	8,716	31	5,969	8,923	30	6,843
Combat Crew Training	343	4	267	458	4	317	822	6	434	2,684	28	1,957
Test	4,588	99	4,601	4,568	116	5,581	5,241	127	3,694	4,685	113	3,820
Test Support	25,507	394	18,717	22,757	386	16,322	21,739	369	14,567	25,047	381	18,146
Special Mission	114,298	956	104,615	110,414	1,019	100,144	110,992	1,066	102,920	128,373	1,092	121,393
MAP Aircraft Temporarily Diverted to USAF	17,959	325	20,591	13,369	380	13,713	-	-	-	-	-	-
Non-Operating Active	5,806	1,813	4,316	5,242	1,979	3,782	23,122	3,276	24,921	37,485	3,003	46,526
Command Support	3,024	1,675	3,216	2,755	1,880	3,043	20,315	3,203	24,164	31,524	2,839	44,705
Project	30	30	186	-	-	-	-	-	-	-	-	-
Enroute	2,752	108	914	2,487	99	739	2,807	73	757	5,961	164	1,821
Inactive	3,414	3	3,382	3,786	-	3,006	2,139	-	916	646	-	534

[redacted]

TABLE II —USAF FLIGHT OPERATIONS BY TYPE OF ACTIVITY--QUARTERLY—FY 1956 (CONTINUED)

	FIRST QUARTER FISCAL YEAR 1956			SECOND QUARTER FISCAL YEAR 1956			THIRD QUARTER FISCAL YEAR 1956			FOURTH QUARTER FISCAL YEAR 1956		
	HOURS FLOWN	AVERAGE AIRCRAFT ON HAND	LANDINGS	HOURS FLOWN	AVERAGE AIRCRAFT ON HAND	LANDINGS	HOURS FLOWN	AVERAGE AIRCRAFT ON HAND	LANDINGS	HOURS FLOWN	AVERAGE AIRCRAFT ON HAND	LANDINGS
CONTINENTAL U.S. TOTAL	1,853,284		1,803,260	1,673,758		1,596,073	1,731,218		1,706,847	1,896,447		1,911479
Operating Active	1,847,743	14,105	1,797,377	1,668,320	14,447	1,591,236	1,724,927	14,622	1,700,978	1,889,746	14,501	1,904,661
Administrative	9,066	67	3,829	8,867	65	3,558	9,537	65	3,544	9,076	60	3,671
Operational Support	296,791	1,853	192,468	264,541	1,841	184,980	258,464	1,825	166,594	278,425	1,795	183,913
Primary Tactical Unit	461,417	5,397	254,971	424,959	5,561	217,020	454,105	5,695	225,637	483,487	5,814	251,707
Tactical Unit Support	50,676	389	32,827	49,024	412	32,066	52,004	459	33,789	55,951	458	37,349
Student Training	795,057	4,909	1,172,858	685,972	4,951	1,008,255	719,659	4,957	1,129,860	815,180	4,790	1,273,528
MATS - Transport	122,884	342	41,864	127,959	358	49,142	126,266	375	47,737	133,641	362	53,874
MATS - Air Evacuation	10,101	32	6,897	9,388	31	5,929	8,716	31	5,969	8,923	30	6,843
Combat Crew Training	343	4	267	458	4	317	405	3	288	461	4	348
Test	4,588	99	4,601	4,568	116	5,581	5,241	127	3,694	4,653	112	3,808
Test Support	25,003	391	18,425	22,629	384	16,187	21,583	366	14,559	23,574	357	17,261
Special Mission	71,805	616	68,354	69,927	680	68,058	68,947	719	69,307	76,375	719	72,359
MAP Aircraft Temporarily Diverted to USAF	12	6	16	28	44	143	-	-	-	-	-	-
Non-Operating Active	2,801	1,560	2,988	2,548	1,704	2,644	4,204	2,603	4,990	6,113	2,109	6,338
Command Support	2,499	1,489	2,742	2,343	1,656	2,614	3,516	2,567	4,860	4,568	2,054	5,801
Project	30	30	186	-	-	-	-	-	-	-	-	-
Enroute	272	41	60	205	48	30	688	36	130	1,545	55	537
Inactive	2,740	3	2,895	2,890	-	2,193	2,087	-	879	588	-	480

TABLE II—USAF FLIGHT OPERATIONS BY TYPE OF ACTIVITY—QUARTERLY—FY 1956 (CONTINUED)

TYPE OF ACTIVITY	FIRST QUARTER FISCAL YEAR 1956			SECOND QUARTER FISCAL YEAR 1956			THIRD QUARTER FISCAL YEAR 1956			FOURTH QUARTER FISCAL YEAR 1956		
	HOURS FLOWN	AVERAGE AIRCRAFT ON HAND	LANDINGS	HOURS FLOWN	AVERAGE AIRCRAFT ON HAND	LANDINGS	HOURS FLOWN	AVERAGE AIRCRAFT ON HAND	LANDINGS	HOURS FLOWN	AVERAGE AIRCRAFT ON HAND	LANDINGS
OVERSEAS TOTAL	502,488		366,346	400,907		290,014	427,675		308,541	510,547		391,562
Operating Active	498,809	4,599	364,531	397,317	4,524	288,063	408,705	4,183	288,573	479,117	4,220	351,320
Administrative	5,500	33	2,161	5,513	37	1,933	5,554	38	2,012	7,965	38	2,517
Operational Support	74,527	426	65,801	56,065	416	49,429	58,938	397	47,416	70,757	402	53,521
Primary Tactical Unit	307,095	3,155	207,520	239,289	3,067	162,367	258,838	3,075	176,745	292,003	3,025	206,387
Tactical Unit Support	29,143	264	25,911	25,971	280	23,840	27,695	280	24,164	35,218	291	31,403
Student Training	-	-	-	-	-	-	-	-	-	-	-	-
MATS - Transport	21,600	59	6,010	16,523	47	4,703	15,062	40	4,469	17,448	42	5,952
MATS - Air Evacuation	-	-	-	-	-	-	-	-	-	-	-	-
Combat Crew Training	-	-	-	-	-	-	417	3	146	2,223	24	1,609
Test	-	-	-	-	-	-	-	-	-	32	1	12
Test Support	504	3	292	128	2	135	156	3	78	1,473	24	885
Special Mission	42,493	340	36,261	40,487	339	32,086	42,045	347	33,613	51,998	373	49,034
MAP Aircraft Temporarily Diverted to USAF	17,947	319	20,575	13,341	336	13,570	-	-	-	-	-	-
Non-Operating Active	3,005	253	1,328	2,694	275	1,138	18,918	673	19,931	31,372	894	40,188
Command Support	525	186	474	412	224	429	16,799	636	19,304	26,956	785	38,904
Project	-	-	-	-	-	-	-	-	-	-	-	-
Enroute	2,480	67	854	2,282	51	709	2,119	37	627	4,416	109	1,284
Inactive	674	-	487	896	-	813	52	-	37	158	-	54

Source: Operations Statistics Division, Directorate of Statistical Services, DCS/Comptroller

TABLE 12— USAF FLIGHT OPERATIONS WORLD-WIDE BY TYPE

TYPE AND MODEL	FIRST QUARTER FISCAL YEAR 1956				SECOND QUARTER FISCAL YEAR 1956			
	HOURS FLOWN	AVERAGE AIRCRAFT ON HAND	QUARTER UTILIZATION RATE (HOURS)	LANDINGS	HOURS FLOWN	AVERAGE AIRCRAFT ON HAND	QUARTER UTILIZATION RATE (HOURS)	LANDINGS
TOTAL 1/	2,352,358			2,166,224	2,070,879			1,883,081
OPERATING ACTIVE	2,346,552	18,704		2,161,908	2,065,637	18,971		1,879,299
NON-OPERATING ACTIVE	5,806	1,777		4,316	5,242	1,979		3,782
								O P E R A T I N G
TOTAL	2,346,552	18,704		2,161,908	2,065,637	18,971		1,879,299
BOMBER	145,600	1,612		57,868	134,829	1,625		51,231
B-17	2,311	20	16	1,342	1,829	19	96	1,147
B-25	390	6	65	225	426	6	71	229
B-26	13,935	200	70	8,407	9,477	169	56	6,077
B-29	7,547	68	111	5,687	1,991	20	100	1,131
B-36	20,763	185	112	2,169	21,723	206	105	2,372
B-45	2,601	48	54	1,341	2,265	44	51	1,300
B-47	88,880	969	92	31,538	87,492	1,032	85	32,530
B-50	1,196	17	70	437	447	9	50	185
B-52	887	7	127	756	2,606	19	137	2,067
B-57	7,087	92	77	5,961	6,460	99	65	4,102
B-66	3	-	-	5	113	2	57	91
XB-29	-	-	-	-	-	-	-	-
XB-51	-	-	-	-	-	-	-	-
TANKER	66,883	737		23,295	66,081	762		18,787
KB-29	8,540	106	81	2,863	8,567	109	79	2,397
KB-50	-	-	-	-	-	-	-	-
KC-97	58,343	631	93	20,432	57,514	653	88	16,390
FIGHTER	362,833	5,349		290,648	298,961	5,358		241,486
F-80	117	7	17	109	102	7	15	87
F-94	27,404	346	79	22,550	22,666	281	81	19,391
F-84F	43,765	901	49	33,365	41,098	901	46	27,076
F-86	97,785	1,418	69	79,916	74,613	1,332	56	62,478
F-86D	127,530	1,682	76	106,199	106,934	1,737	62	92,705
F-89	37,298	509	73	22,273	27,665	540	51	18,020
F-94	21,877	291	75	17,539	17,582	267	66	15,172
F-100	7,014	191	37	8,657	7,870	282	28	6,263
F-101	10	1	10	3	348	7	50	245
F-102	22	2	11	25	8	2	4	10
MIG-15	11	1	11	12	8	1	8	7
FV-7	-	-	-	-	67	1	67	32
RECONNAISSANCE	92,890	869		31,168	78,417	857		27,248
RB-17	84	1	84	71	103	1	103	49
RB-25	106	2	53	63	239	2	120	114
RB-26	10,103	89	114	5,541	7,462	78	96	3,918
WB-26	596	5	119	202	660	6	110	248
RB-29	619	5	124	136	552	5	110	133
WB-29	15,689	59	266	2,388	13,726	55	250	1,938
RB-36	10,365	107	97	1,030	7,763	81	96	900
GRB-36	548	8	69	61	463	4	116	48
RB-45	982	16	61	358	819	13	63	295
RB-47	21,813	245	89	6,221	21,461	268	80	6,336
RB-50	4,591	37	124	966	2,605	31	84	650
WB-50	24	-	-	22	510	4	128	179
RB-52	764	4	191	219	283	2	142	110
RB-57	1,470	26	57	1,146	2,617	43	61	1,947
RB-66	215	4	54	116	281	5	56	132
RC-45	1,616	21	77	1,202	1,287	17	76	1,015
RC-47	820	6	137	384	630	4	158	305
RC-121	9,251	25	370	2,240	3,786	15	252	922
RF-51	-	-	-	-	3	-	-	2
RF-80	7,634	77	99	4,729	4,366	63	69	2,900
RF-84	4,558	114	40	3,338	6,794	142	48	4,306
RF-86	1,040	17	61	733	2,007	18	111	801
RT-29	-	-	-	-	-	-	-	-
RT-33	2	1	2	2	-	-	-	-

AND MODEL OF AIRCRAFT — QUARTERLY — FISCAL YEAR 1956

THIRD QUARTER FISCAL YEAR 1956				FOURTH QUARTER FISCAL YEAR 1956				TYPE AND MODEL
HOURS FLOWN	AVERAGE AIRCRAFT ON HAND	QUARTER UTILIZATION RATE (HOURS)	LANDINGS	HOURS FLOWN	AVERAGE AIRCRAFT ON HAND	QUARTER UTILIZATION RATE (HOURS)	LANDINGS	
2,156,754			2,014,472	2,406,348			2,302,507	TOTAL 1/
2,133,632	18,805		1,989,551	2,368,863	18,721		2,255,981	OPERATING ACTIVE
23,122	3,276		24,921	37,485	3,003		46,526	NON-OPERATING ACTIVE
A C T I V E								
2,133,632	18,805		1,989,551	2,368,863	18,721		2,255,981	TOTAL
143,299	1,655		49,038	154,883	1,758		58,384	BOMBER
1,973	20	99	1,136	2,293	22	104	1,238	B-17
192	5	38	119	882	7	126	606	B-25
6,960	127	55	5,742	4,900	77	64	3,790	B-26
968	10	97	546	628	9	70	181	B-29
19,630	182	108	2,064	18,400	176	105	2,405	B-36
2,012	41	49	925	3,199	43	74	1,867	B-45
102,389	1,110	92	32,357	113,684	1,214	94	40,476	B-47
273	7	39	129	492	8	62	335	B-50
2,355	29	81	2,157	1,837	28	66	2,542	B-52
6,126	117	52	3,654	8,000	162	49	4,706	B-57
325	5	65	162	535	11	49	232	B-66
79	1	79	27	33	1	33	6	XB-29
17	1	17	20	-	-	-	-	XB-51
79,776	804		22,756	77,929	831		27,425	TANKER
9,911	113	88	3,214	9,842	113	87	3,495	KB-29
43	1	43	15	187	2	94	71	KB-50
69,822	690	101	19,527	67,900	716	95	23,859	KC-97
318,607	5,310		253,485	366,607	5,332		303,647	FIGHTER
83	5	17	127	111	3	37	94	F-80
23,299	226	103	19,507	22,423	219	102	18,558	F-84
45,617	904	50	30,709	49,938	851	59	35,609	F-84F
82,213	1,260	65	68,081	85,904	1,182	73	76,623	F-86
106,568	1,759	61	89,822	124,797	1,744	72	110,640	F-86D
30,352	558	54	19,981	47,102	607	78	31,457	F-89
16,190	269	60	14,284	17,254	257	67	16,081	F-94
13,631	315	43	10,480	18,031	432	42	13,755	F-100
357	6	60	244	262	6	44	181	F-101
297	7	43	250	781	30	26	646	F-102
-	1	-	-	4	1	4	3	MIG-15
-	-	-	-	-	-	-	-	FV-7
94,081	897		29,798	103,183	915		34,447	RECONNAISSANCE
144	1	144	55	152	1	152	47	RB-17
259	2	130	173	335	2	168	265	RB-25
6,363	77	83	3,082	4,608	59	78	2,194	RB-26
714	5	143	241	898	5	180	292	WB-26
507	4	127	74	468	3	156	64	RB-29
12,321	45	274	1,653	9,424	31	304	1,238	WB-29
12,638	108	117	1,181	12,525	107	117	1,354	RB-36
550	6	92	69	-	-	-	-	GRB-36
716	12	60	268	1,056	11	96	332	RB-45
21,235	257	83	5,772	21,910	247	89	7,151	RB-47
3,152	27	117	615	3,481	27	129	674	RB-50
2,139	13	165	554	6,149	27	228	1,773	WB-50
291	3	97	86	284	4	71	172	RB-52
2,290	46	50	1,597	4,122	54	76	2,040	RB-57
268	8	33	171	601	19	32	295	RB-66
1,205	11	110	652	1,894	13	146	986	RC-45
707	5	141	335	710	4	178	321	RC-47
13,132	40	328	3,286	17,882	48	373	3,891	RC-121
-	-	-	-	-	-	-	-	RF-51
4,128	50	83	2,746	2,490	27	92	1,719	RF-80
9,616	158	61	6,026	13,161	208	63	8,644	RF-84
1,579	18	88	1,121	1,033	18	57	995	RF-86
127	1	127	41	-	-	-	-	RT-29
-	-	-	-	-	-	-	-	RT-33

TABLE 12 – USAF FLIGHT OPERATIONS WORLD-WIDE BY TYPE AND MODEL OF AIRCRAFT – QUARTERLY – FISCAL YEAR 1956

TYPE AND MODEL	FIRST QUARTER FISCAL YEAR 1956				SECOND QUARTER FISCAL YEAR 1956			
	HOURS FLOWN	AVERAGE AIRCRAFT ON HAND	AIRCRAFT QUARTERLY UTILIZATION RATE (HOURS)	LANDINGS	HOURS FLOWN	AVERAGE AIRCRAFT ON HAND	AIRCRAFT QUARTERLY UTILIZATION RATE (HOURS)	LANDINGS
SEARCH AND RESCUE	39,700	244		28,642	38,946	329		50,264
SA-16	24,550	156	157	22,962	21,183	152	139	21,043
SB-17	417	4	104	227	428	4	107	173
SB-29	2,793	20	140	1,078	2,328	17	190	792
SC-47	11,499	62	185	4,266	7,919	61	130	3,303
SC-54	441	2	221	109	1,124	7	161	466
SH-19	-	-	-	-	5,964	88	68	24,487
CARGO	627,685	3,346		328,439	576,173	3,356		299,818
VB-17	2,332	24	97	997	1,326	15	88	575
VB-25	598	33	139	2,187	4,602	33	139	2,220
VB-26	173	2	87	112	178	2	89	126
VT-29	545	4	136	280	557	4	139	277
C-45	95,094	688	138	63,765	79,689	646	123	52,060
C-46	5,567	41	136	2,524	4,312	35	123	1,899
C-47/53	196,768	987	199	122,153	170,369	983	173	106,507
C-54	79,506	268	297	29,407	74,248	272	273	32,596
C-74	1,516	9	168	665	541	9	60	113
C-82	-	1	-	-	-	-	-	-
C-97	17,068	54	316	5,386	17,471	54	324	5,364
XC-99	-	-	-	-	-	-	-	-
C-117	4,664	24	194	2,195	3,570	19	188	1,694
C-118	21,041	62	339	8,806	25,786	77	335	10,003
C-119	85,654	672	127	49,999	77,584	676	115	43,421
C-121	1,552	9	172	798	9,045	35	258	4,847
C-122	495	4	124	525	-	-	-	-
C-123	2,246	15	150	2,457	4,680	41	114	3,733
XC-123	-	3	-	-	-	-	-	-
C-124	92,896	376	247	25,469	86,018	371	232	24,008
C-130	19,809	-	81	6	20,709	1	20	23
C-131	15,951	73	219	10,708	16,180	68	195	10,366
	1,040	12	84	1,787	1,859	61	129	1,659
TRAINER	925,983	5,697	162	1,094,220	804,490	5,893	132	938,022
TB-17	1,439	6	73	1,266	1,287	4	72	1,132
TB-25	172,370	836	206	149,810	148,286	852	174	138,180
TB-26	17,321	176	98	12,497	11,463	158	73	7,345
TB-29	11,088	100	111	9,536	14,381	169	85	10,880
TB-45	553	12	46	364	885	18	49	507
TB-47	8,136	73	111	10,123	5,360	59	91	8,086
TB-50	1,011	10	101	1,272	888	14	63	917
TC-45	10,523	85	124	7,208	8,711	79	110	6,461
TC-47	3,994	20	200	2,052	2,904	17	171	1,451
TC-54	1,561	7	223	347	1,356	7	194	375
TF-51	-	-	-	-	-	-	-	-
TF-86	61	1	61	82	51	1	51	60
T-6	133,093	668	199	8,225,870	101,841	568	179	163,446
T-7	492	10	49	469	249	7	36	284
T-11	685	7	98	399	623	7	89	441
T-28	137,216	787	174	206,152	125,999	848	149	184,416
T-29	60,897	329	185	29,200	51,766	331	156	23,634
T-33	312,614	2,134	146	313,663	279,364	2,261	124	276,708
T-34	48,026	262	183	117,764	46,362	319	145	110,766
T-37	-	-	-	-	-	-	-	-
LT-6	3,620	36	100	4,352	2,548	36	71	3,150
MK-4	2,283	138	17	2,794	1,166	138	8	1,783
	85	3		101	33		8	86
COMMUNICATION	83,221	814		305,563	66,316	764		250,910
L-5	82	16	14	140	151	4	38	207
L-17	32	-	-	24	41	2	21	5
L-18	62	40	2	397	3	40	-	-
L-19	16,378	78	210	26,552	16,576	104	159	25,823
L-20	16,012	164	98	24,338	12,659	159	80	18,597
L-21	17,635	119	148	43,425	15,694	114	138	37,734
L-26	208	2	104	437	895	9	99	1,505
H-5	798	26	31	3,287	555	26	21	2,559

AND MODEL OF AIRCRAFT — QUARTERLY — FISCAL YEAR 1956 — (CONTINUED)

THIRD QUARTER FISCAL YEAR 1956				FOURTH QUARTER FISCAL YEAR 1956				TYPE A AND MODEL
HOURS FLOWN	AVERAGE AIRCRAFT ON HAND	QUARTERLY UTILIZATION RATE (HOURS)	LANDINGS	HOURS FLOWN	AVERAGE AIRCRAFT ON HAND	QUARTERLY UTILIZATION RATE (HOURS)	LANDINGS	
ACTIVE								
40,434	325		54,742	39,740	295		54,323	SEARCH AND RESCUE
19,971	142	141	16,680	19,905	132	151	16,139	SA-16
1,249	84	66	1,397	1,483	92	73	1,417	SB-17
971	6	162	304	24	-	-	4	SB-29
7,642	57	134	4,281	6,331	38	167	3,447	SC-47
4,416	28	157	1,890	5,918	37	160	2,606	SC-54
7,185	88	82	31,490	7,479	88	85	30,110	SH-19
-	-	-	-	-	-	-	-	SH-34
556,897	3,338		279,935	602,938	3,292		309,749	CARGO
790	8	99	342	529	5	106	225	VB-17
5,159	35	147	2,494	5,566	37	150	2,403	VB-25
43	2	22	36	269	2	135	160	VB-26
352	2	176	142	637	4	159	257	VT-29
76,662	619	124	51,779	85,612	621	138	61,013	C-45
2,986	27	111	1,287	468	10	47	206	C-46
160,232	939	171	93,170	174,100	919	189	98,790	C-47/53
70,620	284	249	28,640	74,215	271	274	31,434	C-54
70	9	8	18	7	-	-	1	C-74
-	-	-	-	-	-	-	-	C-82
17,233	151	338	4,762	18,791	52	361	6,094	C-97
306	1	306	38	346	1	346	55	XC-99
3,461	18	192	1,492	4,417	23	192	1,881	C-117
28,371	85	334	12,445	31,121	84	370	13,704	C-118
78,906	711	111	39,412	85,286	700	122	43,949	C-119
7,552	34	222	3,745	11,363	44	258	4,666	C-121
-	-	-	-	-	-	-	-	C-122
8,184	67	122	5,689	8,165	85	96	5,817	C-123
4	1	4	11	15	-	19	19	XC-123
81,492	365	223	25,240	87,247	358	244	28,715	C-124
17	2	9	14	2	-	-	4	C-130
14,457	78	185	9,179	14,782	76	195	10,356	C-131
-	-	-	-	-	-	-	-	
820,648	5,656		1,004,739	930,422	5,476		1,126,949	TRAINER
345	4	86	185	422	5	84	268	TB-17
155,981	855	182	138,937	173,974	835	208	164,649	TB-25
11,052	158	70	6,972	11,121	143	78	6,148	TB-26
16,152	177	91	14,166	17,326	154	113	14,266	TB-29
728	19	38	429	688	18	38	397	TB-45
6,677	65	103	10,322	7,309	64	114	12,011	TB-47
1,251	16	78	1,337	881	16	55	743	TB-50
7,696	81	95	6,670	8,743	79	111	7,215	TC-45
2,012	11	183	1,152	1,893	10	189	970	TC-47
1,500	8	188	386	1,072	7	153	270	TC-54
-	-	-	-	13	-	-	8	TF-51
378	13	29	366	1,690	30	56	1,467	TF-86
75,062	397	189	126,467	43,346	202	215	64,547	T-6
-	-	-	-	-	-	-	-	T-7
433	6	72	272	19	-	5	5	T-11
137,564	891	154	211,876	181,178	887	204	258,766	T-28
56,144	328	171	24,809	55,759	327	171	23,232	T-29
281,547	2,225	127	291,626	341,068	2,257	151	362,757	T-33
63,701	367	174	165,462	81,796	407	201	206,350	T-34
-	-	-	-	34	-	-	79	T-37
2,425	35	69	3,305	2,090	35	60	2,801	LT-6
-	-	-	-	-	-	-	-	MK-4
-	-	-	-	-	-	-	-	
78,501	796		293,574	91,574	794		339,274	COMMUNICATIONS
37	3	12	77	3	3	3	3	L-5
86	3	29	148	117	4	29	240	L-17
-	-	-	-	-	-	-	-	L-18
30,111	158	191	59,917	42,554	189	225	89,063	L-19
12,907	165	78	19,110	16,083	161	100	30,046	L-20
13,082	117	112	37,580	7,599	80	95	21,962	L-21
1,496	13	115	1,818	1,196	14	85	1,583	L-26
561	24	23	2,555	546	24	23	1,681	H-5

TABLE 12 – USAF FLIGHT OPERATIONS WORLD-WIDE BY TYPE

TYPE AND MODEL	FIRST QUARTER FISCAL YEAR 1956				SECOND QUARTER FISCAL YEAR 1956			
	HOURS FLOWN	AVERAGE AIRCRAFT ON HAND	QUARTER UTILIZATION RATE (HOURS)	LANDINGS	HOURS FLOWN	AVERAGE AIRCRAFT ON HAND	QUARTER UTILIZATION RATE (HOURS)	LANDINGS
OPERATING								
H-13	9,976	82	122	114,742	8,704	83	105	115,525
H-19	18,595	228	82	77,969	7,261	134	54	34,205
H-21	3,203	66	49	13,261	3,600	86	42	13,060
H-34	240	3	80	991	177	3	59	1,610
TARGET	1,757	36		2,065	1,424	27		1,533
QB-17	1,370	26	53	1,510	1,115	21	53	1,115
QF-80	387	10	39	555	309	6	52	418
QB-26	-	-	-	-	-	-	-	-
NON-OPERATING								
TOTAL	5,806	1,777		4,316	5,242	1,979		3,782
BOMBER	777	110		411	549	169		367
B-17	9	3	3	16	5	4	1	7
B-25	-	-	-	-	-	1	-	-
B-26	96	28	3	73	61	76	1	75
B-29	192	14	13	64	117	5	23	30
B-36	23	4	6	12	15	3	5	8
B-45	39	11	35	24	155	11	14	71
B-47	41	10	4	50	9	15	1	6
B-50	14	6	2	8	-	4	-	-
B-57	363	34	11	164	187	50	4	170
B-66	-	-	-	-	-	-	-	-
TANKER	122	44		98	203	49		171
KB-29	20	10	2	17	30	7	4	24
KC-97	102	34	3	81	173	42	4	147
KB-50	-	-	-	-	-	-	-	-
FIGHTER	1,739	993		1,711	1,495	1,130		1,566
F-51	-	3	-	-	1	5	-	-
F-80	4	18	-	5	-	19	-	-
F-84	205	159	1	229	98	279	-	246
F-84F	118	122	1	135	299	232	1	275
F-86	574	363	2	587	360	335	1	452
F-86D	246	189	1	273	136	107	1	160
F-89	348	71	5	241	421	92	5	260
F-94	244	63	4	241	178	45	4	171
F-100	-	5	-	-	2	15	-	2
F-101	-	-	-	-	-	1	-	-
F-102	-	-	-	-	-	-	-	-
RECONNAISSANCE	417	149		219	379	154		244
RB-26	79	6	1	43	27	12	2	14
WB-26	11	1	11	14	6	-	-	8
RB-29	-	1	-	-	6	-	-	1
WB-29	3	1	3	3	-	1	-	-
RB-36	1	1	1	1	1	-	-	1
RB-45	-	2	-	-	17	4	4	9
RB-47	10	2	5	5	-	-	-	-
RB-50	43	1	43	5	77	7	11	14
RB-52	-	-	-	-	-	-	-	-
RB-57	244	32	8	126	159	10	16	91
RB-66	-	-	-	-	-	1	-	-
RC-45	2	-	-	2	-	-	-	-
RC-121	-	2	-	-	-	-	-	-
RF-80	1	20	-	1	3	24	-	7
RF-84	3	73	-	3	74	91	1	91
RF-86	5	1	5	1	1	1	1	1
RT-33	15	6	3	15	7	2	4	6
RC-47	-	-	-	-	1	1	-	1
GRB-36	-	-	-	-	-	-	-	-
WB-50	-	-	-	-	-	-	-	-

AND MODEL OF AIRCRAFT – QUARTERLY — FISCAL YEAR 1956 (CONTINUED)

THIRD QUARTER FISCAL YEAR 1956				FOURTH QUARTER FISCAL YEAR 1956				
HOURS FLOWN	AVERAGE AIRCRAFT ON HAND	QUARTER UTILIZATION RATE (HOURS)	LANDINGS	HOURS FLOWN	AVERAGE AIRCRAFT ON HAND	QUARTER UTILIZATION RATE (HOURS)	LANDINGS	TYPE AND MODEL
ACTIVE								
8,347	86	97	110,919	9,255	92	101	125,693	H-13
6,920	130	53	38,247	8,362	123	68	44,790	H-19
4,920	95	52	23,118	5,819	103	56	24,058	H-21
34	2	17	85	43	1	43	158	H-34
1,389	24		1,484	1,587	28		1,783	TARGET
1,163	19	61	1,175	1,234	19	65	1,323	QB-17
226	5	45	309	331	8	41	438	QF-80
-	-	-	-	22	1	22	22	QB-26
ACTIVE								
23,122	3,276		24,921	37,485	3,003		46,526	TOTAL
1,119	168		501	1,193	167		405	BOMBER
8	2	4	10	-	-	-	-	B-17
1	2	1	1	-	-	-	-	B-25
587	78	8	169	766	94	8	208	B-26
5	2	3	4	-	4	-	-	B-29
17	3	6	5	12	3	4	4	B-36
131	13	10	61	191	10	19	69	B-45
28	18	2	26	45	18	3	39	B-47
13	8	2	12	15	10	2	15	B-50
329	41	8	213	164	27	6	70	B-57
-	1	-	-	-	1	-	-	B-66
187	45		176	188	42		158	TANKER
10	4	3	10	2	1	2	2	KB-29
177	41	4	166	186	40	5	156	KC-97
-	-	-	-	-	1	-	-	KB-50
2,765	1,921		3,115	3,779	1,624		3,836	FIGHTER
2	3	1	2	4	1	4	11	F-51
1	20	-	1	7	21	-	7	F-80
192	383	1	183	391	230	2	707	F-84
722	537	1	1,063	814	443	2	789	F-84F
935	483	2	918	1,763	510	3	1,510	F-86
317	145	2	336	44	74	1	51	F-86D
295	118	3	293	230	95	2	222	F-89
177	100	2	180	326	82	4	331	F-94
121	130	1	138	198	165	1	206	F-100
3	1	3	1	-	1	-	-	F-101
-	1	-	-	2	2	1	2	F-102
527	243		259	1,295	210		668	RECONNAISSANCE
32	11	3	29	13	13	1	8	RB-26
-	1	-	-	8	1	8	6	WB-26
-	-	-	-	-	-	-	-	RB-29
118	5	24	6	225	3	75	24	WB-29
-	-	-	-	-	-	-	-	RB-36
65	3	22	22	29	4	7	12	RB-45
-	2	-	-	1	1	1	1	RB-47
78	12	7	34	43	9	5	35	RB-50
-	-	-	-	-	1	-	-	RB-52
6	3	2	8	6	3	2	3	RB-57
1	1	1	-	20	2	10	10	RB-66
6	3	2	8	2	2	1	2	RC-45
22	5	4	9	51	4	13	21	RC-121
-	44	-	-	43	49	1	27	RF-80
108	151	1	124	563	114	5	457	RF-84
3	2	2	3	10	2	5	11	RF-86
-	-	-	-	-	-	-	-	RT-33
-	-	-	-	4	-	-	6	RC-47
1	-	-	1	-	-	-	-	GRB-36
87	-	-	15	277	2	139	45	WB-50

[redacted]

TABLE 12 — USAF FLIGHT OPERATIONS, WORLD-WIDE BY TYPE

TYPE AND MODEL	FIRST QUARTER FISCAL YEAR 1956: HOURS FLOWN	AVERAGE AIRCRAFT ON HAND	QUARTER UTILIZATION RATE (HOURS)	LANDINGS	SECOND QUARTER FISCAL YEAR 1956: HOURS FLOWN	AVERAGE AIRCRAFT ON HAND	QUARTER UTILIZATION RATE (HOURS)	LANDINGS
	NON-OPERATING							
SEARCH AND RESCUE	104	7		22	91	6		18
SA-16	102	4	26	21	46	3	15	15
SB-17	-	1	-	-	1	-	-	2
SB-29	2	1	2	1	-	-	-	-
SC-47	-	1	-	-	1	1	-	1
SC-54	-	-	-	-	43	1	43	-
SH-19	-	-	-	-	-	1	-	-
SH-21	-	-	-	-	-	-	-	-
CARGO	1,641	172		837	1,541	183		727
C-45	16	18	1	75	29	25	1	31
C-46	1	-	-	1	1	2	1	6
C-47/53	280	21	13	238	392	32	12	202
C-54	380	9	42	104	154	10	15	47
C-74	-	2	-	-	6	2	3	6
C-97	17	7	2	14	37	10	4	29
C-117	7	2	4	17	20	2	10	18
C-118	-	-	-	-	-	-	-	-
C-119	680	55	12	243	662	43	15	233
C-121	-	-	-	-	-	1	-	-
C-123	-	-	-	-	2	1	2	2
C-124	223	52	4	127	216	50	4	148
C-131	18	5	4	13	4	4	1	3
VB-17	17	1	17	3	18	1	18	2
VB-25	2	-	-	2	-	-	-	-
TRAINERS	754	182		436	823	137		346
TB-17	1	1	1	1	2	2	1	3
TB-25	24	18	1	25	25	12	2	32
TB-26	48	6	8	27	73	6	12	44
TB-29	357	14	26	56	454	12	38	50
TB-45	-	-	-	-	-	-	-	-
TB-47	-	4	-	-	-	4	-	-
TB-50	-	-	-	-	1	4	-	1
TC-45	-	1	-	-	1	2	1	-
TC-47	1	-	-	1	-	-	-	-
TH-5	1	1	1	14	-	-	-	-
T-6	12	30	-	15	6	4	2	12
T-11	1	1	1	1	-	-	-	-
T-28	4	5	1	6	13	7	2	19
T-29	-	1	-	-	3	1	3	3
T-33	305	98	3	290	345	82	3	182
MK-4	-	-	-	-	-	-	-	-
LT-6	-	2	-	-	-	1	-	-
COMMUNICATIONS	252	119		582	161	148		343
L-4	5	10	1	6	9	12	1	26
L-5	10	14	1	21	6	12	1	6
L-16	26	38	1	62	29	41	1	54
L-17	-	10	-	-	-	27	-	-
L-18	-	-	-	-	-	-	-	-
L-19	15	7	2	22	-	14	-	-
L-20	21	15	1	12	8	13	1	22
L-21	-	-	-	-	-	-	-	-
L-23	-	1	-	-	-	-	-	-
H-5	3	8	-	14	5	6	1	40
H-13	1	-	-	12	-	1	-	-
H-19	3	11	-	42	20	13	2	82
H-21	168	5	34	391	84	9	9	113
H-34	-	-	-	-	-	-	-	-
TARGET	-	1	-	-	-	3	-	-
QB-17	-	1	-	-	-	3	-	-
QF-80	-	-	-	-	-	-	-	-

Source: Operations Statistics Division, Directorate of Statistical Services, DCS/Comptroller

[redacted]

AND MODEL OF AIRCRAFT – QUARTERLY — FISCAL YEAR 1956 (CONTINUED)

THIRD QUARTER FISCAL YEAR 1956				FOURTH QUARTER FISCAL YEAR 1956				
HOURS FLOWN	AVERAGE AIRCRAFT ON HAND	QUARTER UTILIZATION RATE (HOURS)	LANDINGS	HOURS FLOWN	AVERAGE AIRCRAFT ON HAND	QUARTER UTILIZATION RATE (HOURS)	LANDINGS	TYPE AND MODEL
AIRCRAFT INVENTORY								
105	16		58	513	35		511	SEARCH AND RESCUE
102	9	11	50	255	10	26	88	SA-16
-	-	-	-	-	3	-	-	SB-17
2	1	-	-	-	-	-	-	SB-29
3	3	1	7	176	4	44	24	SC-47
-	1	-	-	12	1	1	1	SC-54
2	2	-	-	10	5	2	27	SH-19
-	-	-	-	71	12	6	371	SH-21
8,000	240	-	5,660	11,063	258	-	6,682	CARGO
53	22	2	63	94	20	5	76	C-45
-	7	-	6	-	11	-	-	C-46
6,853	84	1	5,145	8,337	78	107	5,825	C-47/53
89	14	6	33	121	10	12	49	C-54
-	-	-	-	-	-	-	-	C-74
43	12	4	35	67	13	5	60	C-97
3	1	3	3	7	-	-	6	C-117
-	-	-	-	-	-	-	-	C-118
542	34	16	140	189	47	4	84	C-119
-	-	-	-	-	-	-	-	C-121
37	2	19	9	1,958	13	151	421	C-123
352	52	7	201	269	57	5	140	C-124
20	8	3	24	12	4	3	17	C-131
3	3	-	-	7	5	1	2	VB-17
2	1	2	1	1	-	-	1	VB-25
10,208	435		14,047	17,540	454		29,048	TRAINER
1	2	1	-	-	2	-	4	TB-17
25	15	2	108	25	17	1	31	TB-25
47	7	7	32	85	7	12	50	TB-26
188	21	9	41	147	15	10	220	TB-29
1	1	1	2	8	4	2	7	TB-45
23	6	5	11	31	4	8	28	TB-47
-	4	-	-	10	4	3	6	TB-50
1	2	1	1	4	2	2	5	TC-45
2	1	2	3	4	1	1	1	TC-47
-	-	-	-	-	1	-	-	TH-5
2	1	2	3	56	3	19	106	T-6
-	-	-	-	-	57	-	-	T-11
5	3	2	3	-	4	-	-	T-28
73	10	7	104	32	8	4	45	T-29
7,683	225	34	8,987	10,846	189	57	15,615	T-33
2,157	138	16	4,751	6,286	136	46	12,930	MK-4
-	-	-	-	-	-	-	-	LT-6
199	203		1,094	1,897	206		5,201	COMMUNICATIONS
3	7	-	10	-	5	-	1	L-4
9	17	1	73	4	5	1	18	L-5
24	28	1	41	17	18	1	36	L-16
-	27	-	-	-	25	-	-	L-17
38	40	1	183	1,330	40	33	4,288	L-18
-	28	-	-	-	34	-	-	L-19
22	7	3	21	4	7	1	7	L-20
-	1	-	-	5	6	1	2	L-21
-	-	-	-	-	-	-	-	L-23
7	4	2	65	3	3	1	13	H-5
10	2	5	130	3	11	-	33	H-13
25	14	2	103	6	18	-	53	H-19
61	27	2	468	525	32	16	750	H-21
-	1	-	-	-	2	-	-	H-34
12	5		11	17	7		18	TARGET
-	4	-	-	4	5	1	5	QB-17
12	1	12	11	13	2	7	13	QF-80

1/ Total line does not include inactive flying hours. Flying hours for FY 1956 are: First Quarter 3,414; Second Quarter 3,786; Third Quarter 2,139; and Fourth Quarter 646.

TABLE 13 - SUMMARY OF USAF FLYING HOURS - WORLD WIDE BY TYPE OF ACTIVITY
FISCAL YEARS 1950 - 1956

(This is a new table and does not appear in the previous fiscal year Statistical Digest)

TYPE OF ACTIVITY	FY 1950	FY 1951	FY 1952	FY 1953	FY 1954	FY 1955	FY 1956
TOTAL	3,667,293 a/	5,215,763	7,104,915	8,174,496	8,104,296	8,940,009	8,996,324
OPERATING ACTIVE	3,638,200	5,182,299	7,061,631	8,114,226	8,039,015	8,873,040	8,914,684
Administrative	102,095	164,214	94,305	42,050	42,140	48,283	61,078
Operational Support	1,147,324	1,206,118	1,339,811	1,271,358	981,175	1,284,750	1,358,508
Primary Tactical Unit	947,011	1,822,435	2,237,396	2,305,967	2,495,002	2,791,759	2,921,193
Tactical Unit Support	8,040	131,945	225,297	293,884	333,712	358,572	325,682
Student Training	944,073	1,133,506	2,342,528	3,277,632	3,223,127	3,277,940	3,015,868
MATS - Transport	186,289	297,839	337,538	318,962	371,236	519,982	581,383
MATS - Air Evacuation	-	24,719	51,335	48,894	47,051	41,978	37,128
Combat Crew Training	-	112,642	62,049	61,335	50,003	4,377	4,307
Test	58,908	71,886	78,137	81,688	76,143	22,646	19,082
Test Support	6,623	19,501	30,896	54,600	61,661	94,111	95,050
Special Mission	224,104	197,494	262,339	314,946	331,677	411,609	464,077
MDAP Aircraft	-	-	-	42,910	18,088	17,033	31,328
NON-OPERATING ACTIVE	14,978	18,522	24,730	41,876	39,556	36,378	71,655
Command Support	10,471	6,527	13,477	10,363	11,036	8,762	57,618
Project	4,507	11,995	11,253	2,495	899	1,197	30
Enroute	-	-	-	29,018	27,621	26,419	14,007
INACTIVE	14,115	14,942	18,554	18,394	25,725	30,591	9,985

NOTE: Prior to 1953 Student Training was Flying and Technical Training.
Prior to 1954 Operational Support was Minimum Individual Training.
Prior to 1954 Primary Tactical Unit was Unit Training.
a/ 13,733 hours flown for 1st and 3rd quarters by CAP and Inspector General, not included in total hours flown.
Source: Operations Statistics Division, Directorate of Statistical Services, DCS/Comptroller

TABLE 14 — SUMMARY OF HOURS FLOWN BY USAF AIRCRAFT BY TYPE AND MODEL
FISCAL YEARS 1950–1956

(This is a new table and does not appear in the previous fiscal year Statistical Digest)

TYPE AND MODEL	FY 1950	FY 1951	FY 1952	FY 1953	FY 1954	FY 1955	FY 1956
TOTAL	3,667,293	5,215,763	7,104,915	8,174,496	8,104,296	8,940,009	8,996,324
OPERATING ACTIVE	3,638,200	5,182,299	7,061,631	8,114,226	8,039,015	8,873,040	8,914,684
NON-OPERATING ACTIVE	14,978	18,522	24,730	41,876	39,556	36,378	71,655
INACTIVE	14,115	14,942	18,554	18,394	25,725	30,591	9,985
TOTAL OPERATING ACTIVE	3,638,200	5,182,299	7,061,631	8,114,226	8,039,015	8,873,040	8,914,684
Bomber	268,898	462,268	634,497	661,090	595,422	556,092	578,611
B-17	8,133	8,329	6,967	9,224	26,290	8,137	8,406
B-25	2,257	1,745	1,990	2,324	16,176	1,759	1,890
B-26	36,013	131,033	192,717	195,606	124,797	91,431	35,272
B-29	154,560	218,411	276,752	256,953	122,353	35,886	11,246
B-36	9,920	23,544	38,703	50,715	72,574	78,714	80,516
B-45	6,067	6,869	11,602	9,453	10,603	10,654	10,077
B-47	-	907	12,316	40,862	155,380	293,597	392,445
B-50	51,948	71,397	93,449	95,875	67,001	27,977	2,408
B-52	-	-	-	-	-	-	7,685
B-57	-	-	-	-	248	7,937	27,673
B-66	-	-	-	-	-	-	976
JD-1	-	33	1	78	-	-	-
B-51	-	-	-	-	-	-	17
Tanker	14,223	40,911	73,536	101,319	158,400	256,841	290,669
KB-29	14,223	40,708	59,586	58,225	35,232	36,294	36,860
KB-50	-	-	-	-	-	-	230
KC-97	-	203	13,950	43,094	123,132	220,547	253,579
KC-119	-	-	-	-	36	-	-
Fighter	368,495	805,216	1,039,644	1,199,014	1,264,104	1,315,341	1,347,008
FH-1	-	-	-	-	-	137	-
F-24	4	15	36	-	-	-	-
F-47	24,998	29,153	43,755	18,608	140	-	-
F-51	57,116	189,668	253,934	151,691	12,611	-	-
F-61	3,319	-	-	-	-	-	-
F-80	122,325	228,784	196,642	176,110	49,730	2,231	413
F-82	27,004	22,892	7,059	1,409	482	-	-
F-82(F/G/H)	11,233	-	-	-	-	-	-
F-84(Other)	75,861	196,933	266,664	388,525	354,298	191,075	95,792
F-84F	-	-	-	-	11,548	101,013	180,418
F-86(Other)	46,382	113,732	155,488	303,930	467,287	448,261	340,515
F-86D	-	-	-	-	173,181	363,627	465,829
F-89	-	865	6,466	6,127	33,809	89,667	142,417
F-94	253	23,174	109,600	152,614	160,968	114,634	72,903
F-100	-	-	-	-	18	4,542	46,546
F-101	-	-	-	-	-	-	977
F-102	-	-	-	-	-	65	1,108
MIG-15	-	-	-	-	32	63	23
P2V-5	-	-	-	-	-	26	-
PV7	-	-	-	-	-	-	67
Reconnaissance	83,814	143,972	206,376	228,898	262,783	336,775	368,571
RB-17	15,441	5,388	5,114	4,176	919	366	483
RB-25	874	900	1,045	940	850	679	939
RB-26	7,865	22,045	34,801	38,676	31,656	33,487	28,536
WB-26	-	-	-	1,437	3,200	2,286	2,868
RB-29	41,415	29,629	15,938	13,012	10,949	6,316	2,146
WB-29	-	32,118	51,189	58,521	54,764	57,980	51,160
RB-36	48	8,791	21,986	37,703	48,879	46,699	44,852
RB-45	-	4,213	7,262	5,309	2,777	3,752	3,573
RB-47	-	-	-	499	34,924	86,909	86,419
WB-50	-	-	-	-	-	-	8,822
RB-50	57	5,815	15,260	13,764	14,148	11,299	13,829
RB-52	-	-	-	-	-	439	1,622
RB-57	-	-	-	-	886	4,442	10,499
RB-66	-	-	-	-	-	30	1,365
RC-45	5,109	4,035	2,250	2,107	5,157	5,701	6,002
RC-47	1,171	1,535	2,173	3,080	3,135	3,546	2,867
RC-54	972	470	-	-	-	646	-

TABLE 14 — SUMMARY OF HOURS FLOWN BY USAF AIRCRAFT BY TYPE AND MODEL (CONTINUED)
FISCAL YEARS 1950-1956

(This is a new table and does not appear in the previous fiscal year Statistical Digest)

TYPE AND MODEL	FY 1950	FY 1951	FY 1952	FY 1953	FY 1954	FY 1955	FY 1956
Reconnaissance (Cont'd)							
RC-121	129	8,512	17,032	6,684	1,420	15,529	44,051
RF-51	10,733	20,521	32,037	42,435	47,276	46,150	18,618
RF-80						6,066	34,129
RF-84			289	555	1,635	4,453	5,659
RF-86							127
RT-29							
RT-33					100		
Search and Rescue	42,742	55,482	82,961	100,773	111,466	143,692	158,820
A-10	5,542						
SA-10	2,002	4,324	5,852	904			
A-12	136						
A-16	993						
SA-16	1,647	17,599	38,592	71,304	87,989	87,101	85,609
SB-17	28,912	25,192	26,651	11,642	4,181	2,995	1,177
SB-29	300	4,965	7,108	13,203	13,956	13,696	6,116
SC-46	133	189					
SC-47	744	1,158	3,048	1,966	3,728	38,188	33,391
SC-54			1,055	1,286	1,517	1,712	11,899
SL-5	1,127	902					
SH-5	1,206	1,153	655	468	95		20,628
SH-19							
Cargo	1,374,445	1,844,877	2,177,170	1,991,584	1,971,545	2,295,143	2,363,693
C-45	199,195	201,915	230,082	264,391	285,042	349,760	337,057
C-46	24,159	85,983	178,304	121,453	94,450	55,888	213,333
C-47/53	656,762	844,576	980,616	871,593	743,304	737,540	701,469
C-54	305,750	432,768	451,227	326,624	322,033	339,918	298,589
C-64	763	234					
C-74	9,406	15,589	19,505	12,313	10,411	7,305	12,134
C-82	59,090	50,894	38,484	23,476	4,942	3,401	
C-97	7,489	55,755	77,503	64,616	56,122	64,873	70,563
C-99							652
C-117	8,652	9,015	7,198	7,674	12,170	17,264	16,112
C-118	437	341	305	7,653	21,417	43,535	106,319
C-119	12,848	69,585	92,804	141,523	232,012	281,413	327,430
C-121	12,025	10,286	6,654	6,878	6,920	7,901	29,512
C-122		1,641	2,167	1,707	2,739	4,421	495
C-123					64	690	23,294
C-124	118	14,473	49,435	104,146	179,216	311,383	347,653
C-125							
C-129		56	127	58			
C-130							
C-131							61,370
CB-17	19,222	17,384	16,863	15,325		34,371	
CB-25	51,244	29,530	24,188	20,913		16,322	971
CB-26	7,285	4,740	1,708	1,285		16,582	19,925
CB-29		1		9		656	663
						1,920	2,091
Trainer	1,430,256	1,754,093	2,707,771	3,574,606	3,386,329	3,659,706	3,481,543
TB-17	14,541	9,749	9,680	10,771	9,021	4,637	1,493
TB-25	372,943	444,494	498,839	566,962	485,668	612,604	650,611
TB-26	38,388	50,205	89,140	100,300	89,869	77,914	50,957
TB-29	2,427	11,310	25,537	41,385	44,846	43,928	58,947
TB-45				1,233	1,551	2,689	2,854
TB-47				1,671	14,326	22,675	27,482
TB-50		609	5,873	16,676	25,200	15,896	4,031
TC-45			718	36,703	41,113	45,422	35,673
TC-46		12,351	351				
TC-47	47,106	47,619	51,077	48,939	35,507	26,036	10,803
TC-54			2,216	5,896	6,431	5,355	5,489
TF-47		385	384	29			
TF-51	41,983	38,866	62,124	43,926	7,396		13
TF-80	18,384	25,774	20,974	16,406	302		
TF-86						1,652	2,180
TB-5	81	143	48	184	93	59	
T-28		50					
T-6	841,201	844,511	1,402,126	1,525,492	1,059,551	863,110	353,342
T-7	27,349	33,017	69,933	57,369	11,832	4,780	741
T-11	2,192	29,989	143,113	111,420	29,475	6,049	1,760

TABLE 14 SUMMARY OF HOURS FLOWN BY USAF AIRCRAFT, BY TYPE AND MODEL (CONTINUED)
FISCAL YEARS 1950–1956

(This is a new table and does not appear in the previous fiscal year Statistical Digest)

TYPE AND MODEL	FY 1950	FY 1951	FY 1952	FY 1953	FY 1954	FY 1955	FY 1956
Trainer (Cont'd)							
T-28	740	111,675	117,388	291,978	442,558	477,285	581,957
T-29	773	16,132	13,458	79,691	148,239	224,104	224,566
T-33	22,137	75,569	190,904	616,730	924,924	1,123,265	1,214,593
T-34	-	836	2,009	554	8,427	96,222	239,885
T-35	-	809	1,879	291	-	-	-
T-37	-	-	-	-	-	-	-
MK-4	-	-	-	-	-	6,024	3,449
LT-6	-	-	-	-	-	-	10,683
Communication	53,026	69,341	134,832	252,438	282,311	301,322	319,612
L-4	56	-	-	-	-	-	-
L-5	14,074	14,155	20,011	24,366	8,692	1,843	270
L-13	7,684	10,921	11,402	4,272	3,059	69	-
L-15	93	20	-	-	-	-	-
L-16	14,182	22,706	53,603	3,255	76	-	-
L-17	3,117	4,467	11,104	353	13	-	-
L-18	-	-	-	-	-	6	276
L-19	-	-	-	-	-	-	65
L-20	180	8,366	3,188	103	21,113	35,302	105,619
L-21	366	3,715	41,560	61,304	60,287	57,661	
L-23	2,571	99,689	87,803	85,859	54,010		
L-26	-	-	92	150	-	-	-
LC-126	3,154	2,990	1,391	786	-	-	3,795
LT-6	-	-	14,799	36,076	19,829	14,809	-
H-5	11,347	13,453	13,830	11,860	6,228	3,430	2,460
H-6	125	-	-	-	-	-	-
H-12	-	-	400	198	19	-	-
H-13	2,307	2,919	7,112	15,143	33,024	34,668	36,282
H-18	-	66	126	82	70	-	-
H-19	3	664	3,119	14,007	39,719	60,908	41,138
H-21	-	-	-	274	948	4,026	17,542
H-23	-	816	2,374	329	193	5	-
H-24	-	18	87	41	-	-	-
H-25	-	-	-	-	-	-	-
H-34	-	-	-	310	71	-	-
	1,104	133	469	-	-	110	494
Glider	1,610	265	21	-	-	-	-
G-4	53	-	-	-	-	-	-
G-15	1,465	237	21	-	-	-	-
G-18	92	28	-	-	-	-	-
Aerial Target	691	5,874	4,823	4,504	6,655	8,128	6,157
Q-14	558	358	360	62	52	3	-
QB-17	81	4,990	4,078	3,457	4,223	5,437	4,882
QF-80	52	8	2	694	2,220	2,686	1,253
QT-24	-	-	1	-	-	-	-
QT-33	-	518	382	291	160	2	-
QB-26	-	-	-	-	-	-	22
TOTAL NON-OPERATING ACTIVE	14,978	18,522	24,730	41,876	39,556	36,378	71,655
Bomber	1,845	6,917	9,543	9,582	6,213	4,445	43,638
B-17	23	124	54	11	170	19	22
B-25	42	13	74	5	5	3	1
B-26	236	4,582	6,776	5,958	1,404	388	11,510
B-29	1,343	1,879	1,881	3,016	4,183	3,188	314
B-36	99	22	13	53	51	54	67
B-45	5	13	266	3	200	402	516
B-47	-	-	-	100	174	56	123
B-50	97	284	479	436	26	63	742
B-57	-	-	-	-	-	272	1,043
Tanker	93	284	63	49	500	287	700
KB-29	93	284	51	46	300	113	362
KC-97	-	-	12	3	200	174	638
Fighter	1,419	2,019	4,344	10,373	12,062	10,450	9,778
F-47	173	22	117	81	31	-	-

[redacted]

TABLE 14 — SUMMARY OF HOURS FLOWN BY USAF AIRCRAFT BY TYPE AND MODEL (CONTINUED)
FISCAL YEARS 1950–1956

(This is a new table and does not appear in the previous fiscal year Statistical Digest)

TYPE AND MODEL	FY 1950	FY 1951	FY 1952	FY 1953	FY 1954	FY 1955	FY 1956
Fighter (Cont'd)							
F-51	142	481	782	465	230	49	7
F-80	806	890	332	393	307	65	12
F-82	76	41	11	-	-	-	-
F-82(F/G/H)	32	-	-	-	-	-	-
F-84F	-	-	-	-	2	513	1,953
F-84(Other)	167	450	2,617	6,821	1,670	1,115	886
F-86D	-	-	-	-	238	1,278	743
F-86(Other)	23	99	366	2,110	7,616	4,935	3,632
F-89	-	-	-	164	1,049	2,132	1,294
F-94	-	36	119	339	919	362	925
F-100	-	-	-	-	-	-	321
F-101	-	-	-	-	-	-	3
F-102	-	-	-	-	-	1	2
Reconnaissance	665	1,492	1,001	2,326	2,456	1,819	2,618
RB-17	210	11	9	3	3	4	-
RB-25	-	4	2	-	1	-	-
RB-26	3	456	469	489	910	178	151
RB-29	154	93	113	284	81	61	6
RB-36	-	20	124	50	56	76	3
RB-45	-	-	3	82	23	45	111
RB-47	-	-	-	-	-	17	11
RB-50	7	77	24	141	200	672	241
RB-57	-	-	-	-	3	211	415
RB-66	-	-	-	-	-	-	21
RF-51	5	78	93	83	5	-	-
RF-80	89	256	32	71	426	2	47
RF-84	-	-	-	-	-	22	748
RF-86	-	-	8	11	18	40	19
RC-45	190	27	1	4	40	6	10
RC-47	6	4	-	4	1	-	5
RC-54	1	1	-	-	24	-	-
RC-121	-	-	-	-	-	2	73
WB-26	-	-	-	-	7	7	25
WB-29	-	465	123	1,104	658	402	346
WB-50	-	-	-	-	-	-	364
RT-33	-	-	-	-	-	74	22
Search and Rescue	103	358	657	959	2,639	1,994	813
A-10	16	-	-	-	-	-	-
SA-10	10	12	5	4	-	-	-
SA-16	3	122	226	491	2,167	1,726	505
SB-17	40	120	120	13	4	10	1
SB-29	34	60	305	383	448	220	2
SC-47	-	44	1	63	7	38	179
SC-54	-	-	-	5	12	-	45
SH-5	-	-	-	-	1	-	-
SH-19	-	-	-	-	-	-	10
SH-21	-	-	-	-	-	-	71
Cargo	5,160	5,719	6,349	12,608	7,820	13,946	22,245
C-45	593	620	518	320	164	128	191
C-46	386	23	553	366	97	29	9
C-47/53	2,898	3,422	2,592	2,574	3,093	960	15,862
C-54	702	1,010	1,929	3,621	953	715	744
C-74	26	3	-	11	23	16	6
C-82	195	51	107	104	29	-	-
C-97	17	4	25	96	32	62	164
C-117	11	38	13	10	8	10	37
C-118	4	10	1	-	-	-	1
C-119	-	231	47	4,351	3,128	10,987	2,073
C-122	-	-	-	2	1	5	-
C-123	-	-	-	-	-	1	1,997
C-124	-	-	447	763	292	943	1,060
C-125	-	196	-	-	-	-	-
C-129	-	6	4	-	-	-	-
C-131	-	-	-	-	-	38	54
CB-17	27	47	78	243	-	46	42
CB-25	206	57	32	145	-	6	5
CB-26	95	1	3	-	-	-	-
CB-29	-	-	-	2	-	-	-

[redacted]

TABLE 14 — SUMMARY OF HOURS FLOWN BY USAF AIRCRAFT BY TYPE AND MODEL (CONTINUED)
FISCAL YEARS 1950–1956

(This is a new table and does not appear in the previous fiscal year Statistical Digest)

TYPE AND MODEL	FY 1950	FY 1951	FY 1952	FY 1953	FY 1954	FY 1955	FY 1956
Trainer	5,335	1,322	2,307	5,279	6,812	2,587	29,325
TB-17	11	43	169	168	66	85	13
TB-25	591	405	611	910	237	119	99
TB-26	155	72	114	294	850	172	253
TB-29	21	133	123	238	239	83	1,146
TB-45	-	-	-	-	1	15	9
TB-47	-	-	-	-	30	82	54
TB-50	-	-	-	-	3	32	11
TC-45	-	-	-	5	2	7	6
TC-46	9	-	42	1	-	-	-
TC-47	34	40	7	11	7	12	4
TC-54	-	-	3	10	3	1	-
TF-51	158	140	95	61	38	-	-
TF-80	28	10	19	-	-	-	-
TH-5	-	-	-	-	-	-	1
T-6	3,608	229	116	178	774	241	76
T-7	241	97	184	410	5	-	-
T-11	369	7	373	32	13	2	1
T-28	-	-	88	96	106	56	22
T-29	-	-	-	-	67	35	108
T-33	110	146	348	2,085	4,129	1,645	19,079
MK-4	-	-	-	775	242	-	8,443
TF-47	-	-	15	5	-	-	-
Communication	324	275	459	686	1,033	836	2,509
L-4	30	37	50	57	22	42	17
L-5	43	135	264	115	104	64	29
L-13	243	30	20	17	32	-	-
L-16	-	-	1	120	137	160	96
L-17	-	-	-	-	3	4	-
L-18	-	-	-	-	-	-	1,368
L-19	-	-	-	55	78	24	15
L-20	-	-	16	138	200	47	55
L-21	-	-	-	2	-	-	5
L-23	-	-	-	109	235	9	-
LC-126	-	11	14	-	-	-	-
LT-6	-	-	58	34	2	-	-
H-5	6	62	33	11	8	59	18
H-6	1	-	-	-	-	-	-
H-12	-	-	1	-	1	-	-
H-13	1	-	-	4	88	-	14
H-19	-	-	2	24	21	146	54
H-21	-	-	-	-	102	280	838
H-23	-	-	-	-	-	1	-
Aerial Target	34	136	7	14	21	14	29
QB-17	22	135	2	1	3	9	4
Q-14	12	-	-	-	-	-	-
QF-80	-	-	-	13	18	5	25
QT-33	-	1	5	-	-	-	-

a/ LT-6's reflected in Trainer and Communication type aircraft.
Source: Operations Statistics Division, Directorate of Statistical Services, DCS/Comptroller.

TABLE 15 — USAF AIRCRAFT HOURS FLOWN — BY COMMAND — FY 1956

COMMAND	FISCAL YEAR 1956 TOTAL	JUL 1955	AUG	SEP	OCT	NOV	DEC	JAN 1956	FEB	MAR	APR	MAY	JUN
TOTAL USAF	8,996,324	775,914	810,400	769,458	787,950	697,292	589,423	675,385	667,478	816,030	773804	844,432	788,758
TOTAL CONTINENTAL US	7,154,707	602,115	637,306	613,863	636,242	568,138	469,378	543,745	543,854	643,619	602,062	667,762	626,623
Air Defense	750,793	67,279	71,560	65,470	63,298	56,563	51,578	53,449	56,061	63,244	66,112	69,972	66,207
Air Academy	16,952	1,055	1,591	1,118	1,118	1,192	1,235	1,169	1,343	1,780	1,837	1,908	1,606
Air Materiel	202,576	18,896	18,130	17,531	17,352	16,941	14,566	14,370	14,501	18,708	17,360	17,853	16,368
Air Proving Ground	56,130	4,434	5,066	5,108	4,968	4,627	4,292	3,773	4,503	4,902	4,826	4,820	4,811
Air Research and Development	171,234	14,593	15,469	14,564	14,575	13,878	13,200	12,695	13,365	15,099	13,852	15,636	14,308
Air Training	3,222,182	270,614	200,630	283,693	304,714	251,530	181,385	243,120	241,225	281,271	269,769	307,996	286,235
Air University	94,123	6,220	6,354	7,989	8,855	8,276	6,650	7,624	7,689	9,144	9,068	8,985	7,269
Continental Air	48,450	4,451	4,522	4,016	4,262	3,664	3,243	3,328	3,441	4,276	4,264	4,496	4,487
Headquarters	114,957	9,444	8,875	9,475	12,251	8,717	7,815	7,829	9,181	10,367	8,492	12,534	9,977
Military Air Transport Service	819,278	68,415	68,808	68,807	68,426	67,877	65,128	66,769	64,059	70,476	67,168	73,664	69,681
Strategic Air	1,115,925	84,020	84,769	88,108	92,725	88,852	81,770	91,418	88,573	114,003	95,259	102,873	103,555
United States Air Force Security Service	2,624	309	224	209	308	212	157	197	193	167	179	285	184
Tactical Air	534,039	50,365	49,082	46,577	43,390	45,809	38,359	38,004	39,720	50,182	43,876	46,740	41,935
Civil Air Patrol	5,444	2,020	2,226	1,198	-	-	-	-	-	-	-	-	-
TOTAL OVERSEAS	1,841,617	173,799	173,094	155,595	151,708	129,154	120,045	131,640	123,624	172,411	171,742	176,670	162,135
Alaskan Air	92,806	9,389	9,702	8,784	7,340	5,952	4,021	4,884	5,249	9,356	10,433	9,572	8,124
Air Materiel	19,034	178	199	130	1,103	1,145	980	2,428	2,297	2,668	2,444	2,807	2,655
Air Research and Development	9,262	513	602	480	511	588	578	548	395	754	1,566	1,444	1,283
Caribbean Air	18,044	1,845	1,470	1,546	1,436	1,308	1,758	1,437	1,282	1,496	1,474	1,506	1,486
United States Air Forces in Europe	621,640	54,568	58,458	52,314	53,463	46,746	38,431	43,958	33,589	61,372	59,651	62,026	57,064
Far East Air Forces	504,307	49,070	46,682	43,181	44,032	33,953	30,183	37,725	39,510	44,530	46,520	47,280	41,641
Headquarters	30,095	2,243	2,033	2,220	3,029	2,460	2,680	2,745	2,299	2,712	2,303	2,667	2,704
Military Air Transport Service	271,126	25,830	26,904	23,671	22,759	20,739	20,027	20,328	20,632	21,964	22,498	23,227	22,547
Northeast Air	69,814	7,294	7,162	7,178	4,954	3,519	4,418	3,728	3,655	5,068	7,323	8,441	7,074
Strategic Air	162,559	20,871	17,317	14,142	11,292	10,716	10,097	8,050	10,390	17,220	12,527	14,747	15,190
Tactical Air	34,700	1,392	1,860	1,347	1,190	1,514	6,381	5,003	3,584	4,560	4,189	2,177	1,503
Joint U.S. Military Group, Air Administration	4,955	371	394	358	315	249	230	446	514	391	520	502	665
Air Defense	2,238	192	281	244	146	190	183	190	143	194	163	173	139
United States Air Force Security Service	964				138	75	78	170	85	126	131	101	60
Civil Air Patrol	73	43	30										

Source: Operations Statistics Division, Directorate of Statistical Services, DCS/Comptroller.

Safety

PART III

SAFETY

The data presented on this category are subdivided into two sections: Flying Safety and Ground Safety.

FLYING SAFETY

The content of this section presents data on aircraft accidents which occurred in the United States Air Force and the Air National Guard during Fiscal Year 1956. USAF, command, and aircraft type and model totals include flying time and accidents of Air Force Reserve aircraft, ANG aircraft, and the Navy units flying for the Military Air Transport Service.

During Fiscal Year 1956, all accidents, major and minor, totalled 1,771. These accident statistics are reflected herein by command, by type and model of aircraft involved, by phase of operation in which the accident occurred, by the factors causing the accident and by the conditions affecting the accident. All rates are expressed in number of accidents per 100,000 flying hours.

AIRCRAFT ACCIDENT:
An event not caused directly by enemy action, involving one or more Air Force aircraft (including ANG aircraft) that occurs between the time the engine(s) is started for the purpose of commencing flight and the time when the aircraft lands and comes to rest with the engine(s) stopped for normal deplaning, and which results in minor, substantial damage or destruction of the aircraft.

MAJOR ACCIDENTS:
When the aircraft is destroyed or receives substantial damage.

ALL ACCIDENTS:
As used herein is the total of major plus minor accidents. A minor accident is one which the aircraft receives minor damage.

FATAL ACCIDENT:
In which any person receives fatal injuries.

FATAL:
A fatal injury that results in death because of major injuries received in the accident or the complications arising therefrom. Fatalities enumerated include all persons killed and/or missing as a result of USAF aircraft accidents. Pilot fatalities apply to USAF pilots only.

MISSION:
The primary objective or purpose for which a flight was undertaken. The mission classifications used herein conform with the AFR 65-110 mission categories.

BAILMENT AND/OR LOAN:
Accidents in aircraft which are on bailment contract or on loan are included in the total number of accidents appearing in this section. However, flying time is not available for bailment/loan aircraft, and accidents in these planes have not been included in rate computations.

Data in this section secured from the Directorate of Flight Safety Research, Office of the Inspector General, Norton Air Force Base, California.

TABLE 16 — FLYING HOURS, NUMBER AND RATES OF MAJOR ACCIDENTS, FATAL ACCIDENTS AND FATALITIES 1921 THROUGH 1956

(Rates computed on the basis of 100,000 Flying Hours)

YEAR	FLYING HOURS	MAJOR ACCIDENTS		FATAL ACCIDENTS		FATALITIES	
		Number	Rate	Number	Rate	Number	Rate
	WORLD-WIDE USAF						
Fiscal Years:							
1921	77,351	361	467	45	58	73	94
1922	65,214	330	506	24	37	44	68
1923	65,750	283	430	33	50	58	88
1924	97,834	275	281	23	24	34	35
1925	150,319	311	207	30	20	40	27
1926	158,402	334	211	27	17	43	27
1927	140,906	227	161	28	20	43	31
1928	182,903	249	136	25	14	27	15
1929	263,381	390	148	43	16	62	24
1930	325,223	468	144	37	11	52	16
1931	396,961	456	115	21	5	26	7
1932	371,254	423	114	32	9	49	13
1933	432,966	442	102	28	7	46	11
1934	374,235	412	110	35	9	54	14
1935	449,583	453	101	33	7	47	11
1936	518,749	430	83	42	8	59	11
1937	520,493	358	69	27	5	48	9
1938	598,907	375	63	38	6	62	10
1939	729,225	389	53	32	4	52	7
1940	937,922	478	51	46	5	90	10
1941	2,388,046	1,515	63	143	6	252	11
	CONTINENTAL a/						
Calendar Years:							
1942	14,246,366	10,090	71	1,116	8	2,384	17
1943	32,064,789	20,389	64	2,264	7	5,603	17
1944	35,503,205	16,128	45	1,936	5	4,973	14
1945	15,052,224	6,661	44	804	5	2,174	14
	WORLD-WIDE USAF						
1946	3,624,792	2,194	61	274	8	879	24
1947 b/	3,516,141	1,555	44	205	6	584	17
1948	4,437,509	1,783	40	243	5	619	14
1949	4,699,897	1,731	37	245	5	577	12
1950 c/	4,780,949	1,744	36	267	6	781	16
1951	6,660,848	2,184	33	370	6	1,015	15
1952	7,972,482	2,274	29	399	5	1,214	15
1953	8,498,019	2,075	24	433	5	949	11
1954	9,159,967	1,873	20	377	4	797	9
1955	9,626,662	1,664	17	343	4	829	9
1956	9,706,496	1,579	15	324	3	749	8

a/ Overseas Accidents were not reported during war years.

b/ Accident data for the Air National Guard are included since 1947. This tabulation may, therefore, not necessarily agree with data published in prior years which excluded the ANG.

c/ Accidents and Flying Hours of Navy Units flying for MATS included since 1950.

Source: D/Flight Safety Research - The Inspector General.

TABLE 17 — USAF AND ANG AIRCRAFT ACCIDENTS AND RATES — BY COMMAND — FY 1956

(Includes hours and accidents in the Air Force Reserve, MATS Navy Units, and Civil Air Patrol Aircraft in the USAF inventory. Rates are expressed in accidents per 100,000 hours.)

COMMAND	FLYING HOURS a/	MAJOR ACCIDENTS		FATAL ACCIDENTS		FATALITIES		AIRCRAFT DESTROYED		ALL ACCIDENTS	
		Number	Rate	Number	Rate	Number	Rate	Number	Rate	Number	Rate
TOTAL - FY 1956	9,706,496	1,519	15	324	3	749	8	741	8	1,771	18
1st Quarter	2,552,225	430	17	77	3	251	10	208	8	509	20
2nd Quarter	2,216,631	349	15	78	4	162	7	173	8	402	18
3rd Quarter	2,312,488	348	15	90	4	193	8	183	8	410	18
4th Quarter	2,625,152	392	15	79	3	143	5	177	7	450	17
AIR ACADEMY - TOTAL	16,952	7	41	2	12	3	18	6	35	7	41
1st Quarter	3,764	1	27	-	-	-	-	1	27	1	27
2nd Quarter	3,545	4	113	1	28	1	28	3	85	4	113
3rd Quarter	4,292	1	23	1	23	2	47	1	23	1	23
4th Quarter	5,351	1	19	-	-	-	-	1	19	1	19
AIR DEFENSE COMMAND - TOTAL	753,045	155	21	38	5	56	7	82	11	174	23
1st Quarter	205,026	32	16	5	2	8	4	13	6	38	19
2nd Quarter	171,972	31	18	9	5	12	7	20	12	38	22
3rd Quarter	173,281	44	25	13	8	18	10	26	15	46	27
4th Quarter	202,766	48	24	11	5	18	9	23	11	52	26
AIR MATERIEL COMMAND - TOTAL	221,939	53	16	6	2	26	10	15	5	57	17
1st Quarter	55,164	14	18	2	2	3	4	5	7	16	18
2nd Quarter	52,248	15	15	1	2	1	2	3	4	15	15
3rd Quarter	55,040	13	20	3	4	22	36	6	9	15	24
4th Quarter	59,487	11	12	-	-	-	-	1	2	11	12
AIR PROVING GROUND - TOTAL	56,130	11	20	2	4	3	5	6	11	16	29
1st Quarter	14,608	5	34	-	-	-	-	1	7	6	41
2nd Quarter	13,887	2	14	1	7	2	14	2	14	5	36
3rd Quarter	13,178	2	15	1	8	1	8	2	15	2	15
4th Quarter	14,457	2	14	-	-	-	-	1	7	3	21
AIR RESEARCH & DEVELOPMENT - TOTAL	180,494	29	16	5	3	19	11	11	6	36	20
1st Quarter	46,219	10	22	1	2	3	6	3	6	13	28
2nd Quarter	43,330	9	21	-	-	-	-	2	5	9	21
3rd Quarter	42,856	6	14	3	7	14	33	4	9	7	16
4th Quarter	48,089	4	8	1	2	2	4	2	4	7	15
AIR TRAINING COMMAND - TOTAL	3,222,244	426	13	74	2	122	4	178	6	503	16
1st Quarter	854,999	132	15	16	2	26	3	54	6	155	18
2nd Quarter	737,629	93	13	16	2	23	3	31	4	105	14
3rd Quarter	765,616	93	12	23	3	43	6	50	7	115	15
4th Quarter	864,000	108	13	19	2	30	3	43	5	128	15
AIR UNIVERSITY - TOTAL	94,123	2	2	1	1	2	2	1	1	3	3
1st Quarter	20,563	1	5	1	5	2	10	1	5	2	10
2nd Quarter	23,781	-	-	-	-	-	-	-	-	-	-
3rd Quarter	24,457	-	-	-	-	-	-	-	-	-	-
4th Quarter	25,322	1	4	-	-	-	-	-	-	1	4
ALASKAN AIR COMMAND - TOTAL	92,806	32	34	6	6	19	20	13	14	33	36
1st Quarter	27,875	11	39	3	11	16	57	6	22	11	39
2nd Quarter	17,313	5	29	1	6	1	6	4	23	5	29
3rd Quarter	19,489	6	31	-	-	-	-	-	-	6	31
4th Quarter	28,129	10	36	2	7	2	7	3	11	11	39
CARIBBEAN AIR COMMAND - TOTAL	18,044	1	6	-	-	-	-	1	6	1	6
1st Quarter	4,861	-	-	-	-	-	-	-	-	-	-
2nd Quarter	4,502	-	-	-	-	-	-	-	-	-	-
3rd Quarter	4,215	-	-	-	-	-	-	-	-	-	-
4th Quarter	4,466	1	22	-	-	-	-	1	22	1	22
CONTINENTAL AIR COMMAND - TOTAL	288,564	44	15	9	3	20	7	18	6	56	19
1st Quarter	84,137	15	18	5	6	15	18	11	13	21	25
2nd Quarter	57,258	11	19	3	5	4	7	4	7	14	24
3rd Quarter	61,234	6	10	1	2	1	2	1	2	8	13
4th Quarter	85,935	12	14	-	-	-	-	2	2	13	15
FAR EAST AIR FORCES - TOTAL	501,303	129	26	36	7	75	15	81	16	153	31
1st Quarter	135,929	36	26	5	4	23	17	18	13	43	32
2nd Quarter	108,168	32	30	11	10	24	22	25	23	36	33
3rd Quarter	121,765	28	23	10	8	13	11	22	18	36	30
4th Quarter	135,441	33	24	10	7	15	11	16	12	38	28

[redacted]

TABLE 17 — USAF AND ANG AIRCRAFT ACCIDENTS AND RATES — BY COMMAND — FY 1956 (CONT)

COMMAND	FLYING HOURS a/	MAJOR ACCIDENTS		FATAL ACCIDENTS		FATALITIES		AIRCRAFT DESTROYED		ALL ACCIDENTS	
		Number	Rate	Number	Rate	Number	Rate	Number	Rate	Number	Rate
HEADQUARTERS COMMAND - TOTAL	149,065	6	4	2	1	3	2	3	2	9	6
1st Quarter	39,807	4	10	2	5	3	8	3	8	4	10
2nd Quarter	36,952	-	-	-	-	-	-	-	-	-	-
3rd Quarter	35,133	2	6	-	-	-	-	-	-	3	9
4th Quarter	37,173	-	-	-	-	-	-	-	-	2	5
MILITARY AIR TRANSPORT SERVICE - TOTAL	1,171,485	55	5	15	1	63	5	19	2	60	5
1st Quarter	300,557	13	4	4	1	21	7	4	1	13	4
2nd Quarter	283,507	21	7	6	2	30	11	8	3	22	8
3rd Quarter	286,751	11	4	3	1	8	3	3	1	14	5
4th Quarter	300,670	10	3	2	1	4	1	4	1	11	4
NORTHEAST AIR COMMAND - TOTAL	69,814	12	17	2	3	3	4	4	6	12	17
1st Quarter	21,634	2	9	-	-	-	-	1	5	2	9
2nd Quarter	12,891	2	16	-	-	-	-	-	-	2	16
3rd Quarter	12,451	4	32	1	8	1	8	1	8	4	32
4th Quarter	22,838	4	18	1	4	2	9	2	9	4	18
STRATEGIC AIR COMMAND - TOTAL	1,276,836	113	9	34	3	123	10	74	6	141	11
1st Quarter	307,579	18	6	5	2	19	6	12	4	28	9
2nd Quarter	295,452	30	10	9	3	39	13	22	7	38	13
3rd Quarter	329,654	36	11	10	3	28	8	22	7	43	13
4th Quarter	344,151	29	8	10	3	37	11	18	5	32	9
TACTICAL AIR COMMAND - TOTAL	568,739	139	24	34	6	61	11	79	14	160	28
1st Quarter	150,623	46	31	13	9	27	18	31	21	51	34
2nd Quarter	136,643	35	26	8	6	11	8	18	13	44	32
3rd Quarter	141,053	30	21	7	5	13	9	14	10	34	24
4th Quarter	140,420	28	20	6	4	10	7	16	11	31	22
U.S. AIR FORCES IN EUROPE - TOTAL	621,550	134	22	26	4	96	15	74	12	159	26
1st Quarter	165,340	36	22	9	5	75	45	22	13	44	27
2nd Quarter	138,550	28	20	6	4	16	12	16	12	31	22
3rd Quarter	138,919	29	21	3	2	5	4	11	8	34	24
4th Quarter	178,741	41	23	8	4	10	6	25	14	50	28
MISCELLANEOUS b/ - TOTAL	14,622	4	27	2	14	4	27	2	14	4	27
1st Quarter	3,091	-	-	-	-	-	-	-	-	-	-
2nd Quarter	3,033	-	-	-	-	-	-	-	-	-	-
3rd Quarter	3,618	2	55	1	28	3	83	1	28	2	55
4th Quarter	4,880	2	41	1	20	1	20	1	20	2	41
AIR NATIONAL GUARD - TOTAL	388,741	144	37	24	6	36	9	59	15	160	41
1st Quarter	110,446	48	43	5	5	8	7	19	17	52	47
2nd Quarter	75,970	26	34	5	7	7	9	12	16	29	38
3rd Quarter	79,486	29	36	7	9	11	14	13	16	34	43
4th Quarter	122,836	41	33	7	6	10	8	15	12	45	37
USAF-AT-LARGE c/ - TOTAL	-	23	-	6	-	15	-	15	-	27	-
1st Quarter	-	6	-	1	-	2	-	3	-	9	-
2nd Quarter	-	5	-	1	-	1	-	3	-	5	-
3rd Quarter	-	6	-	3	-	10	-	6	-	6	-
4th Quarter	-	6	-	1	-	2	-	3	-	7	-

a/ Flying hours include 81,081 hours flown by Navy for MATS.

b/ USAF Security Service, Joint U.S. Military Group (Air Administration) Spain and hours flown by USAF crew delivering aircraft to overseas MDAP recipients.

c/ For statistical purposes accidents during ferrying in aircraft possessed by one command but operated by another are not charged to a specific command, but are included in the USAF totals.

Source: D/Flight Safety Research - The Inspector General

[redacted]

TABLE 18 — USAF AND ANG AIRCRAFT ACCIDENTS AND RATES — BY TYPE AND MODEL — FY 1956

(For comparative purposes to the previous fiscal year table, see Table 21, SDFY 55).
(Includes hours and accidents in the Air Force Reserve, MATS Navy Units, and Civil Air Patrol Aircraft in the USAF Inventory. Rates are expressed in accidents per 100,000 hours.)

TYPE AND MODEL	FLYING HOURS	MAJOR ACCIDENTS		FATAL ACCIDENTS		FATALITIES		AIRCRAFT DESTROYED		ALL ACCIDENTS	
	Number	Number	Rate	Number	Rate	Number	Rate	Number	Rate	Number	Rate
TOTAL FY 1956	9,706,496	1,519	15	324	3	749	8	741	8	1,771	18
FIRST QUARTER - TOTAL	2,552,225	430	17	77	3	251	10	208	8	509	20
BOMBER - TOTAL	461,191	42	9	7	2	37	8	16	3	54	11
Jet - (Sub Total)	132,472	17	12	3	2	7	5	6	5	24	17
B-45	4,175	3	48	-	-	-	-	1	24	3	72
B-47	117,248	7	6	1	1	3	3	2	2	13	11
B-51	16	-	-	-	-	-	-	-	-	-	-
B-52	1,651	-	-	-	-	-	-	-	-	-	-
B-57	9,164	7	76	2	22	3	33	3	33	7	76
B-66	218	-	-	-	-	-	-	-	-	-	-
Non-Jet - (Sub Total)	328,719	25	7	4	1	30	9	10	3	30	9
B-17	6,938	2	29	-	-	-	-	-	-	2	29
B-25	179,518	5	3	1	1	11	6	3	2	5	3
B-26	56,759	11	19	2	4	11	11	6	11	14	25
B-29	46,922	5	9	1	2	13	28	1	2	6	11
B-36	31,697	1	3	-	-	-	-	-	-	2	6
B-50	6,885	1	15	-	-	-	-	-	-	1	15
CARGO - TOTAL	676,112	25	4	8	1	117	17	14	2	32	5
Jet - (Sub Total)	1,392	-	-	-	-	-	-	-	-	-	-
YC-97J	152	-	-	-	-	-	-	-	-	-	-
YC-130/C-130A	19	-	-	-	-	-	-	-	-	-	-
YC-131C	1,221	-	-	-	-	-	-	-	-	-	-
Non-Jet - (Sub Total)	674,720	25	4	8	1	117	17	14	2	32	5
C-46	33,577	3	9	1	3	26	11	2	6	3	9
C-47/53 (C-117)	232,385	12	5	3	1	12	5	5	2	12	5
C-54 (R5D)	81,942	1	1	-	-	-	-	-	-	1	1
C-74	1,516	-	-	-	-	-	-	-	-	-	-
C-97 (Excl. YC-97J)	75,436	2	3	1	1	10	13	2	3	2	3
C-99	357	-	-	-	-	-	-	-	-	-	-
C-118 (R6D)	29,864	-	-	-	-	-	-	-	-	-	-
C-119	88,890	5	6	3	3	80	90	4	4	11	12
C-121 (R7V1)	20,102	-	-	-	-	-	-	-	-	-	-
C-122	511	-	-	-	-	-	-	-	-	-	-
C-123	2,273	-	-	-	-	-	-	-	-	-	-
C-124	93,119	2	2	1	1	1	1	1	1	2	2
C-131 (Excl. YC-131C)	14,748	-	-	-	-	-	-	-	-	1	7
FIGHTER - TOTAL	442,015	192	43	32	7	40	9	106	24	222	50
Jet - (Sub Total)	432,995	187	43	31	7	39	9	103	24	217	50
F-80	31,836	12	38	2	6	7	22	6	19	14	44
F-84F	50,407	41	77	9	16	10	18	29	56	48	91
F-84 (Other)	36,477	8	22	1	3	1	3	3	8	10	27
F-86D	127,787	30	23	2	2	2	2	15	12	33	26
F-86H	11,487	8	70	2	17	2	17	3	26	10	87
F-86 (Other)	97,923	55	56	10	10	9	9	34	35	62	63
F-89	37,855	11	29	3	8	6	16	5	13	15	40
F-94C	121,134	9	7	-	-	-	-	2	9	10	47
F-94 (Other)	11,039	7	63	1	9	1	9	3	27	9	72
F-100	7,027	6	85	1	14	1	14	3	43	6	85
F-101	1	-	-	-	-	-	-	-	-	-	-
F-102	22	-	-	-	-	-	-	-	-	-	-
Non-Jet - (Sub Total)	9,020	5	55	1	11	1	11	3	33	5	55
F-51	9,020	5	55	1	11	1	11	3	33	5	55
TRAINER - TOTAL	864,551	146	17	25	3	44	5	61	7	170	20
Jet - (Sub Total)	337,849	97	29	18	5	33	10	44	13	108	32
T-33	337,849	97	29	18	5	33	10	44	13	108	32
Non-Jet - (Sub Total)	526,702	49	9	7	1	11	2	17	3	62	12
T-6	150,088	25	17	5	3	5	3	7	5	29	19
T-7	496	1	202	-	-	-	-	1	202	1	202
T-11	686	-	-	-	-	-	-	-	-	-	-
T-28	141,363	13	9	3	2	4	3	4	3	14	10
T-29	61,452	-	-	-	-	-	-	-	-	-	-
T-34	48,026	3	6	1	2	-	-	-	-	7	15
C-45	122,308	6	5	2	2	4	3	4	3	9	7
MK-4	2,283	1	44	1	44	2	88	1	44	2	88

[redacted]

TABLE 18 — USAF AND ANG AIRCRAFT ACCIDENTS AND RATES — BY TYPE AND MODEL — FY 1956 (CONT)

TYPE AND MODEL	FLYING HOURS	MAJOR ACCIDENTS		FATAL ACCIDENTS		FATALITIES		AIRCRAFT DESTROYED		ALL ACCIDENTS	
		Number	Rate	Number	Rate	Number	Rate	Number	Rate	Number	Rate
FIRST QUARTER (CONT'D)											
LIAISON - TOTAL	50,537	7	14	2	4	5	10	5	10	10	20
L-4	5	-	-	-	-	-	-	-	-	-	-
L-5	92	1	*	1	*	2	*	1	*	1	*
L-16	32	-	-	-	-	-	-	-	-	-	-
L-17	41	-	-	-	-	-	-	-	-	-	-
L-18	62	-	-	-	-	-	-	-	-	-	-
L-19	16,409	-	-	-	-	-	-	-	-	1	6
L-20	16,053	4	25	1	6	3	19	3	19	5	31
L-21	17,635	2	11	-	-	-	-	1	6	3	17
L-26	208	-	-	-	-	-	-	-	-	-	-
HELICOPTER - TOTAL	33,139	15	45	2	6	3	9	5	15	16	45
H-5	802	-	-	-	-	-	-	-	-	-	-
H-13	9,992	5	50	2	20	3	30	4	40	5	50
H-19	18,598	6	32	-	-	-	-	-	-	6	32
H-21	3,507	4	114	-	-	-	-	1	29	4	114
H-34	240	-	-	-	-	-	-	-	-	-	-
H-39	-	-	-	-	-	-	-	-	-	1	-
MISCELLANEOUS - TOTAL	24,680	3	12	1	4	5	20	1	4	5	20
A-16	24,669	3	12	1	4	5	20	1	4	5	20
G-15	11	-	-	-	-	-	-	-	-	-	-
SECOND QUARTER - TOTAL	2,216,631	349	15	78	4	162	7	173	8	402	18
BOMBER - TOTAL	406,523	38	9	13	3	35	9	23	6	46	11
Jet - (Sub Total)	131,254	23	17	10	8	25	19	14	11	28	21
B-45	4,141	2	48	-	-	-	-	-	-	3	72
B-47	114,404	11	9	5	4	18	16	9	8	15	12
B-51	3	-	-	-	-	-	-	-	-	-	-
B-52	2,889	-	-	-	-	-	-	-	-	-	-
B-57	9,423	10	106	5	53	7	74	5	53	10	106
B-66	394	-	-	-	-	-	-	-	-	-	-
Non-Jet - (Sub Total)	275,269	15	5	3	1	10	4	9	3	18	7
B-17	5,253	-	-	-	-	-	-	-	-	-	-
B-25	154,625	6	4	1	1	1	1	3	2	6	4
B-26	38,772	6	15	2	5	4	10	4	10	6	15
B-29	42,189	2	5	-	-	5	12	2	5	3	7
B-36	29,883	-	-	-	-	-	-	-	-	2	7
B-50	4,547	1	22	-	-	-	-	-	-	1	22
CARGO - TOTAL	615,886	21	3	7	1	44	7	9	1	30	5
Jet - (Sub Total)	1,794	1	-	-	-	-	-	-	-	1	-
YC-97J	505	-	-	-	-	-	-	-	-	-	-
YC-130/C-130A	27	1	-	-	-	-	-	-	-	1	-
YC-131C	1,262	-	-	-	-	-	-	-	-	-	-
Non-Jet - (Sub Total)	614,092	20	3	7	1	44	7	9	1	29	5
C-46	21,797	2	5	-	-	-	-	-	-	2	5
C-47/53 (C-117)	196,067	4	2	2	1	8	4	2	1	5	3
C-54 (R5D)	76,931	3	4	2	3	23	30	2	3	3	4
C-74	567	-	-	-	-	-	-	-	-	-	-
C-97 (Excl YC-97J)	74,690	1	1	-	-	-	-	-	-	2	3
C-99	277	-	-	-	-	-	-	-	-	-	-
C-118 (R6D)	34,415	1	3	-	-	-	-	-	-	1	3
C-119	80,748	6	7	1	1	1	1	4	5	11	14
C-121 (R7V1)	22,753	-	-	-	-	-	-	-	-	1	4
C-123	4,691	-	-	-	-	-	-	-	-	1	21
C-124	86,234	3	3	2	2	12	14	1	1	3	3
C-131 (Excl. YC-131C)	14,922	-	-	-	-	-	-	-	-	-	-
FIGHTER - TOTAL	356,313	180	49	40	11	57	16	104	29	198	54
Jet - (Sub Total)	352,482	179	50	40	11	57	16	104	29	197	55
F-80	18,799	11	59	3	16	3	16	5	27	12	64
F-84F	49,794	47	92	8	16	22	44	28	56	52	102
F-84 (Other)	28,850	8	28	2	7	2	7	5	17	9	31
F-86D	107,110	37	34	8	7	8	7	24	21	41	37
F-86H	14,377	4	28	2	14	2	14	3	21	6	42
F-86 (Other)	71,596	33	46	10	14	10	14	21	29	35	49
F-89	28,470	9	32	3	11	5	18	7	25	9	32
F-94C	17,406	9	52	2	11	3	17	3	17	10	57
F-94 (Other)	7,821	5	64	1	13	1	13	2	26	6	77
F-100	7,901	15	177	1	13	1	13	6	76	16	190
F-101	348	-	-	-	-	-	-	-	-	-	-
F-102	10	1	-	-	-	-	-	-	-	1	-

[redacted]

TABLE 18 — USAF AND ANG AIRCRAFT ACCIDENTS AND RATES — BY TYPE AND MODEL — FY 1956 (CONT)

TYPE AND MODEL	FLYING HOURS	MAJOR ACCIDENTS		FATAL ACCIDENTS		FATALITIES		AIRCRAFT DESTROYED		ALL ACCIDENTS	
		Number	Rate	Number	Rate	Number	Rate	Number	Rate	Number	Rate
SECOND QUARTER (CONT'D)											
FIGHTER (CONT'D)											
Non-Jet - (Sub Total)	3,831	1	26	-	-	-	-	-	-	1	26
F-51	3,831	1	26	-	-	-	-	-	-	1	26
TRAINER - TOTAL	744,023	100	13	17	2	25	3	33	4	118	16
Jet - (Sub Total)	299,523	69	23	13	4	19	6	24	8	83	28
T-33	299,523	69	23	13	4	19	6	24	8	83	28
Non-Jet - (Sub Total)	444,500	31	7	4	1	6	1	9	2	35	8
T-6	114,185	14	12	1	1	2	2	3	3	15	13
T-7	249	-	-	-	-	-	-	-	-	-	-
T-11	623	-	-	-	-	-	-	-	-	-	-
T-28	129,367	11	9	2	2	2	2	3	2	13	10
T-29	52,388	-	-	-	-	-	-	-	-	-	-
T-34	46,362	1	2	-	-	-	-	-	-	1	2
C-45	100,160	5	5	1	1	2	2	3	3	5	5
MK-4	1,166	-	-	-	-	-	-	-	-	1	86
LIAISON - TOTAL	46,130	4	9	-	-	-	-	2	4	4	9
L-4	9	-	-	-	-	-	-	-	-	-	-
L-5	157	1	637	-	-	-	-	1	637	1	637
L-16	39	-	-	-	-	-	-	-	-	-	-
L-17	90	-	-	-	-	-	-	-	-	-	-
L-18	3	-	-	-	-	-	-	-	-	-	-
L-19	16,576	1	6	-	-	-	-	1	6	1	6
L-20	12,667	2	16	-	-	-	-	-	-	2	16
L-21	15,694	-	-	-	-	-	-	-	-	-	-
L-26	895	-	-	-	-	-	-	-	-	-	-
HELICOPTER - TOTAL	26,428	6	23	1	4	1	4	2	8	6	23
H-5	560	1	179	-	-	-	-	-	-	1	179
H-13	8,716	-	-	-	-	-	-	-	-	-	-
H-19	13,255	3	23	1	8	1	8	2	15	3	23
H-21	3,720	2	54	-	-	-	-	-	-	2	54
H-34	177	-	-	-	-	-	-	-	-	-	-
MISCELLANEOUS - TOTAL	21,328	-	-	-	-	-	-	-	-	-	-
A-16	21,253	-	-	-	-	-	-	-	-	-	-
G-15	8	-	-	-	-	-	-	-	-	-	-
P2V7	67	-	-	-	-	-	-	-	-	-	-
THIRD QUARTER - TOTAL	2,312,488	348	15	90	4	193	8	183	8	410	18
BOMBER - TOTAL	430,390	39	9	18	4	67	15	24	6	45	10
Jet - (Sub Total)	146,013	20	14	10	7	34	23	13	9	25	17
B-45	3,653	3	82	1	27	3	82	1	27	3	82
B-47	130,352	9	7	6	5	23	18	8	6	14	11
B-51	17	1	*	1	*	2	*	1	*	1	*
B-52	2,646	1	38	1	38	4	151	1	38	1	38
B-57	8,751	6	69	1	11	2	23	2	23	6	69
B-66	594	-	-	-	-	-	-	-	-	-	-
Non-Jet - (Sub Total)	284,377	19	6	8	2	33	11	11	4	20	7
B-17	4,702	-	-	-	-	-	-	-	-	-	-
B-25	162,566	8	5	4	2	15	9	5	3	8	5
B-26	35,809	5	14	2	6	5	14	3	8	6	17
B-29	41,236	1	2	-	-	-	-	-	-	1	2
B-36	33,007	4	9	1	3	2	6	2	6	4	9
B-50	7,057	1	14	1	14	11	156	1	14	1	14
CARGO - TOTAL	636,082	31	5	5	1	27	4	10	2	42	7
Jet - (Sub Total)	1,006	-	-	-	-	-	-	-	-	-	-
YC-97J	612	-	-	-	-	-	-	-	-	-	-
YC-121F	371	-	-	-	-	-	-	-	-	-	-
YC-130/C-130A	17	-	-	-	-	-	-	-	-	-	-
YC-131C	6	-	-	-	-	-	-	-	-	-	-
Non-Jet - (Sub Total)	635,076	31	5	5	1	27	4	10	2	42	7
C-46	22,285	3	13	-	-	-	-	-	-	3	13
C-47/53 (C-117)	191,404	7	4	2	1	4	2	4	2	10	5
C-54 (R5D)	76,628	-	-	-	-	-	-	-	-	-	-
C-74	167	-	-	-	-	-	-	-	-	-	-
C-97 (Excl YC-97J)	86,663	7	8	2	2	6	7	1	1	7	8
C-99	306	-	-	-	-	-	-	-	-	-	-
C-118 (R6D)	39,186	-	-	-	-	-	-	-	-	-	-
C-119	81,854	7	9	-	-	-	-	4	5	11	13
C-121 (R7V1) (Excl YC-121F)	32,043	1	3	-	-	-	-	-	-	2	6

TABLE 18 — USAF AND ANG AIRCRAFT ACCIDENTS AND RATES — BY TYPE AND MODEL — FY 1956 (cont)

TYPE AND MODEL	FLYING HOURS	MAJOR ACCIDENTS		FATAL ACCIDENTS		FATALITIES		AIRCRAFT DESTROYED		ALL ACCIDENTS	
		Number	Rate	Number	Rate	Number	Rate	Number	Rate	Number	Rate
THIRD QUARTER (CONT'D)											
CARGO (CONT'D)											
Non-Jet (Cont'd)											
C-123	8,225										
C-124	81,844	6	7	1	1	17	21	1	1	8	10
C-131 (Excl. YC-131C)	14,471									1	7
FIGHTER - TOTAL	385,285	163	42	39	10	46	12	97	25	184	47
Jet - (Sub Total)	381,737	160	42	38	10	45	12	95	25	181	47
F-80	20,573	5	24	3	15	3	15	4	19	8	39
F-84F/K	57,876	36	62	6	10	6	10	21	36	40	69
F-84 (Other)	30,292	14	46	5	17	5	17	9	30	14	46
F-86D	107,223	35	33	8	7	8	7	17	16	40	37
F-86H	17,693	6	34	2	11	2	11	4	23	6	34
F-86 (Other)	76,866	27	34	8	10	10	13	23	29	31	39
F-89	32,343	16	49	4	12	9	28	7	22	18	56
F-94C	16,112	4	25					2	12	5	31
F-94 (Other)	8,321	4	48					1	12	5	60
F-100	13,772	11	80	1	7	1	7	5	36	12	87
F-101	360	2	556	1	278	1	278	2	556	2	556
F-102	306										
Non-Jet - (Sub Total)	3,548	3	85	1	28	1	28	2	56	3	85
F-51	3,548	3	85	1	28	1	28	2	56	3	85
TRAINER - TOTAL	754,506	104	14	25	3	41	5	46	6	123	16
Jet - (Sub Total)	309,290	69	22	20	6	31	10	35	11	82	27
T-33	309,290	69	22	20	6	31	10	35	11	82	27
Non-Jet - (Sub Total)	445,216	35	8	5	1	10	2	11	2	41	9
T-6	85,360	6	7					1	1	9	11
T-11	433										
T-28	140,816	16	11	2	1	3	2	5	4	18	13
T-29	56,696	1	2	1	2	2	4	1	2	1	2
T-34	63,701	1	2							2	3
C-45	96,053	10	10	2	2	5	5	3	3	10	10
MK-4	2,157	1	46					1	46	1	46
LIAISON - TOTAL	57,856	2	3	2	3	6	10	3	5	7	12
L-4	3										
L-5	46										
L-16	33										
L-17	106										
L-18	38										
L-19	30,123	2	7					1	3	2	7
L-20	12,929	2	15	2	15	6	41	2	15	2	15
L-21	13,082	1	8							3	23
L-26	1,496										
HELICOPTER - TOTAL	28,070	5	18					2	7	6	21
H-5	568	1	176					1	176	1	176
H-13	8,357	1	12					1	12	1	12
H-19	14,130	2	14							3	21
H-21	4,981										
H-34	34	1	*							1	*
MISCELLANEOUS - TOTAL	20,299	1	5	1	5	6	30	1	5	3	15
A-16	20,299	1	5	1	5	6	30	1	5	3	15
FOURTH QUARTER - TOTAL	2,625,152	392	15	79	3	143	5	177	7	450	17
BOMBER - TOTAL	466,123	31	6	11	2	29	6	13	3	36	8
Jet - (Sub Total)	163,724	12	7	6	4	16	10	6	4	15	9
B-45	5,171	2	39							2	39
B-47	142,980	5	3	4	3	13	9	4	3	6	4
B-51											
B-52	2,121										
B-57	12,296	5	33	2	16	3	24	2	16	7	49
B-66	1,156										
Non-Jet - (Sub Total)	302,399	19	6	5	2	13	4	7	2	21	7
B-17	4,760										
B-25	181,705	10	6	3	2	11	6	5	3	11	6
B-26	35,253	3	9	1	3	1	3	1	3	3	9
B-29	38,152	4	10	1	3	1	3	1	3	5	13
B-36	30,987										
B-50	11,542	2	17							2	17

TABLE 18 — USAF AND ANG AIRCRAFT ACCIDENTS AND RATES — BY TYPE AND MODEL — FY 1956 (CONT)

TYPE AND MODEL	FLYING HOURS	MAJOR ACCIDENTS		FATAL ACCIDENTS		FATALITIES		AIRCRAFT DESTROYED		ALL ACCIDENTS	
		Number	Rate	Number	Rate	Number	Rate	Number	Rate	Number	Rate
FOURTH QUARTER (CONT'D)											
CARGO - TOTAL	690,949	15	2	4	1	27	4	8	1	18	2
Jet - (Sub Total)	1,141	-	-	-	-	-	-	-	-	-	-
YC-97J	887	-	-	-	-	-	-	-	-	-	-
YC-121F	216	-	-	-	-	-	-	-	-	-	-
YC-130/130A	2	-	-	-	-	-	-	-	-	-	-
YC-131C	36	-	-	-	-	-	-	-	-	-	-
Non-Jet - (Sub Total)	689,808	15	2	4	1	27	4	8	1	18	2
C-46	28,548	1	4	-	-	-	-	1	4	1	4
C-47/53 (C-117)	210,541	5	2	-	-	-	-	2	1	6	2
C-54	81,272	-	-	-	-	-	-	-	-	1	*
C-74	7	-	-	-	-	-	-	-	-	-	-
C-97 (Excl. YC-97J)	86,057	2	2	2	2	19	22	2	2	3	3
C-99	346	-	-	-	-	-	-	-	-	-	-
C-118 (R6D)	40,769	-	-	-	-	-	-	-	-	-	-
C-119	88,535	2	2	1	1	5	6	2	2	2	2
C-121(R7V)(Excl. YC-121F)	41,318	-	-	-	-	-	-	-	-	-	-
C-122	3	-	-	-	-	-	-	-	-	-	-
C-123	10,138	-	-	-	-	-	-	-	-	-	-
C-124	87,516	5	6	1	1	3	3	2	2	5	6
C-131 (Excl. YC-131C)	14,758	-	-	-	-	-	-	-	-	-	-
FIGHTER - TOTAL	469,117	192	41	40	9	48	10	103	22	218	46
Jet - (Sub Total)	464,378	189	41	39	8	47	10	100	22	215	46
F-80	29,070	7	24	1	3	1	3	2	7	9	31
F-84F/K	67,986	45	66	7	10	9	13	25	37	50	74
F-84 (Other)	34,376	9	26	1	3	1	3	5	15	10	29
F-86D	126,525	45	36	12	9	12	9	21	17	52	41
F-86H	20,869	11	53	5	24	5	24	9	43	11	53
F-86 (Other)	83,627	29	35	4	5	5	6	18	22	36	43
F-89	51,222	16	31	5	10	8	16	7	14	18	35
F-94C	18,569	7	38	2	11	3	16	3	16	9	48
F-94 (Other)	12,825	10	78	1	8	2	16	4	31	10	78
F-100	18,246	10	55	1	5	1	5	6	33	10	55
F-101	272	-	-	-	-	-	-	-	-	-	-
F-102	791	-	-	-	-	-	-	-	-	-	-
Non-Jet - (Sub Total)	4,739	3	63	1	21	1	21	3	63	3	63
F-51	4,739	3	63	1	21	1	21	3	63	3	63
TRAINER - TOTAL	877,022	119	13	21	2	34	4	42	5	141	16
Jet - (Sub Total)	380,318	76	20	18	5	28	7	35	9	85	22
T-33	380,284	76	20	18	5	28	7	35	9	85	22
T-37	34	-	-	-	-	-	-	-	-	-	-
Non-Jet - (Sub Total)	496,704	43	9	3	1	6	1	7	1	56	11
T-6	55,075	7	13	1	2	2	4	1	2	9	16
T-11	19	-	-	-	-	-	-	-	-	-	-
T-28	186,687	19	10	1	1	2	1	1	1	24	13
T-29	56,428	-	-	-	-	-	-	-	-	-	-
T-34	81,796	6	7	1	1	2	2	2	2	10	12
C-45	110,413	9	8	-	-	-	-	2	2	9	8
MK-4	6,286	2	32	-	-	-	-	1	16	4	64
LIAISON - TOTAL	68,962	18	26	2	3	2	3	6	9	20	29
L-5	4	-	-	-	-	-	-	-	-	-	-
L-16	17	-	-	-	-	-	-	-	-	-	-
L-17	117	-	-	-	-	-	-	-	-	-	-
L-18	1,330	-	-	-	-	-	-	-	-	-	-
L-19	42,554	9	21	1	6	1	6	3	7	10	23
L-20	16,087	8	50	1	6	1	6	2	12	9	56
L-21	7,657	1	13	1	13	1	13	1	13	1	13
L-26	1,196	-	-	-	-	-	-	-	-	-	-
HELICOPTER - TOTAL	32,122	14	40	-	-	-	-	3	9	14	40
H-5	549	-	-	-	-	-	-	-	-	-	-
H-13	9,258	1	11	-	-	-	-	-	-	1	11
H-19	15,857	9	50	-	-	-	-	2	13	9	50
H-21	6,415	4	62	-	-	-	-	1	16	4	62
H-34	43	-	-	-	-	-	-	-	-	-	-
MISCELLANEOUS - TOTAL	20,857	3	14	1	5	3	14	2	10	3	14
A-16	20,853	3	14	1	5	3	14	2	10	3	14
G-15	4	-	-	-	-	-	-	-	-	-	-

* Rate is over 1,000; therefore not considered significant.
Source: D/Flight Safety Research - The Inspector General

[redacted]

TABLE 19 — USAF BAILMENT/LOAN ACCIDENTS, BY COMMAND, AND TYPE AND MODEL, FISCAL YEAR 1956
(For comparative purposes to the previous fiscal year table, see Tables 22 and 23, SDFY 55)

COMMAND BY TYPE AND MODEL	MAJOR ACCIDENTS	FATAL ACCIDENTS	FATALITIES	AIRCRAFT DESTROYED	ALL ACCIDENTS
TOTAL - FY 1956	17	2	3	3	19
1st Quarter	4	1	1	1	6
2nd Quarter	7	-	-	1	7
3rd Quarter	2	1	2	1	2
4th Quarter	4	-	-	-	4
AIR MATERIEL COMMAND - TOTAL	17	2	3	3	19
1st Quarter	4	1	1	1	6
B-29	1	-	-	-	1
B-45	1	-	-	-	1
F-84F	2	1	1	1	2
F-94 (Other)	-	-	-	-	1
XH-39	-	-	-	-	1
2nd Quarter	7	-	-	1	7
B-47	1	-	-	-	1
C-46	1	-	-	-	1
YC-130/C-130A	1	-	-	-	1
F-84F	1	-	-	-	1
F-86D	1	-	-	1	1
F-100	1	-	-	-	1
F-102	1	-	-	-	1
3rd Quarter	2	1	2	1	2
B-36	1	1	2	-	1
F-86 (Other)	1	-	-	1	1
4th Quarter	4	-	-	-	4
B-57C	1	-	-	-	1
C-47D	1	-	-	-	1
T-33	1	-	-	-	1
H-19	1	-	-	-	1

Note: Accidents in aircraft which are on bailment contract or on loan are included in the total number of accidents. However, flying time is not available for bailment/loan aircraft, and accidents in these planes have not been included in rate computations.

Source: D/Flight Safety Research - The Inspector General

[redacted]

[redacted]

TABLE 20 — PRIMARY FACTORS CAUSING USAF AND ANG MAJOR AIRCRAFT ACCIDENTS — FY 1956
(Includes Air Force Reserve, MATS Navy Units and CAP Aircraft in the USAF Inventory)

TYPE AND MODEL	TOTAL MAJOR ACCIDENTS	PRIMARY CAUSING FACTORS					
		PILOT ERROR	SUPERVISORY PERSONNEL	MAINTENANCE PERSONNEL	MATERIEL FAILURE	AIRBASE & AIRWAYS	OTHER a/
TOTAL - FY 1956	1,519	716	75	67	357	10	294
FIRST QUARTER - TOTAL	430	209	21	15	111	2	72
BOMBER - TOTAL	42	19	5	3	9	-	6
Jet - (Sub Total)	17	7	3	-	5	-	2
B-45	3	-	-	-	3	-	-
B-47	7	3	2	-	1	-	1
B-57	7	4	1	-	1	-	1
Non-Jet - (Sub Total)	25	12	2	3	4	-	4
B-17	2	2	-	-	-	-	-
B-25	5	2	-	1	2	-	-
B-26	11	6	1	1	1	-	2
B-29	5	1	1	1	-	-	2
B-36	1	-	-	-	1	-	-
B-50	1	1	-	-	-	-	-
CARGO - TOTAL	25	16	1	1	4	-	3
C-46	3	1	1	-	1	-	-
C-47/53 (C-117)	12	10	-	-	1	-	1
C-54	1	1	-	-	-	-	-
C-97	2	1	-	-	1	-	-
C-119	5	2	-	1	1	-	1
C-124	2	1	-	-	-	-	1
FIGHTER - TOTAL	192	82	5	5	67	-	33
Jet - (Sub Total)	187	77	5	5	67	-	33
F-80	12	10	-	-	2	-	-
F-84F	41	11	-	1	20	-	9
F-84 (Other)	8	5	1	-	1	-	1
F-86D	30	15	-	1	7	-	7
F-86H	8	2	-	-	4	-	2
F-86 (Other)	55	20	4	1	21	-	9
F-89	11	4	-	1	6	-	-
F-94C	9	3	-	-	5	-	1
F-94 (Other)	7	6	-	-	1	-	-
F-100	6	1	-	1	-	-	4
Non-Jet - (Sub Total)	5	5	-	-	-	-	-
F-51	5	5	-	-	-	-	-
TRAINER - TOTAL	146	79	9	5	26	2	25
Jet - (Sub Total)	97	54	7	3	15	2	16
T-33	97	54	7	3	15	2	16
Non-Jet - (Sub Total)	49	25	2	2	11	-	9
T-6	25	17	1	-	4	-	3
T-7	1	1	-	-	-	-	-
C-45	6	3	-	-	1	-	2
T-28	13	3	-	2	5	-	3
T-34	3	1	1	-	1	-	-
MK-4	1	-	-	-	-	-	1
MISCELLANEOUS - TOTAL	25	13	1	1	5	-	5
A-16	3	2	-	-	-	-	1
H-13	5	2	-	1	-	-	2
H-19	6	1	-	-	4	-	1
H-21	4	3	-	-	-	-	1
L-5	1	1	-	-	-	-	-
L-20	4	2	1	-	1	-	-
L-21	2	2	-	-	-	-	-
SECOND QUARTER - TOTAL	349	159	12	22	79	1	76
BOMBER - TOTAL	38	17	3	1	8	-	9
Jet - (Sub Total)	23	12	2	-	3	-	6
B-45	2	-	-	-	2	-	-
B-47	11	8	-	-	-	-	3
B-57	10	4	2	-	1	-	3
Non-Jet - (Sub Total)	15	5	1	1	5	-	3
B-25	6	3	-	-	2	-	1
B-26	6	1	-	1	2	-	2
B-29	2	1	-	-	1	-	-
B-50	1	-	1	-	-	-	-

[redacted]

[redacted]

TABLE 20 — PRIMARY FACTORS CAUSING USAF AND ANG MAJOR AIRCRAFT ACCIDENTS — FY 1956 (CONT)

TYPE AND MODEL AIRCRAFT	TOTAL MAJOR ACCIDENTS	PRIMARY CAUSING FACTORS: PILOT ERROR	SUPERVISORY PERSONNEL	MAINTENANCE PERSONNEL	MATERIEL FAILURE	AIRBASE & AIRWAYS	OTHER a/
SECOND QUARTER (CONT'D)							
CARGO - TOTAL	21	9			5		6
C-46	2	1			-		1
C-47/53 (C-117)	4	3			-		-
C-54	3	2			-		1
C-97	1	1			-		-
C-118	1	-			1		-
C-119	6	1			3		2
C-124	3	1			-		1
C-130	1	-			1		-
FIGHTER - TOTAL	180	72	3	11	50	1	43
Jet - (Sub Total)	179	71	3	11	50	1	43
F-80	11	7			2		2
F-84F	47	13		3	20		11
F-84 (Other)	8	4			1		3
F-86D	37	13		5	9	1	9
F-86H	4	1			3		-
F-86 (Other)	33	15		1	10		7
F-89	9	7	2		1		1
F-94C	9	2		1	1		4
F-94 (Other)	5	3	1		1		-
F-100	15	5		2	2		6
F-102	1	1			-		-
Non-Jet - (Sub Total)	1	1			-		-
F-51	1	1			-		-
TRAINER - TOTAL	100	58	5	2	11		17
Jet - (Sub Total)	69	40	4	2	5		14
T-33	69	40	4	2	5		14
Non-Jet - (Sub Total)	31	18	1		6		3
T-6	14	10	1		2		1
C-45	5	5			-		-
T-28	11	3			4		1
T-34	1	-			-		1
MISCELLANEOUS - TOTAL	10	3	1		5		1
H-5	1	-			1		-
H-19	3	1			1		1
H-21	2	1			1		-
L-5	1	-			1		-
L-19	2	1			1		-
L-20	1	-			1		-
THIRD QUARTER - TOTAL	348	148	21	13	78	4	84
BOMBER - TOTAL	39	19	1		6		13
Jet - (Sub Total)	20	9	1		4		1
B-45	3	2			1		1
B-47	9	4			1		4
B-51	1	1			-		-
B-52	1	-			1		-
B-57	6	2			1		2
Non-Jet - (Sub Total)	19	10	1		2		6
B-25	8	4			1		3
B-26	5	3			-		1
B-29	1	-			-		-
B-36	4	2	1		-		1
B-50	1	-			-		-
CARGO - TOTAL	31	16	1		4	1	8
C-46	3	1			-		-
C-47/53 (C-117)	7	4			2		1
C-97	7	3			2		2
C-119	1	1	1		-		-
C-121 (R7V1)	6	2			-		3
C-124							
FIGHTER - TOTAL	163	54	12		47	2	41
Jet - (Sub Total)	160	54	12		46	2	39
F-80	5	1			-		4
F-84F/K	36	9	1		14	1	10
F-84 (Other)	14	3	2		3		5
F-86D	35	11	2		13		7
F-86H	6	1	1		3		-

[redacted]

TABLE 20 — PRIMARY FACTORS CAUSING USAF AND ANG MAJOR AIRCRAFT ACCIDENTS — FY 1956 (CONT)

TYPE AND MODEL	TOTAL MAJOR ACCIDENTS	PRIMARY CAUSING FACTORS: PILOT ERROR	SUPERVISORY PERSONNEL	MAINTENANCE PERSONNEL	MATERIEL FAILURE	AIRBASE & AIRWAYS	OTHER a/
THIRD QUARTER (CONT'D)							
FIGHTER (CONT'D)							
Jet (Cont'd)							
F-86 (Other)	27	13	4	-	7	-	3
F-89	16	5	1	1	3	1	5
F-94C	4	2	-	-	-	-	2
F-94 (Other)	4	2	1	1	-	-	-
F-100	11	6	-	-	3	-	2
F-101	2	1	-	-	-	-	1
Non-Jet - (Sub Total)	3	-	-	-	1	-	2
F-51	3	-	-	-	1	-	2
TRAINER - TOTAL	104	53	6	5	19	1	20
Jet - (Sub Total)	69	37	3	5	8	1	15
T-33	69	37	3	5	8	1	15
Non-Jet - (Sub Total)	35	16	3	-	11	-	5
T-6	6	6	-	-	-	-	-
T-28	16	3	2	-	7	-	4
T-29	1	-	-	-	1	-	-
T-34	1	-	-	-	1	-	-
C-45	10	7	1	-	1	-	1
MK-4	1	-	-	-	-	-	-
MISCELLANEOUS - TOTAL	11	6	1	-	2	-	2
A-16	1	-	-	-	-	-	1
H-5	1	1	-	-	-	-	-
H-13	1	1	-	-	-	-	-
H-19	2	-	-	-	1	-	1
H-34	1	1	-	-	-	-	-
L-19	2	1	-	-	1	-	-
L-20	2	1	1	-	-	-	-
L-21	1	1	-	-	-	-	-
FOURTH QUARTER - TOTAL	392	200	21	17	89	3	62
BOMBER - TOTAL	31	17	-	1	5	-	8
Jet - (Sub Total)	12	3	-	-	3	-	6
B-45	2	1	-	-	-	-	1
B-47	5	2	-	-	-	-	3
B-57	5	-	-	-	3	-	2
Non-Jet - (Sub Total)	19	14	-	1	2	-	2
B-25	10	8	-	-	-	-	2
B-26	3	1	-	1	1	-	-
B-29	4	4	-	-	-	-	-
B-50	2	1	-	-	1	-	-
CARGO - TOTAL	15	5	1	2	3	-	4
C-46	1	-	-	-	-	-	1
C-47/53 (C-117)	5	3	-	-	-	-	2
C-97	2	-	-	-	2	-	-
C-119	2	-	-	1	-	-	1
C-124	5	2	1	1	1	-	-
FIGHTER - TOTAL	192	84	7	11	59	1	30
Jet - (Sub Total)	189	82	7	10	59	1	30
F-80	7	5	-	-	-	-	2
F-84F/K	45	19	1	1	16	-	8
F-84 (Other)	9	5	1	-	1	-	2
F-86D	45	24	2	2	9	-	8
F-86H	11	2	-	-	5	1	3
F-86 (Other)	29	11	1	2	11	-	4
F-89	16	7	-	2	7	-	-
F-94C	7	2	-	-	3	-	2
F-94 (Other)	10	4	2	1	3	-	-
F-100	10	3	-	2	4	-	1
Non-Jet - (Sub Total)	3	2	-	1	-	-	-
F-51	3	2	-	1	-	-	-
TRAINER - TOTAL	119	71	9	3	16	2	18
Jet - (Sub Total)	76	46	6	1	9	1	13
T-33	76	46	6	1	9	1	13

[redacted]

TABLE 20 — PRIMARY FACTORS CAUSING USAF AND ANG MAJOR AIRCRAFT ACCIDENTS — FY 1956 (CONT)

TYPE AND MODEL	TOTAL MAJOR ACCIDENTS	PRIMARY CAUSING FACTORS					
		PILOT ERROR	SUPERVISORY PERSONNEL	MAINTENANCE PERSONNEL	MATERIEL FAILURE	AIRBASE & AIRWAYS	OTHER a/
FOURTH QUARTER (CONT'D)							
TRAINER (CONT'D)							
Non-Jet - (Sub Total).	43	25	3	2	7	1	5
T-6.	7	5	-	-	-	1	1
T-28	19	7	-	2	6	-	4
T-34	6	6	-	-	-	-	-
C-45	9	7	2	-	-	-	-
MK-4	2	-	1	-	1	-	-
MISCELLANEOUS - TOTAL. .	35	23	4	-	6	-	2
A-16	3	3	-	-	-	-	-
H-13	1	1	-	-	-	-	-
H-19	9	6	-	-	2	-	1
H-21	4	2	-	-	2	-	-
L-19	9	6	1	-	1	-	1
L-20	8	5	2	-	1	-	-
L-21	1	-	1	-	-	-	-

a/ Includes other crew member error, other personnel, miscellaneous unsafe conditions, weather and undetermined.

Source: D/Flight Safety Research - The Inspector General

[redacted]

TABLE 21 — SELECTED CONDITIONS AFFECTING USAF/ANG MAJOR AIRCRAFT ACCIDENTS — FY 1956

(Includes Air Force Reserve, MATS Navy Units and CAP Aircraft in the USAF Inventory)

TYPE AND MODEL	MAJOR ACCIDENTS a/	INVOLVED FACTORS a/							
		FIRE BEFORE ACCIDENTS	FIRE AFTER ACCIDENTS	FORCED LANDING	FUEL EXHAUSTION	ENGINE STOPPAGE	GCA OR ILAS APPROACH	GEAR FAILED TO EXTEND	OTHER
TOTAL - FY 1956	1,519	118	468	194	75	335	105	59	459
FIRST QUARTER - TOTAL	430	26	137	68	24	107	16	18	136
BOMBER - TOTAL	42	1	13	3	-	6	3	4	12
Jet - (Sub Total)	17	1	9	-	-	2	-	1	4
B-45	3	1	1	-	-	-	-	-	-
B-47	7	-	4	-	-	1	-	-	-
B-57	7	-	4	-	-	1	-	1	-
Non-Jet - (Sub Total)	25	-	4	3	-	4	3	3	8
B-17	2	-	1	-	-	-	1	-	-
B-25	5	-	-	2	-	2	-	1	1
B-26	11	-	3	1	-	1	1	-	6
B-29	5	-	-	-	-	-	-	2	-
B-36	1	-	-	-	-	-	-	-	-
B-50	1	-	-	-	-	1	1	-	1
CARGO - TOTAL	25	1	10	4	1	4	2	-	3
C-46	3	-	1	1	-	-	-	-	-
C-47/53 (C-117)	12	-	3	1	1	2	1	-	2
C-54	1	-	1	-	-	-	-	-	1
C-97	2	1	1	-	-	-	-	-	-
C-119	5	-	3	1	-	2	-	-	-
C-124	2	-	1	1	-	-	1	-	-
FIGHTER - TOTAL	192	23	70	25	12	64	6	12	72
Jet - (Sub Total)	187	23	70	25	12	64	6	12	72
F-80	12	-	6	2	1	2	-	-	2
F-84F	41	2	10	6	1	15	1	1	15
F-84 (Other)	8	1	3	-	-	2	1	1	1
F-86D	30	3	15	3	1	8	2	1	11
F-86H	8	1	3	2	1	3	-	1	4
F-86 (Other)	55	10	22	7	5	22	1	4	24
F-89	11	1	5	-	-	2	1	3	6
F-94C	9	2	2	2	-	4	-	-	3
F-94 (Other)	7	1	2	1	1	2	-	1	4
F-100	6	2	2	2	2	4	-	-	2
Non-Jet - (Sub Total)	5	-	-	-	-	-	-	-	-
F-51	5	-	-	-	-	-	-	-	-
TRAINER - TOTAL	146	1	42	31	9	29	5	2	36
Jet - (Sub Total)	97	-	36	16	6	16	5	1	31
T-33	97	-	36	16	6	16	5	1	31
Non-Jet - (Sub Total)	49	1	6	15	3	13	-	1	5
T-6	25	-	3	4	-	4	-	-	4
T-7	1	-	-	-	-	-	-	-	1
C-45	6	-	2	3	2	2	-	-	-
T-28	13	1	-	7	-	7	-	-	-
T-34	3	-	-	1	1	-	-	1	-
MK-4	1	-	1	-	-	-	-	-	-
MISCELLANEOUS - TOTAL	25	-	2	5	2	4	-	-	13
A-16	3	-	1	-	-	1	-	-	1
H-13	5	-	-	1	-	1	-	-	3
H-19	6	-	-	3	1	1	-	-	4
H-21	4	-	-	-	-	-	-	-	1
L-5	1	-	-	-	-	-	-	-	1
L-20	4	-	1	-	-	1	-	-	2
L-21	2	-	-	1	1	-	-	-	1
SECOND QUARTER - TOTAL	349	26	123	58	21	101	24	17	112
BOMBER - TOTAL	38	3	20	-	1	7	4	4	11
Jet - (Sub Total)	23	2	15	-	-	2	1	-	8
B-45	2	-	1	-	-	-	-	-	1
B-47	11	1	7	-	-	-	-	-	5
B-57	10	1	7	-	-	2	1	-	2
Non-Jet - (Sub Total)	15	1	5	-	1	5	3	4	3
B-25	6	1	1	-	-	2	2	2	-
B-26	6	-	3	-	-	2	1	1	2
B-29	2	-	1	-	1	1	-	1	-
B-50	1	-	-	-	-	-	-	-	1

TABLE 21 — SELECTED CONDITIONS AFFECTING USAF/ANG MAJOR AIRCRAFT ACCIDENTS — FY 1956 (CONT)

TYPE AND MODEL	MAJOR ACCIDENTS a/	INVOLVED FACTORS a/ FIRE BEFORE ACCIDENTS	FIRE AFTER ACCIDENTS	FORCED LANDING	FUEL EXHAUSTION	ENGINE STOPPAGE	GCA OR ILAS APPROACH	GEAR FAILED TO EXTEND	OTHER
SECOND QUARTER (CONT'D)									
CARGO - TOTAL	21	2	5	2	1	2	2	1	9
C-46	2							1	
C-47/53 (C-117)	4		1	1		1			2
C-54	3		2				1		
C-97	1					1	1		1
C-118	1								1
C-119	6	1		1					3
C-124	3		2						1
C-130	1	1							
FIGHTER - TOTAL	180	18	79	29	12	64	9	8	64
Jet - (Sub Total)	179	18	79	29	12	64	9	8	64
F-80	11	3	6	2	1	2	2	2	2
F-84F	47	3	20	5	2	18	3	2	19
F-84 (Other)	8		2	2		2			6
F-86D	37	5	16	5		14	3	2	17
F-86H	4	1	1	3		2			
F-86 (Other)	33	5	16	5	2	10	2	3	9
F-89	9	1	5	1		3		1	2
F-94C	9	1	3	1		4	1		2
F-94 (Other)	5		1	1		1			2
F-100	15	2	8	4		8			5
F-102	1		1						
Non-Jet - (Sub Total)	1								
F-51	1								
TRAINER - TOTAL	100	3	18	24	8	26	9	3	22
Jet - (Sub Total)	69	1	17	14	5	17	8	3	17
T-33	69	1	17	14	5	17	8	3	17
Non-Jet - (Sub Total)	31	2	1	10	3	9	1	1	5
T-6	14			3	2	3			1
C-45	5		1	1	1	2	1		1
T-28	11	2		5		4		1	4
T-34	1			1					
MISCELLANEOUS - TOTAL	10		1	3		2			6
H-5	1								1
H-19	3		1	1		1			3
H-21	2			1					
L-5	1					1			1
L-19	1			1					
L-20	2								1
THIRD QUARTER - TOTAL	348	36	93	34	20	63	41	11	100
BOMBER - TOTAL	39	6	11	13	1	3	6	1	12
Jet - (Sub Total)	20	1	9	2	1	1	5	1	4
B-45	3	1	1	1			2		
B-47	9	1	5	1			1		2
B-51	1								1
B-52	1	1							
B-57	6	2	2				2	1	1
Non-Jet - (Sub Total)	19	5	2	3	1	2	1		8
B-25	8	3	1	3	1	2			4
B-26	5	1					1		
B-29	1								1
B-36	4	2	1						2
B-50	1	1							1
CARGO - TOTAL	31	2	6	2		3	2		13
C-46	3					1	1		1
C-47/53 (C-117)	7		1				1		1
C-97	7	2	2	1		1	3		1
C-119	7		1	1			2		6
C-121 (R7V1)	1						1		
C-124	6		2			1	1		4

TABLE 21 — SELECTED CONDITIONS AFFECTING USAF/ANG MAJOR AIRCRAFT ACCIDENTS — FY 1956 (CONT)

TYPE AND MODEL	MAJOR ACCIDENTS a/	INVOLVED FACTORS a/							
		FIRE BEFORE ACCIDENTS	FIRE AFTER ACCIDENTS	FORCED LANDING	FUEL EXHAUSTION	ENGINE STOPPAGE	GCA OR ILAS APPROACH	GEAR FAILED TO EXTEND	OTHER
THIRD QUARTER (CONT'D)									
FIGHTER - TOTAL	163	24	49	13	11	36	14	5	48
Jet - (Sub Total)	160	24	49	13	11	36	14	5	46
F-80	5	-	1	1	-	1	-	-	-
F-84F/K	36	2	14	4	2	11	4	1	8
F-84 (Other)	14	1	5	-	-	1	1	1	7
F-86D	35	11	12	3	1	10	2	1	5
F-86H	6	-	4	-	-	2	1	-	-
F-86	27	4	7	1	5	5	2	2	12
F-89	16	2	2	2	2	3	3	-	7
F-94C	4	1	-	1	-	1	1	-	1
F-94 (Other)	4	-	-	-	-	-	-	-	-
F-100	11	3	2	1	1	1	-	-	5
F-101	2	-	2	-	-	1	-	-	1
Non-Jet - (Sub Total)	3	-	-	-	-	-	-	-	2
F-51	3	-	-	-	-	-	-	-	2
TRAINER - TOTAL	104	3	25	15	7	19	12	5	24
Jet - (Sub Total)	69	3	20	4	7	12	12	3	18
T-33	69	3	20	4	7	12	12	3	18
Non-Jet - (Sub Total)	35	-	5	11	-	7	-	2	6
T-6	6	-	1	-	-	-	-	-	-
T-28	16	-	2	8	-	6	-	1	3
T-29	1	-	1	-	-	-	-	-	1
T-34	1	-	-	1	-	-	-	-	-
C-45	10	-	1	1	-	-	-	1	2
MK-4	1	-	-	1	-	1	-	-	-
MISCELLANEOUS - TOTAL	11	1	2	1	-	2	-	-	3
A-16	1	1	1	-	-	-	-	-	-
H-5	1	-	-	-	-	-	-	-	-
H-13	1	-	-	-	-	1	-	-	-
H-19	2	-	-	1	-	-	-	-	2
H-34	1	-	-	-	-	-	-	-	-
L-19	2	-	-	-	-	1	-	-	-
L-20	2	-	1	-	-	-	-	-	1
L-21	1	-	-	-	-	-	-	-	-
FOURTH QUARTER - TOTAL	392	30	115	34	10	64	24	13	111
BOMBER - TOTAL	31	3	8	1	-	6	2	2	8
Jet - (Sub Total)	12	2	3	-	-	1	1	-	4
B-45	2	-	-	-	-	-	-	-	-
B-47	5	2	2	-	-	-	1	-	2
B-57	5	-	1	-	-	1	-	-	2
Non-Jet - (Sub Total)	19	1	5	1	-	5	1	2	4
B-25	10	1	2	1	-	4	-	1	1
B-26	3	-	1	-	-	-	-	1	1
B-29	4	-	1	-	-	-	1	1	2
B-50	2	-	1	-	-	1	-	-	-
CARGO - TOTAL	15	-	5	1	-	2	3	1	2
C-46	1	-	-	-	-	-	-	-	-
C-47/53 (C-117)	5	-	-	-	-	1	-	-	-
C-97	2	-	2	-	-	-	-	-	-
C-119	2	-	1	1	-	-	-	-	-
C-124	5	-	2	-	-	1	3	1	2
FIGHTER - TOTAL	192	21	76	4	5	24	11	7	66
Jet - (Sub Total)	189	21	76	4	5	24	11	7	66
F-80	7	-	-	-	-	-	-	-	2
F-84F/K	45	3	21	1	3	5	2	1	16
F-84 (Other)	9	1	3	-	-	1	-	-	3
F-86D	45	6	22	1	-	4	5	1	16
F-86H	11	2	6	-	1	6	-	1	2
F-86 (Other)	29	4	12	1	1	3	4	2	15
F-89	16	4	5	-	-	4	-	2	5
F-94C	7	-	3	-	-	-	-	-	3
F-94 (Other)	10	-	-	-	-	-	-	-	-
F-100	10	1	4	1	-	1	-	-	4
Non-Jet - (Sub Total)	3	-	-	-	-	-	-	-	-
F-51	3	-	-	-	-	-	-	-	-

[redacted]

TABLE 21 – SELECTED CONDITIONS AFFECTING USAF/ANG MAJOR AIRCRAFT ACCIDENTS – FY 1956 (CONT)

TYPE AND MODEL	MAJOR ACCIDENTS a/	INVOLVED FACTOR a/							
		FIRE BEFORE ACCIDENTS	FIRE AFTER ACCIDENTS	FORCED LANDING	FUEL EXHAUSTION	ENGINE STOPPAGE	GCA OR ILAS APPROACH	GEAR FAILED TO EXTEND	OTHER
FOURTH QUARTER (CONT'D)									
TRAINER - TOTAL	119	5	24	24	5	29	8	3	31
Jet - (Sub Total)	76	4	22	14	3	21	8	2	23
T-33	76	4	22	14	3	21	8	2	23
Non-Jet - (Sub Total)	43	1	2	10	2	8	-	1	8
T-6	7	-	1	-	-	-	-	-	-
T-28	19	1	1	8	-	7	-	1	5
T-34	6	-	-	1	1	-	-	-	1
C-45	9	-	-	-	1	-	-	-	1
MK-4	2	-	-	1	-	1	-	-	1
MISCELLANEOUS - TOTAL	35	1	2	4	-	3	-	-	4
A-16	3	1	-	-	-	-	-	-	-
H-13	1	-	-	-	-	-	-	-	-
H-19	9	-	1	2	-	1	-	-	2
H-21	4	-	1	1	-	1	-	-	-
L-19	9	-	-	1	-	1	-	-	-
L-20	8	-	-	-	-	-	-	-	1
L-21	1	-	-	-	-	-	-	-	1

a/ None, one, or more than one of these factors may be involved in any one aircraft accident.

Source: D/Flight Safety Research - The Inspector General

[redacted]

TABLE 22—USAF AND ANG MAJOR AIRCRAFT ACCIDENTS — BY PHASE OF OPERATION — FY 1956

(Includes Air Force Reserve, MATS Navy Units and CAP Aircraft in the USAF Inventory)

TYPE AND MODEL	MAJOR ACCIDENTS	TAXIING	TAKE-OFF	IN FLIGHT	LANDING	GO AROUND	MISCELLANEOUS	UNDETERMINED
TOTAL FY 1956	1,519	33	259	418	721	27	25	6
FIRST QUARTER - TOTAL	430	6	78	115	209	13	7	2
BOMBER - TOTAL	42	1	8	10	19	2	1	1
Jet - (Sub Total)	17	1	2	3	6	1	1	-
B-45	3	-	-	1	1	-	1	-
B-47	7	-	3	1	3	-	-	-
B-57	7	1	2	1	2	1	-	-
Non-Jet - (Sub Total)	25	-	6	7	13	1	-	1
B-17	2	-	-	-	2	-	-	-
B-25	5	-	2	1	2	-	-	-
B-26	11	-	1	4	6	-	-	-
B-29	5	-	-	1	2	1	-	1
B-36	1	-	-	1	-	-	-	-
B-50	1	-	-	-	1	-	-	-
CARGO - TOTAL	25	1	7	3	13	1	-	-
C-46	3	-	-	-	3	-	-	-
C-47/53 (C-117)	12	1	-	2	8	1	-	-
C-54	1	-	1	-	-	-	-	-
C-97	2	-	1	-	1	-	-	-
C-119	5	-	4	1	-	-	-	-
C-124	2	-	1	-	1	-	-	-
FIGHTER - TOTAL	192	3	31	61	90	4	3	-
Jet - (Sub Total)	187	2	30	61	87	4	3	-
F-80	12	-	5	2	5	-	-	-
F-84F	41	-	7	15	16	3	-	-
F-84 (Other)	8	-	1	3	3	-	1	-
F-86D	30	-	3	10	17	-	-	-
F-86H	8	1	1	1	4	-	1	-
F-86 (Other)	55	-	7	22	24	1	1	-
F-89	11	1	1	1	8	-	-	-
F-94C	9	-	3	2	4	-	-	-
F-94 (Other)	7	-	2	1	4	-	-	-
F-100	6	-	-	4	2	-	-	-
Non-Jet - (Sub Total)	5	1	1	-	3	-	-	-
F-51	5	1	1	-	3	-	-	-
TRAINER - TOTAL	146	1	29	33	76	5	1	1
Jet - (Sub Total)	97	-	24	24	45	2	1	1
T-33	97	-	24	24	45	2	1	1
Non-Jet - (Sub Total)	49	1	5	9	31	3	-	-
T-6	25	-	1	5	18	1	-	-
T-7	1	-	-	-	1	-	-	-
C-45	6	-	2	1	3	-	-	-
T-28	13	1	1	2	7	2	-	-
T-34	3	-	1	-	2	-	-	-
MK-4	1	-	-	1	-	-	-	-
MISCELLANEOUS - TOTAL	25	-	3	8	11	1	2	-
A-16	3	-	1	1	-	-	1	-
B-13	5	-	1	2	2	-	-	-
H-19	6	-	-	2	3	-	1	-
H-21	4	-	-	1	3	-	-	-
L-5	1	-	-	1	-	-	-	-
L-20	4	-	-	1	2	1	-	-
L-21	2	-	1	-	1	-	-	-
SECOND QUARTER - TOTAL	349	7	53	92	169	19	5	4
BOMBER - TOTAL	38	2	8	11	15	2	-	-
Jet - (Sub Total)	23	2	5	7	8	1	-	-
B-45	2	1	-	-	1	-	-	-
B-47	11	1	2	5	2	1	-	-
B-57	10	-	3	2	5	-	-	-
Non-Jet - (Sub Total)	15	-	3	4	7	1	-	-
B-25	6	-	-	2	4	-	-	-
B-26	6	-	3	1	1	1	-	-
B-29	2	-	-	1	1	-	-	-
B-50	1	-	-	-	1	-	-	-

[redacted]

TABLE 22 – USAF AND ANG MAJOR AIRCRAFT ACCIDENTS – BY PHASE OF OPERATION – FY 1956 (CONT)

TYPE AND MODEL	MAJOR ACCIDENTS	TAXIING	TAKE-OFF	IN FLIGHT	LANDING	GO AROUND	MISCELLANEOUS	UNDETERMINED
SECOND QUARTER (CONT'D)								
CARGO - TOTAL	21	1	3	5	9	-	3	-
C-46	2	-	-	-	2	-	-	-
C-47/53 (C-117)	4	-	1	1	1	-	1	-
C-54	3	-	-	2	1	-	-	-
C-97	1	-	-	-	1	-	-	-
C-118	1	-	-	-	1	-	-	-
C-119	6	-	1	2	3	-	-	-
C-124	3	-	1	-	-	-	2	-
C-130	1	1	-	-	-	-	-	-
FIGHTER - TOTAL	180	1	30	59	80	7	2	1
Jet - (Sub Total)	179	1	30	59	78	7	2	1
F-80	11	-	-	5	5	1	-	-
F-84F	47	-	10	14	22	1	-	-
F-84 (Other)	8	-	2	3	3	-	-	-
F-86D	37	1	7	11	11	5	1	1
F-86H	4	-	-	-	4	-	-	-
F-86 (Other)	33	-	2	15	16	-	-	-
F-89	9	-	2	3	3	-	1	-
F-94C	9	-	4	3	2	-	-	-
F-94 (Other)	5	-	1	1	3	-	-	-
F-100	15	-	2	4	9	-	-	-
F-102	1	-	-	-	1	-	-	-
Non-Jet - (Sub Total)	1	-	-	-	1	-	-	-
F-51	1	-	-	-	1	-	-	-
TRAINER - TOTAL	100	3	11	15	58	10	-	3
Jet - (Sub Total)	69	1	7	9	43	6	-	3
T-33	69	1	7	9	43	6	-	3
Non-Jet - (Sub Total)	31	2	4	6	15	4	-	-
T-6	14	1	1	2	8	2	-	-
C-45	5	-	1	2	1	1	-	-
T-28	11	1	1	2	6	1	-	-
T-34	1	-	1	-	-	-	-	-
MISCELLANEOUS - TOTAL	10	-	1	2	7	-	-	-
H-5	1	-	-	-	1	-	-	-
H-19	3	-	-	1	2	-	-	-
H-21	2	-	-	1	1	-	-	-
L-5	1	-	1	-	-	-	-	-
L-19	1	-	-	-	1	-	-	-
L-20	2	-	-	-	2	-	-	-
THIRD QUARTER - TOTAL	348	7	55	112	155	13	6	-
BOMBER - TOTAL	39	2	9	14	12	2	-	-
Jet - (Sub Total)	20	1	6	7	5	1	-	-
B-45	3	-	-	1	2	-	-	-
B-47	9	1	4	3	-	1	-	-
B-51	1	-	1	-	-	-	-	-
B-52	1	-	-	1	-	-	-	-
B-57	6	-	1	2	3	-	-	-
Non-Jet - (Sub Total)	19	1	3	7	7	1	-	-
B-25	8	1	2	3	1	1	-	-
B-26	5	-	-	2	3	-	-	-
B-29	1	-	-	-	1	-	-	-
B-36	4	-	1	1	2	-	-	-
B-50	1	-	-	1	-	-	-	-
CARGO - TOTAL	31	1	6	7	15	1	1	-
C-46	3	-	1	-	2	-	-	-
C-47/53 (C-117)	7	-	1	2	2	1	1	-
C-97	7	-	2	1	4	-	-	-
C-119	7	-	1	3	3	-	-	-
C-121 (R7V1)	1	-	-	-	1	-	-	-
C-124	6	1	1	1	3	-	-	-
FIGHTER - TOTAL	163	2	25	61	66	5	4	-
Jet - (Sub Total)	160	2	24	60	65	5	4	-
F-80	5	-	-	3	2	-	-	-
F-84F/K	36	-	2	13	17	2	2	-
F-84 (Other)	14	-	3	5	4	2	-	-
F-86D	35	-	10	13	11	-	1	-
F-86H	6	1	-	2	3	-	-	-
F-86 (Other)	27	-	3	17	6	-	1	-

[redacted]

TABLE 22 — USAF AND ANG MAJOR AIRCRAFT ACCIDENTS — BY PHASE OF OPERATION — FY 1956 (CONT)

TYPE AND MODEL	MAJOR ACCIDENTS	TAXIING	TAKE-OFF	IN FLIGHT	LANDING	GO AROUND	MISCELLANEOUS	UNDETERMINED
THIRD QUARTER								
FIGHTER (CONT'D)								
Jet (Cont'd)								
F-89	16	1	4	3	8	-	-	-
F-94C	4	-	-	1	3	-	-	-
F-94 (Other)	4	-	-	1	3	-	-	-
F-100	11	-	1	2	7	1	-	-
F-101	2	-	1	-	1	-	-	-
Non-Jet - (Sub Total)	3	-	1	1	1	-	-	-
F-51	3	-	1	1	1	-	-	-
TRAINER - TOTAL	104	1	11	25	61	5	1	-
Jet - (Sub Total)	69	-	9	20	37	2	1	-
T-33	69	-	9	20	37	2	1	-
Non-Jet - (Sub Total)	35	1	2	5	24	3	-	-
T-6	6	-	-	-	3	3	-	-
T-28	16	1	-	4	11	-	-	-
T-29	1	-	-	-	1	-	-	-
T-34	1	-	-	-	1	-	-	-
C-45	10	-	2	1	7	-	-	-
MK-4	1	-	-	-	1	-	-	-
MISCELLANEOUS - TOTAL	11	1	4	5	1	-	-	-
A-16	1	-	1	-	-	-	-	-
B-5	1	-	1	-	-	-	-	-
B-13	1	-	-	1	-	-	-	-
B-19	2	-	-	2	-	-	-	-
B-34	1	1	-	-	-	-	-	-
L-19	2	-	1	1	-	-	-	-
L-20	2	-	1	1	-	-	-	-
L-21	1	-	-	-	1	-	-	-
FOURTH QUARTER - TOTAL	392	13	73	99	188	12	7	-
BOMBER - TOTAL	31	-	3	8	16	3	1	-
Jet - (Sub Total)	12	-	2	4	5	1	-	-
B-45	2	-	1	-	1	-	-	-
B-47	5	-	-	3	1	1	-	-
B-57	5	-	1	1	3	-	-	-
Non-Jet - (Sub Total)	19	-	1	4	11	2	1	-
B-25	10	-	1	2	5	1	1	-
B-26	3	-	-	1	2	-	-	-
B-29	4	-	-	-	3	1	-	-
B-50	2	-	-	1	1	-	-	-
CARGO - TOTAL	15	1	4	3	7	-	-	-
C-46	1	-	-	1	-	-	-	-
C-47/53 (C-117)	5	1	2	-	2	-	-	-
C-97	2	-	1	1	-	-	-	-
C-119	2	-	-	1	1	-	-	-
C-124	5	-	1	-	4	-	-	-
FIGHTER - TOTAL	192	5	37	58	83	4	5	-
Jet - (Sub Total)	189	5	37	57	81	4	5	-
F-80	7	-	1	1	5	-	-	-
F-84F/K	45	2	9	17	15	-	2	-
F-84 (Other)	9	-	2	5	1	1	-	-
F-86D	45	1	9	9	24	1	1	-
F-86H	11	-	-	6	5	-	-	-
F-86 (Other)	29	-	4	10	13	1	1	-
F-89	16	1	4	2	7	1	1	-
F-94C	7	-	1	2	4	-	-	-
F-94 (Other)	10	-	5	2	3	-	-	-
F-100	10	1	2	3	4	-	-	-
Non-Jet - (Sub Total)	3	-	-	1	2	-	-	-
F-51	3	-	-	1	2	-	-	-
TRAINER - TOTAL	119	6	22	22	65	4	-	-
Jet - (Sub Total)	76	2	18	14	40	2	-	-
T-33	76	2	18	14	40	2	-	-
Non-Jet - (Sub Total)	43	4	4	8	25	2	-	-
T-6	7	1	-	2	2	2	-	-
T-28	19	1	2	3	13	-	-	-
T-34	6	-	1	2	3	-	-	-
C-45	9	2	1	-	6	-	-	-
MK-4	2	-	-	1	1	-	-	-

[redacted]

TABLE 22 — USAF AND ANG MAJOR AIRCRAFT ACCIDENTS — BY PHASE OF OPERATION — FY 1956 (CONT)

TYPE AND MODEL	MAJOR ACCIDENTS	TAXIING	TAKE-OFF	IN FLIGHT	LANDING	GO AROUND	MISCELLANEOUS	UNDETERMINED
FOURTH QUARTER (CONT'D)								
MISCELLANEOUS - TOTAL	35	1	7	8	17	1	1	-
A-16	3	-	-	1	2	-	-	-
B-13	1	-	-	-	1	-	-	-
B-19	9	1	3	3	1	-	1	-
B-21	4	-	1	3	-	-	-	-
L-19	9	-	-	-	8	1	-	-
L-20	8	-	3	-	5	-	-	-
L-21	1	-	-	1	-	-	-	-

Source: D/Flight Safety Research - The Inspector General.

[redacted]

TABLE 23– PERSONNEL FATALITIES AND INJURIES IN USAF/ANG AIRCRAFT ACCIDENTS – FY 1956

TYPE AND MODEL	INJURIES - ALL PERSONNEL				INJURIES - USAF RATED PILOTS			
	TOTAL	FATAL	MAJOR	MINOR	TOTAL	FATAL	MAJOR	MINOR
TOTAL FY 1956	1,130	749	238	143	595	391	124	80
FIRST QUARTER - TOTAL	360	251	70	39	170	105	41	24
BOMBER - TOTAL	50	37	7	6	22	19	2	1
Jet - (Sub Total)	14	7	2	5	6	4	1	1
B-45	3	-	2	1	2	-	1	1
B-47	4	4	-	-	2	2	-	-
B-57	7	3	-	4	2	2	-	-
Non-Jet - (Sub Total)	36	30	5	1	16	15	1	-
B-17	2	-	1	1	-	-	-	-
B-25	11	11	-	-	5	5	-	-
B-26	9	6	3	-	7	6	1	-
B-29	14	13	1	-	4	4	-	-
CARGO - TOTAL	140	117	15	8	24	18	2	4
C-46	1	-	1	-	1	-	1	-
C-47/53 (C-117)	28	26	-	2	10	8	-	2
C-97	16	10	2	4	4	2	-	2
C-119	93	80	11	2	9	8	1	-
C-124	2	1	1	-	-	-	-	-
FIGHTER - TOTAL	80	40	24	16	62	28	21	13
Jet - (Sub Total)	79	39	24	16	61	27	21	13
F-80	9	7	-	2	3	2	-	1
F-84F	20	10	6	4	16	7	6	3
F-84 (Other)	1	1	-	-	1	1	-	-
F-86D	9	2	3	4	8	2	2	4
F-86H	2	2	-	-	2	2	-	-
F-86 (Other)	20	9	8	3	20	9	8	3
F-89	7	6	1	-	3	3	-	-
F-94C	3	-	3	-	2	-	2	-
F-94 (Other)	6	1	2	3	4	-	2	2
F-100	2	1	1	-	2	1	1	-
Non-Jet - (Sub Total)	1	1	-	-	1	1	-	-
F-51	1	1	-	-	1	1	-	-
TRAINER - TOTAL	73	44	20	9	53	34	13	6
Jet - (Sub Total)	57	33	18	6	44	27	13	4
T-33	57	33	18	6	44	27	13	4
Non-Jet - (Sub Total)	16	11	2	3	9	7	-	2
T-6	6	5	-	1	2	1	-	1
C-45	5	4	-	1	5	4	-	1
T-28	3	-	2	1	-	-	-	-
MK-4	2	2	-	-	2	2	-	-
MISCELLANEOUS - TOTAL	17	13	4	-	9	6	3	-
SA-16	5	5	-	-	2	2	-	-
H-13	5	3	2	-	3	2	1	-
H-21	2	-	2	-	2	-	2	-
L-5	2	2	-	-	1	1	-	-
L-20	3	3	-	-	1	1	-	-
SECOND QUARTER - TOTAL	229	162	39	28	125	85	23	17
BOMBER - TOTAL	50	35	6	9	22	19	3	-
Jet - (Sub Total)	34	25	6	3	18	15	3	-
B-47	26	18	6	2	14	11	3	-
B-57	8	7	-	1	4	4	-	-
Non-Jet - (Sub Total)	16	10	-	6	4	4	-	-
B-25	4	1	-	3	-	-	-	-
B-26	4	4	-	-	2	2	-	-
B-29	8	5	-	3	2	2	-	-
CARGO - TOTAL	48	44	4	-	12	11	1	-
C-47/53 (C-117)	9	8	1	-	3	3	-	-
C-54	23	23	-	-	5	5	-	-
C-119	4	1	3	-	1	-	1	-
C-124	12	12	-	-	3	3	-	-
FIGHTER - TOTAL	86	57	16	13	60	37	10	13
Jet - (Sub Total)	86	57	16	13	60	37	10	13
F-80	3	3	-	-	3	3	-	-
F-84F/K	33	22	7	4	13	7	2	4
F-84 (Other)	2	2	-	-	2	2	-	-
F-86D	13	8	2	3	13	8	2	3

TABLE 23 — PERSONNEL FATALITIES AND INJURIES IN USAF/ANG AIRCRAFT ACCIDENTS — FY 1956 (CONT)

TYPE AND MODEL	INJURIES - ALL PERSONNEL				INJURIES - USAF RATED PILOTS			
	TOTAL	FATAL	MAJOR	MINOR	TOTAL	FATAL	MAJOR	MINOR
SECOND QUARTER (CONT'D)								
FIGHTER (CONT'D)								
Jet (Cont'd)								
F-86H	2	2	-	-	2	2	-	-
F-86 (Other)	14	10	2	2	13	9	2	2
F-89	9	5	2	2	5	2	1	2
F-94C	3	3	-	-	2	2	-	-
F-94 (Other)	2	1	1	-	2	1	1	-
F-100	5	1	2	2	5	1	2	2
TRAINER - TOTAL	42	25	11	6	29	18	7	4
Jet - (Sub Total)	38	19	8	5	26	15	7	4
T-33	32	19	8	5	26	15	7	4
Non-Jet - (Sub Total)	10	6	3	1	3	3	-	-
T-6	4	2	1	1	1	1	-	-
T-28	4	2	2	-	-	-	-	-
C-45	2	2	-	-	2	2	-	-
MISCELLANEOUS - TOTAL	3	1	2	-	2	-	2	-
H-19	3	1	2	-	2	-	2	-
THIRD QUARTER - TOTAL	313	193	78	42	169	113	34	22
BOMBER - TOTAL	83	67	10	6	36	30	4	2
Jet - (Sub Total)	44	34	9	1	24	20	4	-
B-45	3	3	-	-	2	2	-	-
B-47	29	23	5	1	16	13	3	-
B-51	2	2	-	-	1	1	-	-
B-52	8	4	4	-	4	3	1	-
B-57	2	2	-	-	1	1	-	-
Non-Jet - (Sub Total)	39	33	1	5	12	10	-	2
B-25	16	15	1	-	7	6	-	1
B-26	5	5	-	-	2	2	-	-
B-36	7	2	1	4	1	-	-	1
B-50	11	11	-	-	2	2	-	-
CARGO - TOTAL	72	27	34	11	13	8	4	1
C-47	8	4	3	1	5	3	1	1
C-97	13	6	5	2	4	3	1	-
C-119	4	-	3	1	2	-	2	-
C-124	47	17	23	7	2	2	-	-
FIGHTER - TOTAL	78	46	13	19	65	40	12	13
Jet - (Sub Total)	77	45	13	19	64	39	12	13
F-80	7	3	-	4	4	3	-	1
F-84F/K	11	6	2	3	10	5	2	3
F-84F (Other)	7	5	-	2	5	4	-	1
F-86D	14	8	3	3	14	8	3	3
F-86H	4	2	-	2	2	2	-	-
F-86 (Other)	13	10	1	2	13	10	1	2
F-89	10	9	1	-	6	5	1	-
F-94C	2	-	2	-	2	-	2	-
F-94 (Other)	3	-	2	1	2	-	1	1
F-100	4	1	1	2	4	1	1	2
F-101	2	1	1	-	2	1	1	-
Non-Jet - (Sub Total)	1	1	-	-	1	1	-	-
F-51	1	1	-	-	1	1	-	-
TRAINER - TOTAL	65	41	19	5	45	28	12	5
Jet - (Sub Total)	48	31	13	4	39	24	11	4
T-33	48	31	13	4	39	24	11	4
Non-Jet - (Sub Total)	17	10	6	1	6	4	1	1
T-28	4	3	1	-	-	-	-	-
T-29	2	2	-	-	2	2	-	-
C-45	10	5	4	1	3	2	-	1
MK-4	1	-	1	-	1	-	1	-
MISCELLANEOUS - TOTAL	15	12	2	1	10	7	2	1
A-16	6	6	-	-	2	2	-	-
L-20	9	6	2	1	8	5	2	1

TABLE 23 — PERSONNEL FATALITIES AND INJURIES IN USAF/ANG AIRCRAFT ACCIDENTS — FY 1956 (CONT)

TYPE AND MODEL	INJURIES - ALL PERSONNEL				INJURIES - USAF RATED PILOTS			
	TOTAL	FATAL	MAJOR	MINOR	TOTAL	FATAL	MAJOR	MINOR
FOURTH QUARTER - TOTAL	228	143	51	34	131	88	26	17
BOMBER - TOTAL	41	29	10	2	21	18	2	1
Jet - (Sub Total)	17	16	1	-	11	11	-	-
B-47	14	13	1	-	8	8	-	-
B-57	3	3	-	-	3	3	-	-
Non-Jet - (Sub Total)	24	13	9	2	10	7	2	1
B-25	18	11	6	1	9	7	1	1
B-26	3	1	2	-	1	-	1	-
B-29	3	1	1	1	-	-	-	-
CARGO - TOTAL	43	27	7	9	12	8	3	1
C-47	12	-	3	9	2	-	1	1
C-97	19	19	-	-	6	6	-	-
C-119	5	5	-	-	2	2	-	-
C-124	7	3	4	-	2	-	2	-
FIGHTER - TOTAL	78	48	17	13	65	41	13	11
Jet - (Sub Total)	77	47	17	13	64	40	13	11
F-80	1	1	-	-	1	1	-	-
F-84F/K	16	9	6	1	14	8	5	1
F-84 (Other)	1	1	-	-	1	1	-	-
F-86D	20	12	3	5	18	11	3	4
F-86H	7	5	1	1	7	5	1	1
F-86 (Other)	10	5	4	1	10	5	4	1
F-89	14	8	3	3	6	4	-	2
F-94C	3	3	-	-	2	2	-	-
F-94 (Other)	2	2	-	-	2	2	-	-
F-100	3	1	-	2	3	1	-	2
Non-Jet - (Sub Total)	1	1	-	-	1	1	-	-
F-51	1	1	-	-	1	1	-	-
TRAINER - TOTAL	50	34	10	6	28	19	5	4
Jet - (Sub Total)	39	28	9	2	24	18	5	1
T-33	39	28	9	2	24	18	5	1
Non-Jet - (Sub Total)	11	6	1	4	4	1	-	3
T-6	2	2	-	-	-	-	-	-
T-28	3	2	-	1	1	1	-	-
C-45	2	-	-	2	2	-	-	2
MK-4	2	-	1	1	1	-	-	1
T-34	2	2	-	-	-	-	-	-
MISCELLANEOUS - TOTAL	16	5	7	4	5	2	3	-
A-16	5	3	-	2	2	2	-	-
B-21	2	-	2	-	2	-	2	-
L-19	2	-	2	-	-	-	-	-
L-20	5	1	2	2	-	-	-	-
L-21	2	1	1	-	1	-	1	-

Source: D/Flight Safety Research - The Inspector General.

TABLE 24 — USAF MAJOR ACCIDENTS BY MISSION OF FLIGHT — FY 1956
(Excluding ANG and MAP Flying Hours and Accidents)

TYPE OF MISSION	FLYING HOURS	MAJOR ACCIDENTS		AIRCRAFT DESTROYED	FATALITIES
		Number	Rate		
TOTAL - FY 1956	9,311,676	1,375	15	682	713
FIRST QUARTER - TOTAL	2,440,550	382	16	189	243
Combat Crew and Operational Training	1,050,262	176	17	98	145
Student Training	630,920	68	11	27	27
Administrative	26,800	3	11	2	6
MATS Ferry	9,274	7	75	4	7
Combat Readiness Training					
AFR 60-2	200,975	39	19	16	14
Dual Purpose	272,204	29	11	15	26
Special Missions	54,187	15	28	6	2
Other	195,928	45	23	21	16
SECOND QUARTER - TOTAL	2,139,390	323	15	161	155
Combat Crew and Operational Training	947,565	189	20	111	106
Student Training	527,727	38	7	9	5
Administrative	22,317	2	9	1	9
MATS Ferry	6,220	6	96	3	1
Combat Readiness Training					
AFR 60-2	199,920	29	15	17	17
Dual Purpose	247,236	17	7	5	2
Special Missions	41,166	9	22	4	3
Other	147,239	33	22	11	12
THIRD QUARTER - TOTAL	2,231,673	319	14	170	182
Combat Crew and Operational Training	1,000,517	166	17	97	86
Student Training	539,333	53	10	21	31
Administrative	27,941	2	7	-	-
MATS Ferry	2,741	8	292	5	7
Combat Readiness Training					
AFR 60-2	225,026	22	10	8	5
Dual Purpose	247,241	29	12	19	26
Special Missions	37,093	4	11	3	-
Other	151,781	31	20	15	19
Unknown	-	4	-	2	8
FOURTH QUARTER - TOTAL	2,500,063	351	14	162	133
Combat Crew and Operational Training	1,098,190	170	15	92	79
Student Training	630,712	71	11	25	16
Administrative	17,461	2	11	1	-
MATS Ferry	4,634	4	86	1	2
Combat Readiness Training					
AFR 60-2	247,668	26	10	10	11
Dual Purpose	276,163	34	12	10	8
Special Missions	38,099	8	21	4	1
Other	187,136	35	19	18	15
Unknown	-	1	-	1	1

Source: D/Flight Safety Research - The Inspector General.

GROUND SAFETY

DEFINITIONS

The tables included in this section are USAF Ground Accident statistics approved and directed by the Air Force Regulation 32-1, dated 24 August 1948. In establishing the reporting system, standardized cost factors and definitions have been approved. The present standard accident costs for injuries and fatalities were established by the Air Force Regulation 32-2, dated 18 April 1956.

ACCIDENT, GROUND
Any accident which occurs on or off an Air Force installation, base, or site which involves Air Force military personnel, Air Force civilian personnel on duty, or Air Force property. Reference paragraph 3, Air Force Regulation 32-2, dated 18 April 1956.

ACCIDENT, PRIVATE MOTOR VEHICLE
A motor vehicle accident involving only non-Air Force motor vehicle or, if both Air Force and non-Air Force motor vehicles were involved, the Air Force motor vehicle was not being operated at the time of the accident. Motor vehicles which are not Air Force property will be considered as private motor vehicles. Vehicles which are the property of Government agencies other than the Air Force will also be considered as private motor vehicles.

ACCIDENT, USAF MOTOR VEHICLE.
An accident involving the operating of an Air Force motor vehicle which results in either disabling or non-disabling injury to Air Force personnel and/or non-USAF persons and/or damage aggregating $25.00 or more to Air Force motor vehicles, or to other vehicles or property without regard to ownership.

ACCIDENT, USAF PROPERTY
An incident resulting from Air Force ground operation wherein Air Force property is accidently damaged in amount of $25.00 or more.

COST PER CAPITA

$$\text{Cost per Capita} = \frac{\text{Cost of Injuries} + \text{Cost of Fatalities} + \text{Cost of Property Damage}}{\text{Total Command Strength (Average Military and Average Civilian)}}$$

COST YARDSTICK

INJURY	JAN 1949 THROUGH DEC 1950		JAN 1951 THROUGH DEC 1951			JAN 1952 THROUGH JUN 1956	
			Military				
	Military	Civilian	Officer	Airman	Civilian	Military	Civilian
Non-Disabling. . .	$ 4.25.	$ 4.25	$ 6.00.	$ 6.00	$ 6.00	$ 7.00	$ 7.00
Temporary Total. .	441.00	119.00	32.00/Day	23.00/Day	17.00/Day	30.00/Day	14.00/Day
Permanent Partial.	441.00	119.00	37,000.00	37,000,00	8,500.00	43,000.00	10,500.00
Permanent Total. .	441.00	119.00	57,000.00	57,000.00	70,000.00	63,500.00	70,000.00
Fatal.	19,565.00	9,955.00	26,500.00	26,500.00	20,000.00	31,500.00	25,000.00

COMMAND (FISCAL YEAR MAJOR), CONTINENTAL US
Continental Command - A Major Air Command whose headquarters and subordinate units are located within the Continental United States.

COMMAND (FISCAL YEAR MAJOR), OVERSEAS
Overseas Command - A Major Air Command whose headquarters and subordinate units are located outside the Continental United States.

DAYS OUT OF SERVICE
Air Force vehicle "days out of Service" and Air Force aircraft "days out of service" will be estimated total number of calendar days that the particular piece of equipment is out of service as a result of a ground accident, beginning with the day after the accident occurs and continuing up to the day on which it is estimated that the equipment will return to service.

GROUND SAFETY (CONTINUED)

DEFINITIONS

INJURY, DISABLING
An injury which results in death, permanent total, permanent partial injury, or temporary total injury which in the opinion of competent medical authority makes it impossible for the injured to return to work or duty at any time during the next calendar day following date of injury.

INJURY, NON-DISABLING
A non-disabling injury is an injury which, although requiring medical attention, would not keep the injured person from performing his regularly assigned duties during the next calendar day or any subsequent day. This type is generally known as a first-aid case.

PERSONNEL, CIVILIAN
Includes citizens and/or residents of the United States, its territories, and Canada, who are employed by the US Air Force and are paid from appropriated funds. Excludes Foreign Nationals.

PERSONNEL, MILITARY
Comprises officers and airmen serving on extended active duty with the Air Force. Members of other United States military services serving on extended active duty with Air Force units are included as Air Force Military Personnel.

RATES
Frequency rates were computed to the following formulas:

$$\text{Civilian Injury Rate} = \frac{\text{Number of Civilian Disabling and Fatal Injuries} \times 1{,}000{,}000}{\text{Total Hours of Civilian Employment}}$$

$$\text{Military Injury Rate (On Duty)} = \frac{\text{Number of Military Disabling and Fatal Injuries "On Duty"} \times 100{,}000}{\text{Total Military Man-Days of Exposure} \times 1/3}$$

$$\text{Military Injury Rate (Off Duty)} = \frac{\text{Number of Military Disabling and Fatal Injuries "Off Duty"} \times 100{,}000}{\text{Total Military Man-Days Exposure} \times 2/3}$$

$$\text{USAF Motor Vehicle Rate} = \frac{\text{Number of USAF Motor Vehicle Accidents} \times 100{,}000}{\text{Total USAF Motor Vehicle Mileage}}$$

STATUS
Indicates whether or not the person involved in the accident was on or off duty and whether the accident occurred on or off a military installation, base or site.

STRENGTH (AVERAGE), CIVILIAN
The derived civilian employee strength is developed by dividing the total civilian payroll man-hours worked (including legal holidays) during the report period by the standard number of work hours during the report period:

TOTAL CIVILIAN

$$\text{Derived Civilian Strength} = \frac{\text{Man Hours Worked}}{\text{Number of Standard Work Hours}}$$

The number of standard work-hours during the report period are the number of calendar days in the month minus Saturdays and Sundays multiplied by 8. Example - there were 21 paid payroll work-days in January 1955, therefore, the standard number of work-hours in the month was 21 multiplied by 8, or 168 hours.

STRENGTH (AVERAGE), MILITARY
The average military strength is obtained by dividing the total military man-days of exposure by the number of days in the report period:

$$\text{Average Military Strength} = \frac{\text{Exposure}}{\text{Number of Days in the Report Period}}$$

The total military exposure is the sum of daily assigned strength figures as shown on all morning reports for the entire report period.

GROUND SAFETY (CONTINUED)

DEFINITIONS

TIME LOSS (CIVILIAN)
Time loss for a civilian employee will be the estimated total number of days he will be unable to report for work as a result of the injury beginning with the first day he is unable to report for work and continuing up to the date of return. Sick leave, annual leave, and holidays will be included in the time loss.

TIME LOSS (MILITARY)
Time loss for a military person will be the estimated number of calendar days he is unable to report for duty as a result of an accidental injury, beginning with the first day he is unable to report for duty and continued up to the date of return.

USAF AIRCRAFT DAMAGED FROM GROUND ACCIDENTS
USAF Aircraft damaged as the result of a ground accident.

TABLE 25 — SUMMARY — USAF GROUND ACCIDENT EXPERIENCE, WORLDWIDE, — 1 JAN 1949 THROUGH 30 JUN 1956

(Cost yardstick changes for USAF Ground Accidents are shown on chart under "Definitions". Beginning with July 1953, the table below excludes Act of God accidents, commercial carrier accidents, and other reportable, but not chargeable accident reports. This a modification of Table 29, FY 1955)

NOMENCLATURE	1949	1950	1951	1952	1953	1954	1955	(JAN THROUGH JUN) 1956
MILITARY PERSONNEL								
Injuries								
Non-Disabling - Total	35,056	45,591	75,156	89,217	86,103	79,348	76,988	38,155
Disabling - Total	11,667	12,212	17,031	19,503	19,942	18,412	18,204	8,530
Fatalities	483	472	843	935	856	808	859	369
Permanent Total	133	119	13	21	21	16	13	7
Permanent Partial			183	215	168	44	37	10
Temporary Total	11,051	11,621	15,992	18,332	18,897	17,544	17,295	8,144
On-Duty Disabling Injuries - Total	3,965	3,837	6,011	6,358	a/	5,486	5,170	2,258
Off-Duty Disabling Injuries - Total	7,702	8,375	11,020	13,145	a/	12,926	13,034	6,272
Disabling Injury Rate - Total	7.73	7.63	6.04	5.55	5.68	5.37	5.23	5.15
On-Duty	7.96	7.26	6.41	5.44	a/	4.80	4.46	4.09
Off-Duty	7.62	7.80	5.86	5.61	a/	5.65	5.62	5.68
Man-Days Exposure - Total	150,958,405	160,153,908	281,829,035	351,224,770	351,211,777	342,949,842	348,135,767	165,688,124
Man-Days Lost - Total	180,304	193,645	276,473	338,025	314,239	271,099	250,291	116,759
Cost of Injuries - Total	$ 14,531,045	$ 14,605,802	$ 31,442,808	$ 43,724,786	$ 40,949,041	$ 37,048,406	$ 37,522,646	$ 16,267,855
Non-Disabling	148,988	193,762	450,936	624,519	602,721	555,436	538,916	267,085
Disabling	14,382,057	14,412,040	30,991,872	43,100,267	40,346,320	36,492,970	36,983,730	16,000,770
CIVILIAN PERSONNEL b/								
Injuries								
Non-Disabling - Total	58,005	60,960	117,546	132,185	94,324	63,899	59,560	30,571
Disabling - Total	2,681	2,347	3,455	3,733	2,395	1,722	1,638	863
Fatalities	16	14	31	31	14	6	9	4
Permanent Total	43	54	2	-	1	1	1	-
Permanent Partial			71	58	49	2	2	-
Temporary Total	2,622	2,279	3,351	3,644	2,331	1,713	1,626	859
Disabling Injury Rate - Total	7.43	6.48	6.32	5.80	3.86	3.12	2.73	2.69
Man-Hours Exposure - Total	360,753,462	362,012,840	546,355,622	643,839,977	620,963,985	551,845,864	600,837,428	320,391,722
Man-Days Lost - Total	32,005	31,414	38,975	46,019	26,646	21,519	17,835	10,477
Cost of Injuries - Total	$ 722,953	$ 676,097	$ 2,713,399	$ 2,692,047	$ 1,832,057	$ 989,559	$ 982,610	$ 460,675
Non-Disabling	246,521	259,080	705,276	925,295	660,268	447,293	416,920	213,997
Disabling	476,432	417,017	2,008,123	1,766,752	1,171,789	542,266	565,690	246,678

TABLE 25 — SUMMARY — USAF GROUND ACCIDENT EXPERIENCE WORLDWIDE — 1 JAN 1949 THROUGH 30 JUN 1956 (CONTINUED)

NOMENCLATURE	1949	1950	1951	1952	1953	1954	1955	(JAN THROUGH JUN) 1956
USAF PROPERTY DAMAGE								
USAF Government Motor Vehicles								
Total Number of Motor Vehicle Accidents	7,775	6,934	5,167	7,003	6,338	5,230	5,362	2,409
Number of Miles Operated	255,149,637	255,527,698	389,062,667	496,228,958	533,261,614	529,156,342	566,696,918	270,231,399
Accident Rate	3.05	2.71	1.33	1.41	1.19	.99	.95	.89
Number of Motor Vehicles Damaged - Total	6,796	5,723	3,922	5,427	5,010	4,364	4,633	2,093
Damaged in Motor Vehicle Accidents	a/	a/	3,922	5,413	a/	4,210	4,427	1,962
Motor Vehicle Damaged by Other Causes	a/	a/	-	14	a/	154	206	131
Days Out of Service - Total	17,211	14,719	a/	a/	47,375	34,987	39,805	16,471
From Motor Vehicle Accidents	a/	a/	25,404	38,999	a/	33,565	38,761	15,861
From Other Causes	a/	a/	a/	a/	a/	1,422	1,044	610
Motor Vehicle Damage Cost - Total	$ 454,424	$ 402,054	$ 636,054	$ 942,585	$ 896,637	$ 770,132	$ 927,266	$ 350,584
Damaged in Motor Vehicle Accidents	454,424	402,054	636,054	919,385	a/	749,413	901,213	333,925
Motor Vehicle Damaged by Other Causes	-	-	-	23,200	a/	20,719	26,053	16,659
USAF Aircraft								
Number Damaged - Total	458	380	623	887	911	776	912	394
Damaged in Motor Vehicle Accidents	a/	a/	a/	a/	a/	a/	a/	54
Damaged by Other Causes	a/	a/	a/	a/	a/	a/	a/	340
Days Out of Service - Total	2,221	1,755	3,560	3,656	4,887	3,688	4,487	1,982
Caused by Motor Vehicle Accidents	a/	a/	1,479	1,492	a/	a/	a/	380
Other Causes	a/	a/	2,081	2,164	a/	a/	a/	1,602
Aircraft Damage Cost - Total	$ 1,118,653	$ 552,473	$ 1,077,126	$ 2,538,704	$ 1,675,606	$ 928,352	$ 1,136,427	$ 492,519
Cause by Motor Vehicle Accidents	a/	a/	474,575	383,233	a/	a/	a/	30,373
Other Causes	a/	a/	602,551	2,150,471	a/	a/	a/	462,146
Other USAF Property Damage Cost - Total	372,115	265,044	411,738	522,421	676,394	609,895	805,003	$ 410,948
Other USAF Property Damage by Mtr Veh Acdts	41,166	34,288	68,029	82,722	a/	d/ 223,376	d/ 290,688	86,709
Other Causes	330,949	230,756	343,701	439,699	a/	386,519	514,315	324,239
INJURY AND PROPERTY DAMAGE COST c/								
Injury and Property Damage Cost - Total	$ 17,199,190	$ 16,501,470	$ 36,281,117	$ 50,420,543	$ 46,029,735	$ 40,346,344	$ 41,373,952	$ 17,982,581
Non-Disabling Injuries (Military and Civilian)	395,509	452,842	1,156,212	1,549,814	1,262,989	1,002,729	955,836	481,082
Disabling Injuries (Military and Civilian)	14,858,489	14,829,057	32,999,995	44,867,019	41,518,109	37,035,236	37,549,420	16,247,445
USAF Property Damage	1,945,192	1,219,571	2,124,910	4,003,710	3,248,637	2,308,379	2,868,696	1,254,051
COST PER CAPITA								
Total Cost	$ 30.39	$ 26.52	$ 34.82	$ 39.46	$ 36.44	$ 33.51	$ 33.29	$ 14.76
Military	$ 36.98	$ 33.11	$ 40.72	$ 45.56	$ 42.56	$ 39.43	$ 39.34	$ 17.87
Civilian	$ 4.18	$ 3.71	$ 10.05	$ 8.46	$ 6.09	$ 3.74	$ 3.40	$ 1.50

a/ Not available.
b/ Excludes Foreign Nationals Beginning September 1953.
c/ Excludes cost of tort claims.
d/ Includes cost of Aircraft damaged by motor vehicle accidents

Source: Assistant for Ground Safety, DCS/Personnel, Hq USAF

TABLE 26 — USAF MILITARY PERSONNEL INJURY EXPERIENCE, WORLDWIDE — FY 1956

NOMENCLATURE	WORLDWIDE	CONTINENTAL US	OVERSEAS
Average Strength	932,270	750,938	181,332
Man-Days Exposure - Total	341,210,896	274,843,454	66,367,442
Injuries - Total	93,854	79,787	23,067
Non-Disabling - Total a/	75,971	56,370	19,601
Disabling - Total	17,883	14,417	3,466
On Duty - Total	4,767	3,621	1,146
Off Duty - Total	13,116	10,796	2,320
Temporary - Total	16,981	13,631	3,350
On Duty	4,681	3,561	1,120
Off Duty	12,300	10,070	2,230
Permanent Impairment - Total	47	43	4
On Duty	8	6	2
Off Duty	39	37	2
Fatality - Total	855	743	112
On Duty	78	54	24
Off Duty	777	689	88
Man-Days Lost - Total	246,152	198,993	47,159
On Duty	54,577	39,453	15,124
Off Duty	191,575	159,540	32,035
Injury Rate - Total (Per 100,000 Man-Days)	5.24	5.25	5.22
On Duty	4.19	3.95	5.18
Off Duty	5.77	5.89	5.24

a/ On Duty and Off Duty breaks were not available.

Source: Assistant for Ground Safety, DCS/Personnel, Hq USAF

TABLE 27 — USAF CIVILIAN PERSONNEL INJURY EXPERIENCE, WORLDWIDE — FY 1956

NOMENCLATURE	WORLDWIDE	CONTINENTAL US	OVERSEAS
Average Strength	301,351	285,955	15,396
Man-Hours Exposure - Total	629,220,091	597,073,278	32,146,813
Injuries - Total	61,465	60,183	1,282
Non Disabling - Total	59,841	58,650	1,191
Disabling - Total	1,624	1,533	91
Temporary - Total	1,613	1,523	90
Permanent Impairment	2	1	1
Fatalities	9	9	-
Man-Days Lost - Total	19,135	18,397	738
Injury Rate (Per 1,000,000 Man-Hours)	2.58	2.57	2.83

Source: Assistant for Ground Safety, DCS/Personnel, Hq USAF

TABLE 28 — USAF MOTOR VEHICLE ACCIDENT EXPERIENCE, WORLDWIDE — FY 1956

NOMENCLATURE	WORLDWIDE	CONTINENTAL US	OVERSEAS
Accident (Military and Civilian) - Total	4,998	3,099	1,899
Miles Operated - Total	556,926,213	365,382,126	191,544,087
Accident Rate (Per 100,000 Miles)	.90	.85	.99

Source: Assistant for Ground Safety, DCS/Personnel, Hq USAF

TABLE 29 — USAF MILITARY PERSONNEL INJURY EXPERIENCE, BY COMMAND — FY 1956

COMMAND	DISABLING INJURIES								NON-DISABLING INJURIES
	Total Disabling Injuries	Fatal	Permanent Total	Permanent Partial	Temporary Total		Man-Days of Exposure	Rate	
					Number	Man-Days Lost			
WORLDWIDE - TOTAL	17,883	855	17	30	16,981	246,152	341,210,896	5.24	75,971
CONTINENTAL US - TOTAL	14,417	743	16	27	13,631	198,993	274,843,454	5.25	56,370
Air Defense Command	1,669	103	2	2	1,562	26,439	27,935,798	5.97	8,607
Air Force Finance Division	-	-	-	-	-	-	17,323	-	-
Air Materiel Command	447	25	2	-	420	5,800	9,478,113	4.72	1,977
Air Proving Ground Command	243	11	-	-	232	2,713	3,083,062	7.88	265
Air Research and Development Comd.	566	15	1	-	550	5,361	7,067,324	8.01	1,894
Air Training Command	4,427	199	3	11	4,214	58,498	77,603,341	5.70	15,583
Air University	143	6	-	-	137	2,440	4,633,576	3.09	578
Continental Air Command	547	32	1	-	514	7,851	13,372,801	4.09	1,728
Headquarters Command, USAF	121	6	-	-	115	2,208	5,493,257	2.20	271
Headquarters, USAF	6	1	-	-	5	185	1,348,377	.44	18
Military Air Transport Service	1,649	97	1	3	1,548	21,935	32,860,555	5.02	6,571
Strategic Air Command	3,251	182	3	10	3,056	46,796	67,280,649	4.83	14,089
Tactical Air Command	1,174	60	2	1	1,111	16,549	18,128,884	6.48	4,136
Air Force Security Service	174	6	1	-	167	2,218	6,540,394	2.66	653
OVERSEAS - TOTAL	3,466	112	1	3	3,350	47,159	66,367,442	5.22	19,601
Alaskan Air Command	421	8	-	-	413	5,119	6,372,473	6.61	1,839
Caribbean Air Command	11	1	-	-	10	81	522,957	2.10	138
Far East Air Forces	1,020	36	-	-	984	13,736	23,598,149	4.32	6,493
Northeast Air Command	245	6	-	1	237	3,630	4,880,523	5.02	2,131
US Air Forces, Europe	1,769	61	1	2	1,706	24,593	30,993,340	5.71	9,000

Source: Assistant for Ground Safety, DCS/Personnel, Hq USAF

TABLE 30 — USAF CIVILIAN PERSONNEL INJURY EXPERIENCE, BY COMMAND — FY 1956

COMMAND	DISABLING INJURIES								NON-DISABLING INJURIES
	Total Disabling Injuries	Fatal	Permanent Total	Permanent Partial	Temporary Total		Man-Days of Exposure	Rate	
					Number	Man-Days Lost			
WORLDWIDE - TOTAL	1,624	9	-	2	1,613	19,135	629,220,091	2.58	59,841
CONTINENTAL US - TOTAL	1,533	9	-	1	1,523	18,397	597,073,278	2.57	58,650
Air Defense Command	60	-	-	-	60	1,026	20,998,110	2.86	768
Air Force Finance Division	11	-	-	-	11	83	4,276,514	2.57	198
Air Materiel Command	830	6	-	-	824	9,296	341,839,797	2.43	43,985
Air Proving Ground Command	17	-	-	-	17	283	5,502,049	3.09	101
Air Research and Development Comd.	126	2	-	-	124	1,451	40,794,943	3.09	3,672
Air Training Command	245	-	-	1	244	3,065	73,406,900	3.34	3,922
Air University	8	-	-	-	8	79	5,260,974	1.52	130
Continental Air Command	49	-	-	-	49	513	16,273,070	3.01	815
Headquarters Command, USAF	11	-	-	-	11	156	10,205,058	1.08	521
Headquarters, USAF	1	-	-	-	1	15	5,685,292	.18	9
Military Air Transport Service	67	-	-	-	67	904	25,242,263	2.65	2,708
Strategic Air Command	81	1	-	-	80	1,023	33,301,328	2.43	1,348
Tactical Air Command	27	-	-	-	27	503	12,921,462	2.09	431
Air Force Security Service	-	-	-	-	-	-	1,365,518	-	42
OVERSEAS - TOTAL	91	-	-	1	90	738	32,146,813	2.83	1,191
Alaskan Air Command	37	-	-	-	37	247	6,976,767	5.30	251
Caribbean Air Command	-	-	-	-	-	-	396,216	-	3
Far East Air Forces	9	-	-	-	9	50	7,923,922	1.14	246
Northeast Air Command	38	-	-	1	37	370	10,547,459	3.60	586
US Air Forces, Europe	7	-	-	-	7	71	6,302,449	1.11	105

Source: Assistant for Ground Safety, DCS/Personnel, Hq USAF.

434177 O - 57 - 7

TABLE 31 — USAF MOTOR VEHICLE DISABLING INJURY EXPERIENCE — FY 1956

(Table includes Military and On-Duty Civilian)

COMMAND	NUMBER	DISABLING INJURIES						INJURY COST
		Total Injuries	Fatal	Permanent Total	Permanent Partial	Temporary Total		
						Number	Man-Days Lost	
WORLDWIDE - TOTAL	4,998	521	34	1	1	485	8,691	$ 1,425,906
CONTINENTAL US - TOTAL	3,099	304	21	1	1	281	4,590	$ 995,824
Air Defense Command	399	24	1	-	-	23	417	44,010
Air Force Finance Division	-	-	-	-	-	-	-	-
Air Materiel Command	441	23	1	-	-	22	576	46,172
Air Proving Ground Command	54	3	1	-	-	2	13	31,890
Air Research and Development Commd	131	13	1	-	-	12	92	34,196
Air Training Command	607	73	5	-	-	68	1,158	191,616
Air University	26	1	-	-	-	1	14	420
Continental Air Command	164	20	1	-	-	19	130	35,400
Headquarters Command, USAF	83	6	1	-	-	5	212	37,780
Headquarters, USAF	10	-	-	-	-	-	-	-
Military Air Transport Service	362	34	5	-	1	28	483	214,990
Strategic Air Command	563	76	4	-	-	72	1,149	153,970
Tactical Air Command	242	23	1	1	-	21	239	102,170
Air Force Security Service	17	8	-	-	-	8	107	3,210
OVERSEAS - TOTAL	1,899	217	13	-	-	204	4,101	$ 530,082
Alaskan Air Command	230	11	-	-	-	11	176	5,280
Caribbean Air Command	7	-	-	-	-	-	-	-
Far East Air Forces	617	85	3	-	-	82	1,749	146,970
Northeast Air Command	150	12	1	-	-	11	256	37,004
US Air Forces, Europe	895	109	9	-	-	100	1,920	340,828

Source: Assistant for Ground Safety, DCS/Personnel, Hq USAF.

TABLE 32 — PRIVATE MOTOR VEHICLE DISABLING INJURY EXPERIENCE — FY 1956

(Table includes Military and On-Duty Civilian)

COMMAND	NUMBER OF ACCIDENTS	DISABLING INJURIES						Injury Cost
		Total Injuries	Fatal	Permanent Total	Permanent partial	Temporary Total		
						Number	Man-Days Lost	
WORLDWIDE - TOTAL	4,998	6,221	641	10	20	5,550	117,703	$25,208,180
CONTINENTAL - TOTAL	4,429	5,477	587	10	18	4,862	103,452	$22,993,650
Air Defense Command	619	787	81	2	-	704	15,711	3,149,542
Air Force Finance Division	-	-	-	-	-	-	-	-
Air Materiel Command	144	165	19	-	-	146	2,376	662,064
Air Proving Ground Command	56	74	8	-	-	66	1,167	287,010
Air Research and Development Commd	140	176	9	1	-	166	2,314	416,340
Air Training Command	1,213	1,511	162	3	9	1,337	28,452	6,533,982
Air University	52	60	6	-	-	54	1,378	230,340
Continental Air Command	172	200	27	1	-	172	3,872	1,030,160
Headquarters Command, USAF	34	36	3	-	-	33	1,153	129,090
Headquarters, USAF	4	4	1	-	-	3	78	33,840
Military Air Transport Service	470	547	75	-	1	471	9,934	2,702,272
Strategic Air Command	1,076	1,348	145	2	6	1,195	25,810	5,812,800
Tactical Air Command	407	518	49	-	2	467	10,262	1,851,360
Air Force Security Service	42	51	2	1	-	48	945	154,850
OVERSEAS - TOTAL	569	744	54	-	2	688	14,251	$ 2,214,530
Alaskan Air Command	43	68	-	-	-	68	1,408	42,240
Caribbean Air Command	3	3	1	-	-	2	10	31,800
Far East Air Forces	112	119	10	-	-	109	2,192	380,760
Northeast Air Command	13	13	3	-	-	10	140	98,700
US Air Forces, Europe	398	541	40	-	2	499	10,501	1,661,030

Source: Assistant for Ground Safety, DCS/Personnel, Hq USAF.

TABLE 33 — USAF MILITARY PERSONNEL DISABLING INJURY EXPERIENCE BY DUTY STATUS — FY 1956

NOMENCLATURE	TOTAL	ON-DUTY	OFF-DUTY
WORLDWIDE			
Disabling Injuries - Total	17,883	4,767	13,116
Fatal	855	78	777
Permanent Total	17	4	13
Permanent Partial	30	4	26
Temporary Total	16,981	4,681	12,300
Man-Days Lost (Temporary Total)	246,152	54,577	191,575
Disabling Injury Rate	5.24	4.19	5.77
Man-Days of Exposure	341,210,896	113,736,966	227,473,930
Disabling Injury Cost	$ 36,686,560	$ 4,520,310	$ 32,166,250
CONTINENTAL US			
Disabling Injuries - Total	14,417	3,621	10,796
Fatal	743	54	689
Permanent Total	16	3	13
Permanent Partial	27	3	24
Temporary Total	13,631	3,561	10,070
Man-Days Lost (Temporary Total)	198,993	39,453	159,540
Disabling Injury Rate	5.25	3.95	5.89
Man-Days of Exposure	274,843,454	91,614,485	183,228,969
Disabling Injury Cost	$31,551,290	$ 3,204,090	$ 28,347,200
OVERSEAS			
Disabling Injuries - Total	3,466	1,146	2,320
Fatal	112	24	88
Permanent Total	1	1	-
Permanent Partial	3	1	2
Temporary Total	3,350	1,120	2,230
Man-Days Lost (Temporary Total)	47,159	15,124	32,035
Disabling Injury Rate	5.22	5.18	5.24
Man-Days of Exposure	66,367,442	22,122,481	44,244,961
Disabling Injury Cost	$ 5,135,270	$ 1,316,220	$ 3,819,050

Source: Assistant for Ground Safety, DCS/Personnel, Hq USAF.

TABLE 34 — COST ANALYSIS OF USAF GROUND ACCIDENT EXPERIENCE — FY 1956

COST AND STRENGTH	WORLDWIDE	CONTINENTAL US	OVERSEAS
COST PER CAPITA PER ANNUM - TOTAL . .	$ 33.23	$ 33.80	$ 30.21
MILITARY COST PER CAPITA PER ANNUM	$ 39.92	$ 42.54	$ 29.08
CIVILIAN COST PER CAPITA PER ANNUM	$ 3.10	$ 3.16	$ 1.89
ACCIDENT COST - TOTAL.	$ 40,995,118	$ 35,051,232	$ 5,943,886
Cost of Military Injuries - Total. . . .	$ 37,218,357	$ 31,945,880	$ 5,272,477
Non-Disabling Injuries	531,797	394,590	137,207
Disabling Injuries - Total	$ 36,686,560	$ 31,551,290	$ 5,135,270
Temporary Total.	7,384,560	5,969,790	1,414,770
Permanent Impairment	2,369,500	2,177,000	192,500
Fatalities	26,932,500	23,404,500	3,528,000
Cost of Civilian Injuries - Total. . . .	$ 932,777	$ 903,608	$ 29,169
Non-Disabling Injuries	418,887	410,550	8,337
Disabling Injuries - Total	513,890	493,058	20,832
Temporary Total.	267,890	257,558	10,332
Permanent Impairment	21,000	10,500	10,500
Fatalities	225,000	225,000	-
Cost of Vehicle Damage by all causes.	$ 820,739	$ 490,804	$ 329,935
Cost of Aircraft Damage by all causes.	$ 1,228,945	$ 1,135,580	$ 93,365
Cost of Other Property Damage by all causes - Total.	$ 794,300	$ 575,360	$ 218,940
AVERAGE STRENGTH - TOTAL.	$ 1,233,621	$ 1,036,893	$ 196,728
Military.	932,270	750,938	181,332
Civilian.	301,351	285,955	15,396

Source: Assistant for Ground Safety, DCS/Personnel, Hq USAF.

TABLE 35 — COST ANALYSIS OF USAF MILITARY PERSONNEL INJURY EXPERIENCE — FY 1956

(See Introduction to Ground Safety Area for Standard Cost Factors)

COMMAND	AVERAGE STRENGTH	COST PER CAPITA	COSTS					
			Total	Disabling Injuries				NON-DISABLING INJURIES
				Fatal	Permanent Total	Permanent Partial	Temporary Total	
WORLDWIDE - TOTAL	932,270	$ 39.92	$ 37,218,357	$ 26,932,500	$ 1,079,500	$ 1,290,000	$ 7,384,560	$ 531,797
CONTINENTAL US - TOTAL	750,938	$ 42.54	$ 31,945,880	$ 23,404,500	$ 1,016,000	$ 1,161,000	$ 5,969,790	$ 394,590
Air Defense Command	76,327	56.48	4,310,919	3,244,500	127,000	86,000	793,170	60,249
Air Force Finance Division	47	-	-	-	-	-	-	-
Air Materiel Command	25,896	42.57	1,102,339	787,500	127,000	-	174,000	13,839
Air Proving Ground Command	8,424	51.01	429,745	346,500	-	-	81,390	1,855
Air Research and Development Command	19,310	36.77	710,088	472,500	63,500	-	160,830	13,258
Air Training Command	212,031	41.48	8,796,021	6,268,500	190,500	473,000	1,754,940	109,081
Air University	12,660	21.03	266,246	189,000	-	-	73,200	4,046
Continental Air Command	36,538	36.10	1,319,126	1,008,000	63,500	-	235,530	12,096
Headquarters Command, USAF	15,009	17.13	257,137	189,000	-	-	66,240	1,897
Headquarters, USAF	3,684	10.09	37,176	31,500	-	-	5,550	126
Military Air Transport Service	89,783	44.02	3,952,047	3,055,500	63,500	129,000	658,050	45,997
Strategic Air Command	183,827	42.74	7,856,003	5,733,000	190,500	430,000	1,403,880	98,623
Tactical Air Command	49,532	52.20	2,585,422	1,890,000	127,000	43,000	496,470	28,952
Air Forces Security Service	17,870	18.11	323,611	189,000	63,500	-	66,540	4,571
OVERSEAS - TOTAL	181,332	$ 29.08	$ 5,272,477	$ 3,528,000	$ 63,500	$ 129,000	$ 1,414,770	$ 137,207
Alaskan Air Command	17,411	24.03	418,443	252,000	-	-	153,570	12,873
Caribbean Air Command	1,429	24.42	34,896	31,500	-	-	2,430	966
Far East Air Command	64,476	24.68	1,591,531	1,134,000	-	-	412,080	45,451
Northeast Air Command	13,335	26.68	355,817	189,000	-	43,000	108,900	14,917
US Air Forces, Europe	84,681	33.91	2,871,790	1,921,500	63,500	86,000	737,790	63,000

Source: Assistant for Ground Safety, DCS/Personnel, Hq USAF

TABLE 36 — COST ANALYSIS OF USAF CIVILIAN PERSONNEL INJURY EXPERIENCE — FY 1956

(See Introduction to Ground Safety for Standard Cost Factors)

COMMAND	AVERAGE STRENGTH	COST PER CAPITA	Total	COSTS				NON-DISABLING INJURIES
				Disabling Injuries				
				Fatal	Permanent Total	Permanent Partial	Temporary Total	
WORLDWIDE - TOTAL	301,351	$ 3.10	$ 932,777	$ 225,000	$ -	$ 21,000	$ 267,890	$ 418,887
CONTINENTAL US - TOTAL	285,955	$ 3.16	$ 903,608	$ 225,000	$ -	$ 10,500	$ 257,558	$ 410,550
Air Defense Command	10,057	1.96	19,740	-	-	-	14,364	5,376
Air Force Finance Division	2,048	1.24	2,548	-	-	-	1,162	1,386
Air Materiel Command	163,716	3.59	588,039	150,000	-	-	130,144	307,895
Air Proving Ground Command	2,635	1.77	4,669	-	-	-	3,962	707
Air Research and Development	19,538	4.91	96,018	50,000	-	-	20,314	25,704
Air Training Command	35,157	2.30	80,864	-	-	10,500	42,910	27,454
Air University	2,520	.80	2,016	-	-	-	1,106	910
Continental Air Command	7,794	1.65	12,887	-	-	-	7,182	5,705
Headquarters Command, USAF	4,887	1.19	5,831	-	-	-	2,184	3,647
Headquarters, USAF	2,723	.10	273	-	-	-	210	63
Military Air Transport Service	12,089	2.61	31,612	-	-	-	12,656	18,956
Strategic Air Command	15,949	3.06	48,758	25,000	-	-	14,322	9,436
Tactical Air Command	6,188	1.63	10,059	-	-	-	7,042	3,017
Air Force Security Service	654	.45	294	-	-	-	-	294
OVERSEAS - TOTAL	15,396	$ 1.89	$ 29,169	$ -	$ -	$ 10,500	$ 10,332	$ 8,337
Alaskan Air Command	3,341	1,56	5,215	-	-	-	3,458	1,757
Caribbean Air Command	190	.11	21	-	-	-	-	21
Far East Air Forces	3,795	.64	2,422	-	-	-	700	1,722
Northeast Air Command	5,052	3.92	19,782	-	-	10,500	5,180	4,102
US Air Forces, Europe	3,018	.57	1,729	-	-	-	994	735

Source: Assistant for Ground Safety, DCS/Personnel, Hq USAF.

TABLE 37 — USAF GROUND ACCIDENT COST ANALYSIS BY COST PER CAPITA, BY COMMAND — FY 1956

(See Introduction to Ground Safety Area for Standard Cost Factors)

MONTH	CONTINENTAL US						
	Total	Air Defense Command	Air Force Finance Division	Air Materiel Command	Air Proving Ground Command	Air Research and Development Command	Air Training Command
July (1955)	$ 3.35	$ 6.33	$ .03	$ 1.32	$ .28	$ 1.81	$ 3.80
August	3.28	4.34	.06	1.73	.93	3.29	4.24
September	3.20	6.03	.02	.89	3.53	1.52	3.09
October	2.93	5.14	.08	.64	3.38	2.35	2.34
November	2.41	4.18	.05	.45	.64	2.21	2.53
December	3.73	6.74	.04	.80	6.30	.75	4.69
January (1956)	$ 2.18	$ 1.22	$ .07	$ .87	$ .84	$ 2.08	$ 3.17
February	2.00	1.98	.52	.87	.54	1.22	2.00
March	2.72	3.37	.06	.74	16.40	1.24	2.45
April	2.56	5.98	.07	1.34	.35	1.66	2.27
May	2.54	4.58	.08	.61	3.89	2.66	3.28
June	2.88	4.56	.09	.81	3.73	1.27	3.08

MONTH	CONTINENTAL US (CONTINUED)						
	Air University	Continental Air Command	Headquarters Command USAF	Military Air Transport Service	Strategic Air Command	Tactical Air Command	USAF Security Service
July (1955)	$ .36	$ 1.96	$ .24	$ 5.57	$ 3.65	$ 4.42	$ 2.45
August	4.67	1.80	1.80	3.51	3.06	6.49	.27
September	2.76	1.65	.38	3.33	5.49	3.93	.28
October	.40	2.85	1.65	4.38	5.14	2.33	.18
November	4.35	4.53	3.77	2.26	3.08	2.50	.26
December	.69	5.28	.72	4.23	4.45	4.77	.15
January (1956)	$ .48	$ 1.87	$ 1.68	$ 2.23	$ 2.28	$ 3.09	$ 6.91
February	.45	1.33	.51	3.82	2.26	4.20	2.10
March	.24	3.22	.35	3.57	3.70	4.15	3.46
April	2.35	3.83	1.81	2.08	3.26	2.46	.41
May	.62	1.40	.52	2.26	3.40	2.69	.46
June	.47	.63	.24	3.96	3.31	7.78	.45

MONTH	OVERSEAS					
	Total	Alaskan Air Command	Caribbean Air Command	Far East Air Forces	Northeast Air Command	US Air Forces in Europe
July (1955)	$ 3.16	$ 4.32	$ 19.08	$ 2.32	$ 2.57	$ 3.45
August	2.44	2.06	.18	1.71	2.32	3.21
September	2.97	2.26	.32	2.35	4.48	3.42
October	1.89	.73	.37	1.52	5.05	1.82
November	2.53	2.65	.31	1.23	2.51	3.48
December	2.98	.94	.24	3.25	1.74	3.52
January (1956)	$ 2.20	$ 2.43	$ .04	$ 2.97	$ .97	$ 1.88
February	1.72	1.24	.36	1.73	2.88	1.58
March	2.76	2.02	.25	3.07	.59	3.25
April	1.94	1.28	.21	1.09	2.66	2.62
May	2.53	2.77	.60	2.56	1.00	2.85
June	2.93	2.21	.14	2.29	.45	4.14

Source: Assistant for Ground Safety, DCS/Personnel, Hq USAF.

TABLE 38 — USAF MOTOR VEHICLE GROUND ACCIDENT EXPERIENCE — FY 1956

COMMAND	NUMBER OF ACCIDENTS	MILES OPERATED	ACCIDENT RATE	COST							AVERAGE COST PER USAF VEHICLE ACCIDENT
				Total Cost	USAF Property Damaged					Disabling Injury Cost (Military and Civilian)	
					Total Cost	USAF Motor Vehicles			Other USAF Property Damaged In Accidents		
						Cost	Number Damaged	Days Out			
WORLDWIDE - TOTAL	4,998	556,926,213	.90	$ 2,466,378	$ 1,040,472	$ 788,008	4,141	34,477	$ 252,464	$ 1,425,906	$ 493
CONTINENTAL US - TOTAL	3,099	365,382,126	.85	$ 1,513,212	$ 617,388	$ 475,027	2,574	17,919	$ 142,361	$ 895,824	$ 488
Air Defense Command	399	39,744,823	1.00	129,676	85,666	71,857	344	3,207	13,809	44,010	325
Air Force Finance Division	-	58,041	.00	-	-	-	-	-	-	-	-
Air Materiel Command	441	65,878,636	.67	113,444	67,272	50,999	371	1,658	16,273	46,172	257
Air Proving Ground	54	7,771,824	.69	37,783	5,893	5,469	43	121	424	31,890	700
Air Research and Development Command	131	16,255,743	.81	64,518	30,322	18,012	104	676	12,310	34,196	493
Air Training Command	607	64,751,918	.94	317,102	125,486	112,349	551	3,257	13,137	191,616	522
Air University	26	4,334,149	.60	2,910	2,490	2,468	23	64	22	420	112
Continental Air Command	164	12,009,190	1.37	70,919	35,519	30,098	133	1,649	5,421	35,400	432
Headquarters Command, USAF	83	11,880,574	.70	47,833	10,053	9,495	88	290	558	37,780	576
Headquarters, USAF	10	402,094	2.49	145	145	145	1	-	-	-	15
Military Air Transport Services	362	41,495,749	.87	269,607	54,617	41,800	240	1,551	12,817	214,990	745
Strategic Air Command	563	74,709,894	.75	292,105	138,135	84,546	470	3,372	53,589	153,970	519
Tactical Air Command	242	21,861,376	1.11	160,529	58,359	44,437	194	1,670	13,922	102,170	663
Air Force Security Services	17	4,228,115	.40	6,641	3,431	3,352	12	404	79	3,210	391
OVERSEAS - TOTAL	1,899	191,544,087	.99	$ 953,166	$ 423,084	$ 312,981	1,567	16,558	$ 110,103	$ 530,082	$ 502
Alaskan Air Command	230	14,992,137	1.53	48,935	43,655	24,777	161	857	18,878	5,280	213
Caribbean Air Command	7	2,151,153	.33	1,243	1,243	1,243	8	26	-	-	178
Far East Air Forces	617	71,116,761	.87	276,722	129,752	112,545	484	5,842	17,207	146,970	449
Northeast Air Command	150	10,487,962	1.43	70,874	33,870	26,767	127	812	7,103	37,004	472
US Air Forces, Europe	895	92,796,074	.96	555,392	214,564	147,649	787	9,021	66,915	340,828	621

Source: Assistant for Ground Safety, DCS/Personnel, HQ USAF

TABLE 39 — USAF AIRCRAFT DAMAGED FROM GROUND ACCIDENTS — FY 1956

COMMAND	COST	NUMBER DAMAGED	DAYS OUT OF SERVICE
WORLDWIDE - TOTAL	$ 1,228,945	835	4,003
CONTINENTAL US - TOTAL	$ 1,135,580	649	3,025
Air Defense Command	216,909	60	431
Air Force Finance Division	-	-	-
Air Materiel Command	206,991	124	306
Air Proving Ground Command	4,577	7	116
Air Research and Development Command	17,324	28	132
Air Training Command	64,401	100	483
Air University	767	1	9
Continental Air Command	13,351	26	59
Headquarters Command, USAF	-	-	-
Headquarters, USAF	-	-	-
Military Air Transport Service	123,049	117	458
Strategic Air Command	441,935	128	547
Tactical Air Command	46,276	58	484
Air Force Security Service	-	-	-
OVERSEAS - TOTAL	$ 93,365	186	978
Alaskan Air Command	11,428	24	160
Caribbean Air Command	96	1	5
Far East Air Forces	31,873	64	268
Northeast Air Command	15,889	34	226
U S Air Forces, Europe	34,079	63	319

Source: Assistant for Ground Safety, DCS/Personnel, Hq USAF.

Aircraft and Materiel

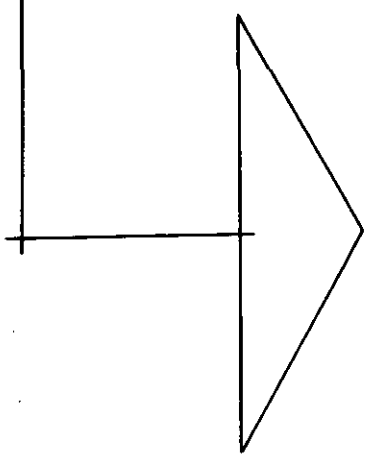

PART IV

AIRCRAFT — MATERIEL

INTRODUCTION AND DEFINITIONS

The data presented in this issue for aircraft inventory are in accordance with active and inactive aircraft classification revised since issuance of the 1955 Statistical Digest. The active inventory category has been expanded to include aircraft previously inactive as follows: Depot Work and Contract Work (Modification), New Production and aircraft excess to command requirements. The active category is now divided into operating active and non-operating active. The non-operating active includes the above previously inactive categories as well as enroute, MDAP aircraft temporarily diverted and ground instruction aircraft. The inactive category now includes principally stored and excess aircraft. Aircraft inventory data are obtained under the provisions of Air Force Regulation 65-110.

In addition, data by type and model of aircraft providing the following information: status of aircraft procurement and production; functional distribution of the aircraft inventory with operating active, non-operating active, and inactive aircraft broken down to provide detail by functional category; gains and losses from first item of model, calendar age distribution. Data on stored aircraft shown in a separate table in SD FY 55 are incorporated into table providing the functional distribution.

As of 1 January 1956, the former "Active" aircraft category was expanded to "Operating Active" and "Non-Operating Active". The "Non-Operating Active" category includes status codes that were formerly inactive. Under the new reporting procedures, the inactive inventory consists, primarily, of stored aircraft and aircraft excess to USAF requirements. In addition, (CX) MDAP Aircraft Temporarily Diverted to USAF was changed from "Active" to "Non-Operating Active", and (PA) Aircraft on Project was eliminated.

The classification of aircraft herein is in accordance with AF Regulation 65-60, dated 15 June 1955. The type classification is generally based upon the type designator or the prefix preceding the basic type designator of each aircraft model. A prefix is assigned an aircraft model when the aircraft is modified to perform a function (indicated by the prefix) other than its basically designated purpose.

The following definitions apply to the terms herein -

AIRCRAFT: A heavier-than air vehicle, capable of flight, which has incorporated in its prime design the ability and/or requirement for human occupancy.

OPERATING ACTIVE AIRCRAFT: Those aircraft which are currently and actively engaged in supporting flying missions, administrative aircraft, test aircraft including those test aircraft on bailment, aircraft provided for the required combat readiness training of rated personnel not presently assigned to tactical units or crew positions.

NON-OPERATING AIRCRAFT: Those aircraft in preparation for possession by units or test activities through any of the logistical processes of supply, maintenance, and modification, and those aircraft which are excess to command requirements.

INACTIVE AIRCRAFT: Those aircraft in the inventory other than operating active and non-operating active aircraft, such as aircraft on loan and bailment (except bailed for test, maintenance and modification); aircraft for which there is no longer a requirement in the active inventory, including those aircraft that have been accumulated in excess of immediate possible future needs; and aircraft in the process of being dropped from the total aircraft inventory.

ACCEPTANCE: Aircraft which have been shop-assembled and fully inspected by constituted USAF or Navy production authorities; and the title, responsibility, and accountability assumed by the contracting agency of recipient.

IN COMMISSION: An aircraft, which without additional repair or maintenance, is safe and capable of normal flight operations. This does not necessarily indicate that the aircraft is capable of performing a specific mission such as combat, photo, etc., but merely that the aircraft is flyable and that the DD Form 781 does not bear a red cross. Weather, runway conditions, shortage of operations personnel, or other factors not relating to the aircraft itself will not cause an aircraft to be reported "out of commission".

A O C P: "Aircraft Out of Commission Awaiting Parts" are those aircraft not flyable as indicated by a red cross of DD Form 781, solely due to lack of parts. Aircraft will not be reported as awaiting parts unless the required parts have been requisitioned from the normal supply source at the station where the aircraft is located and notification has been received from the normal supply source that the parts are not available. This category does not include those aircraft awaiting parts required for the performance of modifications defined in AF Regulation 57-4.

AIRFRAME WEIGHT: The weight of the assembled principal structural components of an aircraft. It includes hull or fuselage, wings, stabilizers, vertical fins, control surfaces, landing gear, and nacelles.

GUIDED AIRCRAFT ROCKET: A type of self-propelled aircraft armament normally carried by piloted aircraft which, after launching, can be guided to the target which it destroys by means of an explosive war-head.

USAF GUIDED MISSILES: An unmanned vehicle moving above (about) the earth's surface whose trajectory or flight path is capable of being altered by a mechanism within the vehicle.

USAF AMMUNITION: All stocks of serviceable and suspended Air Force ammunition items physically on hand.

TABLE 40 — U.S. MILITARY AIRCRAFT ACCEPTANCES BY RECIPIENT
SEMI-ANNUAL, FISCAL YEAR 1956

TYPE, MODEL, SERIES AND MANUFACTURER	TOTAL ACCEPTANCES		JUL 55 THRU DEC 55		JAN 56 THRU JUN 56	
	UNITS	AIRFRAME WEIGHT (000's lbs.)	UNITS	AIRFRAME WEIGHT (000's lbs.)	UNITS	AIRFRAME WEIGHT (000's lbs.)
MILITARY ACCEPTANCES - TOTAL	6,608	95,539.0	3,673	51,548.0	2,935	43,991.0
RECIPIENT:						
USAF	3,089	65,174.6	1,803	35,628.5	1,286	29,546.1
NAVY	2,169	20,255.8	1,159	10,293.2	1,010	9,962.6
COAST GUARD	2	48.4	1	14.7	1	33.7
MDAP	871	8,406.6	508	4,906.3	363	3,500.3
ARMY	477	1,653.6	202	705.3	275	948.3
	U. S. AIR FORCES					
BOMBER - TOTAL	449	22,327.6	225	10,882.1	224	11,445.5
B-47E Boeing	280	15,080.6	130	6,950.6	150	8,130.0
B-52/RB-52A Boeing	35	3,949.6	23	2,593.1	12	1,356.5
B-52C Boeing	5	562.8	-	-	5	562.8
B-52D Boeing	1	114.0	-	-	1	114.0
B-57B Martin	79	1,445.7	49	877.1	30	568.6
B-57C Martin	20	359.8	18	322.2	2	37.6
B-57C Martin	2	47.9	-	-	2	47.9
B-66B Douglas	27	767.2	5	139.1	22	628.1
FIGHTER - TOTAL	1,290	17,364.4	807	10,072.5	483	7,291.9
F-84F Republic	103	1,081.6	102	1,071.0	1	10.6
F-86D N. American, Ing	153	1,308.2	153	1,308.2	-	-
F-86H N. American, Col	77	635.4	77	635.4	-	-
F-89D Northrop	179	3,576.9	148	2,960.0	31	616.9
F-89H Northrop	109	2,245.0	2	40.8	107	2,204.2
F-100A N. American, Ing	23	276.0	23	276.0	-	-
F-100C N. American, Ing	435	5,551.7	268	3,389.0	167	2,162.7
F-100C N. American, Col	24	308.4	5	64.3	19	244.1
F-100D N. American, Ing	115	1,580.2	1	12.8	114	1,567.4
F-100D N. American, Col	2	24.7	-	-	2	24.7
F-101A McDonnell	12	146.4	12	146.4	-	-
F-102A Convair	45	508.0	12	123.6	33	384.4
TF-102A Convair	3	37.7	2	25.2	1	12.5
XF-104 Lockheed	1	7.2	1	7.2	-	-
F-104H Lockheed	7	50.6	-	-	7	50.6
YF-105A Republic	2	26.4	1	12.6	1	13.8
RECONNAISSANCE - TOTAL	284	7,679.8	185	4,792.6	99	2,887.2
RB-47E Boeing	19	1,062.1	19	1,062.1	-	-
RB-47H Boeing	30	1,662.0	30	1,662.0	-	-
RB-57D Martin	12	204.6	1	17.6	11	187.0
RB-66B Douglas	46	1,343.0	6	163.0	40	1,180.0
RB-66C Douglas	6	180.6	1	30.1	5	150.5
RF-84F Republic	118	1,235.6	96	993.6	22	242.0
RF-84F (FIC) Republic	19	196.7	19	196.7	-	-
RC-121D Lockheed	34	1,795.2	13	667.5	21	1,127.7
TANKER - TOTAL	125	6,806.3	63	3,638.1	62	3,168.2
KC-97G Boeing	125	6,806.3	63	3,638.1	62	3,168.2
CARGO - TOTAL	240	7,670.8	138	4,415.1	102	3,255.7
C-118A Douglas	31	1,311.2	29	1,220.9	2	90.3
C-119G Fairchild	15	410.2	15	410.2	-	-
C-121C Lockheed	32	1,692.0	17	918.0	15	774.0
C-123B Fairchild	116	2,595.6	56	1,251.6	60	1,344.0
C-130A Lockheed	26	1,096.8	8	340.8	18	756.0
C-131B Convair	13	273.6	13	273.6	-	-
C-131D Convair	5	116.2	-	-	5	116.2
C-133A Douglas	2	175.2	-	-	2	175.2

TABLE 40 — U.S. MILITARY AIRCRAFT ACCEPTANCES BY RECIPIENT
SEMI-ANNUAL, FISCAL YEAR 1956 (CONTINUED)

TYPE, MODEL, SERIES AND MANUFACTURER	TOTAL ACCEPTANCES		JUL 55 THRU DEC 55		JAN 56 THRU JUN 56	
	UNITS	AIRFRAME WEIGHT (000's lbs.)	UNITS	AIRFRAME WEIGHT (000's lbs.)	UNITS	AIRFRAME WEIGHT (000's lbs.)
	U. S. AIR FORCES - (Continued)					
TRAINER - TOTAL	578	2,676.8	326	1,610.5	252	1,066.3
T-29D Convair	10	207.0	10	207.0	-	-
T-33A Lockheed	400	2,220.2	230	1,276.6	170	943.6
T-34A Beech	148	214.6	70	101.5	78	113.1
T-34A Can. Car	14	21.0	14	21.0	-	-
T-37A Cessna	6	14.0	2	4.4	4	9.6
LIAISON - TOTAL	17	40.0	15	35.8	2	4.2
XL-19C Cessna	2	2.0	2	2.0	-	-
L-26B Aero Design	15	38.0	13	33.8	2	4.2
HELICOPTER - TOTAL	106	608.9	44	181.8	62	427.1
YH-16 Piasecki	1	18.4	1	18.4	-	-
YH-16A Piasecki	1	18.4	-	-	1	18.4
H-21A Piasecki	104	572.1	43	163.4	61	408.7
	NAVY					
BOMBER - TOTAL	599	8,415.6	309	3,913.5	290	4,502.1
P2V-7 Lockheed	43	1,309.1	25	761.1	18	548.0
P5M-2 Martin	22	741.7	11	371.1	11	370.6
WV-2 Lockheed	19	1,024.2	-	-	19	1,024.2
AD-5W Martin	115	1,113.5	94	913.7	21	199.8
AD-6 Douglas	208	1,801.3	94	792.5	114	1,008.8
A3D-1 Douglas	26	639.7	9	216.0	17	423.7
A3D-2 Douglas	2	49.8	-	-	2	49.8
A4D-1 Douglas	13	78.8	2	12.2	11	66.6
A4D-2 Douglas	2	12.2	-	-	2	12.2
S2F-1 Grumman	123	1,347.6	48	549.2	75	798.4
S2F-2 Grumman	26	297.7	26	297.7	-	-
FIGHTER - TOTAL	746	7,183.6	390	3,769.1	356	3,414.5
F3H-2M McDonnell	9	123.7	2	29.2	7	94.5
F3H-2N McDonnell	55	762.3	18	262.8	37	499.5
F4D-1 Douglas	61	642.5	23	243.3	38	399.2
F5D-1 Douglas	2	23.0	-	-	2	23.0
F7U-3M Chance Vought	42	556.2	42	556.2	-	-
F8U-1 Chance Vought	14	134.8	4	37.6	10	97.2
F9F-8 Grumman	208	1,885.5	136	1,232.9	72	652.6
F9F-8P Grumman	48	435.3	7	63.5	41	371.8
F11F-1 Grumman	20	174.0	5	42.6	15	131.4
FJ-3 N. American	264	2,230.1	139	1,170.2	125	1,059.9
FJ-4 N. American	23	216.2	14	130.8	9	85.4
CARGO - TOTAL	75	1,326.5	40	770.5	35	556.0
R3Y-1 Convair	1	62.6	1	62.6	-	-
R4Y-1 Convair	36	801.6	20	447.7	16	353.9
R7Y-1 Lockheed	1	54.4	1	54.4	-	-
TF-1 Grumman	37	407.9	18	205.8	19	202.1
TRAINER - TOTAL	535	1,747.6	306	1,070.3	229	677.3
T-28B N. American	155	624.1	130	523.9	25	100.2
T-28C N. American	87	367.1	5	20.9	82	346.2
TV-2 (T-33A) Lockheed	75	421.8	67	377.4	8	44.4
T-34B Beech	214	304.6	104	148.1	110	156.5
T2V-1 Lockheed	4	30.0	-	-	4	30.0
HELICOPTER - TOTAL	151	847.3	73	424.9	78	422.4
HOK-1 Kaman	25	72.0	8	23.2	17	48.8
HSL-1 Bell	21	197.6	13	122.8	8	74.8
HSS-1 Sikorsky	75	428.3	42	240.5	33	187.8
HRS-1 Sikrosky	1	14.8	1	14.8	-	-

[redacted]

TABLE 40 – U.S. MILITARY AIRCRAFT ACCEPTANCES BY RECIPIENT SEMI-ANNUAL, FISCAL YEAR 1956 (CONTINUED)

TYPE, MODEL, SERIES AND MANUFACTURER		TOTAL ACCEPTANCES		JUL 55 THRU DEC 55		JAN 56 THRU JUN 56	
		UNITS	AIRFRAME WEIGHT (000's lbs.)	UNITS	AIRFRAME WEIGHT (000's lbs.)	UNITS	AIRFRAME WEIGHT (000's lbs.)
		NAVY - (Continued)					
HELICOPTER - (Continued)							
HTL-6	Bell	11	12.1	7	7.7	4	4.4
HUL-1	Bell	4	4.4	1	1.1	3	3.3
HR2S-1	Sikorsky	6	88.7	1	14.8	5	73.9
HRS-3	Sikorsky	8	29.4	-	-	8	29.4
UTILITY - TOTAL		27	359.0	10	137.0	17	222.0
UC-1	DeHavilland	4	18.7	1	4.7	3	14.0
UF-1	Grumman	23	340.3	9	132.3	14	208.0
LIGHTER THAN AIR - TOTAL		11	345.0	6	176.7	5	168.3
ZPG-2	Goodyear	3	117.4	1	38.8	2	78.6
ZPG-2W	Goodyear	2	78.0	1	38.7	1	39.3
ZS2G-1	Goodyear	6	149.6	4	99.2	2	50.4
LIAISON - TOTAL		25	31.2	25	31.2	-	-
OE-2	Cessna	25	31.2	25	31.2	-	-
		COAST GUARD					
BOMBER - TOTAL		1	33.7	-	-	1	33.7
P5M-2G	Martin	1	33.7	-	-	1	33.7
UTILITY - TOTAL		1	14.7	1	14.7	-	-
UF-1	Grumman	1	14.7	1	14.7	-	-
		MILITARY ASSISTANCE PROGRAM					
BOMBER - TOTAL		12	365.3	6	182.6	6	182.7
P2V-7 a/	Lockheed	12	365.3	6	182.6	6	182.7
FIGHTER - TOTAL		567	5,326.3	318	3,136.7	249	2,189.6
F-84F	Republic	326	3,440.4	209	2,194.5	117	1,245.9
F-86F	N. American, Ing	142	1,019.7	10	76.0	132	943.7
F-86K	N. American, Ing	99	866.2	99	866.2	-	-
RECONNAISSANCE - TOTAL		174	1,864.0	77	797.0	97	1,067.0
RF-84F	Republic	174	1,864.0	77	797.0	97	1,067.0
CARGO - TOTAL		9	246.2	9	246.2	-	-
C-119G a/	Fairchild	9	246.2	9	246.2	-	-
TRAINER - TOTAL		109	604.8	98	543.8	11	61.0
T-33	Lockheed	109	604.8	98	543.8	11	61.0
		ARMY					
LIAISON - TOTAL		153	181.9	82	60.9	71	121.0
L-20A b/	DeHavilland	4	6.4	-	-	4	6.4
L-20A	DeHavilland	72	115.2	15	24.0	57	91.2
L-21B b/	Piper	66	36.3	66	36.3	-	-
L-23E	Beech	6	15.0	-	-	6	15.0
L-26C	Aero Design	4	8.4	-	-	4	8.4
PA-18	Piper	1	0.6	1	0.6	-	-

[redacted]

TABLE 40 – U.S. MILITARY AIRCRAFT ACCEPTANCES BY RECIPIENT SEMI-ANNUAL, FISCAL YEAR 1956 (CONTINUED)

TYPE, MODEL, SERIES AND MANUFACTURER		TOTAL ACCEPTANCES		JUL 55 THRU DEC 55		JAN 56 THRU JUN 56	
		UNITS	AIRFRAME WEIGHT (000's lbs.)	UNITS	AIRFRAME WEIGHT (000's lbs.)	UNITS	AIRFRAME WEIGHT (000's lbs.)
		ARMY - (Continued)					
HELICOPTER - TOTAL		280	1,348.2	115	637.9	165	710.3
H-13H	Bell	1	1.0	-	-	1	1.0
H-19D	Sikorsky	51	192.1	15	57.0	36	135.1
H-21C	Piasecki	35	231.8	27	178.2	8	53.6
H-23C c/	Hiller	39	48.8	1	1.2	38	47.6
H-23D c/	Hiller	2	2.5	2	2.5	-	-
YH-31	Doman	1	2.2	-	-	1	2.2
H-34A	Sikorsky	150	855.0	70	399.0	80	456.0
H-37A	Sikorsky	1	14.8	-	-	1	14.8
UTILITY - TOTAL		44	123.5	5	6.5	39	117.0
U-1A	DeHavilland	44	123.5	5	6.5	39	117.0

a/ Reimbursable Aid.
b/ Army for MDAP.
c/ Navy for Army.

NOTE: MDAP includes Grant and Reimbursable Aid, Navy production excludes experimental aircraft, and USAF excludes remanufactured and used aircraft.

SOURCE: Materiel Statistics Division, Directorate of Statistical Services, DCS/Comptroller.

TABLE 41 — SUMMARY OF USAF AIRCRAFT ACCEPTANCES — UNITS AND AIRFRAME WEIGHT BY RECIPIENT, FISCAL YEARS 1950 THROUGH 1956

(Airframe Weight in Thousands of Pounds)

(For comparative purposes to the previous fiscal year, see Table 45, SD FY 1955.)

FISCAL YEAR	TOTAL		USAF		USAF FOR ARMY		USAF FOR MDAP		USAF FOR NAVY	
	UNITS	AIRFRAME WEIGHT	UNITS	AIRFRAME WEIGHT	UNITS	AIRFRAME WEIGHT	UNITS	AIRFRAME WEIGHT	UNITS	AIRFRAME WEIGHT
FY 1950	1,782	26,670.3	1,652	26,315.0	1	1.2	105	52.5	24	301.6
FY 1951	2,596	29,385.5	1,756	27,800.7	717	758.3	107	737.0	16	89.5
FY 1952	5,617	63,798.4	2,814	54,239.5	1,849	1,667.8	798	6,492.2	156	1,398.9
FY 1953	8,104	104,914.2	4,723	83,243.3	1,254	1,439.7	1,870	17,560.8	257	2,670.4
FY 1954	7,266	107,005.8	5,662	101,808.4	970	1,080.0	540	3,562.8	94	554.6
FY 1955	6,471	104,102.6	4,823	94,535.6	603	1,202.9	847	7,257.4	198	1,106.7
FY 1956	4,522	75,307.8	3,086	65,165.4	477	1,653.6	859	8,041.3	100	447.5

NOTE: Above data exclude experimental, used, and remanufactured aircraft. MDAP includes Grant and Reimbursable Aid.

SOURCE: Materiel Statistics Division, Directorate of Statistical Services, DCS/Comptroller.

TABLE 42 — USAF AIRCRAFT ACCEPTANCES BY ENGINE TYPE MONTHLY, FISCAL YEAR 1956

(Excludes experimental, used and remanufactured aircraft. "USAF for Other" includes MDAP, Army, and Navy. Turbo-prop aircraft are included with jet aircraft.)

MONTH AND YEAR	TOTAL	JET			PISTON		
		TOTAL	USAF	USAF FOR OTHER	TOTAL	USAF	USAF FOR OTHER
TOTAL - FISCAL YEAR 1956	4,522	3,375	2,450	925	1,147	636	511
July 1955	516	421	343	78	95	65	30
August	465	357	285	72	108	63	45
September	420	338	274	64	82	57	25
October	442	296	189	107	146	60	86
November	360	285	171	114	75	57	18
December	393	333	208	125	60	28	32
January 1956	372	283	180	103	89	52	37
February	290	207	156	51	83	51	32
March	333	235	173	62	98	58	40
April	295	187	131	56	108	59	49
May	312	211	155	56	101	50	51
June	324	222	185	37	102	36	66

SOURCE: Materiel Statistics Division, Directorate of Statistical Services, DCS/Comptroller.

[redacted]

TABLE 43 — USAF AIRCRAFT ACCEPTANCES BY MANUFACTURER AND RECIPIENT
MODELS CURRENTLY IN PRODUCTION — FISCAL YEAR 1956

TYPE, MODEL AND SERIES	MANUFACTURER	ACCEPTED PRIOR TO 1 JUL 55	ACCEPTANCES FOR FISCAL YEAR 1956													TOTAL ACCEPTED TO DATE
			1955 Jul	Aug	Sep	Oct	Nov	Dec	1956 Jan	Feb	Mar	Apr	May	Jun	Total	
		USAF (Excludes Experimental Models)														
GRAND TOTAL a/			516	465	420	442	360	393	372	290	333	295	312	324	4,522	-
USAF TOTAL			408	348	331	249	228	236	232	207	231	190	205	221	3,086	-
Bomber			44	29	36	36	43	37	40	37	38	33	33	43	449	-
B-47E	Boeing	522	8	5	4	5	11	12	13	13	13	13	13	13	123	645
B-47E	Douglas	180	6	5	5	5	5	5	5	5	5	5	5	5	61	241
B-47E	Lockheed	239	10	9	9	9	9	8	7	7	7	7	7	7	96	335
B-52B	Boeing	13	3	3	4	4	6	3	4	1	-	-	1	6	35	48
B-52C	Boeing	-	-	-	-	-	-	-	-	1	-	-	-	4	5	5
B-52D	Boeing	-	-	-	-	-	-	-	-	-	-	-	-	1	1	1
B-57B	Martin	123	10	4	8	8	10	9	9	8	9	2	2	(Complete)	79	202
B-57C	Martin	18	6	3	5	4	-	-	-	1	-	-	1	(Complete)	20	38
B-57E	Martin	-	-	-	-	-	-	-	-	-	-	-	2	-	2	2
B-66B	Douglas	1	1	-	1	1	2	-	2	1	4	6	2	7	27	28
Fighter			233	183	143	82	78	87	78	79	92	61	79	94	1,289	
F-84F	Gen. Motors	237	(Complete)	-	-	-	-	-	-	-	-	-	-	-	-	237
F-84F	Republic	1,155	46	21	35	-	-	-	-	-	-	1	-	-	103	1,258
F-86D	N. Amer., Ing	2,351	65	62	26	(Complete)	-	-	-	-	-	-	-	-	153	2,504
F-86H	N. Amer., Col	396	35	32	3	7	(Complete)	-	-	-	-	-	-	-	77	473
F-89D	Northrop	503	25	25	25	25	23	25	16	8	7	(Complete)	-	-	179	682
F-89H	Northrop	-	-	-	1	-	1	-	2	10	20	25	25	25	109	109
F-100A	N. Amer., Ing	180	23	(Complete)	-	-	-	-	-	-	-	-	-	-	23	203
F-100C	N. Amer., Ing	16	37	40	45	46	50	50	50	50	50	17	(Complete)	-	435	451
F-100C	N. Amer., Col	-	-	-	-	2	1	2	2	3	4	4	5	1	24	24
F-100D	N. Amer., Ing	-	-	-	-	-	1	-	1	1	1	7	44	58	113	113
F-100D	N. Amer., Col	-	-	-	-	-	-	-	-	-	-	-	-	2	2	2
F-101A	McDonnell	15	-	-	6	2	-	4	-	-	-	2	-	-	14	29
F-102A	Convair	1	2	3	2	-	-	5	6	6	9	4	3	5	45	46
TF-102A	Convair	-	-	-	-	-	1	1	-	-	-	-	-	1	3	3
F-104A	Lockheed	-	-	-	-	-	-	-	-	1	1	1	2	2	7	7
YF-105A	Republic	-	-	-	-	-	1	-	1	(Complete)		-	-	-	2	2
Reconnaissance			38	26	32	32	31	26	14	8	14	16	22	25	284	
RB-47E	Boeing	236	15	4	(Complete)	-	-	-	-	-	-	-	-	-	19	255
RB-47E	Boeing	-	2	5	9	9	5	-	-	-	-	-	-	-	30	30
RB-57D	Martin	-	-	-	-	-	1	-	1	-	1	2	2	5	12	12
RB-66B	Douglas	4	-	4	-	1	1	-	1	5	6	7	10	11	46	50
RB-66C	Douglas	-	-	-	-	1	-	-	2	1	1	-	1	-	6	6
RF-84F	Republic	181	16	6	12	13	23	26	10	2	2	2	2	4	118	299

434177 O - 57 - 8

[redacted]

[redacted]

TABLE 43 — USAF AIRCRAFT ACCEPTANCES BY MANUFACTURER AND RECIPIENT
MODELS CURRENTLY IN PRODUCTION — FISCAL YEAR 1956 (CONTINUED)

TYPE, MODEL AND SERIES	MANUFACTURER	ACCEPTED PRIOR TO 1 JUL 55	ACCEPTANCES FOR FISCAL YEAR 1956													TOTAL ACCEPTED TO DATE
			1955 Jul	Aug	Sep	Oct	Nov	Dec	1956 Jan	Feb	Mar	Apr	May	Jun	Total	
		USAF (Excludes Experimental Models)														
RF-84F (FICON)	Republic	6	3	4	6	5	1 (Complete)		-	-	-	-	-	-	19	25
RC-121D	Lockheed	27	2	3	5	3	-	-	-	-	4	5	7	5	34	61
Tanker			10	11	11	10	10	11	10	10	11	11	11	9	125	
KC-97G	Boeing	451	10	11	11	10	10	11	10	10	11	11	11	9	125	576
Cargo			18	26	23	26	25	20	18	15	15	19	18	17	240	-
C-118A	Douglas	70	2	6	3	7	6	5	2 (Complete)		-	-	-	-	31	101
C-119G	Fairchild	381	4	4	2	3	2 (Complete)		-	-	-	-	-	-	15	396
C-121C	Lockheed	1	1	1	3	4	5	3	4	3	3	3	2 (Complete)		32	33
C-123B	Fairchild	11	6	10	10	10	10	10	10	10	10	10	10	10	116	127
C-130A	Lockheed	1	-	-	2	2	2	2	2	2	2	3	4	5	26	27
C-131B	Convair	23	5	5	3 (Complete)		-	-	-	-	-	-	-	-	13	36
C-131D	Convair	27	-	-	-	-	-	-	-	-	-	2	2	1	5	32
C-133A	Douglas	-	-	-	-	-	-	-	-	-	-	1	-	1	2	2
Trainer			58	66	76	52	31	43	60	44	45	35	35	33	578	-
T-29D	Convair	82	6	4 (Complete)		-	-	-	-	-	-	-	-	-	10	92
T-33A	Lockheed	2,992	30	50	65	39	17	29	46	30	30	21	22	21	400	3,392
T-34A	Beech	182	10	10	10	12	14	14	14	14	14	13	12	11	148	330
T-34A	Canadian Car	86	12	2 (Complete)		-	-	-	-	-	-	-	-	-	14	100
T-37A	Cessna	-	-	-	1	1	-	-	-	-	1	1	1	1	6	6
Liaison			2	2	2	4	3	-	-	-	2	-	-	-	15	-
L-26B	Aero Design	-	2	2	2	4	3	-	-	-	2 (Complete)		-	-	15	15
Helicopter			5	5	8	7	7	12	12	14	14	15	7	-	106	-
YH-16	Piasecki	-	-	-	1 (Complete)		-	-	-	-	-	-	-		1	1
YH-16A	Piasecki	-	-	-	-	-	-	-	-	-	-	-	1 (Complete)		1	1
H-21B	Piasecki	43	5	5	7	7	7	12	12	14	14	15	6	-	104	147
		USAF FOR ARMY														
TOTAL [4]			28	38	11	75	18	32	37	32	40	49	51	66	477	-
Liaison			10	13	-	46	3	10	10	10	11	12	11	17	153	-
L-19A [b]	Cessna	2,400	-	-	-	-	-	-	-	-	-	-	-	-	-	2,400
L-20A [c]	DeHavilland	12	-	-	-	-	-	-	-	-	-	-	-	4	4	16
L-20A	DeHavilland	315	2	-	-	-	3	10	10	10	11	10	10	6	72	387

[redacted]

[redacted]

TABLE 43 – USAF AIRCRAFT ACCEPTANCES BY MANUFACTURER AND RECIPIENT
MODELS CURRENTLY IN PRODUCTION – FISCAL YEAR 1956 (CONTINUED)

TYPE MODEL AND SERIES	MANUFACTURER	ACCEPTED PRIOR TO 1 JUL 55	ACCEPTANCES FOR FISCAL YEAR 1956													TOTAL ACCEPTED TO DATE
			1955 Jul	Aug	Sep	Oct	Nov	Dec	1956 Jan	Feb	Mar	Apr	May	Jun	Total	
		USAF FOR ARMY (Cont'd)														
L-21B c/	Piper	387	8	12	-	46	-	-	-	-	-	-	-	-	66	453
L-23E	Beech	-	-	-	-	-	-	-	-	-	-	2	1	3	6	6
PA-18	Piper	-	-	1 (Complete)											1	1
L-26C	Aero Design	-	-	-	-	-	-	-	-	-	-	-	-	4	4	4
Helicopters			18	25	11	29	14	18	22	17	21	30	33	42	280	
H-13H	Bell	2	-	-	-	-	-	-	-	-	-	-	-	1	1	3
H-19D	Sikorsky	55	-	1	-	4	5	5	5	5	5	6	8	7	51	106
H-21C d/	Piasecki	59	4	6	5	7	5	-	-	-	-	-	-	8	35	94
H-23C e/	Hiller	-	-	-	-	-	-	1	7	4	6	7	6	8	39	39
H-23D f/	Hiller	-	-	-	-	-	-	2	-	-	-	-	-	-	2	2
YH-31	Doman	-	-	-	-	-	-	-	-	-	-	1	-	-	1	1
H-34A	Sikorsky	42	14	18	6	18	4	10	10	8	10	16	18	18	150	192
H-37A	Sikorsky	-	-	-	-	-	-	-	-	-	-	-	1	-	1	1
Utility		-	-	-	-	-	1	4	5	5	8	7	7	7	44	
U-1A	DeHavilland	-	-	-	-	-	1	4	5	5	8	7	7	7	44	44
		USAF FOR MDAP														
TOTAL			62	74	68	101	93	104	95	51	62	56	56	37	859	
GRANT AID			(60)	(72)	(58)	(100)	(93)	(104)	(95)	(51)	(62)	(56)	(56)	(37)	(844)	
Fighters			33	35	40	82	64	64	52	41	40	42	41	33	567	
F-84F	Gen. Motors	362	(Complete)													362
F-84F	Republic	77	14	18	27	63	45	42	42	22	17	18	13	5	326	403
F-86F	N. Amer., Ing.	-	-	1	-	-	3	6	10	19	23	24	28	28	142	142
F-86K	N. Amer., Ing.	21	19	16	13	19	16	16 (Complete)							99	120
Reconnaissance			7	6	17	17	14	16	32	10	22	14	15	4	174	
RF-84F	Republic	47	7	6	17	17	14	16	32	10	22	14	15	4	174	221
Trainer			20	31	1	1	15	24	11	-	-	-	-	-	103	
T-33A	Lockheed	567	20	31	1	1	15	24	11	-	-	-	-	-	103	670
REIMBURSABLE AID			(2)	(2)	(10)	(1)									(15)	
Cargo			2	2	4	1									9	
C-119G	Fairchild	17	2	2	4	1 (Complete)									9	26
Trainer			-	-	6										6	
T-33A	Lockheed	-	-	-	6 (Complete)										6	6

[redacted]

[redacted]

TABLE 43 — USAF AIRCRAFT ACCEPTANCES BY MANUFACTURER AND RECIPIENT MODELS CURRENTLY IN PRODUCTION — FISCAL YEAR 1956 (CONTINUED)

TYPE, MODEL AND SERIES	MANUFACTURER	ACCEPTED PRIOR TO 1 JUL 55	ACCEPTANCES FOR FISCAL YEAR 1956													TOTAL ACCEPTED TO DATE
			1955 Jul	Aug	Sep	Oct	Nov	Dec	1956 Jan	Feb	Mar	Apr	May	Jun	Total	
			USAF FOR NAVY													
TOTAL			18	5	10	17	21	21	8	-	-	-	-	-	100	
Trainer TV-2(T-33A) . . .	Lockheed	588	18 18	- -	- -	7 7	21 21	21 21	8 8	- -	- -	- -	- -	- -	75 75	663
Liaison OE-2	Cessna		- -	5 5	10 10	10 10 (Complete)		-	-	-	-	-	-	-	25 25	25
			USAF - EXPERIMENTAL MODELS													
TOTAL			2	-	-	-	1	-	-	-	-	-	-	-	3	
XF-104	Lockheed		-	-	-	-	1	-	-	-	-	-	-	-	1	1
X-3	Douglas	1	-	-	-	-	-	-	-	-	-	-	-	-	-	1
XL-19C	Cessna	-	2 (Complete)												2	2
Special Item-For USAF T-37A g/		-	-	-	-	-	-	-	-	-	-	-	1 1	-	1 1	1

a/ Excludes experimental, static test, remanufactured, and used aircraft.
b/ Includes 520 L-19's accepted for GNG date.
c/ Army for MDAP.
d/ Cumulative totals includel H-21C accepted from a USAF contract.
e/ Navy for Army.
f/ Navy for Army (Prototype for H-23D's).
g/ One T-37A accepted in May 1956 is to be used for static test, and is not counted in the production totals.

SOURCE: Materiel Statistics Division, Directorate of Statistical Services, DCS/Comptroller.

[redacted]

TABLE 44 — USAF AIRCRAFT PROCUREMENT PROGRAMS BY FISCAL YEAR FUNDING
FISCAL YEARS 1953 THROUGH 1956

(Excludes experimental, used, and remanufactured aircraft.)

TYPE, MODEL, AND SERIES	FISCAL YEAR 1953	FISCAL YEAR 1954	FISCAL YEAR 1955	FISCAL YEAR 1956	TYPE, MODEL, AND SERIES	FISCAL YEAR 1953	FISCAL YEAR 1954	FISCAL YEAR 1955	FISCAL YEAR 1956
TOTAL	5,192	1,431	1,423	2,709					
Bomber - Total	702	58	171	133	Tanker - Total	262	-	29	68
B-47E	495	-	-	-	KC-97G	262	-	-	-
B-52B	33	-	-	-	KC-135A	-	-	29	68
B-52C	10	25	-	-					
B-52D	-	-	77	133	Cargo - Total	419	250	143	143
B-57B	100	-	-	-					
B-57C	38	-	-	-	C-118A	83	-	-	-
B-57E	-	-	68	-	C-119G	234	-	-	-
B/RB-58A	-	-	13	-	C-121C	-	33	-	-
B-66B	26	33	13	-	VC-121E	1	-	-	-
					YF-121F	2	-	-	-
Fighter - Total	2,225	916	721	1,941	C-123B	-	164	73	42
					C-124C	52	-	-	-
F-84F	585	-	-	-	YC-130	2	-	-	-
F-86D	624	-	-	-	C-130A	7	20	48	84
F-86F	157	-	-	-	C-131(CV-340)	-	-	10	-
F-86H	300	-	-	-	C-131B	36	-	-	-
F-89D	240	77	-	-	YC-131C	2	-	-	-
F-89H	-	156	-	-	C-131D	-	21	12	-
F-100A	180	-	-	-	C-133A	-	12	-	17
F-100C	70	381	25	-					
F-100D	-	183	534	557	Trainer - Total	1,146	11	277	347
F-100F	-	-	-	295					
F-101A	29	56	-	135	T-29C	34	-	-	-
F-101B	-	-	-	97	T-29D	52	-	-	-
YF-102	8	-	-	-	T-33A	854	-	107	220
YF-102A	4	-	-	-	T-34A	206	-	150	-
F-102A	28	37	108	562	T-37A	-	11	20	127
TF-102A	-	20	28	63					
F-104A	-	-	17	209	Liaison - Total	20	-	15	-
F-104B	-	-	-	6					
YF-105A	-	2	-	-	L-19A	20	-	-	-
F-105B	-	4	6	-	L-26B	-	-	15	-
F-106A	-	-	-	17					
F-107A	-	-	3	-	Helicopter - Total	185	9	-	-
Reconnaissance - Total	233	187	67	77	H-13G	51	-	-	-
					YH-16	1	-	-	-
RB-47E	35	-	-	-	YH-16A	1	-	-	-
RB-47H	35	-	-	-	H-19B	51	-	-	-
RB-57D	20	-	-	-	H-21B	81	9	-	-
RB-66B	73	72	-	-					
RB-66C	-	30	42	-					
RF-84F	40	50	-	-					
YRF-101A	-	2	-	-					
RF-101A	-	28	-	77					
RF-105B	-	-	3	-					
RC-121D	30	5	22	-					

NOTE: Based on the RC-301, USAF Aircraft Program Procurement Contract Status Report, dated 30 September 1956.

SOURCE: Materiel Statistics Division, Directorate of Statistical Services, DCS/Comptroller.

[redacted]

TABLE 45 — USAF ACCEPTANCES OF GUIDED MISSILES, GUIDED AIRCRAFT ROCKETS, AND TARGET DRONES FISCAL YEAR 1956 AND PRIOR

MODEL DESIGNATION POPULAR NAME AND MANUFACTURER			TOTAL ACCEPTANCES THRU FY 56	1952 AND PRIOR YEARS	1953	1954	1955	1956
USAF GUIDED MISSILE - TOTAL			997	122	68	244	311	252
XSSM-A-1	Matador	Martin	15	15	-	-	-	-
XSSM-A-3	Snark	Northrop	16	16	-	-	-	-
YTM-61	Matador	Martin	52	40	12	-	-	-
TM-61A	Matador	Martin	555	1	35	191	244	84
YTM-61B	Matador	Martin	13	-	-	-	-	13
TM-61C	Matador	Martin	97	-	-	-	-	97
XSM-62	Snark	Northrop	33	-	2	6	13	12
XGAM-63	Rascal	Bell	59	6	5	9	28	11
GAM-63	Rascal	Bell	2	-	-	-	-	2
XGAM-67	Crossbow	Radioplane	21	-	-	4	8	9
XSAM-A-1	- - -	Boeing	24	24	-	-	-	-
XSM-64	Navaho	North American	2	-	-	-	-	2
XIM-99	Bomarc	Boeing	26	-	3	5	8	10
X-7A a/	Bomarc	Lockheed	13	-	-	-	6	7
-	Oerlikon	Switzerland	25	-	-	25	-	-
X-9 b/	Shrike	Bell	31	20	11	-	-	-
X-10 c/	Navaho	North American	13	-	-	4	4	5
USAF GUIDED AIRCRAFT ROCKETS - TOTAL			4,054	404	97	95	299	3,159
XASM-A-1	Tarzon	Bell	200	200	-	-	-	-
YASM-A-1	Tarzon	Bell	110	110	-	-	-	-
XASM-N-2B	Lark	Fairchild	32	32	-	-	-	-
XASM-N-2C	Lark	Fairchild	31	31	-	-	-	-
GAR-1	Falcon	Hughes	3,271	-	-	-	253	3,018
XGAR-1	Falcon	Hughes, C C	65	31	17	17	-	-
XGAR-1	Falcon	Hughes, TUC	80	-	80	-	-	-
YGAR-1	Falcon	Hughes	122	-	-	78	44	-
GAR-1B	Falcon	Hughes	18	-	-	-	-	18
YGAR-1B	Falcon	Hughes	54	-	-	-	-	54
XGAR-1C	Falcon	Hughes	11	-	-	-	-	11
GAR-1D	Falcon	Hughes	40	-	-	-	-	40
XGAR-1A	Falcon	Hughes	20	-	-	-	2	18
USAF TARGET DRONES - TOTAL			4,600	1,673 d/	1,291	1,500	11	125
OQ-19A		Radioplane	405	405	-	-	-	-
OQ-19B		Radioplane	6	-	-	-	-	6
OQ-19C		Radioplane	329	329	-	-	-	-
OQ-19D		Radioplane	3,640	849	1,291	1,500	-	-
XQ-1		Radioplane	28	28	-	-	-	-
XQ-2		Radioplane	62	62	-	-	-	-
XQ-2A		Ryan	129	-	-	-	11	118
XQ-4		Radioplane	1	-	-	-	-	1
ARMY TARGET DRONES - TOTAL			18,457	6,493 d/	1,588	781	4,820	4,775
OQ-19A		Radioplane	457	457	-	-	-	-
OQ-19B		Radioplane	7,200	520	-	-	3,575	3,105
OQ-19C		Radioplane	389	389	-	-	-	-
OQ-19D		Radioplane	10,405	5,127	1,588	775	1,245	1,670
YQ-1		Radioplane	6	-	-	6	-	-
GROUND NATIONAL GUARD TARGET DRONES - TOTAL			1,409	524 d/	-	400	485	-
OQ-19B		Radioplane	212	-	-	-	212	-
OQ-19D		Radioplane	1,197	524	-	400	273	-

a/ The X-7 is a test vehicle for the Bomarc.
b/ The X-9 is a test vehicle for the Rascal.
c/ The X-10 is a test vehicle for the Navaho.
d/ Acceptances shown for Targets in 1952, except for XQ-1 and XQ-2, include acceptances for 1951 and prior years since a breakdown of data for that period is not available.

SOURCE: Materiel Statistics Division, Directorate of Statistical Services, DCS/Comptroller.

TABLE 46 — USAF GUIDED MISSILE, GUIDED AIRCRAFT ROCKET, AND TARGET DRONE PROCUREMENT PROGRAMS
BY FISCAL YEAR FUNDING, THROUGH FISCAL YEAR 1956

MODEL DESIGNATION POPULAR NAME AND MANUFACTURER			FISCAL YEAR PROCUREMENT PROGRAMS					TOTAL	TOTAL ACCEPTED AS OF 30 JUNE 1956	BALANCE TO BE ACCEPTED
			1952 AND PRIOR	1953	1954	1955	1956			
USAF GUIDED MISSILES - TOTAL			482	230	367	218	386	1,683	997	686
Bomber - Total			431	220	322	211	379	1,563	909	654
XSSM-A-1	Matador	Martin	15	-	-	-	-	15	15	-
YTM-61	Matador	Martin	52	-	-	-	-	52	52	-
TM-61A	Matador	Martin	225	119	211	-	-	555	555	-
YTM-61B	Matador	Martin	-	-	44	-	20	64	13	51
TM-61C	Matador	Martin	-	-	27	184	205	416	97	319
XASM-N7	Bullpup	Martin	-	-	-	-	60	60	-	60
XSSM-A-3	Snark	Northrop	16	-	-	-	-	16	16	-
XSM-62	Snark	Northrop	37	23	-	6	-	66	33	33
XGAM-63	Rascal	Bell	48	34	-	-	-	82	59	23
GAM-63	Rascal	Bell	-	32	-	-	-	32	2	30
GAM-63A	Rascal	Bell	-	-	-	-	22	22	-	22
X-9 a/	Shrike	N. American	31	-	-	-	-	31	31	-
X-10 b/	Navaho	N. American	7	6	-	-	-	13	13	-
XSM-64	Navaho	N. American	-	6	5	12	-	23	2	21
XSM-64A	Navaho	N. American	-	-	-	-	4	4	-	4
XSM-73	Goose	Fairchild	-	-	-	-	45	45	-	45
XGAM-67	Crossbow	Radioplane	-	-	35	9	17	61	21	40
XGAM-72	Quail	McDonnell	-	-	-	-	6	6	-	6
Fighter - Total			51	10	45	7	7	120	88	32
XSAM-A-1	- - -	Boeing	24	-	-	-	-	24	24	-
X-7A c/	Bomarc	Boeing	-	-	6	7	-	13	13	-
XIM-99	Bomarc	Lockheed	2	10	39	-	-	51	26	25
YIM-99	Bomarc	Boeing	-	-	-	-	7	7	-	7
- - -	Oerlikon	Switzerland	25	-	-	-	-	25	25	-
USAF GUIDED AIRCRAFT ROCKETS - TOTAL			618	645	-	5,835	6,228	13,326	4,053	9,273
XASM-A-1	Tarzon	Bell	200	-	-	-	-	200	200	-
YASM-A-1	Tarzon	Bell	110	-	-	-	-	110	110	-
XSAM-N-2B	Lark	Fairchild	32	-	-	-	-	32	32	-
XSAM-N-2C	Lark	Fairchild	31	-	-	-	-	31	31	-
XGAR-1	Falcon	Hughes	145	-	-	-	-	145	145	-
XGAR-1A	Falcon	Hughes	-	-	-	10	-	10	10	-
XGAR-1C	Falcon	Hughes	-	-	-	11	-	11	11	-
YGAR-1	Falcon	Hughes	100	22	-	-	-	122	122	-
YGAR-1B	Falcon	Hughes	-	-	-	54	-	54	54	-
GAR-1	Falcon	Hughes	-	623	-	3,713	2,928	7,264	3,271	3,993
GAR-1D	Falcon	Hughes	-	-	-	2,047	-	2,047	40	2,007
GAR-2	Falcon	Hughes	-	-	-	-	3,218	3,218	18	3,200
XGAR-3	Falcon	Hughes	-	-	-	-	17	17	9	8
XGAR-4	Falcon	Hughes	-	-	-	-	5	5	-	5
YGAR-3	Falcon	Hughes	-	-	-	-	30	30	-	30
YGAR-4	Falcon	Hughes	-	-	-	-	30	30	-	30

TABLE 46 — USAF GUIDED MISSILE, GUIDED AIRCRAFT ROCKET, AND TARGET DRONE PROCUREMENT PROGRAMS BY FISCAL YEAR FUNDING, THROUGH FISCAL YEAR 1956 (CONTINUED)

MODEL DESIGNATION POPULAR NAME AND MANUFACTURER	FISCAL YEAR PROCUREMENT PROGRAMS					TOTAL	TOTAL ACCEPTED AS OF 30 JUNE 1956	BALANCE TO BE ACCEPTED
	1952 AND PRIOR	1953	1954	1955	1956			
USAF TARGET DRONES - TOTAL	-	-	-	-	-	4,778	4,594	184
OQ-19A - - - Radioplane. .	-	-	-	-	-	405	405	-
OQ-19B - - - Radioplane. .	-	-	-	-	-	329	329	-
OQ-19D - - - Radioplane. .	-	-	-	-	-	3,640	3,640	-
XQ-1 - - - Radioplane. .	-	-	-	-	-	28	28	-
XQ-2 - - - Radioplane. .	-	-	-	-	-	62	62	-
Q-2A - - - Ryan.	-	-	-	-	-	280	129	151
XQ-4 - - - Radioplane. .	-	-	-	-	-	25	1	24
YQ-5 - - - Lockheed . .	-	-	-	-	-	9	-	9
ARMY TARGET DRONES - TOTAL	-	-	-	-	-	23,518	18,457	5,061
OQ-19A - - - Radioplane. .	-	-	-	-	-	457	457	-
OQ-19B e/ - - - Radioplane. .	-	-	-	-	-	9,022	7,200	1,822
OQ-19C - - - Radioplane. .	-	-	-	-	-	389	389	-
OQ-19D f/ - - - Radioplane. .	-	-	-	-	-	13,644	10,405	3,239
YQ-1 - - - Radioplane. .	-	-	-	-	-	6	6	-

a/ The X-9 is a test vehicle for the Rascal.
b/ The X-10 is a test vehicle for the Navaho.
c/ The X7A is a test vehicle for the Bomarc.
d/ A breakout by Fiscal Year Procurement Programs for target drone is not available.
e/ Includes 212 OQ-19B target drones for Ground National Guard.
f/ Includes 1,197 OQ-19D target drones for Ground National Guard.

SOURCE: Materiel Statistics Division, Directorate of Statistical Services, DCS/Comptroller

TABLE 47 — USAF WORLD WIDE INVENTORY OF SELECTED ITEMS OF AMMUNITION SEMI-ANNUAL, FISCAL YEAR 1956

ITEM	TOTAL WORLD-WIDE	TOTAL Z/I	TOTAL O/S	ALASKA	U.K.	EUROPE	FEAF	MEDIT 1/	NEAC	ATLANTIC
	30 DECEMBER 1955									
BOMB										
GP - 500 lbs.	844,691	619,210	225,481	15,574	38,090	17,989	112,279	41,549	-	-
GP - 1,000 lbs.	82,566	17,583	64,983	1,091	15,250	3,387	39,460	5,795	-	-
GP - 2,000 lbs.	29,849	25,326	4,523	229	1,003	-	3,165	126	-	-
Fire - 750 lbs.	89,248	45,663	43,585	1,072	10,962	17,415	13,236	900	-	-
Photo M 120	262,095	128,301	133,794	3,701	6,153	51,355	68,183	3,992	410	-
RKT 2.75"										
FFAR HE	1,785,052	1,142,262	642,790	81,578	124,633	165,478	165,547	-	85,023	20,531
FFAR HEAT	2,012,141	1,433,160	578,981	-	4,000	370,348	204,633	-	-	-
JATO	310,569	184,157	126,412	13,449	23,666	46,750	19,569	21,518	1,445	15
CART (Thous)										
50 Cal.	436,585	269,602	166,983	4,923	37,309	47,860	63,727	10,566	1,984	614
20 MM	25,646	16,977	8,669	1,600	2,057	755	1,051	1,202	599	1,405
	30 JUNE 1956									
BOMB										
GP - 500 lbs.	812,855	619,562	193,293	15,267	37,293	18,161	87,532	35,040	-	-
GP - 1,000 lbs.	70,037	17,497	52,540	1,050	11,835	8,093	27,767	3,795	-	-
GP - 2,000 lbs.	28,568	25,307	3,261	220	1,145	-	1,770	126	-	-
Fire - 750 lbs.	83,590	48,023	35,567	1,052	9,914	6,831	17,770	-	-	-
Photo M 120	269,303	149,834	119,469	3,005	12,080	34,664	66,885	2,425	410	-
RKT 2.75"										
FFAR HE	2,040,139	1,297,696	742,443	96,788	129,057	73,393	245,842	36,703	120,430	40,230
FFAR HEAT	2,316,415	1,655,797	660,618	-	195,715	173,390	291,513	-	-	-
JATO	297,305	187,664	109,641	17,974	34,871	12,228	15,621	27,621	1,311	15
CART (Thous)										
50 Cal.	419,639	248,224	171,415	4,910	34,727	44,760	71,962	12,214	1,011	1,831
20 MM	27,192	18,005	9,187	1,551	2,141	321	1,454	1,572	474	1,674

1/ Includes all AF bases in North Africa.

The following definitions apply to abbreviations used above:
GP - General Purpose
HE - High Explosive
FFAR - Folding Fin Aircraft Rocket
JATO - Jet Assist Take-Off
HEAT - High Explosive Anti Tank

SOURCE: Materiel Statistics Division, Directorate of Statistical Services, DCS/C.

TABLE 48 — FUNCTIONAL DISTRIBUTION SUMMARY OF USAF AIRCRAFT POSSESSED FISCAL YEAR 1950---1956

(This is a new table and does not appear in the previous fiscal year Statistical Digest.)

DATE OF INVENTORY	TOTAL AIRCRAFT ON HAND	AIRCRAFT INVENTORY														
		TOTAL ACTIVE AIRCRAFT	OPERATING ACTIVE							NON-OPERATING ACTIVE			INACTIVE			
			TOTAL OPERATING ACTIVE	TAC & TRANS	TRAINING	OPERATIONAL SUPPORT	ADMIN	SPECIAL MISSION	TEST	TOTAL NON-OPERATING	MAINT MOD & IRAN	OTHER	TOTAL INACTIVE	STORAGE	BAILMENT & LOAN	AWAITING DISPOSITION
FY 1950 . . .																
30 June	17,063	9,489	7,968	a/ 4,870		1,964	228	336	570	1,521	1,234	287	7,574	6,993	379	202
FY 1951																
30 June	18,820	14,183	11,332	a/ 7,797		2,096	337	447	655	2,851	2,499	352	4,637	4,204	415	18
FY 1952																
30 June	19,800	16,955	13,825	5,912	4,544	1,955	74	550	790	3,130	2,746	384	2,845	2,234	579	32
FY 1953																
30 June	21,363	18,590	15,677	7,067	4,948	2,083	67	684	828	2,913	2,507	406	2,773	2,024	724	25
FY 1954																
30 June	23,465	20,111	17,133	8,432	5,102	1,933	80	812	774	2,978	2,488	490	3,354	2,414	788	152
FY 1955																
30 June	25,088	22,111	18,528	9,624	4,947	2,237	93	942	685	3,583	3,270	313	2,977	2,094	685	198
FY 1956																
30 September	24,878	23,006	18,593	9,679	4,875	2,254	101	946	738	4,413	3,964	449	1,872	1,515	180	177
31 December	24,926	23,143	18,952	9,885	4,933	2,215	97	1,034	788	4,191	3,861	330	1,783	1,535	195	53
31 March	24,952	23,055	19,138	9,990	4,936	2,229	100	1,082	801	3,917	3,591	326	1,897	1,604	191	102
30 June	24,572	22,787	18,823	10,045	4,681	2,164	92	1,074	767	3,964	3,615	349	1,785	1,491	196	98

a/ Data prior to 31 December 1951 represents total of "Tac & Trans" and Training.

Source: Operations Statistics Division, Directorate of Statistical Services, DCS/Comptroller.

TABLE 49 – FUNCTIONAL DISTRIBUTION OF AIRCRAFT INVENTORY – USAF COMMANDS AND COMPONENTS
QUARTERLY – FISCAL YEAR 1956

	TOTAL AIRCRAFT ON HAND	ACTIVE											INACTIVE			
		TOTAL ACTIVE	OPERATING							NON-OPERATING			TOTAL INACTIVE	STORAGE	BAILMENT & LOAN	AWAITING DISPOSITION
			TOTAL OPERATING	TAC & TRANS	TRAINING	OPERATIONAL SUPPORT	ADMIN	SPECIAL MISSION	TEST	TOTAL NON-OPERATING	MAINTENANCE	OTHER				
	30 SEPTEMBER 1955															
USAF AND COMPONENTS - TOTAL	28,117	26,189	21,639	12,210	4,875	2,680	152	984	738	4,550	4,101	449	1,928	1,565	180	183
CONTINENTAL US - TOTAL	23,139	21,275	17,395	8,756	4,875	2,260	116	652	736	3,880	3,518	362	1,864	1,515	175	174
Air Training	5,317	5,315	5,275	1	4,866	294	4	110	-	40	40	-	2	-	-	2
Air Materiel	5,680	4,046	509	42	-	183	7	28	249	3,537	3,176	361	1,634	1,320	156	158
Strategic Air	3,015	3,015	2,990	2,570	1	379	10	29	1	25	25	-	-	-	-	-
Air Defense	2,087	2 083	2,065	1,781	-	218	6	60	-	18	18	-	4	-	-	4
Tactical Air	1,727	1,591	1,578	1,359	4	154	5	56	-	13	13	-	136	136	-	-
Military Air Transport Service	853	853	841	530	-	168	8	135	-	12	12	-	-	-	-	-
Air Research and Development.	620	590	510	-	-	85	5	51	369	80	80	-	30	9	17	4
Headquarters, USAF	213	211	208	-	-	108	10	90	-	3	2	1	2	-	2	-
Air Proving Ground	178	178	171	-	-	43	2	9	117	7	7	-	-	-	-	-
Air University	141	141	136	-	-	127	3	6	-	5	5	-	-	-	-	-
Continental Air	94	94	91	-	-	60	5	26	-	3	3	-	-	-	-	-
USAF Security Service	5	5	5	-	-	-	-	5	-	-	-	-	-	-	-	-
USAF Academy	31	31	31	-	4	15	1	11	-	-	-	-	-	-	-	-
Air Force Reserve	731	731	714	713	-	1	-	-	-	17	17	-	-	-	-	-
Air National Guard	1,857	1,853	1,844	1,760	-	-	50	34	-	9	9	-	4	-	-	4
Civil Air Patrol	590	538	427	-	-	425	-	2	-	111	111	-	52	50	-	2
OVERSEAS - TOTAL	4,978	4,914	4,244	3,454	-	420	36	332	2	670	583	87	64	50	5	9
Air Defense	5	5	5	1	-	-	-	4	-	-	-	-	-	-	-	-
Alaskan Air	261	259	225	192	-	23	-	8	2	34	23	11	2	-	-	2
Caribbean Air	40	39	38	-	-	12	1	25	-	1	1	-	1	-	-	1
Far East Air Forces	1,496	1,466	1,244	1,040	-	113	17	74	-	222	181	41	30	30	-	-
US Air Forces in Europe	2,083	2,061	1,678	1,398	-	196	6	78	-	383	356	27	22	17	2	3
Northeast Air	173	173	165	95	-	21	2	47	-	8	7	1	-	-	-	-
Joint Military Advisory Group	5	5	5	-	-	-	-	5	-	-	-	-	-	-	-	-
Air Materiel	8	7	1	-	-	-	-	1	-	6	5	1	1	-	1	-
Strategic Air	306	303	299	269	-	27	2	1	-	4	4	-	3	-	-	3
Tactical Air	48	48	48	48	-	-	-	-	-	-	-	-	-	-	-	-
Military Air Transport Service	420	420	408	353	-	26	6	23	-	12	6	6	-	-	-	-
Air Research and Development.	18	15	15	-	-	-	-	15	-	-	-	-	3	3	-	-
Headquarters, USAF	54	52	52	-	-	2	1	49	-	-	-	-	2	-	2	-
Air National Guard	61	61	61	58	-	-	1	2	-	-	-	-	-	-	-	-

TABLE 49 - FUNCTIONAL DISTRIBUTION OF AIRCRAFT INVENTORY - USAF COMMANDS AND COMPONENTS
QUARTERLY - FISCAL YEAR 1956 (CONTINUED)

	TOTAL AIRCRAFT ON HAND	ACTIVE								NON-OPERATING			INACTIVE			
		TOTAL ACTIVE	OPERATING										TOTAL INACTIVE	STORAGE	BAILMENT & LOAN	AWAITING DISPOSITION
			TOTAL OPERATING	TAC & TRANS	TRAINING	OPERATIONAL SUPPORT	ADMIN	SPECIAL MISSION	TEST	TOTAL NON-OPERATING	MAINTENANCE	OTHER				
	31 DECEMBER 1955															
USAF AND COMPONENTS - TOTAL	28,215	26,374	22,048	12,465	4,933	2,640	148	1,074	788	4,326	3,993	333	1,841	1,589	195	57
CONTINENTAL US - TOTAL	23,286	21,487	17,805	9,006	4,933	2,241	112	726	787	3,682	3,407	275	1,799	1,565	183	51
Air Training	5,375	5,374	5,330	1	4,925	290	4	110	-	44	41	3	1	-	-	1
Air Materiel	5,487	3,860	520	40	-	165	8	34	273	3,340	3,072	268	1,627	1,416	170	41
Strategic Air	3,168	3,168	3,141	2,724	1	368	11	36	1	27	26	1	-	-	-	-
Air Defense	2,165	2,162	2,143	1,822	-	235	5	81	-	19	19	-	3	-	-	3
USAF Academy	29	29	29	-	4	14	1	10	-	-	-	-	-	-	-	-
Tactical Air	1,681	1,592	1,574	1,359	3	147	6	59	-	18	18	-	89	88	-	1
Military Air Transport Service	880	880	871	542	-	174	7	148	-	9	9	-	-	-	-	-
Air Research and Development.	643	623	547	-	-	87	2	64	394	76	76	-	20	7	12	1
Headquarters, USAF	211	210	208	-	-	107	12	89	-	2	2	-	1	-	1	-
Air Proving Ground	169	169	168	-	-	27	2	20	119	1	1	-	-	-	-	-
Air University	153	153	150	-	-	142	1	7	-	3	3	-	-	-	-	-
Continental Air	96	96	88	-	-	60	3	25	-	8	8	-	-	-	-	-
USAF Security Service	5	5	5	-	-	-	-	5	-	-	-	-	-	-	-	-
Air Force Reserve	764	764	736	735	-	-	-	1	-	28	28	-	-	-	-	-
Air National Guard	1,878	1,876	1,868	1,783	-	-	50	35	-	8	5	3	2	-	-	2
Civil Air Patrol	582	526	427	-	-	425	-	2	-	99	99	-	56	54	-	2
OVERSEAS - TOTAL	4,929	4,887	4,243	3,459	-	399	36	348	1	644	586	58	42	24	12	6
Air Defense	6	6	6	1	-	-	-	5	-	-	-	-	-	-	-	-
Alaskan Air	241	241	220	190	-	21	1	7	1	21	17	4	-	-	-	-
Caribbean Air	40	40	40	-	-	13	2	25	-	-	-	-	-	-	-	-
Far East Air Forces	1,216	1,214	1,196	1,034	-	82	15	65	-	18	4	14	2	-	1	1
US Air Forces in Europe	1,996	1,989	1,657	1,381	-	190	5	81	-	332	326	6	7	2	3	2
Northeast Air	174	174	161	92	-	23	1	45	-	13	9	4	-	-	-	-
Joint Military Advisory Group	7	7	7	-	-	-	-	7	-	-	-	-	-	-	-	-
Air Materiel	306	278	27	1	-	21	1	4	-	251	223	28	28	21	7	-
Strategic Air	286	283	281	248	-	28	3	2	-	2	2	-	3	-	-	3
Tactical Air	108	108	108	108	-	-	-	-	-	-	-	-	-	-	-	-
Military Air Transport Service	397	397	391	342	-	19	6	24	-	6	5	1	-	-	-	-
Air Research and Development.	18	18	17	-	-	-	-	17	-	-	-	-	1	1	-	-
Headquarters, USAF	67	66	65	-	-	2	1	62	-	1	-	1	1	-	1	-
Air National Guard	65	65	65	62	-	-	1	2	-	-	-	-	-	-	-	-
USAF Security Service	2	2	2	-	-	-	-	2	-	-	-	-	-	-	-	-

[redacted]

TABLE 49 - FUNCTIONAL DISTRIBUTION OF AIRCRAFT INVENTORY — USAF COMMANDS AND COMPONENTS
QUARTERLY — FISCAL YEAR 1956 (CONTINUED)

	TOTAL AIRCRAFT ON HAND	ACTIVE											INACTIVE			
		TOTAL ACTIVE	OPERATING							NON-OPERATING			TOTAL INACTIVE	STORAGE	BAILMENT & LOAN	AWAITING DISPOSITION
			TOTAL OPERATING	TAC & TRANS	TRAINING	OPERATIONAL SUPPORT	ADMIN	SPECIAL MISSION	TEST	TOTAL NON-OPERATING	MAINTENANCE	OTHER				
	31 MARCH 1956															
USAF AND COMPONENTS - TOTAL	28,147	26,192	22,065	12,611	4,936	2,445	149	1,123	801	4,127	3,799	328	1,955	1,659	191	105
CONTINENTAL US - TOTAL	23,234	21,343	17,893	9,275	4,911	2,053	107	762	785	3,465	3,268	197	1,891	1,686	166	99
Air Training	5,348	5,346	5,296	1	4,902	256	4	133	-	50	47	3	2	-	-	2
Air Materiel	5,353	3,588	554	32	-	182	7	38	295	3,034	2,842	192	1,765	1,524	153	88
Strategic Air	3,264	3,261	3,238	2,807	1	381	9	39	1	23	23	-	3	-	-	3
Air Defense	2,195	2,195	2,180	1,853	-	228	6	93	-	15	15	-	-	-	-	-
Tactical Air	1,715	1,674	1,652	1,441	4	143	4	60	-	22	22	-	41	39	-	2
Military Air Transport Service	863	862	856	518	-	193	7	138	-	6	6	-	1	1	-	-
Air Research and Development.	629	608	533	-	-	93	4	62	374	75	75	-	21	7	13	1
Headquarters, USAF	214	214	213	-	-	115	11	87	-	1	1	-	-	-	-	-
Air Proving Ground	167	167	165	-	-	28	2	20	115	2	2	-	-	-	-	-
Air University	156	156	153	-	-	147	1	5	-	3	3	-	-	-	-	-
Continental Air	98	98	89	2	-	59	2	26	-	9	9	-	-	-	-	-
USAF Security Service	5	5	5	-	-	-	-	5	-	-	-	-	-	-	-	-
US Air Force Academy	32	32	32	-	4	12	1	15	-	-	-	-	-	-	-	-
Air Force Reserve	782	782	756	755	-	-	-	1	-	26	26	-	-	-	-	-
Air National Guard	2,052	2,051	1,949	1,866	-	-	49	34	-	102	102	-	1	-	-	1
Civil Air Patrol	361	304	222	-	-	216	-	6	-	82	80	2	57	55	-	2
OVERSEAS - TOTAL	4,913	4,849	4,172	3,336	25	392	42	361	16	677	546	131	64	33	25	6
Alaskan Air	251	251	226	176	-	33	2	15	-	25	20	5	-	-	-	-
Caribbean Air	39	39	36	-	-	10	2	24	-	3	3	-	-	-	-	-
Far East Air Forces	1,184	1,183	1,167	1,015	-	71	15	66	-	16	5	11	1	-	1	-
US Air Forces in Europe	1,698	1,693	1,620	1,332	25	166	8	89	-	73	13	60	5	-	2	3
Northeast Air	199	199	169	97	-	25	1	46	-	30	24	6	-	-	-	-
Joint Military Advisory Group	8	8	8	-	-	3	1	4	-	-	-	-	-	-	-	-
Air Materiel	622	567	44	1	-	33	2	8	-	523	475	48	55	32	20	3
Strategic Air	333	333	331	298	-	25	4	4	-	2	2	-	-	-	-	-
Military Air Transport Service	362	362	357	302	-	23	6	26	-	5	4	1	-	-	-	-
Air Research and Development.	29	28	28	-	-	-	-	12	16	-	-	-	1	1	-	-
Headquarters, USAF	66	64	64	-	-	3	1	60	-	-	-	-	2	-	2	-
Air Defense	5	5	5	-	-	-	-	5	-	-	-	-	-	-	-	-
Tactical Air	115	115	115	115	-	-	-	-	-	-	-	-	-	-	-	-
USAF Security Service	2	2	2	-	-	-	-	2	-	-	-	-	-	-	-	-
Air National Guard	-	-	-	-	-	-	-	-	-	-	-	-	-	-	-	-

[redacted]

[redacted]

TABLE 49 — FUNCTIONAL DISTRIBUTION OF AIRCRAFT INVENTORY — USAF COMMANDS AND COMPONENTS QUARTERLY — FISCAL YEAR 1956 (CONTINUED)

	TOTAL AIRCRAFT ON HAND	ACTIVE								NON-OPERATING			INACTIVE			
		TOTAL ACTIVE	OPERATING										TOTAL INACTIVE	STORAGE	BAILMENT & LOAN	AWAITING DISPOSITION
			TOTAL OPERATING	TAC & TRANS	TRAINING	OPERATIONAL SUPPORT	ADMIN	SPECIAL MISSION	TEST	TOTAL NON-OPERATING	MAINTENANCE	OTHER				
	30 JUNE 1956															
USAF AND COMPONENTS - TOTAL	27,639	25,845	21,527	12,660	4,681	2,164	143	1,112	767	4,318	3,961	357	1,794	1,496	199	99
CONTINENTAL US - TOTAL	22,674	20,898	17,321	9,320	4,651	1,753	111	742	744	3,577	3,306	271	1,776	1,486	193	97
Air Training	5,055	5,050	5,005	-	4,639	251	3	112	-	45	37	8	5	-	4	1
Air Materiel	5,240	3,558	549	38	-	173	5	42	291	3,009	2,754	255	1,682	1,466	152	64
Strategic Air	3,334	3,326	3,296	2,881	-	365	11	39	-	30	30	-	8	-	6	2
Air Defense	2,151	2,139	2,128	1,827	-	200	6	95	-	11	11	-	12	-	8	4
Tactical Air	1,694	1,683	1,664	1,462	4	131	4	60	3	19	19	-	11	11	-	-
Military Air Transport Service	832	831	823	495	-	185	7	136	-	8	8	-	1	-	1	-
Air Research and Development.	617	574	494	-	2	91	5	64	332	80	80	-	43	4	16	23
Headquarters, USAF	218	216	209	-	-	115	11	83	-	7	7	-	2	-	2	-
Air Proving Ground	171	168	166	-	-	26	2	20	118	2	2	-	3	-	1	2
Air University	151	151	144	-	-	136	2	6	-	7	7	-	-	-	-	-
Continental Air	98	98	93	2	-	65	3	23	-	5	5	-	-	-	-	-
USAF Security Service	5	5	5	-	-	-	-	5	-	-	-	-	-	-	-	-
US Air Force Academy	41	41	41	-	6	15	1	19	-	-	-	-	-	-	-	-
Air Force Reserve	836	835	722	721	-	-	-	1	-	113	113	-	1	-	-	1
Air National Guard	2,138	2,138	1,980	1,894	-	-	51	35	-	158	158	-	-	-	-	-
Civil Air Patrol	93	85	2	-	-	-	-	2	-	83	75	8	8	5	3	-
OVERSEAS - TOTAL	4,965	4,947	4,206	3,340	30	411	32	370	23	741	655	86	18	10	6	2
Alaskan Air	257	257	218	168	-	36	3	17	-	39	38	1	-	-	-	-
Caribbean Air	39	39	34	-	-	10	1	23	-	5	5	-	-	-	-	-
Far East Air Forces	1,192	1,190	1,165	1,000	-	85	11	69	-	25	8	17	2	-	1	1
US Air Forces in Europe	1,744	1,743	1,643	1,351	30	169	7	86	-	100	42	58	1	-	1	-
Northeast Air	182	182	169	93	-	24	1	51	-	13	12	1	-	-	-	-
Joint Military Advisory Group	9	9	9	-	-	5	-	4	-	-	-	-	-	-	-	-
Air Materiel	600	588	44	3	-	33	2	6	-	544	544	-	12	9	2	1
Strategic Air	380	380	379	344	-	27	4	4	-	1	1	-	-	-	-	-
Military Air Transport Service	379	379	366	311	-	24	3	28	-	13	4	9	-	-	-	-
Air Research and Development.	40	38	38	2	-	1	-	12	23	-	-	-	2	1	1	-
Headquarters, USAF	68	67	66	-	-	3	-	63	-	1	1	-	1	-	1	-
Air Defense	5	5	5	-	-	-	-	5	-	-	-	-	-	-	-	-
Tactical Air	68	68	68	68	-	-	-	-	-	-	-	-	-	-	-	-
USAF Security Service	2	2	2	-	-	-	-	2	-	-	-	-	-	-	-	-

Source: Operations Statistics Division, Directorate of Statistical Services, D[redacted]troller

[redacted]

[redacted]

TABLE 50 – FUNCTIONAL DISTRIBUTION OF USAF AND COMPONENTS AIRCRAFT INVENTORY BY TYPE
QUARTERLY – FISCAL YEAR 1956

TYPE OF AIRCRAFT	TOTAL AIRCRAFT ON HAND	ACTIVE											INACTIVE			
		TOTAL ACTIVE	OPERATING ACTIVE							NON-OPERATING ACTIVE						
			TOTAL OPERATING ACTIVE	TACTICAL	TRAINING	OPERATIONAL SUPPORT	ADMINISTRATIVE	SPECIAL MISSION	TEST	TOTAL	MAINTENANCE	OTHER	TOTAL	STORAGE	BAILMENT & LOAN	AWAITING DISPOSITION
	30 SEPTEMBER 1955															
USAF and Components Total . .	28,117	26,189	21,639	12,210	4,875	2,680	152	984	738	4,550	4,101	449	1,928	1,565	180	183
Bomber	2,452	2,302	1,804	1,563	58	15	3	6	159	498	453	45	150	146	4	-
Tanker	811	809	744	739	1	-	-	-	4	65	65	-	2	-	2	-
Fighter	9,642	8,999	6,815	5,543	902	2	-	68	300	2,184	1,990	194	643	463	63	117
Reconnaissance . .	1,347	1,319	995	923	6	-	1	13	52	324	280	44	28	13	1	14
Search and Rescue.	364	272	259	235	-	-	-	24	-	13	10	3	92	74	18	-
Special Research .	3	2	1	-	-	-	-	-	1	1	-	1	1	-	1	-
Cargo	4,409	4,255	3,736	1,745	30	1,284	147	448	82	519	466	53	154	50	79	25
Trainer	7,529	6,736	6,035	1,278	3,566	948	1	152	90	701	636	65	793	760	8	25
Communications . .	1,524	1,459	1,219	184	312	431	-	273	19	240	196	44	65	59	4	2
Aerial Target . .	36	36	31	-	-	-	-	-	31	5	5	-	-	-	-	-
	31 DECEMBER 1955															
USAF and Components Total . .	28,215	26,374	22,048	12,465	4,933	2,640	148	1,074	788	4,326	3,993	333	1,841	1,589	195	57
Bomber	2,494	2,354	1,777	1,588	27	21	-	7	134	577	535	42	140	135	5	-
Tanker	839	837	778	773	1	-	-	-	4	59	56	3	2	-	2	-
Fighter	9,519	8,991	6,841	5,560	855	1	-	91	334	2,150	1,998	152	528	424	72	32
Reconnaissance . .	1,412	1,399	1,052	964	7	1	1	14	65	347	294	53	13	8	1	4
Search and Rescue.	460	376	333	306	2	-	-	23	2	43	40	3	84	66	18	-
Special Research .	3	1	-	-	-	-	-	-	-	1	-	1	2	-	2	-
Cargo.	4,400	4,269	3,763	1,817	29	1,212	144	477	84	506	474	32	131	34	83	14
Trainer	7,597	6,733	6,290	1,357	3,666	972	3	175	117	443	416	27	864	857	8	4
Communication . .	1,459	1,582	1,186	100	346	433	-	287	20	196	176	20	77	70	4	3
Aerial Target . .	32	32	28	-	-	-	-	-	28	4	4	-	-	-	-	-

[redacted]

TABLE 50 — FUNCTIONAL DISTRIBUTION OF USAF AND COMPONENTS AIRCRAFT INVENTORY BY TYPE QUARTERLY — FISCAL YEAR 1956 (CONTINUED)

TYPE OF AIRCRAFT	TOTAL AIRCRAFT ON HAND	ACTIVE											INACTIVE			
		TOTAL ACTIVE	OPERATING ACTIVE							NON-OPERATING ACTIVE						
			TOTAL OPERATING ACTIVE	TACTICAL	TRAINING	OPERATIONAL SUPPORT	ADMINISTRATIVE	SPECIAL MISSION	TEST	TOTAL	MAINTENANCE	OTHER	TOTAL	STORAGE	BAILMENT & LOAN	AWAITING DISPOSITION
	31 MARCH 1956															
USAF and Components Total . .	28,147	26,192	22,065	12,611	4,936	2,445	149	1,123	801	4,127	3,799	328	1,955	1,659	191	105
Bomber	2,602	2,400	1,874	1,677	18	26	-	9	144	526	477	49	202	195	5	2
Tanker	872	870	824	817	1	1	-	-	5	46	46	-	2	-	2	-
Fighter	9,484	8,990	7,016	5,660	907	-	-	108	341	1,974	1,793	181	494	377	64	53
Reconnaissance . .	1,393	1,344	1,013	926	6	1	1	18	61	331	301	30	49	29	2	18
Search and Rescue.	462	377	306	279	2	-	-	24	1	71	68	3	85	69	16	-
Special Research .	3	1	-	-	-	-	-	-	-	1	-	1	2	-	2	-
Cargo	4,394	4,272	3,755	1,831	8	1,209	147	479	81	517	492	25	122	21	74	27
Trainer	7,553	6,637	6,183	1,329	3,589	972	1	176	116	454	433	211	916	894	20	2
Communications . .	1,351	1,268	1,067	92	405	236	-	309	25	201	183	18	83	74	6	3
Aerial Target . .	33	33	27	-	-	-	-	-	27	6	6	-	-	-	-	-
	30 JUNE 1956															
USAF and Components Total . .	27,639	25,845	21,527	12,660	4,681	2,164	143	1,112	767	4,318	3,961	357	1,794	1,496	199	99
Bomber	2,663	2,449	1,950	1,764	20	23	-	13	130	499	453	46	214	207	5	2
Tanker	909	907	848	842	-	-	-	-	6	59	55	4	2	-	2	-
Fighter	9,371	8,974	6,909	5,593	887	-	-	89	340	2,065	1,904	161	397	281	62	54
Reconnaissance . .	1,426	1,363	1,063	998	3	1	1	17	43	300	256	44	63	50	1	12
Search and Rescue.	483	408	312	280	2	-	-	28	2	96	76	20	75	59	16	-
Special Research .	3	1	-	-	-	-	-	-	-	1	-	1	2	-	2	-
Cargo	4,379	4,271	3,804	1,908	1	1,202	141	469	83	467	432	35	108	7	75	26
Trainer	7,323	6,457	5,823	1,194	3,415	916	1	187	110	634	603	31	866	852	9	5
Communication . .	1,046	979	790	81	353	22	-	309	25	189	174	15	67	40	27	-
Aerial Target . .	36	36	28	-	-	-	-	-	28	8	8	-	-	-	-	-

Source: Operations Statistics Division, Directorate of Statistical Services, DCS/Comptroller

TABLE 51 — USAF AIRCRAFT FUNCTIONAL DISTRIBUTION BY TYPE – QUARTERLY – FISCAL YEAR 1956

TYPE OF AIRCRAFT	TOTAL AIRCRAFT ON HAND	ACTIVE											INACTIVE			
		TOTAL ACTIVE	OPERATING ACTIVE							NON-OPERATING ACTIVE						
			TOTAL OPERATING ACTIVE	TACTICAL AND TRANSPORT	TRAINING	OPERATIONAL SUPPORT	ADMINISTRATIVE	SPECIAL MISSION	TEST	TOTAL	MAINTENANCE	OTHER	TOTAL	STORAGE	BAILMENT & LOAN	AWAITING DISPOSITION
	30 SEPTEMBER 1955															
USAF TOTAL	24,878	23,006	18,593	9,679	4,875	2,254	101	946	738	4,413	3,964	449	1,872	1,515	180	177
Bomber	2,312	2,162	1,664	1,423	58	15	3	6	159	498	453	45	150	146	4	-
Tanker	811	809	744	739	1	-	-	-	4	65	65	-	2	-	2	-
Fighter	8,219	7,580	5,404	4,133	902	2	-	67	300	2,176	1,982	194	639	463	63	113
Reconnaissance	1,287	1,259	935	863	6	-	1	13	52	324	280	44	28	13	1	14
Search and Rescue	364	272	259	235	-	-	-	24	-	13	10	3	92	74	18	-
Special Research	3	2	1	-	-	-	-	-	1	1	-	1	1	-	1	-
Cargo	3,997	3,843	3,335	1,400	30	1,284	96	443	82	508	455	53	154	50	79	25
Trainer	6,917	6,124	5,430	702	3,566	947	1	124	90	694	629	65	793	760	8	25
Communications	932	919	790	184	312	6	-	269	19	129	85	44	13	9	4	-
Aerial Targets	36	36	31	-	-	-	-	-	31	5	5	-	-	-	-	-
	31 DECEMBER 1955															
USAF TOTAL	24,926	23,143	18,952	9,885	4,933	2,215	97	1,034	788	4,191	3,861	330	1,783	1,535	195	53
Bomber	2,334	2,194	1,618	1,429	27	21	-	7	134	576	534	42	140	135	5	-
Tanker	839	837	778	773	1	-	-	-	4	59	56	3	2	-	2	-
Fighter	8,089	7,563	5,417	4,138	855	1	-	89	334	2,146	1,994	152	526	424	72	30
Reconnaissance	1,344	1,331	987	899	7	1	1	14	65	344	294	50	13	8	1	4
Search and Rescue	460	376	333	306	2	-	-	23	2	43	40	3	84	66	18	-
Special Research	3	1	-	-	-	-	-	-	-	1	-	1	2	-	2	-
Cargo	3,974	3,843	3,351	1,462	29	1,212	93	471	84	492	460	32	131	34	83	14
Trainer	6,976	6,112	5,683	778	3,666	972	3	147	117	429	402	27	864	852	8	4
Communications	875	854	757	100	346	8	-	283	20	97	77	20	21	16	4	1
Aerial Targets	32	32	28	-	-	-	-	-	28	4	4	-	-	-	-	-

[redacted]

TABLE 51 — USAF AIRCRAFT FUNCTIONAL DISTRIBUTION BY TYPE — QUARTERLY — FISCAL YEAR 1956
(CONTINUED)

TYPE OF AIRCRAFT	TOTAL AIRCRAFT ON HAND	ACTIVE											INACTIVE			
		TOTAL ACTIVE	OPERATING ACTIVE							NON-OPERATING ACTIVE						
			TOTAL OPERATING ACTIVE	TACTICAL AND TRANSPORT	TRAINING	OPERATIONAL SUPPORT	ADMINISTRATIVE	SPECIAL MISSION	TEST	TOTAL	MAINTENANCE	OTHER	TOTAL	STORAGE	BAILMENT & LOAN	AWAITING DISPOSITION
	31 MARCH 1956															
USAF TOTAL	24,952	23,055	19,138	9,990	4,936	2,229	100	1,082	801	3,917	3,591	326	1,897	1,604	191	102
Bomber	2,445	2,243	1,722	1,525	18	26	-	9	144	521	472	49	202	195	5	2
Tanker	872	870	824	817	1	1	-	-	5	46	46	-	2	-	2	-
Fighter	7,954	7,461	5,553	4,199	907	-	-	106	341	1,908	1,727	181	493	377	64	52
Reconnaissance . .	1,322	1,273	946	859	6	1	1	18	61	327	297	30	49	29	2	18
Search and Rescue.	457	372	302	275	2	-	-	24	1	70	67	3	85	69	16	-
Special Research .	3	1	-	-	-	-	-	-	-	1	-	1	2	-	2	-
Cargo	3,938	3,816	3,329	1,460	8	1,209	98	473	81	487	462	25	122	21	74	27
Trainer	6,938	6,022	5,590	763	3,589	972	1	149	116	432	411	21	916	894	20	2
Communications . .	990	964	845	92	405	20	-	303	25	119	103	16	26	19	6	1
Aerial Targets . .	33	33	27	-	-	-	-	-	27	6	6	-	-	-	-	-
	30 JUNE 1956															
USAF TOTAL	24,572	22,787	18,823	10,045	4,681	2,164	92	1,074	767	3,964	3,615	349	1,785	1,491	196	98
Bomber	2,495	2,281	1,846	1,660	20	23	-	13	130	435	389	46	214	207	6	1
Tanker	909	907	848	842	-	-	-	-	6	59	55	4	2	-	2	-
Fighter	7,683	7,286	5,349	4,034	887	-	-	88	340	1,937	1,776	161	397	281	62	54
Reconnaissance . .	1,330	1,267	983	918	3	1	1	17	43	284	240	44	63	50	1	12
Search and Rescue.	469	394	301	270	2	-	-	27	2	93	73	20	75	59	16	-
Special Research .	3	1	-	-	-	-	-	-	-	1	-	1	2	-	2	-
Cargo	3,906	3,798	3,346	1,507	1	1,202	90	463	83	452	417	35	108	7	75	26
Trainer	6,788	5,923	5,334	733	3,415	916	1	159	110	589	558	31	865	852	8	5
Communications . .	953	894	788	81	353	22	-	307	25	106	99	7	59	35	24	-
Aerial Targets . .	36	36	28	-	-	-	-	-	28	8	8	-	-	-	-	-

Source: Operations Statistics Division, Directorate of Statistical Services, DCS/Comptroller

[redacted]

[redacted] [redacted]

TABLE 52 — USAF AIRCRAFT FUNCTIONAL DISTRIBUTION BY TYPE, MODEL, AND SELECTED SERIES

AS OF 30 JUNE 1956

TYPE, MODEL AND SERIES	AIRCRAFT INVENTORY															
	TOTAL AIRCRAFT	ACTIVE											INACTIVE			
			OPERATING							NON-OPERATING						
		TOTAL ACTIVE	TOTAL OPERATING ACTIVE	TAC & TRANS	TRAINING	OPERATIONAL SUPPORT	ADMINISTRATIVE	SPECIAL MISSION	TEST & TEST SUPPORT	TOTAL NON-OPERATING	MAINT & MOD	OTHER	TOTAL INACTIVE	STORAGE	BAILMENT AND LOAN	AWAITING DISPOSITION
TOTAL AIRCRAFT	24,572	22,787	18,823	10,045	4,681	2,164	92	1,074	767	3,964	3,615	349	1,785	1,491	196	98
Bomber	2,495	2,281	1,846	1,660	20	23	-	13	130	435	389	46	214	207	6	1
B-17	31	25	25	-	-	-	-	-	25	-	-	-	6	6	-	-
B-25	7	7	6	-	-	-	-	-	6	1	1	-	-	-	-	-
B-26	300	178	66	28	-	23	-	6	9	112	105	7	122	120	2	-
B-29	20	18	13	9	-	-	-	1	3	5	4	1	2	-	1	1
B-36	214	188	166	157	-	-	-	-	9	22	22	-	26	26	-	-
B-45	62	61	51	43	-	-	-	-	8	10	10	-	1	1	-	-
B-47	1,427	1,426	1,263	1,219	20	-	-	1	23	163	157	6	1	-	1	-
B-50	134	80	13	-	-	-	-	4	9	67	67	-	54	54	-	-
B-52	42	42	38	30	-	-	-	-	8	4	-	4	-	-	-	-
B-57	230	228	184	159	-	-	-	1	24	44	17	27	2	-	2	-
B-66	28	28	21	15	-	-	-	-	6	7	6	1	-	-	-	-
Tanker	909	907	848	842	-	-	-	-	6	59	55	4	2	-	2	-
KB-29	115	115	112	111	-	-	-	-	1	3	3	-	-	-	-	-
KB-50	13	13	3	-	-	-	-	-	3	10	6	4	-	-	-	-
KC-97	781	779	733	731	-	-	-	-	2	46	46	-	2	-	2	-
Fighter	7,683	7,286	5,349	4,034	887	-	-	88	340	1,937	1,776	161	397	281	62	54
XF-4	1	1	1	-	-	-	-	-	1	-	-	-	-	-	-	-
F-51	20	1	-	-	-	-	-	-	-	1	1	-	19	-	-	19
F-80	53	27	5	-	-	-	-	-	5	22	22	-	26	-	26	-
F-84E	128	127	8	-	-	-	-	5	3	119	119	-	1	-	1	-
F-84F	1,194	1,167	806	734	53	-	-	8	31	361	356	5	27	-	1	26
F-84G	470	463	205	100	84	-	-	2	19	258	257	1	7	4	2	1
F-84D	1	1	-	-	-	-	-	-	-	1	1	-	-	-	-	-
YF-84J	1	1	1	-	-	-	-	-	1	-	-	-	-	-	-	-
F-86A	72	70	8	-	-	-	-	1	7	62	61	1	2	-	1	1
F-86D	2,174	1,923	1,730	1,488	213	-	-	9	20	193	193	-	251	242	7	2
F-86E	60	58	32	-	-	-	-	23	9	26	26	-	2	-	2	-
F-86F	1,096	1,090	719	493	191	-	-	7	28	371	363	8	6	-	5	1
F-86A	435	410	387	212	145	-	-	6	24	23	23	-	25	25	-	-
F-86K	3	3	3	-	-	-	-	-	3	-	-	-	-	-	-	-
F-88	1	-	-	-	-	-	-	-	-	-	-	-	1	-	1	-
F-89	769	763	623	541	49	-	-	-	33	140	124	16	6	-	3	3
F-94	354	353	255	179	36	-	-	1	39	98	98	-	1	-	1	-
F-100	758	741	509	302	116	-	-	26	65	232	127	105	17	10	6	1

[redacted] [redacted]

[redacted]

TABLE 52 – USAF AIRCRAFT FUNCTIONAL DISTRIBUTION BY TYPE, MODEL, AND SELECTED SERIES AS OF 30 JUNE 1956 (CONTINUED)

TYPE, MODEL AND SERIES	AIRCRAFT INVENTORY															
	TOTAL AIRCRAFT	ACTIVE											INACTIVE			
		TOTAL ACTIVE	OPERATING							NON-OPERATING			TOTAL INACTIVE	STORAGE	BAILMENT AND LOAN	AWAITING DISPOSITION
			TOTAL OPERATING ACTIVE	TAC & TRANS	TRAINING	OPERATIONAL SUPPORT	ADMINISTRATIVE	SPECIAL MISSION	TEST & TEST SUPPORT	TOTAL NON-OPERATING	MAINT & MOD	OTHER				
Fighter (Cont'd)																
F-101A	25	24	20	-	-	-	-	-	20	4	3	1	1	-	1	-
F-102A	57	52	32	5	-	-	-	-	27	20	2	18	5	-	5	-
F-104	7	7	1	-	-	-	-	-	1	6	-	6	-	-	-	-
F-105	2	2	2	-	-	-	-	-	2	-	-	-	-	-	-	-
MIG-15	1	1	1	-	-	-	-	-	1	-	-	-	-	-	-	-
FH-1	1	1	1	-	-	-	-	-	1	-	-	-	-	-	-	-
Reconnaissance	1,330	1,267	983	918	3	1	1	17	43	284	240	44	63	50	1	12
RB-17	1	1	1	-	-	-	1	-	-	-	-	-	-	-	-	-
RB-25	2	2	2	-	2	-	-	-	-	-	-	-	-	-	-	-
RB-26	83	78	48	46	-	-	-	2	-	30	28	2	5	5	-	-
WB-26	8	8	8	8	-	-	-	-	-	-	-	-	-	-	-	-
RB-29	3	3	3	2	-	-	-	1	-	-	-	-	-	-	-	-
WB-29	38	28	21	21	-	-	-	-	-	7	6	1	10	-	-	10
RB-36	136	133	118	117	-	-	-	-	1	15	15	-	3	3	-	-
RB-45	19	16	13	11	-	-	-	-	2	3	3	-	3	3	-	-
RB-47	294	294	247	242	-	-	-	-	5	47	47	-	-	-	-	-
RB-50	39	39	32	31	-	-	-	-	1	7	7	-	-	-	-	-
WB-50	42	42	36	34	-	-	-	2	-	6	3	3	-	-	-	-
RB-52	16	16	14	9	-	-	-	-	5	2	2	-	-	-	-	-
RB-57	72	71	62	49	-	-	-	10	3	9	6	3	1	-	1	-
RB-66	60	60	35	27	-	-	-	-	8	25	15	10	-	-	-	-
RC-45	16	16	15	15	-	-	-	-	-	1	1	-	-	-	-	-
RC-47	6	6	4	-	1	1	-	2	-	2	2	-	-	-	-	-
RC-121	69	69	59	59	-	-	-	-	-	10	6	4	-	-	-	-
RF-51	2	-	-	-	-	-	-	-	-	-	-	-	2	-	-	2
RF-80	104	83	-	-	-	-	-	-	-	83	75	8	21	21	-	-
RF-84F	276	258	224	209	-	-	-	-	15	34	21	13	18	18	-	-
RF-84K	23	23	20	19	-	-	-	-	1	3	3	-	-	-	-	-
RF-86F	19	19	19	19	-	-	-	-	-	-	-	-	-	-	-	-
RF-101A	2	2	2	-	-	-	-	-	2	-	-	-	-	-	-	-
Search and Rescue	469	394	301	270	2	-	-	27	2	93	73	20	75	59	16	-
SA-16	239	164	135	116	-	-	-	23	2	29	13	16	75	59	16	-
SB-17	5	5	-	-	-	-	-	-	-	5	5	-	-	-	-	-
SB-29	3	3	2	2	-	-	-	-	-	1	1	-	-	-	-	-
SC-47	66	66	38	38	-	-	-	-	-	28	28	-	-	-	-	-
SC-54	39	39	38	38	-	-	-	-	-	1	1	-	-	-	-	-
SH-19	97	97	88	82	2	-	-	4	-	9	9	-	-	-	-	-
SH-21	20	20	-	-	-	-	-	-	-	20	16	4	-	-	-	-

[redacted]

TABLE 52 — USAF AIRCRAFT FUNCTIONAL DISTRIBUTION BY, TYPE, MODEL, AND SELECTED SERIES AS OF 30 JUNE 1956 (CONTINUED)

TYPE, MODEL AND SERIES	AIRCRAFT INVENTORY															
	TOTAL AIRCRAFT	ACTIVE											INACTIVE			
		TOTAL ACTIVE	OPERATING							NON-OPERATING			TOTAL INACTIVE	STORAGE	BAILMENT AND LOAN	AWAITING DISPOSITION
			TOTAL OPERATING ACTIVE	TAC & TRANS	TRAINING	OPERATIONAL SUPPORT	ADMINISTRATIVE	SPECIAL MISSION	TEST & TEST SUPPORT	TOTAL NON-OPERATING	MAINT & MOD	OTHER				
Special Research	3	1	-	-	-	-	-	-	-	1	-	1	2	-	2	-
X-1	2	1	-	-	-	-	-	-	-	1	-	1	1	-	1	-
X-3	1	-	-	-	-	-	-	-	-	-	-	-	1	-	1	-
Cargo	3,906	3,798	3,346	1,507	1	1,202	90	463	83	452	417	35	108	7	75	26
VB-17	17	9	5	-	-	-	5	-	-	4	4	-	8	6	-	2
VB-25	37	37	37	-	-	31	-	6	-	-	-	-	-	-	-	-
VB-26	2	2	2	-	-	2	-	-	-	-	-	-	-	-	-	-
C-45	663	652	600	2	-	514	-	80	4	52	52	-	11	-	1	10
C-46	69	15	7	-	-	4	-	1	2	8	8	-	54	-	54	-
C-47	1,044	1,033	915	42	1	627	-	227	18	118	116	2	11	-	11	-
C-53	1	1	1	-	-	-	-	1	-	-	-	-	-	-	-	-
C-54	324	320	271	127	-	1	66	71	6	49	49	-	4	-	4	-
C-74	11	-	-	-	-	-	-	-	-	-	-	-	11	-	-	11
C-82	1	-	-	-	-	-	-	-	-	-	-	-	1	-	1	-
C-97	67	67	46	33	-	-	1	9	3	21	20	1	-	-	-	-
C-99	1	1	1	-	-	-	-	1	-	-	-	-	-	-	-	-
C-117	26	26	24	-	-	21	-	3	-	2	2	-	-	-	-	-
C-118	98	98	84	80	-	-	2	2	-	14	14	-	-	-	-	-
C-119	810	809	744	703	-	2	-	33	6	65	64	1	1	-	1	-
C-121	47	47	44	35	-	-	1	7	1	3	3	-	-	-	-	-
C-122	2	-	-	-	-	-	-	-	-	-	-	-	2	-	-	2
C-123	128	127	125	118	-	-	-	-	7	2	-	2	1	-	1	-
C-124	427	424	350	344	-	-	-	5	1	74	73	1	3	-	2	1
C-130	29	29	3	-	-	-	-	-	3	26	1	25	-	-	-	-
C-131	96	95	82	23	-	-	12	16	31	13	11	2	1	1	-	-
C-133	2	2	1	-	-	-	-	-	1	1	-	1	-	-	-	-
VT-29	4	4	4	-	-	-	3	1	-	-	-	-	-	-	-	-
Trainer	6,788	5,923	5,334	733	3,415	916	1	159	110	589	558	31	865	852	8	5
TB-17	19	7	5	-	-	-	-	-	5	2	2	-	12	11	1	-
TB-25	900	900	817	5	418	359	-	28	7	83	81	2	-	-	-	-
TB-26	216	171	132	86	-	30	-	7	9	39	39	-	45	43	2	-
TB-29	153	150	136	69	30	-	-	20	17	14	8	6	3	-	-	3
TB-45	19	19	15	14	-	-	-	-	1	4	4	-	-	-	-	-
TB-47	99	98	59	-	50	-	-	-	9	39	39	-	1	-	1	-
TB-50	57	45	17	1	-	-	1	3	12	28	28	-	12	12	-	-
TC-45	86	86	78	-	-	64	-	14	-	8	8	-	-	-	-	-

TABLE 52 — USAF AIRCRAFT FUNCTIONAL DISTRIBUTION BY TYPE, MODEL, AND SELECTED SERIES
AS OF 30 JUNE 1956 (CONTINUED)

TYPE, MODEL AND SERIES	AIRCRAFT INVENTORY														
	TOTAL AIRCRAFT	ACTIVE										INACTIVE			
		TOTAL ACTIVE	OPERATING							NON-OPERATING			TOTAL INACTIVE	STORAGE	BAILMENT AND LOAN	AWAITING DISPOSITION
			TOTAL OPERATING ACTIVE	TAC & TRANS	TRAINING	OPERATIONAL SUPPORT	ADMINISTRATIVE	SPECIAL MISSION	TEST & TEST SUPPORT	TOTAL NON-OPERATING	MAINT & MOD	OTHER				
Trainer (Cont'd)																
TC-47	10	9	8	1	-	6	-	1	-	1	1	-	1	-	1	-
TC-54	8	8	7	-	7	-	-	-	-	1	1	-	-	-	-	-
TF-86D	38	38	30	-	-	-	-	30	-	8	8	-	-	-	-	-
TF-86F	1	1	1	-	-	-	-	-	1	-	-	-	-	-	-	-
TF-102	3	3	1	-	-	-	-	-	1	2	-	2	-	-	-	-
TH-5	1	1	-	-	-	-	-	-	-	1	1	-	-	-	-	-
T-6	869	116	115	40	64	9	-	2	-	1	1	-	753	752	-	1
T-7	1	-	-	-	-	-	-	-	-	-	-	-	1	-	1	-
T-28	1,009	975	890	-	863	15	-	8	4	85	85	-	34	34	-	-
T-29	355	355	334	-	322	8	-	-	4	21	20	1	-	-	-	-
T-33	2,508	2,505	2,257	517	1,237	425	-	46	32	248	232	16	3	-	2	1
T-34	427	427	424	-	424	-	-	-	-	3	-	3	-	-	-	-
T-37	9	9	8	-	-	-	-	-	8	1	-	1	-	-	-	-
Liaison	505	483	427	3	237	15	-	171	1	56	55	1	22	1	21	-
L-5	3	3	3	2	-	-	-	1	-	-	-	-	-	-	-	-
L-19	221	221	190	-	190	-	-	-	-	31	31	-	-	-	-	-
L-20	177	176	160	1	-	1	-	157	1	16	16	-	1	1	-	-
L-21	88	67	59	-	47	10	-	2	-	8	8	-	21	-	21	-
L-23	1	1	-	-	-	-	-	-	-	1	-	1	-	-	-	-
L-26	15	15	15	-	-	4	-	11	-	-	-	-	-	-	-	-
Helicopter	448	411	361	78	116	7	-	136	24	50	44	6	37	34	3	-
H-5	27	27	26	-	-	4	-	22	-	1	1	-	-	-	-	-
H-13	105	97	96	-	85	1	-	8	2	1	-	1	8	8	-	-
H-16	2	2	1	-	-	-	-	-	1	1	-	1	-	-	-	-
H-19	144	143	121	17	22	2	-	72	8	22	20	2	1	-	1	-
H-21	166	138	114	61	9	-	-	34	10	24	22	2	28	26	2	-
H-34	3	3	3	-	-	-	-	-	3	-	-	-	-	-	-	-
H-39	1	1	-	-	-	-	-	-	-	1	1	-	-	-	-	-
Aerial Target	36	36	28	-	-	-	-	-	28	8	8	-	-	-	-	-
QB-17	23	23	18	-	-	-	-	-	18	5	5	-	-	-	-	-
QB-45	2	2	2	-	-	-	-	-	2	-	-	-	-	-	-	-
QF-80	10	10	7	-	-	-	-	-	7	3	3	-	-	-	-	-
QT-33	1	1	1	-	-	-	-	-	1	-	-	-	-	-	-	-

Source: Operations Statistics Division, Directorate of Statistical Services, DCS/Comptroller

TABLE 53 — CALENDAR AGE DISTRIBUTION OF USAF AIRCRAFT AS OF 30 JUNE 1956

TYPE AND MODEL	AVR AGE IN MONTHS	TOTAL AIR-CRAFT	AGE IN MONTHS									
			0-12	13-24	25-36	37-48	49-60	61-72	73-84	85-96	96-108	Over 109
AIRCRAFT - TOTAL	51.4	24,534	2,999	4,537	4,651	3,651	2,354	1,136	567	155	33	4,451
Bomber - Total	45.7	2,495	437	535	427	336	156	94	139	12	1	358
B-17		31	-	-	-	-	-	-	-	-	-	31
B-25		7	-	-	-	-	-	-	-	-	-	7
B-26		293	-	-	-	-	-	-	-	-	-	293
B-29		27	-	-	-	-	-	-	-	-	-	27
B-36		214	-	5	35	41	84	49	-	-	-	-
B-45		62	-	-	-	-	-	4	49	9	-	-
B-47		1,427	277	399	385	293	72	1	-	-	-	-
B-50		134	-	-	-	-	-	40	90	3	1	-
B-52		42	35	4	1	2	-	-	-	-	-	-
B-57		230	98	126	6	-	-	-	-	-	-	-
B-66		28	27	1	-	-	-	-	-	-	-	-
Fighter - Total	27.1	7,683	1,247	2,378	2,245	1,154	342	97	170	24	3	23
F-51		20	-	-	-	-	-	-	-	-	-	20
F-80		53	-	-	-	-	-	-	26	21	3	3
F-84		1,794	100	746	333	268	217	48	81	1	-	-
F-86		3,840	227	1,154	1,558	758	59	23	59	2	-	-
F-88		1	-	-	-	-	-	1	-	-	-	-
F-89		769	278	285	165	15	22	4	-	-	-	-
F-94		354	-	-	173	112	44	21	4	-	-	-
F-100		758	576	170	11	1	-	-	-	-	-	-
F-101		25	12	13	-	-	-	-	-	-	-	-
F-102		57	43	10	4	-	-	-	-	-	-	-
F-104		7	7	-	-	-	-	-	-	-	-	-
F-105		2	2	-	-	-	-	-	-	-	-	-
MIG-15		1	-	-	1	-	-	-	-	-	-	-
FH-1		1	1	-	-	-	-	-	-	-	-	-
XF-4D		1	1	-	-	-	-	-	-	-	-	-
Reconnaissance - Total	46.7	1,330	277	355	175	58	55	68	46	55	-	241
RB-17		1	-	-	-	-	-	-	-	-	-	1
RB-25		2	-	-	-	-	-	-	-	-	-	2
RB-26		83	-	-	-	-	-	-	-	-	-	83
WB-26		8	-	-	-	-	-	-	-	-	-	8
RB-29		3	-	-	-	-	-	-	-	-	-	3
WB-29		38	-	-	-	-	-	-	-	-	-	38
GRB-36		9	-	-	-	-	-	8	1	-	-	-
RB-36		127	-	-	7	38	44	36	2	-	-	-
RB-45		19	-	-	-	-	-	19	-	-	-	-
RB-47		294	48	136	96	3	11	-	-	-	-	-
RB-50		39	-	-	-	-	-	-	-	39	-	-
WB-50		42	-	-	-	-	-	5	37	-	-	-
RB-52		16	5	11	-	-	-	-	-	-	-	-
RB-57		72	12	15	45	-	-	-	-	-	-	-
RB-66		60	51	8	1	-	-	-	-	-	-	-
RF-51		2	-	-	-	-	-	-	-	-	-	2
RF-80		104	-	-	-	-	-	-	6	16	-	82
RF-84		299	127	154	18	-	-	-	-	-	-	-
RC-45		16	-	-	-	-	-	-	-	-	-	16
RC-47		6	-	-	-	-	-	-	-	-	-	6
RC-121		69	34	29	6	-	-	-	-	-	-	-
RF-101		2	-	2	-	-	-	-	-	-	-	-
RF-86		19	-	-	2	17	-	-	-	-	-	-
Tanker - Total	42.8	909	124	164	250	146	95	3	12	-	-	115
KB-29		115	-	-	-	-	-	-	-	-	-	115
KB-50		13	-	-	-	-	-	1	12	-	-	-
KC-97		781	124	164	250	146	95	2	-	-	-	-
Search and Rescue-Total	65.0	469	20	9	117	89	79	28	14	-	-	113
SA-16		239	-	-	55	85	57	28	14	-	-	-
SB-17		5	-	-	-	-	-	-	-	-	-	5
SC-47		66	-	-	-	-	-	-	-	-	-	66
SC-54		39	-	-	-	-	-	-	-	-	-	39
SH-19		97	-	9	62	4	22	-	-	-	-	-
SH-21		20	20	-	-	-	-	-	-	-	-	-
SB-29		3	-	-	-	-	-	-	-	-	-	3

[redacted]

TABLE 53 — CALENDAR AGE DISTRIBUTION OF USAF AIRCRAFT AS OF 30 JUNE 1956 (CONTINUED)

TYPE AND MODEL	AVR AGE IN MONTHS	TOTAL AIR-CRAFT	AGE IN MONTHS									
			0-12	13-24	25-36	37-48	49-60	61-72	73-84	85-96	97-108	Over 109
Special Research-Total		3	-	-	1	1	-	-	-	-	1	-
X-1		2	-	-	-	1	-	-	-	-	1	-
X-3		1	-	-	1	-	-	-	-	-	-	-
Cargo - Total	92.7	3,904	263	334	322	357	199	157	62	12	3	2,195
C-45		660	-	-	-	-	-	-	-	-	-	660
C-46		69	-	-	-	-	-	-	-	-	-	69
C-47		1,044	-	-	-	-	-	-	-	-	-	1,044
C-53		1	-	-	-	-	-	-	-	-	-	1
C-54		324	-	-	-	-	-	-	-	-	-	324
C-74		11	-	-	-	-	-	-	-	-	-	11
C-82		1	-	-	-	-	-	-	-	-	-	1
C-97		67	-	-	2	-	-	32	28	1	2	2
C-99		1	-	-	-	-	-	-	-	1	-	-
C-117		26	-	-	-	-	-	-	-	-	-	26
C-118		98	30	51	-	16	-	-	-	-	1	-
C-119		811	15	153	200	212	122	77	32	-	-	-
C-121		47	32	5	-	-	-	-	-	10	-	-
C-122		2	-	-	-	-	-	2	-	-	-	-
C-123		128	117	10	1	-	-	-	-	-	-	-
C-124		427	-	68	108	127	75	46	2	-	-	1
C-130		29	26	3	-	-	-	-	-	-	-	-
C-131		96	41	44	11	-	-	-	-	-	-	-
C-133		2	2	-	-	-	-	-	-	-	-	-
VB-17		17	-	-	-	-	-	-	-	-	-	17
VB-25		37	-	-	-	-	-	-	-	-	-	37
VB-26		2	-	-	-	-	-	-	-	-	-	2
VT-29		4	-	-	-	2	2	-	-	-	-	-
Trainer - Total	60.2	6,788	531	630	954	1,285	1,181	630	119	42	16	1,400
TB-17		19	-	-	-	-	-	-	-	-	-	19
TB-25		900	-	-	-	-	-	-	-	-	-	900
TB-26		216	-	-	-	-	-	-	-	-	-	216
TB-29		153	-	-	-	-	-	-	-	-	-	153
TB-45		19	-	-	-	-	-	-	1	16	2	-
TB-47		99	-	-	-	6	91	2	-	-	-	-
TB-50		57	-	-	-	24	-	-	6	13	14	-
TC-45		86	-	-	-	-	-	-	-	-	-	86
TC-47		10	-	-	-	-	-	-	-	-	-	10
TC-54		8	-	-	-	-	-	-	-	-	-	8
TF-86		39	-	-	1	25	13	-	-	-	-	-
TF-102		3	3	-	-	-	-	-	-	-	-	-
TB-5		1	-	-	-	-	-	-	-	1	-	-
T-6		869	-	-	9	175	425	222	31	-	-	7
T-7		1	-	-	-	-	-	-	-	-	-	1
T-28		1,009	-	-	127	276	284	305	17	-	-	-
T-29		355	10	115	94	68	28	28	12	-	-	-
T-33		2,508	350	310	660	711	340	73	52	12	-	-
T-34		427	161	203	63	-	-	-	-	-	-	-
T-37		9	7	2	-	-	-	-	-	-	-	-
Liaison - Total	46.3	505	16	34	70	118	215	49	-	-	-	3
L-5		3	-	-	-	-	-	-	-	-	-	3
L-19		221	1	23	55	16	90	36	-	-	-	-
L-20		177	-	10	15	102	49	1	-	-	-	-
L-21		88	-	-	-	-	76	12	-	-	-	-
L-23		1	-	1	-	-	-	-	-	-	-	-
L-26		15	15	-	-	-	-	-	-	-	-	-
Helicopter - Total	31.2	448	84	98	90	107	32	10	5	10	9	3
H-5		27	-	-	-	-	-	-	5	10	9	3
H-13		105	1	-	26	43	27	8	-	-	-	-
H-16		2	2	-	-	-	-	-	-	-	-	-
H-19		144	-	44	37	57	5	1	-	-	-	-
H-21		166	81	51	27	7	-	-	-	-	-	-
H-34		3	-	3	-	-	-	-	-	-	-	-
H-39		1	-	-	-	-	-	1	-	-	-	-

Source: Operations Statistics Division, Directorate of Statistical Services, DCS/Comptroller

[redacted]

TABLE 54 – DAF AIRCRAFT INVENTORY NET GAIN AND LOSS SUMMARY–AS OF 30 JUNE 1956

(CUMMULATIVE FROM FIRST ARTICLE. EXCLUDES EARMARKED AIRCRAFT)

(This is a new table and does not appear in the previous fiscal year Statistical Digest)

TYPE, MODEL, AND SERIES	PROCUREMENT PROGRAM		NET LOSSES 1/			DAF INVENTORY	CONVERSIONS FROM 2/ ORIGINAL PRODUCTION	
	ACCEPTED TO DATE	DATE OF ACCEPTANCE	TOTAL	ACTUAL	TRANSFER AND DIVERSION	TOTAL	NUMBER	DESIGNATION
TOTAL AIRCRAFT						27,639		
B-17G	9,680	Aug 43 - Jul 45	9,584	-	-	14	82	TB, RB, SB, VB, QB.
B-17P	-	Conv. B-17G	-	-	-	17	-	
B-25J	4,318	Dec 43 - Aug 45	3,344	-	-	7	967	VB, TB, TB-25K, TB-25L, TB-25M, TB-25N, VB-25N
B-26B/C	2,246	Sep 43 - Mar 46	1,382	-	-	468	396	TB, WB, VB, RB
B-29	2,537	Sep 43 - Oct 45	2,304	-	-	8	225	RB, SB, TB, WB, XB, KB-29M, B-29K, YKB-29T, KB-29P
XB-29	-	Conv. B-29	-	-	-	1	-	
B-29A	1,119	Jan 44 - Jun 46	1,025	-	-	9	85	RB, WB, SB, TB, YB-29J
B-29B	311	Jan 45 - Sep 45	298	-	-	2	11	TB
YB-29J	-	Conv. B-29A	-	-	-	-	-	
B-36D 3/	88	Aug 50 - Feb 52	18	18	0	70		
B-36F	34	Mar 51 - Jan 52	3	3	0	31	0	
B-36H	83	Dec 51 - Sep 53	2	2	0	80	1	XB-36H
XB-36H	-	Conv. B-36H	0	0	0	1	0	
B-36J	33	Sep 53 - Aug 54	1	1	0	32	0	
B-45A	96	Apr 48 - Mar 50	24	-	-	51	21	TB, QB
B-45C	10	May 49 - Apr 50 &						
	10	1 Conv. RB-45C	0	0	0	11	0	
B-47A	10	Dec 50 - Jul 51	9	5	1 (NAACT) 1 (Navy) 2 (Army)	1	0	
B-47B	397	Apr 51 - Jul 53	38	25	3 (Army)	244	115	RB, TB, YRB, XB-47D
XB-47D	-	Conv. B-47B	-	-	-	2	-	
B-47E	1,221	Feb 53 - In Prod.	41	41	0	1,178	2	YDB-47E
YDB-47E	-	Conv. B-47E	-	-	-	2	-	
B-50A	79	Oct 47 - Jan 49	62	0	0	1	16	TB-50A
B-50B	45	Jan 49 - Apr 49	5	-	-	1	39	RB-50E, RB-50F, RB-50G
B-50D	222	Jan 49 - Dec 50	18	-	-	132	72	WB-50D, KB-50/D, TB
YB-52	1	Mar 53	0	0	0	1	0	
XB-52	1	Apr 53	0	0	0	1	0	
B-52A	3	Jun 54 - Sep 54	0	0	0	3	0	
B-52B 16/	6	Aug 54 - In Prod.	1	1	-	31	0	
B-52C	5	Feb 56 - In Prod.	0	0	0	5	0	
B-52D	1	Jun 56 - In Prod.	0	0	0	1	0	
B-57A	8	Aug 53 - Dec 53	2	2	0	6	0	
B-57B	202	Jul 54 - In Prod.	14	-	-	188	0	
B-57C	38	Jan 55 - In Prod.	4	4	0	34	0	
B-57E	2	May 56 - In Prod.	0	0	0	2	0	
B-66B	28	Nov 54 - In Prod.	-	-	-	28	0	
KB-29M	-	Conv. B-29	-	-	-	9	-	
KB-29P	-	Conv. B-29	-	-	-	106	-	
KB-50	-	Conv. B-50D	-	-	-	10	-	
KB-50D	-	Conv. B-50D	-	-	-	3	-	
KC-97E	60	Jun 51 - Feb 52	1	1	0	59	0	
KC-97F	158	Mar 52 - May 53	2	2	0	156	-	
KC-97G	576	May 53 - In Prod.	8	8	0	566	2	YC-97J
F-51D	7,956	Oct 43 - Aug 45	7,785	-	-	163	8	RF, TF, TRF
F-80A/B/C	1,563	Feb 45 - Oct 51 11/	-	-	-	459	-	QF, RF
F-84D	154	Nov 48 - Apr 49	88	-	-	66	0	
F-84E	744	May 49 - May 51	432	-	-	311	1	YF-84F
YF-84F 4/	3	Aug 50 - Sep 51	2	1	(1 NAAC)	1	0	
F-84F	1,495	Nov 52 - In Prod.	482	308	(173 MDAP) (1 Navy)	12/ 1,329	0	
F-84G 5/	1,260	Jul 51 - Apr 53	790	341	(449 MDAP)	470	-	
YF-84J	1	May 54 - In Prod.	0	0	0	1	-	
F-86A	554	Apr 48 - Feb 51	278	-	-	274	2	RF
F-86D	2,504	Mar 51 - Sep 55	288	287	(1 Navy)	2,176	40	TF, YF-86K

[redacted]

TABLE 54 — DAF AIRCRAFT INVENTORY NET GAIN AND LOSS SUMMARY—AS OF 30 JUNE 1956 (CONTINUED)
(CUMMULATIVE FROM FIRST ARTICLE, EXCLUDES EARMARKED AIRCRAFT)

(This is a new table and does not appear in the previous fiscal year Statistical Digest)

TYPE, MODEL, AND SERIES	PROCUREMENT PROGRAM		NET LOSSES 1/			DAF INVENTORY	CONVERSIONS FROM 2/ ORIGINAL PRODUCTION	
	ACCEPTED TO DATE	DATE OF ACCEPTANCE	TOTAL	ACTUAL	TRANSFER AND DIVERSION	TOTAL	NUMBER	DESIGNATION
F-86E	396	Feb 51 - Oct 52	192	192	-	200	4	4 acft changed F-86F
F-86F 6/	1,963	Mar 52 - Jun 54	909	432	(471 MDAP) (6 SAAF)	20/1,096	20	RF, TF
YF-86H	2	Jan 53 - Mar 53	0	0	-	2	0	
F-86H	473	Sep 53 - Oct 55	40	40	0	433	0	
F-86K	-	MDAP Prod.	-	-	-	19/ 1	-	
YF-86K	-	Conv. F-86D	-	-	-	2	-	
XF-88B	1	Apr 51	0	0	0	1	0	
F-89A/B	48	Sep 50 - Sep 51	16	16	0	32	0	
F-89C	163	Sep 51 - Nov 52	33	33	0	130	0	
F-89D	682	Jun 52 - In Prod.	49	49	0	633	0	
F-89H	109	Sep 55 - In Prod.	4	4	0	105	0	
F-94A	109	Dec 49 - Dec 50	39	-	-	70	0	
F-94B	356	Nov 50 - Jan 52	124	124	0	232	0	
YF-94B	1	Dec 50	-	-	-	1	-	
F-94C	387	Jul 51 - May 54	56	55	(1 NAAC)	331	0	
YF-100A	2	Jun 53 - Jul 53	1	1	0	1	0	
F-100A	203	Oct 53 - Jul 55	13	13	0	190	0	
F-100C	475	Oct 54 - In Prod.	21	21	0	454	0	
F-100D	115	Nov 55 - In Prod.	2	2	0	113	-	
F-101A	29	Aug 54 - In Prod.	4	4	-	25	0	
YF-102	10	Oct 53 - Oct 54	1	1	0	9	0	
F-102A 15/	50	Jun 55 - In Prod.	2	2	0	48	0	
F-104A	7	Feb 56 - In Prod.	0	0	0	7	0	
YF-105A	2	Nov 55 - Jan 56	0	0	0	2	0	
MIG-15	-	Russian Type	-	-	-	1	-	
FH-1	-	Navy Prod.				1	-	
XF-4D		Navy Prod.				1	-	
RB-17G	-	Conv. B-17G	-	-	-	1	-	
RB-25D	-	Conv. B-25D	-	-	-	2	-	
RB-26B/C	-	Conv. B-26B/C	-	-	-	129	-	
WB-26C	-	Conv. B-26B/C	-	-	-	8	-	
RB-29A	-	Conv. B-29A	-	-	-	3	-	
WB-29	-	Conv. B-29	-	-	-	15	-	
WB-29A	-	Conv. B-29A	-	-	-	23	-	
RB-36D	24	Jun 50-- May 51	1	1	0	14	9	GRB
GRB-36D	-	Conv. RB-36D	-	-	-	9	-	
RB-36E 7/	23	Aug 47 - May 49	2	2	0	21	0	
RB-36F	24	May 51 - Dec 51	0	0	0	24	0	
RB-36H	73	Jan 52 - Sep 53	5	5	0	68	0	
RB-45C	33	Jul 50 - Feb 51	13	-	-	19	1	B-45C
RB-47B	-	Conv. B-47B	-	-	-	1	-	
YRB-47B	-	Conv. B-47B	-	-	-	13	-	
RB-47E	255	Jun 53 - Aug 55	4	4	0	236	15	RB-47K
RB-47H	30	Jul 55 - In Prod.	1	1	0	29	-	
RB-47K	-	Conv. RB-47E	-	-	-	15	-	
WB-50D	-	Conv. B-50D	-	-	-	42	-	
RB-50E	-	Conv. B-50B	-	-	-	11	-	
RB-50F	-	Conv. B-50B	-	-	-	16	-	
RB-50G	-	Conv. B-50B	-	-	-	12	-	
RB-52B 16/	42	Aug 54 - In Prod.	0	0	0	16	26	B-52B
RB-57A	67	Dec 53 - Aug 54	7	7	0	60	-	
RB-57D	12	Nov 55 - In Prod.	0	0	0	12	0	
RB-66A	5	Jun 54 - Dec 54	0	0	0	5	0	
RB-66B	50	Dec 54 - In Prod.	1	1	0	49	0	
RB-66C	6	Oct 55 - In Prod.	0	0	0	6	0	
RC-45G	-	Conv. C-45G	-	-	-	16	-	
RC-47A	-	Conv. C-47A	-	-	-	1	-	
RC-47D	-	Conv. C-47B	-	-	-	5	-	
RC-121C	10	Nov 53 - Oct 54	1	1	0	9	0	
RC-121D	61	Aug 54 - In Prod.	0	0	0	60	1	C-121D
RF-51D	-	Conv. F-51D	-	-	-	2	-	
RF-80A/B/C	-	Jul 46 - Mar 47 & Conv. F-80C/B/A, XRF-80A 11/	-	-	-	143	0	
RF-84F	324	Aug 53 - In Prod.	17	17	0	21/ 285	23	RF-84K
RF-84K	-	Conv. RF-84F	-	-	-	23	-	
RF-86A	-	Conv. F-86A	-	-	-	2	-	

[redacted]

TABLE 54 – DAF AIRCRAFT INVENTORY NET GAIN AND LOSS SUMMARY–AS OF 30 JUNE 1956 (CONTINUED)
(CUMMULATIVE FROM FIRST ARTICLE, EXCLUDES EARMARKED AIRCRAFT)

(This is a new table and does not appear in the previous fiscal year Statistical Digest)

TYPE, MODEL, AND SERIES	PROCUREMENT PROGRAM		NET LOSSES 1/			DAF INVENTORY	CONVERSION FROM 2/ ORIGINAL PRODUCTION	
	ACCEPTED TO DATE	DATE OF ACCEPTANCE	TOTAL	ACTUAL	TRANSFER AND DIVERSION	TOTAL	NUMBER	DESIGNATION
RF-86F	- -	Conv. F-86F	-	-	-	19	-	
YRF-101A	2	May 55 - Jun 55	0	0	0	2	0	
SA-16A	300	Jul 49 -Feb 54	47	35	12	252	1	SA-16B
SA-16B	-	Conv. SA-16A	-	-	-	1	-	
SB-17G	-	Conv. B-17G	-	-	-	5	-	
SB-29	-	Conv. B-29	-	-	-	3	-	
SC-47A	-	Conv. C-47A	-	-	-	33	-	
SC-47B	-	Conv. C-47B	-	-	-	33	-	
SC-54D	-	Conv. C-54D	-	-	-	38	-	
SC-54G	-	Conv. C-54G	-	-	-	1	-	
SH-19A	-	Conv. H-19A	-	-	-	22	-	
SH-19B	-	Conv. H-19B	-	-	-	75	-	
SH-21B	-	Conv. H-21B	0	0	0	20	-	
X-1	-	Conv. X-1A	-	-	-	1	-	
X-1B	1	Jan 53	0	0	0	1	0	
X-3	1	Apr 54 - In Prod.	0	0	0	1	-	
VB-17G	-	Conv. B-17G	-	-	-	17	0	
VB-25J	-	Conv. B-25J	-	-	-	5	-	
VB-25N	-	Conv. B-25J	-	-	-	32	-	
VB-26B/C	-	Conv. B-26B/C	-	-	-	4	-	
C-45F 10/	1,480	Mar 44 - Aug 45	-	-	-	23	-	RC Remfg as a C-45G, TC-45G
C-45G	372	Oct 51 - Jul 53 Remfg C-45B/F, T-7C & T-11	17	17	0	339	16	RC-45G
C-45H	432	Jul 53 - Mar 55 Remfg C-45B/F, T-7C & T-11	12	12	0	420	0	
C-46A	1,493	Oct 42 - Jun 45	1,398	-	-	95	0	
C-46D	1,410	Aug 44 - Jul 45	1,261	-	-	147	2	TC
C-46E	17	Jun 45 - Jul 45	16	-	-	1	0	
C-46F	234	Jul 45 - Sep 45	180	-	-	54	0	
C-47	953	Jan 42 - Apr 43	951	-	-	2	0	
C/AC/VC-47A	5,131	Feb 43 - Jun 44	4,611	-	-	472	48	RC, TC, SC, & C-117C
C/VC-47B	3,365	Jun 44 - Nov 45	2,630	-	-	14	721	AC/C/VC-47D, TC-47D, RC-47D, SC-47D
C/AC/VC-47D	-	Conv. C-47D	-	-	-	635	-	
C-47E	-	Conv. C-47A/D	-	-	-	6	-	
C/VC-53	206	Oct 41 - Sep 42	205	-	-	1	0	
C/VC-53D	159	Feb 43 - Jul 43	158	-	-	1	0	
C/ZC-54A	252	Dec 42 - Oct 44	250	-	-	1	1	VC-54C
VC-54C	-	Conv. C-54A	-	-	-	1	-	
C/AC/VC-54D	380	Jan 45 - Sep 45	195	-	-	139	46	SC, TC
C-54E	125	Jan 45 - Jun 45	61	-	-	37	27	C-54M
C/VC-54G	162	Jan 45 - Jan 46	42	-	-	119	1	SC
C-54M	-	Conv. C-54E	-	-	-	27	-	
C-74	13	Oct 45 - Apr 47	1	-	-	11	1	YC-124
C-82A	219	Jun 45 - Sep 48	218	-	-	1	0	
YC-97J	-	Conv. KC-97G	-	-	-	2	-	
YC-97	6	May 47 - Aug 47	4	4	0	2	0	
C-97A 8/	53	Feb 48 - Dec 50	4	-	-	43	6	C-97D
C-97C	14	Feb 51 - May 51	1	1	-	13	0	
C-97D	-	Conv. 6 C-97A & 1 C-97B	-	-	-	7	-	
XC-99	1	Jun 49	0	0	0	1	0	
C-117A	17	May 45 - Oct 45	2	-	-	7	8	C-117B
C-117B	-	Conv. C-117A	-	-	-	8	-	
C-117C	-	Conv. C-47A	-	-	-	11	-	
VC-118	1	Jul 47	0	0	0	1	0	
C/VC-118A	101	Jul 52 - Jan 56	4	2	(Mar 53) 2	97	0	
C-119B	54	Apr 49 - Mar 50	14	14	0	13	27	C-119C
C-119C	303	Mar 50 - Feb 53	42	39	(MDAP) 3	288	0	Includes 27 Conv. C-119B's
C-119F/G	588	Feb 53 - Nov 55	43	43	0	17/ 547	0	
C/VC-121A	9	Dec 48 - Mar 49 & 1 Conv. VC-121B	0	0	0	10	0	
C-121C	33	Jun 55 - May 56	0	0	0	33	0	
C-121D	-	Conv. RC-121D	0	0	0	1		
VC-121E	1	Sep 54 -	-	-	-	1	-	

CONFIDENTIAL

TABLE 54 - DAF AIRCRAFT INVENTORY NET GAIN AND LOSS SUMMARY - AS OF 30 JUNE 1956 (CONTINUED)
(CUMMULATIVE FROM FIRST ARTICLE. EXCLUDES EARMARKED AIRCRAFT)

(This is a new table and does not appear in the previous fiscal year Statistical Digest)

TYPE, MODEL, AND SERIES	PROCUREMENT PROGRAM		NET LOSSES 1/			DAF INVENTORY	CONVERSIONS FROM 2/ ORIGINAL PRODUCTION	
	ACCEPTED TO DATE	DATE OF ACCEPTANCE	TOTAL	ACTUAL	TRANSFER AND DIVERSION	TOTAL	NUMBER	DESIGNATION
YC-121F	2	Mar 55	0	0	0	2	0	
YC-122C	9	Jul 50 - Aug 51	7	7	0	2	0	
C-123B	128	Sep 53 - In Prod.	1	1	-	125	2	YC-123B, YC-123E
YC-123B	-	Conv. C-123B	-	-	-	1	-	
XC-123D	1	Mar 55	0	0	0	1	0	
YC-123E	-	Conv. C-123B	0	0	0	1	0	
YC-124A	204	Apr 50 - Dec 52	15	15	0	189	-	
YC-124	-	Conv. C-74	-	-	-	1	-	
YC-124B	1	Feb 54	0	0	0	1	0	
C-124C	243	Jan 53 - Apr 55	7	7	0	236	-	
YC-130	2	Aug 54 - Jan 55	0	0	0	2	0	
C-130A	27	Feb 55 - In Prod.	0	0	0	27	0	
C-131A	26	Mar 54 - Dec 54	0	0	0	26	0	
C-131B	36	Dec 54 - Sep 55	0	0	0	36	0	
YC-131C	2	May 54 - Jun 54	0	0	0	2	0	
C-131D	32	Aug 54 - In Prod.	0	0	0	32	0	
C-133A	2	Apr 55 - In Prod.	0	0	0	2	0	
VT-29B	-	Conv. T-29B	-	-	-	4	-	
TB-17G	-	Conv. B-17G	-	-	-	19	-	
TB-25D	-	Conv. B-25D	-	-	-	1	-	
TB-25J	-	Conv. B-25J	-	-	-	123	-	
TB-25K	-	Conv. B-25J	-	-	-	90	-	
TB-25L	-	Conv. B-25J	-	-	-	79	-	
TB-25M	-	Conv. B-25J	-	-	-	35	-	
TB-25N	-	Conv. B-25J	-	-	-	603	-	
TB-26B/C	-	Conv. B-26B/C	-	-	-	254	-	
TB-29	-	Conv. B-29	-	-	-	88	-	
TB-29A	-	Conv. B-29A	-	-	-	54	-	
TB-29B	-	Conv. B-29B	-	-	-	11	-	
TB-45A	-	Conv. B-45	-	-	-	19	-	
TB-47B	-	Conv. B-47B	-	-	-	99	-	
TB-50A	-	Conv. B-50A	-	-	-	16	-	
TB-50D	-	Conv. B-50D	-	-	-	17	-	
TB-50H	24	Aug 52 - Feb 53	0	0	0	24	0	
TC-45G	96	Apr 52 - Aug 52						
		Remfg C-45B/F, T-7C & T-11	10	10	0	86	0	
TC-46D	-	Conv. C-46D	-	-	-	2	-	
TC-47A	-	Conv. C-47A	-	-	-	3	-	
TC-47D	-	Conv. C-47B	-	-	-	46	-	
TC-54D	-	Conv. C-54D	-	-	-	8	-	
TF-51D	-	Conv. F-51D	-	-	-	6	-	
TF-86D	-	Conv. F-86D	-	-	-	38	-	
TF-86F	-	Conv. F-86F	-	-	-	1	-	
TF-102A	3	Nov 55 - In Prod.		0	0	3	-	
TH-5G	-	Conv. H-5G	-	-	-	1	-	
T-6D 10/	4,388	Jul 43 - Feb 45	-	-	-	-	-	
T-6F	956	Feb 45 - Aug 45	949	-	-	7	0	
T-6G 9/	1,645	Jan 50 - Nov 53						
		Remfg T-6C &D	768	232	536	877	-	T-6C, T-6D (Remfg)
LT-6G	59	Oct 51 - Jan 52						
		Remfg T-6C & D	24	21	3	35	-	
T-7	583	Feb 41 - Jan 44	582	-	-	1	0	
T-28	-	Conv. XT-28 & T-28A	-	-	-	2	-	
T-28A	1,194	Jul 49 - Nov 53	126	-	-	1,068	0	
T-29A	48	Feb 50 - Dec 51	3	3	0	45	0	
T-29B	105	Dec 51 - Aug 53	2	2	0	99	4	VT
T-29C	119	Aug 53 - Apr 55	0	0	0	119	0	
T-29D	92	Sep 53 - Aug 55	0	0	0	92	0	
T-33A	3,392	Aug 48 - In Prod.	575	-	-	2,816	1	QT
T-34A	430	Sep 53 - In Prod.	3	3	0	427	0	
XT-37	3	Oct 54 - Jan 55	1	1	0	2	0	
T-37A	7	Sep 55 - In Prod.	0	0	0	7	0	
L-5	1,813	Nov 42 - Jul 44	1,811	-	-	2	-	
L-5E	750	Feb 45 - Jul 45	746	-	-	4	0	
L-5G	115	Jul 45 - Aug 45	114	-	-	1	-	
L-16A	509	Aug 47 - Jan 48	507	-	-	2	0	
L-16B	100	Mar 48 - Apr 48	99	-	-	1	0	

CONFIDENTIAL

TABLE 54 DAF AIRCRAFT INVENTORY NET GAIN AND LOSS SUMMARY--AS OF 30 JUNE 1956 (CONTINUED)
(CUMMULATIVE FROM FIRST ARTICLE. EXCLUDES EARMARKED AIRCRAFT)

(This is a new table and does not appear in the previous fiscal year Statistical Digest)

TYPE, MODEL, AND SERIES	PROCUREMENT PROGRAM		NET LOSSES 1/			DAF INVENTORY	CONVERSION FROM ORIGINAL PRODUCTION 2/	
	ACCEPTED TO DATE	DATE OF ACCEPTANCE	TOTAL	ACTUAL	TRANSFER AND DIVERSION	TOTAL	NUMBER	DESIGNATION
L-17A	-	Army Prod.	-	-	-	52	-	
L-17B	-	Nov 48 - Feb 49	-	-	-	20	-	
L-17C	-	Army Prod.	-	-	-	13	-	
L-19A	20	Jun 53	20	3	(ROK) 17	221	0	
YL-20	6	Feb 51 - Apr 51	5	-	-	1	0	
L-20A	212	Oct 51 - Oct 53	36	25	(Army)11	176	0	
L-21A	-	Army Prod.	-	-	-	89	-	
XL-23C	1	Feb 55	0	0	0	1	-	
L-26B	15	Jul 55 - In Prod.	-	-	-	15	0	
H-5D	20	Jun 46 - Oct 46	18	-	-	2	0	
H-5F	11	Apr 47 - Nov 47	7	-	-	4	0	
H-5G	39	Mar 48 - Mar 49	23	-	-	15	1	TH
H-5H	16	Jun 49 - Jan 50	10	-	-	6	0	
H-13D 13/	-	Army Prod.	-	-	-	15	-	
H-13E 13/	-	Army Prod.	-	-	-	62	-	
H-13G	51	Dec 53 - May 54	26	3	2(Uruguay) 21 (AAF)	18/ 27	0	
H-13H	-	Army Prod.	-	-	-	1	-	
YH-16	1	Sep 55	0	0	0	1	0	
YH-16A	1	May 56 - In Prod.	-	-	-	1	0	
YH-19	5	Apr 50 Sep 50	4	-	-	1	0	
H-19A	50	Nov 51 - Jun 52	22	19	(Navy) 3	5	23	H-19B, SH-19A
H-19B	234	Feb 53 - Nov 54 & 1 Conv. H-19A	22	20	(MDAP) 2	137	75	SH-19B, & in includes 2 H-19A's accepted as H-19B's
H-19D	-	Army Prod.	-	-	-	1	-	
YH-21	18	Dec 52 - Aug 53	6	6	0	12	0	
H-21A	32	Sep 53 - Nov 54	1	1	0	31	0	
H-21B	147	Nov 54 - In Prod.	6	2	(MDAP) 3	121	20	SH-21B
H-21C	-	Army Prod.	-	-	-	2	-	
H-34A	-	Army Prod.	-	-	-	14/ 3	-	
XH-39	-	Conv. YH-18A	-	-	-	1	-	
QB-17G	-	Conv. B-17G	-	-	-	5	-	
QB-17L	-	Conv. B-17G	-	-	-	11	-	
QB-17N	-	Conv. B-17G	-	-	-	7	-	
QB-45A	-	Conv. B-45A	-	-	-	1	-	
QB-45C	-	Conv. B-45A	-	-	-	1	-	
QF-80A/B/C	-	Conv. F-80A/B/C 11/	-	-	-	4	-	
QF-80F	-	Conv. F-80A/B/C	-	-	-	6	-	
QT-33A	-	Conv. T-33A	-	-	-	1	-	

Source: Operations Statistics Division, Directorate of Statistical Services, DCS/Comptroller

[redacted]

TABLE 54 -DAF AIRCRAFT INVENTORY NET GAIN AND LOSS SUMMARY—AS OF 30 JUNE 1956 (CONTINUED)
(CUMMULATIVE FROM FIRST ARTICLE, EXCLUDES EARMARKED AIRCRAFT)

(This is a new table and does not appear in the previous fiscal year Statistical Digest)

FOOTNOTES:

1. A breakdown of losses is shown only for models produced since July 1949 as the information is not readily available for the earlier models. Net losses for converted models are included with the losses for the original models.
2. Includes only those converted models that remain in the inventory as of 30 June 1956.
3. Includes 62 aircraft produced as B-36B's. Three aircraft were lost as B-36B's and 59 were converted to B-36D.
4. Includes 1 YF-84F that was converted from an F-84E and then subsequently converted to YRF-84F and lost to class 32.
5. Includes 471 F-84G's which were diverted to the USAF from MDAP production.
6. Includes 4 F-86F's from the F-86E procurement program.
7. Twenty-two RB-36E's were produced as B-36A's and 1 as YB-36.
8. Three C-97's produced as KC-97A's.
9. Includes 20 T-6G's which were accepted for the USAF from the MDAP procurement Program.
10. Some T-6C and T-6D aircraft are remfgd as T-6G and LT-6G aircraft. Net losses for the original series are not shown because the exact quantity of each series being remfgd is not available.
11. There were 152 RF-80A's manufactured as RF-80A aircraft from July 1946 through March 1947. There are also RF, TF, and QF-80A, B, and C aircraft being modified to and from F-80A,B,C, RF-80A and XRF-80A aircraft.
12. Includes 316 F-84F's produced for MDAP temporarily reported in USAF inventory.
13. H-13D and H-13E aircraft were originally accepted for the Department of the Army and were subsequently reassigned to the USAF (Air Training Command) to assist in training Army pilots.
14. Includes 3 H-34A's produced for Army Temporarily reported in USAF inventory.
15. Accepted as F-102A's. However, the Aircraft Production Schedule shows four F-102A's will be changed to YF-102A's in the near future.
16. Accepted as RB-52B's. However, the Aircraft Production Schedule shows those RB-52B's will be changed to B-52B's in the near future.
17. Includes 2 C-119G's produced for MDAP temporarily reported in USAF inventory.
18. Includes 2 H-13G's accepted from Army contracts.
19. Includes 1 F-86K produced for MDAP temporarily reported in USAF inventory.
20. Includes 62 F-86F's produced for MDAP temporarily reported in USAF inventory.
21. Includes 1 RF-84F produced for MDAP temporarily reported in USAF inventory.

[redacted]

[redacted]

TABLE 55 — USAF AND COMPONENTS AIRCRAFT GAINS AND LOSSES FISCAL YEAR 1956

(For comparative purposes to the previous fiscal year table, see Table 60 and 61, SDFY 1955)

TYPE MODEL SERIES	GAINS						LOSSES													
								BEYOND ECONOMICAL REPAIR							NOT BEYOND ECONOMICAL REPAIR					
								DETERIORATION					ACCIDENT							
	TOTAL	NEW PRODUCTION	TRANSFERS & DIVERSIONS	RECLAMATION	CONVERSION	GROUND INSTRUCTION	TOTAL	FAIR WEAR AND TEAR	ABNORMAL IN USE	NORMAL STORAGE	TESTED TO DESTRUCTION	NATURAL PHENOMENA	FLYING	GROUND	OBSOLETE	TRANSFERS & DIVERSIONS	RECLAMATION	CLASS 26 OR MUSUEM	CONVERSION	GROUND INSTRUCTION
TOTAL	5,324	4,526	325	99	358	16	5,985	10	1	1	20	12	782	15	54	3,058	1,508	26	444	54
Bomber	518	426	31		57	4	442						46	1		10	222	1	162	
B-17							3						2				1			
B-25	2					2	4												4	
B-26	32		31			1	9						5						4	
B-29							313						1			9	219	1	83	
B-36							2						1				1			
B-45							7						3						4	
B-47	318	280			37	1	22						21	1						
B-50							68										1		67	
XB-51							1						1							
B-52	38	18			20		1						1							
B-57	101	101					11						11							
B-66	27	27																		
A-2D							1									1				
Tanker	125	125					30						5			5	20			
KB-29							25									5	20			
KC-97	125	125					5						5							
Fighter	1,878	1,854	21	2		1	1,673		1	1			402	8	4	959	215	14	29	40
FH-1	1		1													1				
XF-4F	1		1														1			
F-9F							1													
F-47							1										1			
F-51							227		1	1			10		4	25	182	4		
F-80							17						11				2		4	
F-84F	429	429					679						94	2		532	26	3		22
F-84 Other	19		19				31						24	3			2	2		
F-86D	155	153		1		1	101						76						25	
F-86F	143	142		1			361						77	2		282				
F-86H	77	77					22						19							3
F-86 Other	99	99					138						20	1		113		1		3
F-89	288	288					30						24			6				
XF-91							2											2		
F-94							27						23				2	1		1
F-100A	23	23					6						4					1		1
F-100C	459	459					21						15							6
F-100D	115	115					2		[redacted]											2
F-101A	14	14					4						4							
F-102A	45	45					2													2

[redacted]

TABLE 55 - USAF AND COMPONENTS AIRCRAFT GAINS AND LOSSES
FISCAL YEAR 1956 (CONTINUED)

TYPE MODEL SERIES	GAINS						LOSSES												
								BEYOND ECONOMICAL REPAIR						NOT BEYOND ECONOMICAL REPAIR					
								DETERIORATION				ACCIDENT							
	TOTAL	NEW PRODUCTION	TRANSFERS & DIVERSIONS	RECLAMATION	CONVERSION	GROUND INSTRUCTION	TOTAL	FAIR WEAR AND TEAR	ABNORMAL IN USE	NORMAL STORAGE	TESTED TO DESTRUCTION	NATURAL PHENOMENA	FLYING	GROUND	OBSOLETE	TRANSFERS & DIVERSIONS	RECLAMATION	CLASS 26 OR MUSUEM	CONVERSION	GROUND INSTRUCTION
F-104A	7	7																	
XF-104	1	1					1						1						
YF-105A	2	2																	
Reconnaissance	516	481	6		29		420						31	1	4	227	41	1	113	2
RB-17							2										2			
RB-26	6		6				3						1				1		1	
WB-26	2				2															
RB-29							7									4	2		1	
WB-29							36						2	1		1	19		13	
RB-36							1						1							
RB-47	49	49					2						2							
YRB-47							74						1						73	
RB-52	23	23																		
RB-57	12	12					2						2							
RB-66	52	52					1													1
RF-51							17						1				16			
RF-80							7						6				1			
RF-84F	311	311					222						11			185		1	24	1
RF-84K	24				24		1						1							
RF-86F	3				3		3						2			1				
RC-121	34	34					1												1	
RC-45							4								4					
RT-33							37						1			36				
Search and Rescue	107	1		1	105		45						11	1		24	5		4	
SA-16							9						5			4				
SB-17							3									1	2			
SB-29							23									16	3		4	
SC-47	4			1	3		4						4							
SH-19	102				102		5						2	1		2				
PA-18	1	1					1									1				
Cargo	285	249	31	2	2	1	243						45	1	32	109	44	2	6	4
VB-17							22									10	9		3	
C-45							79						13		31	30	3	2		
C-46	3			2		1	54						3			51				
C-47	32		31		1		15						8		1		3		3	
C-54							4						3			1				
C-82							16										16			

TABLE 55 - USAF AND COMPONENTS AIRCRAFT GAINS AND LOSSES
FISCAL YEAR 1956 (CONTINUED)

TYPE MODEL SERIES	GAINS						LOSSES													
								BEYOND ECONOMICAL REPAIR						NOT BEYOND ECONOMICAL REPAIR					
								DETERIORATION					ACCIDENT						
	TOTAL	NEW PRODUCTION	TRANSFERS & DIVERSIONS	RECLAMATION	CONVERSION	GROUND INSTRUCTION	TOTAL	FAIR WEAR AND TEAR	ABNORMAL IN USE	NORMAL STORAGE	TESTED TO DESTRUCTION	NATURAL PHENOMENA	FLYING	GROUND	OBSOLETE	TRANSFERS & DIVERSIONS	RECLAMATION	CLASS 26 OR MUSUEM	CONVERSION	GROUND INSTRUCTION
YC-97							4										4			
C-118	31	31					1							1						
C-119	24	24					34						12			17	2			3
C-121	33	32			1															
C-123	116	116					1													1
YC-122							7										7			
XC-124							6						6							
C-130	26	26																		
C-131	18	18																		
C-133	2	2																		
Trainer	1,040	766	26	94	152	2	1870					1	205	3	8	682	955	5	7	4
T-6	20		20				1326						15			404	903	1	3	
LT-6							1										1			
T-7							11					1	1		8		1			
T-11	93			93			1						1							
T-28							13						13							
T-29	10	10					1						1							
T-33	591	584	6			1	396						140	2		249	1			4
T-34	162	162					2						2							
T-37A	6	6																		
XT-37	1	1					1						1							
TB-17							11										8		3	
TB-25	2			1	1		16						16							
TB-26	2				2		8						4			1		3		
TB-29	100				100		44						4			28	11	1		
TB-47	37				36	1	1										1			
TB-50	13				13		1						1							
TF-47							1										1			
TRF-51							3										3			
TF-51							25										25			
TC-45							4						3	1						
TC-47							2						1						1	
MK-4							2						2							
TF-102	3	3																		
Liaison	367	194	170		2	1	800	10				11	24		2	749	1		2	1
L-4							99	3				2				94				
L-5							80		[redacted]				3			76	1			
L-13							2								2					
L-16							335	7				9	7			312				
L-17	10		10				4									4				
XL-19	2	2					2												2	

[redacted]

[redacted]

TABLE 55 — USAF AND COMPONENTS AIRCRAFT GAINS AND LOSSES
FISCAL YEAR 1956 (CONTINUED)

TYPE MODEL SERIES	GAINS						LOSSES												
							BEYOND ECONOMICAL REPAIR							NOT BEYOND ECONOMICAL REPAIR					
								DETERIORATION				ACCIDENT							
	TOTAL	NEW PRODUCTION	TRANSFERS & DIVERSIONS	RECLAMATION	CONVERSION	GROUND INSTRUCTION	TOTAL	FAIR WEAR AND TEAR	ABNORMAL IN USE	NORMAL STORAGE	TESTED TO DESTRUCTION	NATURAL PHENOMENA	FLYING	GROUND	OBSOLETE	TRANSFERS & DIVERSIONS	RECLAMATION	CLASS 26 OR MUSUEM	CONVERSION	GROUND INSTRUCTION
L-19	161		158		2	1	32						5			26				1
L-20	76	76					81						7			74				
L-21	66	66					131						2			129				
L-23	6	6					5									5				
L-26	21	19	2				4									4				
OE-2	25	25					25									25				
Helicopter	433	386	40			7	396						12		4	252	4		121	3
H-5	7						7						1		4	2	2			
H-13	31	1	24			6	21						6			15				
YH-16	2	2																		
H-18							1									1				
H-19	58	51	7				151						2			46	2		101	
YH-21	1					1	3									1				2
H-21	140	139	1				59						3			35			20	1
H-23	41	41																		
H-25							1									1				
YH-31	1	1					1									1				
H-34	158	150	8				152									152				
H-37	1	1																		
Utility	44	44					41									41				
U-1A	44	44					41									41				
Aerial Target	11				11		24				20		1					3		
QB-17	7				7		14				14									
QF-80	4				4		10				6		1					3		
Special Research.							1										1			
X-1A							1										1			

Source: Operations Statistics Division, Directorate of Statistical Services, DCS/Comptroller.

[redacted]

TABLE 56 —USAF AVERAGE ACTIVE AIRCRAFT IN AND OUT OF COMMISSION BY COMMAND
FISCAL YEAR 1956

MAJOR AIR COMMAND	AVERAGE MONTHLY ACTIVE AIRCRAFT ON HAND	AVERAGE ACTIVE AIRCRAFT IN COMMISSION	AVERAGE ACTIVE AIRCRAFT OUT OF COMMISSION						
			TOTAL		AWAITING PARTS	TECHNICAL ORDER COMPLIANCE	MAINTENANCE		OTHER REASONS
			AVERAGE NUMBER AOC	% OF AOH			PERIODIC	MALFUNCTION, DEFECT, DAMAGE	
USAF - TOTAL	21,315	12,441	8,874	42	1,072	600	2,398	3,688	1,116
CONTINENTAL - TOTAL	16,419	9,407	7,012	43	705	503	1,903	3,068	833
US Air Force Academy	32	18	14	44	1	1	6	6	-
Air Defense	2,143	1,331	812	38	132	41	252	335	52
Air Materiel	2,032	276	1,756	86	15	194	159	911	477
Air Proving Ground	173	102	71	41	10	10	19	20	12
Air Research and Development.	600	316	284	47	36	11	92	72	73
Air University	149	112	37	24	7	4	14	10	2
Continental Air	97	70	27	28	5	2	11	7	2
Headquarters, USAF	213	149	64	30	10	2	29	21	2
Military Air Transport Service	857	528	329	38	43	15	158	102	11
Strategic Air	3,139	2,212	927	30	133	57	280	430	27
Tactical Air	1,619	946	673	42	138	73	202	204	56
Air Training	5,360	3,343	2,017	38	175	93	680	950	119
USAF Security Service	5	4	1	20	-	-	1	-	-
OVERSEAS - TOTAL	4,896	3,034	1,862	38	367	97	495	620	283
Alaskan Air	258	145	113	44	15	5	35	57	1
Air Defense	4	4	-	-	-	--	-	-	-
US Air Forces in Europe	2,031	1,240	791	39	194	41	181	219	156
Air Materiel	225	53	172	76	5	8	23	66	70
Air Research and Development.	23	16	7	30	2	-	2	1	2
Caribbean Air	39	29	10	26	1	--	7	2	-
Far East Air Forces	1,244	806	438	35	82	32	141	146	37
Headquarters, USAF	66	62	4	6	-	1	1	1	1
Joint Military Advisory Group	6	4	2	33	2	-	-	-	-
Military Air Transport Service	389	243	146	38	30	5	54	50	7
Northeast Air	177	99	78	44	18	3	19	33	5
Strategic Air	356	272	84	24	13	2	26	40	3
Tactical Air	77	60	17	22	5	-	6	5	1
USAF Security Service	1	1	-	-	-	-	-	-	-

Source: Operations Statistics Division, Directorate of Statistical Services, DCS/Comptroller

[redacted]

TABLE 57 —USAF AVERAGE ACTIVE AIRCRAFT IN AND OUT OF COMMISSION BY TYPE AND MODEL — FISCAL YEAR 1956

TYPE AND MODEL OF AIRCRAFT	AVERAGE MONTHLY ACTIVE AIRCRAFT ON HAND	AVERAGE ACTIVE AIRCRAFT IN COMMISSION	AVERAGE ACTIVE AIRCRAFT OUT OF COMMISSION						
			TOTAL		AWAITING PARTS	TECHNICAL ORDER COMPLIANCE	MAINTENANCE		OTHER REASONS
			AVERAGE NUMBER AOC	% OF AOH			PERIODIC	MALFUNCTION, DEFECT, DAMAGE	
USAF - TOTAL	21,315	12,441	8,874	42	1,072	600	2,398	3,688	1,116
BOMBER - TOTAL	1,815	1,226	589	32	64	39	146	241	99
B-17	23	17	6	26	1	-	2	3	-
B-25	7	4	3	43	1	-	1	1	-
B-26	212	95	117	55	14	3	20	24	56
B-29	34	20	14	41	1	-	3	8	2
B-36	188	136	52	28	4	2	19	23	4
B-45	56	30	26	46	4	7	5	9	1
B-47	1,097	853	244	22	24	8	74	122	16
B-50	17	7	10	59	-	1	1	5	3
B-52	21	11	10	48	-	-	3	2	5
B-57	155	51	104	67	14	18	17	43	12
B-66	5	2	3	60	1	-	1	1	-
TANKER - TOTAL	828	568	260	31	37	15	51	145	12
KB-29	116	67	49	42	10	-	8	29	2
KB-50	-	-	-	-	-	-	-	-	-
KC-97	712	501	211	30	27	15	43	116	10
FIGHTER - TOTAL	6,749	3,225	3,524	52	355	333	749	1,632	455
F-51	3	1	2	67	-	-	-	1	1
F-80	26	2	24	92	1	3	1	4	15
F-84F	1,223	540	683	56	52	65	148	358	60
F-84G	355	151	204	57	7	2	67	102	26
F-84 Other	177	21	156	88	2	1	6	146	1
F-86D	1,859	1,064	795	43	100	81	190	347	77
F-86F&H	1,553	769	784	58	103	110	162	287	122
F-86 Other	161	37	124	77	3	6	23	23	69
F-89	648	326	322	50	38	13	62	186	23
F-94	344	178	166	48	17	27	33	64	25
F-100	384	132	252	66	31	25	53	110	33
F-101	6	2	4	67	-	-	1	2	1
F-102	9	2	7	78	1	-	2	2	2
MIG-15	1	-	1	100	-	-	1	-	-
RECONNAISSANCE - TOTAL	1,077	599	478	44	54	26	98	216	84
RB-17	1	1	-	-	-	-	-	-	-
RB-25	2	2	-	-	-	-	-	-	-
RB-26	86	57	29	34	7	3	7	6	6
WB-26	6	4	2	33	1	-	-	1	-
RB-29	7	4	3	43	-	-	1	2	-
WB-29	48	30	18	38	1	-	6	11	-
RB-36	105	72	33	31	4	1	13	14	1
RB-45	17	10	7	41	1	3	2	1	-
RB-47	256	184	72	28	8	2	17	43	2
RB-50	38	19	19	50	2	1	3	11	2
WB-50	12	6	6	50	1	-	1	4	-
RB-52	4	2	2	50	-	-	1	1	-
RB-57	54	20	34	63	4	6	5	15	4
RB-66	10	3	7	70	1	1	2	2	1
RC-45	16	12	4	25	-	-	2	2	-
RC-47	5	4	1	20	1	-	-	-	-
RC-121	34	17	17	50	2	2	7	6	-
RF-80	89	44	45	51	3	-	4	5	33
RF-84F	258	93	165	64	16	6	23	86	34
RF-84 Other	5	3	2	40	-	-	1	1	-
RF-86	20	10	10	50	2	1	3	3	1
RT-33	2	-	2	100	-	-	-	2	-
GRB-36	2	2	-	-	-	-	-	-	-
SEARCH AND RESCUE - TOTAL	314	201	113	36	20	6	40	36	11
SA-16	153	100	53	35	8	3	22	15	5
SB-17	4	2	2	50	-	-	1	1	-
SB-29	12	8	4	33	-	-	2	2	-
SC-47	56	40	16	29	1	1	7	5	2
SC-54	19	13	6	32	1	-	2	3	-
SH-19	67	37	30	45	10	2	6	8	4
SH-21	3	1	2	67	-	-	-	2	-

[redacted]

TABLE 57 -USAF AVERAGE ACTIVE AIRCRAFT IN AND OUT OF COMMISSION BY TYPE AND MODEL - FISCAL YEAR 1956 (CONTINUED)

TYPE AND MODEL OF AIRCRAFT	AVERAGE MONTHLY ACTIVE AIRCRAFT ON HAND	AVERAGE ACTIVE AIRCRAFT IN COMMISSION	AVERAGE ACTIVE AIRCRAFT OUT OF COMMISSION						
			TOTAL		AWAITING PARTS	TECHNICAL ORDER COMPLIANCE	MAINTENANCE		OTHER REASONS
			AVERAGE NUMBER AOC	% OF AOH			PERIODIC	MALFUNCTION, DAMAGE, DEFECT	
CARGO - TOTAL	3,549	2,249	1,300	37	233	89	516	377	85
VB-17	15	11	4	27	-	-	3	1	-
VB-25	35	24	11	31	1	-	5	5	-
VB-26	2	1	1	50	-	-	1	-	-
C-45	665	433	232	35	55	10	100	57	10
C-46	33	16	17	52	3	-	7	6	1
C-47	1,010	701	309	31	48	12	145	87	17
C-53	1	1	-	-	-	-	-	-	-
C-54	284	183	101	36	8	11	49	29	4
C-74	8	1	7	88	-	-	2	2	3
C-97	62	28	34	55	1	-	13	16	4
C-99	1	-	1	100	-	-	-	1	-
C-117	23	17	6	26	1	-	2	2	1
C-118	77	54	23	30	2	-	14	6	1
C-119	735	430	305	41	83	19	92	97	14
C-121	31	20	11	35	1	1	6	3	-
C-122	1	1	-	-	-	-	-	-	-
C-123	56	37	19	34	4	1	7	5	2
C-124	422	227	195	46	23	34	62	55	21
C-130	1	-	1	100	-	-	-	-	1
C-131	83	62	21	25	2	1	8	4	6
VT-29	4	2	2	50	1	-	-	1	-
TRAINER - TOTAL	5,988	3,845	2,143	36	231	81	689	909	233
TB-17	6	3	3	50	-	-	2	1	-
TB-25	860	544	316	37	36	5	136	127	12
TB-26	167	104	63	38	18	3	23	16	3
TB-29	168	80	88	52	7	-	21	51	9
TB-45	18	6	12	63	1	1	3	5	2
TB-47	70	29	41	59	4	-	10	20	7
TB-50	17	6	11	65	2	-	2	4	3
TC-45	83	44	39	47	8	1	13	15	2
TC-47	15	9	6	40	1	-	3	2	-
TC-54	7	4	3	43	-	1	1	1	-
TF-86	11	5	6	55	1	-	1	4	-
T-6	468	391	77	16	2	1	35	24	15
LT-6	36	25	11	31	2	1	5	3	-
T-11	20	3	17	85	-	-	1	15	1
T-28	858	630	228	27	19	4	88	107	10
T-29	334	186	148	44	12	9	53	61	13
T-7	4	3	1	25	-	-	1	-	-
T-33	2,368	1,450	918	39	110	53	260	432	63
T-34	339	280	59	17	6	2	29	20	2
MK-4	138	42	96	70	2	-	2	1	91
TH-5	1	1	-	-	-	-	-	-	-
LIAISON - TOTAL	566	310	256	45	23	3	60	63	107
L-4	9	1	8	89	-	-	3	4	1
L-5	17	3	14	82	-	1	5	6	2
L-16	32	2	30	94	3	1	13	11	2
L-17	25	2	23	92	-	-	-	1	22
L-18	40	8	32	80	-	-	-	-	32
L-19	153	105	48	31	2	-	14	11	21
L-20	170	114	56	33	17	1	16	14	8
L-21	110	68	42	38	-	-	8	15	19
L-26	10	7	3	30	1	-	1	1	-
HELICOPTER - TOTAL	396	196	200	51	54	8	46	65	27
H-5	30	14	16	53	3	-	3	6	4
H-13	89	49	40	45	8	2	13	12	5
H-19	168	86	82	49	30	3	17	21	11
H-21	106	46	60	57	13	3	13	25	6
H-34	3	1	2	67	-	-	-	1	1
AERIAL TARGETS - TOTAL	33	22	11	33	1	-	3	4	3
QB-17	25	17	8	32	-	-	2	3	3
QF-80	8	5	3	38	1	-	1	1	-

Source: Operations Statistics Division, Directorate of Statistical Services, DCS/Comptroller.

Aircraft Engines

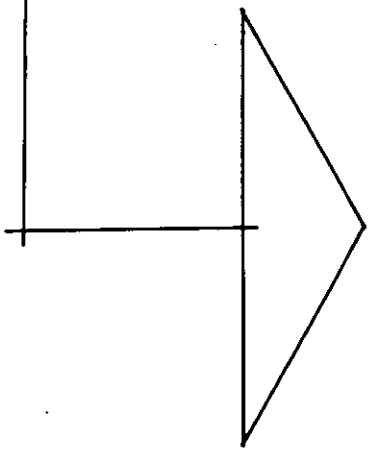

PART V

AIRCRAFT ENGINES

INTRODUCTION AND DEFINITIONS

Data on production and inventory of aircraft, missile and drone engines are presented in this section. Engine production data are obtained under the provisions of AFR 67-62, dated 6 August 1954, while engine inventory data are obtained under the provisions of AFR 65-20, dated 8 June 1955.

The following definitions apply to the terms as used in this publication:

ACCEPTANCES: An aircraft engine that has been shop-assembled and fully inspected by authorized USAF or Navy plant representatives, and for which the title, responsibility, and accountability have been assumed by the contracting agency or recipient.

INSTALLED ENGINE: Serviceable or reparable engine assets which are either physically mounted on aircraft, missile or drone; or undergoing organizational maintenance for reinstallation in an aircraft, missile or drone.

SPARE ENGINE: Engines in or intended for the supply system, which are for normal flying support of aircraft, missile or drone.

REPARABLE ENGINE: Engines determined to be operationally unsuitable, requiring other than organizational or field maintenance.

SERVICEABLE ENGINE: Engines determined to be operationally suitable for installation, or are either awaiting or undergoing organizational or field maintenance.

NOTE: A physical world-wide inventory of aircraft engines in July 1955 revealed that the June 1955 inventory was short by approximately 15,000 engines. Subsequently, revisions were made to the AFR 65-20 that would ensure more realistic reporting. It was not until 31 August 1956 that an acceptable inventory was received. In the interest of supplying the most reliable data obtainable, the inventory as of 31 August 1956 is presented in this issue.

TABLE 58 — SUMMARY OF AIRCRAFT ENGINE ACCEPTANCES BY RECIPIENT FISCAL YEARS 1950 THROUGH 1956

(This is a new table and does not appear in the previous fiscal year Statistical Digest.)
(Excludes experimental, remanufactured, and mock-up engine production. MDAP includes RCAF production.)

FISCAL YEAR	TOTAL	USAF	USAF FOR ARMY	USAF FOR MDAP	USAF FOR NAVY
FY 1950 a/	6,905	5,994	-	-	911
FY 1951	10,859	8,767	1,037	190	865
FY 1952	17,294	10,268	2,570	3,034	1,422
FY 1953	29,293	20,726	2,193	3,515	2,859
FY 1954	27,626	22,240	553	927	3,906
FY 1955	16,055	13,001	274	265	2,515
FY 1956	10,082	6,597	884	173	2,428

a/ Includes 34 experimental, special test and/or proto type models for which breakdown by recipient is not available.

SOURCE: Materiel Statistics Division, Directorate of Statistical Services, DCS/Comptroller.

TABLE 59 — SUMMARY OF USAF AIRCRAFT ENGINE ACCEPTANCES BY TYPE, MODEL, AND RECIPIENT FISCAL YEAR 1956

(Excludes experimental, remanufactured, and mock-up engine production. MDAP includes RCAF production.)

TYPE AND MODEL	TOTAL	USAF	USAF FOR ARMY	USAF FOR MDAP	USAF FOR NAVY
ENGINES - TOTAL	10,082	6,597	884	173	2,428
JET - TOTAL	6,510	5,218	-	153	1,139
J33	358	2	-	153	203
J35	47	47	-	-	-
J47	684	684	-	-	-
J57	2,294	2,294	-	-	-
J65	2,222	1,454	-	-	768
J69	177	177	-	-	-
J71	542	376	-	-	166
J73	155	155	-	-	-
J75	10	10	-	-	-
J79	21	19	-	-	2
TURBO-PROP - TOTAL	456	456	-	-	-
T34	79	79	-	-	-
T49	1	1	-	-	-
T56	376	376	-	-	-
RECIPROCATING - TOTAL	3,116	923	884	20	1,289
0335	132	-	132	-	-
0435	26	-	26	-	-
0470	448	230	76	-	142
R1300	125	-	97	14	14
R1820	1,057	8	449	6	594
R2800	420	316	104	-	-
R3350	876	337	-	-	539
R3460	32	32	-	-	-

SOURCE: Materiel Statistics Division. Directorate of Statistical Services, DCS/Comptroller.

[redacted]

TABLE 60 — USAF AIRCRAFT ENGINE ACCEPTANCES BY MANUFACTURER AND RECIPIENT
MODELS CURRENTLY IN PRODUCTION — FISCAL YEAR 1956

MANUFACTURER AND MODEL DESIGNATION	UTILIZATION	ACCEPTED PRIOR TO 1 JUL 55	ACCEPTANCES FOR FISCAL YEAR 1956													TOTAL ACCEPTED TO DATE
			1955 Jul	Aug	Sep	Oct	Nov	Dec	1956 Jan	Feb	Mar	Apr	May	Jun	TOTAL	
			USAF (Excludes Experimental Models)													
GRAND TOTAL			989	848	1,071	999	768	830	762	796	810	705	762	742	10,082	
USAF - TOTAL			689	563	769	687	558	528	473	489	497	422	467	455	6,597	
Allison			91	36	63	49	53	68	60	70	72	73	83	83	801	
J33-A-35	T-33A	4,786	-	-	2	(Complete)									2	4,788
J35-A-35	F-89D/H	2,119	47	(Complete)											47	2,166
T56-A-1	C-130A	44	19	6	31	14	18	33	25	35	40	45	55	55	376	420
J71-A-11	B-66B, RB-66B/C	67	25	30	30	35	35	35	35	35	32	28	28	28	376	443
Buick			140	140	200	150	-	-	-	-	-	-	-	-	630	
J65-B-7	F/RF-84F	700	140	140	200	150	(Complete)								630	1,330
Continental A & E			18	17	16	18	5	12	17	21	20	8	15	10	177	
Y69-T-9	T-37A	6	4	5	4	6	4	3	5	4	5	-	1	5	46	52
Y69-T-17	MX-2013	2	2	-	-	-	1	-	-	3	3	1	-	4	14	16
J69-T-19/19A	Q-2A	20	12	12	12	12	-	9	12	14	12	7	14	1	117	137
Continental Motors			34	20	20	20	20	20	20	20	20	18	14	4	230	
O470-13A	T-34A	509	34	20	20	20	20	20	20	20	20	18	14	4	230	739
Ford Motors			20	22	35	47	58	64	69	80	85	85	91	96	752	
XJ/YJ/J57-F-13	YRF/RF/F-102A/B	-	-	-	-	-	-	-	-	-	-	-	1	3	4	4
J57-F-19W	B-52D	-	-	-	-	-	-	1	1	5	5	5	5	5	27	27
J57-P-21	F-100C/D, F-100D	-	-	-	9	15	20	23	23	25	25	25	30	30	225	225
J57-F-29W	B-52B/C/D	11	5	17	26	32	38	40	45	50	55	55	55	58	476	487
J57-F-39	F-100A/C	75	15	5	(Complete)										20	95
General Electric, Evandale			106	152	115	82	102	80	74	67	62	2	6	3	851	
J47-GE-17/B/33	YF-86D, F-86D/K	3,947	30	35	31	(Complete)									96	4,043
J47-GE-25	B/RB-47B/E	5,953	64	72	68	63	60	63	66	63	62	(Complete)			581	6,534
J73-GE-3	F-86H	705	12	45	16	18	42	16	6	(Complete)					155	860
YJ79-GE-1	B-58A	-	-	-	-	-	-	-	-	-	-	-	3	1	4	4
YJ79-GE-3	F-104A	-	-	-	-	1	-	1	2	4	-	2	3	2	15	15
Lycoming, Bridgeport			-	-	-	3	5	-	-	-	-	-	-	-	8	
R1820-103	YH-21, H-21A/B/C	423	-	-	-	3	5	(Complete)							8	431
Pratt and Whitney			180	80	156	165	175	169	161	171	170	170	196	186	1,979	
T34-P-3	C-133A	25	4	6	7	7	6	6	7	5	3	1	2	-	54	79
T34-P-3A	C-133A	-	-	-	-	-	-	-	-	-	-	-	5	3	8	8
YT34-P-5	YC-97J	15	1	-	-	-	-	-	1	-	2	1	2	2	9	24
T34-P-6	YC-121F	16	-	-	-	-	-	-	-	1	2	-	3	2	8	24

[redacted]

TABLE 60 — USAF AIRCRAFT ENGINE ACCEPTANCES BY MANUFACTURER AND RECIPIENT MODELS CURRENTLY IN PRODUCTION — FISCAL YEAR 1956 (CONTINUED)

MANUFACTURER AND MODEL DESIGNATION	UTILIZATION	ACCEPTED PRIOR TO 1 JUL 55	ACCEPTANCES FOR FISCAL YEAR 1956												TOTAL ACCEPTED TO DATE
			1955 Jul	Aug	Sep	Oct	Nov	Dec	1956 Jan	Feb	Mar	Apr	May	Jun	TOTAL	
		USAF (Exlcudes Experimental Models) (Continued)														
Pratt and Whitney (Cont'd)																
J57-P-9	B-52B	18	7	5	8	5	3	3	(Complete)						31	49
XJ/YJ/J57-P-13	F/YRF/RF-102A/B	103	9	3	5	8	14	13	9	15	19	19	22	26	162	265
J57-P-17	XSM/SM-62	-	-	-	-	2	2	2	3	1	1	1	1	2	15	15
J57-P-19W	B-52D	-	-	-	-	-	1	1	7	7	11	9	8	17	61	61
J57-P-21	F-100C/D,TF-100D	128	34	12	50	57	62	55	61	60	60	60	60	53	624	752
J57-P-23	F/TF-102A	11	12	5	8	8	10	11	11	14	13	17	34	41	184	195
J57-P-25	YF-105A	2	1	-	2	1	(Complete)								4	6
J57-P-29W/WA	B-52B/C/D	144	30	16	29	31	32	44	32	44	41	35	29	11	374	518
J57-P-37	RB-57D	8	5	4	3	6	5	4	10	8	8	8	12	14	87	95
YJ57-P-1	F-102B, F-107	-	-	-	-	-	-	-	-	-	-	-	1	-	1	1
YJ57-P-3	F/RF-105B	-	-	-	-	-	-	-	-	1	-	4	-	2	7	7
R2800-52W/WA	C-118A, C-123B	308	20	8	20	20	20	10	5	5	(Complete)				108	416
R2800-99W	YC/C-123B/D, C-131A/B,T-29C/D	145	25	21	24	20	20	20	15	10	10	15	15	13	208	353
R4360-59/59B	KC-97E/F/G	4,234	32	(Complete)											32	4,266
YJ75-P-11	F-107	-	-	-	-	-	-	-	-	-	-	-	2	-	2	2
Wright Aero			100	96	164	153	140	115	72	60	68	66	62	73	1,169	
XRJ47-W-5	XSM-64	12	1	1	-	1	-	-	-	-	-	2	1	-	6	18
XRJ47-W-7	XSM-64A	-	-	-	-	-	-	-	-	-	-	-	-	1	1	1
YT49-W-1	YB-47C	12	-	-	1	(Complete)									1	13
J65-W-5	B-57A/B/C/E,RB-57A	844	42	18	16	16	16	10	20	20	25	30	25	20	258	1,102
J65-W-7	F/RF-84F	281	10	28	67	70	69	75	42	40	43	34	36	52	566	847
R3350-34/91	C-121C,RC-121C/D, VC-121B	577	47	49	80	66	55	30	10	(Complete)					337	914
		ARMY														
ARMY - TOTAL			66	68	65	52	57	83	69	68	66	76	103	111	884	
Aircooled Motors			10	10	10	10	10	10	10	10	10	10	17	15	132	
0325-616B	H-23B/C	40	10	10	10	10	10	10	10	10	10	10	17	15	132	172
Continental			-	-	-	-	-	12	-	-	-	10	24	30	76	
0470-11	L-19A	3,955	-	-	-	-	-	12	-	-	-	-	-	-	12	3,967
0470-15	L-19A	-	-	-	-	-	-	-	-	-	-	10	24	30	64	64
Lycoming, Bridgeport			48	58	52	34	35	48	46	44	39	45	47	50	546	
R1300-3	H-19B/D	15	20	30	25	4	5	5	5	3	-	-	-	-	97	112
R1820-84	H-34A	184	28	28	27	29	30	38	38	32	30	30	30	30	370	554
R1820-103	H-21A/B/C, YH-21	53	-	-	-	1	-	5	3	9	9	15	17	20	79	132

[redacted]

TABLE 60 — USAF AIRCRAFT ENGINE ACCEPTANCES BY MANUFACTURER AND RECIPIENT
MODELS CURRENTLY IN PRODUCTION — FISCAL YEAR 1956 (CONTINUED)

MANUFACTURER AND MODEL DESIGNATION	UTILIZATION	ACCEPTED PRIOR TO 1 JUL 55	ACCEPTANCES FOR FISCAL YEAR 1956													TOTAL ACCEPTED TO DATE
			1955 Jul	Aug	Sep	Oct	Nov	Dec	1956 Jan	Feb	Mar	Apr	May	Jun	Total	
			ARMY - (Continued)													
Lycoming, Williamsport																
0435-23	H-13H,H-23C/D.	-	-	-	-	-	4/4	-	-	1/1	2/2	3/3	7/7	9/9	26/26	26
Pratt and Whitney R2800-54		13	8/8	-	3/3	8/8	8/8	13/13	13/13	13/13	15/15	8/8	8/8	7/7	104/104	117
			MDAP													
			25	35	47	41	11	8	6	-	-	-	-	-	173	
Allison			25	31	38	40	11	8	-	-	-	-	-	-	153	
J33-A-35	T-33A.	1,008	25	31	38	40	11	8	(Complete)						153	1,161
Lycoming, Bridgeport			-	4	9	1	-	-	6	-	-	-	-	-	20	
R1300-3	H-19B/D	-	-	4	9	1	-	-	-	-	-	-	-	-	14	14
R1820-82	S2F-1/2	-	-	-	-	-	-	-	6	-	-	-	-	-	6	6
			NAVY													
NAVY - TOTAL			209	182	190	219	142	211	214	239	247	207	192	176	2,428	
Allison			45	49	40	37	45	23	22	20	20	23	23	22	369	
J33-A-18A	SSM-N-8/8A	171	15	15	15	13	13	13	10	8	8	8	8	7	133	304
J33-A-35/20	TV-2	852	15	19	10	14	12	-	-	-	-	-	-	-	70	922
J71-A-2	F3A-1/2/3	33	15	15	15	10	20	10	12	12	12	15	15	15	166	199
Continental Motors			16	12	13	10	10	8	8	12	14	15	12	12	142	
O470-2	OE-2	9	12	6	5	2	2	2	2	2	2	3	(Complete)		38	47
O470-4	T-34B	9	4	6	8	8	8	6	6	10	12	12	12	12	104	113
General Motors			-	-	-	-	-	-	-	-	-	1	-	1	2	
YJ/J79-GE-3	F4H-1,F11F-2	-	-	-	-	-	-	-	-	-	-	1	-	1	2	2
Lycoming, Bridgeport			47	16	34	57	55	52	49	57	64	62	62	53	608	
R1300-2A	ZPG-2/2W	-	-	-	-	-	-	-	-	-	-	3	-	2	5	5
R1300-4	ZS2G-1	-	-	-	-	-	-	-	-	5	4	-	-	-	9	9
R1820-76A	UF-1	225	4	4	-	5	5	7	10	4	7	7	5	3	61	286
R1820-82	S2F-1/2,TF-1	1,106	16	-	5	23	22	26	21	30	34	33	34	34	278	1,384
R1820-84	HSS-1,HUS-1	80	12	12	13	13	12	2	2	2	3	3	5	4	83	163
R1820-86	T-28A/B/C.	683	15	-	16	16	16	17	16	16	16	16	18	10	172	855

[redacted]

TABLE 60 — USAF AIRCRAFT ENGINE ACCEPTANCES BY MANUFACTURER AND RECIPIENT MODELS CURRENTLY IN PRODUCTION — FISCAL YEAR 1956 (CONTINUED)

MANUFACTURER AND MODEL DESIGNATION	UTILIZATION	ACCEPTED PRIOR TO 1 JUL 55	ACCEPTANCES FOR FISCAL YEAR 1956													TOTAL ACCEPTED TO DATE
			1955 Jul	Aug	Sep	Oct	Nov	Dec	1956 Jan	Feb	Mar	Apr	May	Jun	Total	
			NAVY - (Continued)													
Wright Aero			101	105	103	115	32	128	135	150	149	106	95	88	1,307	
J65-W-2/4	FJ-3/4,A4D-1/2	611	50	55	55	50	-	62	40	38	20	12	16	-	398	1,009
J65-W-6/7/14/18	F11F-1/1P	17	1	4	3	8	6	1	-	7	10	12	12	6	70	87
J65-W-16	FJ3/4,A4D-1/2	10	10	10	10	15	-	24	48	42	50	37	24	30	300	310
R3350-26WB	AD-7	-	-	-	-	-	-	1	-	-	2	5	12	14	34	34
R3350-32W	P2V-5/7,P5M-2/2G	552	18	22	23	19	10	20	30	30	30	16	7	5	230	782
R3350-34	R7V-1,WV-2/3/4	455	22	14	12	23	16	20	17	33	37	24	24	33	275	730

SOURCE: Materiel Statistics Division, Directorate of Statistical Services, DCS/Comptroller.

[redacted]

TABLE 61 — WORLD-WIDE SUMMARY OF USAF AIRCRAFT ENGINE INVENTORY, AS OF 31 AUGUST 1956 BY RECIPIENT AND BY MAJOR TYPE

(This is a new table and does not appear in the previous FY SD)

TYPE AND MODEL	TOTAL ENGINES	TOTAL INSTALLED	SPARES								
			Total Spares	SERVICEABLE				REPARABLE			
				Total Service-able	On Hand	In Mainte-nance	In Transit	Total Repar-able	On Hand	Awaiting Disposal	In Mainte-nance	In Transit
ENGINE TOTAL	121,124	52,433	68,691	30,449	17,511	8,404	4,534	38,242	28,669	276	6,132	3,165
Jets	58,334	27,191	31,143	15,628	8,517	5,178	1,933	15,515	11,294	41	3,116	1,064
Turbo-Props	695	196	499	383	313	54	16	116	61	4	40	11
Reciprocating	62,095	25,046	37,049	14,438	8,681	3,172	2,585	22,611	17,314	231	2,976	2,090
USAF - TOTAL	88,455	32,201	56,254	23,135	12,361	7,087	3,687	33,119	25,832	234	4,246	2,807
Jets	39,438	16,401	23,037	10,522	5,004	4,166	1,352	12,515	9,610	26	2,052	827
Turbo-Props	224	26	198	179	140	35	4	19	10	-	3	6
Reciprocating	48,793	15,774	33,019	12,434	7,217	2,886	2,331	20,585	16,212	208	2,191	1,974
AIR FORCE RESERVE - TOTAL	892	685	207	163	94	62	7	44	13	-	18	13
Jets	234	195	39	27	11	14	2	12	3	-	2	7
Reciprocating	658	490	168	136	83	48	5	32	10	-	16	6
AIR NATIONAL GUARD - TOTAL	2,307	1,536	771	477	352	108	17	294	123	7	88	76
Jets	1,459	875	584	341	234	92	15	243	93	4	75	71
Reciprocating	848	661	187	136	118	16	2	51	30	3	13	5
MILITARY ASSISTANCE PROGRAM - TOTAL	462	149	313	299	204	12	83	14	10	-	1	3
Jets	391	137	254	250	156	12	82	4	-	-	1	3
Reciprocating	71	12	59	49	48	-	1	10	10	-	-	-
ARMY - TOTAL	478	9	469	361	244	-	117	108	60	4	41	3
Reciprocating	478	9	469	361	244	-	117	108	60	4	41	3
GOVERNMENT FURNISHED PROPERTY - TOTAL	8,970	2,900	6,070	2,223	1,083	742	398	3,847	2,177	7	1,520	143
Jets	6,029	2,026	4,003	1,667	764	603	300	2,336	1,366	2	857	111
Turbo-Props	99	2	97	20	6	4	10	77	36	3	37	1
Reciprocating	2,842	872	1,970	536	313	135	88	1,434	775	2	626	31
GOVERNMENT FURNISHED AIRCRAFT EQUIPMENT - TOTAL	5,636	1,949	3,687	3,332	2,929	231	172	355	209	6	79	61
Jets	3,772	950	2,822	2,632	2,289	182	161	190	154	5	10	21
Turbo-Props	359	156	203	184	167	15	2	19	14	1	-	4
Reciprocating	1,505	843	662	516	473	34	9	146	41	-	69	36
UNASSIGNED - TOTAL	13,924	13,004	920	459	244	162	53	461	245	18	139	59
Jets	7,011	6,607	404	189	59	109	21	215	68	4	119	24
Turbo-Props	13	12	1	-	-	-	-	1	1	-	-	-
Reciprocating	6,900	6,385	515	270	185	53	32	245	176	14	20	35

SOURCE: Materiel Statistics Division, Directorate of Statistical Services, DCS/Comptroller.

[redacted]

[redacted]

TABLE 62 — WORLD-WIDE INVENTORY AND STATUS OF USAF AIRCRAFT ENGINES BY TYPE AND MODEL

(Includes All Recipients)

(This is a new table and does not appear in the previous FY SD)

TYPE AND MODEL	AS OF 31 AUGUST 1956				
	Total	Total Installed	SPARES		
			Total	Serviceable	Reparable
TOTAL	121,124	52,433	68,691	30,449	38,242
JETS - TOTAL	58,334	27,191	31,143	15,628	15,515
I16	1	-	1	-	1
J30	6	-	6	-	6
J33	7,696	3,826	3,870	2,002	1,868
J34	7	2	5	4	1
J35	7,160	2,155	5,005	1,612	3,393
J47	30,075	16,061	14,014	6,334	7,680
J48	829	309	520	166	354
J49	1	-	1	1	-
J57	4,389	1,831	2,558	2,078	480
J65	6,442	2,434	4,008	2,873	1,135
J69	194	54	140	56	84
J71	642	227	415	314	101
J73	834	287	547	142	405
J75	18	1	17	14	3
J79	24	4	20	16	4
J81	16	-	16	16	-
TURBO-PROPS - TOTAL	695	196	499	383	116
T31	2	-	2	2	-
T34	153	29	124	100	24
T38	2	-	2	2	-
T40	2	-	2	2	-
T49	12	2	10	1	9
T51	5	1	4	3	1
T56	519	164	355	273	82
RECIPROCATING - TOTAL	62,095	25,046	37,049	14,438	22,611
0170	93	5	88	64	24
0190	179	3	176	8	168
0205	29	3	26	6	20
0290	180	40	140	97	43
0335	1,263	54	1,209	745	464
0425	10	-	10	8	2
0435	530	23	507	206	301
0470	3,310	1,169	2,141	868	1,273
G0480	46	28	18	15	3
R755	63	-	63	30	33
R975	26	-	26	17	9
R985	3,971	1,879	2,092	1,099	993
R1300	3,160	1,840	1,320	951	369
R1340	1,468	233	1,235	436	799
R1820	2,109	747	1,362	732	630
R1830	5,883	2,028	3,855	1,111	2,744
R2000	3,475	1,329	2,146	714	1,432
R2600	3,613	2,000	1,613	328	1,285
R2800	8,721	3,339	5,382	1,347	4,035
R3350	7,720	2,505	5,215	1,320	3,895
R4360	15,798	7,682	8,116	4,107	4,009
V1650	448	139	309	229	80

SOURCE: Materiel Statistics Division, Directorate of Statistical Services, DCS/Comptroller.

[redacted]

[redacted]

TABLE 63 – WORLD-WIDE INVENTORY AND STATUS OF USAF AIRCRAFT ENGINES BY RECIPIENT BY TYPE AND MODEL AS OF 31 AUGUST 1956

(This is a new table and does not appear in the previous FY SD)

TYPE AND MODEL	TOTAL ENGINES	TOTAL INSTALLED	SPARES								
			Total Spares	SERVICEABLE				REPARABLE			
				Total Serviceable	On Hand	In Maintenance	In Transit	Total Reparable	On Hand	Awaiting Disposal	In Maintenance	In Transit
GRAND TOTAL	121,124	52,433	68,691	30,449	17,511	8,404	4,534	38,242	28,669	276	6,132	3,165
USAF - TOTAL	88,455	32,201	56,254	23,135	12,361	7,087	3,687	33,119	25,832	234	4,246	2,807
Jets - Total	39,438	16,401	23,037	10,522	5,004	4,166	1,352	12,515	9,610	26	2,052	827
I16	1	-	1	-	-	-	-	1	1	-	-	-
J30	2	-	2	-	-	-	-	2	2	-	-	-
J33	4,150	1,842	2,308	1,321	387	823	111	987	523	2	250	212
J34	5	-	5	4	4	-	-	1	1	-	-	-
J35	5,825	1,245	4,580	1,394	888	364	142	3,186	3,032	2	91	61
J47	21,625	10,800	10,825	4,599	2,061	1,904	634	6,226	4,870	13	1,036	307
J48	597	203	394	138	60	70	8	256	184	-	24	48
J49	1	-	1	1	1	-	-	-	-	-	-	-
J57	2,264	983	1,281	893	461	348	84	388	182	-	141	65
J65	3,987	1,061	2,926	1,931	1,057	524	350	995	608	9	302	76
J69	67	34	33	23	14	8	1	10	6	-	-	4
J71	234	92	142	69	37	25	7	73	39	-	28	6
J73	650	137	513	124	21	92	11	389	162	-	179	48
J75	8	1	7	6	2	3	1	1	-	-	1	-
J79	8	3	5	5	1	1	3	-	-	-	-	-
J81	14	-	14	14	10	4	-	-	-	-	-	-
Turbo-Props - Total	224	26	198	179	140	35	4	19	10	-	3	6
T31	2	-	2	2	2	-	-	-	-	-	-	-
T34	78	13	65	57	46	10	1	8	3	-	2	3
T38	2	-	2	2	-	2	-	-	-	-	-	-
T40	2	-	2	2	-	2	-	-	-	-	-	-
T51	3	-	3	3	1	2	-	-	-	-	-	-
T56	137	13	124	113	91	19	3	11	7	-	1	3
Reciprocating - Total	48,793	15,774	33,019	12,434	7,217	2,886	2,331	20,585	16,212	208	2,191	1,974
0170	92	5	87	63	50	1	12	24	19	2	1	2
0190	178	2	176	8	2	3	3	168	167	1	-	-
0205	26	3	23	4	3	-	1	19	19	-	-	-
0290	179	39	140	97	88	6	3	43	30	-	-	13
0335	1,168	40	1,128	696	531	35	130	432	403	25	3	1
0425	10	-	10	8	8	-	-	2	1	-	1	-
0435	446	-	446	188	148	2	38	258	255	3	-	-
0470	1,912	552	1,360	555	407	21	127	805	616	7	9	173
0480	42	28	14	12	7	4	1	2	1	-	1	-

[redacted]

[redacted]

TABLE 63 — WORLD-WIDE INVENTORY AND STATUS OF USAF AIRCRAFT ENGINES BY RECIPIENT BY TYPE AND MODEL AS OF 31 AUGUST 1956 (CONTINUED)

(This is a new table and does not appear in the previous FY SD)

TYPE AND MODEL	TOTAL ENGINES	TOTAL INSTALLED	SPARES								
			Total Spares	SERVICEABLE				REPARABLE			
				Total Serviceable	On Hand	In Maintenance	In Transit	Total Reparable	On Hand	Awaiting Disposal	In Maintenance	In Transit
USAF (Cont'd)												
Reciprocating (Cont'd)												
R755	63	-	63	30	22	-	8	33	29	-	4	-
R975	22	-	22	13	13	-	-	9	3	3	-	3
R985	3,464	1,461	2,003	1,029	462	134	433	974	684	31	112	147
R1300	1,741	857	884	762	587	73	102	122	41	3	23	55
R1340	1,146	93	1,053	318	287	3	28	735	715	8	4	8
R1820	1,464	466	998	414	218	106	90	584	501	-	58	25
R1830	4,424	1,451	2,973	932	576	201	155	2,041	1,666	93	62	220
R2000	2,847	997	1,850	592	346	170	76	1,258	1,089	16	98	55
R2600	3,019	1,463	1,556	300	86	196	18	1,256	845	1	84	326
R2800	6,345	1,346	4,999	1,061	625	193	243	3,938	3,170	7	138	623
R3350	6,816	1,727	5,089	1,225	617	401	207	3,864	3,405	-	356	103
R4360	13,068	5,212	7,856	3,914	1,928	1,335	651	3,942	2,477	8	1,237	220
V1650	321	32	289	213	206	2	5	76	76	-	-	-
AIR FORCE RESERVE - TOTAL	892	685	207	163	94	62	7	44	13	-	18	13
Jets - Total	234	195	39	27	11	14	2	12	3	-	2	7
J33	159	132	27	23	8	13	2	4	1	-	1	2
J35	75	63	12	4	3	1	-	8	2	-	1	5
Reciprocating - Total	658	490	168	136	83	48	5	32	10	-	16	6
R985	136	100	36	28	20	7	1	8	5	-	3	-
R1300	22	12	10	9	9	-	-	1	1	-	-	-
R1820	6	5	1	1	1	-	-	-	-	-	-	-
R1830	74	61	13	8	2	6	-	5	-	-	3	2
R2000	24	20	4	3	-	3	-	1	-	-	1	-
R2800	371	274	97	82	50	28	4	15	3	-	8	4
R4360	25	18	7	5	1	4	-	2	1	-	1	-
AIR NATIONAL GUARD - TOTAL	2,307	1,536	771	477	352	108	17	294	123	7	88	76
Jets - Total	1,459	875	584	341	234	92	15	243	93	4	75	71
J33	643	377	266	142	98	32	12	124	43	-	37	44
J35	302	203	99	60	44	15	1	39	19	4	7	9
J47	378	211	167	106	69	35	2	61	22	-	28	11
J48	41	30	11	2	1	1	-	9	5	-	-	4
J65	95	54	41	31	22	9	-	10	4	-	3	3

[redacted]

[redacted]

TABLE 63 — WORLD-WIDE INVENTORY AND STATUS OF USAF AIRCRAFT ENGINES BY RECIPIENT BY TYPE AND MODEL AS OF 31 AUGUST 1956 (CONTINUED)

(This is a new table and does not appear in the previous FY SD)

TYPE AND MODEL	TOTAL ENGINES	TOTAL INSTALLED	SPARES								
			Total Spares	SERVICEABLE				REPARABLE			
				Total Serviceable	On Hand	In Maintenance	In Transit	Total Reparable	On Hand	Awaiting Disposal	In Maintenance	In Transit
AIR NATIONAL GUARD (Cont'd)												
Reciprocating - Total	848	661	187	136	118	16	2	51	30	3	13	5
R985	75	58	17	12	10	2	-	5	5	-	-	-
R1300	1	1	-	-	-	-	-	-	-	-	-	-
R1340	43	17	26	25	23	1	1	1	-	-	-	1
R1820	31	24	7	6	6	-	-	1	-	-	1	-
R1830	132	76	56	40	35	4	1	16	14	-	1	1
R2600	33	21	12	7	7	-	-	5	1	-	4	-
R2800	429	380	49	30	21	9	-	19	10	-	6	3
V1650	104	84	20	16	16	-	-	4	-	3	1	-
MILITARY ASSISTANCE PROGRAM - TOTAL	462	149	313	299	204	12	83	14	10	-	1	3
Jets - Total	391	137	254	250	156	12	82	4	-	-	1	3
J33	137	81	56	52	31	10	11	4	-	-	1	3
J35	14	2	12	12	11	1	-	-	-	-	-	-
J47	45	38	7	7	-	-	7	-	-	-	-	-
J65	195	16	179	179	114	1	64	-	-	-	-	-
Reciprocating - Total	71	12	59	49	48	-	1	10	10	-	-	-
0205	2	-	2	1	1	-	-	1	1	-	-	-
R1340	54	-	54	45	45	-	-	9	9	-	-	-
R1830	12	10	2	2	2	-	-	-	-	-	-	-
R2800	3	2	1	1	-	-	1	-	-	-	-	-
ARMY - TOTAL	478	9	469	361	244	-	117	108	60	4	41	3
Reciprocating - Total	478	9	469	361	244	-	117	108	60	4	41	3
0335	52	7	45	22	8	-	14	23	14	4	5	-
0435	5	-	5	4	3	-	1	1	-	-	1	-
0470	82	1	81	32	7	-	25	49	14	-	34	1
0480	2	-	2	2	-	-	2	-	-	-	-	-
R975	4	-	4	4	-	-	4	-	-	-	-	-
R985	15	-	15	15	-	-	15	-	-	-	-	-
R1300	2	1	1	-	-	-	-	1	-	-	1	-
R1340	1	-	1	1	-	-	1	-	-	-	-	-
R1820	315	-	315	281	226	-	55	34	32	-	-	2

[redacted]

[redacted]

TABLE 63 – WORLD-WIDE INVENTORY AND STATUS OF USAF AIRCRAFT ENGINES BY RECIPIENT BY TYPE AND MODEL AS OF 31 AUGUST 1956 (CONTINUED)

(This is a new table and does not appear in the previous FY SD)

TYPE AND MODEL	TOTAL ENGINES	TOTAL INSTALLED	SPARES								
			Total Spares	SERVICEABLE				REPARABLE			
				Total Serviceable	On Hand	In Maintenance	In Transit	Total Reparable	On Hand	Awaiting Disposal	In Maintenance	In Transit
GOVERNMENT FURNISHED PROPERTY - TOTAL	8,970	2,900	6,070	2,223	1,083	742	398	3,847	2,177	7	1,520	143
Jets - Total	6,029	2,026	4,003	1,667	764	603	300	2,336	1,366	2	857	111
J30	4	-	4	-	-	-	-	4	4	-	-	-
J33	1,067	227	840	109	30	22	57	731	481	-	250	-
J35	305	13	292	135	14	10	111	157	2	-	153	2
J47	4,071	1,687	2,384	1,166	531	550	85	1,218	793	1	355	69
J48	113	1	112	24	20	1	3	88	20	-	68	-
J57	308	74	234	175	123	19	33	59	37	-	1	21
J65	19	3	16	16	16	-	-	-	-	-	-	-
J69	107	16	91	25	23	-	2	66	26	1	20	19
J71	26	5	21	11	2	-	9	10	1	-	9	-
J73	1	-	1	-	-	-	-	1	1	-	-	-
J75	5	-	5	4	4	-	-	1	1	-	-	-
J79	2	-	2	1	1	-	-	1	-	-	1	-
J81	1	-	1	1	-	1	-	-	-	-	-	-
Turbo-Props - Total	99	2	97	20	6	4	10	77	36	3	37	1
T34	25	-	25	11	5	4	2	14	9	3	1	1
T49	3	2	1	1	1	-	-	-	-	-	-	-
T56	71	-	71	8	-	-	8	63	27	-	36	-
Reciprocating - Total	2,842	872	1,970	536	313	135	88	1,434	775	2	626	31
0190	1	1	-	-	-	-	-	-	-	-	-	-
0335	6	-	6	6	6	-	-	-	-	-	-	-
0435	52	7	45	3	2	-	1	42	34	-	8	-
0470	677	208	469	81	73	8	-	388	230	-	152	6
R985	17	14	3	3	3	-	-	-	-	-	-	-
R1300	423	196	227	62	39	15	8	165	74	-	89	2
R1340	125	52	73	29	26	3	-	44	20	2	22	-
R1820	12	8	4	2	2	-	-	2	2	-	-	-
R1830	619	18	601	53	47	-	6	548	367	-	181	-
R2000	350	89	261	101	4	32	65	160	18	-	142	-
R2600	30	6	24	6	-	6	-	18	8	-	-	10
R2800	56	28	28	20	11	1	8	8	2	-	-	6
R3350	37	25	12	9	5	4	-	3	2	-	-	1
R4360	437	220	217	161	95	66	-	56	18	-	32	6

[redacted]

[redacted]

[redacted]

TABLE 63 — WORLD-WIDE INVENTORY AND STATUS OF USAF AIRCRAFT ENGINES BY RECIPIENT BY TYPE AND MODEL AS OF 31 AUGUST 1956 (CONTINUED)

(This is a new table and does not appear in the previous FY SD)

TYPE AND MODEL	TOTAL ENGINES	TOTAL INSTALLED	SPARES								
			Total Spares	SERVICEABLE				REPARABLE			
				Total Serviceable	On Hand	In Maintenance	In Transit	Total Reparable	On Hand	Awaiting Disposal	In Maintenance	In Transit
GOVERNMENT FURNISHED AIRCRAFT EQUIPMENT - TOTAL	5,636	1,949	3,687	3,332	2,929	231	172	355	209	6	79	61
Jets - Total	3,772	950	2,822	2,632	2,289	182	161	190	154	5	10	21
J33	372	27	345	340	307	-	33	5	4	-	-	1
J35	15	10	5	5	5	-	-	-	-	-	-	-
J47	951	580	371	362	333	15	14	9	5	-	-	4
J48	4	1	3	2	2	-	-	1	1	-	-	-
J57	1,194	167	1,027	999	900	6	93	28	11	5	1	11
J65	807	36	771	654	639	-	15	117	115	-	-	2
J69	20	4	16	8	8	-	-	8	8	-	-	-
J71	374	122	252	234	72	161	1	18	8	-	9	1
J73	15	2	13	13	13	-	-	-	-	-	-	-
J75	5	-	5	4	2	-	2	1	-	-	-	1
J79	14	1	13	10	7	-	3	3	2	-	-	1
J81	1	-	1	1	1	-	-	-	-	-	-	-
Turbo-Props - Total	359	156	203	184	167	15	2	19	14	1	-	4
T34	38	5	33	32	15	15	2	1	1	-	-	-
T49	9	-	9	-	-	-	-	9	9	-	-	-
T51	1	-	1	-	-	-	-	1	-	1	-	-
T56	311	151	160	152	152	-	-	8	4	-	-	4
Reciprocating - Total	1,505	843	662	516	473	34	9	146	41	-	69	36
0335	10	-	10	10	10	-	-	-	-	-	-	-
0435	12	2	10	10	10	-	-	-	-	-	-	-
0470	422	206	216	187	179	8	-	29	4	-	11	14
0480	1	-	1	-	-	-	-	1	-	-	1	-
R985	17	13	4	4	1	-	3	-	-	-	-	-
R1300	586	417	169	95	78	17	-	74	16	-	42	16
R1340	1	-	1	1	-	-	1	-	-	-	-	-
R1820	41	17	24	17	16	-	1	7	6	-	-	1
R1830	2	2	-	-	-	-	-	-	-	-	-	-
R2000	4	4	-	-	-	-	-	-	-	-	-	-
R2600	2	2	-	-	-	-	-	-	-	-	-	-
R2800	203	65	138	130	128	2	-	8	2	-	1	5
R3350	111	25	86	59	48	7	4	27	13	-	14	-
R4360	93	90	3	3	3	-	-	-	-	-	-	-

[redacted]

[redacted]

TABLE 63 — WORLD-WIDE INVENTORY AND STATUS OF USAF AIRCRAFT ENGINES BY RECIPIENT BY TYPE AND MODEL AS OF 31 AUGUST 1956 (CONTINUED)

(This is a new table and does not appear in the previous FY SD)

TYPE AND MODEL	TOTAL ENGINES	TOTAL INSTALLED	SPARES									
			Total Spares	SERVICEABLE				REPARABLE				
				Total Serviceable	On Hand	In Maintenance	In Transit	Total Reparable	On Hand	Awaiting Disposal	In Maintenance	In Transit
UNASSIGNED ENGINES - TOTAL	13,924	13,004	920	459	244	162	53	461	245	18	139	59
Jets - Total	7,011	6,607	404	189	59	109	21	215	68	4	119	24
J33	1,168	1,140	28	15	7	5	3	13	-	-	4	9
J34	2	2	-	-	-	-	-	-	-	-	-	-
J35	624	619	5	2	2	-	-	3	-	1	1	1
J47	3,005	2,745	260	94	31	48	15	166	61	3	94	8
J48	74	74	-	-	-	-	-	-	-	-	-	-
J57	623	607	16	11	5	6	-	5	5	-	-	-
J65	1,339	1,264	75	62	14	46	2	13	2	-	5	6
J71	8	8	-	-	-	-	-	-	-	-	-	-
J73	168	148	20	5	-	4	1	15	-	-	15	-
Turbo-Props - Total	13	12	1	-	-	-	-	1	1	-	-	-
T34	12	11	1	-	-	-	-	1	1	-	-	-
T51	1	1	-	-	-	-	-	-	-	-	-	-
Reciprocating - Total	6,900	6,385	515	270	185	53	32	245	176	14	20	35
0170	1	-	1	1	1	-	-	-	-	-	-	-
0205	1	-	1	1	1	-	-	-	-	-	-	-
0290	1	1	-	-	-	-	-	-	-	-	-	-
0335	27	7	20	11	2	-	9	9	-	9	-	-
0435	15	14	1	1	1	-	-	-	-	-	-	-
0470	217	202	15	13	13	-	-	2	-	-	1	1
0480	1	-	1	1	-	1	-	-	-	-	-	-
R985	247	233	14	8	7	1	-	6	1	-	2	3
R1300	385	356	29	23	20	3	-	6	1	1	2	2
R1340	98	71	27	17	17	-	-	10	2	4	-	4
R1820	240	227	13	11	10	-	1	2	1	-	1	-
R1830	620	410	210	76	59	6	11	134	122	-	1	11
R2000	250	219	31	18	9	9	-	13	10	-	3	-
R2600	529	508	21	15	2	12	1	6	-	-	4	2
R2800	1,314	1,244	70	23	15	7	1	47	37	-	2	8
R3350	756	728	28	27	26	1	-	1	1	-	-	-
R4360	2,175	2,142	33	24	2	13	9	9	1	-	4	4
V1650	23	23	-	-	-	-	-	-	-	-	-	-

SOURCE: Materiel Statistics Division, Directorate of Statistical Services, DCS/Comptroller

[redacted]

[redacted]

Aviation Fuel and Oil

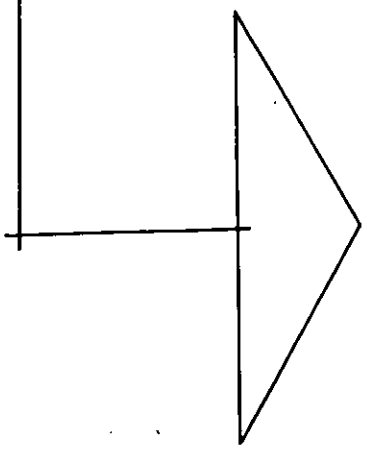

PART VI

AVIATION FUEL AND OIL

The information contained in this section summarizes USAF aviation fuel and oil, world-wide, for Fiscal Year 1956.

The data shown in the following tables include fuel and oil inventories, issues and receipts.

DEFINITIONS: The following definitions apply to the terms herein:

AVIATION FUEL - applies to aviation gasoline and jet fuel. Aviation gasoline is graded by octane rating in order - 115/145, 100/130, 91/96 and 80. Jet fuel includes JP-4 and JP-5 type.

AVIATION OIL - a term which applies to aircraft engine lubricating oil, graded thus - 1120, 1100, 1080, 1065 and jet oil - 1015, 1010, 1005, and special Jet 7808. It includes reused product for the Fiscal Year 1956 only.

INVENTORY - product on hand at base, terminal and in transit.

IN TRANSIT - Product on way to destination. Applies to both overseas and zone of interior.

ISSUES - Includes fuel consumption for flying purposes, fuel utilized for other than direct flight operations; i.e., crash boats, engine block testing, and modification centers. "Issues" is broken down into four types: charge sales (issues to users of USAF, USAF Reserve and Air National Guard Aircraft, and other than aircraft), reimbursable sales to other than USAF Aircraft, issues for cash, and exchange account (Canadian AF or Canadian Navy).

RECEIPTS - The increase in inventory caused by receipt of incoming shipment of product.

TABLE 64 — INVENTORY OF USAF AVIATION FUEL
FISCAL YEARS 1954, 1955, AND 1956

LOCATION	BARRELS OF 42 U.S. GALLONS								
	FISCAL YEAR 1956			FISCAL YEAR 1955			FISCAL YEAR 1954		
	Total	Jet	Avgas	Total	Jet	Avgas	Total	Jet	Avgas
WORLD-WIDE - TOTAL . . .	39,187,537	22,303,813	16,883,724	33,183,515	17,308,140	15,875,375	27,224,314	11,657,722	15,566,592
Zone Of Interior	20,674,799	12,319,431	8,355,368	17,635,069	9,449,968	8,185,101	13,518,987	5,746,540	7,772,447
Base	5,247,516	3,389,327	1,858,189	4,367,260	2,653,816	1,713,444	3,752,422	2,167,453	1,584,969
Terminal	14,195,804	8,169,237	6,026,567	12,436,148	6,194,129	6,242,019	9,130,230	3,177,908	5,952,322
In Transit	1,231,479	760,867	470,612	831,661	602,023	229,638	636,335	401,179	235,156
Overseas	18,512,738	9,984,382	8,528,356	15,548,446	7,858,172	7,690,274	13,705,327	5,911,182	7,794,145
Base	8,139,276	4,455,894	3,683,382	6,597,431	3,614,672	2,982,759	5,447,355	2,105,829	3,341,526
Terminal	9,115,108	5,136,699	3,978,409	7,631,591	4,022,993	3,608,598	7,393,972	3,359,353	4,034,619
In Transit	1,258,354	391,789	866,565	1,319,424	220,507	1,098,917	864,000	446,000	418,000

SOURCE: Materiel Statistics Division, Directorate of Statistical Services, DCS/Comptroller.

TABLE 65 — BASE ISSUES OF USAF OWNED AVIATION FUEL
FISCAL YEARS 1954, 1955, AND 1956

ISSUED TO	BARRELS OF 42 U.S. GALLONS								
	FISCAL YEAR 1956			FISCAL YEAR 1955			FISCAL YEAR 1954		
	Total	Jet	Avgas	Total	Jet	Avgas	Total	Jet	Avgas
WORLD-WIDE - TOTAL . . .	97,781,774	64,134,742	33,647,032	84,779,878	50,733,666	34,046,212	64,719,783	35,476,689	29,243,094
Aircraft Of USAF Commands . .	80,845,357	54,685,942	26,159,415	72,682,679	45,371,772	27,310,907	57,876,188	33,171,328	24,704,860
Other Than Aircraft (Non-Flying)	4,657,986	3,809,642	848,344	2,338,984	1,739,086	599,898	788,445	392,750	395,695
Aircraft Of Reserve Components	3,243,371	2,611,002	632,369	2,303,027	1,775,365	527,662	735,194	392,799	342,395
Base Into-Plane	2,781,462	709,621	2,071,841	2,353,149	436,413	1,916,736	2,324,980	364,690	1,960,290
Cash Issues	21,720	6,362	15,358	13,444	244	13,200	19,759	466	19,293
Other Than USAF (Bulk and/or Reimbursables)	3,756,534	1,827,786	1,928,748	5,088,595	1,410,786	3,677,809	2,975,217	1,154,656	1,820,561
Into-Plane Issues From Contractor Owned Stocks . .	2,475,344	484,387	1,990,957						

NOTE: Prior to FY 1956, Aircraft of USAF Commands included Into-Plane Issues from Contractor owned Stocks.

SOURCE: Materiel Statistics Division, Directorate of Statistical Services, DCS/Comptroller.

TABLE 66 — AVIATION FUEL RECEIPTS FROM INDUSTRY
FISCAL YEAR 1956

TYPE	BARRELS OF 42 U.S. GALLONS					
	TOTAL	JET FUEL	AVGAS			
			TOTAL	115/145	100/130	91/96-80
GRAND TOTAL	103,193,040	66,524,313	36,668,727	25,790,419	9,552,103	1,326,205
Bulk	94,939,525	65,415,887	29,523,638	19,653,620	8,612,092	1,257,926
Into-Plane from Industry Issues	2,475,344	484,387	1,990,957	1,158,738	798,005	34,214
Bulk and Into-Plane from Others	5,778,171	624,039	5,154,132	4,978,061	142,006	34,065

SOURCE: Materiel Statistics Division, Directorate of Statistical Services, DCS/Comptroller.

TABLE 67 — WORLD-WIDE USAF AVIATION FUEL INVENTORY, BY AREA
SEMI-ANNUAL — FISCAL YEAR 1956

AREA	BARRELS OF 42 U.S. GALLONS					
	TOTAL	JET FUEL	AVGAS			
			TOTAL	115/145	100/130	91/96-80
	AS OF 31 DECEMBER 1955					
WORLD-WIDE - TOTAL	36,683,578	19,979,650	16,703,928	13,904,048	2,654,149	145,731
ZONE OF INTERIOR						
In Place	18,022,483	10,084,017	7,938,466	6,257,871	1,543,542	137,053
In Transit	538,006	211,424	326,582	236,766	85,842	3,974
OVERSEAS						
In Place	17,233,658	9,370,484	7,863,174	6,907,612	950,858	4,704
In Transit	889,431	313,725	575,706	501,799	73,907	-
OVERSEAS IN PLACE						
Alaska	1,119,359	764,003	355,356	206,979	146,969	1,408
Northeast	3,975,696	2,160,813	1,814,883	1,810,581	4,302	-
Atlantic	1,271,835	240,030	1,031,805	1,031,072	-	733
Europe	850,416	469,907	380,509	332,749	47,043	717
North Africa-Mid East	1,896,897	1,218,066	678,831	678,593	238	-
United Kingdom	3,136,227	2,286,393	849,834	843,004	6,639	191
Far East	3,773,636	2,033,960	1,739,676	1,120,295	617,769	1,612
Pacific	891,575	146,648	744,927	690,049	54,835	43
Caribbean	318,017	50,664	267,353	194,290	73,063	-
	AS OF 30 JUNE 1956					
WORLD-WIDE - TOTAL	39,187,537	22,303,813	16,883,724	14,387,114	2,368,679	127,931
ZONE OF INTERIOR						
In Place	19,443,320	11,558,564	7,884,756	6,180,162	1,591,352	113,242
In Transit	1,231,479	760,867	470,612	444,125	16,173	10,314
OVERSEAS						
In Place	17,254,384	9,592,593	7,661,791	6,972,559	684,857	4,375
In Transit	1,258,354	391,789	866,565	790,268	76,297	-
OVERSEAS IN PLACE						
Alaska	1,058,545	629,783	428,762	305,973	121,689	1,100
Northeast	3,187,329	1,804,442	1,382,887	1,379,278	3,609	-
Atlantic	1,147,060	282,207	864,853	864,118	-	735
Europe	1,225,223	698,438	526,785	462,496	63,724	565
North Africa-Mid East	2,004,901	1,411,640	593,261	592,693	473	95
United Kingdom	3,256,818	2,431,544	825,274	820,745	4,145	384
Far East	4,076,647	2,079,992	1,996,655	1,582,695	412,725	1,235
Pacific	954,360	190,334	764,026	745,923	17,847	256
Caribbean	317,844	46,966	270,878	210,228	60,645	5
JUSMG, Spain	25,657	17,247	8,410	8,410	-	-

NOTE: Above data do not include contractor owned stocks in USAF installations.

SOURCE: Materiel Statistics Division, Directorate of Statistical Services, DCS/Comptroller

[redacted]

TABLE 68 — BASE ISSUES OF USAF AVIATION FUEL, BY RECIPIENT
FISCAL YEAR 1956

(For comparative purposes to the previous fiscal year table, see Table 75, SDFY 1955)

RECIPIENT	GRADE OF FUEL (BARRELS OF 42 U.S. GALLONS)					
	TOTAL	JET FUEL	AVGAS			
			TOTAL	115/145	110/130	91/96-80
	SUMMARY 1 JULY 1955 - 30 JUNE 1956					
TOTAL NET ISSUES	97,781,774	64,134,742	33,647,032	23,105,101	9,201,186	1,340,745
Aircraft of USAF Commands (Flying)	80,845,357	54,685,942	26,159,415	18,663,339	6,519,087	976,989
Other Than Aircraft (Non-Flying)	4,657,986	3,809,642	848,344	434,398	312,066	101,880
Aircraft of Reserve Components	3,243,371	2,611,002	632,369	50,953	555,909	25,507
Base Into-Plane	2,781,462	709,621	2,071,841	1,165,425	750,129	156,287
Cash Issues	21,720	6,362	15,358	2,910	11,577	871
Sales to Other Than USAF (Bulk)	3,756,534	1,827,786	1,928,748	1,629,338	254,413	44,997
Into-Plane Issues from Cont. Owned Stocks	2,475,344	484,387	1,990,957	1,158,738	798,005	34,214
	1 JULY 1955 - 31 DECEMBER 1955					
USAF CHARGE SALES						
AIRCRAFT OF USAF COMDS (Flying)-TOTAL	38,678,294	25,762,122	12,916,172	9,025,043	3,392,263	498,866
Air Defense Command	4,178,774	3,699,843	478,931	260,017	213,013	5,901
Air Materiel Command	588,815	189,030	399,785	227,640	164,295	7,850
Air Proving Ground Command	215,630	147,814	67,816	23,325	42,391	2,100
Air Research and Dev. Command	662,425	430,540	231,885	87,460	134,261	10,164
Air Training Command	7,329,777	5,514,516	1,815,261	302,837	1,090,913	421,511
Air University	126,381	66,155	60,226	871	57,513	1,842
Continental Air Command	163,211	47,030	116,181	14,738	95,568	5,875
Headquarters Command	142,052	12,187	129,865	6,136	118,357	5,372
Military Air Transport Service	3,290,175	295,212	2,994,963	2,463,403	525,054	6,506
Strategic Air Command	14,563,205	10,248,085	4,315,120	4,110,163	199,847	5,110
Tactical Air Command	2,024,633	1,113,090	911,543	692,250	202,731	16,562
USAF Security Service	5,956	271	5,685	2,514	3,012	159
USAF Air Academy	33,241	24,657	8,584	4,970	3,608	6
Alaskan Air Command	602,874	523,789	79,085	35,466	42,647	972
Air Forces in Europe	2,258,962	1,861,940	397,022	211,539	185,390	93
Caribbean Air Command	15,534	5,053	10,481	549	9,898	34
Far East Air Forces	1,930,105	1,288,635	641,470	370,699	270,570	201
Northeast Air Command	323,646	230,459	93,187	88,590	4,593	4
Joint U. S. Military Group, Spain	31	-	31	-	31	-
Into-Plane from Others	222,867	63,816	159,051	121,876	28,571	8,604
OTHER THAN AIRCRAFT (Non-Fly.)-TOTAL	2,286,315	1,876,397	409,918	205,711	151,537	52,670
Marine Equipment	13,661	-	13,661	967	8,515	4,179
Emergency Search and Rescue	2,817	65	2,752	1,916	590	246
Engine Block Testing	425,368	311,341	114,027	94,257	18,992	778
Inspect and Repair as Necessary (IRAN)	74,725	56,050	18,675	12,747	5,803	125
Miscellaneous - USAF	153,875	27,334	126,541	28,193	71,128	27,220
Modification Centers	1,337,161	1,210,384	126,777	66,933	42,017	17,827
Operational Missiles Activities	142	38	104	29	30	45
New Production Aircraft	278,566	271,185	7,381	669	4,462	2,250
Wright Air Development Center	-	-	-	-	-	-
AIRCRAFT OF RESERVE COMPONENTS-TOTAL	1,467,174	1,152,075	315,099	17,252	284,299	13,548
Air Force Reserves	343,081	187,239	155,842	11,910	132,585	11,347
Air National Guard	1,124,093	964,836	159,257	5,342	151,714	2,201
REIMBURSABLE AND EXCHANGE ACCOUNTS						
BASE INTO-PLANE-TOTAL	1,363,939	332,373	1,031,566	575,771	376,304	79,491
Canadian Air Force or Navy	19,761	5,903	13,858	10,978	2,795	85
Commercial Airlines	350,031	819	349,212	68,848	220,738	59,626
Foreign Governments	134,479	67,649	66,830	5,821	60,611	398
Mutual Defense Assistance Program	23,769	18,742	5,027	1,972	3,020	35
U. S. Army	21,639	2,118	19,521	1,294	14,533	3,694
U. S. Marine Corps	112,992	44,270	68,722	52,793	13,065	2,864
U. S. Navy	632,206	153,410	478,796	421,296	45,748	11,752
U. S. Government Agencies	11,792	778	11,014	2,824	7,544	646
Other Reimbursable Transactions	57,270	38,684	18,586	9,945	8,250	391
CASH ISSUES-TOTAL	11,486	4,863	6,623	878	5,162	583
SALES TO OTHER THAN USAF (Bulk)-TOTAL	1,945,629	794,885	1,150,744	995,193	126,270	29,281
INTO-PLANE ISSUES FROM CONTRACTOR OWNED STOCKS-TOTAL	1,051,667	207,776	843,891	487,476	339,864	16,551

[redacted]

TABLE 68 — BASE ISSUES OF USAF AVIATION FUEL, BY RECIPIENT
FISCAL YEAR 1956 (CONTINUED)

RECIPIENT	GRADE OF FUEL (BARRELS OF 42 U.S. GALLONS)					
	TOTAL	JET FUEL	AVGAS			
			TOTAL	115/145	100/130	91/96-80
	1 JANUARY 1956 - 30 JUNE 1956					
USAF CHARGE SALES						
AIRCRAFT OF USAF COMDS (Flying)-TOTAL	42,167,063	28,923,820	13,243,243	9,638,296	3,126,824	478,123
Air Defense Command	4,331,041	3,744,178	586,863	390,609	192,532	3,722
Air Materiel Command	535,250	177,210	358,040	191,022	161,294	5,724
Air Proving Ground Command	233,786	164,181	69,605	24,434	43,192	1,979
Air Research and Dev. Command	697,296	468,098	229,198	91,642	128,332	9,224
Air Training Command	7,587,076	5,840,493	1,746,583	273,957	1,071,988	400,638
Air University	135,325	70,951	64,374	1,220	61,257	1,897
Continental Air Command	172,050	54,978	117,072	14,937	95,575	6,560
Headquarters Command	135,735	14,430	121,305	5,504	111,135	4,666
Military Air Transport Service	3,247,630	225,525	3,022,105	2,586,874	429,517	5,714
Strategic Air Command	16,921,521	12,309,618	4,611,903	4,406,623	193,026	12,254
Tactical Air Command	2,164,623	1,372,381	792,242	641,318	138,284	12,640
USAF Security Service	5,400	95	5,305	2,256	2,747	302
USAF Air Academy	50,501	36,859	13,642	7,220	6,419	3
Alaskan Air Command	621,548	543,734	77,814	35,066	42,146	602
Air Forces in Europe	2,550,019	2,157,167	392,852	226,308	165,911	633
Caribbean Air Command	15,285	5,705	9,580	415	9,129	36
Far East Air Forces	1,989,633	1,398,643	590,990	373,716	217,179	95
Northeast Air Command	338,846	236,903	101,943	98,944	2,983	16
Joint U. S. Military Group, Spain	399	-	399	50	349	-
Into-Plane from Others	434,099	102,671	331,428	266,181	53,829	11,418
OTHER THAN AIRCRAFT (Non-Fly.)-TOTAL	2,371,671	1,933,245	438,426	228,687	160,529	49,210
Marine Equipment	10,776	-	10,776	668	6,544	3,564
Emergency Search and Rescue	1,812	-	1,812	151	1,326	335
Engine Block Testing	474,328	346,468	127,860	105,152	21,399	1,309
Inspect and Repair as Necessary (IRAN)	176,012	131,893	44,119	39,841	4,125	153
Miscellaneous - USAF	171,944	30,732	141,212	21,285	89,222	30,705
Modification Centers	1,088,034	979,628	108,406	58,915	37,019	12,472
Operational Missiles Activities	3,219	3,020	199	108	91	-
New Production Aircraft	442,179	439,541	2,638	2,160	464	14
Wright Air Development Center	3,367	1,963	1,404	407	339	658
AIRCRAFT OF RESERVE COMPONENTS-TOTAL	1,776,197	1,458,927	317,270	33,701	271,610	11,959
Air Force Reserves	366,351	190,860	175,491	30,145	135,133	10,213
Air National Guard	1,409,846	1,268,067	141,779	3,556	136,477	1,746
REIMBURSABLE AND EXCHANGE ACCOUNTS						
BASE INTO-PLANE-TOTAL	1,417,523	377,248	1,040,275	589,654	373,825	76,796
Canadian Air Force or Navy	21,165	13,992	7,173	3,901	2,821	451
Commercial Airlines	471,493	2,612	468,881	134,243	273,137	61,501
Foreign Governments	112,903	73,764	39,139	6,852	32,257	30
Mutual Defense Assistance Program	35,830	30,523	5,307	494	4,707	106
U. S. Army	26,205	10,531	15,674	2,093	10,530	3,051
U. S. Marine Corps	67,304	33,942	33,362	23,195	7,335	2,832
U. S. Navy	612,055	151,406	460,649	415,875	36,357	8,417
U. S. Government Agencies	10,048	1,480	8,568	3,236	4,982	350
Other Reimbursable Transactions	60,520	58,998	1,522	- 235	1,699	58
CASH ISSUES-TOTAL	10,234	1,499	8,735	2,032	6,415	288
SALES TO OTHER THAN USAF (Bulk)-TOTAL	1,810,905	1,032,901	778,004	634,145	128,143	15,716
INTO-PLANE ISSUES FROM CONTRACTOR OWNED STOCKS-TOTAL	1,423,677	276,611	1,147,066	671,262	458,141	17,663

SOURCE: Materiel Statistics Division, Directorate of Statistical Services, DCS/Comptroller.

TABLE 69 — SUMMARY OF USAF AVIATION OIL INVENTORIES FISCAL YEARS 1954, 1955, AND 1956

LOCATION	BARRELS OF 42 U.S. GALLONS										
	FISCAL YEAR 1956				FISCAL YEAR 1955				FISCAL YEAR 1954		
	Total	Avoil	Jet Oil	Special Jet 7808	Total	Avoil	Jet Oil	Special Jet 7808	Total	Avoil	Jet Oil
WORLD-WIDE - TOTAL	269,504	221,840	43,874	3,790	240,245	190,892	46,629	2,724	258,028	200,754	57,274
OVERSEAS											
Base	91,503a/	75,833	14,568	1,102	81,565	69,650	11,336	579	95,781	84,757	11,024
Terminal	81,172	65,840	14,711	621	77,312	58,232	18,114	966	85,120	63,939	21,181
In Transit	10,636	10,183	164	289	12,382	12,197	180	5	8,000	-	8,000
ZONE OF INTERIOR											
Base	83,482a/	69,877	11,858	1,747	65,848a/	49,983	14,797	1,068	64,233	50,463	13,770
Terminal	2,711	107	2,573	31	3,138	830	2,202	106	4,894	1,595	3,299
In Transit	-	-	-	-	-	-	-	-	-	-	-

a/ Includes stocks for Modification Centers.

SOURCE: Materiel Statistics Division, Directorate of Statistical Services, DCS/Comptroller.

TABLE 70 — WORLD-WIDE USAF AVIATION OIL INVENTORY SEMI-ANNUAL, FISCAL YEAR 1956

LOCATION	BARRELS OF 42 U.S. GALLONS							
	Total	Avoil	Jet Oil	Special Jet 7808	Total	Avoil	Jet Oil	Special Jet 7808
	AS OF 31 DECEMBER 1955				AS OF 30 JUNE 1956			
WORLD-WIDE - TOTAL	232,950	183,289	46,309	3,352	269,504	221,840	43,874	3,790
OVERSEAS	154,955	123,974	29,334	1,647	183,311	151,856	29,443	2,012
Base	86,198	71,712	13,582	904	91,472	75,802	14,568	1,102
Terminal	52,471	36,190	15,538	743	81,172	65,840	14,711	621
Modification Centers	34	34	-	-	31	31	-	-
In Transit	16,252	16,038	214	-	10,636	10,183	164	289
ZONE OF INTERIOR	77,995	59,315	16,975	1,705	86,193	69,984	14,431	1,778
Base	73,660	57,831	14,258	1,571	81,863	69,064	11,300	1,499
Terminal	2,597	539	1,987	71	2,711	107	2,573	31
Modification Centers	1,738	945	730	63	1,619	813	558	248
In Transit	-	-	-	-	-	-	-	-

SOURCE: Materiel Statistics Division, Directorate of Statistical Services, DCS/Comptroller.

TABLE 71 — SUMMARY OF BASE ISSUES OF USAF AVIATION OIL FISCAL YEARS 1954, 1955, AND 1956

LOCATION	BARRELS OF 42 U.S. GALLONS										
	FISCAL YEAR 1956				FISCAL YEAR 1955				FISCAL YEAR 1954		
	Total	Avoil	Jet Oil	Special Jet 7808	Total	Avoil	Jet Oil	Special Jet 7808	Total	Avoil	Jet Oil
WORLD-WIDE - TOTAL	485,496	452,739	26,700	6,057	514,461	468,536	43,886	2,039	407,121	388,082	19,039
USAF CHARGE SALES											
Zone of Interior	324,770	298,585	21,288	4,897	396,412	356,051	38,501	1,860	296,307	281,873	14,434
Overseas	103,363	97,482	4,867	1,014	118,049	112,485	5,385	179	110,814	106,209	4,605
REIMBURSABLE AND EXCHANGE ACC'TS .	57,363	56,672	545	146							

NOTE: Issues to the USAF Charge Sales and Reimbursables for the Fiscal Years 1954 and 1955 are included in the Overseas and Zone of Interior totals.

SOURCE: Materiel Statistics Division, Directorate of Statistical Services, DCS/Comptroller.

TABLE 72 — SUMMARY OF BASE ISSUES OF USAF AVIATION OIL FISCAL YEAR 1956

RECIPIENT	BARRELS OF 42 U.S. GALLONS			
	Total	Avoil	Jet Oil	Special Jet 7808
WORLD-WIDE - TOTAL	485,496	452,739	26,700	6,057
ISSUED TO				
USAF CHARGE SALES				
Aircraft of USAF Commands (Flying) . .	379,403	357,103	18,217	4,083
Other Than Aircraft (Non-Flying) . . .	36,986	28,137	7,149	1,700
Aircraft of Reserve Components	11,744	10,827	789	128
REIMBURSABLE AND EXCHANGE ACCOUNTS				
Into-Plane (Base to Others).	21,445	21,187	177	81
Cash Issues.	152	151	1	-
Bulk Sales to Other Than USAF.	13,734	13,450	219	65
Into-Plane from Contractor-owned Stocks	22,032	21,884	148	-

SOURCE: Materiel Statistics Division, Directorate of Statistical Services, DCS/Comptroller.

TABLE 73 — AVIATION OIL RECEIPTS FROM INDUSTRY AND OTHERS FISCAL YEAR 1956

(This is a new table and does not appear in the previous fiscal year Statistical Digest.)

RECIPIENT	BARRELS OF 42 U.S. GALLONS			
	Total	Avoil	Jet Oil	Special Jet 7808
TOTAL	535,444	505,804	23,337	6,303
Bulk from Industry	480,967	451,750	22,939	6,278
Into-Plane from Industry	22,032	21,884	148	-
Bulk and Into-Plane from Others.	32,445	32,170	250	25

SOURCE: Materiel Statistics Division, Directorate of Statistical Services, DCS/Comptroller.

Vehicles

PART VII

VEHICLES

PREFACE AND DEFINITIONS

The tables included in this section provide summary data on the status of the USAF World-Wide Vehicle Inventory. Air Force Regulation 77-1 and Air Force Manual 171-5, Volume II, constitute the basic authority for the system.

BASE STOCK. Vehicles on the property account of the base supply officer.

DEPOT STOCK. Vehicles in a depot for depot repair or storage (includes vehicles at commercial storage sites).

EXCESS TO INDIVIDUAL ORGANIZATIONS. Vehicles in excess to requirements of the individual responsible organizations.

INTRANSIT. Vehicles enroute from the manufacturer to a command, or from one command to another.

IN-USE. Vehicles assigned for use.

MATERIEL RESERVE AND SPECIAL PROJECTS. Vehicles committed to AF-GEN-1-50-OPR (SEA WEED, BIG TOP, AND NIGHT LIFE) and other special projects.

UNECONOMICALLY REPARABLE. Vehicles which are uneconomically reparable in accordance with TO 36A-1-70 (Maximum Repair Allowances for USAF Vehicles).

UNREPORTED STATUS. Vehicles which have been incorrectly reported, i.e., one of the above terms has not been used to correctly identify the status of the vehicle.

INDIGENOUS. Refers to off-shore procurement and occupation cost assigned vehicles.

[redacted]

TABLE 74 — USAF VEHICLE INVENTORY BY MAJOR AIR COMMAND AS OF 30 JUNE 1956

(This is a New Table and Does Not Appear in the Previous Fiscal Year Statistical Digest)

Command	Total	In-Use	Base Account			Excess to Indiv. Org.	Materiel Reserve and Special Projects	Depot Account			Intransit	Unreported Status	Indig 2/
			Serv., Rep.	Pending Reassign. 1/	Unecon. Rep.			Serv.	Rep.	Unecon. Rep.			
TOTAL	199,491	126,460	5,631	3,916	2,107	4,383	25,856	21,148	3,318	288	6,124	260	10,740
Alaskan Air	4,478	2,947	477	15	19	25	946	-	-	-	47	2	-
Air Academy	57	57	-	-	-	-	-	-	-	-	-	-	-
Air Defense	7,901	7,267	140	142	84	152	14	-	1	-	69	32	-
Air Finance Center	13	13	-	-	-	-	-	-	-	-	-	-	-
Air Materiel	69,294	21,156	1,387	895	609	1,386	15,717	20,670	3,187	285	3,962	40	630
Air Proving Ground	1,584	1,410	15	49	11	8	80	-	-	-	11	-	-
Air Research and Development	3,776	3,535	16	27	30	55	36	5	-	-	70	2	-
Air Training	12,821	11,761	250	244	172	173	6	-	-	-	195	20	-
Air University	854	828	-	7	5	2	1	-	-	-	9	2	-
Caribbean Air	426	403	6	-	-	2	5	-	-	-	-	10	-
Civil Air Patrol	133	131	-	-	-	-	-	-	-	-	2	-	-
Continental Air	2,794	1,921	10	574 a/	60	15	2	-	-	-	212	-	-
Far East Air Forces	18,599	15,089	663	500	239	996	860	100	8	-	139	5	-
Headquarters	1,238	1,204	-	6	9	3	-	-	-	-	14	2	-
JMS (16th Air Force)	160	132	-	-	-	-	28	-	-	-	-	-	-
Military Air Transport Service	6,301	5,212	47 b/	47	77	37	644	1	-	-	233	3	84
Northeast Air	4,559	3,275	393 b/	282	20	120	374	-	-	-	46	49	-
Strategic Air	25,426	18,753	678 b/	261	601	231	4,478	13	5	-	367	39	235
Tactical Air	9,150	8,714	40	154	34	106	17	-	-	-	82	3	-
U. S. Air Forces in Europe	27,917	20,915	1,506	681	135	1,035	2,592	359	117	3	533	41	9,726
USAF Security Service	2,010	1,737	3	32	2	37	56	-	-	-	133	10	65

1/ Vehicles in Base Account being held or required for reassignment in accordance with authorized requirement.

2/ Indigenous refers to "Deutschmark" and "Off-shore" procured vehicles. These quantities are included in the previous columns of this table.

a/ Two of these vehicles are in Base Account being held for reassignment pending the return of a rotational organization, in Continental Air Command

b/ Fourteen of these vehicles are in Base Account being held for reassignment pending the return of a rotational organization, in Strategic Air Command.

SOURCE: Materiel Statistics Division, Directorate of Statistical Services, DCS/Comptroller

[redacted]

[redacted]

TABLE 75 — USAF VEHICLE INVENTORY BY DESIGN, APPLICATION AND USE AS OF 30 JUNE 1956

(This is a New Table and Does Not Appear in the Previous Fiscal Year Statistical Digest)

Design, Application and Use	Total	In-Use	Base Account			Excess to Indiv. Org.	Materiel Reserve and Special Projects	Depot Account				Unreported Status	Indig 2/
			Serv., Rep	Pending Reassign. 1/	Unecon. Rep.			Serv.	Rep.	Unecon. Rep.	Intransit		
TOTAL	199,491	126,460	5,631	3,916 a/	2,107	4,383	25,856	21,148	3,318	288	6,124	260	10,696
Commercial Design													
General Purpose	42,019	37,737	712	552	486	572	546	516	151	27	663	57	6,396
Passenger Carrying	14,349	13,095	170	111	209	148	168	123	75	9	197	44	1,524
Trucks	23,347	21,149	397	351	230	349	132	366	67	5	292	9	4,148
Truck Tractors	4,063	3,264	140	85	44	70	245	23	9	12	167	4	675
Trailers and Semi-Trailers	-	-	-	-	-	-	-	-	-	-	-	-	-
Other	260	229	5	5	3	5	1	4	-	1	7	-	49
Special Purpose	2,595	2,102	97	55	31	31	70	87	11	13	91	7	115
Trucks	308	234	22	3	11	6	2	8	1	12	8	1	-
Truck Tractors	-	-	-	-	-	-	-	-	-	-	-	-	-
Semi-Trailers	-	-	-	-	-	-	-	-	-	-	-	-	-
Trailers	-	-	-	-	-	-	-	-	-	-	-	-	-
Aircraft Towing Tractors	-	-	-	-	-	-	-	-	-	-	-	-	-
Sweepers	1,410	1,134	37	24	10	13	41	70	9	1	69	2	-
Snowplows	562	485	31	8	9	10	2	2	1	-	12	2	19
Other	315	249	7	20	1	2	25	7	-	-	2	2	96
Construction and Base Maintenance Equipment	16,282	8,835	666	365	230	614	1,337	3,279	446	20	460	30	244
Crane Shovels	1,846	1,013	67	30	28	72	142	337	80	2	72	3	32
Tractors	5,796	3,699	185	107	83	173	364	852	184	15	125	9	13
Loaders	251	86	11	11	5	39	32	56	5	-	4	2	-
Road Maintenance Equipment	2,785	1,433	140	79	45	132	345	445	77	1	79	9	32
Compressors	261	177	25	14	6	8	4	13	6	-	7	1	10
Mixing and Paving Equipment	1,257	438	75	23	17	53	108	472	27	-	43	1	1
Rock Crushing Equipment	164	41	13	7	-	22	8	58	11	-	4	-	-
Other	3,922	1,948	150	94	46	115	334	1,046	56	2	126	5	156
Materials Handling Equipment	18,283	14,528	376	197	441	336	813	899	248	83	327	35	369
Tractor, Wheeled	7,558	6,159	104	83	104	77	570	224	62	13	137	25	135
Truck, Fixed Platform	22	14	2	-	4	-	-	2	-	-	-	-	-
Truck, Forklift	9,344	7,508	230	100	317	202	227	366	161	67	158	8	225
Truck, Straddle Carry	120	98	1	1	-	10	-	7	-	-	3	-	-
Crane, Truck	1,098	642	36	13	15	44	13	279	23	2	29	2	-
Other	141	107	3	-	1	3	3	21	2	1	-	-	9

[redacted]

[redacted]

TABLE 75 — USAF VEHICLE INVENTORY BY DESIGN, APPLICATION AND USE AS OF 30 JUNE 1956 (CONTINUED)

(This is a New Table and Does Not Appear in the Previous Fiscal Year Statistical Digest)

Design, Application and Use	Total	In-Use	Base Account			Excess to Indiv. Org.	Materiel Reserve and Special Projects	Depot Account			Intransit	Unreported Status	Indig 2/
			Serv., Rep.	Pending Reassign. 1/	Unecon. Rep.			Serv.	Rep.	Unecon Rep.			
Other Commercial Not Identified Above	1	-	-	-	-	-	-	-	-	-	1	-	-
Military Design													
General Purpose	75,814	38,652	2,184	1,558	516	1,675	17,072	10,394	1,261	35	2,392	75	517
Passenger Carrying	1,647	1,103	35	15	6	25	346	82	9	1	22	3	-
Trucks	36,875	18,712	883	616	243	701	10,099	4,064	586	8	928	35	41
Truck Tractors	6,019	3,180	175	149	80	131	1,545	260	84	14	397	4	350
Semi-Trailers	6,680	4,007	143	239	68	145	506	1,167	149	5	243	8	10
Trailers	21,117	10,315	779	451	87	496	4,177	3,797	354	4	632	25	116
Other	3,476	1,335	169	88	32	177	399	1,024	79	3	170	-	-
Special Purpose	35,769	19,519	1,176	887	330	969	5,077	4,906	1,075	107	1,676	47	440
Trucks	9,968	6,159	258	165	137	271	1,044	1,320	284	29	286	15	117
Semi-Trailers	7,655	4,916	155	389	64	134	1,054	302	237	14	384	6	72
Trailers	11,531	5,027	531	223	77	391	1,830	2,483	321	10	623	15	5
Aircraft Towing Tractors	1,661	1,086	31	22	5	30	268	109	60	5	39	6	-
Sweepers	1	1	-	-	-	-	-	-	-	-	-	-	-
Snowplows	299	248	23	7	2	5	1	-	-	-	13	-	22
Other	4,654	2,082	178	81	45	138	880	692	173	49	331	5	224
Other Military Not Identified Above	1	1	-	-	-	-	-	-	-	-	-	-	-
Completely Unidentifiable	8,727	5,086	420	302	73	186	941	1,067	126	3	514	9	2,615

1/ Vehicles in base account being held or required for reassignment in accordance with authorized requirements, or pending return of a rotational organization.

2/ "Indigenous" refers to "Deutschmark" and "Off-shore" procured vehicles. These quantities are included in the previous columns of this table.

a/ Sixteen (16) of these are in base account being held for reassignment pending the return of a rotational organization as follows:

Commercial Design	
General Purpose	2
Special Purpose	2
Construction and Base Maintenance Equipment	2
Materials Handling Equipment	6
Military Design	
General Purpose	4

SOURCE: Materiel Statistics Division, Directorate of Statistical Services, DCS/Comptroller

[redacted]

TABLE 76 — COMMAND USAF VEHICLE INVENTORY BY DESIGN, APPLICATION AND USE AS OF 30 JUNE 1956

(This is a new Table and Does Not Appear in the Previous Fiscal Year Statistical Digest)

Design, Application and Use	Total	COMMAND									
		AAC	ACD	ADC	AFFC	AMC	APG	ARD	ATC	AU	CAC
TOTAL	199,491	4,478	57	7,901	13	69,294	1,584	3,776	12,821	854	426
Commercial Design											
General Purpose	42,019	795	41	3,320	10	6,509	708	1,262	6,703	607	225
Passenger Carrying	14,349	201	31	1,422	5	2,089	128	317	2,357	393	89
Trucks	23,347	565	10	1,595	5	3,606	525	811	3,620	192	127
Truck Tractors	4,063	22	-	300	-	722	55	121	672	22	9
Trailers and Semi-Trailers	-	-	-	-	-	-	-	-	-	-	-
Other	260	7	-	3	-	92	-	13	54	-	-
Special Purpose	2,595	119	2	248	-	425	17	81	246	8	3
Trucks	308	37	-	17	-	38	1	6	34	-	-
Truck Tractors	-	-	-	-	-	-	-	-	-	-	-
Semi-Trailers	-	-	-	-	-	-	-	-	-	-	-
Trailers	-	-	-	-	-	-	-	-	-	-	-
Aircraft Towing Tractors	-	-	-	-	-	-	-	-	-	-	-
Sweepers	1,410	48	-	128	-	286	15	57	148	7	3
Snowplows	562	32	2	81	-	66	-	12	31	-	-
Other	315	2	-	22	-	35	1	6	33	1	-
Construction and Base Maintenance Equipment	16,282	652	-	836	-	7,067	143	333	1,173	67	37
Crane Shovels	1,846	79	-	63	-	797	15	42	108	5	4
Tractors	5,796	184	-	367	-	2,472	70	90	545	35	23
Loaders	251	12	-	12	-	151	4	3	4	-	-
Road Maintenance Equipment	2,785	181	-	128	-	1,052	21	60	185	6	5
Compressors	261	12	-	18	-	49	6	6	29	1	-
Mixing and Paving Equipment	1,257	63	-	26	-	718	7	23	41	6	-
Rock Crushing Equipment	164	11	-	2	-	86	-	3	1	-	-
Other	3,922	110	-	220	-	1,742	20	106	260	14	5
Materials Handling Equipment	18,283	282	5	881	3	8,454	117	444	1,092	41	45
Tractor, Wheeled	7,558	80	4	476	-	2,437	51	182	649	22	19
Truck, Fixed Platform	22	-	-	1	-	16	-	2	1	-	-
Truck, Forklift	9,344	194	1	289	3	5,268	56	224	361	18	26
Truck, Straddle Carry	120	-	-	-	-	70	1	1	4	-	-
Crane, Truck	1,098	7	-	114	-	550	9	35	75	1	-
Other	141	1	-	1	-	113	-	-	2	-	-
Other Commercial Not Identified Above	1	-	-	-	-	-	-	1	-	-	-

TABLE 76 — COMMAND USAF VEHICLE INVENTORY BY DESIGN, APPLICATION AND USE AS OF 30 JUNE 1956 (CONTINUED)

(This is a New Table and Does Not Appear in the Previous Fiscal Year Statistical Digest)

Design, Application and Use	COMMAND										
	CAP	CONAC	FEAF	HQC	JMS	MATS	NEAC	SAC	TAC	USAFE	USS
TOTAL	133	2,794	18,599	1,238	160	6,301	4,559	25,426	9,150	27,917	2,010
Commercial Design											
General Purpose	64	966	1,452	940	68	1,711	497	7,203	1,885	7,001	52
Passenger Carrying	56	272	814	780	37	393	229	2,392	434	1,899	11
Trucks	8	606	547	131	31	1,162	207	4,080	1,108	4,371	40
Truck Tractors	-	85	80	24	-	151	52	708	343	697	-
Trailers and Semi-Trailers	-	-	-	-	-	-	-	-	-	-	-
Other	-	3	11	5	-	5	9	23	-	34	1
Special Purpose	-	49	166	10	6	89	169	616	120	211	10
Trucks	-	-	65	4	-	5	28	9	2	52	10
Truck Tractors	-	-	-	-	-	-	-	-	-	-	-
Semi-Trailers	-	-	-	-	-	-	-	-	-	-	-
Trailers	-	-	-	-	-	-	-	-	-	-	-
Aircraft Towing Tractors	-	-	-	-	-	-	-	-	-	-	-
Sweepers	-	31	62	1	6	56	52	340	99	71	-
Snowplows	-	15	31	4	-	20	62	166	9	31	-
Other	-	3	8	1	-	8	27	101	10	57	-
Construction and Base Maintenance Equipment	-	439	1,270	35	-	373	563	1,757	481	1,055	1
Crane Shovels	-	35	157	2	-	52	57	232	48	150	-
Tractors	-	162	373	23	-	148	187	627	208	282	-
Loaders	-	16	10	1	-	4	14	14	4	2	-
Road Maintenance Equipment	-	90	288	3	-	53	120	297	78	218	-
Compressors	-	10	36	-	-	2	8	27	8	49	-
Mixing and Paving Equipment	-	31	95	1	-	26	51	90	23	56	-
Rock Crushing Equipment	-	4	23	-	-	4	26	2	-	2	-
Other	-	91	288	5	-	84	100	468	112	296	1
Materials Handling Equipment	-	192	1,449	54	10	656	308	2,276	556	1,403	15
Tractor, Wheeled	-	85	862	27	4	328	88	1,172	330	741	1
Truck, Fixed Platform	-	-	-	-	-	-	-	2	-	-	-
Truck, Forklift	-	97	540	22	6	296	209	916	196	608	14
Truck, Straddle Carry	-	-	-	-	-	-	-	44	-	-	-
Crane, Truck	-	10	39	5	-	30	11	139	29	44	-
Other	-	-	8	-	-	2	-	3	1	10	-
Other Commercial Not Identified Above	-	-	-	-	-	-	-	-	-	-	-

TABLE 76 — COMMAND USAF VEHICLE INVENTORY BY DESIGN, APPLICATION AND USE AS OF 30 JUNE 1956 (CONTINUED)

(This is a New Table and Does Not Appear in the Previous Fiscal Year Statistical Digest.)

Design, Application and Use	Total	COMMAND AAC	ACD	ADC	AFFC	AMC	APG	ARD	ATC	AU	CAC
Military Design											
General Purpose	75,814	1,729	5	967	-	30,570	260	641	1,531	40	42
Passenger Carrying	1,647	28	-	128	-	475	7	35	137	7	2
Trucks	36,875	886	2	218	-	14,427	112	275	296	-	10
Truck Tractors	6,019	267	-	105	-	1,692	11	39	86	7	4
Semi-Trailers	6,680	109	-	194	-	3,193	63	154	345	19	13
Trailers	21,117	375	3	259	-	9,049	58	109	588	7	13
Other	3,476	64	-	63	-	1,734	9	29	79	-	-
Special Purpose	35,769	844	2	1,426	-	13,427	316	885	1,934	77	40
Trucks	9,968	245	-	416	-	3,489	94	231	711	42	14
Semi-Trailers	7,655	160	-	368	-	1,951	75	255	612	24	10
Trailers	11,531	302	2	440	-	5,231	109	240	501	9	13
Aircraft Towing Tractors	1,661	60	-	63	-	426	10	36	39	1	-
Sweepers	1	-	-	-	-	1	-	-	-	-	-
Snowplows	299	26	-	66	-	12	-	-	10	-	-
Other	4,654	51	-	73	-	2,317	28	123	61	1	3
Other Military Not Identified Above	1	-	-	-	-	-	-	-	-	-	-
Completely Unidentifiable	8,727	57	2	223	-	2,842	23	129	142	14	34

Design, Application and Use	CAP	COMMAND CONAC	FEAF	HQC	JMS	MATS	NEAC	SAC	TAC	USAFE	USS
Military Design											
General Purpose	51	709	10,820	78	36	1,935	1,982	7,784	3,634	11,429	1,571
Passenger Carrying	-	25	184	4	2	42	54	194	67	256	-
Trucks	4	300	7,089	35	19	1,001	1,211	3,127	1,448	5,755	660
Truck Tractors	-	19	871	10	14	202	172	751	224	1,236	309
Semi-Trailers	-	181	535	14	-	148	112	686	270	637	7
Trailers	47	149	1,916	14	1	481	360	2,771	1,472	3,028	417
Other	-	35	225	1	-	61	73	255	153	517	178
Special Purpose	18	384	2,705	92	24	1,324	966	5,428	1,839	3,693	345
Trucks	-	154	939	17	4	356	263	1,516	435	1,024	18
Semi-Trailers	-	104	629	20	14	281	198	1,372	469	934	179
Trailers	-	92	756	14	2	314	215	1,735	573	897	86
Aircraft Towing Tractors	-	9	121	2	2	89	64	563	86	90	-
Sweepers	-	-	-	-	-	-	-	-	-	-	-
Snowplows	-	3	3	-	-	10	67	68	4	30	-
Other	18	22	257	39	2	274	159	174	272	718	62
Other Military Not Identified Above	-	-	1	-	-	-	-	-	-	-	-
Completely Unidentifiable	-	55	736	29	16	213	74	362	635	3,125	16

SOURCE: Materiel Statistics Division, Directorate of Statistical Services, DCS/Comptroller

Mobilization Reserve Materiel

PART VIII

MOBILIZATION RESERVE MATERIEL

The data on selected items of materiel reserves included in this section are based on information submitted in accordance with Air Force Regulation 67-43.

The tables provide summary data depicting prestockage of equipment, supplies and war consumables under three AF-GEN sub-projects: PROJECT SEA WEED, PROJECT NIGHT LIFE and FLY-AWAY KITS, and PROJECT BIG TOP.

TABLE 77 – STOCKAGE OF SELECTED ITEMS OF MATERIEL RESERVES OVERSEAS PROJECT SEA WEED

(This is a new table and does not appear in the previous fiscal year Statistical Digest.)

ITEM	UNIT OF MEASURE	QUANTITY IN PLACE	
		15 February 1956	15 June 1956
EQUIPMENT AND SUPPLIES			
Station Sets	Pieces	135,843	157,295
Housekeeping Sets	Pieces	584,771	867,861
Pre-Fab Buildings	Each	1,610	2,077
Plumbing Sets	Each	96	184
Fuel Storage Tanks, 10,000 bbls	Each	14	51
Landing Mats	Thous sq ft	6,882	17,349
Aircraft Spares, Table II	Pieces	-	113,601
Airborne Communications Equipment Spares, Table XVI	Pieces	-	34,118
JATO Racks	Each	-	1,110
WAR CONSUMABLES			
Subsistence	Each	1,709,064	3,081,306
Auxiliary Fuel Tanks	Each	54,112	59,562
Window Material	Cartons	301,521	444,294
Drop Sondes	Each	-	384
Drop Kits	Each	-	92
Oxygen, Gaseous	Cubic Feet	4,313,478	4,678,035
Methyl Alcohol	Gallons	1,142,011	3,225,793
De-Icing Fluid	Gallons	352,409	363,710
Fuel Filter De-Icing Fluid	Gallons	18,131	9,744
Kerosene	Gallons	-	122,861
Aircraft Cleaning Compound	Gallons	-	60,556

SOURCE: Materiel Statistics Division, Directorate of Statistical Services, DCS/Comptroller.

TABLE 78 – STOCKAGE OF SELECTED ITEMS OF MATERIEL RESERVES IN CONTINENTAL U.S. PROJECT NIGHT LIFE AND FLYAWAY KITS

(This is a new table and does not appear in the previous fiscal year Statistical Digest.)

ITEM	UNIT OF MEASURE	QUANTITY IN PLACE	
		15 April 1956	15 July 1956
EQUIPMENT AND SUPPLIES			
Station Sets	Pieces	-	14,437
Pre-Fab Buildings	Each	-	6
ATO Racks	Each	726	1,158
WAR CONSUMABLES			
Auxiliary Fuel Tanks	Each	18,521	14,319
Window Material	Cartons	160,105	176,729
Gaseous Oxygen	Cubic Feet	935,999	1,734,146
Methyl Alcohol	Gallons	239,797	262,425
De-Icing Fluid	Gallons	24,514	73,442
Fuel Filter De-Icing Fluid, Ethyl	Gallons	-	16,854
ITEM BY COMMAND AND TYPE OF AIRCRAFT			
FLYAWAY KITS - TOTAL		255	273
STRATEGIC AIR COMMAND		220	232
Bombers		116	129
Cargo		49	49
Tankers		37	38
Fighters		18	16
OTHER COMMANDS 1/		35	41
Bombers		1	6
Cargo		10	11
Fighters		20	20
Search and Rescue		4	4

1/ ADC, USAFE, FEAF, MATS and TAC.
SOURCE: Materiel Statistics Division, Directorate of Statistical Services, DCS/Comptroller.

TABLE 79 — STOCKAGE OF SELECTED ITEMS OF MATERIEL RESERVES IN CONTINENTAL U.S. PROJECT BIG TOP

(This is a new table and does not appear in the previous fiscal year Statistical Digest.)

ITEM	UNIT OF MEASURE	QUANTITY ON HAND	
		15 April 1956	15 June 1956
T/O Assemblies (Less Vehicles) . .	Pieces	817,092	812,688
Station Sets		11,210	11,210
Housekeeping Sets.		111,068	111,068
Medical Service Assemblages. . . .		495,444	495,753
Common Supplies and Raw Stock, Table V.		3,580,115	7,136,959
SUPPLY TABLES - TOTAL	Tables	412	470
Aircraft Spares, Table II.		178	184
Photo Equipment Spares, Table VII.		62	72
Armanent/Radar Equipment Spares, Table XI		75	82
Communication Equipment Spares, Table XVI.		97	132

SOURCE: Materiel Statistics Division, Directorate of Statistical Services, DCS/Comptroller.

Stockpiling

PART IX

STATUS OF THE USAF STRATEGIC MATERIALS STOCKPILING PROGRAM

The tables included in this section provide data on the "USAF Strategic Materials Stockpiling Program" for Fiscal Year 1956. The information on this subject covers the availability of storage space, its utilization by depot, and the tonnage occupying such space.

[redacted]

TABLE 80 — STATUS OF THE STRATEGIC MATERIAL STOCKPILING PROGRAM WITHIN THE DEPARTMENT OF THE AIR FORCE, BY MATERIAL AS OF 30 JUNE 1956

MATERIAL	DEPOT	IN SQUARE FEET						TOTAL TONS ON HAND
		STORAGE SPACE ALLOCATED BY DEPT OF AIR FORCE		STORAGE SPACE OCCUPIED BY STRATEGIC MATERIALS		BALANCE OF SPACE AVAILABLE		
		Open	Warehouse	Open	Warehouse	Open	Whs	
TOTAL		4,324,078	1,586,907	4,018,465	1,472,685	305,613	114,222	2,523,825
Aluminum	Marietta	105,000	-	55,838	-	49,162	-	11,135
	Maywood	4,235	-	3,648	-	587	-	971
	Mira Loma	120,000	-	79,759	-	40,241	-	12,440
Aluminum Alloy Plate	Maywood	-	288	-	288	-	-	42
Antimony Metal	Rome	8,650	3,950	8,650	3,950	-	-	3,115
	SAAMA	-	4,000	-	4,000[a]	-	-	943
Bauxite	Baton Rouge	1,642,028	-	1,642,025	-	3	-	1,402,503
Beryllium Copper Master Alloy	Marietta	-	6,822	-	5,722	-	1,100	673
Beryllium Ore	Marietta	36,000	-	36,000	-	-	-	8,905
	Rome	-	800	-	800	-	-	15
Brass	Rome	8,500	1,200	8,492	1,200	8	-	1,719
Cadmium	Marietta	-	1,000	-	712	-	288	238
Celestite	Marietta	80,000	-	68,753	-	11,247	-	13,646
Chrome Metallurgical Ore	Marietta	451,000	-	440,800	-	10,200	-	212,746
Chrome Refractory Ore	Marietta	110,000	-	103,490	-	6,510	-	74,747
Cobalt	Marietta	-	3,848	-	3,848	-	-	1,480
	Mira Loma	-	4,400	-	2,993	-	1,407	585
Copper	Maywood	80,692	-	44,250	-	36,442	-	23,628
	Rome	229,900	-	229,890	-	10	-	109,954
Copper-Cakes, Slabs, Bullets, Ingots-Ingot Bars	Terre Haute	-	684	-	684	-	-	326
Cordage Fiber	Mira Loma	-	40,000	-	23,275	-	16,725	1,381
Feathers and Down	Mira Loma	-	17,000	-	11,560	-	5,440	251
	Stockton Annex	-	10,250	-	10,147	-	103	210
Fluorspar Metallurgical Ore	Marietta	143,000	-	112,594	-	30,406	-	26,493
	Terre Haute	55,000	-	54,380	-	620	-	16,815
Graphite	Marietta	-	22,544	-	20,920	-	1,624	3,220
	Rome	-	24,000	-	21,604	-	2,396	2,419
Hog Bristles	Rome	-	7,050	-	6,050	-	1,000	255
Iodine	Mira Loma	-	1,500	-	106	-	1,394	14
Lead	Baton Rouge	300,000	-	349,800	-	(49,800)	-	70,916
	Marietta	50,000	-	45,079	-	4,921	-	25,650
	Maywood	32,473	-	28,450	-	4,023	-	18,597
	Rome	51,900	-	48,306	-	3,594	-	10,090
Manganese Battery Grade Ore	Marietta	64,000	-	54,785	-	9,215	-	16,303
Manganese Metallurgical Ore	Marietta	317,000	-	290,133	-	26,867	-	183,588
Manganese Ore Type B Chemical	Marietta	1,000	-	943	-	57	-	106
Manganese Ferro	Mira Loma	60,000	-	-	-	60,000	-	-
Magnesium	SAAMA	28,000	-	29,100	-	(1,100)	-	2,396

[redacted]

TABLE 80 — STATUS OF THE STRATEGIC MATERIAL STOCKPILING PROGRAM WITHIN THE DEPARTMENT OF THE AIR FORCE, BY MATERIAL, AS OF 30 JUNE 1956 (CONTINUED)

MATERIAL	DEPOT	IN SQUARE FEET						TOTAL TONS ON HAND
		STORAGE SPACE ALLOCATED BY DEPT OF AIR FORCE		STORAGE SPACE OCCUPIED BY STRATEGIC MATERIALS		BALANCE OF SPACE AVAILABLE		
		Open	Warehouse	Open	Warehouse	Open	Whs	
Mercury	Marietta	-	6,000	-	3,500	-	2,500	336
	Terre Haute	-	3,340	-	3,340	-	-	537
	Rome	-	11,700	-	7,147	-	4,553	413
Mercury Flasks	Terre Haute	-	140	-	140	-	-	3,934 ea
Mica	MAAMA	-	28,042	-	23,874	-	4,168	2,273
	Rome	-	60,000	-	54,672	-	5,328	5,341
	Terre Haute	-	23,040	-	23,040	-	-	2,784
Molybendum	MAAMA	-	1,800	-	1,235	-	565	246
Nickel	Mira Loma	-	100	-	79	-	21	14
Nickel Oxide	MAAMA	-	8,300	-	7,953	-	347	1,895
	Rome	-	16,900	-	14,996	-	1,904	2,273
Quartz	Dayton	-	3,608	-	3,608	-	-	201
Quebracho	Mira Loma	-	1,000	-	1,000	-	-	163
Rubber	Maywood	-	145,000	-	119,556	-	25,444	8,734
	Mira Loma	-	80,000	-	71,286	-	8,714	6,266
	Rome	-	210,000	-	210,000	-	-	19,286
	Stockton Annex	-	8,000	-	6,721	-	1,279	652
	Topeka	-	733,531	-	708,060	-	25,471	86,470
Selenium	Marietta	-	30	-	30	-	-	3
Talcum Tank	Marietta	-	2,000 a/	-	2,000	-	-	1,511
Tin	Shreveport	25,000	-	25,000	-	-	-	6,008
	Stockton Annex	72,000	-	71,742	-	258	-	12,571
Tungsten	Marietta	-	7,956	-	7,956	-	-	3,918
	Rome	-	67,780	-	65,329	-	2,451	22,430
	Terre Haute	-	19,304	-	19,304	-	-	6,127
Zinc	Marietta	139,000	-	105,974	-	33,026	-	42,725
	Maywood	49,700	-	27,431	-	22,269	-	17,413
	Stockton Annex	40,000	-	37,876	-	2,124	-	7,711
	Mira Loma	20,000	-	15,277	-	4,723	-	7,009

NOTE: Parentheses indicate minus quantities.

a/ Tank Storage.

SOURCE: Materiel Statistics Division, Directorate of Statistical Services, DCS/Comptroller.

[redacted]

TABLE 81 – STATUS OF THE STRATEGIC MATERIAL STOCKPILING PROGRAM WITHIN THE DEPARTMENT OF THE AIR FORCE, BY DEPOT AS OF 30 JUNE 1956

DEPOT	IN SQUARE FEET						TOTAL TONS ON HAND
	STORAGE SPACE ALLOCATED BY DEPT OF AIR FORCE		STORAGE SPACE OCCUPIED BY STRATEGIC MATERIALS		BALANCE OF SPACE AVAILABLE		
	Open	Warehouse	Open	Warehouse	Open	Whs	
TOTAL	4,324,078	1,586,907	4,018,465	1,472,685	305,613	114,222	2,523,825
Baton Rouge	1,942,028	-	1,991,825	-	(49,797)	-	1,473,419
Dayton	-	3,608	-	3,608	-	-	201
MAAMA	-	38,142	-	33,062	-	5,080	4,414
Marietta	1,496,000	50,200	1,314,389	44,688	181,611	5,512	627,423
Maywood	167,100	145,288	103,779	119,844	63,321	25,444	69,385
Mira Loma	200,000	144,000	95,036	110,299	104,964	33,701	28,123
Rome	298,950	403,380	295,338	385,748	3,612	17,632	177,310
SAAMA	28,000	4,000	29,100	4,000	(1,100)	-	3,339
Shreveport	25,000	-	25,000	-	-	-	6,008
Stockton Annex	112,000	18,250	109,618	16,868	2,382	1,382	21,144
Terre Haute	55,000	46,508	54,380	46,508	620	-	26,589
Topeka	-	733,531	-	708,060	-	25,471	86,470

NOTE: Parentheses denote minus quantities.
SOURCE: Materiel Statistics Division, Directorate of Statistical Services, DCS/Comptroller.

[redacted]

[redacted]

Research and Development

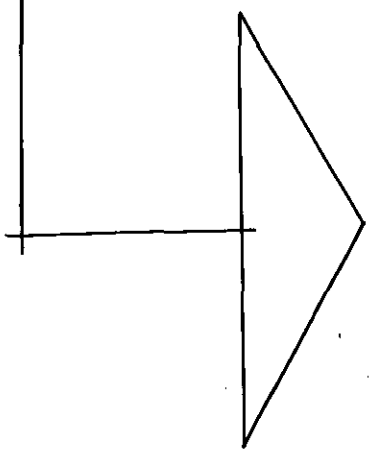

PART X

RESEARCH AND DEVELOPMENT

This section provides data regarding funding operations on Research and Development. For definitions of the financial terms used herein, refer to the Fiscal Section, page 177 .

TABLE 82 – STATUS OF USAF RESEARCH AND DEVELOPMENT FUNDS
FISCAL YEARS 1950 THROUGH 1956 AS OF 30 JUNE 1956

(Excludes reimbursements. In millions of dollars. Figures in parentheses denote minus amounts.)

FISCAL YEAR	APPROPRIATION	ADJUSTMENTS a/	TOTAL AVAILABLE	OBLIGATIONS	EXPENDITURES	UNLIQUIDATED OBLIGATIONS
Appropriation - Total...	2,908.7	116.1	3,024.8	2,987.6	2,552.4	435.2
1950.....	233.0	(21.9)	211.1	210.6	210.9	(.4)
1951.....	297.6	62.6	360.2	359.0	358.9	.1
1952.....	425.0	15.2	440.2	438.9	432.8	6.1
1953.....	525.0	(1.7)	523.3	521.4	505.8	15.6
1954.....	440.0	9.1	449.1	446.9	401.6	45.3
1955.....	418.1	11.8	429.9	424.8	359.3	65.5
1956.....	570.0	41.0	611.0	586.0	283.0	302.9

Amounts do not necessarily add to totals due to rounding.

a/ Adjustments shown in the table below.

DETAIL OF COLUMN 2 ADJUSTMENTS

	FISCAL YEAR PROGRAM						
	1950	1951	1952	1953	1954	1955	1956
1. Transferred from Emergency Fund, Department of Defense.....	-	50.4	26.1	8.0	1.7	2.3	23.3
2. Transferred to "Aircraft and Related Procurement, Air Force" for Research Portion of Joint Long Range Proving Ground, authorized by Public Law 358, 81st Congress.....	5.0	-	-	-	-	-	-
3. Transferred to Signal Service of the Army for Armed Forces Security Agency.....	-	(.7)	-	-	-	-	-
4. Appropriated in FY 1950 but applied to the FY 1951 Program....	(22.6)	22.6	-	-	-	-	-
5. Applied to the FY 1954 Program.....	(2.4)	(4.0)	(6.7)	(3.8)	16.9	-	-
6. Applied to the FY 1955 Program.....	(1.0)	(3.4)	(2.3)	(2.5)	(7.9)	17.1	-
7. Applied to the FY 1956 Program.....	(.9)	(2.3)	(1.9)	(3.4)	(1.6)	(7.6)	17.7
Total Adjustments.....	(21.9)	62.6	15.2	(1.7)	9.1	11.8	41.0

Source: Financial Management Division, Directorate of Budget, DCS/Comptroller

TABLE 83 — DEPARTMENT OF THE AIR FORCE — RESEARCH AND DEVELOPMENT APPROPRIATION CUMULATIVE OBLIGATIONS BY COMMAND — AS OF 30 JUNE 1956

(Includes reimbursements.)

COMMAND	PROGRAM YEAR 1950 a/								
	TOTAL ALL PROGRAMS	PROGRAM 601 FIRST DESTINATION TRANS.	PROGRAM 610 RESEARCH	PROGRAM 620 MAJOR WEAPONS COMPONENTS DEV	PROGRAM 640 WEAPON SYS DEVELOPMENT	PROGRAM 650 OPERATIONAL ENGINEERING	PROGRAM 660 HUMAN FACTORS DEVELOPMENT	PROGRAM 670 SPECIAL PROJECTS	PROGRAM 680 MANAGEMENT & OPERATIONS
U. S. AIR FORCE - TOTAL b/	210,643,679	84,369	24,990,994	52,763,710	80,131,629	6,850,118	2,141,247	7,987,669	35,693,943
Continental U. S. - Total	210,524,090	84,369	24,990,994	52,694,152	80,131,629	6,850,118	2,140,784	7,957,842	35,674,202
Headquarters, USAF	8,307,216	-	679,483	293,000	-	6,550,000	25,000	757,697	2,036
Air Research and Development Command	76,731,576	-	10,894,223	25,713,332	34,191,305	64,835	81,570	4,568,077	1,218,234
Air Materiel Command	119,421,697	84,369	12,838,675	26,687,820	45,843,410	149,152	44,519	1,000,617	32,773,135
Air Training Command	1,139,444	-	343,478	-	-	-	412,633	-	383,333
Air University	2,137,251	-	143,000	-	-	-	1,335,973	-	658,278
Air Proving Ground Command	96,914	-	-	-	96,914	-	-	-	-
Air Force Special Weapons Center	97,701	-	-	-	-	86,131	-	-	11,570
Arnold Air Development Center	91,362	-	-	-	-	-	-	-	91,362
Military Air Transport Service	133,563	-	-	-	-	-	-	133,563	-
Air Force Missile Test Center	1,637,582	-	-	-	-	-	-	1,462,646	174,936
Headquarters Command USAF	729,784	-	92,135	-	-	-	241,089	35,242	361,318
Overseas - Total	119,589	-	-	69,558	-	-	463	29,827	19,741
Alaskan Air Command	110,425	-	-	69,558	-	-	463	20,663	19,741
Far East Air Force	9,164	-	-	-	-	-	-	9,164	-

COMMAND	PROGRAM YEAR 1951 a/							
	TOTAL ALL PROGRAMS	PROGRAM 601 FIRST DESTINATION TRANS	PROGRAM 610 RESEARCH	PROGRAM 620 MAJOR WEAPONS COMPONENTS DEV	PROGRAM 640 WEAPONS SYS DEVELOPMENT	PROGRAM 660 HUMAN FACTORS DEVELOPMENT	PROGRAM 680 SPECIAL PROJECTS	PROGRAM 690 LABORATORY OPERATIONS
U. S. AIR FORCE - TOTAL c/	359,186,555	117,846	50,584,732	83,999,322	162,551,081	4,486,234	14,096,247	43,351,093
Continental U. S. - Total	359,048,392	117,846	50,584,732	83,999,322	162,551,081	4,382,308	14,096,247	43,316,856
Headquarters, USAF	6,132,853	-	919,842	400,000	-	68,350	4,744,661	-
Air Research and Development Command	288,624,530	-	42,795,172	79,515,002	146,847,751	264,180	2,386,087	16,816,338
Air Materiel Command	48,512,511	117,846	6,368,363	4,084,320	15,608,410	32,361	309,960	21,991,251
Secretary of Air Staff	1,222,711	-	160,565	-	-	426,034	-	636,112
Air Training Command	1,651,453	-	225,790	-	-	726,248	-	699,415
Air University	3,823,086	-	115,000	-	-	2,865,135	-	842,951
Air Proving Ground Command	221,191	-	-	-	94,920	-	-	126,271
Air Force Special Weapons Center	190,667	-	-	-	-	-	-	190,667
Arnold Air Development Center	774,181	-	-	-	-	-	-	774,181
Military Air Transport Service	40,378	-	-	-	-	-	40,378	-
Air Force Missile Test Center	7,854,831	-	-	-	-	-	6,615,161	1,239,670
Overseas - Total	138,163	-	-	-	-	103,926	-	34,237
Alaskan Air Command	138,163	-	-	-	-	103,926	-	34,237

TABLE 83 — DEPARTMENT OF THE AIR FORCE — RESEARCH AND DEVELOPMENT APPROPRIATION CUMULATIVE OBLIGATIONS BY COMMAND — AS OF 30 JUNE 1956 (CONTINUED)

(Includes reimbursements.)

COMMAND	PROGRAM YEAR 1952 a/									
	TOTAL ALL PROGRAMS	PROGRAM 610 AIRCRAFT	PROGRAM 620 GUIDED MISSILES	PROGRAM 630 PROPULSION	PROGRAM 640 ELECTRONICS	PROGRAM 650 ARMAMENT	PROGRAM 660 EQUIPMENT	PROGRAM 670 SCIENCE	PROGRAM 680 SPECIAL PROJECTS	PROGRAM 690 LABORATORY OPERATIONS
U. S. AIR FORCE - TOTAL d/	439,254,386	55,696,352	104,441,080	51,828,393	44,043,288	31,922,056	27,808,046	50,340,860	15,349,825	57,824,486
Continental U. S. - Total	438,978,854	55,696,352	104,441,080	51,828,393	44,043,288	31,922,056	27,808,046	50,122,282	15,349,825	57,767,532
Headquarters, USAF	3,438,815	-	-	-	-	-	334,277	784,618	2,319,920	-
Air Research and Development Command	422,372,465	55,676,352	104,411,080	51,808,393	44,023,288	31,909,056	27,236,473	42,421,940	10,315,895	54,569,988
Air Materiel Command	126,000	20,000	30,000	20,000	20,000	13,000	15,000	5,000	5,000	-
Secretary of Air Staff	4,399,019	-	-	-	-	-	112,403	972,343	2,709,010	605,263
Air Training Command	2,744,742	-	-	-	-	-	-	1,645,336	-	1,099,406
Air University	5,418,892	-	-	-	-	-	109,893	4,293,045	-	1,015,954
Air Proving Ground	309,341	-	-	-	-	-	-	-	-	309,341
Air Force Special Weapons Center	167,580	-	-	-	-	-	-	-	-	167,580
Overseas - Total	275,532	-	-	-	-	-	-	218,578	-	56,954
Alaskan Air Command	275,532	-	-	-	-	-	-	218,578	-	56,954

COMMAND	PROGRAM YEAR 1953 a/									
	TOTAL ALL PROGRAMS	PROGRAM 610 AIRCRAFT	PROGRAM 620 GUIDED MISSILES	PROGRAM 630 PROPULSION	PROGRAM 640 ELECTRONICS	PROGRAM 650 ARMAMENT	PROGRAM 660 EQUIPMENT	PROGRAM 670 SCIENCE	PROGRAM 680 SPECIAL PROJECTS	PROGRAM 690 LABORATORY OPERATIONS
U. S. AIR FORCE - TOTAL e/	521,547,997	39,782,782	129,662,907	75,250,608	81,156,923	39,363,263	27,722,001	47,966,821	14,219,163	66,423,529
Continental U. S. - Total	521,204,144	39,782,782	129,662,907	75,250,608	81,156,923	39,363,263	27,722,001	47,685,048	14,219,163	66,361,449
Headquarters, USAF	6,820,522	-	-	-	6,820,522	-	-	-	-	-
Air Research and Development Command	504,548,550	39,767,782	129,653,907	75,175,608	74,326,401	39,343,263	27,376,584	42,615,668	12,419,350	63,869,987
Air Materiel Command	149,000	15,000	9,000	75,000	10,000	20,000	15,000	5,000	-	-
Secretary of Air Staff	3,625,592	-	-	-	-	-	330,417	1,082,044	1,799,813	413,318
Air Training Command	1,856,051	-	-	-	-	-	-	901,305	-	954,746
Air University	4,204,429	-	-	-	-	-	-	3,081,031	-	1,123,398
Overseas - Total	343,853	-	-	-	-	-	-	281,773	-	62,080
Alaskan Air Command	343,853	-	-	-	-	-	-	281,773	-	62,080

TABLE 83 — DEPARTMENT OF THE AIR FORCE — RESEARCH AND DEVELOPMENT APPROPRIATION CUMULATIVE OBLIGATIONS BY COMMAND — AS OF 30 JUNE 1956 (CONTINUED)

(Includes reimbursements.)

COMMAND	PROGRAM YEAR 1954 a/									
	TOTAL ALL PROGRAMS	PROGRAM 610 AIRCRAFT	PROGRAM 620 GUIDED MISSILES	PROGRAM 630 PROPULSION	PROGRAM 640 ELECTRONICS	PROGRAM 650 ARMAMENT	PROGRAM 660 EQUIPMENT	PROGRAM 670 SCIENCE	PROGRAM 680 SPECIAL PROJECTS	PROGRAM 690 LABORATORY OPERATIONS
U. S. AIR FORCE - TOTAL f/	447,160,244	54,078,595	74,494,028	71,263,430	70,495,981	40,598,652	23,612,525	37,812,988	10,170,191	64,633,854
Continental U. S. - Total	446,798,462	54,078,595	74,494,028	71,263,430	70,495,981	40,598,652	23,612,525	37,513,699	10,170,191	64,571,361
Air Research and Development Command	443,563,520	54,078,595	74,494,028	71,263,430	70,495,981	40,598,652	23,520,303	35,229,851	10,130,621	63,752,059
Secretary of Air Staff	363,317	-	-	-	-	-	92,222	122,760	39,570	108,765
Air University	2,871,625	-	-	-	-	-	-	2,161,088	-	710,537
Overseas - Total	361,782	-	-	-	-	-	-	299,289	-	62,493
Alaskan Air Command	361,782	-	-	-	-	-	-	299,289	-	62,493

COMMAND	PROGRAM YEAR 1955 a/									
	TOTAL ALL PROGRAMS	PROGRAM 610 AIRCRAFT	PROGRAM 620 GUIDED MISSILES	PROGRAM 630 PROPULSION	PROGRAM 640 ELECTRONICS	PROGRAM 650 ARMAMENT	PROGRAM 660 EQUIPMENT	PROGRAM 670 SCIENCE	PROGRAM 680 SPECIAL PROJECTS	PROGRAM 690 LABORATORY OPERATIONS
U. S. AIR FORCE - TOTAL g/	424,939,700	30,396,443	72,386,257	66,539,361	79,262,285	34,166,024	25,203,916	38,728,993	8,635,041	69,621,380
Continental U. S. - Total	424,341,042	30,396,443	72,386,257	66,539,361	79,262,285	34,166,024	25,203,916	38,278,310	8,635,041	69,473,405
Headquarters, USAF	5,501,745	-	-	-	5,494,000	-	7,745	-	-	-
Air Research and Development Command	416,105,597	30,396,443	72,386,257	66,539,361	73,768,285	34,166,024	25,196,171	36,320,002	8,635,041	68,698,013
Air University	2,733,700	-	-	-	-	-	-	1,958,308	-	775,392
Overseas - Total	598,658	-	-	-	-	-	-	450,683	-	147,975
Alaskan Air Command	598,658	-	-	-	-	-	-	450,683	-	147,975

434177 O - 57 - 13

TABLE 83 — DEPARTMENT OF THE AIR FORCE — RESEARCH AND DEVELOPMENT APPROPRIATION CUMULATIVE OBLIGATIONS BY COMMAND — AS OF 30 JUNE 1956 (CONTINUED)

(Includes reimbursements.)

COMMAND	PROGRAM YEAR 1956 a/									
	TOTAL ALL PROGRAMS	PROGRAM 610 AIRCRAFT & REL PROC	PROGRAM 620 GUIDED MISSILES & REL EQUIP	PROGRAM 630 SHIPS & SMALL CRAFT & REL EQIUP	PROGRAM 640 COMBAT & SUPPORT VEHICLES & REL EQUIP	PROGRAM 650 ARTILLERY & OTHER WPNS & REL EQUIP	PROGRAM 660 AMMUNITION & REL EQUIP	PROGRAM 670 OTHER EQUIP	PROGRAM 680 MILITARY SCIENCES	PROGRAM 690 OPERATION & MANAGEMENT
U. S. AIR FORCE - TOTAL b/.....	587,856,947	165,026,080	52,723,190	-	-	-	10,313,906	67,363,690	62,373,436	230,056,645
Continental U. S. - Total.....	587,219,384	165,026,080	52,723,190	-	-	-	10,313,906	67,363,690	62,028,261	229,764,257
Air Research and Development Command.	560,292,850	165,026,080	52,723,190	-	-	-	10,313,906	67,363,690	60,194,268	204,671,716
Air Proving Ground.....	23,819,145	-	-	-	-	-	-	-	-	23,819,145
Air University.....	3,107,389	-	-	-	-	-	-	-	1,833,993	1,273,396
Overseas - Total.....	637,563	-	-	-	-	-	-	-	345,175	292,388
Alaskan Air Command.....	637,563	-	-	-	-	-	-	-	345,175	292,388

a/ Reflects status of Air Force accounts prior to certification pursuant to Section 1311, Public Law 663, 83rd Congress.

b/ Includes total reimbursement collections of $60,248.00

c/ Includes total reimbursement collections of $139,478.00

d/ Includes total reimbursement collections of $342,571.00

e/ Includes total reimbursement collections of $115,000.00

f/ Includes total reimbursement collections of $252,797.00

g/ Includes total reimbursement collections of $142,695.00

h/ Includes total reimbursement collections of $1,895,964.00

Source: Financial Management Division, Directorate of Budget, DCS/Comptroller

Unit Authorization List

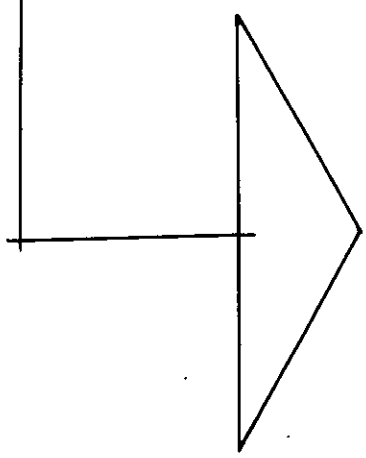

PART XI

UNIT AUTHORIZATION LIST

PREFACE AND DEFINITIONS

The tables included in this section provide summary data which represent the second of a series planned for publication following each annual Unit Authorization List cycle. Air Force Regulations 5-25 and 67-83, and Air Force Manual 171-5 constitute the basic authority for the system.

ORGANIZATIONAL EQUIPMENT. Non-expendable replacement-type equipment, excluding aircraft, prescribed by an authorization document.

MASTER EQUIPMENT ALLOWANCE LIST (MEAL). A publication which prescribes allowances of organizational equipment to be authorized to T/O units through the medium of the Unit Mission Equipment column of the Unit Authorization List.

UNIT MISSION EQUIPMENT (UME). Those items of equipment prescribed by the MEAL, Station Sets, and T/A 1-21 for specific T/O units. This equipment is normally taken with the unit when it changes location.

UNIT SUPPORT EQUIPMENT (USE). That unit equipment other than mission equipment which is required to perform the assigned mission of the unit at a specific base. This equipment will normally be retained by the base upon movement of the unit.

UNIT AUTHORIZATION LIST (UAL). An electric accounting machine list of specific equipment, consisting of Unit Mission Equipment and/or Unit Support Equipment authorized to each individual T/O or non-T/O unit. Air Force Form 601B is used for this purpose.

TABLE OF ALLOWANCE (T/A). Headquarters USAF publications which establish equipment allowances. Table of Allowances provide a basis for authorizing unit support equipment in UALs.

TABLE OF ORGANIZATION (T/O). A Headquarters USAF publication which states the mission and capability for which a unit must be manned and equipped; and a guide for manpower planning, programming, and allocation.

BASE ALLOWANCE LIST (BAL). A list of equipment which is the consolidation of all UALs for units or organizations, except special activities, being logistically supported by a particular Air Force base or installation. The BAL in itself is not an authorization document.

EQUIPMENT COMPONENT LIST (ECL). A publication which prescribes the components of individual kits and organizational sets of equipment required for the performance of specific duties, functions, or support of end items of equipment.

STATION SETS. Listing of non-expendable equipment extracted from the MEAL and or applicable ECLs, and expendable equipment extracted from supply catalogs and/or stocks necessary to be included in prepositioned assemblages to insure the capability of a base to meet the minimum requirements of a tactical unit equipped with unit mission equipment.

NON-STOCK LISTED (NSL). Items which are not listed in Air Force or Army Technical Services catalog publications.

TACTICAL PACKAGE (TCP). A combination of the equipment for the tactical forces, the tactical squadrons, the Armament Electronics Maintenance Squadrons, and the Periodic Maintenance Squadrons as required.

BASE SUPPORT PACKAGE (BSP). A combination of the equipment for the support forces, the Wing Headquarters, the Air Base Group Headquarters, the Air Police Squadrons, the Food Service Squadrons, etc.

MASTER EQUIPMENT NOMENCLATURE FILE (MENF). A punched card file providing stock number, nomenclature, local purchase code when applicable, cost category code, family group code, depot code, reporting code and unit price for items in the UAL system. It is utilized as the official means to identify and to maintain current stock numbers, nomenclatures, and unit prices in existing unit authorization lists. It is the authority for the UAL purposes unless a stock catalog indicates more recent information.

TABLE 84 — MONETARY VALUE (WORLD WIDE) OF ORGANIZATIONAL UNIT AUTHORIZATION LIST (UAL) EQUIPMENT BY COMMAND (UME AND USE) 30 SEPTEMBER 1955

COMMAND	UNIT MISSION AND UNIT SUPPORT EQUIPMENT				
	$ VALUE AUTHORIZED (000's)	PER CENT OF TOTAL	$ VALUE IN-USE (000's)	PER CENT OF TOTAL	PER CENT VALUE IN-USE TO VALUE AUTHORIZED
TOTAL	3,205,611	100.0	2,541,798	100.0	79
Strategic Air	680,363	21.2	553,432	21.8	81
Air Materiel	531,414	16.6	456,217	17.9	86
Air Training	496,778	15.5	423,090	16.6	85
Far East Air Forces	331,335	10.3	239,011	9.4	72
U. S. Air Forces in Europe	290,269	9.0	243,783	9.6	84
Tactical Air	187,981	5.9	125,763	4.9	67
Military Air Transport Service	184,674	5.8	126,954	5.0	69
Air Defense	134,041	4.2	95,965	3.8	72
Air Research and Development	74,042	2.3	70,513	2.8	95
Continental Air	73,002	2.3	35,075	1.4	48
Northeast Air	58,531	1.8	48,294	1.9	83
Alaskan Air	56,325	1.8	44,928	1.8	80
USAF Security Service	42,521	1.3	19,728	.8	46
Air Proving Ground	17,666	.6	18,105	.7	102
Air University	16,991	.5	15,314	.6	90
Headquarters	16,052	.5	13,029	.5	81
Caribbean Air	8,623	.3	7,912	.3	92
Air Academy	2,645	.1	2,540	.1	96
Air Finance Center	1,480	a/	1,475	.1	100
JMS (16th Air Force) 1/	878	a/	670	a/	76

a/ Negligible
1/ 30 September 1954 figures were included in USAFE

SOURCE: Materiel Statistics Division, Directorate of Statistical Services, DCS/Comptroller

TABLE 85 — MONETARY VALUE (WORLD WIDE) OF ORGANIZATIONAL UNIT AUTHORIZATION LIST (UAL) EQUIPMENT BY COMMAND (UME) 30 SEPTEMBER 1955

(This is a New Table and Does Not Appear in the Previous Fiscal Year Statistical Digest.)

COMMAND	UNIT MISSION EQUIPMENT				
	$ VALUE AUTHORIZED (000's)	PER CENT OF TOTAL	$ VALUE IN-USE (000's)	PER CENT OF TOTAL	PER CENT VALUE IN USE TO VALUE AUTHORIZED
TOTAL	926,722	100.0	635,678	100.0	69
Strategic Air	293,016	31.6	243,491	38.3	83
Far East Air Forces	196,601	21.2	140,589	22.1	72
U. S. Air Forces in Europe	157,303	17.0	110,048	17.3	70
Tactical Air	128,507	13.9	62,141	9.8	48
Military Air Transport Service	41,872	4.5	23,723	3.7	57
Air Defense	39,905	4.3	24,448	3.8	61
Continental Air	32,896	3.5	6,443	1.0	20
Air Materiel	14,997	1.6	7,163	1.1	48
Alaskan Air	10,845	1.2	8,626	1.4	80
Northeast Air	7,862	.8	6,375	1.0	81
Air Training	1,453	.2	1,209	.2	83
Air Research and Development	869	.1	815	.1	94
Caribbean Air	359	a/	485	.1	135
Headquarters	185	a/	78	a/	42
Air Academy	16	a/	15	a/	94
Air University	15	a/	14	a/	93
Air Proving Ground	13	a/	12	a/	92
JMS (16th Air Force) 1/	8	a/	3	a/	38
USAF Security Service	-	-	-	-	-
Air Finance Center	-	-	-	-	-

a/ Negligible
1/ 30 September 1954 figures were included in USAFE

SOURCE: Materiel Statistics Division, Directorate of Statistical Services, DCS/Comptroller

TABLE 86 — MONETARY VALUE (WORLD-WIDE) OF ORGANIZATIONAL UNIT AUTHORIZATION LIST (UAL) EQUIPMENT BY COMMAND (USE) 30 SEPTEMBER 1955

(This is a New Table and Does Not Appear in the Previous Fiscal Year Statistical Digest.)

COMMAND	UNIT SUPPORT EQUIPMENT				
	$ VALUE AUTHORIZED (000's)	PER CENT OF TOTAL	$ VALUE IN-USE (000's)	PER CENT OF TOTAL	PERCENT VALUE IN-USE TO VALUE AUTHORIZED
TOTAL	2,278,889	100.0	1,906,120	100.0	84
Air Materiel	516,417	22.7	449,054	23.6	87
Air Training	495,325	21.7	421,881	22.1	85
Strategic Air	387,347	17.0	309,941	16.3	80
Military Air Transport Service	142,802	6.3	103,231	5.4	72
Far East Air Forces	134,734	5.9	98,422	5.2	73
U. S. Air Forces in Europe	132,966	5.8	133,735	7.0	101
Air Defense	94,136	4.1	71,517	3.8	76
Air Research and Development	73,173	3.2	69,698	3.7	95
Tactical Air	59,474	2.6	63,622	3.3	107
Northeast Air	50,669	2.2	41,919	2.2	83
Alaskan Air	45,480	2.0	36,302	1.9	80
USAF Security Service	42,521	1.9	19,728	1.0	46
Continental Air	40,106	1.8	28,632	1.5	71
Air Proving Ground	17,653	.8	18,093	.9	102
Air University	16,976	.7	15,300	.8	90
Headquarters	15,867	.7	12,951	.7	82
Caribbean Air	8,264	.4	7,427	.4	90
Air Academy	2,629	.1	2,525	.1	96
Air Finance Center	1,480	.1	1,475	.1	100
JMS (16th Air Force) 1/	870	a/	667	a/	77

a/ Negligible
1/ 30 September 1954 figures were included in USAFE

SOURCE: Materiel Statistics Division, Directorate of Statistical Services, DCS/Comptroller

TABLE 87 — MONETARY VALUE (WORLD-WIDE) OF ORGANIZATIONAL (UAL) EQUIPMENT BY COMMAND AS RELATED TO NUMBER OF PERSONNEL ASSIGNED (CIVILIAN AND MILITARY) 30 SEPTEMBER 1955

(This is a New Table and Does Not Appear in the Previous Fiscal Year Statistical Digest.)

COMMAND	PERSONNEL			$ VALUE OF UAL EQUIPMENT IN-USE (000's)	AVERAGE UAL DOLLAR PER ASSIGNED INDIVIDUAL - CIVILIAN AND MILITARY
	MILITARY	CIVILIAN	TOTAL 1/		
TOTAL	953,964	394,033	1,347,997	2,541,798	1,886
Strategic Air	179,520	18,958	198,478	553,432	2,788
Air Materiel	15,897	157,171	173,068	456,217	2,636
Air Training	226,622	30,398	257,020	423,090	1,646
Far East Air Forces	73,473	62,380	135,853	239,011	1,759
U. S. Air Forces in Europe	88,167	44,364	132,531	243,783	1,839
Tactical Air	49,155	6,145	55,300	125,763	2,274
Military Air Transport Service	86,172	14,855	101,027	126,954	1,257
Air Defense	75,530	10,408	85,938	95,965	1,117
Air Research and Development	19,491	18,629	38,120	70,513	1,850
Continental Air	46,374	7,923	54,297	35,075	646
Northeast Air	13,364	4,474	17,838	48,294	2,707
Alaskan Air	18,427	3,261	21,688	44,928	2,072
USAF Security Service	17,878	604	18,482	19,728	1,067
Air Proving Ground	8,521	2,624	11,145	18,105	1,624
Air University	13,107	2,290	15,397	15,314	995
Headquarters	19,577	5,783	25,360	13,029	514
Caribbean Air	1,450	948	2,398	7,912	3,299
Air Academy	848 a/	252	1,100	2,540	2,309
Air Finance Center	41	2,128	2,169	1,475	680
JMS (16th Air Force)	350	438	788	670	850

1/ All personnel including indigenous
a/ Includes cadets (297)

SOURCE: Materiel Statistics Division, Directorate of Statistical Services, DCS/Comptroller

Fiscal

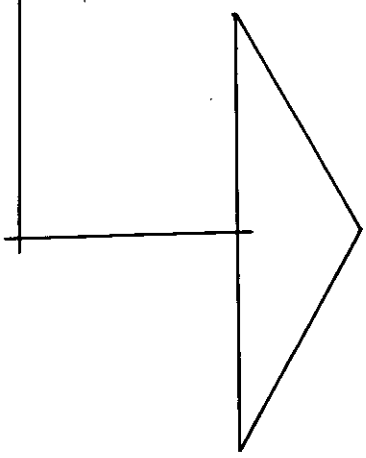

PART XII

FISCAL

This section reflects the funding operations of the various Air Force Appropriations and/or funds with the respective major programs for the fiscal years indicated in the title of each table. Some of the related budget tables are to be found in other areas of the publication such as reports on the Reserve Forces, Mutual Defense Assistance Program, and Research and Development.

DEFINITIONS

APPROPRIATION
An authorization by an Act of Congress to incur obligations for specified purposes and to make payments therefor out of the Treasury.

APPROPRIATION ACCOUNT
An account established to make amounts available for obligation and expenditure from the Treasury. In Budget-Treasury Regulation 1, appropriation accounts include not only accounts to which money is directly appropriated, but also revolving funds, working funds, trust funds, etc. Appropriation accounts do not include official deposit funds.

APPROPRIATION REIMBURSEMENT
Consists of earnings or collections for commodities, work, or services furnished or to be furnished between appropriations or to an individual, firm or corporation to be credited to an appropriation account.

BUDGET PROGRAM
A subdivision established under an appropriation to identify a significant segment of Air Force operations.

EXPENDITURE
The amount of liability incurred for goods and services received or assets acquired for which payment has been or will be made. Synonymous with disbursements less expenditure refunds.

FUND
A sum of money or other resources, usually segregated, to be expended or used for specified purposes.

OBLIGATION
The amount of an order placed, contract awarded, or service received, or any transaction which establishes a legal requirement for the ultimate disbursement of funds.

OBLIGATIONAL AUTHORITY
An authorization by an Act of Congress to procure goods and services within a specified amount, pursuant to an appropriation or other statutory provision.

OBLIGATIONS INCURRED
Amounts of orders placed, contracts awarded, services received, and similar transactions during a given period requiring future payment of money.

PROJECT ACCOUNT CLASSIFICATION
In appropriation and fund accounting, an approved system of subdivision of an appropriation or fund for administrative use.

REAL PROPERTY
Any interest in land and anything permanently attached to it, including structures, fixtures, and other improvements.

UNLIQUIDATED OBLIGATION
An obligation incurred for which payment has not been made.

UNOBLIGATED BALANCE
That portion of an authorization which has not been obligated.

Source: Financial Statistics Group, Directorate of Statistical Services, DCS/Comptroller.

TABLE 88 — DEPARTMENT OF THE AIR FORCE — STATUS OF UNLIQUIDATED OBLIGATIONS AT BEGINNING AND END OF FISCAL YEAR 1956 SHOWING OBLIGATIONS AND EXPENDITURES DURING FISCAL YEAR 1956

(In thousands of dollars. Figures in parentheses denote minus amounts.)

APPROPRIATION	UNLIQUIDATED OBLIGATIONS 1 JULY 1955	GROSS OBLIGATIONS DURING FY 1956	TOTAL	GROSS EXPENDITURES DURING FY 1956	UNLIQUIDATED OBLIGATIONS TRANSFERRED TO CERTIFIED CLAIMS	UNLIQUIDATED OBLIGATIONS CARRIED FORWARD INTO FY 1957
All Appropriations - Total	14,072,878	16,781,638	30,854,516	17,718,529	45,210	13,090,777
Aircraft and Related Procurement - Total	9,344,267	6,021,431	15,365,698	6,620,819	-	8,744,879
1948	1,520	(1,733)	(213)	(1,282)	-	1,069
1949	(932)	(7,850)	(8,782)	355	-	(9,137)
1950	17,751	(13,799)	3,952	16,397	-	(12,445)
1951	353,306	(157,879)	195,427	135,665	-	59,762
1952	697,506	(375,639)	321,867	273,117	-	48,750
1953	2,559,509	(177,532)	2,381,977	1,673,119	-	708,858
1954	2,600,666	35,061	2,635,727	1,772,894	-	862,833
1955	3,114,915	911,397	4,026,312	1,745,743	-	2,280,569
1956	-	5,473,847	5,473,847	1,004,811	-	4,469,036
1957	-	384,851	384,851	-	-	384,851
Refund Receivable a/	-	(49,293)	(49,293)	-	-	(49,293)
Adjustment to Prior Years Unliquidated Obligations	26	-	26	-	-	26
Procurement Other Than Aircraft - Total	1,554,296	1,080,034	2,634,330	1,245,084	-	1,389,246
1951	79,979	(3,889)	76,090	89,480	-	(13,390)
1952	116,232	90,840	207,072	136,639	-	70,433
1953	226,384	22,882	249,266	157,399	-	91,867
1954	576,484	(9,903)	566,581	367,862	-	198,719
1955	555,217	303,809	859,026	354,839	-	504,187
1956	-	676,325	676,325	138,865	-	537,460
Refund Receivable a/	-	(30)	(30)	-	-	(30)
Military Construction - Total	1,160,871	1,126,740	2,287,611	1,316,857	-	970,754
Maintenance and Operations - Total	1,366,014	3,919,847	5,285,861	3,886,687	41,763	1,357,411
1953	45,000	5,982	50,982	15,529	-	35,453
1954	171,168	(28,509)	142,659	100,896	41,763	-
1955	1,149,846	(15,074)	1,134,772	966,084	-	168,688
1956	-	3,957,448	3,957,448	2,804,178	-	1,153,270
Military Personnel - Total	174,363	3,771,023	3,945,386	3,805,801	3,303	136,282
1954	12,963	(7,922)	5,041	1,738	3,303	-
1955	161,400	18,753	180,153	176,918	-	3,235
1956	-	3,760,192	3,760,192	3,627,145	-	133,047

TABLE 88 — DEPARTMENT OF THE AIR FORCE — STATUS OF UNLIQUIDATED OBLIGATIONS AT BEGINNING AND END OF FISCAL YEAR 1956 SHOWING OBLIGATIONS AND EXPENDITURES DURING FISCAL YEAR 1956 (CONTINUED)

(See first page of this table for headnotes.)

APPROPRIATION	UNLIQUIDATED OBLIGATIONS 1 JULY 1955	GROSS OBLIGATIONS DURING FY 1956	TOTAL	GROSS EXPENDITURES DURING FY 1956	UNLIQUIDATED OBLIGATIONS TRANSFERRED TO CERTIFIED CLAIMS	UNLIQUIDATED OBLIGATIONS CARRIED FORWARD INTO FY 1957
Research and Development - Total	416,646	641,896	1,058,542	623,323	-	435,219
	761	(785)	(84)	267	-	(351)
1950	7,036	(1,016)	6,020	5,883	-	137
1951	15,318	(1,585)	13,733	7,622	-	6,111
1952	38,925	(2,626)	36,299	20,687	-	15,612
1953	121,171	6,191	127,362	82,058	-	45,304
1954	233,495	53,861	287,356	221,862	-	65,494
1955	-	587,857	587,857	284,944	-	302,913
1956	-	(1)	(1)	-	-	(1)
Refund Receivable a/						
Reserve Personnel - Total	5,172	39,639	44,811	39,294	(22)	5,539
	(69)	*	(69)	*	(69)	-
1953	105	(80)	25	(22)	47	-
1954	5,136	178	5,314	5,300	-	14
1955	-	39,541	39,541	34,016	-	5,525
1956						
Air National Guard - Total	47,733	181,090	228,823	178,150	82	50,591
	5,161	(370)	4,791	4,709	82	-
1954	42,572	(3,203)	39,369	36,779	-	2,590
1955	-	184,663	184,663	136,662	-	48,001
1956						
Contingencies - Total	3,516	(62)	3,454	2,514	84	856
	493	(98)	395	311	84	-
1954	3,023	36	3,059	2,203	-	856
1955						

a/ These reductions of obligations represent known overpayments or disbursements made in error which are to be accounted for as appropriation refunds subsequent to FY 1956.

* Less than $500.00

Source: Financial Management Division, Directorate of Budget, DCS/Comptroller

TABLE 89. I — DEPARTMENT OF THE AIR FORCE — AMOUNTS AVAILABLE FOR OBLIGATION DURING FISCAL YEAR 1956 REFLECTING NEW OBLIGATING AUTHORITY AND THE APPLICATION OF PRIOR YEAR UNOBLIGATED BALANCES

(Excludes reimbursements. In thousands of dollars. Figures in parentheses denote minus amounts.)

APPROPRIATION TITLES AND CITATIONS OF PUBLIC LAWS	OBLIGATING AUTHORITY ENACTED	CASH TRANSFERS	FISCAL YEAR 1956 PROGRAM			UNOBLIGATED CARRY-OVER APPLIED TO FY 1957 PROGRAM	UNOBLIGATED CARRY-OVER APPLIED TO PRIOR YEARS PROGRAMS	TOTAL AVAILABLE FOR OBLIGATION DURING FY 1956
			NET NEW OBLIGATING AUTHORITY	UNOBLIGATED CARRY-OVER APPLIED TO FY 1956 PROGRAM	TOTAL FY 1956 PROGRAM			
All Appropriations - Total	15,507,154	258,811	15,765,965	1,735,652	17,501,617	419,291	1,517,495	19,438,403
Aircraft and Related Procurement (Continuing) P. L. 157 - 84th Congress	6,306,000	(19,500)a/	6,286,500	828,194	7,114,694	419,291	1,069,054e/	8,603,039
Major Procurement Other Than Aircraft (Continuing) P. L. 157 - 84th Congress	349,863	-	349,863	418,472	768,335	-	382,319	1,150,654
Military Construction (Continuing) P. L. 219 - 84th Congress	739,291	255,000b/	994,291	471,293	1,465,584	-	-	1,465,584
Maintenance and Operations, 1956 P. L. 157 - 84th Congress	3,597,496	-	3,597,496	-	3,597,496	-	-	3,597,496
Military Personnel, 1956 - Total	3,708,750	-	3,708,750	-	3,708,750	-	-	3,708,750
P. L. 157 - 84th Congress	3,680,650	-	3,680,650	-	3,680,650	-	-	3,680,650
P. L. 639 - 84th Congress	28,100c/	-	28,100	-	28,100	-	-	28,100
Research and Development (Continuing) P. L. 157 - 84th Congress	570,000	23,311d/	593,311	17,693	611,004	-	66,122	677,126
Reserve Personnel, 1956 P. L. 157 - 84th Congress	43,563	-	43,563	-	43,563	-	-	43,563
Air National Guard, 1956 P. L. 157 - 84th Congress	192,191	-	192,191	-	192,191	-	-	192,191

NOTES: a/ Transfer to Emergency Fund, Department of Defense, 1956 (23,000)
Transfer from Emergency Fund, Department of Defense, 1956 3,500 (19,500)

b/ Transfer from Procurement and Production, Army, pursuant to Public Law 219, 84th Congress, 1st Session.

c/ $28,100 thousand of the amount appropriated by Public Law 639, 84th Congress, 2nd Session, for "Military Personnel, 1957" was warranted to the 1956 account pursuant to provisions of that Act.

d/ Transfer from Emergency Fund, Department of Defense, 1956.

e/ Excludes $84,624 thousand transferred from Reserve Tools and Facilities, Department of Defense, 1954/55 which was included in prior years' unobligated balances but which was returned to Department of Defense during FY 1956.

Source: Financial Management Division, Directorate of Budget, DCS/Comptroller

TABLE 89. 2 -- OBLIGATIONS DURING FISCAL YEAR 1956 AGAINST FUNDS AVAILABLE FOR OBLIGATION DURING FISCAL YEAR 1956

(Includes reimbursements. In thousands of dollars. Figures in parentheses denote minus amounts.)

PROGRAM NUMBER	APPROPRIATION AND PROGRAM TITLE	TOTAL AVAILABLE FOR OBLIGATION DURING FY 1956	TOTAL GROSS OBLIGATIONS a/	OBLIGATIONS			
				FIRST QUARTER	SECOND QUARTER	THIRD QUARTER	FOURTH QUARTER
	All Appropriations - Total	22,533,932	16,811,945	2,255,409	3,788,716	5,098,922	5,668,898
	Aircraft and Related Procurement - Total	10,615,465	6,021,431	(30,284)	1,212,570	2,373,865	2,465,280
	Prior Year Programs	2,551,854	212,026	(713,114)	(21,244)	570,755	375,629
	Refunds Receivable b/	-	(49,293)	-	-	-	(49,293)
	FY 1957 Program - Total	419,291	384,851	-	-	-	384,851
110	Aircraft - Complete	419,291	384,851	-	-	-	384,851
	FY 1956 Program - Total	7,644,320	5,473,847	682,830	1,233,814	1,803,110	1,754,093
110	Aircraft - Complete	3,964,391	3,347,231	562,860	685,972	1,105,112	993,287
120	Initial Acft. Component Spares and Spare Parts	1,263,300	656,455	71,999	89,969	181,777	312,710
130	Related Aircraft Procurement	769,388	301,914	6,465	123,301	110,351	61,797
140	Mod. of In-Service Aircraft and Component Equip	531,887	335,472	16,184	70,047	110,856	138,385
150	Guided Missiles - Complete	972,513	737,040	4,625	240,914	266,883	224,618
180	Industrial Mobilization	18,861	17,713	2,491	3,881	8,490	2,851
190	Procurement Administration	79,843	78,022	18,206	19,730	19,641	20,445
	Undistributed	44,137	-	-	-	-	-
	Major Procurement Other Than Aircraft - Total	1,826,157	1,080,034	86,629	215,541	286,276	491,588
	Prior Year Programs	825,255	403,739	27,541	146,390	102,653	127,155
	Refunds Receivable b/	-	(30)	-	-	-	(30)
	FY 1956 Program - Total	1,000,902	676,325	59,088	69,151	183,623	364,463
210	Weapons, Ammun., and Assist Take-Off Units	110,294	82,224	-	27,527	42,884	11,813
220	Ground Powered and Marine Equipment	53,344	20,274	2,192	707	4,474	12,901
230	Electronics and Communications Equipment	622,732	456,728	46,613	21,498	126,400	262,217
250	Training Equipment	58,350	41,849	915	16,203	6,584	18,147
270	Other Major Equipment	128,305	56,920	-	58	8,390	48,472
299	Classified Project	21,210	18,330	9,368	3,158	(5,109)	10,913
	Undistributed	6,667	-	-	-	-	-
	Military Construction - Total c/	1,458,968	1,126,740	181,091	417,903	295,118	232,628

TABLE 89.2 – OBLIGATIONS DURING FISCAL YEAR 1956 AGAINST FUNDS AVAILABLE FOR OBLIGATION DURING FISCAL YEAR 1956 (CONTINUED)

(See first page of this table for headnotes.)

PROGRAM NUMBER	APPROPRIATION AND PROGRAM TITLE	TOTAL AVAILABLE FOR OBLIGATION DURING FY 1956	TOTAL GROSS OBLIGATIONS a/	OBLIGATIONS			
				FIRST QUARTER	SECOND QUARTER	THIRD QUARTER	FOURTH QUARTER
	Operation and Maintenance, FY 1957 - Total	10,120	-	-	-	-	-
430	Logistical Support	10,000	-	-	-	-	-
440	Training Support	120	-	-	-	-	-
	Maintenance and Operations, FY 1956 - Total	3,957,448	3,957,448	898,900	827,974	996,931	1,233,643
410	Operation of Aircraft	1,064,995	1,054,439	191,831	195,095	305,491	372,022
420	Org., Base, and Maint. Equipment and Supplies	205,652	203,265	7,626	31,228	65,708	98,703
430	Logistical Support	1,300,862	1,284,404	331,301	291,182	310,609	351,312
440	Training Support	314,747	312,851	93,025	64,841	67,403	87,582
450	Operational Support	838,842	832,354	207,396	192,401	183,612	248,945
470	Medical Support	86,148	84,287	18,767	19,895	20,983	24,642
480	Service-Wide Support	180,612	178,130	47,183	40,875	41,973	48,099
490	Contingencies	8,000	7,880	1,771	2,457	1,152	2,500
	Availability Based on MAP Common Item Orders d/	(42,410)	-	-	-	-	-
	Refunds Receivable b/	-	(162)	-	-	-	(162)
	Military Personnel, FY 1956 - Total	3,740,103	3,760,192	932,882	922,319	905,695	999,296
510	Pay and Allowances	3,366,262	3,391,419	829,648	842,212	821,363	898,196
530	Movements, Permanent Change of Station	192,343	194,641	56,429	34,730	42,107	61,375
550	Subsistence	175,969	168,726	45,397	43,851	40,758	38,720
590	Other Military Personnel Costs	5,529	5,531	1,408	1,526	1,467	1,130
	Refunds Receivable b/	-	(125)	-	-	-	(125)
	Research and Development - Total	679,756	641,896	125,993	148,094	190,789	177,020
	Prior Year Programs	66,172	54,040	16,283	18,098	10,810	8,849
	Refunds Receivable b/	-	(1)	-	-	-	(1)
	FY 1956 Program - Total	613,584	587,857	109,710	129,996	179,979	168,172
610	Aircraft and Related Procurement	176,013	165,026	16,900	39,699	59,356	49,071
620	Guided Missiles and Related Equipment	58,300	52,723	1,009	17,447	15,958	18,309
660	Ammunition and Related Equipment	10,418	10,314	1,166	1,926	4,838	2,384
670	Other Equipment	72,165	67,364	12,948	8,376	24,464	21,576
680	Military Sciences	65,131	62,373	2,964	15,232	24,243	19,934
690	Operation and Management	231,557	230,057	74,723	47,316	51,120	56,898

TABLE 89. 2 – OBLIGATIONS DURING FISCAL YEAR 1956 AGAINST FUNDS AVAILABLE FOR OBLIGATION DURING FISCAL YEAR 1956 (CONTINUED)

(See first page of this table for headnotes.)

PROGRAM NUMBER	APPROPRIATION AND PROGRAM TITLE	TOTAL AVAILABLE FOR OBLIGATION DURING FY 1956	TOTAL GROSS OBLIGATIONS a/	OBLIGATIONS			
				FIRST QUARTER	SECOND QUARTER	THIRD QUARTER	FOURTH QUARTER
	Reserve Personnel, FY 1956 - Total	43,608	39,541	12,234	8,585	8,155	10,567
750	Reserve Personnel	36,362	32,853	10,221	6,449	6,836	9,347
770	Reserve Officer Candidates	7,211	6,688	2,013	2,136	1,319	1,220
	Undistributed	35	-	-	-	-	-
	Air National Guard, FY 1956 - Total	192,307	184,663	47,964	35,730	42,093	58,876

a/ Total gross obligations are understated by the following amounts of de-obligations incident to certification pursuant to Section 1311, Public Law 663, 83rd Congress as of 30 June 1955 which were applied to FY 1956 obligational activity. Figures furnished in the FY 1955 Statistical Digest included these amounts; therefore there is no duplication or omission. The effect of certification as of 30 June 1956 is properly reflected. Allocated Working Funds have been excluded.

APPROPRIATION	AMOUNT
Aircraft and Related Procurement	1,085,147
Major Procurement Other Than Aircraft	176,974
Military Construction	(5,571)
Research and Development	(276)
Total	1,256,274

b/ These reductions of obligations represent known overpayments or disbursements made in error which are to be accounted for as appropriation refunds subsequent to FY 1956.

c/ Inasmuch as fiscal records for the Military Construction Appropriation are not maintained by program year, no breakdown by program year is available.

d/ Pursuant to regulations established by O.S.D., anticipated reimbursements from MAF Common Item Orders may be used only to the extent necessary to finance procurement. Therefore, as of 30 June 1956, the excess availability from this source was re-applied to the FY 1956 program for Aircraft and Related Procurement ($32,290) and to the FY 1957 program for Operation and Maintenance ($10,122).

Source: Financial Management Division, Directorate of Budget, DCS/Comptroller.

TABLE 90 — DEPARTMENT OF THE AIR FORCE — EXPENDITURES AND AMOUNTS AVAILABLE FOR EXPENDITURE DURING FISCAL YEAR 1956

(Excludes reimbursements. In thousands of dollars. Figures in parentheses denote minus amounts.)

APPROPRIATION AND PROGRAM YEAR	UNEXPENDED BALANCE 1 JULY 1955	FY 1956 NEW EXPENDITURE AUTHORITY	CASH AND ADMINISTRATIVE TRANSFERS	AVAILABLE FOR EXPENDITURE FY 1956	NET EXPENDITURES FY 1956	LAPSED FUNDS RETURNED TO U.S. TREASURY	UNEXPENDED BALANCE 1 JULY 1956 [b]
Total Military Functions - Air Force	18,727,137	15,513,154	(280,813)	33,959,478	16,710,734	177,840	17,070,904
Total Direct Appropriations	17,907,034	15,507,154	174,187	33,588,375	16,810,723	160,324	16,617,328
Aircraft and Related Procurement - Total	11,745,430	6,306,000	(104,124)	17,947,306	6,073,791	-	11,873,515
1948	2,594	-	(976)	1,618	(1,283)	-	2,901
1949	6,585	-	(6,500)	85	356	-	(271)
1950	24,280	-	(6,500)	17,780	16,397	-	1,383
1951	466,503	-	(202,001)	264,502	127,894	-	136,608
1952	1,067,667	-	(472,763)	594,904	272,424	-	322,480
1953	3,279,512	-	(341,725)	2,937,787	1,662,390	-	1,275,397
1954	1,897,463	-	39,665	1,937,128	1,254,028	-	683,100
1955	5,000,800	-	(341,309)	4,659,491	1,745,106	-	2,914,385
1956	-	6,306,000	808,694	7,114,694	996,479	-	6,118,215
1957	-	-	419,291	419,291	-	-	419,291
Adjustments to Prior Years Unpaid Obligations	26	-	-	26	-	-	26
Major Procurement Other Than Aircraft - Total	2,355,087	349,863	-	2,704,950	1,161,425	-	1,543,525
1951	125,252	-	(33,000)	92,252	89,480	-	2,772
1952	258,660	-	(29,800)	228,860	136,639	-	92,221
1953	314,165	-	(33,156)	281,009	157,399	-	123,610
1954	406,506	-	15,596	422,102	309,750	-	112,352
1955	1,250,504	-	(338,112)	912,392	354,839	-	557,553
1956	-	349,863	418,472	768,335	113,318	-	655,017
Military Construction - Total [c]	1,632,165	739,291	255,000	2,626,456	1,313,473	-	1,312,983
Maintenance and Operations - Total	1,402,069	3,597,496	-	4,999,565	3,650,552	122,977	1,226,036
1953	55,000 [a]	-	-	55,000	15,529	-	39,471
1954	223,572	-	-	223,572	100,595	122,977	-
1955	1,123,497	-	-	1,123,497	954,165	-	169,332
1956	-	3,597,496	-	3,597,496	2,580,263	-	1,017,233
Military Personnel - Total	202,086	3,708,750	-	3,910,836	3,770,385	29,771	110,680
1954	31,124	-	-	31,124	1,353	29,771	-
1955	170,962	-	-	170,962	167,562	-	3,400
1956	-	3,708,750	-	3,708,750	3,601,470	-	107,280

TABLE 90 — DEPARTMENT OF THE AIR FORCE — EXPENDITURES AND AMOUNTS AVAILABLE FOR EXPENDITURE DURING FISCAL YEAR 1956 (CONTINUED)

(See first page of this table for headnotes)

APPROPRIATION AND PROGRAM YEAR	UNEXPENDED BALANCE 1 JULY 1955	FY 1956 NEW EXPENDITURE AUTHORITY	CASH AND ADMINISTRATIVE TRANSFERS	AVAILABLE FOR EXPENDITURE FY 1956	NET EXPENDITURES FY 1956	LAPSED FUNDS RETURNED TO U.S. TREASURY	UNEXPENDED BALANCE 1 JULY 1956 b/
Research and Development - Total	500,461	570,000	23,311	1,093,772	621,379	-	472,393
1950	1,388	-	(946)	442	267	-	175
1951	9,439	-	(2,233)	7,206	5,884	-	1,322
1952	16,920	-	(1,922)	14,998	7,622	-	7,376
1953	41,606	-	(3,415)	38,191	20,687	-	17,504
1954	131,118	-	(1,555)	129,563	82,058	-	47,505
1955	299,990	-	(7,622)	292,368	221,812	-	70,556
1956	-	570,000	41,004	611,004	283,049	-	327,955
Reserve Personnel - Total	8,432	43,563	-	51,995	39,251	1,271	11,473
1953	120	-	-	120	*	120	-
1954	1,129	-	-	1,129	(22)	1,151	-
1955	7,183	-	-	7,183	5,301	-	1,882
1956	-	43,563	-	43,563	33,972	-	9,591
Air National Guard - Total	54,962	192,191	-	247,153	177,953	4,306	64,894
1954	9,015	-	-	9,015	4,709	4,306	-
1955	45,947	-	-	45,947	36,657	-	9,290
1956	-	192,191	-	192,191	136,587	-	55,604
Contingencies - Total	6,342	-	-	6,342	2,514	1,999	1,829
1954	2,309	-	-	2,309	310	1,999	-
1956	4,033	-	-	4,033	2,204	-	1,829
Total Miscellaneous Accounts	820,103	6,000	(455,000)	371,103	(99,989)	17,516	453,576
Preparation for Sale or Salvage, Military Property - Total	8,454	6,000	-	14,454	5,942	5,777	2,735
1954	5,938	-	-	5,938	161	5,777	-
1955	2,516	-	-	2,516	585	-	1,931
1956	-	6,000	-	6,000	5,196	-	804
Air Force Management Fund	117,722	-	-	117,722	(9,240)	11,739	115,223
Air Force Stock Fund	532,870	-	(300,000)	232,870	(95,620)	-	328,490
Air Force Industrial Fund	160,983	-	(155,000)	5,983	(1,122)	-	7,105
Consolidated Working Funds	74	-	-	74	51	-	23

a/ Expenditure authority extended by Public Law 157, 84th Congress, for liquidation of obligations heretofore incurred against such appropriation for assist take-off units and armaments.

b/ Excludes unexpended balances of prior year allocated working funds converted to appropriation transfer accounts pursuant to provisions of GAO General Regulation 125 as of 30 June 1956.

c/ Inasmuch as fiscal records for the Military Construction Appropriation are not maintained by program year, no breakdown by program year is available.

* Less than $500.00

Source: Financial Management Division, Directorate of Budget, DCS/Comptroller.

TABLE 91 — DEPARTMENT OF THE AIR FORCE — EXPENDITURES AGAINST FISCAL YEAR 1956 PROGRAMS DURING FISCAL YEAR 1956

(In thousands of dollars. Figures in parentheses denote minus amounts.)

	APPROPRIATION AND PROGRAM TITLE	TOTAL NET EXPENDITURES	REIMBURSEMENTS COLLECTED	TOTAL GROSS EXPENDITURES	FIRST QUARTER	SECOND QUARTER	THIRD QUARTER	FOURTH QUARTER
	All Appropriations - Total a/	9,058,612	288,866	9,347,478	1,846,947	2,231,101	2,337,729	2,931,701
	Military Construction a/	1,313,473	3,384	1,316,857	300,865	478,502	250,705	286,785
	Approp. Excluding Military Construction - Total a/	7,745,139	285,482	8,030,621	1,546,082	1,752,599	2,087,024	2,644,916
	Aircraft and Related Procurement	996,479	8,332	1,004,811	101,574	168,611	224,951	509,675
110	Aircraft - Complete	560,589	8,018	568,617	86,561	130,091	92,981	258,984
120	Initial Aircraft Component Spares and Spare Parts	14,770	145	14,915	8	6	8,733	6,168
130	Related Aircraft Procurement	38,255	*	38,255	1	4,186	12,985	21,083
140	Modification of In-Service Acft. & Comp. Equip.	99,876	-	99,876	2	5,194	32,781	61,899
150	Guided Missiles - Complete	200,675	-	200,675	7	8,631	55,669	136,368
180	Industrial Mobilization	9,473	-	9,473	304	1,242	2,864	5,063
190	Procurement Administration	72,831	169	73,000	14,691	19,261	18,938	20,110
	Major Procurement Other Than Aircraft - Total	113,318	25,547	138,865	37,124	20,850	62,648	18,243
210	Weapons, Ammunition, and Assist Take-Off Units	39,726	5,258	44,984	1	20,035	35,444	(10,496)
220	Ground Powered and Marine Equipment	(1,512)	8,855	7,343	2,192	428	526	4,197
230	Electronics and Communication Equipment	67,767	4,500	72,267	34,928	310	18,769	18,260
250	Training Equipment	2,016	522	2,538	-	-	817	1,721
270	Other Major Equipment	(4,768)	6,202	1,434	3	63	194	1,174
299	Classified Project	10,089	210	10,299	*	14	6,898	3,387
	Maintenance and Operations - Total	2,580,263	223,915	2,804,178	445,761	652,885	755,496	950,036
410	Operation of Aircraft	472,311	100,230	572,541	50,686	175,883	153,972	192,000
420	Org., Base and Maintenance Equip. and Supplies	50,439	25,332	75,771	92,574	(69,950)	18,832	34,315
430	Logistical Support	973,993	58,605	1,032,598	144,259	264,946	281,707	341,686
440	Training Support	263,120	6,933	270,053	46,902	66,861	72,606	83,684
450	Operational Support	613,254	20,281	633,535	76,762	158,548	168,523	229,702
470	Medical Support	60,925	10,318	71,243	10,113	17,893	19,652	23,585
480	Service-Wide Support	141,252	2,215	143,467	23,225	37,626	39,362	43,254
490	Contingencies	4,969	1	4,970	1,240	1,078	842	1,810
	Military Personnel - Total	3,601,471	25,674	3,627,145	900,061	811,586	922,348	993,150
510	Pay and Allowances	3,317,346	3,956	3,321,302	860,893	724,605	833,870	901,934
530	Movements - Permanent Change of Station	147,078	4,750	151,828	18,787	43,967	46,212	42,862
550	Subsistence	132,271	16,903	149,174	19,490	41,760	40,991	46,933
590	Other Military Personnel Costs	4,776	65	4,841	891	1,254	1,275	1,421

TABLE 91 — DEPARTMENT OF THE AIR FORCE — EXPENDITURES AGAINST FISCAL YEAR 1956 PROGRAMS DURING FISCAL YEAR 1956 (CONTINUED)

(See first page of this table for headnotes.)

	APPROPRIATION AND PROGRAM TITLE	TOTAL NET EXPENDITURES	REIMBURSEMENTS COLLECTED	TOTAL GROSS EXPENDITURES	FIRST QUARTER	SECOND QUARTER	THIRD QUARTER	FOURTH QUARTER
	Research and Development - Total	283,049	1,895	284,944	29,912	56,585	80,142	118,305
610	Aircraft and Related Equipment	46,862	-	46,862	1,844	3,310	12,228	29,480
620	Guided Missiles and Related Equipment	19,766	-	19,766	108	2,088	6,127	11,443
660	Ammunition and Related Equipment	2,612	-	2,612	10	264	616	1,722
670	Other Equipment	13,412	-	13,412	17	286	6,223	6,886
680	Military Sciences	14,448	-	14,448	26	2,241	4,345	7,836
690	Operation and Management	185,949	1,895	187,844	27,907	48,396	50,603	60,938
	Reserve Personnel - Total	33,972	44	34,016	7,378	7,280	8,137	11,221
750	Reserve Personnel	28,497	33	28,530	6,398	5,824	6,574	9,734
770	Reserve Officers Candidates	5,475	11	5,486	980	1,456	1,563	1,487
	Air National Guard - Total	136,587	75	136,662	24,272	34,802	33,302	44,286

a/ Inasmuch as fiscal records for the Military Construction Appropriation are not maintained by program years, the data shown here represents the activity against all funds available for expenditure during fiscal year 1956 for this appropriation.

* Less than $500.00

Source: Financial Management Division, Directorate of Budget, DCS/Comptroller

TABLE 92 — DEPARTMENT OF THE AIR FORCE — EXPENDITURES AGAINST FISCAL YEAR 1955 PROGRAMS DURING FISCAL YEAR 1956

(In thousands of dollars. Figures in parentheses denote minus amounts.)

	APPROPRIATION AND PROGRAM TITLE	TOTAL NET EXPENDITURES	REIMBURSEMENTS COLLECTED	TOTAL GROSS EXPENDITURES	FIRST QUARTER	SECOND QUARTER	THIRD QUARTER	FOURTH QUARTER
	All Appropriations - Total	3,487,647	22,083	3,509,730	1,056,214	770,767	673,527	1,009,222
	Aircraft and Related Procurement - Total	1,745,106	638	1,745,744	282,190	334,520	392,634	736,400
110	Aircraft - Complete	954,334	83	954,417	120,164	160,175	214,783	459,295
120	Initial Aircraft Component Spares and Spare Parts	140,090	-	140,090	6,617	19,150	12,921	101,402
130	Related Aircraft Procurement	173,259	554	173,813	38,885	37,894	37,166	59,868
140	Mod. of In-Service Aircraft and Comp. Equipment	153,622	-	153,622	41,829	35,682	37,537	38,574
150	Guided Missiles - Complete	310,762	-	310,762	67,564	78,562	88,217	76,419
180	Industrial Mobilization	7,817	-	7,817	2,853	2,803	1,648	513
190	Procurement Administration	5,222	1	5,223	4,278	254	362	329
	Major Procurement Other Than Aircraft - Total	354,840	-	354,840	69,821	103,006	53,333	128,680
210	Weapons, Ammunition, and Assist Take-Off Units	67,277	-	67,277	31,886	43,670	(25,211)	17,532
220	Ground Powered and Marine Equipment	17,063	-	17,063	2,987	5,510	4,268	4,298
230	Electronics and Communications Equipment	167,004	-	167,004	10,459	27,818	46,866	81,861
250	Training Equipment	20,972	-	20,972	1,189	4,887	7,811	7,085
270	Other Major Equipment	75,711	-	75,711	23,431	19,345	17,415	15,520
299	Classified Project	6,813	-	6,813	469	1,776	2,184	2,384
	Military Construction - Total a/							
	Maintenance and Operations - Total	954,165	11,919	966,084	480,232	222,765	168,024	95,063
410	Operation of Aircraft	419,237	1,572	420,809	177,817	97,097	87,235	58,660
420	Org., Base and Maintenance Equipment and Supplies	150,933	151	151,084	57,766	35,356	42,886	15,076
430	Logistical Support	189,409	5,339	194,748	119,702	49,476	16,578	8,992
440	Training Support	31,318	259	31,577	21,529	5,621	2,794	1,633
450	Operational Support	126,839	2,327	129,166	74,707	30,195	15,153	9,111
460	Research and Test Support	10,045	38	10,083	8,400	1,090	474	119
470	Medical Support	9,446	2,230	11,676	8,256	1,861	1,156	403
480	Service-Wide Support	16,538	3	16,541	12,055	2,071	1,346	1,069
499	Langley Local Supply Stock Fund	400	-	400	*	(2)	402	-
	Military Personnel - Total	167,561	9,356	176,917	137,172	32,058	4,702	2,985
510	Pay and Allowances	67,694	1,130	68,824	61,770	4,156	1,342	1,556
530	Movements - Permanent Change of Station	35,269	781	36,050	25,135	8,229	2,030	656
550	Subsistence	64,406	7,294	71,700	49,997	19,635	1,303	765
590	Other Military Personnel Costs	192	151	343	270	38	27	8

TABLE 92 — DEPARTMENT OF THE AIR FORCE — EXPENDITURES AGAINST FISCAL YEAR 1955 PROGRAMS DURING FISCAL YEAR 1956 (CONTINUED)

(See first page of this table for headnotes.)

	APPROPRIATION AND PROGRAM TITLE	TOTAL NET EXPENDITURES	REIMBURSEMENTS COLLECTED	TOTAL GROSS EXPENDITURES	FIRST QUARTER	SECOND QUARTER	THIRD QUARTER	FOURTH QUARTER
	Research and Development - Total	221,812	50	221,862	57,781	69,979	51,547	42,555
610	Aircraft	15,763	-	15,763	4,080	4,964	3,688	3,031
620	Guided Missiles	46,453	-	46,453	8,052	21,760	8,138	8,503
630	Propulsion	48,186	-	48,186	12,422	13,077	14,422	8,265
640	Electronics	48,936	-	48,936	15,156	14,890	9,346	9,544
650	Armament	17,045	-	17,045	4,119	5,508	4,300	3,118
660	Equipment	12,326	-	12,326	2,023	3,022	4,202	3,079
670	Science	20,270	1	20,271	5,367	4,972	5,152	4,780
680	Special Projects	4,409	-	4,409	837	719	1,221	1,632
690	Laboratory Operations	8,424	49	8,473	5,725	1,067	1,078	603
	Reserve Personnel - Total	5,302	(2)	5,300	5,155	109	30	6
520	Pay and Allowances, Reserve and ROTC	4,817	-	4,817	4,688	99	21	9
540	Travel, AF Reserve and ROTC Training Duty	51	-	51	65	(13)	(1)	*
550	Subsistence	15	(2)	13	(12)	17	6	2
560	Individual Clothing	419	-	419	414	6	4	(5)
	Air National Guard - Total	36,657	122	36,779	23,067	7,780	2,872	3,053
	Contingencies - Total	2,204	-	2,204	796	550	378	480

a/ Inasmuch as fiscal records for the Military Construction Appropriation are not maintained by program years, data for this appropriation for Fiscal Years 1950 through 1956 funds are shown on the table for Fiscal Year 1956 program.

* Less than $500.00

Source: Financial Management Division, Directorate of Budget, DCS/Comptroller

TABLE 93 – DEPARTMENT OF THE AIR FORCE – EXPENDITURES AGAINST FISCAL YEAR 1954 PROGRAMS DURING FISCAL YEAR 1956

(In thousands of dollars. Figures in parentheses denote minus amounts.)

	APPROPRIATION AND PROGRAM TITLE	TOTAL NET EXPENDITURES	REIMBURSEMENTS COLLECTED	TOTAL GROSS EXPENDITURES	FIRST QUARTER	SECOND QUARTER	THIRD QUARTER	FOURTH QUARTER
	All Appropriations - Total	1,752,781	577,664	2,330,445	585,736	624,734	573,483	546,492
	Aircraft and Related Procurement - Total	1,254,028	518,866	1,772,894	422,308	462,037	442,776	445,773
110	Aircraft - Complete	972,721	1,935	974,656	195,583	268,077	264,770	246,226
120	Initial Aircraft Component Spares and Spare Parts	223,677	-	223,677	46,699	43,489	49,548	83,941
130	Related Aircraft Procurement	100,867	-	100,867	23,776	23,709	35,687	17,695
140	Mod. of In-Service Aircraft & Component Equip	61,382	-	61,382	17,361	7,919	12,383	23,719
150	Guided Missiles - Complete	105,818	-	105,818	43,599	27,743	17,126	17,350
180	Industrial Mobilization	436	-	436	262	41	112	21
190	Procurement and Production Administration	60	1	61	30	19	16	(4)
	Mutual Defense Assistance Program	(210,933)	516,930	305,997	94,998	91,040	63,134	56,825
	Major Procurement Other Than Aircraft - Total	309,750	58,112	367,862	94,265	107,652	91,647	74,298
210	Weapons and Ammunition	79,031	-	79,031	36,697	18,863	12,658	10,813
220	Ground Powered and Marine Equipment	8,972	-	8,972	3,596	2,377	2,468	531
230	Electronics and Communications Equipment	142,979	-	142,979	33,448	43,833	37,014	28,684
250	Training Equipment	24,345	-	24,345	7,629	6,144	6,335	4,237
270	Other Major Equipment	39,765	-	39,765	9,401	10,271	10,336	9,757
299	Classified Project	(1,601)	-	(1,601)	(160)	(148)	(201)	(1,092)
	Mutual Defense Assistance Program	16,259	58,112	74,371	3,654	26,312	23,037	21,368
	Military Construction - Total a/							
	Maintenance and Operations - Total	100,595	301	100,896	39,209	25,569	22,009	14,109
410	Operation of Aircraft	66,493	(136)	66,357	26,016	16,097	13,569	10,675
420	Org., Base and Maintenance Equipment and Supplies	25,160	(33)	25,127	8,915	4,386	4,960	6,866
430	Logistical Support	(945)	157	(788)	1,555	3,286	1,698	(7,327)
440	Training Support	1,861	8	1,869	783	228	441	417
450	Operational Support	6,462	138	6,600	1,573	1,027	933	3,067
460	Research and Test Support	137	(1)	136	56	40	19	21
470	Medical Support	346	97	443	107	88	33	215
480	Service-Wide Support	1,081	71	1,152	204	417	356	175
	Military Personnel - Total	1,353	385	1,738	1,892	867	83	129
510	Pay and Allowances, Air Force	934	(3)	931	804	62	36	29
530	Movements - Permanent Change of Station	366	240	606	889	174	102	41
550	Subsistence	47	129	176	162	18	(57)	53
560	Civilian Clothing	2	-	2	1	1	*	*
590	Other Military Personnel Requirements	4	19	23	3	12	2	6

TABLE 93 — DEPARTMENT OF THE AIR FORCE — EXPENDITURES AGAINST FISCAL YEAR 1954 PROGRAMS DURING FISCAL YEAR 1956 (CONTINUED)

(See first page of this table for headnotes)

	APPROPRIATION AND PROGRAM TITLE	TOTAL NET EXPENDITURES	REIMBURSEMENTS COLLECTED	TOTAL GROSS EXPENDITURES	FIRST QUARTER	SECOND QUARTER	THIRD QUARTER	FOURTH QUARTER
	Research and Development - Total	82,058	-	82,058	26,253	27,660	16,236	11,909
610	Aircraft	12,677	-	12,677	3,645	5,695	1,862	1,475
620	Guided Missiles	8,813	-	8,813	3,071	3,364	1,414	964
630	Propulsion	15,624	-	15,624	4,426	4,700	4,319	2,179
640	Electronics	16,320	-	16,320	5,194	5,126	3,378	2,622
650	Armament	10,092	-	10,092	3,252	2,935	2,131	1,774
660	Equipment	7,001	-	7,001	2,410	1,889	1,482	1,220
670	Science	7,371	-	7,371	2,680	2,279	1,155	1,257
680	Special Projects	3,647	-	3,647	1,374	1,399	501	373
690	Laboratory Operations	513	-	513	201	273	(6)	45
	Reserve Personnel - Total	(22)	-	(22)	3	3	(28)	*
520	Pay and Allowances, Reserve and ROTC	7	-	7	3	3	1	*
540	Travel, AF Reserve and ROTC Training Duty	*	-	*	*	*	*	*
550	Subsistence	*	-	*	*	*	*	*
560	Individual Clothing	(29)	-	(29)	-	*	(29)	*
	Air National Guard - Total	4,709	*	4,709	2,314	1,472	709	216
	Contingencies - Total	310	-	310	125	67	60	58

a/ Inasmuch as fiscal records for the Military Construction Appropriation are not maintained by program years, data for this appropriation for Fiscal Years 1950 through 1956 funds are shown on the table for Fiscal Year 1956 program.

* Less than $500.00

Source: Financial Management Division, Directorate of Budget, DCS/Comptroller

TABLE 94 — DEPARTMENT OF THE AIR FORCE — EXPENDITURES AGAINST FISCAL YEAR 1953 PROGRAMS DURING FISCAL YEAR 1956

(In thousands of dollars. Figures in parentheses denote minus amounts.)

	APPROPRIATION AND PROGRAM TITLE	EXPENDITURES						
		TOTAL NET EXPENDITURES	REIMBURSEMENTS COLLECTED	TOTAL GROSS EXPENDITURES	FIRST QUARTER	SECOND QUARTER	THIRD QUARTER	FOURTH QUARTER
	All Appropriations - Total	1,856,005	10,729	1,866,734	634,362	484,945	383,998	363,429
	Aircraft and Related Procurement - Total	1,662,390	10,729	1,673,119	587,375	441,507	350,750	293,487
110	Aircraft - Complete	994,106	10,729	1,004,835	398,897	292,833	162,773	150,332
120	Initial Aircraft Component Spares and Spare Parts	485,329	-	485,329	137,428	102,259	144,250	101,392
130	Related Aircraft Procurement	94,878	-	94,878	24,106	27,599	23,626	19,547
140	Mod. of In-Service Acft & Component Equip	38,210	-	38,210	8,203	5,689	10,485	13,833
150	Guided Missiles - Complete	49,632	-	49,632	18,827	13,046	9,495	8,264
180	Industrial Mobilization	217	-	217	(86)	76	120	107
190	Procurement and Production Administration	18	-	18	-	5	1	12
	Major Procurement Other Than Aircraft - Total	157,399	-	157,399	40,598	35,994	27,996	52,811
210	Weapons and Ammunition	59,740	-	59,740	10,506	9,490	8,667	31,077
220	Ground Powered and Marine Equipment	11,126	-	11,126	3,691	1,789	2,683	2,963
230	Electronics and Communications Equipment	69,461	-	69,461	18,615	21,382	13,178	16,286
250	Training Equipment	5,136	-	5,136	2,080	563	1,643	850
270	Other Major Equipment	7,745	-	7,745	2,917	2,447	1,577	804
299	Classified Project	4,191	-	4,191	2,789	323	248	831
	Military Construction - Total a/							
	Maintenance and Operations - Total	15,529	-	15,529	-	2,749	1,236	11,544
	Armament Spares, Spare Parts and Supplies (411.3)	4,147	-	4,147	-	1,895	238	2,014
	Solid Rocket Assist Take-Off Units (412.4)	11,382	-	11,382	-	854	998	9,530
	Research and Development - Total	20,687	-	20,687	6,389	4,695	4,016	5,587
610	Aircraft	862	-	862	235	28	554	45
620	Guided Missiles	864	-	864	202	390	181	91
630	Propulsion	5,420	-	5,420	1,760	502	855	2,303
640	Electronics	3,633	-	3,633	819	1,160	833	821
650	Armament	3,479	-	3,479	1,432	804	635	608
660	Equipment	3,085	-	3,085	960	765	394	966
670	Science	2,355	-	2,355	797	759	477	322
680	Special Projects	867	-	867	144	270	62	391
690	Laboratory Operations	122	-	122	40	17	25	40
	Reserve Personnel Requirements - Total	*	-	*	*	*	*	*
520	Pay and Allowances, Reserve and ROTC	2	-	2	2	*	*	*
540	Travel, Air Force Reserve and ROTC Training Duty	*	-	*	*	*	*	*

TABLE 94 — DEPARTMENT OF THE AIR FORCE — EXPENDITURES AGAINST FISCAL YEAR 1953 PROGRAMS DURING FISCAL YEAR 1956 (CONTINUED)

(See first page of this table for headnotes.)

APPROPRIATION AND PROGRAM TITLE	EXPENDITURES						
	TOTAL NET EXPENDITURES	REIMBURSEMENTS COLLECTED	TOTAL GROSS EXPENDITURES	FIRST QUARTER	SECOND QUARTER	THIRD QUARTER	FOURTH QUARTER
550 Subsistence	*	-	*	*	*	*	*
560 Individual Clothing	(2)	-	(2)	(2)	*	*	*

a/ Inasmuch as fiscal records for the Military Construction Appropriation are not maintained by program years, data for this appropriation for Fiscal Years 1950 through 1956 funds are shown on the table for Fiscal Year 1956 program.

* Less than $500.00

Source: Financial Management Division, Directorate of Budget, DCS/Comptroller

TABLE 95 — DEPARTMENT OF THE AIR FORCE — EXPENDITURES AGAINST FISCAL YEAR 1952 PROGRAMS DURING FISCAL YEAR 1956

(In thousands of dollars. Figures in parentheses denote minus amounts.)

	APPROPRIATION AND PROGRAM TITLE	TOTAL NET EXPENDITURES	REIMBURSEMENTS COLLECTED	TOTAL GROSS EXPENDITURES	FIRST QUARTER	SECOND QUARTER	THIRD QUARTER	FOURTH QUARTER
	All Appropriations - Total	416,685	693	417,378	66,175	133,713	83,289	134,201
	Aircraft and Procurement, Related - Total	272,424	693	273,117	52,155	57,684	70,074	93,204
110	Aircraft - Complete	108,072	695	108,767	24,792	12,993	30,773	40,209
120	Initial Aircraft Component Spares and Spare Parts	79,207	-	79,207	5,183	31,865	20,296	21,863
130	Related Aircraft Procurement	69,322	(2)	69,320	16,236	10,757	11,912	30,415
140	Mod. of In-Service Acft & Component Equip	9,026	-	9,026	4,682	878	5,372	(1,906)
150	Guided Missiles - Complete	6,734	-	6,734	1,230	1,138	1,720	2,646
180	Industrial Mobilization	63	-	63	32	53	1	(23)
190	Procurement and Production Administration	*	-	*	*	*	*	*
	Major Procurement Other Than Aircraft - Total	136,639	-	136,639	11,283	74,388	11,406	39,562
210	Weapons and Ammunition	104,181	-	104,181	1,045	64,635	4,910	33,591
220	Ground Powered and Marine Equipment	1,986	-	1,986	(282)	338	810	1,120
230	Electronics and Communications Equipment	14,239	-	14,239	5,295	3,801	2,603	2,540
250	Training Equipment	10,495	-	10,495	3,169	3,917	2,357	1,052
270	Other Major Equipment	5,946	-	5,946	2,122	1,632	808	1,384
299	Classified Project	(208)	-	(208)	(66)	65	(82)	(125)
	Military Construction - Total a/							
	Research and Development - Total	7,622	-	7,622	2,737	1,641	1,809	1,435
610	Aircraft	296	-	296	190	122	52	(68)
620	Guided Missiles	(404)	-	(404)	18	(455)	(85)	118
630	Propulsion	1,439	-	1,439	607	392	274	166
640	Electronics	1,770	-	1,770	598	612	351	209
650	Armament	1,199	-	1,199	382	119	194	504
660	Equipment	2,264	-	2,264	758	633	470	403
670	Science	644	-	644	215	169	182	78
680	Special Projects	400	-	400	(38)	47	366	25
690	Laboratory Operations	14	-	14	7	2	5	*

a/ Inasmuch as fiscal records for the Military Construction Appropriation are not maintained by program years, data for this appropriation for Fiscal Year 1950 through 1956 funds are shown on the table for Fiscal Year 1956 programs.

* Less than $500.00

Source: Financial Management Division, Directorate of Budget, DCS/Comptroller

TABLE 96 — DEPARTMENT OF THE AIR FORCE — EXPENDITURES AGAINST FISCAL YEAR 1951 PROGRAMS DURING FISCAL YEAR 1956

(In thousands of dollars. Figures in parentheses denote minus amounts.)

	APPROPRIATION AND PROGRAM TITLE	TOTAL NET EXPENDITURES	REIMBURSEMENTS COLLECTED	TOTAL GROSS EXPENDITURES	FIRST QUARTER	SECOND QUARTER	THIRD QUARTER	FOURTH QUARTER
	All Appropriations - Total	223,258	7,771	231,029	82,646	45,800	60,739	41,844
	Aircraft and Related Procurement - Total	127,894	7,771	135,665	64,166	14,669	36,974	19,856
101	First Destination Transportation	6	-	6	2	2	1	1
110	Aircraft - Complete	22,543	7,754	30,297	10,350	(7,289)	16,007	11,229
120	Initial Acft. Comp. Spares and Spare Parts	56,402	17	56,419	33,563	12,267	11,562	(973)
130	Related Aircraft Procurement	32,443	-	32,443	11,186	5,917	9,505	5,835
140	Major Modification/Modernization of Aircraft	1,402	-	1,402	647	535	156	64
150	Guided Missiles - Complete	298	-	298	719	(62)	(100)	(259)
180	Industrial Mobilization	823	-	823	(7)	110	641	79
190	Procurement and Production Administration	*	-	*	*	*	*	*
230	Electronics and Communications Equipment	13,977	-	13,977	7,706	3,189	(798)	3,880
	Major Procurement Other Than Aircraft - Total	89,480	-	89,480	15,934	30,085	22,169	21,292
201	First Destination Transportation	96	-	96	51	12	33	*
210	Weapons and Ammunition	35,393	-	35,393	3,138	7,103	9,738	15,414
220	Ground Powered and Marine Equipment	11,717	-	11,717	4,055	7,630	1,539	(1,507)
230	Electronics and Communications Equipment	34,469	-	34,469	4,385	13,333	10,036	6,715
250	Training Equipment	1,893	-	1,893	1,239	665	375	(386)
270	Other Major Equipment	5,822	-	5,822	2,946	1,342	448	1,086
299	Classified Project	90	-	90	120	*	-	(30)
	Military Construction - Total a/							
	Research and Development - Total	5,884	-	5,884	2,546	1,046	1,596	696
601	First Destination Transportation	*	-	*	-	-	-	-
610	Research	1,255	-	1,255	113	73	935	134
620	Major Weapons Component Development	2,683	-	2,683	838	551	934	360
640	Weapons Systems Development	1,512	-	1,512	1,447	447	(372)	(10)
660	Human Factors Development	86	-	86	9	1	19	57
680	Special Projects	340	-	340	130	(26)	80	156
690	Laboratory Operations	8	-	8	9	-	*	(1)

a/ Inasmuch as fiscal records for the Military Construction Appropriation are not maintained by program years, data for this appropriation for Fiscal Years 1950 through 1956 are shown on the table for the Fiscal Year 1956 programs.

* Less than $500.00

Source: Financial Management Division, Directorate of Budget, DCS/Comptroller

TABLE 97 — DEPARTMENT OF THE AIR FORCE — EXPENDITURES AGAINST FISCAL YEAR 1950 AND PRIOR YEARS DURING FISCAL YEAR 1956

(In thousands of dollars. Figures in parentheses denote minus amounts.)

	APPROPRIATION AND PROGRAM TITLE	TOTAL NET EXPENDITURES DURING FY 1956	REIMBURSEMENTS COLLECTED DURING FY 1956	GROSS EXPENDITURES DURING FY 1956				
				TOTAL	FIRST QUARTER	SECOND QUARTER	THIRD QUARTER	FOURTH QUARTER
	All Appropriations - Total	15,737	-	15,737	865	(1,260)	5,121	11,011
	Aircraft and Related Procurement - Total	15,470	-	15,470	1,233	(1,829)	5,674	10,392
101 & 442	Transportation to First Destination	8	-	8	3	3	1	1
110	Aircraft and Related Material	11,543	-	11,543	(157)	(3,483)	5,294	9,889
170	Electronic Equipment	1,596	-	1,596	1,095	208	256	37
180	Guided Missiles and Special Materials	52	-	52	66	67	37	(118)
151	Personnel Services	1,612	-	1,612	259	1,353	*	-
152	Temporary Duty Travel	2	-	2	-	-	2	-
190	Industrial Mobilization	657	-	657	(33)	23	84	583
	Military Construction - Total a/							
	Research and Development - Total	267	-	267	(368)	569	(553)	619
601	First Destination Transportation	*	-	*	*	-	-	-
610	Research	223	-	223	(38)	115	60	86
620	Major Weapons Components Development	261	-	261	(26)	149	(20)	158
640	Weapons Systems Development	(243)	-	(243)	(269)	345	(628)	309
650	Operational Engineering	95	-	95	(4)	(4)	45	58
660	Human Factor Development	(90)	-	(90)	(34)	(39)	(16)	(1)
670	Special Projects	25	-	25	3	3	13	6
680	Management and Operations	(4)	-	(4)	-	*	(7)	3

a/ Innasmuch as fiscal records for the Military Construction Appropriation are not maintained by program years, data for this appropriation for Fiscal Years 1950 through 1956 are shown on the table for the Fiscal Year 1956 programs.

* Less than $500.00

Source: Financial Management Division, Directorate of Budget, DCS/Comptroller

TABLE 98 — ACTIVITY IN AIR FORCE MANAGEMENT FUNDS DURING FISCAL YEAR 1956

The Air Force Management Fund was established under Section 406, Public Law 216, 81st Congress, National Security Act Amendments of 1949 to provide a means for simplifying administration of and bookkeeping for financial transactions of either a continuing or a one-time project to be financed by two or more appropriations, where the expenditures are not readily allocable to such appropriations initially. Figures in parentheses indicate minus amounts.

		TOTAL DURING FY 1956	PROGRAM YEAR 1956	PROGRAM YEAR 1955	PROGRAM YEAR 1954	PROGRAM YEAR 1953	PROGRAM YEAR 1952
1	Unobligated Balance, 1 July 1955:						
	(a) Available for New Obligations in FY 1956 (Corpus Only)	1,000,000	-	1,000,000	-	-	-
	(b) Available Only For Adjustment of Prior Years Obligations	18,361,114	-	3,872,994	205,040	14,282,223	857
2	Unliquidated Obligations, 1 July 1955	98,360,473	-	73,707,299	255,731	24,392,740	4,703
3	Unexpended Balance, 1 July 1955	117,721,587	-	78,580,293	460,771	38,674,963	5,560
4	Transfer of Corpus	-	1,000,000	(1,000,000)	-	-	-
5	Advances by Source Appropriation:						
6	"Major Procurement Other Than Aircraft, Air Force"	60,433,000	60,433,000	-	-	-	-
7	"Military Construction, Air Force"	176,000,000	176,000,000	-	-	-	-
8	"Maintenance and Operations, Air Force, 1955"	2,523,000	-	2,523,000	-	-	-
9	"Maintenance and Operations, Air Force, 1956"	17,499,000	17,499,000	-	-	-	-
10	"Research and Development, Air Force"	2,294,000	-	2,294,000	-	-	-
11	Miscellaneous Reimbursements	1,159	-	-	-	1,159	-
12	Total Advances by Source	258,750,159	253,932,000	4,817,000	-	1,159	-
13	Anticipated Reimbursement From Canada and U. S. Weather Bureau	350,100	350,100	-	-	-	-
14	Available for Fiscal Year 1956 Program (Lines 1(a), 4, 12, and 13)	255,282,100	255,282,100	-	-	-	-
15	Obligations Against Fiscal Year 1956 Program	244,173,016	244,173,016	-	-	-	-
16	Available For Adjustment of Prior Years Obligations (Lines 1(a&b), 4, and 12) FY's 1952 through 1955	23,179,273	-	8,689,994	205,040	14,283,382	857
17	Adjustment in Obligations of Prior Years	3,486,837	-	2,150,667	(105,464)	1,442,997	(1,363)
18	Total Available for Expenditure (Lines 3, 4, 12, and 13)	376,821,846	255,282,100	82,397,293	460,771	38,676,122	5,560
19	Expenditure Activity During FY 1956	232,351,837	147,008,365	70,357,322	138,342	14,848,022	(214)

TABLE 98 — ACTIVITY IN AIR FORCE MANAGEMENT FUNDS DURING FISCAL YEAR 1956 (CONTINUED)

(See first page of this table for headnotes.)

		TOTAL DURING FY 1956	PROGRAM YEAR 1956	PROGRAM YEAR 1955	PROGRAM YEAR 1954	PROGRAM YEAR 1953	PROGRAM YEAR 1952
20	Return of Prior Year Advances to Source Appropriation:						
21	"Aircraft and Related Procurement, Air Force"	(8,743,200)	-	-	-	(8,743,200)	-
22	"Major Procurement Other Than Aircraft, Air Force"	(8,126,000)	-	(5,605,000)	-	(2,521,000)	-
23	"Maintenance and Operations, Air Force, 1954"	(22,737)	-	-	(22,737)	-	-
24	"Research and Development, Air Force"	(73,966)	-	-	(72,603)	-	(1,363)
25	"Contingencies, Office of Secretary of Defense, 1954"	(145,207)	-	-	(145,207)	-	-
26	"Naval Petroleum Reserve No. 4, Navy"	(22,737)	-	-	(22,737)	-	-
27	"Research and Development, Army"	(22,737)	-	-	(22,737)	-	-
28	Miscellaneous Reimbursements	(1,305)	-	-	-	(1,305)	-
29	Total Returns During FY 1956	(17,157,889)	-	(5,605,000)	(286,021)	(11,265,505)	(1,363)
30	Transfer to Certified Claims Account:						
31	Unobligated Balance	820,556	-	-	24,483	796,073	-
32	Unliquidated Obligations	10,918,218	-	-	43,296	10,874,922	-
33	Unexpended Balance	11,738,774	-	-	67,779	11,670,995	-
34	Unobligated Balance 30 June 1956:						
(a)	Available for Fiscal Year 1957 Program (Corpus Only)	1,000,000	1,000,000	-	-	-	-
(b)	Available For Adjustment of Prior Years Obligations (Lines 14 Less 15, Plus 16, Less 17, Less 29, Less 31, Less Corpus)	11,823,075	10,109,084	934,327	-	778,807	857
35	Unliquidated Obligations, 30 June 1956 (Lines 2, 15 and 17, Less 19 and 32)	102,750,271	97,164,651	5,500,644	(31,371)	112,793	3,554
36	Unexpended Balance, 30 June 1956	115,573,346	108,273,735	6,434,971	(31,371)	891,600	4,411

Source: Financial Management Division, Directorate of Budget, DCS/Comptroller

INSTALLATIONS, CONSTRUCTION, MANAGEMENT AND PRESERVATION COST

The information contained in this section covers a variety of subject matter which has been grouped in the following major divisions:

Installations
Construction
Management and Preservation Cost

INSTALLATIONS

This section furnishes data on the number and types of installations under the jurisdiction of the USAF. The following definitions are applicable:

Operational: An installation the principal purpose of which is to support an operational mission in peace or in war.

Training: An installation the principal use of which is to support a training mission under the jurisdiction of one of the following:

Air Training Command
Air University
Reserve Training under Continental Air Command

Research and Test: An installation the principal use of which is to support a research or test mission.

Logistical: An installation the principal use of which is to support a logistic mission.

Industrial: Plants, airfields, and/or allied facilities controlled by the Air Force through ownership, lease, or permit which are operated under contract for production, modification, and/or research and development of aircraft and related procurement, and which fall under the jurisdiction and accountability of the Air Materiel Command.

Ancillary: An installation subordinate to or in support of an operational, training, research and test, logistical, or industrial installation.

Tenant on Other Services: An installation belonging to another United States Government service on which the Air Force conducts activities.

Active: An Air Force installation in use for the performance of an Air Force function.

Inactive: An Air Force installation not in use for the performance of an Air Force function.

CONSTRUCTION

This section relates to the progress of new construction for the USAF. The following definitions are applicable:

Authorized: The USAF Military Construction Program as approved by Congress.

Current Program: The scope and dollar amount deemed necessary for completion of a line item determined essential to the mission of the USAF.

Approved Program: Scope and dollar amount approved for implementation of construction and funding by appropriate authority of OSD and/or BOB through apportionment, or program clearance.

Operational Program: The scope and dollar amount released to USAF construction agencies as approved for construction, obligations, and expenditures for the completion of a line item.

MANAGEMENT AND PRESERVATION COST

This section shows the cost for management and preservation of USAF Installations:

Labor Cost: Costs of all personnel, regardless of the source, performing work attributable to Real Estate Facilities activities.

Materials and Supplies: For use in accomplishing the functions of maintenance, repair and operation of Real Estate Facilities.

Contract and Other: Lump sum and unit price work contracts administered by the installation for preservation and construction, utilities service contracts, and inspection and maintenance contracts administered by Major AF Command Headquarters.

TABLE 99 — USAF ACTIVE INSTALLATIONS BY TYPE AND COMMAND AS OF 30 JUNE 1956

COMMAND	TOTAL	OPERATIONAL	TRAINING	RESEARCH AND TEST	LOGISTICAL	OTHER 1/
TOTAL WORLD-WIDE	2,418	197	53	9	20	2,139
CONTINENTAL - TOTAL	1,500	86	52	8	16	1,338
Air Defense	299	29	-	-	-	270
Air Finance Division	1	-	-	-	-	1
Air Materiel	183	-	-	-	16	167
Air Proving Ground	48	1	-	1	-	46
Air Research and Development	58	-	-	7	-	51
Air Training	203	-	36	-	-	167
Air University	4	-	1	-	-	3
Continental Air	375	-	15	-	-	360
Headquarters Air Force	1	-	-	-	-	1
Headquarters	30	-	-	-	-	30
Military Air Transport Service	31	6	-	-	-	25
Strategic Air	204	35	-	-	-	169
Tactical Air	63	15	-	-	-	48
OVERSEAS - TOTAL	918	111	1	1	4	801
Alaskan Air	51	5	1	-	-	45
Air Defense	9	-	-	-	-	9
Air Materiel	38	-	-	-	4	34
Air Research & Development	39	-	-	1	-	38
Caribbean Air	32	1	-	-	-	31
Far East Air Forces	257	25	-	-	-	232
Joint U.S. Military Group	11	2	-	-	-	9
Military Air Transport Service	50	4	-	-	-	46
Northeast Air	43	8	-	-	-	35
Strategic Air	21	3	-	-	-	18
U.S. Air Forces in Europe	367	63	-	-	-	304

1/ Includes Industrial, Ancillary and Tenant on Other Service Installations per AFR 87-5.

SOURCE: Materiel Statistics Division, Directorate of Statistical Services, DCS/Comptroller.

TABLE 100 — USAF INSTALLATIONS BY TYPE AND GEOGRAPHICAL AREA AS OF 30 JUNE 1956

TYPE OF INSTALLATIONS	WORLD-WIDE		CONTINENTAL U. S.		OVERSEAS	
	Active	Inactive	Active	Inactive	Active	Inactive
TOTAL ALL TYPES	2,418	207	1,500	148	918	59
Total Selected Types 1/	279	-	162	-	117	-
Operational	197	-	86	-	111	-
Training	53	-	52	-	1	-
Research and Test	9	-	8	-	1	-
Logistical	20	-	16	-	4	-
Industrial, Ancillary, and Tenant On Other Services	2,139	207	1,338	148	801	59

1/ First four classifications per AFR 87-5.

SOURCE: Materiel Statistics Division, Directorate of Statistical Services, DCS/Comptroller.

Installations, Construction, Management & Preservation Cost

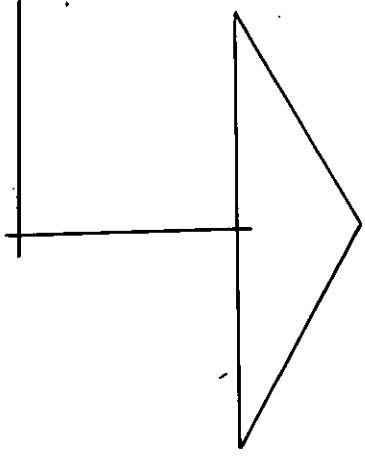

PART XIII

TABLE 101 — STATUS OF USAF MILITARY CONSTRUCTION PROGRAM
CUMULATIVE — FISCAL YEAR 1956 AND PRIOR

(Parentheses denote minus quantities)

AUTHORIZATION - PUBLIC LAW	CONGRESS	AUTHORIZED PROGRAM	CURRENT PROGRAM	APPROVED PROGRAM	OPERATING PROGRAM
TOTAL		$8,905,663,400	$7,541,252,337	$6,982,976,608	$6,959,841,877
PLANNING		176,555,926	176,555,926	176,424,965	174,548,120
MINOR CONSTRUCTION		20,000,000	20,000,000	20,000,000	20,000,000
PROGRAM ADJUSTMENT				(1,855,557)	
SUB-TOTAL		8,709,107,474	7,344,696,411	6,788,407,200	6,765,293,757
703	Act 2 Jul 40.	153,858,939	153,858,939	154,028,406	153,858,939
626	80/2.	1,097,000	894,006	877,887	894,006
30	81/1.	85,500,000	84,893,366	85,500,000	84,893,366
60	81/1.	37,465,000	37,346,400	37,449,650	37,346,400
415	81/1.	100,000,000	100,000,000	100,000,000	100,000,000
420	81/1.	59,166,775	54,635,490	53,891,506	54,635,490
211 (Title VIII Hsg).	81/1.	13,565,310	13,565,310	12,959,299	12,474,665
783	81/2.	32,694,645	32,694,645	6,421,664	6,161,245
564	81/2.	203,243,852	186,494,539	186,554,593	186,494,539
799	81/2.	57,500,000	57,500,000	57,500,000	57,500,000
838	81/2.	3,114,500	3,076,638	3,078,000	3,076,638
910	81/2.	883,050,791	880,440,593	867,383,598	879,946,133
155	82/1.	2,677,679,753	2,205,410,404	2,214,531,630	2,194,923,674
165 (Management Fund)	82/1.	101,000,000	97,882,500	101,000,000	97,882,500
534*	82/2.	1,697,604,764	1,343,151,935	1,331,917,452	1,274,725,768
209	83/1.	253,498,395	188,947,567	173,967,574	181,595,334
325 (AF Academy).	83/2.	126,000,000	35,338,000	35,338,000	35,274,000
534 (FY 55 Auth).	83/2.	854,547,000	753,701,552	649,969,647	690,331,017
765 (OSD Funds)	83/2.	50,224,060	29,830,000	29,830,000	29,830,000
765 (AF Funds).	83/2.	38,394,690	8,307,925	8,388,082	8,307,925
161 (FY 56 Funds)	84/1.	1,279,902,000	1,076,726,602	677,820,212	675,142,118

* $100,000,000 transferred to OSD for Family Housing included.

SOURCE: Materiel Statistics Division, Directorate of Statistical Services, DCS/Comptroller.

TABLE 102— PROGRESS OF USAF MILITARY CONSTRUCTION PROGRAM — FISCAL YEAR 1956
(In Millions Of Dollars)

(Parentheses denote minus quantities)

MONTH	AUTHORIZED 1/	AVAILABLE 1/	APPORTIONED	RELEASED	CONTRACT AWARD	OBLIGATED	EXPENDED
Cum Prior Years thru FY 55.	7,407	5,984	5,973	5,933	5,692	5,491	4,320
FY 56							
July 1955			6	9	31	32	68
August.			258	30	54	60	122
September			120	147	77	91	115
October			104	213	123	141	215
November.			215	124	125	104	94
December.			92	247	166	183	174
January			70	63	123	114	75
February.			11	31	59	78	62
March			59	53	110	104	116
April			33	39	74	86	75
May			37	40	56	47	82
June.			5	(15)	83	87	115
Cum FY 56			1,010	981	1,081	1,127	1,313
Cum Prior Years thru FY 56.	8,906	6,986	6,983	6,914	6,773	6,618	5,633

1/ Includes $51 million Mutual Security Agency funds and $9 million reimbursement funds.

SOURCE: Materiel Statistics Division, Directorate of Statistical Services, DCS/Comptroller.

TABLE 103 — REAL ESTATE FACILITIES MANAGEMENT AND PRESERVATION COST, BY COMMAND AS OF 30 JUNE 1956

(Thousands Of Dollars)

COMMAND	TOTAL	LABOR COST		MATERIAL AND SUPPLIES	CONTRACT AND OTHER
		Civilian	Military		
TOTAL WORLD-WIDE	518,815	185,629	56,261	90,406	186,519
TOTAL CONTINENTAL	329,986	144,323	33,901	45,957	105,805
Air Defense	39,006	15,403	3,696	4,837	15,070
Air Materiel	72,811	44,969	724	8,907	18,211
Air Proving Ground	7,800	3,150	993	1,337	2,320
Air Research and Development	20,449	8,903	1,047	2,357	8,142
Air University	4,055	1,594	580	602	1,279
Continental Air	8,087	3,498	486	1,316	2,787
Headquarters Air Force	369	28	-	1	340
Headquarters	2,639	782	328	433	1,096
Military Air Transport Service	19,244	6,477	2,446	3,218	7,103
Strategic Air	69,530	22,473	11,078	10,208	25,771
Tactical Air	21,344	7,094	2,910	3,312	8,028
Training	64,652	29,952	9,613	9,429	15,658
TOTAL OVERSEAS	188,829	41,306	22,360	44,449	80,714
Alaskan Air	27,633	9,137	3,203	11,197	4,096
Air Materiel	17,583	1,773	1,324	3,277	11,209
Caribbean Air	1,800	667	197	234	702
Far East Air Forces	44,957	7,385	3,885	8,017	25,670
Military Air Transport Service	7,648	2,721	927	2,353	1,647
Northeast Air	17,186	7,007	2,128	6,097	1,954
Strategic Air	16,059	2,491	3,329	1,732	8,507
U. S. Air Forces in Europe	55,963	10,125	7,367	11,542	26,929

SOURCE: Materiel Statistics Division, Directorate of Statistical Services, DCS/Comptroller.

TABLE 104 — REAL ESTATE FACILITIES MANAGEMENT AND PRESERVATION COST, BY MAJOR CATEGORY AS OF 30 JUNE 1956

(Thousands Of Dollars)

MAJOR CATEGORY	COST	% OF TOTAL
TOTAL WORLD-WIDE	518,816	100
Special Projects	90,486	17
Heat Plants and Systems	82,340	16
Undistributed Costs	78,238	15
Electric Plants and Systems	58,689	11
Fire Protection and Crash Rescue	50,370	10
Buildings and Structures	46,307	9
Miscellaneous Operating	21,029	4
Janitorial and Custodial Services	18,680	4
Water Plants and Systems	16,109	3
Building Equipment	13,365	3
Grounds	12,899	2
Other Services	11,256	2
Roads and Railroads	7,247	1
Sewer Plants and Systems	5,336	1
Airfield Pavement	3,512	1
Storage and Distribution System	2,442	1
Gas Plants and Systems	464	-
Packaging and Crating	47	-

SOURCE: Materiel Statistics Division, Directorate of Statistical Services, DCS/Comptroller.

Mutual Defense Assistance Program

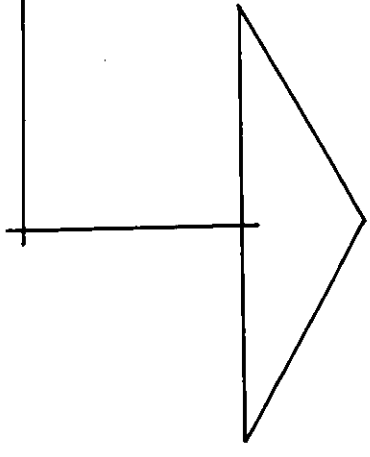

PART XIV

MUTUAL DEFENSE ASSISTANCE PROGRAM (MDAP)

DEFINITIONS — The following definitions apply to the terms used herein:

GRANT AID - Military Assistance furnished gratuitously to eligible foreign countries, funded through annual appropriation by Congress.

REIMBURSABLE AID - Military assistance provided to eligible foreign countries which has been ordered and paid for by the recipient country.

OFF-SHORE PROCUREMENT - Purchase of Military Equipment, Components, and supplies from non-domestic sources of production.

MDAP AIRCRAFT - Aircraft in foreign countries currently supported by the USAF under the Mutual Defense Assistance Program plus those which the USAF may be called upon tc support in the future.

AIRCRAFT ATTRITION - Aircraft lost from MDAP inventories by reason of accident, obsolescence, or in combat.

MOBILE TRAINING TEAMS - A group of qualified personnel organized and equipped to provide training instruction, guidance, or assistance to MDA recipient countries.

TECHNICAL REPRESENTATIVES - Civilian technical specialists obtained on a formal contract basis from manufacturers of Air Force equipment or other concerns to provide instruction or guidance in the operation and maintenance of newly designed or complicated equipment to MDA recipient countries, and whose skills are not available from military sources.

SPACE - Represents one man-course completed by one student in one class covering a specific subject of instruction.

MDAP (MUTUAL DEFENSE ASSISTANCE PROGRAM) EMPLOYEES: Category of civilian personnel engaged in activities required in carrying out the Mutual Defense Assistance Program as administered by the Air Force. Employment is thus in terms of work units such as man-month equivalent.

434177 O - 57 - 15

[redacted]

TABLE 105 — MDA GRANT AID PROGRAM BY RECIPIENT COUNTRY
CUMULATIVE ACCOMPLISHMENT THROUGH FISCAL YEAR 1956
(In Thousands of Dollars)

(For comparative purposes to the previous fiscal year table, see Table 108, SD FY 55.)

Country	Cumulative Program Fiscal Year 1950-1956	Cumulative Deliveries Fiscal Year 1950-1955	DELIVERIES BY QUARTER Fiscal Year 1956 First Quarter	Second Quarter	Third Quarter	Fourth Quarter	Cumulative Deliveries Fiscal Year 1950-1956
Value of Grant Aid - Total	6,459,814	2,905,710	178,957	168,314	224,342	758,440	4,235,763
Value of Materiel - Total	5,686,366	2,318,383	153,864	141,780	208,707	728,555	3,551,289
Europe - Total	3,985,411	1,575,772	107,869	95,572	161,460	541,382	2,482,055
Belgium	315,608	161,266	22,999	7,784	10,852	56,894	259,795
Belgium (OSP)	24,000	-	-	-	-	-	-
Denmark	137,721	71,869	1,438	600	4,645	6,116	84,668
Fed. Rep. Germany	422,722	-	-	-	-	-	-
Fed. Rep. Germany (OSP)	4,683	-	-	-	-	-	-
Stockpile "B"	145,954	-	-	-	-	77,402	77,402
France	633,192	344,010	26,034	22,336	37,787	126,596	556,763
France (Bud. Support)	60,408	54,636	-	(346)	-	-	54,290
France (Mark IV)	86,540	9,702	4,193	12,565	23,079	19,604	69,143
France (Lisbon)	56,400	56,400	-	-	-	-	56,400
Italy	406,494	179,015	1,841	14,730	23,160	93,935	312,681
Italy (OSP)	29,592	-	-	480	11,061	10,666	22,207
Netherlands	260,060	114,442	32,294	8,619	18,993	67,455	241,803
Netherlands (OSP)	600	-	-	-	-	-	-
Norway	237,887	103,288	7,350	9,094	19,208	10,003	148,943
Norway (OSP)	667	-	-	-	-	-	-
Portugal	81,926	45,847	715	488	1,484	8,181	56,715
Spain	129,884	14,343	1,525	4,994	10,762	11,547	43,171
United Kingdom	412,391	302,726	6,107	(200)	1,687	7,844	318,164
United Kingdom (OSP)	243,699	4,554	-	12,937	(3,921)	42,527	56,097
Yugoslavia	245,321	113,674	3,373	1,491	2,663	2,504	123,705
Yugoslavia (OSP)	6,250	-	-	-	-	108	108
Special Projects	43,412	-	-	-	-	-	-
Near East - Total	560,029	257,554	5,714	3,352	10,699	52,097	329,416
Greece	180,106	101,589	2,691	744	4,239	21,485	130,748
Greece (OSP)	6,023	4,106	-	-	17	11	4,134
Iran	9,781	6,154	240	164	170	601	7,329
Pakistan	53,661	1,108	3	41	1,263	9,380	11,795
Turkey (Part I)	295,719	144,597	2,780	(2,277)	4,673	20,105	169,878
Turkey (Part II)	11,882	-	-	4,680	337	515	5,532
Special Projects	2,857	-	-	-	-	-	-
Asia - Total	1,065,710	451,302	39,127	41,460	35,510	127,639	695,038
French Exp Command	5,960	-	-	-	-	-	-
French Indo-China	158,379	163,451	(1,106)	(1,558)	(1,115)	(2,223)	157,449
French Indo-China (Lisbon)	3,600	4,086	-	(486)	-	-	3,600
Japan	207,148	9,315	11,679	7,688	7,517	27,073	63,272
Korea	58,152	2,064	1,280	10,231	5,162	14,772	33,509
Philippines	56,492	17,281	1,613	1,258	561	547	21,260
Taiwan (Formosa)	486,877	213,248	23,454	20,714	19,455	78,084	354,955
Thailand	74,889	41,857	2,207	3,604	2,170	6,263	56,101
Vietnam	6,332	-	-	9	1,760	3,123	4,892
Special Projects	7,881	-	-	-	-	-	-
Western Hemis. - Total	75,216	33,755	1,154	1,396	1,038	7,437	44,780
Brazil	13,970	8,849	179	216	363	1,798	11,405
Chile	15,723	7,064	138	157	73	820	8,252
Colombia	10,377	4,999	20	295	159	583	6,056
Cuba	9,673	1,282	15	3	63	919	2,282
Dominican Republic	3,587	1,142	22	420	68	695	2,347
Ecuador	5,701	2,524	439	232	81	841	4,117
Peru	10,909	6,333	336	14	123	1,280	8,086
Uruguay	5,276	1,562	5	59	108	501	2,235
Special Projects	-	-	-	-	-	-	-
Value of Services	773,448	587,327	25,093	26,534	15,635	29,885	684,474
Europe - Total	511,099	405,289	28,678	18,390	1,428	10,315	464,100
Near East - Total	84,388	69,587	3,321	4,247	(746)	2,789	79,198
Asia - Total	125,767	67,252	13,861	6,223	7,782	391	95,509
Western Hemisphere - Total	13,575	3,507	620	322	3,034	(435)	7,048
World-Wide Undistributed	38,619	41,692	(21,387	(2,648)	4,137	15,825	38,619

NOTE: Parentheses denote minus quantities.

SOURCE: Materiel Statistics Division, Directorate of Statistical Services, DCS/Comptroller.

[redacted]

TABLE 106 — MDA GRANT AID PROGRAM BY MATERIEL CATEGORY
CUMULATIVE ACCOMPLISHMENT THROUGH FISCAL YEAR 1956
(In Thousands of Dollars)

(For comparative purposes to the previous fiscal year table, see Table 109, Statistical Digest FY 55.)

Category	Cumulative Program Fiscal Year 1950-1956	Cumulative Deliveries Fiscal Year 1950-1955	DELIVERIES BY QUARTER Fiscal Year 1956 First Quarter	Second Quarter	Third Quarter	Fourth Quarter	Cumulative Deliveries Fiscal Year 1950-1956
TOTAL	6,459,814	2,905,710	178,957	168,314	224,342	758,440	4,235,763
VALUE OF MATERIEL - TOTAL	5,686,366	2,318,383	153,864	141,780	208,707	728,555	3,551,289
Acft, Spares & Spare Parts	3,697,748	1,450,000	167,443	97,504	152,097	477,542	2,344,586
Ships & Harbor Craft	616	580	-	-	-	6	586
Vehicles	136,865	68,794	2,300	827	6,367	16,241	94,529
Artillery	48,716	16,547	355	1	7	28,143	45,053
Weapons	24,258	23,111	(11,289)	140	(281)	2,773	14,454
Ammunition	461,382	292,170	29,674	14,364	6,253	19,285	361,746
Elect. & Com. Equip	505,660	175,580	13,996	2,311	1,065	63,203	256,155
Major Materiel Hand Equip	2,900	2,276	(37)	-	(21)	87	2,305
Construction Equipment	26,029	20,536	(132)	206	929	3,007	24,546
Training Equipment	41,575	21,975	(5,496)	52	2,868	4,182	23,581
Shop and Utilities Equip	45,551	2,643	14,578	312	1,273	18,627	37,433
Photographic Equipment	14,931	237	3,264	(92)	218	4,842	8,469
POL	8,254	4,456	4	5	11	(2)	4,474
Medical Equip & Supp	1,885	377	-	121	5	61	564
Org Base & Maint Equip	93,384	105,617	(64,988)	336	8,222	17,642	66,829
Special Projects	54,150	-	-	-	-	-	-
Offshore Procurement	522,462	133,484	4,192	25,693	29,694	72,916	265,979
VALUE OF SERVICES - TOTAL	773,448	587,327	25,093	26,534	15,635	29,885	684,474

NOTE: Parentheses denote minus quantities. Project Budget categories have been revised.

SOURCE: Materiel Statistics Division, Directorate of Statistical Services, DCS/Comptroller.

TABLE 107 — REIMBURSABLE MILITARY ASSISTANCE PROGRAM BY MATERIEL CATEGORY
CUMULATIVE ACCOMPLISHMENT THROUGH FISCAL YEAR 1956
(In Thousands of Dollars)

(For comparative purposes to the previous fiscal year table, see Table 110, Statistical Digest FY 55.)

Category	Cumulative Program Fiscal Year 1950-1956	Cumulative Deliveries Fiscal Year 1950-1955	DELIVERIES BY QUARTER Fiscal Year 1956 First Quarter	Second Quarter	Third Quarter	Fourth Quarter	Cumulative Deliveries Fiscal Year 1950-1956
TOTAL	370,986	251,113	13,381	16,281	7,452	9,107	297,334
Acft, Spares & Equip	331,791	227,769	11,440	14,989	6,307	7,079	267,584
Vehicles	77	64	1	(1)	1	7	72
Weapons	490	257	2	3	(8)	4	258
Ammunition	9,404	7,225	1	419	325	637	8,607
Elect. & Com. Equip	14,925	7,713	112	62	312	200	8,399
Training Equipment	3,085	1,797	224	69	4	118	2,212
POL	8,304	4,965	1,588	703	26	970	8,252
Org Base & Maint Equip	2,897	1,323	13	37	485	92	1,950
Vehicles Materiel Hand. Equip	13	-	-	-	-	-	-

NOTE: Parentheses denote minus quantities.

SOURCE: Materiel Statistics Division, Directorate of Statistical Services, DCS/Comptroller.

[redacted]

TABLE 108 – AIRCRAFT DELIVERIES TO MDAP COUNTRIES, BY AREA
GRANT AID AND OFFSHORE PROCUREMENT
FISCAL YEAR 1956 AND PRIOR

(Parentheses denote minus quantities)

TYPE, MODEL, AND SERIES	CUMULATIVE DELIVERIES AS OF 30 JUNE 55	DELIVERIES DURING FY 1956				
		First Quarter	Second Quarter	Third Quarter	Fourth Quarter	TOTAL FY 56
GRAND TOTAL	6,421	483	372	568	764	2,187
EUROPE - TOTAL	4,018	289	273	437	375	1,374
Belgium	375	40	20	34	14	108
F-84E	21	-	-	-	-	-
F-84F	15	33	17	36	33	119
F-84G	213	-	-	-	(19)	(19)
F-86K	-	-	-	-	-	-
RF-84F	10	7	1	1	1	10
RT-33A	-	-	2	(1)	(1)	-
C-119F	18	-	-	(10)	-	(10)
C-119G	22	-	-	-	-	-
T-6D	16	-	-	-	-	-
T-33A	30	-	-	8	-	8
Harvard MK IV	30	-	-	-	-	-
Denmark	180	-	6	14	12	32
PBY-5A	2	-	-	-	-	-
F-84E	6	-	-	-	-	-
F-84G	159	-	6	14	12	32
T-6D	1	-	-	-	-	-
T-33A	12	-	-	-	-	-
France	1,193	55	71	137	130	393
F-84E	46	-	-	-	-	-
F-84F	106	16	29	54	71	170
F-84G	328	-	-	-	(10)	(10)
RF-84F	-	11	14	9	13	47
RT-33A	-	3	-	-	-	3
C-45	1	-	-	-	-	-
C-47	49	-	-	-	-	-
T-6D	119	-	-	-	-	-
T-6G	62	-	-	-	-	-
T-33A	72	3	1	13	1	18
Harvard MK IV	51	-	-	-	-	-
MD-450	185	-	-	-	-	-
Vampire 5	35	-	-	-	-	-
Vampire 53	75	-	-	-	-	-
Mystere (MD-452)	29	22	27	61	55	165
Morane 733	25	-	-	-	-	-
Sipa 12	10	-	-	-	-	-
Italy	631	6	40	78	107	231
F-47D	75	-	-	-	-	-
F-51D	100	-	-	-	-	-
F-86E (Ship Sets)	-	-	-	3	15	18
F-84F	-	-	15	30	50	95
F-84G	257	-	-	-	(5)	(5)
F-86K	-	6	8	17	9	40
YF-86K	-	-	-	-	-	-
RF-84F	-	-	11	12	37	60
RT-33A	-	-	1	1	-	2
C-119G	40	-	-	-	-	-
T-6D	20	-	-	-	-	-
T-6G	30	-	-	-	-	-
T-33A	39	-	5	15	1	21
Harvard MK IV	70	-	-	-	-	-
Netherlands	277	74	39	40	33	186
F-84E	21	-	-	-	-	-
F-84F	11	39	15	38	36	128
F-84G	167	-	-	(10)	(14)	(24)
F-86K	-	19	19	11	9	58
RF-84F	4	12	1	1	2	16
RT-33A	-	2	-	-	-	2
C-47	16	-	-	-	-	-
T-7	28	-	-	-	-	-
T-33A	30	2	4	-	-	6

[redacted]

TABLE 108 – AIRCRAFT DELIVERIES TO MDAP COUNTRIES, BY AREA GRANT AID AND OFFSHORE PROCUREMENT FISCAL YEAR 1956 AND PRIOR (CONTINUED)

(Parentheses denote minus quantities)

TYPE, MODEL, AND SERIES	CUMULATIVE DELIVERIES AS OF 30 JUNE 55	DELIVERIES DURING FY 1956				
		First Quarter	Second Quarter	Third Quarter	Fourth Quarter	TOTAL FY 56
Norway	244	11	39	14	8	72
PBY-5A	6	-	-	-	-	-
F-84E	6	-	-	-	-	-
F-84G	204	-	-	(8)	-	(8)
F-86F	-	-	-	-	-	-
F-86K	-	8	28	19	3	58
RF-84F	-	-	12	3	5	20
C-47	10	-	-	-	-	-
C-119F	-	-	-	-	-	-
T-33A	18	3	(1)	-	-	2
H-19B	-	-	-	-	-	-
Portugal	139	-	10	8	13	31
F-47D	50	-	-	-	-	-
F-84G	59	-	9	-	13	22
SA-16	3	-	-	-	-	-
T-6G	20	-	-	-	-	-
T-33A	6	-	1	8	-	9
H-19A	1	-	-	-	-	-
Spain	91	11	19	36	22	88
F-86F	-	7	18	22	16	63
SA-16A	2	-	-	3	1	4
C-47	-	-	-	-	5	5
C-119F	-	-	-	10	-	10
T-6D	60	-	-	-	-	-
T-33A	26	4	-	-	-	4
H-19B	3	-	1	1	-	2
United Kingdom	569	73	30	76	36	215
B-29	84	-	-	-	-	-
P2V-5	52	-	-	-	-	-
F-86E	60	-	-	-	-	-
F-86E (Ship Sets)	370	-	-	(3)	(15)	(18)
RB-29	3	-	-	-	-	-
Hawker Hunter	-	73	30	79	51	233
Yugoslavia	319	19	(1)	-	-	18
F-47D	126	-	-	-	-	-
F-84G	135	-	(1)	-	-	(1)
RT-33A	3	19	-	-	-	19
C-47	20	-	-	-	-	-
T-33A	25	-	-	-	-	-
HE-MK-IV	10	-	-	-	-	-
NEAR EAST - TOTAL	853	35	12	33	99	179
Greece	311	20	2	10	41	73
F-84G	182	-	1	-	13	14
RF-84F	-	-	-	-	16	16
RT-33A	20	1	-	-	-	1
T-6G	17	-	-	-	-	-
T-33A	26	3	1	-	-	4
F-86E	66	16	-	10	12	38
Iran	48	-	4	-	2	6
T-6D	5	-	-	-	-	-
T-13	2	-	-	-	-	-
T-33A	-	-	-	-	2	2
L-4	5	-	-	-	-	-
LT-6G	36	-	4	-	-	4
Pakistan	6	-	-	9	31	40
F-86F	-	-	-	-	30	30
T-33A	6	-	-	8	-	8
RT-33A	-	-	-	1	1	2

TABLE 108 – AIRCRAFT DELIVERIES TO MDAP COUNTRIES, BY AREA GRANT AID AND OFFSHORE PROCUREMENT FISCAL YEAR 1956 AND PRIOR (CONTINUED)

(Parentheses denote minus quantities)

TYPE, MODEL, AND SERIES	CUMULATIVE DELIVERIES AS OF 30 JUNE 55	DELIVERIES DURING FY 1956				
		First Quarter	Second Quarter	Third Quarter	Fourth Quarter	TOTAL FY 56
Turkey	488	15	6	14	25	60
F-84G	361	-	-	(1)	1	-
RF-84F	-	-	-	-	17	17
RT-33A	19	4	-	-	-	4
T-6G	-	-	-	-	-	3
T-33A	39	-	3	-	-	-
F-86E	69	11	3	15	7	36
ASIA - TOTAL	1,419	159	87	98	290	634
Indo-China	394	(10)	(10)	(3)	(25)	(53)
B-26	72	-	-	-	-	-
F-8F	199	(10)	(10)	(8)	-	(28)
RB-26	8	-	-	-	-	-
C-45	6	-	-	-	-	-
C-47	75	-	-	-	(25)	(25)
C-119G	3	-	-	-	-	-
H-19A	-	-	-	-	-	-
H-19B	25	-	-	-	-	-
L-20	6	-	-	-	-	-
Japan	105	106	27	19	211	363
F-86F	-	-	16	15	83	114
F-86F (Ship Sets)	-	-	-	-	63	63
C-46D	16	2	6	4	2	14
T-6D	20	-	-	-	-	-
T-6F	-	-	-	-	-	-
T-6G	45	62	3	-	-	65
T-33A	24	42	2	-	-	44
T-33A (Ship Sets)	-	-	-	-	63	63
Korea	16	25	38	31	42	136
F-51D	10	-	-	-	-	-
F-86F	-	-	30	13	42	85
C-46D	6	2	8	-	-	10
T-6D	-	13	-	11	-	24
T-6F	-	-	-	7	-	7
T-33A	-	10	-	-	-	10
H-19B	-	-	-	-	-	-
Philippines	136	14	-	-	-	14
F-51D	114	12	-	-	-	12
F-86F	-	-	-	-	-	-
C-47	4	-	-	-	-	-
T-6G	-	-	-	-	-	-
T-33A	4	2	-	-	-	2
L-5	9	-	-	-	-	-
H-19A	5	-	-	-	-	-
Taiwan	550	11	22	48	37	118
PBY-5A	12	-	-	-	-	-
P4Y-2	38	-	-	-	-	-
F-47N	195	-	-	-	-	-
F-84G	169	-	-	-	-	-
F-86F	75	7	20	45	24	96
RF-51	18	-	-	-	-	-
RF-84F	-	-	2	3	13	18
RF-86F	5	-	-	-	-	-
RT-33A	9	-	-	-	-	-
SA-16A	-	-	-	-	-	-
T-33A	25	4	-	-	-	4
H-19B	4	-	-	-	-	-
Thailand	218	13	10	8	-	31
F-8F	179	10	10	8	-	28
F-84G	-	-	-	-	-	-
RT-33A	-	3	-	-	-	3
C-47	3	-	-	-	-	-
T-6F	30	-	-	-	-	-
T-6G	-	-	-	-	-	-
T-33A	6	-	-	-	-	-
H-19A	-	-	-	-	-	-

TABLE 108 – AIRCRAFT DELIVERIES TO MDAP COUNTRIES, BY AREA
GRANT AID AND OFFSHORE PROCUREMENT
FISCAL YEAR 1956 AND PRIOR (CONTINUED)

(Parentheses denote minus quantities)

TYPE, MODEL, AND SERIES	CUMULATIVE DELIVERIES AS OF 30 JUNE 55	DELIVERIES DURING FY 1956				
		First Quarter	Second Quarter	Third Quarter	Fourth Quarter	TOTAL FY 56
Vietnam	-	-	-	-	25	25
F-8F	-	-	-	-	-	-
C-47	-	-	-	-	25	25
T-6G	-	-	-	-	-	-
L-19	-	-	-	-	-	-
WESTERN HEMISPHERE - TOTAL	131	-	-	-	-	-
Brazil	30	-	-	-	-	-
F-47D	25	-	-	-	-	-
RB-17	2	-	-	-	-	-
SB-17	2	-	-	-	-	-
TB-17	1	-	-	-	-	-
T-33A	-	-	-	-	-	-
H-19B	-	-	-	-	-	-
Chile	27	-	-	-	-	-
B-26	10	-	-	-	-	-
F-47D	17	-	-	-	-	-
T-6G	-	-	-	-	-	-
T-33A	-	-	-	-	-	-
Colombia	21	-	-	-	-	-
B-26	7	-	-	-	-	-
F-47D	14	-	-	-	-	-
T-33A	-	-	-	-	-	-
Cuba	5	-	-	-	-	-
B-26	-	-	-	-	-	-
C-47	5	-	-	-	-	-
T-33A	-	-	-	-	-	-
Ecuador	18	-	-	-	-	-
F-47D	11	-	-	-	-	-
T-6D	7	-	-	-	-	-
T-33A	-	-	-	-	-	-
Peru	20	-	-	-	-	-
B-26	8	-	-	-	-	-
F-47D	12	-	-	-	-	-
T-33A	-	-	-	-	-	-
Uruguay	10	-	-	-	-	-
T-6D	10	-	-	-	-	-
T-6G	-	-	-	-	-	-
T-33A	-	-	-	-	-	-

SOURCE: Materiel Statistics Division, Directorate of Statistical Services, DCS/Comptroller.

TABLE 109 – AIRCRAFT DELIVERIES TO COUNTRIES UNDER THE REIMBURSABLE MILITARY ASSISTANCE PROGRAM FISCAL YEARS 1950 THROUGH 1956

TYPE, MODEL, AND SERIES	CUMULATIVE DELIVERIES AS OF 30 JUNE 56	FY 51	FY 52	FY 53	FY 54	FY 55	FY 56
TOTAL	872	112	73	100	99	112	376
BOMBER	14	-	-	-	5	6	3
B-25	5	-	-	-	5	-	-
B-26	9	-	-	-	-	6	3
FIGHTER	211	100	5	48	23	10	25
F-47D	73	-	5	48	20	-	-
F-47N	10	-	-	-	3	-	7
F-51D	110	100	-	-	-	10	-
F-86F	18	-	-	-	-	-	18
CARGO	93	-	-	26	14	19	34
C-45F	17	-	-	-	-	-	17
C-47	3	-	-	-	3	-	-
C-82	12	-	-	-	-	12	-
C-119F	35	-	-	26	9	-	-
C-119G	26	-	-	-	2	7	17
TRAINER	525	12	64	20	57	61	311
T-6D	80	-	-	-	30	50	-
T-6G	311	-	-	-	-	-	311
T-11	10	6	4	-	-	-	-
T-33A	36	6	14	-	8	8	-
T-35	10	-	-	6	4	-	-
TB-17	3	-	-	-	-	3	-
TB-25	75	-	46	14	15	-	-
COMMUNICATIONS	21	-	4	6	-	8	3
L-19A	6	-	-	6	-	-	-
H-13G	2	-	-	-	-	2	-
H-21A	6	-	-	-	-	6	-
H-21B	3	-	-	-	-	-	3
H-23A	4	-	4	-	-	-	-
MISCELLANEOUS	8	-	-	-	-	8	-
RB-17	6	-	-	-	-	6	-
SB-17	2	-	-	-	-	2	-

NOTE: FY 50 no deliveries.

SOURCE: Materiel Statistics Division, Directorate of Statistical Services, DCS/Comptroller.

TABLE 110 – MDAP AIRCRAFT INVENTORY BY TYPE AND MODEL QUARTERLY, FISCAL YEAR 1956

TYPE AND MODEL	30 SEPTEMBER 1955			31 DECEMBER 1955			31 MARCH 1956			30 JUNE 1956		
	TOTAL	ACTIVE	IN-ACTIVE	TOTAL	ACTIVE	IN-ACTIVE	TOTAL	ACTIVE	IN-ACTIVE	TOTAL	ACTIVE	IN-ACTIVE
AIRCRAFT - TOTAL	6441	5130	1311	6703	5141	1562	7042	5161	1881	7514	5519	1995
BOMBER	274	209	65	220	157	63	218	148	70	208	148	60
B-25	75	46	29	73	42	31	73	38	35	67	39	28
B-26	75	71	4	26	24	2	24	22	2	23	23	-
B-29	6	1	5	6	1	5	6	1	5	3	1	2
PBY-5	34	23	11	33	24	9	33	20	13	33	21	12
P2V-5	51	38	13	50	37	13	50	37	13	50	34	16
P4Y-2	33	30	3	32	29	3	32	30	2	32	30	2
FIGHTER	3465	2692	773	3650	2690	960	3911	2652	1259	4293	2952	1341
F-47	253	173	80	252	144	108	229	109	120	184	118	66
F-51	179	172	7	172	140	32	174	63	111	169	65	104
F-84	1997	1555	442	2036	1502	534	2111	1503	608	2275	1647	628
F-86	611	414	197	737	505	232	875	582	293	1062	675	387
F-8F	250	236	14	233	223	10	212	163	49	208	160	48
Hawker-Hunter	138	106	32	169	126	43	212	152	60	242	170	72
Mystere (MD 452)	37	36	1	51	50	1	98	80	18	153	117	36
RECONNAISSANCE	107	74	33	149	104	45	178	139	39	253	180	73
RB-17	4	4	-	4	4	-	4	4	-	4	4	-
RB-25	-	-	-	-	-	-	-	-	-	-	-	-
RB-26	6	6	-	-	-	-	-	-	-	-	-	-
RB-29	3	3	-	3	3	-	3	3	-	3	3	-
RF-51	-	-	-	-	-	-	-	-	-	-	-	-
RF-84	31	4	27	59	16	43	82	46	36	156	91	65
RF-86	5	4	1	5	4	1	7	6	1	7	5	2
RT-33	58	53	5	78	77	1	78	76	2	79	73	6
RLT-6	-	-	-	-	-	-	4	4	-	4	4	-
SEARCH AND RESCUE	13	12	1	13	12	1	15	14	1	16	15	1
SA-16	5	4	1	5	4	1	7	6	1	8	7	1
SB-17	8	8	-	8	8	-	8	8	-	8	8	-
CARGO	566	492	74	576	489	87	572	484	88	592	496	96
C-45	10	10	-	11	11	-	10	10	-	10	10	-
C-46	148	121	27	158	120	38	160	126	34	162	131	31
C-47	344	308	36	339	300	39	328	284	44	344	289	55
C-54	2	2	-	2	2	-	2	2	-	2	2	-
C-119	62	51	11	66	56	10	72	62	10	74	64	10
TRAINER	1928	1575	353	1988	1610	378	2029	1645	384	2035	1642	393
T-6	1194	985	209	1221	990	231	1218	970	248	1203	940	263
LT-6	34	34	-	30	30	-	32	32	-	32	32	-
T-11	120	52	68	118	55	63	118	75	43	118	72	46
T-33	429	384	45	470	419	51	512	444	68	534	473	61
TB-17	4	4	-	4	4	-	4	4	-	4	4	-
TF-51	6	6	-	6	6	-	6	6	-	6	6	-
Mark IV (HVD)	141	110	31	139	106	33	139	114	25	138	115	23
COMMUNICATION	88	76	12	107	79	28	119	79	40	117	86	31
L-19	40	32	8	59	39	20	75	39	36	75	47	28
L-20	16	13	3	16	10	6	12	9	3	11	9	2
H-19	32	31	1	32	30	2	32	31	1	31	30	1

SOURCE: Materiel Statistics Division, Directorate of Statistical Services, DCS/Comptroller.

TABLE III – MDAP AIRCRAFT INVENTORY BY COUNTRY – BY TYPE AND MODEL QUARTERLY, FISCAL YEAR 1956

COUNTRY Type and Model	30 Sep 55			31 Dec 55			31 Mar 56			30 Jun 56		
	Total	Active	In-Active	Total	Active	In-Active	Total	Active	In-Active	Total	Active	In-Active
AIRCRAFT - TOTAL	6441	5130	1311	6703	5141	1562	7042	5161	1881	7514	5519	1995
EUROPE - TOTAL	2971	2162	809	3195	2234	961	3506	2395	1111	3877	2653	1224
Belgium	354	210	144	360	188	172	383	219	164	391	231	160
F-84E	18	15	3	18	18	-	17	17	-	8	7	1
F-84F	8	8	-	14	13	1	39	38	1	86	83	3
F-84G	165	81	84	163	53	110	155	53	102	121	24	97
RF-84F	4	4	-	6	6	-	7	7	-	11	11	-
RT-33	-	-	-	1	1	-	-	-	-	-	-	-
T-6	80	36	44	80	32	48	80	32	48	79	34	45
T-33	30	17	13	30	17	13	37	24	13	38	24	14
MK IV (Hvd)	27	27	-	26	26	-	26	26	-	26	26	-
C-119	22	22	-	22	22	-	22	22	-	22	22	-
Denmark	136	122	14	143	125	18	147	129	18	151	135	16
PBY-5	1	1	-	1	1	-	1	1	-	1	1	-
F-84G	124	111	13	131	113	18	135	117	18	139	123	16
T-33	11	10	1	11	11	-	11	11	-	11	11	-
France	729	468	261	791	523	268	898	561	337	1010	682	328
F-84E	27	18	9	27	18	9	27	22	5	27	24	3
F-84F	122	21	101	143	44	99	193	77	116	262	146	116
F-84G	234	176	58	233	175	58	226	151	75	202	119	83
Mystere (MD 452)	37	36	1	51	50	1	98	80	18	153	117	36
RF-84F	11	-	11	25	7	18	33	16	17	46	31	15
RT-33	3	-	3	3	3	-	3	3	-	3	2	1
C-47	32	31	1	45	41	4	45	29	16	44	26	18
T-6	150	116	34	148	115	33	147	108	39	143	113	30
T-33	62	47	15	65	47	18	75	45	30	79	61	18
MK IV (Hvd)	51	23	28	51	23	28	51	30	21	51	43	8
Italy	383	329	54	413	314	99	475	359	116	606	436	170
F-84F	-	-	-	15	3	12	28	14	14	90	81	9
F-84G	203	167	36	199	143	56	191	113	78	183	88	95
F-86E	-	-	-	-	-	-	9	9	-	35	35	-
F-86K	-	-	-	11	9	2	26	26	-	40	40	-
RF-84	-	-	-	11	2	9	23	17	6	60	22	38
RT-33	-	-	-	-	-	-	2	2	-	2	2	-
C-119	40	29	11	40	30	10	40	30	10	40	30	10
T-6	42	39	3	41	39	2	41	40	1	41	41	-
T-33	35	34	1	34	31	3	53	50	3	54	51	3
MK IV (Hvd)	63	60	3	62	57	5	62	58	4	61	46	15
Netherlands	226	145	81	266	148	118	308	176	132	359	226	133
F-84E	11	11	-	11	11	-	11	11	-	11	6	5
F-84F	31	3	28	55	16	39	84	36	48	136	113	23
F-84G	122	88	34	106	69	37	96	65	31	84	25	59
F-86K	-	-	-	25	2	23	47	11	36	56	26	30
RF-84	16	-	16	17	1	16	18	5	13	20	8	12
RT-33	2	2	-	2	2	-	2	2	-	2	2	-
C-47	16	15	1	16	16	-	16	16	-	16	15	1
T-33	28	26	2	34	31	3	34	30	4	34	31	3
Norway	212	212	-	218	218	-	230	230	-	253	253	-
PBY-5	6	6	-	6	6	-	6	6	-	6	6	-
F-84E	6	6	-	6	6	-	6	6	-	6	6	-
F-84G	160	160	-	156	156	-	150	150	-	147	147	-
F-86K	3	3	-	12	12	-	30	30	-	43	43	-
RF-84	-	-	-	-	-	-	-	-	-	12	12	-
C-47	10	10	-	10	10	-	10	10	-	9	9	-
C-119	-	-	-	-	-	-	-	-	-	2	2	-
T-6	7	7	-	8	8	-	8	8	-	8	8	-
T-33	20	20	-	20	20	-	20	20	-	20	20	-
Portugal	97	84	13	102	87	15	106	94	12	121	103	18
F-84G	41	35	6	47	40	7	46	41	5	59	53	6
SA-16	3	2	1	3	2	1	3	2	1	3	2	1
SB-17	4	4	-	4	4	-	4	4	-	4	4	-
C-54	2	2	-	2	2	-	2	2	-	2	2	-
T-6	40	34	6	38	31	7	37	31	6	37	27	10
T-33	6	6	-	7	7	-	13	13	-	15	14	1
H-19	1	1	-	1	1	-	1	1	-	1	1	-

TABLE III – MDAP AIRCRAFT INVENTORY BY COUNTRY – BY TYPE AND MODEL
QUARTERLY, FISCAL YEAR 1956 (CONTINUED)

COUNTRY Type and Model	30 Sep 55			31 Dec 55			31 Mar 56			30 Jun 56		
	Total	Active	In-Active	Total	Active	In-Active	Total	Active	In-Active	Total	Active	In-Active
Spain	104	104	-	124	124	-	149	149	-	172	172	-
F-86F	12	12	-	28	28	-	44	44	-	61	61	-
SA-16	2	2	-	2	2	-	4	4	-	5	5	-
C-47	-	-	-	-	-	-	-	-	-	5	5	-
C-119	-	-	-	4	4	-	10	10	-	10	10	-
T-6	57	57	-	57	57	-	57	57	-	57	57	-
T-33	29	29	-	29	29	-	29	29	-	29	29	-
H-19	4	4	-	4	4	-	5	5	-	5	5	-
United Kingdom	560	318	242	589	327	262	622	312	310	629	259	370
B-29	6	1	5	6	1	5	6	1	5	3	1	2
P2V-5	51	38	13	50	37	13	50	37	13	50	34	16
F-86E	362	170	192	361	160	201	351	119	232	331	51	280
Hawker Hunter	138	106	32	169	126	43	212	152	60	242	170	72
RB-29	3	3	-	3	3	-	3	3	-	3	3	-
Yugoslavia	170	170	-	189	180	9	188	166	22	185	156	29
F-84G	123	123	-	123	115	8	122	102	20	119	92	27
F-86E	-	-	-	-	-	-	-	-	-	2	2	-
RT-33	3	3	-	22	22	-	22	22	-	21	21	-
C-47	19	19	-	19	19	-	19	19	-	19	19	-
T-33	25	25	-	25	24	1	25	23	2	24	22	2
NEAR EAST - TOTAL	1241	1045	196	1256	1044	212	1265	1049	216	1339	1022	317
Greece	409	349	60	406	344	62	411	354	57	431	357	74
F-84G	145	122	23	143	120	23	143	124	19	152	134	18
F-86E	77	75	2	75	73	2	83	75	8	95	75	20
RT-33	19	18	1	19	18	1	18	17	1	18	16	2
C-47	50	37	13	51	36	15	50	39	11	50	41	9
T-6	85	68	17	84	69	15	83	71	12	82	63	19
T-33	33	29	4	34	28	6	34	28	6	34	28	6
Iran	64	64	-	63	63	-	65	65	-	71	71	-
C-47	4	4	-	4	4	-	4	4	-	4	4	-
T-6	26	26	-	29	29	-	25	25	-	25	25	-
LT-6	34	34	-	30	30	-	32	32	-	32	32	-
RLT-6	-	-	-	-	-	-	4	4	-	4	4	-
T-33	-	-	-	-	-	-	-	-	-	6	6	-
Turkey	716	580	136	734	602	132	739	597	142	747	546	201
F-84G	310	274	36	303	263	40	303	246	57	306	239	67
F-86E	75	74	1	88	86	2	88	73	15	95	74	21
RT-33	22	21	1	22	22	-	22	21	1	22	20	2
C-47	75	58	17	74	58	16	74	59	15	74	58	16
T-6	84	75	9	96	87	9	102	95	7	101	54	47
T-11	106	41	65	104	44	60	104	64	40	104	61	43
T-33	44	37	7	47	42	5	46	39	7	45	40	5
Pakistan	52	52	-	53	35	18	50	33	17	90	48	42
F-86F	-	-	-	-	-	-	-	-	-	30	-	30
RT-33	-	-	-	-	-	-	-	-	-	2	2	-
T-6	46	46	-	47	29	18	44	27	17	44	32	12
T-33	6	6	-	6	6	-	6	6	-	14	14	-
ASIA - TOTAL	1692	1553	139	1713	1502	211	1727	1371	356	1764	1478	286
Indo China	261	238	23	163	142	21	127	74	53	54	50	4
B-26	50	46	4	2	-	2	-	-	-	-	-	-
F-8F	98	84	14	87	77	10	72	23	49	2	-	2
RB-26	6	6	-	-	-	-	-	-	-	-	-	-
C-45	1	1	-	2	2	-	1	1	-	1	1	-
C-47	72	71	1	38	37	1	25	25	-	24	24	-
L-20	16	13	3	16	10	6	12	9	3	11	9	2
H-19	18	17	1	18	16	2	17	16	1	16	16	-
Japan	159	159	-	227	218	9	245	218	27	274	241	33
F-86F	-	-	-	7	7	-	20	20	-	43	39	4
C-46	20	20	-	25	16	9	28	17	11	30	18	12
T-6	102	102	-	129	129	-	129	113	16	129	121	8
T-33	37	37	-	66	66	-	68	68	-	72	63	9

[redacted]

TABLE III – MDAP AIRCRAFT INVENTORY BY COUNTRY – BY TYPE AND MODEL QUARTERLY, FISCAL YEAR 1956 (CONTINUED)

COUNTRY Type and Model	30 Sep 55			31 Dec 55			31 Mar 56			30 Jun 56		
	Total	Active	In-Active	Total	Active	In-Active	Total	Active	In-Active	Total	Active	In-Active
Korea	138	138	-	160	160	-	186	97	89	217	133	84
F-51	69	69	-	70	70	-	72	-	72	67	-	67
F-86F	-	-	-	13	13	-	38	38	-	76	76	-
C-46	11	11	-	16	16	-	16	16	-	16	16	-
T-6	30	30	-	31	31	-	31	29	2	30	28	2
T-33	9	9	-	9	9	-	8	8	-	7	7	-
TF-51	6	6	-	6	6	-	6	6	-	6	6	-
L-19	13	13	-	15	15	-	15	-	15	15	-	15
Philippines	144	144	-	139	114	25	138	106	32	136	106	30
F-51	88	88	-	83	58	25	83	51	32	83	53	30
C-47	17	17	-	17	17	-	17	17	-	17	17	-
T-6	28	28	-	28	28	-	27	27	-	25	25	-
T-33	6	6	-	6	6	-	6	6	-	6	6	-
H-19	5	5	-	5	5	-	5	5	-	5	5	-
Taiwan (NGRC or Formosa)	663	555	108	671	535	136	666	534	132	639	570	69
B-25	14	14	-	14	14	-	14	14	-	14	14	-
PBY-5	11	11	-	10	10	-	10	9	1	10	8	2
P4Y-2	33	30	3	32	29	3	32	30	2	32	30	2
F-47	74	50	24	68	29	39	43	-	43	-	-	-
F-84G	147	136	11	143	126	17	139	120	19	137	137	-
F-86F	82	80	2	105	103	2	127	125	2	144	143	1
RF-84	-	-	-	-	-	-	1	1	-	7	7	-
RF-86	5	4	1	5	4	1	7	6	1	7	5	2
RT-33	6	6	-	6	6	-	6	6	-	6	5	1
C-46	117	90	27	117	88	29	116	93	23	116	97	19
C-47	26	23	3	26	23	3	26	26	-	26	22	4
T-6	118	82	36	116	76	40	116	78	38	111	74	37
T-33	26	25	1	25	23	2	25	22	3	25	25	-
H-19	4	4	-	4	4	-	4	4	-	4	3	1
Thailand	294	294	-	287	287	-	281	281	-	275	275	-
F-8F	152	152	-	146	146	-	140	140	-	137	137	-
RT-33	3	3	-	3	3	-	3	3	-	3	3	-
C-45	6	6	-	6	6	-	6	6	-	6	6	-
C-47	10	10	-	10	10	-	11	11	-	9	9	-
T-6	117	117	-	116	116	-	115	115	-	114	114	-
T-33	6	6	-	6	6	-	6	6	-	6	6	-
Vietnam	33	25	8	66	46	20	84	61	23	169	103	66
F-8F	-	-	-	-	-	-	-	-	-	69	23	46
C-45	3	3	-	3	3	-	3	3	-	3	3	-
C-47	3	3	-	19	19	-	21	19	2	37	30	7
L-19	27	19	8	44	24	20	60	39	21	60	47	13
WESTERN HEMISPHERE TOTAL	537	370	167	539	361	178	544	346	198	534	366	168
Brazil	139	57	82	139	50	89	139	53	86	139	61	78
B-25	32	11	21	32	9	23	32	7	25	32	8	24
PBY-5	11	5	6	11	5	6	11	4	7	11	6	5
F-47	44	13	31	44	11	33	44	13	31	44	15	29
RB-17	4	4	-	4	4	-	4	4	-	4	4	-
SB-17	4	4	-	4	4	-	4	4	-	4	4	-
TB-17	4	4	-	4	4	-	4	4	-	4	4	-
T-6	40	16	24	40	13	27	40	17	23	40	20	20
Chile	86	47	39	85	45	40	86	40	46	79	45	34
B-25	8	6	2	8	2	6	8	2	6	2	2	-
B-26	10	10	-	10	10	-	10	9	1	9	9	-
PBY-5	5	-	5	5	2	3	5	-	5	5	-	5
F-47	17	4	13	17	4	13	17	4	13	17	8	9
T-6	40	24	16	39	24	15	40	22	18	40	23	17
T-11	6	3	3	6	3	3	6	3	3	6	3	3
Colombia	52	52	-	50	50	-	50	50	-	49	49	-
B-25	2	2	-	1	1	-	1	1	-	1	1	-
B-26	7	7	-	6	6	-	6	6	-	6	6	-
F-47	18	18	-	18	18	-	18	18	-	18	18	-
T-6	19	19	-	19	19	-	19	19	-	19	19	-
T-33	6	6	-	6	6	-	6	6	-	5	5	-

[redacted]

TABLE III – MDAP AIRCRAFT INVENTORY BY COUNTRY – BY TYPE AND MODEL QUARTERLY, FISCAL YEAR 1956 (CONTINUED)

COUNTRY Type and Model	30 Sep 55			31 Dec 55			31 Mar 56			30 Jun 56		
	Total	Active	In-Active	Total	Active	In-Active	Total	Active	In-Active	Total	Active	In-Active
Cuba	47	45	2	47	45	2	47	43	4	46	41	5
B-25	4	4	-	4	4	-	4	4	-	4	4	-
F-47	21	19	2	21	19	2	21	17	4	20	15	5
C-47	10	10	-	10	10	-	10	10	-	10	10	-
T-6	8	8	-	8	8	-	8	8	-	8	8	-
T-33	4	4	-	4	4	-	4	4	-	4	4	-
Dominican Republic	22	22	-	22	22	-	21	21	-	21	21	-
F-47	22	22	-	22	22	-	21	21	-	21	21	-
Ecuador	33	26	7	33	25	8	30	21	9	30	24	6
F-47	18	13	5	18	12	6	18	10	8	17	13	4
T-6	15	13	2	15	13	2	12	11	1	13	11	2
Peru	95	67	28	103	73	30	112	68	44	111	75	36
B-25	6	2	4	5	5	-	6	4	2	6	4	2
B-26	8	8	-	8	8	-	8	7	1	8	8	-
F-86F	-	-	-	12	12	-	12	12	-	11	10	1
F-47	39	34	5	44	29	15	47	26	21	47	28	19
T-6	36	18	18	28	13	15	33	13	20	33	19	14
T-33	6	5	1	6	6	-	6	6	-	6	6	-
Uruguay	63	54	9	60	51	9	59	50	9	59	50	9
B-25	9	7	2	9	7	2	8	6	2	8	6	2
F-51	22	15	7	19	12	7	19	12	7	19	12	7
T-6	24	24	-	24	24	-	24	24	-	24	24	-
T-11	8	8	-	8	8	-	8	8	-	8	8	-

SOURCE: Materiel Statistics Division, Directorate of Statistical Services, DCS/Comptroller.

[redacted]

TABLE 112 — MDAP AIRCRAFT FLYING HOURS BY TYPE AND MODEL
QUARTERLY — FISCAL YEAR 1956

TYPE AND MODEL	HOURS FLOWN				
	TOTAL	FIRST QUARTER	SECOND QUARTER	THIRD QUARTER	FOURTH QUARTER
TOTAL	1,364,799	357,626	321,251	305,171	380,751
BOMBER	54,885	15,795	13,999	11,419	13,672
B-25	10,700	3,054	2,688	1,949	3,009
B-26	7,372	3,487	1,789	918	1,178
B-29	297	85	75	61	76
PBY-5	8,231	2,060	2,342	1,838	1,991
P2V-5	17,170	4,132	4,178	4,596	4,264
P4Y-2	11,115	2,977	2,927	2,057	3,154
FIGHTER	574,100	167,342	125,192	122,129	159,437
F-47	20,337	11,306	4,956	1,612	2,463
F-51	21,584	6,787	4,772	4,923	5,102
F-84	368,691	109,429	78,788	77,195	103,279
F-86	86,493	22,046	20,425	19,798	24,224
F8F	36,988	11,872	9,094	8,598	7,424
Hawker Hunter	29,709	4,262	5,184	8,764	11,499
Mystere (MD-452)	10,298	1,640	1,973	1,239	5,446
RECONNAISSANCE	23,970	4,214	4,876	5,001	9,879
RB-17	1,582	392	489	281	420
RB-25	46	46	-	-	-
RB-26	84	84	-	-	-
RB-29	893	253	225	187	228
RF-84	3,626	11	267	817	2,531
RF-86	1,446	381	370	218	477
RT-33	15,520	3,047	3,525	3,190	5,758
RLT-6	773	-	-	308	465
SEARCH AND RESCUE	4,205	1,001	854	807	1,543
SB-17	1,293	318	240	219	516
SA-16	2,912	683	614	588	1,027
CARGO	174,657	46,458	44,758	40,312	43,129
C-45	1,135	159	374	300	302
C-46	49,037	10,779	13,255	12,804	12,199
C-47	106,855	31,397	26,680	22,846	25,932
C-54	1,491	329	383	328	451
C-119	16,139	3,794	4,066	4,034	4,245
TRAINER	508,805	116,634	126,512	120,591	145,068
T-6	321,904	71,308	81,491	77,726	91,379
LT-6G	13,340	3,560	3,881	2,233	3,666
T-11	11,462	3,866	2,646	1,954	2,996
T-17	3,247	3,247	-	-	-
T-33	118,119	26,050	29,083	28,643	34,343
TB-17	1,669	506	375	266	522
MK IV (HVD)	38,411	7,877	8,875	9,671	11,988
TF-51	653	220	161	98	174
COMMUNICATION	24,177	6,182	5,060	4,912	8,023
L-4	1,053	1,053	-	-	-
L-5	796	796	-	-	-
L-19	12,970	2,091	2,741	2,956	5,182
L-20	3,427	948	937	853	689
H-19	5,931	1,294	1,382	1,103	2,152

SOURCE: Materiel Statistics Division, Directorate of Statistical Services, DCS/Comptroller.

[redacted]

TABLE 113 – MDAP AIRCRAFT FLYING HOURS BY AREA AND COUNTRY
FISCAL YEAR 1956

COUNTRY	TOTAL	FIRST QUARTER	SECOND QUARTER	THIRD QUARTER	FOURTH QUARTER
TOTAL MDAP	1,364,799	357,626	321,251	305,171	380,751
TOTAL EUROPE	585,685	153,003	133,489	131,947	167,246
BELGIUM	52,215	16,861	10,340	12,291	12,723
F-84E	5,214	1,223	1,441	1,375	1,175
F-84F	4,378	98	379	874	3,027
F-84G	17,670	8,936	3,625	3,138	1,971
RF-84F	628	11	134	156	327
RT-33	9	-	-	9	-
T-6	6,568	1,793	1,089	2,373	1,313
T-33	5,795	1,838	1,204	1,049	1,704
MK IV (Hvd)	6,302	1,581	1,221	1,958	1,542
C-119	5,651	1,381	1,247	1,359	1,664
DENMARK	41,413	10,545	9,318	9,068	12,482
PBY-5	633	187	138	149	159
F-84G	37,199	9,472	8,241	8,019	11,467
T-33	3,581	886	939	900	856
FRANCE	179,214	37,864	46,514	41,823	53,013
F-84E	6,535	2,586	1,374	964	1,611
F-84F	7,434	233	915	1,501	4,785
F-84G	51,014	17,025	13,400	10,869	9,720
Mystere (MD-452)	10,298	1,640	1,973	1,239	5,446
RF-84F	1,781	-	132	438	1,211
RT-33	646	-	7	354	285
C-47	15,431	3,466	5,090	3,251	3,624
T-6	55,834	8,504	16,260	15,045	16,025
T-33	13,809	2,222	4,198	3,717	3,672
MK IV (Hvd)	16,432	2,188	3,165	4,445	6,634
ITALY	84,093	23,978	18,912	18,812	22,391
F-84F	1,437	-	7	362	1,068
F-84G	31,895	12,883	6,342	6,346	6,324
F-86E	1,149	-	-	179	970
F-86K	1,165	-	57	322	786
RF-84	773	-	-	194	579
RT-33	5	-	-	5	-
C-119	10,488	2,413	2,819	2,675	2,581
T-6	9,955	1,695	2,740	2,743	2,777
T-33	11,549	2,879	2,458	2,718	3,494
MK IV (Hvd)	15,677	4,108	4,489	3,268	3,812
NETHERLANDS	34,282	9,002	6,554	7,618	11,108
F-84E	2,279	742	503	526	508
F-84F	4,628	13	286	945	3,384
F-84G	13,998	5,041	3,194	3,183	2,580
F-86K	704	-	2	82	620
RF-84	231	-	1	15	215
RT-33	257	17	59	65	116
C-47	4,773	1,366	993	1,214	1,200
T-33	7,412	1,823	1,516	1,588	2,485
NORWAY	38,776	11,254	7,271	8,659	11,592
PBY-5	1,686	395	273	542	476
F-84E	1,374	441	260	359	314
F-84G	22,464	7,311	4,267	4,429	6,457
F-86K	1,677	12	145	477	1,043
RF-84	3	-	-	-	3
C-47	5,633	1,680	1,216	1,199	1,538
T-6	543	21	42	287	193
T-33	5,396	1,394	1,068	1,366	1,568
PORTUGAL	25,973	6,168	5,196	6,485	8,124
F-84G	9,858	1,513	1,811	2,825	3,709
SA-16	267	72	59	25	111
SB-17	1,179	358	234	250	337
C-54	1,491	329	383	328	451
T-6	10,949	3,622	2,422	2,557	2,348
T-33	2,147	259	279	473	1,136
H-19	82	15	8	27	32
SPAIN	20,590	3,281	5,323	3,266	8,720
F-86F	2,323	64	267	716	1,276
SA-16	1,026	246	181	194	405
C-47	132	-	-	-	132
T-6	10,772	2,247	3,303	1,334	3,888
T-33	4,960	655	1,346	908	2,051
H-19	1,377	69	226	114	968

[redacted]

TABLE 113 – MDAP AIRCRAFT FLYING HOURS BY AREA AND COUNTRY
FISCAL YEAR 1956 (CONTINUED)

COUNTRY	TOTAL	FIRST QUARTER	SECOND QUARTER	THIRD QUARTER	FOURTH QUARTER
UNITED KINGDOM	74,415	19,887	17,404	18,925	18,199
B-29	297	85	75	61	76
P2V-5	17,170	4,132	4,178	4,596	4,264
F-86E	26,346	11,155	7,742	5,317	2,132
Hawker Hunter	29,709	4,262	5,184	8,764	11,499
RB-29	893	253	225	187	228
YUGOSLAVIA	34,714	14,163	6,657	5,000	8,894
F-47	4,173	4,173	-	-	-
F-84G	18,036	6,142	3,977	2,992	4,925
RT-33	2,810	378	382	554	1,496
C-47	4,321	1,377	978	615	1,351
T-33	5,374	2,093	1,320	839	1,122
TOTAL NEAR EAST	274,733	74,236	60,497	56,595	83,405
GREECE	121,946	31,189	28,883	26,547	35,327
F-84G	38,328	10,765	8,639	7,815	11,109
F-86E	14,039	2,986	3,662	3,640	3,751
RT-33	4,872	1,133	1,251	982	1,506
C-47	9,864	2,720	2,304	2,088	2,752
T-6	37,424	8,557	9,122	7,920	11,825
T-33	17,419	5,028	3,905	4,102	4,384
IRAN	26,786	8,595	6,605	4,845	6,741
F-47	682	682	-	-	-
C-47	2,204	671	558	523	452
L-4	1,053	1,053	-	-	-
T-6	8,676	2,629	2,166	1,781	2,100
LT-6	13,340	3,560	3,881	2,233	3,666
RLT-6	773	-	-	308	465
T-33	58	-	-	-	58
TURKEY	117,146	32,787	22,953	23,125	38,281
F-84G	55,355	15,173	9,536	11,094	19,562
F-86E	11,785	2,805	2,204	2,492	4,284
RT-33	3,690	794	831	677	1,388
C-47	18,378	5,501	4,692	3,356	4,829
T-6	10,040	3,903	1,692	1,916	2,529
T-11	9,169	3,160	2,051	1,342	2,616
T-33	8,719	1,451	1,947	2,248	3,073
PAKISTAN	8,855	1,665	2,056	2,078	3,056
RT-33	14	-	-	-	14
T-6	7,007	1,474	1,673	1,506	2,354
T-33	1,834	191	383	572	688
TOTAL ASIA	434,751	110,466	108,717	104,429	111,139
INDO CHINA	33,457	15,788	7,506	6,371	3,792
B-26	1,994	1,663	331	-	-
F-8F	8,292	2,941	2,757	2,024	570
RB-26	84	84	-	-	-
C-45	198	25	53	94	26
C-47	16,133	9,261	2,555	2,622	1,695
L-20	3,427	948	937	853	689
H-19	3,329	866	873	778	812
JAPAN	60,217	14,354	14,727	11,957	19,179
F-86F	1,005	-	55	236	714
C-46	7,071	1,712	1,931	1,693	1,735
T-6	42,708	10,894	10,347	7,355	14,112
T-33	9,433	1,748	2,394	2,673	2,618
KOREA	51,414	9,055	13,389	14,009	14,961
F-51	11,822	3,541	3,120	2,479	2,682
F-86F	2,602	-	52	915	1,635
C-46	3,648	573	1,107	954	1,014
T-6	22,422	3,304	5,852	6,669	6,597
T-33	2,637	189	786	874	788
TF-51	653	220	161	98	174
L-19	7,630	1,228	2,311	2,020	2,071
PHILIPPINES	22,033	6,044	4,879	5,697	5,413
F-51	7,304	2,198	1,227	2,040	1,839
C-47	6,393	1,518	1,443	1,564	1,868
T-6	5,213	1,470	1,337	1,361	1,045
T-33	1,973	-	754	657	562
H-19	455	163	118	75	99
L-5	695	695	-	-	-

[redacted]

TABLE 113 – MDAP AIRCRAFT FLYING HOURS BY AREA AND COUNTRY
FISCAL YEAR 1956 (CONTINUED)

COUNTRY	TOTAL	FIRST QUARTER	SECOND QUARTER	THIRD QUARTER	FOURTH QUARTER
TAIWAN (NGRC or FORMOSA)	195,104	48,446	50,837	46,837	48,984
B-25	3,065	552	774	799	940
PBY-5	4,276	985	1,323	1,071	897
P4Y-2	11,115	2,977	2,927	2,057	3,154
F-47	5,934	3,674	1,989	271	-
F-84G	39,585	9,832	10,591	9,579	9,583
F-86F	23,047	5,024	6,042	5,338	6,643
RF-84	210	-	-	14	196
RF-86	1,446	381	370	218	477
RT-33	2,949	655	935	499	860
C-46	38,318	8,494	10,217	10,157	9,450
C-47	9,721	1,939	2,419	2,604	2,759
T-6	38,175	7,460	9,387	10,869	10,459
T-33	13,181	2,898	3,706	3,252	3,325
T-17	3,247	3,247	-	-	-
H-19	789	282	157	109	241
RB-25	46	46	-	-	-
THAILAND	58,404	15,786	14,087	16,527	12,004
F8F	27,029	8,931	6,337	6,574	5,187
RT-33	268	70	60	45	93
C-45	330	67	71	62	130
C-47	2,441	587	644	637	573
T-6	26,959	5,865	6,607	8,901	5,586
T-33	1,377	266	368	308	435
VIETNAM	14,122	993	3,292	3,031	6,806
F-8F	1,667	-	-	-	1,667
C-45	607	67	250	144	146
C-47	6,508	63	2,612	1,951	1,882
L-19	5,340	863	430	936	3,111
TOTAL WESTERN HEMISPHERE	69,630	19,921	18,548	12,200	18,961
BRAZIL	18,158	5,485	4,556	2,957	5,160
B-25	3,620	1,506	1,038	455	621
PBY-5	1,388	493	360	76	459
F-47	2,919	751	866	399	903
RB-17	1,582	392	489	281	420
SB-17	1,733	325	380	338	690
TB-17	1,669	506	375	266	522
T-6	5,247	1,512	1,048	1,142	1,545
CHILE	13,762	3,532	4,193	2,855	3,182
B-25	768	160	89	298	221
B-26	2,449	642	854	445	508
PBY-5	248	-	248	-	-
F-47	1,063	291	453	163	156
T-6	7,825	2,077	2,101	1,499	2,148
T-11	1,409	362	448	450	149
COLOMBIA	4,373	1,068	776	802	1,727
B-25	40	35	5	-	-
B-26	1,326	354	316	288	368
F-47	25	15	-	4	6
T-6	2,159	498	297	225	1,139
T-33	823	166	158	285	214
CUBA	7,151	1,798	1,603	1,757	1,993
B-25	410	62	94	93	161
F-47	609	139	87	158	225
C-47	4,923	1,248	1,176	1,222	1,277
T-6	937	285	177	225	250
T-33	272	64	69	59	80
DOMINICAN REPUBLIC	511	113	197	126	75
F-47	511	113	197	126	75
ECUADOR	4,595	978	1,508	1,182	927
F-47	1,223	281	509	132	301
T-6	3,372	697	999	1,050	626

434177 O - 57 - 16

[redacted]

TABLE 113 — MDAP AIRCRAFT FLYING HOURS BY AREA AND COUNTRY FISCAL YEAR 1956 (CONTINUED)

COUNTRY	TOTAL	FIRST QUARTER	SECOND QUARTER	THIRD QUARTER	FOURTH QUARTER
PERU	10,328	3,498	3,034	903	2,893
B-25	536	246	62	23	205
B-26	1,603	828	288	185	302
F-86F	651	-	197	84	370
F-47	3,198	1,187	855	359	797
T-6	3,970	1,237	1,347	197	1,189
T-33	370	-	285	55	30
URUGUAY	10,752	3,449	2,681	1,618	3,004
B-25	2,261	493	626	281	861
F-51	2,458	1,048	425	404	581
T-6	5,149	1,564	1,483	771	1,331
T-11	884	344	147	162	231

SOURCE: Materiel Statistics Division, Directorate of Statistical Services, DCS/Comptroller.

[redacted]

TABLE 114 – MDAP AIRCRAFT ATTRITION BY TYPE AND MODEL
FISCAL YEAR 1956

TYPE AND MODEL	TOTAL	operational	NON-OPERATIONAL	COMBAT
TOTAL	538	393	145	-
BOMBER	22	12	10	-
B-25	9	3	6	-
B-26	5	5	-	-
B-29	4	1	3	-
PBY-5	1	1	-	-
P2V-5	1	1	-	-
P4Y-2	2	1	1	-
FIGHTER	404	284	120	-
F-47	126	12	114	-
F-51	18	17	1	-
F-84	171	166	5	-
F-86	50	50	-	-
F-8F	29	29	-	-
Mystere (MD-452)	5	5	-	-
HWK Hunter	5	5	-	-
RECONNAISSANCE	4	4	-	-
RT-33	4	4	-	-
CARGO	17	12	5	-
C-45	6	2	4	-
C-46	1	1	-	-
C-47	10	9	1	-
TRAINER	81	72	9	-
T-6	56	49	7	-
T-17	3	1	2	-
T-33	12	12	-	-
Mark-IV (HVD)	6	6	-	-
LT-6G	4	4	-	-
COMMUNICATION	10	9	1	-
L-5	3	2	1	-
L-20	6	6	-	-
H-19	1	1	-	-

SOURCE: Materiel Statistics Division, Directorate of Statistical Services, DCS/Comptroller.

TABLE 115 – MDAP GRANT AID FORMAL TRAINING PROGRAM – NUMBER OF SPACES COMPLETED, BY TYPE OF TRAINING AND RECIPIENT COUNTRY, CUMULATIVE FISCAL YEARS 1950 THROUGH 1956

RECIPIENT	FORMAL TRAINING COMPLETED IN THE ZONE OF INTERIOR							FORMAL TRAINING COMPLETED OVERSEAS				
	Total Spaces Completed World Wide	Total Spaces ZI	Pilot	Other Flying	Aircraft and Aero Equip Maint	Electronics and Communications	Other Training	Total Spaces OS	Flying Other Than Pilot 1/	Aircraft and Aero Equip Maint	Electronics and Communications	Other Training
WORLD - WIDE	30,993	19,296	3,201	2,136	4,849	3,648	5,462	11,697	1,783	2,842	3,947	3,125
EUROPEAN AREA	17,172	12,345	2,884	1,783	3,129	2,060	2,489	4,827	892	1,958	1,075	902
Belgium	1,617	1,268	394	189	102	299	284	349	61	124	98	66
Denmark	1,140	838	314	159	71	203	91	302	23	26	191	62
Fed Rep Germany	8	8	-	-	-	8	-	-	-	-	-	-
France	5,897	4,567	1,258	773	1,547	391	598	1,330	308	778	57	187
Italy	1,935	1,204	134	139	344	199	388	731	45	283	194	209
Netherlands	1,916	1,117	367	198	95	148	309	799	26	344	222	207
Norway	2,016	1,337	298	141	297	255	346	679	103	313	117	146
Portugal	615	427	27	37	118	156	89	188	71	29	76	12
Spain	1,247	941	8	44	416	190	283	306	197	54	50	5
United Kingdom	885	328	84	78	33	99	34	57	39	-	18	-
Yugoslavia	396	310	-	25	106	112	67	86	19	7	52	8
NEAR EAST	2,627	1,770	95	108	704	326	537	857	288	135	273	161
Greece	774	568	-	41	192	178	157	206	31	55	70	50
Iran	458	428	26	8	200	67	127	30	26	1	-	3
Pakistan	160	49	-	20	-	-	29	111	48	37	14	12
Turkey	1,235	725	69	39	312	81	224	510	183	42	189	96
ASIA	10,295	4,282	106	138	887	1,227	1,924	6,013	603	749	2,599	2,062
Indo-China	-	-	-	-	-	-	-	-	-	-	-	-
Japan	3,327	706	-	36	125	120	425	2,621	521	526	1,279	295
Korea	4,086	982	29	12	171	206	564	3,104	82	182	1,177	1,663
Philippines	819	650	3	14	143	169	321	169	-	15	139	15
Taiwan	1,236	1,160	64	47	114	672	263	76	-	26	-	50
Thailand	475	438	10	19	132	55	222	37	-	-	4	33
Vietnam	352	346	-	10	202	5	129	6	-	-	-	6
WESTERN HEMISPHERE	899	899	116	107	129	35	512	-	-	-	-	-
Brazil	97	97	-	-	3	22	72	-	-	-	-	-
Chile	102	102	32	5	9	1	55	-	-	-	-	-
Colombia	283	283	31	47	47	6	152	-	-	-	-	-
Cuba	96	96	27	15	11	-	43	-	-	-	-	-
Dominican Republic	34	34	-	8	14	-	12	-	-	-	-	-
Ecuador	62	62	8	1	2	-	51	-	-	-	-	-
Guatemala	13	13	3	2	-	-	8	-	-	-	-	-
Haiti	1	1	-	-	-	-	1	-	-	-	-	-
Honduras	11	11	2	-	-	-	9	-	-	-	-	-
Nicaragua	45	45	4	6	21	-	14	-	-	-	-	-
Peru	151	151	9	23	20	6	93	-	-	-	-	-
Uruguay	4	4	-	-	2	-	2	-	-	-	-	-

1/ All Comprehensive Pilot Training is given in the Zone of Interior.

SOURCE: Materiel Statistics Division, Directorate of Statistical Services, DCS/Comptroller.

TABLE 116 – MDA GRANT AID TRAINING PROGRAM – MOBILE TRAINING TEAMS, FURNISHED BY NUMBER OF TEAMS, PERSONNEL, MAN MONTHS, AND RECIPIENT COUNTRY
CUMULATIVE, FISCAL YEARS 1950–1956

RECIPIENT	WORLD WIDE			ZONE OF INTERIOR 1/			OVERSEAS 1/		
	Teams	Personnel	Man Months	Teams	Personnel	Man Months	Teams	Personnel	Man Months
WORLD WIDE	937	3,504	14,999	257	1,261	6,556	680	2,243	8,443
EUROPE	543	1,830	7,958	139	688	3,649	404	1,142	4,309
Belgium	98	211	1,286	18	33	196	80	178	1,090
Denmark	59	229	596	7	18	80	52	211	516
Fed Rep Germany	2	32	204	2	32	204	-	-	-
France	72	294	1,339	32	194	960	40	100	379
Italy	85	378	1,551	22	136	686	63	242	865
Netherlands	76	191	990	17	78	542	59	113	448
Norway	30	90	410	11	47	273	19	43	137
Portugal	41	94	409	5	18	98	36	76	311
Spain	57	172	587	16	40	143	41	132	444
United Kingdom	8	79	429	6	73	411	2	6	18
Yugoslavia	15	60	157	3	19	56	12	41	101
NEAR EAST	188	678	2,879	46	227	1,200	142	451	1,679
Greece	64	186	930	10	60	440	54	126	490
Iran	22	118	608	3	26	138	19	92	470
Pakistan	13	54	133	2	16	48	11	38	85
Turkey	89	320	1,208	31	125	574	58	195	634
ASIA	198	967	4,110	64	317	1,655	134	650	2,455
Indo-China	20	90	378	8	59	326	12	31	52
Japan	17	126	554	8	39	143	9	87	411
Korea	-	-	-	-	-	-	-	-	-
Philippines	7	40	82	3	19	52	4	21	30
Taiwan	116	623	2,765	35	173	999	81	450	1,766
Thailand	36	85	328	9	26	134	27	59	194
Vietnam	2	3	3	1	1	1	1	2	2
WESTERN HEMISPHERE	8	29	52	8	29	52	-	-	-
Chile	2	16	24	2	16	24	-	-	-
Cuba	2	6	3	2	6	3	-	-	-
Dominican Republic	3	6	22	3	6	22	-	-	-
Peru	1	1	3	1	1	3	-	-	-

1/ Indicates the geographic area from which personnel was organized into Mobile Training Teams to provide training instruction, guidance, and/or assistance to MDAP recipient countries. All instruction given by Mobile Training Teams is performed overseas.

TABLE 117 – MDA GRANT AID TRAINING PROGRAM – TECHNICAL REPRESENTATIVES COMPLETING ASSIGNMENTS, BY RECIPIENT AREA
CUMULATIVE, FISCAL YEARS 1950–1956

RECIPIENT AREA	Number of Technical Representatives Who Have Completed Assignments	Man Months Used To Complete Assignments
WORLD WIDE	777	7,200
Europe	604	5,758
Near East	113	1,039
Asia	59	399
Western Hemisphere	1	4

SOURCE: Materiel Statistics Division, Directorate of Statistical Services, DCS/Comptroller.

TABLE 118 — USAF CIVILIAN PERSONNEL IN SALARIED AND WAGE BOARD GROUPS EMPLOYED UNDER MUTUAL DEFENSE ASSISTANCE PROGRAM (MDAP) — FY 1956

GROUP BY LOCATION	JUL (1955)	AUG	SEP	OCT	NOV	DEC	JAN (1956)	FEB	MAR	APR	MAY	JUN
WORLDWIDE - TOTAL. . . .	380	394	401	398	410	409	405	404	405	416	419	420
SALARIED - TOTAL.	338	355	362	359	371	370	366	365	366	376	380	381
WAGE BOARD - TOTAL.	42	39	39	39	39	39	39	39	39	40	39	39
CONTINENTAL US - TOTAL. . . .	264	260	262	259	259	253	251	256	259	263	268	258
SALARIED - TOTAL.	264	260	262	259	259	253	251	256	259	263	268	258
WAGE BOARD - TOTAL.	-	-	-	-	-	-	-	-	-	-	-	-
Air Materiel Command - Total	108	107	108	106	105	101	99	99	102	109	113	114
Salaried.	108	107	108	106	105	101	99	99	102	109	113	114
Wage Board.	-	-	-	-	-	-	-	-	-	-	-	-
Air Training Command - Total	38	36	35	35	35	35	34	33	32	29	30	31
Salaried.	38	36	35	35	35	35	34	33	32	29	30	31
Wage Board.	-	-	-	-	-	-	-	-	-	-	-	-
Air University - Total	-	-	-	-	-	-	-	-	-	-	-	-
Salaried.	-	-	-	-	-	-	-	-	-	-	-	-
Wage Board.	-	-	-	-	-	-	-	-	-	-	-	-
Headquarters US Air Force - Total	118	117	119	118	119	117	118	124	125	125	125	113
Salaried.	118	117	119	118	119	117	118	124	125	125	125	113
Wage Board.	-	-	-	-	-	-	-	-	-	-	-	-
OVERSEAS - TOTAL.	116	134	139	139	151	156	154	148	146	153	151	162
SALARIED - TOTAL.	74	95	100	100	112	117	115	109	107	113	112	123
WAGE BOARD - TOTAL.	42	39	39	39	39	39	39	39	39	40	39	39
Air Materiel Command - Total	-	-	-	-	-	-	85	81	80	86	82	90
Salaried.	-	-	-	-	-	-	84	80	79	85	81	89
Wage Board.	-	-	-	-	-	-	1	1	1	1	1	1
Caribbean Air Command - Total	-	-	-	-	-	-	-	-	-	-	-	-
Salaried.	-	-	-	-	-	-	-	-	-	-	-	-
Wage Board.	-	-	-	-	-	-	-	-	-	-	-	-
Far East Air Forces - Total	7	1	1	1	6	6	6	6	5	6	6	7
Salaried.	4	1	1	1	6	6	6	6	5	5	6	7
Wage Board.	3	-	-	-	-	-	-	-	-	1	-	-
Headquarters Command, USAF - Total.	45	45	45	45	45	45	45	45	45	45	45	45
Salaried.	7	7	7	7	7	7	7	7	7	7	7	7
Wage Board.	38	38	38	38	38	38	38	38	38	38	38	38
JUSMG, Spain - Total. . . .	14	14	16	16	16	16	16	14	14	14	16	18
Salaried.	14	14	16	16	16	16	16	14	14	14	16	18
Wage Board.	-	-	-	-	-	-	-	-	-	-	-	-
US Air Forces, Europe - Total	50	74	77	77	84	89	2	2	2	2	2	2
Salaried.	49	73	76	76	83	88	2	2	2	2	2	2
Wage Board.	1	1	1	1	1	1	-	-	-	-	-	-

Source: Personnel Statistics Division, Directorate of Statistical Services, DCS/Comptroller

Personnel

PART XV

MILITARY PERSONNEL

DEFINITIONS

ACTIVE FEDERAL MILITARY SERVICE
Normal full-time duty with a Federal Military Service as opposed to inactive duty status of a Reservist.

AERONAUTICAL STATUS
The general grouping of Air Force personnel with reference to their aeronautical rating, aeronautical designation, and flying status. The principal groupings are:

1. Rated Personnel: USAF Officers who have been awarded an aeronautical rating of Pilot or Aircraft Observer on personnel orders per authority AFR 50-7.

2. Non-Rated Personnel: Personnel who do not have an aeronautical rating of Pilot or Aircraft Observer, including personnel who have aeronautical designation, e.g., Flight Surgeon, Aviation Medical Examiner, Flight Nurse, Non-Rated Crew Member, and Non-Rated Non-Crew Member, even though such personnel may be on Flying Status.

AIR FORCE OFFICER QUALIFYING TEST (AFOQT)
The AFOQT battery is given to newly commissioned officers and to persons being considered for officer training. These tests are calculated to predict proficiency in AF specialties or success in training, classifying individuals by aptitude clusters.

AIR CREW
A stipulated number of air crew personnel locally organized to operate an aircraft on an assigned mission. (For single-place aircraft, "air crew" equals "air crew personnel.")

AIR CREW PERSONNEL
Personnel whose current principal duty is occupancy of an air crew position. Included are tactical air crew personnel, instructors, advanced flying students, and administrative crew personnel whose principal duty is flying.

AIR FORCE COMMAND STRENGTH
All military personnel (permanent party and pipeline, USAF, SCARWAF, and Navy) who are assigned to Air Force units. This strength is chargeable against the personnel ceiling of the Department of the Air Force and is under the command jurisdiction of the Chief of Staff, USAF.

1. Command Strength, Continental: The total strength of military personnel who are assigned to units of which the Headquarters have permanent station location in the Continental US or to units which are enroute between Contiental and Oversea stations but are assigned to a Continental Command or to the Continental US portion of a Global Command.

2. Command Strength, Oversea: The total strength of military personnel who are assigned to units of which the Headquarters have permanent station location outside the Continental US or to units which are enroute between Continental and Oversea Stations but are assigned to an Oversea Command or to the oversea portion of a Global Command.

3. Command Strength, Worldwide: The total strength of personnel assigned to Air Force units (USAF and SCARWAF) regardless of location.

AIR FORCE DEPARTMENTAL STRENGTH
The total strength of military personnel commissioned, appointed or enlisted in the United States Air Force, whether or not such personnel have been placed on duty with another Department.

AIR FORCE PERSONNEL
A general term comprising all military personnel (USAF, SCARWAF, or Navy) assigned to Air Force Units.

AIR FORCE SPECIALTY (AFS)
A grouping of positions which require common qualifications. An AFS is identified by a Title and Code.

DEFINITIONS

AIR FORCE SPECIALTY CODE (AFSC) - AIRMEN
A combination of meaningful digits used to identify an AFSC. For example:

AFSC	68150	(Statistical Services Specialist)
68		Career Field (Statistical Services and Machine Acctg)
1		Career Field Subdivision (Statistical Services)
5		Skill Level (Skilled)
0		Specialty (Statistical Services Specialist)
68150		

ARMED FORCE QUALIFICATION TEST SCORE (AFQT SCORE)
The test contains questions, arithmetic reasoning, word knowledge, tool functions, and spatial visualization. The "Score" is a composite index of perforamance on all these items, and as such, is an indication of general learning ability.

ATTITUDES
Refers to responses to those questions in which individuals express degree of predisposed feeling for a thing, institution, or situation.

CAREER AIRMEN
A Regular Air Force Airman who has completed one or more enlistments in the Unites States Air Force.

CAREER FIELD
A grouping of related AFS's involving basically similar knowledges and skills.

COMMAND
A major organizational division of the United States Air Force.

1. Continental Command: A Major Air Command whose command headquarters and subordinate units are located within the Continental United States.

2. Oversea Command: A Major Air Command whose command headquarters and subordinate units are located out side the Continental United States.

3. Global Command: A command whose command headquarters islocated wither inside or outside the Continental US and whose subordinate units are located both inside and outside Continental US.

COMMAND ABBREVIATIONS
Listed below are the commands and abbreviations as used in this area of the publication.

AAC	-	Alaskan Air Command	FEAF	-	Far East Air Force
ADC	-	Air Defense Command	HQ CMD	-	Headquarters Command, USAF
AFFC	-	Air Finance Division	HQ USAF	-	Headquarters USAF
AMC	-	Air Materiel Command	MATS	-	Military Air Transport Service
APGC	-	Air Proving Ground Command	NEAC	-	Northeast Air Command
ARDC	-	Air Research and Development Command	SAC	-	Strategic Air Command
ATC	-	Air Training Command	TAC	-	Tactical Air Command
AU	-	Air University	USAFA	-	USAF Academy
CAIRC	-	Caribbean Air Command	USAFSS	-	USAF Security Service
CONAC	-	Continental Air Command	USAFE	-	US Air Force, Europe

COMPLETE AIR CREW
A crew which is fully manned in accordance with local crew position requirements of the type and model of aircraft in which reported.

DECORATIONS
Decorations, according to type and precedence (positioning) are:

MILITARY TYPE

Medal of Honor
Distinguished Service Cross a/
Distinguished Service Medal a/
Silver Star a/
Legion of Merit
Distinguished Flying Cross
Soldier's Medal
Bronze Star Medal a/
Air Medal a/
Commendation Ribbon
Purple Heart a/

CIVILIAN TYPE

Medal for Merit
President's Certificate of Merit
Medal of Freedom
Exceptional Service Award
Air Force Scroll of Appreciation

a/ Under certain conditions, civilians are also eligible for the military-type decorations.

DEFINITIONS

4. MILITARY DECORATIONS (Continued)

1. ELIGIBILITY:

a. Eligibility for a military or civilian-type decoration depends upon the individual's status at the time the herioc deed or meritious service was performed.

b. Members of the Reserve components not on active duty with the Air Force are eligible for award of the Distinguished Flying Cross, the Soldier's Medal, the Air Medal, and the Commendation Ribbon, provided that the requirements are otherwise fulfilled.

c. In order for an award to be made, the military service of a person must have been honorable subsequent to the time he distinguished himself.

2. POSTHUMOUS, MISSING IN ACTION, AND PRISONERS OF WAR AWARDS:
Next of kin of deceased persons are entitled to receive decorations earned but not presented because of death.The next of kin eligible for posthumous presentation of decorations will be selected from one of the following, in the order listed: widow, widower, eldest son, eldest daughter, father, mother, eldest brother, eldest sister, eldest grandchild.

3. MISCELLANEOUS:
Decorations differ from service medals in design; each decoration has distinguished shape.Service medals, described in AFR 35-50, are usually circular with pictorial relief.

4. MILITARY DECORATIONS:

a. Medal of Honor:

(1) The Medal of Honor is a five-pointed star in gold, centered with the head of Minerva and surrounded by green enamel laurel leaves suspended from a link surmounted by an eagle. The ribbon is the collar type of light blue silk and above the suspension carries an octagon of the same material with thirteen white stars.

(2) The Medal of Honor, established by law, is awarded to any person who, while an officer or airman in the Air Force, in conflict with an enemy of the United States, distinguishes himself conspicuously by gallantry and intrepidity at the risk of his life above and beyond the call of duty. Recommendations for this highest United States decoration must incontestably prove that the bravery of self-sacrifice involved conspicious risk of life, the omission of which could not justly cause censure (act of 9 July 1918, 40 Stat 870; 10 USC 1403; ML 1949, sec. 903).

(3) The Medal of Honor is awarded in the name of Congress and is usually presented by the President of the United States. It should not be confused with specially enacted Congressional medals.

b. Distinguished Service Cross:

(1) The Distinguished Service Cross is a bronze cross on which is centered an eagle over a wreath. Ribbon is predominantly dark blue with edgings of red separated from the blue by white lines.

(2) The Distinguished Service Cross, established by law, is awarded to any person who, while serving in any capacity with the Air Force,distinguishes himself by extraordinary heroism in connection with military operations against an armed enemy of the United States. Criterion for such heroism is risk of life so extraordinary as to set the person apart from his comrades (act of 9 July 1918, 40 Stat 870; 10 USC 1406; ML 1949, sec. 905).

(3) Authority to award the Distinguished Service Cross to United States personnel may be delegated during wartime to commanders of major air commands, but awards to foreign persons are reserved to the Department of the Air Force.

c. Distinguished Service Medal:

(1) The Distinguished Service Medal, established by law, is awarded to any person serving in any capacity with the Air Force who distinguishes himself by exceptionally meritorious service to the Government in a duty of great responsibility. Responsibility means the exercise of authority or judgment in duties which decide the successful outcome of any major military operation. In peacetime, awards are limited to recognizing services of national or international significance(act of 9 July 1918, 40 Stat 870; 10 USC 1407; 1408; ML 1949, sec. 906).

(3) Civilians and foreign nationals are eligible for this award only under exceptional circumstances.

d. Silver Star:

(1) The Silver Star is a small silver star within a wreath centered on a larger star of gold-colored metal. The ribbon has a center band of red flanked by equal bands of white between equal bands of blue bordered by white lines with blue edging.

DEFINITIONS

4. MILITARY DECORATIONS (Continued)

(2) The Silver Star, established by law, is awarded to any person, military, civilian, or foreign, who,while serving in any capacity with the Air Force, distinguished himself by gallantry in action against an enemy of the United States. Gallantry means heroism of high degree involving risk of life(act of 9 July 1918, 40 Stat 871; 10 USC 1412; ML 1949, sec. 908, as amended).

(3) Authority to award the Silver Star may be delegated during wartime down to include commanders of numbered air forces.

e. Legion of Merit:

(1) The Legion of Merit is a five-rayed white enamel pronged star on a green wreath with crossed arrows.The cloud and stars from the coat of arms of the United States are displayed in an enamel center. The ribbon is red-purple with white edges.

(2) The Legion of Merit,established by law,is awarded to personnel of armed forces who distinguished themselves by exceptionally meritorious conduct in the performance of outstanding service to the United States. In peacetime, awards of the decorations generally are limited to recognizing services of national or international significance (act of 20 July 1942, 56 Stat 662; 10 USC 1408b; ML 1949, sec. 924a).

(3)The Legion of Merit is awarded without degree to members of the Armed Forces of the United States.

(4) Authority to award the Legion of Merit to United States personnel may be delegated during wartime to commanders of major air commands, but awards to foreign persons are reserved to the Department of the Air Force.

f. Distinguished Flying Cross:

(1) The Distinguished Flying Cross is a bronze cross with rays on which is displayed a propeller. The ribbon is predominantly blue with a narrow red band center bordered by white lines. The edges are outlined with equal bands of white inside blue.

(2) The Distinguished Flying Cross, established by law, is awarded to any member of the Armed Forces of the United States and to any member of the Armed Forces of friendly foreign nations, who, while serving in any capacity with the Air Force, distinguishes himself by heroism or extraordinary achievement while participating in aerial flight. Both heroism and achievement must be entirely distinctive,involving operations that are not routine (act of 2 July 1926, 44 Stat 789, as amended; 10 USC 1429; ML 1949, sec. 914).

(3) The Distinguished Flying Cross may be awarded by special act of Congress to outstanding pioneers of aviation regardless of status.

(4) Authority to award the Distinguished Flying Cross may be delegated during wartime down to include commanders of numbered air forces.

g. Soldier's Medal:

(1) The Soldier's Medal is a bronze octagon displaying an eagle in relief with fasces and stars. The ribbon centers thirteen narrow stripes, seven white and six red, edged by broad bands of blue.

(2) The Soldier's Medal, established by law, is awarded to any member of the Armed Forces of the United States and to any member of the armed forces of friendly foreign nations, who, while serving in any capacity with the Air Force distinguishes himself by heroism involving voluntary risk of life under conditions other than those of conflict with an armed enemy of the United States. The saving of a life or the success of the voluntary heroic act is not essential for consideration for an award(act of 2 July 1926, 44 Stat 789; 10 USC 1428; ML 1949, sec. 913).

(3) Authority to award the Soldier's Medal may be delegated during wartime down to include commanders of numbered air forces.

h. Bronze Star Medal:

(1) The Bronze Star Medal is a bronze star bearing in the center a smaller star of the same color. The ribbon is predominantly red with a white-edged narrow blue band in the center and white lines at each edge.

(2) The Bronze Star Medal, established by Executive Order No. 9419, 4 February 1944 (10 USC 1412 note),is awarded to any person who, while serving in any capacity with the Air Force,distinguishes himself either by heroism in surface combat against an armed enemy of the United States,or by meritorious achievement or meritorious service not involving participation in aerial flight, but in connection with military operations against an enemy.

(3) The Bronze Star Medal when awarded for heroism is marked by a bronze letter "V" (for valor)clasped to the ribbon. Only one such "V" is authorized; additional awards are designated by oak-leaf clusters.

(4) Authority to award the Bronze Star Medal to United States personnel may be delegated during wartime down to include commanders of air divisions,but awards to foreign persons will not be delegated below commanders of oversea air commands.

DEFINITIONS

4. MILITARY DECORATIONS (Continued)

i. Air Medal:

(1) The Air Medal is a bronze compass rose displaying an eagle in flight bearing lightning flashes. The ribbon is predominantly blue with two orange-gold bands just inside the edges.

(2) The Air Medal, established by Executive Order 9158, 11 May 1942 (ML 1949, page 12), as amended, is awarded to any person who, while serving in any capacity with the Air Force, distinguishes himself by meritorious achievement while participating in aerial flight. It may be awarded to recognize single acts of merit or sustained operational activities against an enemy of the United States.

(3) Authority to award the Air Medal may be delegated during wartime down to include commanders of air divisions.

j. Commendation Ribbon:

(1) The Commendation Ribbon consists of a ribbon and medallion. The medallion is a bronze hexagon bearing the eagle, shield, and arrows from the seal of the Department of Defense. The ribbon is medium green with white edges and five white lines in the center.

(2) The Commendation Ribbon, established by the Secretary of War, 18 December 1945 (War Department Circular 377, 1945), is awarded to members of the Armed Forces of the United States who, while serving in any capacity with the Air Force, distinguish themselves by meritorious achievement or meritorious service. The degree of merit need not be unique but it must be distinctive.

(3) A member or former member of the Armed Forces who received an individual letter of commendation, dated between 7 December 1951 and 1 January 1946, bearing the signature of an officer above the grade of brigadier general, or of an officer occupying a position of major general or above, may submit such letter to the Director of Military Personnel, Headquarters USAF, Washington 25, D.C., for evaluation. Consideration will be given to these letters as evidence of meritorious achievement or meritorious service warranting an award of the Commendation Ribbon, provided that the achievement or service was not previously recognized by another decoration.

(4) Authority to award the Commendation Ribbon to personnel below the grade of major is delegated to commanders of major air commands. In wartime, authority may be delegated down to include commanders of air divisions.

k. Purple Heart:

(1) The Purple Heart is a heart-shaped pendant of purple enamel bearing the relief head of General Washington in gold and the Washington shield in colors. The ribbon is dark purple with white edges.

(2) The Purple Heart, established by General George Washington in 1782 and reestablished by War Department General Orders No. 3, 1932, is awarded to members of the Armed Forces of the United States, and civilian citizens of the United States,who, while serving with the Air Force,are wounded in action against an enemy of the United States. The wound must have necessitated medical treatment and must have been received as a direct result of an act of the enemy. Indirect results of enemy action, such as disease, exposure,or personal injury not directly attributable to an act of the enemy,are not a basis for an award. Multiple wounds received at the same instant are counted as a basis for but one award.

(3) Posthumous awards of the Purple Heart to Air Force personnel killed in action will be made by the Department of the Air Force.

(4) Authority to award the Purple Heart may be delegated during wartime down to include commanders or groups or comparable organizations.

5. CIVILIAN DECORATIONS:

a. Medal for Merit:

(1) The Medal for Merit consists of a bronze eagle upon a circle of blue enamel with white stars, suspended from a ribbon of magenta silk centering two white lines.

(2) The Medal for Merit, established by law, is awarded to civilians who distinguish themselves by exceptionally meritorious conduct in the performance of outstanding services. Awards to foreign civilians were limited to those of Allied nations who aided in World War II. This award is comparable to the Distinguished Service Medal (act of 20 July 1942, 56 Stat 662; 10 USC 1408b (2); ML 1949, sec. 924a (2), as amended).

(3) Authority to award the Medal for Merit is vested in the President of the United States who established the Medal for Merit Board to consider recommendations submitted by the services and other agencies.

b. President's Certificate of Merit:

(1) The President's Certificate of Merit, unlike most other decorations, has neither ribbon nor medallion. It consists solely of a certificate signed by the President of the United States.

DEFINITIONS

5. CIVILIAN DECORATIONS (Continued)

(2) The President's Certificate of Merit, established by Executive Order 9734; 6 June 1945, as amended, was awarded to any civilian who performed a meritorious act or service aiding the United States or its allies during World War II. The merit was of high degree.

c. Medal of Freedom:

(1) The Medal of Freedom is a circular bronze medallion bearing the head of the goddess of freedom with a ribbon of red silk centering four white lines.

(2) The Medal of Freedom, established by Executive Order 9586, 6 July 1945, as amended, by Executive Order 10336, may be awarded to any person not hereinafter specifically excluded, who, on or after 7 December 1941, has performed a meritorious act or service which has either:

(a) Aided the United States in the prosecution of a war against an enemy or enemies, or

(b) Aided any nation engaged with the United States in the prosecution of a war against a common enemy or enemies, or

(c) Furthered the interests of the security of the United States or of any nation allied or associated with the United States during any period of national emergency declared by the President or the Congress, and for which act or service the award of any other United States medal or decoration is considered inappropriate.

Note: In special circumstances and without regard to the existence of a state of war or national emergency, the Medal of Freedom may also be awarded by, or at the direction of, the President of the United States, to any person, not hereinafter specifically excluded, for performance of a meritorious act or service in the interests of the security of the United States.

(3) The Medal of Freedom will not be awarded to a citizen of the United States for any act or service performed within the continental limits of the United States; neither will it be awarded to a member of the Armed Forces of the United States. Awards to citizens of the United States will be without reference to degree and the Medal of Freedom without Palm will be issued.

(4) Awards to citizens and members of armed forces of foreign nations are made in the following degrees which correspond to the respective military decorations indicated:

(a) Gold Palm (Legion of Merit, Chief Commander)

(b) Silver Palm (Legion of Merit, Commander)

(c) Bronze Palm (Legion Merit, officer or Legionnaire)

(d) Without Palm (Bronze Star Medal)

d. Exceptional Service Award:

(1) The Exceptional Service Award consists of a gold colored medal bearing the Air Force coat of arms within a wreath of laurel leaves and a ribbon of dark blue silk centering three dotted golden-orange lines.

(2) The Exceptional Service Award, established by the Secretary of the Air Force, 30 August 1948, recognizes United States civilians not employed by the Air Force, who distinguish themselves by exceptional services rendered to the Department of the Air Force. This award corresponds to the Exceptional Civilian Service Award which is awarded only to civilian employees of the Department of the Air Force.

e. Air Force Scroll of Appreciation:

(1) The Air Force Scroll of Appreciation consists of a signed citation describing the act or service being recognized. It is not accompanied by a lapel pin or other device.

(2) The Air Force Scroll of Appreciation, established by the Secretary of the Air Force, August 1948, recognizes heroic or meritorious achievement or service rendered to any activity of the Department of the Air Force by any person not in the armed forces or employ of the government. It may be awarded to groups or organizations as well as to individuals. Recommendations, including supporting evidence and a proposed citation, may be submitted through channels by any activity within the Air Force.

DEPARTMENT OF AIR FORCE PERSONNEL
Military personnel who have been commissioned, appointed, or enlisted in the United States Air Force.

DEPARTMENT OF ARMY PERSONNEL
Military personnel who have been commissioned, appointed, or enlisted in the United States Army. Such personnel included herein are identified as SCAFWAF.

DEPARTMENTAL STATUS
The basic department of the Department of Defense in which an individual is currently commissioned, appointed or enlisted, regardless of whether or not such individual has been placed on duty with another of the departments.

DEFINITIONS

FIRST TERM AIRMEN
A Regular Air Force Airman serving on his first enlistment in the United States Air Force.

FRINGE BENEFITS
Benefits which are not a part of military pay made directly to USAF personnel and are such as medical care for dependents, commissary privileges, etc.

FUNCTIONAL CATEGORY (APPLIES TO CAREER FIELD)
A grouping of airman career fields into four broad categories of highly technical, technical, semi-technical, and non-technical jobs to be performed.

FUNCTIONAL GROUP
The general grouping of personnel according to their status as to permanent party or pipeline.

GRADE
Grade as used in this report applies to grade in which individuals are currently serving.

IMMEDIATE REENLISTMENT
A reenlistment in the Regular Air Force within 24 hours within the same unit from which separated.

INACTIVE FEDERAL MILITARY SERVICE
All military service other than active, whether as a commissioned officer, warrant or flight officer, or in enlisted status. (AFR 35-3)

INDEFINITE TERM OF ENLISTMENT
An unspecified period of time.

INTACT UNIT
A unit with all elements of a unit.

MUSTERING OUT PAY (MOP)
An extra sum of money payable to any of certain persons upon or after his release from active duty for service during wartime. It is not to be confused with terminal-leave pay.

OCCUPATIONAL AREA
A grouping of two or more career fields having an occupational or functional relationship.

OPERATING CONTROL
Control exercised over the combat or service operation of subordinate or other organizations. Operational control comprises those functions of a command involving the composition of subordinate forces, the assignment of tasks, the designation of objectives, and the authoritative direction necessary to accomplish the mission. Normally it does not include such matters as administration, discipline, or internal organization.

OPERATING LOCATION
A permanent duty station of an individual. A station is considered permanent if the orders specify a period of three months or longer. If no period is specified, the duty station is considered permanent.

PERMANENT PARTY PERSONNEL

Those personnel assigned to a unit to perform their principal duty in the furtherance of the missions of the unit and who are properly chargeable against the authorization of the unit. This is to include assigned over-strength.

PIPELINE PERSONNEL
Those USAF, SCARWAF, and Navy personnel who are (assigned to an Air Force Unit temporarily for the purpose of administration and enlistment, replacement processing, training or hospitalization), i.e., those who are temporarily ineffective. Such personnel are not chargeable against the specific authorizations of the unit to which they are assigned while in a pipeline status. Pipeline is composed of transients, patients, and students.

TRANSIENTS
(1) Overseas Replacements: Personnel who are assigned to a unit specifically charged with administering processing for overseas movement. They are assigned for further reassignment and movement to duty with a Continental US unit.

DEFINITIONS

PIPELINE PERSONNEL (Continued)

(2) Returnees: Personnel who are assigned to a unit specifically charged with administering and processing individuals returned from overseas. They are assigned for further reassignment and movement to duty with a Continental US Unit.

(3) Fillers: Personnel assigned temporarily to a unit who are awaiting reassignment to another unit for duty, for return to duty, training, or oversea movement. This group may include enlistees (other than those persons immediately sent to a basic military training wing), persons recalled to Extended Active Duty (EAD) who are awaiting permanent assignments, prisoners, prisoners restored to duty, and personnel returned to military control after having been dropped from their unit rolls in a missing or deserter status.

(4) Patients: Hospitalized personnel assigned to an Air Force unit which administers personnel undergoing inpatient treatment at a medical facility operated by any of the three military departments.

(5) Supplementary Pilots: Graduates of basic pilot training performing supplementary pilot duties on active duty who did not sign a 4 year service contract.

(6) Students: Personnel assigned in a student status to a unit charged with administration of individuals attending a formal course of instructions at a service or civilian school or a basic military training course.

PERMANENT CHANGE OF STATION (PCS)
A physical transfer of a person, group of persons, or unit from one station to another, made without plan or expectation of return to the station of first instance.

PRIMARY AIR FORCE SPECIALTY (Primary AFS)
The awarded AFS in which an Officer or Airman is most highly qualified to perform duty.

QUARTERS ALLOWANCE
A basic allowance for quarters.

RATED PERSONNEL
USAF Officers holding a currently effective aeronautical rating.

REENLISTMENT INTENT
Expressed attitude toward reenlistment, made by airmen in response to attitude questions.

REGULAR AIR FORCE PERSONNEL
Department of the Air Force military personnel who, by enlistment, appointment, or commission, are members of the Regular Air Force.

RESERVE OFFICERS TRAINING CORPS (ROTC)
A Training corps with units established at civilian educational institutions to qualify students for appointment as reserve officers.

SELECTED CHARACTERISTICS AND ATTITUDES

1. Selected: Used to imply that data presented in this report are not necessarily the complete body of data; rather, data presented were picked subjectively, as being the most pertinent.

2. Characteristics: Refer to those elements which are more or less stable in nature, e.g., grade, age, marital status, rating, etc.

3. Attitudes: Refer to those elements which may be temporary in that an individual may change attitude suddenly and frequently as a result of a variety of influences.

SCARWAF PERSONNEL
Those Department of the Army personnel assigned as permanent party or pipeline to a USAF or SCARWAF unit.

DEFINITIONS

SKILL LEVEL
The level of an AFS which indicates the degree of qualification of airmen:

Skill Level	Fourth Digit of AFSC
Advanced	7
Skilled	5
Semi-skilled	3
Unskilled	1

SUBSISTENCE ALLOWANCE
A monetary allowance given a military person in lieu of food.

TACTICAL AIR CREW
A stipulated number of tactical air crew personnel locally organized as a crew to operate primary tactical unit aircraft.

TACTICAL AIR CREW PERSONNEL
Personnel whose current principal duty is the occupancy of an air crew position in a primary tactical unit aircraft.

TACTICAL UNIT
A unit organized for the direct accomplishment of combat mission or for operations in direct support thereof (specifically, those types of units listed in Table 11, parts A, C and D, AFL 150-10, 2 February 1953).

TECHNICAL SPECIALIST APTITUDE INDEX (TSAI) SCORE
A separate rating or score for each of certain AF Specialties, indicating the predictive aptitude of a person, arrived at by converting raw scores received on a battery of aptitude tests to a standard score with range of 1 through 9 (stanine score).

TECHNICAL TRAINING
In a broad sense, that training for both military and civilian personnel in specialties other than those of an AF pilot or navigator, as in the phrase 'Technical Training Air Force.'

TOTAL MILITARY SERVICE
Includes both, active and inactive military service.

TRANSFER
Permanent change in departmental status, regardless of whether or not accompanied by a change of command status and/or unit assignment.

UNIVERSAL MILITARY TRAINING AND SERVICE ACT (UMTS)
The UMTS Act provides that all males who first entered the armed forces through Inactive Reserve Service or Active Duty after 19 June 1951 and before 9 August 1955, and who were not yet 26 years old when they entered, are subject to an eight-year period of Inactive or Active Duty or combination of such duty.

USAF PERSONNEL
Those Department of the Air Force military personnel assigned as permanent party or pipeline to a USAF or SCARWAF unit.

MILITARY PERSONNEL —Continued

MILITARY TRAINING

DEFINITIONS

COURSE LENGTHS

A table showing the approximate length of courses at the Air University, Air War College, Air Command and Staff School, and Joint Service School for FY 1954 is entered below:

Air War College (Top Secret)	52 Weeks
Field Officer Course (Top Secret)	22 Weeks
Squadron Officer Course (Restricted)	17 Weeks
Communications Electronics Staff Officer Course (Crypto)	22 Weeks
Logistic Staff Officer Course (Top Secret)	22 Weeks
Comptroller Staff Officer Course (Secret)	15 Weeks
Judge Advocate General Staff Officer Course (Restricted)	10 Weeks
Academic Instructor Course (Restricted)	9 Weeks
Air Weapon Course (Top Secret)	7 Weeks
Air Weapon Orientation Course (Top Secret)	2 Weeks
Intelligence Staff Officer Course (Top Secret)	22 Weeks

DEPOT LEVEL TRAINING

Depot Level Training is training designed to train Air Force personnel at depot level to overhaul equipment to bring it up to new standards.

FATALITY

This type of attrition is a student lost from a course by reason of accidental death, occurring as a direct result of training while actually undergoing instruction. (Students becoming fatalities by reason of death from other causes are reported as "Other".)

FOREIGN NATIONALS

Students who are detailed to the school in an attached status from any foreign country, territory, or possession, excluding those possessions and territories of the United States of America.

GRADUATES

Students who have successfully completed a course in which enrolled.

HOLDOVERS

Students who do not graduate when normally scheduled, but are still enrolled in the course. These students are reported as enrolled at the beginning of the ensuing period unless otherwise disposed of.

LOSSES

Losses includes three groups of students:

1. Those who fail a course because of academic or flying deficiency.

2. Those who are losses from service because of fatality as a direct result of training.

3. Those who are withdrawn from a course because of illness, death, or any reason other than 1 and 2 above and who will not continue that course at a later date.

ON JOB TRAINING (OJT)

A planned training program under supervised instruction to qualify a person in the performance of duties of a given AFS while working in a duty assignment of the career field ladder.

DEFINITIONS

STUDENTS

Training students are those personnel enrolled for the purpose of undergoing standardized courses of instruction at service schools conducted by the US Air Force, Army Navy, and Civilian Schools and Hospitals. (This group includes USAF, Army, Navy, and Civilian students, or foreign nationals.) In referring to USAF training, students fall under these categories:

1. Assigned - Personnel assigned to the school unit and for whom the school unit is responsible for morning report strength accountability.
2. Attached - Personnel attached to the school unit from other units of the Air Force or other Federal agencies, who are scheduled to return to their respective units upon completion of the course, and for whom strength accountability is at all times maintained by such other units.

UTILIZATION AIR FORCE SPECIALTY (Utilization AFS)

The AFS which identifies the most recent duty position in the primary AFS, an additional AFS, or an AFS toward which the airman is training.

434177 O - 57 - 17

TABLE 119 — SUMMARY — USAF OFFICERS BY AERONAUTICAL STATUS, BY FLYING STATUS, BY GRADE IN WHICH SERVING — FY 1949 THROUGH FY 1956

(Table below is a modification of Table 122, FY 1955.)

STATUS, GRADE, AND FISCAL YEARS	30 SEPTEMBER		31 DECEMBER		31 MARCH		30 JUNE	
	On Flying Status	Not on Flying Status	On Flying Status	Not on Flying Status	On Flying Status	Not on Flying Status	On Flying Status	Not on Flying Status
	FISCAL YEAR SUMMARIES							
FY 1949								
PILOT - TOTAL	24,911	616	26,720	624	28,269	482	28,668	625
AIRCRAFT OBSERVER - TOTAL	5,015	638	5,193	648	5,369	702	5,496	653
NON-RATED - TOTAL	654	18,840	663	20,100	620	21,320	550	21,676
FY 1950								
PILOT - TOTAL	28,485	497	30,396	630	27,282	1,668	25,640	2,893
AIRCRAFT OBSERVER - TOTAL	5,756	604	5,793	598	5,329	782	5,190	801
NON-RATED - TOTAL	892	23,607	614	22,678	782	21,631	929	21,352
FY 1951								
PILOT - TOTAL	27,504	2,545	30,835	2,067	36,198	2,587	43,256	3,601
AIRCRAFT OBSERVER - TOTAL	5,855	861	7,133	1,023	9,290	1,425	11,636	2,074
NON-RATED - TOTAL	763	24,198	1,070	27,375	1,127	32,421	1,562	41,912
FY 1952								
PILOT - TOTAL	45,144	3,936	a/ 45,695	a/ 3,417	46,004	4,121	46,425	4,448
AIRCRAFT OBSERVER - TOTAL	12,829	2,409	a/ 13,938	a/ 2,232	14,057	2,776	14,321	2,893
NON-RATED - TOTAL	1,842	49,131	a/ 2,531	a/51,430	2,869	51,655	3,408	54,665
FY 1953 b/								
PILOT - TOTAL	46,883	4,446	46,569	4,033	47,239	3,930	48,469	3,514
AIRCRAFT OBSERVER - TOTAL	14,187	2,664	14,122	2,436	13,840	2,326	14,104	2,263
NON-RATED - TOTAL	2,615	60,213	2,994	58,563	3,352	57,767	3,391	57,232
FY 1954								
PILOT - TOTAL	47,747	3,068	47,806	3,028	48,448	2,874	49,503	2,895
AIRCRAFT OBSERVER - TOTAL	14,060	1,980	14,424	1,964	15,004	1,959	15,522	1,922
NON-RATED - TOTAL	3,808	50,770	5,020	49,772	4,825	50,958	4,785	53,791
FY 1955								
PILOT - TOTAL	50,682	2,885	51,297	2,920	52,285	2,845	53,007	2,942
AIRCRAFT OBSERVER - TOTAL	16,239	1,982	17,008	2,015	17,948	2,088	18,654	2,159
NON-RATED - TOTAL	5,436	52,287	5,964	51,830	6,191	51,595	7,497	51,325

TABLE 119 — SUMMARY — USAF OFFICERS BY AERONAUTICAL STATUS, BY FLYING STATUS, BY GRADE IN WHICH SERVING — FY 1949 THROUGH FY 1956 (CONTINUED)

(Table below is a modification of Table 122, FY 1955.)

STATUS, GRADE, AND FISCAL YEARS	30 SEPTEMBER 1955		31 DECEMBER 1955		31 MARCH 1956		30 JUNE 1956	
	On Flying Status	Not on Flying Status	On Flying Status	Not on Flying Status	On Flying Status	Not on Flying Status	On Flying Status	Not on Flying Status
	FY 1956							
PILOT - TOTAL	53,404	3,085	54,570	3,021	54,897	3,300	55,490	3,045
General	352	8	350	11	343	13	343	13
Colonel	2,577	86	2,564	95	2,669	102	2,720	105
Lieutenant Colonel	3,781	192	3,858	188	3,934	204	4,058	199
Major	9,854	682	10,150	647	10,360	696	10,509	708
Captain	17,605	1,647	18,214	1,659	18,542	1,771	18,522	1,746
First Lieutenant	13,200	384	13,461	333	13,888	486	14,451	258
Second Lieutenant	6,035	86	5,973	88	5,161	28	4,887	16
Warrant Officer	-	-	-	-	-	-	-	-
AIRCRAFT OBSERVER - TOTAL	18,790	2,195	19,088	2,215	19,158	2,312	19,526	2,229
General	17	-	16	-	15	3	14	3
Colonel	126	54	121	50	143	52	147	56
Lieutenant Colonel	468	141	488	154	490	162	527	175
Major	2,028	574	2,065	575	2,188	594	2,225	611
Captain	5,087	1,160	5,300	1,204	5,486	1,250	5,563	1,228
First Lieutenant	6,679	222	6,947	192	7,665	185	8,244	148
Second Lieutenant	4,385	44	4,151	40	3,171	66	2,806	8
Warrant Officer	-	-	-	-	-	-	-	-
NON-RATED - TOTAL	7,602	55,783	7,132	56,195	8,385	54,329	9,125	52,678
General	1	49	1	50	2	47	2	47
Colonel	59	1,528	58	1,503	64	1,573	68	1,523
Lieutenant Colonel	81	4,158	69	3,990	76	4,092	87	4,159
Major	141	7,826	137	7,759	133	7,658	144	7,675
Captain	286	9,522	267	9,581	511	11,678	581	12,401
First Lieutenant	495	17,961	579	17,649	520	14,807	643	14,205
Second Lieutenant	6,522	11,083	6,001	11,964	7,051	10,754	7,572	8,709
Warrant Officer	17	3,656	20	3,699	28	3,720	28	3,959

a/ 30 November 1951 data used - December data not available.
b/ All data prior to 31 March 1953 have an as of date of the 15th of the month.

Source: Personnel Statistics Division, Directorate of Statistical Services, DCS/Comptroller.

TABLE 120 — USAF OFFICERS BY FLYING STATUS, BY AERONAUTICAL RATING — FY 1956

RATING AND DESIGNATION	30 SEPTEMBER 1955		31 DECEMBER 1955		31 MARCH 1956		30 JUNE 1956	
	On Flying Status	Not on Flying Status	On Flying Status	Not on Flying Status	On Flying Status	Not on Flying Status	On Flying Status	Not on Flying Status
TOTAL	79,796	61,063	80,790	61,431	82,440	59,941	84,141	57,952
RATED - TOTAL	72,194	5,280	73,658	5,236	74,055	5,612	75,016	5,274
Pilot - Total	53,404	3,085	54,570	3,021	54,897	3,300	55,490	3,045
Command	1,477	36	1,713	35	1,987	38	2,318	48
Senior	22,010	389	22,895	326	23,406	419	24,196	353
Pilot	29,917	2,660	29,962	2,660	29,504	2,843	28,976	2,644
Aircraft Observer - Total	18,790	2,195	19,088	2,215	19,158	2,312	19,526	2,229
Senior	3,288	66	3,492	99	3,639	100	3,852	104
Observer	15,403	2,103	15,479	2,091	15,396	2,180	15,550	2,091
Medical	99	26	117	25	123	32	124	34
NON-RATED - TOTAL a/	7,602	55,783	7,132	56,195	8,385	54,329	9,125	52,678
Aeronautical Designation - Total	646	645	695	647	793	612	854	581
Flight Surgeon	246	93	257	77	283	79	304	73
Aviation Medical Examiner	232	91	266	123	307	120	317	91
Flight Nurse	168	461	172	447	203	413	233	417
No Rating or Designation - Total	6,956	55,138	6,437	55,548	7,592	53,717	8,271	52,097

a/ Includes Warrant Officers.

Source: Personnel Statistics Division, Directorate of Statistical Services, DCS/Comptroller.

TABLE 121 — SUMMARY — USAF OFFICERS BY AERONAUTICAL STATUS, BY FLYING STATUS, BY COMMAND — 15 JUN 1949 THROUGH 30 JUN 1956

(Table below is a modification of Table 124, FY 1955.)

COMMAND AND FUNCTIONAL GROUP AND FISCAL YEAR ENDS	TOTAL		PILOT		AIRCRAFT OBSERVER		NON-RATED	
	On Flying Status	Not on Flying Status	On Flying Status	Not on Flying Status	On Flying Status	Not on Flying Status	On Flying Status	Not on Flying Status
	FISCAL YEAR SUMMARIES							
15 JUNE 1949 - TOTAL	34,714	22,954	28,668	625	5,496	653	550	21,676
Students, Transients and Patients - Total	3,467	2,074	2,203	116	1,026	56	238	1,902
Permanent Party - Total	31,247	20,880	26,465	509	4,470	597	312	19,774
CONTINENTAL US - TOTAL	21,321	15,178	17,877	352	3,204	397	240	14,429
OVERSEAS - TOTAL	9,926	5,702	8,588	157	1,266	200	72	5,345
15 JUNE 1950 - TOTAL	31,759	25,046	25,640	2,893	5,190	801	929	21,352
Students, Transients and Patients - Total	4,092	2,883	2,773	332	698	80	621	2,471
Permanent Party - Total	27,667	22,163	22,867	2,561	4,492	721	308	18,881
CONTINENTAL US - TOTAL	21,344	16,735	17,278	1,803	3,837	544	229	14,388
OVERSEAS - TOTAL	6,323	5,428	5,589	758	655	177	79	4,493
15 JUNE 1951 - TOTAL	56,454	47,587	43,256	3,601	11,636	2,074	1,562	41,912
Students, Transients and Patients - Total	5,513	4,007	2,743	265	1,900	142	870	3,600
Permanent Party - Total	50,941	43,580	40,513	3,336	9,736	1,932	692	38,312
CONTINENTAL US - TOTAL	39,685	34,968	31,305	2,784	7,900	1,641	480	30,543
OVERSEAS - TOTAL	11,256	8,612	9,208	552	1,836	291	212	7,769
15 JUNE 1952 - TOTAL	64,154	62,006	46,425	4,448	14,321	2,893	3,408	54,665
Students, Transients and Patients - Total	8,281	4,463	3,577	285	2,515	140	2,189	4,038
Permanent Party - Total	55,873	57,543	42,848	4,163	11,806	2,753	1,219	50,627
CONTINENTAL US - TOTAL	40,954	42,837	30,848	3,000	9,259	2,157	847	37,680
OVERSEAS - TOTAL	14,919	14,706	12,000	1,163	2,547	596	372	12,947
30 JUNE 1953 - TOTAL	65,964	63,009	48,469	3,514	14,104	2,263	3,391	57,232
Students, Transients and Patients - Total	9,075	7,854	4,148	258	2,355	171	2,572	7,425
Permanent Party - Total	56,889	55,155	44,321	3,256	11,749	2,092	819	49,807
CONTINENTAL US - TOTAL	41,334	38,244	31,596	2,161	9,222	1,429	516	34,654
OVERSEAS - TOTAL	15,555	16,911	12,725	1,095	2,527	663	303	15,153
30 JUNE 1954 - TOTAL	69,810	58,608	49,503	2,895	15,522	1,922	4,785	53,791
Students, Transients and Patients - Total	10,383	8,981	4,188	277	2,302	118	3,893	8,586
Permanent Party - Total	59,427	49,627	45,315	2,618	13,220	1,804	892	45,205
CONTINENTAL US - TOTAL	44,113	33,727	33,271	1,750	10,249	1,192	593	30,785
OVERSEAS - TOTAL	15,314	15,900	12,044	868	2,971	612	299	14,420
30 JUNE 1955 - TOTAL	79,158	56,426	53,007	2,942	18,654	2,159	7,497	51,325
Students, Transients and Patients - Total	14,268	4,556	4,793	228	2,352	177	7,123	4,151
Permanent Party - Total	64,890	51,870	48,214	2,714	16,302	1,982	374	47,174
CONTINENTAL US - TOTAL	49,664	34,861	36,140	1,861	13,338	1,347	186	31,653
OVERSEAS - TOTAL	15,226	17,009	12,074	853	2,964	635	188	15,521

[redacted]

TABLE 121 - SUMMARY — USAF OFFICERS BY AERONAUTICAL STATUS, BY FLYING STATUS, BY COMMAND - 15 JUN 1949 THROUGH 30 JUN 1956 (CONTINUED)

(Table below is a modification of Table 124, FY 1955.)

COMMAND AND FUNCTIONAL GROUP	TOTAL		PILOT		AIRCRAFT OBSERVER		NON-RATED	
	On Flying Status	Not on Flying Status	On Flying Status	Not on Flying Status	On Flying Status	Not on Flying Status	On Flying Status	Not on Flying Status
	FY 1956							
31 DECEMBER 1955 - TOTAL	80,790	61,431	54,570	3,021	19,088	2,215	7,132	56,195
STUDENTS, TRANSIENTS, AND PATIENTS - TOTAL	12,965	5,868	4,229	163	2,448	119	6,288	5,586
PERMANENT PARTY - TOTAL	67,825	55,563	50,341	2,858	16,640	2,096	844	50,609
CONTINENTAL US - TOTAL	51,824	38,878	37,567	1,980	13,736	1,423	521	35,475
Air Defense Command	6,160	4,106	4,686	242	1,433	102	41	3,762
Air Force Finance Division	3	42	3	3	-	3	-	36
Air Materiel Command	1,080	2,751	897	133	163	100	20	2,518
Air Proving Ground Command	471	525	407	34	60	18	4	473
Air Research and Development Command	1,939	3,411	1,591	122	315	102	33	3,187
Air Training Command	9,152	7,505	6,974	383	2,090	213	88	6,909
Air University	1,373	1,465	1,212	78	123	95	38	1,292
Continental Air Command	1,087	1,755	838	128	241	81	8	1,546
Headquarters Command, USAF	978	2,559	892	134	60	109	26	2,316
Headquarters, US Air Force	1,550	1,480	1,430	107	110	77	10	1,296
Military Air Transport Service	5,357	2,964	3,865	131	1,390	90	102	2,743
Strategic Air Command	17,519	7,052	10,689	313	6,737	335	93	6,404
Tactical Air Command	4,850	2,502	3,831	130	961	61	58	2,311
USAF Security Service	132	668	113	31	19	31	-	606
USAF Academy	173	93	139	11	34	6	-	76
OVERSEAS - TOTAL	16,001	16,685	12,774	878	2,904	673	323	15,134
Air Defense Command	60	60	43	7	17	49	-	4
Air Materiel Command	179	462	157	36	22	18	-	408
Air Research and Development Command	33	27	28	8	5	17	-	2
Alaskan Air Command	902	1,035	620	71	270	40	12	924
Caribbean Air Command	124	122	113	11	4	5	7	106
Far East Air Forces	4,116	3,947	3,419	190	624	137	73	3,620
Headquarters Command, USAF	971	863	914	57	52	36	5	770
Joint US Military Advisory Group	70	96	64	3	4	4	2	89
Military Air Transport Service	2,579	1,953	1,902	104	576	48	101	1,801
Northeast Air Command	710	715	518	37	182	32	10	646
Strategic Air Command	858	1,112	514	71	330	68	14	973
US Air Forces, Europe	5,267	5,785	4,375	249	793	197	99	5,339
USAF Security Service	132	508	107	34	25	22	-	452

[redacted]

TABLE 121 — SUMMARY — USAF OFFICERS BY AERONAUTICAL STATUS, BY FLYING STATUS, BY COMMAND — 15 JUN 1949 THROUGH 30 JUN 1956 (CONTINUED)

(Table below is a modification of Table 124, FY 1955.)

COMMAND AND FUNCTIONAL GROUP	TOTAL		PILOT		AIRCRAFT OBSERVER		NON-RATED	
	On Flying Status	Not on Flying Status	On Flying Status	Not on Flying Status	On Flying Status	Not on Flying Status	On Flying Status	Not on Flying Status
	FY 1956 (Continued)							
30 JUNE 1956 - TOTAL	84,141	57,952	55,490	3,045	19,526	2,229	9,125	52,678
STUDENTS, TRANSIENTS, AND PATIENTS - TOTAL	14,712	4,593	3,801	210	2,819	151	8,092	4,232
PERMANENT PARTY - TOTAL	69,429	53,359	51,689	2,835	16,707	2,078	1,033	48,446
CONTINENTAL US - TOTAL	53,168	37,083	38,725	1,970	13,778	1,453	665	33,660
Air Defense Command	6,348	3,889	4,983	250	1,321	116	44	3,523
Air Force Finance Division	4	45	4	3	-	3	-	39
Air Materiel Command	1,061	2,685	876	147	160	106	25	2,432
Air Proving Ground Command	449	493	383	29	60	21	6	443
Air Research and Development Command	1,961	3,304	1,584	110	316	115	61	3,079
Air Training Command	9,111	7,045	6,969	361	2,016	211	126	6,473
Air University	1,400	1,489	1,214	85	140	87	46	1,317
Continental Air Command	1,110	1,554	827	103	274	73	9	1,378
Headquarters Command, USAF	967	2,486	867	141	82	107	18	2,238
Headquarters, US Air Force	1,573	1,496	1,442	107	119	89	12	1,300
Military Air Transport Service	5,353	2,865	3,923	131	1,325	79	105	2,655
Strategic Air Command	18,842	6,766	11,698	349	7,006	342	138	6,075
Tactical Air Command	4,643	2,257	3,682	108	887	68	74	2,081
USAF Security Service	106	598	86	31	19	30	1	537
USAF Academy	240	111	187	15	53	6	-	90
OVERSEAS - TOTAL	16,261	16,276	12,964	865	2,929	625	368	14,786
Air Defense Command	56	63	41	7	15	4	-	52
Air Materiel Command	424	1,134	382	65	41	45	1	1,024
Air Research and Development Command	39	22	32	-	6	1	1	21
Alaskan Air Command	910	951	636	57	263	31	11	863
Caribbean Air Command	131	113	120	11	4	4	7	98
Far East Air Forces	3,932	3,641	3,284	184	584	133	64	3,324
Headquarters Command, USAF	986	939	911	67	70	44	5	828
Joint US Military Advisory Group	78	118	69	5	5	6	4	107
Military Air Transport Service	2,701	1,979	1,999	103	591	50	111	1,826
Northeast Air Command	726	775	533	36	186	39	7	700
Strategic Air Command	936	1,127	560	71	355	78	21	978
US Air Forces, Europe	5,200	4,907	4,280	224	784	167	136	4,516
USAF Security Service	142	507	117	35	25	23	-	449

Source: Personnel Statistics Division, Directorate of Statistical Services, DCS/Comptroller.

TABLE 122 — USAF OFFICERS ON FLYING STATUS BY AERONAUTICAL RATING, BY AGE — 31 DEC 1955 AND 30 JUN 1956

AGE GROUP	31 DECEMBER 1955				30 JUNE 1956			
	Total	Pilot	Aircraft Observer	Non-Rated	Total	Pilot	Aircraft Observer	Non-Rated
TOTAL	80,790	54,570	19,088	7,132	84,141	55,490	19,526	9,125
20 through 24 - Total	19,957	8,298	5,848	5,811	19,311	7,059	5,462	6,790
20	234	a/ 178	48	a/ 8	2	1	-	1
21	1,972	932	764	276	626	296	210	120
22	4,892	1,492	1,589	1,811	3,138	1,136	1,132	870
23	6,955	2,596	1,843	2,516	7,727	1,933	1,885	3,909
24	5,904	3,100	1,604	1,200	7,818	3,693	2,235	1,890
25 through 29 - Total	16,021	10,715	4,275	1,031	19,085	12,179	4,942	1,964
25	5,352	3,300	1,621	431	6,334	3,863	1,685	786
26	4,287	2,865	1,140	282	4,837	2,981	1,317	539
27	3,287	2,235	816	236	3,604	2,313	959	332
28	1,610	1,194	368	48	2,777	1,865	670	242
29	1,485	1,121	330	34	1,533	1,157	311	65
30 through 34 - Total	21,684	17,326	4,234	124	16,693	13,185	3,343	165
30	2,766	2,098	645	23	1,492	1,171	286	35
31	3,807	3,069	707	31	2,717	2,073	617	27
32	4,388	3,460	901	27	3,600	2,870	692	38
33	4,896	3,962	914	20	4,186	3,291	865	30
34	5,827	4,737	1,067	23	4,698	3,780	883	35
35 through 39 - Total	19,321	15,283	3,936	102	22,911	18,339	4,441	131
35	5,355	4,330	998	27	5,944	4,859	1,059	26
36	4,375	3,522	826	27	5,347	4,322	988	37
37	4,055	3,189	846	20	4,366	3,510	820	36
38	3,202	2,453	731	18	4,063	3,200	846	17
39	2,334	1,789	535	10	3,191	2,448	728	15
40 through 44 - Total	2,842	2,182	611	49	5,012	3,830	1,123	59
40	1,508	1,136	359	13	2,352	1,798	539	15
41	609	475	124	10	1,532	1,147	371	14
42	307	249	53	5	606	476	122	8
43	220	164	40	16	308	248	52	8
44	198	158	35	5	214	161	39	14
45 through 49 - Total	624	482	129	13	706	555	137	14
45	155	121	34	-	187	157	27	3
46	147	117	27	3	162	120	40	2
47	128	95	26	7	145	118	24	3
48	92	72	17	3	119	87	28	4
49	102	77	25	-	93	73	18	2
50 through 54 - Total	299	247	51	1	372	300	71	1
50	103	89	13	1	104	80	24	-
51	77	63	14	-	95	82	13	-
52	54	46	8	-	75	60	14	1
53	47	34	13	-	51	46	5	-
54	18	15	3	-	47	32	15	-
55 through 59 - Total	41	36	4	1	46	38	7	1
55	16	15	1	-	16	13	3	-
56	7	4	2	1	15	14	-	1
57	2	2	-	-	6	3	3	-
58	8	7	1	-	2	2	-	-
59	8	8	-	-	7	6	1	-
60 and Older - Total	1	1	-	-	5	5	-	-

a/ Includes one 19 year old pilot on flying status, and one 19 year old non-rated officer on flying status.

Source: Personnel Statistics Division, Directorate of Statistical Services, DCS/Comptroller.

TABLE 123 – USAF AIR CREWS BY MISSION, BY TYPE AND MODEL AIRCRAFT – 31 DEC 1954, 30 JUN 1955, 31 DEC 1955, 30 JUN 1956

TYPE AND MODEL AIRCRAFT WITHIN MISSION DESIGNATION	31 DECEMBER 1954	30 JUNE 1955	31 DECEMBER 1955	30 JUNE 1956
TOTAL	12,758	12,248	12,741	10,286
TACTICAL AIR CREWS - TOTAL	10,394	9,949	10,276	10,286
Combat and Troop Carrier - Total	8,362	7,984	8,130	7,857
Strategic - Total	2,182	2,100	2,280	2,415
Heavy Bombardment - Total	192	241	364	349
B/RB-36	192	193	325	286
B-47	-	48	-	-
B-52	-	-	39	63
Medium Bombardment - Total	1,066	1,056	1,136	1,378
B/YRB-47	991	1,056	1,136	1,371
B/RB-50	75	-	-	7
Strategic Reconnaissance (Heavy) - Total	128	120	-	-
RB-36	128	120	-	-
Strategic Reconnaissance (Medium) - Total	233	262	282	249
B/RB-29	14	5	2	-
YRB/RB-47	202	228	258	249
RB-50	17	29	22	-
Strategic Reconnaissance (Fighter) - Total	-	42	70	64
F-84F	-	35	-	-
RF-84F/K	-	7	70	64
Strategic Fighter - Total	563	379	428	375
F-84F	457	337	428	375
F-84G	106	42	-	-
Air Defense - Total	2,993	2,666	2,694	2,735
Fighter Interceptor - Total	2,993	2,666	2,694	2,735
F-51	9	-	-	-
F-80	4	-	-	-
F-84	-	2	2	-
F-86	335	10	48	-
F-86D	1,508	1,714	1,829	1,871
F-86F	159	71	-	-
F-89	154	104	-	-
F-89D	314	442	579	550
F-89H	-	-	-	91
F-94	70	38	-	-
F-94C	421	285	236	200
F-102	-	-	-	23
T-33	19	-	-	-
Tactical - Total	2,555	2,675	2,596	2,166
Light Bombardment - Total	142	170	-	-
B-26	109	74	-	-
B-45	33	51	-	-
B-57	-	45	-	-
Tactical Bombardment - Total	111	64	276	251
B-26	111	64	68	13
B-45	-	-	54	48
B-57	-	-	154	165
B-66	-	-	-	25
Tactical Reconnaissance - Total	467	427	358	258
C-47	-	9	6	-
W/RB-26	90	98	90	53
RB-45	16	16	13	11
RB-50	-	-	1	-
RB-57	33	46	68	45
RB-66	-	-	-	8
RF-80	250	113	67	-
RF-84	-	88	90	135
RF-86	17	24	21	-
RF-100	-	3	2	-
LT-6	61	30	-	-
T-33	-	-	-	6

[redacted]

TABLE 123 — USAF AIR CREWS BY MISSION, BY TYPE AND MODEL AIRCRAFT — 31 DEC 1954, 30 JUN 1955, 31 DEC 1955, 30 JUN 1956 (CONTINUED)

TYPE AND MODEL AIRCRAFT WITHIN MISSION DESIGNATION	31 DECEMBER 1954	30 JUNE 1955	31 DECEMBER 1955	30 JUNE 1956
Fighter Bomber - Total	1,589	1,688	1,467	1,205
F-84F	184	324	343	365
F-84G	227	273	209	135
F-86	248	-	-	-
F-86F	930	881	747	564
F-86H	-	210	168	141
Fighter Day - Total	246	326	495	452
F-86	102	-	-	-
F-86F	118	173	169	145
F-86H	-	91	89	-
F-100	26	62	237	307
Troop Carrier - Total	632	543	560	541
Troop Carrier (Heavy) - Total	122	149	127	136
C-54	-	12	9	9
C-124	122	137	118	127
Troop Carrier (Medium) - Total	510	394	433	405
C-46	28	-	-	-
C-47	19	5	3	3
C-54	17	-	-	-
C-119	446	389	430	402
Support Forces - Total	2,032	1,965	2,146	2,429
Troop Carrier Assault - Total	45	52	96	117
H-19	36	38	22	7
H-21	-	-	29	42
YC-122	9	14	-	-
YC-123	-	-	45	68
Air Transport - Total	543	527	611	538
SA-16	6	8	-	-
C-47	2	-	-	-
C-54	226	173	141	120
C-74	12	6	-	-
C-97	70	72	72	63
C-118	45	57	86	115
C-119	8	-	-	-
C-121	1	-	23	31
C-124	173	211	288	209
TB-50	-	-	1	-
Air Refueling - Total	741	810	851	1,001
KB-29	119	123	124	130
KC-97	622	687	727	871
Air Rescue - Total	236	216	196	263
Miscellaneous	236	216	196	263
Air Evacuation - Total	47	41	-	46
C-47	21	-	-	-
C-54	15	9	-	9
C-131	11	5	-	37
YC-131	-	27	-	-
Air Resupply - Total	52	46	39	47
Miscellaneous	52	46	39	47
Strategic Support - Total	73	71	73	72
C-124	73	71	73	72
Tactical Control - Total	-	-	25	-
LT-6	-	-	25	-
Logistical Support - Total	33	20	26	32
C-47	16	-	-	-
C-124	14	12	12	32
H-19	-	2	2	-
L-20	-	3	2	-
TB-29	3	3	10	-

[redacted]

TABLE 123– USAF AIR CREWS BY MISSION, BY TYPE AND MODEL AIRCRAFT – 31 DECEMBER 1954 30 JUN 1955, 31 DEC 1955, 30 JUN 1956, (CONTINUED)

TYPE AND MODEL AIRCRAFT WITHIN MISSION DESIGNATION	31 DECEMBER 1954	30 JUNE 1955	31 DECEMBER 1955	30 JUNE 1956
Weather Reconnaissance - Total	72	61	58	69
WB-26	9	-	-	-
WB-29	63	61	51	29
WB-50	-	-	7	40
Tow Target - Total	97	69	106	113
Miscellaneous	97	69	106	113
Radar Evaluation - Total	4	7	6	20
Miscellaneous	4	7	6	20
Liaison - Total	39	-	-	-
H-19	9	-	-	-
L-20	30	-	-	-
Photo Mapping - Total	39	33	25	30
RC-45	16	16	14	16
RB-50	10	14	7	11
RF-80	12	-	-	-
C-54	-	-	1	3
C-119	1	3	3	-
Airborne Early Warning - Total	11	12	34	81
RC-121	11	12	34	81
NON-TACTICAL AIR CREWS - TOTAL	2,364	2,299	2,465	a/
Administrative and Special Missions - Total	327	383	416	
B-17/25/26/29	74	103	105	
C-45/46/47/54/97	152	169	199	
C-118/119/121/124/131	42	52	51	
F-80/84	24	21	28	
H-13/19/21	16	23	21	
L-20/26	5	5	4	
SA-16	2	1	1	
T-28/29/33/34	12	9	7	
Test Support - Total	172	188	259	
B-17/25/26/29	30	34	51	
B-36/45/47/50/52/57/66	10	21	21	
C-45/46/47/54/97/119/123/131	22	11	24	
F-47/51/80	15	11	20	
F-84/F/G	12	7	9	
F-86/D/F/H	38	51	50	
F-89/D	7	-	3	
F-94/C	1	2	5	
F-100/101	3	4	27	
H-13/19/21/34	8	22	15	
L-13/17/20	2	3	3	
T-6/28/29/33	24	22	31	
Training - Total	1,865	1,728	1,790	
B-25/26/29/36/50	93	91	72	
C-54/131	-	-	46	
F-80	18	-	-	
F-84/F/G	164	98	103	
F-86/D/F	212	243	286	
F-89/D	14	14	27	
F-94/C	25	19	20	
F-100	-	-	17	
H-5/19/23	42	5	14	
KC-97	34	26	25	
L-5	124	-	-	
T-6/7/28/33/34	1,130	1,206	1,137	
SH-16	-	-	12	
Harvard Mark-4	9	26	31	

a/ Discontinued as of 31 December 1955.

Source: Personnel Statistics Division, Directorate of Statistical Services, DCS/Comptroller.

[redacted]

TABLE 124 — USAF AIR CREWS BY MISSION, BY TYPE AND MODEL AIRCRAFT, BY COMMAND — 31 DEC 1955 AND 30 JUN 1956

TYPE AND MODEL AIRCRAFT WITHIN MISSION DESIGNATION	TOTAL	CONTINENTAL US									OVERSEAS				
		ADC	AMC	APG	ARD	ATRC	CON-AC	MATS	SAC	TAC	AAC	CA-IRC	FEAF	NEAC	USAFE
	31 DECEMBER 1955														
TOTAL	12,741	1,869	200	77	141	1,601	98	880	3,233	1,459	267	6	1,157	156	1,597
TACTICAL AIR CREWS - TOTAL	10,276	1,844	12	-	-	-	-	794	3,205	1,459	244	6	1,107	129	1,476
Combat and Troop Carrier-Total	8,130	1,797	-	-	-	-	-	35	2,312	1,282	208	-	991	102	1,403
Strategic - Total	2,280	-	-	-	-	-	-	-	2,268	-	-	-	12	-	-
Heavy Bomb - Total	364	-	-	-	-	-	-	-	364	-	-	-	-	-	-
B-36	191	-	-	-	-	-	-	-	191	-	-	-	-	-	-
RB-36	134	-	-	-	-	-	-	-	134	-	-	-	-	-	-
B-52	39	-	-	-	-	-	-	-	39	-	-	-	-	-	-
Medium Bomb - Total	1,136	-	-	-	-	-	-	-	1,136	-	-	-	-	-	-
B-47	1,136	-	-	-	-	-	-	-	1,136	-	-	-	-	-	-
Strategic Reconnaissance (M) - Total	282	-	-	-	-	-	-	-	270	-	-	-	12	-	-
RB-29	2	-	-	-	-	-	-	-	1	-	-	-	1	-	-
RB-47	258	-	-	-	-	-	-	-	258	-	-	-	-	-	-
RB-50	22	-	-	-	-	-	-	-	11	-	-	-	11	-	-
Strategic Reconnaissance (Ftr) - Total	70	-	-	-	-	-	-	-	70	-	-	-	-	-	-
RF-84F	70	-	-	-	-	-	-	-	70	-	-	-	-	-	-
Strategic Fighter - Total	428	-	-	-	-	-	-	-	428	-	-	-	-	-	-
F-84F	428	-	-	-	-	-	-	-	428	-	-	-	-	-	-
Air Defense - Total	2,694	1,797	-	-	-	-	-	35	-	-	200	-	279	102	281
Fighter Interceptor - Total	2,694	1,797	-	-	-	-	-	35	-	-	200	-	279	102	281
F-84	2	2	-	-	-	-	-	-	-	-	-	-	-	-	-
F-86	48	13	-	-	-	-	-	35	-	-	-	-	-	-	-
F-86D	1,829	1,269	-	-	-	-	-	-	-	-	-	-	279	-	281
F-89D	579	277	-	-	-	-	-	-	-	-	200	-	-	102	-
F-94C	236	236	-	-	-	-	-	-	-	-	-	-	-	-	-
Tactical - Total	2,596	-	-	-	-	-	-	-	-	1,028	-	-	600	-	968
Tactical Bomb - Total	276	-	-	-	-	-	-	-	-	138	-	-	36	-	102
B-26	68	-	-	-	-	-	-	-	-	54	-	-	12	-	2
B-45	54	-	-	-	-	-	-	-	-	-	-	-	-	-	54
B-57	154	-	-	-	-	-	-	-	-	84	-	-	24	-	46
Tactical Reconnaissance - Total	358	-	-	-	-	-	-	-	-	125	-	-	87	-	146
C-47	6	-	-	-	-	-	-	-	-	-	-	-	6	-	-
W/RB-26	90	-	-	-	-	-	-	-	-	32	-	-	35	-	23
RB-45	13	-	-	-	-	-	-	-	-	-	-	-	2	-	11
RB-50	1	-	-	-	-	-	-	-	-	-	-	-	-	-	1
RB-57	68	-	-	-	-	-	-	-	-	24	-	-	4	-	40
RF-80	67	-	-	-	-	-	-	-	-	-	-	-	7	-	60
RF-84	90	-	-	-	-	-	-	-	-	69	-	-	10	-	11
RF-86	21	-	-	-	-	-	-	-	-	-	-	-	21	-	-
F-100	2	-	-	-	-	-	-	-	-	-	-	-	2	-	-
Fighter Bomber-Total	1,467	-	-	-	-	-	-	-	-	431	-	-	477	-	559
F-84F	343	-	-	-	-	-	-	-	-	147	-	-	-	-	196
F-84G	209	-	-	-	-	-	-	-	-	67	-	-	142	-	-
F-86F	747	-	-	-	-	-	-	-	-	49	-	-	335	-	363
F-86H	168	-	-	-	-	-	-	-	-	168	-	-	-	-	-
Fighter Day - Total	495	-	-	-	-	-	-	-	-	334	-	-	-	-	161
F-86F	169	-	-	-	-	-	-	-	-	11	-	-	-	-	158
F-86H	89	-	-	-	-	-	-	-	-	89	-	-	-	-	-
F-100	237	-	-	-	-	-	-	-	-	234	-	-	-	-	3

[redacted]

TABLE 124 - USAF AIR CREWS BY MISSION, BY TYPE AND MODEL AIRCRAFT, BY COMMAN— 31 DEC 1955 AND 30 JUN 1956 (CONTINUED)

TYPE AND MODEL AIRCRAFT WITHIN MISSION DESIGNATION	TOTAL	CONTINENTAL US									OVERSEAS				
		ADC	AMC	APG	ARD	ATRC	CON-AC	MATS	SAC	TAC	AAC	CA-IRC	FEAF	NEAC	USAFE
	31 DECEMBER 1955 (Cont'd)														
Troop Carrier - Total	560	-	-	-	-	-	-	-	44	254	8	-	100	-	154
Troop Carrier (H) - Total	127	-	-	-	-	-	-	-	-	90	8	-	29	-	-
C-54	9	-	-	-	-	-	-	-	-	-	-	-	9	-	-
C-124	118	-	-	-	-	-	-	-	-	90	8	-	20	-	-
Troop Carrier (M) - Total	433	-	-	-	-	-	-	-	44	164	-	-	71	-	154
C-47	3	-	-	-	-	-	-	-	-	-	-	-	3	-	-
C-119	430	-	-	-	-	-	-	-	44	164	-	-	68	-	154
Support Forces - Total	2,146	47	12	-	-	-	-	759	893	177	36	6	116	27	73
Troop Carrier Assault - Total	96	-	-	-	-	-	-	-	-	96	-	-	-	-	-
H-19	22	-	-	-	-	-	-	-	-	22	-	-	-	-	-
H-21	29	-	-	-	-	-	-	-	-	29	-	-	-	-	-
C-123	45	-	-	-	-	-	-	-	-	45	-	-	-	-	-
Air Transport - Total	611	-	-	-	-	-	-	611	-	-	-	-	-	-	-
C-54	141	-	-	-	-	-	-	141	-	-	-	-	-	-	-
C-97	72	-	-	-	-	-	-	72	-	-	-	-	-	-	-
C-118	86	-	-	-	-	-	-	86	-	-	-	-	-	-	-
C-121	23	-	-	-	-	-	-	23	-	-	-	-	-	-	-
C-124	288	-	-	-	-	-	-	288	-	-	-	-	-	-	-
TB-50	1	-	-	-	-	-	-	1	-	-	-	-	-	-	-
Air Refueling - Total	851	-	-	-	-	-	-	-	814	19	-	-	8	-	10
KB-29	124	-	-	-	-	-	-	-	87	19	-	-	8	-	10
KC-97	727	-	-	-	-	-	-	-	727	-	-	-	-	-	-
Air Rescue - Total	196	-	-	-	-	-	-	108	6	-	17	6	26	25	8
H-19	43	-	-	-	-	-	-	12	2	-	7	2	9	7	4
C/SC-47	62	-	-	-	-	-	-	59	-	-	-	-	3	-	-
C/SC-54	6	-	-	-	-	-	-	1	-	-	2	-	-	3	-
SA-16	73	-	-	-	-	-	-	26	4	-	8	4	14	13	4
SB-17	3	-	-	-	-	-	-	3	-	-	-	-	-	-	-
SB-29	9	-	-	-	-	-	-	7	-	-	-	-	-	2	-
Air Resupply - Total	39	-	-	-	-	-	-	-	-	-	-	-	6	-	33
B-29	26	-	-	-	-	-	-	-	-	-	-	-	3	-	23
C-119	6	-	-	-	-	-	-	-	-	-	-	-	2	-	4
SA-16	7	-	-	-	-	-	-	-	-	-	-	-	1	-	6
Strategic Support - Total	73	-	-	-	-	-	-	-	73	-	-	-	-	-	-
C-124	73	-	-	-	-	-	-	-	73	-	-	-	-	-	-
Logistical Support - Total	26	-	12	-	-	-	-	-	-	-	-	-	4	-	10
TB-29	10	-	-	-	-	-	-	-	-	-	-	-	-	-	10
C-124	12	-	12	-	-	-	-	-	-	-	-	-	-	-	-
H-19	2	-	-	-	-	-	-	-	-	-	-	-	2	-	-
L-20	2	-	-	-	-	-	-	-	-	-	-	-	2	-	-
Weather Reconnaissance - Total	58	-	-	-	-	-	-	15	-	-	13	-	30	-	-
WB-29	51	-	-	-	-	-	-	8	-	-	13	-	30	-	-
WB-50	7	-	-	-	-	-	-	7	-	-	-	-	-	-	-
Tow Target - Total	106	13	-	-	-	-	-	-	-	62	6	-	13	-	12
TB-26	83	-	-	-	-	-	-	-	-	59	-	-	12	-	12
TB-29	15	5	-	-	-	-	-	-	-	3	6	-	1	-	-
TB-45	8	8	-	-	-	-	-	-	-	-	-	-	-	-	-
Radar Evaluation - Total	6	-	-	-	-	-	-	-	-	-	-	-	4	2	-
B/TB-29	6	-	-	-	-	-	-	-	-	-	-	-	4	2	-
Tactical Control-Total	25	-	-	-	-	-	-	-	-	-	-	-	25	-	-
LT-6	25	-	-	-	-	-	-	-	-	-	-	-	25	-	-

[redacted]

TABLE 124– USAF AIR CREWS BY MISSION, BY TYPE AND MODEL AIRCRAFT, BY COMMAND– 31 DEC 1955 AND 30 JUN 1956 (CONTINUED)

	TOTAL	CONTINENTAL US									OVERSEAS				
		ADC	AMC	APG	ARD	ATRC	CON-AC	MATS	SAC	TAC	AAC	CA-IRC	FEAF	NEAC	USAFE
	31 DECEMBER 1955 (Cont'd)														
Mapping and Charting-Total	25	-	-	-	-	-	-	25	-	-	-	-	-	-	-
C-54	1	-	-	-	-	-	-	1	-	-	-	-	-	-	-
C-119	3	-	-	-	-	-	-	3	-	-	-	-	-	-	-
RC-45	14	-	-	-	-	-	-	14	-	-	-	-	-	-	-
RB-50	7	-	-	-	-	-	-	7	-	-	-	-	-	-	-
Airborne Early Warning - Total	34	34	-	-	-	-	-	-	-	-	-	-	-	-	-
RC-121	34	34	-	-	-	-	-	-	-	-	-	-	-	-	-
NON-TACTICAL AIR CREWS-TOTAL	2,465	25	188	77	141	1,601	98	86	28	-	23	-	50	27	121
Administration and Special Missions - Total	416	20	147	-	-	23	98	31	3	-	23	-	8	27	36
B-17/25/26/29	105	11	86	-	-	5	-	-	-	-	2	-	-	-	1
C-45/46/47/54/97	199	-	50	-	-	18	62	1	2	-	21	-	-	16	29
C-118/119/121/124/131	51	-	11	-	-	-	1	30	1	-	-	-	-	4	4
F-80/84	28	-	-	-	-	-	28	-	-	-	-	-	-	-	-
H-19/21	21	9	-	-	-	-	-	-	-	-	-	-	4	6	2
L-20/26	4	-	-	-	-	-	-	-	-	-	-	-	4	-	-
SA-16	1	-	-	-	-	-	-	-	-	-	-	-	-	1	-
T-28/33/34	7	-	-	-	-	-	7	-	-	-	-	-	-	-	-
Test Support - Total	259	-	41	77	141	-	-	-	-	-	-	-	-	-	-
B-17/25/26/29	51	-	-	34	17	-	-	-	-	-	-	-	-	-	-
B-36/45/47/50/52/66	21	-	-	-	21	-	-	-	-	-	-	-	-	-	-
C-45/46/47/54/97/131	24	-	-	-	24	-	-	-	-	-	-	-	-	-	-
F-80	20	-	9	10	1	-	-	-	-	-	-	-	-	-	-
F-84F/G	9	-	-	-	9	-	-	-	-	-	-	-	-	-	-
F-86D/F/H	50	-	9	6	35	-	-	-	-	-	-	-	-	-	-
F-89D	3	-	-	3	-	-	-	-	-	-	-	-	-	-	-
F-94C	5	-	4	-	1	-	-	-	-	-	-	-	-	-	-
F-100/101	27	-	-	12	15	-	-	-	-	-	-	-	-	-	-
H-13/19/21/34	15	-	-	-	15	-	-	-	-	-	-	-	-	-	-
L-20	3	-	-	-	3	-	-	-	-	-	-	-	-	-	-
T-6/28/33	31	-	19	12	-	-	-	-	-	-	-	-	-	-	-
Training - Total	1,790	5	-	-	-	1,578	-	55	25	-	-	-	42	-	85
B-25/26/29	72	-	-	-	-	65	-	-	-	-	-	-	7	-	-
C-54/131	46	-	-	-	-	-	-	46	-	-	-	-	-	-	-
F-84F/G	103	-	-	-	-	103	-	-	-	-	-	-	-	-	-
F-86D/F	286	-	-	-	-	282	-	-	-	-	-	-	4	-	-
F-89D	27	-	-	-	-	27	-	-	-	-	-	-	-	-	-
F-94C	20	-	-	-	-	20	-	-	-	-	-	-	-	-	-
F-100	17	-	-	-	-	17	-	-	-	-	-	-	-	-	-
H-5/19	14	-	-	-	-	6	-	-	-	-	-	-	8	-	-
KC-97	25	-	-	-	-	-	-	-	25	-	-	-	-	-	-
T-6/28/33/34	1,137	5	-	-	-	1,058	-	-	-	-	-	-	20	-	54
SH-16	12	-	-	-	-	-	-	9	-	-	-	-	3	-	-
HM-4	31	-	-	-	-	-	-	-	-	-	-	-	-	-	31
	30 JUNE 1956														
TOTAL	10,286	2,043	32	-	-	-	-	975	3,448	1,251	201	-	931	82	1,323
TACTICAL AIR CREWS - TOTAL	10,286	2,043	32	-	-	-	-	975	3,448	1,251	201	-	931	82	1,323
Combat and Troop Carrier - Total	7,857	1,937	-	-	-	-	-	29	2,415	1,081	195	-	882	80	1,238
Strategic - Total	2,415	-	-	-	-	-	-	-	2,415	-	-	-	-	-	-
Heavy Bomb - Total	349	-	-	-	-	-	-	-	349	-	-	-	-	-	-
B-36	159	-	-	-	-	-	-	-	159	-	-	-	-	-	-
RB-36	127	-	-	-	-	-	-	-	127	-	-	-	-	-	-
B-52	63	-	-	-	-	-	-	-	63	-	-	-	-	-	-

[redacted]

TABLE 124 – USAF AIR CREWS BY MISSION, BY TYPE AND MODEL AIRCRAFT, BY COMMAND – 31 DEC 1955 AND 30 JUN 1956 (CONTINUED)

TYPE AND MODEL AIRCRAFT WITHIN MISSION DESIGNATION	TOTAL	CONTINENTAL US									OVERSEAS				
		ADC	AMC	APC	ARD	AIRC	CON-AC	MATS	SAC	TAC	AAC	CA-IRC	FEAF	NEAC	USAFE
	30 JUNE 1956 (Cont'd)														
Medium Bomb - Total	1,378	-	-	-	-	-	-	-	1,378	-	-	-	-	-	-
B-29	1	-	-	-	-	-	-	-	1	-	-	-	-	-	-
B-47	1,371	-	-	-	-	-	-	-	1,371	-	-	-	-	-	-
RB-50	6	-	-	-	-	-	-	-	6	-	-	-	-	-	-
Strategic Reconnaissance (M) - Total	249	-	-	-	-	-	-	-	249	-	-	-	-	-	-
RB-47	249	-	-	-	-	-	-	-	249	-	-	-	-	-	-
Strategic Reconnaissance (Ftr) - Total	64	-	-	-	-	-	-	-	64	-	-	-	-	-	-
RF-84F/K	64	-	-	-	-	-	-	-	64	-	-	-	-	-	-
Strategic Fighter - Total	375	-	-	-	-	-	-	-	375	-	-	-	-	-	-
F-84F	375	-	-	-	-	-	-	-	375	-	-	-	-	-	-
Air Defense - Total	2,735	1,937	-	-	-	-	-	29	-	-	185	-	268	80	236
Fighter Interceptor - Total	2,735	1,937	-	-	-	-	-	29	-	-	185	-	268	80	236
F-86D	1,871	1,367	-	-	-	-	-	-	-	-	-	-	268	-	236
F-89D	550	256	-	-	-	-	-	29	-	-	185	-	-	80	-
F-89H	91	91	-	-	-	-	-	-	-	-	-	-	-	-	-
F-94C	200	200	-	-	-	-	-	-	-	-	-	-	-	-	-
F-102	23	23	-	-	-	-	-	-	-	-	-	-	-	-	-
Tactical - Total	2,166	-	-	-	-	-	-	-	-	794	-	-	508	-	864
Tactical Bomb - Total	251	-	-	-	-	-	-	-	-	115	-	-	45	-	91
B-26	13	-	-	-	-	-	-	-	-	12	-	-	1	-	-
B-45	48	-	-	-	-	-	-	-	-	-	-	-	-	-	48
B-57	165	-	-	-	-	-	-	-	-	78	-	-	44	-	43
B-66	25	-	-	-	-	-	-	-	-	25	-	-	-	-	-
Tactical Reconnaissance - Total	258	-	-	-	-	-	-	-	-	97	-	-	53	-	108
W/RB-26	53	-	-	-	-	-	-	-	-	19	-	-	25	-	9
RB-45	11	-	-	-	-	-	-	-	-	-	-	-	-	-	11
B/RB-57	45	-	-	-	-	-	-	-	-	14	-	-	-	-	31
RB-66	8	-	-	-	-	-	-	-	-	8	-	-	-	-	-
RF-84	135	-	-	-	-	-	-	-	-	50	-	-	28	-	57
T-33	6	-	-	-	-	-	-	-	-	6	-	-	-	-	-
Fighter Bomber - Total	1,205	-	-	-	-	-	-	-	-	351	-	-	335	-	519
F-84F	365	-	-	-	-	-	-	-	-	187	-	-	-	-	178
F-84G	135	-	-	-	-	-	-	-	-	-	-	-	135	-	-
F-86F	564	-	-	-	-	-	-	-	-	50	-	-	200	-	314
F-86H	141	-	-	-	-	-	-	-	-	114	-	-	-	-	27
Fighter Day - Total	452	-	-	-	-	-	-	-	-	231	-	-	75	-	146
F-86F	145	-	-	-	-	-	-	-	-	-	-	-	75	-	70
F-100	307	-	-	-	-	-	-	-	-	231	-	-	-	-	76
Troop Carrier - Total	541	-	-	-	-	-	-	-	-	287	10	-	106	-	138
Troop Carrier (H) - Total	136	-	-	-	-	-	-	-	-	98	10	-	28	-	-
C-54	9	-	-	-	-	-	-	-	-	-	-	-	9	-	-
C-119	127	-	-	-	-	-	-	-	-	98	10	-	19	-	-
Troop Carrier (M) - Total	405	-	-	-	-	-	-	-	-	189	-	-	78	-	138
C-47	3	-	-	-	-	-	-	-	-	-	-	-	3	-	-
C-119	402	-	-	-	-	-	-	-	-	189	-	-	75	-	138
Support Forces - Total	2,429	106	32	-	-	-	-	946	1,033	170	6	-	49	2	85
Troop Carrier Assault - Total	117	-	-	-	-	-	-	-	-	83	-	-	-	-	34
H-19	7	-	-	-	-	-	-	-	-	7	-	-	-	-	-
H-21	42	-	-	-	-	-	-	-	-	42	-	-	-	-	-
C-123	68	-	-	-	-	-	-	-	-	34	-	-	-	-	34

TABLE 124 – USAF AIR CREWS BY MISSION, BY TYPE AND MODEL AIRCRAFT, BY COMMAND– 31 DEC 1955 AND 30 JUN 1956 (CONTINUED)

TYPE AND MODEL AIRCRAFT WITHIN MISSION DESIGNATION	TOTAL	CONTINENTAL US								OVERSEAS				
		ADC	AMC	APG	ARD	ATRC	CONAC	MATS	SAC	TAC	AAC	CAIRC	FEAF	NEAC	USAFE
	30 JUNE 1956 (Cont'd)														
Air Transport - Total	538	-	-	-	-	-	-	538	-	-	-	-	-	-	-
C-54	120	-	-	-	-	-	-	120	-	-	-	-	-	-	-
C-97	63	-	-	-	-	-	-	63	-	-	-	-	-	-	-
C-118	115	-	-	-	-	-	-	115	-	-	-	-	-	-	-
C-121	31	-	-	-	-	-	-	31	-	-	-	-	-	-	-
C-124	209	-	-	-	-	-	-	209	-	-	-	-	-	-	-
Air Refueling - Total	1,001	-	-	-	-	-	-	-	961	17	-	-	13	-	10
KB-29	130	-	-	-	-	-	-	-	90	17	-	-	13	-	10
KC-97	871	-	-	-	-	-	-	-	871	-	-	-	-	-	-
Air Rescue - Total	263	-	-	-	-	-	-	263	-	-	-	-	-	-	-
Miscellaneous	263	-	-	-	-	-	-	263	-	-	-	-	-	-	-
Air Resupply - Total	47	-	-	-	-	-	-	-	-	-	-	-	14	-	33
Miscellaneous	47	-	-	-	-	-	-	-	-	-	-	-	14	-	33
Strategic Support - Total	72	-	-	-	-	-	-	-	72	-	-	-	-	-	-
C-124	72	-	-	-	-	-	-	-	72	-	-	-	-	-	-
Logistical Support - Total	32	-	32	-	-	-	-	-	-	-	-	-	-	-	-
C-124	32	-	32	-	-	-	-	-	-	-	-	-	-	-	-
Weather Reconnaissance - Total	69	-	-	-	-	-	-	69	-	-	-	-	-	-	-
WB-29	29	-	-	-	-	-	-	29	-	-	-	-	-	-	-
WB-50	40	-	-	-	-	-	-	40	-	-	-	-	-	-	-
Tow Target - Total	113	8	-	-	-	-	-	-	-	70	6	-	21	-	8
Miscellaneous	113	8	-	-	-	-	-	-	-	70	6	-	21	-	8
Radar Evaluation - Total	20	17	-	-	-	-	-	-	-	-	-	-	1	2	-
Miscellaneous	20	17	-	-	-	-	-	-	-	-	-	-	1	2	-
Photo Mapping - Total	30	-	-	-	-	-	-	30	-	-	-	-	-	-	-
RB-50	11	-	-	-	-	-	-	11	-	-	-	-	-	-	-
RC-45	16	-	-	-	-	-	-	16	-	-	-	-	-	-	-
C-54	3	-	-	-	-	-	-	3	-	-	-	-	-	-	-
Airborne Early Warning - Total	81	81	-	-	-	-	-	-	-	-	-	-	-	-	-
RC-121	81	81	-	-	-	-	-	-	-	-	-	-	-	-	-
Air Evacuation - Total	46	-	-	-	-	-	-	46	-	-	-	-	-	-	-
C-54	9	-	-	-	-	-	-	9	-	-	-	-	-	-	-
C-131	37	-	-	-	-	-	-	37	-	-	-	-	-	-	-
NON-TACTICAL AIR CREWS - TOTAL a/	-	-	-	-	-	-	-	-	-	-	-	-	-	-	-

a/ No longer reported in this Division.

Note: ADC- Air Defense Command; AMC - Air Materiel Command; APG - Air Proving Ground; ARD - Air Research and Development; ATRC- Air Training Command; CONAC- Continental Air Command; MATS- Military Air Transport Service; SAC- Strategic Air Command; TAC - Tatical Air Command; AAC - Alaskan Air Command; CAIRC- Caribbean Air Command; FEAF - Far East Air Forces; NEAC- Northeast Air Command; USAFE - United States Air Forces Europe.

Source: Personnel Statistics Division, Directorate of Statistical Services

TABLE 125 — SUMMARY — MILITARY STRENGTH BY TYPE — 1 AUG 1907 THROUGH FY 1956

NOTE: Annual strength figures are as of 30 June except as noted. The history of the AAF falls into several well defined phases. On 1 August 1907, the Aeronautical Division of the Signal Corps was established, and this division continued until 1 July 1914 when it was reorganized as the Aviation Section of the Signal Corps. In May 1918, Army aviation was divorced from the Signal Corps by Presidential order and comprised the Division of Military Aeronautics, Bureau of Aircraft Production, and the Spruce Section which had been organized in November 1917. (The latter was created to expedite lumber production for aircraft construction.) Legislative cognizance of a separate arm occurred on 4 June 1920 when the Air Service was created. The Air Corps was established in July 1926 and continued until the reorganization of the Army in March 1942. At that time, the Army Air Forces came into being and continued under this organization until the three defense agencies were established in 1947. On 17 September 1947, James V. Forrestal took the oath of office as Secretary of Defense. The Air Force was officially separated from the Army the following day and the new agency, U.S. Air Force, was established, but it was not until 1948 that Air Force reporting was entirely divorced from the Army. Blank columns in the table below indicate that breaks were not available for the period; and other necessary explanations are covered with foot notes. Army personnel on duty with the US Air Force known as SCARWAF, were included in this table from September 1947 through June 1955.

YEAR	TOTAL ARMY AIR FORCES	YEAR	TOTAL ARMY AIR FORCES	YEAR	TOTAL ARMY AIR FORCES	YEAR	TOTAL ARMY AIR FORCES
1907 (1 Aug)	3	1915 (30 Jun)	208	1923 (30 Jun)	9,441	1931 (30 Jun)	14,780
1908 (30 Jun)	13	1916 (30 Jun)	311	1924 (30 Jun)	10,547	1932 (30 Jun)	15,028
1909 (30 Jun)	27	1917 (6 Apr)	1,218	1925 (30 Jun)	9,670	1933 (30 Jun)	15,099
1910 (30 Jun)	11	1918 (11 Nov)	195,023	1926 (30 Jun)	9,674	1934 (30 Jun)	15,861
1911 (30 Jun)	23	1919 (30 Jun)	25,603	1927 (30 Jun)	10,078	1935 (30 Jun)	16,247
1912 (1 Nov)	51	1920 (30 Jun)	9,050	1928 (30 Jun)	10,549	1936 (30 Jun)	17,233
1913 (30 Sep)	114	1921 (30 Jun)	11,649	1929 (30 Jun)	12,131	1937 (30 Jun)	19,147
1914 (30 Jun)	122	1922 (30 Jun)	9,642	1930 (30 Jun)	13,531	1938 (30 Jun)	21,089
						1939 (30 Jun)	23,455

END OF FISCAL YEAR	WORLDWIDE					CONTINENTAL US					OVERSEAS			
	Total	Officer a/	Warrant Officer	Enlisted Personnel	Air Cadet	Total	Officer a/	Warrant Officer	Enlisted Personnel	Air Cadet	Total	Officer a/	Warrant Officer	Enlisted Personnel
June 1940	51,165	3,361		45,910	1,894	40,229	2,999		35,336	1,894	10,936	362		10,574
June 1941	152,125	10,611		132,887	8,627	129,767	9,463		111,677	8,627	22,358	1,148		21,210
June 1942	764,415	55,956		658,246	50,213	649,091	45,449		553,429	50,213	115,324	10,507		104,817
June 1943	2,197,114	205,874		1,891,568	99,672	1,764,969	156,417		1,508,880	99,672	432,145	49,457		382,688
June 1944	2,372,292	333,401		1,956,244	82,647	1,334,958	205,156		1,047,155	82,647	1,037,334	128,245		909,089
June 1945	2,282,259	381,454		1,884,041	16,764	1,153,373	239,561		897,048	16,764	1,128,886	141,893		986,993
June 1946	455,515	81,733		373,775	7	296,964	58,907		238,050	7	158,551	22,826		135,725
June 1947	305,827	42,745		263,029	53	206,226	29,640		176,533	53	99,601	13,105		86,496
June 1948	387,730	47,709	1,248	337,435	1,338	268,896	34,675	891	231,992	1,338	118,834	13,034	357	105,443
June 1949	419,347	55,773	2,078	359,636	1,860	293,870	40,908	1,625	249,477	1,860	125,477	14,865	453	110,159
June 1950	411,277	54,914	2,092	352,085	2,186	317,816	43,604	1,665	270,361	2,186	93,461	11,310	427	81,724
June 1951	788,381	104,443	2,656	678,806	2,476	628,954	84,747	1,931	539,800	2,476	159,427	19,696	725	139,006
June 1952	973,474	124,239	4,162	838,291	6,782	723,163	94,705	3,159	618,517	6,782	250,311	29,534	1,003	219,774
June 1953	977,593	126,769	4,000	837,667	9,157	681,978	94,383	2,821	575,617	9,157	295,615	32,386	1,179	262,050
June 1954	947,918	126,067	3,685	809,094	9,072	673,321	93,722	2,503	568,024	9,072	274,597	32,345	1,182	241,070
June 1955	959,946	133,183	3,966	818,478	4,319	689,635	99,845	2,853	582,618	4,319	270,311	33,338	1,113	235,860
June 1956	909,695	138,106	3,987	764,609	2,993	648,365	106,155	2,864	536,353	2,993	261,330	31,951	1,123	228,256

a/ Prior to 30 Jun 1948 Warrant Officers were included in the Officer Strength.

Source: Personnel Statistics Division, Directorate of Statistical Services DCS/Comptroller

TABLE 126 — PEAK STRENGTH OF MILITARY PERSONNEL BY FISCAL AND CALENDAR YEARS, WORLDWIDE - JUL 1939 THROUGH JUN 1956

(Peak strengths for the respective types of military personnel are underscored and other types are shown for the corresponding periods. The lowest point reached in Worldwide USAF military strength since World War II was in May 1947 with a total of 303,614 personnel - 43,076 Officers and 260,538 Enlisted.)

DATE	TOTAL	OFFICER a/	ENLISTED b/	CALENDAR YEAR	TOTAL	OFFICER a/	ENLISTED b/
PEAK STRENGTH BY FISCAL YEAR				PEAK STRENGTH BY CALENDAR YEAR			
1940				1939 (Last Half)			
June (1940)	51,165	3,361	47,804	November	39,058	3,030	36,028
				December	43,118	3,006	40,112
1941				1940			
May (1941)	152,641	9,078	143,563	December	99,993	5,203	94,790
June (1941)	152,125	10,611	141,514				
1942				1941			
June (1942)	764,415	55,956	708,459	December	354,161	24,521	329,640
1943				1942			
June (1943)	2,197,114	205,874	1,991,240	December	1,597,049	127,267	1,469,782
1944				1943			
November (1943)	2,383,370	265,630	2,117,740	November	2,383,370	265,630	2,117,740
March (1944)	2,411,294	306,889	2,104,405	December	2,373,882	274,347	2,099,535
June (1944)	2,372,292	333,401	2,038,891				
1945				1944			
July (1944)	2,403,806	342,914	2,060,892	January	2,400,151	287,294	2,112,857
May (1945)	2,310,436	388,295	1,922,141	March	2,411,294	306,889	2,104,405
				December	2,359,456	375,973	1,983,483
1946				1945			
July (1945)	2,262,092	371,269	1,890,823	January	2,345,068	377,426	1,967,642
				May	2,310,436	388,295	1,922,141
1947				1946			
July (1946)	450,626	72,983	377,643	January	733,786	141,643	592,143
1948				1947			
June (1948)	387,730	48,957	338,773	January	327,404	48,021	279,383
				December	339,246	47,021	292,225
1949				1948			
June (1949)	419,347	57,851	361,496	December	412,312	53,948	358,364
1950				1949			
July (1949)	422,515	59,120	363,395	July	422,515	59,120	363,395
December (1949)	413,286	60,770	352,516	December	413,286	60,770	352,516
1951				1950			
June (1951)	788,381	107,099	681,282	December	559,329	69,901	489,428
1952				1951			
June (1952)	973,474	128,401	845,073	December	897,366	121,635	775,731
1953				1952			
October (1952)	969,566	132,621	836,945	June	973,474	128,401	845,073
April (1953)	980,205	129,685	850,520	August	975,603	131,868	843,735
				October	969,566	132,621	836,945
1954				1953			
July (1953)	977,338	129,448	847,890	April	980,205	129,685	850,520
June (1954)	947,918	129,752	818,166	June	977,593	130,769	846,824
1955				1954			
November (1954)	966,411	132,196	834,215	November	966,411	132,196	834,215
June (1955)	959,946	137,149	822,797	December	947,247	132,444	814,803
1956				1955			
July (1955)	955,822	137,713	818,109	June (1955)	959,946	137,149	822,797
August (1955)	959,501	141,400	818,101	May (1955)	959,908	135,615	824,293
January (1956)	938,396	143,958	794,438	December (1955)	936,456	143,641	792,815

a/ Includes Flight and Warrant Officers.
b/ Includes Aviation Cadets and Aviation Students.

Source: Personnel Statistics Division, Directorate of Statistical Services, DCS/Comptroller.

TABLE 127—COMMAND STRENGTH BASED ON OPERATING LOCATION BY STATE, CONTINENTAL US — FY 1956

STATE	JULY (1955)	AUGUST	SEP-TEMBER	OCTOBER	NO-VEMBER	DE-CEMBER	JANUARY (1956)	FEB-RUARY	MARCH	APRIL	MAY	JUNE
TOTAL	685,479	687,366	683,618	678,274	677,879	662,801	664,083	659,867	647,079	646,299	642,478	646,031
Ala	11,999	12,347	12,859	12,832	12,483	12,274	12,230	11,983	11,639	11,538	11,234	11,225
Ariz	17,031	16,628	16,251	15,980	15,951	15,899	15,911	15,245	15,311	15,450	15,147	15,691
Ark	579	1,652	1,956	3,037	4,704	5,420	5,950	6,261	6,762	7,442	7,559	7,772
Calif	77,728	70,432	75,393	75,733	75,924	73,531	74,492	74,859	68,098	67,535	66,440	67,954
Colo	16,523	16,965	18,287	18,645	18,248	17,401	17,426	17,033	17,204	16,990	17,010	16,543
Conn	233	228	218	296	263	260	343	353	343	398	397	376
Del	7,456	7,412	7,244	7,203	7,109	7,065	7,353	6,982	6,955	7,042	7,055	7,206
Dist of Columbia	10,072	9,959	9,729	9,716	9,722	9,679	9,804	9,729	9,805	9,828	9,927	10,102
Fla	38,499	38,212	37,726	37,811	38,223	38,775	39,898	40,698	41,100	41,927	42,246	41,358
Ga	20,878	20,735	19,694	19,539	19,804	19,751	19,884	19,783	20,104	19,966	20,443	20,280
Ida	3,605	3,574	3,464	3,369	3,355	3,398	3,424	3,410	3,382	3,371	3,398	3,430
Ill	29,208	28,939	28,919	29,224	28,600	26,945	25,553	24,651	24,965	24,446	23,903	23,330
Ind	1,269	1,421	1,788	2,013	2,469	2,600	2,909	2,989	3,115	3,282	3,409	3,614
Ia	1,563	1,583	1,593	1,624	1,624	1,623	1,640	1,642	1,644	1,655	1,664	1,738
Kans	12,468	13,810	16,110	16,129	16,009	16,043	15,853	15,768	15,581	15,621	15,685	15,422
Ky	907	913	909	895	898	990	880	882	855	859	870	865
La	20,170	20,436	20,185	19,659	19,076	18,929	18,906	18,615	18,640	18,789	18,943	19,080
Me	10,887	10,988	10,806	9,540	9,943	10,171	10,409	10,401	10,396	10,659	10,884	10,921
Md	10,241	10,250	9,910	10,092	10,059	9,809	10,001	9,962	9,764	9,742	9,683	9,705
Mass	12,905	13,604	13,020	13,281	13,537	13,569	14,564	14,556	14,653	14,872	14,889	14,879
Mich	7,802	7,744	7,626	7,524	7,419	7,299	7,298	7,247	7,256	7,505	7,850	8,383
Minn	3,565	3,641	3,662	3,625	3,640	3,563	3,589	3,567	3,556	3,633	3,712	3,832
Miss	23,415	22,614	22,771	24,013	23,001	22,014	21,448	21,501	21,712	20,950	19,385	18,066
Mo	6,704	6,623	5,061	4,947	6,656	6,659	6,927	6,918	7,005	7,193	7,177	7,141
Mont	4,485	4,489	4,453	4,387	4,347	4,404	4,505	4,456	4,504	4,575	4,682	4,722
Nebr	10,801	10,948	10,855	10,862	9,203	9,566	9,751	11,095	11,048	11,094	11,173	11,163
Nev	7,288	7,255	7,045	6,887	6,728	6,683	6,629	6,404	6,387	6,354	6,331	6,084
N H	1,418	1,469	1,439	1,393	1,155	1,517	2,127	2,471	2,738	2,974	3,188	3,358
N J	6,393	6,481	6,694	6,596	6,835	6,740	6,759	6,642	6,636	6,602	6,605	6,651
N Mex	19,141	18,772	18,411	16,877	17,917	17,540	17,550	17,528	16,834	16,784	17,178	16,835
N Y	46,815	48,657	48,697	44,582	41,218	36,721	31,267	27,063	25,586	25,274	23,605	24,827
N C	3,764	3,928	3,640	3,948	3,989	3,991	3,993	3,832	4,093	4,188	4,306	4,696
N Dak	517	550	576	576	576	641	598	597	601	606	619	607
Ohio	15,913	15,418	16,174	15,452	15,015	15,504	15,255	15,361	15,393	15,461	15,283	15,285
Okla	12,529	12,627	12,422	12,417	12,513	12,672	12,719	12,768	12,458	12,331	12,560	12,500
Oreg	1,822	1,807	1,847	1,937	1,919	1,981	2,099	2,097	2,090	2,084	2,076	2,037
Pa	3,030	2,784	2,975	2,965	2,939	2,920	2,896	2,860	2,911	2,937	3,012	3,051
R I	70	72	73	73	72	77	82	71	72	78	81	80
S C	19,110	18,097	19,059	18,917	19,096	17,357	17,017	17,169	17,385	17,401	17,910	18,591
S Dak	6,077	5,988	5,804	5,676	5,618	5,598	5,643	5,627	5,598	5,615	5,718	5,759
Tenn	6,049	6,070	6,199	6,133	6,164	6,109	6,062	6,011	5,988	6,006	6,016	6,311
Tex	125,331	132,897	124,120	123,799	124,084	121,208	123,103	123,430	116,498	114,711	111,896	113,731
Utah	3,929	4,001	3,885	3,828	3,246	3,171	3,094	2,930	2,598	2,061	2,036	2,072
Vt	1,179	1,189	1,150	1,115	1,143	1,151	1,181	1,174	1,186	1,239	1,308	1,306
Va	9,592	9,756	9,530	9,581	9,456	9,282	9,262	9,045	9,498	9,608	9,745	9,881
Wash	21,394	21,366	21,145	20,529	20,217	19,747	19,715	19,741	19,693	19,840	18,470	18,725
W Va	256	274	269	265	257	244	242	255	246	261	266	281
Wis	2,530	2,522	2,526	2,527	2,550	2,547	2,619	2,683	2,784	2,808	2,968	3,044
Wyo	9,230	8,192	8,554	9,236	10,199	10,602	10,215	10,662	11,917	11,982	11,591	10,956
Unknown	1,109	1,047	895	989	2,706	1,161	3,008	2,860	2,492	2,732	4,945	4,565

Source: Personnel Statistics Division, Directorate of Statistical Services, DCS/Comptroller.

TABLE 128 — COMMAND STRENGTH BASED ON OPERATING LOCATION BY COUNTRY OUTSIDE CONTINENTAL US — FY 1956

COUNTRY	JULY (1955)	AUGUST	SEP-TEMBER	OCTOBER	NO-VEMBER	DE-CEMBER	JANUARY (1956)	FEB-RUARY	MARCH	APRIL	MAY	JUNE
TOTAL	270,343	272,135	275,572	276,589	273,350	273,655	274,313	274,080	264,196	265,070	265,504	263,664
Afghanistan	6	5	4	-	-	2	4	4	4	6	-	-
Alaska	23,854	23,874	22,947	23,279	22,573	23,084	22,626	22,008	20,730	20,670	20,930	20,952
Argentina	7	9	9	14	9	8	8	8	8	8	8	8
Australia	14	14	14	16	19	22	26	26	23	22	22	17
Austria	253	107	45	7	11	9	10	77	12	11	11	11
Azores	1,385	1,467	1,515	1,524	1,547	1,655	1,684	1,707	1,665	1,634	1,598	1,636
Bahamas	667	703	702	683	650	644	637	609	5	3	3	3
Belgium	47	59	66	43	58	63	72	54	34	55	51	61
Bermuda	1,879	2,076	2,096	1,894	1,966	2,030	2,094	2,525	2,511	2,489	2,531	2,514
Bolivia	16	10	9	8	8	8	8	10	10	10	9	7
Brazil	73	73	70	66	66	60	67	66	65	64	60	61
Bulgaria	-	-	-	-	-	-	-	311	-	-	-	-
Burma	7	7	7	8	8	8	7	7	7	7	7	7
Canada	1,695	1,677	1,675	1,620	1,593	1,547	1,581	1,695	1,751	11,893	11,958	11,771
Canal Zone	1,623	1,607	1,596	1,623	1,633	1,590	1,601	1,593	1,590	1,562	1,521	1,519
Cayman Island	-	-	-	-	5	-	-	-	-	-	-	-
Chile	24	23	23	20	19	15	15	15	15	15	15	15
China	-	1	1	1	1	1	1	1	1	1	1	1
Colombia	24	13	13	13	13	13	14	14	13	13	13	14
Costa Rica	-	-	-	-	-	-	8	8	8	8	5	-
Cuba	19	20	20	19	19	19	19	19	19	19	19	19
Czechoslo-vakia	2	3	2	2	2	2	2	2	2	2	2	2
Denmark	28	28	27	27	29	29	29	29	27	28	28	31
Dom. Rep	6	17	15	7	4	7	7	6	6	6	7	7
Ecuador	15	16	15	15	14	14	18	19	19	16	16	16
Egypt	9	9	8	8	6	7	9	9	9	9	9	9
Eire	1	-	-	-	-	-	-	-	-	-	-	-
El Salvador	10	12	10	9	10	10	10	10	10	10	10	9
England	37,829	39,237	39,936	41,653	40,807	41,292	41,375	40,084	37,875	37,905	37,388	36,762
Finland	6	7	7	7	7	7	7	8	7	7	7	7
Formosa a/	777	1,236	1,376	1,340	1,350	1,202	1,537	988	1,253	-	-	-
France	19,933	19,851	21,105	21,978	22,199	22,126	22,652	22,877	20,941	21,688	21,833	22,160
French I. C	37	39	53	60	68	71	71	72	71	73	64	61
Germany	39,232	40,444	40,543	40,713	41,061	41,650	41,899	42,004	40,585	40,582	39,832	39,390
Greece	562	506	527	552	581	583	645	665	719	749	756	763
Greenland	5,415	5,545	6,434	6,564	6,532	5,342	5,381	5,598	5,876	5,706	5,901	5,972
Guadeloupe Isl	1	1	-	-	-	-	-	-	-	-	-	-
Guam	5,640	5,829	5,816	6,968	5,534	5,498	5,392	5,365	4,638	4,647	6,160	6,106
Guatemala	15	15	14	13	13	14	17	18	16	14	14	14
Haiti	8	9	8	8	8	8	9	9	9	8	8	8
Honduras	8	7	8	7	8	8	9	9	9	9	8	8
Hong Kong b/	3	3	2	2	3	2	2	2	2	2	3	7
Hungary	1	1	1	1	1	1	2	2	2	2	2	2
Iceland	2,455	2,656	2,661	2,716	2,625	2,614	2,891	2,888	2,972	2,906	2,979	3,047
India	6	6	6	10	12	9	11	9	9	9	9	8
Indonesia	4	4	4	5	4	4	4	4	4	4	4	4
Iran	38	38	40	38	44	42	42	42	43	45	47	47
Iraq	9	8	7	7	7	7	8	9	10	9	9	9
Israel	3	3	3	3	4	4	4	4	4	4	4	4
Italy	1,238	1,233	1,282	1,342	1,445	1,510	1,561	1,679	1,695	1,720	1,773	1,823
Japan	52,985	52,659	52,695	53,580	52,635	52,510	51,508	52,487	51,659	52,329	50,839	50,105
Johnston Isl	415	382	390	396	438	472	487	474	481	483	481	461
Korea	13,088	12,245	12,103	10,515	10,220	10,371	10,298	9,786	9,575	9,150	9,501	9,594
Labrador c/	3,696	3,918	3,852	3,910	3,799	3,619	3,753	3,914	3,833	-	-	-
Lebanon	-	-	-	2	-	-	-	-	-	-	-	-
Liberia	-	-	-	-	-	-	-	-	-	-	1	-
Libya	4,988	5,170	5,236	5,316	5,565	5,626	5,305	5,309	5,389	5,111	5,205	4,993

TABLE 128 — COMMAND STRENGTH BASED ON OPERATING LOCATION BY COUNTRY OUTSIDE CONTINENTAL US — FY 1956 (CONTINUED)

COUNTRY	JULY (1955)	AUGUST	SEP-TEMBER	OCTOBER	NO-VEMBER	DE-CEMBER	JANUARY (1956)	FEB-RUARY	MARCH	APRIL	MAY	JUNE
Malaya	7	7	6	6	6	6	6	6	6	6	6	5
Mariana Is d/	11	98	116	601	-	-	-	-	-	-	-	-
Marshall Is	504	500	567	6	628	737	729	793	1,045	1,049	1,112	1,117
Mexico	5	6	6	133	6	6	6	6	6	5	5	5
Midway	-	-	-	-	143	148	146	146	146	145	142	114
Morocco Fr	9,505	8,039	8,633	8,692	8,124	8,099	8,354	8,657	8,655	8,579	8,610	8,458
Netherlands	314	354	322	327	327	336	326	49	349	345	362	360
Newfoundland c/	6,774	6,756	6,788	6,880	6,906	6,877	6,787	6,717	6,033	-	-	-
Nicaragua	10	10	8	8	8	8	10	12	11	9	8	8
Norway	381	174	170	190	234	242	275	284	292	285	261	254
Pakistan	21	21	23	23	27	28	28	26	26	26	28	29
Palestine	5	6	7	6	4	4	4	5	5	4	4	5
Panama	2	3	3	4	3	3	4	4	4	4	4	4
Paraguay	10	10	10	10	9	9	12	12	11	11	11	11
Peru	34	33	41	39	34	36	38	39	40	38	33	32
Philippine Il	4,104	4,347	4,345	4,356	4,499	4,429	4,337	4,423	4,399	4,506	4,621	4,650
Poland	4	3	3	3	3	3	3	3	3	3	3	3
Portugal	32	29	30	30	30	29	28	28	29	29	29	30
Puerto Rico	4,851	4,665	4,528	4,476	4,500	4,332	4,310	4,483	4,446	4,510	4,601	4,586
Russia	12	11	12	12	12	12	12	12	12	13	14	12
Ryukyu Isl e/	10,227	10,414	10,844	10,270	10,405	10,537	10,283	9,937	9,083	9,092	9,196	9,058
Saudi Arabia	1,017	1,005	1,029	1,010	1,004	1,011	1,159	1,225	1,234	1,217	1,186	1,206
Scotland	1,272	1,297	1,299	1,367	1,420	1,531	1,749	1,537	1,561	1,522	1,372	1,325
Solomon Isl	-	-	-	-	-	-	-	-	-	-	-	11
Somaliland French	-	-	1	-	-	-	-	-	-	-	-	-
Spain	446	504	567	600	655	688	787	857	924	998	1,050	1,123
Sweden	10	9	12	12	13	13	13	13	13	13	14	12
Switzerland	4	6	4	4	4	4	4	4	4	4	4	4
Syria	7	7	7	7	7	7	7	7	7	7	7	6
Taiwan	-	-	-	-	-	-	-	-	-	1,227	1,240	1,262
Territory of Hawaii	5,553	5,579	5,549	5,697	5,888	5,893	6,008	6,114	6,034	6,082	6,250	6,551
Thailand	60	61	60	63	66	65	65	67	69	70	68	66
Trieste	-	-	-	-	-	-	-	-	36	-	-	-
Turkey	1,057	1,207	1,292	1,344	1,284	1,313	1,544	1,667	1,810	1,908	1,977	2,009
Union of So Africa	7	7	6	6	6	6	6	6	6	7	7	6
Uruguay	14	14	14	14	14	14	15	17	16	16	14	13
Venezuela	27	27	27	24	22	30	37	40	40	32	29	29
Viet Nam	6	6	5	5	3	2	3	3	3	3	5	4
Volcanic Is.	326	335	428	358	411	360	384	371	370	367	385	86
Wake Isl	15	34	48	51	49	51	53	53	53	54	35	33
Wales	1,104	1,128	1,222	1,297	1,276	1,302	1,307	1,284	1,146	1,115	1,103	1,094
Windward Isl	-	-	-	22	23	21	23	9	9	7	12	5
Yugoslavia	26	25	26	24	24	24	24	26	39	39	34	33
DEW f/	2,523	2,516	2,516	-	-	-	-	-	-	-	-	-
Unknown	-	-	-	-	40	-	-	-	-	-	-	-

a/ Reported under Formosa through March 1956; after that date reported under Taiwan.
b/ Hong Kong was formerly reported as China.
c/ During FY 1956 reporting instruction was revised. Labrador and Newfoundland now reported as part of Canada.
d/ Reported under Mariana Isl through October 1955; after that date reported under Midway.
e/ Prior to October 1953 Ryukyu Isl was reported as Okinawa.
f/ Distant Early Warning Project (Special SCARWAF Personnel) initial reporting, April 1955.

Source: Personnel Statistics Division, Directorate of Statistical Services, DCS/Comptroller.

TABLE 129— SUMMARY — COMMAND STRENGTH BY GRADE IN WHICH SERVING, WORLDWIDE — 30 JUN 1948 THROUGH FY 1956

(Table below is a modification of Table 133, FY 1955)

GRADE IN WHICH SERVING	FISCAL YEAR SUMMARIES					
	30 JUNE 1948	30 JUNE 1949	30 JUNE 1950	30 JUNE 1951	30 JUNE 1952	30 JUNE 1953
W/W - TOTAL (Incl USAFA Cts)	387,730	419,347	411,277	788,381	973,474	977,593
USAFA CADETS - TOTAL	a/	a/	a/	a/	a/	a/
W/W - TOTAL (Excl USAFA Cts)	387,730	419,347	411,277	788,381	973,474	977,593
Officer and Warrant Officer - Total	48,957	57,851	57,006	107,099	128,401	130,769
Officer - Total	47,709	55,773	54,914	104,443	124,239	126,769
General - Total	177	207	227	285	320	382
General	4	4	3	4	5	7
Lieutenant General	10	12	14	17	14	18
Major General	69	84	93	105	120	134
Brigadier General	94	107	117	159	181	223
Colonel	1,532	1,894	1,847	2,936	4,118	4,314
Lieutenant Colonel	3,202	3,760	3,887	6,852	8,437	8,324
Major	6,490	7,054	7,601	13,969	20,666	20,805
Captain	14,613	18,900	17,521	37,042	39,845	36,649
First Lieutenant	19,669	21,050	19,267	28,900	29,213	32,090
Second Lieutenant	2,026	2,908	4,564	14,459	21,640	24,205
Warrant Officer - Total	1,248	2,078	2,092	2,656	4,162	4,000
Chief Warrant Officer, W-4	753	723	705	75	131	139
Chief Warrant Officer, W-3	b/	b/	b/	164	285	397
Chief Warrant Officer, W-2	b/	b/	b/	799	1,025	1,275
Warrant Officer, Junior Grade W-1	495	1,355	1,387	1,618	2,721	2,189
Enlisted - Total	337,435	359,636	352,085	678,806	838,291	837,667
Master Sergeant	22,870	21,118	21,361	37,713	44,986	45,176
Technical Sergeant and Sergeant 1st Class	20,605	25,571	27,701	46,064	53,676	54,279
Staff Sergeant and Sergeant	45,058	55,891	57,535	96,862	126,219	131,342
Airman 1st Class and Corporal	55,337	59,365	63,482	104,437	158,712	171,893
Airman 2nd Class and Private 1st Class	62,225	67,604	76,935	108,586	179,705	205,478
Airman 3rd Class and private 2	93,641	102,590	76,356	221,663	225,388	200,638
Basic Airman and Private 1	37,699	27,497	28,715	63,481	49,605	28,861
Aviation Cadet - Total	1,338	1,860	2,186	2,476	6,782	9,157

	30 JUNE 1954	30 JUNE 1955	30 JUNE 1956
W/W - TOTAL (Incl USAFA Cts)	947,918	959,946	909,958
USAFA CADETS - TOTAL	a/	a/	263
W/W - TOTAL (Excl USAFA Cts)	947,918	959,946	909,695
Officer and Warrant Officer - Total	129,752	137,149	142,093
Officer - Total	126,067	133,183	138,106
General - Total	374	396	422
General	9	9	8
Lieutenant General	20	22	21
Major General	128	135	142
Brigadier General	217	230	251
Colonel	4,383	4,530	4,619
Lieutenant Colonel	8,293	8,744	9,205
Major	20,429	21,476	21,872
Captain	34,936	36,229	40,041
First Lieutenant	32,010	36,596	37,949
Second Lieutenant	25,642	25,212	23,998
Warrant Officer - Total	3,685	3,966	3,987
Chief Warrant Officer, W-4	148	136	166
Chief Warrant Officer, W-3	438	536	713
Chief Warrant Officer, W-2	1,510	1,567	2,183
Warrant Officer, Junior Grade W-1	1,589	1,727	925
Enlisted - Total	809,094	818,478	764,609
Master Sergeant	47,762	51,597	54,149
Technical Sergeant and Sergeant 1st Class	57,285	62,968	66,340
Staff Sergeant and Sergeant	129,662	122,376	125,541
Airman 1st Class and Corporal	167,191	156,942	147,758
Airman 2nd Class and Private 1st Class	206,500	204,994	202,740
Airman 3rd Class and Private 2	154,585	173,800	126,776
Basic Airman and Private 1	46,109	45,801	41,305
Aviation Cadet - Total	9,072	4,319	2,993

TABLE 129-SUMMARY — COMMAND STRENGTH BY GRADE IN WHICH SERVING, WORLDWIDE — 30 JUN 1948 THROUGH FY 1956 (CONTINUED)

(Table below is a modification of Table 133, FY 1955)

GRADE IN WHICH SERVING	FISCAL YEAR - 1956					
	JULY (1955)	AUGUST	SEPTEMBER	OCTOBER	NOVEMBER	DECEMBER
W/W - TOTAL (Incl USAFA Cts)	956,128	959,800	959,487	955,152	951,514	936,739
USAFA CADETS - TOTAL	306	299	297	289	285	283
W/W - TOTAL (Excl USAFA Cts)	955,822	959,501	959,190	954,863	951,229	936,456
Officer and Warrant Officer - Total	137,713	141,400	142,400	142,841	143,466	143,641
Officer - Total	133,723	137,416	138,421	138,886	139,517	139,616
General - Total	428	428	427	425	422	428
General	9	9	9	9	9	9
Lieutenant General	21	21	20	20	19	20
Major General	145	145	144	143	141	145
Brigadier General	253	253	254	253	253	254
Colonel	4,484	4,460	4,443	4,433	4,425	4,405
Lieutenant Colonel	8,762	8,852	8,881	8,813	8,796	8,806
Major	21,478	21,308	21,281	21,244	21,281	21,501
Captain	35,910	35,709	35,648	35,866	36,203	36,547
First Lieutenant	38,251	39,011	39,237	39,320	39,159	39,461
Second Lieutenant	24,410	27,648	28,504	28,785	29,231	28,468
Warrant Officer - Total	3,990	3,984	3,979	3,955	3,949	4,025
Chief Warrant Officer, W-4	148	147	152	149	148	162
Chief Warrant Officer, W-3	552	566	563	576	582	606
Chief Warrant Officer, W-2	1,654	1,665	1,661	1,640	1,639	1,872
Warrant Officer, Junior Grade W-1	1,636	1,606	1,603	1,590	1,580	1,385
Enlisted - Total	813,847	814,100	813,103	808,269	804,222	789,489
Master Sergeant	51,615	52,326	52,315	52,999	52,982	53,219
Technical Sergeant and Sergeant 1st Class	62,838	63,857	63,839	64,592	64,536	65,300
Staff Sergeant and Sergeant	118,390	122,039	119,044	122,543	119,319	120,603
Airman 1st Class and Corporal	149,814	155,048	149,211	153,332	147,732	149,695
Airman 2nd Class and Private 1st Class	203,965	208,098	206,870	207,615	207,238	208,769
Airman 3rd Class and Private 2	178,948	166,198	176,852	163,420	169,723	158,405
Basic Airman and Private 1	48,277	46,534	44,972	43,768	42,692	33,498
Aviation Cadet - Total	4,262	4,001	3,687	3,753	3,541	3,326

GRADE IN WHICH SERVING	JANUARY (1956)	FEBRUARY	MARCH c/	APRIL	MAY	JUNE
W/W - TOTAL (Incl USAFA Cts)	938,670	934,218	911,544	911,636	908,247	909,958
USAFA CADETS - TOTAL	274	271	269	267	265	263
W/W - TOTAL (Excl USAFA Cts)	938,396	933,947	911,275	911,369	907,982	909,695
Officer and Warrant Officer - Total	143,958	143,492	142,381	142,512	142,102	142,093
Officer - Total	139,884	139,450	138,633	138,755	138,121	138,106
General - Total	425	423	423	421	422	422
General	9	9	9	9	9	8
Lieutenant General	20	20	20	20	20	21
Major General	142	142	142	141	142	142
Brigadier General	254	252	252	251	251	251
Colonel	4,471	4,544	4,603	4,656	4,647	4,619
Lieutenant Colonel	8,879	8,890	8,958	9,108	9,179	9,205
Major	21,623	21,640	21,629	21,732	21,847	21,872
Captain	36,936	38,764	39,238	39,739	39,672	40,041
First Lieutenant	39,508	37,768	37,551	37,399	37,252	37,949
Second Lieutenant	28,042	27,421	26,231	25,700	25,102	23,998
Warrant Officer - Total	4,074	4,042	3,748	3,757	3,981	3,987
Chief Warrant Officer, W-4	175	176	165	165	164	166
Chief Warrant Officer, W-3	654	682	675	710	716	713
Chief Warrant Officer, W-2	2,205	2,398	2,201	2,200	2,187	2,183
Warrant Officer, Junior Grade W-1	1,040	786	707	682	914	925
Enlisted - Total	791,130	787,238	765,748	765,860	762,754	764,609
Master Sergeant	53,278	53,981	53,121	53,891	53,511	54,149
Technical Sergeant and Sergeant 1st Class	65,489	66,405	64,881	65,765	65,728	66,340
Staff Sergeant and Sergeant	118,656	122,195	117,247	122,233	120,624	125,541
Airman 1st Class and Corporal	144,563	147,712	137,924	145,672	141,680	147,758
Airman 2nd Class and Private 1st Class	208,729	206,776	202,241	203,249	204,693	202,740
Airman 3rd Class and Private 2	162,660	149,828	146,363	137,061	141,485	126,776
Basic Airman and Private 1	37,755	40,341	43,971	37,989	35,033	41,305
Aviation Cadet - Total	3,308	3,217	3,146	2,997	3,126	2,993

a/ Not applicable until June 1956.
b/ Not applicable prior to June 1951.
c/ Effective, 1 March 1956 SCARWAF personnel transferred to Dept of Army.
Source: Personnel Statistics Division, Directorate of Statistical Services, DCS/Comptroller.

TABLE 130 — SUMMARY — COMMAND STRENGTH OF GENERAL OFFICERS BY GRADE IN WHICH SERVING — FY 1952 THROUGH FY 1956

(Table below is a modification of Table 134, FY 1955)

END OF MONTH	TOTAL			GENERAL			LIEUTENANT GENERAL			MAJOR GENERAL			BRIGADIER GENERAL		
	Total	Contl U S	O/S	Total	Contl U S	O/S	Total	Contl U S	O/S	Total	Contl U S	O/S	Total	Contl U S	O/S
	End Of Fiscal Year Summaries														
June 1952	320	255	65	5	5	-	14	10	4	120	103	17	181	137	44
June 1953	382	306	76	7	5	2	18	14	4	134	113	21	223	174	49
June 1954	374	287	87	9	6	3	20	14	6	128	100	28	217	167	50
June 1955	397	302	95	9	6	3	22	17	5	136	109	27	230	170	60
	Fiscal Year 1956														
July (1955)	428	326	102	9	6	3	21	15	6	146	117	29	252	188	64
August	428	326	102	9	6	3	21	15	6	145	117	28	253	188	65
September	427	327	100	9	6	3	20	14	6	144	117	27	254	190	64
October	425	326	99	9	6	3	20	14	6	143	117	26	253	189	64
November	422	324	98	9	6	3	19	13	6	141	115	26	253	190	63
December	428	331	97	9	6	3	20	14	6	145	120	25	254	191	63
January (1956)	425	328	97	9	6	3	20	14	6	142	117	25	254	191	63
February	423	327	96	9	6	3	20	14	6	142	118	24	252	189	63
March	423	327	96	9	6	3	20	14	6	142	118	24	252	189	63
April	421	323	98	9	6	3	20	14	6	141	117	24	251	186	65
May	422	326	96	9	7	2	20	14	6	142	118	24	251	187	64
June	422	325	97	8	6	2	21	15	6	142	118	24	251	186	65

Source: Personnel Statistics Division, Directorate of Statistical Services, DCS/Comptroller

TABLE 131 — SUMMARY — COMMAND STRENGTH BY TYPE, BY PERSONNEL IDENTITY — FY 1948 — FY 1956

(Table below is a modification of Table 135, FY 1955. WAF - Women in the Air Force; AFNC Air Force Nurse Corps; MSC - Medical Specialist Corps)

END OF FISCAL YEAR	TOTAL	OFFICER			WARRANT OFFICER		AVIATION CADET AND AVIATION STUDENT	ENLISTED	
		Male	WAF	AFNC and MSC	Male	Female		Male	Female
	FISCAL YEAR SUMMARIES								
	WORLDWIDE								
30 June 1948	387,730	46,986	158	565	1,238	10	1,338	336,002	1,433
30 June 1949	419,347	54,808	262	703	2,070	8	1,860	357,289	2,347
30 June 1950	411,277	53,389	303	1,222	2,085	7	2,186	348,303	3,782
30 June 1951	788,381	101,715	480	2,248	2,649	7	2,476	671,292	7,514
30 June 1952	973,474	120,418	942	2,879	4,156	6	6,782	827,348	10,943
30 June 1953	977,593	122,636	1,023	3,110	3,994	6	9,157	825,888	11,779
30 June 1954	947,918	122,514	789	2,764	3,680	5	9,072	799,366	9,728
30 June 1955	959,946	130,108	704	2,371	3,961	5	4,384	810,131	8,282
	CONTINENTAL US								
30 June 1948	268,896	34,089	115	471	882	9	1,338	230,837	1,155
30 June 1949	293,870	40,140	198	570	1,618	7	1,860	247,302	2,175
30 June 1950	317,816	42,457	233	914	1,659	6	2,186	266,777	3,584
30 June 1951	628,954	82,579	392	1,776	1,927	4	2,476	532,581	7,219
30 June 1952	723,163	91,653	815	2,237	3,155	4	6,782	607,984	10,533
30 June 1953	681,978	91,289	792	2,302	2,818	3	9,157	565,048	10,569
30 June 1954	673,321	91,224	520	1,978	2,501	2	9,072	559,432	8,592
30 June 1955	697,801	98,995	423	1,603	2,882	5	4,384	582,019	7,490
	OVERSEAS								
30 June 1948	118,834	12,897	43	94	356	1	-	105,165	278
30 June 1949	125,477	14,668	64	133	452	1	-	109,987	172
30 June 1950	93,461	10,932	70	308	426	1	-	81,526	198
30 June 1951	159,427	19,136	88	472	722	3	-	138,711	295
30 June 1952	250,311	28,765	127	642	1,001	2	-	219,364	410
30 June 1953	295,615	31,347	231	808	1,176	3	-	260,840	1,210
30 June 1954	274,597	31,290	269	786	1,179	3	-	239,934	1,136
30 June 1955	262,145	31,113	281	768	1,079	-	-	228,112	792

Source: Personnel Statistics Division, Directorate of Statistical Services, DCS/Comptroller.

[redacted]

TABLE 131 — SUMMARY — COMMAND STRENGTH BY TYPE, BY PERSONNEL IDENTITY — FY 1948 THROUGH FY 1956 (CONTINUED)

(Table below is a modification of Table 135, FY 1955. WAF - Women in the Air Force; AFNC Air Force Nurse Corps; MSC - Medical Specialist Corps)

END OF MONTH	TOTAL a/	OFFICER			WARRANT OFFICER		AVIATION CADET AND AVIATION STUDENT	ENLISTED	
		Male	WAF	AFNC and MSC	Male	Female		Male	Female
	FY 1956								
	WORLDWIDE								
FY 1956									
July (1955)	955,822	130,667	691	2,365	3,986	4	4,322	805,604	8,183
August	959,501	134,370	682	2,364	3,980	4	4,050	805,979	8,072
September	959,190	135,377	680	2,364	3,975	4	3,735	805,081	7,974
October	954,863	135,856	690	2,340	3,951	4	3,802	800,290	7,930
November	951,229	136,474	660	2,383	3,945	4	3,587	796,254	7,922
December	936,456	136,583	656	2,377	4,021	4	3,366	781,590	7,859
January (1956)	938,396	136,795	651	2,438	4,070	4	3,354	783,141	7,943
February	933,947	136,332	642	2,476	4,038	4	3,259	779,212	7,984
March b/	911,275	135,430	636	2,567	3,744	4	3,191	757,760	7,943
April	911,369	135,521	639	2,595	3,753	4	4,056	756,932	7,869
May	907,982	134,689	628	2,624	3,977	4	3,190	754,929	7,761
June	909,695	134,776	634	2,696	3,983	4	3,061	756,688	7,853
	CONTINENTAL US								
FY 1956									
July (1955)	698,549	100,137	406	1,593	2,917	4	4,322	581,785	7,385
August	699,715	103,677	401	1,596	2,938	4	4,050	579,754	7,295
September	698,034	104,372	403	1,599	2,959	4	3,735	577,774	7,188
October	695,060	104,585	416	1,567	2,941	4	3,802	574,614	7,131
November	691,936	105,278	387	1,609	2,928	4	3,587	571,060	7,083
December	673,957	105,226	390	1,607	2,972	4	3,366	553,366	7,026
January (1956)	673,596	105,354	382	1,662	3,000	4	3,354	552,739	7,101
February	667,566	104,676	371	1,675	2,952	4	3,259	547,496	7,133
March b/	654,058	104,407	367	1,738	2,758	4	3,191	534,499	7,094
April	654,189	104,653	380	1,763	2,751	4	4,056	533,572	7,010
May	650,294	104,209	375	1,792	2,892	4	3,190	530,939	6,893
June	652,180	104,434	389	1,849	2,880	4	3,061	532,584	6,979
	OVERSEAS								
FY 1956									
July (1955)	257,273	30,530	285	772	1,069	-	-	223,819	798
August	259,786	30,693	281	768	1,042	-	-	226,225	777
September	261,156	31,005	277	765	1,016	-	-	227,307	786
October	259,803	31,271	274	773	1,010	-	-	225,676	799
November	259,293	31,196	273	774	1,017	-	-	225,194	839
December	262,499	31,357	266	770	1,049	-	-	228,224	833
January (1956)	264,800	31,441	269	776	1,070	-	-	230,402	842
February	266,381	31,656	271	801	1,086	-	-	231,716	851
March b/	257,217	31,023	269	829	986	-	-	223,261	849
April	257,180	30,868	259	832	1,002	-	-	223,360	859
May	257,688	30,660	253	832	1,085	-	-	223,990	868
June	257,515	30,342	245	847	1,103	-	-	224,104	874

[redacted]

TABLE 131 — SUMMARY — COMMAND STRENGTH BY TYPE, BY PERSONNEL IDENTITY — FY 1948 THROUGH FY 1956 (CONTINUED)

(Table below is a modification of Table 135, FY 1955. WAF- Women in the Air Force; AFNC - Air Force Nurse Corps; MSC - Medical Specialist Corps)

END OF MONTH	TOTAL a/	OFFICER			WARRANT OFFICER		AVIATION CADET AND AVIATION STUDENT	ENLISTED	
		Male	WAF	AFNC and MSC	Male	Female		Male	Female
	CONTINENTAL US (PERMANENT PARTY)								
	AIR DEFENSE COMMAND								
FY 1956									
July (1955)	72,553	9,109	54	42	277	-	-	61,472	1,599
August	73,735	9,510	57	43	282	-	-	62,306	1,537
September	73,693	9,651	59	45	279	-	-	62,174	1,485
October	73,737	9,713	59	42	277	-	-	62,200	1,446
November	74,191	9,868	61	46	278	-	-	62,544	1,394
December	74,389	9,883	63	45	275	-	-	62,734	1,389
January (1956)	75,628	9,936	61	46	285	-	-	63,950	1,350
February	75,969	9,888	61	50	285	-	-	64,354	1,331
March b/	76,989	9,814	66	54	280	-	-	65,442	1,333
April	79,081	9,857	68	54	278	-	-	67,509	1,315
May	81,833	9,850	68	54	282	-	-	70,301	1,278
June	83,891	9,842	67	52	276	-	-	72,398	1,256
	AIR FORCE FINANCE DIVISION								
FY 1956									
July (1955)	44	41	-	-	1	-	-	2	-
August	42	39	-	-	1	-	-	2	-
September	41	39	-	-	1	-	-	1	-
October	42	39	-	-	1	-	-	2	-
November	43	40	-	-	1	-	-	2	-
December	47	44	-	-	1	-	-	2	-
January (1956)	49	46	-	-	1	-	-	2	-
February	48	45	-	-	1	-	-	2	-
March b/	49	46	-	-	1	-	-	2	-
April	51	48	-	-	1	-	-	2	-
May	51	48	-	-	1	-	-	2	-
June	51	48	-	-	1	-	-	2	-
	AIR FORCE TRANSIENTS AND PATIENTS c/								
FY 1956									
July (1955)	33,093	3,969	20	62	110	-	-	28,858	74
August	33,022	3,794	26	75	99	-	-	28,921	107
September	33,946	3,262	18	64	87	-	-	30,348	167
October	31,497	2,918	16	59	68	-	-	28,344	92
November	30,607	2,704	18	47	60	-	-	27,665	113
December	22,427	2,316	25	56	51	-	-	19,856	123
January (1956)	26,153	2,162	21	63	63	-	-	23,657	187
February	24,848	1,838	12	42	54	-	-	22,698	204
March b/	27,386	1,718	9	60	57	-	1	25,351	190
April	27,526	1,860	23	71	54	-	1	25,328	189
May	23,719	1,565	14	47	64	-	-	21,788	241
June	23,072	1,736	25	58	77	-	-	20,919	257
	AIR MATERIEL COMMAND								
FY 1956									
July (1955)	15,324	3,326	8	90	148	-	-	11,751	1
August	15,550	3,564	7	87	153	-	-	11,738	1
September	15,525	3,595	6	85	155	-	-	11,682	2
October	15,525	3,583	5	87	150	-	-	11,700	-
November	15,447	3,565	6	88	153	-	-	11,635	-
December	15,370	3,583	6	89	153	-	-	11,539	-
January (1956)	15,488	3,581	7	84	149	-	-	11,667	-
February	15,488	3,579	7	81	147	-	-	11,674	-
March b/	15,555	3,584	7	80	144	-	-	11,740	-
April	15,585	3,565	7	83	147	-	-	11,783	-
May	15,561	3,505	7	82	151	-	-	11,816	-
June	15,472	3,507	8	86	145	-	-	11,726	-

(CONTINENTAL US - CONTINUED)

TABLE 131 – SUMMARY – COMMAND STRENGTH BY TYPE, BY PERSONNEL IDENTITY – FY 1948 THROUGH FY 1956 (CONTINUED)

(Table below is a modification of Table 135, FY 1955. WAF - Women in the Air Force; AFNC - Air Force Nurse Corps; MSC - Medical Specialist Corps)

END OF MONTH	TOTAL a/	OFFICER			WARRANT OFFICER		AVIATION CADET AND AVIATION STUDENT	ENLISTED	
		Male	WAF	AFNC and WMSC	Male	Female		Male	Female
	AIR PROVING GROUND COMMAND								
FY 1956									
July (1955)	8,559	869	5	41	38	-	-	6,869	737
August	8,511	933	5	40	38	-	-	6,785	710
September	8,457	925	3	39	39	-	-	6,779	672
October	8,336	930	4	38	37	-	-	6,697	630
November	8,255	935	4	38	36	-	-	6,636	606
December	8,135	921	3	35	37	-	-	6,565	574
January (1956)	8,172	906	4	33	37	-	-	6,636	556
February	8,169	900	4	41	38	-	-	6,643	543
March b/	8,186	889	4	41	39	-	-	6,686	527
April	8,215	875	5	42	37	-	-	6,712	544
May	8,237	871	5	43	37	-	-	6,729	552
June	8,214	860	6	40	36	-	-	6,715	557
	AIR RESEARCH AND DEVELOPMENT COMMAND								
FY 1956									
July (1955)	18,852	4,585	30	35	136	-	-	14,065	1
August	19,199	5,105	30	35	137	-	-	13,892	-
September	19,124	5,179	29	33	137	-	-	13,746	-
October	19,104	5,209	27	34	137	-	-	13,697	-
November	19,007	5,188	28	36	135	-	-	13,620	-
December	18,857	5,155	26	36	134	-	-	13,506	-
January (1956)	19,037	5,178	25	35	133	-	-	13,666	-
February	18,875	5,150	23	38	132	-	-	13,532	-
March b/	18,678	5,124	25	38	128	-	-	13,363	-
April	18,525	5,107	25	37	130	-	-	13,226	-
May	18,196	5,037	24	39	137	-	-	12,959	-
June	17,889	5,064	24	41	136	-	-	12,624	-
	AIR TRAINING COMMAND								
FY 1956									
July (1955)	118,861	14,434	98	575	498	1	-	101,523	1,732
August	118,461	15,314	98	574	508	1	-	100,316	1,650
September	116,668	15,255	100	581	519	1	-	98,648	1,564
October	115,619	15,265	93	586	526	1	-	97,652	1,496
November	114,417	15,306	94	601	527	1	-	96,430	1,458
December	113,592	15,423	92	595	547	1	-	95,475	1,459
January (1956)	112,788	15,382	88	614	550	1	-	94,713	1,440
February	110,047	15,203	88	622	545	1	-	92,171	1,417
March b/	108,081	15,150	89	645	537	1	-	90,274	1,385
April	106,689	15,071	86	645	530	1	-	88,961	1,395
May	104,760	14,956	88	666	570	1	-	87,127	1,352
June	100,936	14,814	87	688	566	1	-	83,478	1,302
	AIR UNIVERSITY								
FY 1956									
July (1955)	8,683	2,846	8	66	63	-	-	5,566	134
August	8,271	2,652	8	64	63	-	-	5,328	156
September	8,158	2,673	8	62	62	-	-	5,187	166
October	8,148	2,702	8	60	64	-	-	5,143	171
November	8,059	2,698	8	65	59	-	-	5,064	165
December	7,968	2,710	7	63	58	-	-	4,969	161
January (1956)	7,892	2,726	7	67	61	-	-	4,878	153
February	7,743	2,726	7	67	59	-	-	4,732	152
March b/	7,540	2,709	7	67	60	-	-	4,557	140
April	7,509	2,706	6	67	59	-	-	4,534	137
May	7,535	2,707	11	72	59	-	-	4,536	150
June	7,488	2,746	8	75	60	-	-	4,454	145

(CONTINENTAL US - CONTINUED)

TABLE 131-SUMMARY — COMMAND STRENGTH BY TYPE, BY PERSONNEL IDENTITY — FY 1948 THROUGH FY 1956 (CONTINUED)

(Table below is a modification of Table 135, FY 1955. WAF - Women in the Air Force; AFNC - Air Force Nurse Corps; MSC - Medical Specialist Corps)

END OF MONTH	TOTAL a/	OFFICER			WARRANT OFFICER		AVIATION CADET AND AVIATION STUDENT	ENLISTED	
		Male	WAF	AFNC and MSC	Male	Female		Male	Female
	CONTINENTAL AIR COMMAND								
FY 1956									
July (1955)	26,101	2,810	23	44	263	1	-	22,846	114
August	26,236	3,006	20	40	276	1	-	22,774	119
September	26,244	3,035	20	36	281	1	-	22,752	119
October	26,465	3,055	20	35	282	1	-	22,952	120
November	27,390	3,098	19	39	290	1	-	23,832	111
December	27,136	3,094	19	36	292	1	-	23,590	104
January (1956)	26,974	3,070	20	33	289	1	-	23,456	105
February	25,168	3,002	21	31	268	1	-	21,738	107
March b/	16,226	2,635	23	32	111	1	-	13,311	113
April	16,143	2,618	22	36	110	1	-	13,226	130
May	16,063	2,561	24	40	111	1	-	13,192	134
June	15,423	2,500	23	32	108	1	-	12,627	132
	HEADQUARTERS COMMAND, USAF								
FY 1956									
July (1955)	13,752	3,327	18	29	170	1	-	10,119	88
August	13,804	3,355	17	30	172	1	-	10,155	74
September	13,652	3,380	19	27	167	1	-	10,004	54
October	13,688	3,342	17	27	166	1	-	10,085	50
November	13,269	3,373	13	27	164	1	-	9,639	52
December	12,994	3,331	13	26	166	1	-	9,403	54
January (1956)	12,860	3,281	13	30	169	1	-	9,312	54
February	12,703	3,234	11	30	170	1	-	9,195	62
March b/	12,737	3,244	12	31	169	1	-	9,222	58
April	12,804	3,237	11	31	171	1	-	9,293	60
May	12,857	3,242	10	29	174	1	-	9,340	61
June	12,802	3,236	11	29	176	1	-	9,287	62
	HEADQUARTERS USAF								
FY 1956									
July (1955)	3,174	3,072	28	8	66	-	-	-	-
August	3,064	2,966	26	9	63	-	-	-	-
September	3,007	2,907	26	8	66	-	-	-	-
October	3,002	2,901	25	8	68	-	-	-	-
November	3,008	2,907	25	8	68	-	-	-	-
December	3,030	2,930	25	8	67	-	-	-	-
January (1956)	3,047	2,946	24	9	68	-	-	-	-
February	3,039	2,940	23	9	67	-	-	-	-
March b/	3,044	2,945	24	8	67	-	-	-	-
April	3,049	2,953	23	8	65	-	-	-	-
May	3,048	2,949	26	8	65	-	-	-	-
June	3,069	2,969	24	10	66	-	-	-	-
	MILITARY AIR TRANSPORT SERVICE								
FY 1956									
July (1955)	53,944	7,569	45	99	349	1	-	44,856	1,025
August	53,693	7,817	41	98	344	1	-	44,420	972
September	52,679	7,800	40	99	356	1	-	43,452	931
October	52,535	7,873	41	100	352	1	-	43,269	899
November	51,846	7,821	40	101	346	1	-	42,636	901
December	51,310	7,823	40	102	355	1	-	42,116	873
January (1956)	51,211	7,738	40	101	360	1	-	42,105	866
February	50,928	7,670	38	104	354	1	-	41,892	869
March b/	51,062	7,647	36	104	349	1	-	42,019	906
April	51,125	7,669	37	104	349	1	-	42,061	904
May	51,391	7,630	34	113	390	1	-	42,297	926
June	51,573	7,679	33	113	392	1	-	42,401	954

(CONTINENTAL US - CONTINUED)

TABLE 131 — SUMMARY — COMMAND STRENGTH BY TYPE, BY PERSONNEL IDENTITY — FY 1948 THROUGH FY 1956 (Continued)

(Table below is a modification of Table 135, FY 1955. WAF - Women in the Air Force; AFNC - Air Force Nurse Corps; MSC - Medical Specialist Corps)

END OF MONTH	TOTAL a/	OFFICER					AVIATION CADET AND AVIATION STUDENT	ENLISTED	
		Male	WAF	AFNC and MSC	Male	Female		Male	Female
	STRATEGIC AIR COMMAND								
FY 1956									
July (1955)	160,478	21,848	38	374	574	-	-	136,785	859
August	160,146	22,436	39	362	569	-	-	135,911	829
September	158,490	22,660	44	371	572	-	-	134,054	789
October	157,680	23,076	70	349	574	-	-	132,829	782
November	157,964	23,397	44	372	574	-	-	132,781	796
December	160,822	23,567	43	370	591	-	-	135,413	838
January (1956)	163,765	23,671	46	378	589	-	-	138,195	886
February	164,128	23,788	53	390	588	-	-	138,383	926
March b/	165,484	24,027	44	404	583	-	-	139,488	938
April	167,757	24,259	47	419	588	-	-	141,492	952
May	169,884	24,346	45	425	609	-	-	143,526	933
June	170,601	24,503	45	463	597	-	-	144,078	915
	STUDENTS								
FY 1956									
July (1955)	110,867	14,648	8	29	16	-	4,322	90,823	1,021
August	110,653	15,140	5	34	16	-	4,050	90,268	1,140
September	113,172	15,937	10	42	15	-	3,735	92,194	1,239
October	114,379	15,911	9	41	16	-	3,802	93,155	1,445
November	112,448	16,266	7	42	15	-	3,587	91,044	1,487
December	102,174	16,378	8	46	15	-	3,366	80,910	1,451
January (1956)	95,423	16,759	6	62	16	-	3,354	73,722	1,504
February	95,663	16,818	6	65	16	-	3,259	73,977	1,522
March b/	87,894	16,997	5	63	14	-	3,190	66,121	1,504
April	84,676	17,034	6	55	15	-	4,055	62,127	1,384
May	80,821	17,150	5	54	16	-	3,190	59,140	1,266
June	85,405	17,329	15	47	18	-	3,061	63,536	1,399
	TACTICAL AIR COMMAND								
FY 1956									
July (1955)	48,546	6,642	19	99	174	-	-	41,612	-
August	49,182	6,937	18	105	181	-	-	41,941	-
September	48,942	6,997	17	107	188	-	-	41,633	-
October	49,085	6,991	18	101	189	-	-	41,786	-
November	49,766	7,076	16	99	189	-	-	42,386	-
December	49,610	7,043	16	100	193	-	-	42,258	-
January (1956)	49,505	6,963	16	107	192	-	-	42,227	-
February	49,185	6,875	14	105	192	-	-	41,999	-
March b/	49,576	6,859	13	111	183	-	-	42,410	-
April	50,144	6,795	12	111	181	-	-	43,045	-
May	51,006	6,781	12	120	188	-	-	43,905	-
June	50,982	6,587	11	115	187	-	-	44,082	-
	US AIR FORCE ACADEMY								
FY 1956									
July (1955)	474	234	-	-	7	-	-	233	-
August	500	242	-	-	8	-	-	250	-
September	551	245	-	-	8	-	-	298	-
October	574	252	-	-	8	-	-	314	-
November	588	254	-	-	8	-	-	326	-
December	597	257	-	-	9	-	-	331	-
January (1956)	619	262	-	-	8	-	-	349	-
February	639	271	-	-	8	-	-	360	-
March b/	657	284	-	-	8	-	-	365	-
April	667	290	-	-	8	-	-	369	-
May	701	315	-	-	8	-	-	378	-
June	749	343	-	-	8	-	-	398	-

(CONTINENTAL US - CONTINUED)

TABLE 131 – SUMMARY – COMMAND STRENGTH BY TYPE, BY PERSONNEL IDENTITY – FY 1948 THROUGH FY 1956 (CONTINUED)

(Table below is a modification of Table 135, FY 1955. WAF - Women in the Air Force; AFNC - Air Force Nurse Corps; MSC - Medical Specialist Corps)

END OF MONTH	TOTAL a/	OFFICER			WARRANT OFFICER		AVIATION CADET AND AVIATION STUDENT	ENLISTED	
		Male	WAF	AFNC and MSC	Male	Female		Male	Female
	US SECURITY SERVICE								
FY 1956									
July (1955)	5,244	808	4	-	27	-	-	4,405	-
August	5,646	867	4	-	28	-	-	4,747	-
September	5,685	832	4	-	27	-	-	4,822	-
October	5,644	825	4	-	26	-	-	4,789	-
November	5,631	782	4	-	25	-	-	4,820	-
December	5,499	768	4	-	28	-	-	4,699	-
January (1956)	4,985	747	4	-	30	-	-	4,204	-
February	4,926	749	3	-	28	-	-	4,146	-
March b/	4,914	735	3	-	28	-	-	4,148	-
April	4,643	709	2	-	28	-	-	3,904	-
May	4,631	696	2	-	30	-	-	3,903	-
June	4,563	671	2	-	31	-	-	3,859	-
	OVERSEAS (PERMANENT PARTY)								
	AIR DEFENSE COMMAND								
FY 1956									
July (1955)	1,535	115	1	-	4	-	-	1,415	-
August	1,605	117	1	-	5	-	-	1,482	-
September	1,633	122	1	-	5	-	-	1,505	-
October	1,608	113	1	-	4	-	-	1,490	-
November	1,573	110	1	-	3	-	-	1,459	-
December	1,527	115	1	-	4	-	-	1,407	-
January (1956)	1,553	113	1	-	4	-	-	1,435	-
February	1,542	110	1	-	5	-	-	1,426	-
March b/	1,529	113	1	-	5	-	-	1,410	-
April	1,532	108	1	-	5	-	-	1,418	-
May	1,715	108	1	-	5	-	-	1,601	-
June	1,715	112	1	-	6	-	-	1,596	-
	AIR MATERIEL COMMAND								
FY 1956									
July (1955)	78	42	-	-	1	-	-	34	1
August	82	45	-	-	1	-	-	36	-
September	84	46	-	-	1	-	-	37	-
October	d/7,049	630	14	-	21	-	-	6,384	-
November	6,791	613	14	-	21	-	-	6,143	-
December	6,964	606	14	-	21	-	-	6,323	-
January (1956)	17,194	1,497	39	-	68	-	-	15,511	79
February	16,941	1,491	38	-	69	-	-	15,263	80
March b/	16,961	1,488	35	-	71	-	-	15,285	82
April	16,809	1,476	34	-	72	-	-	15,147	80
May	16,655	1,460	33	-	76	-	-	14,996	90
June	16,582	1,450	29	-	79	-	-	14,918	106
	AIR RESEARCH AND DEVELOPMENT COMMAND								
FY 1956									
July (1955)	286	28	-	-	1	-	-	257	-
August	275	31	-	-	1	-	-	243	-
September	348	36	-	-	1	-	-	311	-
October	375	48	-	-	1	-	-	326	-
November	425	57	-	-	2	-	-	366	-
December	521	58	-	-	2	-	-	461	-
January (1956)	520	58	-	-	2	-	-	460	-
February	592	61	-	-	2	-	-	529	-
March b/	631	59	-	-	2	-	-	570	-
April	626	60	-	-	2	-	-	564	-
May	618	61	-	-	2	-	-	555	-
June	599	59	-	-	2	-	-	538	-

(OVERSEAS - CONTINUED)

TABLE 131 — SUMMARY — COMMAND STRENGTH BY TYPE, BY PERSONNEL IDENTITY — FY 1948 THROUGH FY 1956 (CONTINUED)

(Table below is a modification of Table 135, FY 1955. WAF - Women in the Air Force; AFNC - Air Force Nurse Corps; MSC - Medical Specialist Corps)

END OF MONTH	TOTAL a/	OFFICER			WARRANT OFFICER		AVIATION CADET AND AVIATION STUDENT	ENLISTED	
		Male	WAF	AFNC and MSC	Male	Female		Male	Female
	ALASKAN AIR COMMAND								
FY 1956									
July (1955)	17,523	1,891	15	80	65	-	-	15,472	-
August	17,560	1,890	15	78	63	-	-	15,514	-
September	17,460	1,927	12	76	61	-	-	15,384	-
October	17,755	1,937	12	80	60	-	-	15,666	-
November	17,407	1,870	12	83	59	-	-	15,382	1
December	17,538	1,829	11	81	60	-	-	15,556	1
January (1956)	17,473	1,849	11	84	59	-	-	15,469	1
February	17,063	1,807	12	80	57	-	-	15,106	1
March b/	16,587	1,781	12	88	50	-	-	14,655	1
April	16,611	1,784	10	80	50	-	-	14,686	1
May	16,432	1,738	9	77	53	-	-	14,553	2
June	16,515	1,723	9	78	51	-	-	14,652	2
	CARIBBEAN AIR COMMAND								
FY 1956									
July (1955)	1,436	225	-	2	19	-	-	1,190	-
August	1,433	226	-	2	20	-	-	1,185	-
September	1,444	230	-	2	18	-	-	1,194	-
October	1,431	225	-	2	19	-	-	1,185	-
November	1,419	223	-	2	20	-	-	1,174	-
December	1,396	224	-	2	20	-	-	1,150	-
January (1956)	1,424	223	-	2	21	-	-	1,178	-
February	1,432	235	-	2	21	-	-	1,174	-
March b/	1,419	235	-	2	21	-	-	1,161	-
April	1,368	233	-	2	22	-	-	1,111	-
May	1,327	223	-	2	20	-	-	1,082	-
June	1,313	222	-	2	20	-	-	1,069	-
	FAR EAST AIR FORCE e/								
FY 1956									
July (1955)	70,667	8,408	73	204	233	-	-	61,708	41
August	69,495	8,441	68	203	226	-	-	60,517	40
September	69,058	8,519	67	202	207	-	-	60,023	40
October	60,396	7,950	54	203	182	-	-	51,955	52
November	59,572	7,850	50	200	184	-	-	51,207	81
December	60,154	7,870	50	192	188	-	-	51,773	81
January (1956)	60,084	7,863	51	195	189	-	-	51,700	86
February	60,043	7,893	49	195	192	-	-	51,622	92
March b/	57,117	7,572	46	198	166	-	-	49,036	99
April	56,995	7,454	40	204	170	-	-	49,012	115
May	57,325	7,309	44	199	184	-	-	49,474	115
June	58,066	7,148	43	203	179	-	-	50,380	113
	HEADQUARTERS COMMAND, USAF								
FY 1956									
July (1955)	4,435	1,692	8	-	76	-	-	2,601	58
August	4,591	1,691	8	-	76	-	-	2,761	55
September	4,507	1,664	7	-	79	-	-	2,704	53
October	4,596	1,644	6	-	79	-	-	2,814	53
November	5,115	1,685	6	-	80	-	-	3,289	55
December	5,282	1,748	8	-	79	-	-	3,392	55
January (1956)	5,355	1,789	8	-	81	-	-	3,423	54
February	5,460	1,804	7	-	84	-	-	3,511	54
March b/	5,531	1,851	7	-	82	-	-	3,535	56
April	5,477	1,848	8	-	84	-	-	3,482	55
May	5,226	1,844	7	-	84	-	-	3,233	58
June	5,106	1,834	6	-	85	-	-	3,126	55

(OVERSEAS - CONTINUED)

TABLE 131 — SUMMARY — COMMAND STRENGTH BY TYPE, BY PERSONNEL IDENTITY — FY 1948 THROUGH FY 1956 (CONTINUED)

(Table below is a modification of Table 135, FY 1955. WAF - Women in the Air Force; AFNC - Air Force Nurse Corps; MSC - Medical Specialist Corps)

END OF MONTH	TOTAL a/	OFFICER			WARRANT OFFICER		AVIATION CADET AND AVIATION STUDENT	ENLISTED	
		Male	WAF	AFNC and MSC	Male	Female		Male	Female
	JOINT US MILITARY ADVISORY GROUP, SPAIN								
FY 1956									
July (1955)	267	109	-	5	2	-	-	151	-
August	294	121	-	6	2	-	-	165	-
September	350	133	-	7	2	-	-	208	-
October	383	148	-	7	2	-	-	226	-
November	441	153	-	7	2	-	-	279	-
December	458	157	-	7	2	-	-	292	-
January (1956)	476	163	-	7	2	-	-	304	-
February	507	177	-	8	3	-	-	319	-
March b/	523	180	-	8	4	-	-	331	-
April	557	183	-	8	4	-	-	362	-
May	578	180	-	8	4	-	-	386	-
June	596	182	-	9	5	-	-	400	-
	MILITARY AIR TRANSPORT SERVICE								
FY 1956									
July (1955)	32,598	4,231	30	53	179	-	-	27,983	122
August	32,749	4,204	28	51	170	-	-	28,180	116
September	32,752	4,209	28	53	170	-	-	28,182	110
October	32,076	4,220	25	50	179	-	-	27,501	101
November	32,300	4,254	26	51	177	-	-	27,695	97
December	33,093	4,262	25	50	195	-	-	28,470	91
January (1956)	33,836	4,282	26	51	202	-	-	29,185	90
February	34,049	4,317	25	53	214	-	-	29,344	96
March b/	34,181	4,313	26	56	224	-	-	29,461	96
April	34,032	4,331	26	54	226	-	-	29,298	97
May	34,112	4,367	25	56	265	-	-	29,303	96
June	34,224	4,329	24	56	271	-	-	29,451	93
	NORTHEAST AIR COMMAND								
FY 1956									
July (1955)	12,624	1,367	13	31	43	-	-	11,170	-
August	12,918	1,356	14	30	44	-	-	11,474	-
September	12,628	1,387	14	30	41	-	-	11,156	-
October	12,596	1,427	13	30	42	-	-	11,084	-
November	12,349	1,428	13	27	43	-	-	10,838	-
December	12,283	1,408	11	25	41	-	-	10,798	-
January (1956)	12,441	1,401	9	25	46	-	-	10,960	-
February	12,545	1,437	11	28	46	-	-	11,023	-
March b/	12,216	1,411	11	31	32	-	-	10,731	-
April	12,489	1,441	9	36	33	-	-	10,970	-
May	12,911	1,445	5	38	35	-	-	11,388	-
June	12,830	1,413	8	41	39	-	-	11,329	-
	STRATEGIC AIR COMMAND								
FY 1956									
July (1955)	20,197	1,817	7	59	75	-	-	18,160	79
August	21,043	1,832	8	59	78	-	-	18,986	80
September	20,481	1,833	8	55	76	-	-	18,430	79
October	20,662	1,838	7	56	73	-	-	18,607	81
November	20,159	1,829	7	52	78	-	-	18,114	79
December	20,314	1,828	6	52	84	-	-	18,265	79
January (1956)	19,963	1,792	6	50	85	-	-	17,958	72
February	21,107	1,926	9	53	83	-	-	18,969	67
March b/	21,235	1,925	8	60	80	-	-	19,099	63
April	21,391	1,899	9	59	80	-	-	19,284	60
May	21,542	1,922	10	55	87	-	-	19,409	59
June	21,347	1,908	9	57	89	-	-	19,220	64

(OVERSEAS - CONTINUED)

TABLE 131 — SUMMARY — COMMAND STRENGTH BY TYPE, BY PERSONNEL IDENTITY — FY 1948 THROUGH FY 1956 (CONTINUED)

(Table below is a modification of Table 135, FY 1955. WAF - Women in the Air Force; AFNC - Air Force Nurse Corps; MSC - Medical Specialist Corps)

END OF MONTH	TOTAL a/	OFFICER			WARRANT OFFICER		AVIATION CADET AND AVIATION STUDENT	ENLISTED	
		Male	WAF	AFNC and MSC	Male	Female		Male	Female
	US AIR FORCE, EUROPE								
FY 1956									
July (1955)	82,430	9,974	130	338	338	-	-	71,153	497
August	83,557	10,088	130	339	324	-	-	72,190	486
September	85,702	10,246	131	340	323	-	-	74,158	504
October	88,414	10,500	133	345	320	-	-	76,604	512
November	89,032	10,533	135	352	319	-	-	77,167	526
December	90,058	10,653	131	361	321	-	-	78,066	526
January (1956)	81,392	9,804	108	362	276	-	-	70,382	460
February	81,866	9,787	108	382	275	-	-	70,853	461
March b/	76,108	9,483	111	386	214	-	-	65,462	452
April	76,283	9,451	109	389	220	-	-	65,663	451
May	76,470	9,411	106	397	231	-	-	65,877	448
June	76,146	9,363	104	401	239	-	-	65,598	441
	USAF SECURITY SERVICE								
FY 1956									
July (1955)	10,674	557	8	-	28	-	-	10,081	-
August	11,668	578	9	-	28	-	-	11,053	-
September	12,193	580	9	-	28	-	-	11,576	-
October	12,462	591	9	-	28	-	-	11,834	-
November	12,710	591	9	-	29	-	-	12,081	-
December	12,911	599	9	-	32	-	-	12,271	-
January (1956)	13,089	607	10	-	35	-	-	12,437	-
February	13,234	611	11	-	35	-	-	12,577	-
March b/	13,179	607	12	-	35	-	-	12,525	-
April	13,010	600	13	-	34	-	-	12,363	-
May	12,777	592	13	-	39	-	-	12,133	-
June	12,476	599	12	-	38	-	-	11,827	-
	DISTANT EARLY WARNING PROJECT f/								
FY 1956									
July (1955)	2,523	74	-	-	5	-	-	2,444	-
August	2,516	73	-	-	4	-	-	2,439	-
September	2,516	73	-	-	4	-	-	2,439	-
October	-	-	-	-	-	-	-	-	-
November	-	-	-	-	-	-	-	-	-
December	-	-	-	-	-	-	-	-	-
January (1956)	-	-	-	-	-	-	-	-	-
February	-	-	-	-	-	-	-	-	-
March	-	-	-	-	-	-	-	-	-
April	-	-	-	-	-	-	-	-	-
May	-	-	-	-	-	-	-	-	-
June	-	-	-	-	-	-	-	-	-

a/ Worldwide totals exclude USAF Academy Cadets. For inclusion of USAF Academy Cadets, see table "Command Strength By Grade In Which Serving W/W - 1956".
b/ Effective 1 March 1956, SCARWAF personnel transferred to Department of the Army.
c/ These data includes all personnel assigned to USAF.
d/ FEALOGFOR gained from FEAF.
e/ Includes Air Defense Command and Tactical Air Command under the Operational Control of Far East Air Force; Air Defense Command dropped in November 1955.
f/ Effective,1 October 1955, Distant Early Warning Project (Special SCARWAF Personnel) transferred to Department of Army.

Source: Personnel Statistics Division, Directorate of Statistical Services, DCS/Comptroller.

TABLE 132 — COMMAND STRENGTH BY COMPONENT, BY DEPARTMENTAL STATUS — 30 JUN 1948 THROUGH FY 1956

* (Table below is a new table)

TYPE OF PERSONNEL BY DATE	TOTAL	REGULAR AIR FORCE AND REGULAR ARMY		AIR FORCE RESERVE AND ORGANIZED RESERVE CORPS (ARMY)		AIR NATIONAL GUARD US AND US NATIONAL GUARD (ARMY)		US AIR FORCE (AF OF THE US) AND ARMY OF THE US	
		USAF	SCARWAF	USAF	SCARWAF	USAF	SCARWAF	USAF	SCARWAF
	FISCAL YEAR SUMMARIES								
30 June 1948 - Total	403,228	371,031	1,270	24,908	2,614	10	9	2,060	1,326
Commissioned Officer	47,709	16,656	1,269	24,908	2,614	10	9	972	1,271
Warrant Officer	1,248	104	1	-	-	-	-	1,088	55
Enlisted	354,271	354,271	a/	a/	a/	a/	a/	-	a/
30 June 1949 - Total	419,347	380,794	1,134	33,566	2,436	20	8	965	424
Commissioned Officer	55,773	18,184	1,105	33,566	2,436	20	8	54	400
Warrant Officer	2,078	1,114	29	-	-	-	-	911	24
Enlisted	361,496	361,496	a/	a/	a/	a/	a/	-	a/
30 June 1950 - Total	411,277	374,391	137	34,947	543	14	-	1,234	11
Commissioned Officer	54,914	20,110	137	34,046	542	14	-	62	3
Warrant Officer	2,092	1,247	-	17	1	-	-	819	8
Enlisted	354,271	353,034	b/	884	b/	-	b/	353	b/
30 June 1951 - Total	788,381	604,872	14,581	158,734	4,312	4,224	42	1,573	43
Commissioned Officer	104,443	21,052	104	78,317	664	4,179	32	89	6
Warrant Officer	2,656	1,079	1	-	-	45	10	1,484	37
Enlisted	681,282	582,741	14,476	80,417	3,648	c/	c/	c/	c/
30 June 1952 - Total	973,474	784,136	12,550	122,898	1,902	33,358	922	3,019	14,689
Commissioned Officer	124,239	22,070	80	95,269	1,007	5,691	49	66	7
Warrant Officer	4,162	936	5	-	15	58	24	2,953	171
Enlisted	845,073	761,130	12,465	27,629	880	27,609	849	-	14,511
30 June 1953 - Total	977,593	836,396	10,831	103,719	1,692	4,719	71	2,896	17,269
Commissioned Officer	126,769	23,182	78	99,313	1,327	2,817	24	21	7
Warrant Officer	4,000	892	11	-	60	17	4	2,875	141
Enlisted	846,824	812,322	10,742	4,406	305	1,885	43	-	17,121
30 June 1954 - Total	947,918	817,969	8,733	102,053	1,242	1,746	125	1,891	14,159
Commissioned Officer	126,067	23,452	77	99,930	971	1,613	19	-	5
Warrant Officer	3,685	917	6	627	84	20	4	1,891	136
Enlisted	818,166	793,600	8,650	1,496	187	113	102	-	14,018
30 June 1955 - Total	d/959,946	821,229	13,925	108,455	1,599	1,018	161	1,291	9,702
Commissioned Officer	133,183	23,990	63	106,955	1,117	974	10	-	2
Warrant Officer	3,966	1,272	16	1,088	152	14	5	1,291	124
Enlisted	822,797	795,967	13,846	412	330	31	146	-	9,576
	FISCAL YEAR 1956								
September 1955 - Total	e/959,190	816,003	14,196	110,762	1,559	4,299	124	1,147	8,584
Commissioned Officer	138,421	23,945	52	108,983	1,100	4,258	8	-	2
Warrant Officer	3,979	1,261	12	1,251	176	14	4	1,147	110
Enlisted	816,790	790,797	14,132	528	283	27	112	-	8,472
December 1955 - Total	936,456	797,016	14,467	111,604	1,477	4,136	110	724	6,922
Commissioned Officer	139,616	24,109	43	110,269	1,061	4,091	8	33	2
Warrant Officer	4,025	2,258	23	756	178	14	4	691	101
Enlisted	792,815	770,649	14,401	579	238	31	98	-	6,819
March 1956 - Total	911,275	794,473	f/	112,162	f/	3,994	f/	646	f/
Commissioned Officer	138,633	24,114	f/	110,531	f/	3,963	f/	25	f/
Warrant Officer	3,748	2,298	f/	815	f/	14	f/	621	f/
Enlisted	768,894	768,061	f/	816	f/	17	f/	-	f/
June 1956 - Total	909,695	794,564	f/	110,810	f/	3,679	f/	642	f/
Commissioned Officer	138,106	25,201	f/	109,226	f/	3,649	f/	30	f/
Warrant Officer	3,987	2,619	f/	742	f/	14	f/	612	f/
Enlisted	767,602	766,744	f/	842	f/	16	f/	-	f/

a/ Enlisted personnel breakout by Departmental Status and Component not available.
b/ SCARWAF personnel included in USAF total.
c/ Air Force Reserve and Org Reserve Corps includes Air Nat'l Guard and AFUS strength (breakout not available).
d/ Total includes 2,565 Distant Early Warning Project (DEW) personnel not distributed by component.
e/ Total includes 2,516 Distant Early Warning Project (DEW) Personnel not distributed by component.
f/ As of 1 March 1956 SCARWAF personnel was returned to jurisdiction of the Army.
Source: Personnel Statistics Division, Directorate of Statistical Services, DCS/Comptroller.

TABLE 133 — COMMAND STRENGTH BY GRADE IN WHICH

(Effective, 1 March 1956, SCARWAF Personnel

GRADE IN WHICH SERVING	TOTAL	USAF	SCARWAF	TOTAL	USAF	SCARWAF	TOTAL	USAF	SCARWAF	
	July (1955)			August			September			
W/W - TOTAL (Incl USAFA Cts)	956,128	928,636	27,492	959,800	932,661	27,139	959,487	932,508	26,979	
USAFA CADETS - TOTAL	306	306	-	299	299	-	297	297	-	
W/W - TOTAL (Excl USAFA Cts)	955,822	928,330	27,492	959,501	932,362	27,139	959,190	932,211	26,979	
Officer and Warrant Officer - Total	137,713	136,144	1,569	141,400	139,840	1,560	142,400	140,859	1,541	
Officer - Total	133,723	132,457	1,266	137,416	136,161	1,255	138,421	137,186	1,235	
General - Total	428	428	-	428	428	-	427	427	-	
General	9	9	-	9	9	-	9	9	-	
Lieutenant General	21	21	-	21	21	-	20	20	-	
Major General	145	145	-	145	145	-	144	144	-	
Brigadier General	253	253	-	253	253	-	254	254	-	
Colonel	4,518	4,503	15	4,460	4,448	12	4,443	4,430	13	
Lieutenant Colonel	8,728	8,662	66	8,852	8,793	59	8,881	8,821	60	
Major	21,478	21,307	171	21,308	21,135	173	21,281	21,105	176	
Captain	35,910	35,547	363	35,709	35,357	352	35,648	35,307	341	
First Lieutenant	38,251	37,994	257	39,011	38,727	284	39,237	38,941	296	
Second Lieutenant	24,410	24,016	394	27,648	27,273	375	28,504	28,155	349	
Warrant Officer - Total	3,990	3,687	303	3,984	3,679	305	3,979	3,673	306	
Chief Warrant Officer, W-4	148	142	6	147	139	8	152	145	7	
Chief Warrant Officer, W-3	552	522	30	566	536	30	563	534	29	
Chief Warrant Officer, W-2	1,654	1,427	227	1,665	1,439	226	1,661	1,426	235	
Warrant Officer, JG W-1	1,636	1,596	40	1,606	1,565	41	1,603	1,568	35	
Enlisted - Total	813,847	787,924	25,923	814,100	788,521	25,579	813,103	787,665	25,438	
Master Sergeant	51,615	50,770	845	52,326	51,454	872	52,315	51,421	894	
Technical Sergeant and Sgt 1st Cl	62,838	61,138	1,700	63,857	62,135	1,722	63,839	62,115	1,724	
Staff Sergeant and Sergeant	118,390	114,654	3,736	122,039	118,289	3,750	119,044	115,195	3,849	
Airman 1st Class and Corporal	149,814	143,129	6,685	155,048	148,209	6,839	149,211	142,443	6,768	
Airman 2nd Class and Pvt 1st Cl	203,965	195,229	8,736	208,098	199,595	8,503	206,870	198,731	8,139	
Airman 3rd Class and Private 2	178,948	174,947	4,001	166,198	162,515	3,683	176,852	172,997	3,855	
Basic Airman and Private 1	48,277	48,057	220	46,534	46,324	210	44,972	44,763	209	
Aviation Cadet - Total	4,262	4,262	-	4,001	4,001	-	3,687	3,687	-	
	January (1956)			February			March			
W/W - TOTAL (Incl USAFA Cts)	938,670	916,755	21,915	934,218	915,025	19,193	911,544	911,544		
USAFA CADETS - TOTAL	274	274	-	271	271	-	269	269		
W/W - TOTAL (Excl USAFA Cts)	938,396	916,481	21,915	933,947	914,754	19,193	911,275	911,275		N
Officer and Warrant Officer - Total	143,958	142,612	1,346	143,492	142,300	1,192	142,381	142,381		O
Officer - Total	139,884	138,840	1,044	139,450	138,532	918	138,633	138,633		T
General - Total	425	425	-	423	423	-	423	423		
General	9	9	-	9	9	-	9	9		
Lieutenant General	20	20	-	20	20	-	20	20		
Major General	142	142	-	142	142	-	142	142		
Brigadier General	254	254	-	252	252	-	252	252		
Colonel	4,471	4,457	14	4,544	4,532	12	4,603	4,603		A
Lieutenant Colonel	8,879	8,824	55	8,890	8,847	43	8,958	8,958		P
Major	21,623	21,465	158	21,640	21,501	139	21,629	21,629		
Captain	36,936	36,619	317	38,764	38,479	285	39,238	39,238		P
First Lieutenant	39,508	39,246	262	37,768	37,554	214	37,551	37,551		
Second Lieutenant	28,042	27,804	238	27,421	27,196	225	26,231	26,231		L
Warrant Officer - Total	4,074	3,772	302	4,042	3,768	274	3,748	3,748		I
Chief Warrant Officer, W-4	175	170	5	176	172	4	165	165		
Chief Warrant Officer, W-3	654	623	31	682	654	28	675	675		C
Chief Warrant Officer, W-2	2,205	1,960	245	2,398	2,173	225	2,201	2,201		
Warrant Officer, JG W-1	1,040	1,019	21	786	769	17	707	707		A
Enlisted - Total	791,130	770,561	20,569	787,238	769,237	18,001	765,748	765,748		B
Master Sergeant	53,278	52,451	827	53,981	53,182	799	53,121	53,121		
Technical Sergeant and Sgt 1st Cl	65,489	63,867	1,622	66,405	64,836	1,569	64,881	64,881		L
Staff Sergeant and Sergeant	118,656	115,196	3,460	122,195	119,057	3,138	117,247	117,247		
Airman 1st Class and Corporal	144,563	138,254	6,309	147,712	142,098	5,614	137,924	137,924		E
Airman 2nd Class and Pvt 1st Cl	208,729	202,892	5,837	206,776	201,605	5,171	202,241	202,241		
Airman 3rd Class and Private 2	162,660	160,323	2,337	149,828	148,273	1,555	146,363	146,363		
Basic Airman and Private 1	37,755	37,578	177	40,341	40,186	155	43,971	43,971		
Aviation Cadet - Total	3,308	3,308	-	3,217	3,217	-	3,146	3,146		

Source: Personnel Statistics Division, Directorate of Statistical Services, DCS/Comptroller.

SERVING, BY DEPARTMENTAL STATUS WORLDWIDE —FY 1956

transferred to Department of Army. Cts--Cadets)

TOTAL	USAF	SCARWAF	TOTAL	USAF	SCARWAF	TOTAL	USAF	SCARWAF	GRADE IN WHICH SERVING
October			November			December			
955,152	931,307	23,845	951,514	927,262	24,252	936,739	913,763	22,976	W/W - TOTAL (Incl USAFA Cts)
289	289	-	285	285	-	283	283	-	USAFA CADETS - TOTAL
954,863	931,018	23,845	951,229	926,977	24,252	936,456	913,480	22,976	W/W - TOTAL (Excl USAFA Cts)
142,841	141,383	1,458	143,466	142,041	1,425	143,641	142,221	1,420	Officer and Warrant Officer-Total
138,886	137,729	1,157	139,517	138,397	1,120	139,616	138,502	1,114	Officer - Total
425	425	-	422	422	-	428	428	-	General - Total
9	9	-	9	9	-	9	9	-	General
20	20	-	19	19	-	20	20	-	Lieutenant General
143	143	-	141	141	-	145	145	-	Major General
253	253	-	253	253	-	254	254	-	Brigadier General
4,433	4,422	11	4,425	4,411	14	4,405	4,391	14	Colonel
8,813	8,748	65	8,796	8,737	59	8,806	8,747	59	Lieutenant Colonel
21,244	21,075	169	21,281	21,116	165	21,501	21,333	168	Major
35,866	35,540	326	36,203	35,881	322	36,547	36,225	322	Captain
39,320	39,022	298	39,159	38,855	304	39,461	39,161	300	First Lieutenant
28,785	28,497	288	29,231	28,975	256	28,468	28,217	251	Second Lieutenant
3,955	3,654	301	3,949	3,644	305	4,025	3,719	306	Warrant Officer - Total
149	142	7	148	141	7	162	155	7	Chief Warrant Officer, W-4
576	546	30	582	550	32	606	575	31	Chief Warrant Officer, W-3
1,640	1,404	236	1,639	1,399	240	1,872	1,631	241	Chief Warrant Officer, W-2
1,590	1,562	28	1,580	1,554	26	1,385	1,358	27	Warrant Officer, JG W-1
808,269	785,882	22,387	804,222	781,395	22,827	789,489	767,933	21,556	Enlisted - Total
52,999	52,138	861	52,982	52,127	855	53,219	52,382	837	Master Sergeant
64,592	62,974	1,618	64,536	62,894	1,642	65,300	63,685	1,615	Technical Sergeant and Sgt 1st Cl
122,543	118,985	3,558	119,319	115,754	3,565	120,603	117,097	3,506	Staff Sergeant and Sergeant
153,332	147,322	6,010	147,732	141,646	6,086	149,695	143,523	6,172	Airman 1st Class and Corporal
207,615	200,435	7,180	207,238	200,265	6,973	208,769	202,395	6,374	Airman 2nd Class and Pvt 1st Cl
163,420	160,475	2,945	169,723	166,242	3,481	158,405	155,540	2,865	Airman 3rd Class and Private 2
43,768	43,553	215	42,692	42,467	225	33,498	33,311	187	Basic Airman and Private 1
3,753	3,753	-	3,541	3,541	-	3,326	3,326	-	Aviation Cadet - Total
April			May			June			
911,636	911,636		908,247	908,247		909,958	909,958		W/W - TOTAL (Incl USAFA Cts)
267	267		265	265		263	263		USAFA CADETS - TOTAL
911,369	911,369	N	907,982	907,982	N	909,695	909,695	N	W/W - TOTAL (Excl USAFA Cts)
142,512	142,512	O	142,102	142,102	O	142,093	142,093	O	Officer and Warrant Officer-Total
138,755	138,755	T	138,121	138,121	T	138,106	138,106	T	Officer - Total
421	421		422	422		422	422		General - Total
9	9		9	9		8	8		General
20	20		20	20		21	21		Lieutenant General
141	141		142	142		142	142		Major General
251	251		251	251		251	251		Brigadier General
		A			A			A	
4,656	4,656		4,647	4,647		4,619	4,619		Colonel
9,108	9,108	P	9,179	9,179	P	9,205	9,205	P	Lieutenant Colonel
21,732	21,732		21,847	21,847		21,872	21,872		Major
39,739	39,739	P	39,672	39,672	P	40,041	40,041	P	Captain
37,399	37,399		37,252	37,252		37,949	37,949		First Lieutenant
25,700	25,700	L	25,102	25,102	L	23,998	23,998	L	Second Lieutenant
3,757	3,757	I	3,981	3,981	I	3,987	3,987	I	Warrant Officer - Total
165	165		164	164		166	166		Chief Warrant Officer, W-4
710	710	C	716	716	C	713	713	C	Chief Warrant Officer, W-3
2,200	2,200		2,187	2,187		2,183	2,183		Chief Warrant Officer, W-2
682	682	A	914	914	A	925	925	A	Warrant Officer, JG W-1
765,860	765,860	B	762,754	762,754	B	764,609	764,609	B	Enlisted - Total
53,891	53,891		53,511	53,511		54,149	54,149		Master Sergeant
65,765	65,765	L	65,728	65,728	L	66,340	66,340	L	Technical Sergeant and Sgt 1st Cl
122,233	122,233		120,624	120,624		125,541	125,541		Staff Sergeant and Sergeant
145,672	145,672	E	141,680	141,680	E	147,758	147,758	E	Airman 1st Class and Corporal
203,249	203,249		204,693	204,693		202,740	202,740		Airman 2nd Class and Pvt 1st Cl
137,061	137,061		141,485	141,485		126,776	126,776		Airman 3rd Class and Private 2
37,989	37,989		35,033	35,033		41,305	41,305		Basic Airman and Private 1
2,997	2,997		3,126	3,126		2,993	2,993		Aviation Cadet - Total

TABLE 134 — SUMMARY — COMMAND STRENGTH OF AIR FORCE PIPELINE PERSONNEL BY PIPELINE CATEGORY 30 JUN 1948 THROUGH FY 1956

(Table below is a modification of Table 137 - FY 1955)

END OF MONTH	TOTAL	PIPELINE CATEGORY						
		Students a/	Transients				Patients	Supplementary Pilots
			Fillers	Overseas Replacements	Returnees	Separatees		
	FISCAL YEAR SUMMARIES							
June (1948) - Total	64,639	33,181	12,832	12,541	2,779	57	3,249	-
Officers	5,340	3,774	81	609	329	30	517	-
Enlisted	59,299	29,407	12,751	11,932	2,450	27	2,732	-
June (1949) - Total	65,108	41,338	10,220	4,155	7,611	13	1,771	-
Officers	6,355	4,607	218	567	701	-	262	-
Enlisted	58,753	36,731	10,002	3,588	6,910	13	1,509	-
June (1950) - Total	76,505	59,365	6,852	4,789	3,345	-	2,154	-
Officers	7,471	6,335	10	534	311	-	281	-
Enlisted	69,034	53,030	6,842	4,255	3,034	-	1,873	-
June (1951) - Total	150,015	122,543	8,527	13,354	3,412	-	2,179	-
Officers	10,565	6,924	1,011	1,904	468	-	258	-
Enlisted	139,450	115,619	7,516	11,450	2,944	-	1,921	-
June (1952) - Total	161,068	123,691	1,917	23,516	9,342	-	2,602	-
Officers	13,712	8,914	535	3,201	688	-	374	-
Enlisted	147,356	114,777	1,382	20,315	8,654	-	2,228	-
June (1953) - Total	141,008	102,907	2,920	23,340	9,602	-	2,239	-
Officers	18,216	11,764	860	4,005	1,213	-	374	-
Enlisted	122,792	91,143	2,060	19,335	8,389	-	1,865	-
June (1954) - Total	145,363	103,985	4,521	21,619	11,770	1,531	1,937	-
Officers	19,465	13,893	1,329	2,318	1,395	214	316	-
Enlisted	125,898	90,092	3,192	19,301	10,375	1,317	1,621	-
June (1955) - Total	139,145	110,790	3,680	13,211	6,868	1,834	2,033	729
Officers	18,868	15,457	58	1,350	877	110	287	729
Enlisted	120,277	95,333	3,622	11,861	5,991	1,724	1,746	-
	FISCAL YEAR 1956							
July (1955) - Total	143,960	110,867	2,756	18,601	7,018	2,020	1,989	709
Officers	18,862	14,701	63	1,864	1,092	171	262	709
Enlisted	125,098	96,166	2,693	16,737	5,926	1,849	1,727	-
August - Total	143,675	110,653	2,744	18,699	6,909	2,071	1,957	642
Officers	19,189	15,195	49	1,845	1,018	165	275	642
Enlisted	124,486	95,458	2,695	16,854	5,891	1,906	1,682	-
September - Total	147,118	113,172	2,757	19,073	7,132	2,395	1,963	626
Officers	19,435	16,004	39	1,728	631	152	255	626
Enlisted	127,683	97,168	2,718	17,345	6,501	2,243	1,708	-

TABLE 134—SUMMARY—COMMAND STRENGTH OF AIR FORCE PIPELINE PERSONNEL BY PIPELINE CATEGORY - 30 JUN 1948 THROUGH FY 1956 (CONTINUED)

(Table below is a modification of Table 137 - FY 1955)

END OF MONTH	TOTAL	PIPELINE CATEGORY						
		Students a/	Transients				Patients	Supplementary Pilots
			Fillers	Overseas Replacements	Returnees	Separatees		
	FISCAL YEAR 1956							
October - Total	145,876	114,379	2,856	16,189	8,120	1,754	1,947	631
Officers	19,038	15,977	42	1,333	585	204	266	631
Enlisted	126,838	98,402	2,814	14,856	7,535	1,550	1,681	-
November - Total	143,055	112,448	3,504	15,103	7,155	2,321	1,935	589
Officers	19,159	16,330	36	1,263	548	141	252	589
Enlisted	123,896	96,118	3,468	13,840	6,607	2,180	1,683	-
December - Total	124,601	102,174	2,643	9,597	5,197	2,520	1,937	533
Officers	18,895	16,447	42	875	513	253	232	533
Enlisted	105,706	85,727	2,601	8,722	4,684	2,267	1,705	-
January - Total	121,576	95,423	8,876	9,683	3,570	1,609	1,945	470
Officers	19,152	16,843	54	971	429	141	244	470
Enlisted	102,424	78,580	8,822	8,712	3,141	1,468	1,701	-
February - Total	120,511	95,663	9,276	7,817	4,113	1,286	1,921	435
Officers	18,851	16,905	45	696	305	210	255	435
Enlisted	101,660	78,758	9,231	7,121	3,808	1,076	1,666	-
March - Total	115,280	87,894	12,708	7,964	3,377	1,058	1,963	316
Officers	18,923	17,079	66	653	346	165	298	316
Enlisted	96,357	70,815	12,642	7,311	3,031	893	1,665	-
April - Total	112,202	84,676	11,458	8,473	3,918	1,506	1,962	209
Officers	19,118	17,110	41	819	425	222	292	209
Enlisted	93,084	67,566	11,417	7,654	3,493	1,284	1,670	-
May - Total	104,540	80,821	10,945	6,794	2,461	1,386	2,015	118
Officers	18,915	17,225	40	717	299	211	305	118
Enlisted	85,625	63,596	10,905	6,077	2,162	1,175	1,710	-
June - Total	108,477	85,405	9,297	7,986	2,759	972	2,005	53
Officers	19,305	17,409	119	849	441	136	298	53
Enlisted	89,172	67,996	9,178	7,137	2,318	836	1,707	-

a/ Depot Level Trainees not applicable to FY - 1956.

SOURCE: Personnel Statistics Division, Directorate of Statistical Services, DCS/Comptroller.

TABLE 135—SUMMARY— COMMAND STRENGTH BY DEPARTMENTAL STATUS BY TYPE OF PERSONNEL, WORLDWIDE - 30 JUN 1948 THROUGH FY 1956

(Table below is a modification of Table 138, FY 1955)

END OF MONTH	USAF				SCARWAF				NAVY	USAFA CADETS
	TOTAL	OFFICER	WARRANT OFFICER	ENLISTED a/	TOTAL	OFFICER	WARRANT OFFICER	ENLISTED	OFFICER b/	
	FISCAL YEAR SUMMARIES									
30 June 1948	359,824	42,546	1,192	316,086	27,906	5,163	56	22,687	-	-
30 June 1949	396,852	51,824	2,025	343,003	22,495	3,949	53	18,493	-	-
30 June 1950	397,484	54,174	2,083	341,227	13,735	682	9	13,044	58	-
30 June 1951	769,390	103,624	2,608	663,158	18,978	806	48	18,124	13	-
30 June 1952	943,411	123,096	3,947	816,368	30,063	1,143	215	28,705	-	-
30 June 1953	947,586	125,189	3,784	818,613	29,863	1,436	216	28,211	144	-
30 June 1954	923,627	124,963	3,455	795,209	24,259	1,072	230	22,957	32	-
30 June 1955	931,994	131,919	3,665	796,410	27,952	1,264	301	26,387	-	-
	FISCAL YEAR 1956									
July (1955)	928,330	132,457	3,687	792,186	27,492	1,266	303	25,923	-	306
August	932,362	136,161	3,679	792,522	27,139	1,255	305	25,579	-	299
September	932,211	137,186	3,673	791,352	26,979	1,235	306	25,438	-	297
October	931,018	137,729	3,654	789,635	23,845	1,157	301	22,387	-	289
November	926,977	138,397	3,644	784,936	24,252	1,120	305	22,827	-	285
December	913,480	138,502	3,719	771,259	22,976	1,114	306	21,556	-	283
January (1956)	916,481	138,840	3,772	773,869	21,915	1,044	302	20,569	-	274
February	914,754	138,532	3,768	772,454	19,193	918	274	18,001	-	271
March	911,275	138,633	3,748	768,894	c/	c/	c/	c/	-	269
April	911,369	138,755	3,757	768,857	c/	c/	c/	c/	-	267
May	907,982	138,121	3,981	765,880	c/	c/	c/	c/	-	265
June	909,695	138,106	3,987	767,602	c/	c/	c/	c/	-	263

a/ Includes Aviation Cadet and Aviation Student.
b/ Effective,1 March 1955, Navy Personnel Transferred to Dept of Navy.
c/ Effective,1 March 1956, SCARWAF Personnel Transferred to Department of the Army.
Source: Personnel Statistics Division, Directorate of Statistical Services, DCS/Comptroller.

TABLE 136 – SUMMARY DEPARTMENTAL STRENGTH BY TYPE OF PERSONNEL 30 JUN 1949 THROUGH FY 1956

(Table below is a modification of Table 139, FY 1955)

END OF MONTH	WORLDWIDE				CONTINENTAL US				OVERSEAS			
	TOTAL	OFFICER	W/O	ENLISTED PERSONNEL a/	TOTAL	OFFICER	W/O	ENLISTED PERSONNEL a/	TOTAL	OFFICER	W/O	ENLISTED PERSONNEL
	FISCAL YEAR SUMMARIES											
June 1949	396,852	51,824	2,025	343,003	281,661	38,186	1,587	241,888	115,191	13,638	438	101,115
June 1950	397,484	54,174	2,083	341,227	309,990	43,157	1,662	265,171	87,494	11,017	421	76,056
June 1951	769,390	103,624	2,608	663,158	620,894	84,432	1,897	534,565	148,496	19,192	711	128,593
June 1952	943,411	123,096	3,947	816,368	708,504	94,178	3,056	611,270	234,907	28,918	891	205,098
June 1953	947,586	125,189	3,784	818,613	672,251	93,801	2,706	575,744	275,335	31,388	1,078	242,869
June 1954	923,627	124,963	3,455	795,209	667,306	93,337	2,419	571,550	256,321	31,626	1,036	223,659
June 1955	931,994	131,919	3,665	796,410	680,829	99,453	2,700	578,676	251,165	32,466	965	217,734
	FISCAL YEAR 1956											
July (1955)	928,330	132,457	3,687	792,186	681,120	100,387	2,718	578,015	247,210	32,070	969	214,171
August	932,362	136,161	3,679	792,522	681,443	103,997	2,728	574,718	250,919	32,164	951	217,804
September	932,211	137,186	3,673	791,352	678,927	105,075	2,763	571,089	253,284	32,111	910	220,263
October	931,018	137,729	3,654	789,635	675,130	105,332	2,755	567,043	255,888	32,397	899	222,592
November	926,977	138,397	3,644	784,936	670,944	106,032	2,739	562,173	256,033	32,365	905	222,763
December	913,480	138,502	3,719	771,259	656,583	106,064	2,781	547,738	256,897	32,438	938	223,521
January(1956)	916,481	138,840	3,772	773,869	658,046	106,301	2,803	548,942	258,435	32,539	969	224,927
February	914,754	138,532	3,768	772,454	653,502	105,878	2,792	544,832	261,252	32,654	976	227,622
March	911,275	138,633	3,748	768,894	649,559	105,988	2,754	540,817	261,716	32,645	994	228,077
April	911,369	138,755	3,757	768,857	648,709	106,204	2,745	539,760	262,660	32,551	1,012	229,097
May	907,982	138,121	3,981	765,880	646,237	105,979	2,882	537,376	261,745	32,142	1,099	228,504
June	909,695	138,106	3,987	767,602	648,365	106,155	2,864	539,346	261,330	31,951	1,123	228,256

a/ Includes Aviation Cadets and Aviation Students.

Source: Personnel Statistics Division, Directorate of Statistical Services, DCS/Comptroller.

TABLE 137 — SUMMARY — USAF REGULAR COMMISSIONED OFFICERS BY GRADE IN WHICH SERVING, BY CONTROL BRANCH — 30 JUN 1950 THROUGH 30 JUN 1956

(Table below is a modification of Table 140, FY 1955)

CONTROL BRANCH	TOTAL	GENERAL	COLONEL	LIEUTENANT COLONEL	MAJOR	CAPTAIN	FIRST LIEUTENANT	SECOND LIEUTENANT
	FISCAL YEAR SUMMARIES							
30 JUNE (1950) - TOTAL	20,110	221	1,678	3,126	4,655	6,460	3,096	874
Air Force Nurse	284	-	-	3	11	206	62	2
Chaplain	116	1	5	35	52	23	-	-
Dentist	189	1	12	61	53	58	4	-
Medical	442	8	81	101	107	130	15	-
Medical Service	151	-	1	15	52	72	11	-
Veterinary	41	-	2	4	27	8	-	-
Women's Medical Specialist	28	-	-	1	2	9	15	1
Women in the Air Force	196	-	-	8	88	76	24	-
All Other Air Force	18,663	211	1,577	2,898	4,263	5,878	2,965	871
30 JUNE (1951) - TOTAL	21,052	257	2,455	4,154	5,433	5,754	2,048	951
Air Force Nurse	419	-	-	5	36	323	54	1
Chaplain	130	1	10	44	57	15	3	-
Dentist	233	1	27	66	45	83	11	-
Medical	573	11	112	114	113	204	19	-
Medical Service	192	-	3	36	67	62	20	4
Veterinary	56	-	3	11	25	17	-	-
Women's Medical Specialist	36	-	-	1	2	15	17	1
Women in the Air Force	214	-	-	21	122	54	8	9
All Other Air Force	19,199	244	2,300	3,856	4,966	4,981	1,916	936
30 JUNE (1952) - TOTAL	22,070	297	3,387	4,681	6,824	4,464	1,530	887
Air Force Nurse	416	-	1	7	79	311	17	1
Chaplain	141	1	16	47	54	20	3	-
Dentist	262	-	50	69	94	42	7	-
Medical	677	13	140	124	232	158	10	-
Medical Service	245	-	11	57	108	39	22	8
Veterinary	57	-	4	26	19	6	2	-
Women's Medical Specialist	31	-	1	1	5	19	5	-
Women in the Air Force	193	-	-	37	118	30	7	1
All Other Air Force	20,048	283	3,164	4,313	6,115	3,839	1,457	877
30 JUNE (1953) - TOTAL	22,829	364	3,675	4,824	6,878	4,119	2,223	746
Air Force Nurse	387	-	1	13	106	258	9	-
Chaplain	150	1	18	49	52	28	2	-
Dentist	276	1	56	67	119	29	4	-
Medical	750	17	155	127	278	171	2	-
Medical Service	283	-	16	56	108	44	50	9
Veterinary	69	1	6	27	20	9	6	-
Women's Medical Specialist	27	-	1	1	6	14	5	-
Women in the Air Force	182	-	-	39	108	24	10	1
All Other Air Force	20,705	344	3,422	4,445	6,081	3,542	2,135	736
30 JUNE (1954) - TOTAL	23,452	357	3,821	4,953	6,756	4,383	2,285	897
Air Force Nurse	392	-	1	18	109	250	14	-
Chaplain	153	2	19	49	48	32	3	-
Dentist	277	1	57	65	109	41	4	-
Medical	747	17	158	115	254	181	22	-
Medical Service	300	-	19	57	107	49	68	-
Veterinary	72	1	7	26	20	18	-	-
Women's Medical Specialist	25	-	1	1	6	15	2	-
Women in the Air Force	178	-	1	42	100	20	15	-
All Other Air Force	21,308	336	3,558	4,580	6,003	3,777	2,157	897
30 JUNE (1955) - TOTAL	23,990	383	3,956	5,129	6,630	4,605	2,524	763
Air Force Nurse	389	-	1	17	112	234	24	1
Chaplain	154	2	19	49	48	33	3	-
Dentist	278	1	55	68	98	50	6	-
Medical	784	17	162	107	245	195	58	-
Medical Service	305	-	21	64	98	58	64	-
Veterinary	75	1	7	25	21	20	1	-
Women's Medical Specialist	23	-	1	1	5	15	1	-
Women in the Air Force	178	-	1	53	84	26	14	-
All Other Air Force	21,804	362	3,689	4,745	5,919	3,974	2,353	762

TABLE 137 — SUMMARY — USAF REGULAR COMMISSIONED OFFICERS BY GRADE IN WHICH SERVING, BY CONTROL BRANCH — 30 JUN 1950 THROUGH 30 JUN 1956 (CONTINUED)

(Table below is a modification of Table 140, FY 1955)

CONTROL BRANCH	TOTAL	GENERAL	COLONEL	LIEUTENANT COLONEL	MAJOR	CAPTAIN	FIRST LIEUTENANT	SECOND LIEUTENANT
	FISCAL YEAR 1956							
30 SEPTEMBER (1955) - TOTAL	23,945	412	3,875	5,228	6,506	4,612	2,554	758
Air Force Nurse	391	-	1	17	113	233	27	-
Chaplain	154	2	19	50	46	33	4	-
Dentist	283	2	55	66	98	54	8	-
Medical	850	17	156	106	243	212	116	-
Medical Service	308	-	21	64	98	57	66	2
Veterinary	82	1	7	25	21	26	2	-
Women's Medical Specialist	24	-	1	1	6	14	2	-
Women in the Air Force	176	-	1	53	82	26	14	-
All Other Air Force	21,677	390	3,614	4,846	5,799	3,957	2,315	756
31 DECEMBER - TOTAL	24,109	414	3,837	5,223	6,597	4,878	2,751	409
Air Force Nurse	387	-	1	17	118	223	28	-
Chaplain	163	2	20	50	45	37	9	-
Dentist	281	2	54	67	95	56	7	-
Medical	860	17	155	103	238	234	113	-
Medical Service	308	-	21	64	99	57	66	1
Veterinary	82	1	7	26	20	26	2	-
Women's Medical Specialist	23	-	1	1	6	14	1	-
Women in the Air Force	176	-	1	53	80	27	15	-
All Other Air Force	21,829	392	3,577	4,842	5,896	4,204	2,510	408
31 MARCH (1956) - TOTAL	24,114	410	4,028	5,284	6,508	4,828	2,683	373
Air Force Nurse	385	-	1	18	117	223	26	-
Chaplain	168	2	22	48	46	42	8	-
Dentist	286	2	56	67	93	63	5	-
Medical	861	16	171	118	201	252	103	-
Medical Service	316	-	25	67	92	63	67	2
Veterinary	83	1	9	25	20	26	2	-
Women's Medical Specialist	23	-	1	1	6	13	2	-
Women in the Air Force	173	-	1	63	68	27	14	-
All Other Air Force	21,819	389	3,742	4,877	5,865	4,119	2,456	371
30 JUNE - TOTAL	25,201	409	4,055	5,339	6,606	4,955	2,957	880
Air Force Nurse	407	-	2	19	122	239	25	-
Chaplain	171	2	21	50	44	47	7	-
Dentist	302	2	56	67	110	58	9	-
Medical	885	16	171	118	256	207	117	-
Medical Service	315	-	24	68	91	76	53	3
Veterinary	84	1	9	25	22	23	4	-
Women's Medical Specialist	23	-	1	1	6	13	2	-
Women in the Air Force	173	-	1	62	67	27	16	-
All Other Air Force	22,841	388	3,770	4,929	5,888	4,265	2,724	877

SOURCE: Personnel Statistics Division Directorate of Statistical Services, DCS/Comptroller.

TABLE 138 – USAF GENERAL OFFICERS BY PERMANENT GRADE, BY GRADE IN WHICH SERVING – JUN 1952 THROUGH JUN 1956

(Table below is a modification of Table 141, FY 1955)

END OF MONTH	Total b/	PERMANENT GRADE a/															
		Major General				Brigadier General				Colonel				Lieutenant Colonel			
		Grade in Which Serving															
		General	Lieutenant General	Major General	Brigadier General	General	Lieutenant General	Major General	Brigadier General	General	Lieutenant General	Major General	Brigadier General	General	Lieutenant General	Major General	Brigadier General
		End of Fiscal Year Summaries															
June 1952	297	5	14	32	-	-	-	57	17	-	-	25	144	-	-	1	2
June 1953	364	7	18	32	-	-	-	61	7	-	-	32	207	-	-	-	-
June 1954	357	9	18	34	-	-	2	63	6	-	-	23	202	-	-	-	-
June 1955	384	9	22	35	-	-	-	69	2	-	-	26	221	-	-	-	-
		Fiscal Year 1956															
July (1955)	412	9	21	34	-	-	-	70	1	-	-	35	242	-	-	-	-
August	413	9	21	33	-	-	-	71	1	-	-	35	243	-	-	-	-
September	412	9	20	33	-	-	-	70	1	-	-	35	244	-	-	-	-
October	410	9	20	33	-	-	-	70	1	-	-	34	243	-	-	-	-
November	407	9	19	33	-	-	-	70	1	-	-	32	243	-	-	-	-
December	414	9	20	41	-	-	-	74	7	-	-	25	238	-	-	-	-
January (1956)	411	9	20	41	-	-	-	71	7	-	-	25	238	-	-	-	-
February	410	9	20	41	-	-	-	71	7	-	-	25	237	-	-	-	-
March	410	9	20	41	-	-	-	71	7	-	-	25	237	-	-	-	-
April	408	9	20	41	-	-	-	70	7	-	-	25	236	-	-	-	-
May	409	9	20	42	-	-	-	70	7	-	-	25	236	-	-	-	-
June	409	8	21	42	-	-	-	70	7	-	-	25	236	-	-	-	-

a/ No General Officers on Active Duty in the USAF possess permanent grade of General or Lieutenant General.
b/ Regular Officers only.

Source: Personnel Statistics Division, Directorate of Statistical Services, DCS/Comptroller.

TABLE 139 - SUMMARY - DEPARTMENTAL STRENGTH OF FEMALE MEDICAL OFFICERS BY GRADE IN WHICH - SERVING - 30 JUN 1950 THROUGH FY 1956

(Table below is a modification of Table 142, FY 1955)

END OF MONTH	TOTAL	GENERAL	COLONEL	LIEUTENANT COLONEL	MAJOR	CAPTAIN	FIRST LIEUTENANT	SECOND LIEUTENANT	WARRANT OFFICER
	FISCAL YEAR SUMMARIES								
30 June 1950	1,207	-	-	4	16	386	640	161	-
30 June 1951	2,246	-	-	6	46	649	929	616	-
30 June 1952	2,879	-	2	11	95	814	1,073	884	-
30 June 1953	3,110	-	2	16	139	844	1,345	764	-
30 June 1954	2,764	-	2	21	141	870	1,185	545	-
30 June 1955	2,371	-	2	19	145	891	1,015	299	-
	FISCAL YEAR 1956 a/								
July (1955)	2,365	-	2	20	145	897	1,013	288	-
August	2,364	-	2	20	142	882	1,013	305	-
September	2,364	-	2	20	145	873	1,012	312	-
October	2,340	-	2	20	136	851	1,000	331	-
November	2,383	-	2	20	149	855	1,031	326	-
December	2,377	-	2	20	147	859	1,045	304	-
January (1956)	2,438	-	2	19	158	849	1,063	347	-
February	2,476	-	2	20	154	869	1,057	374	-
March	2,567	-	2	22	149	896	1,088	410	-
April	2,595	-	2	22	153	951	1,035	432	-
May	2,624	-	2	19	151	976	1,017	459	-
June	2,696	-	2	22	145	988	1,030	509	-

a/ Includes Male Nurses and Male Medical Specialists.

Source: Personnel Statistics Division, Directorate of Statistical Services, DCS/Comptroller.

TABLE 140 — SUMMARY — DEPARTMENTAL STRENGTH OF FEMALE PERSONNEL

30 JUN 1951 THROUGH 30 JUN 1956

(Table below is a modification of Table 143, FY 1955)

GRADE	TOTAL	WOMEN IN THE AIR FORCE	AIR FORCE NURSE CORPS	MEDICAL SPECIALISTS	TOTAL	WOMEN IN THE AIR FORCE	AIR FORCE NURSE CORPS	MEDICAL SPECIALISTS	TOTAL	WOMEN IN THE AIR FORCE	AIR FORCE NURSE CORPS	MEDICAL SPECIALISTS
	30 June 1951				30 June 1952				30 June 1953			
TOTAL	10,247	8,001	2,153	93	14,770	11,891	2,879 a/	-	15,918	12,808	2,963	147
Officer and Warrant Officer - Total	2,733	487	2,153	93	3,827	948	2,879	-	4,139	1,029	2,963	147
Off - Total	2,726	480	2,153	93	3,821	942	2,879	-	4,133	1,023	2,963	147
Col	1	1	-	-	3	1	2	-	3	1	1	1
Lieut Col	27	21	5	1	48	37	11	-	57	41	15	1
Maj	177	131	43	3	236	141	95	-	280	141	129	10
Capt	793	144	617	32	955	141	814	-	967	123	803	41
1st Lt	997	68	881	48	1,329	256	1,073	-	1,734	389	1,296	49
2nd Lt	731	115	607	9	1,250	366	884	-	1,092	328	719	45
W/O - Total	7	7	-	-	6	6	-	-	6	6	-	-
WO, W-4	1	1	-	-	6	6	-	-	-	-	-	-
WO, W-3	b/	b/	-	-	b/	b/	-	-	-	-	-	-
WO, W-2	b/	b/	-	-	b/	b/	-	-	5	5	-	-
WO, W-1	6	6	-	-	-	-	-	-	1	1	-	-
Airman - Total	7,514	7,514	-	-	10,943	10,943	-	-	11,779	11,779	-	-
Master Sergeant	79	79	-	-	129	129	-	-	155	155	-	-
Technical Sergeant	248	248	-	-	345	345	-	-	326	326	-	-
Staff Sergeant	647	647	-	-	1,047	1,047	-	-	1,070	1,070	-	-
Airman 1st Class	905	905	-	-	1,753	1,753	-	-	1,740	1,740	-	-
Airman 2nd Class	1,730	1,730	-	-	2,553	2,553	-	-	3,293	3,293	-	-
Airman 3rd Class	3,127	3,127	-	-	3,737	3,737	-	-	4,652	4,652	-	-
Basic Airman	778	778	-	-	1,379	1,379	-	-	543	543	-	-
	30 June 1954				30 June 1955				30 June 1956			
TOTAL	13,286	10,522	2,622	142	11,362	8,991	2,250	121	11,187	8,491	2,571 c/	125 c/
Officer and Warrant Officer - Total	3,558	794	2,622	142	3,080	709	2,250	121	3,334	638	2,571	125
Off - Total	3,553	789	2,622	142	3,075	704	2,250	121	3,330	634	2,571	125
Col	3	1	1	1	3	1	1	1	3	1	1	1
Lieut Col	62	41	20	1	74	55	18	1	85	63	20	2
Maj	276	135	130	11	257	112	135	10	245	100	134	11
Capt	974	104	823	47	1,031	140	846	45	1,186	198	943	45
1st Lt	1,595	410	1,125	60	1,387	372	963	52	1,267	237	987	43
2nd Lt	643	98	523	22	323	24	287	12	544	35	486	23
W/O - Total	5	5	-	-	5	5	-	-	4	4	-	-
WO, W-4	-	-	-	-	-	-	-	-	-	-	-	-
WO, W-3	-	-	-	-	-	-	-	-	-	-	-	-
WO, W-2	5	5	-	-	4	4	-	-	3	3	-	-
WO, W-1	-	-	-	-	1	1	-	-	1	1	-	-
Airman - Total	9,728	9,728	-	-	8,282	8,282	-	-	7,853	7,853	-	-
Master Sergeant	159	159	-	-	172	172	-	-	177	177	-	-
Technical Sergeant	331	331	-	-	321	321	-	-	326	326	-	-
Staff Sergeant	851	851	-	-	712	712	-	-	845	845	-	-
Airman 1st Class	1,551	1,551	-	-	1,114	1,114	-	-	1,154	1,154	-	-
Airman 2nd Class	3,279	3,279	-	-	2,849	2,849	-	-	2,602	2,602	-	-
Airman 3rd Class	2,805	2,805	-	-	2,471	2,471	-	-	2,136	2,136	-	-
Basic Airman	752	752	-	-	643	643	-	-	613	613	-	-

a/ Includes both Air Force Nurses and Medical Specialists. b/ Not applicable prior to June 1953.
c/ Includes Male Nurses and Male Medical Specialists.

Source: Personnel Statistics Division, Directorate of Statistical Services, DCS/Comptroller.

TABLE 141 — USAF MILITARY DECORATIONS AND AWARDS — FY 1956

MONTHS	TOTAL	AIR FORCE OUTSTANDING UNIT AWARD			AIR MEDAL			BRONZE STAR MEDAL		
		Total	Basic	Oak Leaf Cluster	Total	Basic	Oak Leaf Cluster	Total	Basic	Oak Leaf Cluster
TOTAL . .	671	17	17	-	132	97	35	41	40	1
July (1955) .	38	2	2	-	7	2	5	1	1	-
August	117	3	3	-	37	28	9	24	23	1
September . .	95	2	2	-	12	9	3	13	13	-
October . . .	42	-	-	-	8	5	3	-	-	-
November . . .	43	1	1	-	9	7	2	-	-	-
December . . .	47	1	1	-	3	1	2	2	2	-
January (1956)	15	1	1	-	-	-	-	-	-	-
February . . .	46	-	-	-	5	4	1	-	-	-
March	32	-	-	-	7	5	2	-	-	-
April	63	2	2	-	13	8	5	-	-	-
May	73	2	2	-	27	25	2	1	1	-
June	60	3	3	-	4	3	1	-	-	-

	COMMENDATION RIBBON			DISTINGUISHED FLYING CROSS			DISTINGUISHED SERVICE MEDAL			LEGION OF MERIT		
	Total	Basic	Oak Leaf Cluster	Total	Basic	Oak Leaf Cluster	Total	Basic	Oak Leaf Cluster	Total	Basic	Oak Leaf Cluster
TOTAL . .	128	109	19	72	63	9	15	12	3	105	78	27
July (1955) .	14	12	2	1	1	-	-	-	-	6	5	1
August	17	14	3	13	10	3	3	3	-	9	7	2
September . .	16	16	-	4	4	-	6	4	2	21	16	5
October . . .	9	9	-	1	1	-	-	-	-	7	5	2
November . . .	9	7	2	2	2	-	4	4	-	7	5	2
December . . .	7	5	2	5	5	-	1	1	-	8	5	3
January (1956)	1	1	-	3	3	-	-	-	-	4	4	-
February . . .	10	9	1	7	5	2	-	-	-	6	4	2
March	8	7	1	1	1	-	-	-	-	5	4	1
April	12	10	2	17	14	3	-	-	-	8	6	2
May	9	9	-	14	14	-	-	-	-	6	3	3
June	16	10	6	4	3	1	1	-	1	18	14	4

	MEDAL OF FREEDOM			PURPLE HEART			SILVER MEDAL		
	Total	Basic	Oak Leaf Cluster	Total	Basic	Oak Leaf Cluster	Total	Basic	Oak Leaf Cluster
TOTAL . .	4	4	-	39	39	-	118	118	-
July (1955) .	-	-	-	3	3	-	4	4	-
August	-	-	-	3	3	-	8	8	-
September . .	-	-	-	5	5	-	16	16	-
October . . .	1	1	-	4	4	-	12	12	-
November . . .	-	-	-	-	-	-	11	11	-
December . . .	-	-	-	6	6	-	14	14	-
January (1956)	-	-	-	1	1	-	5	5	-
February . . .	-	-	-	9	9	-	9	9	-
March	1	1	-	2	2	-	8	8	-
April	-	-	-	4	4	-	7	7	-
May	1	1	-	-	-	-	13	13	-
June	1	1	-	2	2	-	11	11	-

Note: In February 1956, 1 Distinguished Unit Citation was granted.

Source: Awards Branch, Personnel Service Division, Directorate of Military Personnel, DCS/P, Headquarters USAF.

TABLE 142 — SUMMARY — TEMPORARY PROMOTIONS OF OFFICERS TO GENERAL OFFICERS BY GRADE TO WHICH PROMOTED — FY 1951 THROUGH FY 1956

(Table below is a modification of Table 146, FY 1955. Table indicates the number of actual promotions by month in which promoted for the periods covered. Temporary promotions covered both regular and non-regular officers. No SCARWAF included)

DATE	TOTAL	GENERAL	LIEUTENANT GENERAL	MAJOR GENERAL	BRIGADIER GENERAL
	FISCAL YEAR SUMMARIES				
FY 1951	78	1	5	22	50
FY 1952	103	3	4	31	65
FY 1953	143	3	11	37	92
FY 1954	57	3	6	16	32
FY 1955	82	1	3	29	49
	FY 1956				
FY 1956 - TOTAL	68	-	4	17	47
July (1955)	45	-	1	11	33
August	3	-	-	-	3
September	3	-	-	-	3
October	-	-	-	-	-
November	-	-	-	-	-
December	15	-	1	6	8
January (1956)	-	-	-	-	-
February	-	-	-	-	-
March	-	-	-	-	-
April	-	-	-	-	-
May	2	-	2	-	-
June	-	-	-	-	-

Source: General Officers Branch, DCS/Personnel

TABLE 143 — SUMMARY — OFFICERS SELECTED FOR TEMPORARY PROMOTIONS BY FISCAL YEAR IN WHICH SELECTED — FY 1951 THROUGH FY 1956

(Selections made by Selection Boards do not necessarily mean actual promotions, as cancellations may be made because of resignations, etc. The table includes both regular and nonregular officers. The table excludes selections of Captains for promotions accomplished through other than Selection Board actions such as those selected under AFR36-14 Temporary promotions of Second Lieutenants to First Lieutenants are also excluded as such promotions were not accomplished by action of a Selection Board. Complete data on temporary promotion of lieutenants were not available for this publication.)

GRADE TO WHICH SELECTED	FY 1951	FY 1952	FY 1953	FY 1954	FY 1955	FY 1956
TOTAL	15,097	20,933	9,861	7,254	8,365	7,812
LINE - TOTAL	14,282	19,595	9,153	6,825	7,960	7,253
OTHER THAN LINE - TOTAL	815	1,338	708	429	405	559
Colonel - Total	740	1,277	560	250	290	300
Line	693	1,200	516	234	276	270
Other than Line	47	77	44	16	14	30
Lieutenant Colonel - Total	1,499	2,607	1,043	598	827	851
Line	1,428	2,426	964	565	798	788
Other than Line	71	181	79	33	29	63
Major - Total	3,591	8,644	2,741	2,140	2,070	1,896
Line	3,444	8,008	2,430	2,075	2,002	1,764
Other than Line	147	636	311	65	68	132
Captain - Total	9,267	8,405	5,517	4,266	5,178	4,765
Line	8,717	7,961	5,243	3,951	4,884	4,431
Other than Line	550	444	274	315	294	334

Source: Personnel Requirements & Analysis Division, DCS/Personnel

434177 O - 57 - 20

TABLE 144 — SUMMARY — MILITARY PERSONNEL GAINS AND LOSSES — LAST HALF FY 1949 THROUGH FY1955

(Table below is a new table; it includes SCARWAF through March 1956)

FISCAL YEAR	TOTAL	COMMISSIONED OFFICER		WARRANT OFFICER		AIR NURSE AND WOMAN SPECIALIST	ENLISTED	
		Male	Female	Male	Female		Male	Female
	GAINS							
Last Half FY 1949 .	54,059	4,146	a/ 274	824	-	-	47,640	1,175
FY 1950	99,731	5,912	a/ 897	175	3	-	90,648	2,096
FY 1951	433,122	47,685	194	819	-	1,098	378,276	5,050
FY 1952	296,037	20,776	435	1,766	-	1,004	265,985	6,071
FY 1953	212,045	b/25,152	-	145	-	-	c/186,748	-
FY 1954	174,667	20,534	55	136	-	505	150,625	2,812
FY 1955	237,778	19,775	17	546	1	342	213,599	3,498
	LOSSES							
Last Half FY 1949 .	47,024	1,219	a/ 40	81	1	-	45,571	112
FY 1950	107,801	7,331	a/ 337	160	4	-	99,308	661
FY 1951	60,875	4,724	36	247	-	178	54,526	1,164
FY 1952	121,379	6,608	76	277	1	428	111,443	2,546
FY 1953	207,416	b/25,999	-	287	-	-	c/181,130	-
FY 1954	199,744	20,645	286	435	1	877	172,776	4,724
FY 1955	221,677	11,969	103	239	1	714	203,746	4,905

a/ Includes female Air Nurses and Women Specialists.

b/ Includes male and female Commissioned Officers and Air Nurses and Women Specialists.

c/ Includes female Enlisted personnel.

Source: Personnel Statistics Division, Directorate of Statistical Services, DCS/Comptroller.

TABLE 145 – GAINS AND LOSSES OF MILITARY PERSONNEL TO COMMAND STRENGTH – FY 1956

(Table below includes SCARWAF through March 1956).

GAIN OR LOSS BY TYPE	TOTAL	JUL (1955)	AUG	SEP	OCT	NOV	DEC	JAN (1956)	FEB	MAR	APR	MAY	JUN
GAIN - TOTAL	188,204	16,902	20,099	17,993	17,143	16,658	8,993	19,568	15,855	12,842	11,128	12,164	18,859
OFFICER - TOTAL	20,711	1,393	4,829	2,153	1,825	1,834	1,116	1,400	944	1,360	1,151	1,045	1,661
WARRANT OFFICER - TOTAL	474	35	12	10	2	6	98	53	2	-	2	229	25
ENLISTED - TOTAL	167,019	15,474	15,258	15,830	15,316	14,818	7,779	18,115	14,909	11,482	9,975	10,890	17,173
To Extended Active Duty From Air Force Reserve - Total	14,413	1,236	1,071	1,761	1,708	1,467	731	1,302	813	1,178	1,081	953	1,112
Officer	13,040	1,133	978	1,652	1,601	1,357	616	1,159	723	1,033	969	824	995
Warrant Officer	1	-	-	-	-	-	-	1	-	-	-	-	-
Enlisted	1,372	103	93	109	107	110	115	142	90	145	112	129	117
To Extended Active Duty From Air National Guard - Total	3,460	1	3,382	50	7	6	3	3	-	2	2	1	3
Officer	3,454	1	3,381	48	7	5	3	3	-	2	1	-	3
Warrant Officer	-	-	-	-	-	-	-	-	-	-	-	-	-
Enlisted	6	-	1	2	-	1	-	-	-	-	1	1	-
To Extended Active Duty From Retired Status - Total	30	3	4	3	3	3	2	-	3	3	-	3	3
Officer	10	2	1	1	-	-	1	-	1	-	-	2	2
Warrant Officer	-	-	-	-	-	-	-	-	-	-	-	-	-
Enlisted	20	1	3	2	3	3	1	-	2	3	-	1	1
Commissioned In Regular Air Force - Total	70	11	-	15	2	1	1	9	2	-	4	2	23
Officer	70	11	-	15	2	1	1	9	2	-	4	2	23
Warrant Officer	-	-	-	-	-	-	-	-	-	-	-	-	-
Enlisted	-	-	-	-	-	-	-	-	-	-	-	-	-
Commissioned From USMA or USNA - Total	288	-	-	-	-	-	-	-	-	-	-	-	288
Officer	288	-	-	-	-	-	-	-	-	-	-	-	288
Warrant Officer	-	-	-	-	-	-	-	-	-	-	-	-	-
Enlisted	-	-	-	-	-	-	-	-	-	-	-	-	-
Non-Prior Service - Total	116,566	11,535	10,701	11,509	10,573	9,333	3,888	13,184	10,743	7,341	6,334	7,624	13,801
Officer	-	-	-	-	-	-	-	-	-	-	-	-	-
Warrant Officer	-	-	-	-	-	-	-	-	-	-	-	-	-
Enlisted	116,566	11,535	10,701	11,509	10,573	9,333	3,888	13,184	10,743	7,341	6,334	7,624	13,801
Prior Active Military Service - Total	16,966	1,352	1,764	1,456	1,319	1,285	1,056	1,715	1,591	1,550	1,363	1,241	1,274
Officer	-	-	-	-	-	-	-	-	-	-	-	-	-
Warrant Officer	-	-	-	-	-	-	-	-	-	-	-	-	-
Enlisted	16,966	1,352	1,764	1,456	1,319	1,285	1,056	1,715	1,591	1,550	1,363	1,241	1,274
Former Commissioned Officer or Warrant Officer - Total	90	9	8	10	5	7	6	8	3	5	13	11	5
Officer	-	-	-	-	-	-	-	-	-	-	-	-	-
Warrant Officer	-	-	-	-	-	-	-	-	-	-	-	-	-
Enlisted	90	9	8	10	5	7	6	8	3	5	13	11	5

TABLE 145 — GAINS AND LOSSES OF MILITARY PERSONNEL TO COMMAND STRENGTH — FY 1956 (CONTINUED)

(Table below includes SCARWAF through March 1956).

GAINS OR LOSS BY TYPE	TOTAL	JUL (1955)	AUG	SEP	OCT	NOV	DEC	JAN (1956)	FEB	MAR	APR	MAY	JUN
For Aviation Cadet - Total	1,894	203	138	156	150	142	69	181	74	143	230	112	296
Officer	-	-	-	-	-	-	-	-	-	-	-	-	-
Warrant Officer	-	-	-	-	-	-	-	-	-	-	-	-	-
Enlisted	1,894	203	138	156	150	142	69	181	74	143	230	112	296
For Officer Candidate School - Total	4	-	-	-	1	-	-	3	-	-	-	-	-
Officer	-	-	-	-	-	-	-	-	-	-	-	-	-
Warrant Officer	-	-	-	-	-	-	-	-	-	-	-	-	-
Enlisted	4	-	-	-	1	-	-	3	-	-	-	-	-
Airman Within 91 to 180 Days After Separation From Air Force - Total	61	61	-	-	-	-	-	-	-	-	-	-	-
Officer	-	-	-	-	-	-	-	-	-	-	-	-	-
Warrant Officer	-	-	-	-	-	-	-	-	-	-	-	-	-
Enlisted	61	61	-	-	-	-	-	-	-	-	-	-	-
Airman Within 90 Days of Separation From Regular Air Force - Total	21,450	1,227	1,453	1,536	1,914	2,001	2,258	2,415	2,104	2,003	1,639	1,475	1,425
Officer	-	-	-	-	-	-	-	-	-	-	-	-	-
Warrant Officer	-	-	-	-	-	-	-	-	-	-	-	-	-
Enlisted	21,450	1,227	1,453	1,536	1,914	2,001	2,258	2,415	2,104	2,003	1,639	1,475	1,425
SCARWAF for SCARWAF Position - Total	4	1	1	1	-	1	-	-	-	-	-	-	-
Officer	-	-	-	-	-	-	-	-	-	-	-	-	-
Warrant Officer	-	-	-	-	-	-	-	-	-	-	-	-	-
Enlisted	4	1	1	1	-	1	-	-	-	-	-	-	-
Airman Within 90 Days of Separation From Non-Regular Air Force Extended Active Duty Status - Total	73	2	4	9	7	14	12	11	5	3	2	3	1
Officer	-	-	-	-	-	-	-	-	-	-	-	-	-
Warrant Officer	-	-	-	-	-	-	-	-	-	-	-	-	-
Enlisted	73	2	4	9	7	14	12	11	5	3	2	3	1
Appointed Warrant Officer or Commissioned Officer From Enlisted Status - Total	885	25	6	29	51	183	189	92	17	16	6	239	32
Officer	453	-	5	27	51	182	92	44	15	16	4	10	7
Warrant Officer	432	25	1	2	-	1	97	48	2	-	2	229	25
Enlisted	-	-	-	-	-	-	-	-	-	-	-	-	-

TABLE 145 — GAINS AND LOSSES OF MILITARY PERSONNEL TO COMMAND STRENGTH — FY 1956 (CONTINUED)

(Table below includes SCARWAF through March 1956).

GAINS OR LOSS BY TYPE	TOTAL	JUL (1955)	AUG	SEP	OCT	NOV	DEC	JAN (1956)	FEB	MAR	APR	MAY	JUN
Appointed Warrant Officer From Officer Status or Commissioned Officer From Warrant Officer Status - Total	8	-	-	2	-	-	1	-	-	1	-	1	3
Officer	8	-	-	2	-	-	1	-	-	1	-	1	3
Warrant Officer	-	-	-	-	-	-	-	-	-	-	-	-	-
Enlisted	-	-	-	-	-	-	-	-	-	-	-	-	-
Commissioned Officer From Officer Candidate School - Total	472	-	-	118	1	-	115	-	-	116	-	-	122
Officer	472	-	-	118	1	-	115	-	-	116	-	-	122
Warrant Officer	-	-	-	-	-	-	-	-	-	-	-	-	-
Enlisted	-	-	-	-	-	-	-	-	-	-	-	-	-
Commissioned Officer From Aviation Cadet - Total	2,710	218	427	255	130	262	259	179	197	190	172	203	218
Officer	2,710	218	427	255	130	262	259	179	197	190	172	203	218
Warrant Officer	-	-	-	-	-	-	-	-	-	-	-	-	-
Enlisted	-	-	-	-	-	-	-	-	-	-	-	-	-
Assigned From Department of Army or Navy - Total	5,504	772	861	847	1,045	1,670	164	131	14	-	-	-	-
Officer	171	22	28	32	33	25	26	2	3	-	-	-	-
Warrant Officer	41	10	11	8	2	5	1	4	-	-	-	-	-
Enlisted	5,292	740	822	807	1,010	1,640	137	125	11	-	-	-	-
Transferred From Army - Total	6	2	2	1	-	1	-	-	-	-	-	-	-
Officer	6	2	2	1	-	1	-	-	-	-	-	-	-
Warrant Officer	-	-	-	-	-	-	-	-	-	-	-	-	-
Enlisted	-	-	-	-	-	-	-	-	-	-	-	-	-
Returned From Desertion - Total	2,556	189	213	190	196	257	204	296	238	186	185	239	163
Officer	5	1	1	2	-	-	-	-	-	-	-	-	-
Warrant Officer	-	-	-	-	-	-	-	-	-	-	-	-	-
Enlisted	2,551	188	212	188	196	257	203	296	238	186	185	239	163
Returned From Prisoner - Total	223	-	-	-	-	-	-	5	15	72	68	-	63
Officer	1	-	-	-	-	-	-	-	1	-	-	-	-
Warrant Officer	-	-	-	-	-	-	-	-	-	-	-	-	-
Enlisted	222	-	-	-	-	-	-	5	14	72	68	-	63

TABLE 145 – GAINS AND LOSSES OF MILITARY PERSONNEL TO COMMAND STRENGTH – FY 1956 (CONTINUED)

(Table below includes SCARWAF through March 1956).

GAINS OR LOSS BY TYPE	TOTAL	JUL (1955)	AUG	SEP	OCT	NOV	DEC	JAN (1956)	FEB	MAR	APR	MAY	JUN
Returned From Missing or Prisoner of War - Total. . .	61	1	13	5	1	2	5	1	-	1	-	32	-
Officer	8	-	6	-	-	1	-	-	-	-	-	1	-
Warrant Officer	-	-	-	-	-	-	-	-	-	-	-	-	-
Enlisted.	53	1	7	5	1	1	5	1	-	1	-	31	-
Correction - Deletion of Previously Reported as Dropped From Rolls - Total.	138	9	14	6	10	9	14	6	17	15	9	14	15
Officer	1	1	-	-	-	-	-	-	-	-	-	-	-
Warrant Officer	-	-	-	-	-	-	-	-	-	-	-	-	-
Enlisted.	137	8	14	6	10	9	14	6	17	15	9	14	15
Correction of Previously Reported Separation - Total.	272	45	37	34	20	14	16	27	19	17	20	11	12
Officer	14	2	-	-	-	-	1	4	2	2	1	2	-
Warrant Officer	-	-	-	-	-	-	-	-	-	-	-	-	-
Enlisted.	258	43	37	34	20	14	15	23	17	15	19	9	12
LOSS - TOTAL	235,815	20,121	16,713	18,585	21,212	18,878	22,764	18,367	19,746	35,491	13,260	13,790	16,888
OFFICER - TOTAL	16,105	915	1,157	1,326	1,351	1,156	1,192	1,127	1,168	2,323	1,244	1,397	1,749
WARRANT OFFICER - TOTAL	459	11	14	25	24	10	15	10	20	287	5	16	22
ENLISTED - TOTAL.	219,251	19,195	15,542	17,234	19,837	17,712	21,557	17,230	18,558	32,881	12,011	12,377	15,117
Transferred to AFRes or ANG Status - Total.	10,619	446	599	816	889	820	896	822	829	1,132	971	1,120	1,279
Officer	10,610	444	599	816	886	820	894	822	828	1,132	971	1,120	1,278
Warrant Officer	9	2	-	-	3	-	2	-	1	-	-	-	1
Enlisted.	-	-	-	-	-	-	-	-	-	-	-	-	-
Medical Personnel - Total	1,168	239	232	107	55	92	27	50	19	62	52	64	169
Officer	1,168	239	232	107	55	92	27	50	19	62	52	64	169
Warrant Officer	-	-	-	-	-	-	-	-	-	-	-	-	-
Enlisted.	-	-	-	-	-	-	-	-	-	-	-	-	-
Regular Airman With Service Obligation - Total. . . .	93,946	12,172	8,119	7,718	9,126	9,717	5,108	7,915	9,347	6,979	5,528	4,953	7,264
Officer	-	-	-	-	-	-	-	-	-	-	-	-	-
Warrant Officer	-	-	-	-	-	-	-	-	-	-	-	-	-
Enlisted.	93,946	12,172	8,119	7,718	9,126	9,717	5,108	7,915	9,347	6,979	5,528	4,953	7,264

TABLE 145— GAINS AND LOSSES OF MILITARY PERSONNEL TO COMMAND STRENGTH — FY 1956 (CONTINUED)

(Table below includes SCARWAF through March 1956).

GAINS OR LOSS BY TYPE	TOTAL	JUL (1955)	AUG	SEP	OCT	NOV	DEC	JAN (1956)	FEB	MAR	APR	MAY	JUN
Regular Airman Without Service Obligation - Total. . .	16,518	2,051	1,192	1,164	1,648	1,823	1,210	1,423	1,583	1,473	1,060	849	1,042
Officer.	-	-	-	-	-	-	-	-	-	-	-	-	-
Warrant Officer.	-	-	-	-	-	-	-	-	-	-	-	-	-
Enlisted	16,518	2,051	1,192	1,164	1,648	1,823	1,210	1,423	1,583	1,473	1,060	849	1,042
AFRes, ANG or SCARWAF - Total.	926	59	34	174	241	136	67	119	94	2	-	-	-
Officer.	-	-	-	-	-	-	-	-	-	-	-	-	-
Warrant Officer.	-	-	-	-	-	-	-	-	-	-	-	-	-
Enlisted	926	59	34	174	241	136	67	119	94	2	-	-	-
To Accept Appointment as Warrant Officer - Total . . .	446	30	5	7	3	2	94	50	2	-	2	230	21
Officer.	1	-	-	-	-	-	-	-	1	-	-	-	-
Warrant Officer.	-	-	-	-	-	-	-	-	-	-	-	-	-
Enlisted	445	30	5	7	3	2	94	50	1	-	2	230	21
Officer or Warrant Officer to Enlist - Total	12	1	2	3	-	1	-	3	-	-	1	1	-
Officer.	4	1	-	-	-	1	-	1	-	-	1	-	-
Warrant Officer.	8	-	2	3	-	-	-	2	-	-	-	1	-
Enlisted	-	-	-	-	-	-	-	-	-	-	-	-	-
To Accept Public Office or Essential to National Health, Safety or Interest - Total	93	10	21	21	3	3	6	7	5	4	4	3	6
Officer.	20	4	3	5	3	1	-	2	-	-	1	-	1
Warrant Officer.	-	-	-	-	-	-	-	-	-	-	-	-	-
Enlisted	73	6	18	16	-	2	6	5	5	4	3	3	5
Loss to NARS Pending Appointment in ANG - Total. . . .	300	7	27	14	24	30	36	17	30	26	43	24	22
Officer.	-	-	-	-	-	-	-	-	-	-	-	-	-
Warrant Officer.	-	-	-	-	-	-	-	-	-	-	-	-	-
Enlisted	300	7	27	14	24	30	36	17	30	26	43	24	22
To Accept Commission as Officer in AF (Other than OCS or AVC) - Total.	494	-	10	24	70	194	90	44	15	16	4	16	11
Officer.	-	-	-	-	-	-	-	-	-	-	-	-	-
Warrant Officer.	8	-	-	2	1	-	1	-	-	1	-	2	1
Enlisted	486	-	10	22	69	194	89	44	15	15	4	14	10

TABLE 145 — GAINS AND LOSSES OF MILITARY PERSONNEL TO COMMAND STRENGTH — FY 1956 (CONTINUED)

(Table below includes SCARWAF through March 1956).

GAIN OR LOSS BY TYPE	TOTAL	JUL (1955)	AUG	SEP	OCT	NOV	DEC	JAN (1956)	FEB	MAR	APR	MAY	JUN
To Accept Commission as Officer From OCS - Total	472	-	-	118	1	-	115	-	-	116	-	-	122
Officer	-	-	-	-	-	-	-	-	-	-	-	-	-
Warrant Officer	-	-	-	-	-	-	-	-	-	-	-	-	-
Enlisted	472	-	-	118	1	-	115	-	-	116	-	-	122
To Accept Commission As Officer From AVC - Total	2,710	218	427	255	130	262	259	179	197	190	172	203	218
Officer	-	-	-	-	-	-	-	-	-	-	-	-	-
Warrant Officer	-	-	-	-	-	-	-	-	-	-	-	-	-
Enlisted	2,710	218	427	255	130	262	259	179	197	190	172	203	218
To Attend USMA, USNA or USAFA or Their Preparatory Schools - Total	47	44	-	1	-	-	-	-	-	-	-	-	2
Officer	-	-	-	-	-	-	-	-	-	-	-	-	-
Warrant Officer	-	-	-	-	-	-	-	-	-	-	-	-	-
Enlisted	47	44	-	1	-	-	-	-	-	-	-	-	2
Airman With Less Than Three Months Retainability Assigned to a Unit Scheduled for PCS - Total	202	1	1	2	3	5	3	2	8	4	15	3	155
Officer	-	-	-	-	-	-	-	-	-	-	-	-	-
Warrant Officer	-	-	-	-	-	-	-	-	-	-	-	-	-
Enlisted	202	1	1	2	3	5	3	2	8	4	15	3	155
Aviation Cadet Eliminee Who Has Completed Active Duty Commitment - Total	271	29	24	23	20	12	20	19	24	27	24	23	26
Officer	-	-	-	-	-	-	-	-	-	-	-	-	-
Warrant Officer	-	-	-	-	-	-	-	-	-	-	-	-	-
Enlisted	271	29	24	23	20	12	20	19	24	27	24	23	26
To Attend Medical or Dental Schools - Total	26	-	12	5	-	2	2	2	1	1	1	-	-
Officer	-	-	-	-	-	-	-	-	-	-	-	-	-
Warrant Officer	-	-	-	-	-	-	-	-	-	-	-	-	-
Enlisted	26	-	12	5	-	2	2	2	1	1	1	-	-
To Attend School Other Than Medical School - Total	7,835	264	503	3,234	278	161	410	1,451	320	197	44	208	765
Officer	-	-	-	-	-	-	-	-	-	-	-	-	-
Warrant Officer	-	-	-	-	-	-	-	-	-	-	-	-	-
Enlisted	7,835	264	503	3,234	278	161	410	1,451	320	197	44	208	765

TABLE 145 — GAINS AND LOSSES OF MILITARY PERSONNEL TO COMMAND STRENGTH — FY 1956 (CONTINUED)

(Table below includes SCARWAF through March 1956).

GAIN OR LOSS BY TYPE	TOTAL	JUL (1955)	AUG	SEP	OCT	NOV	DEC	JAN (1956)	FEB	MAR	APR	MAY	JUN
To Accept Employment of a Seasonal Nature - Total	3	1	2	-	-	-	-	-	-	-	-	-	-
Officer	-	-	-	-	-	-	-	-	-	-	-	-	-
Warrant Officer	-	-	-	-	-	-	-	-	-	-	-	-	-
Enlisted	3	1	2	-	-	-	-	-	-	-	-	-	-
Returned From Overseas With Less Than Three Months Retainability - Total	24,285	1,383	1,898	1,616	2,500	2,384	2,497	2,151	1,593	2,007	1,640	2,327	2,289
Officer	-	-	-	-	-	-	-	-	-	-	-	-	-
Warrant Officer	-	-	-	-	-	-	-	-	-	-	-	-	-
Enlisted	24,285	1,383	1,898	1,616	2,500	2,384	2,497	2,151	1,593	2,007	1,640	2,327	2,289
Undue Hardship - Total	46	2	2	2	4	4	4	2	4	7	4	7	4
Officer	46	2	2	2	4	4	4	2	4	7	4	7	4
Warrant Officer	-	-	-	-	-	-	-	-	-	-	-	-	-
Enlisted	-	-	-	-	-	-	-	-	-	-	-	-	-
Maximum Age in Grade - Total	42	4	1	10	3	2	3	2	8	3	2	3	1
Officer	42	4	1	10	3	2	3	2	8	3	2	3	1
Warrant Officer	-	-	-	-	-	-	-	-	-	-	-	-	-
Enlisted	-	-	-	-	-	-	-	-	-	-	-	-	-
Medical Reasons - Total	5	-	1	1	-	-	-	-	1	-	1	-	1
Officer	5	-	1	1	-	-	-	-	1	-	1	-	1
Warrant Officer	-	-	-	-	-	-	-	-	-	-	-	-	-
Enlisted	-	-	-	-	-	-	-	-	-	-	-	-	-
By Direction of USAF For Special Category of Personnel - Total	10,590	47	106	180	157	36	8,147	414	1,162	81	57	82	121
Officer	722	27	83	133	123	23	57	40	22	38	37	34	105
Warrant Officer	1	-	-	1	-	-	-	-	-	-	-	-	-
Enlisted	9,867	20	23	46	34	13	8,090	374	1,140	43	20	48	16
Disloyal or Subversive - Total	25	2	3	3	4	-	2	3	4	1	1	2	-
Officer	2	-	-	1	1	-	-	-	-	-	-	-	-
Warrant Officer	-	-	-	-	-	-	-	-	-	-	-	-	-
Enlisted	23	2	3	2	3	-	2	3	4	1	1	2	-

TABLE 145 — GAINS AND LOSSES OF MILITARY PERSONNEL TO COMMAND STRENGTH — FY 1956 (CONTINUED)

(Table below includes SCARWAF through March 1956).

GAIN OR LOSS BY TYPE	TOTAL	JUL (1955)	AUG	SEP	OCT	NOV	DEC	JAN (1956)	FEB	MAR	APR	MAY	JUN
Homosexual - Total	1,069	72	90	72	96	69	70	88	87	115	107	107	96
Officer	24	3	1	2	4	1	-	4	1	3	-	5	-
Warrant Officer	1	-	-	1	-	-	-	-	-	-	-	-	-
Enlisted	1,044	69	89	69	92	68	70	84	86	112	107	102	96
Conviction by Civil Court - Total	1,080	60	92	72	86	61	115	87	76	142	117	86	86
Officer	5	-	1	2	1	-	-	-	-	1	-	-	-
Warrant Officer	-	-	-	-	-	-	-	-	-	-	-	-	-
Enlisted	1,075	60	91	70	85	61	115	87	76	141	117	86	86
Dismissal From the Service (Officers and Enlisted) Dishonorably or Bad Conduct Discharge, Sentence by Court Martial (Enlisted) - Total	1,942	162	162	157	172	164	219	161	146	158	167	164	110
Officer	1	1	-	-	-	-	-	-	-	-	-	-	-
Warrant Officer	1	-	-	-	-	1	-	-	-	-	-	-	-
Enlisted	1,940	161	162	157	172	163	219	161	146	158	167	164	110
Substandard Efficiency or Conduct (Officer) - Total	85	2	3	11	13	15	10	4	3	3	7	4	10
Officer	85	2	3	11	13	15	10	4	3	3	7	4	10
Warrant Officer	-	-	-	-	-	-	-	-	-	-	-	-	-
Enlisted	-	-	-	-	-	-	-	-	-	-	-	-	-
Inaptitude or Unsuitability (Enlisted) - Total	6,082	208	274	264	266	200	277	234	688	986	929	957	799
Officer	-	-	-	-	-	-	-	-	-	-	-	-	-
Warrant Officer	-	-	-	-	-	-	-	-	-	-	-	-	-
Enlisted	6,082	208	274	264	266	200	277	234	688	986	929	957	799
Discharge for Disability - Total	3,810	343	344	349	352	303	333	202	229	311	334	306	404
Officer	130	16	7	10	6	15	15	8	12	3	13	9	16
Warrant Officer	1	-	-	-	-	1	-	-	-	-	-	-	-
Enlisted	3,679	327	337	339	346	287	318	194	217	308	321	297	388
Marriage - Total	1,098	89	65	98	88	78	105	77	98	111	97	109	83
Officer	55	7	9	7	10	2	-	2	7	2	2	2	5
Warrant Officer	-	-	-	-	-	-	-	-	-	-	-	-	-
Enlisted	1,043	82	56	91	78	76	105	75	91	109	95	107	78

TABLE 145 — GAINS AND LOSSES OF MILITARY PERSONNEL TO COMMAND STRENGTH — FY 1956 (CONTINUED)

(Table below includes SCARWAF through March 1956).

GAIN OR LOSS BY TYPE	TOTAL	JUL (1955)	AUG	SEP	OCT	NOV	DEC	JAN (1956)	FEB	MAR	APR	MAY	JUN
Minor Children - Total	27	4	2	2	2	4	1	3	2	1	3	2	1
Officer	1	-	-	-	-	1	-	-	-	-	-	-	-
Warrant Officer	-	-	-	-	-	-	-	-	-	-	-	-	-
Enlisted	26	4	2	2	2	3	1	3	2	1	3	2	1
Pregnancy - Total	1,276	113	120	111	110	107	98	90	103	107	126	93	98
Officer	149	14	13	17	9	12	14	13	10	9	13	16	9
Warrant Officer	-	-	-	-	-	-	-	-	-	-	-	-	-
Enlisted	1,127	99	107	94	101	95	84	77	93	98	113	77	89
Fraudulent Enlistment - Total	1,247	108	159	108	113	88	91	74	102	117	125	93	69
Officer	-	-	-	-	-	-	-	-	-	-	-	-	-
Warrant Officer	-	-	-	-	-	-	-	-	-	-	-	-	-
Enlisted	1,247	108	159	108	113	88	91	74	102	117	125	93	69
Dependency or Hardship - Total	2,442	162	193	211	236	204	211	173	196	239	217	221	179
Officer	-	-	-	-	-	-	-	-	-	-	-	-	-
Warrant Officer	-	-	-	-	-	-	-	-	-	-	-	-	-
Enlisted	2,442	162	193	211	236	204	211	173	196	239	217	221	179
Minority - Total	951	72	94	101	84	59	77	51	68	88	84	96	77
Officer	-	-	-	-	-	-	-	-	-	-	-	-	-
Warrant Officer	-	-	-	-	-	-	-	-	-	-	-	-	-
Enlisted	951	72	94	101	84	59	77	51	68	88	84	96	77
Hardship - Total	298	18	43	45	19	24	18	25	20	16	17	23	30
Officer	295	18	42	45	18	24	18	25	19	16	17	23	30
Warrant Officer	3	-	1	-	1	-	-	-	1	-	-	-	-
Enlisted	-	-	-	-	-	-	-	-	-	-	-	-	-
National Health, Safety or Interest - Total	12	1	-	3	2	-	2	-	-	1	-	3	-
Officer	12	1	-	3	2	-	2	-	-	1	-	3	-
Warrant Officer	-	-	-	-	-	-	-	-	-	-	-	-	-
Enlisted	-	-	-	-	-	-	-	-	-	-	-	-	-
Unconditional - Total	1,063	66	77	56	75	108	159	107	71	104	73	78	89
Officer	55	6	7	4	2	2	11	7	1	4	5	3	3
Warrant Officer	5	-	-	-	2	-	-	-	-	-	-	2	1
Enlisted	1,003	60	70	52	71	106	148	100	70	100	68	73	85

TABLE 145 – GAINS AND LOSSES OF MILITARY PERSONNEL TO COMMAND STRENGTH – FY 1956 (CONTINUED)

(Table below includes SCARWAF through March 1956).

GAIN OR LOSS BY TYPE	TOTAL	JUL (1955)	AUG	SEP	OCT	NOV	DEC	JAN (1956)	FEB	MAR	APR	MAY	JUN
In Lieu of Demotion or Elimiantion From the Service - Total	97	7	16	7	10	7	8	9	7	9	5	6	6
Officer	62	4	10	5	7	3	3	5	7	5	4	4	5
Warrant Officer	1	-	-	-	1	-	-	-	-	-	-	-	-
Enlisted	34	3	6	2	2	4	5	4	-	4	1	2	1
For the Good of the Service, in Lieu of Trial by Courts Martial, in Lieu of Demotion or in Lieu of Board Action - Total	109	7	14	12	11	5	13	10	7	10	9	5	6
Officer	109	7	14	12	11	5	13	10	7	10	9	5	6
Warrant Officer	-	-	-	-	-	-	-	-	-	-	-	-	-
Enlisted	-	-	-	-	-	-	-	-	-	-	-	-	-
Unfitness (Character) - Total	3,904	310	263	307	298	314	299	287	302	381	358	394	391
Officer	-	-	-	-	-	-	-	-	-	-	-	-	-
Warrant Officer	-	-	-	-	-	-	-	-	-	-	-	-	-
Enlisted	3,904	310	263	307	298	314	299	287	302	381	358	394	391
Physical Unfitness - Total	66	1	6	4	8	5	4	9	4	7	6	4	8
Officer	-	-	-	-	-	-	-	-	-	-	-	-	-
Warrant Officer	-	-	-	-	-	-	-	-	-	-	-	-	-
Enlisted	66	1	6	4	8	5	4	9	4	7	6	4	8
Regular Officer Twice Passed Over for Promotion - Total	14	1	-	1	3	-	-	1	-	-	-	7	1
Officer	8	1	-	1	2	-	-	1	-	-	-	3	-
Warrant Officer	6	-	-	-	1	-	-	-	-	-	-	4	1
Enlisted	-	-	-	-	-	-	-	-	-	-	-	-	-
Revocation of Commission or Warrant Officer Appointment - Total	26	1	4	2	2	1	2	2	1	1	3	4	3
Officer	25	1	4	2	2	1	2	2	1	1	3	4	2
Warrant Officer	1	-	-	-	-	-	-	-	-	-	-	-	1
Enlisted	-	-	-	-	-	-	-	-	-	-	-	-	-
Removal From Active List (Regular Officers) - Total	14	-	2	3	2	1	-	2	1	1	-	1	1
Officer	13	-	2	2	2	1	-	2	1	1	-	1	1
Warrant Officer	1	-	-	1	-	-	-	-	-	-	-	-	-
Enlisted	-	-	-	-	-	-	-	-	-	-	-	-	-

TABLE 145 — GAINS AND LOSSES OF MILITARY PERSONNEL TO COMMAND STRENGTH — FY 1956 (Continued)

(See first page of this table for headnote)

GAIN OR LOSS BY TYPE	TOTAL	JUL (1955)	AUG	SEP	OCT	NOV	DEC	JAN (1956)	FEB	MAR	APR	MAY	JUN
Deaths - Total	1,811	160	181	167	158	142	182	113	139	144	145	137	143
Officer	552	57	50	55	40	37	48	27	63	50	44	37	44
Warrant Officer	7	1	2	1	-	-	2	-	-	1	-	-	-
Enlisted	1,252	102	129	111	118	105	132	86	76	93	101	100	99
Involuntary Release of Airmen - Total	1,723	-	-	-	-	-	-	643	781	193	69	34	3
Officer	-	-	-	-	-	-	-	-	-	-	-	-	-
Warrant Officer	-	-	-	-	-	-	-	-	-	-	-	-	-
Enlisted	1,723	-	-	-	-	-	-	643	781	193	69	34	3
Assigned to Department of Army or Navy - Total	27,211	686	728	341	3,313	672	900	478	787	19,306	-	-	-
Officer	1,236	22	17	18	95	30	26	28	91	909	-	-	-
Warrant Officer	321	5	5	5	8	1	-	6	17	274	-	-	-
Enlisted	25,654	659	706	318	3,210	641	874	444	679	18,123	-	-	-
As Absentee or Deserter - Total	2,644	228	265	267	251	217	194	246	190	186	175	201	224
Officer	2	-	1	-	1	-	-	-	-	-	-	-	-
Warrant Officer	-	-	-	-	-	-	-	-	-	-	-	-	-
Enlisted	2,642	228	264	267	250	217	194	246	190	186	175	201	224
As Prisoner - Total	1,296	37	34	43	30	43	67	210	127	139	172	258	136
Officer	12	1	-	-	-	2	1	5	2	-	-	1	-
Warrant Officer	1	-	-	-	-	-	-	-	-	1	-	-	-
Enlisted	1,283	36	34	43	30	41	66	205	125	138	172	257	136
As Missing or Prisoner of War - Total	56	2	-	5	3	5	1	1	8	25	1	1	4
Officer	33	1	-	3	3	4	1	1	4	11	1	1	3
Warrant Officer	-	-	-	-	-	-	-	-	-	-	-	-	-
Enlisted	23	1	-	2	-	1	-	-	4	14	-	-	1
Correction of Previously Reported as Gained From Dropped From Unit Rolls - Total	43	-	-	9	3	2	4	-	8	2	5	6	4
Officer	-	-	-	-	-	-	-	-	-	-	-	-	-
Warrant Officer	-	-	-	-	-	-	-	-	-	-	-	-	-
Enlisted	43	-	-	9	3	2	4	-	8	2	5	6	4
Non-Disability - Total	1,095	73	80	100	92	85	80	85	76	92	89	100	143

TABLE 145 — GAINS AND LOSSES OF MILITARY PERSONNEL TO COMMAND STRENGTH — FY 1956 (CONTINUED)

(See first page of this table for headnote.)

GAIN OR LOSS BY TYPE	TOTAL	JUL (1955)	AUG	SEP	OCT	NOV	DEC	JAN (1956)	FEB	MAR	APR	MAY	JUN
Non-Disability - Total	1,095	73	80	100	92	85	80	85	76	92	89	100	143
Officer	243	17	24	24	19	21	12	29	16	18	12	22	29
Warrant Officer	73	3	3	10	7	7	8	1	1	8	5	5	15
Enlisted	779	53	53	66	66	57	60	55	59	66	72	73	99
Disability - Total	1,600	89	126	113	125	140	106	160	130	142	158	152	159
Officer	215	8	21	15	19	21	10	20	17	18	20	21	25
Warrant Officer	9	-	-	1	-	-	2	-	-	2	-	2	2
Enlisted	1,376	81	105	97	106	119	94	140	113	122	138	129	132
Correction of Previously Reported Accession - Total	543	29	55	46	30	69	122	60	43	26	36	20	7
Officer	163	7	10	13	10	16	21	15	23	16	25	5	2
Warrant Officer	2	-	1	-	-	-	-	1	-	-	-	-	-
Enlisted	378	22	44	33	20	53	101	44	20	10	11	15	5

Source: Personnel Statistics Division, Directorate of Statistical Services, DCS/Comptroller.

TABLE 146 — GAINS AND LOSSES OF FEMALE MILITARY PERSONNEL TO COMMAND STRENGTH — FY 1956

(Table below is a modification of Table 149, FY 1955 in Gain and Loss Stub listing. Figures in parentheses represent WAF Officers only and are included in open figures which include both Air Force Nurses/Women's Medical Specialists Officers. Data below included in "Gains and Losses of Military Personnel to Command Strength" table.)

GAIN OR LOSS	TOTAL	JUL (1955)	AUG	SEP	OCT	NOV	DEC	JAN (1956)	FEB	MAR	APR	MAY	JUN
GAIN - TOTAL	(32) 4,404	373	399	(6) 416	442	(1) 373	(2) 204	437	(1) 374	(5) 374	(4) 285	(2) 272	(11) 455
OFFICER - TOTAL	(32) 827	29	61	(6) 52	55	(1) 70	(2) 13	112	(1) 85	(5) 101	(4) 67	(2) 76	(11) 106
WARRANT OFFICERS - TOTAL	-	-	-	-	-	-	-	-	-	-	-	-	-
ENLISTED - TOTAL	3,577	344	338	364	387	303	191	325	289	273	218	196	349
To Extended Active Duty From Air Force Reserve - Total	(11) 810	29	62	47	56	(1) 71	12	110	(1) 83	(3) 100	(4) 69	(2) 76	95
Officer	(11) 801	29	61	46	55	(1) 70	11	110	(1) 83	(3) 99	(4) 67	(2) 76	94
Warrant Officer	-	-	-	-	-	-	-	-	-	-	-	-	-
Enlisted	9	-	1	1	1	1	1	-	-	1	2	-	1
To Extended Active Duty From Retired Status - Total	1	-	-	-	-	-	-	-	-	-	-	-	1
Officer	1	-	-	-	-	-	-	-	-	-	-	-	1
Warrant Officer	-	-	-	-	-	-	-	-	-	-	-	-	-
Enlisted	-	-	-	-	-	-	-	-	-	-	-	-	-
Non-Prior Service - Total	3,219	315	311	323	334	245	167	295	259	257	199	184	330
Officer	-	-	-	-	-	-	-	-	-	-	-	-	-
Warrant Officer	-	-	-	-	-	-	-	-	-	-	-	-	-
Enlisted	3,219	315	311	323	334	245	167	295	259	257	199	184	330
Prior Active Military Service - Total	100	6	6	10	12	18	5	8	10	7	8	3	7
Officer	-	-	-	-	-	-	-	-	-	-	-	-	-
Warrant Officer	-	-	-	-	-	-	-	-	-	-	-	-	-
Enlisted	100	6	6	10	12	18	5	8	10	7	8	3	7
For Officer Candidate School - Total	4	-	-	-	1	-	-	3	-	-	-	-	-
Officer	-	-	-	-	-	-	-	-	-	-	-	-	-
Warrant Officer	-	-	-	-	-	-	-	-	-	-	-	-	-
Enlisted	4	-	-	-	1	-	-	3	-	-	-	-	-
Airmen Within 90 Days of Separation From Regular Air Force - Total	236	22	20	29	39	36	17	18	20	8	8	9	10
Officer	-	-	-	-	-	-	-	-	-	-	-	-	-
Warrant Officer	-	-	-	-	-	-	-	-	-	-	-	-	-
Enlisted	236	22	20	29	39	36	17	18	20	8	8	9	10
Appointed Warrant Off or Commissioned Officer from Enlisted Status - Total	4	-	-	-	-	-	-	2	2	-	-	-	-
Officer	4	-	-	-	-	-	-	2	2	-	-	-	-
Warrant Officer	-	-	-	-	-	-	-	-	-	-	-	-	-
Enlisted	-	-	-	-	-	-	-	-	-	-	-	-	-

TABLE 146 — GAINS AND LOSSES OF FEMALE MILITARY PERSONNEL TO COMMAND STRENGTH — FY 1956 (CONTINUED)

(Table below is a modification of Table 149, FY 1955 in Gain and Loss Stub listing. Figures in parentheses represent WAF Officers only and are included in open figures which include both Air Force Nurses/Women's Medical Specialists Officers. Data below included in "Gains and Losses of Military Personnel to Command Strength" table.)

GAIN OR LOSS	TOTAL	JUL (1955)	AUG	SEP	OCT	NOV	DEC	JAN (1956)	FEB	MAR	APR	MAY	JUN
Commissioned Officers From Officer Candidate School - Total	(21) 21	-	-	(6) 6	-	-	(2) 2	-	-	(2) 2	-	-	(11) 11
Officer	(21) 21	-	-	(6) 6	-	-	(2) 2	-	-	(2) 2	-	-	(11) 11
Warrant Officer	-	-	-	-	-	-	-	-	-	-	-	-	-
Enlisted	-	-	-	-	-	-	-	-	-	-	-	-	-
Returned From Desertion - Total	8	1	-	1	-	3	1	1	-	-	-	-	1
Officer	-	-	-	-	-	-	-	-	-	-	-	-	-
Warrant Officer	-	-	-	-	-	-	-	-	-	-	-	-	-
Enlisted	8	1	-	1	-	3	1	1	-	-	-	-	1
Correction of Previously Reported Separation - Total	1	-	-	-	-	-	-	-	-	-	1	-	-
Officer	-	-	-	-	-	-	-	-	-	-	-	-	-
Warrant Officer	-	-	-	-	-	-	-	-	-	-	-	-	-
Enlisted	1	-	-	-	-	-	-	-	-	-	1	-	-
LOSS - TOTAL	(108)4,603	(10)473	(12)507	(12)527	(11)458	(9)373	(7) 318	(8) 302	(9) 302	(8) 342	(6) 345	(5) 337	(11)319
OFFICERS - TOTAL	(108) 637	(10) 57	(12) 65	(12) 63	(11) 62	(9) 65	(7) 38	(8) 55	(9) 45	(8) 39	(6) 47	(5) 57	(11) 44
WARRANT OFFICERS - TOTAL	1	1	-	-	-	-	-	-	-	-	-	-	-
ENLISTED - TOTAL	3,965	415	442	464	396	308	280	247	257	303	298	280	275
Transferred to AFRes or ANG Status - Total	(53) 134	(6) 16	(4) 9	(4) 9	(4) 8	(4) 16	(5) 10	(2) 13	(4) 14	(6) 9	(2) 14	(4) 7	(8) 9
Officer	(53) 133	(6) 15	(4) 9	(4) 9	(4) 8	(4) 16	(5) 10	(2) 13	(4) 14	(6) 9	(2) 14	(4) 7	(8) 9
Warrant Officer	1	1	-	-	-	-	-	-	-	-	-	-	-
Enlisted	-	-	-	-	-	-	-	-	-	-	-	-	-
Medical Personnel - Total	(1) 236	19	28	24	27	27	10	21	9	16	12	26	(1) 17
Officer	(1) 236	19	28	24	27	27	10	21	9	16	12	26	(1) 17
Warrant Officer	-	-	-	-	-	-	-	-	-	-	-	-	-
Enlisted	-	-	-	-	-	-	-	-	-	-	-	-	-
Regular Airmen Without Service Obligation - Total	1,163	184	213	198	167	101	26	56	43	51	43	35	46
Officer	-	-	-	-	-	-	-	-	-	-	-	-	-
Warrant Officer	-	-	-	-	-	-	-	-	-	-	-	-	-
Enlisted	1,163	184	213	198	167	101	26	56	43	51	43	35	46

TABLE 146— GAINS AND LOSSES OF FEMALE MILITARY PERSONNEL TO COMMAND STRENGTH — FY 1956 (CONTINUED)

(Table below is a modification of Table 149, FY 1955 in Gain and Loss Stub listing. Figures in parentheses represent WAF Officers only and are included in open figures which include both Air Force Nurses/Women's Medical Specialists Officers. Data below included in "Gains and Losses of Military Personnel to Command Strength" table.)

GAIN OR LOSS	TOTAL	JUL (1955)	AUG	SEP	OCT	NOV	DEC	JAN (1956)	FEB	MAR	APR	MAY	JUN
To Accept Public Office or Essential to National Health, Safety or Interest - Total	3	2	1	-	-	-	-	-	-	-	-	-	-
Officer	-	-	-	-	-	-	-	-	-	-	-	-	-
Warrant Officer	-	-	-	-	-	-	-	-	-	-	-	-	-
Enlisted	3	2	1	-	-	-	-	-	-	-	-	-	-
To Accept Commission as Officer in AF (Other than OCS or AVC) - Total	1	-	-	-	-	-	-	-	-	-	-	1	-
Officer	-	-	-	-	-	-	-	-	-	-	-	-	-
Warrant Officer	-	-	-	-	-	-	-	-	-	-	-	-	-
Enlisted	1	-	-	-	-	-	-	-	-	-	-	1	-
To Accept Commission as Officer From OCS - Total	21	-	-	6	-	-	2	-	-	2	-	-	11
Officer	-	-	-	-	-	-	-	-	-	-	-	-	-
Warrant Officer	-	-	-	-	-	-	-	-	-	-	-	-	-
Enlisted	21	-	-	6	-	-	2	-	-	2	-	-	11
Airmen With Less Than Three Months Retainability Assigned to a Unit Scheduled for PCS - Total	3	-	-	-	-	-	-	-	-	-	-	-	3
Officer	-	-	-	-	-	-	-	-	-	-	-	-	-
Warrant Officer	-	-	-	-	-	-	-	-	-	-	-	-	-
Enlisted	3	-	-	-	-	-	-	-	-	-	-	-	3
To Attend School Other Than Medical School - Total	55	6	5	32	2	1	1	4	2	-	-	-	2
Officer	-	-	-	-	-	-	-	-	-	-	-	-	-
Warrant Officer	-	-	-	-	-	-	-	-	-	-	-	-	-
Enlisted	55	6	5	32	2	1	1	4	2	-	-	-	2
Returned From Overseas With Less Than Three Months Retainability - Total	60	4	9	11	6	-	-	8	4	2	5	4	7
Officer	-	-	-	-	-	-	-	-	-	-	-	-	-
Warrant Officer	-	-	-	-	-	-	-	-	-	-	-	-	-
Enlisted	60	4	9	11	6	-	-	8	4	2	5	4	7
Undue Hardship - Total	1	-	-	-	-	-	-	-	-	-	-	1	-
Officer	1	-	-	-	-	-	-	-	-	-	-	1	-
Warrant Officer	-	-	-	-	-	-	-	-	-	-	-	-	-
Enlisted	-	-	-	-	-	-	-	-	-	-	-	-	-
Maximum Age in Grade - Total	1	-	-	-	-	-	-	-	1	-	-	-	-
Officer	1	-	-	-	-	-	-	-	1	-	-	-	-
Warrant Officer	-	-	-	-	-	-	-	-	-	-	-	-	-
Enlisted	-	-	-	-	-	-	-	-	-	-	-	-	-

434177 O - 57 - 21

TABLE 146- GAINS AND LOSSES OF FEMALE MILITARY PERSONNEL TO COMMAND STRENGTH – FY 1956 (CONTINUED)

(Table below is a modification of Table 149, FY 1955 in Gain and Loss Stub listing. Figures in parentheses represent WAF Officers only and are included in open figures which include both Air Force Nurses/Women's Medical Specialists Officers. Data below included in "Gains and Losses of Military Personnel to Command Strength" table.)

GAIN OR LOSS	TOTAL	JUL (1955)	AUG	SEP	OCT	NOV	DEC	JAN (1956)	FEB	MAR	APR	MAY	JUN
Medical Reasons - Total	2	-	1	1	-	-	-	-	-	-	-	-	-
Officer	2	-	1	1	-	-	-	-	-	-	-	-	-
Warrant Officer	-	-	-	-	-	-	-	-	-	-	-	-	-
Enlisted	-	-	-	-	-	-	-	-	-	-	-	-	-
By Direction of USAF For Special Category of Personnel - Total	(2) 42	4	2	5	4	(1) 3	18	(1) 2	-	1	1	2	-
Officer	(2) 15	1	2	3	4	(1) 2	-	(1) 1	-	1	1	-	-
Warrant Officer	-	-	-	-	-	-	-	-	-	-	-	-	-
Enlisted	27	3	-	2	-	1	18	1	-	-	-	2	-
Disloyal or Subversive - Total	4	1	1	-	-	-	1	-	1	-	-	-	-
Officer	-	-	-	-	-	-	-	-	-	-	-	-	-
Warrant Officer	-	-	-	-	-	-	-	-	-	-	-	-	-
Enlisted	4	1	1	-	-	-	1	-	1	-	-	-	-
Homosexual - Total	59	3	7	3	5	1	5	1	2	6	8	13	5
Officer	1	-	-	-	-	-	-	-	-	1	-	-	-
Warrant Officer	-	-	-	-	-	-	-	-	-	-	-	-	-
Enlisted	58	3	7	3	5	1	5	1	2	5	8	13	5
Conviction by Civil Court - Total	1	-	-	-	-	-	-	-	1	-	-	-	-
Officer	-	-	-	-	-	-	-	-	-	-	-	-	-
Warrant Officer	-	-	-	-	-	-	-	-	-	-	-	-	-
Enlisted	1	-	-	-	-	-	-	-	1	-	-	-	-
Dismissal From the Service (Officers and Enlisted) Dishonorable or Bad Conduct Discharge, Sentence by Court Martial (Enlisted) - Total	6	-	-	-	2	-	-	-	-	2	-	1	1
Officer	-	-	-	-	-	-	-	-	-	-	-	-	-
Warrant Officer	-	-	-	-	-	-	-	-	-	-	-	-	-
Enlisted	6	-	-	-	2	-	-	-	-	2	-	1	1
Inaptitude or Unsuitability (Enl) - Total	136	10	19	9	17	12	9	8	7	12	14	10	9
Officer	-	-	-	-	-	-	-	-	-	-	-	-	-
Warrant Officer	-	-	-	-	-	-	-	-	-	-	-	-	-
Enlisted	136	10	19	9	17	12	9	8	7	12	14	10	9
Discharge For Disability - Total	114	4	11	6	9	11	17	6	2	8	13	15	12
Officer	9	-	1	-	1	2	1	-	-	-	1	2	1
Warrant Officer	-	-	-	-	-	-	-	-	-	-	-	-	-
Enlisted	105	4	10	6	8	9	16	6	2	8	12	13	11

TABLE 146 — GAINS AND LOSSES OF FEMALE MILITARY PERSONNEL TO COMMAND STRENGTH — FY 1956 (CONTINUED)

(Table below is a modification of Table 149, FY 1955 in Gain and Loss Stub listing. Figures in parentheses represent WAF Officers only and are included in open figures which include both Air Force Nurses/Women's Medical Specialists Officers. Data below included in "Gains and Losses of Military Personnel to Command Strength" table.)

GAIN OR LOSS	TOTAL	JUL (1955)	AUG	SEP	OCT	NOV	DEC	JAN (1956)	FEB	MAR	APR	MAY	JUN
Marriage - Total	(19) 1,098	(3) 89	(3) 65	(3) 98	(6) 88	(1) 78	105	(1) 77	98	(1) 111	97	109	(1) 83
Officer	(19) 55	(3) 7	(3) 9	(3) 7	(6) 10	(1) 2	-	(1) 2	7	(1) 2	2	2	(1) 5
Warrant Officer	-	-	-	-	-	-	-	-	-	-	-	-	-
Enlisted	1,043	82	56	91	78	76	105	75	91	109	95	107	78
Minor Children - Total	27	4	2	2	2	4	1	3	2	1	3	2	1
Officer	1	-	-	-	-	1	-	-	-	-	-	-	-
Warrant Officer	-	-	-	-	-	-	-	-	-	-	-	-	-
Enlisted	26	4	2	2	2	3	1	3	2	1	3	2	1
Pregnancy - Total	(23) 1,276	(1) 113	(3) 120	(5) 111	(1) 110	(3) 107	(1) 98	(2) 90	(4) 103	107	(2) 126	(1) 93	98
Officer	(23) 149	(1) 14	(3) 13	(5) 17	(1) 9	(3) 12	(1) 14	(2) 13	(4) 10	9	(2) 13	(1) 16	9
Warrant Officer	-	-	-	-	-	-	-	-	-	-	-	-	-
Enlisted	1,127	99	107	94	101	95	84	77	93	98	113	77	89
Fraudulent Enlistment - Total	9	-	1	-	-	1	2	-	1	2	2	-	-
Officer	-	-	-	-	-	-	-	-	-	-	-	-	-
Warrant Officer	-	-	-	-	-	-	-	-	-	-	-	-	-
Enlisted	9	-	1	-	-	1	2	-	1	2	2	-	-
Dependency or Hardship - Total	32	4	5	3	3	2	2	1	2	2	1	2	5
Officer	-	-	-	-	-	-	-	-	-	-	-	-	-
Warrant Officer	-	-	-	-	-	-	-	-	-	-	-	-	-
Enlisted	32	4	5	3	3	2	2	1	2	2	1	2	5
Minority - Total	10	2	1	1	-	1	-	1	1	2	-	1	-
Officer	-	-	-	-	-	-	-	-	-	-	-	-	-
Warrant Officer	-	-	-	-	-	-	-	-	-	-	-	-	-
Enlisted	10	2	1	1	-	1	-	1	1	2	-	1	-
Hardship - Total	(3) 6	-	(2) 2	-	1	1	-	(1) 1	-	-	1	-	-
Officer	(3) 6	-	(2) 2	-	1	1	-	(1) 1	-	-	1	-	-
Warrant Officer	-	-	-	-	-	-	-	-	-	-	-	-	-
Enlisted	-	-	-	-	-	-	-	-	-	-	-	-	-
Unconditional - Total	6	3	-	1	-	-	2	-	-	-	-	-	-
Officer	-	-	-	-	-	-	-	-	-	-	-	-	-
Warrant Officer	-	-	-	-	-	-	-	-	-	-	-	-	-
Enlisted	6	3	-	1	-	-	2	-	-	-	-	-	-
In Lieu of Demotion or Elimination From The Service - Total	1	-	-	-	-	-	-	-	1	-	-	-	-
Officer	1	-	-	-	-	-	-	-	1	-	-	-	-
Warrant Officer	-	-	-	-	-	-	-	-	-	-	-	-	-
Enlisted	-	-	-	-	-	-	-	-	-	-	-	-	-

TABLE 146– GAINS AND LOSSES OF FEMALE MILITARY PERSONNEL TO COMMAND STRENGTH – FY 1956 (CONTINUED)

(Table below is a modification of Table 149, FY 1955 in Gain and Loss Stub listing. Figures in parentheses represent WAF Officers only and are included in open figures which include both Air Force Nurses/Women's Medical Specialists Officers. Data below included in "Gains and Losses of Military Personnel to Command Strength" table.)

GAIN OR LOSS	TOTAL	JUL (1955)	AUG	SEP	OCT	NOV	DEC	JAN (1956)	FEB	MAR	APR	MAY	JUN
For the Good of the Service, in Lieu of Trial by Courts Martial, in Lieu of Demotion or in Lieu of Board Action - Total	3	-	-	-	-	-	1	-	-	-	-	1	1
Officer	3	-	-	-	-	-	1	-	-	-	-	1	1
Warrant Officer	-	-	-	-	-	-	-	-	-	-	-	-	-
Enlisted	-	-	-	-	-	-	-	-	-	-	-	-	-
Unfitness (Character) - Total	34	1	4	1	3	1	3	4	3	1	2	8	3
Officer	-	-	-	-	-	-	-	-	-	-	-	-	-
Warrant Officer	-	-	-	-	-	-	-	-	-	-	-	-	-
Enlisted	34	1	4	1	3	1	3	4	3	1	2	8	3
Physical Unfitness - Total	1	-	-	-	-	-	-	-	-	1	-	-	-
Officer	-	-	-	-	-	-	-	-	-	-	-	-	-
Warrant Officer	-	-	-	-	-	-	-	-	-	-	-	-	-
Enlisted	1	-	-	-	-	-	-	-	-	1	-	-	-
Deaths - Total	(3) 10	-	-	1	1	1	(1) 1	-	-	2	(1) 1	1	(1) 2
Officer	(3) 3	-	-	-	-	-	(1) 1	-	-	-	(1) 1	-	(1) 1
Warrant Officer	-	-	-	-	-	-	-	-	-	-	-	-	-
Enlisted	7	-	-	1	1	1	-	-	-	2	-	1	1
As Absentee or Deserter - Total	7	-	1	2	-	-	1	1	-	-	-	1	1
Officer	-	-	-	-	-	-	-	-	-	-	-	-	-
Warrant Officer	-	-	-	-	-	-	-	-	-	-	-	-	-
Enlisted	7	-	1	2	-	-	1	1	-	-	-	1	1
As Prisoner - Total	1	-	-	-	-	-	-	-	1	-	-	-	-
Officer	1	-	-	-	-	-	-	-	1	-	-	-	-
Warrant Officer	-	-	-	-	-	-	-	-	-	-	-	-	-
Enlisted	-	-	-	-	-	-	-	-	-	-	-	-	-
Involuntary Release of Airmen - Total	2	-	-	-	-	-	-	1	-	-	-	-	1
Officer	-	-	-	-	-	-	-	-	-	-	-	-	-
Warrant Officer	-	-	-	-	-	-	-	-	-	-	-	-	-
Enlisted	2	-	-	-	-	-	-	1	-	-	-	-	1
As Missing or Prisoner of War - Total	1	-	-	-	-	-	-	-	-	1	-	-	-
Officer	-	-	-	-	-	-	-	-	-	-	-	-	-
Warrant Officer	-	-	-	-	-	-	-	-	-	-	-	-	-
Enlisted	1	-	-	-	-	-	-	-	-	1	-	-	-

TABLE 146 — GAINS AND LOSSES OF FEMALE MILITARY PERSONNEL TO COMMAND STRENGTH — FY 1956 (CONTINUED)

(Table below is a modification of Table 149, FY 1955 in Gain and Loss Stub listing. Figures in parentheses represent WAF Officers only and are included in open figures which include both Air Force Nurses/Women's Medical Specialists Officers. Data below included in "Gains and Losses of Military Personnel to Command Strength" table.)

GAIN OR LOSS	TOTAL	JUL (1955)	AUG	SEP	OCT	NOV	DEC	JAN (1956)	FEB	MAR	APR	MAY	JUN
Non-Disability - Total	(4) 5	-	-	-	1	-	-	(1) 1	(1) 1	(1) 1	(1) 1	-	-
Officer	(4) 5	-	-	-	1	-	-	(1) 1	(1) 1	(1) 1	(1) 1	-	-
Warrant Officer	-	-	-	-	-	-	-	-	-	-	-	-	-
Enlisted	-	-	-	-	-	-	-	-	-	-	-	-	-
Disability - Total	22	4	-	2	2	3	2	1	2	2	-	2	2
Officer	6	1	-	1	1	1	-	1	-	-	-	-	1
Warrant Officer	-	-	-	-	-	-	-	-	-	-	-	-	-
Enlisted	16	3	-	1	1	2	2	-	2	2	-	2	1
Correction of Previously Reported Accession - Total	10	-	-	1	-	2	1	2	1	-	1	2	-
Officer	9	-	-	1	-	1	1	2	1	-	1	2	-
Warrant Officer	-	-	-	-	-	-	-	-	-	-	-	-	-
Enlisted	1	-	-	-	-	1	-	-	-	-	-	-	-

Source: Personnel Statistics Division, Directorate of Statistical Services, DCS/Comptroller.

TABLE 147 – GAINS AND LOSSES OF USAF ENLISTED PERSONNEL BY AGE GROUP – FY 1955 – FY 1956

(Table below is a modification of Table 150, FY 1955)

MONTH	TOTAL	AGE GROUP											
		18 And Younger	19	20	21	22	23	24	25	26	27 Through 33	34 Through 40	41 And Older
	GAINS - FISCAL YEAR SUMMARY												
FY 1955 - TOTAL	199,213	98,995	37,011	19,730	7,448	6,749	6,239	5,522	4,060	2,932	7,590	2,434	503
	GAINS - FY 1956												
FY 1956 - TOTAL	161,715	72,113	26,246	13,410	8,608	7,056	6,403	5,967	4,346	3,333	9,404	3,913	916
July (1955)	14,733	6,973	2,784	1,376	651	462	534	516	342	243	617	212	23
August	14,434	6,593	2,498	1,173	653	580	590	659	449	296	674	221	48
September	15,021	7,172	2,714	1,287	746	585	552	497	382	268	567	208	43
October	14,305	6,476	2,456	1,264	784	591	508	483	399	246	674	342	82
November	13,177	6,213	1,857	982	723	567	508	478	338	280	767	361	103
December	7,641	2,732	738	419	512	465	467	410	298	250	801	448	101
January (1956)	17,988	9,077	2,479	1,322	986	729	649	546	402	322	975	414	87
February	14,897	7,483	1,919	1,070	832	636	564	436	359	312	877	317	92
March	11,481	3,375	1,861	1,254	783	668	593	562	476	333	1,073	401	102
April	9,975	3,144	1,518	1,005	694	648	516	518	365	292	859	343	73
May	10,890	4,360	1,839	934	583	556	432	429	284	238	803	337	95
June	17,173	8,515	3,583	1,324	661	569	490	433	252	253	717	309	67
	LOSSES - FISCAL YEAR SUMMARY												
FY 1955 - TOTAL	197,839	5,232	3,383	6,534	14,095	31,311	46,983	40,429	23,343	10,575	11,220	3,325	1,409
	LOSSES - FY 1956												
FY 1956 - TOTAL	191,000	4,771	4,483	5,397	16,643	30,207	39,221	36,726	19,669	10,029	16,906	4,938	2,010
July (1955)	18,436	288	256	300	1,150	2,569	2,968	4,328	3,476	1,582	1,201	227	91
August	14,724	436	284	346	1,506	2,493	2,902	2,552	1,801	878	1,118	266	142
September	16,638	411	306	332	1,577	2,939	3,440	3,219	1,902	923	1,177	270	142
October	16,351	447	298	345	1,497	2,397	3,127	3,510	1,902	745	1,462	460	161
November	16,899	360	268	339	1,470	2,351	3,077	3,404	1,611	1,025	2,307	507	180
December	20,551	449	359	377	1,727	3,132	4,434	3,587	1,856	1,378	2,416	632	204
January (1956)	16,572	415	272	503	1,874	3,375	4,273	2,195	1,094	643	1,333	430	165
February	16,570	534	383	740	1,867	3,184	4,340	2,247	1,027	589	1,172	342	145
March	14,754	321	533	582	845	1,603	2,679	3,498	1,820	701	1,474	485	213
April	12,011	346	537	538	851	1,520	2,270	2,687	1,193	463	1,071	363	172
May	12,377	399	536	508	1,053	1,809	2,448	2,522	909	467	1,000	533	193
June	15,117	365	451	487	1,226	2,835	3,263	2,977	1,078	635	1,175	423	202

Source: Personnel Statistics Division, Directorate of Statistical Services, DCS/Comptroller.

TABLE 148— SUMMARY — GAINS OF USAF OFFICERS TO COMMAND STRENGTH BY GRADE - FY 1954 THROUGH FY 1956

(Table below is a Modification of Table 151, FY 1955)

DEPARTMENTAL STATUS BY DATE	TOTAL	GENERAL	COLONEL	LIEUTENANT COLONEL	MAJOR	CAPTAIN	FIRST LIEUTENANT	SECOND LIEUTENANT	WARRANT OFFICER
				FISCAL YEAR SUMMARIES					
FY 1954 - TOTAL. .	21,229	1	9	53	176	455	1,417	18,987	131
USAF - TOTAL.	20,610	1	6	34	128	351	1,346	18,687	57
SCARWAF - TOTAL . . .	619	-	3	19	48	104	71	300	74
FY 1955 - TOTAL. .	20,681	2	8	53	171	701	1,999	17,200	547
USAF - TOTAL.	19,828	2	2	35	113	571	1,949	16,767	389
SCARWAF - TOTAL . . .	853	-	6	18	58	130	50	433	158
				FY 1956					
FY 1956 - TOTAL. .	21,185	6	11	31	72	322	2,013	18,256	474
USAF - TOTAL.	20,971	6	10	27	60	300	1,994	18,143	431
SCARWAF - TOTAL . . .	214	-	1	4	12	22	19	113	43
July (1955) - Total . .	1,428	2	3	8	16	46	422	896	35
USAF.	1,396	2	2	7	10	39	418	893	25
SCARWAF	32	-	1	1	6	7	4	3	10
August - Total. . . .	4,841	1	2	5	13	35	357	4,416	12
USAF.	4,802	1	2	4	11	34	351	4,398	1
SCARWAF	39	-	-	1	2	1	6	18	11
September - Total . . .	2,163	1	-	4	7	26	261	1,854	10
USAF.	2,123	1	-	3	7	22	260	1,828	2
SCARWAF	40	-	-	1	-	4	1	26	8
October - Total	1,827	-	1	4	3	14	170	1,633	2
USAF.	1,792	-	1	4	3	11	169	1,604	-
SCARWAF	35	-	-	-	-	3	1	29	2
November - Total. . . .	1,840	-	-	2	8	22	130	1,672	6
USAF.	1,810	-	-	1	5	18	125	1,660	1
SCARWAF	30	-	-	1	3	4	5	12	5
December - Total. . . .	1,214	-	1	1	3	12	65	1,034	98
USAF.	1,185	-	1	1	2	9	63	1,014	95
SCARWAF	29	-	-	-	1	3	2	20	3
January (1956) - Total.	1,453	-	-	1	2	13	109	1,275	53
USAF.	1,447	-	-	1	2	13	109	1,273	49
SCARWAF	6	-	-	-	-	-	-	2	4
February - Total. . . .	946	-	3	1	3	18	89	830	2
USAF.	943	-	3	1	3	18	89	827	2
SCARWAF	3	-	-	-	-	-	-	3	-
March - Total	1,360	-	-	2	1	14	61	1,282	-
USAF.	1,360	-	-	2	1	14	61	1,282	-
SCARWAF	-	-	-	-	-	-	-	-	-
April - Total	1,153	-	1	2	1	26	73	1,048	2
USAF.	1,153	-	1	2	1	26	73	1,048	2
SCARWAF	-	-	-	-	-	-	-	-	-
May - Total	1,274	1	-	-	4	16	43	981	229
USAF.	1,274	1	-	-	4	16	43	981	229
SCARWAF	-	-	-	-	-	-	-	-	-
June - Total.	1,686	1	-	1	11	80	233	1,335	25
USAF.	1,686	1	-	1	11	80	233	1,335	25
SCARWAF	-	-	-	-	-	-	-	-	-

Source: Personnel Statistics Division, Directorate of Statistical Service, DCS/Comptroller.

TABLE 149 — GAINS OF ENLISTED PERSONNEL TO COMMAND STRENGTH BY GRADE — FY 1956

DEPARTMENTAL STATUS BY DATE	TOTAL	MASTER SERGEANT	TECHNICAL SERGEANT OR SERGEANT FIRST CLASS	STAFF SERGEANT OR SERGEANT	AIRMAN FIRST CLASS OR CORPORAL	AIRMAN SECOND CLASS OR PRIVATE FIRST CLASS	AIRMAN THIRD CLASS OR PRIVATE 2	BASIC AIRMAN OR PRIVATE 1	AVIATION CADET
FY 1956 - TOTAL. .	167,019	2,323	3,456	9,880	12,686	6,057	14,180	118,424	13
USAF - TOTAL.	161,715	2,270	3,313	9,581	12,313	5,277	10,613	118,335	13
SCARWAF - TOTAL	5,304	53	143	299	373	780	3,567	89	-
July (1955) - Total . .	15,474	92	163	717	895	501	1,356	11,750	-
USAF.	14,733	82	140	674	860	415	835	11,727	-
SCARWAF	741	10	23	43	35	86	521	23	-
August - Total.	15,258	95	166	818	1,102	545	1,702	10,830	-
USAF.	14,434	86	143	769	1,061	482	1,065	10,828	-
SCARWAF	824	9	23	49	41	63	637	2	-
September - Total . . .	15,830	119	188	757	1,109	552	1,478	11,627	-
USAF.	15,021	116	165	711	1,084	446	879	11,620	-
SCARWAF	809	3	23	46	25	106	599	7	-
October - Total	15,316	245	280	838	1,154	659	1,440	10,700	-
USAF.	14,305	228	251	787	1,062	487	804	10,686	-
SCARWAF	1,011	17	29	51	92	172	636	14	-
November - Total. . . .	14,818	295	327	863	1,146	692	2,001	9,493	1
USAF.	13,177	284	293	779	1,007	415	939	9,459	1
SCARWAF	1,641	11	34	84	139	277	1,062	34	-
December - Total. . . .	7,779	304	407	895	1,035	441	685	4,012	-
USAF.	7,641	303	398	883	1,007	407	632	4,011	-
SCARWAF	138	1	9	12	28	34	53	1	-
January (1956) - Total.	18,115	268	354	1,032	1,297	621	1,240	13,303	-
USAF.	17,988	266	352	1,021	1,286	581	1,186	13,296	-
SCARWAF	127	2	2	11	11	40	54	7	-
February - Total. . . .	14,909	201	326	904	1,147	457	1,113	10,760	1
USAF.	14,897	201	326	901	1,145	455	1,109	10,759	1
SCARWAF	12	-	-	3	2	2	4	1	-
March - Total	11,482	202	349	923	1,096	474	915	7,523	-
USAF.	11,481	202	349	923	1,096	474	914	7,523	-
SCARWAF	1	-	-	-	-	-	1	-	-
April - Total	9,975	162	291	756	988	398	805	6,565	10
USAF.	9,975	162	291	756	988	398	805	6,565	10
SCARWAF	-	-	-	-	-	-	-	-	-
May - Total	10,890	165	315	727	863	351	671	7,797	1
USAF.	10,890	165	315	727	863	351	671	7,797	1
SCARWAF	-	-	-	-	-	-	-	-	-
June - Total.	17,173	175	290	650	854	366	774	14,064	-
USAF.	17,173	175	290	650	854	366	774	14,064	-
SCARWAF	-	-	-	-	-	-	-	-	-

Source: Personnel Statistics Division, Directorate of Statistical Services, DCS/Comptroller

TABLE 150 SUMMARY – LOSSES OF OFFICERS TO COMMAND STRENGTH BY GRADE IN WHICH SERVING – FY 1954 THROUGH FY 1956

(Table below is a modification of Table 153 - FY 1955)

DEPARTMENTAL STATUS BY DATE	TOTAL	GENERAL	COLONEL	LIEUTENANT COLONEL	MAJOR	CAPTAIN	FIRST LIEUTENANT	SECOND LIEUTENANT	WARRANT OFFICER
	FISCAL YEAR SUMMARIES								
FY 1954 - TOTAL. .	22,244	46	200	551	1,761	5,737	9,209	4,304	436
USAF - TOTAL.	21,372	46	196	542	1,723	5,577	9,022	3,880	386
SCARWAF - TOTAL	872	-	4	9	38	160	187	424	50
FY 1955 - TOTAL. .	13,026	27	129	264	575	3,028	8,049	714	240
USAF - TOTAL.	12,589	27	123	246	543	2,948	7,892	621	189
SCARWAF - TOTAL	437	-	6	18	32	80	157	93	51
	FY 1956								
FY 1956 - TOTAL. .	16,564	24	181	297	662	2,171	11,722	1,048	459
USAF - TOTAL.	14,994	24	166	237	482	1,838	11,375	736	136
SCARWAF - TOTAL	1,570	-	15	60	180	333	347	312	323
July (1955) - Total . .	926	3	17	24	50	343	436	42	11
USAF.	899	3	17	24	41	337	429	42	6
SCARWAF	27	-	-	-	9	6	7	-	5
August - Total.	1,171	3	20	34	100	268	680	52	14
USAF.	1,145	3	18	33	98	265	672	48	8
SCARWAF	26	-	2	1	2	3	8	4	6
September - Total . . .	1,351	5	21	19	49	164	1,010	58	25
USAF.	1,328	5	21	18	49	160	997	58	20
SCARWAF	23	-	-	1	-	4	13	-	5
October - Total	1,375	1	15	26	33	111	1,050	115	24
USAF.	1,272	1	15	26	30	108	1,036	40	16
SCARWAF	103	-	-	-	3	3	14	75	8
November - Total. . . .	1,166	3	13	18	44	126	885	67	10
USAF.	1,135	3	13	17	39	120	870	64	9
SCARWAF	31	-	-	1	5	6	15	3	1
December - Total. . . .	1,207	1	10	12	32	92	971	74	15
USAF.	1,181	1	9	12	32	89	952	71	15
SCARWAF	26	-	1	-	-	3	19	3	-
January (1956) - Total.	1,137	3	13	20	40	100	906	45	10
USAF.	1,100	3	13	17	35	96	888	45	3
SCARWAF	37	-	-	3	5	4	18	-	7
February - Total. . . .	1,188	2	9	32	48	95	922	60	20
USAF.	1,080	2	8	21	31	76	883	56	3
SCARWAF	108	-	1	11	17	19	39	4	17
March - Total	2,610	-	19	64	167	381	1,420	272	287
USAF.	1,421	-	8	21	28	96	1,206	49	13
SCARWAF	1,189	-	11	43	139	285	214	223	274
April - Total	1,249	2	10	20	28	111	1,006	67	5
USAF.	1,249	2	10	20	28	111	1,006	67	5
SCARWAF	-	-	-	-	-	-	-	-	-
May - Total	1,413	-	18	13	26	125	1,165	50	16
USAF.	1,413	-	18	13	26	125	1,165	50	16
SCARWAF	-	-	-	-	-	-	-	-	-
June - Total.	1,771	1	16	15	45	255	1,271	146	22
USAF.	1,771	1	16	15	45	255	1,271	146	22
SCARWAF	-	-	-	-	-	-	-	-	-

Source: Personnel Statistics Division, Directorate of Statistical Services, DCS/Comptroller.

TABLE 151 — LOSSES OF ELISTED PERSONNEL FROM COMMAND STRENGTH BY GRADE — FY 1956

(Table below is a modification of Table 154, FY 1955)

DEPARTMENTAL STATUS BY DATE	TOTAL	MASTER SERGEANT	TECHNICAL SERGEANT OR SERGEANT FIRST CLASS	STAFF SERGEANT OR SERGEANT	AIRMAN FIRST CLASS OR CORPORAL	AIRMAN SECOND CLASS OR PRIVATE FIRST CLASS	AIRMAN THIRD CLASS OR PRIVATE 2	BASIC AIRMAN OR PRIVATE 1	AVIATION CADET
FY 1956 - TOTAL. .	219,251	4,719	6,371	45,909	87,429	36,920	17,330	17,607	2,966
USAF - TOTAL.	191,000	3,743	4,471	41,517	76,666	29,535	14,811	17,294	2,963
SCARWAF - TOTAL	28,251	976	1,900	4,392	10,763	7,385	2,519	313	3
July (1955) - Total . .	19,195	187	293	4,767	8,281	3,140	1,135	1,172	220
USAF.	18,436	165	259	4,681	7,875	2,998	1,082	1,156	220
SCARWAF	759	22	34	86	406	142	53	16	-
August - Total.	15,542	172	294	3,330	6,083	2,655	1,148	1,413	447
USAF.	14,724	158	255	3,240	5,650	2,499	1,091	1,387	444
SCARWAF	818	14	39	90	433	156	57	26	3
September - Total . . .	17,234	222	300	3,923	7,224	2,831	1,165	1,304	265
USAF.	16,638	214	284	3,862	6,840	2,744	1,128	1,301	265
SCARWAF	596	8	16	61	384	87	37	3	-
October - Total	19,837	390	465	4,138	8,451	3,403	1,512	1,326	152
USAF.	16,351	334	367	3,727	6,656	2,637	1,196	1,282	152
SCARWAF	3,486	56	98	411	1,795	766	316	44	-
November - Total. . . .	17,712	407	471	4,318	7,199	2,778	1,081	1,172	286
USAF.	16,899	394	440	4,248	6,774	2,582	1,012	1,163	286
SCARWAF	813	13	31	70	425	196	69	9	-
December - Total. . . .	21,557	550	638	5,036	9,019	3,208	1,423	1,401	282
USAF.	20,551	534	600	4,924	8,700	2,930	1,193	1,388	282
SCARWAF	1,006	16	38	112	319	278	230	13	-
January (1956) - Total.	17,230	365	377	3,511	7,095	2,631	1,655	1,402	194
USAF.	16,572	340	364	3,442	6,819	2,457	1,575	1,381	194
SCARWAF	658	25	13	69	276	174	80	21	-
February - Total. . . .	18,558	283	405	3,590	8,015	2,809	1,761	1,473	222
USAF.	16,570	261	350	3,252	6,968	2,422	1,646	1,449	222
SCARWAF	1,988	22	55	338	1,047	387	115	24	-
March - Total	32,881	1,089	2,001	6,050	11,296	7,356	2,989	1,882	218
USAF.	14,754	289	425	2,895	5,618	2,157	1,427	1,725	218
SCARWAF	18,127	800	1,576	3,155	5,678	5,199	1,562	157	-
April - Total	12,011	236	341	2,122	4,392	1,854	1,120	1,731	215
USAF.	12,011	236	341	2,122	4,392	1,854	1,120	1,731	215
SCARWAF	-	-	-	-	-	-	-	-	-
May - Total	12,377	501	314	2,129	4,304	1,983	1,191	1,730	225
USAF.	12,377	501	314	2,129	4,304	1,983	1,191	1,730	225
SCARWAF	-	-	-	-	-	-	-	-	-
June - Total.	15,117	317	472	2,995	6,070	2,272	1,150	1,601	240
USAF.	15,117	317	472	2,995	6,070	2,272	1,150	1,601	240
SCARWAF	-	-	-	-	-	-	-	-	-

Source: Personnel Statistics Division, Directorate of Statistical Services, DCS/Comptroller.

TABLE 152 — SUMMARY — LOSSES OF USAF OFFICERS FROM COMMAND STRENGTH BY AERONAUTICAL STATUS BY AGE GROUP — FY 1953 THROUGH FY 1956

(Table below is a modification of Table 155, FY 1953 through FY 1956.)

MONTH OF LOSS AND AERONAUTICAL STATUS	TOTAL	AGE GROUP										
		23 And Younger	24 Thru 26	27 Thru 29	30 Thru 32	33 Thru 35	36 Thru 38	39 Thru 41	42 Thru 44	45 Thru 47	48 Thru 50	51 And Older
	FISCAL YEAR SUMMARIES											
FY 1953 - TOTAL	26,286	1,501	2,918	6,509	6,684	4,518	2,122	770	467	336	176	285
PILOTS - TOTAL	7,479	190	419	2,134	2,553	1,481	518	63	29	25	15	52
OTHER RATED - TOTAL	4,303	51	93	1,474	1,439	899	312	14	3	3	2	13
NON-RATED - TOTAL	14,504	1,260	2,406	2,901	2,692	2,138	1,292	693	435	308	159	220
FY 1954 - TOTAL	21,372	1,611	6,497	3,098	3,404	2,422	1,505	577	452	377	259	1,170
PILOTS - TOTAL	4,685	131	642	850	1,325	991	462	55	30	22	19	160
OTHER RATED - TOTAL	1,740	88	288	322	439	331	201	28	11	3	2	27
NON-RATED - TOTAL	14,947	1,392	5,567	1,926	1,642	1,100	842	494	411	352	238	983
FY 1955 - TOTAL	12,589	840	6,132	1,944	1,463	1,004	476	222	134	102	81	191
PILOTS - TOTAL	2,124	60	802	488	311	263	117	28	6	6	7	36
OTHER RATED - TOTAL	815	28	399	131	102	85	43	14	4	-	1	8
NON-RATED - TOTAL	9,650	752	4,931	1,325	1,050	656	316	180	124	96	73	147
	FISCAL YEAR 1956											
TOTAL	14,994	719	8,753	3,111	697	512	335	233	182	123	110	219
PILOTS	3,028	51	1,617	834	184	157	101	25	10	9	10	30
OTHER RATED	1,553	55	949	385	58	42	24	19	12	2	1	6
NON-RATED	10,413	613	6,187	1,892	455	313	210	189	160	112	99	183
July (1955) - Total	899	21	260	317	91	85	47	21	13	11	8	25
Pilots	129	1	25	27	25	24	13	3	1	1	-	9
Other Rated	67	4	30	26	-	5	2	-	-	-	-	-
Non-Rated	703	16	205	264	66	56	32	18	12	10	8	16
August - Total	1,145	64	488	290	84	50	35	47	47	15	7	18
Pilots	184	3	84	61	15	6	8	5	-	-	-	2
Other Rated	126	1	71	42	5	2	-	1	-	1	-	3
Non-Rated	835	60	333	187	64	42	27	41	47	14	7	13
September - Total	1,328	58	780	253	78	45	34	17	13	18	10	22
Pilots	358	4	210	92	27	11	7	-	1	3	1	2
Other Rated	1188	9	121	36	9	3	7	1	-	-	1	1
Non-Rated	782	45	449	125	42	31	20	16	12	15	8	19
October - Total	1,272	71	814	196	63	46	25	20	9	4	9	15
Pilots	307	3	173	68	23	23	12	1	1	-	2	1
Other Rated	136	1	89	34	7	3	2	-	-	-	-	-
Non-Rated	829	67	552	94	33	20	11	19	8	4	7	14
November - Total	1,135	116	669	152	60	47	28	23	11	8	8	13
Pilots	117	4	60	22	12	10	5	1	-	-	1	2
Other Rated	99	6	65	17	2	1	2	5	1	-	-	-
Non-Rated	919	106	544	113	46	36	21	17	10	8	7	11
December - Total	1,181	81	801	166	32	33	18	10	7	16	9	8
Pilots	345	12	245	55	6	11	7	1	1	4	2	1
Other Rated	124	5	86	23	6	2	1	-	1	-	-	-
Non-Rated	712	64	470	88	20	20	10	9	5	12	7	7
January(1956) - Total	1,100	136	667	129	45	33	15	13	25	5	9	23
Pilots	124	7	55	19	23	10	3	1	1	-	2	3
Other Rated	138	15	81	22	3	4	1	2	8	1	-	1
Non-Rated	838	114	531	88	19	19	11	10	16	4	7	19
February - Total	1,080	68	773	123	32	23	18	7	8	5	9	14
Pilots	276	5	198	46	8	11	4	1	2	-	-	1
Other Rated	111	4	75	21	3	4	3	-	1	-	-	-
Non-Rated	693	59	500	56	21	8	11	6	5	5	9	13
March - Total	1,421	25	831	409	41	34	26	11	10	8	6	20
Pilots	377	4	167	179	11	8	4	2	2	-	-	-
Other Rated	146	2	79	49	6	7	2	1	-	-	-	-
Non-Rated	898	19	585	181	24	19	20	8	8	8	6	20
April - Total	1,249	23	749	297	40	37	28	25	11	12	9	18
Pilots	184	4	64	79	8	11	12	3	1	-	1	1
Other Rated	135	5	71	41	7	3	2	6	-	-	-	-
Non-Rated	930	14	614	177	25	23	14	16	10	12	8	17
May - Total	1,413	26	874	326	61	34	24	18	11	7	12	20
Pilots	286	2	143	96	15	12	11	2	-	-	-	5
Other Rated	147	2	92	42	6	2	1	-	1	-	-	1
Non-Rated	980	22	639	188	40	20	12	16	10	7	12	14
June - Total	1,771	30	1,047	453	70	45	37	21	17	14	14	23
Pilots	341	2	193	90	11	20	15	5	-	1	1	3
Other Rated	136	1	89	32	4	6	1	3	-	-	-	-
Non-Rated	1,294	27	765	331	55	19	21	13	17	13	13	20

Source: Personnel Statistics Division, Directorate of Statistical Services, DCS Comptroller

TABLE 153 — SUMMARY — LOSSES OF USAF OFFICERS ON FLYING STATUS, BY AGE GROUP FY 1955 AND FY 1956

(Table below is a modification of Table 156, FY 1955. Figures are included in "Losses of USAF Officers from Command Strength By Aeronautical Status, By Age Group").

MONTH OF LOSS AND FLYING STATUS	TOTAL	AGE GROUP										
		23 and Younger	24 Thru 26	27 Thru 29	30 Thru 32	33 Thru 35	36 Thru 38	39 Thru 41	42 Thru 44	45 Thru 47	48 Thru 50	51 and Older
	FISCAL YEAR SUMMARY											
FY 1955 - TOTAL . .	2,510	60	1,052	555	354	273	146	32	7	5	3	23
PILOTS - TOTAL.	1,836	37	712	447	266	205	113	22	6	5	3	20
OTHER RATED - TOTAL . .	674	23	340	108	88	68	33	10	1	-	-	3
FY 1956 - TOTAL . .	4,196	85	2,441	1,169	197	145	87	24	15	6	6	21
PILOTS - TOTAL	2,798	44	1,561	807	152	112	73	15	4	4	6	20
OTHER RATED - TOTAL. . .	1,398	41	880	362	45	33	14	9	11	2	-	1
July (1955) - Total. . .	167	5	55	52	17	23	10	1	-	1	-	3
Pilots	101	1	24	27	17	18	9	1	-	1	-	3
Other Rated.	66	4	31	25	-	5	1	-	-	-	-	-
August - Total	293	3	155	97	20	6	6	3	-	1	-	2
Pilots	179	3	87	59	15	5	6	2	-	-	-	1
Other Rated.	114	-	68	38	5	1	-	-	-	1	-	1
September - Total. . . .	508	13	306	134	31	9	9	1	1	2	-	2
Pilots	337	4	199	94	23	7	5	-	1	2	-	2
Other Rated.	171	9	107	40	8	2	4	1	-	-	-	-
October - Total.	401	4	248	99	21	18	8	-	-	-	2	1
Pilots	278	3	166	67	16	16	7	-	-	-	2	1
Other Rated.	123	1	82	32	5	2	1	-	-	-	-	-
November - Total	185	9	114	39	11	4	3	1	1	-	1	2
Pilots	97	3	53	23	10	3	2	-	-	-	1	2
Other Rated.	88	6	61	16	1	1	1	1	1	-	-	-
December - Total	440	16	320	77	10	6	6	1	1	1	1	1
Pilots	326	11	239	56	5	5	6	1	-	1	1	1
Other Rated.	114	5	81	21	5	1	-	-	1	-	-	-
January (1956) - Total .	224	6	140	34	18	8	4	-	9	1	1	3
Pilots	106	2	61	15	15	5	3	-	1	-	1	3
Other Rated.	118	4	79	19	3	3	1	-	8	1	-	-
February - Total	367	9	258	70	10	12	6	1	1	-	-	-
Pilots	261	5	187	47	8	8	4	1	1	-	-	-
Other Rated.	106	4	71	23	2	4	2	-	-	-	-	-
March - Total.	501	6	241	219	15	12	5	3	-	-	-	-
Pilots	366	4	166	174	10	7	3	2	-	-	-	-
Other Rated.	135	2	75	45	5	5	2	1	-	-	-	-
April - Total.	301	8	132	113	16	12	11	6	1	-	1	1
Pilots	172	4	61	75	9	9	10	1	1	-	1	1
Other Rated.	129	4	71	38	7	3	1	5	-	-	-	-
May - Total.	379	3	211	122	17	13	8	1	1	-	-	3
Pilots	265	2	137	88	14	12	8	1	-	-	-	3
Other Rated.	114	1	74	34	3	1	-	-	1	-	-	-
June - Total	430	3	261	113	11	22	11	6	-	-	-	3
Pilots	310	2	181	82	10	17	10	5	-	-	-	3
Other Rated.	120	1	80	31	1	5	1	1	-	-	-	-

Source: Personnel Statistics Division, Directorate of Statistical Services, DCS/Comptroller.

TABLE 154 — SUMMARY — ACCESSION STATUS CHANGES OF MILITARY PERSONNEL — FY 1953 THROUGH FY 1956

(Table below is amodification of Table 157, FY 1955. An Accession Status Change is the loss and immediate gain of the same individual and does not effect the strength of the Air Force. Table includes SCARWAF thru March 1956)

TYPE OF CHANGE	TOTAL	JUL	AUG	SEP	OCT	NOV	DEC	JAN	FEB	MAR	APR	MAY	JUN
	FISCAL YEAR SUMMARIES												
FY 1953 - STATUS CHANGES - TOTAL	39,786	5,366	6,244	6,713	5,111	3,537	3,393	2,316	1,911	1,604	1,131	1,017	1,443
OFFICER	9,669	278	1,192	1,777	1,593	1,036	918	604	446	384	383	365	693
WARRANT OFFICER	8	-	2	2	-	1	-	-	1	-	-	-	2
ENLISTED	30,109	5,088	5,050	4,934	3,518	2,500	2,475	1,712	1,464	1,220	748	652	748
FY 1954 - STATUS CHANGES - TOTAL	15,157	1,187	1,033	710	950	895	930	1,472	1,342	1,156	1,183	1,225	3,074
OFFICER	1,746	585	513	258	80	43	23	22	69	61	47	23	22
WARRANT OFFICER	3	2	-	-	1	-	-	-	-	-	-	-	-
ENLISTED	13,408	600	520	452	869	852	907	1,450	1,273	1,095	1,136	1,202	3,052
FY 1955 - STATUS CHANGES - TOTAL	75,542	8,908	8,823	7,832	6,735	5,451	6,729	6,863	4,730	4,728	4,377	4,532	5,834
OFFICER	794	54	118	64	50	16	5	22	47	68	163	114	73
WARRANT OFFICER	7	-	-	-	-	7	-	-	-	-	-	-	-
ENLISTED	74,741	8,854	8,705	7,768	6,685	5,428	6,724	6,841	4,683	4,660	4,214	4,418	5,761
	FISCAL YEAR 1956												
ACCESSION STATUS CHANGES - TOTAL	95,912	9,715	10,051	9,048	9,622	8,642	9,243	7,162	7,065	6,868	6,446	6,083	5,967
OFFICER - TOTAL	988	10	12	31	114	33	35	15	9	95	485	92	57
WARRANT OFFICER - TOTAL	749	-	-	76	600	45	14	5	6	1	-	-	2
ENLISTED - TOTAL	94,175	9,705	10,039	8,941	8,908	8,564	9,194	7,142	7,050	6,772	5,961	5,991	5,908
IMMEDIATE REENLISTMENTS - TOTAL	91,125	9,627	9,924	8,817	8,698	8,292	8,938	6,737	6,645	6,444	5,718	5,636	5,649
OFFICER - TOTAL	-	-	-	-	-	-	-	-	-	-	-	-	-
WARRANT OFFICER - TOTAL	-	-	-	-	-	-	-	-	-	-	-	-	-
ENLISTED - TOTAL	91,125	9,627	9,924	8,817	8,698	8,292	8,938	6,737	6,645	6,444	5,718	5,636	5,649
Upon Expiration Of Term of Service (Regular and SCARWAF Personnel) - Total	39,400	4,395	3,973	3,493	3,837	3,727	3,774	3,430	3,210	2,791	2,367	1,971	2,432
Officer	-	-	-	-	-	-	-	-	-	-	-	-	-
Warrant Officer	-	-	-	-	-	-	-	-	-	-	-	-	-
Enlisted	39,400	4,395	3,973	3,493	3,837	3,727	3,774	3,430	3,210	2,791	2,367	1,971	2,432
Prior to Expiration of Term of Service (Regular and SCARWAF Personnel) - Total	37,722	3,672	4,585	3,975	3,467	3,166	3,716	2,335	2,507	2,684	2,505	2,797	2,313
Officer	-	-	-	-	-	-	-	-	-	-	-	-	-
Warrant Officer	-	-	-	-	-	-	-	-	-	-	-	-	-
Enlisted	37,722	3,672	4,585	3,975	3,467	3,166	3,716	2,335	2,507	2,684	2,505	2,797	2,313

TABLE 154 — SUMMARY — ACCESSION STATUS CHANGES OF MILITARY PERSONNEL — FY 1953 THROUGH FY 1956 (CONTINUED)

(Table below is a modification of Table 157, FY 1955. An Accession Status Change is the loss and immediate gain of the same individual and does not effect the strength of the Air Force. Table includes SCARWAF thru March 1956)

TYPE OF CHANGE	TOTAL	JUL	AUG	SEP	OCT	NOV	DEC	JAN	FEB	MAR	APR	MAY	JUN
Upon Expiration of Term of Service (Non-Regular Personnel)- Total	36	3	5	5	1	3	3	13	1	-	1	-	1
Officer	-	-	-	-	-	-	-	-	-	-	-	-	-
Warrant Officer	-	-	-	-	-	-	-	-	-	-	-	-	-
Enlisted	36	3	5	5	1	3	3	13	1	-	1	-	1
Prior to Expiration of Term of Service (Non-Regular Personnel) - Total	13	1	1	1	1	-	1	1	-	3	2	1	1
Officer	-	-	-	-	-	-	-	-	-	-	-	-	-
Warrant Officer	-	-	-	-	-	-	-	-	-	-	-	-	-
Enlisted	13	1	1	1	1	-	1	1	-	3	2	1	1
Resignee Immediately Reenlisted in Regular Air Force (Regular and SCARWAF Personnel) - Total	7,029	749	639	612	657	716	873	502	522	530	434	416	379
Officer	-	-	-	-	-	-	-	-	-	-	-	-	-
Warrant Officer	-	-	-	-	-	-	-	-	-	-	-	-	-
Enlisted	7,029	749	639	612	657	716	873	502	522	530	434	416	379
Regular Airmen Immediately Reenlisted in Regular Air Force Upon Expiration Term of Service for Another Base or Technical School - Total	6,925	807	721	731	735	680	571	456	405	436	409	451	523
Officer	-	-	-	-	-	-	-	-	-	-	-	-	-
Warrant Officer	-	-	-	-	-	-	-	-	-	-	-	-	-
Enlisted	6,925	807	721	731	735	680	571	456	405	436	409	451	523
NON-REGULAR OFFICERS ON EXTENDED ACTIVE DUTY INTEGRATED INTO REGULAR AIR FORCE - TOTAL	1,637	8	8	105	702	64	38	13	11	91	460	88	49
OFFICER - TOTAL	890	8	8	31	102	19	24	8	5	90	460	88	47
WARRANT OFFICER - TOTAL	747	-	-	74	600	45	14	5	6	1	-	-	2
ENLISTED - TOTAL	-	-	-	-	-	-	-	-	-	-	-	-	-
IMMEDIATE RECALL - TOTAL	9	3	1	-	2	-	-	1	1	-	1	-	-
OFFICER - TOTAL	1	-	-	-	-	-	-	-	-	-	1	-	-
WARRANT OFFICER - TOTAL	-	-	-	-	-	-	-	-	-	-	-	-	-
ENLISTED - TOTAL	8	3	1	-	2	-	-	1	1	-	-	-	-
Retired and Transferred to Air Force Reserve and Immediately Recalled to Active Duty - Total	2	-	-	-	-	-	-	1	-	-	1	-	-
Officer	1	-	-	-	-	-	-	-	-	-	1	-	-
Warrant Officer	-	-	-	-	-	-	-	-	-	-	-	-	-
Enlisted	1	-	-	-	-	-	-	1	-	-	-	-	-
AF Reserve and Air National Guard Separated and Volunteer for 24-Months Active Military Service - Total	7	3	1	-	2	-	-	-	1	-	-	-	-
Officer	-	-	-	-	-	-	-	-	-	-	-	-	-
Warrant Officer	-	-	-	-	-	-	-	-	-	-	-	-	-
Enlisted	7	3	1	-	2	-	-	-	1	-	-	-	-

TABLE 154 — SUMMARY — ACCESSION STATUS CHANGES OF MILITARY PERSONNEL — FY 1953 THROUGH FY 1956 (CONTINUED)

(Table below is a modification of table 157, FY 1955. An Acession Status Change is the loss and immediate gain of the same individual and does not effect the strength of the Air Force. Table includes SCARWAF Thru March 1956)

TYPE OF CHANGE	TOTAL	JUL	AUG	SEP	OCT	NOV	DEC	JAN	FEB	MAR	APR	MAY	JUN
TERM OF ENLISTMENT EXTENDED - TOTAL	3,011	72	109	123	203	270	255	397	404	327	242	351	258
OFFICER - TOTAL	-	-	-	-	-	-	-	-	-	-	-	-	-
WARRANT OFFICER - TOTAL	-	-	-	-	-	-	-	-	-	-	-	-	-
ENLISTED - TOTAL	3,011	72	109	123	203	270	255	397	404	327	242	351	258
AIR NATIONAL GUARD OFFICER ON EXTENDED ACTIVE DUTY APPOINTED IN AIR FORCE RESERVE - TOTAL	97	2	4	2	12	14	11	7	4	5	22	4	10
OFFICER - TOTAL	97	2	4	2	12	14	11	7	4	5	22	4	10
WARRANT OFFICER - TOTAL	-	-	-	-	-	-	-	-	-	-	-	-	-
ENLISTED - TOTAL	-	-	-	-	-	-	-	-	-	-	-	-	-
CORRECTION ON PREVIOUSLY REPORTED ACCESSION STATUS CHANGE - TOTAL	33	3	5	1	5	2	1	7	-	1	3	4	1
OFFICER - TOTAL	2	-	-	-	-	-	-	-	-	-	2	-	-
WARRANT OFFICER - TOTAL	-	-	-	-	-	-	-	-	-	-	-	-	-
ENLISTED - TOTAL	31	3	5	1	5	2	1	7	-	1	1	4	1

Source: Personnel Statistics Division, Directorate of Statistical Services, DCS/Comptroller.

TABLE 155 — ACCESSION STATUS CHANGES OF FEMALE MILITARY PERSONNEL— FY 1956

(An Accession Status Change is the loss and immediate gain of the same individual and does not affect the strength of the Air Force. Figures in parentheses represent WAF Officers only and are included in open figures which includes both Air Force Nurses/Women's Medical Specialists and WAF Officers. Data in table below included in "Accession Status Changes of Military Personnel Table. Table below is a Modification of Table 158 - FY 1955)

TYPE OF CHANGE	TOTAL	JUL (1955)	AUG	SEP	OCT	NOV	DEC	JAN (1956)	FEB	MAR	APR	MAY	JUN
ACCESSION STATUS CHANGES - TOTAL	(4) 511	69	72	(1) 82	70	32	36	18	15	(1) 30	(1) 34	24	(1) 29
OFFICER - TOTAL	(4) 15	-	3	(1) 1	2	-	-	-	-	(1) 3	(1) 1	1	(1) 4
WARRANT OFFICER - TOTAL	-	-	-	-	-	-	-	-	-	-	-	-	-
ENLISTED - TOTAL	496	69	69	81	68	32	36	18	15	27	33	23	25
IMMEDIATE REENLISTMENTS - TOTAL	458	65	66	79	65	31	29	16	13	21	30	19	24
OFFICER - TOTAL	-	-	-	-	-	-	-	-	-	-	-	-	-
WARRANT OFFICER - TOTAL	-	-	-	-	-	-	-	-	-	-	-	-	-
ENLISTED - TOTAL	458	65	66	79	65	31	29	16	13	21	30	19	24
Upon Expiration of Term of Service (Reg and SCARWAF Pers) - Total	284	55	43	54	42	20	16	9	4	9	12	7	13
Officer	-	-	-	-	-	-	-	-	-	-	-	-	-
Warrant Officer	-	-	-	-	-	-	-	-	-	-	-	-	-
Enlisted	284	55	43	54	42	20	16	9	4	9	12	7	13
Prior to Expiration of Term of Service (Reg and SCARWAF Pers) - Total	105	4	15	10	12	8	7	3	5	9	14	9	9
Officer	-	-	-	-	-	-	-	-	-	-	-	-	-
Warrant Officer	-	-	-	-	-	-	-	-	-	-	-	-	-
Enlisted	105	4	15	10	12	8	7	3	5	9	14	9	9
Resignee Immediately Reenlisted in Reg AF (Reg and SCARWAF Pers) - Total	47	4	3	7	9	3	4	4	2	3	3	3	2
Officer	-	-	-	-	-	-	-	-	-	-	-	-	-
Warrant Officer	-	-	-	-	-	-	-	-	-	-	-	-	-
Enlisted	47	4	3	7	9	3	4	4	2	3	3	3	2

TABLE 155– ACCESSION STATUS CHANGES OF FEMALE MILITARY PERSONNEL – FY 1956 (CONTINUED)

(An Accession Status Change is the loss and immediate gain of the same individual and does not affect the strength of the Air Force. Figures in parentheses represent WAF Officers only and are included in open figures which includes both Air Force Nurses/Women's Medical Specialists and WAF Officers. Data in table below included in "Accession Status Changes of Military Personnel Table. Table below is a Modification of Table 158 - FY 1955.)

TYPE OF CHANGE	TOTAL	JUL (1955)	AUG	SEP	OCT	NOV	DEC	JAN (1956)	FEB	MAR	APR	MAY	JUN
Regular Airmen Immediately Reenlisted in Regular Air Force Upon Expiration Term of Service for Another Base or Technical School Total	22	2	5	8	2	-	2	-	2	-	1	-	-
Officer	-	-	-	-	-	-	-	-	-	-	-	-	-
Warrant Officer	-	-	-	-	-	-	-	-	-	-	-	-	-
Enlisted	22	2	5	8	2	-	2	-	2	-	1	-	-
Non-Regular Officers on Extended Active Duty Into Regular Air Force - Total	(4) 15	-	3	(1) 1	2	-	-	-	-	(1) 3	(1) 1	1	(1) 4
Officer	(4) 15	-	3	(1) 1	2	-	-	-	-	(1) 3	(1) 1	1	(1) 4
Warrant Officer	-	-	-	-	-	-	-	-	-	-	-	-	-
Enlisted	-	-	-	-	-	-	-	-	-	-	-	-	-
Term of Enlistment Extended - Total	38	4	3	2	3	1	7	2	2	6	3	4	1
Officer	-	-	-	-	-	-	-	-	-	-	-	-	-
Warrant Officer	-	-	-	-	-	-	-	-	-	-	-	-	-
Enlisted	38	4	3	2	3	1	7	2	2	6	3	4	1

Source: Personnel Statistics Division, Directorate of Statistical Services, DCS/Comptroller.

TABLE 156 — ENLISTMENTS AND REENLISTMENTS BY GRADE — FY 1956

(Prior service enlistments includes 29 Master Sergeants, 2 Technical Sergeants, 5 Staff Sergeants, 52 Airman First Class and 2 Airman Third Class who were former Commissioned and Warrant Officers. Excludes reenlistments in the Army for SCARWAF duty.)

TYPE OF ENLISTMENT OR REENLISTMENT BY DATE	TOTAL	MASTER SERGEANT	TECHNICAL SERGEANT	STAFF SERGEANT	AIRMAN FIRST CLASS	AIRMAN SECOND CLASS	AIRMAN THIRD CLASS	BASIC AIRMAN
FY 1956 - TOTAL	247,429	13,733	18,333	35,518	35,433	17,366	10,037	117,009
NO PRIOR SERVICE ENLISTMENT - TOTAL	116,566	-	-	-	1	5	1,370	115,190
ENLISTMENT FOR OCS OR AVN CADET - TOTAL	1,898	-	1	1	16	35	252	1,593
PRIOR SERVICE ENLISTMENT - TOTAL	17,117	86	391	1,751	4,006	2,906	7,804	173
REENLISTMENT WITHIN 90 DAYS - TOTAL	21,523	2,018	2,698	6,897	7,831	1,976	97	6
IMMEDIATE REENLISTMENT - TOTAL	90,325	11,629	15,243	26,869	23,579	12,444	514	47
July (1955) - Total	23,951	914	1,649	4,084	3,420	1,416	825	11,643
No Prior Service Enlistment	11,535	-	-	-	-	2	95	11,438
Enlistment for OCS or Avn Cadet	203	-	-	-	2	8	15	178
Prior Service Enlistment	1,422	13	31	156	311	245	641	25
Reenlistment Within 90 Days	1,229	52	89	438	510	131	9	-
Immediate Reenlistment	9,562	849	1,529	3,490	2,597	1,030	65	2
August - Total	23,930	984	1,681	4,162	3,591	1,708	1,057	10,747
No Prior Service Enlistment	10,701	-	-	-	-	-	99	10,602
Enlistment for OCS or Avn Cadet	138	-	-	-	3	5	10	120
Prior Service Enlistment	1,772	7	26	164	421	297	846	11
Reenlistment Within 90 Days	1,457	66	97	535	600	145	14	-
Immediate Reenlistment	9,862	911	1,558	3,463	2,567	1,261	88	14
September - Total	23,430	1,135	1,541	3,380	3,367	1,593	869	11,545
No Prior Service Enlistment	11,509	-	-	-	-	1	128	11,380
Enlistment for OCS or Avn Cadet	156	-	1	-	-	-	14	141
Prior Service Enlistment	1,466	14	25	155	366	241	648	17
Reenlistment Within 90 Days	1,545	85	112	481	679	184	4	-
Immediate Reenlistment	8,754	1,036	1,403	2,744	2,322	1,167	75	7
October - Total	22,589	1,560	1,733	3,333	3,122	1,464	766	10,611
No Prior Service Enlistment	10,573	-	-	-	1	-	122	10,450
Enlistment for OCS or Avn Cadet	151	-	-	-	3	3	11	134
Prior Service Enlistment	1,324	6	21	124	335	254	568	16
Reenlistment Within 90 Days	1,921	201	213	595	697	202	10	3
Immediate Reenlistment	8,620	1,353	1,499	2,614	2,086	1,005	55	8
November - Total	20,978	1,607	1,757	3,120	2,891	1,388	870	9,345
No Prior Service Enlistment	9,333	-	-	-	-	1	134	9,198
Enlistment for OCS or Avn Cadet	142	-	-	-	-	-	16	126
Prior Service Enlistment	1,292	8	16	92	311	188	664	13
Reenlistment Within 90 Days	2,015	263	261	606	668	202	14	1
Immediate Reenlistment	8,196	1,336	1,480	2,422	1,912	997	42	7
December - Total	16,097	1,706	1,969	3,199	3,256	1,473	578	3,916
No Prior Service Enlistment	3,888	-	-	-	-	1	43	3,844
Enlistment for OCS or Avn Cadet	69	-	-	-	-	-	5	64
Prior Service Enlistment	1,062	6	26	99	270	170	485	6
Reenlistment Within 90 Days	2,270	290	354	692	714	212	8	-
Immediate Reenlistment	8,808	1,410	1,589	2,408	2,272	1,090	37	2

TABLE 156 — ENLISTMENTS AND REENLISTMENTS BY GRADE — FY 1956 (CONTINUED)

(Prior service enlistments includes 29 Master Sergeants, 2 Technical Sergeants, 5 Staff Sergeants, 52 Airman First Class and 2 Airman Third Class who were former Commissioned and Warrant Officers. Excludes reenlistments in the Army for SCARWAF duty.)

TYPE OF ENLISTMENT OR REENLISTMENT BY DATE	TOTAL	MASTER SERGEANT	TECHNICAL SERGEANT	STAFF SERGEANT	AIRMAN FIRST CLASS	AIRMAN SECOND CLASS	AIRMAN THIRD CLASS	BASIC AIRMAN
January (1956) - Total	24,126	1,212	1,517	2,893	2,892	1,346	1,093	13,173
No Prior Service Enlistment	13,184	-	-	-	-	-	181	13,003
Enlistment for OCS or Avn Cadet	184	-	-	-	-	4	30	150
Prior Service Enlistment	1,723	5	35	153	356	319	838	17
Reenlistment Within 90 Days	2,426	239	300	783	878	215	10	1
Immediate Reenlistment	6,609	968	1,182	1,957	1,658	808	34	2
February - Total	21,059	1,098	1,437	2,685	2,762	1,403	1,025	10,649
No Prior Service Enlistment	10,743	-	-	-	-	-	165	10,578
Enlistment for OCS or Avn Cadet	74	-	-	-	-	-	19	55
Prior Service Enlistment	1,594	4	37	151	323	253	812	14
Reenlistment Within 90 Days	2,109	186	274	684	788	171	6	-
Immediate Reenlistment	6,539	908	1,126	1,850	1,651	979	23	2
March - Total	17,417	977	1,447	2,548	2,742	1,472	846	7,385
No Prior Service Enlistment	7,341	-	-	-	-	-	94	7,247
Enlistment for OCS or Avn Cadet	143	-	-	1	1	2	16	123
Prior Service Enlistment	1,555	4	43	152	342	295	706	13
Reenlistment Within 90 Days	2,006	183	288	682	702	146	5	-
Immediate Reenlistment	6,372	790	1,116	1,713	1,697	1,029	25	2
April - Total	15,299	862	1,226	2,128	2,529	1,381	767	6,406
No Prior Service Enlistment	6,334	-	-	-	-	-	77	6,257
Enlistment for OCS or Avn Cadet	230	-	-	-	3	6	83	138
Prior Service Enlistment	1,376	8	32	187	357	214	568	10
Reenlistment Within 90 Days	1,641	147	237	497	597	153	9	1
Immediate Reenlistment	5,718	707	957	1,444	1,572	1,008	30	-
May - Total	16,102	781	1,176	2,000	2,444	1,443	603	7,655
No Prior Service Enlistment	7,624	-	-	-	-	-	84	7,540
Enlistment for OCS or Avn Cadet	112	-	-	-	-	2	10	100
Prior Service Enlistment	1,252	6	52	162	321	215	482	14
Reenlistment Within 90 Days	1,478	145	247	487	494	103	2	-
Immediate Reenlistment	5,636	630	877	1,351	1,629	1,123	25	1
June - Total	22,451	897	1,200	1,986	2,417	1,279	738	13,934
No Prior Service Enlistment	13,801	-	-	-	-	-	148	13,653
Enlistment for OCS or Avn Cadet	296	-	-	-	4	5	23	264
Prior Service Enlistment	1,279	5	47	156	293	215	546	17
Reenlistment Within 90 Days	1,426	161	226	417	504	112	6	-
Immediate Reenlistment	5,649	731	927	1,413	1,616	947	15	-

Source: Personnel Statistics Division, Directorate of Statistical Services, DCS/Comptroller.

TABLE 157 – SUMMARY – WAF ENLISTMENTS AND REENLISTMENTS BY GRADE – FY 1949 THROUGH FY 1956

(Table below is a modification of Table 160, FY 1955. It excludes reenlistment in the Army for SCARWAF duty. The data in the table are included in "Enlistments and Reenlistments by Grade" table.)

TYPE OF ENLISTMENT AND REENLISTMENT AND DATE	TOTAL	MASTER SERGEANT	TECHNICAL SERGEANT	STAFF SERGEANT	AIRMAN FIRST CLASS	AIRMAN SECOND CLASS	AIRMAN THIRD CLASS	AIRMAN BASIC
	FISCAL YEAR SUMMARIES							
FY 1949 - TOTAL	2,140	26	50	291	416	168	70	1,119
FY 1950 - TOTAL	2,217	13	20	125	11	12	37	1,999
FY 1951 - TOTAL	4,622	6	20	152	23	22	86	4,313
FY 1952 - TOTAL	6,361	20	58	152	86	42	60	5,943
FY 1953 - TOTAL	5,141	26	59	120	45	35	35	4,821
FY 1954 - TOTAL	2,864	6	14	96	29	16	25	2,678
FY 1955 - TOTAL	4,152	57	114	259	313	147	49	3,213
	FY 1956							
FY 1956 - TOTAL	4,017	40	66	146	343	167	50	3,205
NO PRIOR SERVICE ENLISTMENT - TOTAL	3,219	-	-	-	-	-	18	3,201
ENL FOR OCS OR AVN CADET - TOTAL	4	-	-	-	1	-	-	3
PRIOR SERVICE ENLISTMENT - TOTAL	100	-	1	9	35	29	26	-
REENLISTMENT WITHIN 90 DAYS - TOTAL	236	2	7	45	131	49	1	1
IMMEDIATE REENLISTMENT - TOTAL	458	38	58	92	176	89	5	-
July (1955) - Total	408	4	6	26	40	16	4	312
No Prior Service Enlistment	315	-	-	-	-	-	3	312
Enlistment for OCS or Avn Cadet	-	-	-	-	-	-	-	-
Prior Service Enlistment	6	-	-	3	2	-	1	-
Reenlistment Within 90 Days	22	-	-	7	12	3	-	-
Immediate Reenlistment	65	4	6	16	26	13	-	-
August - Total	403	1	12	23	39	17	4	307
No Prior Service Enlistment	311	-	-	-	-	-	4	307
Enlistment for OCS or Avn Cadet	-	-	-	-	-	-	-	-
Prior Service Enlistment	6	-	-	-	3	3	-	-
Reenlistment Within 90 Days	20	-	-	3	14	3	-	-
Immediate Reenlistment	66	1	12	20	22	11	-	-
September - Total	441	11	9	17	56	24	4	320
No Prior Service Enlistment	323	-	-	-	-	-	3	320
Enlistment for OCS or Avn Cadet	-	-	-	-	-	-	-	-
Prior Service Enlistment	10	-	-	2	5	2	1	-
Reenlistment Within 90 Days	29	-	2	5	17	5	-	-
Immediate Reenlistment	79	11	7	10	34	17	-	-
October - Total	451	6	9	23	57	16	11	329
No Prior Service Enlistment	334	-	-	-	-	-	5	329
Enlistment for OCS or Avn Cadet	1	-	-	-	1	-	-	-
Prior Service Enlistment	12	-	-	-	4	2	6	-
Reenlistment Within 90 Days	39	1	1	7	25	5	-	-
Immediate Reenlistment	65	5	8	16	27	9	-	-
November - Total	330	3	2	12	38	24	6	245
No Prior Service Enlistment	245	-	-	-	-	-	-	245
Enlistment for OCS or Avn Cadet	-	-	-	-	-	-	-	-
Prior Service Enlistment	18	-	-	-	5	8	5	-
Reenlistment Within 90 Days	36	-	-	6	20	9	1	-
Immediate Reenlistment	31	3	2	6	13	7	-	-

TABLE 157 — SUMMARY — WAF ENLISTMENTS AND REENLISTMENTS BY GRADE — FY 1949 THROUGH FY 1956 (CONTINUED)

(Table below is a modification of Table 160, FY 1955. It excludes reenlistment in the Army for SCARWAF duty. The data in the table are included in "Enlistments and Reenlistments by Grade" table.)

TYPE OF ENLISTMENT AND REENLISTMENT AND DATE	TOTAL	MASTER SERGEANT	TECHNICAL SERGEANT	STAFF SERGEANT	AIRMAN FIRST CLASS	AIRMAN SECOND CLASS	AIRMAN THIRD CLASS	AIRMAN BASIC
	FY 1956 (Continued)							
December - Total	218	3	7	11	22	8	-	167
No Prior Service Enlistment	167	-	-	-	-	-	-	167
Enlistment for OCS or Avn Cadet	-	-	-	-	-	-	-	-
Prior Service Enlistment	5	-	-	2	3	-	-	-
Reenlistment Within 90 Days	17	-	1	3	8	5	-	-
Immediate Reenlistment	29	3	6	6	11	3	-	-
January (1956) - Total	340	3	2	6	17	13	1	298
No Prior Service Enlistment	295	-	-	-	-	-	-	295
Enlistment for OCS or Avn Cadet	3	-	-	-	-	-	-	3
Prior Service Enlistment	8	-	-	1	2	4	1	-
Reenlistment Within 90 Days	18	-	-	3	9	6	-	-
Immediate Reenlistment	16	3	2	2	6	3	-	-
February - Total	302	3	2	6	19	9	5	258
No Prior Service Enlistment	259	-	-	-	-	-	1	258
Enlistment for OCS or Avn Cadet	-	-	-	-	-	-	-	-
Prior Service Enlistment	10	-	-	-	5	1	4	-
Reenlistment Within 90 Days	20	-	-	3	12	5	-	-
Immediate Reenlistment	13	3	2	3	2	3	-	-
March - Total	293	3	3	6	13	10	2	256
No Prior Service Enlistment	257	-	-	-	-	-	1	256
Enlistment for OCS or Avn Cadet	-	-	-	-	-	-	-	-
Prior Service Enlistment	7	-	-	1	2	3	1	-
Reenlistment Within 90 Days	8	1	-	2	2	3	-	-
Immediate Reenlistment	21	2	3	3	9	4	-	-
April - Total	245	1	5	5	16	13	5	200
No Prior Service Enlistment	199	-	-	-	-	-	-	199
Enlistment for OCS or Avn Cadet	-	-	-	-	-	-	-	-
Prior Service Enlistment	8	-	-	-	-	3	5	-
Reenlistment Within 90 Days	8	-	-	3	2	2	-	1
Immediate Reenlistment	30	1	5	2	14	8	-	-
May - Total	215	2	5	6	12	6	1	183
No Prior Service Enlistment	184	-	-	-	-	-	1	183
Enlistment for OCS or Avn Cadet	-	-	-	-	-	-	-	-
Prior Service Enlistment	3	-	1	-	1	1	-	-
Reenlistment Within 90 Days	9	-	1	2	5	1	-	-
Immediate Reenlistment	19	2	3	4	6	4	-	-
June - Total	371	-	4	5	14	11	7	330
No Prior Service Enlistment	330	-	-	-	-	-	-	330
Enlistment for OCS or Avn Cadet	-	-	-	-	-	-	-	-
Prior Service Enlistment	7	-	-	-	3	2	2	-
Reenlistment Within 90 Days	10	-	2	1	5	2	-	-
Immediate Reenlistment	24	-	2	4	6	7	5	-

Source: Personnel Statistics Division, Directorate of Statistical Services, DCS/Comptroller.

TABLE 158 – ENLISTMENTS AND REENLISTMENTS BY TERM OF ENLISTMENT – FY 1956

(Prior service enlistments includes 78 four (4) year enlistment and 12 six (6) year enlistment who were former Commissioned and Warrant Officers. Excludes reenlistments in the Army for SCARWAF duty.)

TYPE OF ENLISTMENT OR REENLISTMENT BY DATE	TOTAL	TERM OF ENLISTMENT OR REENLISTMENT			
		2 Years	3 Years	4 Years	6 Years
FY 1956 - TOTAL	247,429	1,968	3,545	147,011	94,905
NO PRIOR SERVICE ENLISTMENT - TOTAL	116,566	81	3,213	113,266	6
ENLISTMENT FOR OCS OR AVN CADET - TOTAL	1,898	1,887	4	6	1
PRIOR SERVICE ENLISTMENT - TOTAL	17,117	-	82	16,243	792
REENLISTMENT WITHIN 90 DAYS - TOTAL	21,523	-	113	6,172	15,238
IMMEDIATE REENLISTMENT - TOTAL	90,325	-	133	11,324	78,868
July (1955) - Total	23,951	208	344	13,771	9,628
No Prior Service Enlistment	11,535	5	313	11,217	-
Enlistment for OCS or Avn Cadet	203	203	-	-	-
Prior Service Enlistment	1,422	-	4	1,334	84
Reenlistment within 90 Days	1,229	-	8	365	856
Immediate Reenlistment	9,562	-	19	855	8,688
August - Total	23,930	144	345	13,412	10,029
No Prior Service Enlistment	10,701	8	310	10,383	-
Enlistment for OCS or Avn Cadet	138	136	-	1	1
Prior Service Enlistment	1,772	-	6	1,668	98
Reenlistment within 90 Days	1,457	-	8	439	1,010
Immediate Reenlistment	9,862	-	21	921	8,920
September - Total	23,430	162	361	13,890	9,017
No Prior Service Enlistment	11,509	6	323	11,179	1
Enlistment for OCS or Avn Cadet	156	156	-	-	-
Prior Service Enlistment	1,466	-	7	1,338	121
Reenlistment within 90 Days	1,545	-	10	437	1,098
Immediate Reenlistment	8,754	-	21	936	7,797
October - Total	22,589	166	387	13,099	8,937
No Prior Service Enlistment	10,573	18	333	10,221	1
Enlistment for OCS or Avn Cadet	151	148	1	2	-
Prior Service Enlistment	1,324	-	10	1,231	83
Reenlistment within 90 Days	1,921	-	21	572	1,328
Immediate Reenlistment	8,620	-	22	1,073	7,525
November - Total	20,978	149	284	12,003	8,542
No Prior Service Enlistment	9,333	7	245	9,081	-
Enlistment for OCS or Avn Cadet	142	142	-	-	-
Prior Service Enlistment	1,292	-	13	1,222	57
Reenlistment within 90 Days	2,015	-	18	563	1,434
Immediate Reenlistment	8,196	-	8	1,137	7,051
December - Total	16,097	74	185	6,464	9,374
No Prior Service Enlistment	3,888	5	167	3,716	-
Enlistment for OCS or Avn Cadet	69	69	-	-	-
Prior Service Enlistment	1,062	-	5	1,002	55
Reenlistment within 90 Days	2,270	-	5	588	1,677
Immediate Reenlistment	8,808	-	8	1,158	7,642

TABLE 158- ENLISTMENTS AND REENLISTMENTS BY TERM OF ENLISTMENT--FY 1956 (CONTINUED)

(Prior service enlistments includes 78 four (4) year enlistment and 12 six (6) year enlistment who were former Commissioned and Warrant Officers. Excludes reenlistments in the Army for SCARWAF duty.)

TYPE OF ENLISTMENT OR REENLISTMENT BY DATE	TOTAL	TERM OF ENLISTMENT OR REENLISTMENT			
		2 Years	3 Years	4 Years	6 Years
January (1956) - Total	24,126	182	317	16,357	7,270
No Prior Service Enlistment	13,184	1	295	12,888	-
Enlistment for OCS or Avn Cadet	184	181	3	-	-
Prior Service Enlistment	1,723	-	6	1,670	47
Reenlistment within 90 Days	2,426	-	10	713	1,703
Immediate Reenlistment	6,609	-	3	1,086	5,520
February - Total	21,059	74	283	13,524	7,178
No Prior Service Enlistment	10,743	-	259	10,484	-
Enlistment for OCS or Avn Cadet	74	74	-	-	-
Prior Service Enlistment	1,594	-	8	1,541	45
Reenlistment within 90 Days	2,109	-	13	585	1,511
Immediate Reenlistment	6,539	-	3	914	5,622
March - Total	17,417	146	271	10,060	6,940
No Prior Service Enlistment	7,341	3	257	7,081	-
Enlistment for OCS or Avn Cadet	143	143	-	-	-
Prior Service Enlistment	1,555	-	6	1,498	51
Reenlistment within 90 Days	2,006	-	3	572	1,431
Immediate Reenlistment	6,372	-	5	909	5,458
April - Total	15,299	231	219	8,688	6,161
No Prior Service Enlistment	6,334	3	199	6,129	3
Enlistment for OCS or Avn Cadet	230	228	-	2	-
Prior Service Enlistment	1,376	-	8	1,304	64
Reenlistment within 90 Days	1,641	-	4	465	1,172
Immediate Reenlistment	5,718	-	8	788	4,922
May - Total	16,102	115	199	9,788	6,000
No Prior Service Enlistment	7,624	3	182	7,438	1
Enlistment for OCS or Avn Cadet	112	112	-	-	-
Prior Service Enlistment	1,252	-	3	1,205	44
Reenlistment within 90 Days	1,478	-	6	435	1,037
Immediate Reenlistment	5,636	-	8	710	4,918
June - Total	22,451	317	350	15,955	5,829
No Prior Service Enlistment	13,801	22	330	13,449	-
Enlistment for OCS or Avn Cadet	296	295	-	1	-
Prior Service Enlistment	1,279	-	6	1,230	43
Reenlistment within 90 Days	1,426	-	7	438	981
Immediate Reenlistment	5,649	-	7	837	4,805

Source: Personnel Statistics Division, Directorate of Statistical Services, DCS/Comptroller

TABLE 159 — WAF ENLISTMENTS AND REENLISTEMENTS BY TERM OF ENLISTMENT — FY 1956

(Table below is a modification of Table 162, FY 1955. It excludes reenlistments in the Army for SCARWAF duty. Data are included in "Enlistments and Reenlistments by Term of Enlistment" table.)

TYPE OF ENLISTMENT OR REENLISTMENT	TOTAL	TERM OF ENLISTMENT OR REENLISTMENT			
		2 Years	3 Years	4 Years	6 Years
FY 1956 - TOTAL	4,017	-	3,545	160	312
NO PRIOR SERVICE ENLISTMENT - TOTAL	3,219	-	3,213	6	-
ENLISTMENT FOR OCS OR AVN CADET - TOTAL	4	-	4	-	-
PRIOR SERVICE ENLISTMENT - TOTAL	100	-	82	14	4
REENLISTMENT WITHIN 90 DAYS - TOTAL	236	-	113	57	66
IMMEDIATE REENLISTMENT - TOTAL	458	-	133	83	242
July (1955) - Total	408	-	344	21	43
No Prior Service Enlistment	315	-	313	2	-
Enlistment For OCS Or Aviation Cadet	-	-	-	-	-
Prior Service Enlistment	6	-	4	2	-
Reenlistment Within 90 Days	22	-	8	5	9
Immediate Reenlistment	65	-	19	12	34
August - Total	403	-	345	17	41
No Prior Service Enlistment	311	-	310	1	-
Enlistment For OCS Or Aviation Cadet	-	-	-	-	-
Prior Service Enlistment	6	-	6	-	-
Reenlistment Within 90 Days	20	-	8	6	6
Immediate Reenlistment	66	-	21	10	35
September - Total	441	-	361	28	52
No Prior Service Enlistment	323	-	323	-	-
Enlistment For OCS Or Aviation Cadet	-	-	-	-	-
Prior Service Enlistment	10	-	7	2	1
Reenlistment Within 90 Days	29	-	10	10	9
Immediate Reenlistment	79	-	21	16	42
October - Total	451	-	387	26	38
No Prior Service Enlistment	334	-	333	1	-
Enlistment For OCS Or Aviation Cadet	1	-	1	-	-
Prior Service Enlistment	12	-	10	1	1
Reenlistment Within 90 Days	39	-	21	10	8
Immediate Reenlistment	65	-	22	14	29
November - Total	330	-	284	17	29
No Prior Service Enlistment	245	-	245	-	-
Enlistment For OCS Or Aviation Cadet	-	-	-	-	-
Prior Service Enlistment	18	-	13	4	1
Reenlistment Within 90 Days	36	-	18	8	10
Immediate Reenlistment	31	-	8	5	18
December - Total	218	-	185	13	20
No Prior Service Enlistment	167	-	167	-	-
Enlistment For OCS Or Aviation Cadet	-	-	-	-	-
Prior Service Enlistment	5	-	5	-	-
Reenlistment Within 90 Days	17	-	5	7	5
Immediate Reenlistment	29	-	8	6	15

TABLE 159— WAF ENLISTMENTS AND REENLISTMENTS BY TERM OF ENLISTMENT — FY 1956 (CONTINUED)

(Table below is a modification of Table 162, FY 1955. It excludes reenlistments in the Army for SCARWAF duty. Data are included in "Enlistments and Reenlistments by Term of Enlistment" table.)

TYPE OF ENLISTMENT OR REENLISTMENT	TOTAL	TERM OF ENLISTMENT OR REENLISTMENT			
		2 Years	3 Years	4 Years	6 Years
January (1956) - Total	340	-	317	6	17
No Prior Service Enlistment	295	-	295	-	-
Enlistment For OCS Or Aviation Cadet	3	-	3	-	-
Prior Service Enlistment	8	-	6	1	1
Reenlistment Within 90 Days	18	-	10	3	5
Immediate Reenlistment	16	-	3	2	11
February - Total	302	-	283	7	12
No Prior Service Enlistment	259	-	259	-	-
Enlistment For OCS Or Aviation Cadet	-	-	-	-	-
Prior Service Enlistment	10	-	8	2	-
Reenlistment Within 90 Days	20	-	13	2	5
Immediate Reenlistment	13	-	3	3	7
March - Total	293	-	271	5	17
No Prior Service Enlistment	257	-	257	-	-
Enlistment For OCS Or Aviation Cadet	-	-	-	-	-
Prior Service Enlistment	7	-	6	1	-
Reenlistment Within 90 Days	8	-	3	2	3
Immediate Reenlistment	21	-	5	2	14
April - Total	245	-	219	8	18
No Prior Service Enlistment	199	-	199	-	-
Enlistment For OCS Or Aviation Cadet	-	-	-	-	-
Prior Service Enlistment	8	-	8	-	-
Reenlistment Within 90 Days	8	-	4	2	2
Immediate Reenlistment	30	-	8	6	16
May - Total	215	-	199	8	8
No Prior Service Enlistment	184	-	182	2	-
Enlistment For OCS Or Aviation Cadet	-	-	-	-	-
Prior Service Enlistment	3	-	3	-	-
Reenlistment Within 90 Days	9	-	6	2	1
Immediate Reenlistment	19	-	8	4	7
June - Total	371	-	350	4	17
No Prior Service Enlistment	330	-	330	-	-
Enlistment For OCS Or Aviation Cadet	-	-	-	-	-
Prior Service Enlistment	7	-	6	1	-
Reenlistment Within 90 Days	10	-	7	-	3
Immediate Reenlistment	24	-	7	3	14

Source: Personnel Statistics Division, Directorate of Statistical Services, DCS/Comptroller.

TABLE 160 EDUCATIONAL LEVEL OF NON-PRIOR SERVICE ENLISTMENTS AND ENLISTMENTS FOR OFFICER CANDIDATE SCHOOL AND AVIATION CADETS — FY 1956

TYPE AND MONTH OF ENLISTMENT	EDUCATIONAL LEVEL												
	TOTAL			Non-High School or Non-Graduate		High School Graduate		Less Than 2 Years College		More Than 2 Years College No Degree		One or More Degrees	
	Total	Male	Female	Male	Female	Male	Female	Male	Female	Male	Female	Male	Female
FY 1956 - TOTAL	135,581	132,258	3,323	58,585	226	63,109	2,769	6,152	190	3,559	106	853	32
NO PRIOR SERVICE ENLISTMENT - TOTAL	116,566	113,347	3,219	51,442	221	54,571	2,687	4,544	182	2,289	101	501	28
PRIOR SERVICE ENLISTMENT - TOTAL	17,117	17,017	100	7,094	5	7,915	82	1,073	8	723	3	212	2
ENLISTMENT FOR OFFICER CANDIDATE SCHOOL OR AVIATION CADET - TOTAL	1,898	1,894	4	49	-	623	-	535	-	547	2	140	2
July (1955) - Total	13,160	12,839	321	4,359	20	7,447	276	615	18	368	7	50	-
No Prior Service Enlistment	11,535	11,220	315	3,839	20	6,746	270	400	18	218	7	17	-
Prior Service Enlistment	1,422	1,416	6	520	-	651	6	136	-	90	-	19	-
Enlistment For Officer Candidate School or Aviation Cadet	203	203	-	-	-	50	-	79	-	60	-	14	-
August - Total	12,611	12,294	317	4,885	18	6,416	254	519	25	367	16	107	4
No Prior Service Enlistment	10,701	10,390	311	4,182	18	5,577	249	349	25	218	15	64	4
Prior Service Enlistment	1,772	1,766	6	703	-	799	5	134	-	104	1	26	-
Enlistment For Officer Candidate School or Aviation Cadet	138	138	-	-	-	40	-	36	-	45	-	17	-
September - Total	13,131	12,798	333	5,179	21	6,484	275	587	18	447	12	101	7
No Prior Service Enlistment	11,509	11,186	323	4,612	21	5,746	267	432	16	338	12	58	7
Prior Service Enlistment	1,466	1,456	10	567	-	695	8	118	2	56	-	20	-
Enlistment For Officer Candidate School or Aviation Cadet	156	156	-	-	-	43	-	37	-	53	-	23	-
October - Total	12,048	11,701	347	4,712	22	5,841	285	656	25	384	11	108	4
No Prior Service Enlistment	10,573	10,239	334	4,123	21	5,184	275	536	25	311	10	85	3
Prior Service Enlistment	1,324	1,312	12	543	1	608	10	83	-	59	-	19	1
Enlistment For Officer Candidate School or Aviation Cadet	151	150	1	46	-	49	-	37	-	14	1	4	-
November - Total	10,767	10,504	263	5,380	12	4,375	224	459	15	221	7	69	5
No Prior Service Enlistment	9,333	9,088	245	4,778	11	3,775	210	339	14	151	6	45	4
Prior Service Enlistment	1,292	1,274	18	602	1	539	14	76	1	40	1	17	1
Enlistment For Officer Candidate School or Aviation Cadet	142	142	-	-	-	61	-	44	-	30	-	7	-
December - Total	5,019	4,847	172	2,771	15	1,707	151	232	2	107	4	30	-
No Prior Service Enlistment	3,888	3,721	167	2,266	15	1,232	146	156	2	56	4	11	-
Prior Service Enlistment	1,062	1,057	5	505	-	444	5	62	-	29	-	17	-
Enlistment For OCS or Aviation Cadet	69	69	-	-	-	31	-	14	-	22	-	2	-
January (1956) - Total	15,091	14,785	306	7,703	26	5,906	254	776	10	324	11	76	5
No Prior Service Enlistment	13,184	12,889	295	6,965	26	5,041	248	625	8	217	10	41	3
Prior Service Enlistment	1,723	1,715	8	738	-	789	6	104	2	58	-	26	-
Enlistment For Officer Candidate School or Aviation Cadet	184	181	3	-	-	76	-	47	-	49	1	9	2

TABLE 160 — EDUCATIONAL LEVEL OF NON-PRIOR SERVICE ENLISTMENTS AND ENLISTMENTS FOR OFFICER CANDIDATE SCHOOL AND AVIATION CADETS — FY 1956 (CONTINUED)

TYPE AND MONTH OF ENLISTMENT	EDUCATIONAL LEVEL												
	TOTAL			Non-High School or Non-Graduate		High School Graduate		Less Than 2 Years College		More Than 2 Years College No Degree		One or More Degrees	
	Total	Male	Female	Male	Female	Male	Female	Male	Female	Male	Female	Male	Female
February - Total	12,411	12,142	269	6,512	26	4,546	216	687	16	321	10	76	1
No Prior Service Enlistment	10,743	10,484	259	5,836	24	3,785	209	584	15	243	10	36	1
Prior Service Enlistment	1,594	1,584	10	676	2	739	7	85	1	58	-	26	-
Enlistment For Officer Candidate School or Aviation Cadet	74	74	-	-	-	22	-	18	-	20	-	14	-
March - Total	9,039	8,775	264	5,004	28	3,023	209	448	16	253	9	47	2
No Prior Service Enlistment	7,341	7,084	257	4,359	28	2,247	202	311	16	145	9	22	2
Prior Service Enlistment	1,555	1,548	7	645	-	734	7	98	-	55	-	16	-
Enlistment For Officer Candidate School or Aviation Cadet	143	143	-	-	-	42	-	39	-	53	-	9	-
April - Total	7,940	7,733	207	4,524	18	2,547	161	387	19	225	7	50	2
No Prior Service Enlistment	6,334	6,135	199	3,980	18	1,780	154	250	19	103	6	22	2
Prior Service Enlistment	1,376	1,368	8	542	-	685	7	66	-	60	1	15	-
Enlistment For Officer Candidate School or Aviation Cadet	230	230	-	2	-	82	-	71	-	62	-	13	-
May - Total	8,988	8,801	187	3,972	12	4,358	159	274	12	167	4	30	-
No Prior Service Enlistment	7,624	7,440	184	3,433	12	3,706	157	193	11	86	4	22	-
Prior Service Enlistment	1,252	1,249	3	538	-	603	2	53	1	51	-	4	-
Enlistment For Officer Candidate School or Aviation Cadet	112	112	-	1	-	49	-	28	-	30	-	4	-
June - Total	15,376	15,039	337	3,584	8	10,459	305	512	14	375	8	109	2
No Prior Service Enlistment	13,801	13,471	330	3,069	7	9,752	300	369	13	203	8	78	2
Prior Service Enlistment	1,279	1,272	7	515	1	629	5	58	1	63	-	7	-
Enlistment For Officer Candidate School or Aviation Cadet	296	296	-	-	-	78	-	85	-	109	-	24	-

Source: Personnel Statistics Division, Directorate of Statistical Services, DCS/Comptroller.

TABLE 161 — NON-PRIOR SERVICE ENLISTMENTS BY ARMED FORCES QUALIFICATION TEST (AFQT) MENTAL GROUP — FY 1956

(Table below is a modification of Table 164, FY 1956)

MONTH AND YEAR	TOTAL		PERSONNEL BY MENTAL GROUP							
			Group 1 (93 Through 100)		Group 2 (65 Through 92)		Group 3 (31 Through 64)		Group 4 (10 Through 30)	
	Number	Per Cent	Number	Per Cent	Number	Per Cent	Number	Per Cent	Number	Per Cent
FY 1956 - TOTAL	116,566	100.0	8,601	7.4	33,967	29.1	53,187	45.6	20,811	17.9
MALE - TOTAL	113,347	100.0	8,452	7.5	32,649	28.8	51,463	45.4	20,783	18.3
FEMALE - TOTAL	3,219	100.0	149	4.6	1,318	40.9	1,724	53.6	28	.9
July (1955) - Total	11,535	100.0	859	7.4	3,571	31.0	5,279	45.8	1,826	15.8
Male	11,220	100.0	844	7.5	3,423	30.5	5,127	45.7	1,826	16.3
Female	315	100.0	15	4.8	148	47.0	152	48.2	-	-
August - Total	10,701	100.0	777	7.3	3,271	30.6	5,088	47.5	1,565	14.6
Male	10,390	100.0	761	7.3	3,110	29.9	4,954	47.7	1,565	15.1
Female	311	100.0	16	5.1	161	51.8	134	43.1	-	-
September - Total	11,509	100.0	857	7.4	3,315	28.8	4,449	38.7	2,888	25.1
Male	11,186	100.0	841	7.5	3,157	28.2	4,300	38.5	2,888	25.8
Female	323	100.0	16	5.0	158	48.9	149	46.1	-	-
October - Total	10,573	100.0	946	8.9	3,429	32.4	4,603	43.6	1,595	15.1
Male	10,239	100.0	929	9.1	3,266	31.8	4,449	43.5	1,595	15.6
Female	334	100.0	17	5.1	163	48.8	154	46.1	-	-
November - Total	9,333	100.0	707	7.6	2,752	29.5	4,242	45.4	1,632	17.5
Male	9,088	100.0	693	7.6	2,632	29.0	4,131	45.4	1,632	18.0
Female	245	100.0	14	5.7	120	49.0	111	45.3	-	-
December - Total	3,888	100.0	290	7.5	1,047	26.9	1,859	47.8	692	17.8
Male	3,721	100.0	279	7.5	963	25.9	1,787	48.0	692	18.6
Female	167	100.0	11	6.6	84	50.3	72	43.1	-	-
January (1956) - Total	13,184	100.0	1,021	7.8	3,722	28.2	6,263	47.5	2,178	16.5
Male	12,889	100.0	991	7.7	3,599	27.9	6,125	47.5	2,174	16.9
Female	295	100.0	30	10.1	123	41.7	138	46.9	4	1.3
February - Total	10,743	100.0	752	7.0	2,880	26.8	4,665	43.4	2,446	22.8
Male	10,484	100.0	746	7.1	2,795	26.7	4,512	43.0	2,431	23.2
Female	259	100.0	6	2.3	85	32.8	153	59.1	15	5.8
March - Total	7,341	100.0	495	6.7	1,939	26.5	3,392	46.2	1,515	20.6
Male	7,084	100.0	485	6.8	1,860	26.3	3,228	45.6	1,511	21.3
Female	257	100.0	10	3.9	79	30.7	164	63.8	4	1.6
April - Total	6,334	100.0	410	6.5	1,563	24.7	2,946	46.5	1,415	22.3
Male	6,135	100.0	403	6.6	1,505	24.5	2,815	45.9	1,412	23.0
Female	199	100.0	7	3.5	58	29.2	131	65.8	3	1.5
May - Total	7,624	100.0	434	5.7	1,917	25.1	3,621	47.5	1,652	21.7
Male	7,440	100.0	430	5.8	1,858	25.0	3,500	47.0	1,652	22.2
Female	184	100.0	4	2.2	59	32.1	121	65.7	-	-
June - Total	13,801	100.0	1,053	7.6	4,561	33.1	6,780	49.1	1,407	10.2
Male	13,471	100.0	1,050	7.8	4,481	33.3	6,535	48.5	1,405	10.4
Female	330	100.0	3	.9	80	74.3	245	74.2	2	.6

Source: Personnel Statistics Division, Directorate of Statistical Services, DCS/Comptroller.

TABLE 162 — SUMMARY — AUTHORIZED AND ASSIGNED USAF OFFICERS BY OCCUPATIONAL FIELD BASED ON DUTY SPECIALTY — FY 1954 THROUGH FY 1956

(Table below is a modification of Table 165, FY 1955.)

OCCUPATIONAL FIELD	TOTAL ASSIGNED	PERMANENT PARTY		PIPELINE	
		Authorized	Assigned	Student	Transient and Patient
	FISCAL YEAR SUMMARIES				
FY 1954					
31 DECEMBER (1953) - TOTAL	121,454	118,611	105,104	11,545	4,805
30 JUNE (1954) - TOTAL	127,765	116,310	108,468	13,891	5,406
FY 1955					
31 DECEMBER (1954) - TOTAL	129,639	119,146	113,653	13,892	2,094
30 JUNE (1955) - TOTAL	132,484	122,701	114,463	15,455	2,566
	FY - 1956				
31 DECEMBER 1955 - TOTAL	138,894	126,806	120,637	16,445	1,812
Commander and Director	5,144	4,791	4,829	299	16
Combat and Operations	56,468	49,558	45,708	10,343	417
Intelligence and Psychological Warfare	3,685	3,598	3,390	259	36
Photography and Cartography	564	512	528	30	6
Weather	2,080	2,169	1,944	114	22
Communications-Electronics	6,940	6,758	6,179	603	158
Armament	2,769	2,639	2,435	309	25
Maintenance Engineering	6,140	5,927	5,551	534	55
Installations Engineering	2,207	1,660	2,071	73	63
Transportation	1,336	1,240	1,226	79	31
Supply	6,888	7,252	6,645	159	84
Production Procurement	1,357	1,257	1,281	64	12
Comptroller	3,262	3,097	3,119	102	41
Administrative Services	5,741	5,357	5,558	131	52
Information Services	813	732	804	5	4
Personnel	7,143	6,828	6,717	348	78
Education and Training	3,880	4,077	3,788	81	11
Air Police	1,096	1,183	1,033	39	24
Legal	1,325	1,285	1,312	1	12
Chaplain	1,040	1,118	996	31	13
Special Investigation and Law Enforcement	1,105	1,261	1,087	16	2
Research and Development	4,171	3,547	3,893	227	51
Medical	9,985	10,361	9,102	761	122
Unclassified	3,321	-	1,008	1,837	476
General Officers	434	599	433	-	1
30 JUNE 1956 - TOTAL	138,204	127,524	118,856	17,477	1,871
Commander and Director	5,718	4,465	5,414	267	37
Combat and Operations	56,302	51,037	51,297	4,512	493
Intelligence and Psychological Warfare	4,682	3,584	2,997	1,510	175
Photography and Cartography	676	468	469	202	5
Weather	2,192	2,215	1,930	215	47
Communications-Electronics	6,539	6,707	5,682	741	116
Armament	2,536	2,659	2,089	412	35
Maintenance Engineering	6,059	5,931	4,955	1,029	75
Installations Engineering	2,548	1,679	1,898	594	56
Transportation	1,398	1,279	1,077	304	17
Supply	6,126	7,022	5,387	634	105
Production Procurement	1,623	1,083	1,058	537	28
Comptroller	3,777	2,994	2,859	865	53
Administrative Services	6,134	5,503	4,768	1,273	93
Information Services	1,099	727	727	362	10
Personnel	7,529	6,455	5,498	1,916	115
Education and Training	2,889	3,673	2,152	710	27
Air Police	1,108	1,234	952	141	15
Legal	1,246	1,291	1,211	18	17
Chaplain	1,175	1,129	1,079	74	22
Special Investigation and Law Enforcement	893	1,260	825	60	8
Research and Development	4,290	3,766	4,040	224	26
Medical	10,592	10,758	9,603	791	198
Unclassified	646	-	466	86	94
General Officers	427	605	423	-	4

Source: Personnel Statistics Division, Directorate of Statistical Services, DCS/Comptroller.

TABLE 163 — SUMMARY — AUTHORIZED AND ASSIGNED AIRMEN BY PRIMARY AIR FORCE SPECIALTY CODE (AFSC) WITHIN CAREER FIELD — 31 DEC 1953 THROUGH 30 JUN 1956

(Table below is a modification of Table 166, FY 1955.)

CAREER FIELD	TOTAL ASSIGNED	PERMANENT PARTY		PIPELINE	
		Authorized	Assigned	Students	Transients and Patients
	FISCAL YEAR SUMMARIES				
FY 1954					
31 DECEMBER (1953) - TOTAL	773,943	677,127	669,326	66,259	38,358
30 JUNE (1954) - TOTAL	793,659	673,216	671,326	89,751	32,582
FY 1955					
31 DECEMBER (1954) - TOTAL	789,263	686,775	676,508	91,281	21,474
30 JUNE (1955) - TOTAL	794,484	703,839	677,159	95,102	22,223
	FY - 1956				
31 DECEMBER 1955 - TOTAL	770,714	700,452	666,726	85,674	18,314
Highly Technical - Total	121,979	104,341	98,571	20,710	2,698
Intelligence	8,873	7,548	7,620	997	256
Weather	6,537	6,350	5,424	949	164
Air Traffic Control and Warning	25,923	25,057	23,273	2,045	605
Radio-Radar Systems	48,861	39,316	36,935	10,707	1,219
Guided Missiles	1,214	943	734	468	12
Armament Systems Maintenance	22,009	18,011	17,787	3,955	267
Atomic Weapons	1,919	1,482	1,307	553	59
Training Devices Maintenance	3,257	2,643	2,711	497	49
Intricate Equipment Maintenance	3,290	2,947	2,686	539	65
Rocket Propulsion	96	44	94	-	2
Technical - Total	362,269	351,041	328,799	25,775	7,695
Communications Operations	45,718	41,810	40,420	3,691	1,607
Wire Maintenance	11,111	10,163	9,617	1,188	306
Aircraft Accessories Maintenance	24,454	21,893	20,929	3,004	521
Aircraft and Engine Maintenance	129,911	121,697	115,701	11,869	2,341
Munitions and Weapons Maintenance	16,466	15,216	14,437	1,610	419
Metal Working	11,723	10,897	10,985	496	242
Aircrew Protection	3,116	3,172	2,948	114	54
Production Control	670	1,184	657	1	12
Procurement	449	712	440	-	9
Finance, Accounting and Auditing	7,130	7,381	6,620	378	132
Statistical Services, Machine Account	5,307	6,126	4,902	305	100
Administrative	50,683	54,485	48,651	1,009	1,023
Personnel	24,049	26,529	22,955	673	421
Education and Training	4,308	5,023	4,265	6	37
Special Investigation	969	1,021	955	11	3
Medical	22,720	20,453	21,289	1,040	391
Dental	3,485	3,279	3,028	380	77
Semi-Technical - Total	130,304	123,974	122,943	4,236	3,125
Photomapping	4,532	4,516	4,384	23	125
Photographic	5,678	4,850	5,208	367	103
Motor Equipment Maintenance	19,052	18,659	17,119	1,321	612
Construction	12,415	11,244	12,072	14	329
Utilities	10,973	10,213	10,403	295	275
Supply	70,114	66,303	66,417	2,124	1,573
Printing	1,250	1,172	1,220	14	16
Information	1,590	2,122	1,561	-	29
Special Services	2,591	2,543	2,556	1	34
Band	2,109	2,352	2,003	77	29

TABLE 163 — SUMMARY — AUTHORIZED AND ASSIGNED AIRMEN BY PRIMARY AIR FORCE SPECIALTY CODE (AFSC) WITHIN CAREER FIELD — 31 DEC 1953 THROUGH 30 JUN 1956 (CONTINUED)

(Table below is a modification of Table 166, FY 1955.)

CAREER FIELD	TOTAL ASSIGNED	PERMANENT PARTY		PIPELINE	
		Authorized	Assigned	Students	Transients and Patients
	FY - 1956 (Continued)				
Non-Technical - Total	116,563	111,826	110,938	2,805	2,820
Firefighting	12,463	12,859	12,124	87	252
Fabric, Leather and Rubber	4,242	3,654	3,830	323	89
Marine	1,496	1,010	1,438	34	24
Transportation	30,811	30,082	29,447	450	914
Food Service	29,736	23,659	28,160	862	714
Air Police	37,815	40,562	35,939	1,049	827
Basic Airmen - Total	28,073	-	641	27,254	178
Reporting Codes - Total	11,526	9,270	4,834	4,894	1,798
30 JUNE 1956 - TOTAL	763,622	710,708	678,433	67,996	17,193
Highly Technical - Total	129,268	114,206	110,898	15,582	2,788
Intelligence	9,227	7,811	7,451	1,209	567
Weather	6,982	6,438	5,781	1,021	180
Air Traffic Control and Warning	31,164	29,919	29,045	1,629	490
Radio-Radar Systems	49,718	42,568	41,606	7,013	1,099
Guided Missiles	1,487	1,175	1,172	254	61
Armament Systems Maintenance	21,991	19,074	18,177	3,577	237
Atomic Weapons	1,914	1,410	1,668	209	37
Training Devices Maintenance	3,348	2,755	2,984	318	46
Intricate Equipment Maintenance	3,322	2,974	2,899	352	71
Rocket Propulsion	115	82	115	-	-
Technical - Total	364,005	346,887	334,800	22,019	7,186
Communications Operations	46,160	40,829	39,579	5,320	1,261
Wire Maintenance	11,761	10,273	10,224	1,298	239
Aircraft Accessories Maintenance	24,387	23,211	21,706	2,256	425
Aircraft and Engine Maintenance	128,041	125,628	117,530	7,933	2,578
Munitions and Weapons Maintenance	16,955	15,635	15,018	1,578	359
Metal Working	12,269	10,941	11,456	477	336
Aircrew Projection	3,110	3,321	3,041	22	47
Production Control	796	1,251	780	-	16
Procurement	486	724	475	-	11
Finance, Accounting and Auditing	7,254	6,763	6,762	226	266
Statistical Services, Machine Account	5,863	6,150	5,489	172	202
Administrative	50,362	49,625	48,816	884	662
Personnel	25,193	24,188	24,048	741	404
Education and Training	4,608	4,505	4,581	4	23
Special Investigation	1,019	1,028	995	22	2
Medical	22,232	19,770	21,048	886	298
Dental	3,509	3,045	3,252	200	57
Semi-Technical - Total	132,326	122,053	124,668	4,537	3,121
Photomapping	5,005	4,299	4,540	381	84
Photographic	5,548	4,608	5,152	277	119
Motor Equipment Maintenance	20,624	18,979	18,751	1,391	482
Construction	11,968	10,996	11,679	9	280
Utilities	11,582	9,918	10,667	626	289
Supply	69,640	65,101	66,174	1,726	1,740
Printing	1,255	1,190	1,177	58	20
Information	1,696	1,936	1,665	1	30
Special Services	2,931	2,608	2,876	2	53
Band	2,077	2,418	1,987	66	24
Non-Technical - Total	109,913	105,475	104,590	2,563	2,760
Firefighting	11,847	12,635	11,490	135	222
Fabric, Leather and Rubber	4,272	3,829	3,884	273	115
Marine	1,342	698	1,290	13	39
Transportation	25,707	25,407	24,437	456	814
Food Service	28,242	22,445	26,753	719	770
Air Police	38,503	40,461	36,736	967	800
Basic Airmen - Total	20,280	-	273	19,736	271
Reporting Codes - Total	7,830	22,087	3,204	3,559	1,067

Source: Personnel Statistics Division, Directorate of Statistical Services, DCS/Comptroller.

TABLE 164 — SUMMARY — PERMANENT PARTY AIRMEN ASSIGNED BY PRIMARY AF SPECIALTY, BY SKILL LEVEL — FY 1954 THROUGH FY 1956

(Table below is a modification of Table 167, FY 1955.)

OCCUPATIONAL AREA AND DATE	TOTAL		SKILL LEVEL STATUS							
			Unskilled (1)		Semi-Skilled (3)		Skilled (5)		Advanced (7)	
	Authorized	Assigned	Authorized	Assigned	Authorized	Assigned	Authorized	Assigned	Authorized	Assigned
	FISCAL YEAR SUMMARIES									
FY 1954										
31 DECEMBER (1953) - TOTAL	678,000	695,200	46,400	45,100	151,900	250,100	357,200	285,300	122,500	114,700
30 JUNE (1954) - TOTAL	673,100	668,800	36,100	37,200	166,400	195,300	348,100	312,900	122,500	123,400
FY 1955										
31 DECEMBER (1954) - TOTAL	684,646	668,261	34,436	60,160	166,547	180,943	355,590	300,359	128,073	126,799
30 JUNE (1955) - TOTAL	694,026	670,751	32,433	59,564	163,648	167,391	364,322	312,400	133,623	131,396
	FY - 1956									
31 DECEMBER 1955 - TOTAL	691,182	661,251	28,845	52,792	160,999	164,956	362,706	305,388	138,632	138,115
Highly Technical - Total	104,341	98,571	485	1,320	23,497	32,461	54,319	48,573	26,040	16,217
Intelligence	7,548	7,620	-	548	2,297	3,612	2,786	2,085	2,465	1,375
Weather	6,350	5,424	-	5	1,616	1,052	3,119	3,097	1,615	1,270
Air Traffic Control and Warning	25,057	23,273	228	479	7,198	7,038	12,042	12,213	5,589	3,543
Radio-Radar Systems	39,316	36,935	189	205	6,991	12,506	22,982	18,012	9,154	6,212
Guided Missiles	943	734	8	6	192	341	378	205	365	182
Armament Systems Maintenance	18,011	17,787	31	- 23	3,636	5,454	9,397	9,972	4,947	2,338
Atomic Weapons	1,482	1,307	-	24	229	467	534	591	719	225
Training Device Maintenance	2,643	2,711	13	11	692	1,074	1,207	1,010	731	616
Intricate Equipment Maintenance	2,947	2,686	16	19	637	874	1,874	1,388	420	405
Rocket Propulsion	44	94	-	-	9	43	-	-	35	51
Technical - Total	351,041	328,799	7,550	16,128	77,168	84,406	184,403	148,669	81,920	79,596
Communication Operations	41,810	40,420	479	829	11,831	12,003	24,083	21,628	5,417	5,960
Wire Maintenance	10,163	9,617	451	592	3,476	3,583	4,903	3,872	1,333	1,570
Aircraft Accessories Maintenance	21,893	20,929	68	68	3,526	7,833	15,679	10,692	2,620	2,336
Aircraft and Engine Maintenance	121,697	115,701	2,006	1,417	25,604	23,597	56,093	57,296	37,994	33,391
Munitions and Weapons Maintenance	15,216	14,437	824	1,079	3,934	3,857	7,548	6,515	2,910	2,986
Metal Working	10,897	10,985	117	1,463	2,504	1,966	6,783	5,388	1,493	2,168
Aircrew Protection	3,172	2,948	94	363	618	1,108	1,779	1,070	681	407
Production Control	1,184	657	-	-	441	206	-	-	743	451
Procurement	712	440	-	-	167	58	265	172	280	210
Finance, Accounting and Auditing	7,381	6,620	41	496	797	1,991	4,385	2,385	2,158	1,748
Statistical Services, Machine Accounting	6,126	4,902	32	563	831	1,362	4,019	1,876	1,244	1,101
Administrative	54,485	48,651	1,700	6,328	12,612	12,031	31,682	19,205	8,491	11,087
Personnel	26,529	22,955	157	887	2,459	4,417	13,889	7,269	10,024	10,382
Education and Training	5,023	4,265	-	-	2,700	2,993	-	-	2,323	1,272
Special Investigation	1,021	955	-	-	293	273	-	-	728	682
Medical	20,453	21,289	1,392	1,856	4,658	6,209	11,299	9,732	3,104	3,492
Dental	3,279	3,028	189	187	717	919	1,996	1,569	377	353

TABLE 164 — SUMMARY — PERMANENT PARTY AIRMEN ASSIGNED BY PRIMARY AF SPECIALTY, BY SKILL LEVEL — FY 1954 THROUGH FY 1956 (CONTINUED)

(Table below is a modification of Table 167, FY 1955.)

OCCUPATIONAL AREA AND DATE	TOTAL		SKILL LEVEL STATUS							
			Unskilled (1)		Semi-Skilled (3)		Skilled (5)		Advanced (7)	
	Authorized	Assigned	Authorized	Assigned	Authorized	Assigned	Authorized	Assigned	Authorized	Assigned
	FY 1956 (Continued)									
Semi-Technical - Total	123,974	122,943	8,899	17,604	28,827	24,663	66,174	54,911	20,074	25,765
Photomapping	4,516	4,384	30	409	522	1,155	3,355	2,251	609	569
Photographic	4,850	5,208	307	455	1,377	1,188	2,318	2,103	848	1,462
Motor Equipment Maintenance	18,659	17,119	342	1,906	4,298	3,675	11,810	8,162	2,209	3,376
Construction	11,244	12,072	2,390	3,844	3,601	1,580	4,250	4,776	1,003	1,872
Utilities	10,213	10,403	1,711	2,370	2,362	1,916	5,244	4,836	896	1,281
Supply	66,303	66,417	3,875	7,555	14,969	13,632	34,659	29,788	12,800	15,442
Printing	1,172	1,220	56	101	250	181	653	678	213	260
Information	2,122	1,561	3	148	66	374	1,369	487	684	552
Special Services	2,543	2,556	185	816	501	331	1,442	786	415	623
Band	2,352	2,003	-	-	881	631	1,074	1,044	397	328
Non-Technical - Total	111,826	110,938	11,911	17,740	31,507	23,426	57,810	53,235	10,598	16,537
Firefighting	1,010	1,438	40	22	178	145	501	723	291	548
Fabric, Leather and Rubber	3,654	3,830	20	449	877	786	2,373	1,912	384	683
Marine	12,859	12,124	2,591	2,402	3,686	2,806	5,838	5,704	744	1,212
Transportation	30,082	29,447	2,593	3,983	9,714	6,285	14,226	14,907	3,549	4,272
Food Service	23,659	28,160	2,356	4,944	4,750	3,180	13,744	14,396	2,809	5,640
Air Police	40,562	35,939	4,311	5,940	12,302	10,224	21,128	15,593	2,821	4,182
30 JUNE 1956 - TOTAL	688,621	674,956	24,870	44,657	161,373	160,642	361,861	323,693	140,517	145,964
Highly Technical - Total	114,206	110,898	466	992	26,698	34,291	58,858	57,087	28,184	18,528
Intelligence	7,811	7,451	5	27	2,457	3,225	2,857	2,749	2,492	1,450
Weather	6,438	5,781	-	3	1,704	1,614	3,105	2,830	1,629	1,334
Air Traffic Control and Warning	29,919	29,045	234	794	8,013	7,436	14,657	15,526	7,015	5,289
Radio-Radar Systems	42,568	41,606	164	102	8,327	13,498	24,589	21,352	9,488	6,654
Guided Missiles	1,175	1,172	12	3	268	547	449	421	446	201
Armament Systems Maintenance	19,074	18,177	35	14	3,983	5,290	9,857	10,670	5,199	2,203
Atomic Weapons	1,410	1,668	-	5	245	743	486	662	679	258
Training Devices Maintenance	2,755	2,984	-	9	1,033	1,106	955	1,220	767	649
Intricate Equipment Maintenance	2,974	2,899	16	35	633	768	1,903	1,657	422	439
Rocket Propulsion	82	115	-	-	35	64	-	-	47	51
Technical - Total	346,888	334,800	6,282	12,437	74,862	80,045	182,588	158,058	83,156	84,260
Communication Operations	40,829	39,579	448	709	10,952	10,586	23,876	21,972	5,553	6,312
Wire Maintenance	10,273	10,224	417	375	3,127	3,389	5,321	4,723	1,408	1,737
Aircraft Accessories Maintenance	23,211	21,706	59	39	4,069	7,494	16,351	11,527	2,732	2,646
Aircraft and Engine Maintenance	125,628	117,530	1,893	881	25,781	24,047	58,857	57,832	39,097	34,770
Munitions and Weapons Maintenance	15,635	15,018	577	595	4,031	3,893	8,010	7,351	3,017	3,179
Metal Working	10,941	11,456	226	1,635	2,457	2,665	6,729	4,900	1,529	2,256
Aircrew Protection	3,321	3,041	44	195	832	1,082	1,767	1,292	678	472
Production Control	1,251	780	-	-	493	250	-	-	758	530
Procurement	724	475	-	1	145	67	289	175	290	232
Finance, Accounting and Auditing	6,763	6,762	38	288	793	1,813	3,886	2,846	2,046	1,815

TABLE 164 — SUMMARY — PERMANENT PARTY AIRMEN ASSIGNED BY PRIMARY AF SPECIALTY, BY SKILL LEVEL — FY 1954 THROUGH FY 1956 (CONTINUED)

(Table below is a modification of Table 167, FY 1955.)

OCCUPATIONAL AREA AND DATE	TOTAL		SKILL LEVEL STATUS							
			Unskilled (1)		Semi-Skilled (3)		Skilled (5)		Advanced (7)	
	Authorized	Assigned	Authorized	Assigned	Authorized	Assigned	Authorized	Assigned	Authorized	Assigned
	FY - 1956 (Continued)									
Technical (Continued)										
Statistical Services, Machine Accounting	6,150	5,489	33	566	777	1,690	3,722	2,006	1,618	1,227
Administrative	49,626	48,816	1,573	5,246	10,704	10,191	28,859	21,905	8,490	11,474
Personnel	24,188	24,048	106	762	2,654	3,251	11,785	8,834	9,643	11,201
Education and Training	4,505	4,581	-	-	2,588	3,121	-	-	1,917	1,460
Special Investigation	1,028	995	-	-	291	220	-	-	737	775
Medical	19,770	21,048	728	1,058	4,498	5,178	11,283	11,055	3,261	3,757
Dental	3,045	3,252	140	87	670	1,108	1,853	1,640	382	417
Semi-Technical - Total	122,052	124,668	8,633	16,696	27,930	25,518	65,368	55,245	20,121	27,209
Photomapping	4,299	4,540	24	317	497	1,483	3,189	2,140	589	600
Photographic	4,608	5,152	209	313	1,217	1,116	2,352	2,331	830	1,392
Motor Equipment Maintenance	18,979	18,751	332	2,278	4,381	4,456	12,093	8,456	2,173	3,561
Construction	10,996	11,679	2,329	3,419	3,517	1,753	4,175	4,590	975	1,917
Utilities	9,918	10,667	1,685	2,541	2,108	1,901	5,187	4,826	938	1,399
Supply	65,101	66,174	3,757	6,606	14,479	13,127	33,921	30,014	12,944	16,427
Printing	1,190	1,177	45	134	255	211	688	566	202	266
Information	1,936	1,665	3	189	54	304	1,223	559	656	613
Special Services	2,608	2,876	249	899	524	539	1,425	769	410	669
Band	2,417	1,987	-	-	898	628	1,115	994	404	365
Non-Technical - Total	105,475	104,590	9,489	14,532	31,883	20,788	55,047	53,303	9,056	15,967
Firefighting	12,635	11,490	2,296	1,925	3,396	2,198	6,232	6,046	711	1,321
Fabric, Leather and Rubber	3,829	3,884	24	295	935	1,105	2,479	1,785	391	699
Marine	698	1,290	22	17	140	98	340	668	196	507
Transportation	25,407	24,437	2,396	3,253	8,892	4,018	11,965	13,848	2,154	3,318
Food Service	22,445	26,753	2,163	4,383	4,469	3,569	13,019	13,111	2,794	5,690
Air Police	40,461	36,736	2,588	4,659	14,051	9,800	21,012	17,845	2,810	4,432

Source: Personnel Statistics Division, Directorate of Statistical Services, DCS/Comptroller.

TABLE 165 — SUMMARY — AGE DISTRIBUTION OF USAF OFFICERS BY GRADE IN WHICH SERVING, BY AGE 30 NOV 1952 THROUGH 30 JUN 1956

(Table below is a modification of Table 170, FY 1953. Age grouping has not been consistent throughout period covered. Extreme and Unknown ages were prorated in the table below.)

AGE OR AGE GROUP	TOTAL	GENERAL	COLONEL	LIEUTENANT COLONEL	MAJOR	CAPTAIN	FIRST LIEUTENANT	SECOND LIEUTENANT	WARRANT OFFICER
	FISCAL YEAR SUMMARIES								
	30 NOVEMBER 1952								
TOTAL . . .	130,158	366	3,957	8,143	19,837	37,688	30,804	25,421	3,942
Years									
20 through 24. .	20,570	-	-	-	-	76	2,832	17,656	6
25 through 29. .	29,546	-	-	15	650	7,868	14,499	6,367	147
30 through 34. .	47,218	-	354	2,479	9,702	20,764	11,188	1,263	1,468
35 through 39. .	20,969	9	1,416	2,917	6,072	6,974	2,089	133	1,359
40 through 44. .	6,738	75	1,043	1,386	1,953	1,493	164	2	622
45 through 49. .	3,534	150	722	848	1,087	443	32	-	252
50 through 54. .	1,130	82	271	347	282	70	-	-	78
55 through 59. .	432	40	145	147	91	-	-	-	9
60 and Older . .	21	10	6	4	-	-	-	-	1
	31 MAY 1953								
TOTAL . . .	128,267	363	4,168	8,162	20,791	37,156	31,300	22,522	3,805
Years									
20 through 24. .	18,165	-	-	-	-	26	3,275	14,858	6
25 through 29. .	27,527	-	-	8	351	4,926	15,271	6,897	74
30 through 34. .	43,853	-	194	1,696	8,539	21,043	10,619	712	1,050
35 through 39. .	25,838	6	1,529	3,538	8,076	9,056	1,995	51	1,587
40 through 44. .	7,030	64	1,118	1,424	2,085	1,537	133	4	665
45 through 49. .	3,960	149	819	915	1,270	486	7	-	314
50 through 54. .	1,349	97	344	394	353	82	-	-	79
55 through 59. .	487	33	146	173	110	-	-	-	25
60 and Older . .	58	14	18	14	7	-	-	-	5
	30 NOVEMBER 1953								
TOTAL . . .	120,978	371	4,235	8,022	19,475	32,767	28,291	24,302	3,515
Years a/									
21 through 25. .	29,501	-	-	-	-	115	7,042	22,332	12
26 through 30. .	23,381	-	-	38	898	7,604	13,005	1,725	111
31 through 35. .	40,321	-	503	2,692	10,010	18,400	7,156	245	1,315
36 through 40. .	17,882	15	1,593	2,910	5,768	5,354	1,013	-	1,229
41 through 45. .	5,781	92	1,110	1,272	1,723	965	75	-	544
46 through 50. .	2,912	171	718	727	815	257	-	-	224
51 through 55. .	911	68	224	276	202	72	-	-	69
56 through 60. .	276	17	84	106	59	-	-	-	10
61 and Older . .	13	8	3	1	-	-	-	-	1
	31 MAY 1954								
TOTAL . . .	126,333	376	4,314	8,176	19,928	34,849	31,278	23,956	3,456
Years									
21 through 25. .	30,499	-	-	-	-	92	9,352	21,051	4
26 through 30. .	22,799	-	-	6	356	5,870	13,680	2,852	35
31 through 35. .	38,741	-	271	1,784	8,712	19,875	7,071	53	975
36 through 40. .	23,361	10	1,699	3,649	7,879	7,515	1,112	-	1,497
41 through 45. .	6,201	89	1,138	1,461	1,740	1,121	63	-	589
46 through 50. .	3,345	169	821	835	945	309	-	-	266
51 through 55. .	1,062	84	290	311	243	67	-	-	67
56 through 60. .	320	19	95	130	53	-	-	-	23
61 and Older . .	5	5	-	-	-	-	-	-	-

TABLE 165 — SUMMARY — AGE DISTRIBUTION OF USAF OFFICERS BY GRADE IN WHICH SERVING, BY AGE 30 NOV 1952 THROUGH 30 JUN 1956 (CONTINUED)

(Table below is a modification of Table 170, FY 1953. Age grouping has not been consistent throughout period covered. Extreme and Unknown ages were prorated in the table below.)

AGE OR AGE GROUP	TOTAL	GENERAL	COLONEL	LIEUTENANT COLONEL	MAJOR	CAPTAIN	FIRST LIEUTENANT	SECOND LIEUTENANT	WARRANT OFFICER
	FISCAL YEAR SUMMARIES (Continued)								
	30 SEPTEMBER 1954								
TOTAL . . .	129,511	381	4,365	8,348	20,315	33,810	31,253	27,596	3,443
Years a/									
20 through 24. .	25,427	-	-	-	-	7	4,080	21,336	4
25 through 29. .	25,499	-	-	-	73	2,759	16,435	6,197	35
30 through 34. .	37,444	-	134	982	6,932	19,279	9,089	57	971
35 through 39. .	28,584	7	1,601	4,142	9,887	9,895	1,558	6	1,488
40 through 44. .	7,141	68	1,252	1,780	1,977	1,390	85	-	589
45 through 49. .	3,695	172	904	904	1,076	367	6	-	266
50 through 54. .	1,292	112	370	373	289	81	-	-	67
55 through 59. .	409	20	96	159	79	32	-	-	23
60 and Older . .	20	2	8	8	2	-	-	-	-
	30 JUNE 1955								
TOTAL . . .	135,584	396	4,516	8,680	21,302	35,864	36,368	24,793	3,665
Years									
20 through 24. .	26,350	-	-	-	-	2	7,191	19,157	-
25 through 29. .	29,416	-	-	2	22	2,521	21,245	5,588	38
30 through 34. .	30,900	-	39	515	5,080	18,288	6,441	36	501
35 through 39. .	33,173	4	1,503	4,238	11,637	12,618	1,414	10	1,749
40 through 44. .	9,440	60	1,422	2,223	2,894	1,886	68	1	886
45 through 49. .	4,195	161	988	1,026	1,208	421	7	-	384
50 through 54. .	1,613	145	443	488	360	93	2	-	82
55 through 59. .	454	25	112	163	96	33	-	1	24
60 and Older . .	43	1	9	25	5	2	-	-	1
	31 DECEMBER 1955								
TOTAL . . .	142,221	428	4,391	8,747	21,333	36,225	39,161	28,217	3,719
Years									
20 through 24. .	34,543	-	-	-	-	3	10,367	24,127	46
25 through 29. .	28,890	-	-	1	20	2,689	22,017	4,064	99
30 through 34. .	30,469	-	38	540	5,105	18,570	5,506	19	691
35 through 39. .	32,697	8	1,487	4,206	11,667	12,616	1,209	7	1,497
40 through 44. .	9,466	81	1,408	2,345	2,845	1,847	51	-	889
45 through 49. .	4,124	172	953	1,021	1,250	390	11	-	327
50 through 54. .	1,612	144	410	481	349	83	-	-	145
55 through 59. .	411	22	92	149	96	27	-	-	25
60 and Older . .	9	1	3	4	1	-	-	-	-
	30 JUNE 1956								
TOTAL . . .	142,093	422	4,619	9,205	21,872	40,041	37,949	23,998	3,987
Years									
20 through 24. .	28,540	-	-	-	-	38	9,248	19,228	26
25 through 29. .	32,478	-	-	-	8	4,655	22,944	4,732	139
30 through 34. .	24,504	-	17	271	3,213	16,038	4,365	31	569
35 through 39. .	37,001	2	1,290	4,066	12,817	15,873	1,308	7	1,638
40 through 44. .	12,538	55	1,655	2,890	4,033	2,804	75	-	1,026
45 through 49. .	4,560	158	1,023	1,226	1,243	481	8	-	421
50 through 54. .	1,918	178	518	564	438	114	1	-	105
55 through 59. .	525	28	102	180	116	36	-	-	63
60 and Older . .	29	1	14	8	4	2	-	-	-

TABLE 165 — SUMMARY — AGE DISTRIBUTION OF USAF OFFICERS BY GRADE IN WHICH SERVING, BY AGE 30 NOV 1952 THROUGH 30 JUN 1956 (CONTINUED)

(Extreme and Unknown Ages were Prorated in the Table Below.)

AGE	TOTAL	GENERAL	COLONEL	LIEUTENANT COLONEL	MAJOR	CAPTAIN	FIRST LIEUTENANT	SECOND LIEUTENANT	WARRANT OFFICER
	FY 1956 (31 DECEMBER 1955)								
TOTAL	142,221	428	4,391	8,747	21,333	36,225	39,161	28,217	3,719
Years									
20	273	-	-	-	-	-	b/ 2	b/ 271	-
21	2,324	-	-	-	-	-	22	2,302	-
22	7,296	-	-	-	-	-	694	6,602	-
23	11,872	-	-	-	-	2	2,937	8,914	19
24	12,778	-	-	-	-	1	6,712	6,038	27
25	9,652	-	-	-	-	17	7,213	2,410	12
26	7,506	-	-	-	-	221	6,294	976	15
27	6,075	-	-	1	2	770	4,782	496	24
28	2,969	-	-	-	4	718	2,075	149	23
29	2,688	-	-	-	14	963	1,653	33	25
30	3,926	-	-	6	115	2,263	1,493	9	40
31	5,218	-	-	11	416	3,447	1,263	2	79
32	5,985	-	-	44	771	3,970	1,097	5	98
33	6,808	-	11	121	1,373	4,268	837	1	197
34	8,532	-	27	358	2,430	4,622	816	2	277
35	8,407	-	130	681	2,733	3,951	621	2	289
36	7,225	-	222	880	2,591	2,941	252	2	337
37	6,983	-	356	1,004	2,615	2,505	161	1	341
38	5,662	2	392	880	2,097	1,906	97	2	286
39	4,420	6	387	761	1,631	1,313	78	-	244
40	3,415	11	385	781	1,206	768	24	-	240
41	2,022	8	343	540	549	396	17	-	169
42	1,456	17	251	351	404	296	3	-	134
43	1,422	18	210	376	390	230	4	-	194
44	1,151	27	219	297	296	157	3	-	152
45	1,049	32	221	273	311	133	3	-	76
46	909	37	210	210	274	88	3	-	87
47	836	26	198	195	277	69	1	-	70
48	718	34	162	192	214	52	3	-	61
49	612	43	162	151	174	48	1	-	33
50	519	45	134	160	121	30	-	-	29
51	364	41	97	110	80	21	-	-	15
52	300	23	92	94	67	13	-	-	11
53	221	26	47	61	43	5	-	-	39
54	208	9	40	56	38	14	-	-	51
55	112	12	21	36	27	3	-	-	13
56	93	5	13	37	24	12	-	-	2
57	77	2	15	29	17	8	-	-	6
58	82	3	22	33	18	2	-	-	4
59	47	-	21	14	10	2	-	-	-
60 and Older	9	1	3	4	1	-	-	-	-
	FY 1956 (30 JUNE 1956)								
TOTAL	142,093	422	4,619	9,205	21,872	40,041	37,949	23,998	3,987
Years									
20	155	-	-	-	-	-	1	153	1
21	1,562	-	-	-	-	-	1	1,560	1
22	3,510	-	-	-	-	-	258	3,252	-
23	10,344	-	-	-	-	2	2,284	8,048	10
24	12,969	-	-	-	-	36	6,704	6,215	14

TABLE 165 — SUMMARY — AGE DISTRIBUTION OF USAF OFFICERS BY GRADE IN WHICH SERVING, BY AGE
30 NOV 1952 THROUGH 30 JUN 1956 (CONTINUED)

(See first page of this table for headnote)

AGE	TOTAL	GENERAL	COLONEL	LIEUTENANT COLONEL	MAJOR	CAPTAIN	FIRST LIEUTENANT	SECOND LIEUTENANT	WARRANT OFFICER
	FY 1956 (30 JUNE 1956) - (Continued)								
25	9,692	-	-	-	-	171	7,074	2,429	18
26	8,208	-	-	-	-	462	6,576	1,152	18
27	6,571	-	-	-	-	1,094	4,736	712	29
28	5,296	-	-	-	4	1,764	3,142	349	37
29	2,711	-	-	-	4	1,164	1,416	90	37
30	2,533	-	-	-	67	1,287	1,125	11	43
31	3,925	-	-	5	228	2,593	1,036	5	58
32	5,158	-	-	30	517	3,667	862	6	76
33	5,933	-	2	65	848	4,113	758	4	143
34	6,955	-	15	171	1,553	4,378	584	5	249
35	8,652	-	43	411	2,553	4,791	558	1	295
36	8,399	-	162	722	2,847	3,951	407	3	307
37	7,244	-	266	960	2,666	2,858	172	2	320
38	7,020	-	399	1,054	2,648	2,413	110	1	395
39	5,686	2	420	919	2,103	1,860	61	-	321
40	4,359	6	406	796	1,639	1,205	43	-	264
41	3,323	12	411	797	1,121	729	17	-	236
42	2,000	8	360	537	513	375	11	-	196
43	1,474	11	260	382	394	278	3	-	146
44	1,382	18	218	378	366	217	1	-	184
45	1,130	27	223	303	286	150	3	-	138
46	1,031	30	223	284	283	128	1	-	82
47	871	39	213	218	250	83	1	-	67
48	838	29	200	224	244	67	2	-	72
49	690	33	164	197	180	53	1	-	62
50	601	43	163	157	159	44	1	-	34
51	496	44	133	157	109	30	-	-	23
52	349	41	95	109	73	20	-	-	11
53	270	23	82	83	59	13	-	-	10
54	202	27	45	58	38	7	-	-	27
55	180	9	35	45	36	14	-	-	41
56	108	11	20	36	26	2	-	-	13
57	88	3	13	39	21	10	-	-	2
58	74	1	16	29	15	8	-	-	5
59	75	4	18	31	18	2	-	-	2
60 and Older	29	1	14	8	4	2	-	-	-

a/ Age grouping changed from 20 through 24 to 21 through 25, etc.

b/ Includes 1 First Lieutenant and 4 Second Lieutenants under 20 years of age.

Source: Personnel Statistics Division, Directorate of Statistical Services, DCS/Comptroller.

SAMPLING VARIABILITY

THE RELIABILITY OF AN ESTIMATED PERCENTAGE DEPENDS UPON BOTH THE SIZE OF THE PERCENTAGE AND THE SIZE OF THE TOTAL ON WHICH IT IS BASED. THE FOLLOWING TABLES PRESENT THE APPROXIMATE SAMPLING VARIABILITY OF ESTIMATED PERCENTAGES, BASED ON POPULATION TOTALS OF SELECTED SIZES.

IF THE ESTIMATED PERCENTAGE IS 2 OR 98, 5 OR 95, ETC., (AS INDICATED ON THE LEFT INDEX OF THE TABLE), AND THE TOTAL (BASE FIGURE) IS 750, 1000, ETC., (AS INDICATED ON THE RIGHT INDEX OF THE TABLE) THEN THE CHANCES ARE APPROXIMATELY 19 OUT OF 20 THAT THE DIFFERENCE (IN PERCENTAGE POINTS), DUE TO THE SAMPLING VARIABILITY, BETWEEN THE ESTIMATED PERCENTAGE AND THE PERCENTAGE WHICH WOULD BE AVAILABLE IF ALL INDIVIDUALS HAD BEEN INTERVIEWED, IS LESS THAN:

ESTIMATED PERCENTAGE \ BASE FIGURE	750	1,000	2,500	5,000	10,000	25,000	50,000	100,000	142,000	250,000	500,000	766,000
AIRMEN (4.2% Sample)												
2 OR 98	4.9	4.2	2.7	1.9	1.3	0.8	0.6	0.4	0.4	0.3	0.2	0.2
5 OR 95	7.6	6.6	4.2	2.9	2.1	1.3	0.9	0.7	0.6	0.4	0.3	0.2
10 OR 90	10.5	9.1	5.7	4.1	2.9	1.8	1.3	0.9	0.8	0.6	0.4	0.3
25 OR 75	15.1	13.1	8.3	5.9	4.1	2.6	1.8	1.3	1.1	0.8	0.6	0.5
50	17.4	15.1	9.5	6.8	4.8	3.0	2.1	1.5	1.3	1.0	0.7	0.5
OFFICERS (8.3% Sample)												
2 OR 98	3.4	2.9	1.9	1.3	0.9	0.6	0.4	0.3	0.2			
5 OR 95	5.3	4.6	2.9	2.0	1.4	0.9	0.6	0.5	0.4			
10 OR 90	7.3	6.3	4.0	2.8	2.0	1.3	0.9	0.6	0.5			
25 OR 75	10.5	9.1	5.8	4.1	2.9	1.8	1.3	0.9	0.8			
50	12.1	10.5	6.6	4.7	3.3	2.1	1.5	1.1	0.9			
OFFICERS (2.5% Sample)												
2 OR 98	6.4	5.6	3.5	2.5	1.8	1.1	0.8	0.6	0.5			
5 OR 95	10.0	8.6	5.5	3.9	2.7	1.7	1.2	0.9	0.7			
10 OR 90	13.7	11.9	7.5	5.3	3.8	2.4	1.7	1.2	1.0			
25 OR 75	19.9	17.2	10.9	7.7	5.4	3.4	2.4	1.7	1.4			
50	22.9	19.8	12.5	8.9	6.3	4.0	2.8	2.0	1.7			

EXAMPLE

To illustrate; of the 53,511 Master Sergeants, 18.4 per cent are not high school graduates. The sampling variability is about 1.5 per cent. The chances are approximately 19 out of 20 that the percentage which would be obtained by a complete survey would be between 16.9 and 19.9 per cent.

TABLE 166 — PERCENTAGED DISTRIBUTION OF USAF OFFICERS BY COMMAND,

(Table below is

SELECTED CHARACTERISTICS AND ATTITUDES	WORLD-WIDE	AAC	USAFA	ADC	USAFE	AFFC a/	AMC	APGC	ARDC	ATC	AU
EDUCATIONAL LEVEL											
PER CENT - TOTAL	100.0	100.0	100.0	100.0	100.0		100.0	100.0	100.0	100.0	100.0
Less Than High School Graduate	1.0	-	-	1.4	0.6		1.7	-	1.1	1.0	-
High School Graduate	15.8	18.9	5.7	17.6	16.0		14.7	22.5	8.2	11.6	3.9
College, Less Than Two Years	13.5	15.0	8.6	14.2	15.3		12.3	25.8	7.2	10.6	4.2
College, 2 Years Or More, No Degree	20.7	19.4	11.4	25.3	22.3		16.9	15.7	7.5	15.9	20.8
Baccalaureate Degree Or Equivalent	38.9	36.7	51.4	34.3	34.6		36.5	22.5	50.0	53.8	48.1
Masters Or Law Degree	5.9	5.0	17.2	4.5	5.3		12.3	5.6	23.1	2.9	13.8
Doctorate Degree	0.3	-	5.7	0.2	0.2		0.2	-	1.8	0.4	0.7
Medical And Dental Degrees	3.9	5.0	-	2.5	5.7		5.4	7.9	1.1	3.8	8.5
MARITAL STATUS											
PER CENT - TOTAL	100.0	100.0	100.0	100.0	100.0		100.0	100.0	100.0	100.0	100.0
Never Married	20.6	20.0	40.0	19.7	23.1		18.8	16.9	14.7	30.2	5.3
Married	77.9	79.4	60.0	78.3	74.8		79.9	80.9	85.1	68.8	93.0
Other	1.5	0.6	-	2.0	2.1		1.3	2.2	0.2	1.0	1.7
LEGAL DEPENDENTS											
PER CENT - TOTAL	100.0	100.0	100.0	100.0	100.0		100.0	100.0	100.0	100.0	100.0
No Dependents	20.4	20.0	37.1	20.0	21.9		17.5	15.7	15.4	29.9	5.3
1 Dependent	17.6	16.1	17.1	16.9	15.4		16.0	11.2	16.6	23.3	11.5
2 Dependents	19.3	18.3	8.6	21.9	17.3		17.3	22.5	21.8	19.9	17.1
3 Dependents	22.3	25.6	20.0	23.5	22.4		25.1	23.6	22.7	15.5	35.5
4 Dependents	13.0	12.2	8.6	11.4	13.8		14.3	16.9	17.2	7.8	19.4
5 Or More Dependents	7.4	7.8	8.6	6.3	9.2		9.8	10.1	6.3	3.6	11.2
SOURCE OF COMMISSION											
PER CENT - TOTAL	100.0	100.0	100.0	100.0	100.0		100.0	100.0	100.0	100.0	100.0
US Military Or Naval Academy	3.6	2.2	20.0	3.1	3.4		4.5	1.1	4.1	3.3	7.4
Aviation Cadet	41.2	38.9	42.9	46.9	41.9		25.0	41.5	28.6	30.7	44.9
OCS Or Equivalent	10.0	11.8	11.4	10.3	13.7		15.4	9.0	8.2	5.5	11.8
Reserve Officer Training Corps	25.9	17.7	22.8	23.7	18.0		27.4	18.0	41.0	46.0	15.6
Direct Appointment	15.3	25.0	-	13.9	19.0		22.3	23.7	11.8	11.3	18.1
All Other	4.0	4.4	2.9	2.1	4.0		5.4	6.7	6.3	3.2	2.2
CAREER PLANS											
PER CENT - TOTAL	100.0	100.0	100.0	100.0	100.0		100.0	100.0	100.0	100.0	100.0
Yes, Plan An Air Force Career	65.1	69.4	71.4	67.6	66.7		67.4	73.0	54.4	48.0	82.9
No, Will Separate	19.3	18.9	5.8	20.9	18.0		17.0	12.4	29.5	27.7	6.1
Undecided	15.6	11.7	22.8	11.5	15.3		15.6	14.6	16.1	24.3	11.0

a/ Too few observations for reliability.

BY SELECTED CHARACTERISTICS AND ATTITUDES, WORLDWIDE – 31 MAY 1956

a new table)

MAND CAirC a/	ConAC	PEAF	Hq USAF	Hq Cmd	MATS	NEAC	SAC	TAC	USAFSS	SELECTED CHARACTERISTICS AND ATTITUDES
										EDUCATIONAL LEVEL
	100.0	100.0	100.0	100.0	100.0	100.0	100.0	100.0	100.0	PER CENT - TOTAL
	0 6	0.7	0.4	1.8	0.8	1.0	1.3	0.7	-	Less Than High School Graduate
	16.8	16.2	11.7	15.3	22.5	20.2	21.3	18.9	17.5	High School Graduate
	15.2	13.0	10.9	12.4	17.8	12.5	16.9	17.3	14.3	College, Less Than Two Years
	18.4	21.2	27.4	21.6	21.5	23.1	26.1	23.1	23.0	College, 2 Years Or More, No Degree
	36.4	35.7	35.6	37.8	30.1	28.8	27.9	34.4	39.7	Baccalaureate Degree Or Equivalent
	8.1	6.4	12.2	8.2	5.2	7.7	2.9	2.7	5.5	Masters Or Law Degree
	0.3	0.2	0.9	0.8	0.3	-	-	0.2	-	Doctorate Degree
	4.2	6.6	0.9	2.1	1.8	6.7	3.6	2.7	-	Medical And Dental Degrees
										MARITAL STATUS
	100.0	100.0	100.0	100.0	100.0	100.0	100.0	100.0	100.0	PER CENT - TOTAL
	18.1	24.8	3.0	11.3	17.1	21.1	18.1	21.3	12.7	Never Married
	81.3	73.3	95.7	85.8	81.9	77.9	80.1	77.2	86.5	Married
	0.6	1.9	1.3	2.9	1.0	1.0	1.8	1.5	0.8	Other
										LEGAL DEPENDENTS
	100.0	100.0	100.0	100.0	100.0	100.0	100.0	100.0	100.0	PER CENT - TOTAL
	16.8	24.4	3.0	12.1	16.4	22.1	18.2	21.5	14.3	No Dependents
	21.0	14.5	15.7	13.7	17.1	10.6	15.8	20.2	14.3	1 Dependent
	20.3	20.2	20.0	17.2	17.9	16.3	19.7	21.2	16.7	2 Dependents
	21.0	19.9	37.4	28.5	23.9	23.1	23.5	19.1	28.6	3 Dependents
	12.9	13.7	17.4	15.8	14.3	20.2	14.6	11.8	18.2	4 Dependents
	8.0	7.3	6.5	12.7	10.4	7.7	8.2	6.2	7.9	5 Or More Dependents
										SOURCE OF COMMISSION
	100.0	100.0	100.0	100.0	100.0	100.0	100.0	100.0	100.0	PER CENT - TOTAL
	2.4	2.3	5.7	5.3	4.6	-	2.9	2.2	5.5	US Military Or Naval Academy
	35.2	41.9	44.8	37.2	50.8	39.4	53.2	49.4	23.0	Aviation Cadet
	14.8	11.3	21.3	15.6	8.9	21.2	8.8	7.5	28.6	OCS Or Equivalent
	25.4	20.3	14.3	20.0	15.0	21.2	15.2	23.8	19.0	Reserve Officer Training Corps
	18.7	22.0	9.5	14.8	14.8	16.3	15.4	14.4	15.9	Direct Appointment
	3.5	2.2	4.4	7.1	5.9	1.9	4.5	2.7	8.0	All Other
										CAREER PLANS
	100.0	100.0	100.0	100.0	100.0	100.0	100.0	100.0	100.0	PER CENT - TOTAL
	74.8	66.9	93.9	81.3	74.5	69.2	69.4	61.1	75.4	Yes, Plan An Air Force Career
	4.8	19.3	0.4	10.3	14.5	15.4	17.9	25.3	13.5	No, Will Separate
	20.4	13.8	5.7	8.4	11.0	15.4	12.7	13.6	11.1	Undecided

Source: Sample Survey, Personnel Statistics Division, Directorate of Statistical Services, DCS/Comptroller

TABLE 167 — USAF OFFICERS BY GRADE IN WHICH SERVING, BY SELECTED CHARACTERISTICS AND ATTITUDES, WORLDWIDE — 31 MAY 1956

(Table below is a modification of Table 175 and includes portions of Tables 172, 173, 177, and 179, FY 1955, it also contains new data)

SELECTED CHARACTERISTICS AND ATTITUDES	OFFICER STRENGTH	GRADE IN WHICH SERVING						
		Colonel	Lieutenant Colonel	Major	Captain	First Lieutenant	Second Lieutenant	Warrant Officer
OFFICER - TOTAL	141,680	4,647	9,179	21,847	39,672	37,252	25,102	3,981
PER CENT - TOTAL	100.0	100.0	100.0	100.0	100.0	100.0	100.0	100.0
MARITAL STATUS								
Never Married	20.6	1.6	2.3	4.5	7.7	31.2	50.3	2.3
Married	78.0	96.3	96.3	94.0	90.2	67.8	49.0	95.1
Other	1.4	2.1	1.4	1.5	2.1	1.0	0.7	2.6
RACE AND SEX								
Male:								
White	96.4	100.0	99.1	97.6	95.9	94.5	96.7	98.4
Other	1.3	-	-	0.6	1.2	2.2	1.6	1.6
Female	2.3	-	0.9	1.8	2.9	3.3	1.7	-
AGE								
24 Years And Younger	24.1	-	-	-	0.8	31.5	83.4	-
25 Through 29 Years	20.6	-	0.3	1.0	13.3	54.2	15.2	1.9
30 Through 34	19.4	2.9	6.2	21.0	44.9	10.6	0.8	14.9
35 Through 39	24.5	33.6	46.2	57.1	34.2	3.5	0.5	45.1
40 Through 44	7.1	28.4	27.2	13.8	5.5	0.1	0.1	24.1
45 Years And Older	4.3	35.1	20.1	7.1	1.3	0.1	-	14.0
EDUCATIONAL LEVEL								
Less Than High School Graduate	1.0	0.5	1.2	1.4	1.3	0.3	0.3	6.8
High School Graduate	15.8	4.2	10.5	18.5	21.7	12.5	8.1	55.2
College, Less Than 2 Years	13.5	3.6	9.7	17.7	20.1	9.0	8.3	20.8
College, 2 Years Or More, No Degree	20.7	21.1	25.9	30.5	23.8	19.4	9.1	14.0
Baccalaureate Or Equivalent	38.9	47.7	32.4	21.8	20.4	49.7	71.0	2.6
Masters Degree	5.9	17.7	15.3	7.0	4.5	5.7	2.8	0.6
Doctorate Degrees (PhD)	0.3	0.5	1.3	0.5	0.2	0.4	0.1	-
Medical And Dental Degrees	3.9	4.7	3.7	2.6	8.0	3.0	0.3	-
ACADEMIC MAJOR (Includes H.S.)								
Engineering	19.9	29.7	23.2	19.0	17.8	19.2	22.9	10.7
Biological Science	3.7	3.4	2.6	2.7	3.8	4.9	3.5	0.6
Physical Science	5.5	6.5	6.5	4.5	4.8	6.5	5.6	2.9
Social Science	5.6	5.7	5.4	6.4	4.1	6.3	6.9	2.0
Business Administration	20.0	21.9	21.7	21.7	18.7	18.7	22.4	12.7
Agriculture	3.3	2.1	2.1	2.4	2.0	4.5	5.1	2.6
Fine Arts	1.8	1.8	2.5	1.4	1.6	1.7	2.5	1.3
Literature And Language	1.9	1.1	2.1	2.0	1.5	2.0	2.6	1.0
Education	5.2	2.3	4.5	4.7	4.6	6.6	5.3	3.2
Pre-Professional	7.0	6.5	7.4	6.0	8.9	7.0	5.7	2.6
Other	11.4	12.2	9.8	11.6	11.6	12.0	10.9	10.4
No Major Subject	14.7	6.8	12.2	17.6	20.6	10.6	6.6	50.0
DATE OF SEPARATION								
June 1956	1.2	0.1	0.1	0.2	0.6	3.4	0.6	-
July 1956 Through December 1956	5.0		0.1	0.2	3.1	14.5	1.7	-
January 1957 Through June 1957	6.1		0.5	0.5	2.7	12.3	11.5	-
July 1957 Through December 1957	6.4		0.2	0.2	2.7	17.2	6.2	-
January 1958 Through June 1958	5.7	0.2	-	0.2	0.7	4.9	23.4	-
July 1958 Through December 1958	4.0		0.1	0.1	0.2	1.6	19.7	-
January 1959 Through June 1959	4.6		-	-	0.1	1.9	23.0	-
July 1959 Through December 1959	0.4		-	-	-	0.4	1.5	-
January 1960 Through June 1960	0.1		-	-	-	0.2	-	-
Career Reserve Indefinite	47.4	2.2	40.8	68.4	77.5	35.7	10.0	34.0
Regular	19.1	7.5	58.2	30.2	12.4	7.9	2.4	66.0

TABLE 167 – USAF OFFICERS BY GRADE IN WHICH SERVING, BY SELECTED CHARACTERISTICS AND ATTITUDES, WORLDWIDE – 31 MAY 1956 (CONTINUED)

(Table below is a modification of Table 175 and includes portions of Tables 172, 173, 177, and 179, FY 1955, it also contains new data)

SELECTED CHARACTERISTICS AND ATTITUDES	OFFICER STRENGTH	GRADE IN WHICH SERVING						
		Colonel	Lieutenant Colonel	Major	Captain	First Lieutenant	Second Lieutenant	Warrant Officer
OFFICER - TOTAL	141,680	4,647	9,179	21,847	39,672	37,252	25,102	3,981
PER CENT - TOTAL	100.0	100.0	100.0	100.0	100.0	100.0	100.0	100.0
LEGAL DEPENDENTS								
No Dependents	20.4	2.3	2.2	4.0	7.9	30.7	49.7	3.9
1 Dependent	17.6	13.3	12.8	10.6	10.5	23.1	29.1	15.9
2 Dependents	19.3	14.6	20.8	15.3	18.3	25.6	15.7	21.4
3 Dependents	22.3	32.8	30.8	34.5	31.4	14.3	4.1	28.9
4 Dependents	13.0	23.4	18.7	22.3	20.5	4.7	1.1	18.2
5 Or More Dependents	7.4	13.6	14.7	13.3	11.4	1.6	0.3	11.7
ACTIVE FEDERAL MILITARY SERVICE								
11 Months Or Less	8.2	-	-	0.2	1.2	3.4	36.6	-
12 Through 23	12.9	-	-	0.8	4.8	17.2	37.1	-
24 Through 47	12.5	-	-	0.4	2.8	32.1	18.6	-
48 Through 71	8.3	-	0.1	0.5	3.2	26.2	3.3	-
72 Through 95	7.4	-	0.6	1.9	13.7	11.7	1.7	0.6
96 Through 119	10.7	2.6	6.1	12.3	25.2	3.8	1.6	2.6
120 Through 143	7.0	3.4	9.0	12.6	13.6	1.4	0.3	5.8
144 Through 167	11.9	9.9	19.0	27.0	18.7	2.1	0.5	15.6
168 Through 191	13.2	31.2	43.5	32.5	11.2	1.4	0.1	31.2
192 Through 215	4.0	22.9	11.4	6.2	4.0	0.4	0.1	13.3
216 Through 239	1.6	12.8	4.8	2.2	0.6	0.1	-	12.4
240 Through 263	0.7	5.2	0.8	1.1	0.6	-	-	5.8
264 Through 287	0.6	5.2	1.4	0.7	0.2	0.1	-	3.9
288 Months Or More	1.0	6.8	3.3	1.6	0.2	0.1	0.1	8.8
TOTAL FEDERAL MILITARY SERVICE, ACTIVE AND INACTIVE								
11 Months Or Less	4.8	-	-	0.1	0.6	2.3	21.3	-
12 Through 23	11.6	-	-	0.4	4.2	9.1	42.3	-
24 Through 47	13.5	-	-	0.6	3.0	31.9	23.6	-
48 Through 71	9.2	-	-	0.3	2.4	28.3	6.5	-
72 Through 95	4.3	-	-	0.6	3.8	10.1	2.8	0.6
96 Through 119	3.1	-	0.7	0.4	4.2	5.7	1.8	1.0
120 Through 143	3.2	-	1.4	2.2	6.8	2.7	0.3	4.6
144 Through 167	16.7	5.5	11.0	22.6	37.0	6.3	0.6	13.6
168 Through 191	20.3	22.1	45.8	49.1	27.1	2.6	0.3	30.5
192 Through 215	5.9	18.8	14.1	12.2	6.9	0.7	0.2	14.3
216 Through 239	2.9	14.8	11.0	4.6	2.3	0.1	0.1	12.7
240 Through 263	1.3	8.6	3.3	2.1	0.9	-	0.1	7.1
264 Through 287	1.0	8.6	3.0	2.1	0.3	0.1	-	5.5
288 Months Or More	2.2	21.6	9.7	2.7	0.5	0.1	0.1	10.1
COMPONENT AND SEX								
Male, Regular	15.8	82.0	53.4	28.7	11.1	7.3	1.6	-
Male, Reserve; Definite Tour	33.4	1.1	1.7	3.9	9.2	50.4	90.7	-
Male, Reserve; Indefinite Tour	45.9	16.9	44.0	65.6	76.8	39.0	6.0	-
Warrant Officer	2.6	-	-	-	-	-	-	100.0
Female	2.3	-	0.9	1.8	2.9	3.3	1.7	-
AERONAUTICAL RATING AND FLYING STATUS								
Pilot - On Flying Status	34.6	52.6	37.8	42.8	39.5	36.3	19.3	-
Pilot - Not On Flying Status	3.1	3.4	3.6	3.6	5.5	1.6	1.2	-
Observer - On Flying Status	12.7	3.1	6.1	9.3	13.1	19.8	11.0	-
Observer - Not On Flying Status	1.8	2.6	1.0	2.9	3.6	0.5	0.5	-
Dual Rated - On Flying Status	2.7	5.0	2.8	4.5	4.7	1.3	0.2	-
Dual Rated - Not On Flying Status	0.1	-	-	0.2	0.2	0.1	-	-
Neither Pilot Or Observer	45.0	33.3	48.7	36.7	33.4	40.4	67.8	100.0

TABLE 167— USAF OFFICERS BY GRADE IN WHICH SERVING, BY SELECTED CHARACTERISTICS AND ATTITUDES, WORLDWIDE — 31 MAY 1956 (CONTINUED)

(Table below is a modification of Table 175 and includes portions of Tables 172, 173, 177, and 179, FY1955, it also contains new data)

SELECTED CHARACTERISTICS AND ATTITUDES	OFFICER STRENGTH	GRADE IN WHICH SERVING						
		Colonel	Lieutenant Colonel	Major	Captain	First Lieutenant	Second Lieutenant	Warrant Officer
OFFICER - TOTAL	141,680	4,647	9,179	21,847	39,672	37,252	25,102	3,981
PER CENT - TOTAL	100.0	100.0	100.0	100.0	100.0	100.0	100.0	100.0
CAREER PLANS								
Yes, Plan Air Force Career	65.1	89.6	93.7	94.3	84.2	46.4	20.7	95.8
No, Will Separate	19.3	0.3	1.2	1.4	7.8	32.5	44.7	1.9
Undecided	15.6	10.1	5.1	4.3	8.0	21.1	34.6	2.3
REASON FOR ORIGINAL TOUR								
Do Not Remember	1.6	2.1	2.2	1.1	2.0	1.3	1.2	5.5
Drafted	6.3	1.6	7.2	8.8	11.7	3.3	0.5	9.6
Unpleasant Civilian Situation	0.5	0.3	0.5	0.4	0.4	0.7	0.4	1.0
Travel, Adventure, etc.	2.9	2.6	3.4	2.3	2.3	3.2	2.6	9.6
Preferred Joining The Air Force	20.1	5.2	10.3	11.9	14.1	29.2	30.4	12.3
Carrer Opportunities	8.4	14.9	11.2	8.7	7.7	8.0	6.9	12.3
Pay And Fringe Benefits	0.3	0.8	-	0.2	0.4	0.3	0.2	0.3
Education And Technical Training	1.8	0.5	1.8	1.6	1.5	2.0	1.8	5.5
Needed A Job	0.5	0.5	0.6	0.5	0.5	0.3	0.2	2.9
Advantages Of The GI Bill	0.5	-	0.1	-	0.3	1.0	0.7	-
Patriotic Reasons	11.4	17.2	21.9	20.4	17.0	4.0	1.7	9.0
Friends, Relatives Recommended It	0.6	0.8	0.7	0.6	0.4	0.6	0.7	1.0
Aviation And Flying	31.7	38.1	25.8	33.4	32.7	29.4	35.6	12.7
Security Of Air Force Life	1.1	1.6	1.6	1.2	1.1	0.9	0.2	7.2
Help Become Mature And Self-Reliant	0.9	-	-	0.4	0.5	1.3	1.8	2.0
Other	11.4	13.8	12.7	8.5	7.4	14.5	15.1	9.1
CAREER PLANS WHEN FIRST ENTERED THE AIR FORCE								
Make Air Force A Career	23.9	55.6	36.2	29.9	25.4	17.7	13.2	40.8
Stay In AF A While Longer Than Obligated Tour	3.2	1.8	2.1	1.7	1.8	4.6	5.3	1.3
Serve Minimum Tour	18.7	8.4	8.1	8.0	11.2	28.8	31.6	10.8
Hadn't Thought About It	3.3	3.1	3.9	3.3	3.6	3.3	2.1	6.5
Undecided At That Time	25.3	12.3	12.0	9.8	12.1	38.2	47.1	21.4
Entered During WWII	25.6	18.8	37.7	47.3	45.9	7.4	0.7	19.2
AF CAREER ADVANTAGES SUPERIOR TO THOSE OF CIVILIAN LIFE								
Yes	37.7	36.7	41.7	50.0	48.6	28.4	20.7	54.9
No	31.9	34.6	25.2	20.1	22.2	40.0	47.8	22.4
Both About Equal	25.4	22.8	28.7	25.3	25.0	27.2	24.2	15.9
No Opinion	5.0	5.9	4.4	4.6	4.2	4.4	7.3	6.8
REASON FOR STAYING IN OR LEAVING THE AIR FORCE								
Like Military Life	17.3	32.1	30.5	26.0	21.6	10.5	4.8	24.7
Like Flying And Aviation	22.6	22.5	17.8	22.0	24.9	22.6	24.5	2.0
Like Job And Duty Assignments	9.6	11.8	17.9	14.7	11.2	6.9	3.2	13.4
Adventure, Travel, New Experiences	1.8	0.5	1.2	1.2	1.7	2.3	2.1	1.0
Retirement Benefits And Equity	12.8	14.6	18.1	20.3	16.8	6.2	3.2	43.5
Prestige	1.1	5.2	2.0	1.2	1.2	0.7	0.4	0.3
Pay, Allowance, Fringe Benefits	5.2	5.2	3.8	5.4	6.8	5.3	3.1	4.5
Training And Education	3.4	2.1	2.4	2.2	3.3	5.0	3.3	1.6
Don't Like Military Life	1.7	0.3	0.1	0.2	0.9	2.4	4.1	0.3
Civilian Life Offers More	8.9	1.0	1.4	1.0	4.5	13.8	20.3	0.3
Going To School Or College	2.4	-	-	0.1	0.2	4.7	5.8	0.3
Don't Like My Air Force Job	2.4	-	0.1	0.5	0.7	3.9	6.2	-
Personal Freedom Is Limited	0.9	-	-	0.2	0.6	1.4	2.2	-
More Money In Civilian Life	1.3	0.5	-	0.3	0.6	1.9	3.1	0.3
AF Life Unsuited For Family Life	1.9	0.3	0.3	0.6	0.7	3.2	4.1	0.3
Frequent Separations From Family	0.9	-	0.1	0.7	0.5	1.5	1.2	0.3
Other Reasons	5.8	3.9	4.3	3.4	3.8	7.7	8.4	7.2

TABLE 167 — USAF OFFICERS BY GRADE IN WHICH SERVING, BY SELECTED CHARACTERISTICS AND ATTITUDES, WORLDWIDE — 31 MAY 1956 (CONTINUED)

(Table below is a modification of Table 175, and includes portions of Tables 172, 173, 177, and 179, FY 1955, it also contains new data)

SELECTED CHARACTERISTICS AND ATTITUDES	OFFICER STRENGTH	GRADE IN WHICH SERVING						
		Colonel	Lieutenant Colonel	Major	Captain	First Lieutenant	Second Lieutenant	Warrant Officer
OFFICER - TOTAL	141,680	4,647	9,179	21,847	39,672	37,252	25,102	3,981
PER CENT - TOTAL	100.0	100.0	100.0	100.0	100.0	100.0	100.0	100.0
PERSONAL SITUATION IN AIR FORCE IMPROVED DURING LAST 12 MONTHS								
Have Been In AF Less Than A Year	8.6	0.8	0.4	0.5	1.7	4.4	35.8	0.6
Yes, Much Better Now	18.4	14.2	15.4	16.6	18.1	18.4	21.6	20.1
Yes, Slightly Better Now	25.6	14.2	19.1	23.7	27.5	32.2	19.5	26.0
About The Same	33.6	54.6	47.3	42.7	36.8	31.3	15.8	39.3
No, Slightly Worse Now	9.5	13.6	11.6	11.8	11.2	8.9	4.5	10.1
No, Much Worse Now	4.3	2.6	6.2	4.7	4.7	4.8	2.8	3.9
CIVILIAN PLANS								
Attend Full-Time School	3.7	-	0.4	0.2	1.1	7.6	7.2	0.3
Both School And Work	2.9	0.3	-	0.2	0.5	5.5	6.9	0.3
Job Similar To AF Background	2.1	-	0.9	0.5	0.9	4.0	3.7	1.0
Job Different From AF Background	2.7	-	-	0.2	0.3	4.9	6.8	0.7
Return To Old Job Which Is Similar To AF Background	1.5	-	0.3	0.3	1.8	1.2	3.1	-
Return To Old Job Which Is Different From AF Background	3.2	-	0.1	0.1	0.3	3.8	11.3	-
Going Into Business For Self	2.6	0.3	0.6	0.4	2.2	4.4	4.0	1.0
Other	1.4	0.3	0.8	0.2	1.4	1.8	2.5	-
Remaining In AF Or Undecided	79.9	99.1	96.9	97.9	91.5	66.8	54.5	96.7
PREFER DIFFERENT AIR FORCE JOB								
No	60.0	66.1	64.6	59.1	61.7	54.5	61.1	72.2
Yes, Different Specialty, Same Field	12.8	5.0	7.8	11.6	13.3	16.1	12.8	4.9
Yes, Different Occupational Field	16.5	17.2	14.7	14.5	13.6	20.0	19.7	5.6
Yes, Same Specialty, Different Duty	10.7	11.7	12.9	14.8	11.4	9.4	6.4	17.3
WORKING IN PRIMARY AFSC								
Yes	73.1	64.6	72.9	74.1	76.9	80.5	57.4	79.9
No	26.9	35.4	27.1	25.9	23.1	19.5	42.6	20.1
EMPLOYED WHEN LAST A CIVILIAN								
No, Was Not Employed	6.8	12.6	6.7	6.3	5.9	7.7	6.0	11.7
Yes, For 6 Months Or Less	13.7	3.9	4.0	7.4	7.4	17.6	28.6	8.4
Yes, For 7 To 12 Months	11.4	7.1	8.7	8.9	9.8	10.0	18.9	14.9
Yes, For 13 Months Or More	37.7	51.2	57.2	57.1	53.7	20.7	10.3	52.0
Was In School Full Time	12.9	11.6	10.6	8.3	10.2	20.1	12.9	5.2
Was In School And Employed Part-Time	17.5	13.6	12.8	12.0	13.0	23.9	23.3	7.8
PERMANENT RESIDENCE BEFORE ENTRANCE ON ACTIVE DUTY								
Rural Area	10.1	7.4	8.9	8.6	10.4	10.4	10.2	18.5
Town, Less Than 2,500 People	8.6	8.1	8.7	10.0	9.7	8.0	6.3	11.7
Town, Between 2,500 And 25,000 People	25.3	27.3	24.0	25.2	26.3	26.2	22.9	25.7
City, Between 25,00 And 100,000 People	19.9	17.6	21.6	20.0	19.1	19.8	21.2	18.5
City, More Than 100,000 People	36.1	39.6	36.8	36.2	34.5	35.6	39.4	25.6

TABLE 167 — USAF OFFICERS BY GRADE IN WHICH SERVING, BY SELECTED CHARACTERISTICS AND ATTITUDES, WORLDWIDE — 31 MAY 1956 (CONTINUED)

(Table below is a modification of Table 175, and includes portions of Tables 172, 173, 177, and 179, FY 1955, it also contains new data)

SELECTED CHARACTERISTICS AND ATTITUDES	OFFICER STRENGTH	GRADE IN WHICH SERVING						
		Colonel	Lieutenant Colonel	Major	Captain	First Lieutenant	Second Lieutenant	Warrant officer
OFFICER - TOTAL	141,680	4,647	9,179	21,847	39,672	37,252	25,102	3,981
PER CENT - TOTAL	100.0	100.0	100.0	100.0	100.0	100.0	100.0	100.0
DATE AWARDED COMMISSION								
Prior To 1951	51.3	98.9	97.7	96.2	84.5	11.3	1.3	9.8
During:								
1951	3.6	0.8	0.7	0.9	4.0	9.0	0.2	-
1952	4.5	0.3	0.9	1.2	1.8	14.4	0.4	0.3
1953	8.9	-	0.5	1.0	2.2	31.0	1.1	1.3
1954	14.1	-	0.1	0.4	4.9	30.1	26.3	0.7
1955	13.7	-	0.1	0.3	2.4	3.7	63.4	-
1956	1.6	-	-	-	0.2	0.5	7.3	-
No Commission	2.3	-	-	-	-	-	-	87.9
HOW OBTAINED COMMISSION								
USMA Or USNA	3.6	15.6	4.0	2.0	3.5	4.0	2.4	1.3
Aviation Cadet Or Flying Cadet	41.4	41.2	40.3	56.7	55.0	35.1	23.7	2.6
Officers' Candidate School	10.1	2.6	13.7	21.5	13.4	5.6	3.1	3.6
ROTC	26.2	22.1	13.8	4.4	4.6	38.7	67.1	0.3
Direct Appointment	15.4	14.8	24.8	13.4	22.6	16.3	3.6	4.3
Other	1.0	3.7	3.4	2.0	0.9	0.3	0.1	-
No Commission	2.3	-	-	-	-	-	-	87.9
INITIAL ENTRY ON ACTIVE DUTY AS COMMISSIONED OFFICER								
Prior to 1 July 1951	52.4	99.5	98.5	96.8	86.8	11.9	1.8	10.1
1 July 1951 Through 30 June 1952	3.7	-	0.8	0.8	2.6	10.7	0.4	0.3
1 July 1952 Through 30 June 1953	6.2	-	0.5	1.2	2.0	21.0	0.5	1.1
1 July 1953 Through 30 June 1954	9.1	0.3	-	0.7	2.1	31.5	2.0	0.6
1 July 1954 Through 30 June 1955	15.6	-	0.1	0.3	4.9	20.5	47.2	-
Subsequent To 30 June 1955	10.7	0.2	0.1	0.2	1.6	4.4	48.1	-
No Commission	2.3	-	-	-	-	-	-	87.9
OVERSEAS TOUR								
Now Overseas:								
On First Overseas Tour	9.5	1.3	1.4	1.4	6.4	20.8	10.6	2.0
With Previous Overseas Tour	12.9	18.6	24.3	23.0	20.5	3.1	0.6	24.4
Now In Continental US:								
No Previous Overseas Tour	32.5	2.4	1.4	3.3	9.7	50.8	84.8	2.6
With Previous Overseas Tour	45.1	77.7	72.9	72.3	63.4	25.3	4.0	71.0
OVERSEAS STATION ALLOWANCE a/								
No, Assigned Continental US	74.5	77.6	75.8	71.4	69.9	70.6	87.7	76.2
No, And Am Overseas	13.7	12.7	15.1	15.9	15.9	16.1	5.6	9.5
Yes, For Subsistence Only	4.1	3.7	3.2	4.3	6.1	3.4	1.9	6.0
Yes, For Quarters Only	1.9	1.5	0.4	2.3	1.7	2.3	2.2	1.2
Yes, For Both Quarters And Subsistence	5.8	4.5	5.5	6.1	6.4	7.6	2.6	7.1
TYPE OF OVERSEAS TOUR PREFERRED BY MARRIED OFFICERS a/								
Tour Of 3 Years Or More, Family Joining Within 6 Months	94.6	95.5	95.8	94.9	95.0	93.2	93.5	87.9
Tour Of 18 Months, Family Remaining In Continental US	5.4	4.5	4.2	5.1	5.0	6.8	6.5	12.1

TABLE 167— USAF OFFICERS BY GRADE IN WHICH SERVING, BY SELECTED CHARACTERISTICS AND ATTITUDES, WORLDWIDE — 31 MAY 1956 (CONTINUED)

(Table below is a modification of Table 175, and includes portions of Tables 172, 173, 177, and 179, FY 1955, it also contains new data)

SELECTED CHARACTERISTICS AND ATTITUDES	OFFICER STRENGTH	GRADE IN WHICH SERVING						
		Colonel	Lieutenant Colonel	Major	Captain	First Lieutenant	Second Lieutenant	Warrant Officer
OFFICER - TOTAL	141,680	4,647	9,179	21,847	39,672	37,252	25,102	3,981
PER CENT - TOTAL	100.0	100.0	100.0	100.0	100.0	100.0	100.0	100.0
MONTHS OVERSEAS ON LAST OVERSEAS TOUR a/								
11 Months Or Less	13.0	6.7	10.2	17.4	22.5	10.5	1.4	13.4
12 To 17 Months	11.9	18.2	13.3	20.8	16.9	7.9	1.3	11.9
18 To 23 Months	6.6	5.8	16.6	9.5	9.0	3.4	0.6	13.5
24 To 29 Months	8.0	15.0	14.6	15.4	10.9	2.5	0.6	16.4
30 To 35 Months	8.0	27.4	22.0	11.6	9.7	2.7	0.1	14.9
36 Months Or More	10.5	23.2	20.5	20.6	14.9	1.4	0.6	25.3
Am Overseas On First Overseas Tour	9.5	1.3	1.4	1.4	6.4	20.8	10.6	2.0
Never Had An Overseas Tour	32.5	2.4	1.4	3.3	9.7	50.8	84.8	2.6
RECEIVING QUARTERS ALLOWANCE a/								
Yes, Without Dependents	9.0	2.2	2.8	4.6	5.7	13.3	16.8	2.4
Yes, With Dependents	67.5	53.7	77.4	78.8	77.1	61.5	47.7	89.3
No, But Government Quarters Are Provided For Family	11.1	39.6	17.8	13.0	12.8	8.1	2.5	8.3
No	12.4	4.5	2.0	3.6	4.4	17.1	33.0	-
DEPENDENTS SHARING QUARTERS a/								
1 Dependent	16.5	12.7	15.1	12.5	10.8	20.6	24.5	17.9
2 Dependents	18.6	21.6	17.1	12.2	19.3	23.5	15.8	21.4
3 Dependents	20.9	29.9	28.3	29.9	28.0	15.0	5.2	25.0
4 Dependents	11.8	21.6	18.7	21.6	15.9	4.3	1.7	15.5
5 Or More Dependents	6.6	8.2	10.4	11.8	10.0	2.1	1.1	7.1
Dependents Not Sharing Quarters	4.8	0.8	3.2	5.6	7.1	3.4	2.8	11.9
No Dependents	20.8	5.2	7.2	6.4	8.9	31.1	48.9	1.2
TAKE DEPENDENTS WITH YOU ON MOST RECENT OVERSEAS TOUR a/								
Never Had An Overseas Tour	32.5	2.4	1.4	3.3	9.7	50.8	84.8	2.6
Now Overseas On First Overseas Tour	9.5	1.3	1.4	1.4	6.4	20.8	10.6	2.0
Had No Dependents At That Time	9.7	6.3	10.2	12.2	12.1	10.3	2.4	5.1
Yes, Concurrently	4.8	21.9	11.1	7.9	6.4	1.0	0.1	5.1
Yes, Joined Less Than 4 Months Later	8.0	10.9	16.1	15.2	11.4	3.0	0.4	13.8
Yes, Joined 4 To 6 Months Later	8.5	18.0	14.8	15.0	11.8	3.0	0.1	28.8
Yes, Joined More Than 6 Months Later	8.9	18.8	20.4	16.3	12.0	2.6	0.5	13.8
No, My Dependents Never Joined Me Overseas	18.1	20.4	24.6	28.7	30.2	8.5	1.1	28.8
LOCATION OF DEPENDENTS IN CONT'L US WHILE STATIONED OVERSEAS a/								
Remained At Last Duty Station	2.8	2.3	6.5	5.2	3.8	1.1	0.2	2.4
With Parents Or Relatives	5.7	3.9	9.4	7.0	7.8	4.8	1.7	3.6
Established Residence At Some Other Location	5.3	8.4	6.5	8.3	8.1	2.7	0.3	8.4
Remained At Permanent Home Address	6.1	6.2	5.2	9.8	10.5	2.4	0.7	13.3
Had No Dependents Or They Had Joined Me Overseas	80.1	79.2	72.4	69.7	69.8	89.0	97.1	72.3

TABLE 167 - USAF OFFICERS BY GRADE IN WHICH SERVING, BY SELECTED CHARACTERISTICS AND ATTITUDES, WORLDWIDE - 31 MAY 1956 (CONTINUED)

(Table below is a modification of Table 175, and includes portions of Tables 172, 173, 177, and 179, FY 1955, it also contians new data)

SELECTED CHARACTERISTICS AND ATTITUDES	OFFICER STRENGTH	GRADE IN WHICH SERVING						
		Colonel	Lieu-tenant Colonel	Major	Captain	First Lieu-tenant	Second Lieu-tenant	Warrant Officer
OFFICER - TOTAL	141,680	4,647	9,179	21,847	39,672	37,252	25,102	3,981
PER CENT - TOTAL	100.0	100.0	100.0	100.0	100.0	100.0	100.0	100.0
REASON DEPENDENTS DID NOT JOIN YOU OVERSEAS a/								
Housing Not Available	2.7	1.5	3.2	5.1	4.1	1.2	0.5	4.9
Housing Available, But Quality Or Cost And Distance Made Them Unacceptable	1.5	0.8	3.7	1.8	1.7	1.2	0.3	2.4
Station Was Too Isolated	1.6	1.5	2.0	1.4	2.6	1.4	0.5	2.4
Preferred Them In Cont'l US To Qualify For Short Overseas Tour	0.7	-	0.9	0.4	1.0	0.7	0.3	2.4
Personnel In My Grade Were Not Authorized Dependents Travel or Support	0.6	0.8	0.8	0.9	0.4	0.5	0.3	-
Dependents Not Authorized Under My Type Of Tour	10.5	13.8	13.4	16.2	16.9	5.5	0.9	9.8
Military, Political, Or Climate Unfavorable	1.0	2.3	1.3	0.9	1.7	0.3	0.2	4.9
Personal Reasons	1.6	0.8	2.0	2.5	2.6	0.8	0.5	2.4
Had No Dependents Or They Had Joined Me Overseas	79.8	78.5	72.7	70.8	69.0	88.4	96.5	70.8
IMMEDIATE FAMILY ATTITUDE ABOUT YOU BEING IN THE AIR FORCE a/								
Like It Very Much	27.1	50.0	43.0	42.1	29.0	16.3	15.0	29.5
Like It	36.9	34.9	37.4	38.2	41.2	32.6	35.2	39.7
Do Not Care Either Way	19.2	12.7	13.2	10.0	15.6	24.8	28.5	16.7
Dislike It	14.3	2.4	4.7	8.0	12.0	22.4	18.7	11.5
Dislike It Very Much	2.5	-	1.7	1.7	2.2	3.9	2.6	2.6
LIVING QUARTERS RELATIONSHIPS a/								
Mostly In Military Community	29.8	35.2	23.5	20.8	25.6	35.8	38.2	22.8
Mostly In Civilian Community	41.8	39.0	47.9	48.1	42.5	38.3	37.4	45.5
Equally In Both Military And Civilian Communities	25.2	25.0	27.3	29.6	30.3	22.5	15.8	30.4
Neither Or Not Applicable	3.2	0.8	1.3	1.5	1.6	3.4	8.6	1.3
RECREATION RELATIONSHIPS a/								
Mostly In Military Community	23.3	32.8	25.8	21.6	23.1	25.0	20.1	20.2
Mostly In Civilian Community	28.4	24.6	29.0	26.5	26.8	30.2	31.0	23.8
Equally In Both Military And Civilian Communities	46.1	41.8	43.2	50.1	48.8	42.7	44.5	52.4
Neither Or Not Applicable	2.2	0.8	2.0	1.8	1.3	2.1	4.4	3.6
INFORMAL SOCIAL RELATIONSHIPS a/								
Mostly In Military Community	36.2	46.3	36.7	31.5	37.9	39.6	33.1	19.1
Mostly In Civilian Community	16.0	14.2	16.7	15.0	12.6	18.1	18.8	21.4
Equally In Both Military And Civilian Communities	46.0	38.8	45.8	52.4	48.9	40.1	43.5	59.5
Neither Or Not Applicable	1.8	0.7	0.8	1.1	0.6	2.2	4.6	-

a/ Based on 2.5 per cent survey of the officers.

Source: Sample Survey, Personnel Statistics Division, Directorate of Statistical Services, DCS/Comptroller.

TABLE 168 — USAF OFFICERS BY GRADE IN WHICH SERVING BY SELECTED CHARACTERISTICS AND ATTITUDES, CONTINENTAL US — 31 MAY 1956

(Table below is a new table)

SELECTED CHARACTERISTICS AND ATTITUDES	OFFICER STRENGTH	GRADE IN WHICH SERVING						
		Colonel	Lieutenant Colonel	Major	Captain	First Lieutenant	Second Lieutenant	Warrant Officer
OFFICER - TOTAL	108,535	3,501	6,642	16,167	29,166	27,711	22,466	2,882
PER CENT - TOTAL	100.0	100.0	100.0	100.0	100.0	100.0	100.0	100.0
LEGAL DEPENDENTS								
No Dependents	20.5	2.6	2.3	4.6	7.0	28.8	48.4	3.5
1 Dependent	18.5	13.3	12.8	10.9	10.7	24.0	29.5	16.5
2 Dependents	20.0	15.9	21.3	15.4	19.0	26.6	16.4	24.8
3 Dependents	22.1	31.8	31.7	34.7	32.6	14.6	4.1	30.0
4 Dependents	12.2	23.4	17.2	22.3	19.9	4.8	1.2	14.3
5 Or More Dependents	6.7	13.0	14.7	12.1	10.8	1.2	0.4	10.9
SEPARATING FROM AIR FORCE AND PROSPECTS IN CIVILIAN LIFE								
Satisfied With Military Service:								
Very Good Civilian Prospects	5.4	0.3	0.9	0.7	1.9	8.0	12.4	0.4
Fairly Good Civilian Prospects	4.1	-	0.7	0.4	0.9	6.7	9.4	0.9
Dissatisfied With Military Service:								
Very Good Civilian Prospects	6.5	-	0.2	0.6	4.1	9.9	13.0	-
Fairly Good Civilian Prospects	3.9	-	0.8	0.4	0.9	8.3	7.0	0.9
Other Reasons	1.3	-	0.2	0.4	0.5	2.1	2.6	-
Staying In Air Force or Undecided	78.8	99.7	97.2	97.5	91.7	65.0	55.6	97.8
LENGTH OF ORIGINAL OBLIGATED TOUR								
Under 2 Years, Including "Not Applicable"	48.7	90.9	89.9	86.8	72.6	16.7	8.1	80.8
2 Years	12.5	0.3	1.2	2.9	9.4	23.3	16.9	0.9
3 Years	29.8	5.5	6.1	5.5	13.8	41.5	64.6	14.8
4 Years	6.8	1.0	0.5	1.1	1.7	16.2	9.7	1.3
Other	2.2	2.3	2.3	3.7	2.5	2.3	0.7	2.2
AERONAUTICAL RATING AND FLYING STATUS								
Pilot:								
On Flying Status	34.0	51.3	39.4	42.3	40.0	36.2	18.3	-
Not On Flying Status	2.7	4.5	3.6	3.3	4.7	1.2	1.1	-
Observer:								
On Flying Status	14.2	3.6	6.4	10.7	15.3	22.6	11.2	-
Not On Flying Status	1.5	2.6	1.0	2.5	2.9	0.5	0.4	-
Both Pilot And Observer:								
On Flying Status	3.1	5.2	3.1	5.5	5.6	1.5	0.2	-
Not On Flying Status	0.1	-	-	0.3	0.2	0.1	-	-
Neither Pilot Nor Observer	44.4	32.8	46.5	35.4	31.3	37.9	68.8	100.0
PILOT Z/I - TOTAL	44,062	2,142	3,162	8,480	15,025	10,841	4,412	-
PER CENT - TOTAL	100.0	100.0	100.0	100.0	100.0	100.0	100.0	-
DESIRABLE ASPECTS OF BEING AN AIR FORCE PILOT								
Enjoy Flying	49.0	44.2	36.4	42.0	48.9	54.9	58.2	-
Accomplishing Tough, Skillful Job	20.2	21.8	22.1	24.0	19.7	18.9	16.1	-
Prestige	1.8	2.1	1.5	1.4	2.3	1.6	1.3	-
Travel Opportunities	0.6	1.1	0.4	0.3	0.5	0.8	1.3	-
Increases My Education	1.7	-	0.4	0.3	0.6	2.9	6.4	-
Patriotic Reasons	1.9	1.6	2.3	2.2	2.3	1.0	1.8	-
Extra Pay	12.9	12.2	12.8	16.3	14.7	10.9	6.7	-
Job Advancement Through Flying	9.9	14.9	23.3	12.1	8.6	6.8	5.9	-
Civilian Opportunities Later On	0.7	-	-	0.1	0.5	1.3	1.5	-
Other Reasons	1.3	2.1	0.8	1.3	1.9	0.9	0.8	-

Source: Sample Survey, Personnel Statistics Division, Directorate of Statistical Services, DCS/Comptroller.

434177 O - 57 - 24

TABLE 169 — USAF OFFICERS BY GRADE IN WHICH SERVING BY SELECTED CHARACTERISTICS AND ATTITUDES, OVERSEAS — 31 MAY 1956

(Table below is a new table)

SELECTED CHARACTERISTICS AND ATTITUDES	OFFICER STRENGTH	GRADE IN WHICH SERVING						
		Colonel	Lieutenant Colonel	Major	Captain	First Lieutenant	Second Lieutenant	Warrant Officer
OFFICER - TOTAL	33,145	1,146	2,537	5,680	10,506	9,541	2,636	1,099
PER CENT - TOTAL	100.0	100.0	100.0	100.0	100.0	100.0	100.0	100.0
LEGAL DEPENDENTS								
No Dependents	19.8	1.3	2.5	2.1	10.3	36.4	59.7	5.1
1 Dependent	14.6	13.3	11.5	9.9	10.3	19.9	25.8	14.1
2 Dependents	17.0	6.7	20.0	15.0	16.0	22.4	10.5	11.5
3 Dependents	23.1	36.0	29.0	34.4	28.2	13.7	3.6	25.7
4 Dependents	15.6	26.7	21.0	22.2	22.4	4.7	0.4	29.5
5 Or More Dependents	9.9	16.0	16.0	16.4	12.8	2.9	-	14.1
SEPARATING FROM AIR FORCE AND PROSPECTS IN CIVILIAN LIFE								
Satisfied With Military Service:								
Very Good Civilian Prospects	3.6	-	0.5	0.5	2.4	5.3	12.5	1.3
Fairly Good Civilian Prospects	2.1	-	-	0.5	0.5	4.2	7.3	-
Dissatified With Military Service:								
Very Good Civilian Prospects	5.7	-	-	0.9	4.6	9.0	16.1	1.3
Fairly Good Civilian Prospects	3.2	-	-	0.2	1.0	6.9	9.7	-
Other Reasons	2.0	-	0.5	0.9	0.9	3.8	5.2	-
Staying In Air Force Or Undecided	83.4	100.0	99.0	97.0	90.6	70.8	49.2	97.4
LENGTH OF ORIGINAL OBLIGATED TOUR								
Under 2 Years, Including "Not Applicable"	57.1	88.0	87.5	85.2	74.3	21.8	8.9	79.5
2 Years	14.2	1.3	3.5	2.6	10.8	25.1	31.9	-
3 Years	19.2	5.4	7.0	6.7	12.2	34.2	37.5	16.7
4 Years	7.5	4.0	0.5	1.6	1.0	17.4	21.0	1.3
Other	2.0	1.3	1.5	3.9	1.7	1.5	0.8	2.5
AERONAUTICAL RATING AND FLYING STATUS								
Pilot:								
On Flying Status	37.1	54.7	33.0	45.0	38.5	36.9	28.2	-
Not On Flying Status	4.4	1.3	2.5	4.4	7.5	2.6	2.0	-
Observer:								
On Flying Status	7.6	1.3	5.5	4.9	7.4	11.0	9.3	-
Not On Flying Status	2.8	2.7	1.0	3.7	5.5	0.7	0.4	-
Both Pilot And Observer:								
On Flying Status	1.6	4.0	2.5	1.6	2.4	0.7	-	-
Not On Flying Status	0.1	-	-	-	0.3	-	-	-
Neither Pilot Nor Observer	46.4	36.0	55.5	40.4	38.4	48.1	60.1	100.0
PILOT O/S - TOTAL	13,947	703	1,079	2,706	5,250	3,435	774	-
PER CENT - TOTAL	100.0	100.0	100.0	100.0	100.0	100.0	100.0	100.0
DESIRABLE ASPECTS OF BEING AN AIR FORCE PILOT								
Enjoy Flying	53.1	43.2	35.5	46.1	49.9	65.6	70.3	-
Accomplishing Tough, Skillful Job	21.6	36.4	25.0	20.7	24.8	16.7	10.8	-
Prestige	1.7	-	1.3	1.9	2.7	1.1	-	-
Travel Opportunities	0.9	2.3	-	0.9	0.5	1.1	2.7	-
Increases My Education	1.1	-	-	0.9	-	2.2	5.4	-
Patriotic Reasons	1.7	4.5	9.2	1.8	0.5	0.7	1.3	-
Extra Pay	11.5	4.5	13.2	18.9	12.4	7.6	1.3	-
Job Advancement Through Flying	7.1	6.8	15.8	8.3	7.7	4.0	4.1	-
Civilian Opportunities Later On	0.6	-	-	0.5	-	0.7	4.1	-
Other Reasons	0.7	2.3	-	-	1.5	0.3	-	-

Source: Sample Survey, Personnel Statistics Division, Directorate of Statistical Services, DCS/Comptroller.

TABLE 170 – USAF MALE COMMISSIONED OFFICERS BY COMPONENT AND CAREER INTENT, BY SELECTED CHARACTERISTICS AND ATTITUDES, WORLDWIDE – 31 MAY 1956

(Table below is a new table)

SELECTED CHARACTERISTICS AND ATTITUDES	MALE COMMISSIONED OFFICER STRENGTH	REGULAR OFFICERS				NON REGULAR OFFICERS			
		Total	Career Plans			Total	Career Plans		
			Yes	No	Undecided		Yes	No	Undecided
OFFICER - TOTAL	134,447	23,906	20,945	513	2,448	110,541	66,242	25,769	18,530
PER CENT - TOTAL		100.0	87.6	2.2	10.2	100.0	59.9	23.3	16.8
GRADE IN WHICH SERVING									
Colonel	4,644	3,810	88.9	-	11.1	834	92.8	1.4	5.8
Lieutenant Colonel	9,093	4,902	92.0	0.5	7.5	4,191	95.5	2.0	2.5
Major	21,596	6,328	92.4	0.8	6.8	15,268	95.0	1.8	3.2
Captain	38,494	5,716	86.2	2.5	11.3	32,778	84.1	8.6	7.3
First Lieutenant	36,009	2,736	74.6	10.9	14.5	33,273	44.6	34.3	21.1
Second Lieutenant	24,611	414	51.4	2.7	45.9	24,197	20.4	45.4	34.2
MARITAL STATUS									
Never Married	26,223	1,307	72.5	6.9	20.6	24,916	27.8	43.4	28.8
Married	106,639	22,317	88.5	1.9	9.6	84,322	69.2	17.6	13.2
Other	1,585	282	90.9	-	9.1	1,303	73.6	10.9	15.5
PERSONAL SITUATION IN AF IMPROVED DURING LAST YEAR									
Yes, Much Better Now	24,467	3,287	93.7	0.4	5.9	21,180	69.4	16.9	13.7
Yes, Slightly Better Now	34,749	5,559	92.1	1.4	6.5	29,190	63.5	20.7	15.8
About the Same	45,212	10,374	89.2	2.2	8.6	34,838	68.6	19.6	11.8
No, Slightly Worse Now	12,774	3,068	78.7	2.1	19.2	9,706	62.1	21.4	16.5
No, Much Worse Now	5,925	1,297	64.4	7.9	27.7	4,628	41.3	35.9	22.8
Been In AF Less Than 12 Months	11,320	321	76.0	8.0	16.0	10,999	10.4	50.8	38.8
AF CAREER ADVANTAGES SUPERIOR TO THOSE OF CIVILIAN LIFE									
Yes	49,307	8,615	98.8	-	1.2	40,692	90.6	3.0	6.4
No	43,855	7,601	72.8	5.9	21.3	36,254	24.1	54.7	21.2
Both About Equal	34,645	6,663	89.8	1.0	9.2	27,982	63.6	13.8	22.6
No Opinion	6,640	1,027	90.0	-	10.0	5,613	49.7	15.8	34.5
CAREER PLANS WHEN FIRST ENTERED THE AIR FORCE									
Make AF a Career	32,077	9,983	85.8	1.9	12.3	22,094	83.0	7.0	10.0
Stay In AF a While Longer Than Obligated Tour	4,295	387	90.0	10.0	-	3,908	42.0	31.3	26.7
Serve Minimum Tour	25,468	1,924	87.2	3.4	9.4	23,544	27.2	54.4	18.4
Hadn't Thought About It	4,294	685	98.1	1.9	-	3,609	71.4	15.3	13.3
Was Undecided	33,271	3,397	78.0	4.9	17.1	29,874	38.9	31.2	29.9
Entered During WW II	35,042	7,530	93.1	0.5	6.4	27,512	93.4	1.0	5.6
REASON FOR ORIGINAL TOUR									
Do Not Remember	2,041	310	100.0	-	-	1,731	75.7	8.3	16.0
Drafted	8,542	1,317	96.1	1.0	2.9	7,225	77.0	13.7	9.3
Unpleasant Civilian Situation	623	142	81.8	-	18.2	481	70.0	7.5	22.5
Travel, Adventure, etc	2,864	568	93.2	2.3	4.5	2,296	68.6	19.9	11.5
Preferred AF To Other Services	27,634	2,725	83.9	3.8	12.3	24,909	38.8	41.0	20.2
Career Opportunities	10,573	3,216	83.5	2.4	14.1	7,357	77.6	10.1	12.3
Pay and Fringe Benefits	379	90	42.8	14.3	42.9	289	50.0	33.3	16.7
Education and Technical Training	2,306	310	75.0	8.3	16.7	1,996	65.6	18.7	15.7
Needed a Job	533	52	75.0	-	25.0	481	80.0	10.0	10.0
Advantage of GI Bill	630	77	83.3	-	16.7	553	60.9	17.4	21.7
Patriotic Reasons	15,291	3,642	87.9	0.7	11.4	11,649	88.2	5.7	6.1
Friends, Relatives Recommended It	749	220	88.2	5.9	5.9	529	54.5	25.0	20.5
Aviation and Flying	44,436	8,382	90.5	1.5	8.0	36,054	64.2	15.7	20.1
Security of AF Life	1,254	220	94.1	-	5.9	1,034	89.5	5.8	4.7
Become Mature and Self-Reliant	1,195	65	60.0	20.0	20.0	1,130	45.8	31.9	22.3
Other Reasons	15,397	2,570	82.9	3.5	13.6	12,827	37.3	44.0	18.7

TABLE 170 — USAF MALE COMMISSIONED OFFICERS BY COMPONENT AND CAREER INTENT BY SELECTED CHARACTERISTICS AND ATTITUDES, WORLDWIDE — 31 MAY 1956 (CONTINUED)

(Table below is a new table)

SELECTED CHARACTERISTICS AND ATTITUDES	MALE COMMISSIONED OFFICER STRENGTH	REGULAR OFFICERS				NON-REGULAR OFFICERS			
		Total	Career Plans			Total	Career Plans		
			Yes	No	Undecided		Yes	No	Undecided
OFFICER - TOTAL	134,447	23,906	20,945	513	2,448	110,541	66,242	25,769	18,530
PER CENT - TOTAL	-	100.0	87.6	2.2	10.2	100.0	59.9	23.3	16.8
CONDITIONS AFFECTING YOUR ATTITUDE TOWARD THE AF									
Personal Life;									
Dependents Medicare, Housing, BOQ Facilities, Leave, etc.	31,559	4,978	83.6	3.1	13.3	26,581	51.0	27.4	21.6
Job Conditions;									
Training, Workload, Job Assignments, etc.	35,556	5,094	86.8	2.8	10.4	30,462	46.3	34.2	19.5
Career;									
Promotion Opportunities, Retirement Policies, etc.	67,332	13,834	89.2	1.6	9.2	53,498	72.2	14.9	12.9
REASON FOR STAYING IN OR LEAVING THE AIR FORCE									
For Staying In;									
Like Military Life	23,014	6,239	95.6	-	4.4	16,775	94.5	0.9	4.6
Like Flying And Aviation	31,988	6,368	94.1	0.4	5.5	25,620	72.7	7.9	19.4
Like Job And Duty Assignments	12,554	2,938	92.1	0.9	7.0	9,616	87.3	3.2	9.5
Adventure, Travel, New Experiences	1,975	336	88.5	-	11.5	1,639	58.8	11.0	30.2
Retirement Benefits And Equity	16,250	2,886	94.2	-	5.8	13,364	93.7	0.8	5.5
Prestige	1,545	557	87.2	-	12.8	988	84.1	4.9	11.0
Pay, Allowance, Fringe Benefits.	6,873	1,281	92.0	-	8.0	5,592	75.5	7.3	17.2
Training And Education	4,492	997	80.5	-	19.5	3,495	59.3	10.3	30.4
For Leaving;									
Don't Like Military Life	2,294	65	40.0	20.0	40.0	2,229	1.5	92.0	6.5
Civilian Life Offers More	12,406	608	14.9	40.4	44.7	11,798	8.2	80.2	11.6
Going To School Or College	3,126	65	-	-	100.0	3,061	0.6	70.0	29.4
Don't Like My AF Job	3,370	116	22.2	33.3	44.5	3,254	3.3	64.1	32.6
Personal Freedom Is Limited	1,289	-	-	-	-	1,289	3.7	71.0	25.3
More Money In Civilian Life	1,815	104	37.5	-	62.5	1,711	2.8	68.3	28.9
AF Life Unsuited For Family Life	2,638	168	15.4	30.8	53.8	2,470	2.4	72.2	25.4
Frequent Separations From Family	1,186	65	40.0	-	60.0	1,121	20.4	43.0	36.6
Other Reasons	7,632	1,113	51.2	9.3	39.5	6,519	22.4	46.6	31.0
DATE OF ENTRY ON ACTIVE DUTY AS COMMISSIONED OFFICER									
Prior To 1 July 1951	72,948	20,496	90.7	0.6	8.7	52,452	92.9	1.7	5.4
1 July 1951 Through 30 June 1952	4,742	888	62.3	17.0	20.7	3,854	74.5	9.7	15.8
1 July 1952 Through 30 June 1953	8,289	1,119	85.0	5.8	9.2	7,170	56.3	23.2	20.5
1 July 1953 Through 30 June 1954	12,474	708	76.3	10.9	12.8	11,766	39.9	38.9	21.2
1 July 1954 Through 30 June 1955	21,521	502	43.7	10.1	46.2	21,019	18.3	55.3	26.4
After 30 June 1955	14,473	193	46.7	13.3	40.0	14,280	14.7	46.2	39.1
WORKING IN PRIMARY AFSC									
Yes;									
Do Not Prefer Different Job	61,501	10,746	86.9	1.7	11.4	50,755	65.7	21.0	13.3
Prefer Different Job --									
Same Specialty And Field	12,678	1,769	87.3	5.4	7.3	10,909	58.6	21.8	19.6
Change Occupational Field	12,774	2,260	85.2	3.9	10.9	10,514	48.4	32.6	19.0
Same Specialty, Change Duties	10,576	1,963	85.5	2.7	11.8	8,613	67.1	17.8	15.1
No;									
Do Not Prefer Different Job	18,569	3,306	91.0	2.0	7.0	15,263	54.3	20.7	25.0
Prefer Different Job --									
Same Specialty And Field	4,779	891	91.3	-	8.7	3,888	54.5	25.8	19.7
Change Occupational Field	9,863	2,183	85.2	1.7	13.1	7,680	46.5	37.4	16.1
Same Specialty, Change Duties	3,707	788	93.5	1.6	4.9	2,919	58.6	27.1	14.3

TABLE 170 — USAF MALE COMMISSIONED OFFICERS BY COMPONENT AND CAREER INTENT BY SELECTED CHARACTERISTICS AND ATTITUDES, WORLDWIDE — 31 MAY 1956 (CONTINUED)

(Table below is a new table)

SELECTED CHARACTERISTICS AND ATTITUDES	MALE COMMISSIONED OFFICER STRENGTH	REGULAR OFFICERS				NON-REGULAR OFFICERS			
		Total	Career Plans			Total	Career Plans		
			Yes	No	Undecided		Yes	No	Undecided
OFFICER - TOTAL	134,447	23,906	20,945	513	2,448	110,541	66,242	25,769	18,530
PER CENT - TOTAL	-	100.0	87.6	2.2	10.2	100.0	59.9	23.3	16.8
SEPARATING FROM AIR FORCE AND PROSPECTS IN CIVILIAN LIFE									
Satisfied With Military Life:									
Very Good Civilian Prospects	6,814	103	12.5	75.0	12.5	6,711	2.8	94.7	2.5
Fairly Good Civilian Prospects	4,871	52	50.0	50.0	-	4,819	3.9	93.1	3.0
Dissatisfied With Military Life:--									
Very Good Civilian Prospects	8,773	361	3.6	92.8	3.6	8,412	0.8	96.9	2.3
Fairly Good Civilian Prospects	5,208	103	50.0	37.5	12.5	5,105	2.1	96.0	1.9
Other Reasons For Separating	1,755	77	33.3	50.0	16.7	1,678	1.5	95.7	2.8
Staying In Air Force Or Undecided	107,026	23,210	89.7	-	10.3	83,816	78.3	0.3	21.4
AERONAUTICAL RATING AND FLYING STATUS									
Pilot:									
On Flying Status	50,937	12,324	88.8	1.6	9.6	38,613	72.2	13.7	14.1
Not On Flying Status	2,932	479	82.8	-	17.2	2,453	79.3	11.2	9.5
Observer:									
On Flying Status	19,378	1,980	95.3	-	4.7	17,398	65.0	15.8	19.2
Not On Flying Status	2,225	442	82.8	-	17.2	1,783	84.1	9.9	6.0
Dual Rated:--									
On Flying Status	4,032	1,748	94.7	2.3	3.0	2,284	90.0	2.6	7.4
Not On Flying Status	108	25	66.7	-	33.3	83	90.0	-	10.0
Non-Rated	54,835	6,908	82.7	4.0	13.3	47,927	45.1	35.5	19.4
NON-RATED OFFICER RECEIVING TRNING AS PILOT OR OBSERVER									
No	48,109	6,825	84.3	3.6	12.1	41,284	51.4	34.4	14.2
Yes, Pilot Training	6,949	354	66.7	3.7	29.6	6,595	32.0	31.9	36.1
Yes, Observer Training	3,043	144	63.6	-	36.4	2,899	24.6	35.8	39.6
Am A Rated Officer	76,346	16,583	89.7	1.5	8.8	59,763	71.7	13.6	14.7

Source: Sample Survey, Personnel Statistics Division, Directorate of Statistical Services, DCS/Comptroller.

TABLE 171 — USAF PILOT BY COMPONENT AND CAREER INTENT BY SELECTED CHARACTERISTICS AND ATTITUDES, WORLDWIDE — 31 MAY 1956

(Table below is a new table)

SELECTED CHARACTERISTICS AND ATTITUDES	PILOT STRENGTH	REGULAR OFFICERS				NON-REGULAR OFFICERS			
		Total	Career Plans			Total	Career Plans		
			Yes	No	Undecided		Yes	No	Undecided
PILOTS - TOTAL	58,009	14,576	12,973	231	1,372	43,433	31,706	5,777	5,950
PER CENT - TOTAL	-	100.0	89.0	1.6	9.4	100.0	73.0	13.3	13.7
COMPLETED FORMAL PILOT TRAINING COURSE									
Yes, Have Received It	39,254	10,984	88.8	1.4	9.8	28,270	80.5	8.2	11.3
No:									
Intend To Volunteer	5,850	1,318	92.1	1.0	6.9	4,532	77.7	7.2	15.1
Do Not Intend To Volunteer	5,792	995	81.8	5.2	13.0	4,797	45.5	43.5	11.0
Undecided About Volunteering	4,889	1,008	89.7	1.3	9.0	3,881	60.9	15.8	23.3
In Training Now	1,287	142	100.0	-	-	1,145	50.5	20.0	29.5
Application Pending	937	129	100.0	-	-	808	60.6	16.7	22.7
DESIRABLE ASPECTS OF BEING AN AIR FORCE PILOT									
Enjoy Flying	28,889	6,001	91.5	1.4	7.1	22,888	71.5	13.3	15.2
Accomplishing Tough Skillful Job	11,930	3,375	92.4	0.3	7.3	8,555	79.8	10.6	9.6
Prestige	1,022	259	80.0	5.0	15.0	763	82.3	6.4	11.3
Travel	410	78	66.7	-	33.3	332	59.3	25.9	14.8
Increase Education	891	78	83.3	16.7	-	813	44.0	28.8	27.2
Patriotic Reasons	1,063	362	82.2	3.6	14.2	701	73.7	9.5	16.8
Extra Pay	7,335	2,263	79.5	3.4	17.1	5,072	74.9	14.7	10.4
Job Advancement Through Flying	5,399	1,953	91.5	0.6	7.9	3,446	82.5	6.1	11.4
Civilian Opportunities Later On	371	13	100.0	-	-	358	24.2	41.4	34.4
Other Reasons	699	194	73.3	-	26.7	505	73.2	14.6	12.2
ATTITUDE TOWARD AIRCRAFT IN WHICH CURRENTLY MOST PROFICIENT									
Prefer It To Any Other	8,509	2,114	89.6	1.2	9.2	6,395	77.3	10.1	12.6
Like It, But Would Like To Be Qualified In Another Model Of Aircraft Also	35,085	8,883	89.3	1.8	8.9	26,202	75.5	11.4	13.1
Don't Like It, Prefer Another Model	8,251	1,893	91.1	1.4	7.5	6,358	60.3	22.1	17.6
Other Reasons	6,164	1,686	83.1	1.5	15.4	4,478	74.9	13.6	11.5
TOTAL FLYING HOURS									
Under 250 Hours	1,094	154	91.7	8.3	-	940	46.8	35.4	17.8
250 Through 499	5,170	231	66.7	11.1	22.2	4,939	27.5	42.9	29.6
500 Through 749	3,937	295	82.6	-	17.4	3,642	48.0	24.5	27.5
750 Through 1,499	9,903	1,359	75.5	8.5	16.0	8,544	59.9	20.2	19.9
1,500 Through 1,999	7,074	1,423	84.7	2.7	12.6	5,651	79.4	8.8	11.8
2,000 Through 2,999	12,690	4,115	89.4	-	10.6	8,575	93.3	1.7	5.0
3,000 Through 4,999	14,753	5,871	93.0	0.7	6.3	8,882	94.2	0.8	5.0
5,000 Or More Hours	3,388	1,128	94.3	-	5.7	2,260	95.9	0.4	3.7

Source: Sample Survey, Personnel Statistics Division, D rectorate of Statistical Services, DCS/Comptroller

TABLE 172— USAF MALE COMMISSIONED OFFICERS BY COMPONENT, BY ACTIVE DUTY INTENT WITHIN SOURCE OF COMMISSION, WORLDWIDE — 31 MAY 1956

(Table below is a new table)

ACTIVE DUTY INTENT WITHIN SOURCE OF COMMISSION	TOTAL	COMPONENT		
		Regular	NonCareer Reserve (Definite)	Career Reserve (Indefinite)
OFFICERS - WORLDWIDE - TOTAL	100.0	100.0	100.0	100.0
Yes, Prefer To Remain On Active Duty	64.6	87.8	19.8	89.1
No, Will Separate	19.9	2.8	51.1	3.1
Undecided	15.5	9.4	29.1	7.8
United States Military Or Naval Academy - Total	100.0	100.0	100.0	100.0
Yes, Prefer To Remain On Active Duty	69.0	70.6	32.4	82.8
No, Will Separate	21.5	5.5	43.2	7.8
Undecided	9.5	23.9	24.4	9.4
Aviation Cadet (Or Flying Cadet) - Total	100.0	100.0	100.0	100.0
Yes, Prefer To Remain On Active Duty	80.6	94.0	39.6	90.6
No, Will Separate	7.1	0.1	28.4	2.0
Undecided	12.3	5.9	32.0	7.4
Officers Candidate School (OCS) - Total	100.0	100.0	100.0	100.0
Yes, Prefer To Remain On Active Duty	90.4	95.5	62.0	94.0
No, Will Separate	4.2	1.3	24.8	1.5
Undecided	5.4	3.2	13.2	4.5
Reserve Officer's Training Corp (ROTC) - Total	100.0	100.0	100.0	100.0
Yes, Prefer To Remain On Active Duty	27.1	84.1	9.1	69.4
No, Will Separate	46.3	10.4	59.9	10.8
Undecided	26.6	5.5	31.0	19.8
Direct Appointments And Other - Total	100.0	100.0	100.0	100.0
Yes, Prefer To Remain On Active Duty	68.0	85.1	14.6	92.3
No, Will Separate	21.5	1.9	65.4	3.0
Undecided	10.5	13.0	20.0	4.7

Source: Sample Survey, Personnel Statistics Division, Directorate of Statistical Services, DCS/Comptroller.

TABLE 173 — AVERAGES FOR SELECTED CHARACTERISTICS FOR USAF OFFICERS BY GRADE IN WHICH SERVING, WORLDWIDE — 31 MAY 1956

(Table below is a new table)

SELECTED CHARACTERISTICS	AVERAGE FOR ALL OFFICERS	GRADE IN WHICH SERVING						
		Colonel	Lieutenant Colonel	Major	Captain	First Lieutenant	Second Lieutenant	Warrant Officer
AVERAGE								
Age In Years	31.3	43.0	40.9	37.5	33.6	26.3	23.4	39.0
Number Of Legal Dependents	2.2	3.1	3.1	3.1	2.8	1.5	0.8	2.8
Months Of Active Federal Military Service	99.2	205.1	178.4	160.3	121.0	53.5	20.2	199.9
Months Of Total Federal Military Service	117.7	237.9	205.7	182.4	150.1	64.4	26.3	207.5
Months Spent Outside Continental US On Most Recent Overseas Tour	20.8	26.7	25.7	22.9	18.5	13.9	10.1	24.4
LENGTH OF TOUR IN CONTINENTAL US								
On First Overseas Tour: Months Of Active Federal Military Service Prior To This O/S Tour	27.7	74.8	55.2	51.0	38.3	27.1	13.5	82.2
On Second Or Later Overseas Tour: Months Of Active Federal Military Service In Cont'l US Preceding This Overseas Tour	51.9	69.1	59.0	56.8	46.7	42.9	36.8	52.2
In Continental US - No O/S Tour: Months Of Active Federal Military Service	27.0	83.8	82.9	67.9	43.2	35.7	15.3	78.3
In Continental US - Previous Overseas Tour: Months Of Active Federal Military Service Since Most Recent Overseas Tour	37.4	47.3	44.6	40.2	37.1	23.3	30.8	42.4

Source: Sample Survey, Personnel Statistics Division, Directorate of Statistical Services, DCS/Comptroller.

TABLE 174 — USAF AIRMEN BY MONTHS OF ACTIVE FEDERAL MILITARY SERVICE BY AGE, CONTINENTAL US, OVERSEAS, AND WORLDWIDE — 31 MAY 1956

(Table below is a new table)

LOCATION AND AGE	AIRMAN STRENGTH	MONTHS OF ACTIVE FEDERAL MILITARY SERVICE							
		11 Or Less	12 Through 23	24 Through 35	36 Through 47	48 Through 59	60 Through 71	72 Through 83	84 Or More
AIRMAN WORLDWIDE - TOTAL . .	765,880	105,371	145,284	87,651	121,855	55,492	36,154	18,791	195,282
PER CENT - TOTAL	100.0	100.0	100.0	100.0	100.0	100.0	100.0	100.0	100.0
19 Years And Younger	21.0	74.4	46.1	17.9	-	-	-	-	-
20 Through 24 Years	45.9	24.4	52.0	77.8	92.2	71.6	51.6	33.9	2.8
25 Through 29 Years	15.8	0.8	1.5	3.4	7.1	26.3	43.9	54.1	33.8
30 Through 34 Years	8.0	0.4	0.4	0.9	0.7	1.4	3.3	9.7	27.3
35 Through 39 Years	6.2	-	-	-	-	0.7	1.3	1.4	23.7
40 Through 44 Years	2.3	-	-	-	-	-	-	0.9	9.2
45 Through 49 Years	0.6	-	-	-	-	-	-	-	2.3
50 Years And Older.	0.2	-	-	-	-	-	-	-	0.9
AIRMAN CONTINENTAL US-TOTAL	537,376	98,028	91,542	51,071	89,195	40,820	24,013	11,693	131,014
PER CENT - TOTAL	100.0	100.0	100.0	100.0	100.0	100.0	100.0	100.0	100.0
19 Years And Younger.	22.9	74.5	45.0	17.0	-	-	-	-	-
20 Through 24 Years	45.1	24.3	52.7	77.6	91.8	71.7	50.7	30.6	3.1
25 Through 29 Years	15.5	0.9	1.8	4.4	7.5	26.4	45.0	56.7	33.2
30 Through 34 Years	7.3	0.3	0.5	1.0	0.7	1.2	3.1	10.1	26.7
35 Through 39 Years	6.0	-	-	-	-	0.7	1.2	1.6	24.1
40 Through 44 Years	2.4	-	-	-	-	-	-	1.0	9.7
45 Through 49 Years	0.6	-	-	-	-	-	-	-	2.3
50 Years And Older.	0.2	-	-	-	-	-	-	-	0.9
AIRMAN OVERSEAS - TOTAL . .	228,504	5,359	54,597	37,438	32,356	14,517	12,254	7,221	64,762
PER CENT - TOTAL	100.0	100.0	100.0	100.0	100.0	100.0	100.0	100.0	100.0
19 Years And Younger.	16.3	71.8	48.0	19.3	-	-	-	-	-
20 Through 24 Years	48.0	26.3	50.7	78.2	93.3	70.7	53.2	39.7	2.3
25 Through 29 Years	16.8	0.5	1.0	1.9	5.9	26.2	41.5	49.5	35.1
30 Through 34 Years	9.0	1.4	0.3	0.6	0.8	2.2	3.7	9.1	28.6
35 Through 39 Years	6.7	-	-	-	-	0.9	1.6	1.0	22.7
40 Through 44 Years	2.3	-	-	-	-	-	-	0.7	8.1
45 Through 49 Years	0.7	-	-	-	-	-	-	-	2.5
50 Years And Older.	0.2	-	-	-	-	-	-	-	0.7

Source: Sample Survey, Personnel Statistics Division, Directorate of Statistical Services, DCS/Comptroller.

TABLE 175– PERCENTAGED DISTRIBUTION OF USAF AIRMEN BY SELECTED

(Table below is

SELECTED CHARACTERISTICS AND ATTITUDES	WORLD-WIDE	AAC	USAFA	ADC	USAFE	AFFC	AMC	APGC	ARDC	ATC	COM AU
EDUCATIONAL LEVEL											
PER CENT - TOTAL	100.0	100.0	100.0	100.0	100.0		100.0	100.0	100.0	100.0	100.0
Less Than High School Graduate	34.3	38.1	41.1	31.6	35.9		33.8	30.2	32.4	35.5	32.1
High School Graduate	51.9	51.7	41.2	55.3	52.2		54.0	52.7	55.6	48.1	44.2
College, Less Than Two Years	9.3	7.5	5.9	8.9	7.7		7.5	11.9	7.7	11.2	14.9
College, 2 Years Or More, No Degree	3.6	2.2	5.9	3.5	3.7		4.0	4.0	3.0	4.1	6.1
Baccalaureate Degree Or Equivalent	0.8	0.4	5.9	0.7	0.4		0.7	0.9	1.3	0.9	2.4
Graduate Degrees	0.1	0.1	-	-	0.1		-	0.3	-	0.2	0.3
MARITAL STATUS											
PER CENT - TOTAL	100.0	100.0	100.0	100.0	100.0		100.0	100.0	100.0	100.0	100.0
Never Married	52.6	50.7	17.6	49.6	56.1		46.8	44.2	41.4	60.2	42.2
Married	44.6	47.7	82.4	47.3	40.7		49.2	52.1	55.7	37.3	54.4
Other	2.8	1.6	-	3.1	3.2		4.0	3.7	2.9	2.5	3.4
DEPENDENTS											
PER CENT - TOTAL	100.0	100.0	100.0	100.0	100.0		100.0	100.0	100.0	100.0	100.0
No Dependents	50.5	47.2	11.8	48.0	54.3		43.8	44.2	39.5	58.3	39.9
1 Dependent	18.0	19.6	5.9	20.8	16.3		18.8	20.1	18.9	15.2	16.9
2 Dependents	14.6	15.1	17.6	15.9	12.7		16.9	15.2	18.9	12.3	18.6
3 Dependents	10.2	10.9	35.3	9.7	9.9		12.1	10.4	14.0	8.9	15.9
4 Dependents	4.4	4.9	23.5	3.7	4.4		5.3	6.4	6.2	3.5	5.7
5 Or More Dependents	2.3	2.3	5.9	1.9	2.4		3.1	3.7	2.5	1.8	3.0
REENLISTMENT INTENT											
PER CENT - TOTAL	100.0	100.0	100.0	100.0	100.0		100.0	100.0	100.0	100.0	100.0
Active Duty Until Retirement	36.4	36.2	70.5	35.7	38.2		43.1	38.0	41.8	32.9	51.0
One Or More Reenlistments	6.2	6.2	-	5.6	6.2		5.8	6.1	3.8	7.9	5.7
Separate, End Of Enlistment	21.5	22.8	11.8	23.3	20.3		15.3	21.0	20.2	20.0	15.2
Separate Immediately If Possible	11.6	12.6	11.8	11.8	10.6		10.7	15.9	13.6	9.5	7.8
Undecided	24.3	22.2	5.9	23.6	24.7		25.1	18.0	20.6	29.7	20.3
NUMBER OF AIR FORCE ENLISTMENTS											
PER CENT - TOTAL	100.0	100.0	100.0	100.0	100.0		100.0	100.0	100.0	100.0	100.0
First Enlistment, No Prior Service	58.3	55.9	11.8	57.9	53.0		46.6	55.8	51.4	67.2	43.9
First Enlistment, With Prior Service	4.6	3.9	-	4.4	5.9		4.9	4.0	4.3	4.6	5.4
Second Enlistment	19.2	20.5	58.8	22.6	21.4		26.8	18.0	18.0	13.9	21.6
Third Or Later Enlistment	17.9	19.7	29.4	15.1	19.7		21.7	22.2	26.3	14.3	29.1
RECEIVING QUARTERS ALLOWANCE											
PER CENT - TOTAL	100.0	100.0	100.0	100.0	100.0		100.0	100.0	100.0	100.0	100.0
Yes, Class Q Allotment For 1 Legal Dependent	15.1	16.1	5.9	17.9	12.0		16.4	17.1	16.1	12.8	14.9
Yes, Class Q Allotment For 2 Legal Dependents	12.9	10.2	11.8	14.8	9.9		13.9	14.0	16.2	11.4	16.6
Yes, Class Q Allotment For 3 Or More Legal Dependents	14.3	10.6	64.7	13.9	10.5		17.1	19.2	20.4	12.9	21.3
Yes, $51.30 Single Quarters, No Legal Dependents	0.8	0.3	-	0.8	2.2		0.7	1.2	0.4	0.6	2.0
No, But Government Quarters Provided For Family	3.0	11.4	-	1.2	8.4		3.3	1.5	3.6	1.2	3.0
No Quarters Allowance	53.9	51.4	17.6	51.4	57.0		48.6	47.0	43.3	61.1	42.2

ONLY TWO AIRMEN ASSIGNED

Source: Sample Survey, Personnel Statistics Division, Directorate of Statistical Services, DCS/Comptroller.

CHARACTERISTICS AND ATTITUDES BY COMMAND, WORLDWIDE — 31 MAY 1956

a new table)

MAND										
CAirC	ConAC	FEAF	Hq USAF	Hq Cmd	MATS	NEAC	SAC	TAC	USAFSS	SELECTED CHARACTERISTICS AND ATTITUDES
										EDUCATIONAL LEVEL
100.0	100.0	100.0		100.0	100.0	100.0	100.0	100.0	100.0	PER CENT - TOTAL
39.6	34.6	35.8		21.0	26.7	34.3	37.9	36.9	18.5	Less Than High School Graduate
52.1	50.0	54.1		55.6	57.2	53.1	51.0	51.0	59.2	High School Graduate
6.2	9.4	7.1		15.2	10.7	8.2	7.7	8.0	14.2	College, Less Than Two Years
2.1	5.0	2.4		6.2	4.5	2.8	2.6	3.3	6.2	College, 2 Years Or More, No Degree
-	0.7	0.5		1.6	0.8	1.6	0.6	0.6	1.8	Baccalaureate Degree Or Equivalent
-	0.3	0.1		0.4	0.1	-	0.2	0.2	0.1	Graduate Degrees
			N							MARITAL STATUS
100.0	100.0	100.0	O	100.0	100.0	100.0	100.0	100.0	100.0	PER CENT - TOTAL
35.4	36.8	63.7		36.6	48.3	54.3	49.3	47.6	61.0	Never Married
60.4	59.3	33.3		59.7	48.8	42.7	47.9	49.9	37.4	Married
4.2	3.9	3.0	A	3.7	2.9	3.0	2.8	2.5	1.6	Other
			I							DEPENDENTS
100.0	100.0	100.0	R	100.0	100.0	100.0	100.0	100.0	100.0	PER CENT - TOTAL
33.3	35.3	60.4	M	37.7	46.2	50.9	47.1	44.8	59.6	No Dependents
12.5	19.3	14.8	E	21.8	17.1	18.2	20.3	20.5	15.9	1 Dependent
16.7	18.5	10.6	N	17.1	16.5	14.5	15.5	17.2	12.8	2 Dependents
27.1	17.1	7.4		12.3	12.2	9.7	10.4	10.0	6.9	3 Dependents
6.2	6.7	4.5		7.4	5.4	4.8	4.3	4.3	3.7	4 Dependents
4.2	3.1	2.3		3.7	2.6	1.9	2.4	3.2	1.1	5 Or More Dependents
										REENLISTMENT INTENT
100.0	100.0	100.0	A	100.0	100.0	100.0	100.0	100.0	100.0	PER CENT - TOTAL
60.5	50.1	35.3	S	54.5	39.7	35.3	34.6	37.3	23.1	Active Duty Until Retirement
6.2	5.6	8.1		3.7	4.8	6.5	5.7	5.1	4.0	One Or More Reenlistments
20.8	16.2	21.4	S	17.7	21.6	22.3	23.3	22.0	33.1	Separate, End Of Enlistment
-	7.3	11.3	I	10.1	11.5	13.2	13.4	13.7	20.3	Separate Immediately If Possible
12.5	20.8	23.9	G	14.0	22.4	22.7	23.0	21.9	19.5	Undecided
			N							NUMBER OF AIR FORCE ENLISTMENTS
100.0	100.0	100.0	E	100.0	100.0	100.0	100.0	100.0	100.0	PER CENT - TOTAL
33.3	40.0	59.2	D	37.0	52.0	57.8	59.9	55.8	73.8	First Enlistment, No Prior Service
2.1	5.0	5.5		5.8	4.3	4.2	4.2	5.0	2.3	First Enlistment, With Prior Service
29.2	28.7	18.5		23.7	21.7	20.3	18.8	22.0	12.7	Second Enlistment
35.4	26.3	16.8		33.5	22.0	17.7	17.1	17.2	11.2	Third Or Later Enlistment
										RECEIVING QUARTERS ALLOWANCE
100.0	100.0	100.0		100.0	100.0	100.0	100.0	100.0	100.0	PER CENT - TOTAL
6.2	16.8	9.8		20.6	15.0	13.9	17.5	17.9	12.5	Yes, Class Q Allotment For 1 Legal Dependent
8.3	18.7	7.4		16.0	14.0	14.3	14.2	16.2	10.1	Yes, Class Q Allotment For 2 Legal Dependents
20.8	22.9	9.5		22.8	17.4	11.7	15.2	15.7	8.3	Yes, Class Q Allotment For 3 Or More Legal Dependents
2.1	1.2	0.6		3.1	0.9	-	0.5	0.4	1.7	Yes, $51.30 Single Quarters, No Legal Dependents
18.8	1.8	7.1		1.9	3.5	1.9	1.7	1.0	5.9	No, But Government Quarters Provided For Family
43.8	38.6	65.6		35.6	49.2	58.2	50.9	48.8	61.5	No Quarters Allowance

TABLE 176– USAF AIRMEN BY GRADE IN WHICH SERVING BY SELECTED CHARACTERISTICS AND ATTITUDES, WORLDWIDE – 31 MAY 1956

(Table below is a modification of Tables 171 and 176 and portions of Tables 172, 173, 177, and 179, FY 1955; it also contains new data)

SELECTED CHARACTERISTICS AND ATTITUDES	AIRMAN STRENGTH	GRADE IN WHICH SERVING							
		Master Sergeant	Tech Sergeant	Staff Sergeant	Airman First Class	Airman Second Class	Airman Third Class	Airman Basic	Aviation Cadet
AIRMAN - TOTAL	765,880	53,511	65,728	120,624	141,680	204,693	141,485	35,033	3,126
PER CENT - TOTAL	100.0	100.0	100.0	100.0	100.0	100.0	100.0	100.0	100.0
MARITAL STATUS									
Never Married	52.6	5.6	10 9	21.7	48.1	72.1	83.5	87.3	97.3
Married	44.6	91.2	85.1	74.0	48.9	25.7	14.5	11.3	2.2
Other	2.8	3.2	4.0	4.3	3.0	2.2	2.0	1.4	0.5
EDUCATIONAL LEVEL									
Less Than High School Graduate	34.3	18.4	24.5	30.4	28.6	34.9	49.2	54.6	4.4
High School Graduate	51.9	59.5	57.6	55.4	56.0	53.1	41.7	37.9	29.3
Less Than Two Years College	9.3	13.0	11.6	9.4	10.8	8.2	6.5	5.4	44.6
Two Years Or More College, No Degree	3.6	8.0	5.6	3.9	3.5	2.9	2.1	1.5	19.0
Baccalaureate Degree Or Equivalent	0.8	1.0	0.7	0.8	1.0	0.8	0.4	0.4	2.7
Graduate Degrees	0.1	0.1	-	0.1	0.1	0.1	0.1	0.2	-
AGE									
18 Years And Younger	10.2	-	-	-	0.4	7:5	32.7	47.1	1.6
19 Years	11.0	-	-	0.1	1.9	19.3	25.6	18.2	9.2
20 Through 24 Years	45.7	0.6	4.3	31.7	76.7	65.2	37.1	30.1	83.7
25 Through 29	15.7	5.9	37.8	43.2	15.6	6.1	3.4	2.5	5.5
30 Through 34	7.7	25.1	28.6	13.9	3.6	1.4	0.9	1.6	-
35 Through 39	6.2	41.5	19.1	7.5	1.4	0.5	0.3	0.5	-
40 Through 44	2.5	19.1	7.3	2.6	0.4	-	-	-	-
45 Through 49	0.7	5.3	2.3	0.8	-	-	-	-	-
50 Years And Older	0.3	2.5	0.6	0.2	-	-	-	-	-
QUARTERS ALLOWANCE									
Yes, Class Q Allotment For 1 Legal Dependent	15.1	13.5	16.3	20.3	21.0	13.6	9.0	6.1	2.2
Yes, Class Q Allotment For 2 Legal Dependents	12.9	18.9	21.1	23.1	17.2	8.0	3.4	3.0	1.0
Yes, Class Q Allotment For 3 Legal Dependents	14.2	47.8	42.1	28.2	9.7	2.7	1.4	1.6	1.0
Yes, $51.30 Single Quarters, No Dependents	0.9	0.7	0.9	0.8	0.8	1.1	0.7	1.2	-
No, But Government Quarters Provided For Family	3.0	13.3	8.3	4.9	1.1	0.7	0.8	0.6	-
No Quarters Allowance	53.9	5.8	11.3	22.7	50.2	73.9	84.7	87.5	95.8
SUBSISTENCE ALLOWANCE									
No Subsistence Allowance	59.0	9.2	16.5	28.0	57.3	79.4	89.5	93.6	35.3
$1.05 Per Day	37.5	81.7	75.9	66.8	40.3	18.6	9.2	5.8	54.3
$1.05 Per Day Plus Extra Meals	0.8	1.1	1.4	1.3	0.7	0.5	0.3	0.3	7.1
$2.57 Or $3.42 Per Day	2.4	7.9	6.1	3.7	1.3	1.1	0.7	0.3	2.2
Payment For One Meal Per Day	0.3	0.1	0.1	0.2	0.4	0.4	0.3	-	1.1
MUSTERING OUT PAYMENT SINCE JULY 1950									
No	61.8	10.4	10.2	16.8	66.3	88.2	92.8	94.0	94.6
Yes, Received For Enlistment Completed Between: --									
1 July 1950 And 30 June 1951	4.8	11.0	15.9	10.7	2.4	1.0	0.8	1.0	0.5
1 July 1951 And 30 June 1952	5.1	14.0	16.0	11.0	2.7	1.2	1.0	0.5	1.7
1 July 1952 And 30 June 1953	4.9	12.8	13.9	9.5	3.2	2.0	1.0	0.8	0.5
1 July 1953 And 30 June 1954	4.7	11.9	11.5	9.6	3.4	1.7	1.4	0.5	-
1 July 1954 And 30 June 1955	9.8	27.2	19.9	24.7	7.4	2.1	1.4	1.5	2.2
Since 30 June 1955	8.9	12.7	12.6	17.7	14.6	3.8	1.6	1.7	0.5

TABLE 176— USAF AIRMEN BY GRADE IN WHICH SERVING BY SELECTED CHARACTERISTICS AND ATTITUDES, WORLDWIDE — 31 MAY 1956 (CONTINUED)

(Table below is a modification of Tables 171, and 176 and portions of Tables 172, 173, 177, and 179, FY 1955; it also contains new data)

SELECTED CHARACTERISTICS AND ATTITUDES	AIRMAN STRENGTH	GRADE IN WHICH SERVING							
		Master Sergeant	Tech Sergeant	Staff Sergeant	Airman First Class	Airman Second Class	Airman Third Class	Airman Basic	Aviation Cadet
AIRMAN - TOTAL	765,880	53,511	65,728	120,624	141,680	204,693	141,485	35,033	3,126
PER CENT - TOTAL	100.0	100.0	100.0	100.0	100.0	100.0	100.0	100.0	100.0
ACTIVE FEDERAL MILITARY SERVICE									
11 Months Or Less	13.8	-	-	-	-	4.1	50.6	67.3	42.9
12 Through 23	19.0	-	-	-	3.7	45.8	28.8	14.0	45.1
24 Through 35	11.4	-	-	1.7	14.4	24.4	9.7	7.5	2.7
36 Through 47	15.9	-	0.9	9.2	47.7	15.3	5.9	6.0	4.9
48 Through 71	12.0	1.0	4.0	31.3	21.9	7.0	3.1	2.4	2.7
72 Through 95	5.6	2.1	13.7	17.4	5.0	1.5	0.6	1.0	0.6
96 Through 119	6.8	6.4	26.4	19.0	3.7	0.9	0.6	0.7	1.1
120 Through 143	4.6	11.2	21.4	9.3	2.0	0.5	0.3	0.2	-
144 Through 167	5.0	26.3	18.9	7.8	1.0	0.2	0.3	0.5	-
168 Through 191	3.4	27.7	10.2	2.9	0.3	0.1	0.1	0.3	-
192 Through 215	1.1	10.9	2.0	0.6	0.1	0.1	-	0.1	-
216 Through 239	0.7	6.9	1.4	0.5	0.1	0.1	-	-	-
240 Through 287	0.4	4.7	0.8	0.2	-	-	-	-	-
288 Months Or More	0.3	2.8	0.3	0.1	0.1	-	-	-	-
FEDERAL MILITARY SERVICE, ACTIVE AND INACTIVE									
11 Months Or Less	12.3	-	-	-	-	3.6	44.5	62.2	32.6
12 Through 23	18.1	-	-	-	3.3	41.5	30.2	15.2	37.5
24 Through 35	11.9	-	-	1.7	13.5	25.1	11.6	9.7	7.6
36 Through 47	15.8	-	1.1	8.2	45.5	16.4	6.6	6.2	13.6
48 Through 71	12.4	1.2	3.5	28.8	23.0	8.5	4.3	3.2	6.0
72 Through 95	5.9	1.3	11.8	17.1	6.1	2.4	1.2	1.4	1.1
96 Through 119	6.5	3.5	22.6	19.1	4.3	1.1	0.7	0.8	1.6
120 Through 143	4.7	9.5	19.9	10.5	2.3	0.6	0.4	0.3	-
144 Through 167	5.5	25.6	22.3	8.9	1.1	0.3	0.3	0.6	-
168 Through 191	3.8	28.3	12.4	3.8	0.5	0.2	0.1	0.3	-
192 Through 215	1.4	12.9	3.2	0.9	0.2	0.1	0.1	0.1	-
216 Through 239	0.8	7.9	1.6	0.6	0.1	0.1	-	-	-
240 Through 299	0.6	6.8	1.2	0.3	-	-	-	-	-
300 Months Or More	0.3	3.0	0.4	0.1	0.1	0.1	-	-	-
ACTIVE FEDERAL MILITARY SERVICE IN PRESENT GRADE									
3 Months Or Less	16.8	2.2	3.7	7.6	15.4	16.4	26.4	66.4	30.4
4 Through 7 Months	18.4	3.6	6.9	10.6	21.9	21.1	28.9	16.9	21.2
8 Through 11	16.2	4.1	6.7	9.6	21.0	23.8	17.3	6.9	19.6
12 Through 17	15.5	6.0	10.2	12.8	21.3	20.9	12.6	4.7	25.0
18 Through 23	8.2	4.1	8.1	9.3	8.8	10.1	7.2	3.3	3.8
24 Through 29	4.6	5.4	8.9	6.7	4.0	3.3	3.8	1.8	-
30 Through 35	2.7	4.4	7.3	4.8	2.0	1.4	1.4	-	-
36 Through 41	3.3	4.6	8.3	8.1	2.2	1.2	1.2	-	-
42 Through 47	2.3	4.1	6.5	5.8	1.1	0.6	0.8	-	-
48 Months Or More	12.0	61.5	33.4	24.7	2.3	1.2	0.4	-	-
LEGAL DEPENDENTS									
No Dependents	50.5	6.3	11.3	20.9	46.2	68.9	79.4	84.8	96.7
1 Dependent	18.0	15.3	17.2	21.5	23.8	17.6	13.4	9.3	1.6
2 Dependents	14.5	19.0	21.9	24.9	19.0	10.3	5.3	3.9	1.1
3 Dependents	10.2	30.9	27.2	20.4	8.0	2.5	1.4	1.2	0.6
4 Dependents	4.4	17.2	13.8	8.5	2.3	0.5	0.4	0.4	-
5 Or More Dependents	2.4	11.3	8.6	3.8	0.7	0.2	0.1	0.4	-

TABLE 176 — USAF AIRMEN BY GRADE IN WHICH SERVING BY SELECTED CHARACTERISTICS AND ATTITUDES, WORLDWIDE — 31 MAY 1956 (CONTINUED)

(Table below is a modification of Tables 171, and 176 and portions of Tables 172, 173, 177, and 179, FY 1955; it also contains new data)

SELECTED CHARACTERISTICS AND ATTITUDES	AIRMAN STRENGTH	GRADE IN WHICH SERVING							
		Master Sergeant	Tech Sergeant	Staff Sergeant	Airman First Class	Airman Second Class	Airman Third Class	Airman Basic	Aviation Cadet
AIRMAN - TOTAL	765,880	53,511	65,728	120,624	141,680	204,693	141,485	35,033	3,126
PER CENT - TOTAL	100.0	100.0	100.0	100.0	100.0	100.0	100.0	100.0	100.0
TIME ELAPSED BEFORE DEPENDENTS JOINED AIRMAN									
Concurrent Travel	14.7	47.1	37.7	27.6	11.7	4.2	2.1	1.6	1.1
Less Than 4 Months Later	5.0	10.4	10.9	9.2	4.7	2.8	1.3	1.2	-
4 To 6 Months Later	2.6	8.0	6.8	5.2	1.8	0.9	0.4	0.3	-
7 To 12 Months Later	1.3	2.8	2.9	2.4	1.0	0.7	0.2	0.3	-
More Than 12 Months Later	0.4	0.7	0.6	0.9	0.5	0.2	0.1	-	-
None Have Yet Arrived	5.8	6.6	8.2	9.6	5.8	4.4	3.8	4.6	1.1
Have No Dependents Or Dependents Will Not Join Me At Present Station	70.2	24.4	32.9	45.1	74.5	86.8	92.1	92.0	97.8
NUMBER OF AIR FORCE ENLISTMENTS									
First, No Prior Enlisted Service	58.3	0.6	1.0	11.3	63.6	86.4	92.4	93.1	94.6
First, With Prior Service (Not AF)	4.7	2.2	3.6	5.1	5.8	5.3	4.3	2.2	1.6
Second Air Force Enlistment	19.2	11.8	30.8	52.9	26.1	7.0	2.6	3.1	1.1
Third Or Later AF Enlistment	17.8	85.4	64.6	30.7	4.5	1.3	0.7	1.6	2.7
OVERSEAS TOUR									
Now Overseas:									
On First Overseas Tour	19.8	3.7	6.6	12.3	21.4	33.8	20.2	8.4	-
With Previous Overseas Tour	9.0	24.9	24.5	20.0	6.2	2.2	1.0	1.1	-
Now In Continental US:									
No Previous Overseas Tour	40.5	3.5	6.2	14.9	34.3	50.0	73.2	84.2	95.7
With Previous Overseas Tour	30.7	67.9	62.7	52.8	38.1	14.0	5.6	6.3	4.3
TYPE OF OVERSEAS TOUR PREFERRED BY MARRIED AIRMEN									
3-Year Tour, Family Joining Within 6 Months	82.0	84.5	86.4	86.6	82.8	76.0	67.7	65.4	92.9
18 Month Tour, Family Remaining In Continental US	18.0	15.5	13.6	13.4	17.2	24.0	32.3	34.6	7.1
RECEIVING OVERSEAS STATION ALLOWANCE									
No, Assigned Continental US	70.8	70.6	68.9	67.3	71.8	63.8	78.4	90.3	100.0
No, And Am Assigned Overseas	19.0	16.7	18.2	19.2	18.4	25.4	15.1	7.3	-
Yes, For Subsistence Only	5.9	4.9	4.5	5.7	5.3	8.1	5.3	2.0	-
Yes, For Quarters Only	0.7	1.4	1.2	1.2	1.0	0.4	0.3	0.2	-
Yes, For Both Quarters And Subsistence	3.6	6.4	7.2	6.6	3.5	2.3	0.9	0.2	-
DATE OF SEPARATION									
June 1956	1.7	1.6	1.4	2.4	4.2	1.0	0.2	0.3	-
July 1956 Through December 1956	8.7	3.1	5.8	9.9	21.9	6.0	2.8	3.0	4.3
January 1957 Through June 1957	8.2	1.6	4.3	5.8	22.3	7.4	2.3	2.9	29.3
July 1957 Through December 1957	5.5	4.4	5.8	4.0	8.2	7.1	2.3	1.9	17.4
January 1958 Through June 1958	10.0	3.5	6.4	5.7	8.4	19.2	6.7	5.7	31.0
July 1958 Through December 1958	12.6	9.1	6.0	5.8	3.7	27.6	11.8	6.8	4.9
On Indefinite Enlistment	3.6	8.8	6.1	1.9	2.1	2.5	4.9	4.2	-
Other	49.7	67.9	64.2	64.5	29.2	29.2	69.0	75.2	13.1

TABLE 176– USAF AIRMEN BY GRADE IN WHICH SERVING BY SELECTED CHARACTERISTICS AND ATTITUDES, WORLDWIDE – 31 MAY 1956 (CONTINUED)

(Table below is a modification of Tables 171, and 176 and portions of Tables 172, 173, 177, and 179, FY 1955; it also contains new data)

SELECTED CHARACTERISTICS AND ATTITUDES	AIRMAN STRENGTH	GRADE IN WHICH SERVING							
		Master Sergeant	Tech Sergeant	Staff Sergeant	Airman First Class	Airman Second Class	Airman Third Class	Airman Basic	Aviation Cadet
AIRMAN - TOTAL	765,880	53,511	65,728	120,624	141,680	204,693	141,485	35,033	3,126
PER CENT - TOTAL	100.0	100.0	100.0	100.0	100.0	100.0	100.0	100.0	100.0
REENLISTMENT INTENT									
Active Duty Until Retirement	36.3	88.2	82.3	66.2	29.5	14.9	13.2	12.9	32.6
One Or More Reenlistments	6.2	3.8	3.2	3.8	4.6	6.5	10.2	11.5	15.2
Separate End Of Enlistment	21.5	1.9	2.9	9.0	28.5	31.1	27.3	21.6	16.8
Separate Immediately If Possible	11.6	1.3	2.3	6.0	15.6	16.6	13.2	13.1	4.4
Undecided	24.4	4.8	9.3	15.0	21.8	30.9	36.1	40.9	31.0
INTENT WHEN COMPLETED ONE-HALF OF ENLISTMENT									
On Indefinite Enlistment	3.8	7.3	5.2	1.2	1.4	3.3	6.7	4.9	8.2
More Than Half-Way Through This Enlistment	33.0	19.6	28.1	29.6	61.1	36.1	14.5	14.2	37.5
Have Not Completed Half Of Enlistment And:									
Intend To Return To Civilian Life At End of Enlistment	18.3	13.0	6.2	7.4	7.8	27.7	30.1	30.0	13.0
Intend To Reenlist At End Of Full Enlistment	22.6	44.4	45.2	42.9	17.7	10.1	11.5	13.8	17.4
Intend To Reenlist When Half Of Enlistment Is Completed	2.6	2.8	2.6	3.0	2.2	2.1	3.1	3.2	0.5
Undecided At This Time	19.7	12.9	12.7	15.9	9.8	20.7	34.1	33.9	23.4
REENLISTMENT INTENT IF GIVEN OPPORTUNITY FOR ADVANCED TRAINING IN PRESENT AFS									
Already Intend To Reenlist:									
And Not Interested In Such An Opportunity	10.9	36.1	26.0	16.7	6.6	4.2	4.8	6.4	6.6
But Would Want Such An Opportunity	26.3	44.2	52.4	46.6	23.7	14.3	12.9	14.7	20.2
Would Not Reenlist For Such An Opportunity	25.7	5.8	4.9	10.8	36.5	37.6	27.6	24.5	5.5
Would Reenlist For Such An Opportunity	7.5	3.9	4.9	8.0	6.6	7.3	10.6	10.1	1.6
Undecided	29.6	10.0	11.8	17.9	26.6	36.6	44.1	44.3	66.1
CAREER PLAN WHEN FIRST ENTERED THE AIR FORCE									
Make The Air Force A Career	20.2	34.7	28.8	25.2	16.3	14.5	18.4	20.0	28.3
Stay In Air Force For Just Two Enlistments	1.2	1.2	1.0	1.1	1.1	0.9	1.6	2.0	3.8
Serve Only First Enlistment	26.7	22.9	24.5	28.1	33.0	27.4	22.5	20.2	16.3
Hadn't Thought About It	7.6	14.8	11.4	7.7	7.2	6.6	5.8	4.3	3.8
Was Undecided At That Time	44.3	26.4	34.3	37.9	42.4	50.6	51.7	53.5	47.8
AWARDED SKILL LEVEL 3 ON COMPLETION OF FORMAL BASIC TECHNICAL TRAINING COURSE									
No	47.2	75.2	66.1	50.0	33.6	34.1	51.9	67.4	89.6
Yes	48.5	24.7	33.6	49.4	65.9	64.6	31.4	16.5	9.8
Attending Such A Course Now	4.3	0.1	0.3	0.6	0.5	1.3	16.7	16.1	0.6

TABLE 176— USAF AIRMEN BY GRADE IN WHICH SERVING BY SELECTED CHARACTERISTICS AND ATTITUDES, WORLDWIDE — 31 MAY 1956 (CONTINUED)

(Table below is a modification of Tables 171, and 176 and portions of Tables 172, 173, 177, and 179, FY 1955; it also contains new data)

SELECTED CHARACTERISTICS AND ATTITUDES	AIRMAN STRENGTH	GRADE IN WHICH SERVING							
		Master Sergeant	Tech Sergeant	Staff Sergeant	Airman First Class	Airman Second Class	Airman Third Class	Airman Basic	Aviation Cadet
AIRMAN - TOTAL	765,880	53,511	65,728	120,624	141,680	204,693	141,485	35,033	3,126
PER CENT - TOTAL	100.0	100.0	100.0	100.0	100.0	100.0	100.0	100.0	100.0
FIRST DUTY ASSIGNMENT SAME AS TECHNICAL TRAINING RECEIVED									
Never Received Such Training Or Am Now Attending Such A Course	49.9	71.3	63.0	47.6	32.4	34.7	68.5	82.7	87.5
Have Received Such Training And First Duty Assignment:									
Was Same As Training Received	18.0	14.6	15.1	18.5	24.1	22.2	11.1	6.5	6.0
Contained Most Of Training Received	18.3	9.4	13.4	19.7	24.4	24.1	11.7	5.2	2.7
Contained Only A Few Duties Of Training Received	9.0	2.2	5.0	8.6	12.6	13.2	5.9	3.0	1.6
Contained None Of Training Received	4.8	2.5	3.5	5.6	6.5	5.8	2.8	2.6	2.2
EVER APPLIED FOR RECRUITING DUTY									
Am Presently On Recruiting Duty	1.0	1.7	1.2	1.0	0.5	0.9	1.3	1.5	-
Am Not Eligible:									
But Would Like To Apply	16.0	8.4	11.5	12.9	18.9	17.6	18.5	15.7	6.0
Would Not Want To Apply	18.9	6.8	5.9	7.9	24.4	26.0	22.4	21.3	26.1
Yes, Have Applied	2.1	11.2	6.5	3.2	0.5	0.4	0.3	0.3	-
No, Have Never Applied	62.0	71.9	74.9	75.0	55.7	55.1	57.5	61.2	67.9
NEVER APPLIED FOR RECRUITING DUTY BECAUSE:									
Did Not Know You Could Volunteer For It	24.9	3.2	5.7	12.7	27.7	35.3	39.2	39.1	26.4
Do Not Like That Type Of Work	18.1	23.0	19.9	18.6	19.5	18.8	14.5	10.1	7.2
Be Out Of PAFSC Too Long	11.2	24.8	21.7	16.0	8.9	6.7	4.1	1.3	3.2
Too Expensive To Live Civilian Life	1.1	1.9	2.1	1.5	0.7	0.6	1.0	0.8	-
Recruiters Have Advised Me Against It	1.1	2.7	2.7	1.4	0.5	0.5	0.6	0.6	-
Don't Like The Extra Duty Hours	0.4	0.4	0.5	0.5	0.3	0.4	0.4	0.7	-
Didn't Feel I Would Be Selected	12.7	11.5	15.0	17.7	12.4	11.1	10.7	7.2	2.4
Other Reasons	30.5	32.5	32.4	31.6	30.0	26.6	29.5	40.2	60.8

Source: Sample Survey, Personnel Statistics Division, Directorate of Statistical Services, DCS/Comptroller.

TABLE 177- USAF AIRMEN BY GRADE IN WHICH SERVING BY SELECTED CHARACTERISTICS AND ATTITUDES, CONTINENTAL US — 31 MAY 1956

(Table below is a new table)

SELECTED CHARACTERISTICS AND ATTITUDES	AIRMAN STRENGTH	GRADE IN WHICH SERVING							
		Master Sergeant	Tech Sergeant	Staff Sergeant	Airman First Class	Airman Second Class	Airman Third Class	Airman Basic	Aviation Cadet
AIRMAN - TOTAL	537,376	37,793	45,549	81,563	99,718	129,225	109,177	31,225	3,126
PER CENT - TOTAL	100.0	100.0	100.0	100.0	100.0	100.0	100.0	100.0	100.0
LEGAL DEPENDENTS									
No Dependents	49.4	5.8	9.8	19.2	42.6	65.2	79.4	85.4	96.7
1 Dependent	18.6	15.3	17.0	22.2	25.0	19.4	13.7	9.5	1.6
2 Dependents	15.1	20.2	22.9	25.8	20.6	11.6	5.0	3.2	1.1
3 Dependents	10.4	31.7	28.0	20.8	8.6	3.0	1.4	1.1	0.6
4 Dependents	4.2	16.4	13.1	8.5	2.5	0.6	0.4	0.4	-
5 Or More Dependents	2.3	10.6	9.2	3.5	0.7	0.2	0.1	0.4	-
TIME ELAPSED BEFORE DEPENDENTS JOINED AIRMAN									
Concurrent Travel	17.9	56.0	46.0	34.6	15.0	6.0	2.5	1.7	1.1
Less Than 4 Months Later	4.6	8.8	9.6	8.2	4.5	3.1	1.3	1.1	-
4 To 6 Months Later	1.0	2.1	2.4	1.7	1.0	0.9	0.3	-	-
7 To 12 Months Later	0.7	1.2	1.4	0.8	0.8	0.6	0.2	0.3	-
More Than 12 Months Later	0.4	0.5	0.5	0.9	0.6	0.2	0.1	-	-
None Have Yet Arrived	3.8	2.7	4.0	5.1	3.7	3.5	3.6	4.2	1.1
No Dependents Will Be Joining Airman At Present Station And None Joined Airman At Last Station	71.6	28.7	36.1	48.7	74.4	85.7	92.0	92.7	97.8
MONTHS OUTSIDE CONT'L US ON MOST RECENT OVERSEAS TOUR									
5 Months Or Less	1.7	4.8	3.5	2.3	1.7	1.2	0.4	0.5	-
6 Through 10 Months	2.7	8.9	6.7	3.6	2.3	1.6	0.6	0.2	-
11 Through 13 Months	12.5	17.6	19.9	21.0	18.5	9.1	2.7	2.2	1.1
14 Through 19 Months	10.2	17.3	18.3	19.2	15.3	5.4	1.5	1.7	-
20 Through 25 Mohths	6.4	13.1	14.6	11.5	8.3	2.8	0.8	0.9	1.6
26 Through 31 Months	2.7	9.8	7.7	5.0	1.9	0.6	0.4	0.2	0.6
32 Through 37 Months	4.5	14.8	14.0	9.4	2.9	0.9	0.5		
38 Months Or More	2.2	8.4	5.8	5.5	1.3	0.2	0.1	0.2	-
Never Had An Overseas Tour	57.1	5.3	9.5	22.5	47.8	78.2	93.0	93.6	95.6
RECEIVING QUARTERS ALLOWANCE									
No Quarters Allowance	52.6	5.3	9.9	20.7	46.3	69.9	84.4	87.9	96.7
No, But Government Quarters Are Provided For Family	1.3	5.0	2.4	1.3	0.9	0.8	0.8	0.6	-
Yes, Class Q Allotment For 1 Legal Dependent	16.1	14.5	17.2	21.5	22.7	15.9	9.3	6.4	1.6
Yes, Class Q Allotment For 2 Legal Dependents	14.0	22.3	23.2	25.1	19.0	9.3	3.5	2.4	1.1
Yes, Class Q Allotment For 3 Or More Legal Dependents	15.3	52.3	46.7	30.6	10.6	3.3	1.4	1.4	0.6
Yes, $51.30 Single Quarters	0.7	0.6	0.6	0.8	0.5	0.8	0.6	1.3	-
RECEIVING SUBSISTENCE ALLOWANCE									
No Subsistence Allowance	55.6	6.4	12.0	22.5	51.0	74.0	88.1	93.7	35.3
$1.05 Per Day	41.3	84.1	80.8	72.7	46.9	24.4	10.6	5.8	54.3
$1.05 Per Day Plus Extra Meals	0.7	0.9	1.3	1.0	0.8	0.4	0.3	0.3	7.1
$2.75 Or $3.42 Per Day	2.1	8.5	5.8	3.5	0.9	0.6	0.7	0.2	2.2
Payment For One Meal Per Day	0.3	0.1	0.1	0.3	0.4	0.6	0.3	-	1.1

Source: Sample Survey, Personnel Statistics Division, Directorate of Statistical Services, DCS/Comptroller.

434177 O - 57 - 25

TABLE 178 — USAF AIRMEN BY GRADE IN WHICH SERVING BY SELECTED CHARACTERISTICS AND ATTITUDES, OVERSEAS — 31 MAY 1956

(Table below is a new table)

SELECTED CHARACTERISTICS AND ATTITUDES	AIRMAN STRENGTH	GRADE IN WHICH SERVING							
		Master Sergeant	Tech Sergeant	Staff Sergeant	Airman First Class	Airman Second Class	Airman Third Class	Airman Basic	Aviation Cadet
AIRMAN O/S - TOTAL	228,504	15,718	20,179	39,061	41,962	75,468	32,308	3,808	-
PER CENT - TOTAL	100.0	100.0	100.0	100.0	100.0	100.0	100.0	100.0	-
LEGAL DEPENDENTS									
No Dependents	53.2	7.4	14.8	24.4	56.3	75.7	79.1	79.7	-
1 Dependent	16.5	15.1	17.6	20.0	20.2	14.4	12.7	7.3	-
2 Dependents	13.2	15.9	19.5	23.0	14.6	7.7	6.3	10.1	-
3 Dependents	9.8	29.1	25.4	19.6	6.3	1.8	1.6	2.9	-
4 Dependents	4.8	19.5	15.6	8.7	1.9	0.2	0.3	-	-
5 Or More Dependents	2.5	13.0	7.1	4.3	0.7	0.2	-	-	-
TIME ELAPSED BEFORE DEPENDENTS JOINED AIRMAN									
Concurrent Travel	6.5	24.4	18.6	12.4	2.7	0.9	0.7	0.7	-
Less Than 4 Months Later	6.2	14.5	13.8	11.5	5.0	2.3	1.3	2.9	-
4 To 6 Months Later	6.6	22.9	16.8	12.6	4.0	1.0	0.5	2.9	-
7 To 12 Months Later	2.7	6.9	6.2	5.7	1.7	0.8	0.2	0.7	-
More Than 12 Months Later	0.4	1.1	1.0	1.0	0.4	0.1	-	-	-
None Have Yet Arrived	11.1	16.8	18.0	19.3	11.3	6.2	4.6	8.0	-
No Dependents Will Be Joining Airman At Present Station And None Joined Airman At Last Station	66.5	13.4	25.6	37.5	74.9	88.7	92.7	84.8	-
MONTHS OUTSIDE CONT'L US ON MOST RECENT OVERSEAS TOUR									
5 Months Or Less	2.4	4.6	3.7	3.2	2.2	1.3	2.2	2.2	-
6 Through 10 Months	3.2	5.4	6.9	3.7	2.8	2.0	2.4	3.6	-
11 Through 13 Months	6.8	13.1	12.7	12.7	5.7	2.8	3.2	2.2	-
14 Through 19 Months	6.8	13.9	12.5	13.5	5.5	2.6	2.3	4.4	-
20 Through 25 Months	6.4	14.7	13.7	12.0	5.5	2.0	1.8	5.1	-
26 Through 31 Months	3.4	9.5	9.5	6.4	2.6	0.7	0.3	2.2	-
32 Through 37 Months	4.7	14.5	12.7	8.5	2.9	1.0	0.5	2.9	-
38 Months Or More	3.4	13.7	9.6	6.9	1.4	0.3	0.1	0.7	-
On First Overseas Tour	62.9	10.6	18.7	33.1	71.4	87.3	87.2	76.7	-
RECEIVING QUARTERS ALLOWANCE									
No Quarters Allowance	57.2	7.1	14.4	26.9	61.0	81.0	85.7	83.4	-
No, But Government Quarters Are Provided For Family	7.3	34.9	22.1	13.0	1.5	0.6	0.5	0.7	-
Yes, Class Q Allotment For 1 Legal Dependent	12.4	10.7	14.4	17.5	16.5	9.5	8.3	3.6	-
Yes, Class Q Allotment For 2 Legal Dependents	10.1	10.2	16.1	18.2	12.2	5.8	3.4	8.7	-
Yes, Class Q Allotment For 3 Or More Legal Dependents	11.7	36.3	31.6	23.6	7.2	1.5	1.3	2.9	-
Yes, $51.30 Single Quarters	1.3	0.8	1.4	0.8	1.6	1.6	0.8	0.7	-
RECEIVING SUBSISTENCE ALLOWANCE									
No Subsistence Allowance	67.7	16.3	26.6	39.7	74.4	89.3	94.6	92.0	-
$1.05 Per Day	28.1	75.6	64.9	54.3	22.1	7.8	4.0	5.8	-
$1.05 Per Day Plus Extra Meals	1.0	1.6	1.7	2.0	0.6	0.6	0.4	0.7	-
$2.75 Or $3.42 Per Day	3.1	6.3	6.8	3.9	2.6	2.1	0.8	1.5	-
Payment For Meal Per Day	0.1	0.2	-	0.1	0.3	0.2	0.2	-	-

Source: Sample Survey, Personnel Statistics Division, Directorate of Statistical Services, DCS/Comptroller.

TABLE 179— USAF AIRMEN BY CATEGORY OF ENLISTMENT AND REENLISTMENT INTENT BY SELECTED CHARACTERISTICS AND ATTITUDES, WORLDWIDE — 31 MAY 1956

(Table below is a modification of Tables 186, 187, and 188, FY 1955; it also contains new data.)

SELECTED CHARACTERISTICS AND ATTITUDES	AIRMAN STRENGTH	FIRST TERM AIRMEN				CAREER AIRMEN			
		STRENGTH TOTAL	REENLISTMENT INTENT			STRENGTH TOTAL	REENLISTMENT INTENT		
			Yes	No	Undecided		Yes	No	Undecided
AIRMAN - TOTAL	765,880	483,424	99,246	231,041	153,137	282,456	227,069	21,747	33,640
PER CENT - TOTAL		100.0	20.5	47.8	31.7	100.0	80.4	7.7	11.9
GRADE									
Master Sergeant	53,511	1,460	67.7	11.3	21.0	52,051	92.8	2.9	4.3
Technical Sergeant	65,728	3,027	73.8	15.9	10.3	62,701	86.1	4.7	9.2
Staff Sergeant	120,624	19,746	35.6	45.0	19.4	100,878	76.7	9.2	14.1
Airman First Class	141,680	98,256	17.1	58.9	24.0	43,424	72.6	10.5	16.9
Airman Second Class	204,693	187,697	17.1	50.9	32.0	16,996	69.2	12.1	18.7
Airman Third Class	141,485	136,833	22.2	41.0	36.8	4,652	66.7	18.2	15.1
Airman Basic	35,033	33,398	24.2	33.5	42.3	1,635	60.3	27.9	11.8
Aviation Cadet	3,126	3,007	46.9	21.5	31.6	119	71.4	14.3	14.3
AGE									
17 Years And Younger	19,887	19,887	27.0	29.2	43.8	-	-	-	-
18 Through 19 Years	142,733	141,548	19.2	41.7	39.1	1,185	64.0	10.0	26.0
20 Through 21	178,822	168,422	16.4	51.3	32.3	10,400	66.7	15.3	18.0
22 Through 23	132,641	101,583	15.2	60.3	24.5	31,058	69.0	11.7	19.3
24 Through 25	73,528	24,466	31.3	48.7	20.0	49,062	70.2	12.2	17.6
26 Through 27	54,244	10,015	47.4	31.7	20.9	44,229	77.1	9.0	13.9
28 Through 29	31,549	6,272	53.6	30.4	16.0	25,277	79.7	8.0	12.3
30 Years and Older	132,476	11,231	70.3	12.3	17.4	121,245	90.1	3.6	6.3
MARITAL STATUS									
Never Married	403,420	355,850	17.6	48.8	33.6	47,570	68.7	13.7	17.6
Married	340,727	118,799	28.0	45.1	26.9	221,928	82.9	6.4	10.7
Other	21,733	8,775	39.1	45.1	15.8	12,958	81.2	7.3	11.5
MARRIED -- TYPE OVERSEAS TOUR PREFERRED									
3 Years Or More, Family Joining With 6 Months	303,375	108,386	29.1	43.4	27.5	194,989	83.1	6.3	10.6
18 Months, Family Remaining In ZI	66,552	32,478	22.3	51.0	26.7	34,074	79.2	8.2	12.6
Not Married	395,953	342,560	17.7	48.8	33.5	53,393	71.4	12.2	16.4
DATE OF SEPARATION									
June 1956	13,201	10,021	20.8	70.9	8.3	3,180	84.4	8.2	7.4
July 1956 Through December 1956	55,910	46,500	16.0	64.7	19.3	9,410	73.9	10.0	16.1
January 1957 Through June 1957	58,878	48,630	13.4	59.0	27.6	10,248	74.2	9.0	16.8
July 1957 Through December 1957	39,045	28,704	15.3	56.2	28.5	10,341	70.7	13.2	16.1
January 1958 Through June 1958	94,042	75,680	19.5	48.8	31.7	18,362	72.3	10.8	16.9
July 1958 Through December 1958	96,553	78,649	18.8	48.9	32.3	17,904	79.1	8.0	12.9
January 1959 Through June 1959	82,884	70,449	20.9	43.9	35.2	12,435	72.5	12.1	15.4
July 1959 Through December 1959	80,176	62,589	25.1	32.9	42.0	17,587	73.9	9.6	16.5
January 1960 Through June 1960	62,639	31,992	30.1	27.2	42.7	30,647	79.0	8.3	12.7
Other	182,552	30,210	33.8	36.4	29.8	152,342	84.5	6.1	9.4
CAREER PLANS WHEN FIRST ENTERED AIR FORCE									
Make Air Force A Career	154,585	77,053	49.6	30.1	20.3	77,532	82.6	9.7	7.7
Serve Just Two Enlistments	9,245	5,468	48.5	35.8	15.7	3,777	58.5	29.6	11.9
Serve Only First Enlistment	204,684	132,544	9.8	73.6	16.6	72,140	79.2	7.9	12.9
Hadn't Thought About It	58,279	29,703	16.7	49.9	33.4	28,576	82.3	5.1	12.6
Undecided	339,087	238,656	16.9	39.2	43.9	100,431	79.7	6.0	14.3

TABLE 179 – USAF AIRMEN BY CATEGORY OF ENLISTMENT AND REENLISTMENT INTENT BY SELECTED CHARACTERISTICS AND ATTITUDES, WORLDWIDE – 31 MAY 1956 (CONTINUED)

(Table below is a modification of Tables 186, 187, and 188 FY 1955 ; it also contains new data.)

SELECTED CHARACTERISTICS AND ATTITUDES	AIRMAN STRENGTH	FIRST TERM AIRMEN				CAREER AIRMEN			
		Strength Total	Reenlistment Intent			Strength Total	Reenlistment Intent		
			Yes	No	Undecided		Yes	No	Undecided
AIRMAN - TOTAL	765,880	483,424	99,246	231,041	153,137	282,456	227,069	21,747	33,640
PER CENT - TOTAL	-	100.0	20.5	47.8	31.7	100.0	80.4	7.7	11.9
INTENT WHEN ONE-HALF THROUGH ENLISTMENT									
On Indefinite Enlistment	28,973	18,998	31.2	33.2	35.6	9,975	86.2	2.1	11.7
Past Half-Way Through Enlistment	253,533	197,251	16.1	58.1	25.8	56,282	73.8	10.5	15.7
Separate End Of Enlistment	140,404	115,501	2.3	83.7	14.0	24,903	45.7	46.7	7.6
Reenlist At End Of Enlistment	172,522	39,531	86.6	4.7	8.7	132,991	96.5	0.5	3.0
Reenlist When Half Through Enlistment	19,790	10,267	86.9	3.5	9.6	9,523	94.0	2.5	3.5
Undecided	150,658	101,876	15.9	11.8	72.3	48,782	58.1	6.1	35.8
DECISION TO REENLIST MADE									
3 Months Before Reenlisting	124,912	6,343	60.9	20.3	18.8	118,569	67.7	12.5	19.8
6 Months Before	31,471	1,693	71.8	16.9	11.3	29,778	79.1	7.1	13.8
9 Months Before	7,207	787	54.5	15.2	30.3	6,420	79.3	6.3	14.4
A Year (Or More) Before	127,170	3,982	80.8	6.6	12.6	123,188	93.4	3.0	3.6
Never Reenlisted	475,120	470,619	19.2	48.7	32.1	4,501	69.4	15.3	15.3
GRADE AT END OF PREVIOUS ENLISTMENT									
Master Sergeant	45,797	715	80.0	13.3	6.7	45,082	93.0	2.9	4.1
Technical Sergeant	48,313	1,312	78.2	9.1	12.7	47,001	89.7	3.6	6.7
Staff Sergeant	97,866	3,982	72.4	12.6	15.0	93,884	79.2	8.5	12.3
Airman First Class	70,337	3,792	65.4	19.5	15.1	66,545	73.2	10.0	16.8
Airman Second Class	24,935	2,027	63.5	14.1	22.4	22,908	66.5	12.7	20.8
Airman Third Class	3,083	453	36.8	47.4	15.8	2,630	66.7	15.3	18.0
Airman Basic	783	262	54.5	9.1	36.4	521	63.6	18.2	18.2
Aviation Cadet	547	405	29.4	41.2	29.4	142	83.3	16.7	-
Never Reenlisted In The AF	474,219	470,476	19.2	48.7	32.1	3,743	67.0	16.5	16.5
REENLISTMENT INTENT IF GIVEN OPPORTUNITY FOR ADVANCED TRAINING IN PRESENT AFSC									
Already Intend To Reenlist: And Not Interested In Such An Opportunity	83,593	19,497	80.4	8.9	10.7	64,096	96.2	1.1	2.7
But Would Want Such An Opportunity	201,390	62,007	92.3	3.0	4.7	139,383	96.3	0.7	3.0
Would Not Reenlist For Such An Opportunity	195,985	178,389	1.3	92.0	6.7	17,596	23.1	68.5	8.4
Would Reenlist For Such An Opportunity	57,677	37,558	27.8	32.7	39.5	20,119	67.7	12.4	19.9
Undecided	227,235	185,973	7.1	27.6	65.3	41,262	32.8	13.5	53.7
COMPLETED TECHNICAL TRAINING COURSE FOR SKILL LEVEL 3									
No	361,298	200,047	24.4	43.4	32.2	161,251	83.4	6.8	9.8
Yes	371,444	251,356	16.8	53.5	29.7	20,088	76.3	9.0	14.7
Attending Such A Course Now	33,138	32,021	25.5	31.0	43.5	1,117	83.0	2.1	14.9

TABLE 179 — USAF AIRMEN BY CATEGORY OF ENLISTMENT AND REENLISTMENT INTENT BY SELECTED CHARACTERISTICS AND ATTITUDES, WORLDWIDE — 31 MAY 1956 (CONTINUED)

(Table below is a modification of Tables 186, 187, and 188, FY 1955 ; it also contains new data.)

SELECTED CHARACTERISTICS AND ATTITUDES		AIRMAN STRENGTH	FIRST TERM AIRMEN				CAREER AIRMEN			
			Strength Total	Reenlistment Intent			Strength Total	Reenlistment Intent		
				Yes	No	Undecided		Yes	No	Undecided
AIRMAN - TOTAL		765,880	483,424	99,246	231,041	153,137	282,456	227,069	21,747	33,640
PER CENT - TOTAL		-	100.0	20.5	47.8	31.7	100.0	80.4	7.7	11.9
FIRST DUTY ASSIGNMENT SAME AS TRAINING RECEIVED										
Yes, All Duties Same		137,942	86,298	19.9	50.7	29.4	51,644	79.7	8.2	12.1
Yes, Most Duties Same		140,058	94,834	16.2	52.5	31.3	45,224	77.8	7.7	14.5
Yes, Few Duties Same		69,310	49,766	14.4	55.9	29.7	19,544	69.6	11.5	18.9
No		36,538	22,916	14.8	60.0	25.2	13,622	72.2	12.3	15.5
Am Now Receiving Training Or Never Received Such Training		382,032	229,610	24.4	41.8	33.8	152,422	83.5	6.6	9.9
ACTIVE FEDERAL MILITARY SERVICE										
5 Months Or Less		45,188	45,188	25.6	27.0	47.4	-	-	-	-
6 Through 11		59,972	59,972	20.1	37.4	42.5	-	-	-	-
12 Through 17		62,213	62,213	18.4	45.6	36.0	-	-	-	-
18 Through 23		82,912	82,912	16.0	51.3	32.7	-	-	-	-
24 Through 29		52,215	49,885	16.5	51.7	31.8	2,330	64.3	12.2	23.5
30 Through 35		35,714	33,289	14.0	56.2	29.8	2,425	68.6	15.7	15.7
36 Through 41		54,956	52,222	11.6	62.3	26.1	2,734	62.6	18.3	19.1
42 Through 47		67,204	61,641	15.9	66.3	17.8	5,563	65.8	14.5	19.7
48 Through 71		91,589	19,768	49.9	29.0	21.1	71,821	71.2	10.9	17.9
72 Through 95		42,738	5,556	68.7	14.1	17.2	37,182	75.1	10.3	14.6
96 Through 119		52,316	4,602	74.0	13.0	13.0	47,714	79.0	8.5	12.5
120 Through 143		35,432	3,076	80.6	10.9	8.5	32,356	86.0	4.2	9.8
144 Through 167		38,400	1,741	84.9	2.8	12.3	36,659	91.8	3.3	4.9
168 Months Or More		45,031	1,359	77.2	10.5	12.3	43,672	92.8	3.3	3.9
REENLISTMENT INTENT REASON										
REASONS FOR REENLISTING:										
Adventure, Travel, New Experiences	N	41,680	32.4	20.9	46.7				A	
Like Job And Duty Assignment		32,476	48.2	10.6	41.2					
The Reenlistment Bonus	O	8,822	46.5	10.5	43.0				P	
Like Flying And Aviation		12,375	36.0	15.8	48.2					
Good Promotion Opportunities	T	5,770	47.5	9.1	43.4				P	
Like Military Life		21,007	70.9	7.4	21.7			N		
AF Is A Good Place To Raise Family		4,054	61.8	11.8	26.4				L	
Training And Education	A	42,920	41.6	13.6	44.8					
Family Favors Reenlistment		2,146	60.0	12.2	27.8			O	I	
Selection Of Next Base	P	3,386	19.7	16.2	64.1					
Retirement Benefits		22,605	59.6	5.4	35.0				C	
Pay, Allowances And Benefits	P	8,465	18.3	39.4	42.3			T		
REASONS FOR NOT REENLISTING:	L								A	
Civilian Opportunities Greater	I	66,741	1.0	81.1	17.9				B	
AF Not Suitable For Family Life		16,429	2.0	75.2	22.8				L	
Plan To Go To School Or College	C	64,666	1.6	75.5	22.9					
Personal Freedom Limited		24,107	1.3	77.0	21.7				E	
Don't Like Military Life	A	22,462	1.2	89.5	9.3					
Poor Housing Facilities		5,007	3.8	49.1	47.1					
Family Disfavors Reenlisting	B	5,818	3.3	67.2	29.5					
No Chance To Do Work Desired		24,798	4.3	63.6	32.1					
Poor Promotional Opportunities	L	16,501	3.8	54.5	41.7					
Childrens' Schools Inadequate		215	11.1	55.6	33.3					
Frequent Moves And Separations	E	7,964	2.1	58.7	39.2					
Other Reasons		23,010	7.3	53.6	39.1					

Source: Sample Survey, Personnel Statistics Division, Directorate of Statistical Services, DCS/Comptroller.

TABLE 180 — USAF AIRMEN BY CATEGORY OF ENLISTMENT AND FUNCTIONAL CATEGORIES,

(Table below is a modification of Tables 183,

SELECTED CHARACTERISTICS AND ATTITUDES	AIRMAN STRENGTH	FIRST TERM AIRMEN						
		Strength Total	Highly Technical Category	Technical Category B-1 a/	Technical Category B-2 b/	Semi-Technical Category	Non-Technical Category	Others
AIRMAN - TOTAL	765,880	483,424	99,029	159,854	64,484	76,956	60,565	22,536
PER CENT - TOTAL	100.0	100.0	100.0	100.0	100.0	100.0	100.0	100.0
GRADE								
Master Sergeant	7.0	0.3	0.2	0.2	0.6	0.3	0.2	-
Technical Sergeant	8.6	0.6	0.4	0.5	1.0	1.0	0.7	-
Staff Sergeant	15.7	4.1	3.7	4.5	5.0	4.5	3.8	1.3
Airman First Class	18.5	20.7	24.3	25.1	19.5	18.5	16.1	1.6
Airman Second Class	26.7	38.7	46.3	40.5	46.2	32.7	35.5	3.3
Airman Third Class	18.5	27.9	22.5	24.7	26.0	38.5	36.9	18.9
Airman Basic	4.6	6.8	2.6	4.5	1.7	4.5	6.8	59.0
Aviation Cadet	0.4	0.9	-	-	-	-	-	15.9
GEOGRAPHIC LOCATION								
Continental US	70.2	73.2	76.2	73.5	70.4	69.0	65.4	97.9
Overseas	29.8	26.8	23.8	26.5	29.6	31.0	34.6	2.1
DATE OF SEPARATION								
June 1956	1.7	2.1	1.7	2.6	1.6	2.4	2.1	0.5
July 1956 Through June 1957	16.2	22.6	20.8	27.0	17.7	25.1	22.7	8.9
July 1957 Through June 1958	16.2	22.5	28.7	21.6	24.6	20.5	19.9	10.6
Other	65.9	52.8	48.8	48.8	56.1	52.0	55.3	80.0
CAREER PLANS WHEN FIRST ENTERED THE AIR FORCE								
Make The AF A Career	20.2	15.9	13.3	14.4	16.0	16.8	19.7	22.8
Stay In Air Force For Just Two Enlistments	1.2	1.2	0.5	1.1	1.0	1.3	1.7	2.7
Serve Only First Enlistment	26.7	27.4	30.6	28.0	31.5	26.4	22.2	15.3
Hadn't Thought About It	7.6	6.1	6.1	7.0	5.0	6.1	6.9	2.9
Was Undecided At That Time	44.3	49.4	49.5	49.5	46.5	49.4	49.5	56.3
REENLISTMENT INTENT								
Yes	42.7	20.5	14.6	19.3	19.3	24.0	27.2	28.1
No	32.9	47.8	54.0	49.6	51.9	44.5	41.4	26.1
Undecided	24.4	31.7	31.4	31.1	28.8	31.5	31.4	45.8
PRESENTLY WORKING IN PAFSC								
Yes	86.4	87.3	87.2	87.5	87.3	84.2	88.4	93.4
No, Working In An Additional AFSC Shown In Personnel Records	5.5	5.0	5.3	4.6	5.0	5.8	5.3	2.9
No, Working In An AFSC That Is Not Shown In Personnel Records	8.1	7.7	7.5	7.9	7.7	10.0	6.3	3.7
REENLISTMENT INTENT IF GIVEN OPPORTUNITY FOR ADVANCED TRAINING IN PRESENT AFS								
Already Intend To Reenlist:								
And Not Interested In Such An Opportunity	10.9	4.0	2.0	3.7	3.5	4.7	6.3	7.9
But Would Want Such An Opportunity	26.4	12.8	9.7	12.3	13.1	14.2	15.6	16.7
Would Not Reenlist For Such An Opportunity	25.6	36.9	42.6	38.8	40.9	33.7	31.4	15.7
Would Reenlist For Such An Opportunity	7.5	7.8	7.9	6.7	7.3	9.3	9.1	6.9
Undecided	29.6	38.5	37.8	38.5	35.2	38.1	37.6	52.8

BY SELECTED CHARACTERISTICS AND ATTITUDES, WORLDWIDE – 31 MAY 1956

184, and 191 ; it also contains new data.)

CAREER AIRMEN							SELECTED CHARACTERISTICS AND ATTITUDES
Strength Total	Highly Technical Category	Technical Category B-1 a/	Technical Category B-2 a/	Semi-Technical Category	Non-Technical Category	Others	
282,456	30,444	85,552	57,500	56,340	49,943	2,677	AIRMAN - TOTAL
100.0	100.0	100.0	100.0	100.0	100.0	100.0	PER CENT - TOTAL
							GRADE
18.5	19.8	22.5	26.7	14.1	6.8	12.4	Master Sergeant
21.9	28.6	25.1	21.7	21.7	12.9	20.4	Technical Sergeant
35.8	30.6	31.3	35.6	39.7	42.6	32.7	Staff Sergeant
5.9	12.7	12.6	10.3	16.7	27.6	5.3	Airman First Class
15.6	6.5	6.4	4.4	5.1	7.7	3.5	Airman Second Class
1.6	1.3	1.4	0.9	2.1	1.8	13.3	Airman Third Class
0.6	0.5	0.7	0.4	0.6	0.6	8.8	Airman Basic
0.1	-	-	-	-	-	3.6	Aviation Cadet
							GEOGRAPHIC AREA
69.3	70.6	71.8	69.7	64.7	67.7	87.6	Continental US
30.7	29.4	28.2	30.3	35.3	32.3	12.4	Overseas
							DATE OF SEPARATION
1.1	1.6	1.1	0.9	1.4	0.9	-	May 1956 Through June 1956
7.4	8.6	6.8	6.8	7.7	7.9	7.1	July 1956 Through June 1957
11.3	12.5	11.4	11.4	11.3	10.5	10.6	July 1958 Through June 1958
80.2	77.3	80.7	80.9	79.6	80.7	82.3	Others
							CAREER PLANS WHEN FIRST ENTERED THE AIR FORCE
27.5	23.8	23.8	27.1	29.8	33.1	37.6	Make The AF A Career
1.3	1.5	1.0	1.4	1.4	1.7	-	Stay In Air Force For Just Two Enlistments
25.5	27.5	26.6	29.5	24.6	19.2	24.1	Serve Only First Enlistment
10.1	11.2	12.1	9.8	8.9	7.6	11.6	Hadn't Thought About It
35.6	36.0	36.5	32.2	35.3	38.4	26.7	Was Undecided At That Time
							REENLISTMENT INTENT
80.4	77.5	82.1	80.1	78.9	80.8	87.6	Yes
7.7	9.7	6.5	8.1	7.7	8.2	5.3	No
11.9	12.8	11.4	11.8	13.4	11.0	7.1	Undecided
							PRESENTLY WORKING IN PAFSC
84.8	86.1	86.5	82.5	83.8	87.0	61.9	Yes
6.3	5.8	5.3	9.0	5.4	4.8	16.0	No, Working In An Additional AFSC Shown In Personnel Records
8.9	8.1	8.2	8.5	10.8	8.2	22.1	No, Working In An AFSC That Is Not Shown In Personnel Records
							REENLISTMENT INTENT IF GIVEN OPPORTUNITY FOR ADVANCED TRAINING IN PRESENT AFS
							Already Intend To Reenlist:
22.7	17.7	20.2	29.0	22.5	22.6	28.4	And Not Interested In Such An Opportunity
49.4	51.6	53.3	43.7	49.0	48.5	49.4	But Would Want Such An Opportunity
6.2	7.3	5.8	6.9	6.0	5.9	5.3	Would Not Reenlist For Such An Opportunity
7.1	7.5	7.0	6.7	7.1	7.5	7.1	Would Reenlist For Such An Opportunity
14.6	15.9	13.7	13.7	15.4	15.5	9.8	Undecided

TABLE 180 – USAF AIRMEN BY CATEGORY OF ENLISTMENT AND FUNCTIONAL CATEGORIES

(Table below is a modification of Tables 183,

SELECTED CHARACTERISTICS AND ATTITUDES	AIRMAN STRENGTH	FIRST TERM AIRMEN						
		STRENGTH TOTAL	Highly Technical Category	Technical Category B-1 a/	Technical Category B-2 b/	Semi-Technical Category	Non-Technical Category	Others
AIRMAN - TOTAL	765,880	483,424	99,029	159,854	64,484	76,956	60,565	22,536
PER CENT - TOTAL	100.0	100.0	100.0	100.0	100.0	100.0	100.0	100.0
AWARDED SKILL LEVEL 3 ON COMPLETION OF FORMAL BASIC TECHNICAL TRAINING COURSE								
No	47.2	41.4	18.9	24.0	60.0	55.7	63.7	82.7
Yes	48.5	52.0	70.4	69.0	37.2	38.5	32.3	9.7
Attending Such A Course Now	4.3	6.6	10.7	7.0	2.8	5.8	4.0	7.6
FIRST DUTY ASSIGNMENT SAME AS TECHNICAL TRAINING RECEIVED								
Never Received Such Training Or Am Now Attending Such A Course	48.5	46.5	28.4	30.9	60.7	59.0	63.7	90.5
Have Received Such Training And First Duty Assignment:								
Was Same As Training Received	18.6	18.2	23.6	23.2	13.9	12.6	14.8	4.7
Contained Most Of Training Received	18.7	20.0	27.2	27.4	13.9	13.3	13.0	2.6
Contained Only A Few Duties Of Training Received	9.3	10.5	14.8	12.4	7.7	10.1	6.2	1.7
Contained None Of Training Received	4.9	4.8	6.0	6.1	3.8	5.0	2.3	0.5
TIME IN SKILL LEVEL 1 IN PRESENT AFS								
Less Than 3 Months	10.6	10.9	11.1	10.6	12.6	12.3	11.1	3.5
3 Through 5 Months	19.1	21.5	16.5	24.6	27.4	20.2	23.6	4.7
6 Through 8 Months	15.0	17.8	17.7	24.6	16.2	13.6	15.0	2.5
9 Through 11 Months	7.4	8.8	17.7	8.3	6.5	5.3	6.1	1.4
12 Through 14 Months	3.3	3.5	6.4	1.9	3.4	3.9	4.0	0.4
15 Through 17 Months	1.2	1.4	1.0	1.1	1.9	1.8	2.1	0.3
18 Through 23 Months	1.3	1.5	0.7	1.0	2.0	2.0	3.2	0.2
24 Through 29 Months	0.8	0.8	0.3	0.5	1.1	1.4	1.5	0.2
30 Through 35 Months	0.3	0.3	0.1	0.2	0.4	0.7	0.5	-
36 Through 41 Months	0.3	0.3	0.1	0.2	0.3	0.5	0.4	-
42 Through 47 Months	0.1	0.1	-	0.1	0.1	0.1	0.3	0.2
48 Months Or More	0.6	0.1	0.1	0.1	0.1	0.1	0.1	-
Still Serving At Skill Level 1	13.6	20.2	15.7	14.7	14.1	24.0	21.8	70.5
Never Served At Skill Level 1	26.4	12.8	12.6	12.1	13.9	14.1	10.3	16.1
TIME IN SKILL LEVEL 3 IN PRESENT AFS								
Less Than 3 Months	3.0	2.0	1.9	2.2	2.4	1.8	2.1	0.7
3 Through 5 Months	8.7	7.5	8.2	8.2	9.2	5.9	7.4	0.7
6 Through 8 Months	13.2	12.8	14.9	14.0	14.9	10.3	11.8	1.3
9 Through 11 Months	9.1	9.3	11.4	10.4	10.2	7.9	7.8	0.9
12 Through 14 Months	8.8	7.9	8.4	10.1	6.4	7.4	7.0	0.8
15 Through 17 Months	3.6	3.5	3.6	4.0	3.2	4.2	3.1	0.2
18 Through 23 Months	4.3	4.0	3.7	4.9	2.9	5.0	4.0	0.6
24 Through 29 Months	2.5	1.7	1.3	2.1	1.1	2.0	2.0	0.5
30 Through 35 Months	0.8	0.5	0.2	0.7	0.3	0.5	0.6	0.1
36 Through 41 Months	0.5	0.2	0.1	0.3	0.2	0.5	0.3	0.1
42 Through 47 Months	0.2	0.1	-	0.1	0.2	0.1	0.1	0.2
48 Months Or More	0.4	0.1	-	0.1	-	-	0.1	0.1
Still Serving At Skill Level 3	19.2	28.7	30.1	27.5	32.9	29.0	30.1	14.1
Never Served At Skill Level 3	25.7	21.7	16.2	15.4	16.1	25.4	23.6	79.7

BY SELECTED CHARACTERISTICS AND ATTITUDES,— WORLDWIDE — 31 MAY 1956 (CONTINUED)

184, and 191 ; it also contains new data.)

CAREER AIRMEN							SELECTED CHARACTERISTICS AND ATTITUDES
Strength Total	Highly Technical Category	Technical Category B-1 a/	Technical Category B-2 b/	Semi-Technical Category	Non-Technical Category	Other	
282,456	30,444	85,552	57,500	56,340	49,943	2,677	AIRMAN - TOTAL
100.0	100.0	100.0	100.0	100.0	100.0	100.0	PER CENT - TOTAL
							AWARDED SKILL LEVEL 3 ON COMPLETION OF FORMAL BASIC TECH TRNG COURSE
57.1	42.4	45.2	64.1	69.4	65.1	45.0	No
42.5	57.0	54.4	35.5	30.2	34.6	54.1	Yes
0.4	0.6	0.4	0.4	0.4	0.3	0.9	Attending Such A Course Now
							FIRST DUTY ASSIGNMENT SAME AS TECHNICAL TRAINING RECEIVED.
52.3	39.0	41.0	60.5	63.8	58.4	43.5	Never Received Such Training Or Am Now Attending Such A Course
							Have Received Such Training And First Duty Assignment:
18.9	22.6	23.8	13.3	13.9	20.0	20.4	Was Same As Training Received
16.6	22.9	22.0	13.9	10.7	12.7	21.3	Contained Most Of Training Received
7.2	9.2	7.8	7.9	6.0	5.4	7.4	Contained Only A Few Duties of Training Received
5.0	6.3	5.4	4.4	5.6	3.5	7.4	Contained None Of Training Received
							TIME IN SKILL LEVEL 1 IN PRESENT AFS
10.2	9.7	9.3	10.0	9.3	13.0	9.9	Less Than 3 Months
15.2	12.7	12.7	15.5	15.6	20.2	9.0	3 Through 5 Months
10.3	10.3	12.2	7.5	10.1	10.7	8.1	6 Through 8
4.8	7.0	6.5	2.9	4.0	3.9	2.7	9 Through 11
3.0	3.4	3.2	2.1	3.1	3.3	1.8	12 Through 14
0.9	1.0	0.9	0.8	1.0	1.1	-	15 Through 17
0.9	0.6	0.8	0.5	1.0	1.5	-	18 Through 23
0.7	0.6	0.6	0.6	1.1	0.7	-	24 Through 29
0.3	-	0.2	0.2	0.3	0.6	-	30 Through 35
0.3	0.2	0.2	0.2	0.4	0.9	-	36 Through 41
0.1	-	0.1	-	0.2	0.3	-	42 Through 47
1.5	0.7	1.6	0.7	1.8	2.5	1.8	48 Months or More
2.3	0.8	2.4	1.5	3.0	2.7	9.0	Still Serving At Skill Level 1
49.5	53.0	49.3	57.5	49.1	38.6	57.7	Never Served At Skill Level 1
							TIME IN SKILL LEVEL 3 IN PRESENT AFS
4.8	6.7	4.9	4.8	4.5	3.5	4.5	Less Than 3 Months
10.9	12.4	9.9	12.1	10.7	10.4	7.2	3 Through 5 Months
13.9	14.3	13.7	14.0	13.2	14.3	18.0	6 Through 8
8.6	10.0	8.6	7.7	8.4	9.2	11.7	9 Through 11
10.4	9.2	11.4	8.3	10.7	11.5	8.1	12 Through 14
3.7	3.2	3.4	3.4	3.9	4.7	0.9	15 Through 17
4.9	4.5	5.2	3.3	5.0	6.3	4.5	18 Through 23
4.0	2.6	3.7	2.8	4.4	6.2	2.7	24 Through 29
1.2	1.0	1.1	0.7	1.5	1.8	-	30 Through 35
1.1	0.5	0.9	0.5	1.5	2.0	-	36 Through 41
0.3	0.7	0.2	0.2	0.3	0.3	-	42 Through 47
1.0	0.4	1.2	0.8	1.1	1.3	0.9	48 Months Or More
3.0	3.4	2.2	3.4	3.4	2.9	5.4	Still Serving At Skill Level 3
32.2	31.1	33.6	38.0	31.4	25.6	36.1	Never Served At Skill Level 3

TABLE 180— USAF AIRMEN BY CATEGORY OF ENLISTMENT AND FUNCTIONAL CATEGORIES

(Table below is a modification of Tables 183,

SELECTED CHARACTERISTICS AND ATTITUDES	AIRMAN STRENGTH	FIRST TERM AIRMEN						
		Strength Total	Highly Technical Category	Technical Category B-1 a/	Technical Category B-2 a/	Semi-Technical Category	Non-Technical Category	Other
AIRMAN - TOTAL	765,880	483,424	99,029	159,854	64,484	76,956	60,565	22,536
PER CENT - TOTAL	100.0	100.0	100.0	100.0	100.0	100.0	100.0	100.0
TIME IN SKILL LEVEL 5 IN PRESENT AFS								
Less Than 3 Months	1.0	0.6	0.5	0.6	0.4	0.7	0.7	0.3
3 Through 5 Months	1.4	0.6	0.5	0.7	0.7	0.6	0.6	0.2
6 Through 8	1.8	0.6	0.4	0.6	0.9	1.0	0.6	0.2
9 Through 11	1.5	0.6	0.5	0.6	0.5	0.7	0.8	0.2
12 Through 14	2.6	0.8	0.5	1.0	0.5	0.9	1.2	0.1
15 Through 17	1.1	0.4	0.3	0.7	0.4	0.4	0.3	-
18 Through 23	1.7	0.5	0.4	0.8	0.3	0.6	0.6	-
24 Through 29	2.2	0.4	0.4	0.5	0.3	0.5	0.4	0.3
30 Through 35	1.1	0.1	0.1	0.2	0.1	0.1	0.1	0.1
36 Through 41	1.3	0.1	0.1	0.1	0.1	0.2	0.2	-
42 Through 47	0.5	0.1	-	0.1	0.1	0.1	0.1	-
48 Months Or More	2.8	0.1	-	0.1	0.1	0.2	0.4	-
Still Serving At Skill Level 5	43.9	46.0	50.9	51.8	48.5	41.0	42.3	8.9
Never Served At Skill Level 5	37.1	49.1	45.4	42.2	47.1	53.0	51.7	89.7
TECH TRAINING RECEIVED IN PREVIOUS LOWER SKILL LEVEL IN PRESENT PAFSC								
Less Than 2 Weeks	1.2	1.2	1.2	1.2	1.3	1.0	1.7	0.7
2 Through 3 Weeks	4.8	5.3	4.2	5.7	4.9	6.5	7.3	1.1
4 Through 6	11.9	13.7	15.1	20.9	8.8	9.1	9.6	2.5
7 Through 9	9.5	10.0	15.5	11.0	6.7	9.9	5.5	1.4
10 Through 12	8.7	8.3	8.9	8.4	8.7	8.6	8.5	2.6
13 Through 15	3.6	3.4	4.1	4.2	2.6	2.9	3.4	0.8
16 Through 18	4.0	4.3	3.5	8.7	2.4	1.5	1.9	0.6
19 Through 24	3.1	3.2	4.4	5.6	1.3	1.2	1.4	0.3
25 Through 30	1.9	1.9	4.1	2.8	0.5	0.6	0.5	0.2
31 Through 36	1.9	2.0	6.5	1.4	0.3	0.5	0.4	0.5
37 Through 40	0.6	0.6	2.0	0.3	0.1	0.2	0.4	-
41 Weeks Or More	0.8	0.3	0.7	0.2	0.1	0.2	0.2	0.1
Did Not Serve In Previous Lower Skill Level In This PAFSC.	19.8	20.6	17.4	16.6	16.3	21.2	19.5	69.9
No Tech Training Received In Previous Lower Skill Level	28.2	25.2	12.4	13.0	46.0	36.6	39.7	19.3
FORMAL OJT RECEIVED IN PREVIOUS LOWER SKILL LEVEL IN PRESENT PAFSC								
Less Than 2 Weeks	2.1	2.4	2.3	2.1	2.9	3.2	2.3	0.9
2 Through 3 Weeks	8.1	9.2	8.6	9.7	10.2	10.0	9.5	1.8
4 Through 6	14.4	15.4	15.5	17.3	16.9	13.6	16.6	2.2
7 Through 9	9.2	9.4	9.6	10.4	9.8	8.4	11.2	1.3
10 Through 12	10.8	10.1	9.6	10.4	11.7	11.3	10.6	1.7
13 Through 15	3.6	3.4	2.9	3.6	4.0	3.3	4.5	0.3
16 Through 18	3.0	2.9	2.6	3.2	2.7	3.2	3.4	0.1
19 Through 24	3.3	3.0	3.5	3.3	3.0	2.8	3.2	0.5
25 Through 30	1.4	1.3	1.3	1.6	1.2	1.0	1.3	0.1
31 Through 36	0.9	0.8	0.8	0.9	0.8	0.8	0.8	0.1
37 Through 40	0.6	0.5	0.5	0.5	0.6	0.4	0.8	-
41 Weeks Or More	1.0	0.3	0.3	0.4	0.2	0.3	0.4	0.1
Did Not Serve In Previous Lower Skill Level In This PAFSC	20.4	21.8	20.7	18.7	16.9	21.0	16.9	71.8
No OJT Received In Previous Lower Skill Level In This PAFSC	21.2	19.5	21.8	17.9	19.1	20.7	18.5	19.1

a/ Maintenance and Repair.

b/ Administration and Clerical.

AND SELECTED CHARACTERISTICS AND ATTITUDES — WORLDWIDE — 31 MAY 1956 (CONTINUED)

184, and 191 ; it also contains new data.)

CAREER AIRMEN							SELECTED CHARACTERISTICS AND ATTITUDES
Strength Total	Highly Technical Category	Technical Category B-1 a/	Technical Category B-2 b/	Semi-Technical Category	Non-Technical Category	Other	
282,456	30,444	85,552	57,500	56,340	49,943	2,677	TIME IN SKILL LEVEL 5
100.0	100.0	1100.0	100.0	100.0	100.0	100.0	PER CENT - TOTAL
							TIME IN SKILL LEVEL 5 IN PRESENT AFS
1.6	1.9	2.0	1.6	1.5	1.2	0.9	Less Than 3 Months
2.7	4.9	2.4	3.4	2.1	1.8	2.7	3 Through 5 Months
3.7	4.2	4.1	4.3	3.5	2.5	4.5	6 Through 8
3.2	3.5	3.7	3.4	2.3	2.4	5.3	9 Through 11
5.6	5.8	6.5	5.4	5.2	4.6	8.9	12 Through 14
2.4	2.9	2.2	2.4	2.4	2.2	3.6	15 Through 17
3.7	3.8	4.5	3.6	3.7	2.4	4.5	18 Through 23
5.3	7.0	5.2	4.9	6.0	3.6	6.2	24 Through 29
2.8	3.5	2.7	2.9	3.1	2.1	3.6	30 Through 35
3.3	3.3	3.9	3.6	2.7	2.8	3.6	36 Through 41
1.4	1.1	1.5	1.8	1.0	1.2	1.8	42 Through 47
7.2	7.1	7.8	5.8	6.7	8.6	7.1	48 Months Or More
40.3	33.0	35.7	33.3	44.8	56.5	27.7	Still Serving At Skill Level 5
16.8	18.0	17.8	23.6	15.0	8.1	19.6	Never Served At Skill Level 5
							TECH TRAINING RECEIVED IN PREVIOUS LOWER SKILL LEVEL IN PRESENT PAFSC
1.1	0.7	1.2	0.8	1.2	1.4	0.9	Less Than 2 Weeks
3.9	2.7	3.5	3.7	3.7	5.9	3.6	2 Through 3 Weeks
8.8	10.2	11.4	6.2	6.5	9.5	5.3	4 Through 6
8.8	8.6	10.3	6.2	7.3	11.2	9.8	7 Through 9
9.4	9.9	10.1	10.5	8.1	8.2	9.8	10 Through 12
3.7	4.9	4.6	3.2	2.6	3.2	7.1	13 Through 15
3.4	4.8	4.8	2.8	2.1	2.7	-	16 Through 18
3.0	4.9	4.9	1.3	1.9	1.8	0.9	19 Through 24
1.8	3.0	3.5	0.3	1.2	0.6	3.6	25 Through 30
1.8	3.9	3.5	0.2	1.1	0.3	1.8	31 Through 36
0.7	2.7	0.8	0.2	0.2	0.4	-	37 Through 40
1.9	3.1	2.3	0.5	1.6	1.9	6.2	41 Weeks Or More
18.4	15.0	18.2	21.6	18.5	16.8	14.3	Did Not Serve In Previous Lower Skill Level In This PAFSC
33.3	25.6	20.9	42.5	44.0	36.1	36.7	No Tech Training Received In Previous Lower Skill Level
							FORMAL OJT RECEIVED IN PREVIOUS LOWER SKILL LEVEL IN PRESENT PAFSC
1.4	1.3	1.5	1.1	1.2	1.6	1.8	Less Than 2 Weeks
6.3	6.4	6.5	5.7	6.2	6.4	9.0	2 Through 3 Weeks
12.8	15.1	13.4	11.0	11.7	13.8	8.1	4 Through 6
8.9	11.1	8.3	8.1	8.7	9.7	9.9	7 Through 9
12.0	9.7	12.5	11.0	11.9	13.9	11.7	10 Through 12
3.8	3.6	4.0	2.9	4.5	4.2	0.9	13 Through 15
3.3	3.3	3.4	2.9	3.6	3.4	4.5	16 Through 18
3.6	5.0	3.5	3.1	3.3	4.3	-	19 Through 24
1.7	1.9	1.9	1.4	1.6	1.6	4.5	25 Through 30
1.2	1.9	1.0	1.0	1.1	1.3	2.7	31 Through 36
0.7	0.8	0.7	0.5	0.7	0.9	1.8	37 Through 40
2.1	1.9	2.1	1.8	2.0	2.6	2.7	41 Weeks Or More
18.0	15.6	18.2	20.6	18.7	15.3	12.7	Did Not Serve In Previous Lower Skill Level In This PAFSC
24.2	22.4	23.0	28.9	24.8	21.0	29.7	No OJT Received In Previous Lower Skill Level In This PAFSC

Source: Sample Survey, Personnel Statistics Division, Directorate of Statistical Services, DCS/Comptroller.

TABLE 181 — AVERAGES FOR SELECTED CHARACTERISTICS FOR USAF AIRMEN BY GRADE IN WHICH SERVING, WORLDWIDE — 31 MAY 1956

(Table below is a new table)

SELECTED CHARACTERISTICS	AVERAGE FOR ALL AIRMAN	GRADE IN WHICH SERVING							
		Master Sergeant	Technical Sergeant	Staff Sergeant	Airman First Class	Airman Second Class	Airman Third Class	Airman Basic	Aviation Cadet
AVERAGE									
Age In Years	24.2	36.9	31.7	27.5	23.3	21.0	19.8	19.4	21.1
Number Of Legal Dependents	1.1	2.8	2.4	1.9	1.0	0.5	0.3	0.2	0.1
Months Of Active Federal Military Service	58.8	173.5	128.7	90.3	50.6	30.0	17.4	13.5	15.5
Months Of Total Federal Military Service	62.2	181.0	135.5	94.4	53.0	32.5	19.7	15.5	21.5
Months Of Total Federal Military Service Spent Overseas	16.2	44.1	39.3	27.6	14.1	7.5	3.4	2.9	1.1
Recommended Overseas Tour For 30-Year Career Airmen (Years)	9.8	9.3	9.9	10.4	10.1	10.0	9.6	8.7	8.6
LENGTH OF TOUR IN CONTINENTAL US									
On First Overseas Tour: Months Of Active Federal Military Service Prior To This Overseas Tour	19.4	63.1	61.7	41.3	21.2	13.7	10.9	12.9	-
On Second Or Later Overseas Tour: Months Of Active Federal Military Service In Z/I Preceding This O/S Tour	30.0	43.5	34.5	26.7	19.0	16.9	18.4	25.1	-
In Continental US - Had No O/S Tour: Months Of Active Federal Military Service	21.9	70.8	65.4	50.4	37.3	22.0	11.3	6.9	11.9
In Continental US - Had Previous Overseas Tour: Months Of Active Federal Military Service Since Most Recent Overseas Tour	23.4	35.7	30.6	24.6	15.7	12.3	13.6	17.8	16.5

Source: Sample Survey, Personnel Statistics Division, Directorate of Statistical Services, DCS/Comptroller.

TABLE 182 — MILITARY INDOCTRINATIONAL TRAINING OF USAF PERSONNEL — FY 1955 AND FY 1956

(Table below is a modification of Table 192, FY 1955)

TYPE OF TRAINING	UNDER INSTRUCTION (BEGINNING OF PERIOD)	DURING PERIOD			UNDER INSTRUCTION (END OF PERIOD)
		Entries	Losses	Graduates	
	FISCAL YEAR SUMMARIES				
FY 1955 - TOTAL	28,175	170,397	5,527	164,513	28,532
BASIC MILITARY TRAINING - TOTAL	27,895	169,662	5,400	163,914	28,243
OFFICER BASIC MILITARY COURSE - TOTAL	5	50	-	55	-
OFFICER BASIC MILITARY COURSE (CHAPLAIN) - TOTAL	14	103	27	72	18
OFFICER CANDIDATE TRAINING - TOTAL	261	582	100	472	271
	FY 1956				
FY 1956 - TOTAL	28,532	138,356	8,065	142,215	16,608
BASIC MILITARY TRAINING - TOTAL	28,243	137,891	8,006	141,643	16,485
OFFICER BASIC MILITARY COURSE - TOTAL	-	7	-	4	3
OFFICER BASIC MILITARY COURSE (CHAPLAIN) - TOTAL	18	175	1	192	-
OFFICER CANDIDATE TRAINING - TOTAL	271	283	58	376	120
FIRST QUARTER - TOTAL	28,532	38,789	1,580	37,932	27,809
Basic Military Training	28,243	38,746	1,580	37,914	27,495
Officer Basic Military Course	-	-	-	-	-
Officer Basic Military Course (Chaplain)	18	43	-	18	43
Officer Candidate Training	271	-	-	-	271
SECOND QUARTER - TOTAL	27,809	26,269	1,822	36,060	16,196
Basic Military Training	27,495	26,194	1,814	35,835	16,040
Officer Basic Military Course	-	4	-	4	-
Officer Basic Military Course (Chaplain)	43	71	-	86	28
Officer Candidate Training	271	-	8	135	128
THIRD QUARTER - TOTAL	16,196	38,405	2,427	35,943	16,231
Basic Military Training	16,040	38,084	2,409	35,799	15,916
Officer Basic Military Course	-	-	-	-	-
Officer Basic Military Course (Chaplain)	28	38	1	27	38
Officer Candidate Training	128	283	17	117	277
FOURTH QUARTER - TOTAL	16,231	34,893	2,236	32,280	16,608
Basic Military Training	15,916	34,867	2,203	32,095	16,485
Officer Basic Military Course	-	3	-	-	3
Officer Basic Military Course (Chaplain)	28	38	1	27	38
Officer Candidate Training	128	283	17	117	277

Source: Personnel Statistics Division, Directorate of Statistical Services, DCS/Comptroller

TABLE 183— MILITARY INDOCTRINATIONAL TRAINING OF WAF PERSONNEL — FY 1955 AND FY 1956

(Table below is a modification of Table 193, FY 1955)

TYPE OF TRAINING AND DATE	UNDER INSTRUCTION (BEGINNING OF PERIOD)	DURING PERIOD			UNDER INSTRUCTION (END OF PERIOD)
		Entries	Losses	Graduates	
	FISCAL YEAR SUMMARIES				
FY 1955 - TOTAL	571	3,369	73	3,348	519
BASIC MILITARY TRAINING - TOTAL	568	3,353	73	3,338	510
OFFICER BASIC MILITARY COURSE - TOTAL	-	1	-	1	-
OFFICER CANDIDATE TRAINING - TOTAL	3	15	-	9	9
	FY 1956				
FY 1956 - TOTAL	519	3,225	160	3,143	441
BASIC MILITARY TRAINING - TOTAL	510	3,189	151	3,122	426
OFFICER BASIC MILITARY COURSE - TOTAL	-	3	-	-	3
OFFICER CANDIDATE TRAINING - TOTAL	9	33	9	21	12
FIRST QUARTER - TOTAL	519	953	51	767	654
Basic Military Training	510	948	51	761	646
Officer Basic Military Course	-	-	-	-	-
Officer Candidate Training	9	5	-	6	8
SECOND QUARTER - TOTAL	654	777	42	1,039	350
Basic Military Training	646	777	40	1,037	346
Officer Basic Military Course	-	-	-	-	-
Officer Candidate Training	8	-	2	2	4
THIRD QUARTER - TOTAL	350	816	35	533	598
Basic Military Training	346	788	32	531	571
Officer Basic Military Course	-	-	-	-	-
Officer Candidate Training	4	28	3	2	27
FOURTH QUARTER - TOTAL	598	679	32	804	441
Basic Military Training	571	676	28	793	426
Officer Basic Military Course	-	3	-	-	3
Officer Candidate Training	27	-	4	11	12

Source: Personnel Statistics Division, Directorate of Statistical Services, DCS/Comptroller

TABLE 184 — SUMMARY — AIRMEN COMPLETING ON-THE-JOB TRAINING FY 1955 AND FY 1956

(Table below is a modification of Table 195, FY 1955)

CAREER FIELD AND DATE	TOTAL COMPLETED OJT	OJT TO "3" AND "5" LEVEL			OJT TO "7" LEVEL		
		Total	Upgrade	Other	Total	Upgrade	Other
	FISCAL YEAR SUMMARIES						
FY 1955 - TOTAL	168,831	146,908	107,212	39,696	21,923	18,151	3,772
	FY 1956						
TOTAL	224,856	208,702	166,192	42,510	16,154	16,154	-
HIGHLY TECHNICAL - TOTAL	34,028	31,263	28,026	3,237	2,765	2,765	-
TECHNICAL - TOTAL	116,116	106,468	83,040	23,428	9,648	9,648	-
Administrative and Clerical	49,631	46,017	33,783	12,234	3,614	3,614	-
Maintenance and Repair	66,485	60,451	49,257	11,194	6,034	6,034	-
SEMI-TECHNICAL - TOTAL	35,393	32,993	25,780	7,213	2,400	2,400	-
NON-TECHNICAL - TOTAL	39,319	37,978	29,346	8,632	1,341	1,341	-

Source: Personnel Statistics Division, Directorate of Statistical Services, DCS/Comptroller

TABLE 185 — SUMMARY — USAF FLYING TRAINING OF USAF PERSONNEL — FY 1940 THROUGH FY 1956

(The figures below reflect the number of courses completed by students and not the number of different individuals graduated. Students who complete more than one course of training are counted as graduates from each course. Table below is a modification of Table 196, FY 1955)

FISCAL YEARS AND TYPE OF TRAINING BY COURSE	UNDER INSTRUCTION BEGINNING OF PERIOD	DURING PERIOD			UNDER INSTRUCTION END OF PERIOD
		Entries	Losses	Graduates	
	FISCAL YEAR SUMMARIES				
FY 1940	-	6,713	1,358	3,506	1,849
FY 1941	1,849	26,039	5,558	15,368	6,962
FY 1942	6,962	118,702	17,534	70,755	37,375
FY 1943	37,375	535,282	59,091	399,078	114,488
FY 1944	114,488	789,927	69,405	675,092	159,918
FY 1945	159,918	285,789	42,773	373,141	29,793
FY 1946	29,793	9,476	4,080	34,593	596
FY 1947	596	3,186	932	2,726	124
FY 1948	124	4,447	711	2,941	919
FY 1949	919	5,576	1,431	2,392	2,672
FY 1950	2,672	9,041	2,570	5,745	3,398
FY 1951	3,398	17,878	2,173	12,118	a/ 7,239
FY 1952	7,239	42,874	3,928	32,335	a/ 13,854
FY 1953	13,854	55,981	6,053	47,394	a/ 16,439
FY 1954	16,439	57,904	6,139	51,603	b/ 16,762
FY 1955 c/	16,775	52,828	4,625	49,706	d/ 15,110
	FY 1956 - TOTAL				
TOTAL	15,110	55,316	4,395	51,329	14,702
OFFICER - TOTAL	10,698	46,595	3,149	42,266	11,878
Pilot Training - Total	5,606	19,399	2,227	16,808	5,970
Preflight Training (Pilot)	520	5,884	484	5,721	199
Undergraduate Pilot Training - Total	4,744	11,635	1,709	9,123	5,547
Primary	3,060	6,516	1,332	5,001	3,243
Basic - Total	1,684	5,119	377	4,122	2,304
Single Engine	1,037	2,922	264	2,408	1,287
Multi-Engine	647	2,197	113	1,714	1,017
Miscellaneous Pilot Training - Total	342	1,880	34	1,964	224
Helicopter	43	192	8	208	19
Helicopter Familiarization	3	96	-	99	-
Transition - Total	82	573	7	588	60
Multi-Engine, Conventional, B-26	53	-	-	53	-
Jet Qualification	29	573	7	535	60
Instructor - Total	206	887	18	943	132
Instrument Pilot, Jet	26	134	4	134	22
Instrument Pilot, Conventional	24	124	2	128	18
Primary Instructor School	-	4	-	3	1
Basic Pilot Instructor School, Single Engine, Jet	122	376	9	415	74
Basic Pilot Instructor School, Multi-Engine, Conventional	26	210	1	218	17
Fighter Weapons Instructor	8	39	2	45	-
Senior Officers Jet Instrument Familiarization	4	22	-	26	-
B-47 Senior Officers Familiarization	4	55	1	58	-
Field and Senior Officers Fighter Weapons Familiarization	-	44	-	42	2
Tactical Reconnaissance Pilot, RF-84	-	11	-	-	11
Diversified Training - Total	288	6,443	69	6,115	547
Interceptor Controller	87	1,181	17	1,072	179
Tactical Air Controller	7	190	-	197	-
Flying Training AF Supervisory School	16	179	-	186	9
Ground Observer Training	-	122	-	122	-
Combat Survival Training	178	4,682	52	4,449	359
Staff Officers Survival Familiarization	-	89	-	89	-
Aircraft Observer and Related Training - Total	3,185	10,517	659	8,851	4,192
Preflight Training (Observer)	61	2,270	306	1,913	112
Basic Aircraft Observer (New Production)-Total	1,462	2,411	256	1,336	2,281
B-57, 66 1521 Navigator-Bombardier	e/ 16	-	-	14	-
BOECM 3021 Electronic Countermeasures	e/ -	-	-	2	-
Primary Basic Observer (Non-Rated Officer)	1,446	2,411	256	1,320	2,281

TABLE 185 – SUMMARY – USAF FLYING TRAINING OF USAF PERSONNEL – FY 1940 THROUGH FY 1956 (CONTINUED)

(See headnote on first page of table)

FISCAL YEARS AND TYPE OF TRAINING BY COURSE	UNDER INSTRUCTION BEGINNING OF PERIOD	DURING PERIOD			UNDER INSTRUCTION END OF PERIOD
		Entries	Losses	Graduates	
	FY 1956 - TOTAL (Cont'd)				
Aircraft Observer and Related Training (Cont'd)					
Primary-Basic Observer, Upgrading	394	445	29	568	242
Primary-Basic Navigator, Upgrading	-	129	2	61	66
Basic Observer, B-36, 47, 52	12	-	2	10	-
Basic Observer, B-57, 66	-	-	-	e/ 2	-
Upgrading Courses - Total	493	1,280	22	1,282	469
B-47 Aircraft	81	278	2	357	-
B-52 Aircraft	-	47	-	33	14
B-66 Aircraft	-	53	-	47	6
Aircraft Observer Technical, Upgrading	168	-	7	161	-
Aircraft Observer Technical, Upgrading (K-Radar)	7	279	1	177	108
Aircraft Observer Training for Pilots	237	623	12	507	341
Advanced Observer Courses - Total	623	1,891	42	1,524	946
Intercept	121	350	25	433	213
Aircraft Performance Engineer	60	103	1	96	66
Electronic Countermeasures	122	199	5	196	e/ 118
Strategic Bombardment	213	595	5	539	264
Strategic Bombardment and Reconnaissance Training	43	133	-	116	60
Tactical Bombardment and Reconnaissance Training	64	226	6	144	140
Reconnaissance Bombardment	-	85	-	-	85
Familiarization and Special Courses - Total	140	2,091	-	2,155	76
Aircraft Observer Instructor School	86	381	-	436	31
Commanders' Radar Bombing Familiarization	6	278	-	284	-
Staff Officers ECM Familiarization	-	1,053	-	1,053	-
Senior Officer ECM Familiarization	-	176	-	176	-
Radar Equipment-Air Maintenance, Upgrading	16	170	-	173	13
Senior Observer Technical Specialist	32	33	-	33	32
Combat Flying Training (Individual) - Total	1,573	6,596	183	6,863	1,123
Fighter, F-84, F-86, Phase I	73	200	2	271	-
Fighter, F-84	121	194	7	276	32
Fighter, F-86	137	248	5	260	120
Fighter, F-100	-	125	-	98	27
Medium Bomb Transition, B-29	152	957	18	993	98
Light Bomb, Jet, B-57	120	92	6	206	-
Medium Bombardment, Jet, B-47	418	2,234	23	2,285	344
Multi-Engine Transition Training, Conventional C-119	83	330	3	410	-
Fighter Interceptor - Total	436	2,146	115	1,979	488
Instrument Pilot, Jet 112103	55	29	1	83	-
F-86D	250	1,084	43	1,021	270
F-89D	56	584	49	473	118
F-94C	75	449	22	402	100
Interceptor Weapons Instructor School, F-86D	14	70	2	68	14
Interceptor Weapons Instructor School, F-89D	10	-	-	10	-
Interceptor Weapons Instructor School, F-94C	9	-	2	7	-
Atomic, Biological and Chemical Warfare Training - Total	46	1,571	11	1,560	46
ABC Delivery Training - Fighter	22	121	2	141	-
ABC Delivery Instructor Training - Fighter	12	106	-	99	19
ABC Delivery Training - Bomber	12	190	-	189	13
ABC Delivery Instructor - Bomber	-	96	3	79	14
Nuclear Weapons Delivery Course-B-47 Special	-	683	-	683	-
Nuclear Weapons Delivery Course-B-36 Special	-	375	6	369	-
Air-Ground Operations School - Total	-	2,069	-	2,069	-
Air-Ground Operation Indoctrination	-	1,664	-	1,664	-
Air-Ground Specialist	-	282	-	282	-
Forward Air Controller	-	123	-	123	-
AIRMAN - TOTAL	4,412	8,721	1,246	9,063	2,824
Preflight Training (Pilot)	453	1,607	169	1,383	508

TABLE 185 — SUMMARY — USAF FLYING TRAINING OF USAF PERSONNEL — FY 1940 THROUGH FY 1956 (CONTINUED)

(See headnote on first page of table)

FISCAL YEARS AND TYPE OF TRAINING BY COURSE	UNDER INSTRUCTION BEGINNING OF PERIOD	DURING PERIOD			UNDER INSTRUCTION END OF PERIOD
		Entries	Losses	Graduates	
	FY 1956 - TOTAL (Cont'd)				
Undergraduate Pilot Training - Total	1,709	2,588	398	2,778	1,121
Primary	687	1,297	206	1,199	579
Basic - Total	1,022	1,291	192	1,579	542
Single Engine	630	909	131	1,003	405
Multi-Engine	392	382	61	576	137
Diversified Training - Total	194	2,061	80	2,048	127
Ground Observer Training	34	442	26	450	-
Combat Survival Training	160	1,619	54	1,598	127
Aircraft Observer and Related Training - Total	2,042	2,464	599	2,839	1,068
Preflight Training (Observer)	391	737	115	837	176
Basic Aircraft Observer (New Production) - Total	1,459	868	383	1,219	725
B-57, 66 1521 Navigator-Bombardier	77	-	1	76	-
B01 1561 Intercept	2	-	2	-	-
BOECM 3021 Electronic Countermeasures	2	-	1	1	-
Primary-Basic Observer	1,378	868	379	1,142	725
Flexible Gunnery Instructor	8	-	-	8	-
Gunlaying System Mechanic Gunner, B-36	33	25	-	58	-
Aircraft Electrician Gunner, B-36	10	119	1	99	29
Airborne ECM Specialist, B-36	134	297	94	327	10
Turret System Mechanic Gunner, B-36	6	415	6	287	128
Aircraft Observer Instructor School	1	3	-	4	-
Combat Flying Training (Individual) - Total	14	1	-	15	-
Four Engine Transition, B/RB-29	12	1	-	13	-
Multi-Engine Transition Training, C-119	2	-	-	2	-
	FY 1956 - FIRST QUARTER				
TOTAL	15,110	13,606	1,390	13,460	13,866
OFFICER - TOTAL	10,698	11,270	951	10,550	10,467
Pilot Training - Total	5,606	5,087	712	4,467	5,514
Preflight Training (Pilot)	520	1,600	189	1,618	313
Undergraduate Pilot Training - Total	4,744	2,887	515	2,230	4,886
Primary	3,060	1,762	428	1,203	3,191
Basic - Total	1,684	1,125	87	1,027	1,695
Single Engine	1,037	675	54	622	1,036
Multi-Engine	647	450	33	405	659
Miscellaneous Pilot Training - Total	342	600	8	619	315
Helicopter	43	65	3	53	52
Helicopter Familiarization	3	48	-	48	3
Transition - Total	82	112	1	141	52
Multi-Engine, Conventional, B-26	53	-	-	53	-
Jet Qualification	29	112	1	88	52
Instructor - Total	206	311	4	311	202
Instrument Pilot, Jet	26	48	1	38	35
Instrument Pilot, Conventional	24	47	-	39	32
Primary Instructor School	-	2	-	1	1
Basic Pilot Instructor School, Single Engine, Jet	122	116	3	145	90
Basic Pilot Instructor School, Multi-Engine, Conventional	26	90	-	72	44
Fighter Weapons Instructor	8	8	-	16	-
Senior Officers Jet Instrument Familiarization	4	22	-	26	-
B-47 Senior Officers Familiarization	4	27	-	25	6
Field and Senior Officers Fighter Weapons Familiarization	-	15	-	15	-
Tactical Reconnaissance, Pilot RF-84	-	-	-	-	-
Diversified Training - Total	288	965	18	950	285
Interceptor Controller	87	202	4	177	108
Tactical Air Controller	7	48	-	47	8
Flying Training AF Supervisory School	16	52	-	54	14
Ground Observer Training	-	42	-	27	15

TABLE 185 — SUMMARY — USAF FLYING TRAINING OF USAF PERSONNEL — FY 1940 THROUGH FY 1956 (CONTINUED)

(See headnote on first page of table)

FISCAL YEARS AND TYPE OF TRAINING BY COURSE	UNDER INSTRUCTION BEGINNING OF PERIOD	DURING PERIOD			UNDER INSTRUCTION END OF PERIOD
		Entries	Losses	Graduates	
	FY 1956 - FIRST QUARTER (Cont'd)				
Diversified Training (Cont'd)					
Combat Survival Training	178	599	14	623	140
Staff Officers Survival Familiarization	-	22	-	22	-
Aircraft Observer and Related Training - Total	3,185	2,672	193	2,536	3,128
Preflight Training (Observer)	61	601	101	433	128
Basic Aircraft Observer (New Production) - Total	1,462	518	70	531	1,379
B-57, 66 1521 Navigator-Bombardier	e/ 16	-	-	14	-
BOECM 3021 Electronic Countermeasures	e/ -	-	-	2	-
Primary-Basic Observer (Non-Rated Officer)	1,446	518	70	515	1,379
Primary-Basic Observer, Upgrading	394	158	6	223	323
Primary-Basic Navigator, Upgrading	-	46	-	-	46
Basic Observer, B-36, 47, 52	12	-	1	9	2
Basic Observer, B-57, 66	-	-	-	2	-
Upgrading Courses - Total	493	330	8	371	444
B-47 Aircraft	81	114	1	117	77
B-52 Aircraft	-	-	-	-	-
B-66 Aircraft	-	6	-	-	6
Aircraft Observer Technical, Upgrading	168	-	5	134	29
Aircraft Observer Technical, Upgrading (K-Radar)	7	54	-	-	61
Aircraft Observer Training for Pilots	237	156	2	120	271
Advanced Observer Courses - Total	623	428	7	345	697
Intercept	121	113	5	93	136
Aircraft Performance Engineer	60	38	1	-	97
Electronic Countermeasures	e/ 122	58	-	58	120
Strategic Bombardment	213	134	-	157	190
Strategic Bombardment and Reconnaissance Training	43	35	-	22	56
Tactical Bombardment and Reconnaissance Training	64	50	1	15	98
Reconnaissance Bombardment	-	-	-	-	-
Familiarization and Special Courses - Total	140	591	-	622	109
Aircraft Observer Instructor School	86	118	-	144	60
Commanders' Radar Bombing Familiarization	6	71	-	77	-
Staff Officers ECM Familiarization	-	283	-	283	-
Senior Officer ECM Familiarization	-	38	-	38	-
Radar Equipment Air Maintenance, Upgrading	16	48	-	48	16
Senior Observer Technical Specialist	32	33	-	32	33
Combat Flying Training (Individual) - Total	1,573	2,051	28	2,109	1,487
Fighter, F-84, F-86 Phase I	73	159	1	141	90
Fighter, F-84	121	91	3	96	113
Fighter, F-86	137	56	3	111	79
Fighter, F-100	-	19	-	19	-
Medium Bomb Transition, B-29	152	258	2	288	120
Light Bomb, Jet, B-57	120	63	4	134	45
Medium Bombardment, Jet, B-47	418	641	7	660	392
Multi-Engine Transition Training, Conventional, C-119	83	192	-	172	103
Fighter Interceptor - Total	436	545	6	445	530
Instrument Pilot, Jet 112103	55	29	1	83	-
F-86D	250	305	2	206	347
F-89D	56	116	2	69	101
F-94C	75	95	1	87	82
Interceptor Weapons Instructor School, F-86D	14	27	-	26	15
Interceptor Weapons Instructor School, F-89D	10	-	-	10	-
Interceptor Weapons Instructor School, F-94C	9	-	2	7	-
Atomic, Biological and Chemical Warfare Training - Total	46	107	-	112	41
ABC Delivery Training - Fighter	22	37	-	41	18
ABC Delivery Instructor Training - Fighter	12	23	-	28	7
ABC Delivery Training - Bomber	12	16	-	27	1
ABC Delivery Instructor - Bomber	-	31	-	16	15
Nuclear Weapons Delivery Course-B-47 Special	-	-	-	-	-
Nuclear Weapons Delivery Course-B-36 Special	-	-	-	-	-

TABLE 185 – SUMMARY – USAF FLYING TRAINING OF USAF PERSONNEL – FY 1940 THROUGH FY 1956 (CONTINUED)

(See headnote on first page of table)

FISCAL YEARS AND TYPE OF TRAINING BY COURSE	UNDER INSTRUCTION BEGINNING OF PERIOD	DURING PERIOD			UNDER INSTRUCTION END OF PERIOD
		Entries	Losses	Graduates	
	FY 1956 - FIRST QUARTER (Cont'd)				
Air-Ground Operations School - Total	-	388	-	376	12
Air-Ground Operation Indoctrination	-	296	-	296	-
Air-Ground Specialist	-	52	-	49	3
Forward Air Controller	-	40	-	31	9
AIRMAN - TOTAL	4,412	2,336	439	2,910	3,399
Preflight Training (Pilot)	453	450	49	498	356
Undergraduate Pilot Training - Total	1,709	907	135	1,091	1,390
Primary	687	422	57	410	642
Basic - Total	1,022	485	78	681	748
Single Engine	630	302	53	424	455
Multi-Engine	392	183	25	257	293
Diversified Training - Total	194	330	33	438	53
Ground Observer Training	34	96	10	120	-
Combat Survival Training	160	234	23	318	53
Aircraft Observer and Related Training - Total	2,042	648	222	868	1,600
Preflight Training (Observer)	391	111	37	379	86
Basic Aircraft Observer (New Production) - Total	1,459	382	174	319	1,348
B-57, 66 1521 Navigator-Bombardier	77	-	1	76	-
B01 1561 Intercept	2	-	1	-	1
BOECM 3021 Electronic Countermeasures	2	-	1	1	-
Primary-Basic Observer	1,378	382	171	242	1,347
Flexible Gunnery Instructor	8	-	-	8	-
Gunlaying System Mechanic Gunner, B-36	33	20	-	43	10
Aircraft Electrician Gunner, B-36	10	15	-	13	12
Airborne ECM Specialist, B-36	134	110	11	90	143
Turret System Mechanic Gunner, B-36	6	10	-	16	-
Aircraft Observer Instructor School	1	-	-	-	1
Combat Flying Training (Individual) - Total	14	1	-	15	-
Four Engine Transition, B/RB-29	12	1	-	13	-
Multi-Engine Transition Training, C-119	2	-	-	2	-
	FY 1956 - SECOND QUARTER				
TOTAL	13,866	11,483	915	11,871	12,563
OFFICER - TOTAL	10,467	9,856	650	9,927	9,746
Pilot Training - Total	5,514	4,164	435	4,076	5,167
Preflight Training (Pilot)	313	1,467	40	1,287	453
Undergraduate Pilot Training - Total	4,886	2,313	385	2,291	4,523
Primary	3,191	1,167	309	1,429	2,620
Basic - Total	1,695	1,146	76	862	1,903
Single Engine	1,036	628	56	522	1,086
Multi-Engine	659	518	20	340	817
Miscellaneous Pilot Training - Total	315	384	10	498	191
Helicopter	52	55	2	62	43
Helicopter Familiarization	3	48	-	51	-
Transition - Total	52	95	4	98	45
Multi-Engine, Conventional, B-26	-	-	-	-	-
Jet Qualification	52	95	4	98	45
Instructor - Total	202	147	3	243	103
Instrument Pilot, Jet	35	31	-	35	31
Instrument Pilot, Conventional	32	30	-	37	25
Primary Instructor School	1	-	-	1	-
Basic Pilot Instructor School, Single Engine, Jet	90	37	1	87	39
Basic Pilot Instructor School, Multi-Engine, Conventional	44	28	1	63	8
Fighter Weapons Instructor	-	21	1	20	-
Senior Officer Jet Instrument Familiarization	-	-	-	-	-
B-47 Senior Officer Familiarization	6	28	1	33	-

TABLE 185 – SUMMARY – FLYING TRAINING OF USAF PERSONNEL – FY 1940 THROUGH FY 1956 (Continued)

(See headnote on first page of table)

FISCAL YEARS AND TYPE OF TRAINING BY COURSE	UNDER INSTRUCTION BEGINNING OF PERIOD	DURING PERIOD			UNDER INSTRUCTION END OF PERIOD
		Entries	Losses	Graduates	
	FY 1956 - SECOND QUARTER (Cont'd)				
Miscellaneous Pilot Training (Cont'd)					
Field and Senior Officers Fighter Weapons Familiarization	-	11	-	11	-
Tactical Reconnaissance Pilot, RF-84	-	-	-	-	-
Diversified Training - Total	285	1,284	13	1,453	103
Interceptor Controller	108	184	3	186	103
Tactical Air Controller	8	40	-	48	-
Flying Training AF Supervisory School	14	26	-	40	-
Ground Observer Training	15	18	-	33	-
Combat Survival Training	140	990	10	1,120	-
Staff Officers Survival Familiarization	-	26	-	26	-
Aircraft Observer and Related Training - Total	3,128	2,243	160	2,070	3,141
Preflight Training (Observer)	128	578	56	502	148
Basic Aircraft Observer (New Production) - Total	1,379	470	67	398	1,384
B-57, 66 1521 Navigator-Bombardier	-	-	-	-	-
BOECM 3021 Electronic Countermeasures	-	-	-	-	-
Primary-Basic Observer (Non-Rated Officer)	1,379	470	67	398	1,384
Primary-Basic Observer, Upgrading	323	108	10	118	303
Primary-Basic Navigator, Upgrading	46	20	-	-	66
Basic Observer, B-36, 47, 52	2	-	1	1	-
Basic Observer, B-57, 66	-	-	-	-	-
Upgrading Courses - Total	444	301	5	247	493
B-47 Aircraft	77	95	-	95	77
B-52 Aircraft	-	5	-	-	5
B-66 Aircraft	6	16	-	13	9
Aircraft Observer Technical, Upgrading	29	-	2	27	-
Aircraft Observer Technical, Upgrading (K-Radar)	61	55	-	8	108
Aircraft Observer Training for Pilots	271	130	3	104	294
Advanced Observer Courses - Total	697	360	21	356	680
Intercept	136	137	10	80	183
Aircraft Performance Engineer	97	-	-	36	61
Electronic Countermeasures	120	39	4	45	110
Strategic Bombardment	190	105	3	117	175
Strategic Bombardment and Reconnaissance Training	56	24	-	35	45
Tactical Bombardment and Reconnaissance Training	98	55	4	43	106
Reconnaissance Bombardment	-	-	-	-	-
Familiarization and Special Courses - Total	109	406	-	448	67
Aircraft Observer Instructor School	60	46	-	86	20
Commanders' Radar Bombing Familiarization	-	60	-	60	-
Staff Officers ECM Familiarization	-	215	-	215	-
Senior Officers ECM Familiarization	-	47	-	47	-
Radar Equipment Air Maintenance, Upgrading	16	38	-	40	14
Senior Observer Technical Specialist	33	-	-	-	33
Combat Flying Training (Individual) - Total	1,487	1,560	39	1,674	1,334
Fighter, F-84, F-86 Phase I	90	41	1	130	-
Fighter, F-84	113	33	2	82	62
Fighter, F-86	79	61	1	63	76
Fighter, F-100	-	25	-	25	-
Medium Bomb Transition, B-29	120	238	2	212	144
Light Bomb, Jet, B-57	45	29	2	72	-
Medium Bombardment, Jet, B-47	392	438	5	491	334
Multi-Engine Transition Training, C-119	103	138	3	169	69
Fighter Interceptor - Total	530	541	23	415	633
Instrument Pilot, Jet 112103	-	-	-	-	-
F-86D	347	282	15	251	363
F-89D	101	153	4	80	170
F-94C	82	106	4	84	100
Interceptor Weapons Instructor School, F-86D	15	16	-	15	16
Interceptor Weapons Instructor School, F-89D	-	-	-	-	-
Interceptor Weapons Instructor School, F-94C	-	-	-	-	-

TABLE 185 — SUMMARY — USAF FLYING TRAINING OF USAF PERSONNEL — FY 1940 THROUGH FY 1956 (CONTINUED)

(See headnote on first page of table)

FISCAL YEARS AND TYPE OF TRAINING BY COURSE	UNDER INSTRUCTION BEGINNING OF PERIOD	DURING PERIOD			UNDER INSTRUCTION END OF PERIOD
		Entries	Losses	Graduates	
	FY 1956 - SECOND QUARTER (Cont'd)				
Atomic, Biological, and Chemical Warfare Training- Total	41	174	3	211	1
ABC Delivery Training - Fighter	18	84	2	100	-
ABC Delivery Instructor Training - Fighter	7	12	-	19	-
ABC Delivery Training - Bomber	1	65	-	65	1
ABC Delivery Instructor - Bomber	15	13	1	27	-
Nuclear Weapons Delivery Course-B-47 Special	-	-	-	-	-
Nuclear Weapons Delivery Course-B-36 Special	-	-	-	-	-
Air-Ground Operations School - Total	12	431	-	443	-
Air-Ground Operation Indoctrination	-	357	-	357	-
Air-Ground Specialist	3	74	-	77	-
Forward Air Controller	9	-	-	9	-
AIRMAN - TOTAL	3,399	1,627	265	1,944	2,817
Preflight Training (Pilot)	356	262	39	324	255
Undergraduate Pilot Training - Total	1,390	434	85	678	1,061
Primary	642	264	41	220	645
Basic - Total	748	170	44	458	416
Single Engine	455	117	28	272	272
Multi-Engine	293	53	16	186	144
Diversified Training - Total	53	489	25	517	-
Ground Observer Training	-	128	12	116	-
Combat Survival Training	53	361	13	401	-
Aircraft Observer and Related Training - Total	1,600	442	116	425	1,501
Preflight Training (Observer)	86	158	10	80	154
Basic Aircraft Observer (New Production) - Total	1,348	68	90	193	1,133
B-57, 66 1521 Navigator-Bombardier	-	-	-	-	-
BOI 1561 Intercept	1	-	1	-	-
BOECM 3021 Electronic Countermeasures	-	-	-	-	-
Primary-Basic Observer	1,347	68	89	193	1,133
Flexible Gunnery Instructor	-	-	-	-	-
Gunlaying System Mechanic Gunner, B-36	10	5	-	15	-
Aircraft Electrician Gunner, B-36	12	20	1	16	15
Airborne ECM Specialist, B-36	143	95	15	89	134
Turret System Mechanic Gunner, B-36	-	96	-	31	65
Aircraft Observer Instructor School	1	-	-	1	-
Combat Flying Training (Individual) - Total	-	-	-	-	-
Four Engine Transition, B/RB-29	-	-	-	-	-
Multi-Engine Transition Training, C-119	-	-	-	-	-
	FY 1956 - THIRD QUARTER				
TOTAL	12,563	15,223	991	12,051	14,744
OFFICER - TOTAL	9,746	12,983	729	10,007	11,993
Pilot Training - Total	5,167	5,213	504	3,635	6,241
Preflight Training (Pilot)	453	1,470	115	1,382	426
Undergraduate Pilot Training - Total	4,523	3,247	382	1,879	5,509
Primary	2,620	1,798	283	949	3,186
Basic - Total	1,903	1,449	99	930	2,323
Single Engine	1,086	819	70	544	1,291
Multi-Engine	817	630	29	386	1,032
Miscellaneous Pilot Training - Total	191	496	7	374	306
Helicopter	43	42	3	50	32
Helicopter Familiarization	-	-	-	-	-
Transition - Total	45	205	1	147	102
Multi-Engine, Conventional, B-26	-	-	-	-	-
Jet Qualification	45	205	1	147	102

TABLE 185 — SUMMARY — USAF FLYING TRAINING OF USAF PERSONNEL — FY 1940 THROUGH FY 1956 (CONTINUED)

(See headnote on first page of table)

FISCAL YEARS AND TYPE OF TRAINING BY COURSE	UNDER INSTRUCTION BEGINNING OF PERIOD	DURING PERIOD			UNDER INSTRUCTION END OF PERIOD
		Entries	Losses	Graduates	
	FY 1956 - THIRD QUARTER (Cont'd)				
Miscellaneous Pilot Training (Cont'd)					
Instructor - Total	103	240	3	171	169
Instrument Pilot, Jet	31	34	1	29	35
Instrument Pilot, Conventional	25	26	-	25	26
Primary Instructor School	-	1	-	1	-
Basic Pilot Instructor School, Single Engine, Jet	39	135	2	69	103
Basic Pilot Instructor School, Multi-Engine, Conventional	8	39	-	42	5
Fighter Weapons Instructor	-	5	-	5	-
Senior Officers Jet Instrument Familiarization	-	-	-	-	-
B-47 Senior Officers Familiarization	-	-	-	-	-
Field and Senior Officers Fighter Weapons Familiarization	-	9	-	6	3
Tactical Reconnaissance Pilot, RF-84	-	-	-	-	-
Diversified Training - Total	103	2,114	24	1,741	452
Interceptor Controller	103	415	5	260	253
Tactical Air Controller	-	56	-	48	8
Flying Training AF Supervisory School	-	62	-	51	11
Ground Observer Training	-	35	-	35	-
Combat Survival Training	-	1,527	19	1,328	180
Staff Officers Survival Familiarization	-	19	-	19	-
Aircraft Observer and Related Training - Total	3,141	2,873	160	1,970	3,884
Preflight Training (Observer)	148	573	85	512	124
Basic Aircraft Observer (New Production) - Total	1,384	770	49	135	1,970
B-57, 66 1521 Navigator-Bombardier	-	-	-	-	-
B0ECM 3021 Electronic Countermeasures	-	-	-	-	-
Primary-Basic Observer (Non-Rated Officer)	1,384	770	49	135	1,970
Primary-Basic Observer, Upgrading	303	104	7	86	314
Primary-Basic Navigator, Upgrading	66	39	2	43	60
Basic Observer, B-36, 47, 52	-	-	-	-	-
Basic Observer, B-57, 66	-	-	-	-	-
Upgrading Courses - Total	493	389	5	307	570
B-47 Aircraft	77	69	-	93	53
B-52 Aircraft	5	21	-	13	13
B-66 Aircraft	9	14	-	17	6
Aircraft Observer Technical, Upgrading	-	-	-	-	-
Aircraft Observer Technical, Upgrading, (K-Radar)	108	121	1	58	170
Aircraft Observer Training for Pilots	294	164	4	126	328
Advanced Observer Courses - Total	680	465	12	366	767
Intercept	183	145	10	118	200
Aircraft Performance Engineer	61	17	-	26	52
Electronic Countermeasures	110	54	1	47	116
Strategic Bombardment	175	147	-	121	201
Strategic Bombardment and Reconnaissance Training	45	37	-	22	60
Tactical Bombardment and Reconnaissance Training	106	65	1	32	138
Reconnaissance Bombardment	-	-	-	-	-
Familiarization and Special Courses - Total	67	533	-	521	79
Aircraft Observer Instructor School	20	91	-	80	31
Commanders' Radar Bombing Familiarization	-	78	-	78	-
Staff Officers ECM Familiarization	-	282	-	282	-
Senior Officer ECM Familiarization	-	44	-	44	-
Radar Equipment Air Maintenance, Upgrading	14	38	-	37	15
Senior Observer Technical Specialist	33	-	-	-	33
Combat Flying Training (Individual) - Total	1,334	1,525	41	1,432	1,386
Fighter, F-84, F-86 Phase I	-	-	-	-	-
Fighter, F-84	62	46	2	60	46
Fighter, F-86	76	24	-	59	41
Fighter, F-100	-	26	-	11	15
Medium Bomb Transition, B-29	144	233	2	232	143
Light Bomb, Jet, B-57	-	-	-	-	-
Medium Bombardment, Jet, B-47	334	627	3	515	443
Multi-Engine Transition Training, C-119	69	-	-	69	-

TABLE 185 — SUMMARY — USAF FLYING TRAINING OF USAF PERSONNEL — FY 1940 THROUGH FY 1956 (CONTINUED)

(See headnote on first page of table)

FISCAL YEARS AND TYPE OF TRAINING BY COURSE	UNDER INSTRUCTION BEGINNING OF PERIOD	DURING PERIOD			UNDER INSTRUCTION END OF PERIOD
		Entries	Losses	Graduates	
	FY 1956 - THIRD QUARTER (Cont'd)				
Combat Flying Training (Individual) (Cont'd)					
Fighter Interceptor - Total	633	556	32	472	685
Instrument Pilot, Jet 112103	-	-	-	-	-
F-86D	363	268	11	237	383
F-89D	170	159	17	153	159
F-94C	100	129	4	82	143
Interceptor Weapons Instructor School, F-86D	16	13	2	14	13
Interceptor Weapons Instructor School, F-89D	-	-	-	-	-
Interceptor Weapons Instructor School, F-94C	-	-	-	-	-
Atomic, Biological and Chemical Warfare Training - Total	1	666	-	637	30
ABC Delivery Training - Fighter	-	-	-	-	-
ABC Delivery Instructor - Fighter	-	37	-	26	11
ABC Delivery Training - Bomber	1	61	-	47	15
ABC Delivery Instructor - Bomber	-	28	-	26	2
Nuclear Weapons Delivery Course-B-47 Special	-	360	-	360	-
Nuclear Weapons Delivery Course-B-36 Special	-	180	-	178	2
Air-Ground Operations School - Total	-	592	-	592	-
Air-Ground Operation Indoctrination	-	495	-	495	-
Air-Ground Specialist	-	73	-	73	-
Forward Air Controller	-	24	-	24	-
AIRMAN - TOTAL	2,817	2,240	262	2,044	2,751
Preflight Training (Pilot)	255	241	39	274	183
Undergraduate Pilot Training - Total	1,061	638	95	471	1,133
Primary	645	357	61	213	728
Basic - Total	416	281	34	258	405
Single Engine	272	220	19	173	300
Multi-Engine	144	61	15	85	105
Diversified Training - Total	-	672	18	612	42
Ground Observer Training	-	124	3	121	-
Combat Survival Training	-	548	15	491	42
Aircraft Observer and Related Training - Total	1,501	689	110	687	1,393
Preflight Training (Observer)	154	217	39	167	165
Basic Aircraft Observer (New Production) - Total	1,133	179	66	297	949
B-57, 66 1521 Navigator-Bombardier	-	-	-	-	-
B01 1561 Intercept	-	-	-	-	-
B0ECM 3021 Electronic Countermeasures	-	-	-	-	-
Primary-Basic Observer	1,133	179	66	297	949
Flexible Gunnery Instructor	-	-	-	-	-
Gunlaying System Mechanic Gunner, B-36	-	-	-	-	-
Aircraft Electrician Gunner, B-36	15	40	-	34	21
Airborne ECM Specialist, B-36	134	92	3	94	129
Turret System Mechanic Gunner, B-36	65	161	2	95	129
Aircraft Observer Instructor School	-	-	-	-	-
Combat Flying Training (Individual) - Total	-	-	-	-	-
Four Engine Transition, B/RB-29	-	-	-	-	-
Multi-Engine Transition Training, C-119	-	-	-	-	-
	FY 1956 - FOURTH QUARTER				
TOTAL	14,744	15,004	1,099	13,947	14,702
OFFICER - TOTAL	11,993	12,486	819	11,782	11,878
Pilot Training - Total	6,241	4,935	576	4,630	5,970
Preflight Training (Pilot)	426	1,347	140	1,434	199
Undergraduate Pilot Training - Total	5,509	3,188	427	2,723	5,547
Primary	3,186	1,789	312	1,420	3,243
Basic - Total	2,323	1,399	115	1,303	2,304
Single Engine	1,291	800	84	720	1,287
Multi-Engine	1,032	599	31	583	1,017

TABLE 185 — SUMMARY — USAF FLYING TRAINING OF USAF PERSONNEL — FY 1940 THROUGH FY 1956 (CONTINUED)

(See headnote on first page of table)

FISCAL YEARS AND TYPE OF TRAINING BY COURSE	UNDER INSTRUCTION BEGINNING OF PERIOD	DURING PERIOD			UNDER INSTRUCTION END OF PERIOD
		Entries	Losses	Graduates	
	FY 1956 - FOURTH QUARTER (Cont'd)				
Miscellaneous Pilot Training - Total	306	400	9	473	224
Helicopter	32	30	-	43	19
Helicopter Familiarization	-	-	-	-	-
Transition - Total	102	161	1	202	60
Multi-Engine Conventional, B-26	-	-	-	-	-
Jet Qualification	102	161	1	202	60
Instructor - Total	169	189	8	218	132
Instrument Pilot, Jet	35	21	2	32	22
Instrument Pilot, Conventional	26	21	2	27	18
Primary Instructor School	-	1	-	-	1
Basic Pilot Instructor School, Single Engine, Jet	103	88	3	114	74
Basic Pilot Instructor School, Multi-Engine, Conventional	5	53	-	41	17
Fighter Weapons Instructor	-	5	1	4	-
Senior Officers Jet Instrument Familiarization	-	-	-	-	-
B-47 Senior Officers Familiarization	-	-	-	-	-
Field and Senior Officers Fighter Weapons Familiarization	3	9	-	10	2
Tactical Reconnaissance Pilot, RF-84	-	11	-	-	11
Diversified Training - Total	452	2,080	14	1,971	547
Interceptor Controller	253	380	5	449	179
Tactical Air Controller	8	46	-	54	-
Flying Training AF Supervisory School	11	39	-	41	9
Ground Observer Training	-	27	-	27	-
Combat Survival Training	180	1,566	9	1,378	359
Senior Staff Officers Survival Familiarization	-	22	-	22	-
Aircraft Observer and Related Training - Total	3,884	2,729	146	2,275	4,192
Preflight Training (Observer)	124	518	64	466	112
Basic Aircraft Observer (New Production) - Total	1,970	653	70	272	2,281
B-57, 66 1521 Navigator-Bombardier	-	-	-	-	-
BOECM 3021 Electronic Countermeasures	-	-	-	-	-
Primary-Basic Observer (Non-Rated Officer)	1,970	653	70	272	2,281
Primary-Basic Observer, Upgrading	314	75	6	141	242
Primary-Basic Navigator, Upgrading	60	24	-	18	66
Basic Observer, B-36, 47, 52	-	-	-	-	-
Basic Observer, B-57, 66	-	-	-	-	-
Upgrading Courses - Total	570	260	4	357	469
B-47 Aircraft	53	-	1	52	-
B-52 Aircraft	13	21	-	20	14
B-66 Aircraft	6	17	-	17	6
Aircraft Observer Technical, Upgrading	-	-	-	-	-
Aircraft Observer Technical, Upgrading, (K-Radar)	170	49	-	111	108
Aircraft Observer Training for Pilots	328	173	3	157	341
Advanced Observer Courses - Total	767	638	2	457	946
Intercept	200	155	-	142	213
Aircraft Performance Engineer	52	48	-	34	66
Electronic Countermeasures	116	48	-	46	118
Strategic Bombardment	201	209	2	144	264
Strategic Bombardment and Reconnaissance Training	60	37	-	37	60
Tactical Bombardment and Reconnaissance Training	138	56	-	54	140
Reconnaissance Bombardment	-	85	-	-	85
Familiarization and Special Courses - Total	79	561	-	564	76
Aircraft Observer Instructor School	31	126	-	126	31
Commanders' Radar Bombing Familiarization	-	69	-	69	-
Staff Officers ECM Familiarization	-	273	-	273	-
Senior Officer ECM Familiarization	-	47	-	47	-
Radar Equipment Air Maintenance, Upgrading	15	46	-	48	13
Senior Observer Technical Specialist	33	-	-	1	32
Combat Flying Training (Individual) - Total	1,386	1,460	75	1,648	1,123
Fighter, F-84, F-86 Phase I	-	-	-	-	-
Fighter, F-84	46	24	-	38	32
Fighter, F-86	41	107	1	27	120

TABLE 185 – SUMMARY – USAF FLYING TRAINING OF USAF PERSONNEL – FY 1940 THROUGH FY 1956 (CONTINUED)

(See headnote on first page of table)

FISCAL YEARS AND TYPE OF TRAINING BY COURSE	UNDER INSTRUCTION BEGINNING OF PERIOD	DURING PERIOD			UNDER INSTRUCTION END OF PERIOD
		Entries	Losses	Graduates	
	FY 1956 - FOURTH QUARTER (Cont'd)				
Combat Flying Training (Individual) (Cont'd)					
Fighter, F-100	15	55	-	43	27
Medium Bomb Transition, B-29	143	228	12	261	98
Light Bomb, Jet, B-57	-	-	-	-	-
Medium Bombardment, Jet, B-47	443	528	8	619	344
Multi-Engine Transition Training, C-119	-	-	-	-	-
Fighter Interceptor - Total	685	504	54	647	488
Instrument Pilot, Jet 112103	-	-	-	-	-
F-86D	383	229	15	327	270
F-89D	159	156	26	171	118
F-94C	143	119	13	149	100
Interceptor Weapons Instructor School, F-86D	13	14	-	13	14
Interceptor Weapons Instructor School, F-89D	-	-	-	-	-
Interceptor Weapons Instructor School, F-94C	-	-	-	-	-
Atomic, Biological and Chemical Warfare Training - Total	30	624	8	600	46
ABC Delivery Training - Fighter	-	-	-	-	-
ABC Delivery Instructor Training - Fighter	11	34	-	26	19
ABC Delivery Training - Bomber	15	48	-	50	13
ABC Delivery Instructor - Bomber	2	24	2	10	14
Nuclear Weapons Delivery Training-B-47 Special	-	323	-	323	-
Nuclear Weapons Delivery Training-B-36 Special	2	195	6	191	-
Air-Ground Operations School - Total	-	658	-	658	-
Air-Ground Operation Indoctrination	-	516	-	516	-
Air-Ground Specialist	-	83	-	83	-
Forward Air Controller	-	59	-	59	-
AIRMAN - TOTAL	2,751	2,518	280	2,165	2,824
Preflight Training (Pilot)	183	654	42	287	508
Undergraduate Pilot Training - Total	1,133	609	83	538	1,121
Primary	728	254	47	356	579
Basic - Total	405	355	36	182	542
Single Engine	300	270	31	134	405
Multi-Engine	105	85	5	48	137
Diversified Training - Total	42	570	4	481	127
Ground Observer Training	-	94	1	93	-
Combat Survival Training	42	476	3	388	127
Aircraft Observer and Related Training - Total	1,393	685	151	859	1,068
Preflight Training (Observer)	165	251	29	211	176
Basic Aircraft Observer (New Production) - Total	949	239	53	410	725
B-57, 66 1521 Navigator-Bombardier	-	-	-	-	-
B01 1561 Intercept	-	-	-	-	-
BOECM 3021 Electronic Countermeasures	-	-	-	-	-
Primary-Basic Observer	949	239	53	410	725
Flexible Gunnery Instructor	-	-	-	-	-
Gunlaying System Mechanic Gunner, B-36	-	-	-	-	-
Aircraft Electrician Gunner, B-36	21	44	-	36	29
Airborne ECM Specialist, B-36	129	-	65	54	10
Turret System Mechanic Gunner, B-36	129	148	4	145	128
Aircraft Observer Instructor School	-	3	-	3	-
Combat Flying Training (Individual) - Total	-	-	-	-	-
Four-Engine Transition, B/RB-29	-	-	-	-	-
Multi-Engine Transition Training, C-119	-	-	-	-	-

a/ Students transferred from Technical Training Air Force and/or Air University not included in entries but shown in "Under Instruction at End of Period"; 254 in FY 1951; 4 in FY 1952; 51 in FY 1953.
b/ Differences accounted for by eliminations due to faulty reporting and reinstatements of some students.
c/ Includes formal training performed by Tactical Air Command, previously reported separately.
d/ One hundred and three students undergoing training when course was discontinued; 59 hold-over losses.
e/ Rated and non-rated students not shown separately prior to completion of course.

Source: Personnel Statistics Division, Directorate of Statistical Services, DCS/Comptroller.

TABLE 186 — SUMMARY — USAF FLYING TRAINING FATALITIES OF USAF PERSONNEL — FY 1940 THROUGH FY 1956

(Other fatalities reported in Flying Training during FY 1956 but not included in figures below were: 1 Air National Guard aviation cadet in Basic Single Engine Pilot Training; 2 Air National Guard Officers in Fighter F-84, F-86, Phase I; 1 Air National Guard Officer in Fighter, F-86 Training; 2 USA Officers in Army Primary Flight Training; 1 Foreign Officer in Basic Single Engine Pilot Training; 2 Foreign Officers in Fighter F-84, F-86, Phase I Training; and 1 Foreign Officer in Fighter F-84 Training. Table shows a modification of Table 197, FY 1955 in Type of Training by Course only.)

FISCAL YEAR	FATALITIES	FISCAL YEAR	FATALITIES	FISCAL YEAR	FATALITIES
FISCAL YEAR SUMMARIES					
1940	7	1946	72	1951	58
1941	44	1947	11	1952	111
1942	182	1948	8	1953	155
1943	681	1949	26	1954	99
1944	1,138	1950	26	1955	60
1945	421				

TYPE OF TRAINING BY COURSE	TOTAL	FIRST QUARTER	SECOND QUARTER	THIRD QUARTER	FOURTH QUARTER
	FY - 1956				
TOTAL	64	7	10	21	26
OFFICER - TOTAL	59	7	10	19	23
Pilot - Total	21	3	2	9	7
Undergraduate Pilot Training - Total	18	1	2	8	7
Primary	5	-	1	2	2
Basic - Total	13	1	1	6	5
Single Engine	9	1	1	4	3
Multi-Engine	4	-	-	2	2
Miscellaneous Pilot Training - Total	3	2	-	1	-
Jet Qualification	1	-	-	1	-
Basic Instructor School - Jet	2	2	-	-	-
Aircraft Observer and Related Training - Total	3	-	-	3	-
Advanced Observer, Intercept	3	-	-	3	-
Combat Flying Training (Individual) - Total	35	4	8	7	16
F-84, F-86 Phase I	1	-	1	-	-
F-84	3	1	-	1	1
F-86	3	2	-	-	1
Interceptor - Total	22	1	7	4	10
F-86D	6	-	3	1	2
F-89D	11	1	2	2	6
F-94C	5	-	2	1	2
Medium Bomb, B-47	6	-	-	2	4
AIRMAN - TOTAL	5	-	-	2	3
Preflight Training (Pilot)	1	-	-	1	-
Undergraduate Pilot Training - Total	4	-	-	1	3
Basic - Total	4	-	-	1	3
Single Engine	4	-	-	1	3

Source: Personnel Statistics Division, Directorate of Statistical Services, DCS/Comptroller.

TABLE 187 – SUMMARY – USAF FLYING TRAINING OF ARMY AND NAVY PERSONNEL – LAST HALF FY 1948 THROUGH FY 1956

(Table below is a modification of Table 198, FY 1955 in Type of Training By Course only.)

TYPE OF TRAINING BY COURSE	UNDER INSTRUCTION BEGINNING OF PERIOD		DURING PERIOD						UNDER INSTRUCTION END OF PERIOD	
			Entries		Losses		Graduates			
	Army	Navy	Army	Navy	Army	Navy	Army	Navy	Army	Navy
	FISCAL YEAR SUMMARIES									
Last Half FY 1948 - Total	4	a/	120	-	18	-	91	-	15	-
FY 1949 b/	15	-	301	15	35	-	213	9	68	6
FY 1950	68	6	160	25	37	1	152	23	39	7
FY 1951	39	7	399	30	70	-	241	31	127	6
FY 1952	127	6	805	23	224	3	449	23	259	3
FY 1953	259	3	1,408	16	394	-	956	16	317	3
FY 1954	317	3	1,649	23	448	-	1,162	19	356	7
FY 1955 c/	356	7	3,758	378	445	10	3,252	342	417	33
	FY 1956 - TOTAL									
TOTAL	417	34	3,650	437	419	-	3,094	448	554	23
OFFICER - TOTAL	417	32	3,650	419	419	-	3,094	429	554	22
Miscellaneous Pilot Training - Total	417	4	2,089	6	417	-	1,535	10	554	-
Helicopter	52	-	470	-	8	-	486	-	28	-
Liaison (Army Primary Flight Training)	364	-	1,619	-	409	-	1,048	-	526	-
Senior Officer Jet Instrument Familiarization	1	-	-	2	-	-	1	2	-	-
Fighter Weapons Instructor School	-	4	-	3	-	-	-	7	-	-
Field Officer Fighter Weapons School	-	-	-	1	-	-	-	1	-	-
Diversified Training - Total	-	25	7	343	-	-	7	349	-	19
Interceptor Controller	-	16	-	90	-	-	-	104	-	2
Combat Survival Training	-	9	-	242	-	-	-	234	-	17
Staff Officer Survival Familiarization	-	-	3	9	-	-	3	9	-	-
Senior Staff Officer Survival Familiarization	-	-	4	2	-	-	4	2	-	-
Aircraft Observer and Related Training-Total	-	2	44	9	-	-	44	9	-	2
Primary-Basic Observer, Upgrading	-	1	-	1	-	-	-	1	-	1
Advanced Observer ECM	-	1	-	1	-	-	-	1	-	1
Advanced Observer, Tactical and Reconnaissance Bombardment	-	-	-	1	-	-	-	1	-	-
Staff Officer ECM Familiarization	-	-	43	6	-	-	43	6	-	-
Senior Officer ECM Familiarization	-	-	1	-	-	-	1	-	-	-
Combat Flying Training (Individual) - Total	-	1	-	1	-	-	-	1	-	1
Fighter Interceptor, F-86D	-	1	-	-	-	-	-	1	-	-
Fighter, F-86H	-	-	-	1	-	-	-	-	-	1
Air-Ground Operations School - Total	-	-	1,510	60	2	-	1,508	60	-	-
Air-Ground Operations Indoctrination Course	-	-	933	59	1	-	932	59	-	-
Air-Ground Specialist Course	-	-	577	1	1	-	576	1	-	-
AIRMAN - TOTAL	-	2	-	18	-	-	-	19	-	1
Diversified Training - Total	-	2	-	18	-	-	-	19	-	1
Combat Survival Training	-	2	-	18	-	-	-	19	-	1

TABLE 187 — SUMMARY — USAF FLYING TRAINING OF ARMY AND NAVY PERSONNEL — LAST HALF FY 1948 THROUGH FY 1956 (CONTINUED)

(Table below is a modification of Table 198, FY 1955 in Type of Training By Course only.)

TYPE OF TRAINING BY COURSE	UNDER INSTRUCTION BEGINNING OF PERIOD		DURING PERIOD						UNDER INSTRUCTION END OF PERIOD	
			Entries		Losses		Graduates			
	Army	Navy	Army	Navy	Army	Navy	Army	Navy	Army	Navy
	FIRST QUARTER - FY 1956									
TOTAL	417	34	954	110	99	-	850	88	422	56
OFFICER - TOTAL	417	32	954	105	99	-	850	81	422	56
Miscellaneous Pilot Training - Total	417	4	455	2	97	-	375	6	400	-
Helicopter	52	-	115	-	-	-	138	-	29	-
Liaison (Army Primary Flight Training)	364	-	340	-	97	-	236	-	371	-
Senior Officer Jet Instrument Familiarization	1	-	-	2	-	-	1	2	-	-
Fighter Weapons Instructor School	-	4	-	-	-	-	-	4	-	-
Field Officer Fighter Weapons School	-	-	-	-	-	-	-	-	-	-
Diversified Training - Total	-	25	-	86	-	-	-	57	-	54
Interceptor Controller	-	16	-	43	-	-	-	16	-	43
Combat Survival Training	-	9	-	38	-	-	-	36	-	11
Staff Officer Survival Familiarization	-	-	-	5	-	-	-	5	-	-
Senior Staff Officer Survival Familiarization	-	-	-	-	-	-	-	-	-	-
Aircraft Observer and Related Training-Total	-	2	18	2	-	-	18	2	-	2
Primary-Basic Observer, Upgrading	-	1	-	-	-	-	-	1	-	-
Advanced Observer ECM	-	1	-	-	-	-	-	-	-	1
Advanced Observer, Tactical and Reconnaissance Bombardment	-	-	-	1	-	-	-	-	-	1
Staff Officer ECM Familiarization	-	-	18	1	-	-	18	1	-	-
Senior Officer ECM Familiarization	-	-	-	-	-	-	-	-	-	-
Combat Flying Training (Individual) - Total	-	1	-	-	-	-	-	1	-	-
Fighter Interceptor, F-86D	-	1	-	-	-	-	-	1	-	-
Fighter, F-86H	-	-	-	-	-	-	-	-	-	-
Air-Ground Operations School - Total	-	-	481	15	2	-	457	15	22	-
Air-Ground Operations Indoctrination Course	-	-	282	14	1	-	281	14	-	-
Air-Ground Specialist Course	-	-	199	1	1	-	176	1	22	-
AIRMAN - TOTAL	-	2	-	5	-	-	-	7	-	-
Diversified Training - Total	-	2	-	5	-	-	-	7	-	-
Combat Survival Training	-	2	-	5	-	-	-	7	-	-
	SECOND QUARTER - FY 1956									
TOTAL	422	56	810	99	97	-	740	141	395	14
OFFICER -- TOTAL	422	56	810	95	97	-	740	137	395	14
Miscellaneous Pilot Training - Total	400	-	449	3	97	-	357	3	395	-
Helicopter	29	-	118	-	3	-	114	-	30	-
Liaison (Army Primary Flight Training)	371	-	331	-	94	-	243	-	365	-
Senior Officer Jet Instrument Familiarization	-	-	-	-	-	-	-	-	-	-
Fighter Weapons Instructor School	-	-	-	3	-	-	-	3	-	-
Field Officer Fighter Weapons School	-	-	-	-	-	-	-	-	-	-
Diversified Training - Total	-	54	1	76	-	-	1	118	-	12
Interceptor Controller	-	43	-	19	-	-	-	50	-	12
Combat Survival Training	-	11	-	54	-	-	-	65	-	-
Staff Officer Survival Familiarization	-	-	1	3	-	-	1	3	-	-
Senior Staff Officer Survival Familiarization	-	-	-	-	-	-	-	-	-	-
Aircraft Observer and Related Training-Total	-	2	11	1	-	-	11	1	-	2
Primary-Basic Observer, Upgrading	-	-	-	-	-	-	-	-	-	-
Advanced Observer ECM	-	1	-	-	-	-	-	-	-	1
Advanced Observer, Tactical Reconnaissance Bombardment	-	1	-	-	-	-	-	-	-	1
Staff Officer ECM Familiarization	-	-	11	1	-	-	11	1	-	-
Senior Officer ECM Familiarization	-	-	-	-	-	-	-	-	-	-

TABLE 187 — SUMMARY — USAF FLYING TRAINING OF ARMY AND NAVY PERSONNEL — LAST HALF FY 1948 THROUGH FY 1956 (CONTINUED)

(Table below is a modification of Table 198, FY 1955 in Type of Training By Course only)

TYPE OF TRAINING BY COURSE	UNDER INSTRUCTION BEGINNING OF PERIOD		DURING PERIOD						UNDER INSTRUCTION END OF PERIOD	
			Entries		Losses		Graduates			
	Army	Navy	Army	Navy	Army	Navy	Army	Navy	Army	Navy
Combat Flying Training (Individual) - Total	-	-	-	-	-	-	-	-	-	-
Fighter Interceptor, F-86D	-	-	-	-	-	-	-	-	-	-
Fighter, F-86H	-	-	-	-	-	-	-	-	-	-
Air-Ground Operations School - Total	22	-	349	15	-	-	371	15	-	-
Air-Ground Operations Indoctrination Course	-	-	211	15	-	-	211	15	-	-
Air-Ground Specialist Course	22	-	138	-	-	-	160	-	-	-
AIRMAN - TOTAL	-	-	-	4	-	-	-	4	-	-
Diversified Training - Total	-	-	-	4	-	-	-	4	-	-
Combat Survival Training	-	-	-	4	-	-	-	4	-	-
	THIRD QUARTER - FY 1956									
TOTAL	395	14	836	132	100	-	652	121	479	25
OFFICER - TOTAL	395	14	836	127	100	-	652	118	479	23
Miscellaneous Pilot Training - Total	395	-	544	-	100	-	360	-	479	-
Helicopter	30	-	121	-	4	-	117	-	30	-
Liaison (Army Primary Flight Training)	365	-	423	-	96	-	243	-	449	-
Senior Officer Jet Instrument Familiarization	-	-	-	-	-	-	-	-	-	-
Fighter Weapons Instructor School	-	-	-	-	-	-	-	-	-	-
Field Officer Fighter Weapons School	-	-	-	-	-	-	-	-	-	-
Diversified Training - Total	-	12	2	111	-	-	2	102	-	21
Interceptor Controller	-	12	-	24	-	-	-	24	-	12
Combat Survival Training	-	-	-	86	-	-	-	77	-	9
Staff Officer Survival Familiarization	-	-	2	1	-	-	2	1	-	-
Senior Staff Officer Survival Familiarization	-	-	-	-	-	-	-	-	-	-
Aircraft Observer and Related Training-Total	-	2	8	3	-	-	8	3	-	2
Primary-Basic Observer, Upgrading	-	-	-	1	-	-	-	-	-	1
Advanced Observer ECM	-	1	-	1	-	-	-	1	-	1
Advanced Observer, Tactical and Reconnaissance Bombardment	-	1	-	-	-	-	-	1	-	-
Staff Officer ECM Familiarization	-	-	7	1	-	-	7	1	-	-
Senior Officer ECM Familiarization	-	-	1	-	-	-	1	-	-	-
Combat Flying Training (Individual) - Total	-	-	-	-	-	-	-	-	-	-
Fighter Interceptor, F-86D	-	-	-	-	-	-	-	-	-	-
Fighter, F-86H	-	-	-	-	-	-	-	-	-	-
Air-Ground Operations School - Total	-	-	282	13	-	-	282	13	-	-
Air-Ground Operations Indoctrination Course	-	-	184	13	-	-	184	13	-	-
Air-Ground Specialist Course	-	-	98	-	-	-	98	-	-	-
AIRMAN - TOTAL	-	-	-	5	-	-	-	3	-	2
Diversified Training - Total	-	-	-	5	-	-	-	3	-	2
Combat Survival Training	-	-	-	5	-	-	-	3	-	2
	FOURTH QUARTER - FY 1956									
TOTAL	479	25	1,050	96	123	-	852	98	554	23
OFFICER - TOTAL	479	23	1,050	92	123	-	852	93	554	22
Miscellaneous Pilot Training - Total	479	-	641	1	123	-	443	1	554	-
Helicopter	30	-	116	-	1	-	117	-	28	-
Liaison (Army Primary Flight Training)	449	-	525	-	122	-	326	-	526	-
Senior Officer Jet Instrument Familiarization	-	-	-	-	-	-	-	-	-	-
Fighter Weapons Instructor School	-	-	-	-	-	-	-	-	-	-
Field Officer Fighter Weapons School	-	-	-	1	-	-	-	1	-	-

TABLE 187 — SUMMARY — USAF FLYING TRAINING OF ARMY AND NAVY PERSONNEL — LAST HALF FY 1948 THROUGH FY 1956 (CONTINUED)

(Table below is a modification of Table 198, FY 1955 in Type of Training By Course only)

TYPE OF TRAINING BY COURSE	UNDER INSTRUCTION BEGINNING OF PERIOD		DURING PERIOD						UNDER INSTRUCTION END OF PERIOD	
			Entries		Losses		Graduates			
	Army	Navy	Army	Navy	Army	Navy	Army	Navy	Army	Navy
	FOURTH QUARTER - FY 1956 (Continued)									
Diversified Training - Total	-	21	4	70	-	-	4	72	-	19
Interceptor Controller	-	12	-	4	-	-	-	14	-	2
Combat Survival Training	-	9	-	64	-	-	-	56	-	17
Staff Officer Survival Familiarization	-	-	-	-	-	-	-	-	-	-
Senior Staff Officer Survival Familiarization	-	-	4	2	-	-	4	2	-	-
Aircraft Observer and Related Training-Total	-	2	7	3	-	-	7	3	-	2
Primary-Basic Observer, Upgrading	-	1	-	-	-	-	-	-	-	1
Advanced Observer ECM	-	1	-	-	-	-	-	-	-	1
Advanced Observer, Tactical and Reconnaissance Bombardment	-	-	-	-	-	-	-	-	-	-
Staff Officer ECM Familiarization	-	-	7	3	-	-	7	3	-	-
Senior Officer ECM Familiarization	-	-	-	-	-	-	-	-	-	-
Combat Flying Training (Individual) - Total	-	-	-	1	-	-	-	-	-	1
Fighter Interceptor, F-86D	-	-	-	-	-	-	-	-	-	-
Fighter, F-86H	-	-	-	1	-	-	-	-	-	1
Air-Ground Operations School - Total	-	-	398	17	-	-	398	17	-	-
Air-Ground Operations Indoctrination Course	-	-	256	17	-	-	256	17	-	-
Air-Ground Specialist Course	-	-	142	-	-	-	142	-	-	-
AIRMAN - TOTAL	-	2	-	4	-	-	-	5	-	1
Diversified Training - Total	-	2	-	4	-	-	-	5	-	1
Combat Survival Training	-	2	-	4	-	-	-	5	-	1

a/ Not available.

b/ Data for "Other US Military" for January through June 1949; shown as Army - Navy for last half of FY 1949.

c/ Includes Air-Ground Operation School Training previously shown in separate table.

Source: Personnel Statistics Division, Directorate of Statistical Services, DCS/Comptroller.

TABLE 188- SUMMARY – USAF TRAINING OF FOREIGN PERSONNEL – FY 1942 THROUGH FY 1956

(Table below is a modification in Type of Training By Course only over Table 199, FY 1955)

DATE AND TRAINING BY COURSE	UNDER INSTRUCTION BEGINNING OF PERIOD	DURING PERIOD			UNDER INSTRUCTION END OF PERIOD
		Entries	Losses	Graduates	
	FISCAL YEAR SUMMARIES				
Prior to 1942	a/	a/	1,139	2,035	2,800
Last Half FY 1942	2,800	8,742	1,748	7,280	2,514
FY 1943	2,514	4,812	658	6,235	433
FY 1944	433	5,813	683	4,316	1,247
FY 1945	1,247	11,541	1,262	9,174	2,352
FY 1946	2,352	4,714	534	5,591	941
FY 1947	941	191	190	942	-
FY 1948	-	145	24	81	40
FY 1949	40	76	25	58	33
FY 1950	33	159	21	43	128
FY 1951	128	1,108	173	368	695
FY 1952	695	2,613	422	1,587	1,299
FY 1953	1,299	4,833	652	3,681	1,799
FY 1954	1,799	4,801	566	4,990	1,044
FY 1955	1,044	2,770	248	3,258	308
	FY 1956 - TOTAL				
TOTAL	308	1,688	104	1,610	282
OFFICER - TOTAL	167	1,302	60	1,241	175
Pilot Training - Total	110	654	33	644	87
Preflight Training (Pilot)	-	318	-	318	-
Undergraduate Pilot Training - Total	78	128	26	141	39
Primary	39	54	b/ 15	44	34
Basic - Total	39	74	11	97	5
Single Engine	39	69	11	94	3
Multi-Engine	-	5	-	3	2
Miscellaneous Pilot Training - Total	32	208	7	185	48
Helicopter	9	17	-	26	-
Helicopter Familiarization	-	1	-	1	-
Liaison (Army Primary Flight Training)	-	21	4	12	5
Transition - Total	2	15	-	10	7
Multi-Engine Conventional, B-26	2	-	-	2	-
Jet Qualification	-	15	-	8	7
Instructor - Total	21	152	3	134	36
Instrument Pilot, Jet	9	19	1	16	11
Instrument Pilot, Conventional	6	27	-	22	11
Primary Pilot Instructor School	3	35	-	34	4
Fighter Weapons Instructor School	3	45	1	47	-
Basic Pilot Instructor School	-	26	1	15	10
Senior Officers Jet Instrument Familiarization	-	2	-	2	-
Diversified Training - Total	8	167	1	138	36
Interceptor Controller	8	156	1	127	36
Tactical Air Controller	-	2	-	2	-
Ground Observer Training	-	9	-	9	-

TABLE 188– SUMMARY – USAF TRAINING OF FOREIGN PERSONNEL – FY 1942 THROUGH FY 1956 (CONTINUED)

(Table below is a modification in Type of Training By Course only over Table 199, FY 1955)

DATE AND TRAINING BY COURSE	UNDER INSTRUCTION BEGINNING OF PERIOD	DURING PERIOD			UNDER INSTRUCTION END OF PERIOD
		Entries	Losses	Graduates	
	FY 1956 - TOTAL (Cont'd)				
Aircraft Observer and Related Training - Total	2	74	1	70	5
Primary-Basic Observer Course	2	-	-	2	-
Staff Officer ECM Familiarization	-	59	-	59	-
Advanced Observer ECM	-	12	1	7	4
Advanced Observer Strategic Bombardment	-	1	-	1	-
Senior Observer Technical Specialist	-	1	-	-	1
Commander Radar Bombardment Training	-	1	-	1	-
Combat Flying Training (Individual) - Total	47	351	25	326	47
Fighter F-84, F-86, Phase I	11	73	2	82	-
Fighter F-84, Phase II	12	107	8	98	13
Fighter F-86, Phase II	13	54	2	65	-
Fighter F-86D	-	3	-	3	-
Fighter F-84, F-86	11	114	13	78	34
Air-Ground Operations School - Total	-	56	-	56	-
Air-Ground Operations Indoctrination Course	-	11	-	11	-
Air-Ground Specialist Course	-	44	-	44	-
Forward Air Controller	-	1	-	1	-
AIRMAN - TOTAL	141	386	44	376	107
Preflight Training (Pilot)	-	129	-	129	-
Undergraduate Pilot Training - Total	119	213	43	186	103
Primary	60	121	24	89	68
Basic - Total	59	92	19	97	35
Single Engine	51	61	16	74	22
Multi-Engine	8	31	3	23	13
Aircraft Observer and Related Training - Total	1	4	-	1	4
Primary-Basic Observer Course	1	4	-	1	4
Combat Flying Training (Individual) - Total	21	40	1	60	-
Fighter F-84, F-86, Phase I	3	18	-	21	-
Fighter F-84, Phase II	18	22	1	39	-
	FY 1956 (FIRST QUARTER)				
TOTAL	308	468	33	462	281
OFFICER - TOTAL	167	370	20	345	172
Pilot Training - Total	110	186	15	194	87
Preflight Training (Pilot)	-	88	-	88	-
Undergraduate Pilot Training - Total	78	58	13 b/	54	69
Primary	39	15	9	29	16
Basic - Total	39	43	4	25	53
Single Engine	39	41	4	25	51
Multi-Engine	-	2	-	-	2
Miscellaneous Pilot Training - Total	32	40	2	52	18
Helicopter	9	4	-	10	3
Helicopter Familiarization	-	1	-	1	-
Liaison (Army Primary Flight Training)	-	5	-	-	5
Transition - Total	2	-	-	2	-
Multi-Engine Conventional, B-26	2	-	-	2	-
Jet Qualification	-	-	-	-	-
Instructor - Total	21	29	2	37	10
Instrument Pilot, Jet	9	3	1	9	2
Instrument Pilot, Conventional	6	4	-	7	3
Primary Pilot Instructor School	3	13	-	11	5
Fighter Weapons Instructor School	3	8	1	10	-
Basic Pilot Instructor School	-	-	-	-	-
Senior Officers Jet Instrument Familiarization	-	2	-	2	-

TABLE 188- SUMMARY — USAF TRAINING OF FOREIGN PERSONNEL — FY 1942 THROUGH FY 1956 (CONTINUED)

(Table below is a modification in Type of Training By Course only over Table 199, FY 1955)

DATE AND TRAINING BY COURSE	UNDER INSTRUCTION BEGINNING OF PERIOD	DURING PERIOD			UNDER INSTRUCTION END OF PERIOD
		Entries	Losses	Graduates	
	FY 1956 (FIRST QUARTER) (Cont'd)				
Diversified Training - Total	8	52	-	21	39
Interceptor Controller	8	43	-	12	39
Tactical Air Controller	-	9	-	9	-
Ground Observer Training	-	-	-	-	-
Aircraft Observer and Related Training - Total	2	6	-	5	3
Primary-Basic Observer Course	2	-	-	-	2
Staff Officer ECM Familiarization	-	5	-	5	-
Advanced Observer ECM	-	-	-	-	-
Advanced Observer Strategic Bombardment	-	-	-	-	-
Senior Observer Technical Specialist	-	1	-	-	1
Commander Radar Bombardment Training	-	-	-	-	-
Combat Flying Training (Individual) - Total	47	116	5	116	42
Fighter F-84, F-86, Phase I	11	56	2	44	21
Fighter F-84, Phase II	12	30	-	22	20
Fighter F-86, Phase II	13	12	2	22	1
Fighter F-86D	-	-	-	-	-
Fighter F-84, F-86	11	18	1	28	-
Air-Ground Operations School - Total	-	10	-	9	1
Air-Ground Operations Indoctrination Course	-	3	-	3	-
Air-Ground Specialist Course	-	6	-	6	-
Forward Air Controller	-	1	-	-	1
AIRMAN - TOTAL	141	98	13	117	109
Preflight Training (Pilot)	-	18	-	18	-
Undergraduate Pilot Training - Total	119	57	12	68	96
Primary	60	23	5	31	47
Basic - Total	59	34	7	37	49
Single Engine	51	22	6	32	35
Multi-Engine	8	12	1	5	14
Aircraft Observer and Related Training - Total	1	-	-	-	1
Primary-Basic Observer Course	1	-	-	-	1
Combat Flying Training (Individual) - Total	21	23	1	31	12
Fighter F-84, F-86, Phase I	3	14	-	8	9
Fighter F-84, Phase II	18	9	1	23	3
	FY 1956 (SECOND QUARTER)				
TOTAL	281	387	18	430	220
OFFICER - TOTAL	172	279	6	324	121
Pilot Training - Total	87	120	4	134	69
Preflight Training (Pilot)	-	66	-	66	-
Undergraduate Pilot Training - Total	69	22	2	43	46
Primary	16	1	1	9	7
Basic - Total	53	21	1	34	39
Single Engine	51	20	1	34	36
Multi-Engine	2	1	-	-	3
Miscellaneous Pilot Training - Total	18	32	2	25	23
Helicopter	3	1	-	3	1
Helicopter Familiarization	-	-	-	-	-
Liaison (Army Primary Flight Training)	5	5	2	2	6
Transition - Total	-	4	-	-	4
Multi-Engine Conventional, B-26	-	-	-	-	-
Jet Qualification	-	4	-	-	4
Instructor - Total	10	22	-	20	12
Instrument Pilot, Jet	2	4	-	2	4
Instrument Pilot, Conventional	3	7	-	3	7
Primary Pilot Instructor School	5	2	-	7	-
Fighter Weapons Instructor School	-	8	-	8	-
Basic Pilot Instructor School	-	1	-	-	1

TABLE 188 — SUMMARY — USAF TRAINING OF FOREIGN PERSONNEL — FY 1942 THROUGH FY 1956 (CONTINUED)

(Table below is a modification in Type of Training by Course only over Table 199, FY 1955)

DATE AND TRAINING BY COURSE	UNDER INSTRUCTION BEGINNING OF PERIOD	DURING PERIOD			UNDER INSTRUCTION END OF PERIOD
		Entries	Losses	Graduates	
	FY 1956 (SECOND QUARTER) (Cont'd)				
Miscellaneous Pilot Training (Cont'd)					
Senior Officers Jet Instrument Familiarization	-	-	-	-	-
Diversified Training - Total	39	28	1	50	16
Interceptor Controller	39	28	1	50	16
Tactical Air Controller	-	-	-	-	-
Ground Observer Training	-	-	-	-	-
Aircraft Observer and Related Training - Total	3	26	1	18	10
Primary-Basic Observer Course	2	-	-	-	2
Staff Officer ECM Familiarization	-	17	-	17	-
Advanced Observer ECM	-	8	1	-	7
Advanced Observer Strategic Bombardment	-	-	-	-	-
Senior Observer Technical Specialist	1	-	-	-	1
Commander Radar Bombardment Training	-	1	-	1	-
Combat Flying Training (Individual) - Total	42	99	-	115	26
Fighter F-84, F-86, Phase I	21	17	-	38	-
Fighter F-84, Phase II	20	31	-	32	19
Fighter F-86, Phase II	1	31	-	25	7
Fighter F-86D	-	-	-	-	-
Fighter F-84, F-86	-	20	-	20	-
Air-Ground Operations School - Total	1	6	-	7	-
Air-Ground Operations Indoctrination Course	-	3	-	3	-
Air-Ground Specialist Course	-	3	-	3	-
Forward Air Controller	1	-	-	1	-
AIRMAN - TOTAL	109	108	12	106	99
Preflight Training (Pilot)	-	47	-	47	-
Undergraduate Pilot Training - Total	96	46	12	39	91
Primary	47	27	6	22	46
Basic - Total	49	19	6	17	45
Single Engine	35	14	5	12	32
Multi-Engine	14	5	1	5	13
Aircraft Observer and Related Training - Total	1	-	-	-	1
Primary-Basic Observer Course	1	-	-	-	1
Combat Flying Training (Individual) - Total	12	15	-	20	7
Fighter F-84, F-86, Phase I	9	4	-	13	-
Fighter F-84, Phase II	3	11	-	7	7
	FY 1956 (THIRD QUARTER)				
TOTAL	220	405	21	330	274
OFFICER - TOTAL	121	309	13	250	167
Pilot Training - Total	69	150	5	147	67
Preflight Training (Pilot)	-	71	-	71	-
Undergraduate Pilot Training - Total	46	19	5	21	39
Primary	7	12	1	3	15
Basic - Total	39	7	4	18	24
Single Engine	36	7	4	15	24
Multi-Engine	3	-	-	3	-
Miscellaneous Pilot Training - Total	23	60	-	55	28
Helicopter	1	9	-	1	9
Helicopter Familiarization	-	-	-	-	-
Liaison (Army Primary Flight Training)	6	7	-	6	7
Transition - Total	4	2	-	5	1
Multi-Engine Conventional, B-26	-	-	-	-	-
Jet Qualification	4	2	-	5	1
Instructor - Total	12	42	-	43	11
Instrument Pilot, Jet	4	3	-	4	3
Instrument Pilot, Conventional	7	1	-	7	1

TABLE 188— SUMMARY — USAF TRAINING OF FOREIGN PERSONNEL — FY 1942 THROUGH FY 1956 (CONTINUED)

(Table below is a modification in Type of Training by Course only Table 199, FY 1955)

DATE AND TRAINING BY COURSE	UNDER INSTRUCTION BEGINNING OF PERIOD	DURING PERIOD			UNDER INSTRUCTION END OF PERIOD
		Entries	Losses	Graduates	
	FY 1956 (THIRD QUARTER) (Cont'd)				
Instructor (Cont'd)					
Primary Pilot Instructor School	-	12	-	12	-
Fighter Weapons Instructor School	-	19	-	19	-
Basic Pilot Instructor School	1	7	-	1	7
Senior Officers Jet Instrument Familiarization	-	-	-	-	-
Diversified Training - Total	16	37	-	30	23
Interceptor Controller	16	37	-	30	23
Tactical Air Controller	-	-	-	-	-
Ground Observer Training	-	-	-	-	-
Aircraft Observer and Related Training - Total	10	26	-	23	13
Primary-Basic Observer Course	2	-	-	2	-
Staff Officer ECM Familiarization	-	21	-	21	-
Advanced Observer ECM	7	4	-	-	11
Advanced Observer Strategic Bombardment	-	1	-	-	1
Senior Observer Technical Specialist	1	-	-	-	1
Commander Radar Bombardment Training	-	-	-	-	-
Combat Flying Training (Individual) - Total	26	80	8	34	64
Fighter F-84, F-86, Phase I	-	-	-	-	-
Fighter F-84, Phase II	19	30	4	14	31
Fighter F-86, Phase II	7	11	-	18	-
Fighter F-86D	-	3	-	2	1
Fighter F-84, F-86	-	36	4	-	32
Air-Ground Operations School - Total	-	16	-	16	-
Air-Ground Operations Indoctrination Course	-	2	-	2	-
Air-Ground Specialist Course	-	14	-	14	-
Forward Air Controller	-	-	-	-	-
AIRMAN - TOTAL	99	96	8	80	107
Preflight Training (Pilot)	-	35	-	35	-
Undergraduate Pilot Training - Total	91	55	8	36	102
Primary	46	43	5	10	74
Basic - Total	45	12	3	26	28
Single Engine	32	8	3	18	19
Multi-Engine	13	4	-	8	9
Aircraft Observer and Related Training - Total	1	4	-	1	4
Primary-Basic Observer Course	1	4	-	1	4
Combat Flying Training (Individual) - Total	7	2	-	8	1
Fighter F-84, F-86, Phase I	-	-	-	-	-
Fighter F-84, Phase II	7	2	-	8	1
	FY 1956 (FOURTH QUARTER)				
TOTAL	274	428	32	388	282
OFFICER - TOTAL	167	344	21	315	175
Pilot Training - Total	67	198	9	169	87
Preflight Training (Pilot)	-	93	-	93	-
Undergraduate Pilot Training - Total	39	29	6	23	39
Primary	15	26	4	3	34
Basic - Total	24	3	2	20	5
Single Engine	24	1	2	20	3
Multi-Engine	-	2	-	-	2
Miscellaneous Pilot Training - Total	28	76	3	53	48
Helicopter	9	3	-	12	-
Helicopter Familiarization	-	-	-	-	-
Liaison (Army Primary Flight Training)	7	4	2	4	5

TABLE 188 — SUMMARY — USAF TRAINING OF FOREIGN PERSONNEL — FY 1942 THROUGH FY 1956 (CONTINUED)

(Table below is a modification in Type of Training by Course only Table 199, FY 1955)

DATE AND TRAINING BY COURSE	UNDER INSTRUCTION BEGINNING OF PERIOD	DURING PERIOD			UNDER INSTRUCTION END OF PERIOD
		Entries	Losses	Graduates	
	FY 1956 (FOURTH QUARTER) (Cont'd)				
Miscellaneous Pilot Training (Cont'd)					
Transition - Total	1	9	-	3	7
Multi-Engine Conventional, B-26	-	-	-	-	-
Jet Qualification	1	9	-	3	7
Instructor - Total	11	60	1	34	36
Instrument Pilot, Jet	3	9	-	1	11
Instrument Pilot, Conventional	1	15	-	5	11
Primary Pilot Instructor School	-	8	-	4	4
Fighter Weapons Instructor School	-	10	-	10	-
Basic Pilot Instructor School	7	18	1	14	10
Senior Officers Jet Instrument Familiarization	-	-	-	-	-
Diversified Training - Total	23	50	-	37	36
Interceptor Controller	23	48	-	35	36
Tactical Air Controller	-	2	-	2	-
Ground Observer Training	-	-	-	-	-
Aircraft Observer and Related Training - Total	13	16	-	24	5
Primary-Basic Observer Course	-	-	-	-	-
Staff Officer ECM Familiarization	-	16	-	16	-
Advanced Observer ECM	11	-	-	7	4
Advanced Observer Strategic Bombardment	1	-	-	1	-
Senior Observer Technical Specialist	1	-	-	-	1
Commander Radar Bombardment Training	-	-	-	-	-
Combat Flying Training (Individual) - Total	64	56	12	61	47
Fighter F-84, F-86, Phase I	-	-	-	-	-
Fighter F-84, Phase II	31	16	4	30	13
Fighter F-86, Phase II	-	-	-	-	-
Fighter F-86D	1	-	-	1	-
Fighter F-84, F-86	32	40	8	30	34
Air-Ground Operations School - Total	-	24	-	24	-
Air-Ground Operations Indoctrination Course	-	3	-	3	-
Air-Ground Specialist Course	-	21	-	21	-
Forward Air Controller	-	-	-	-	-
AIRMAN - TOTAL	107	84	11	73	107
Preflight Training (Pilot)	-	29	-	29	-
Undergraduate Pilot Training - Total	102	55	11	43	103
Primary	74	28	8	26	68
Basic - Total	28	27	3	17	35
Single Engine	19	17	2	12	22
Multi-Engine	9	10	1	5	13
Aircraft Observer and Related Training - Total	4	-	-	-	4
Primary-Basic Observer Course	4	-	-	-	4
Combat Flying Training (Individual) - Total	1	-	-	1	-
Fighter F-84, F-86, Phase I	-	-	-	-	-
Fighter F-84, Phase II	1	-	-	1	-

a/ Not available.

b/ Nine officers transferred to Proficiency Class.

Source: Personnel Statistics Division, Directorate of Statistical Services, DCS/Comptroller.

TABLE 189 — SUMMARY — TECHNICAL TRAINING OF USAF OFFICERS BY AIR TRAINING COMMAND — FY 1941 THROUGH FY 1956

(Table below is a modification of Table 200, FY 1955; missing Occupational Areas indicate that there were no entries for these areas)

OCCUPATIONAL AREA AND DATE	UNDER INSTRUCTION (BEGINNING OF PERIOD)	DURING PERIOD			UNDER INSTRUCTION (END OF PERIOD)
		Entries	Losses	Graduates	
	FISCAL YEAR SUMMARIES				
FY 1941 - TOTAL	194	532	10	360	356
FY 1942 - TOTAL	356	14,107	293	5,492	8,678
FY 1943 - TOTAL	8,678	56,796	4,744	49,552	11,178
FY 1944 - TOTAL	11,178	31,256	5,125	32,275	5,034
FY 1945 - TOTAL	5,034	40,746	5,651	30,989	9,140
FY 1946 - TOTAL	9,140	10,138	6,721	11,696	861
FY 1947 - TOTAL	861	4,587	931	3,650	867
FY 1948 - TOTAL	867	2,595	403	1,878	1,181
FY 1949 - TOTAL	1,181	3,788	245	2,845	1,879
FY 1950 - TOTAL	1,879	5,032	348	4,535	2,028
FY 1951 - TOTAL	2,028	4,911	243	4,766	1,930
FY 1952 - TOTAL	1,930	6,843	307	6,475	1,991
FY 1953 - TOTAL	1,991	6,990	199	6,087	2,695
FY 1954 - TOTAL	2,695	7,881	1,204	6,261	3,111
FY 1955 - TOTAL	3,111	7,638	537	8,507	1,705
	FY 1956				
FY 1956 - TOTAL	1,705	8,096	202	7,936	1,663
Combat and Operations	102	1,929	-	2,020	11
Intelligence and Psychological Warfare	205	277	8	382	92
Photography and Cartography	10	64	1	51	22
Weather	16	159	1	169	5
Communications-Electronics	354	493	22	531	294
Armament	220	1,387	46	1,167	394
Maintenance Engineering	352	1,120	21	1,054	397
Installation Engineering	-	33	31	2	-
Transportation	44	246	10	242	38
Supply	187	684	9	694	168
Production and Procurement	7	18	-	21	4
Comptroller	27	293	2	223	95
Personnel	145	671	3	727	86
Education and Training	34	522	18	507	31
Air Police	-	124	13	96	15
Medical	-	10	10	-	-
Special Courses	2	66	7	50	11
FIRST QUARTER - TOTAL	1,705	2,853	31	2,663	1,864
Combat and Operations	102	1,104	-	1,108	98
Intelligence and Psychological Warfare	205	73	2	130	146
Photography and Cartography	10	22	-	10	22
Weather	16	36	-	27	25
Communications-Electronics	354	151	4	188	313
Armament	220	365	4	306	275
Maintenance Engineering	352	271	3	279	341
Installation Engineering	-	-	-	-	-
Transportation	44	63	-	54	53
Supply	187	229	2	214	200
Production Procurement	7	6	-	7	6
Comptroller	27	42	-	29	40
Personnel	145	271	1	163	252
Education and Training	34	179	2	127	84
Air Police	-	13	13	-	-
Medical	-	-	-	-	-
Special Courses	2	28	-	21	9
SECOND QUARTER - TOTAL	1,864	2,142	54	2,480	1,472
Combat and Operations	98	719	-	817	-
Intelligence and Psychological Warfare	146	38	2	92	90
Photography and Cartography	22	9	1	10	20
Weather	25	36	-	57	4
Communications-Electronics	313	85	1	124	273
Armament	275	405	31	365	284
Maintenance Engineering	341	206	2	250	295
Installation Engineering	-	31	-	-	31
Transportation	53	60	-	61	52

TABLE 189 — SUMMARY — TECHNICAL TRAINING OF USAF OFFICERS BY AIT TRAINING COMMAND — FY 1941 THROUGH FY 1956 (CONTINUED)

(Table below is a modification of Table 200, FY 1955, missing Occupational Areas indicate that there were no entries for these areas)

OCCUPATIONAL AREA AND DATE	UNDER INSTRUCTION (BEGINNING OF PERIOD)	DURING PERIOD			UNDER INSTRUCTION (END OF PERIOD)
		Entries	Losses	Graduates	
	FY 1956 - (CONTINUED)				
SECOND QUARTER - (Continued)					
Supply	200	136	2	224	110
Production Procurement	6	8	-	8	6
Comptroller	40	58	-	59	39
Personnel	252	170	1	228	193
Education and Training	84	130	7	155	52
Air Police	-	51	-	28	23
Medical	-	-	-	-	-
Special Courses	9	-	7	2	-
THIRD QUARTER - TOTAL	1,472	1,575	60	1,332	1,655
Combat and Operations	-	72	-	59	13
Intelligence and Psychological Warfare	90	95	1	88	96
Photography and Cartography	20	23	-	19	24
Weather	4	65	1	44	24
Communications-Electronics	273	147	16	95	309
Armament	284	296	3	188	389
Maintenance Engineering	295	277	-	195	377
Installation Engineering	31	2	31	2	-
Transportation	52	56	-	61	47
Metal Working	-	1	-	1	-
Supply	110	134	3	115	126
Production Procurement	6	-	-	6	-
Comptroller	39	80	2	60	57
Personnel	193	121	-	205	109
Education and Training	52	156	3	151	54
Air Police	23	33	-	37	19
Medical	-	-	-	-	-
Special Courses	-	17	-	6	11
FOURTH QUARTER - TOTAL	1,655	1,527	57	1,462	1,663
Combat and Operations	13	34	-	36	11
Intelligence and Psychological Warfare	96	71	3	72	92
Photography and Cartography	24	10	-	12	22
Weather	24	22	-	41	5
Communications-Electronics	309	110	1	124	294
Armament	389	321	8	308	394
Maintenance Engineering	377	366	16	330	397
Installation Engineering	-	-	-	-	-
Transportation	47	67	10	66	38
Metal Working	-	-	-	-	-
Supply	126	185	2	141	168
Production Procurement	-	4	-	-	4
Comptroller	57	113	-	75	95
Personnel	109	109	1	131	86
Education and Training	54	57	6	74	31
Air Police	19	27	-	31	15
Medical	-	10	10	-	-
Special Courses	11	21	-	21	11

Source: Personnel Statistics Division, Directorate of Statistical Services, DCS/Comptroller

TABLE 190 — SUMMARY — TECHNICAL TRAINING OF AIRMEN BY AIR TRAINING COMMAND— FY 1941 THROUGH FY 1956

(Table below is a modification of Table 201, FY 1955)

CAREER FIELD	UNDER INSTRUCTION (BEGINNING OF PERIOD)	DURING PERIOD			UNDER INSTRUCTION (END OF PERIOD)
		Entries	Losses	Graduates	
	FISCAL YEAR SUMMARIES				
FY 1941 - TOTAL	4,086	40,137	2,163	20,107	21,953
FY 1942 - TOTAL	21,953	162,449	13,283	99,996	71,123
FY 1943 - TOTAL	71,123	672,330	61,645	526,571	155,237
FY 1944 - TOTAL	155,237	379,558	84,850	384,384	65,561
FY 1945 - TOTAL	65,561	281,128	69,086	236,155	41,448
FY 1946 - TOTAL	41,448	117,656	53,299	84,551	21,254
FY 1947 - TOTAL	21,254	97,600	26,263	78,503	14,088
FY 1948 - TOTAL	14,088	45,831	11,174	34,717	14,028
FY 1949 - TOTAL	14,028	47,245	5,226	37,135	18,912
FY 1950 - TOTAL	18,912	68,037	9,019	52,638	25,292
FY 1951 - TOTAL	25,292	175,386	11,007	142,014	47,657
FY 1952 - TOTAL	47,657	186,745	11,878	171,007	51,517
FY 1953 - TOTAL	51,517	168,592	12,057	158,912	49,140
FY 1954 - TOTAL	49,140	132,568	13,031	128,158	40,519
FY 1955 - TOTAL	40,519	150,051	21,143	124,061	45,366
	FY 1956				
FY 1956 - TOTAL	45,366	134,185	13,025	127,704	38,822
COMBAT SUPPORT - TOTAL	7,425	22,501	2,065	21,083	6,778
ELECTRONIC ENGINEERING - TOTAL	16,969	29,311	5,048	28,909	12,323
MAINTENANCE ENGINEERING - TOTAL	14,305	47,143	2,895	45,822	12,731
MAINTENANCE CRAFTS AND TRADES - TOTAL	586	4,444	270	3,540	1,220
LOGISTICS - TOTAL	1,986	11,524	603	10,300	2,607
PERSONNEL AND ADMINISTRATION - TOTAL	2,750	11,609	1,337	11,382	1,640
COMPTROLLER - TOTAL	441	1,652	92	1,474	527
SPECIAL ACTIVITIES - TOTAL	904	6,001	715	5,194	996
FIRST QUARTER - TOTAL	45,366	35,045	4,635	33,740	42,036
Combat Support	7,425	4,679	656	5,628	5,820
Electronic Engineering	16,969	8,725	2,009	7,787	15,898
Maintenance Engineering	14,305	14,559	822	12,315	15,727
Maintenance Crafts and Trades	586	973	66	723	770
Logistics	1,986	1,951	123	2,441	1,373
Personnel and Administration	2,750	3,347	461	3,606	2,030
Comptroller	441	237	12	403	263
Special Activities	904	574	486	837	155
SECOND QUARTER - TOTAL	42,036	28,977	2,744	31,090	37,179
Combat Support	5,820	5,084	447	4,920	5,537
Electronic Engineering	15,898	5,646	1,157	7,344	13,043
Maintenance Engineering	15,727	9,553	611	12,022	12,647
Maintenance Crafts and Trades	770	841	48	858	705
Logistics	1,373	2,568	105	1,769	2,067
Personnel and Administration	2,030	2,829	290	2,695	1,874
Comptroller	263	407	22	222	426
Special Activities	155	2,049	64	1,260	880
THIRD QUARTER - TOTAL	37,179	36,182	2,719	30,931	39,711
Combat Support	5,537	6,398	404	4,940	6,591
Electronic Engineering	13,043	7,629	972	7,047	12,653
Maintenance Engineering	12,647	12,053	692	10,868	13,140
Maintenance Crafts and Trades	705	1,219	66	842	1,016
Logistics	2,067	3,481	109	2,804	2,635
Personnel and Administration	1,874	3,001	369	2,558	1,948
Comptroller	426	486	21	393	498
Special Activities	880	1,915	86	1,479	1,230
FOURTH QUARTER - TOTAL	39,711	33,981	2,927	31,943	38,822
Combat Support	6,591	6,340	558	5,595	6,778
Electronic Engineering	12,653	7,311	910	6,731	12,323
Maintenance Engineering	13,140	10,978	770	10,617	12,731
Maintenance Crafts and Trades	1,016	1,411	90	1,117	1,220
Logistics	2,635	3,524	266	3,286	2,607
Personnel and Administration	1,948	2,432	217	2,523	1,640
Comptroller	498	522	37	456	527
Special Activities	1,230	1,463	79	1,618	996

Source: Personnel Statistics Division, Directorate of Statistical Services, DCS/Comptroller

TABLE 191 — SUMMARY — TECHNICAL TRAINING OF WAF OFFICERS BY AIR TRAINING COMMAND FY 1950 THROUGH FY 1956

(Table below is a modification of Table 202, FY 1955)

OCCUPATIONAL AREA AND DATE	UNDER INSTRUCTION (BEGINNING OF PERIOD	DURING PERIOD			UNDER INSTRUCTION (END OF PERIOD)
		Entries	Losses	Graduates	
	FISCAL YEAR SUMMARIES				
FY 1950 - TOTAL	8	15	-	19	4
FY 1951 - TOTAL	4	13	-	13	4
FY 1952 - TOTAL	4	29	-	22	11
FY 1953 - TOTAL	11	109	6	94	20
FY 1954 - TOTAL	20	111	12	108	11
FY 1955 - TOTAL	11	73	10	62	12
	FY 1956				
FY 1956 - TOTAL	12	40	4	37	11
ARMAMENT - TOTAL	1	-	1	-	-
COMMUNICATIONS-ELECTRONICS - TOTAL	-	-	-	-	-
COMPTROLLER - TOTAL	-	2	-	1	1
EDUCATION AND TRAINING - TOTAL	1	3	1	3	-
INTELLIGENCE AND PSYCHOLOGICAL WARFARE - TOTAL	1	1	-	2	-
PERSONNEL - TOTAL	9	24	2	22	9
SPECIAL COURSES - TOTAL	-	9	-	9	-
SUPPLY - TOTAL	-	1	-	-	1
FIRST QUARTER - TOTAL	12	8	3	10	7
Armament	1	-	1	-	-
Communications Electronics	-	-	-	-	-
Comptroller	-	-	-	-	-
Education and Training	1	-	1	-	-
Intelligence and Psychological Warfare	1	1	-	-	2
Personnel	9	7	1	10	5
Special Courses	-	-	-	-	-
Supply	-	-	-	-	-
SECOND QUARTER - TOTAL	7	4	-	8	3
Armament	-	-	-	-	-
Communications-Electronics	-	-	-	-	-
Comptroller	-	1	-	1	-
Education and Training	-	1	-	1	-
Intelligence and Psychological Warfare	2	-	-	1	1
Personnel	5	2	-	5	2
Special Courses	-	-	-	-	-
Supply	-	-	-	-	-
THIRD QUARTER - TOTAL	3	7	-	6	4
Armament	-	-	-	-	-
Communications-Electronics	-	-	-	-	-
Comptroller	-	-	-	-	-
Education and Training	-	2	-	2	-
Intelligence and Psychological Warfare	1	-	-	1	-
Personnel	2	5	-	3	4
Special Courses	-	-	-	-	-
Supply	-	-	-	-	-
FOURTH QUARTER - TOTAL	4	21	1	13	11
Armament	-	-	-	-	-
Communications-Electronics	-	-	-	-	-
Comptroller	-	1	-	-	1
Education and Training	-	-	-	-	-
Intelligence and Psychological Warfare	-	-	-	-	-
Personnel	4	10	1	4	9
Special Courses	-	9	-	9	-
Supply	-	1	-	-	1

Source: Personnel Statistics Division, Directorate of Statistical Services, DCS/Comptroller

TABLE 192 — TECHNICAL TRAINING OF WAF AIRMEN BY AIR TRAINING COMMAND — FY 1956

(Table below is a modification of Table 202, FY 1955)

CAREER FIELD	UNDER INSTRUCTION (BEGINNING OF PERIOD)	DURING PERIOD			UNDER INSTRUCTION (END OF PERIOD)
		Entries	Losses	Graduates	
	FISCAL YEAR SUMMARIES				
FY 1950 - TOTAL	234	1,502	94	1,230	412
FY 1951 - TOTAL	412	2,532	96	2,214	634
FY 1952 - TOTAL	634	2,600	257	2,351	626
FY 1953 - TOTAL	626	3,968	334	3,521	739
FY 1954 - TOTAL	739	2,601	395	2,208	737
FY 1955 - TOTAL	737	1,559	217	1,902	177
	FY 1956				
FY 1956 - TOTAL	177	2,101	140	1,556	582
COMBAT SUPPORT - TOTAL	32	650	40	439	203
ELECTRONIC ENGINEERING - TOTAL	6	2	1	6	1
MAINTENANCE ENGINEERING - TOTAL	-	5	-	-	5
MAINTENANCE CRAFTS AND TRADES - TOTAL	13	11	6	18	-
LOGISTICS - TOTAL	14	248	10	161	91
PERSONNEL AND ADMINISTRATION - TOTAL	88	837	51	685	189
COMPTROLLER - TOTAL	24	307	32	207	92
SPECIAL ACTIVITIES - TOTAL	-	41	-	40	1
FIRST QUARTER - TOTAL	177	339	29	193	294
Combat Support	32	70	12	32	58
Electronic Engineering	6	1	-	5	2
Maintenance Engineering	-	-	-	-	-
Maintenance Crafts and Trades	13	10	5	7	11
Logistics	14	19	1	22	10
Personnel and Administration	88	167	11	98	146
Comptroller	24	72	-	29	67
Special Activities	-	-	-	-	-
SECOND QUARTER - TOTAL	294	489	25	307	451
Combat Support	58	105	1	59	103
Electronic Engineering	2	-	1	-	1
Maintenance Engineering	-	-	-	-	-
Maintenance Crafts and Trades	11	1	1	2	9
Logistics	10	47	-	13	44
Personnel and Administration	146	197	10	145	188
Comptroller	67	99	12	48	106
Special Activities	-	40	-	40	-
THIRD QUARTER - TOTAL	451	633	41	543	500
Combat Support	103	236	19	170	150
Electronic Engineering	1	-	-	-	1
Maintenance Engineering	-	5	-	-	5
Maintenance Crafts and Trades	9	-	-	9	-
Logistics	44	77	2	62	57
Personnel and Administration	188	266	11	212	231
Comptroller	106	49	9	90	56
Special Activities	-	-	-	-	-
FOURTH QUARTER - TOTAL	500	640	45	513	582
Combat Support	150	239	8	178	203
Electronic Engineering	1	1	-	1	1
Maintenance Engineering	5	-	-	-	5
Maintenance Crafts and Trades	-	-	-	-	-
Logistics	57	105	7	64	91
Personnel and Administration	231	207	19	230	189
Comptroller	56	87	11	40	92
Special Activities	-	1	-	-	1

Source: Personnel Statistics Division, Directorate of Statistical Services, DCS/Comptroller

TABLE 193 — SUMMARY — TECHNICAL TRAINING OF US ARMY PERSONNEL BY AIR TRAINING COMMAND LAST HALF FY 1949 THROUGH FY 1956

(Table below is a modification of Table 203, FY 1955)

TYPE OF PERSONNEL	UNDER INSTRUCTION (BEGINNING OF PERIOD)	DURING PERIOD			UNDER INSTRUCTION (END OF PERIOD)
		Entries	Losses	Graduates	
	FISCAL YEAR SUMMARIES				
LAST HALF FY 1949 - TOTAL	-	-	19	133	82
OFFICER - TOTAL	-	-	2	16	2
AIRMAN - TOTAL	-	-	17	117	80
FY 1950 - TOTAL	82	363	19	344	82
OFFICER - TOTAL	2	42	1	36	7
AIRMAN - TOTAL	80	321	18	308	75
FY 1951 - TOTAL	82	798	19	674	187
OFFICER - TOTAL	7	72	-	79	-
AIRMAN - TOTAL	75	726	19	595	187
FY 1952 - TOTAL	187	2,305	119	1,806	567
OFFICER - TOTAL	-	18	-	18	-
AIRMAN - TOTAL	187	2,287	119	1,788	567
FY 1953 - TOTAL	567	2,286	112	2,161	580
OFFICER - TOTAL	-	1	-	-	1
AIRMAN - TOTAL	567	2,285	112	2,161	579
FY 1954 - TOTAL	580	3,567	161	2,922	1,064
OFFICER - TOTAL	1	2	-	3	-
AIRMAN - TOTAL	579	3,565	161	2,919	1,064
FY 1955 - TOTAL	1,064	1,517	82	2,444	55
OFFICER - TOTAL	-	-	-	-	-
AIRMAN - TOTAL	1,064	1,517	82	2,444	55
	FY 1956				
FY 1956 - TOTAL	55	1,187	68	814	360
OFFICER - TOTAL	-	3	-	3	-
AIRMAN - TOTAL	55	1,184	68	811	360
FIRST QUARTER - TOTAL	55	230	18	64	203
Officer	-	1	-	1	-
Airman	55	229	18	63	203
SECOND QUARTER - TOTAL	203	265	11	207	250
Officer	-	2	-	2	-
Airman	203	263	11	205	250
THIRD QUARTER - TOTAL	250	338	23	232	333
Officer	-	-	-	-	-
Airman	250	338	23	232	333
FOURTH QUARTER - TOTAL	333	354	16	311	360
Officer	-	-	-	-	-
Airman	333	354	16	311	360

Source: Personnel Statistics Division, Directorate of Statistical Services, DCS/Comptroller

TABLE 194 — SUMMARY — TECHNICAL TRAINING OF US NAVY PERSONNEL BY AIR TRAINING COMMAND-LAST HALF FY 1949 THROUGH FY 1956

(Table below is a modification of Table 204, FY 1955)

TYPE OF PERSONNEL	UNDER INSTRUCTION (BEGINNING OF PERIOD)	DURING PERIOD			UNDER INSTRUCTION (END OF PERIOD)
		Entries	Losses	Graduates	
	FISCAL YEAR SUMMARIES				
LAST HALF FY 1949 - TOTAL	-	-	2	47	27
OFFICER - TOTAL	-	-	1	25	16
AIRMAN - TOTAL	-	-	1	22	11
FY 1950 - TOTAL	27	88	3	92	20
OFFICER - TOTAL	16	50	-	54	12
AIRMAN - TOTAL	11	38	3	38	8
FY 1951 - TOTAL	20	48	-	65	3
OFFICER - TOTAL	12	29	-	41	-
AIRMAN - TOTAL	8	19	-	24	3
FY 1952 - TOTAL	3	107	3	87	20
OFFICER - TOTAL	-	5	-	5	-
AIRMAN - TOTAL	3	102	3	82	20
FY 1953 - TOTAL	20	77	8	82	7
OFFICER - TOTAL	-	-	-	-	-
AIRMAN - TOTAL	20	77	8	82	7
FY 1954 - TOTAL	7	120	2	98	27
OFFICER - TOTAL	-	10	-	10	-
AIRMAN - TOTAL	7	110	2	88	27
FY 1955 - TOTAL	27	122	4	131	14
OFFICER - TOTAL	-	13	1	10	2
AIRMAN - TOTAL	27	109	3	121	12
	FY 1956				
FY 1956 - TOTAL	14	589	16	457	130
OFFICER - TOTAL	2	5	3	4	-
AIRMAN - TOTAL	12	584	13	453	130
FIRST QUARTER - TOTAL	14	74	-	33	55
Officer	2	3	-	1	4
Airman	12	71	-	32	51
SECOND QUARTER - TOTAL	55	135	9	105	76
Officer	4	2	3	3	-
Airman	51	133	6	102	76
THIRD QUARTER - TOTAL	76	192	3	144	121
Officer	-	-	-	-	-
Airman	76	192	3	144	121
FOURTH QUARTER - TOTAL	121	188	4	175	130
Officer	-	-	-	-	-
Airman	121	188	4	175	130

Source: Personnel Statistics Division, Directorate of Statistical Services, DCS/Comptroller

TABLE 195 — SUMMARY — USAF PROFESSIONAL, TECHNOLOGICAL, AND COLLEGIATE TRAINING OF USAF OFFICERS — FY 1951 THROUGH FY 1956

(Table below is a revision over previous years in that it includes Defense Colleges and Civilian Schools and Hospitals; it also contains fiscal year summaries - a modification of Table 205, FY 1955 'Statistical Digest'.)

TYPE OF TRAINING BY COURSE	UNDER INSTRUCTION (BEGINNING OF PERIOD)	DURING PERIOD			UNDER INSTRUCTION (END OF PERIOD)
		Entries	Losses	Graduates	
	FISCAL YEAR SUMMARIES				
FY 1951 - TOTAL	1,109	4,374	227	4,575	681
AIR COMMAND AND STAFF SCHOOL - TOTAL	784	3,175	193	3,253	513
AIR WAR COLLEGE - TOTAL	-	100	1	99	-
USAF INSTITUTE OF TECHNOLOGY - TOTAL	314	221	25	373	137
USAF SCHOOL OF AVIATION MEDICINE - TOTAL	11	878	8	850	31
FY 1952 - TOTAL	681	9,208	82	8,356	1,451
AIR COMMAND AND STAFF SCHOOL - TOTAL	513	6,220	39	5,717	977
AIR WAR COLLEGE - TOTAL	-	105	-	105	-
USAF INSTITUTE OF TECHNOLOGY - TOTAL	137	364	19	237	245
USAF SCHOOL OF AVIATION MEDICINE - TOTAL	31	2,519	24	2,297	229
FY 1953 - TOTAL	1,451	10,639	166	11,062	862
AIR COMMAND AND STAFF SCHOOL - TOTAL	977	6,432	89	7,085	235
AIR WAR COLLEGE - TOTAL	-	124	-	124	-
USAF INSTITUTE OF TECHNOLOGY - TOTAL	245	306	20	218	313
USAF SCHOOL OF AVIATION MEDICINE - TOTAL	229	3,777	57	3,635	314
FY 1954 - TOTAL	862	9,002	287	8,727	850
AIR COMMAND AND STAFF SCHOOL - TOTAL	235	5,648	123	5,580	180
AIR WAR COLLEGE - TOTAL	-	130	1	129	-
USAF INSTITUTE OF TECHNOLOGY - TOTAL	313	501	44	354	416
USAF SCHOOL OF AVIATION MEDICINE - TOTAL	314	2,723	119	2,664	254
FY 1955 - TOTAL	850	9,283	135	8,688	1,310
AIR COMMAND AND STAFF SCHOOL - TOTAL	180	5,351	41	4,650	840
AIR WAR COLLEGE - TOTAL	-	131	-	131	-
USAF INSTITUTE OF TECHNOLOGY - TOTAL	416	497	25	527	361
USAF SCHOOL OF AVIATION MEDICINE - TOTAL	254	3,304	69	3,380	109
	FY 1956				
FY 1956 - TOTAL	2,402	11,266	131	11,051	2,486
AIR COMMAND AND STAFF SCHOOL - TOTAL	840	5,964	41	6,016	747
Academic Instructor	161	739	4	700	196
Air Weapons	30	167	8	189	-
Air Weapons Orientation	-	1,973	5	1,968	-
Command and Staff Officer	-	1,141	1	1,140	-
Sanitation Engineer	-	17	-	17	-
Squadron Officer	649	1,846	23	1,921	551
Weapons Employment Indoctrination	-	81	-	81	-
AIR WAR COLLEGE - TOTAL	-	131	-	131	-
DEPARTMENT OF DEFENSE COLLEGES - TOTAL	125	184	1	161	147
Armed Forces Staff College	75	113	1	117	70
Industrial College of Armed Forces	29	31	-	26	34
National War College	21	40	-	18	43
USAF INSTITUTE OF TECHNOLOGY - TOTAL	1,328	1,670	63	1,472	1,463
Advanced Logistics	-	20	-	20	-
Aeronautical Engineering	53	14	1	32	34
Aircraft Structural Design	-	8	-	-	8
Armament Engineering - Air Ordnance	15	9	1	6	17
Armament Engineering - Armament Systems	14	8	2	13	7
Civilian Schools and Hospitals	967	1,178	48	949	1,148
Electrical Engineering, Servo	12	11	3	11	9
Electronic Engineering	11	10	-	21	-
Engineering Administration	42	24	-	26	40
Engineering Science, 2 Years	85	44	5	41	83
Engineering Science, 1 Year	33	22	3	32	20
Industrial Administration	25	25	-	25	25

TABLE 195 — SUMMARY — USAF PROFESSIONAL, TECHNOLOGICAL, AND COLLEGIATE TRAINING OF USAF OFFICERS — FY 1951 THROUGH FY 1956 (CONTINUED)

(Table below is a revision over previous years in that it includes Defense Colleges and Civilian Schools and Hospitals; it also contains fiscal year summaries - a modification of Table 205, FY 1955 "Statistical Digest'.)

TYPE OF TRAINING BY COURSE	UNDER INSTRUCTION (BEGINNING OF PERIOD)	DURING PERIOD			UNDER INSTRUCTION (END OF PERIOD)
		Entries	Losses	Graduates	
	FY 1956 - (CONTINUED)				
USAF INSTITUTE OF TECHNOLOGY-(CONTINUED)					
Installation Engineering, Basic. . . .	-	186	-	186	-
Installation Engineering, Advanced . .	-	39	-	39	-
Nuclear Engineering.	9	14	-	9	14
Training in Industry	62	58	-	62	58
USAF SCHOOL OF AVIATION MEDICINE - TOTAL	109	3,317	26	3,271	129
Aviation Medicine, Advanced	-	19	-	10	9
Aviation Medicine, Primary	65	317	8	374	-
Aviation Medicine, Review	-	19	-	19	-
Basic Orientation.	-	2,027	1	2,026	-
Clinical Laboratory.	-	19	1	18	-
Dental Officer, Refresher.	-	41	-	41	-
Flight Nurse	24	99	1	122	-
Flight Surgeon, Refresher.	-	57	-	57	-
Hospital Administration, Refresher . .	-	76	-	76	-
Medical Administration, Basic.	-	139	15	124	-
Medical Supply	-	63	-	63	-
Medical Supply Symposium	-	40	-	40	-
Physical Training.	-	39	-	39	-
Special Personnel Research Test (PRT) Pressure Suit	-	27	-	27	-
Veterinary, Basic.	-	83	-	83	-
WB Dental Surgeon.	20	79	-	82	17
WB Surgeon Hospital.	-	173	-	70	103
FIRST QUARTER - TOTAL	2,402	5,102	36	3,361	4,107
AIR COMMAND AND STAFF SCHOOL - TOTAL . .	840	2,498	6	1,630	1,702
Academic Instructor.	161	353	-	347	167
Air Weapons	30	2	1	31	-
Air Weapons Orientation.	-	344	-	344	-
Command and Staff Officer.	-	1,140	-	256	884
Squadron Officer	649	659	5	652	651
AIR WAR COLLEGE - TOTAL.	-	131	-	-	131
DEPARTMENT OF DEFENSE COLLEGES - TOTAL .	125	127	-	106	146
Armed Forces Staff College	75	58	-	63	70
Industrial College of Armed Forces . .	29	31	-	25	35
National War College	21	38	-	18	41
USAF INSTITUTE OF TECHNOLOGY - TOTAL . .	1,328	798	24	423	1,679
Aeronautical Engineering	53	-	-	32	21
Armament Engineering - Air Ordnance. .	15	9	-	6	18
Armament Engineering - Armament Systems	14	8	1	-	21
Civilian Schools and Hospitals	967	618	19	243	1,323
Electrical Engineering Servo	12	-	-	-	12
Electronic Engineering	11	10	-	11	10
Engineering Administration	42	-	-	26	16
Engineer Science, 2 Years	85	44	3	41	85
Engineer Science, 1 Year	33	22	1	32	22
Industrial Administration.	25	-	-	-	25
Installation Engineering, Basic. . . .	-	55	-	-	55
Nuclear Engineering	9	12	-	-	21
Training in Industry	62	20	-	32	50
USAF SCHOOL OF AVIATION MEDICINE - TOTAL	109	1,548	6	1,202	449
Aviation Medicine, Advanced	-	19	-	-	19
Aviation Medicine, Primary	65	118	5	65	113
Basic Orientation.	-	1,192	1	996	195
Flight Nurse	24	21	-	24	21
Flight Surgeon, Refresher.	-	8	-	8	-
Hospital Administration, Refresher . .	-	21	-	21	-
Medical Administration	-	101	-	-	101
Physical Training.	-	20	-	20	-
Veterinary, Basic.	-	48	-	48	-
WB Dental Surgeon.	20	-	-	20	-

TABLE 195– SUMMARY — USAF PROFESSIONAL, TECHNOLOGICAL, AND COLLEGIATE TRAINING OF USAF OFFICERS — FY 1951 THROUGH FY 1956 (CONTINUED)

(Table below is a revision over previous years in that it includes Defense Colleges and Civilian Schools and Hospitals ; it also contains fiscal year summaries - a modification of Table 205,FY 1955 'Statistical Digest'.)

TYPE OF TRAINING BY COURSE	UNDER INSTRUCTION (BEGINNING OF PERIOD)	DURING PERIOD			UNDER INSTRUCTION (END OF PERIOD)
		Entries	Losses	Graduates	
	FY 1956 - (CONTINUED)				
SECOND QUARTER - TOTAL	4,107	1,527	27	2,732	2,875
AIR COMMAND AND STAFF SCHOOL - TOTAL	1,702	687	15	1,491	883
Academic Instructor	167	56	4	219	-
Air Weapons	-	105	-	105	-
Air Weapons Orientation	-	508	2	506	-
Command and Staff Officer	884	1	1	1	883
Sanitation Engineer	-	17	-	17	-
Squadron Officer	651	-	8	643	-
AIR WAR COLLEGE - TOTAL	131	-	-	-	131
DEPARTMENT OF DEFENSE COLLEGES - TOTAL	146	4	-	-	150
Armed Forces Staff College	70	3	-	-	73
Industrial College of Armed Forces	35	-	-	-	35
National War College	41	1	-	-	42
USAF INSTITUTE OF TECHNOLOGY - TOTAL	1,679	203	9	200	1,673
Advanced Logistics	-	20	-	-	20
Aeronautical Engineering	21	-	1	-	20
Armament Engineering - Air Ordnance	18	-	-	-	18
Armament Engineering - Armament Systems	21	-	1	-	20
Civilian Schools and Hospitals	1,323	122	5	85	1,355
Electrical Engineering Servo	12	-	-	-	12
Electronic Engineering	10	-	-	-	10
Engineering Administration	16	-	-	-	16
Engineer Science, 2 Years	85	-	-	-	85
Engineer Science, 1 Year	22	-	2	-	20
Industrial Administration	25	-	-	-	25
Installation Engineering, Basic	55	57	-	112	-
Nuclear Engineering	21	2	-	-	23
Training in Industry	50	2	-	3	49
USAF SCHOOL OF AVIATION MEDICINE - TOTAL	449	633	3	1,041	38
Aviation Medicine, Advanced	19	-	-	-	19
Aviation Medicine, Primary	113	99	2	210	-
Basic Orientation	195	336	-	531	-
Clinical Laboratory	-	19	-	-	19
Dental Officer, Refresher	-	18	-	18	-
Flight Nurse	21	16	1	36	-
Flight Surgeon, Refresher	-	16	-	16	-
Hospital Administration, Refresher	-	16	-	16	-
Medical Administration, Basic	101	-	-	101	-
Medical Supply	-	26	-	26	-
Medical Supply Symposium	-	20	-	20	-
Special Personnel Research Test (PRT) Pressure Suit	-	27	-	27	-
Veterinary, Basic	-	17	-	17	-
WB Dental Surgeon	-	23	-	23	-
THIRD QUARTER - TOTAL	2,875	2,393	23	1,292	3,953
AIR COMMAND AND STAFF SCHOOL - TOTAL	883	1,320	9	612	1,582
Academic Instructor	-	84	-	46	38
Air Weapons	-	60	4	27	29
Air Weapons Orientation	-	540	1	539	-
Command and Staff Officer	883	-	-	-	883
Squadron Officer	-	636	4	-	632
AIR WAR COLLEGE - TOTAL	131	-	-	-	131
DEPARTMENT OF DEFENSE COLLEGES - TOTAL	150	52	1	55	146
Armed Forces Staff College	73	52	1	54	70
Industrial College of Armed Forces	35	-	-	1	34
National War College	42	-	-	-	42

TABLE 195 — SUMMARY — USAF PROFESSIONAL, TECHNOLOGICAL, AND COLLEGIATE TRAINING OF USAF OFFICERS — FY 1951 THROUGH FY 1956 (CONTINUED)

(Table below is a revision over previous years in that it includes Defense Colleges and Civilian Schools and Hospitals; it also contains fiscal year summaries - a modification of Table 205, Fy 1955 'Statistical Digest'.

TYPE OF TRAINING BY COURSE	UNDER INSTRUCTION (BEGINNING OF PERIOD)	DURING PERIOD			UNDER INSTRUCTION (END OF PERIOD)
		Entries	Losses	Graduates	
	FY 1956 - (CONTINUED)				
USAF INSTITUTE OF TECHNOLOGY - TOTAL	1,673	409	12	222	1,848
Advanced Logistics	20	-	-	-	20
Aeronautical Engineering	20	14	-	-	34
Aircraft Structural Design	-	8	-	-	8
Armament Engineering - Air Ordnance	18	-	-	-	18
Armament Engineering - Armament Systems	20	-	-	13	7
Civilian Schools and Hospitals	1,355	199	11	115	1,428
Electrical Engineering, Servo	12	10	1	11	10
Electronic Engineering	10	-	-	-	10
Engineering Administration	16	22	-	-	38
Engineer Science, 2 Years	85	-	-	-	85
Engineer Science, 1 Year	20	-	-	-	20
Industrial Administration	25	25	-	25	25
Installations Engineering, Advanced	-	39	-	-	39
Installations Engineering, Basic	-	74	-	39	35
Nuclear Engineering	23	-	-	9	14
Training in Industry	49	18	-	10	57
USAF SCHOOL OF AVIATION MEDICINE - TOTAL	38	612	1	403	246
Aviation Medicine, Advanced	19	-	-	-	19
Aviation Medicine, Primary	-	64	-	-	64
Aviation Medicine, Review	-	19	-	19	-
Basic Orientation	-	328	-	242	86
Clinical Laboratory	19	-	1	18	-
Flight Nurse	-	39	-	21	18
Flight Surgeon, Refresher	-	27	-	27	-
Hospital Administration, Refresher	-	20	-	20	-
Medical Administration, Basic	-	38	-	-	38
Medical Supply	-	21	-	21	-
Physical Training	-	17	-	16	1
WB Dental Surgeon	-	39	-	19	20
FOURTH QUARTER - TOTAL	3,953	2,244	45	3,666	2,486
AIR COMMAND AND STAFF SCHOOL - TOTAL	1,582	1,459	11	2,283	747
Academic Instructor	38	246	-	88	196
Air Weapons	29	-	3	26	-
Air Weapons Orientation	-	581	2	579	-
Command and Staff Officer	883	-	-	883	-
Squadron Officer	632	551	6	626	551
Weapons Employment Indoctrination	-	81	-	81	-
AIR WAR COLLEGE - TOTAL	131	-	-	131	-
DEPARTMENT OF DEFENSE COLLEGES - TOTAL	146	1	-	-	147
Armed Forces Staff College	70	-	-	-	70
Industrial College of Armed Forces	34	-	-	-	34
National War College	42	1	-	-	43
USAF INSTITUTE OF TECHNOLOGY - TOTAL	1,848	260	18	627	1,463
Advanced Logistics	20	-	-	20	-
Aeronautical Engineering	34	-	-	-	34
Aircraft Structural Design	8	-	-	-	8
Armament Engineering - Air Ordnance	18	-	1	-	17
Armament Engineering - Armament Systems	7	-	-	-	7
Civilian Schools and Hospitals	1,428	239	13	506	1,148
Electronic Engineering, Servo	10	1	2	-	9
Electronic Engineering	10	-	-	10	-
Engineering Administration	38	2	-	-	40
Engineer Science, 2 Years	85	-	2	-	83
Engineer Science, 1 Year	20	-	-	-	20
Industrial Administration	25	-	-	-	25
Installations Engineering, Basic	35	-	-	35	-
Installations Engineering, Advanced	39	-	-	39	-
Nuclear Engineering	14	-	-	-	14
Training in Industry	57	18	-	17	58

TABLE 195 — SUMMARY — USAF PROFESSIONAL, TECHNOLOGICAL, AND COLLEGIATE TRAINING OF USAF OFFICERS — FY 1951 THROUGH FY 1956 (CONTINUED)

(Table below is a revision over previous years in that it includes Defense Colleges and Civilian Schools and Hospitals; it also contains fiscal year summaries - a modification of Table 205, FY 1955 'Statistical Digest'.

TYPE OF TRAINING BY COURSE	UNDER INSTRUCTION (BEGINNING OF PERIOD)	DURING PERIOD			UNDER INSTRUCTION (END OF PERIOD)
		Entries	Losses	Graduates	
	FY 1956 - (CONTINUED)				
USAF SCHOOL OF AVIATION MEDICINE - TOTAL	246	524	16	625	129
Aviation Medicine, Advanced	19	-	-	10	9
Aviation Medicine, Primary	64	36	1	99	-
Basic Orientation	86	171	-	257	-
Dental Officer, Refresher	-	23	-	23	-
Flight Nurse	18	23	-	41	-
Flight Surgeon, Refresher	-	6	-	6	-
Hospital Administration, Refresher	-	19	-	19	-
Medical Administration, Basic	38	-	15	23	-
Medical Supply	-	16	-	16	-
Medical Supply, Symposium	-	20	-	20	-
Physical Training	1	2	-	3	-
Veterinary, Basic	-	18	-	18	-
WB Dental Surgeon	20	17	-	20	17
WB Surgeon Hospital	-	173	-	70	103

Source: Personnel Statistics Division, Directorate of Statistical Services, DCS/Comptroller

TABLE 196– SUMMARY – USAF PROFESSIONAL AND TECHNOLOGICAL MILITARY TRAINING OF – WAF AIRMEN – FY 1951 THROUGH FY 1956

(Table below is a modification of a portion of Table 205, FY 1955; it also includes Civilian Schools not reported previously)

TYPE OF TRAINING BY COURSE	UNDER INSTRUCTION (BEGINNING OF PERIOD	DURING PERIOD			UNDER INSTRUCTION (END OF PERIOD)
		Entries	Losses	Graduates	
	FISCAL YEAR SUMMARIES				
FY 1951 - TOTAL	5	848	33	475	345
AIR COMMAND AND STAFF SCHOOL - TOTAL	5	366	6	172	193
USAF INSTITUTE OF TECHNOLOGY - TOTAL	-	-	-	-	-
USAF SCHOOL OF AVIATION MEDICINE - TOTAL	-	482	27	303	152
FY 1952 - TOTAL	345	2,576	146	2,033	742
AIR COMMAND AND STAFF SCHOOL - TOTAL	193	724	46	794	77
USAF INSTITUTE OF TECHNOLOGY - TOTAL	-	-	-	-	-
USAF SCHOOL OF AVIATION MEDICINE - TOTAL	152	1,852	100	1,239	665
FY 1953 - TOTAL	742	2,198	166	2,487	287
AIR COMMAND AND STAFF SCHOOL - TOTAL	77	352	19	409	1
USAF INSTITUTE OF TECHNOLOGY - TOTAL	-	-	-	-	-
USAF SCHOOL OF AVIATION MEDICINE - TOTAL	665	1,846	147	2,078	286
FY 1954 - TOTAL	287	1,595	112	1,362	408
AIR COMMAND AND STAFF SCHOOL - TOTAL	1	455	29	418	9
USAF INSTITUTE OF TECHNOLOGY - TOTAL	-	-	-	-	-
USAF SCHOOL OF AVIATION MEDICINE - TOTAL	286	1,140	83	944	399
FY 1955 - TOTAL	408	2,982	265	2,444	681
AIR COMMAND AND STAFF SCHOOL - TOTAL	9	394	10	393	-
USAF INSTITUTE OF TECHNOLOGY - TOTAL	-	-	-	-	-
USAF SCHOOL OF AVIATION MEDICINE - TOTAL	399	2,588	255	2,051	681
	FY 1956				
FY 1956 - TOTAL	1,097	3,619	321	3,321	1,074
AIR COMMAND AND STAFF SCHOOL - TOTAL	-	365	8	357	-
Academic Instructor	-	365	8	357	-
USAF INSTITUTE OF TECHNOLOGY - TOTAL	416	689	123	584	398
Civilian Schools	416	689	123	584	398
USAF SCHOOL OF AVIATION MEDICINE - TOTAL	681	2,565	190	2,380	676
Aero Medical Evacuation Specialist	-	55	2	53	-
Aero Medical Specialist	53	409	14	366	82
Air Rescue Specialist	-	26	1	25	-
Chrome Cobalt Dental Prosthetics	-	46	1	45	-
Dental Laboratory Specialist	-	109	39	44	26
Dental Laboratory Technician	26	44	2	25	43
Dental Specialist Apprentice	-	97	15	82	-
Dental Technician	26	-	-	26	-
Medical Administrative Specialist	101	80	2	179	-
Medical Administrative Supervisor	-	127	8	119	-
Medical Laboratory Specialist	104	101	6	153	46
Medical Laboratory Technician	-	27	4	-	23
Medical Material Specialist	50	123	3	170	-
Medical Material Supervisor	-	26	-	26	-
Medical Services Specialist	103	274	26	310	41
Medical Services Supervisor	48	160	19	91	98
Medical Supply Symposium	-	1	-	1	-
Pharmacist Specialist, Apprentice	-	154	5	98	51
Physical Training Specialist	20	84	8	96	-
Physical Training Supervisor	-	21	-	21	-
Preventive Medicine Specialist	53	151	17	139	48
Radiology Technician	63	138	7	145	49
Special Personnel Research Test (PRT) Pressure Suit	-	33	-	33	-
Veterinary Specialist	34	206	11	133	96
WB Dental Surgeon	-	73	-	-	73

434177 O - 57 - 28

TABLE 196 – SUMMARY – USAF PROFESSIONAL AND TECHNOLOGICAL MILITARY TRAINING OF– WAF AIRMEN – FY 1951 THROUGH FY 1956 (CONTINUED)

(Table below is a modification of a portion of Table 205, FY 1955; it also includes Civilian Schools not reported previously)

TYPE OF TRAINING BY COURSE	UNDER INSTRUCTION (BEGINNING OF PERIOD)	DURING PERIOD			UNDER INSTRUCTION (END OF PERIOD)
		Entries	Losses	Graduates	
	FY 1956 - (CONTINUED)				
FIRST QUARTER - TOTAL	1,097	857	85	689	1,180
AIR COMMAND AND STAFF SCHOOL - TOTAL	-	-	-	-	-
Academic Instructor	-	-	-	-	-
USAF INSTITUTE OF TECHNOLOGY - TOTAL	416	150	35	78	453
Civilians Schools	416	150	35	78	453
USAF SCHOOL OF AVIATION MEDICINE - TOTAL	681	707	50	611	727
Aero Medical Evacuation Specialist	-	55	2	53	-
Aero Medical Specialist	53	77	2	53	75
Air Rescue Specialist	-	13	-	-	13
Chrome Cobalt Dental Prosthetics	-	10	-	10	-
Dental Laboratory Specialist	-	60	-	-	60
Dental Laboratory Technician	26	-	1	25	-
Dental Specialist, Apprentice	-	46	-	-	46
Dental Technician	26	-	-	26	-
Medical Administrative Specialist	101	80	-	101	80
Medical Administrative Supervisor	-	54	6	48	-
Medical Laboratory Specialist	104	-	3	51	50
Medical Material Specialist	50	42	-	50	42
Medical Services Specialist	103	88	11	95	85
Medical Services Supervisor	48	-	7	-	41
Pharmacist Specialist, Apprentice	-	52	-	-	52
Physical Training Specialist	20	46	5	37	24
Preventive Medicine Specialist	53	-	7	-	46
Radiology Technician	63	28	5	29	57
Veterinary Specialist	34	56	1	33	56
SECOND QUARTER - TOTAL	1,180	760	67	855	1,018
AIR COMMAND AND STAFF SCHOOL - TOTAL	-	84	1	83	-
Academic Instructor	-	84	1	83	-
USAF INSTITUTE OF TECHNOLOGY - TOTAL	453	167	17	142	461
Civilian Schools	453	167	17	142	461
USAF SCHOOL OF AVIATION MEDICINE - TOTAL	727	509	49	630	557
Aero Medical Specialist	75	90	4	71	90
Air Rescue Specialist	13	-	-	13	-
Chrome Cobalt Dental Prosthetics	-	19	-	19	-
Dental Laboratory Specialist	60	-	12	-	48
Dental Specialist, Apprentice	46	-	8	38	-
Medical Administrative Specialist	80	-	2	78	-
Medical Administrative Supervisor	-	73	1	2	70
Medical Laboratory Specialist	50	53	-	50	53
Medical Material Specialist	42	34	2	40	34
Medical Service Specialist	85	48	7	80	46
Medical Service Supervisor	41	57	1	41	56
Pharmacist Specialist, Apprentice	52	-	2	-	50
Physical Training Specialist	24	18	1	41	-
Preventive Medicine Specialist	46	55	1	45	55
Radiology Technician	57	29	1	30	55
Special Personnel Research Test (PRT) Pressure Suit	-	33	-	33	-
Veterinary Specialist	56	-	7	49	-
THIRD QUARTER - TOTAL	1,018	1,028	75	765	1,206
AIR COMMAND AND STAFF SCHOOL - TOTAL	-	190	2	84	104
Academic Instructor	-	190	2	84	104
USAF INSTITUTE OF TECHNOLOGY - TOTAL	461	214	41	168	466
Civilian Schools	461	214	41	168	466

TABLE 196 — SUMMARY — USAF PROFESSIONAL AND TECHNOLOGICAL MILITARY TRAINING OF — WAF AIRMEN — FY 1951 THROUGH FY 1956 (CONTINUED)

(Table below is a modification of a portion of Table 205, FY 1955; it also includes Civilian Schools not reported previously)

TYPE OF TRAINING BY COURSE	UNDER INSTRUCTION (BEGINNING OF PERIOD)	DURING PERIOD			UNDER INSTRUCTION (END OF PERIOD)
		Entries	Losses	Graduates	
	FY 1956 - (CONTINUED)				
USAF SCHOOL OF AVIATION MEDICINE - TOTAL	557	624	32	513	636
Aero Medical Specialist	90	81	4	86	81
Air Rescue Specialist	-	13	-	-	13
Chrome Cobalt Dental Prosthetics	-	9	1	8	-
Dental Laboratory Specialist	48	-	4	44	-
Dental Specialist, Apprentice	-	51	6	-	45
Medical Administrative Supervisor	70	-	1	69	-
Medical Laboratory Specialist	53	-	-	-	53
Medical Laboratory Technician	-	27	-	-	27
Medical Material Specialist	34	47	1	34	46
Medical Service Specialist	46	91	1	46	90
Medical Service Supervisor	56	54	6	50	54
Medical Supply Symposium	-	1	-	1	-
Pharmacist Specialist, Apprentice	50	51	2	50	49
Physical Training Specialist	-	20	2	18	-
Physical Training Supervisor	-	20	-	-	20
Preventive Medicine Specialist	55	48	3	52	48
Radiology Technician	55	57	-	55	57
Veterinary Specialist	-	54	1	-	53
FOURTH QUARTER - TOTAL	1,206	974	94	1,012	1,074
AIR COMMAND AND STAFF SCHOOL - TOTAL	104	91	5	190	-
Academic Instructor	104	91	5	190	-
USAF INSTITUTE OF TECHNOLOGY - TOTAL	466	158	30	196	398
Civilian Schools	466	158	30	196	398
USAF SCHOOL OF AVIATION MEDICINE - TOTAL	636	725	59	626	676
Aero Medical Specialist	81	161	4	156	82
Air Rescue Specialist	13	-	1	12	-
Chrome Cobalt Dental Prosthetics	-	8	-	8	-
Dental Laboratory Specialist	-	49	23	-	26
Dental Laboratory Technician	-	44	1	-	43
Dental Specialist, Apprentice	45	-	1	44	-
Medical Laboratory Specialist	53	48	3	52	46
Medical Laboratory Technician	27	-	4	-	23
Medical Material Specialist	46	-	-	46	-
Medical Material Supervisor	-	26	-	26	-
Medical Service Specialist	90	47	7	89	41
Medical Service Supervisor	54	49	5	-	98
Pharmacist Specialist, Apprentice	49	51	1	48	51
Physical Training Supervisor	20	1	-	21	-
Preventive Medicine Specialist	48	48	6	42	48
Radiology Specialist	57	24	1	31	49
Veterinary Specialist	53	96	2	51	96
WB Dental Surgeon	-	73	-	-	73

Source: Personnel Statistics Division, Directorate of Statistical Services, DCS/Comptroller

TABLE 197– SUMMARY – PROFESSIONAL AND TECHNOLOGICAL TRAINING OF WAF OFFICERS – FY 1951 THROUGH FY 1956

(Table below is a modification of a portion of Table 206, Fy 1955)

TYPE OF TRAINING BY COURSE	UNDER INSTRUCTION (BEGINNING OF PERIOD)	DURING PERIOD			UNDER INSTRUCTION (END OF PERIOD)
		Entries	Losses	Graduates	
	FISCAL YEAR SUMMARIES				
FY 1951 - TOTAL	43	389	4	351	77
AIR COMMAND AND STAFF SCHOOL - TOTAL . .	6	10	-	14	2
USAF INSTITUTE OF TECHNOLOGY - TOTAL . .	37	1	-	2	36
USAF SCHOOL OF AVIATION MEDICINE - TOTAL	-	378	4	335	39
FY 1952 - TOTAL	77	914	5	870	116
AIR COMMAND AND STAFF SCHOOL - TOTAL . .	2	30	-	25	7
USAF INSTITUTE OF TECHNOLOGY - TOTAL . .	36	49	-	34	51
USAF SCHOOL OF AVIATION MEDICINE - TOTAL	39	835	5	811	58
FY 1953 - TOTAL	116	1,170	22	1,150	114
AIR COMMAND AND STAFF SCHOOL - TOTAL . .	7	70	1	75	1
USAF INSTITUTE OF TECHNOLOGY - TOTAL . .	51	62	13	58	42
USAF SCHOOL OF AVIATION MEDICINE - TOTAL	58	1,038	8	1,017	71
FY 1954 - TOTAL	114	871	9	912	64
AIR COMMAND AND STAFF SCHOOL - TOTAL . .	1	65	-	65	1
USAF INSTITUTE OF TECHNOLOGY - TOTAL . .	42	28	5	43	22
USAF SCHOOL OF AVIATION MEDICINE - TOTAL	71	778	4	804	41
FY 1955 - TOTAL	64	477	10	461	70
AIR COMMAND AND STAFF SCHOOL - TOTAL . .	1	34	1	26	8
USAF INSTITUTE OF TECHNOLOGY - TOTAL . .	22	18	-	22	18
USAF SCHOOL OF AVIATION MEDICINE - TOTAL	41	425	9	413	44
	FY 1956				
FY 1956 - TOTAL	70	777	3	756	88
AIR COMMAND AND STAFF SCHOOL - TOTAL . .	8	43	-	46	5
Academic Instructor	-	2	-	2	-
Air Weapons Orientation	-	16	-	16	-
Command and Staff Officers	-	1	-	1	-
Squadron Officers	8	24	-	27	5
USAF INSTITUTE OF TECHNOLOGY - TOTAL . .	18	26	2	17	25
Civilian Schools and Hospitals	18	26	2	17	25
USAF SCHOOL OF AVIATION MEDICINE - TOTAL	44	708	1	693	58
Basic Medical Administration	1	-	-	1	-
Basic Orientation	19	529	-	548	-
Flight Nurse	24	78	1	101	-
Special Personnel Research Test (PRT) Pressure Suit	-	1	-	1	-
WB Surgeon Hospital	-	100	-	42	58
FIRST QUARTER - TOTAL	70	37	-	90	17
AIR COMMAND AND STAFF SCHOOL - TOTAL . .	8	1	-	9	-
Command and Staff Officers	-	1	-	1	-
Squadron Officers	8	-	-	8	-
USAF INSTITUTE OF TECHNOLOGY - TOTAL . .	18	2	-	3	17
Civilian Schools and Hospitals	18	2	-	3	17
USAF SCHOOL OF AVIATION MEDICINE - TOTAL	44	34	-	78	-
Basic Medical Administration	1	-	-	1	-
Basic Orientation	19	34	-	53	-
Flight Nurse	24	-	-	24	-

TABLE 197 — SUMMARY — PROFESSIONAL AND TECHNOLOGICAL TRAINING OF WAF OFFICERS — FY 1951 THROUGH FY 1956 (CONTINUED)

(Table below is a modification of a portion of Table 206, Fy 1955)

TYPE OF TRAINING BY COURSE	UNDER INSTRUCTION (BEGINNING OF PERIOD)	DURING PERIOD			UNDER INSTRUCTION (END OF PERIOD)
		Entries	Losses	Graduates	
	FY 1956 - (CONTINUED)				
SECOND QUARTER - TOTAL.	17	210	1	201	25
AIR COMMAND AND STAFF SCHOOL - TOTAL . .	-	27	-	27	-
Academic Instructor.	-	1	-	1	-
Air Weapon Orientation	-	16	-	16	-
Squadron Officers.	-	10	-	10	-
USAF INSTITUTE OT TECHNOLOGY - TOTAL . .	17	11	-	3	25
Civilian Schools and Hospitals	17	11	-	3	25
USAF SCHOOL OF AVIATION MEDICINE - TOTAL	-	172	1	171	-
Basic Orientation.	-	155	-	155	-
Flight Nurse	-	16	1	15	-
Special Personnel Research Test (PRT) Pressure Suit	-	1	-	1	-
THIRD QUARTER - TOTAL	25	303	1	206	121
AIR COMMAND AND STAFF SCHOOL - TOTAL . .	-	10	-	-	10
Academic Instructor.	-	1	-	-	1
Squadron Officers	-	9	-	-	9
USAF INSTITUTE OF TECHNOLOGY - TOTAL . .	25	13	1	7	30
Civilian Schools and Hospitals	25	13	1	7	30
USAF SCHOOL OF AVIATION MEDICINE - TOTAL	-	280	-	199	81
Basic Orientation.	-	241	-	178	63
Flight Nurse	-	39	-	21	18
FOURTH QUARTER - TOTAL	121	227	1	259	88
AIR COMMAND AND STAFF SCHOOL - TOTAL . .	10	5	-	10	5
Academic Instructor.	1	-	-	1	-
Squadron Officers	9	5	-	9	5
USAF INSTITUTE OF TECHNOLOGY - TOTAL . .	30	-	1	4	25
Civilian Schools and Hospitals	30	-	1	4	25
USAF SCHOOL OF AVIATION MEDICINE - TOTAL	81	222	-	245	58
Basic Orientation.	63	99	-	162	-
Flight Nurse	18	23	-	41	-
WB Surgeon Hospital	-	100	-	42	58

Source: Personnel Statistics Division, Directorate of Statistical Services, DCS/Comptroller.

TABLE 198 — SUMMARY - PROFESSIONAL AND TECHNOLOGICAL TRAINING OF WAF AIRMEN - FY 1951 THROUGH FY 1956

(Table below is a Modification of a portion of Table 206, Fy 1955)

TYPE OF TRAINING BY COURSE	UNDER INSTRUCTION (BEGINNING OF PERIOD)	DURING PERIOD			UNDER INSTRUCTION (END OF PERIOD)
		Entries	Losses	Graduates	
	FISCAL YEAR SUMMARIES				
FY 1951 - TOTAL	-	1	-	1	-
AIR COMMAND AND STAFF SCHOOL - TOTAL	-	1	-	1	-
FY 1952 - TOTAL	-	10	2	-	8
AIR COMMAND AND STAFF SCHOOL - TOTAL	-	-	-	-	-
USAF INSTITUTE OF TECHNOLOGY - TOTAL	-	3	1	-	2
USAF SCHOOL OF AVIATION MEDICINE - TOTAL	-	7	1	-	6
FY 1953 - TOTAL	8	20	3	20	5
AIR COMMAND AND STAFF SCHOOL - TOTAL	-	-	-	-	-
USAF INSTITUTE OF TECHNOLOGY - TOTAL	2	-	-	2	-
USAF SCHOOL OF AVIATION MEDICINE - TOTAL	6	20	3	18	5
FY 1954 - TOTAL	5	20	3	18	4
AIR COMMAND AND STAFF SCHOOL - TOTAL	-	1	-	1	-
USAF INSTITUTE OF TECHNOLOGY - TOTAL	-	2	-	2	-
USAF SCHOOL OF AVIATION MEDICINE - TOTAL	5	17	3	15	4
FY 1955 - TOTAL	4	34	5	11	22
AIR COMMAND AND STAFF SCHOOL - TOTAL	-	-	-	-	-
USAF INSTITUTE OF TECHNOLOGY - TOTAL	-	-	-	-	-
USAF SCHOOL OF AVIATION MEDICINE - TOTAL	4	34	5	11	22
	FY 1956				
FY 1956 - TOTAL	22	94	6	104	6
USAF SCHOOL OF AVIATION MEDICINE - TOTAL	22	94	6	104	6
Chrome Cobalt Prosthetics	-	1	-	1	-
Dental Laboratory Specialist	-	6	1	5	-
Dental Specialists, Apprentice	-	1	-	1	-
Medical Administrative Specialists	-	5	-	5	-
Medical Administrative Supervisor	-	3	-	3	-
Medical Laboratory Specialist	2	15	2	15	-
Medical Services Specialist	7	18	1	24	-
Medical Services Supervisor	1	10	-	9	2
Pharmacist Specialists, Apprentice	-	5	-	5	-
Radiology Technician	12	30	2	36	4
FIRST QUARTER - TOTAL	22	27	3	8	38
USAF SCHOOL OF AVIATION MEDICINE - TOTAL	22	27	3	8	38
Dental Laboratory Specialist	-	6	-	-	6
Medical Administrative Specialist	-	5	-	-	5
Medical Laboratory Specialist	2	-	1	-	1
Medical Services Specialist	7	3	-	7	3
Medical Services Supervisor	1	-	-	-	1
Radiology Technician	12	8	2	1	17
Pharmacist Specialist, Apprentice	-	5	-	-	5
SECOND QUARTER - TOTAL	38	56	1	21	72
USAF SCHOOL OF AVIATION MEDICINE - TOTAL	38	56	1	21	72
Chrome Cobalt Dental Prosthetics	-	1	-	1	-
Dental Laboratory Specialist	6	-	1	-	5
Medical Administrative Specialist	5	-	-	5	-
Medical Administrative Supervisor	-	3	-	-	3
Medical Laboratory Specialist	1	15	-	1	15
Medical Services Specialist	3	15	-	3	15
Medical Services Supervisor	1	8	-	1	8
Pharmacist Specialist, Apprentice	5	-	-	-	5
Radiology Technician	17	14	-	10	21

TABLE 198 — SUMMARY PROFESSIONAL AND TECHNOLOGICAL TRAINING OF WAF AIRMEN — FY 1951 THROUGH FY 1956 (CONTINUED)

(Table below is a Modification of a portion of Table 206, Fy 1955)

TYPE OF TRAINING BY COURSE	UNDER INSTRUCTION (BEGINNING OF PERIOD)	DURING PERIOD			UNDER INSTRUCTION (END OF PERIOD)
		Entries	Losses	Graduates	
	FY 1956 - (CONTINUED)				
THIRD QUARTER - TOTAL	72	7	1	56	22
USAF SCHOOL OF AVIATION MEDICINE - TOTAL	72	7	1	56	22
Dental Laboratory Specialist	5	-	-	5	-
Dental Specialist, Apprentice	-	1	-	-	1
Medical Administrative Supervisor	3	-	-	3	-
Medical Laboratory Specialist	15	-	-	-	15
Medical Services Specialist	15	-	1	14	-
Medical Services Supervisor	8	2	-	8	2
Pharmacist Specialists, Apprentice	5	-	-	5	-
Radiology Technician	21	4	-	21	4
FOURTH QUARTER - TOTAL	22	4	1	19	6
USAF SCHOOL OF AVIATION MEDICINE - TOTAL	22	4	1	19	6
Dental Specialist, Apprentice	1	-	-	1	-
Medical Laboratory Specialist	15	-	1	14	-
Medical Services Supervisor	2	-	-	-	2
Radiology Specialist	4	4	-	4	4

Source: Personnel Statistics Division, Directorate of Statistical Services, DCS/Comptroller

TABLE 199 — SUMMARY — USAF PROFESSIONAL AND TECHNOLOGICAL TRAINING OF ARMY OFFICER PERSONNEL BY AIR UNIVERSITY — FY 1951 THROUGH FY 1956

(Table below is a modification of Table 207, FY 1955)

TYPE OF TRAINING BY COURSE	UNDER INSTRUCTION (BEGINNING OF PERIOD)	DURING PERIOD			UNDER INSTRUCTION (END OF PERIOD)
		Entries	Losses	Graduates	
	FISCAL YEAR SUMMARIES				
FY 1951 - TOTAL	11	82	-	62	31
AIR COMMAND AND STAFF SCHOOL - TOTAL	11	68	-	48	31
AIR WAR COLLEGE - TOTAL	-	13	-	13	-
USAF SCHOOL OF AVIATION MEDICINE - TOTAL	-	1	-	1	-
FY 1952 - TOTAL	31	91	1	108	13
AIR COMMAND AND STAFF SCHOOL - TOTAL	31	77	1	94	13
AIR WAR COLLEGE - TOTAL	-	13	-	13	-
USAF SCHOOL OF AVIATION MEDICINE - TOTAL	-	1	-	1	-
FY 1953 - TOTAL	13	86	2	90	7
AIR COMMAND AND STAFF SCHOOL - TOTAL	13	68	2	72	7
AIR WAR COLLEGE - TOTAL	-	13	-	13	-
USAF SCHOOL OF AVIATION MEDICINE - TOTAL	-	5	-	5	-
FY 1954 - TOTAL	7	57	-	64	-
AIR COMMAND AND STAFF SCHOOL - TOTAL	7	38	-	45	-
AIR WAR COLLEGE - TOTAL	-	12	-	12	-
USAF SCHOOL OF AVIATION MEDICINE - TOTAL	-	7	-	7	-
FY 1955 - TOTAL	-	63	-	56	7
AIR COMMAND AND STAFF SCHOOL - TOTAL	-	32	-	31	1
AIR WAR COLLEGE - TOTAL	-	10	-	10	-
USAF SCHOOL OF AVIATION MEDICINE - TOTAL	-	21	-	15	6
	FY 1956				
FY 1956 - TOTAL	7	144	-	151	-
AIR COMMAND AND STAFF SCHOOL - TOTAL	1	113	-	114	-
Academic Instructor	1	1	-	2	-
Air Weapons	-	1	-	1	-
Command Staff Officer	-	15	-	15	-
Weapons Orientation	-	96	-	96	-
AIR WAR COLLEGE - TOTAL	-	10	-	10	-
USAF SCHOOL OF AVIATION MEDICINE - TOTAL	6	21	-	27	-
Aviation Medicine, Primary Course	6	21	-	27	-
FIRST QUARTER - TOTAL	7	32	-	14	25
AIR COMMAND AND STAFF SCHOOL - TOTAL	1	22	-	8	15
Academic Instructor	1	-	-	1	-
Air Weapons	-	-	-	-	-
Command Staff Officer	-	15	-	-	15
Weapons Orientation	-	7	-	7	-
AIR WAR COLLEGE - TOTAL	-	10	-	-	10
USAF SCHOOL OF AVIATION MEDICINE - TOTAL	6	-	-	6	-
Aviation Medicine, Primary Course	6	-	-	6	-
SECOND QUARTER - TOTAL	25	40	-	40	25
AIR COMMAND AND STAFF SCHOOL - TOTAL	15	35	-	35	15
Academic Instructor	-	-	-	-	-
Air Weapons	-	-	-	-	-
Command Staff Officer	15	-	-	-	15
Weapons Orientation	-	35	-	35	-

TABLE 199 — SUMMARY — USAF PROFESSIONAL AND TECHNOLOGICAL TRAINING OF ARMY OFFICER PERSONNEL BY AIR UNIVERSITY — FY 1951 THROUGH FY 1956 (CONTINUED)

(Table below is a modification of Table 207, FY 1955)

TYPE OF TRAINING BY COURSE	UNDER INSTRUCTION (BEGINNING OF PERIOD)	DURING PERIOD			UNDER INSTRUCTION (END OF PERIOD)
		Entries	Losses	Graduates	
	FISCAL YEAR SUMMARIES				
SECOND QUARTER - (CONTINUED)					
AIR WAR COLLEGE - TOTAL	10	-	-	-	10
USAF SCHOOL OF AVIATION MEDICINE - TOTAL	-	5	-	5	-
Aviation Medicine, Primary Course	-	5	-	5	-
THIRD QUARTER - TOTAL	25	38	-	32	31
AIR COMMAND AND STAFF SCHOOL - TOTAL	15	33	-	32	16
Academic Instructor	-	1	-	-	1
Air Weapons	-	1	-	1	-
Command Staff Officer	15	-	-	-	15
Weapons Orientation	-	31	-	31	-
AIR WAR COLLEGE - TOTAL	10	-	-	-	10
USAF SCHOOL OF AVIATION MEDICINE - TOTAL	-	5	-	-	5
Aviation Medicine, Primary Course	-	5	-	-	5
FOURTH QUARTER - TOTAL	31	34	-	65	-
AIR COMMAND AND STAFF SCHOOL - TOTAL	16	23	-	39	-
Academic Instructor	1	-	-	1	-
Air Weapons	-	-	-	-	-
Command Staff Officer	15	-	-	15	-
Weapons Orientation	-	23	-	23	-
AIR WAR COLLEGE - TOTAL	10	-	-	10	-
USAF SCHOOL OF AVIATION MEDICINE - TOTAL	5	11	-	16	-
Aviation Medicine, Primary Course	5	11	-	16	-

Source: Personnel Statistics Division, Directorate of Statistical Services, DCS/Comptroller

TABLE 200 — SUMMARY — USAF PROFESSIONAL AND TECHNOLOGICAL TRAINING OF NAVY OFFICER PERSONNEL BY AIR UNIVERSITY — FY 1951 THROUGH FY 1956

(Table below is a modification of Table 208, FY 1955)

TYPE OF TRAINING BY COURSE AND DATE	UNDER INSTRUCTION (BEGINNING OF PERIOD)	DURING PERIOD			UNDER INSTRUCTION (END OF PERIOD)
		Entries	Losses	Graduates	
	FISCAL YEAR SUMMARIES				
FY 1951 - TOTAL	9	148	-	130	27
AIR COMMAND AND STAFF SCHOOL - TOTAL	9	63	-	57	15
AIR WAR COLLEGE - TOTAL	-	8	-	8	-
USAF INSTITUTE OF TECHNOLOGY - TOTAL	-	2	-	-	2
USAF SCHOOL OF AVIATION MEDICINE - TOTAL	-	75	-	65	10
FY 1952 - TOTAL	27	73	-	93	7
AIR COMMAND AND STAFF SCHOOL - TOTAL	15	40	-	49	6
AIR WAR COLLEGE - TOTAL	-	12	-	12	-
USAF INSTITUTE OF TECHNOLOGY - TOTAL	2	1	-	2	1
USAF SCHOOL OF AVIATION MEDICINE - TOTAL	10	20	-	30	-
FY 1953 - TOTAL	7	54	1	57	3
AIR COMMAND AND STAFF SCHOOL - TOTAL	6	39	1	42	2
AIR WAR COLLEGE - TOTAL	-	14	-	14	-
USAF INSTITUTE OF TECHNOLOGY - TOTAL	1	1	-	1	1
USAF SCHOOL OF AVIATION MEDICINE - TOTAL	-	-	-	-	-
FY 1954 - TOTAL	3	37	1	39	-
AIR COMMAND AND STAFF SCHOOL - TOTAL	2	27	-	29	-
AIR WAR COLLEGE - TOTAL	-	10	-	10	-
USAF INSTITUTE OF TECHNOLOGY - TOTAL	1	-	1	-	-
USAF SCHOOL OF AVIATION MEDICINE - TOTAL	-	-	-	-	-
FY 1955 - TOTAL	-	22	-	22	-
AIR COMMAND AND STAFF SCHOOL - TOTAL	-	12	-	12	-
AIR WAR COLLEGE - TOTAL	-	10	-	10	-
USAF INSTITUTE OF TECHNOLOGY - TOTAL	-	-	-	-	-
USAF SCHOOL OF AVIATION MEDICINE - TOTAL	-	-	-	-	
	FY 1956				
FY 1956 - TOTAL	-	39	3	36	-
Air Command and Staff School - Total	-	29	3	26	-
Academic Instructor Course	-	3	-	3	-
Command Staff Officer	-	18	3	15	-
Weapons Orientation	-	8	-	8	-
Air War College - Total	-	10	-	10	-
FIRST QUARTER - TOTAL	-	13	-	3	10
Air Command and Staff School - Total	-	3	-	3	-
Academic Instructor Course	-	-	-	-	-
Command Staff Officer	-	-	-	-	-
Weapons Orientation	-	3	-	3	-
Air War College - Total	-	10	-	-	10
SECOND QUARTER - TOTAL	10	20	2	3	25
Air Command and Staff School - Total	-	20	2	3	15
Academic Instructor Course	-	1	-	1	-
Command Staff Officer	-	17	2	-	15
Weapons Orientation	-	2	-	2	-
Air War College - Total	10	-	-	-	10
THIRD QUARTER - TOTAL	25	3	-	3	25
Air Command and Staff School - Total	15	3	-	3	15
Academic Instructor Course	-	2	-	2	-
Command Staff Officer	15	-	-	-	15
Weapons Orientation	-	1	-	1	-
Air War College - Total	10	-	-	-	10
FOURTH QUARTER - TOTAL	25	3	1	27	-
Air Command and Staff School - Total	15	3	1	17	-
Academic Instructor Course	-	-	-	-	-
Command Staff Officer	15	1	1	15	-
Weapons Orientation	-	2	-	2	-
Air War College - Total	10	-	-	10	-

Source: Personnel Statistics Division, Directorate of Statistical Services, DCS/Comptroller.

TABLE 201 — SUMMARY — TECHNICAL TRAINING OF USAF CIVILIAN PERSONNEL BY AIR TRAINING COMMAND FY 1951 THROUGH FY 1956

(Table below is a modification of Table 209, FY 1955)

TYPE OF TRAINING BY COURSE AND DATE	UNDER INSTRUCTION (BEGINNING OF PERIOD)	DURING PERIOD			UNDER INSTRUCTION (END OF PERIOD)
		Entries	Losses	Graduates	
	FISCAL YEAR SUMMARIES				
FY 1951 - TOTAL.	39	1,233	45	1,022	205
FY 1952 - TOTAL.	205	1,387	54	1,411	127
FY 1953 - TOTAL.	127	1,431	37	1,293	228
FY 1954 - TOTAL.	228	1,967	130	1,898	167
FY 1955 - TOTAL.	167	2,902	72	2,541	456
	FY 1956				
TOTAL - FY 1956	456	3,770	84	3,705	437
First Quarter.	456	1,054	-	1,018	492
Second Quarter	492	727	-	1,156	63
Third Quarter	63	1,038	63	555	483
Fourth Quarter	483	951	21	976	437

Source: Personnel Statistics Division, Directorate of Statistical Services, DCS/Comptroller

TABLE 202 – SUMMARY – USAF PROFESSIONAL AND TECHNOLOGICAL TRAINING OF FOREIGN NATIONALS – FY 1951 THROUGH FY 1956

(Table below is a modification of Table 210, FY 1955)

TYPE OF TRAINING BY COURSE AND DATE	UNDER INSTRUCTION (BEGINNING OF PERIOD)	DURING PERIOD			UNDER INSTRUCTION (END OF PERIOD)
		Entries	Losses	Graduates	
	FISCAL YEAR SUMMARIES				
FY 1951 - TOTAL	18	107	-	84	41
AIR COMMAND AND STAFF SCHOOL - TOTAL	12	84	-	58	38
AIR WAR COLLEGE - TOTAL	-	3	-	3	-
USAF INSTITUTE OF TECHNOLOGY - TOTAL	3	3	-	3	3
USAF SCHOOL OF AVIATION MEDICINE - TOTAL	3	17	-	20	-
FY 1952 - TOTAL	41	141	-	167	15
AIR COMMAND AND STAFF SCHOOL - TOTAL	38	110	-	137	11
AIR WAR COLLEGE - TOTAL	-	2	-	2	-
USAF INSTITUTE OF TECHNOLOGY - TOTAL	3	8	-	9	2
USAF SCHOOL OF AVIATION MEDICINE - TOTAL	-	21	-	19	2
FY 1953 - TOTAL	15	205	1	206	13
AIR COMMAND AND STAFF SCHOOL - TOTAL	11	150	-	157	4
AIR WAR COLLEGE - TOTAL	-	4	-	4	-
USAF INSTITUTE OF TECHNOLOGY - TOTAL	2	20	1	17	4
USAF SCHOOL OF AVIATION MEDICINE - TOTAL	2	31	-	28	5
FY 1954 - TOTAL	13	214	-	195	32
AIR COMMAND AND STAFF SCHOOL - TOTAL	4	162	-	142	24
AIR WAR COLLEGE - TOTAL	-	5	-	5	-
USAF INSTITUTE OT TECHNOLOGY - TOTAL	4	12	-	15	1
USAF SCHOOL OF AVIATION MEDICINE - TOTAL	5	35	-	33	7
FY 1955 - TOTAL	32	128	1	125	34
AIR COMMAND AND STAFF SCHOOL - TOTAL	24	90	-	93	21
AIR WAR COLLEGE - TOTAL	-	5	-	5	-
USAF INSTITUTE OF TECHNOLOGY - TOTAL	1	10	1	9	1
USAF SCHOOL OF AVIATION MEDICINE - TOTAL	7	23	-	18	12
	FY 1956				
FY 1956 - TOTAL	34	230	2	223	39
OFFICER - TOTAL	34	224	2	217	39
Air Command and Staff School - Total	21	138	-	126	33
Academic Instructor Course	-	29	-	29	-
Command Staff Officer	-	49	-	49	-
Squadron Officer Course	21	60	-	48	33
Air War College - Total	-	5	1	4	-
USAF Institute of Technology - Total	1	15	-	13	3
Advanced Installation Engineer	-	7	-	7	-
Aero Engineer	-	2	-	-	2
Basic Installation Engineer	-	5	-	5	-
Electronic Engineer - 1 Year	1	1	-	1	1
USAF School of Aviation Medicine-Total	12	66	1	74	3
Aviation Medicine, Primary Course	12	40	1	51	-
Flight Nurse	-	6	-	6	-
Flight Surgeon, Refresher	-	2	-	2	-
Medical Administration Supervisor Course	-	7	-	7	-
Medical Supply Officer	-	2	-	2	-
Physical Training Officer Course	-	6	-	6	-
WB Dental Surgeon	-	3	-	-	3
AIRMAN - TOTAL	-	6	-	6	-
USAF School of Aviation Medicine-Total	-	6	-	6	-
Physical Training Special Course	-	6	-	6	-

TABLE 202 — SUMMARY — USAF PROFESSIONAL AND TECHNOLOGICAL TRAINING OF FOREIGN NATIONALS - FY 1951 THROUGH FY 1956 (CONTINUED)

(Table below is a modification of Table 210, FY 1955)

TYPE OF TRAINING BY COURSE AND DATE	UNDER INSTRUCTION (BEGINNING OF PERIOD)	DURING PERIOD			UNDER INSTRUCTION (END OF PERIOD)
		Entries	Losses	Graduates	
	FY 1956 - (CONTINUED)				
FIRST QUARTER - TOTAL	34	72	-	40	66
OFFICER - TOTAL	34	72	-	40	66
Air Command and Staff School - Total	21	56	-	21	56
Academic Instructor Course	-	4	-	-	4
Command Staff Officer	-	49	-	-	49
Squadron Officer Course	21	3	-	21	3
Air War College - Total	-	5	-	-	5
USAF Instutute of Technology - Total	1	1	-	1	1
Advanced Installation Engineer	-	-	-	-	-
Aero Engineer	-	-	-	-	-
Basic Installation Engineer	-	-	-	-	-
Electronic Engineer - 1 Year	1	1	-	1	1
USAF School of Aviation Medicine-Total	12	10	-	18	4
Aviation Medicine, Primary Course	12	-	-	12	-
Flight Nurse	-	4	-	-	4
Flight Surgeon, Refresher	-	-	-	-	-
Medical Administration Supervisor Course	-	5	-	5	-
Medical Supply Officer	-	-	-	-	-
Physical Training Officer Course	-	1	-	1	-
WB Dental Surgeon	-	-	-	-	-
AIRMAN - TOTAL	-	-	-	-	-
USAF School of Aviation Medicine-Total	-	-	-	-	-
Physical Training Special Course	-	-	-	-	-
SECOND QUARTER - TOTAL	66	12	1	71	6
OFFICER - TOTAL	66	12	1	71	6
Air Command and Staff School - Total	56	4	-	60	-
Academic Instructor Course	4	4	-	8	-
Command Staff Officer	49	-	-	49	-
Squadron Officer Course	3	-	-	3	-
Air War College - Total	5	-	-	-	5
USAF Institute of Technology - Total	1	2	-	2	1
Advanced Installation Engineer	-	-	-	-	-
Aero Engineer	-	-	-	-	-
Basic Installation Engineer	-	2	-	2	-
Electronic Engineer - 1 Year	1	-	-	-	1
USAF School of Aviation Medicine-Total	4	6	1	9	-
Aviation Medicine, Primary Course	-	6	1	5	-
Flight Nurse	4	-	-	4	-
Flight Nurse, Refresher	-	-	-	-	-
Medical Administration Supervisor Course	-	-	-	-	-
Medical Supply Officer	-	-	-	-	-
Physical Training Officer Course	-	-	-	-	-
WB Dental Surgeon	-	-	-	-	-
AIRMAN - TOTAL	-	-	-	-	-
USAF School of Aviation Medicine-Total	-	-	-	-	-
Physical Training Special Course	-	-	-	-	-

TABLE 202 — SUMMARY — USAF PROFESSIONAL AND TECHNOLOGICAL TRAINING OF FOREIGN NATIONALS — FY 1951 THROUGH FY 1956 (CONTINUED)

(Table below is a modification of Table 210, FY 1955)

TYPE OF TRAINING BY COURSE AND DATE	UNDER INSTRUCTION (BEGINNING OF PERIOD)	DURING PERIOD			UNDER INSTRUCTION (END OF PERIOD)
		Entries	Losses	Graduates	
	FY 1956 - (CONTINUED)				
THIRD QUARTER - TOTAL	6	78	-	19	65
OFFICER - TOTAL	6	72	-	13	65
Air Command and Staff School - Total	-	38	-	11	27
Academic Instructor Course	-	14	-	11	3
Command Staff Officer	-	-	-	-	-
Squadron Officer Course	-	24	-	-	24
Air War College - Total	5	-	-	-	5
USAF Institute of Technology - Total	1	12	-	-	13
Advanced Installation Engineer	-	7	-	-	7
Aero Engineer	-	2	-	-	2
Basic Installation Engineer	-	3	-	-	3
Electronic Engineer - 1 Year	1	-	-	-	1
USAF School of Aviation Medicine-Total	-	22	-	2	20
Aviation Medicine, Primary Course	-	16	-	-	16
Flight Nurse	-	2	-	-	2
Flight Surgeon, Refresher	-	-	-	-	-
Medical Administration Supervisor Course	-	2	-	-	2
Medical Supply Officer	-	-	-	-	-
Physical Training Officer Course	-	2	-	2	-
WB Dental Surgeon	-	-	-	-	-
AIRMAN - TOTAL	-	6	-	6	-
USAF School of Aviation Medicine-Total	-	6	-	6	-
Physical Training Special Course	-	6	-	6	-
FOURTH QUARTER - TOTAL	65	68	1	93	39
OFFICER - TOTAL	65	68	1	93	39
Air Command and Staff School - Total	27	40	-	34	33
Academic Instructor Course	3	7	-	10	-
Command Staff Officer	-	-	-	-	-
Squadron Officer Course	24	33	-	24	33
Air War College - Total	5	-	1	4	-
USAF Institute of Technology - Total	13	-	-	10	3
Advanced Installation Engineer	7	-	-	7	-
Aero Engineer	2	-	-	-	2
Basic Installation Engineer	3	-	-	3	-
Electronic Engineer - 1 Year	1	-	-	-	1
USAF School of Aviation Medicine-Total	20	28	-	45	3
Aviation Medicine, Primary Course	16	18	-	34	-
Flight Nurse	2	-	-	2	-
Flight Surgeon, Refresher	-	2	-	2	-
Medical Administration Supervisor Course	2	-	-	2	-
Medical Supply Officer	-	2	-	2	-
Physical Training Officer Course	-	3	-	3	-
WB Dental Surgeon	-	3	-	-	3
AIRMAN - TOTAL	-	-	-	-	-
USAF School of Aviation Medicine-Total	-	-	-	-	-
Physical Training Special Course	-	-	-	-	-

Source: Personnel Statistics Division, Directorate of Statistical Services, DCS/Comptroller

TABLE 203 — SUMMARY — TECHNICAL TRAINING OF FOREIGN NATIONALS BY AIR TRAINING COMMAND — FY 1951 THROUGH FY 1956

(Table below is a modification of Table 211, FY 1955)

TYPE OF PERSONNEL	UNDER INSTRUCTION (BEGINNING OF PERIOD)	DURING PERIOD			UNDER INSTRUCTION (END OF PERIOD)
		Entries	Losses	Graduates	
	FISCAL YEAR SUMMARIES				
FY 1951 - TOTAL	221	1,155	10	822	544
OFFICER - TOTAL	68	356	4	228	192
AIRMAN - TOTAL	153	799	6	594	352
FY 1952 - TOTAL	544	2,274	65	2,045	708
OFFICER - TOTAL	192	572	7	486	271
AIRMAN - TOTAL	352	1,702	58	1,559	437
FY 1953 - TOTAL	708	3,060	74	2,976	718
OFFICER - TOTAL	271	787	11	828	219
AIRMAN - TOTAL	437	2,273	63	2,148	499
FY 1954 - TOTAL	718	1,709	97	1,991	339
OFFICER - TOTAL	219	514	19	574	140
AIRMAN - TOTAL	499	1,195	78	1,417	199
FY 1955 - TOTAL	339	2,147	147	1,709	630
OFFICER - TOTAL	140	765	34	591	280
AIRMAN - TOTAL	199	1,382	113	1,118	350
	FY 1956				
FY 1956 - TOTAL	630	2,308	33	2,315	590
OFFICER - TOTAL	280	907	12	900	275
AIRMAN - TOTAL	350	1,401	21	1,415	315
FIRST QUARTER - TOTAL	630	428	12	642	404
Officer	280	209	6	306	177
Airman	350	219	6	336	227
SECOND QUARTER - TOTAL	404	702	3	454	649
Officer	177	241	1	192	225
Airman	227	461	2	262	424
THIRD QUARTER - TOTAL	649	732	2	513	866
Officer	225	231	-	165	291
Airman	424	501	2	348	575
FOURTH QUARTER - TOTAL	866	446	16	706	590
Officer	291	226	5	237	275
Airman	575	220	11	469	315

Source: Personnel Statistics Division, Directorate of Statistical Services, DCS/Comptroller

TABLE 204 — SUMMARY — TRAINING OF USAF PERSONNEL IN OTHER MILITARY SCHOOLS — FY 1951 THROUGH FY 1956

(Table below is a modification of Table 212, FY 1955)

TYPE OF TRAINING	UNDER INSTRUCTION (BEGINNING OF PERIOD)	DURING PERIOD			UNDER INSTRUCTION (END OF PERIOD)
		Entries	Losses	Graduates	
	FISCAL YEAR SUMMARIES				
FY 1951 - TOTAL	55	174	4	94	131
FY 1952 - TOTAL	131	202	4	246	83
FY 1953 - TOTAL	83	323	2	306	98
FY 1954 - TOTAL	98	334	1	325	106
FY 1955 - TOTAL	106	209	-	190	125
	FY 1956				
FY 1956 - TOTAL	125	193	10	161	147
ARMED FORCES STAFF COLLEGE - TOTAL	75	113	1	117	70
INDUSTRIAL COLLEGE OF ARMED FORCES-TOTAL	29	40	9	26	34
NATIONAL WAR COLLEGE - TOTAL	21	40	-	18	43
FIRST QUARTER - TOTAL	125	136	9	106	146
Armed Forces Staff College	75	58	-	63	70
Industrial College of Armed Forces	29	40	9	25	35
National War College	21	38	-	18	41
SECOND QUARTER - TOTAL	146	4	-	-	150
Armed Forces Staff College	70	3	-	-	73
Industrial College of Armed Forces	35	-	-	-	35
National War College	41	1	-	-	42
THIRD QUARTER - TOTAL	150	52	1	55	146
Armed Forces Staff College	73	52	1	54	70
Industrial College of Armed Forces	35	-	-	1	34
National War College	42	-	-	-	42
FOURTH QUARTER - TOTAL	146	1	-	-	147
Armed Forces Staff College	70	-	-	-	70
Industrial College of Armed Forces	34	-	-	-	34
National War College	42	1	-	-	43

Source: Personnel Statistics Division, Directorate of Statistical Services, DCS/Comptroller

TABLE 205 — TRAINING OF USAF OFFICERS IN ARMY SCHOOLS — FY 1956

(Table below is a modification of Table 213, FY 1955)

TYPE OF TRAINING AND DATE	UNDER INSTRUCTION (BEGINNING OF PERIOD)	DURING PERIOD			UNDER INSTRUCTION (END OF PERIOD)
		Entries	Losses	Graduates	
	FISCAL YEAR SUMMARIES				
FY 1951 - TOTAL	371	1,117	41	1,059	388
FY 1952 - TOTAL	388	2,194	85	2,289	208
FY 1953 - TOTAL	208	1,274	55	1,278	149
FY 1954 - TOTAL	149	602	61	636	54
FY 1955 - TOTAL	54	659	60	596	57
	FY 1956				
FY 1956 - TOTAL	57	489	44	422	80
ADJUTANT GENERAL - TOTAL	-	7	-	7	-
ARMY LANGUAGE - TOTAL	14	13	3	15	9
ARMY-AIR-ATTACHE - TOTAL	-	-	-	-	-
ARMY WAR COLLEGE - TOTAL	-	10	1	5	4
ARTILLERY - TOTAL	-	17	1	16	-
CHEMICAL CORPS - TOTAL	-	-	-	-	-
COMMAND AND GENERAL STAFF COLLEGE - TOTAL	2	13	2	4	9
COUNTER INTELLIGENCE - TOTAL	1	-	-	1	-
DENTISTRY ADVANCED - TOTAL	-	8	-	4	4
ENGINEER - TOTAL	6	18	1	23	-
FINANCE - TOTAL	-	-	-	-	-
INDUSTRIAL SECURITY ORIENTATION - TOTAL	-	13	2	11	-
INFANTRY - TOTAL	-	27	5	21	1
MEAT AND DAIRY HYGIENE - TOTAL	5	7	5	7	-
MEDICAL FIELD SERVICE - TOTAL	-	38	1	14	23
MEDICAL SERVICE GRADUATE - TOTAL	-	4	-	4	-
MILITARY GOVERNMENT - TOTAL	-	1	-	1	-
ORDNANCE SCHOOL - TOTAL	-	7	-	7	-
PACKAGING COURSE (JOINT MILITARY) - TOTAL	1	75	5	71	-
PROVOST MARSHAL GENERAL STAFF - TOTAL	5	14	1	18	-
PSYCHOLOGICAL WARFARE - TOTAL	-	36	-	36	-
PUBLIC INFORMATION - TOTAL	7	27	-	34	-
QUARTERMASTER - TOTAL	1	1	1	1	-
SIGNAL - TOTAL	-	42	11	17	14
STRATEGIC INTELLIGENCE - TOTAL	14	111	5	104	16
TRANSPORTATION - TOTAL	1	-	-	1	-
FIRST QUARTER - TOTAL	57	165	20	112	90
Adjutant General	-	-	-	-	-
Army Language	14	4	2	-	16
Army-Air Attache	-	-	-	-	-
Army War College	-	4	-	-	4
Artillery	-	4	1	3	-
Chemical Corps	-	-	-	-	-
Command and General Staff College	2	13	2	4	9
Counter Intelligence	1	-	-	1	-
Dentistry Advanced	-	-	-	-	-
Engineer	6	2	-	7	1
Finance	-	-	-	-	-
Infantry	-	8	2	6	-
Meat and Dairy Hygiene	5	3	5	-	3
Medical Field Service	-	24	-	-	24
Medical Service Graduate	-	4	-	-	4
Ordnance School	-	7	-	7	-
Packaging Course (Joint Military)	1	23	-	23	1
Provost Marshal General Staff	5	3	-	8	-
Psychological Warfare	-	6	-	6	-
Public Information	7	3	-	7	3
Quartermaster	1	-	-	1	-
Signal	-	19	8	8	3
Strategic Intelligence	14	38	-	30	22
Transportation	1	-	-	1	-
SECOND QUARTER - TOTAL	90	111	8	117	76
Adjutant General	-	3	-	3	-
Army Language	16	2	-	7	11
Army-Air Attache	-	-	-	-	-
Army War College	4	6	1	5	4

TABLE 205 — TRAINING OF USAF OFFICERS IN ARMY SCHOOLS — FY 1956 (CONTINUED)

(Table below is a modification of Table 213, FY 1955)

TYPE OF TRAINING AND DATE	UNDER INSTRUCTION (BEGINNING OF PERIOD)	DURING PERIOD			UNDER INSTRUCTION (END OF PERIOD)
		Entries	Losses	Graduates	
	FY 1956 - (CONTINUED)				
SECOND QUARTER - (Continued)					
Artillery	-	-	-	-	-
Chemical Corps	-	-	-	-	-
Command and General Staff College	9	-	-	-	9
Counter Intelligence	-	-	-	-	-
Dentistry Advanced	-	-	-	-	-
Engineer	1	5	1	5	-
Finance	-	-	-	-	-
Infantry	-	7	2	5	-
Meat and Dairy Hygiene	3	1	-	3	1
Medical Field Service	24	3	-	-	27
Medical Service Graduate	4	-	-	4	-
Packaging Course (Joint Military)	1	31	-	32	-
Provost Marshal General Staff	-	6	-	6	-
Psychological Warfare	-	7	-	7	-
Public Information	3	7	-	10	-
Quartermaster	-	-	-	-	-
Signal	3	9	3	6	3
Strategic Intelligence	22	24	1	24	21
Transportation	-	-	-	-	-
THIRD QUARTER - TOTAL	76	119	7	83	105
Adjutant General	-	4	-	-	4
Army Language	11	6	-	4	13
Army-Air Attache	-	-	-	-	-
Army War College	4	-	-	-	4
Artillery	-	5	-	5	-
Chemical Corps	-	-	-	-	-
Command and General Staff College	9	-	-	-	9
Counter Intelligence	-	-	-	-	-
Dentistry Advanced	-	8	-	-	8
Engineer	-	7	-	6	1
Finance	-	-	-	-	-
Industrial Security Orientation	-	5	-	-	5
Infantry	-	5	-	3	2
Meat and Dairy Hygiene	1	1	-	1	1
Medical Field Service	27	11	-	11	27
Medical Service Graduate	-	-	-	-	-
Military Government	-	1	-	-	1
Packaging Course (Joint Military)	-	12	5	7	-
Provost Marshal General Staff	-	5	1	4	-
Psychological Warfare	-	7	-	7	-
Public Information	-	17	-	8	9
Quartermaster	-	-	-	-	-
Signal	3	-	-	3	-
Strategic Intelligence	21	25	1	24	21
Transportation	-	-	-	-	-
FOURTH QUARTER - TOTAL	105	94	9	110	80
Adjutant General	4	-	-	4	-
Army Language	13	1	1	4	9
Army-Air Attache	-	-	-	-	-
Army War College	4	-	-	-	4
Artillery	-	8	-	8	-
Chemical Corps	-	-	-	-	-
Command and General Staff College	9	-	-	-	9
Counter Intelligence	-	-	-	-	-
Dentistry Advanced	8	-	-	4	4
Engineer	1	4	-	5	-
Finance	-	-	-	-	-
Industrial Security Orientation	5	8	2	11	-
Infantry	2	7	1	7	1
Meat and Dairy Hygiene	1	2	-	3	-
Medical Field Service	27	-	1	3	23
Medical Service Graduate	-	-	-	-	-
Military Government	1	-	-	1	-
Packaging Course (Joint Military)	-	9	-	9	-
Provost Marshal General Staff	-	-	-	-	-
Psychological Warfare	-	16	-	16	-

TABLE 205 – TRAINING OF USAF OFFICERS IN ARMY SCHOOLS – FY 1956 (CONTINUED)

(Table below is a modification of Table 213, FY 1955)

TYPE OF TRAINING AND DATE	UNDER INSTRUCTION (BEGINNING OF PERIOD)	DURING PERIOD			UNDER INSTRUCTION (END OF PERIOD)
		Entries	Losses	Graduates	
	FY 1956 - (CONTINUED)				
FOURTH QUARTER - (Continued)					
Public Information	9	-	-	9	-
Quartermaster	-	1	1	-	-
Signal	-	14	-	-	14
Strategic Intelligence	21	24	3	26	16
Transportation	-	-	-	-	-

Source: Personnel Statistics Division, Directorate of Statistical Services, DCS/Comptroller

TABLE 206 — SUMMARY — TRAINING OF AIRMEN IN ARMY SCHOOLS — FY 1951 THROUGH FY 1956

(Table below is a modification of Table 214, FY 1955)

TYPE OF TRAINING	UNDER INSTRUCTION (BEGINNING OF PERIOD)	DURING PERIOD			UNDER INSTRCUTION (END OF PERIOD)
		Entries	Losses	Graduates	
	FISCAL YEAR SUMMARIES				
FY 1951 - TOTAL	7,090	15,632	1,829	16,634	4,259
FY 1952 - TOTAL	4,259	32,932	3,704	28,433	5,054
FY 1953 - TOTAL	5,054	7,799	1,017	11,256	580
FY 1954 - TOTAL	580	4,121	818	3,307	576
FY 1955 - TOTAL	576	3,767	771	2,963	609
	FY 1956				
FY 1956 - TOTAL	609	3,646	745	2,878	632
Adjutant General	137	514	198	278	175
Army Language	121	356	92	287	98
Attache	3	32	-	35	-
Counter Intelligence	1	-	1	-	-
Engineer School	218	1,321	232	1,034	273
Engineer Specialist	3	31	4	30	-
Finance	-	3	-	3	-
Infantry	-	96	7	77	12
Meat and Dairy Hygiene	-	1	1	-	-
Medical Field Service School	110	837	136	776	35
Ordnance	-	13	4	9	-
Packaging (Joint Military)	2	223	34	191	-
Provost Marshal General	-	4	-	4	-
Psychological Warfare	-	2	-	2	-
Public Information	12	95	7	100	-
Quartermaster	1	73	26	10	38
Signal School	-	6	3	2	1
St. Louis Medical Depot	1	-	-	1	-
Strategic Intelligence	-	33	-	33	-
Transportation	-	6	-	6	-
FIRST QUARTER - TOTAL	609	1,288	254	832	811
Adjutant General	137	104	76	69	96
Army Language	121	139	18	54	188
Attache	3	4	-	3	4
Counter Intelligence	1	-	1	-	-
Engineer School	218	469	81	301	305
Engineer Specialist	3	-	3	-	-
Finance	-	-	-	-	-
Infantry	-	19	1	13	5
Medical Field Service School	110	414	67	292	165
Ordnance	-	3	-	1	2
Packaging (Joint Military)	2	76	6	63	9
Provost Marshal General	-	1	-	-	1
Public Information	12	22	-	12	22
Quartermaster	1	15	1	1	14
St Louis Medical Depot	1	-	-	1	-
Strategic Intelligence	-	22	-	22	-
Transportation	-	-	-	-	-
SECOND QUARTER - TOTAL	811	906	180	974	563
Adjutant General	96	135	42	79	110
Army Language	188	71	12	90	157
Attache	4	3	-	7	-
Counter Intelligence	-	-	-	-	-
Engineer School	305	207	51	355	106
Engineer Specialist	-	17	-	8	9
Finance	-	3	-	3	-
Infantry	5	9	-	14	-
Meat and Dairy Hygiene	-	1	1	-	-
Medical Field Service School	165	328	48	295	150
Ordnance	2	4	-	2	4
Packaging (Joint Military)	9	65	6	68	-
Provost Marshal General	1	-	-	1	-
Public Information	22	27	6	43	-
Quartermaster	14	21	14	-	21
St Louis Medical Depot	-	-	-	-	-
Strategic Intelligence	-	9	-	9	-
Transportation	-	6	-	-	6

TABLE 206 - SUMMARY - TRAINING OF AIRMEN IN ARMY SCHOOLS - FY 1951 THROUGH FY 1956 (CONTINUED)

(Table below is a modification of Table 214, FY 1955)

TYPE OF TRAINING	UNDER INSTRUCTION (BEGINNING OF PERIOD)	DURING PERIOD			UNDER INSTRUCTION (END OF PERIOD)
		Entries	Losses	Graduates	
	FY 1956 - (CONTINUED)				
THIRD QUARTER - TOTAL	563	693	146	571	539
Adjutant General	110	145	51	90	114
Army Language	157	59	17	53	146
Attache	-	15	-	15	-
Counter Intelligence	-	-	-	-	-
Engineering School	106	267	35	169	169
Engineering Specialist	9	6	-	9	6
Finance	-	-	-	-	-
Infantry	-	25	3	12	10
Meat and Dairy Hygiene	-	-	-	-	-
Medical Field Service School	150	48	12	157	29
Ordnance	4	5	2	4	3
Packaging (Joint Military)	-	54	22	32	-
Provost Marshal General	-	-	-	-	-
Psychological Warfare	-	1	-	-	1
Public Information	-	46	1	19	26
Quartermaster	21	19	3	5	32
Signal School	-	3	-	-	3
St. Louis Medical Depot	-	-	-	-	-
Strategic Intelligence	-	-	-	-	-
Transportation	6	-	-	6	-
FOURTH QUARTER - TOTAL	539	759	165	501	632
Adjutant General	114	130	29	40	175
Army Language	146	87	45	90	98
Attache	-	10	-	10	-
Counter Intelligence	-	-	-	-	-
Engineer School	169	378	65	209	273
Engineer Specialist	6	8	1	13	-
Finance	-	-	-	-	-
Infantry	10	43	3	38	12
Meat and Dairy Hygiene	-	-	-	-	-
Medical Field Service School	29	47	9	32	35
Ordnance	3	1	2	2	-
Packaging (Joint Military)	-	28	-	28	-
Provost Marshal General	-	3	-	3	-
Psychological Warfare	1	1	-	2	-
Public Information	26	-	-	26	-
Quartermaster	32	18	8	4	38
Signal School	3	3	3	2	1
St. Louis Medical Depot	-	-	-	-	-
Strategic Intelligence	-	2	-	2	-
Transportation	-	-	-	-	-

Source: Personnel Statistics Division, Directorate of Statistical Services, DCS/Comptroller

TABLE 207.1- SUMMARY — TRAINING OF USAF OFFICERS IN US NAVY SCHOOLS — FY 1951 THROUGH FY 1956

(Table below is a modification of Table 215, FY 1955)

TYPE OF TRAINING	UNDER INSTRUCTION (BEGINNING OF PERIOD)	DURING PERIOD			UNDER INSTRUCTION (END OF PERIOD)
		Entries	Losses	Graduates	
	FISCAL YEAR SUMMARIES				
FY 1951 - TOTAL	17	361	1	364	13
EDUCATIONAL TRAINING - TOTAL	6	16	-	22	-
TECHNICAL TRAINING - TOTAL	11	345	1	342	13
FY 1952 - TOTAL	13	313	3	300	23
EDUCATIONAL TRAINING - TOTAL	-	25	2	17	6
TECHNICAL TRAINING - TOTAL	13	288	1	283	17
FY 1953 - TOTAL	23	244	6	245	16
EDUCATIONAL TRAINING - TOTAL	6	29	1	32	2
TECHNICAL TRAINING - TOTAL	17	215	5	213	14
FY 1954 - TOTAL	16	224	5	222	13
EDUCATIONAL TRAINING - TOTAL	2	19	-	19	2
TECHNICAL TRAINING - TOTAL	14	205	5	203	11
FY 1955 - TOTAL	13	314	6	202	119
EDUCATIONAL TRAINING - TOTAL	2	80	-	-	82
TECHNICAL TRAINING - TOTAL	11	234	6	202	37
	FY 1956				
FY 1956 - TOTAL	119	410	16	493	20
EDUCATIONAL TRAINING - TOTAL	82	140	-	218	4
TECHNICAL TRAINING - TOTAL	37	270	16	275	16
FIRST QUARTER - TOTAL	119	172	2	196	93
EDUCATIONAL TRAINING - TOTAL	82	76	-	81	77
Armed Forces Staff College	64	63	-	64	63
Naval Postgraduate School	4	2	-	2	4
Naval War College	14	10	-	14	10
Miscellaneous Course	-	1	-	1	-
TECHNICAL TRAINING - TOTAL	37	96	2	115	16
Amphibian Planning	-	2	-	2	-
Atomic Biological Chemical Defense	13	28	-	41	-
Atomic Defense Monitor	-	7	-	7	-
Biological and Chemical Warfare	-	-	-	-	-
CR and ADR	-	20	-	17	3
Gunnery Trainer	-	-	-	-	-
Instructor	-	3	-	3	-
Intelligence	8	-	-	8	-
Land Ordnance	8	5	-	10	3
Mines Maintenance	-	8	-	2	6
Naval Justice	-	-	-	-	-
Plastic Pipe Repair	-	3	-	3	-
Practical Atomic Defense	-	2	-	2	-
Radiac Maintenance	1	-	-	1	-
Shipboard Instrument Training	-	1	-	1	-
Shipboard Recognition Indoctrination	-	-	-	-	-
Transportation and Traffic Maintenance	4	1	-	5	-
Weapons Aerology	-	-	-	-	-
Weapons Disposal	3	13	2	10	4
Weapons Orientation	-	3	-	3	-
SECOND QUARTER - TOTAL	93	40	2	41	90
EDUCATIONAL TRAINING - TOTAL	77	-	-	-	77
Armed Forces Staff College	63	-	-	-	63
Naval War College	10	-	-	-	10
US Naval Postgraduate School	4	-	-	-	4
TECHNICAL TRAINING - TOTAL	16	40	2	41	13
Atomic Defense Monitor	-	3	-	3	-
Atomic Biological Chemical Defense	-	8	-	8	-
Biological and Chemical Warfare	-	1	-	1	-
CR and ADR	3	7	-	10	-
Intelligence	-	1	-	-	1
Land Ordnance	3	11	1	4	9

TABLE 207.1- SUMMARY – TRAINING OF USAF OFFICERS IN US NAVY SCHOOLS – FY 1951 THROUGH FY 1956 (CONTINUED)

(Table below is a modification of Table 215, FY 1955)

TYPE OF TRAINING	UNDER INSTRUCTION (BEGINNING OF PERIOD)	DURING PERIOD			UNDER INSTRUCTION (END OF PERIOD)
		Entries	Losses	Graduates	
	FY 1956 - (CONTINUED)				
TECHNICAL TRAINING - (CONTINUED)					
Firefighting	-	1	-	1	-
Mines Maintenance	6	-	-	6	-
Transportation and Traffic Maintenance	-	1	-	-	1
Weapons Disposal	4	7	1	8	2
THIRD QUARTER - TOTAL	90	151	12	137	92
EDUCATIONAL TRAINING - TOTAL	77	64	-	63	78
Armed Forces Staff College	63	64	-	63	64
Naval War College	10	-	-	-	10
Naval Postgraduate School	4	-	-	-	4
TECHNICAL TRAINING - TOTAL	13	87	12	74	14
Amphibian Planning	-	7	-	7	-
Atomic Biological Chemical Defense	-	38	-	32	6
Instructor	-	1	-	1	-
Intelligence	1	4	-	-	5
Land Ordnance	9	1	-	9	1
Practical Atomic Defense	-	2	-	2	-
Radiac Maintenance	-	22	11	11	-
Transportation and Traffic Maintenance	1	-	-	-	1
Weapons Disposal	2	12	1	12	1
FOURTH QUARTER - TOTAL	92	47	-	119	20
EDUCATIONAL TRAINING - TOTAL	78	-	-	74	4
Armed Forces Staff College	64	-	-	64	-
Naval War College	10	-	-	10	-
Naval Postgraduate School	4	-	-	-	4
TECHNICAL TRAINING - TOTAL	14	47	-	45	16
Amphibian Planning	-	2	-	2	-
Atomic Biological Chemical Defense	6	29	-	25	10
Biological and Chemical Warfare	-	3	-	3	-
Firefighting	-	1	-	1	-
Intelligence	5	-	-	4	1
Land Ordnance	1	5	-	1	5
Practical Atomic Defense	-	4	-	4	-
Transportation and Traffic Maintenance	1	-	-	1	-
Weapons Disposal	1	2	-	3	-
Weapons Orientation	-	1	-	1	-

Source: Personnel Statistics Division, Directorate of Statistical Services, DCS/Comptroller

TABLE 207.2- SUMMARY – TRAINING OF AIRMEN IN US NAVY SCHOOLS – FY 1951 THROUGH FY 1956

(Table below is a modification of Table 216, FY 1955)

TYPE OF TRAINING	UNDER INSTRUCTION (BEGINNING OF PERIOD)	DURING PERIOD			UNDER INSTRUCTION (END OF PERIOD)
		Entries	Losses	Graduates	
	FISCAL YEAR SUMMARIES				
FY 1951 - TOTAL	60	696	42	534	180
EDUCATIONAL TRAINING - TOTAL	-	36	12	-	24
TECHNICAL TRAINING - TOTAL	60	660	30	534	156
FY 1952 - TOTAL	180	1,976	173	1,632	351
EDUCATIONAL TRAINING - TOTAL	24	57	37	44	-
TECHNICAL TRAINING - TOTAL	156	1,919	136	1,588	351
FY 1953 - TOTAL	351	821	326	788	58
EDUCATIONAL TRAINING - TOTAL	-	18	12	6	-
TECHNICAL TRAINING - TOTAL	351	803	314	782	58

TABLE 207. 2– SUMMARY – TRAINING OF AIRMEN IN US NAVY SCHOOLS – FY 1951 THROUGH FY 1956 (CONTINUED)

(Table below is a modification of Table 216, FY 1955)

TYPE OF TRAINING	UNDER INSTRUCTION (BEGINNING OF PERIOD)	DURING PERIOD			UNDER INSTRUCTION (END OF PERIOD)
		Entries	Losses	Graduates	
	FISCAL YEAR SUMMARIES - (CONTINUED)				
FY 1954 - TOTAL	58	514	79	463	30
EDUCATIONAL TRAINING - TOTAL	-	15	11	4	-
TECHNICAL TRAINING - TOTAL	58	499	68	459	30
FY 1955 - TOTAL	30	505	46	437	52
EDUCATIONAL TRAINING - TOTAL	-	12	6	6	-
TECHNICAL TRAINING - TOTAL	30	493	40	431	52
	FY 1956				
FY 1956 - TOTAL	52	583	521	42	72
EDUCATIONAL TRAINING - TOTAL	-	22	21	1	-
TECHNICAL TRAINING - TOTAL	52	561	500	41	72
FIRST QUARTER - TOTAL	52	91	77	9	57
EDUCATIONAL TRAINING - TOTAL	-	6	-	-	6
Navy Preparatory School	-	6	-	-	6
TECHNICAL TRAINING - TOTAL	52	85	77	9	51
Atomic Defense Monitor Course	-	-	-	-	-
Atomic Biological Chemical Defense	1	3	4	-	-
Basic Atomic Course	-	-	-	-	-
Biological and Chemical Warfare	-	-	-	-	-
CR and ADR Course	-	1	-	1	-
Engineman Class "A"	13	19	13	1	18
Firefighting Course	-	-	-	-	-
Instructor Course	1	9	8	-	2
Land Ordnance Course	19	22	20	4	17
Naval Justice Course	-	2	-	-	2
Practical Atomic Course	-	-	-	-	-
Radiac Maintenance Course	4	10	9	-	5
Shipboard Instrument Training	-	-	-	-	-
Teletype Maintenance School	-	-	-	-	-
Weapons Disposal Course	14	19	23	3	7
SECOND QUARTER - TOTAL	57	182	187	14	38
EDUCATIONAL TRAINING - TOTAL	6	5	-	2	9
Navy Preparatory School	6	5	-	2	9
TECHNICAL TRAINING - TOTAL	51	177	187	12	29
Atomic Defense Monitor Course	-	48	48	-	-
Atomic Biological Chemical Defense	-	5	5	-	-
Basic Atomic Course	-	-	-	-	-
Biological and Chemical Warfare	-	15	15	-	-
CR and ADR Course	-	-	-	-	-
Engineman Class "A"	18	20	16	2	20
Firefighting Course	-	4	4	-	-
Instructor Course	2	16	18	-	-
Land Ordnance Course	17	16	17	7	9
Naval Justice Course	2	6	8	-	-
Practical Atomic Course	-	10	10	-	-
Radiac Maintenance Course	5	11	16	-	-
Shipboard Instrument Course	-	2	2	-	-
Teletype Maintenance School	-	-	-	-	-
Weapons Disposal Course	7	13	18	2	-
Mines Maintenance	-	11	10	1	-
THIRD QUARTER - TOTAL	38	128	93	12	61
EDUCATIONAL TRAINING - TOTAL	9	11	-	4	16
Navy Preparatory School	9	11	-	4	16
TECHNICAL TRAINING - TOTAL	29	117	93	8	45
Amphibian Planning Course	-	-	-	-	-
Atomic Defense Monitor Course	-	-	-	-	-
Atomic Biological Chemical Defense	-	3	3	-	-
Basic Atomic Course	-	-	-	-	-
Biological and Chemical Warfare	-	-	-	-	-

TABLE 207.2— SUMMARY — TRAINING OF AIRMEN IN US NAVY SCHOOLS — FY 1951 THROUGH FY 1956 (CONTINUED)

(Table below is a modification of Table 216, FY 1955)

TYPE OF TRAINING	UNDER INSTRUCTION (BEGINNING OF PERIOD)	DURING PERIOD			UNDER INSTRUCTION (END OF PERIOD)
		Entries	Losses	Graduates	
	FY 1956 - (CONTINUED)				
TECHNICAL TRAINING - (CONTINUED)					
CR and ADR Course	-	-	-	-	-
Engineman Class "A"	20	-	20	-	-
Firefighting Course	-	-	-	-	-
Instructor Course	-	15	10	-	5
Land Ordnance Course	9	24	8	5	20
Naval Justice Course	-	18	8	-	10
Practical Atomic Course	-	14	14	-	-
Radiac Maintenance Course	-	20	11	-	9
Shipboard Instrument Course	-	-	-	-	-
Teletype Maintenance School	-	-	-	-	-
Weapons Disposal Course	-	23	19	3	1
Mines Maintenance	-	-	-	-	-
FOURTH QUARTER - TOTAL	61	182	158	13	72
EDUCATIONAL TRAINING - TOTAL	16	-	15	1	-
Navy Preparatory School	16	-	15	1	-
TECHNICAL TRAINING - TOTAL	45	182	143	12	72
Atomic Defense Monitor Course	-	-	-	-	-
Atomic Biological Chemical Defense	-	1	1	-	-
Basic Atomic Course	-	-	-	-	-
Biological and Chemical Warfare	-	2	2	-	-
CR and ADR Course	-	-	-	-	-
Engineman Class "A"	-	-	-	-	-
Firefighting Course	-	5	5	-	-
Instructor Course	5	7	10	-	2
Land Ordnance Course	20	64	33	11	40
Naval Justice Course	10	48	40	-	18
Practical Atomic Course	-	10	10	-	-
Radiac Maintenance School	9	14	15	-	8
Shipboard Instrument Course	-	-	-	-	-
Teletype Maintenance School	-	-	-	-	-
Weapons Disposal Course	1	28	24	1	4
Mines Maintenance	-	-	-	-	-
Monitor and Radio	-	3	3	-	-

Source: Personnel Statistics Division, Directorate of Statistical Services, DCS/Comptroller

TABLE 208 — SUMMARY — USAF PROFESSIONAL AND TECHNOLOGICAL TRAINING OF USAF PERSONNEL

(Table below is a modification of Table 217, FY 1955)

TYPE OF TRAINING	UNDER INSTRUCTION (BEGINNING OF PERIOD)	DURING PERIOD			UNDER INSTRUCTION (END OF PERIOD)
		Entries	Losses	Graduates	
	FISCAL YEAR SUMMARIES				
FY 1955 - TOTAL	1,336	1,749	179	1,223	1,683
OFFICER - TOTAL	841	1,087	73	888	967
AIRMEN - TOTAL	495	662	106	335	716
	FY 1956				
FY 1956 - TOTAL	1,383	1,973	728	1,080	1,548
OFFICER - TOTAL	967	1,186	53	950	1,150
Administration, Business	102	99	2	76	123
Administration, Public	-	1	-	-	1
Cartography	-	4	-	-	4
Chemistry, Biological	7	3	2	4	4
Chemistry, Engineering	4	1	-	4	1
Chemistry, General	3	-	-	3	-
Chemistry, Nuclear	7	-	-	6	1
Cinematography	-	2	-	-	2
Economics	3	3	-	1	5
Economics, Foreign	43	1	1	18	25
Education, General	9	3	-	4	8
Engineering, Aeronautical Acft Struct	1	-	-	1	-
Engineering, Aeronautical, Dynamics	1	-	-	1	-
Engineering, Aeronautical, Flight Test	-	3	-	-	3
Engineering, Aeronautical, General	34	37	1	15	55
Engineering, Aeronautical, Instruments	11	8	-	10	9
Engineering, Aeronautical, Jet-Ram	7	1	-	6	2
Engineering, Aeronautical, Jet-Rocket	1	2	-	1	2
Engineering, Civil	46	18	1	19	44
Engineering, Electrical, Armamanet	5	1	-	5	1
Engineering, Electrical, Communications	2	-	-	1	1
Engineering, Electrical, Electronics	6	1	-	2	5
Engineering, Electrical, General	86	89	7	29	139
Engineering, Electrical, Instrument	1	-	-	1	-
Engineering, Electrical, Power	1	-	-	1	-
Engineering, Electrical, Servo-Mechanisms	1	-	-	1	-
Engineering, Industrial and Production	11	7	-	8	10
Engineering, Mechanical, Engine Design	1	1	-	1	1
Engineering, Mechanical, General	12	25	1	9	27
Engineering, Mechanical, Thero-Dynamics	1	-	-	-	1
Engineering, Nuclear	10	8	-	9	9
Engineering, Petroleum	-	2	-	-	2
Engineering, Structural	4	-	-	2	2
Engineering, Structural, Highway	3	-	-	3	-
English	3	9	3	3	6
Entomology	1	-	-	1	-
Foreign Languages, Chinese	14	2	3	10	3
Foreign Languages, French	14	16	-	22	8
Foreign Languages, German	-	13	-	6	7
Foreign Languages, Japanese	-	8	-	2	6
Foreign Languages, Other	11	17	1	23	4
Foreign Languages, Portugese	-	3	-	3	-
Foreign Languages, Russian	34	21	1	36	18
Foreign Languages, Spanish	16	37	1	44	8
Geography	-	1	-	-	1
Geophysics	6	-	-	3	3
Guided Missiles	14	9	-	13	10
History	2	5	2	1	4
Industrial Relations	13	14	-	6	21
Management, Advanced	102	184	2	100	184
Managerial, Production Management	1	3	-	1	3
Mathematics	10	15	-	9	16
Medical, Anesthesia	4	4	-	4	4
Medical, Administration	-	1	-	1	-
Medical, Administration Aviation, Psysiologist	1	1	-	-	2
Medical, Dental, General Dentistry	2	77	-	78	1

TABLE 208 – SUMMARY – USAF PROFESSIONAL AND TECHNOLOGICAL TRAINING OF USAF PERSONNEL AT CIVILIAN SCHOOLS AND HOSPITALS – FY 1955 AND FY 1956 (CONTINUED)

(Table below is a modification of Table 217, FY 1955)

TYPE OF TRAINING	UNDER INSTRUCTION (BEGINNING OF PERIOD)	DURING PERIOD			UNDER INSTRUCTION (END OF PERIOD)
		Entries	Losses	Graduates	
	FY 1956 - (CONTINUED)				
Medical, Dental, Oral Surgery	5	3	-	4	4
Medical, Dental, Periodontics	-	3	-	2	1
Medical, Dental, Prosthetics	4	5	-	7	2
Medical, Intern	-	7	-	7	-
Medical, Internal Medicine	18	11	7	4	18
Medical, Internal Medicine, Dermatology	1	2	-	1	2
Medical, Internal Medicine, Neurology	1	1	-	-	2
Medical, Internal Medicine, Pediatrics	3	5	-	3	5
Medical, Internal Medicine, Physiology	6	1	-	5	2
Medical, Miscellaneous	2	89	2	79	10
Medical, Miscellaneous, Administration	-	3	-	1	2
Medical, Miscellaneous, Nutrition (Dietetics)	3	-	-	3	-
Medical, Nursing, Anaesthesia	2	7	-	2	7
Medical, Nursing, General	5	2	-	4	3
Medical, Obstetrics, Gynecologist	17	2	-	8	11
Medical, Ophthamology	7	8	1	3	11
Medical, Otorhinolaryngology	5	2	-	2	5
Medical, Pathology	8	-	1	1	6
Medical, Pathology, Bacteriology	-	1	-	-	1
Medical, Physical Medicine, Physio-Therapy	5	11	1	5	10
Medical, Preventative Medicine Industrial Medicine	1	3	-	1	3
Medical, Preventative Medicine, Public Health	-	18	-	17	1
Medical Psychiatry	6	5	-	1	10
Medical, Psychiatry, Psychiatric Social Worker	1	1	-	1	1
Medical, Psychiatry, Psychiatrist	1	-	-	1	-
Medical, Psychology, Clinical	1	3	-	-	4
Medical, Psychology, Educational	1	-	-	1	-
Medical, Psychology, Experimental	2	-	-	2	-
Medical, Psychology, General	4	-	-	2	2
Medical, Psychology, Social	1	-	-	1	-
Medical, Radiology	13	5	-	7	11
Medical, Surgery, General	29	18	2	14	31
Medical, Surgery, Neuro	5	3	-	4	4
Medical, Surgery, Orthopedic	12	9	1	8	12
Medical, Surgery, Plastic	1	2	-	-	3
Medical, Surgery, Thoracic	3	-	-	-	3
Medical, Surgery, Urology	5	6	-	2	9
Medical, Veterinary, General	1	-	-	1	-
Metallurgy	1	-	-	1	-
Meteorology, General	79	164	9	103	131
Military Science, Biological Warfare	4	2	-	3	3
Political Science	8	11	-	7	12
Photogrammetry	1	-	-	1	-
Photographic	6	9	-	5	10
Physics, Electronics	2	1	-	2	1
Physics, General	4	1	-	4	1
Physics, Nuclear	6	-	-	6	-
Physics, Optics	1	-	-	1	-
Radiology, Biological	3	1	-	4	-
Reactor Technician	-	-	-	-	-
Sociology and Social Science	2	1	1	2	-
AIRMAN - TOTAL	416	787	675	130	398
Languages	416	787	675	130	398

Source: Personnel Statistics Division, Directorate of Statistical Services, DCS/Comptroller.

CIVILIAN PERSONNEL

DEFINITIONS

ACCESSION

Action resulting in the addition of a civilian employee to the Department of the Air Force.

APPOINTMENT

1. Excepted Appointment: New appointment without regard to the competitive requirements of the civil service rules and regulations under authority of Schedule A or Schedule B to a position which is excepted under such authority.

2. Excepted, permanent: Employees serving under excepted appointments or personal service contracts which contain no conditions or restrictions as to tenure.

3. Excepted, limited or conditional: Employees serving under excepted appointments or personal service contracts which specify either conditional or indefinite tenure, or specific time limitations.

4. Competitive, career: Appointments from civil service registers to positions which are not filled by career conditional appointments and to other positions of persons who have previously met the service requirement.

5. Competitive, career-conditional: Appointments from civil service registers which are conditional until a service requirement has been met.

6. Indefinite Appointment: Employees who are affected by the following: On and after December 1, 1950, all new appointments shall be indefinite appointments, except those of postmasters in all classes of post offices, and, in unusual circumstances, appointments to positions for which the Civil Service Commission determines that probational appointments are in the interest of the service.

7. Temporary Appointment: Civilians serving under temporary appointments for definite limited periods (one year or less).

EMPLOYEES

1. Contract Hire: Employees performing personal services for the Air Force and under the supervision of the Air Force. Payments are made for these services by the Air Force to a foreign government or other agench which in turn pays the employees concerned.

2. Departmental Civilian Employees: Employee designation indicating appointment to Headquarters, USAF.

3. Direct Hire: Employees performing personal services for the Air Force and who are paid directly by the Air Force.

4. Full-Time: Employees regularly required to work, as a minimum, the number of hours and days required by administrative work week for their employment group or class, regardless of the nature of appointments.

5. General Schedule (GS): A schedule of civilian personnel which includes former Professional and Scientific Service (P Service), Clerical, Administrative, and Fiscal Service (CAF), and the Sub-professional Service (SP Service) established by Classification Act 1949 (PL 429, 81st Congress)replacing Classification Act of 1923, as amended.

6. Intermittent: Employees employed on an irregular or occasional basis whose hours or days of work are not based on a prearranged schedule, and who are compensated only for the time when actually employed or for service actually rendered. (WAE-Special Consultants and Other than Special Consultants).

7. Part-Time: Employees regularly employed on a prearranged schedule whose working time is less than that prescribed for full-time employees in the same group or class; excludes special consultants.

8. Salaried: Employees whose wage rates are established by law under the Classification Act of 1949 and amendments thereto.

9. Special Consultants: Civilian consultants with "excepted appointments" (excluded from provisions of the Classification Act of 1949) for a specified number of days, not to exceed one year, and who receive a stipulated amount of compensation for the days actually employed.

HEADQUARTERS, USAF

Includes Office of the Secretary of the Air Force, Central Control Group, and the Air Staff.

JUSMG, SPAIN

Joint United States Military Group, Air Administration, (Spain).

SEPARATION

Action resulting in the loss of a civilian employee from the Department of the Air Force.

DEFINITIONS

VETERANS' PREFERENCE

The preference, with respect to conditions of employment, as allowed under the Veterans Preference Act as amended. This preference covers ex-servicemen, mothers entitled to preference under Public Laws 396 and 888 (80th Congress), wives of service connected disabled ex-servicemen, and widows of servicemen or ex-servicemen.

5 Point:

1. Veterans (Male and Female) - Civilians employed as of the end of the month, who were "Veterans" resulting from their own active military or naval service in or prior to World War I or World War II.

10 Point:

1. Veterans (Male and Female) - Civilians employed as of the end of the month, who were "Veterans" with service connected disability resulting from their own active military or naval service in or prior to World War I or World War II.

2. Wives - Civilians employed at the end of the month, who had established veterans preference as wives of service connected disabled veterans.

3. Widows - Civilians employed at the end of the month, who had established veterans preference as the unremarried widows of deceased veterans.

4. Mothers - Civilians employed at the end of the month, who had established veterans preference as the mother of a deceased "Veteran" son or daughter who served on honorable duty in the US Service or the mother of a permanently disabled "Veteran" providing the mother is widowed, divorced, or the wife of a permanently disabled husband (living husband may be either or not the father of the "Veteran").

WAGE BOARD EMPLOYEES

Category of employees who are paid according to prevailing wage board determinations in the area of their employment.

"WHEN ACTUALLY EMPLOYED" (WAE) EMPLOYEES

See Intermittent Employees (Civilian Personnel).

TABLE 209— SUMMARY — USAF CIVILIAN EMPLOYEES — 30 JUNE 1942 THROUGH 30 JUN 1956

(Table below is a combined summary of tables 218 and 226 as reported in FY 1956 "USAF Statistical Digest". October 1948 was the initial reporting date for Oversea Air Force Civilian Personnel. Prior to that time, such data was combined with Army statistics. Overseas Contract Hire reporting was not required for reporting prior to January 1953.)

FISCAL YEAR BY END OF MONTH	WORLDWIDE			CONTINENTAL US	OVERSEAS			CONTRACT HIRE (NON-CITIZENS)
	Total	US Citizens	Non-Citizens		Total	Direct Hire		
						US Citizens	Non-Citizens	
	FISCAL YEAR SUMMARIES							
30 June 1942. . . .				160,715				
30 June 1943. . . .				347,474				
30 June 1944. . . .				348,503				
30 June 1945. . . .				393,896				
30 June 1946. . . .				196,701				
30 June 1947. . . .				110,070				
30 June 1948. . . .				121,103				
30 June 1949. . . .	168,958	148,610	20,348	138,636	30,322	9,974	20,348	
30 June 1950. . . .	154,453	140,410	14,043	131,675	22,778	8,735	14,043	
30 June 1951. . . .	260,728	242,931	17,797	232,388	28,340	10,543	17,797	
30 June 1952. . . .	309,663	286,590	23,073	274,646	35,017	11,944	23,073	
30 June 1953. . . .	382,174	278,807	103,367	266,719	44,194	12,088	32,106	71,261
30 June 1954. . . .	371,497	265,903	105,594	253,629	44,963	12,274	32,689	72,905
30 June 1955. . . .	397,252	284,159	113,093	270,587	41,489	13,572	27,917	85,176
	FISCAL YEAR 1956							
July (1955)	397,172	285,581	111,591	272,183	40,361	13,398	26,963	84,628
August.	398,581	287,525	111,056	273,741	40,722	13,784	26,938	84,118
September	399,325	288,204	111,121	273,918	41,097	14,286	26,811	84,310
October	403,510	291,900	111,610	277,359	41,518	14,541	26,977	84,633
November.	408,512	295,721	112,791	281,006	42,113	14,715	27,398	85,393
December.	410,812	298,424	112,388	283,592	42,091	14,832	27,259	85,129
January (1956). . .	412,915	301,145	111,770	286,275	41,934	14,870	27,064	84,706
February.	416,100	304,216	111,884	289,216	42,151	15,000	27,151	84,733
March	419,123	307,692	111,431	292,633	41,929	15,059	26,870	84,561
April	423,743	311,864	111,879	296,618	42,461	15,246	27,215	84,664
May	427,806	315,702	112,104	300,326	42,689	15,376	27,313	84,791
June.	432,659	320,956	111,703	305,496	42,734	15,460	27,274	84,429

NOTE: FOR REPORTING PURPOSES

Source: Personnel Statistics Division, Directorate of Statistical Services, DCS Comptroller

TABLE 210 — CIVILIAN EMPLOYEES BY DUTY LOCATION WITHIN CONTINENTAL US — FY 1956

(The distribution of command strength is by duty location, rather than the location of the unit of appointment. Personnel who are stationed outside the Continental US, but who are appointed to units within the Continental US are excluded; personnel who are stationed in the Continental US, but who are appointed to units outside the Continental US are included.)

STATE	SEPTEMBER (1955)	DECEMBER	MARCH (1956)	JUNE
TOTAL	273,918	283,592	292,633	305,496
Alabama	16,940	17,548	17,706	18,575
Arizona	2,560	2,783	3,442	3,996
Arkansas	140	242	438	687
California	36,966	38,056	38,728	39,846
Colorado	6,793	6,755	6,873	7,277
Connecticut	160	162	167	169
Delaware	1,072	1,192	1,192	1,408
District of Columbia	8,239	8,331	8,348	8,389
Florida	7,885	8,590	9,160	9,860
Georgia	16,893	17,330	17,663	18,512
Idaho	482	487	481	468
Illinois	5,212	5,402	5,870	6,341
Indiana	651	636	785	828
Iowa	203	224	228	222
Kansas	4,576	4,705	4,880	5,334
Kentucky	85	89	89	93
Louisiana	2,350	2,433	2,532	2,505
Maine	1,293	1,479	1,435	1,355
Maryland	2,690	2,789	2,890	3,023
Massachusetts	3,956	4,117	4,256	4,402
Michigan	1,623	1,657	1,651	1,713
Minnesota	533	564	575	620
Mississippi	2,688	2,836	3,422	4,082
Missouri	3,981	4,049	4,074	4,103
Montana	499	508	508	518
Nebraska	1,498	1,535	1,563	1,630
Nevada	770	892	1,302	1,710
New Hampshire	215	267	409	497
New Jersey	1,399	1,520	1,584	1,761
New Mexico	3,249	3,473	3,647	4,082
New York	12,355	12,920	13,101	12,909
North Carolina	603	669	645	714
North Dakota	40	40	43	48
Ohio	28,926	29,497	29,425	30,337
Oklahoma	21,045	21,691	21,867	22,216
Oregon	281	287	276	326
Pennsylvania	11,426	11,513	11,652	11,737
Rhode Island	18	12	12	11
South Carolina	1,630	1,796	1,775	2,019
South Dakota	588	614	599	641
Tennessee	4,238	4,320	4,289	4,335
Texas	38,636	40,577	43,764	46,314
Utah	11,057	11,261	11,298	11,485
Vermont	228	242	239	247
Virginia	1,679	1,692	1,721	1,765
Washington	3,636	3,779	3,732	3,819
West Virginia	28	23	21	19
Wisconsin	607	623	639	673
Wyoming	1,296	1,385	1,637	1,875

Source: Personnel Statistics Division, Directorate of Statistical Services, DCS/Comptroller

TABLE 211 — CIVILIAN EMPLOYEES BY DUTY LOCATION OUTSIDE CONTINENTAL US — FY 1956

(The distribution of command strength is by duty location, rather than the location of the unit of appointment. Personnel who are stationed outside the Continental US, but who are appointed to units within the Continental US are included; personnel who are stationed in the Continental US, but who are appointed to units outside the Continental US are excluded.)

COUNTRY	SEPTEMBER (1955)	DECEMBER	MARCH (1956)	JUNE
TOTAL	41,097	42,091	41,929	42,734
Afghanistan	4	3	3	-
Alaska	3,261	3,395	3,413	3,377
Algeria	-	-	-	-
Argentina	2	4	4	4
Australia	2	2	2	2
Austria	6	9	10	10
Azores	1,483	1,511	1,454	1,506
Belgium	11	13	14	17
Bermuda	488	502	502	554
Bolivia	2	2	2	2
Brazil	24	23	23	23
Burma	3	3	3	3
Canada	153	242	257	2,814
Canal Zone	917	938	930	928
Chile	6	5	5	5
China	5	5	5	6
Columbia	4	3	3	3
Cuba	4	4	2	2
Cyprus	-	-	-	-
Czechoslovakia	2	2	3	3
Denmark	7	8	2	12
Ecuador	1	1	1	1
Egypt	4	4	6	6
El Salvador	1	1	1	1
England	699	729	916	721
Finland	3	3	3	3
Formosa	-	53	128	-
France	552	557	617	657
French Morocco	617	662	705	618
Germany	1,618	1,653	1,339	1,651
Greece	241	280	307	326
Greenland	305	282	321	214
Guam	1,844	1,738	1,692	1,695
Guatemala	6	6	6	6
Haiti	2	2	2	2
Hawaii	2,553	2,715	2,708	3,019
Honduras	1	1	1	1
Hong Kong	-	1	1	-
Hungary	4	4	4	4
Iceland	742	687	735	822
India	4	4	4	4
Indo China	2	2	2	1
Indonesia	2	2	1	1
Iran	4	5	5	5
Iraq	5	5	5	4
Ireland	-	-	-	1
Israel	2	2	2	2
Italy	309	358	370	383
Japan	2,077	1,877	1,896	1,841
Johnston Island	51	44	45	41
Korea	3,308	3,315	2,978	2,918
Labrador	1,054	1,182	1,248	-
Libya	796	1,074	1,025	1,089
Madagascar	-	-	-	-
Malaya	4	4	4	3
Marianas	-	-	-	-
Mexico	2	2	2	2

TABLE 211 — CIVILIAN EMPLOYEES BY DUTY LOCATION OUTSIDE CONTINENTAL US — FY 1956 (CONTINUED)

(See first page of this table for headnote.)

COUNTRY	SEPTEMBER (1955)	DECEMBER	MARCH (1956)	JUNE
Netherlands	19	27	10	14
Newfoundland	3,134	3,316	3,457	1,974
Nicaragua	1	1	1	1
Norway	14	16	13	12
Pakistan	5	5	5	5
Paraguay	1	1	1	1
Peru	7	7	7	6
Philippine Islands	7,649	7,651	7,581	7,791
Poland	3	3	3	3
Portugal	13	14	4	4
Puerto Rico	801	768	758	743
Russia	4	4	4	4
Ryukyu Islands	5,258	5,350	5,051	5,084
Saudi Arabia	280	264	259	257
Scotland	-	1	5	6
South Africa	2	3	3	3
Spain	573	634	800	984
Sweden	4	4	4	4
Switzerland	-	4	4	4
Syria	4	4	4	4
Taiwan	-	-	-	78
Thailand	6	6	6	6
Turkey	56	55	189	332
Uruguay	3	4	4	4
Venezuela	2	2	2	2
Viet Nam	-	-	-	1
Volcano Islands	1	1	-	1
Wales	14	13	13	12
Yugoslavia	4	4	4	4
Unknown	42	-	20	77

Source: Personnel Statistics Division, Directorate of Statistical Services, DCS/Comptroller

434177 O - 57 - 30

TABLE 212 — WAE (WHEN ACTUALLY EMPLOYED) EMPLOYEES AND PRESIDENTIAL APPOINTEES — FY 1956

MONTH	PRESIDENTIAL APPOINTEES	WAE (SPECIAL CONSULTANTS) a/	WAE (OTHER THAN SPECIAL CONSULTANTS) a/			MONTH	PRESIDENTIAL APPOINTEES	WAE (SPECIAL CONSULTANTS) a/	WAE (OTHER THAN SPECIAL CONSULTANTS) a/		
			Total	Salaried	Wage Board				Total	Salaried	Wage Board
Jul (1955) - Total	6	607	369	166	203	Jan (1956) - Total	6	527	367	200	167
Continental US	6	592	272	96	176	Continental US	6	516	233	97	136
Overseas	-	15	97	70	27	Overseas	-	11	134	103	31
Aug - Total	6	581	359	160	199	Feb - Total	5	593	397	218	179
Continental US	6	567	271	98	173	Continental US	5	576	237	93	144
Overseas	-	14	88	62	26	Overseas	-	17	160	125	35
Sep - Total	6	534	359	172	187	Mar - Total	5	594	397	203	194
Continental US	6	523	274	103	171	Continental US	5	577	253	93	160
Overseas	-	11	85	69	16	Overseas	-	17	144	110	34
Oct - Total	6	554	384	195	189	Apr - Total	5	627	407	191	216
Continental US	6	540	273	112	161	Continental US	5	609	272	94	178
Overseas	-	14	111	83	28	Overseas	-	18	135	97	38
Nov - Total	6	627	379	207	172	May - Total	5	591	508	266	242
Continental US	6	615	257	113	144	Continental US	5	577	328	127	201
Overseas	-	12	122	94	28	Overseas	-	14	180	139	41
Dec - Total	6	524	394	228	166	Jun - Total	5	585	472	207	265
Continental US	6	515	232	98	134	Continental US	5	570	328	105	223
Overseas	-	9	162	130	32	Overseas	-	15	144	102	42

a/ Figures represent personnel who worked for any length of time during the month.

Source: Personnel Statistics Division, Directorate of Statistical Services, DCS/Comptroller

TABLE 213 — CIVILIAN EMPLOYEES WITH VETERANS' PREFERENCE, BY PREFERENCE POINTS WITHIN MAJOR AIR COMMANDS — FY 1956

COMMAND	30 SEPTEMBER (1955)		31 DECEMBER		31 MARCH (1956)		30 JUNE	
	5 and 10 Point Vets	10 Point Vets	5 and 10 Point Vets	10 Point Vets	5 and 10 Point Vets	10 Point Vets	5 and 10 Point Vets	10 Point Vets
WORLDWIDE - TOTAL	146,539	25,585	152,812	26,523	158,942	27,322	163,752	26,492
CONTINENTAL US - TOTAL	140,719	25,276	146,793	26,173	152,754	26,958	157,400	26,066
Air Defense Command	5,425	885	5,637	941	5,694	938	5,874	916
Air Force Finance Center	650	203	658	211	660	212	590	150
Air Materiel Command	83,144	14,607	85,061	14,864	85,710	15,078	86,207	14,138
Air Proving Ground Command	1,261	250	1,326	253	1,329	245	1,335	228
Air Research and Development Command	9,681	1,640	10,306	1,729	10,767	1,773	11,406	1,808
Air Training Command	15,593	3,044	17,535	3,234	21,465	3,674	24,237	3,927
Air University	1,056	180	1,094	186	1,177	199	1,328	229
Continental Air Command	4,235	780	4,515	832	4,631	825	4,305	822
Headquarters Command, USAF	1,892	298	1,924	346	2,012	354	2,033	319
Headquarters US Air Force	1,645	212	1,693	216	1,715	216	1,712	216
Military Air Transport Service	5,482	840	5,715	877	6,159	906	6,858	926
Strategic Air Command	7,352	1,654	7,844	1,780	7,896	1,817	7,920	1,716
Tactical Air Command	2,964	625	3,126	641	3,176	665	3,206	624
USAF Academy	95	19	116	24	109	18	140	17
USAF Security Service	244	39	243	39	254	38	249	30
OVERSEAS - TOTAL	5,820	309	6,019	350	6,188	364	6,352	426
Air Defense Command	-	-	-	-	-	-	1	-
Air Materiel Command	21	1	267	12	849	42	935	104
Air Research and Development Command	-	-	-	-	-	-	1	-
Alaskan Air Command	1,043	45	1,086	49	1,094	45	1,100	54
Caribbean Air Command	92	4	97	10	96	10	97	6
Far East Air Forces	2,259	135	2,017	134	2,061	140	2,036	146
Headquarters Command, USAF	85	1	87	6	91	1	91	1
JUSMG, Spain	28	4	32	6	42	7	45	8
Military Air Transport Service	651	25	703	30	666	29	751	30
Northeast Air Command	35	4	35	5	41	5	41	5
Strategic Air Command	461	35	482	40	461	38	458	34
US Air Forces, Europe	1,133	55	1,201	58	775	47	784	38
USAF Security Service	12	-	12	-	12	-	12	-

Source: Personnel Statistics Division, Directorate of Statistical Services, DCS/Comptroller

TABLE 214 – CIVILIAN EMPLOYEES BY SEX, BY COMMAND – FY 1956

COMMAND	SEPTEMBER (1955)	DECEMBER	MARCH (1956)	JUNE
WORLDWIDE - TOTAL	315,015	325,683	334,562	348,230
MALE - TOTAL	227,951	234,460	240,828	251,749
FEMALE - TOTAL	87,064	91,223	93,734	96,481
CONTINENTAL US - TOTAL	273,918	283,592	292,633	305,496
Male - Total	195,820	203,401	209,829	218,563
Female - Total	78,098	80,191	82,804	86,933
Air Defense Command - Total	10,271	10,573	10,669	11,265
Male	7,309	7,553	7,627	7,898
Female	2,962	3,020	3,042	3,367
Air Force Finance Center - Total	2,128	2,133	2,116	2,077
Male	671	677	677	666
Female	1,457	1,456	1,439	1,411
Air Materiel Command - Total	157,040	160,318	161,170	164,502
Male	118,175	120,640	121,169	123,935
Female	38,865	39,678	40,001	40,567
Air Proving Ground Command - Total	2,624	2,780	2,852	2,745
Male	2,095	2,253	2,303	2,188
Female	529	527	549	557
Air Research and Development Command - Total	18,621	19,653	20,432	22,048
Male	13,649	14,306	14,839	15,957
Female	4,972	5,347	5,593	6,091
Air Training Command - Total	30,398	33,222	39,300	44,643
Male	20,931	23,354	27,756	31,327
Female	9,467	9,868	11,544	13,316
Air University - Total	2,290	2,345	2,464	2,883
Male	1,335	1,375	1,457	1,681
Female	955	970	1,037	1,202
Continental Air Command - Total	7,923	8,263	8,504	8,186
Male	4,943	5,304	5,415	5,016
Female	2,980	2,959	3,089	3,170
Headquarters Command, USAF - Total	5,254	5,299	5,469	5,511
Male	3,115	3,113	3,273	3,287
Female	2,139	2,186	2,196	2,224
Headquarters US Air Force - Total	5,292	5,364	5,371	5,354
Male	2,020	2,058	2,077	2,086
Female	3,272	3,306	3,294	3,268
Military Air Transport Service - Total	10,185	10,566	10,934	12,337
Male	7,130	7,412	7,796	8,767
Female	3,055	3,154	3,138	3,570
Strategic Air Command - Total	14,909	15,712	15,875	16,215
Male	9,909	10,565	10,597	10,763
Female	5,000	5,147	5,278	5,452
Tactical Air Command - Total	6,145	6,503	6,592	6,818
Male	4,162	4,392	4,445	4,563
Female	1,983	2,111	2,147	2,255
USAF Academy - Total	252	278	270	319
Male	113	133	125	154
Female	139	145	145	165
USAF Security Service - Total	586	583	585	593
Male	263	266	273	275
Female	323	317	312	318

TABLE 214 — CIVILIAN EMPLOYEES BY SEX, BY COMMAND — FY 1956 (CONTINUED)

COMMAND	SEPTEMBER (1955)	DECEMBER	MARCH (1956)	JUNE
OVERSEAS - TOTAL	41,097	42,091	41,929	42,734
Male - Total	32,131	31,059	30,999	33,186
Female - Total	8,966	11,032	10,930	9,548
Air Defense Command - Total	137	150	156	159
Male	132	145	151	150
Female	5	5	5	9
Air Materiel Command - Total	131	4,516	5,799	6,291
Male	79	3,885	4,821	5,166
Female	52	631	978	1,125
Air Research and Development Command - Total	8	11	12	11
Male	3	6	1	1
Female	5	5	11	10
Alaskan Air Command - Total	3,261	3,348	3,378	3,377
Male	2,119	2,172	2,191	2,169
Female	1,142	1,176	1,187	1,208
Caribbean Air Command - Total	948	967	957	956
Male	738	772	763	769
Female	210	195	194	187
Far East Air Forces - Total	19,909	15,503	14,850	14,738
Male	16,627	11,003	10,529	12,133
Female	3,282	4,500	4,321	2,605
Headquarters Command, USAF - Total	497	508	522	530
Male	293	308	352	326
Female	204	200	170	204
JUSMG, Spain - Total	438	463	524	575
Male	267	279	314	346
Female	171	184	210	229
Military Air Transport Command - Total	3,948	4,083	4,035	4,424
Male	3,235	3,339	3,276	3,537
Female	713	744	759	887
Northeast Air Command - Total	4,474	4,810	5,002	4,772
Male	3,641	3,971	4,156	3,938
Female	833	839	846	834
Strategic Air Command - Total	2,667	2,510	2,376	2,304
Male	2,240	2,073	1,970	1,911
Female	427	437	406	393
US Air Forces, Europe - Total	4,661	5,159	4,255	4,576
Male	2,744	3,050	2,419	2,727
Female	1,917	2,109	1,836	1,849
USAF Security Service - Total	18	63	63	21
Male	13	56	56	13
Female	5	7	7	8

Source: Personnel Statistics Division, Directorate of Statistical Services, DCS/Comptroller

TABLE 215 — CIVILIAN EMPLOYEES BY CATEGORY, BY GRADE, WORLDWIDE — FY 1956

CATEGORY AND GRADE	WORLDWIDE				CONTINENTAL US				OVERSEAS			
	September (1955)	December	March (1956)	June	September (1955)	December	March (1956)	June	September (1955)	December	March (1956)	June
TOTAL	315,015	325,683	334,562	348,230	273,918	283,592	292,633	305,496	41,097	42,091	41,929	42,734
SALARIED - TOTAL	134,011	138,599	144,247	151,928	124,919	129,073	134,520	141,912	9,092	9,526	9,727	10,016
General Schedule - Total	133,995	138,581	144,230	151,912	124,903	129,056	134,504	141,897	9,092	9,525	9,726	10,015
1	469	488	515	673	448	470	507	660	21	18	8	13
2	11,617	11,712	12,037	13,869	11,262	11,360	11,687	13,423	355	352	350	446
3	32,033	33,387	34,603	36,558	30,528	31,774	32,952	34,836	1,505	1,613	1,651	1,722
4	25,481	26,012	26,889	27,490	23,686	24,102	24,971	25,567	1,795	1,910	1,918	1,923
5	15,643	16,233	16,859	17,880	14,620	15,203	15,816	16,810	1,023	1,030	1,043	1,070
6	4,880	5,055	5,267	5,625	4,565	4,723	4,926	5,274	315	332	341	351
7	12,303	12,931	14,169	14,603	10,508	11,078	12,252	12,701	1,795	1,853	1,917	1,902
8	2,411	2,436	2,490	2,518	2,229	2,265	2,322	2,344	182	171	168	174
9	11,973	12,399	12,763	13,301	11,206	11,628	11,973	12,478	767	771	790	823
10	1,657	1,699	1,829	1,872	1,460	1,510	1,639	1,677	197	189	190	195
11	6,882	7,189	7,366	7,669	6,395	6,624	6,783	7,056	487	565	583	613
12	4,816	5,052	5,267	5,465	4,371	4,547	4,738	4,938	445	505	529	527
13	2,464	2,576	2,716	2,817	2,315	2,417	2,536	2,633	149	159	180	184
14	969	1,001	1,039	1,125	921	952	991	1,067	48	49	48	58
15	359	374	383	400	352	366	373	386	7	8	10	14
16	23	22	23	31	23	22	23	31	-	-	-	-
17	15	15	14	15	14	15	14	15	1	-	-	-
18	-	-	1	1	-	-	1	1	-	-	-	-
Public Law 313 - Total	10	12	12	11	10	11	11	10	-	1	1	1
Presidential Appointees - Total	6	6	5	5	6	6	5	5	-	-	-	-
WAGE BOARD - TOTAL	180,470	186,560	189,721	195,717	148,476	154,004	157,536	163,014	31,994	32,556	32,185	32,703
Wage Board Foremen	10,541	10,805	11,022	11,177	10,037	10,291	10,416	10,565	504	514	606	612
Other Local Rate	168,226	173,942	176,781	182,756	136,802	141,921	145,212	150,716	31,424	32,021	31,569	32,040
Maritime and Other	1,703	1,813	1,918	1,784	1,637	1,792	1,908	1,733	66	21	10	51
SPECIAL CONSULTANTS - TOTAL	534	524	594	585	523	515	577	570	11	9	17	15

Source: Personnel Statistics Division, Directorate of Statistical Services, DCS/Comptroller

TABLE 216-CIVILIAN EMPLOYEES BY TYPE OF APPOINTMENT, BY EMPLOYEE GROUP-FY 1956

TYPE OF APPOINTMENT	30 SEPTEMBER (1955)	31 DECEMBER	31 MARCH (1956)	30 JUNE
WORLDWIDE - TOTAL	315,015	325,683	334,562	348,230
Competitive, Career - Total	182,728	196,216	209,503	215,224
Salaried	78,054	82,651	88,140	91,533
Wage Board	104,674	113,565	121,363	123,691
Competitive, Career-Conditional - Total	58,471	63,416	70,425	81,213
Salaried	33,306	36,168	39,592	45,577
Wage Board	25,165	27,248	30,833	35,636
Competitive, Limited Tenure - Total	34,480	26,834	16,501	15,618
Salaried	13,736	11,156	7,785	7,882
Wage Board	20,744	15,678	8,716	7,736
Excepted, Limited, or Conditional - Total	31,085	31,674	30,988	30,574
Salaried	5,343	5,162	5,230	4,512
Wage Board	25,742	26,512	25,758	26,062
Excepted, Permanent - Total	8,251	7,543	7,145	5,601
Salaried	4,106	3,986	4,094	3,009
Wage Board	4,145	3,557	3,051	2,592
CONTINENTAL US - TOTAL	273,918	283,592	292,633	305,496
Competitive, Career - Total	180,259	193,409	205,862	209,817
Salaried a/	76,986	81,423	86,834	88,996
Wage Board	103,273	111,986	119,028	120,821
Competitive, Career-Conditional - Total	57,758	62,297	68,755	78,603
Salaried	32,945	35,584	38,874	44,079
Wage Board	24,813	26,713	29,881	34,524
Competitive, Limited Tenure - Total	33,514	25,678	15,617	13,985
Salaried	13,451	10,758	7,466	7,024
Wage Board	20,063	14,920	8,151	6,961
Excepted, Limited, or Conditional - Total	1,290	1,106	1,245	1,837
Salaried b/	1,161	916	1,015	1,434
Wage Board	129	190	230	403
Excepted, Permanent - Total	1,097	1,102	1,154	1,254
Salaried	899	907	908	949
Wage Board	198	195	246	305
OVERSEAS - TOTAL	41,097	42,091	41,929	42,734
Competitive, Career - Total	2,469	2,807	3,641	5,407
Salaried	1,068	1,228	1,306	2,537
Wage Board	1,401	1,579	2,335	2,870
Competitive, Career-Conditional - Total	713	1,119	1,670	2,610
Salaried	361	584	718	1,498
Wage Board	352	535	952	1,112
Competitive, Limited Tenure - Total	966	1,156	884	1,633
Salaried	285	398	319	858
Wage Board	681	758	565	775
Excepted, Limited, or Conditional - Total	29,795	30,568	29,743	28,737
Salaried b/	4,182	4,246	4,215	3,078
Wage Board	25,613	26,322	25,528	25,659
Excepted, Permanent - Total	7,154	6,441	5,991	4,347
Salaried	3,207	3,079	3,186	2,060
Wage Board	3,947	3,362	2,805	2,287

a/ Includes Presidential Appointees.
b/ Includes Special Consultants.

Source: Personnel Statistics Division, Directorate of Statistical Services, DCS/Comptroller

TABLE 217 — CIVILIAN EMPLOYEES BY CITIZENSHIP OR NON-CITIZENSHIP STATUS, BY COMMAND, OVERSEAS — FY 1956

COMMAND	JULY (1955)	AUGUST	SEPTEMBER	OCTOBER	NOVEMBER	DECEMBER	JANUARY (1956)	FEBRUARY	MARCH	APRIL	MAY	JUNE
OVERSEAS - TOTAL	40,361	40,722	41,097	41,518	42,113	42,091	41,934	42,151	41,929	42,461	42,689	42,734
US TERRITORIES AND POSSESSIONS - TOTAL	8,738	9,480	9,427	9,520	9,592	9,556	9,493	9,517	9,546	9,666	9,674	9,803
CONTINENTAL US CITIZENS - TOTAL	4,147	4,223	4,163	4,207	4,255	4,300	4,341	4,338	4,326	4,360	)	
CITIZENS OF US TERRITORIES AND POSSESSIONS - TOTAL	2,674	2,872	3,011	3,074	3,095	3,117	3,081	3,110	3,104	3,176	7,502)	7,651
NON-US CITIZENS - TOTAL	1,917	2,385	2,253	2,239	2,242	2,139	2,071	2,069	2,116	2,130	2,172	2,152
FOREIGN COUNTRIES - TOTAL	31,623	31,242	31,670	31,998	32,521	32,535	32,441	32,634	32,383	32,795	33,015	32,931
CONTINENTAL US CITIZENS - TOTAL	6,304	6,413	6,837	6,981	7,091	7,138	7,172	7,281	7,355	7,427	)	
CITIZENS OF US TERRITORIES AND POSSESSIONS - TOTAL	273	276	275	279	274	277	276	271	274	283	7,874)	7,809
NON-US CITIZENS	25,046	24,553	24,558	24,738	25,156	25,120	24,993	25,082	24,754	25,085	25,141	25,122
Air Defense Command - Total	135	140	137	144	147	150	151	158	156	155	157	159
Foreign Countries - Total	135	140	137	144	147	150	151	158	156	155	157	159
Continental US Citizens	-	-	2	2	2	2	2	2	1	1	)	
Citizens of US Territories and Possessions	-	-	-	-	-	-	-	-	-	-	) 1	1
Non-US Citizens	135	140	135	142	145	148	149	156	155	154	156	158
Air Materiel Command - Total	119	119	131	4,631	4,885	4,516	5,610	5,652	5,799	5,973	6,036	6,291
US Territories and Possessions - Total	-	-	2	115	112	111	123	138	206	234	287	286
Continental US Citizens	-	-	2	4	5	4	4	5	6	6	)	
Citizens of US Territories and Possessions	-	-	-	-	-	-	-	-	-	-	) 8	6
Non-US Citizens	-	-	-	111	107	107	119	133	200	228	279	280
Foreign Countries - Total	119	119	129	4,516	4,773	4,405	5,487	5,514	5,593	5,739	5,749	6,005
Continental US Citizens	43	44	47	581	577	582	1,557	1,521	1,537	1,568	)	
Citizens of US Territories and Possessions	-	-	-	46	42	43	44	44	44	44	) 1,687	1,761
Non-US Citizens	76	75	82	3,889	4,154	3,780	3,886	3,949	4,012	4,127	4,062	4,244
Air Research and Development Command - Total	6	8	8	8	8	11	11	11	12	11	11	11
Foreign Countries - Total	6	8	8	8	8	11	11	11	12	11	11	11
Continental US Citizens	2	3	3	3	3	6	6	6	7	8	)	
Citizens of US Territories and Possessions	-	-	-	-	-	-	-	-	-	-	) 8	8
Non-US Citizens	4	5	5	5	5	5	5	5	5	3	3	3
Alaskan Air Command - Total	3,331	3,305	3,261	3,271	3,300	3,348	3,403	3,397	3,378	3,383	3,305	3,377
US Territories and Possessions - Total	3,331	3,305	3,261	3,271	3,300	3,348	3,403	3,397	3,378	3,383	3,305	3,377
Continental US Citizens	3,261	3,232	3,189	3,202	3,234	3,280	3,336	3,332	3,318	3,329	)	
Citizens of US Territories and Possessions	41	45	46	43	42	44	44	43	40	35	) 3,286	3,358
Non-US Citizens	29	28	26	26	24	24	23	22	20	19	19	19

TABLE 217— CIVILIAN EMPLOYEES BY CITIZENSHIP OR NON-CITIZENSHIP STATUS, BY COMMAND, OVERSEAS — FY 1956 (CONTINUED)

COMMAND	JULY (1955)	AUGUST	SEPTEMBER	OCTOBER	NOVEMBER	DECEMBER	JANUARY (1956)	FEBRUARY	MARCH	APRIL	MAY	JUNE
Caribbean Air Command - Total	950	954	948	949	956	967	964	957	957	956	959	956
US Territories and Possessions - Total	910	914	908	910	918	928	925	918	918	917	920	917
Continental US Citizens	182	185	183	184	184	189	186	185	185	185	189	190
Citizens of US Territories and Possessions	5	5	5	5	5	5	5	5	5	5		
Non-US Citizens	723	724	720	721	729	734	734	728	728	727	731	727
Foreign Countries - Total	40	40	40	39	38	39	39	39	39	39	39	39
Continental US Citizens	3	3	3	3	3	3	3	3	3	3	3	3
Citizens of US Territories and Possessions	-	-	-	-	-	-	-	-	-	-		
Non-US Citizens	37	37	37	36	35	36	36	36	36	36	36	36
Far East Air Forces - Total	20,471	19,952	19,909	15,346	15,426	15,503	15,411	15,249	14,850	15,080	15,099	14,738
US Territories and Possessions - Total	1,943	2,021	1,962	1,907	1,941	1,956	1,958	1,981	2,011	2,038	2,041	2,090
Continental US Citizens	337	347	352	364	367	365	364	366	366	376	2,030	2,079
Citizens of US Territories and Possessions	1,383	1,452	1,488	1,532	1,563	1,579	1,583	1,604	1,634	1,651		
Non-US Citizens	223	222	122	11	11	12	11	11	11	11	11	11
Foreign Countries - Total	18,528	17,931	17,947	13,439	13,485	13,547	13,453	13,268	12,839	13,042	13,058	12,648
Continental US Citizens	2,043	1,993	2,199	1,660	1,681	1,704	1,727	1,733	1,745	1,751	1,959	1,893
Citizens of US Territories and Possessions	259	262	262	225	224	222	222	222	222	231		
Non-US Citizens	16,226	15,676	15,486	11,554	11,580	11,621	11,504	11,313	10,872	11,060	11,099	10,755
Headquarters Command, USAF - Total	494	500	497	512	499	508	506	518	522	521	524	530
US Territories and Possessions - Total	31	31	29	30	31	31	34	30	36	35	26	26
Continental US Citizens	21	22	19	20	21	21	25	23	26	26	26	26
Citizens of US Territories and Possessions	10	9	10	10	10	10	9	7	10	9		
Non-US Citizens	-	-	-	-	-	-	-	-	-	-	-	-
Foreign Countries - Total	463	469	468	482	468	477	472	488	486	486	498	504
Continental US Citizens	255	261	255	266	249	262	263	272	270	271	280	284
Citizens of US Territories and Possessions	1	1	-	-	-	-	-	-	-	-		
Non-US Citizens	207	207	213	216	219	215	209	216	216	215	218	220
JUSMG, Spain - Total	366	389	438	443	450	463	478	500	524	550	572	575
Foreign Countries - Total	366	389	438	443	450	463	478	500	524	550	572	575
Continental US Citizens	88	95	116	116	121	122	129	138	147	154	164	168
Citizens of US Territories and Possessions	3	3	3	3	3	3	3	2	2	2		
Non-US Citizens	275	291	319	324	326	338	346	360	375	394	408	407
Military Air Transport Service - Total	3,693	3,816	3,948	4,043	4,136	4,083	4,040	4,020	4,035	4,168	4,300	4,424
US Territories and Possessions - Total	701	765	792	836	885	895	831	835	838	929	985	1,015
Continental US Citizens	122	134	138	156	160	159	152	152	154	178	942	974
Citizens of US Territories and Possessions	576	626	649	674	686	691	632	638	638	708		
Non-US Citizens	3	5	5	6	39	45	47	45	46	43	43	41
Foreign Countries - Total	2,992	3,051	3,156	3,207	3,251	3,188	3,209	3,185	3,197	3,239	3,315	3,409
Continental US Citizens	591	593	623	620	622	621	645	651	657	692	717	736
Citizens of US Territories and Possessions	7	7	7	2	2	2	1	1	1	1		
Non-US Citizens	2,394	2,451	2,526	2,585	2,627	2,565	2,563	2,533	2,539	2,546	2,598	2,673

TABLE 217– CIVILIAN EMPLOYEES BY CITIZENSHIP OR NON–CITIZENSHIP STATUS, BY COMMAND, OVERSEAS – FY 1956 (CONTINUED)

COMMAND	JULY (1955)	AUGUST	SEPTEMBER	OCTOBER	NOVEMBER	DECEMBER	JANUARY (1956)	FEBRUARY	MARCH	APRIL	MAY	JUNE
Northeast Air Command - Total	4,470	4,484	4,474	4,640	4,721	4,810	4,868	4,972	5,002	4,850	4,727	4,772
Foreign Countries - Total	4,470	4,484	4,474	4,640	4,721	4,810	4,868	4,972	5,002	4,850	4,727	4,772
Continental US Citizens	149	165	178	180	182	184	189	191	195	195	194	189
Citizens of US Territories and Possessions	-	-	-	-	-	-	-	-	-	-		
Non-US Citizens	4,321	4,319	4,296	4,460	4,539	4,626	4,679	4,781	4,807	4,655	4,533	4,583
Strategic Air Command - Total	1,920	2,541	2,667	2,672	2,624	2,510	2,441	2,434	2,376	2,340	2,323	2,304
US Territories and Possessions - Total	1,822	2,444	2,473	2,451	2,405	2,287	2,219	2,218	2,159	2,130	2,110	2,091
Continental US Citizens	224	303	280	277	284	282	274	275	271	260	1,021	1,017
Citizens of US Territories and Possessions	659	735	813	810	789	788	808	813	777	768		
Non-US Citizens	939	1,406	1,380	1,364	1,332	1,217	1,137	1,130	1,111	1,102	1,089	1,074
Foreign Countries - Total	98	97	194	221	219	223	222	216	217	210	213	213
Continental US Citizens	98	97	194	221	219	218	217	215	213	206	213	213
Citizens of US Territories and Possessions	-	-	-	-	-	5	5	1	4	4		
Non-US Citizens	-	-	-	-	-	-	-	-	-	-	-	-
US Air Forces, Europe - Total	4,388	4,495	4,661	4,841	4,941	5,159	3,987	4,219	4,255	4,411	4,657	4,576
Foreign Countries - Total	4,388	4,495	4,661	4,841	4,941	5,159	3,987	4,219	4,255	4,411	4,657	4,576
Continental US Citizens	3,014	3,140	3,199	3,311	3,412	3,414	2,413	2,528	2,560	2,558	2,629	2,533
Citizens of US Territories and Possessions	3	3	3	3	3	2	1	1	1	1		
Non-US Citizens	1,371	1,352	1,459	1,527	1,526	1,743	1,573	1,690	1,694	1,852	2,028	2,043
USAF Security Service - Total	18	19	18	18	20	63	64	64	63	63	19	21
US Territories and Possessions - Total	-	-	-	-	-	-	-	-	-	-	-	1
Continental US Citizens	-	-	-	-	-	-	-	-	-	-	-	1
Citizens of US Territories and Possessions	-	-	-	-	-	-	-	-	-	-		
Non-US Citizens	-	-	-	-	-	-	-	-	-	-	-	-
Foreign Countries - Total	18	19	18	18	20	63	64	64	63	63	19	20
Continental US Citizens	18	19	18	18	20	20	21	21	20	20	19	20
Citizens of US Territories and Possessions	-	-	-	-	-	-	-	-	-	-		
Non-US Citizens	-	-	-	-	-	43	43	43	43	43	-	-

Note: Continental US Citizens and Citizens of US Territories and Possessions not available after April 1956.

Source: Personnel Statistics Division, Directorate of Statistical Services, DCS/Comptroller

TABLE 218— APPOINTMENT OF PHYSICALLY IMPAIRED CIVILIAN PERSONNEL BY COMMAND, CONTINENTAL US — FY 1956

COMMAND	JUL (1955)	AUG	SEP	OCT	NOV	DEC	JAN (1956)	FEB	MAR	APR	MAY	JUN
WORLDWIDE - TOTAL. . . .	70	114	139	167	123	90	142	111	155	157	183	234
CONTINENTAL US - TOTAL. . . .	69	105	134	153	101	85	102	106	151	151	174	223
Air Defense Command	-	1	3	1	2	2	1	2	-	1	6	6
Air Force Finance Center. .	1	2	1	2	-	-	2	-	-	-	-	1
Air Materiel Command. . . .	56	88	103	101	71	53	68	53	46	71	77	147
Air Proving Ground Command	-	-	2	-	1	2	-	-	-	-	-	-
Air Research and Development Command.	3	6	8	1	8	6	8	15	55	44	27	11
Air Training Command. . . .	2	-	1	13	10	11	19	29	45	26	28	40
Air University.	-	1	1	-	-	-	-	-	-	-	-	-
Continental Air Command . .	1	4	4	5	3	5	-	2	-	2	-	1
Headquarters Command, USAF.	-	-	-	-	-	-	-	-	-	-	4	3
Headquarters US Air Force .	-	-	-	-	-	-	-	-	-	-	-	-
Military Air Transport Service	4	1	4	18	4	3	2	2	1	4	21	13
Strategic Air Command . . .	2	2	5	11	1	2	2	2	3	2	8	-
Tactical Air Command. . . .	-	-	2	1	1	1	-	1	1	1	3	1
USAF Academy.	-	-	-	-	-	-	-	-	-	-	-	-
USAF Security Service . . .	-	-	-	-	-	-	-	-	-	-	-	-
OVERSEAS - TOTAL.	1	9	5	14	22	5	40	5	4	6	9	11
Air Defense Command	-	-	-	-	-	-	-	-	-	-	-	-
Air Materiel Command. . . .	-	-	-	-	-	-	1	-	-	-	-	-
Air Research and Development Command.	-	-	-	-	-	-	-	-	-	-	-	-
Alaskan Air Command	-	-	-	-	3	-	3	-	1	-	-	2
Caribbean Air Command . . .	-	-	-	-	-	-	-	-	-	-	-	-
Far East Air Forces	-	6	4	6	5	3	2	2	3	5	-	5
Headquarters Command, USAF.	-	-	-	-	-	-	-	-	-	-	-	-
JUSMG, Spain.	-	-	-	-	-	-	-	-	-	-	-	-
Military Air Transport Service	1	1	-	3	14	1	34	-	-	1	-	-
Northeast Air Command . . .	-	-	-	-	-	-	-	-	-	-	-	-
Strategic Air Command . . .	-	-	-	1	-	1	-	3	-	-	9	4
US Air Forces, Europe . . .	-	2	1	4	-	-	-	-	-	-	-	-
USAF Security Service . . .	-	-	-	-	-	-	-	-	-	-	-	-

Source: Personnel Statistics Division, Directorate of Statistical Services, DCS/Comptroller

TABLE 219 — DEPARTMENTAL CIVILIAN EMPLOYEES BY TYPE OF APPOINTMENT, BY EMPLOYEE GROUP — FY 1956

TYPE OF APPOINTMENT	SEPTEMBER (1955)		DECEMBER		MARCH (1956)		JUNE	
	Salaried	Wage Board	Salaried	Wage Board	Salaried	Wage Board	Salaried	Wage Board
TOTAL	5,272	20	5,341	23	5,349	22	5,331	23
Competitive, Career a/	3,698	10	3,843	12	3,950	15	4,023	18
Competitive, Career-Conditional	774	2	877	3	892	-	897	-
Competitive, Limited Tenure	742	8	556	8	430	7	335	5
Excepted, Limited or Conditional b/	19	-	25	-	38	-	37	-
Excepted, Permanent	39	-	40	-	39	-	39	-

a/ Includes Presidential Appointees.
b/ Includes Special Consultants.

Source: Personnel Statistics Division, Directorate of Statistical Services, DCS/Comptroller

TABLE 220 — DEPARTMENTAL CIVILIAN EMPLOYEES BY TYPE OF SERVICE — FY 1956

TYPE OF SERVICE	SEPTEMBER (1955)	DECEMBER	MARCH (1956)	JUNE
TOTAL	5,292	5,364	5,371	5,354
General Schedule	5,244	5,307	5,316	5,299
Presidential Appointees	6	6	5	5
Public Law 313	3	3	3	2
Special Consultants	19	25	25	25
Wage Board	20	23	22	23

Source: Personnel Statistics Division, Directorate of Statistical Services, DCS/Comptroller

TABLE 221 — DEPARTMENTAL CIVILIAN EMPLOYEES WITH VETERANS' PREFERENCE, BY PREFERENCE POINTS — FY 1956

VETERANS' PREFERENCE	SEPTEMBER (1955)	DECEMBER	MARCH (1956)	JUNE
TOTAL	1,645	1,693	1,715	1,700
10 Point	212	216	216	216
5 Point	1,433	1,477	1,499	1,484

Source: Personnel Statistics Division, Directorate of Statistical Services, DCS/Comptroller

TABLE 222 — ACCESSIONS OF USAF CIVILIAN PERSONNEL BY TYPE — FY 1956

ACCESSIONS BY TYPE	TOTAL	FIRST QUARTER	SECOND QUARTER	THIRD QUARTER	FOURTH QUARTH
WORLDWIDE - TOTAL	103,972	23,702	24,855	23,834	31,581
Accessions Resulting from Erroneous Separations	1,644	728	224	330	362
Career Appointment	1,292	110	102	52	1,028
Career-Conditional Appointment	45,067	8,460	10,450	11,257	14,900
Excepted Appointment	16,077	4,964	4,248	3,151	3,714
Other Temporary Appointments	3,707	882	870	554	1,401
Reemployed - Previous Federal Service	8,882	1,838	2,326	2,365	2,353
Returned to Duty or Pay Status	2,716	630	632	754	700
Temporary Appointments from Civil Service Register	5,794	1,673	1,509	1,236	1,376
Temporary Appointments Pending Civil Service Register	9,466	2,294	2,502	1,919	2,751
Transfers from Other Federal Agencies	9,327	2,123	1,992	2,216	2,996
CONTINENTAL US - TOTAL	85,610	17,711	20,044	20,467	27,388
Accessions Resulting from Erroneous Separations	589	59	142	297	91
Career Appointment	1,134	92	96	52	894
Career-Conditional Appointment	44,584	8,304	10,335	11,160	14,785
Excepted Appointment	2,289	436	408	399	1,046
Other Temporary Appointments	3,457	832	846	549	1,230
Reemployed - Previous Federal Service	8,540	1,770	2,258	2,268	2,244
Returned to Duty or Pay Status	2,577	591	598	709	679
Temporary Appointments from Civil Service Register	5,465	1,570	1,429	1,176	1,290
Temporary Appointments Pending Civil Service Register	8,074	1,973	2,038	1,738	2,325
Transfers from Other Federal Agencies	8,901	2,084	1,894	2,119	2,804
OVERSEAS - TOTAL	18,362	5,991	4,811	3,367	4,193
Accessions Resulting from Erroneous Separations	1,055	669	82	33	271
Career Appointment	158	18	6	-	134
Career-Conditional Appointment	483	156	115	97	115
Excepted Appointment	13,788	4,528	3,840	2,752	2,668
Other Temporary Appointments	250	50	24	5	171
Reemployed - Previous Federal Service	342	68	68	97	109
Returned to Duty or Pay Status	139	39	34	-	21
Temporary Appointments from Civil Service Register	329	103	80	60	86
Temporary Appointments Pending Civil Service Register	1,392	321	464	181	426
Transfers from Other Federal Agencies	426	39	98	97	192

Source: Personnel Statistics Division, Directorate of Statistical Services, DCS/Comptroller

TABLE 223 — SEPARATIONS OF USAF CIVILIAN PERSONNEL BY TYPE — FY 1956

SEPARATIONS BY TYPE	TOTAL	FIRST QUARTER	SECOND QUARTER	THIRD QUARTER	FOURTH QUARTER
WORLDWIDE - TOTAL	67,877	20,714	14,341	14,968	17,854
Displacement of Indefinite Appointees	28	6	9	8	5
Disqualification, Inefficiency, Misconduct, Delinquent, Other	2,064	524	464	565	511
Extended Leave Without Pay	2,802	712	602	745	743
Reduction in Force	1,586	366	231	291	698
Resignations	39,912	11,505	8,682	8,816	10,909
Retirement, Legal Incompetence, Disability, Death	2,252	497	544	575	636
Separations Resulting from Erroneous Accessions	1,335	368	360	382	225
Suspension, Military Furlough	943	185	261	264	233
Termination of Temporary or Excepted Appointment	12,421	5,499	2,348	2,392	2,182
Transfers to Other Federal Agencies	4,534	1,052	840	930	1,712
CONTINENTAL US - TOTAL	50,684	14,373	10,439	11,443	14,429
Displacement of Indefinite Appointees	26	6	8	8	4
Disqualification, Inefficiency, Misconduct, Delinquent, Other	1,505	380	340	399	386
Extended Leave Without Pay	2,628	673	553	714	688
Reduction in Force	1,208	239	152	201	616
Resignations	31,307	9,010	6,423	7,027	8,847
Retirement, Legal Incompetence, Disability, Death	2,088	466	498	530	594
Separations Resulting from Erroneous Accessions	790	96	307	276	111
Suspension, Military Furlough	912	179	256	259	218
Termination of Temporary or Excepted Appointment	6,088	2,382	1,117	1,252	1,337
Transfers to Other Federal Agencies	4,132	942	785	777	1,628
OVERSEAS - TOTAL	17,193	6,341	3,902	3,525	3,425
Displacement of Indefinite Appointees	2	-	1	-	1
Disqualification, Inefficiency, Misconduct, Delinquent, Other	559	144	124	166	125
Extended Leave Without Pay	174	39	49	31	55
Reduction in Force	378	127	79	90	82
Resignations	8,605	2,495	2,259	1,789	2,062
Retirement, Legal Incompetence, Disability, Death	164	31	46	45	42
Separations Resulting from Erroneous Accessions	545	272	53	106	114
Suspension, Military Furlough	31	6	5	5	15
Termination of Temporary or Excepted Appointment	6,333	3,117	1,231	1,140	845
Transfers to Other Federal Agencies	402	110	55	153	84

Source: Personnel Statistics Division, Directorate of Statistical Services, DCS/Comptroller

TABLE 224 — PROMOTIONS OF CIVILIAN PERSONNEL BY VETERAN AND NON-VETERAN STATUS, BY COMMAND, CONTINENTAL US — FY 1956

COMMAND	JUL (1955)	AUG	SEP	OCT	NOV	DEC	JAN (1956)	FEB	MAR	APR	MAY a/	JUN a/
CONTINENTAL US - TOTAL	6,276	5,703	5,840	5,599	5,114	5,286	6,216	5,746	5,588	5,864	6,850	6,140
WITH PREFERENCE - TOTAL	3,042	2,857	3,057	2,915	2,735	2,709	3,336	3,050	3,043	3,170	a/	a/
WITHOUT PREFERENCE - TOTAL	3,234	2,846	2,783	2,684	2,379	2,577	2,880	2,696	2,545	2,694	a/	a/
Air Defense Command - Total	148	170	84	103	81	93	123	106	106	101	1,182	88
With Preference	76	91	23	40	41	43	76	56	47	56	a/	a/
Without Preference	72	79	61	63	40	50	47	50	59	45	a/	a/
Air Force Finance Center - Total	133	52	43	32	31	33	53	24	68	29	44	37
With Preference	45	19	14	12	9	10	11	24	19	11	a/	a/
Without Preference	88	33	29	20	22	23	42	-	49	18	a/	a/
Air Materiel Command - Total	3,385	3,570	3,684	3,421	3,401	3,247	3,914	3,708	3,337	3,714	3,375	3,373
With Preference	1,725	1,888	2,019	1,851	1,887	1,785	2,173	2,047	1,882	2,081	a/	a/
Without Preference	1,660	1,682	1,665	1,570	1,514	1,462	1,741	1,661	1,455	1,633	a/	a/
Air Proving Ground Command - Total	52	109	29	47	55	41	45	71	19	26	31	23
With Preference	25	49	16	19	35	21	25	28	2	14	a/	a/
Without Preference	27	60	13	28	20	20	20	43	17	12	a/	a/
Air Research and Development Command - Total	707	456	624	405	381	476	441	401	468	394	508	509
With Preference	352	227	338	237	228	239	219	259	289	233	a/	a/
Without Preference	355	229	286	168	153	237	222	142	179	161	a/	a/
Air Training Command - Total	940	367	550	587	431	374	666	496	711	616	794	967
With Preference	519	180	289	283	207	203	366	247	350	326	a/	a/
Without Preference	421	187	261	304	224	171	300	249	361	290	a/	a/
Air University - Total	50	35	26	31	25	39	19	75	26	62	25	20
With Preference	29	16	12	19	14	11	9	46	8	29	a/	a/
Without Preference	21	19	14	12	11	28	10	29	18	33	a/	a/
Continental Air Command - Total	180	122	135	115	145	273	196	175	117	161	179	144
With Preference	5	9	69	57	76	123	95	73	62	75	a/	a/
Without Preference	175	113	66	58	69	150	101	102	55	86	a/	a/
Headquarters Command, USAF - Total	103	140	100	131	109	82	83	113	78	79	76	69
With Preference	26	80	38	59	36	32	83	43	32	33	a/	a/
Without Preference	77	60	62	72	73	50	-	70	46	46	a/	a/
Headquarters, US Air Force - Total	152	165	155	115	118	223	147	129	125	120	125	174
With Preference	52	57	42	35	44	59	36	21	41	24	a/	a/
Without Preference	100	108	113	80	74	164	111	108	84	96	a/	a/
Military Air Transport Service - Total	53	143	130	165	93	136	132	108	180	200	172	193
With Preference	22	72	62	94	38	60	58	62	127	119	a/	a/
Without Preference	31	71	68	71	55	76	74	46	53	81	a/	a/
Strategic Air Command - Total	229	278	208	294	199	200	355	294	317	321	285	362
With Preference	100	130	105	136	98	94	172	132	167	154	a/	a/
Without Preference	129	148	103	158	101	106	183	162	150	167	a/	a/
Tactical Air Command - Total	112	77	60	94	24	18	14	18	12	14	24	163
With Preference	51	34	28	37	12	5	8	3	8	7	a/	a/
Without Preference	61	43	32	57	12	13	6	15	4	7	a/	a/
USAF Academy - Total	9	10	-	36	9	4	14	9	7	2	10	9
With Preference	1	-	-	21	4	-	3	4	1	1	a/	a/
Without Preference	8	10	-	15	5	4	11	5	6	1	a/	a/
USAF Security Service - Total	23	9	12	23	12	47	14	19	17	25	20	9
With Preference	14	5	2	15	6	24	2	5	8	7	a/	a/
Without Preference	9	4	10	8	6	23	12	14	9	18	a/	a/

a/ Data by preference status were not available.

Source: Personnel Statistics Division, Directorate of Statistical Services, DCS/Comptroller

TABE 225 — DEMOTIONS OF CIVILIAN PERSONNEL BY VETERAN AND NON-VETERAN STATUS, BY COMMAND, CONTINENTAL US — FY 1956

COMMAND	JUL (1955)	AUG	SEP	OCT	NOV	DEC	JAN (1956)	FEB	MAR	APR	MAY a/	JUN a/
CONTINENTAL US - TOTAL	834	1,005	717	839	578	537	610	586	750	683	425	470
WITH PREFERENCE - TOTAL	344	496	317	429	303	278	302	218	313	323	a/	a/
WITHOUT PREFERENCE - TOTAL	490	509	400	410	275	259	308	368	437	360	a/	a/
Air Defense Command - Total	28	14	14	10	9	10	8	19	13	12	23	10
With Preference	5	7	4	4	4	6	4	10	11	7	a/	a/
Without Preference	23	7	10	6	5	4	4	9	2	5	a/	a/
Air Force Finance Center - Total	2	1	3	2	1	1	6	90	-	-	1	-
With Preference	-	1	-	-	-	-	4	-	-	-	a/	a/
Without Preference	2	-	3	9	1	1	2	90	-	-	a/	a/
Air Materiel Command - Total	588	757	543	584	404	380	389	316	504	348	246	307
With Preference	239	395	241	318	225	203	203	143	176	143	a/	a/
Without Preference	349	362	302	266	179	177	186	173	328	205	a/	a/
Air Proving Ground Command - Total	6	4	8	1	-	5	4	6	19	1	1	-
With Preference	5	2	3	1	-	1	-	2	15	1	a/	a/
Without Preference	1	2	5	-	-	4	4	4	4	-	a/	a/
Air Research and Development Command - Total	35	16	12	52	24	26	35	23	23	33	36	26
With Preference	19	6	5	32	17	14	12	7	9	22	a/	a/
Without Preference	16	10	7	20	7	12	23	16	14	11	a/	a/
Air Training Command - Total	75	98	37	90	92	54	51	63	120	87	35	72
With Preference	28	40	23	31	38	25	27	33	76	46	a/	a/
Without Preference	47	58	14	59	54	29	24	30	44	41	a/	a/
Air University - Total	-	9	3	4	2	1	3	3	9	15	-	1
With Preference	-	2	1	2	1	-	-	-	2	6	a/	a/
Without Preference	-	7	2	2	1	1	3	3	7	9	a/	a/
Continental Air Command - Total	17	14	19	20	5	14	43	15	14	17	14	8
With Preference	-	1	12	10	2	4	21	6	10	12	a/	a/
Without Preference	17	13	7	10	3	10	22	9	4	5	a/	a/
Headquarters Command, USAF - Total	8	27	14	5	4	10	3	3	3	3	7	-
With Preference	4	15	3	3	-	6	3	1	-	2	a/	a/
Without Preference	4	12	11	2	4	4	-	2	3	1	a/	a/
Headquarters, US Air Force - Total	1	-	1	1	1	1	2	-	3	2	-	3
With Preference	-	-	-	1	-	1	-	-	-	1	a/	a/
Without Preference	1	-	1	-	1	-	2	-	3	1	a/	a/
Military Air Transport Service - Total	9	18	16	12	9	11	5	4	12	28	7	6
With Preference	2	4	8	5	6	8	3	2	5	12	a/	a/
Without Preference	7	14	8	7	3	3	2	2	7	16	a/	a/
Strategic Air Command - Total	48	36	33	39	17	20	52	36	20	129	28	28
With Preference	34	17	10	19	3	9	21	14	9	70	a/	a/
Without Preference	14	19	23	20	14	11	31	22	11	59	a/	a/
Tactical Air Command - Total	17	9	14	10	10	4	4	5	9	3	24	8
With Preference	8	5	7	2	7	1	1	-	-	-	a/	a/
Without Preference	9	4	7	8	3	3	3	5	9	3	a/	a/
USAF Academy - Total	-	1	-	1	-	-	2	3	1	2	-	-
With Preference	-	-	-	1	-	-	1	-	-	-	a/	a/
Without Preference	-	1	-	-	-	-	1	3	1	2	a/	a/
USAF Security Service - Total	-	1	-	1	-	-	3	-	-	3	3	1
With Preference	-	1	-	-	-	-	2	-	-	1	a/	a/
Without Preference	-	-	-	1	-	-	1	-	-	2	a/	a/

a/ Data by preference status were not available.

Source: Personnel Statistics Division, Directorate of Statistical Services, DCS/Comptroller

TABLE 226 — USAF INCENTIVE AWARDS PROGRAM, WORLDWIDE — FY 1956

(Basic authority for the program is provided by Title III, Public Law 763, 83d Congress, which was effective, 30 November 1954 and repealed previous legislation.)

COMMAND	SUGGESTIONS				HONORARY AWARDS		CASH AWARDS FOR SUSTAINED SUPERIOR PERFORMANCE a/			CASH AWARDS FOR SPECIAL ACTS OR SERVICES b/		
	Suggestions Received	Suggestions Adopted	Cash Awards Paid	Estimated First Year Benefits c/	Exceptional Decorations Approved d/	Meritorious Awards Approved e/	Awards Approved	Cash Awards Paid	Estimated First Year Benefits c/	Awards Approved	Cash Awards Paid	Estimated First Year Benefits c/
TOTAL	83,728	18,473	$ 809,567.22	$ 31,149,502.99	15	172	4,021	$ 802,370	$ 148,479.96	448	$ 99,085.84	$ 5,137,680.91
CONTINENTAL US - TOTAL	80,431	17,866	784,667.22	28,614,506.53	15	158	3,888	776,955	148,479.96	433	97,055.84	5,137,680.91
Air Defense Command	2,318	435	15,302.00	183,726.42	-	3	172	32,400	-	3	500.00	-
Air Force Finance Center	1,032	234	5,642.50	124,846.81	-	-	100	15,600	-	5	530.00	1,522.24
Air Materiel Command	50,277	11,712	526,730.37	19,636,644.91	1	85	1,611	319,300	27,646.96	359	78,820.84	4,244,594.36
Air Proving Ground Command	642	188	9,370.00	85,501.74	-	-	146	32,300	-	4	1,000.00	-
Air Research and Development Command	4,144	925	48,038.25	1,896,920.92	-	4	402	88,800	-	41	11,755.00	732,823.33
Air Training Command	9,244	2,256	85,544.36	4,176,596.04	2	-	385	73,255	1,201.00	5	700.00	-
Air University	70	27	1,230.00	21,539.92	1	-	13	2,500	-	-	-	-
Continental Air Command	469	157	6,467.50	151,501.36	-	-	46	7,400	106,697.00	2	400.00	-
Headquarters Command, USAF	151	40	2,585.00	51,037.00	2	26	146	27,200	-	-	-	-
Headquarters US Air Force	235	21	650.00	12,768.96	8	37	253	48,800	-	4	1,280.00	64,786.98
Military Air Transport Service	1,906	347	14,644.49	389,792.19	1	2	187	38,000	-	5	1,025.00	93,654.00
Strategic Air Command	9,135	1,297	54,782.75	1,358,941.77	-	1	284	53,500	9,520.00	3	535.00	-
Tactical Air Command	777	212	13,160.00	516,222.75	-	-	136	26,500	3,415.00	1	275.00	-
USAF Academy	-	-	-	-	-	-	-	-	-	-	-	-
USAF Security Service	31	15	520.00	8,465.74	-	-	7	1,400	-	1	235.00	-
OVERSEAS - TOTAL	3,297	607	24,900.00	2,534,996.46	-	14	133	25,415	-	15	2,030.00	-
Alaskan Air Command	192	67	7,065.00	143,236.65	-	-	7	1,400	-	-	-	-
Caribbean Air Command	81	21	775.00	21,013.19	-	1	7	1,200	-	2	125.00	-
Far East Air Forces	477	90	2,730.00	68,158.91	-	9	40	7,015	-	11	1,255.00	-
JUSMG, Spain	35	4	90.00	1,953.00	-	-	3	600	-	-	-	-
Northeast Air Command	1,431	170	4,865.00	108,759.41	-	2	19	3,200	-	-	-	-
US Air Forces, Europe	1,081	255	9,375.00	2,191,875.30	-	2	57	12,000	-	2	650.00	-

a/ Includes Pay Increases given under Title VII, Public Law 429, 81st Congress, which was repealed by Public Law 763.
b/ Includes Efficiency Awards given under Title X, Public Law 429, 81st Congress, which was repealed by Public Law 763.
c/ Tangible benefits cannot be estimated in all instances as many result in intangible benefits such as morale, safety, or welfare.
d/ Decoration for Exceptional Civilian Service is awarded by Secretary of the Air Force.
e/ Award for Meritorious Civilian Service is awarded by Chief of Staff, or major air commanders.

Source: Placement and Employee Relations Division, Directorate of Civilian Personnel, DCS/Personnel

TABLE 227 — AIR FORCE AID SOCIETY SUMMARIES — FY 1956

(Received from and financial assistance to US Air Force personnel. The total amount of loans outstanding at 30 June 1956 amounted to $1,146,278 of which it is estimated that $293,173 will not be collected for various reasons. Between 1 March 1946 and 30 June 1956, a total of $801,848 has been declared uncollectible due to deaths or subsequent financial difficulties of the borrowers. This results in a total assistance to date of $2,259,319 on which repayment can not be expected.)

ACTIVITY	FISCAL YEAR 1956	1 MARCH 1946 THROUGH 30 JUNE 1956 a/
EXCESS RECEIPTS OVER DISBURSEMENTS - TOTAL	$ 548,467	b/ $ 2,720,148
Receipts (Excluding loan repayment) - Total	1,036,015	6,469,561
Memberships and donations of all kinds	844,828	5,231,985
Fund raising activities (Carnivals, shows, dances, etc)	191,187	1,237,576
Disbursements (Net) - Total	487,548	3,749,413
Operating expenses (Forms, bank charges, etc)	8,221	73,816
Grants	297,355	1,457,471
Loans (Excess over Repayments)	181,972	2,218,126
EXCESS LOANS OVER REPAYMENTS - TOTAL	181,972	2,218,126
Loans Made	2,491,273	15,629,353
Loans Repaid	2,309,301	13,411,227
CASES ASSISTED - TOTAL	29,324	221,842
Number of Loans Made	27,718	212,677
Number of Grants Made	1,606	9,165

a/ Includes donations and memorials to the General Henry H. Arnold Education Fund.
b/ Of the $2,720,148 on 30 June 1956, it was necessary that $763,852 be retained in the field to meet immediate needs for assistance.

Source: Headquarters Unit, Air Force Aid Society, Headquarters US Air Force

TABLE 228 — SUMMARY OF USAF CIVILIAN RETIREMENT FUND TRANSACTIONS, WORLDWIDE — AS OF 31 DEC 1955

(Civilian Retirement Fund Transactions are reported only on a Calendar Year basis.)

SUMMARY NOMENCLATURE	CALENDAR YEAR 1955
Current Year Deductions	$ 60,733,119.41
Year-end Total Retirement Deductions	228,740,160.30
Year-end of Active Accounts	277,851.00

Source: Accounts Division, Director of Accounting, DCS/Comptroller

434177 O - 57 - 31

TABLE 229 — USAF CIVILIAN EMPLOYEE TRAINING BY AREA OF TRAINING, CONTINENTAL US — FY 1956

(This table shows the training received by civilian employees of the Air Force in the Continental United States. During the period from 1 July 1955 through 31 December 1955. Man-hours of on-the-job and off-the-job training are shown for each area of training. The total course completions for civilian employees in the Continental United States are shown for the same period. A course completion refers to one course satisfactorily completed by an employee. Only those employees who satisfactorily completed the courses in which they were enrolled are included. Information for last half of FY 1956 not available as agency was revising reporting system. Data may be available for next publication.)

AREA OF TRAINING	NUMBER OF COURSE COMPLE-TIONS	PER CENT OF TOTAL COMPLE-TIONS	TOTAL TRAINEE HOURS	ON-THE-JOB		OFF-THE-JOB	
				Number of Trainee Hours	Per Cent of Total Trainee Hours in Areas	Number of Trainee Hours	Per Cent of Total Trainee Hours in Areas
	1 JULY 1955 THROUGH 31 DECEMBER 1955						
TOTAL	179,960	100.00	3,878,969	1,656,222	42.7	2,222,747	57.3
Apprentice	125	.07	324,774	143,435	44.2	181,339	55.8
Clerical	16,113	8.95	257,645	114,872	44.6	142,773	55.4
Inspecting and Testing	2,238	1.24	59,360	24,817	41.8	34,543	58.2
Orientation	35,246	19.59	112,837	8,445	7.5	104,392	92.5
Protective and Personal Services	14,586	8.11	590,092	435,686	73.7	154,406	26.3
Safety and Health	51,588	28.67	111,544	7,137	6.4	104,407	93.6
Semi-Skilled and Unskilled	6,895	3.83	133,428	7,841	5.9	125,587	94.1
Skilled Trades	13,865	7.70	756,363	367,207	48.5	389,156	51.5
Supervision and Management	16,765	9.32	430,126	68,496	15.9	361,630	84.1
Supply	12,922	7.18	559,948	338,537	60.5	221,411	39.5
Technical, Scientific, and Professional	9,617	5.34	542,852	139,749	25.7	403,103	74.3

Source: Career Development Division, Directorate of Civilian Personnel, DCS/P

Medical Activities Casualties and Patient Transport

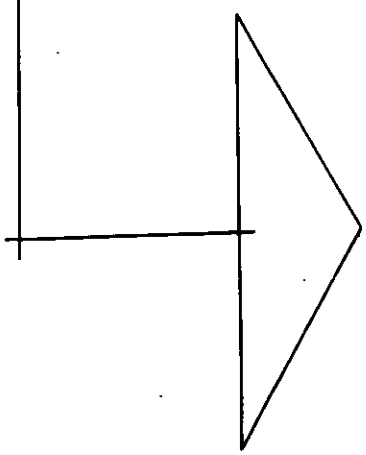

PART XVI

MEDICAL ACTIVITY, CASUALTIES, AND PATIENT TRANSPORT

DEFINITIONS

ACTIVE DUTY MILITARY PERSONNEL
Consists of all military personnel who are on extended active duty. Excluded are military personnel who are on short tours of duty.

ADMISSION FROM DUTY
The enrollment in a patient status of a military person whose treatment requires that he be excused from duty beyond midnight of the day on which he reported for treatment, whether treated in a hospital, a dispensary or quarters. A patient is considered as admitted from duty only once during a continous period of treatment: if he is transferred from one medical facility to another, the transfer is not an admission from duty. The term includes patients admitted to non-military medical facilities when the reporting facility has assumed responsibility for the records of the patient. Admissions from AWOL, except those AWOL from a patient status, are counted as admissions from duty. The term excludes persons treated on an outpatient status, and cases carded for record only.

ADMISSIONS RATE
A measure which indicates the frequency of patients being relieved from duty because of medical reasons. Hence, the admission rate is based on admissions from duty. The conversion of number of admissions to show the number of admissions that would occur during a year if admissions occurred throughout an entire year at the same frequency as in the period of observation, per thousand average strength is termed the annual admission rate and is computed as follows:

$$\frac{\text{Number of admissions during period X number of such periods in a year X 1000}}{\text{Average daily strength during the period}}$$

ADMISSIONS TO HOSPITALS AND CLASS "A" DISPENSARIES
Include all patients admitted to the wards of an Air Force hospital or Class "A" Dispensary whether from duty or by transfer from another medical facility. Excluded are cases treated in quarters, or in a duty status, or in a nonmilitary medical facility.

AVERAGE OCCUPIED BEDS
The average daily number of patients occupying beds in hospitals and Class "A" Dispensaries as of midnight of a given day.

AVERAGE STRENGTH SERVED
Includes not only those U. S. active duty military personnel for whom a base holds sick call, but also those U. S. active duty military personnel reporting elsewhere (Dispensaries) for sick call but attached to the base for in-patient care.

CASUALTY
Any person who is dead (from any cause) or whose services are lost to his unit for 24 hours or more because of involuntary absence (missing), capture, internment, or wounds, or injuries requiring admission to a medical treatment facility. Any person undergoing treatment for wounds or injuries as of 2400 local time, is considered as having been lost to his unit for 24 hours or longer. Mental disorders, psychoneurotic cases, colds and other diseases (not causing death) are not included as casualties. Casualties are divided into "battle" and "nonbattle" categories.

CAUSATIVE AGENT
That instrumentality, factor, or occurrence resulting in death, wound, injury, or missing status.

COMPLETE PHYSICAL EXAMINATIONS
Include only routine physical examinations performed in accordance with USAF directives and recorded on the report of medical examinations (Standard Form 88); physical inspections of food handlers or barbers are not included nor are examinations for personnel reporting sick.

DEATHS
Includes those persons killed outright (or dying before reaching a medical treatment facility); those wounded or injured persons who subsequently died of their wounds or injuries (after being admitted to a medical treatment

MEDICAL ACTIVITY, CASUALTIES, AND PATIENT TRANSPORT (CONTINUED)

DEFINITIONS (CONTINUED)

facility); those persons reported as missing who were either subsequently conclusively determined to have been killed, or who, having been in a missing status for a year or more, were presumed to be no longer living; whether or not these incidents occurred "in action" or under "battle" or "nonbattle" conditions.

FULL TIME EQUIVALENT PERSONNEL
Are total assigned and attached personnel converted into actual full-time strength; for example, 10 individuals employed on a full-time basis and 4 individuals employed on a half-time basis, are considered to be 12 full-time equivalents.

HOSPITALIZATION RATIO
The proportion of strength occupying hospital and Class "A" Dispensary beds on an average day (of the period for which it is computed). It differs from the noneffective ratio in that quarters or Class "B" Dispensary patients are excluded. The ratio is computed per 100 strength as follows:

$$\frac{\text{Number of sick days in hospital and dispensary in the period X 100}}{\text{Average daily strength X number of days in the period}}$$

or:

$$\frac{\text{Daily average number of patients occupying hospital and dispensary beds}}{\text{Average daily strength for the period}}$$

INCIDENCE
A count of diagnostic entites reported, as distinguished from number of patients admitted.

MISSING
Any person is missing who is involuntarily absent or who fails to return from a scheduled flight or mission, who is not known to be dead, AWOL, in a hospital, in confinement, on leave, or in any other absent category.

NONBATTLE CASUALTY
Any dead (including those as a result of disease), or wounded, injured or missing person, not classed as "Battle" casualty are defined herein. All self-inflicted wounds or injuries and injuries due to elements such as frostbite and trenchfoot are considered to be "nonbattle". If there is any doubt as to whether a casualty, occurring under combat mission conditions, was due to "nonbattle" factors, the casualty is classed as "battle" and not as "nonbattle."

NONEFFECTIVENESS
The temporary loss of manpower from duty, in this context for medical reasons.

NONEFFECTIVE RATIO
The proportion of strength not available for duty on an average day (of the period for which it is computed) because of medical reasons whether under treatment in hospital, dispensary, or quarters. The ratio is computed per 100 strength as follows:

$$\frac{\text{Number of sick days in period X 100}}{\text{Average daily strength X number of days in period}}$$

or:

$$\frac{\text{Average daily number of "patients remaining" X100}}{\text{Average daily strength}}$$

OPERATING BEDS
Those medical treatment facility beds which are currently set up and in all respects ready for the care of patients, and which the facility is staffed and equipped to operate. Bassinets and Class "B" Dispensary beds are not included.

OUTPATIENT TREATMENTS
An outpatient who presents himself for medical advise or treatment at a medical facility, is counted as one outpatient treatment each time he reports at any one of the clinic or departments; consequently, more than one treatment may be reported for each visit.

OUTPATIENT VISITS
A visit is counted for each patient (not excused from duty) who on a given day presents himself for either med-

MEDICAL ACTIVITY, CASUALTIES, AND PATIENT TRANSPORT (CONTINUED)

DEFINITIONS (CONTINUED)

ical advice or treatment. On any given day, only one visit is counted regardless of the number of times the patient is seen; when the patient is seen on multiple days, one visit is counted for each day. Patients reporting for prescribed examinations and immunizations are not counted as a visit.

PRINCIPAL DIAGNOSIS
A term used to indicate the sum of sole and primary diagnosis.

SPECIFIED PERIODIC EXAMINATIONS OR TESTS
Are those examinations or tests administered to personnel, military or civilian, exposed to industrial-type hazards.

RETURNS TO MILITARY CONTROL
Persons, previously reported as missing, who have returned to military control from a missing status.

TABLE 230 — SUMMARY — ADMISSION RATES OF USAF PERSONNEL, WORLDWIDE — FY 1952 THROUGH FY 1956

(Data represents admissions from duty, treated at any medical facility, computed monthly as admissions-per-year per 1,000 average strength.)

DIAGNOSTIC CATEGORY BY FISCAL YEAR	FISCAL YEAR	JUL	AUG	SEP	OCT	NOV	DEC	JAN	FEB	MAR	APR	MAY	JUN
ALL CAUSES a/													
1952	341	335	334	330	326	317	296	379	405	402	343	318	297
1953	320	283	293	280	287	288	290	546	370	340	323	293	283
1954	284	277	280	267	283	279	248	314	311	314	306	293	253
1955	276	256	263	256	273	280	247	325	334	302	279	270	243
1956	262	250	250	243	256	250	237	277	294	304	283	253	251
Disease													
1952	300	288	290	287	283	276	257	340	368	364	304	275	255
1953	282	243	253	242	246	250	255	509	333	304	286	254	242
1954	246	235	240	229	243	241	214	279	274	278	269	255	215
1955	241	218	227	221	238	246	216	290	298	269	244	231	206
1956	226	212	215	209	220	215	203	243	257	258	248	215	212
Non-Battle Injury													
1952	41	47	44	43	43	41	39	39	37	38	39	43	42
1953	38	40	40	38	41	38	35	37	37	36	37	39	41
1954	38	42	40	38	40	38	34	35	37	36	37	38	38
1955	35	38	36	35	35	34	31	35	36	33	35	39	37
1956	36	38	35	34	36	35	34	34	37	36	35	38	39

a/ Includes battle casualty admissions from July 1951 through July 1953 not separately shown below.

Source: Biometrics Division, Office of the Surgeon General, Hq USAF

TABLE 231 — SUMMARY — NONEFFECTIVE RATIOS OF USAF PERSONNEL, WORLDWIDE — FY 1952 THROUGH FY 1956

(Data represents percent of Strength not available for duty due to medical reasons, on an average day.)

FISCAL YEAR	FISCAL YEAR	JUL	AUG	SEP	OCT	NOV	DEC	JAN	FEB	MAR	APR	MAY	JUN
1952	1.46	1.45	1.46	1.52	1.49	1.49	1.25	1.59	1.58	1.53	1.43	1.39	1.36
1953	1.28	1.35	1.32	1.30	1.28	1.23	1.12	1.54	1.34	1.28	1.26	1.19	1.17
1954	1.15	1.19	1.18	1.15	1.22	1.15	.98	1.27	1.23	1.18	1.19	1.14	1.02
1955	1.10	1.06	1.09	1.09	1.08	1.03	.92	1.30	1.22	1.17	1.12	1.12	1.04
1956	1.02	1.04	1.01	1.03	1.04	1.01	.85	1.07	1.07	1.09	1.06	.98	.99

Source: Biometrics Division, Office of the Surgeon General, Hq USAF.

TABLE 232 — SUMMARY — HOSPITALIZATION RATIOS OF USAF PERSONNEL, WORLDWIDE — FY 1952 THROUGH FY 1956

(Data represents percent of strength occupying hospital beds, at any medical facility, on an average day.)

FISCAL YEAR	FISCAL YEAR	JUL	AUG	SEP	OCT	NOV	DEC	JAN	FEB	MAR	APR	MAY	JUN
1952	1.24	1.20	1.25	1.25	1.27	1.27	1.17	1.21	1.34	1.31	1.24	1.22	1.15
1953	1.09	1.12	1.12	1.10	1.09	1.09	.96	1.24	1.17	1.13	1.10	1.05	1.00
1954	.95	1.00	.98	.99	1.00	a/.95	a/.81	a/.93	a/1.02	1.00	a/.95	a/.92	a/.85
1955	.87	.82	.84	.85	.87	.87	.78	.86	1.01	.93	.90	.88	.84
1956	.82	.80	.81	.79	.81	.80	.69	.76	.86	.88	.85	.82	.78

a/ Data from July 1951 - October 1953 based on total Air Force strength served for sick call (Source: WD AGO Form 8-122 and DD Form 442); data from November 1953 through June 1956 based on total Air Force Strength (Source: SS-PS-1). The strength served for sick call is approximately five per cent lower than the total Air Force strength.

Source: Biometrics Division, Office of the Surgeon General, Hq USAF.

TABLE 233 – SUMMARY – ADMISSIONS AND NUMBER OF PATIENTS OCCUPYING BEDS IN USAF HOSPITALS AND DISPENSARIES BY TYPE OF BENEFICIARY, BY COMMAND – FY 1952 THROUGH FY 1956

(Table below is a modification of table 242, FY 1955)

Command	NUMBER OF ADMISSIONS				NUMBER OF PATIENTS OCCUPYING BEDS ON AN AVERAGE DAY							
	Total	Active Duty Military		Other a/	Total	Active Duty Military			Dependents		Veterans Administration Beneficiaries	Other b/
		Air Force	Other			Air Force	Army	Navy-Marine	Air Force	Other		
	FISCAL YEAR SUMMARIES											
FY 1952 WORLDWIDE - TOTAL	411,573	234,651	78,221	98,701	10,831	8,140	941	113	1,270	232	19	146
Continental U. S.-Total	328,490	181,892	63,110	83,488	8,560	6,701	411	94	1,119	156	1	78
Overseas - Total	83,083	52,759	15,111	15,213	2,271	1,439	530	19	151	46	18	68
FY 1953 WORLDWIDE - TOTAL	438,188	242,346	62,291	133,551	11,066	8,039	679	126	1,721	284	23	194
Continental U. S. - Total	335,486	178,520	47,748	109,218	8,479	6,326	295	94	1,442	221	3	98
Overseas - Total	102,702	63,826	14,543	24,333	2,587	1,713	384	32	279	63	20	96
FY 1954 WORLDWIDE - TOTAL	426,526	221,457	53,420	151,649	10,477	7,248	593	169	1,915	319	29	204
Continental U. S. - Total	315,343	157,146	38,601	119,596	7,665	5,426	267	87	1,528	238	12	107
Overseas - Total	111,183	64,311	14,819	32,053	2,812	1,822	326	82	387	81	17	97
FY 1955 WORLDWIDE - TOTAL	423,181	221,579	35,731	165,871	10,209	6,894	496	142	2,098	351	23	205
Continental U. S.-Total	322,324	166,070	24,612	131,642	7,736	5,363	234	65	1,691	260	1	122
Overseas - Total	100,857	55,509	11,119	34,229	2,473	1,531	262	77	407	91	22	83

TABLE 233 — SUMMARY — ADMISSIONS AND NUMBER OF PATIENTS OCCUPYING BEDS IN USAF HOSPITAL AND DISPENSARIES BY TYPE OF BENEFICIARY, BY COMMAND — FY 1952 THROUGH FY 1956 (CONTINUED)

(Table below is a modification of Table 242, Fy 1955)

Command	NUMBER OF ADMISSIONS				NUMBER OF PATIENTS OCCUPYING BEDS ON AN AVERAGE DAY							
	Total	Active Duty Military		Other a/	Total	Active Duty Military			Dependents		VA Benef	Other b/
		Air Force	Other			Air Force	Army	Navy-Marine	Air Force	Other		
	FY 1956											
WORLDWIDE - TOTAL	417,796	202,546	29,275	185,975	9,714	6,135	478	106	2,353	373	21	248
CONTINENTAL U. S. - TOTAL	306,559	143,583	18,652	144,324	7,192	4,649	211	64	1,854	265	1	148
Strategic Air Command	81,498	32,372	6,487	42,639	1,406	719	57	22	513	68	-	27
Continental Air Command	5,677	2,886	315	2,476	119	73	6	-	32	5	-	3
Tactical Air Command	18,796	8,503	281	10,012	309	169	4	-	127	7	-	2
Air Defense Command	20,005	12,635	1,135	6,235	336	225	24	3	65	15	-	4
Military Air Transport Service	12,754	5,763	1,765	5,226	201	113	11	4	54	10	-	9
Air Materiel Command	23,522	7,346	2,333	13,843	444	200	25	9	156	39	-	15
Air Research and Development Command	5,034	1,899	291	2,894	92	43	5	1	38	4	-	1
Air Training Command	123,133	65,506	5,836	51,791	3,646	2,649	71	23	736	97	1	69
Headquarters Command, USAF	3,955	1,190	43	2,722	101	62	1	-	30	6	-	2
Air Proving Ground Command	5,142	2,332	87	2,723	188	144	4	-	36	3	-	1
Air University	6,993	3,151	79	3,763	350	252	3	2	67	11	-	15
OVERSEAS - TOTAL	111,237	58,963	10,623	41,651	2,522	1,486	267	42	499	108	20	100
Far East Air Forces	26,573	15,774	2,608	8,191	687	445	57	25	100	26	-	34
U S Air Forces, Europe	53,001	29,876	2,846	20,279	1,181	740	69	12	282	33	-	45
Military Air Transport Service	4,506	2,014	887	1,605	63	33	10	3	11	2	-	4
Northeast Air Command	6,106	3,432	811	1,863	145	90	21	1	23	2	-	8
Alaskan Air Command	13,674	3,456	2,841	7,377	321	96	102	1	56	41	20	5
Strategic Air Command	6,414	4,211	593	1,610	110	79	8	-	20	2	-	1
Joint U S Military Group	963	200	37	726	15	3	-	-	7	2	-	3

Note: Infirmaries redisignated class "A" Dispensaries, 29 Sep 1955

a/ Includes Dependents, Retired, Employees, Allied Military Personnel, VA Beneficiaries, etc.

b/ Includes Allied Military Personnel, Bureau of Employee Compensation beneficiaries, employees, etc.

Source: Personnel Statistics Division, DCS/Comptroller, Hq USAF

TABLE 234 — VOLUME OF SELECTED OUTPATIENT ACTIVITIES BY TYPE OF BENEFICIARY, BY COMMAND — FY 1956

COMMAND	TOTAL	TYPE OF BENEFICIARY							
		Active Duty Military			Dependents		Retired	Vets Adm Benef-iciary	Other a/
		Air Force	Army	Navy-Marine	Air Force	Other			
	SUMMARY								
WORLDWIDE									
TREATMENTS	16,982,462	8,220,839	396,186	52,052	6,732,566	505,774	40,014	373	1,034,658
FLIGHT PHYSICAL EXAMS.	230,676	198,312	4,766	605	-	-	-	-	26,993
OTHER COMPLETE PHYSICAL EXAMS	722,601	520,194	14,167	1,674	13,266	2,506	438	37	170,319
SPEC PERIODIC EXAMS OR TESTS	288,206	106,085	7,042	226	22,484	2,044	290	2	150,025
IMMUNIZATIONS.	5,563,141	3,792,619	84,114	15,238	1,340,827	112,309	1,157	3	236,874
CONTINENTAL U S									
TREATMENTS	11,908,343	5,573,428	118,855	22,208	5,123,673	315,320	37,728	302	716,829
FLIGHT PHYSICAL EXAMS.	196,942	166,805	3,805	195	-	-	-	-	26,137
OTHER COMPLETE PHYSICAL EXAMS	593,622	463,817	10,440	958	7,004	1,268	431	23	109,681
SPEC PERIODIC EXAMS OR TESTS	193,406	63,784	1,966	139	8,518	1,264	298	2	117,435
IMMUNIZATIONS.	4,226,069	3,094,505	39,595	5,721	904,467	76,200	631	3	104,947
OVERSEAS									
TREATMENTS	5,074,119	2,647,411	277,331	29,844	1,608,893	190,454	2,286	71	317,829
FLIGHT PHYSICAL EXAMS.	33,734	31,507	961	410	-	-	-	-	856
OTHER COMPLETE PHYSICAL EXAMS	128,979	56,377	3,727	716	6,262	1,238	7	14	60,638
SPEC PERIODIC EXAMS OR TESTS	94,800	42,301	5,076	87	13,966	780	-	-	32,590
IMMUNIZATIONS.	1,337,072	698,114	44,519	9,517	416,360	36,109	526	-	131,927
	CONTINENTAL U S								
Strategic Air Command									
Treatments	2,577,993	1,107,701	21,683	3,626	1,344,048	76,196	12,942	15	11,782
Flight Physical Exams.	49,256	43,349	742	28	-	-	-	-	5,137
Other Complete Physical Exams	88,416	78,045	2,533	105	550	19	74	-	7,090
Spec Periodic Exams or Tests	16,568	14,354	154	6	185	16	17	-	1,836
Immunizations.	1,207,508	958,379	7,552	685	216,411	18,231	358	-	5,892
Continental Air Command									
Treatments	339,901	161,690	13,312	629	131,414	17,467	1,903	59	13,427
Flight Physical Exams.	8,025	3,198	419	7	-	-	-	-	4,401
Other Complete Physical Exams	43,607	32,381	1,616	11	115	33	95	18	9,338
Spec Periodic Exams or Tests	3,322	2,061	296	2	62	-	-	-	901
Immunizations.	139,719	75,418	6,303	174	31,963	6,289	53	-	19,519
Tactical Air Command									
Treatments	729,682	381,986	5,254	464	328,716	6,115	724	1	6,422
Flight Physical Exams.	12,896	12,660	112	49	-	-	-	-	75
Other Complete Physical Exams	29,554	27,147	530	225	182	2	4	-	1,464
Spec Periodic Exams or Tests	4,201	3,410	42	6	45	-	8	-	690
Immunizations.	314,415	237,142	3,050	1,212	68,099	4,340	18	-	554
Military Air Trans Svc									
Treatments	540,171	262,952	11,588	3,998	219,897	16,238	4,292	-	21,206
Flight Physical Exams.	8,983	8,544	146	3	-	-	-	-	290
Other Complete Physical Exams	18,871	15,722	641	41	65	1	17	-	2,384
Spec Periodic Exams or Tests	2,059	1,198	384	43	22	-	22	-	390
Immunizations.	196,359	114,848	6,280	2,135	59,835	8,063	32	-	5,166
Air Defense Command									
Treatments	1,118,020	658,935	24,308	1,854	387,866	31,695	1,579	107	11,676
Flight Physical Exams.	16,839	12,252	330	11	-	-	-	-	4,246
Other Complete Physical Exams	40,352	33,392	836	159	243	30	30	-	5,662
Spec Periodic Exams or Tests	5,205	3,955	609	6	177	2	4	-	452
Immunizations.	295,471	156,918	5,605	645	114,382	10,473	13	-	7,435

TABLE 234 — VOLUME OF SELECTED OUTPATIENT ACTIVITIES BY TYPE OF BENEFICIARY, BY COMMAND — FY 1956 (CONTINUED)

COMMAND	TOTAL	TYPE OF BENEFICIARY							
		Active Duty Military			Dependents		Retired	Vets adm Benef-iciary	Other a/
		Air Force	Army	Navy Marine	Air Force	Other			
	CONTINENTAL U S (CONTINUED)								
Air Materiel Command									
Treatments	1,108,395	193,589	5,145	1,876	320,860	29,050	4,694	17	533,164
Flight Physical Exams.	15,770	10,699	200	23	-	-	-	-	4,848
Other Complete Physical Exams	86,787	22,129	1,384	96	3,948	1,158	135	-	57,937
Spec Periodic Exams or Tests	130,310	13,790	322	56	7,541	1,239	200	-	107,162
Immunizations.	205,446	86,881	1,253	203	60,655	6,630	71	3	49,750
Air Training Command									
Treatments	4,635,578	2,463,020	28,187	7,877	1,964,565	115,978	8,043	50	47,858
Flight Physical Exams.	74,746	66,888	1,734	47	-	-	-	-	6,077
Other Complete Physical Exams	249,781	228,757	2,246	263	1,009	19	31	5	17,451
Spec Periodic Exams or Tests	26,916	23,218	119	18	209	7	3	-	3,342
Immunizations.	1,662,850	1,338,887	7,032	463	285,705	20,142	61	-	10,560
Air Research and Development Command									
Treatments	262,645	120,706	6,953	919	100,149	8,356	603	7	24,952
Flight Physical Exams.	3,850	3,404	77	15	-	-	-	-	354
Other Complete Physical Exams	15,548	10,061	549	41	178	6	3	-	4,710
Spec Periodic Exams or Tests	2,153	504	23	2	71	-	-	-	1,253
Immunizations.	10,508	46,166	2,190	58	26,227	1,021	12	-	5,134
Air University									
Treatments	257,585	91,960	1,351	458	154,995	3,743	1,553	21	3,504
Flight Physical Exams.	2,408	2,355	41	12	-	-	-	-	-
Other Complete Physical Exams	6,929	5,710	94	17	533	-	1	-	574
Spec Periodic Exams or Tests	775	263	16	-	-	-	-	-	496
Immunizations.	49,857	34,507	291	109	14,721	209	3	-	17
Air Proving Ground									
Treatments	133,200	56,560	274	32	74,934	53	196	3	1,148
Flight Physical Exams.	1,355	1,345	-	-	-	-	-	-	10
Other Complete Physical Exams	6,664	5,089	11	-	181	-	41	-	1,342
Spec Periodic Exams or Tests	899	634	1	-	206	-	44	2	12
Immunizations.	33,755	24,799	1	1	8,939	1	-	-	14
Air Force Finance Division									
Treatments	19,044	711	-	-	-	-	-	-	18,333
Flight Physical Exams.	-	-	-	-	-	-	-	-	-
Other Complete Physical Exams	792	-	-	-	-	-	-	-	792
Spec Periodic Exams or Tests	866	4	-	-	-	-	-	-	862
Immunizations.	346	300	-	-	-	-	-	-	46
Hq Command, USAF									
Treatments	186,129	73,618	800	475	96,229	10,429	1,199	22	3,357
Flight Physical Exams.	2,814	2,111	4	-	-	-	-	-	699
Other Complete Physical Exams	6,321	5,384	-	-	-	-	-	-	937
Spec Periodic Exams or Tests	132	93	-	-	-	-	-	-	39
Immunizations.	39,535	20,260	38	36	17,530	801	10	-	860

TABLE 234 — VOLUME OF SELECTED OUTPATIENT ACTIVITIES BY TYPE OF BENEFICIARY, BY COMMAND — FY 1956 (CONTINUED)

COMMAND	TOTAL	TYPE OF BENEFICIARY							
		Active Duty Military			Dependents		Retired	Vets Adm Beneficiary	Other a/
		Air Force	Army	Navy-Marine	Air Force	Other			
	OVERSEAS								
Far East Air Forces									
Treatments	1,631,061	979,847	121,201	13,694	354,444	60,848	2,048	-	98,979
Flight Physical Exams.	11,679	10,914	303	347	-	-	-	-	115
Other Complete Physical Exams.	44,550	14,817	888	299	2,011	525	5	-	26,005
Spec Periodic Exams or Tests	5,263	2,251	50	19	40	-	-	-	2,903
Immunizations.	375,555	212,727	23,545	7,339	78,050	9,928	491	-	43,475
U S Air Forces, Europe									
Treatments	2,159,709	1,085,627	54,880	3,697	806,437	46,481	139	-	162,448
Flight Physical Exams.	12,062	11,175	296	10	-	-	-	-	581
Other Complete Physical Exams.	49,540	22,959	821	151	2,383	34	-	9	23,183
Spec Periodic Exams or Tests	75,438	35,387	4,459	24	8,003	368	-	-	27,197
Immunizations.	656,693	335,727	9,413	814	225,620	15,264	23	-	69,832
Military Air Transport Service									
Treatments	197,457	97,899	10,110	9,708	59,198	7,277	9	9	13,247
Flight Physical Exams.	1,098	1,049	1	44	-	-	-	-	4
Other Complete Physical Exams.	3,119	1,980	15	87	246	1	-	5	785
Spec Periodic Exams or Tests	888	290	26	44	86	-	-	-	442
Immunizations.	33,381	13,688	660	1,060	14,717	1,065	-	-	2,191
Northeast Air Command									
Treatments	179,606	87,837	20,886	161	53,349	6,601	1	-	10,771
Flight Physical Exams.	1,815	1,792	23	-	-	-	-	-	-
Other Complete Physical Exams.	8,606	3,098	1,464	1	349	21	-	-	3,673
Spec Periodic Exams or Tests	1,302	689	76	-	6	-	-	-	531
Immunizations.	31,666	14,804	2,705	-	12,157	1,359	-	-	641
Alaskan Air Command									
Treatments	421,930	137,993	46,876	291	177,088	54,399	67	62	5,154
Flight Physical Exams.	3,325	2,961	290	8	-	-	-	-	66
Other Complete Physical Exams.	11,221	6,682	287	92	919	648	2	-	2,591
Spec Periodic Exams or Tests	6,668	427	212	-	5,434	307	-	-	288
Immunizations.	82,401	27,269	1,915	4	40,283	4,607	12	-	8,311
Caribbean Air Command									
Treatments	32,874	12,415	76	1	16,994	5	7	-	3,376
Flight Physical Exams.	477	423	40	-	-	-	-	-	14
Other Complete Physical Exams.	552	523	1	1	-	-	-	-	27
Spec Periodic Exams or Tests	4	-	-	-	-	-	-	-	4
Immunizations.	9,039	2,822	4	-	5,817	-	-	-	396
Strategic Air Command									
Treatments	418,212	240,292	22,806	1,674	124,562	10,618	15	-	18,245
Flight Physical Exams.	3,146	3,064	5	1	-	-	-	-	76
Other Complete Physical Exams.	10,581	6,202	226	3	354	9	-	-	3,787
Spec Periodic Exams or Tests	5,216	3,257	253	-	397	105	-	-	1,204
Immunizations.	144,436	90,355	6,161	132	38,005	3,492	-	-	6,291
Joint U S Military Group									
Treatments	33,270	5,501	496	618	16,821	4,225	-	-	5,609
Flight Physical Exams.	132	129	3	-	-	-	-	-	-
Other Complete Physical Exams.	810	116	25	82	-	-	-	-	587
Spec Periodic Exams or Tests	21	-	-	-	-	-	-	-	21
Immunizations.	3,901	722	116	168	1,711	394	-	-	790

a/ Includes short tour active duty military, Allied military personnel, Coast Guard, USPHS, Other US Employees, etc

Source: Personnel Statistics Division, Directorate of Statistical Services, DCS/Comptroller.

TABLE 235 — SUMMARY — STAFFING RATIOS OF USAF HOSPITALS AND DISPENSARIES, CONTINENTAL US — FY 1952 THROUGH FY 1956

(Table below is a modification of Table 244, FY 1955)

TYPE OF FACILITY BY MONTH	WORK UNITS				PERSONNEL a/											
					Currently Authorized		TOTAL			Full Time Equivalents Assigned To						
										Inpatient Service			Dispensary and Clinic (Outpatient) Service		Other Services	
	Average Strength Served	Operating Beds	Average Beds Occupied	Daily Work Load b/	Number	Per 1,000 Strength Served	Number	Per 1,000 Strength Served	Per Cent of Authorization	Number	Per 100 Operating Beds	Per 100 Occupied Beds	Number	Daily Work Load Per Full Time Equivalents	Number	Per Cent of Total Full Time Equivalents
	FISCAL YEAR SUMMARIES															
FY 1952																
Hospitals	539,061	12,873	8,518	19,165	20,810	39	21,450.3	40	103	14,436.9	112	169	4,737.0	4.0	2,276.4	11
Infirmaries	52,614	465	200	1,783	1,666	32	1,614.3	31	97	672.7	144	336	706.5	2.5	235.2	15
FY 1953																
Hospitals	538,515	12,987	8,257	21,790	23,733	44	24,455.9	45	103	15,890.7	122	192	5,578.8	3.9	2,986.4	12
Infirmaries	63,812	582	246	2,300	2,442	38	2,148.8	34	88	809.2	139	329	954.8	2.4	384.8	18
FY 1954																
Hospitals	503,709	11,663	7,236	25,136	23,435	63	22,519.4	45	71	12,065.0	103	182	6,571.5	3.8	3,882.8	18
Infirmaries	72,731	568	295	2,273	2,399	33	2,107.6	29	88	680.8	120	231	933.4	2.5	493.2	23
FY 1955																
Hospitals	540,132	10,468	7,406	26,432	23,155	43	22,763.2	42	98	11,802.3	113	159	6,675.9	4.0	4,285.0	19
Infirmaries	90,614	620	364	3,181	2,838	31	2,692.5	30	95	780.0	126	214	1,181.6	2.7	730.9	27

TABLE 235 — SUMMARY — STAFFING RATIOS OF USAF HOSPITALS AND DISPENSARIES, CONTINENTAL US — FY 1952 THROUGH FY 1956 (CONTINUED)

(Table below is a modification of Table 244, FY 1955)

TYPE OF FACILITY BY MONTH	WORK UNITS				PERSONNEL a/											
					Currently Authorized		Total			Full Time Equivalents Assigned To						
										Inpatient Service			Dispensary and Clinic (Outpatient) Service		Other Services	
	Average Strength Served	Operating Beds	Average Beds Occupied	Daily Work Load b/	Number	Per 1,000 Strength Served	Number	Per 1,000 Strength Served	Per Cent of Authorization	Number	Per 100 Operating Beds	Per 100 Occupied Beds	Number	Daily Work Load Per Full Time Equivalents	Number	Per Cent of Total Full Time Equivalents
	HOSPITALS															
FY AVERAGE	543,199	10,458	7,004	29,184	22,715	42	21,919.3	40	97	11,143.1	107	162	6,824.0	4.3	3,952.2	18
July (1955) c/	540,967	10,424	7,136	28,065												
August c/	541,332	10,494	7,328	27,143												
September	541,224	10,444	7,140	28,736	22,224	41	22,003.7	41	99	11,275.9	108	158	6,823.7	4.2	3,904.1	18
October c/	560,930	10,644	7,202	31,055												
November	560,387	10,739	7,176	27,775	22,897	41	22,354.5	40	98	11,454.2	107	160	6,885.2	4.0	4,015.1	18
December	541,367	10,829	6,080	27,999	22,854	42	22,177.1	41	97	11,360.6	105	187	6,883.5	4.1	3,933.0	18
January (1956)	566,117	10,829	6,583	31,138	22,863	40	22,210.7	39	97	11,307.4	104	172	6,862.5	4.5	4,040.8	18
February	549,855	10,859	7,455	29,946	23,077	42	21,814.1	40	95	11,099.5	102	149	6,707.6	4.5	4,007.0	18
March	543,715	10,714	7,528	32,587	22,854	42	21,658.0	40	95	10,995.9	103	146	6,759.7	4.8	3,902.4	18
April	530,262	9,959	7,082	30,826	22,160	42	21,535.1	41	97	10,866.7	109	153	6,735.2	4.6	3,933.2	18
May	520,877	10,006	6,788	27,270	22,801	44	21,844.2	42	96	11,033.7	110	163	6,882.3	4.0	3,928.2	18
June	521,354	9,554	6,544	27,662	22,708	44	21,676.8	42	95	10,894.4	114	166	6,876.1	4.0	3,906.3	18
	CLASS "A" DISPENSARIES d/															
FY AVERAGE	72,888	432	214	2,942	2,156	30	1,851.5	25	86	447.1	109	231	960.7	3.0	443.7	30
July (1955) c/	88,941	601	351	3,595												
August c/	83,215	531	270	3,526												
September	84,799	531	267	3,715	2,632	31	2,306.2	27	88	591.9	111	222	1,180.7	3.1	533.6	43
October c/	63,019	372	190	2,459												
November	63,650	367	167	2,425	1,958	31	1,582.8	25	81	359.4	98	215	857.2	2.8	366.2	43
December	61,277	373	149	2,485	1,981	32	1,626.2	27	82	382.2	98	257	825.9	3.0	418.1	39
January (1956)	64,659	408	206	2,852	2,096	32	1,822.7	28	87	455.2	112	221	930.4	3.1	437.1	24
February	68,904	388	203	2,710	2,078	30	1,755.1	25	84	430.0	111	212	917.9	3.0	407.2	23
March	71,517	388	209	2,983	2,241	31	1,917.0	27	86	415.5	107	199	1,024.7	2.9	476.8	25
April	73,568	404	187	3,006	2,140	29	1,782.3	24	83	420.3	104	225	932.9	3.2	429.1	24
May	73,968	399	198	2,676	2,184	30	1,834.6	25	84	443.5	111	224	960.7	2.8	430.4	23
June	77,136	419	171	2,871	2,093	27	2,036.3	26	97	525.1	125	307	1,016.2	2.8	495.0	24

a/ Excludes Dental Personnel
b/ Includes Outpatient Treatments and complete physical examinations.
c/ Data not available.

d/ Infirmaries redesignated as Class "A" Dispensaries, 29 September 1955

Source: Personnel Statistics Division, Directorate of Statistical Services, DCS/Comptroller

TABLE 236 — SUMMARY — NON-BATTLE DEATHS OF USAF OFFICERS BY AERONAUTICAL RATING, BY GRADE IN WHICH SERVING AT TIME OF DEATH — LAST HALF FY 1952 THROUGH FY 1956

(Table below is a modification of table 245, FY 1955 "USAF Statistical Digest" Table excludes SCARWAF)

DATE	TOTAL	PILOT							TOTAL	OBSERVER						
		General	Colonel	Lieutenant Colonel	Major	Captain	First Lieutenant	Second Lieutenant		General	Colonel	Lieutenant Colonel	Major	Captain	First Lieutenant	Second Lieutenant
	FISCAL YEAR SUMMARIES															
LAST HALF FY 1952 - TOTAL	228	2	6	7	19	78	77	39	77	-	-	-	6	25	24	22
FY 1953 - TOTAL	482	1	4	16	44	140	168	109	137	-	-	1	13	38	45	60
FY 1954 - TOTAL	417	1	12	11	36	99	130	128	91	-	1	-	7	23	25	35
FY 1955 - TOTAL	430	-	10	17	40	100	150	104	94	1	-	3	13	27	36	21
	FISCAL YEAR 1956															
TOTAL	386	3	9	11	44	118	161	80	101	1	1	1	8	29	33	28
July (1955)	39	1	-	1	4	11	13	9	8	-	-	-	-	3	2	3
August	36	-	3	1	2	8	15	7	7	-	-	-	-	1	3	3
September	42	1	-	2	5	9	15	10	11	-	-	-	2	1	4	4
October	28	-	1	1	-	10	9	7	7	-	-	-	1	2	1	3
November	36	-	1	-	4	16	10	5	12	-	-	-	-	8	3	1
December	30	-	-	-	1	14	7	8	11	-	1	-	3	2	2	3
January (1956)	33	-	1	-	2	10	12	8	3	-	-	-	1	-	1	1
February	46	-	2	3	7	10	17	7	14	1	-	1	1	6	2	3
March	40	-	-	2	6	9	18	5	11	-	-	-	-	1	6	4
April	33	1	-	-	4	9	13	6	7	-	-	-	-	2	3	2
May	29	-	-	1	3	6	16	3	5	-	-	-	-	2	3	-
June	34	-	1	-	6	6	16	5	5	-	-	-	-	1	3	1

Source: Personnel Statistics Division, Directorate of Statistical Services, DCS/Comptroller

TABLE 237 — SUMMARY — NON-BATTLE AIRCRAFT DEATHS OF USAF AIRMEN, AIRCREW AND NON-AIRCREW — LAST HALF FY 1952 THROUGH FY 1956

(Table below is a modification of Table 246, "USAF Statistical Digest" Table excludes SCARWAF)

DATE	TOTAL	CREW POSITION							NON-AIRCREW	
		Photographer	Rader Operator	Radio Operator	Gunner	Engineer	Steward	Medical Specialist	Passenger	Student
	FISCAL YEAR SUMMARIES									
LAST HALF FY 1952 - TOTAL	165	-	4	25	59	34	-	1	29	13
FY 1953 - TOTAL	502	2	5	40	63	65	5	2	272	48
FY 1954 - TOTAL	178	2	7	17	25	41	-	5	59	22
FY 1955 - TOTAL	169	1	8	14	25	34	-	2	60	25
	FISCAL YEAR 1956									
TOTAL	127	-	8	10	19	39	2	-	46	3
July (1955)	4	-	1	1	-	1	-	-	1	-
August	7	-	2	-	1	4	-	-	-	-
September	22	-	4	2	2	5	-	-	9	-
October	20	-	-	-	-	-	1	-	19	-
November	27	-	-	4	15	4	1	-	3	-
December	5	-	-	1	1	3	-	-	-	-
January (1956)	4	-	-	-	-	2	-	-	2	-
February	8	-	-	1	-	5	-	-	1	1
March	18	-	-	1	-	9	-	-	8	-
April	8	-	-	-	-	6	-	-	1	1
May	3	-	1	-	-	-	-	-	2	-
June	1	-	-	-	-	-	-	-	-	1

Source: Personnel Statistics Division, Directorate of Statistical Services, DCS/Comptroller

TABLE 238– SUMMARY– NON–BATTLE DEATHS OF USAF OFFICERS AND AIRMEN BY GRADE IN WHICH SERVING AT TIME OF DEATH – LAST HALF FY 1952 THROUGH FY 1956

(Table below is a modification of Table 247, FY 1955 "USAF Statistical Digest" Table excludes SCARWAF)

DATE	TOTAL	OFFICER								TOTAL	AIRMAN							
		General	Colonel	Lieutenant Colonel	Major	Captain	First Lieutenant	Second Lieutenant	Warrant Officer		Master Sergeant	Technical Sergeant	Staff Sergeant	Airman First Class	Airman Second Class	Airman Third Class	Airman Basic	Aviation Cadets
	FISCAL YEAR SUMMARIES																	
LAST HALF FY 1952 - TOTAL	357	2	10	12	40	115	109	67	2	714	49	72	116	122	137	160	44	14
FY 1953 - TOTAL	741	2	14	26	83	200	235	174	7	1,678	115	116	255	327	371	353	89	52
FY 1954 - TOTAL	599	1	15	19	65	140	173	181	5	1,300	99	109	219	228	295	263	58	29
FY 1955 - TOTAL	622	1	14	38	65	149	198	147	10	1,319	103	126	213	252	316	223	62	24
	FISCAL YEAR 1956																	
TOTAL	623	4	13	23	69	163	206	139	6	1,371	112	119	242	241	348	229	73	7
July (1955)	54	1	-	1	6	15	17	14	1	119	11	8	15	29	29	23	4	-
August	53	-	4	1	5	10	19	12	2	130	8	11	16	25	40	20	9	1
September	61	1	-	3	7	10	20	19	1	107	7	8	15	22	36	18	1	-
October	39	-	1	1	1	14	12	10	-	134	6	6	23	15	36	21	26	1
November	56	-	1	1	5	26	14	9	-	133	14	14	28	17	33	20	7	-
December	51	-	1	1	8	19	9	12	1	131	10	16	22	23	28	30	2	-
January (1956)	40	-	1	-	3	10	15	11	-	93	9	10	21	16	17	19	-	1
February	68	1	2	4	8	17	20	16	-	87	9	10	20	14	21	9	3	1
March	58	-	-	5	8	10	24	10	1	118	14	5	26	26	26	17	4	-
April	49	1	1	3	6	11	16	11	-	101	5	10	23	21	20	17	4	1
May	46	-	1	2	6	11	20	6	-	110	8	11	18	18	29	20	6	-
June	48	-	1	1	7	10	20	9	-	108	11	10	15	15	33	15	7	2

Source: Personnel Statistics Division, Directorate of Statistical Services, DCS/Comptroller.

TABLE 239 — SUMMARY — NON-BATTLE DEATHS OF USAF OFFICERS BY AGE GROUP, BY GRADE IN WHICH SERVING AT TIME OF DEATH — LAST HALF FY 1952 THROUGH FY 1956

(Table below is a modification of table 248 FY 1955 "USAF Statistical Digest". Table below excludes SCARWAF. Casualties by grade may be obtained from prior publications)

GRADE	TOTAL	AGE GROUP							
		20 Through 24	25 Through 29	30 Through 34	35 Through 39	40 Through 44	45 Through 49	50 Through 54	55 and Older
	FISCAL YEAR SUMMARIES								
LAST HALF FY 1952 - TOTAL	357	33	112	140	48	11	8	4	1
FY 1953 - TOTAL	741	81	232	269	104	26	17	9	3
FY 1954 - TOTAL	599	205	131	160	66	16	15	3	3
FY 1955 - TOTAL	622	179	176	129	90	17	26	3	2
	FISCAL YEAR 1956								
TOTAL	623	205	143	115	107	19	21	9	4
FIRST HALF FY 1956 - TOTAL	314	95	71	64	56	12	9	5	2
General	2	-	-	-	-	1	-	1	-
Colonel	7	-	-	-	2	1	3	1	-
Lieutenant Colonel	8	-	-	3	3	-	1	-	1
Major	31	-	-	5	19	3	2	2	-
Captain	94	-	12	46	29	3	2	1	1
First Lieutenant	91	29	49	10	2	1	-	-	-
Second Lieutenant	76	66	10	-	-	-	-	-	-
Warrant Officer	5	-	-	-	1	3	1	-	-
LAST HALF FY 1956 - TOTAL	309	110	72	51	51	7	12	4	2
General	2	-	-	-	-	-	1	-	1
Colonel	6	-	-	1	3	-	2	-	-
Lieutenant Colonel	15	-	-	-	5	2	5	3	-
Major	38	-	1	11	18	2	4	1	1
Captain	69	-	12	32	23	2	-	-	-
First Lieutenant	115	54	52	7	2	-	-	-	-
Second Lieutenant	63	56	7	-	-	-	-	-	-
Warrant Officer	1	-	-	-	-	1	-	-	-

Source: Personnel Statistics Division, Directorate of Statistical Services, DCS/Comptroller.

TABLE 240 — SUMMARY — NON-BATTLE DEATHS OF AIRMEN BY AGE GROUP, BY GRADE IN WHICH SERVING AT TIME OF DEATH — LAST HALF FY 1952 THROUGH FY 1956

(Table below is a modification of table 249 FY 1955 "USAF Statistical Digest" table below excludes SCARWAF. Casualties by grades may be obtained from prior publications)

GRADE	TOTAL	AGE GROUP								
		17 Through 19	20 Through 24	25 Through 29	30 Through 34	35 Through 39	40 Through 44	45 Through 49	50 Through 54	55 and Older
	FISCAL YEAR SUMMARIES									
LAST HALF FY 1952 - TOTAL	714	15	440	103	85	38	21	8	2	2
FY 1953 - TOTAL	1,678	164	982	222	132	94	46	22	10	6
FY 1954 - TOTAL	1,300	50	783	150	125	98	49	22	15	8
FY 1955 - TOTAL	1,319	129	705	171	120	113	52	20	4	5
	FISCAL YEAR 1956									
TOTAL.	1,371	265	559	204	126	114	61	27	13	2
FIRST HALF FY 1956 - TOTAL	754	137	326	116	56	62	35	13	7	2
Master Sergeant	56	-	-	2	12	22	12	3	4	1
Technical Sergeant. . .	63	-	1	11	19	16	8	7	1	-
Staff Sergeant.	119	-	33	43	14	13	10	3	2	1
Airman First Class. . .	131	-	93	25	4	5	4	-	-	-
Airman Second Class . .	202	36	131	27	4	3	1	-	-	-
Airman Third Class. . .	132	73	48	8	2	1	-	-	-	-
Airman Basic.	49	28	18	-	1	2	-	-	-	-
Aviation Cadet.	2	-	2	-	-	-	-	-	-	-
LAST HALF FY 1956 - TOTAL	617	128	233	88	70	52	26	14	6	-
Master Sergeant	56	-	-	1	21	14	9	8	3	-
Technical Sergeant. . .	56	-	3	11	13	19	4	3	3	-
Staff Sergeant.	123	-	26	45	25	15	10	2	-	-
Airman First Class. . .	110	3	74	19	9	1	3	1	-	-
Airman Second Class . .	146	54	79	9	1	3	-	-	-	-
Airman Third Class. . .	97	55	40	2	-	-	-	-	-	-
Airman Basic.	24	16	7	-	1	-	-	-	-	-
Aviation Cadet.	5	-	4	1	-	-	-	-	-	-

Source: Personnel Statistics Division, Directorate of Statistical Services, DCS/Comptroller

434177 O - 57 - 32

TABLE 241 — NON-BATTLE DEATHS OF USAF OFFICERS BY AGE GROUP, BY CAUSATIVE AGENT — FY 1956

(Non-Battle Deaths by causative agents may be found in prior "USAF Statistical Digests from FY 1952 to present date. Table below excludes SCARWAF)

CAUSATIVE AGENT	TOTAL	AGE GROUP							
		20 Through 24	25 Through 29	30 Through 34	35 Through 39	40 Through 44	45 Through 49	50 Through 54	55 and Older
FY 1956 - TOTAL	623	205	143	116	106	19	21	9	4*
FIRST HALF FY 1956 - TOTAL	313	95	71	64	56	12	9	5	2
Aircraft Accident	232	75	62	50	40	4	1	-	-
Vehicle Accident	21	12	4	2	2	-	1	-	-
Disease	42	5	2	8	10	5	6	4	2
Other	19	3	3	4	4	3	1	1	-
LAST HALF FY 1956 - TOTAL	309	110	72	52	50	7	12	4	2
Aircraft Accident	242	94	67	44	34	-	2	1	-
Vehicle Accident	18	9	4	2	2	1	-	-	-
Disease	32	1	-	2	10	4	10	3	2
Other	17	6	1	4	4	2	-	-	-

Source: Personnel Statistics Division, Directorate of Statistical Services, DCS/Comptroller.

TABLE 242 — NON-BATTLE DEATHS OF AIRMEN BY AGE GROUP, BY CAUSATIVE AGENT — FY 1956

(Non-Battle Deaths by Causative agents may be found in prior USAF Statistical Digest for FY 1955 to present date. Table below excludes SCARWAF.

CAUSATIVE AGENT	TOTAL	AGE GROUP								
		17 Through 19	20 Through 24	25 Through 29	30 Through 34	35 Through 39	40 Through 44	45 Through 49	50 Through 54	55 and Older
FY 1956 - TOTAL	1,371	266	556	204	126	114	63	27	13	2
FIRST HALF FY 1956 - TOTAL	754	138	323	116	56	62	37	13	7	2
Aircraft Accident	112	22	53	22	9	5	1	-	-	-
Vehicle Accident	344	75	184	49	19	8	7	2	-	-
Disease	133	12	25	18	13	28	19	10	7	1
Other	165	29	61	27	15	21	10	1	-	1
LAST HALF FY 1956 - TOTAL	617	128	233	88	70	52	26	14	6	-
Aircraft Accident	66	10	28	7	12	6	2	1	-	-
Vehicle Accident	283	74	132	42	22	7	3	2	1	-
Disease	118	12	22	17	20	19	15	10	3	-
Other	150	32	51	22	16	20	6	1	2	-

Source: Personnel Statistics Division, Directorate of Statistical Services, DCS/Comptroller

TABLE 243 — SUMMARY — PATIENT AEROMEDICAL EVACUATION — FY 1952 THROUGH FY 1956

(Table below is a modification of table 253 FY 1955 "USAF Statistical Digest" as it shows summaries for prior Fiscal Years)

DATE	PATIENT MOVEMENTS			AVERAGE MILES PER PATIENT FLOWN	NAUTICAL PATIENT MILES FLOWN		
	Total	Continental US	Overseas		Total	Continental US	Overseas
	FISCAL YEAR SUMMARIES						
FY 1952 - TOTAL	118,725	77,863	40,862	1,346	160,793,410	57,748,995	103,044,415
FY 1953 - TOTAL	102,988	67,634	35,351	1,444	147,907,868	50,883,273	97,024,595
FY 1954 - TOTAL	82,791	57,416	25,375	1,351	111,873,250	40,739,950	71,133,300
FY 1955 - TOTAL	62,268	45,272	16,996	1,314	81,849,945	29,990,691	51,949,254
	FISCAL YEAR 1956						
TOTAL	53,739	40,616	13,123	1,253	67,320,346	28,209,755	39,110,591
July (1955)	4,326	3,299	1,027	1,222	5,285,316	2,329,168	2,956,148
August	4,204	3,130	1,074	1,281	5,383,935	2,111,377	3,272,558
September	4,560	3,386	1,174	1,284	5,853,343	2,290,759	3,562,584
October	4,155	3,250	905	1,181	4,907,190	2,189,909	2,717,281
November	5,143	4,086	1,057	1,156	5,944,079	3,282,797	2,661,282
December	4,915	3,893	1,022	1,210	5,947,293	2,631,091	3,316,202
January (1956)	3,990	2,884	1,106	1,321	5,271,110	1,962,563	3,308,547
February	4,178	3,154	1,024	1,277	5,336,939	2,275,769	3,061,170
March	4,783	3,572	1,211	1,253	5,994,760	2,474,451	3,520,309
April	4,356	3,189	1,167	1,299	5,659,181	2,147,113	3,512,068
May	4,472	3,379	1,093	1,257	5,622,721	2,268,792	3,353,929
June	4,657	3,394	1,263	1,313	6,114,479	2,245,966	3,868,513

Source: Statistical Services Division, DCS/Comptroller, Military Air Transport Service

TABLE 244 — SUMMARY — AEROMEDICAL EVACUATION OF PATIENTS THROUGH US PORTS— FY 1952 THROUGH FY 1956

(Table below is a modification of Table 254, FY 1955)

DATE	ANDREWS	BROOKLEY	CHARLESTON	MCCHORD	MCGUIRE	TRAVIS	WESTOVER a/
	FISCAL YEAR SUMMARIES						
FY 1952 - TOTAL . . .	-	476	-	345	-	18,398	4,002
FY 1953 - TOTAL . . .	-	378	-	817	-	14,306	4,961
FY 1954 - TOTAL . . .	-	294	-	534	-	8,944	4,885
FY 1955 - TOTAL . . .	-	263	-	386	1,054	5,974	3,317
	FISCAL YEAR 1956						
TOTAL.	150	222	150	182	3,909	4,538	-
July (1955)	-	33	-	23	300	383	-
August.	-	17	-	26	367	321	-
September	-	22	-	23	389	454	-
October	-	32	-	34	272	300	-
November.	-	24	-	39	313	324	-
December.	-	13	-	2	341	378	-
January (1956). . . .	-	17	-	6	304	419	-
February.	-	32	-	10	296	349	-
March	11	-	35	16	354	393	-
April	34	17	60	3	237	413	-
May	69	5	34	-	339	330	-
June.	1	10	21	-	397	474	-

a/ Units assigned to Westover AFB transferred to McChord AFB, 1 April 1955

Source: Statistical Services Division, DCS/Comptroller, Military Air Transport Service.

TABLE 245 — USAF DENTAL HEALTH ACTIVITIES AT USAF INSTALLATIONS, WORLDWIDE — FY 1956

Class I - No dental defects
Class II - Minor caries or other deficiencies
Class III - Extensive caries or other extensive dental diseases
Class IV - Insufficient teeth (require prosthesis)
Class V - Emergency

MONTH	DENTAL OFFICERS AND CIVILIAN DENTISTS a/	USAF MILITARY PERSONNEL DENTALLY CLASSIFIED										TOTAL DENTAL SITTINGS	TOTAL FILLINGS (RESTORATIONS)	TOTAL DENTURES
		Total	Class I		Class II		Class III		Class IV		Class V			
			Number	Per Cent Of Total	Number	Per Cent Of Total	Number	Per Cent Of Total	Number	Per Cent Of Total	Number	Per Cent Of Total		
July (1955)	1,655	844,702	358,079	42.4	248,811	29.5	217,937	25.8	19,595	2.3	280	.0	651,478	169,508	8,243
August	1,798	847,322	350,550	41.4	260,550	30.8	216,433	25.5	19,492	2.3	297	.0	739,478	211,395	9,471
September	1,826	827,122	341,400	41.3	248,833	30.1	214,088	25.9	22,491	2.7	310	.0	735,381	258,545	8,258
October	1,880	821,483	338,350	41.2	247,191	30.1	215,675	26.3	20,019	2.4	248	.0	743,172	262,729	8,351
November	1,944	786,919	340,368	43.3	211,514	26.9	215,029	27.3	19,688	2.5	320	.0	758,114	284,698	9,449
December	1,976	812,899	336,642	41.4	245,148	30.2	210,721	25.9	20,039	2.5	349	.0	629,075	248,277	9,072
January (1956)	1,998	823,924	336,577	40.9	251,993	30.6	215,173	26.1	19,992	2.4	189	.0	835,545	297,927	9,765
February	2,007	826,723	340,692	41.2	250,206	30.3	215,887	26.1	19,798	2.4	140	.0	828,156	297,183	10,017
March	1,990	822,085	339,838	41.3	250,634	30.5	211,758	25.8	19,759	2.4	96	.0	906,812	332,863	10,994
April	1,972	816,140	342,414	42.0	245,536	30.1	208,767	25.5	19,304	2.4	119	.0	807,906	298,948	10,409
May	1,968	802,807	337,041	42.0	241,388	30.1	205,243	25.5	19,041	2.4	94	.0	822,913	311,802	10,991
June	1,936	808,570	342,422	42.3	242,185	30.0	204,790	25.3	19,079	2.4	94	.0	767,418	264,604	10,711

a/ Includes only those rendering dental service at Air Force Installations.

Source: Assistant for Dental Service, Office of the Surgeon General, Hq USAF.

TABLE 246 — USAF VETERINARY ANIMAL ORIGIN FOOD INSPECTION SERVICE INCIDENT TO PROCUREMENT — FY 1956

(In inspecting all foods of animal origin for the US Air Force, the Veterinary Service conducts the following classes of inspection:

Class 1 Ante-mortem

Class 2 Post-mortem

Class 3 Prior to Purchase

Class 4 On Delivery at Purchase

Class 5 Any Receipt Except Purchase

Class 6 Prior to Shipment

Class 7 At time of Issue

Class 8 Purchase by Air Forces Exchange

Class 9 In Storage

This table reflects the pounds of foods of animal origin inspected by the Veterinary Service incident to procurement. 1 July 1955 through 30 June 1956. These inspections represent an estimated savings of $1,381,337.95 for the fiscal year 1956. However, food inspection must not be evaluated merely in terms of economy but more especially in terms of health of the Air Force.)

FOOD INSPECTED (ANIMAL ORIGIN)	FISCAL YEAR 1956				
	Total	First Quarter	Second Quarter	Third Quarter	Fourth Quarter
	WORLDWIDE				
CLASSES 3, 4, and 8					
Accepted - Total	677,578,631	174,364,589	165,334,912	170,009,834	167,869,296
Rejected - Total	6,911,970	1,905,007	1,287,562	1,669,443	2,049,958
Not Type, Class, or Grade	5,927,563	1,635,394	1,082,228	1,447,355	1,762,586
Insanitary or Unsound	984,407	269,613	205,334	222,088	287,372
CLASS 3					
Accepted - Total	63,084,501	20,993,753	12,670,367	14,580,242	14,840,139
Rejected - Total	5,915,775	1,601,967	1,032,610	1,472,106	1,809,092
Not Type, Class, or Grade	5,557,935	1,518,428	963,951	1,387,119	1,688,437
Insanitary or Unsound	357,840	83,539	68,659	84,987	120,655
CLASS 4					
Accepted - Total	514,943,688	126,536,130	128,457,829	131,735,832	128,213,897
Rejected - Total	792,693	231,132	214,630	157,310	189,621
Not Type, Class, or Grade	303,172	89,680	110,459	51,091	51,942
Insanitary or Unsound	489,521	141,452	104,171	106,219	137,679
CLASS 8					
Accepted - Total	99,550,442	26,834,706	24,206,716	23,693,760	24,815,260
Rejected - Total	203,502	71,908	40,322	40,027	51,245
Not Type, Class or Grade	66,456	27,286	7,818	9,145	22,207
Insanitary or Unsound	137,046	44,622	32,504	30,882	29,038

TABLE 246 — USAF VETERINARY ANIMAL ORIGIN FOOD INSPECTION SERVICE INCIDENT TO PROCUREMENT — FY 1956 (CONTINUED)

FOOD INSPECTED (ANIMAL ORIGIN)	FISCAL YEAR 1956				
	Total	First Quarter	Second Quarter	Third Quarter	Fourth Quarter
	CONTINENTAL U S				
CLASSES 3, 4, and 8					
Accepted - Total	515,175,145	133,885,029	123,192,080	130,099,557	127,998,479
Rejected - Total	5,924,692	1,605,330	1,045,522	1,334,948	1,938,892
Not Type, Class, or Grade	5,247,979	1,458,755	912,045	1,178,772	1,698,407
Insanitary or Unsound	676,713	146,575	133,477	156,176	240,485
CLASS 3					
Accepted - Total	41,789,613	15,136,575	6,667,651	9,438,595	10,546,792
Rejected - Total	5,304,879	1,419,560	879,320	1,231,404	1,774,595
Not Type, Class, or Grade	4,993,440	1,371,961	820,581	1,146,958	1,653,940
Insanitary or Unsound	311,439	47,599	58,739	84,446	120,655
CLASS 4					
Accepted - Total	419,837,227	103,313,534	103,666,973	108,632,423	104,224,297
Rejected - Total	536,177	163,553	149,609	85,532	137,483
Not Type, Class, or Grade	228,301	78,234	85,953	27,447	36,667
Insanitary or Unsound	307,876	85,319	63,656	60,085	98,816
CLASS 8					
Accepted - Total	53,548,305	15,434,920	12,857,456	12,028,539	13,227,390
Rejected - Total	83,636	22,217	16,593	18,012	26,814
Not Type, Class, or Grade	26,238	8,560	5,511	6,367	5,800
Insanitary or Unsound	57,398	13,657	11,082	11,645	21,014
	OVERSEAS				
CLASSES 3, 4, and 8					
Accepted - Total	162,403,486	40,479,560	42,142,832	39,910,277	39,870,817
Rejected - Total	987,278	299,677	242,040	334,495	111,066
Not Type, Class, or Grade	679,584	176,639	170,163	268,583	64,179
Insanitary or Unsound	307,694	123,038	71,857	65,912	46,887
CLASS 3					
Accepted - Total	21,294,888	5,857,178	6,002,716	5,141,647	4,293,347
Rejected - Total	610,896	182,407	153,290	240,702	34,497
Not Type, Class, or Grade	564,495	146,467	143,370	240,161	34,497
Insanitary or Unsound	46,401	35,940	9,920	541	-
CLASS 4					
Accepted - Total	95,106,461	23,222,596	24,790,856	23,103,409	23,989,600
Rejected - Total	256,516	67,579	65,021	71,778	52,138
Not Type, Class, or Grade	74,871	11,446	24,506	25,644	13,275
Insanitary or Unsound	181,645	56,133	40,515	46,134	38,863
CLASS 8					
Accepted - Total	46,002,137	11,399,786	11,349,260	11,665,221	11,587,870
Rejected - Total	119,866	49,691	23,729	22,015	24,431
Not Type, Class, or Grade	40,218	18,726	2,307	2,778	16,407
Insanitary or Unsound	79,648	30,965	21,422	19,237	8,024

Source: Veterinary Services, Office of the Surgeon General, Hq USAF.

TABLE 247 — SUMMARY — USAF VETERINARY NON-ANIMAL ORIGIN FOOD INSPECTION SERVICE INCIDENT TO PROCUREMENT — FY 1956

(In inspecting all foods of non-animal origin for the US Air Force, the Veterinary Service conducts the following classes of inspection:

Class 3 - Prior to Purchase

Class 4 - On Delivery at Purchase

Class 5 - Any Receipt Except Purchase

Class 6 - Prior to Shipment

Class 7 - At Time of Issue

Class 8 - Purchase by Air Force Exchange

Class 9 - In Storage

This table reflects the pounds of foods of non-animal origin inspected by the Veterinary Service incident to procurement, 1 Jul 1955 through 30 June 1956).

FOOD INSPECTED (NON-ANIMAL ORIGIN)	FISCAL YEAR 1956				
	Total	First Quarter	Second Quarter	Third Quarter	Fourth Quarter
	WORLDWIDE				
CLASSES 3, 4, and 8					
Accepted - Total	442,136,285	103,121,670	106,101,534	114,930,442	117,982,639
Rejected - Total	1,442,592	268,430	199,230	492,185	482,747
Not Type, Class, or Grade	567,012	61,235	106,455	184,932	214,390
Insanitary or Unsound	875,580	207,195	92,775	307,253	268,357
CLASS 3					
Accepted - Total	6,056,691	1,506,074	1,327,237	1,614,478	1,608,902
Rejected - Total	133,284	23,831	2,905	43,250	63,298
Not Type, Class, or Grade	123,385	15,522	2,065	43,250	62,548
Insanitary or Unsound	9,899	8,309	840	-	750
CLASS 4					
Accepted - Total	362,000,707	83,648,927	86,319,403	95,194,309	96,838,068
Rejected - Total	1,194,658	216,990	176,163	417,713	383,792
Not Type, Class, or Grade	430,618	39,144	101,519	139,490	150,465
Insanitary or Unsound	764,040	177,846	74,644	278,223	233,327
CLASS 8					
Accepted - Total	74,078,887	17,966,669	18,454,894	18,121,655	19,535,669
Rejected - Total	114,650	27,609	20,162	31,222	35,657
Not Type, Class, or Grade	13,009	6,569	2,871	2,192	1,377
Insanitary or Unsound	101,641	21,040	17,291	29,030	34,280

TABLE 247 — SUMMARY — USAF VETERINARY NON-ANIMAL ORIGIN FOOD INSPECTION SERVICE INCIDENT TO PROCUREMENT — FY 1956 (CONTINUED)

FOOD INSPECTED (NON-ANIMAL ORIGIN)	FISCAL YEAR 1956				
	Total	First Quarter	Second Quarter	Third Quarter	Fourth Quarter
	CONTINENTAL U S				
CLASSES 3, 4, and 8					
Accepted - Total	332,016,013	75,242,287	78,080,692	88,646,021	90,047,013
Rejected - Total	319,282	37,841	61,617	146,081	73,743
Not Type, Class, or Grade	132,294	13,660	18,491	86,342	13,801
Insanitary or Unsound	186,988	24,181	43,126	59,739	59,942
CLASS 3					
Accepted - Total	203,656	132,672	11,000	39,984	20,000
Rejected - Total	-	-	-	-	-
Not Type, Class, or Grade	-	-	-	-	-
Insanitary or Unsound	-	-	-	-	-
CLASS 4					
Accepted - Total	296,732,949	66,370,555	69,831,119	80,009,953	80,521,322
Rejected - Total	288,317	27,577	51,130	141,062	68,548
Not Type, Class, or Grade	121,619	7,481	15,981	84,736	13,421
Insanitary or Unsound	166,698	20,096	35,149	56,326	55,127
CLASS 8					
Accepted - Total	35,079,408	8,739,060	8,238,573	8,596,084	9,505,691
Rejected - Total	30,965	10,264	10,487	5,019	5,195
Not Type, Class or Grade	10,675	6,179	2,510	1,606	380
Insanitary or Unsound	20,290	4,085	7,977	3,413	4,815
	OVERSEAS				
CLASSES 3, 4, and 8					
Accepted - Total	110,120,272	27,879,383	28,020,842	26,284,421	27,935,626
Rejected - Total	1,123,310	230,589	137,613	346,104	409,004
Not Type, Class or Grade	434,718	47,575	87,964	98,590	200,589
Insanitary or Unsound	688,592	183,014	49,649	247,514	208,415
CLASS 3					
Accepted - Total	5,853,035	1,373,402	1,316,237	1,574,494	1,588,902
Rejected - Total	133,284	23,831	2,905	43,250	63,298
Not Type, Class or Grade	123,385	15,522	2,065	43,250	62,548
Insanitary or Unsound	9,899	8,309	840	-	750
CLASS 4					
Accepted - Total	65,267,758	17,278,372	16,488,284	15,184,356	16,316,746
Rejected - Total	906,341	189,413	125,033	276,651	315,244
Not Type, Class or Grade	308,999	31,663	85,538	54,754	137,044
Insanitary or Unsound	597,342	157,750	39,495	221,897	178,200
CLASS 8					
Accepted - Total	38,999,479	9,227,609	10,216,321	9,525,571	10,029,978
Rejected - Total	83,685	17,345	9,675	26,203	30,462
Not Type, Class or Grade	2,334	390	361	586	997
Insanitary or Unsound	81,351	16,955	9,314	25,617	29,465

Source: Veterinary Services, Office of the Surgeon General, Hq USAF.

TABLE 248 — USAF VETERINARY ANIMAL ORIGIN FOOD INSPECTION SERVICE INCIDENT TO SURVEILLANCE — FY 1956

(This table reflects the pounds of food of animal origin inspected as issued or otherwise disposed of and the per cent rejected from 1 July 1955 through 30 June 1956. Although all Air Force owned subsistence items are reinspected many times as received, stored, shipped, and issued, each pound is included but once in this table. Subsistence is disposed of in one of two ways; i.e., by rejection and salvage incident to surveillance inspection or by issue or sale.)

FOOD INSPECTED (ANIMAL ORIGIN)	FISCAL YEAR 1956				
	Total	First Quarter	Second Quarter	Third Quarter	Fourth Quarter
	WORLDWIDE				
Inspected - Total a/	756,397,857	184,121,161	181,875,815	199,483,368	190,917,513
Issued b/	755,694,617	183,895,387	181,680,212	199,337,723	190,781,295
Rejected c/	703,240	225,774	195,603	145,645	136,218
Percent Rejected	.093	.123	.108	.073	.071
	CONTINENTAL U S				
Inspected - Total a/	480,299,424	116,415,874	112,146,980	127,374,932	124,361,638
Issued b/	480,190,263	116,375,017	112,129,620	127,347,553	124,338,073
Rejected c/	109,161	40,857	17,360	27,379	23,565
Percent Rejected	.023	.035	.015	.021	.019
	OVERSEAS				
Inspected - Total a/	276,098,433	67,705,287	69,728,835	72,108,436	66,555,875
Issued b/	275,504,354	67,520,370	69,550,592	71,990,170	66,443,222
Rejected c/	594,079	184,917	178,243	118,266	112,653
Percent Rejected	.215	.273	.256	.164	.169

a/ Total Class 7 passed plus rejection in Classes 5, 6, 7, and 9 inspections.
b/ Total Class 7 inspected and passed.
c/ Total rejections in Classes 5, 6, 7, and 9.

Source: Veterinary Service, Office of the Surgeon General, Hq USAF.

TABLE 249 — USAF VETERINARY NON-ANIMAL ORIGIN FOOD INSPECTION SERVICE INCIDENT TO SURVEILLANCE — FY 1956

(This table reflects the pounds of food of non-animal origin inspected as issued or otherwise disposed of and the per cent rejected from 1 July 1955 through 30 June 1956. Although all Air Force owned subsistence items are reinspected many times as received, Stored, Shipped, and Issued, each pound is included but once in this table. Subsistence is disposed of in one of two ways; i.e., by rejection and salvage incident to surveillance inspection or by issue or sale.)

FOOD INSPECTED (Non-Animal Origin)	FISCAL YEAR 1956				
	Total	First Quarter	Second Quarter	Third Quarter	Fourth Quarter
	WORLDWIDE				
Inspected - Total a/	781,591,357	194,397,162	180,472,897	196,118,339	210,602,959
Issued b/	780,086,446	193,922,070	180,121,654	195,661,142	210,381,580
Rejected c/	1,504,911	475,092	351,243	457,197	221,379
Percent Rejected	.193	.244	.195	.233	.105
	CONTINENTAL U S				
Inspected - Total a/	448,361,359	111,870,275	97,775,196	111,257,221	127,458,667
Issued b/	448,046,536	111,771,214	97,684,099	111,184,650	127,406,573
Rejected c/	314,823	99,061	91,097	72,571	52,094
Percent Rejected	.070	.089	.093	.065	.041
	OVERSEAS				
Inspected - Total a/	333,229,998	82,526,887	82,697,701	84,861,118	83,144,292
Issued b/	332,039,910	82,150,856	82,437,555	84,476,492	82,975,007
Rejected c/	1,190,088	376,031	260,146	384,626	169,285
Percent Rejected	.357	.456	.315	.453	.204

a/ Total Class 7 passed plus rejections in Classes 5, 6, 7, and 9 Inspections.
b/ Total Class 7 inspected and passed.
c/ Total rejections in Classes 5, 6, 7, and 9.

Source: Veterinary Services, Office of the Surgeon General, Hq USAF.

TABLE 250 — USAF VETERINARY ANIMAL SERVICES SUMMARY — FY 1956

ANIMAL SERVICES	FISCAL YEAR 1956				
	Total	First Quarter	Second Quarter	Third Quarter	Fourth Quarter
	WORLDWIDE				
RABIES CONTROL					
Vaccinations - Total	49,196	10,650	8,945	14,051	15,550
Public Animals	756	186	70	181	319
Private Animals	48,440	10,464	8,875	13,870	15,231
Positive Cases Reported - Total	1	-	-	-	1
ADMISSION FOR OTHER CAUSES					
Public Animals	4,242	835	906	1,062	1,439
	CONTINENTAL U S				
RABIES CONTROL					
Vaccinations - Total	35,842	7,180	6,217	10,902	11,543
Public Animals	47	-	-	1	46
Private Animals	35,795	7,180	6,217	10,901	11,497
Positive Cases Reported - Total	1	-	-	-	1
ADMISSION FOR OTHER CAUSES					
Public Animals	1,172	193	221	333	425
	OVERSEAS				
RABIES CONTROL					
Vaccinations - Total	13,354	3,470	2,728	3,149	4,007
Public Animals	709	186	70	180	273
Private Animals	12,645	3,284	2,658	2,969	3,734
Positive Cases Reported - Total	-	-	-	-	-
ADMISSION FOR OTHER CAUSES					
Public Animals	3,070	642	685	729	1,014

Security and Discipline

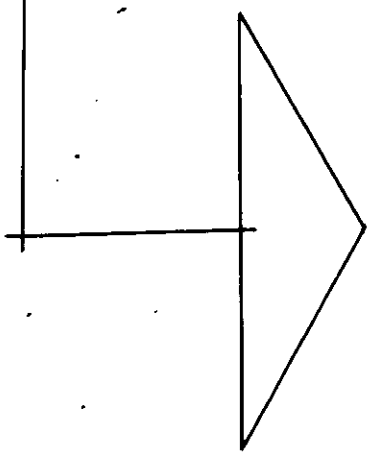

PART XVII

OFFICE OF SPECIAL INVESTIGATIONS

DEFINITIONS

AUXILIARY OFFICE INVESTIGATIONS - (short terminology - "Auxiliary")
Investigations of any nature conducted by the Directorate of Special Investigations or a District Office, in which, in accordance with OSI policy, that office acts as an assistant to the controlling office (the office of origin) within its territorial investigative jurisdiction.

CLASSIFICATION
The numerical designation and descriptive character assigned to each investigation which indicates the principal nature of the purpose of the investigation.

COUNTERINTELLIGENCE INVESTIGATIONS
Investigations conducted to determine facts related to security control measures designed to insure the safeguarding of information, personnel, equipment and installations against the sabotage, espionage or subversive activities of foreign powers and of disaffected or dissident groups or individuals which may constitute a threat to the internal security of the Air Force.

GENERAL INVESTIGATIONS
Investigations conducted to determine facts and circumstances pertaining to alleged major violations of the Articles of the Uniform Code of Military Justice, Federal Statutes and/or other applicable directives, by USAF personnel, excluding incidents of a counterintelligence or procurement nature.

INVESTIGATIONS CLOSED
Investigations terminated by offices of origin and auxiliary offices after all relevant facts have been determined and impartially reported to the requesting commander through proper OSI channels.

INVESTIGATIONS OPENED
Investigations initiated by offices of origin or auxiliary offices pursuant to requests from the proper commander or the Chief of Staff, USAF.

INVESTIGATIONS PENDING
Investigations opened by offices or origin or auxiliary offices on which, as of the date such investigations are inventories, there remains further investigative work and reporting to be done before they may be considered investigations closed.

OFFICE OF ORIGIN INVESTIGATIONS - (short terminology - "Origin")
Investigations of any nature conducted by the Directorate of Special Investigations or a District Office in which, in accordance with OSI policy, that office assumes the control of the entire investigation.

PERSONNEL SECURITY INVESTIGATIONS
Investigations conducted to determine facts upon which the requesting commander can decide whether to grant or deny to the subjects of the investigations access to restricted areas and/or classified defense information. The loyalty and security program within the executive departments established the requirement for such investigations, and they are governed by law, OSD directives and Air Force policies.

PROCUREMENT INVESTIGATIONS
Investigations conducted to determine facts surrounding incidents of alleged breaches of the public trust and violations of law in connection with Air Force procurement, disposal, nonappropriated funds, commissary, and pay and allowance matters.

SECURITY
Safeguarding military information - This regulation prescribes policies and procedures for the safeguarding of military information which requires protection and to achieve uniformity in the grading and assignment of classification. Ref: AFR 205-1

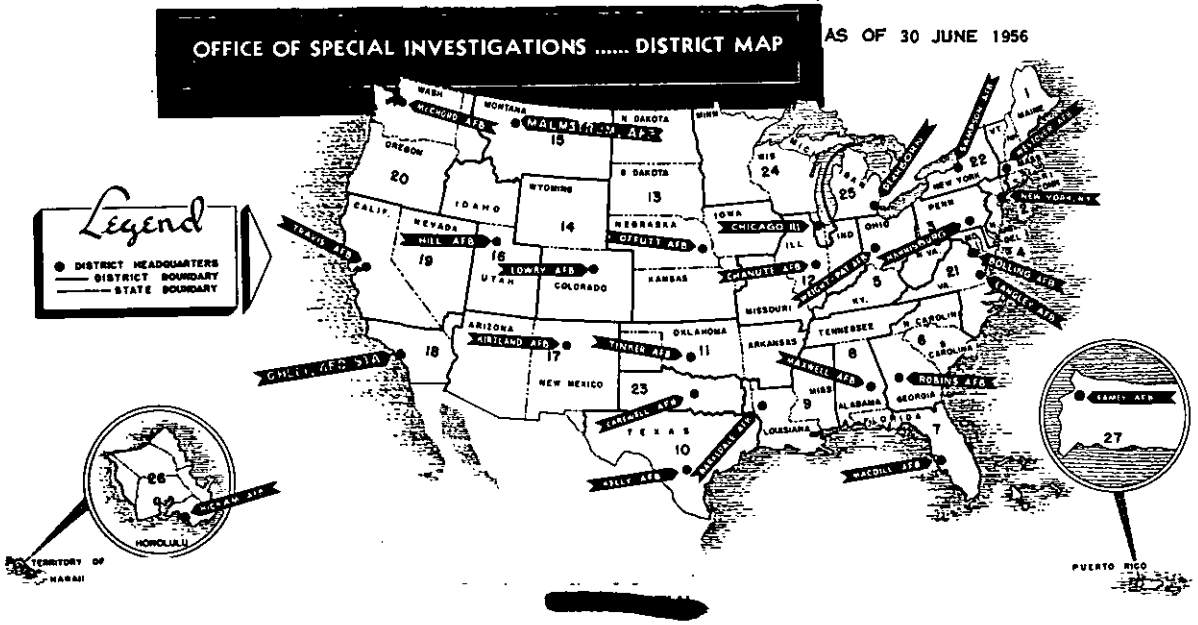

SECURITY AND DISCIPLINE (CONTINUED)

PROVOST MARSHAL

Provost Marshal Statistics are a collection of selected data concerning corrections, security violations, and delinquencies charged to Worldwide Military Personnel on active duty. The statistics reported in this section are derived from AF Form 511, "Provost Marshal Activities Report."

The following definitions affect this portion of the Morale Reports:

DEFINITIONS

ABSENT WITHOUT LEAVE (AWOL)

The status or the offense of any member of the Air Force, who, without proper authority:

(1) Fails to go to his appointed place of duty at the time prescribed, or

(2) Goes from that place, or

(3) Absents himself or remains absent from his unit, organization, or other place of duty which he is required to be at the time prescribed (Uniform Code of Military Justice, Article 86) (See AFR 35-73 1-4 dated: 2 August 1955.)

APPREHENSION

a. Cooperation of State and Local Police Forces. Commanders of zone of interior major air commands will take steps to secure the active cooperation of all State and local police forces and such other officials and organizations as they may consider useful to insure the person's prompt return to military control. Such agencies will be informed that they should not take action to apprehend an absentee or deserter unless they are in receipt of either DD Form 553 or information from an officer of the Air Force that the person is an absentee or deserter whose return to military control is desired. Commanders of major air commands overseas will take such action as the local situation may warrant.

b. Personnel Authorized to Apprehend:

(1) Military. Members of the Armed Forces are authorized to apprehend absentees and deserter in the circumstances described in MCM, 1951, paragraphs 17, 18, and 19.

(2) Civilians. Any civil officer having authority to apprehend offenders under the laws of the United States or any State, district, Territory, or Possession of the United States may summarily apprehend a deserter from the Armed Forces of the United States and deliver him into the custody of the Armed Forces of the United States (Uniform Code of Military Justice, Article 8). Generally, a private citizen does not have any authority to apprehend a deserter unless authorized to do so by a military officer (distribution of DD Form 553 has been held to be sufficient authorization).

CUSTODY GRADE

Prisoners will be classified as being in a minimum, medium or maximum custody grade in accordance with the criteria outlined in (1), (2), and (3) below. The initial classification will be determined by the confinement officer based upon the nature of the offense, demeanor of the prisoner upon admission, and any other pertinent information available.

(1) Minimum custody prisoners-- Those who are sufficiently stable, dependable, and trustworthy who require little or no custodial supervision.

(2) Medium custody prisoners require continual supervision, but their escape would not threaten life, limb or property.

(3) Maximum custody prisoner-- Those whose escape would present a distinct threat to the safety of life, limb or property, and who require special custodial controls and handling.

The abbreviations used in connection with the Offense tables are explained below:

CONTINENTAL US

ADC	- Air Defense Command	AU	- Air University
AFFC	- Air Force Finance Center	ConAC	- Continental Air Command
AMC	- Air Materiel Command	Hq Com	- Headquarters Command
APGC	- Air Proving Ground Command	MATS	- Military Air Transport Service
ARDC	- Air Training Command	SAC	- Strategic Air Command

OVERSEAS

AAC	- Alaskan Air Command	NEAC	- Northeast Air Command
CAirC	- Caribbean Air Command	USAFE	- US Air Forces in Europe
FEAF	- Far East Air Forces		

TABLE 251 — SUMMARY — USAF MILITARY PERSONNEL ABSENT WITHOUT LEAVE AND MAN-DAYS LOST — THIRD QUARTER FY 1947 THROUGH FY 1956

(Table below did not appear in FY 1955, "USAF Statistical Digest" as it was under revision over previous years reporting; current reported rates are to be used in lieu of any previously reported. Rates are per thousand strength per quarter.)

FISCAL YEAR BY QUARTER	ABSENT WITHOUT LEAVE			AWOL MAN-DAYS LOST		
	Total	CONTI-NENTAL US	OVER-SEAS	Total	CONTI-NENTAL US	OVER-SEAS
FY 1947						
Third Quarter	-	32.7	-	-	-	-
Fourth Quarter	-	28.7	-	-	-	-
FY 1948						
First Quarter	-	30.3	-	-	463.1	-
Second Quarter	-	29.0	-	-	428.8	-
Third Quarter	-	30.4	-	-	368.4	-
Fourth Quarter	-	34.8	-	-	420.5	-
FY 1949						
First Quarter	-	33.4	-	-	423.1	-
Second Quarter	-	24.3	-	-	329.9	-
Third Quarter	-	21.9	-	-	262.0	-
Fourth Quarter	-	20.4	-	-	228.7	-
FY 1950						
First Quarter	-	27.8	-	-	218.1	-
Second Quarter	-	25.0	-	-	283.8	-
Third Quarter	19.7	22.8	9.0	196.8	239.7	45.9
Fourth Quarter	18.8	21.9	8.2	200.8	245.6	46.7
FY 1951						
First Quarter	16.7	19.5	7.7	214.3	270.1	35.3
Second Quarter	14.1	16.1	7.8	165.4	205.8	37.5
Third Quarter	11.7	12.8	7.9	125.5	150.7	36.3
Fourth Quarter	11.7	13.3	5.4	125.4	150.5	27.4
FY 1952						
First Quarter	13.3	15.5	5.2	133.8	162.2	26.9
Second Quarter	13.8	16.5	5.1	145.4	180.7	28.7
Third Quarter	12.5	15.0	4.5	131.3	164.8	24.5
Fourth Quarter	15.4	19.3	3.5	162.9	209.5	22.0
FY 1953						
First Quarter	17.2	22.0	4.4	188.5	249.4	23.7
Second Quarter	13.8	13.6	3.8	151.4	203.3	20.6
Third Quarter	13.1	16.6	4.0	137.1	182.7	17.3
Fourth Quarter	12.5	15.9	3.5	129.6	172.0	17.0
FY 1954						
First Quarter	12.9	16.9	3.4	145.1	197.9	19.8
Second Quarter	9.0	11.4	3.1	93.2	122.8	19.5
Third Quarter	7.9	9.9	2.5	81.0	105.4	15.9
Fourth Quarter	8.7	11.1	2.1	91.0	119.6	12.5
FY 1955						
First Quarter	8.9	11.3	1.9	96.5	127.0	9.0
Second Quarter	5.2	6.4	1.6	57.7	73.9	8.2
Third Quarter	5.2	6.3	1.7	51.3	65.0	9.1
Fourth Quarter	5.1	6.3	1.3	51.6	66.8	6.7
FY 1956						
First Quarter	6.2	7.7	1.4	67.2	87.2	6.7
Second Quarter	4.8	6.0	1.4	53.3	68.9	7.2
Third Quarter	5.4	6.7	1.5	55.2	70.3	6.9
Fourth Quarter	5.4	6.6	1.3	57.8	74.4	4.9

Source: Executive Office, Director, Air Provost Marshal, Hq USAF

TABLE 252 — AIR PROVOST MARSHAL

(Offenses as listed below are chargeable to the average daily strength as defined in AFM 171-6, Chapter 14, Paragraph excluding those persons on TDY and Missing of Air Force Units. SCARWAF Personnel will be included if court-martial 3750th is the Retraining Group to which prisoners are sent. Prior to FY 1956 "break outs" for these two groups were

ACTIVITY AND MONTH	TOTAL	CONTINENTAL U S								
		Total	ADC	AFFC	AMC	APGC	ARDC	ATC	3320th 3750th	AU	ConAC
SECURITY VIOLATIONS											
Involving Loss or Possible Subjection to Compromise c/											
July (1955)	d/ 48	d/ 44	5	-	8	-	4	1	-	1	-
August	d/ 46	d/ 41	2	-	8	1	5	2	-	-	-
September	d/ 30	d/ 29	1	-	4	-	2	1	-	-	-
October	d/ 48	d/ 42	-	-	6	1	3	4	-	-	-
November	d/ 49	d/ 39	4	-	7	1	1	3	-	-	-
December	d/ 35	d/ 31	3	-	2	-	2	1	-	-	-
January (1956)	d/ 33	d/ 25	5	-	6	-	-	2	-	-	1
February	d/ 39	d/ 32	1	-	4	1	1	-	-	-	-
March	d/ 72	d/ 65	6	-	4	-	1	4	-	-	1
April	d/ 48	d/ 40	6	-	3	2	1	2	-	-	3
May	d/ 55	d/ 46	8	-	8	-	2	1	-	-	1
June	d/ 54	d/ 50	3	-	11	1	1	3	-	-	1
Not Involving Compromise											
July (1955)	339	281	29	-	45	-	21	68	-	-	5
August	320	281	37	-	57	1	7	61	-	-	3
September	289	249	22	2	51	1	12	69	-	2	11
October	341	275	30	-	42	2	10	58	-	-	8
November	383	335	18	-	58	-	15	33	-	1	9
December	244	202	38	-	45	-	19	18	-	1	9
January (1956)	240	234	50	-	61	6	14	34	-	1	14
February	228	205	70	-	47	4	12	15	-	-	8
March	226	196	39	-	67	2	24	9	-	-	12
April	185	156	29	-	48	5	16	7	-	-	3
May	195	162	28	-	50	-	12	6	-	-	1
June	179	160	36	3	44	2	11	8	-	-	-
OFFENSES											
Total Offenders											
July (1955)	19,906	14,970	805	-	467	161	266	6,808	-	118	247
August	20,816	15,847	824	-	529	176	286	7,522	-	205	326
September	20,267	15,629	990	-	460	193	214	7,494	-	101	208
October	19,647	14,781	946	-	499	227	394	7,439	-	149	313
November	19,375	14,414	816	-	475	166	344	7,384	-	127	338
December	17,907	13,468	799	-	458	157	399	6,349	-	64	243
January (1956)	18,627	14,635	885	-	739	144	304	6,874	-	86	424
February	17,078	13,256	795	-	691	147	287	6,229	-	93	350
March	17,746	14,038	903	-	922	183	234	6,614	-	103	188
April	18,513	14,307	1,037	-	996	164	270	6,918	-	52	231
May	18,080	14,378	915	-	943	137	242	7,154	-	89	207
June	17,755	13,429	902	-	890	106	167	6,647	-	100	169
Military Offenses											
July (1955)	10,860	7,123	589	-	335	70	163	2,239	-	90	213
August	10,861	7,047	601	-	366	101	242	2,037	-	175	285
September	10,572	7,047	681	-	320	71	186	2,054	-	79	162
October	9,238	5,757	716	-	342	151	39	1,753	-	118	275
November	8,239	5,412	559	-	299	133	59	1,741	-	106	299
December	8,198	5,507	585	-	260	119	71	1,448	-	49	198
January (1956)	8,650	6,201	662	-	519	80	88	1,886	-	56	369
February	7,928	5,456	595	-	468	95	83	1,556	-	62	304
March	7,912	5,569	647	-	570	148	61	1,499	-	51	146
April	8,443	5,791	805	-	640	95	68	1,754	-	26	188
May	8,204	5,839	619	-	618	101	74	1,818	-	55	189
June	7,790	5,202	626	-	575	78	61	1,676	-	70	121
Felonies											
July (1955)	221	159	12	-	8	-	6	60	-	-	8
August	251	178	9	-	1	-	2	60	-	1	10
September	196	140	13	-	5	-	-	56	-	-	8
October	238	188	14	-	2	-	4	54	-	1	6
November	257	208	15	-	7	-	3	71	-	-	8
December	233	161	16	-	9	-	2	58	-	-	4
January (1956)	197	156	7	-	8	-	16	42	-	1	2
February	225	156	19	-	6	-	11	57	-	-	9
March	197	122	17	-	7	-	-	46	-	-	5
April	261	193	20	-	8	-	1	43	-	-	2
May	217	171	22	-	1	-	7	49	-	1	2
June	248	186	31	-	3	-	4	58	-	-	7

ACTIVITIES DATA — FY 1956

7c (1) dated, 1 March 1956 as follows: "Average strengths will include all personnel assigned and attached, jurisdiction is exercised over them." The 3320th is the Confinement Screening Group to which prisoners are sent; not available. Table shows some modification over Table 262, FY 1955.)

HqCmd	MATS a/	SAC b/	TAC	OVERSEAS Total	AAC	CAirC	FEAF	NEAC	16thAF	USAFE	ACTIVITY AND MONTH
											SECURITY VIOLATIONS
											Involving Loss or Possible Subjection to Compromise
-	4	9	-	4	-	-	2	-	-	2	July (1955)
-	1	8	1	5	-	-	3	-	-	2	August
1	2	5	1	1	-	-	-	-	-	1	September
-	6	3	-	6	-	-	2	-	-	4	October
-	3	7	-	10	-	-	6	-	-	4	November
-	1	14	1	4	-	-	-	-	-	4	December
-	4	7	-	8	-	1	4	1	-	2	January (1956)
-	2	20	-	7	-	-	4	1	-	2	February
-	4	11	-	7	-	-	1	2	-	4	March
-	3	12	2	8	-	-	2	1	-	5	April
-	6	11	1	5	-	-	3	1	-	1	May
-	4	12	1	4	1	-	2	-	-	1	June
											Not Involving Compromise
1	4	106	2	58	-	-	27	2	-	29	July (1955)
-	5	107	3	39	-	-	6	-	-	33	August
-	2	68	9	40	2	-	5	1	-	32	September
-	9	112	4	66	4	1	5	2	-	54	October
-	4	194	3	48	1	-	12	-	-	35	November
2	4	58	8	42	1	-	5	-	-	36	December
-	1	49	4	6	-	-	-	-	2	4	January (1956)
1	6	33	9	23	2	-	2	2	5	12	February
-	4	29	10	30	-	-	2	1	8	19	March
-	-	26	22	29	-	1	1	-	2	25	April
2	5	40	18	33	1	-	6	-	6	20	May
-	7	38	11	19	-	-	3	-	1	15	June
											OFFENSES
											Total Offenders
133	1,414	3,820	731	4,936	243	53	1,976	444	-	2,220	July (1955)
139	1,462	3,435	943	4,969	305	71	1,996	452	-	2,145	August
145	1,723	3,193	908	4,638	215	56	1,970	339	-	2,058	September
129	1,032	2,794	859	4,866	295	63	2,042	488	-	1,978	October
177	1,237	2,601	749	4,961	354	67	1,907	498	-	2,135	November
108	1,323	2,870	698	4,439	226	69	1,748	303	-	2,093	December
180	1,206	2,870	923	3,992	231	74	1,699	340	6	1,642	January (1956)
180	1,167	2,585	732	3,822	164	56	1,477	445	10	1,670	February
191	1,072	2,856	772	3,708	225	74	1,420	285	6	1,698	March
175	828	2,736	900	4,206	185	70	1,687	254	4	2,006	April
193	999	2,557	942	3,702	166	56	1,346	196	4	1,934	May
166	558	2,861	863	4,326	106	75	1,535	158	4	2,448	June
											Military Offenses
19	1,191	1,934	280	3,737	140	12	1,567	412	-	1,606	July (1955)
26	1,275	1,622	317	3,814	173	36	1,601	415	-	1,589	August
13	1,571	1,512	398	3,525	143	22	1,510	316	-	1,534	September
21	749	1,271	322	3,481	194	23	1,346	444	-	1,474	October
23	790	1,106	297	2,827	162	20	573	468	-	1,604	November
16	1,157	1,359	245	2,691	204	17	637	252	-	1,581	December
37	990	1,183	331	2,449	201	22	750	301	-	1,175	January (1956)
12	1,074	956	251	2,472	130	18	650	423	5	1,246	February
16	967	1,119	345	2,343	203	16	691	248	3	1,182	March
24	656	1,051	484	2,652	144	25	689	238	2	1,554	April
30	850	1,046	439	2,365	148	24	582	181	2	1,428	May
15	421	1,136	423	2,588	75	32	704	152	1	1,624	June
											Felonies
-	4	48	13	62	7	-	22	3	-	30	July (1955)
2	12	68	13	73	7	-	29	4	-	33	August
-	10	43	5	56	11	-	18	1	-	26	September
-	16	84	7	50	6	1	29	-	-	14	October
-	10	82	12	49	7	1	31	-	-	10	November
2	11	48	11	72	9	-	26	5	-	32	December
1	4	72	3	41	4	1	18	1	-	17	January (1956)
1	6	42	5	69	5	-	42	-	1	21	February
2	3	37	5	75	8	-	39	-	-	28	March
-	39	65	15	68	15	-	19	1	-	33	April
-	7	62	20	46	5	-	17	-	-	24	May
-	1	74	8	62	9	-	23	-	-	30	June

TABLE 252 — AIR PROVOST MARSHAL

(See first page of this

ACTIVITY AND MONTH	TOTAL	CONTINENTAL U S									
		Total	ADC	AFFC	AMC	APGC	ARDC	ATC	3320th 3750th	AU	ConAC
OFFENSES (Continued)											
Civil Type Offenses Other than Felonies											
July (1955)	8,825	7,688	204	-	124	91	97	4,509	-	28	26
August	9,704	8,622	214	-	162	75	42	5,425	-	29	31
September	9,499	8,442	296	-	135	122	28	5,384	-	22	38
October	10,171	8,836	216	-	155	76	351	5,632	-	30	32
November	10,879	8,794	242	-	169	33	282	5,572	-	21	31
December	9,476	7,800	198	-	189	38	326	4,843	-	15	41
January (1956)	9,780	8,278	216	-	212	64	200	4,946	-	29	53
February	8,925	7,644	181	-	217	52	193	4,616	-	31	37
March	9,637	8,347	239	-	345	35	173	5,069	-	52	37
April	9,809	8,323	212	-	348	69	201	5,121	-	26	41
May	9,655	8,368	274	-	324	36	161	5,287	-	33	16
June	9,717	8,041	245	-	312	28	102	4,913	-	30	41
Going AWOL											
July (1955)	1,834	1,718	132	-	50	15	26	896	-	11	102
August	1,915	1,812	136	-	48	25	35	977	-	11	104
September	1,856	1,754	160	-	46	21	38	864	-	11	76
October	1,506	1,398	112	-	44	17	16	650	-	9	89
November	1,460	1,352	109	-	49	13	10	660	-	14	81
December	1,419	1,316	128	-	40	14	24	520	-	13	116
January (1956)	2,017	1,902	149	-	55	31	34	875	-	6	151
February	1,430	1,321	98	-	48	19	22	524	-	12	105
March	1,435	1,343	132	-	54	19	19	585	-	7	86
April	1,473	1,383	132	-	65	20	27	558	-	9	74
May	1,603	1,514	159	-	51	13	28	590	-	7	86
June	1,615	1,521	171	-	54	29	17	573	-	10	91
Voluntarily Returned from AWOL e/											
July (1955)	1,076	983	83	-	33	16	16	517	-	7	46
August	1,088	1,017	86	-	33	21	15	506	-	7	50
September	1,104	1,029	113	-	38	20	17	472	-	5	36
October	1,016	948	86	-	33	15	12	331	-	6	49
November	843	764	81	-	33	8	8	329	-	6	40
December	846	782	81	-	22	9	16	308	-	6	46
January (1956)	1,306	1,214	112	-	47	32	33	504	-	7	96
February	1,176	1,095	73	-	28	19	22	524	-	12	105
March	871	803	84	-	38	10	9	330	-	7	67
April	984	914	87	-	42	20	27	361	-	5	40
May	860	790	98	-	31	5	17	292	-	1	48
June	857	786	98	-	35	20	9	271	-	5	42
Apprehended by Civil Authorities											
July (1955)	210	199	23	-	6	-	2	97	-	-	7
August	273	269	17	-	15	1	5	149	-	7	10
September	266	265	16	-	8	-	10	137	-	4	12
October	264	260	33	-	7	1	1	136	-	9	10
November	208	198	31	-	9	-	4	85	-	5	10
December	206	206	30	-	12	-	4	83	-	4	13
January (1956)	302	300	40	-	6	2	4	125	-	5	24
February	261	258	46	-	9	-	4	89	-	4	20
March	235	233	53	-	9	5	4	93	-	6	5
April	210	209	37	-	15	-	2	72	-	6	2
May	266	264	33	-	13	1	4	113	-	6	7
June	263	261	51	-	8	-	-	91	-	6	6
Apprehended by Military Authorities											
July (1955)	188	170	13	-	4	1	-	87	-	-	24
August	213	197	11	-	3	-	2	124	-	6	14
September	259	246	15	-	5	1	2	131	-	9	12
October	218	191	11	-	4	-	3	94	-	14	14
November	190	168	25	-	4	2	-	81	-	5	19
December	208	168	38	-	4	1	4	68	-	2	14
January (1956)	254	232	31	-	5	5	-	114	-	4	34
February	181	162	22	-	7	4	2	81	-	3	14
March	206	188	42	-	8	6	1	74	-	1	14
April	206	186	15	-	15	4	3	72	-	3	23
May	184	168	17	-	9	3	2	73	-	-	14
June	184	158	25	-	6	-	-	72	-	1	4

ACTIVITIES DATA — FY 1956 (ONTINUED)

table for headnote.)

HqCmd	MATS a/	SAC b/	TAC	OVERSEAS Total	AAC	CAirC	FEAF	NEAC	16thAF	USAFE	ACTIVITY AND MONTH
											OFFENSES (Continued)
											Civil Type Offenses Other than Felonies
114	219	1,838	438	1,137	96	41	387	29	-	584	July (1955)
111	175	1,745	613	1,082	125	35	366	33	-	523	August
132	142	1,638	505	1,057	61	34	442	22	-	498	September
108	267	1,439	530	1,335	95	39	667	44	-	490	October
154	437	1,413	440	2,085	185	46	1,303	30	-	521	November
90	155	1,463	442	1,676	13	52	1,085	46	-	480	December
142	212	1,615	589	1,502	26	51	931	38	6	450	January (1956)
167	87	1,587	476	1,281	29	38	785	22	4	403	February
173	102	1,700	422	1,290	14	58	690	37	3	488	March
151	133	1,620	401	1,486	26	45	979	15	2	419	April
163	142	1,449	483	1,291	13	32	747	15	2	482	May
151	136	1,651	432	1,676	22	43	808	6	3	794	June
											Going AWOL
8	92	290	96	116	12	1	48	18	-	37	July (1955)
5	79	288	104	103	17	3	23	10	-	50	August
11	85	325	117	102	10	2	33	15	-	42	September
12	63	268	118	108	15	-	29	11	-	53	October
13	64	232	107	108	14	-	38	6	-	50	November
4	78	283	96	103	6	2	47	10	-	38	December
13	77	380	131	115	14	1	30	18	-	52	January (1956)
5	75	309	104	109	10	-	38	5	1	55	February
8	62	285	86	92	9	-	35	8	-	40	March
6	73	302	117	90	5	-	31	6	-	48	April
11	73	385	111	89	12	-	31	2	1	43	May
12	88	364	112	94	9	1	31	9	-	44	June
											Voluntarily Returned from AWOL c/
5	65	144	51	93	7	1	41	13	-	31	July (1955
6	67	165	61	71	7	2	15	6	-	41	August
8	72	169	79	75	5	2	24	10	-	34	September
10	47	281	78	68	9	-	20	6	-	33	October
10	48	143	58	79	8	-	30	5	-	36	November
3	52	176	63	64	4	1	24	6	-	29	December
11	59	216	97	92	11	-	22	14	-	45	January (1956)
5	54	188	65	81	8	1	26	2	-	44	February
4	37	159	58	68	6	-	25	8	-	29	March
6	52	187	87	70	4	-	20	5	-	41	April
7	43	185	63	70	11	-	24	1	-	34	May
3	51	193	59	71	5	1	23	5	-	37	June
											Apprehended by Civil Authorities
1	6	46	11	11	3	-	8	-	-	-	July (1955)
1	9	43	12	4	1	-	2	-	-	1	August
1	4	53	20	1	-	-	-	-	-	1	September
-	2	50	11	4	-	-	-	-	-	4	October
-	5	38	11	10	6	-	1	-	-	3	November
-	5	43	12	-	-	-	-	-	-	-	December
-	10	46	38	2	-	-	1	-	-	1	January (1956)
1	6	65	14	3	-	-	1	1	-	1	February
2	9	37	10	2	-	-	-	1	-	1	March
-	16	40	19	1	-	-	-	-	-	1	April
-	9	62	16	2	1	-	1	-	-	-	May
3	14	72	10	2	1	-	1	-	-	-	June
											Apprehended by Military Authorities
1	7	24	9	18	-	-	5	2	-	11	July (1955)
1	2	23	11	16	1	1	6	2	-	6	August
2	5	31	33	13	3	-	7	1	-	2	September
-	2	33	16	27	1	-	9	3	-	14	October
-	2	16	14	22	3	-	7	-	-	12	November
-	4	25	8	40	-	-	32	2	-	6	December
-	2	26	11	22	5	-	13	-	-	4	January (1956)
-	5	18	6	19	2	-	10	1	1	5	February
1	5	30	6	18	-	-	12	-	-	6	March
-	5	35	10	20	1	-	11	-	-	8	April
-	4	35	11	16	-	-	7	2	1	6	May
3	9	33	5	26	2	-	13	2	-	9	June

TABLE 252 – AIR PROVOST MARSHAL

(See first page of this

ACTIVITY AND MONTH	TOTAL	CONTINENTAL U S								
		Total	ADC	AFFC	AMC	APGC	ARDC	ATC	3320th 3750th	AU	ConAC
OFFENSES (Continued)											
Dropped As Deserters											
July (1955)	212	209	12	-	9	1	2	109	-	-	24
August	245	237	17	-	5	-	-	124	-	-	18
September	249	242	16	-	2	2	3	138	-	-	25
October	234	231	15	-	3	3	6	118	-	2	26
November	203	201	16	-	5	1	2	110	-	1	7
December	202	201	18	-	6	1	1	96	-	1	13
January (1956)	250	243	13	-	7	2	-	107	-	-	49
February	203	203	9	-	2	4	-	124	-	-	16
March	174	171	8	-	6	1	1	78	-	-	18
April	151	150	13	-	5	3	3	66	-	1	10
May	159	157	12	-	6	1	-	66	-	1	11
June	186	184	14	-	4	2	2	69	-	1	11
Man-Days Lost By AWOL											
July (1955)	19,913	19,388	1,393	-	620	111	224	10,144	-	130	1,325
August	21,206	20,720	1,415	-	483	121	299	11,159	-	67	1,438
September	20,016	19,519	1,575	-	332	181	356	9,880	-	138	1,473
October	16,251	15,662	1,178	-	381	155	201	7,482	-	61	1,055
November	15,364	14,888	1,224	-	444	51	158	7,024	-	129	1,149
December	16,943	16,344	1,282	-	584	151	116	7,810	-	136	1,117
January (1956)	20,965	20,324	1,646	-	514	345	165	9,189	-	80	1,793
February	14,338	13,915	1,091	-	489	144	141	5,831	-	53	1,036
March	14,289	13,888	1,397	-	472	94	186	6,104	-	31	817
April	15,001	14,669	1,541	-	442	134	183	6,444	-	92	614
May	17,691	17,387	1,387	-	590	164	229	7,463	-	117	671
June	17,943	17,553	2,828	-	472	143	257	6,951	-	116	453
CORRECTIONS											
Punished Under Art 15, UCMJ											
July (1955)	6,862	4,926	442	-	188	64	72	2,058	-	42	178
August	7,257	5,389	484	-	191	62	103	2,385	-	52	125
September	6,911	5,165	423	-	166	49	131	2,386	-	44	96
October	6,385	4,780	388	-	254	65	99	2,060	-	32	135
November	6,461	4,749	417	-	228	68	101	2,088	-	35	197
December	5,533	3,870	338	-	197	38	75	1,527	-	30	152
January (1956)	7,010	5,268	431	-	363	51	129	2,140	-	42	195
February	6,001	4,490	403	-	323	51	95	1,754	-	28	127
March	6,852	5,272	497	-	413	53	91	2,138	-	41	170
April	6,258	4,761	506	-	376	64	112	1,765	-	16	125
May	6,690	5,150	503	-	415	31	106	1,964	-	33	164
June	6,428	4,826	485	-	314	71	85	1,835	-	32	146
AF Prisoners With Punitive Discharge Or Dismissal											
July (1955)	784	718	27	-	11	-	6	193	233	-	48
August	756	695	34	-	5	-	3	175	254	-	55
September	796	729	37	-	5	-	7	198	268	-	64
October	802	736	40	-	14	1	6	203	263	1	54
November	814	762	37	-	13	1	12	212	273	2	53
December	708	663	38	-	10	-	8	184	229	-	56
January (1956)	740	697	49	-	23	5	6	183	222	2	46
February	721	673	42	-	19	-	5	165	236	-	49
March	825	782	44	-	29	-	6	191	264	1	58
April	843	794	54	-	25	-	6	189	273	-	53
May	800	737	35	-	34	-	4	149	274	1	46
June	779	722	42	-	39	9	4	142	264	-	41
AF Prisoners With Punitive Discharge: 1 - 44 Days Confinement											
July (1955)	708	545	53	-	3	5	7	247	-	8	10
August	734	577	51	-	5	4	10	235	-	2	17
September	775	611	58	-	8	5	10	249	-	5	18
October	743	570	37	-	11	6	10	222	-	5	14
November	661	508	45	-	17	2	12	170	-	4	13
December	571	441	55	-	18	-	10	137	-	6	16
January (1956)	771	645	86	-	25	5	12	194	-	3	21
February	751	599	53	-	31	5	8	214	-	7	14
March	692	536	61	-	32	2	9	166	-	7	25
April	682	548	77	-	46	2	12	164	-	2	13
May	789	652	56	-	36	2	10	251	-	3	10
June	794	595	60	-	52	6	8	175	-	3	15

ACTIVITIES DATA — FY 1956 (CONTINUED)

table for headnote.)

HqCmd	MATS	SAC	TAC	OVERSEAS Total	AAC	CAirC	FEAF	NEAC	16thAF	USAFE	ACTIVITY AND MONTH
											OFFENSES (Continued)
											Dropped As Deserters
-	9	28	15	3	-	-	1	1	-	1	July (1955)
-	12	45	16	8	-	-	1	-	-	7	August
-	9	37	10	7	2	-	1	2	-	2	September
1	5	44	8	3	1	-	-	1	-	1	October
-	11	37	11	2	-	-	1	-	-	1	November
1	7	41	16	1	-	-	-	-	-	1	December
-	7	45	13	7	-	-	4	1	-	2	January (1956)
1	9	32	6	-	-	-	-	-	-	-	February
-	5	36	18	3	-	-	1	-	-	2	March
-	4	35	10	1	1	-	-	-	-	-	April
-	8	39	13	2	-	-	2	-	-	-	May
1	6	64	10	2	1	-	-	-	-	1	June
											Man-Days Lost By AWOL
76	1,080	3,112	1,173	525	81	1	188	110	-	145	July (1955)
38	888	3,319	1,493	486	81	4	98	69	-	234	August
51	978	3,351	1,204	497	107	3	163	145	-	79	September
73	604	3,254	1,218	589	50	-	187	93	-	259	October
80	705	2,912	1,012	476	96	-	109	39	-	232	November
50	623	3,429	1,046	599	50	12	174	121	-	242	December
104	692	4,517	1,279	641	88	27	142	176	-	208	January (1956)
33	644	3,294	1,159	423	35	4	104	63	2	215	February
44	560	3,202	981	401	31	-	150	20	-	200	March
45	719	3,329	1,126	332	23	-	117	31	-	161	April
103	705	4,808	1,150	304	52	-	127	12	4	109	May
91	992	3,949	1,301	390	50	2	107	57	-	174	June
											CORRECTIONS
											Punished Under ART 15, UCMJ
31	263	1,346	242	1,936	162	16	747	124	-	887	July (1955)
34	291	1,404	258	1,868	133	13	750	108	-	864	August
29	261	1,322	258	1,746	134	8	774	63	-	767	September
31	171	1,267	278	1,605	93	12	561	94	-	845	October
29	161	1,174	251	1,712	115	15	620	89	-	873	November
32	195	1,094	192	1,663	109	10	565	68	-	911	December
50	235	1,332	300	1,742	129	-	710	102	1	800	January (1956)
26	197	1,199	287	1,511	120	17	557	109	2	706	February
42	218	1,301	308	1,580	112	26	669	88	1	684	March
34	199	1,247	317	1,497	75	9	590	107	2	714	April
48	220	1,302	364	1,540	110	19	623	104	1	683	May
42	203	1,297	316	1,602	135	27	594	69	-	777	June
											AF Prisoners With Punitive
											Discharge Or Dismissal
5	29	123	43	66	7	1	40	2	-	16	July (1955)
5	27	95	42	61	7	1	31	2	-	20	August
3	25	89	33	67	8	2	36	2	-	19	September
4	24	95	31	66	9	4	22	4	-	27	October
4	26	103	26	52	9	2	27	1	-	13	November
2	33	82	21	45	7	2	15	1	-	20	December
3	31	83	44	43	2	1	19	1	-	20	January (1956)
4	20	89	44	48	4	1	20	-	-	23	February
4	35	104	46	43	5	-	13	1	-	24	March
4	33	102	55	49	6	-	16	5	-	22	April
4	27	122	41	63	4	1	28	4	-	26	May
4	16	122	39	57	-	1	35	3	-	18	June
											AF Prisoners With Punitive
											Discharge: 1 - 44 Days
											Confinement
6	23	150	33	163	14	-	68	11	-	70	July (1955)
9	27	192	25	157	7	1	62	3	-	84	August
18	33	174	33	164	20	5	53	8	-	78	September
8	29	199	29	173	19	2	55	7	-	90	October
11	11	185	38	153	15	1	63	3	-	71	November
9	19	149	22	130	15	-	46	14	-	55	December
13	32	198	56	126	10	1	53	7	-	55	January (1956)
5	28	200	34	152	10	2	60	11	-	69	February
7	30	166	31	156	8	-	80	10	-	58	March
8	17	172	35	134	14	1	57	5	-	57	April
3	31	209	41	137	18	-	61	8	-	50	May
3	26	225	22	199	20	-	79	14	-	86	June

TABLE 252 — AIR PROVOST MARSHAL

(See first page of this

ACTIVITY AND MONTH	TOTAL	CONTINENTAL U S								
		Total	ADC	AFFC	AMC	APGC	ARDC	ATC	3320th 3750th	AU	ConAC
CORRECTIONS (Cont)											
More than 44 Days											
Confinement											
July (1955)	1,200	1,043	69	-	20	11	32	432	116	4	36
August	1,265	1,081	71	-	17	10	24	423	149	5	34
September	1,310	1,128	84	-	19	9	17	458	148	4	25
October	1,277	1,084	82	-	16	15	16	448	154	7	38
November	1,259	1,058	91	-	18	10	20	432	158	5	34
December	1,043	881	81	-	14	11	18	319	147	3	38
January (1956)	1,117	944	64	-	42	10	18	329	120	2	39
February	1,166	1,008	67	-	37	15	13	334	137	4	42
March	1,234	1,052	80	-	37	20	10	335	147	3	53
April	1,175	984	86	-	31	24	5	306	138	5	56
May	1,164	949	92	-	38	20	5	297	146	4	41
June	1,124	944	70	-	33	16	12	310	164	1	32
AF Prisoners - Casuals											
July (1955)	199	192	18	-	17	1	6	58	-	-	9
August	211	202	30	-	14	2	5	52	-	4	10
September	206	195	18	-	19	2	9	57	-	3	7
October	194	189	31	-	13	1	8	63	-	3	9
November	208	199	31	-	8	-	8	74	-	3	11
December	177	169	17	-	7	3	7	60	-	3	12
January (1956)	212	205	31	-	12	5	5	66	-	2	13
February	212	206	45	-	15	-	4	41	-	5	14
March	182	172	31	-	8	-	-	48	-	2	7
April	157	150	22	-	12	-	1	47	-	2	7
May	205	195	26	-	8	-	4	65	-	2	10
June	204	198	39	-	12	-	7	39	-	-	6
Other Prisoners											
July (1955)	887	727	67	-	24	-	8	312	-	11	29
August	939	744	52	-	30	6	2	381	4	6	20
September	894	669	28	-	19	6	10	351	5	13	19
October	777	702	50	-	34	2	20	332	3	9	20
November	917	740	51	-	32	-	8	323	4	8	21
December	828	655	36	-	20	2	13	293	6	5	20
January (1956)	963	814	56	-	68	-	7	370	8	7	21
February	956	809	56	-	55	1	23	341	-	8	19
March	845	685	58	-	56	3	20	265	7	5	19
April	820	671	46	-	55	6	19	266	10	12	13
May	803	642	41	-	40	8	23	255	15	8	21
June	859	750	48	-	47	4	10	304	10	7	29
Minimum Custody Prisoners											
July (1955)	1,359	1,227	96	-	18	4	21	436	267	5	57
August	1,335	1,206	93	-	19	5	11	414	255	3	71
September	1,390	1,242	96	-	16	8	6	454	263	4	61
October	1,345	1,195	79	-	19	10	4	430	268	6	56
November	1,325	1,191	81	-	27	5	8	425	279	4	51
December	1,089	987	61	-	19	8	7	344	255	2	46
January (1956)	1,287	1,173	87	-	42	7	10	403	244	2	41
February	1,289	1,152	88	-	32	6	7	376	239	4	55
March	1,304	1,139	84	-	27	6	6	356	262	1	45
April	1,295	1,144	94	-	34	11	5	362	281	-	41
May	1,274	1,117	82	-	42	9	4	361	291	-	29
June	1,231	1,091	85	-	25	6	6	334	279	4	27
Medium Custody Prisoners											
July (1955)	2,060	1,714	128	-	49	11	36	746	3	14	70
August	2,117	1,712	124	-	35	10	31	771	26	8	59
September	2,218	1,791	124	-	48	12	45	793	56	16	56
October	2,089	1,786	148	-	48	9	53	765	48	16	76
November	2,181	1,784	162	-	48	8	49	728	56	14	70
December	1,869	1,518	149	-	40	4	47	566	38	10	88
January (1956)	2,237	1,891	188	-	94	10	34	671	99	11	95
February	2,147	1,802	153	-	87	15	44	647	29	15	76
March	2,118	1,760	180	-	88	14	38	589	49	14	109
April	2,014	1,672	181	-	85	15	38	533	56	13	90
May	2,102	1,726	153	-	71	13	39	580	55	14	92
June	2,170	1,781	166	-	133	21	35	577	46	4	85

ACTIVITIES DATA — FY 1956 (CONTINUED)

table for headnote.)

HqCmd	MATS a/	SAC b/	TAC	OVERSEAS Total	AAC	CAirC	FEAF	NEAC	16thAF	USAFE	ACTIVITY AND MONTH
											CORRECTIONS (Contd)
											More than 44 Days
											Confinement
2	45	217	59	157	4	2	79	12	-	60	July (1955)
4	51	229	64	184	8	3	84	21	-	68	August
7	48	259	50	182	4	-	88	7	-	83	September
12	42	200	54	193	6	4	89	14	-	80	October
8	36	199	47	201	10	-	96	11	-	84	November
8	38	161	43	162	5	2	68	10	-	77	December
7	48	221	44	173	8	1	71	13	-	80	January (1956)
6	49	250	54	158	10	2	61	8	-	77	February
8	51	266	42	182	11	4	74	13	-	80	March
9	43	243	38	191	8	1	80	9	-	93	April
6	45	225	30	215	3	1	102	10	-	99	May
7	54	203	42	180	15	1	85	4	-	75	June
2	6	61	14	7	-	-	1	1	-	5	AF Prisoners - Casuals
5	4	63	13	9	-	-	5	-	-	4	July (1955)
3	10	45	22	11	-	-	5	-	-	6	August
1	2	34	24	5	-	-	2	1	-	2	September
3	2	41	18	9	-	-	8	-	-	1	October
3	-	40	17	8	-	-	4	-	-	4	November
-	-	48	23	7	-	-	7	-	-	-	December
3	1	54	24	6	-	-	6	-	-	-	January (1956)
3	3	44	26	10	-	-	8	-	-	2	February
5	-	47	7	7	-	-	5	-	-	2	March
4	3	52	21	10	-	-	7	-	-	3	April
2	11	60	22	6	-	-	2	-	-	4	May
											June
4	41	161	70	160	6	-	126	12	-	16	Other Prisoners
-	33	155	55	195	8	-	144	16	-	27	July (1955)
-	32	125	61	225	1	-	157	27	-	40	August
-	34	128	70	75	1	-	55	19	-	-	September
6	39	180	68	177	3	-	134	21	-	19	October
5	25	157	73	173	3	-	149	13	-	8	November
2	25	190	60	149	6	1	118	9	-	15	December
5	27	204	70	147	10	-	104	12	-	21	January (1956)
3	32	153	64	160	1	-	93	11	-	55	February
2	27	162	53	149	-	-	104	14	-	31	March
4	33	143	51	161	3	-	93	12	-	53	April
1	55	188	47	109	12	-	71	11	-	15	May
											June
13	45	200	65	132	10	2	58	5	-	57	Minimum Custody Prisoners
12	52	207	64	129	-	4	60	7	-	58	July (1955)
17	54	191	72	148	-	6	77	10	-	55	August
19	43	185	76	150	3	7	70	3	-	67	September
21	39	185	66	134	6	3	65	4	-	56	October
15	47	122	61	102	8	4	41	4	-	45	November
15	47	212	63	114	5	4	52	1	-	52	December
15	47	204	79	137	5	3	54	2	-	73	January (1956)
15	56	200	81	165	5	2	64	10	-	84	February
20	47	181	68	151	5	2	47	10	-	87	March
12	42	174	71	157	3	2	59	7	-	86	April
13	77	178	57	140	16	2	50	4	-	68	May
											June
6	93	415	143	346	16	-	201	25	-	104	Medium Custody Prisoners
11	81	431	125	405	17	-	218	34	-	136	July (1955)
14	88	421	118	427	24	-	211	34	-	158	August
6	85	413	119	303	27	-	119	38	-	119	September
11	68	451	119	397	25	-	226	26	-	120	October
12	66	391	107	351	18	-	192	29	-	112	November
10	85	443	151	346	15	-	188	27	-	116	December
8	75	512	141	345	26	2	174	29	-	114	January (1956)
10	89	467	113	358	20	2	178	24	-	134	February
8	72	475	106	342	23	-	183	19	-	117	March
9	96	503	101	376	24	-	201	24	-	127	April
4	82	522	106	389	31	-	205	26	-	127	May
											June

TABLE 252 — AIR PROVOST MARSHAL

(See first page of this

ACTIVITY AND MONTH	TOTAL	CONTINENTAL US								
		Total	ADC	AFFC	AMC	APGC	ARDC	ATC	3320th 3750th	AU	ConAC
CORRECTIONS (Contd)											
Maximum Custody Prisoners											
July (1955)	359	284	10	-	8	2	2	60	79	4	5
August	453	381	21	-	17	7	2	81	126	6	6
September	373	299	5	-	6	2	2	66	102	5	16
October	359	300	13	-	21	6	3	73	104	3	3
November	353	292	12	-	13	-	3	58	100	4	11
December	369	304	17	-	10	4	2	83	89	5	8
January (1956)	279	241	11	-	34	8	4	68	7	3	4
February	370	341	22	-	38	-	2	72	105	5	7
March	356	328	10	-	47	5	1	60	107	3	8
April	368	331	10	-	50	6	-	77	84	8	11
May	385	332	15	-	43	8	3	76	89	4	7
June	359	337	8	-	25	8	-	59	113	3	11
Total Prisoners											
July (1955)	3,778	3,225	234	-	75	17	59	1,242	349	23	132
August	3,905	3,299	238	-	71	22	44	1,266	407	17	136
September	3,981	3,332	225	-	70	22	53	1,313	421	25	133
October	3,793	3,281	240	-	88	25	60	1,268	420	25	135
November	3,859	3,267	255	-	88	13	60	1,211	435	22	132
December	3,327	2,809	227	-	69	16	56	993	382	17	142
January (1956)	3,803	3,305	286	-	170	25	48	1,142	350	16	140
February	3,806	3,295	263	-	157	21	53	1,095	373	24	138
March	3,778	3,227	274	-	162	25	45	1,005	418	18	162
April	3,677	3,147	285	-	169	32	43	972	421	21	142
May	3,761	3,175	250	-	156	30	46	1,017	435	18	128
June	3,760	3,209	259	-	183	35	41	970	438	11	123
Government Property Lost or Stolen - Monetary Value											
July (1955)	$ 92,518	$49,078	$ 4,359	-	$16,720	$ 821	$ 769	$ 5,972	-	$ 14	$ 279
August	101,125	59,529	5,484	-	20,466	667	459	8,063	-	37	4,044
September	71,824	39,487	3,641	-	4,747	1,967	865	4,199	-	65	2,150
October	115,908	80,470	4,121	-	12,914	594	877	9,161	-	81	1,291
November	69,702	44,742	4,307	-	12,573	380	2,161	7,802	-	81	867
December	100,686	46,353	11,571	-	3,994	667	636	7,583	-	174	975
January (1956)	106,386	65,582	4,085	-	16,995	440	1,530	10,223	-	61	2,229
February	80,116	47,023	4,069	-	8,312	1,672	1,386	11,238	-	50	330
March	108,444	74,642	5,304	-	12,798	711	4,019	9,257	-	18	924
April	88,590	55,334	4,996	-	15,599	1,343	2,319	10,297	-	168	484
May	75,487	47,643	3,443	-	10,659	265	915	7,239	-	197	334
June	103,943	53,713	3,388	-	12,078	890	383	14,080	-	12	357
Government Property Recover - Monetary Value											
July (1955)	$ 39,332	$13,290	$ 610	-	$ 4,139	$ 90	$ 126	$ 1,527	-	-	$ 52
August	58,948	32,388	1,485	-	16,235	205	40	2,300	-	-	2,902
September	24,888	11,756	1,266	-	2,822	1,025	21	1,002	-	-	408
October	60,558	31,399	2,005	-	10,062	180	3	2,730	-	54	31
November	34,681	21,872	335	-	8,360	158	282	3,294	-	27	39
December	57,550	25,302	9,590	-	4,257	50	182	2,575	-	-	42
January (1956)	68,565	32,627	1,020	-	10,646	120	247	4,224	-	-	117
February	38,287	16,155	1,036	-	3,141	49	672	2,214	-	-	-
March	38,564	16,433	1,813	-	6,560	-	977	2,678	-	18	384
April	38,949	24,296	536	-	9,830	935	731	4,647	-	-	-
May	37,082	23,964	1,012	-	7,307	89	150	3,699	-	-	53
June	51,519	30,917	410	-	14,403	30	-	4,151	-	-	108

a/ Includes Air Force Installations under jurisdiction of MATS.

b/ Includes Air Force Installations under jurisdiction of SAC.

c/ The source of these data are reports forwarded to Hq USAF according to AFR 205-1.

ACTIVITIES DATA — FY 1956 (CONTINUED)

(Table for headnote.)

HqCmd	MATS a/	SAC b/	TAC	OVERSEAS Total	AAC	CAirC	FEAF	NEAC	16thAF	USAFE	ACTIVITY AND MONTH
											CORRECTIONS (Contd)
											Maximum Custody Prisoners
-	6	97	11	75	5	1	55	8	-	6	July (1955
-	9	96	10	72	13	1	48	1	-	9	August
-	6	80	9	74	9	1	51	-	-	13	September
-	3	58	13	59	5	3	34	4	-	13	October
-	7	72	12	61	6	-	37	6	-	12	November
-	2	76	8	65	4	-	49	5	-	7	December
-	4	85	13	38	6	-	28	2	-	2	January (1955)
-	3	81	6	29	3	-	23	-	-	3	February
-	6	66	15	28	-	-	26	1	-	1	March
-	1	70	14	37	-	-	32	4	-	1	April
-	1	74	12	53	1	-	31	3	-	18	May
-	3	98	9	22	-	-	17	2	-	3	June
											Total Prisoners
19	144	712	219	553	31	3	314	38	-	167	July (1955)
23	142	734	199	606	30	5	326	42	-	203	August
31	148	692	199	649	33	7	339	44	-	226	September
25	131	656	208	512	35	10	223	45	-	199	October
32	114	708	197	592	37	3	328	36	-	188	November
27	115	589	176	518	30	4	282	38	-	164	December
25	136	740	227	498	26	4	268	30	-	170	January (1956)
23	125	797	226	511	34	5	251	31	-	190	February
25	151	733	209	551	25	4	268	35	-	219	March
28	120	726	188	530	28	2	262	33	-	205	April
21	139	751	184	586	28	2	291	34	-	231	May
17	162	798	172	551	47	2	272	32	-	198	June
											Gov't Property Lost or Stolen - Monetary Value
$ 7	$ 3,046	$15,750	$1,341	$43,440	$2,667	$100	$25,845	$4,471	$ -	$10,357	July (1955)
3	1,110	10,128	9,068	41,596	4,824	28	19,067	4,627	-	13,050	August
92	9,940	8,855	2,966	32,337	3,149	209	13,223	2,285	-	13,471	September
13	36,187	11,345	3,886	35,438	2,672	-	11,638	2,549	-	18,579	October
7	2,162	12,332	2,070	24,960	2,125	-	12,798	3,140	-	6,897	November
7	6,589	11,486	2,671	54,333	2,321	32	25,591	1,992	-	24,397	December
10	6,313	20,605	3,091	40,804	2,895	371	24,718	5,338	15	7,467	January (1956)
20	4,411	13,544	1,991	33,093	6,902	-	18,479	2,601	73	5,038	February
7	1,031	38,305	2,268	33,802	821	13	23,956	2,174	-	6,838	March
-	4,619	12,213	3,296	33,256	4,294	33	20,118	2,080	49	6,682	April
-	2,524	18,369	3,698	27,844	1,887	-	21,779	1,703	-	2,475	May
7	2,772	16,652	3,094	50,230	1,474	163	30,127	688	-	17,778	June
											Gov't Property Recover - Monetary Value
-	$ 973	$ 5,216	$ 557	$26,042	$ 400	$ -	$14,846	$1,762	$ -	$ 9,034	July (1955)
-	686	4,548	3,987	26,560	896	-	10,462	6,863	-	8,339	August
-	2,265	2,582	365	13,132	64	13	3,095	1,819	-	8,141	September
-	11,527	3,575	1,232	29,159	6,507	-	11,559	1,025	-	10,068	October
-	3,452	4,874	1,051	12,809	306	-	4,992	3,913	-	3,598	November
-	4,536	3,377	693	32,248	197	-	19,886	220	-	11,945	December
-	5,523	9,977	753	35,938	871	-	15,792	867	-	18,408	January (1956)
-	1,566	6,848	629	22,132	3,589	-	14,170	3,806	5	562	February
-	898	2,751	354	22,131	85	-	17,202	298	-	4,546	March
-	1,573	4,880	1,164	14,653	953	-	10,528	134	-	3,038	April
-	1,245	9,403	1,006	13,118	12	-	12,281	285	17	523	May
-	1,928	9,307	580	20,602	316	143	15,894	165	-	4,084	June

d/ Includes those violations which occurred in Hq USAF and in other areas not listed.

e/ Air Force military personnel absent without leave.

Source: Executive Office, Director, Air Provost Marshal, Hq USAF

TABLE 253— SPECIAL INVESTIGATIONS CONDUCTED BY THE OFFICE OF SPECIAL

LINE NUMBER	CLASSIFICATION	TOTAL - 1 AUG 1948 THROUGH 30 JUNE 1956					
		OPENED			CLOSED		
		Total	Origin	Auxiliary	Total	Origin	Auxiliary
1	GRAND TOTAL	2,947,452	1,914,240	1,033,212	2,892,308	1,875,138	1,017,170
2	PERSONNEL INVESTIGATIONS - TOTAL	2,786,121	1,823,174	962,947	2,734,135	1,786,288	947,847
3	36 Personnel Security Inves - Special	10,243	3,425	6,818	9,965	3,266	6,699
4	37 Atomic Energy "M" Inves	80,203	28,077	52,126	80,203	28,077	52,126
5	38 Integrated Reg AF Officers	59,982	22,567	37,415	59,932	22,526	37,406
6	39 Cryptographic Pers	238,135	78,475	159,660	233,949	76,037	157,912
7	40 AF Civilian Employees	211,337	115,097	96,240	206,689	112,157	94,532
8	41 AF Military Pers	1,512,297	1,079,231	433,066	1,484,803	1,060,707	424,096
9	42 Facilities Employees	70,795	57,117	13,678	70,246	56,696	13,550
10	43 Contractor Employees	364,871	304,967	59,904	356,348	297,612	58,736
11	44 Aliens	22,301	8,614	13,687	20,920	7,930	12,990
12	45 Cadet Trainees	42,271	13,285	28,986	41,911	13,060	28,851
13	46 OSI Personnel	54,125	13,234	40,891	53,832	13,095	40,737
14	48 Munitions Board Matters	4	1	3	4	1	3
15	51 Air National Guard	23,911	19,753	4,158	23,619	19,544	4,075
16	52 Air Force Inactive Reserve	80,829	73,092	7,737	77,059	69,470	7,589
17	54 National Security Agency Matters	12,865	5,256	7,609	12,703	5,127	7,576
18	57 Atomic Energy "Q" Investigations	1,952	983	969	1,952	983	969
19	GENERAL INVESTIGATIONS - TOTAL	88,333	57,052	31,281	87,199	56,179	31,020
20	5 Bribery	391	170	221	372	166	206
21	6 Homicide	2,146	1,573	573	2,132	1,563	569
22	7 Sex Offenses	20,417	12,635	7,782	20,078	12,384	7,694
23	8 Assault	1,976	1,769	207	1,956	1,754	202
24	9 Impersonation	1,112	734	378	1,104	729	375
25	10 Fraudulent Enlistment, Appointment, Discharge or Separation	5,835	2,424	3,411	5,816	2,410	3,406
26	11 Embezzlement (Obsolete)	295	163	132	295	163	132
27	12 Forgery	3,215	1,892	1,323	3,174	1,859	1,315
28	13 Larceny	11,791	8,843	2,948	11,665	8,747	2,918
29	14 Theft of Gov't Property	11,633	8,326	3,307	11,449	8,177	3,272
30	15 Robbery	690	567	123	683	560	123
31	16 Housebreaking	2,451	1,981	470	2,418	1,949	469
32	17 Narcotics Violations	3,351	2,239	1,112	3,297	2,194	1,103
33	18 Customs Violations	362	177	185	361	176	185
34	19 Blackmarket Activities	775	296	479	771	292	479
35	20 Property Destruction	768	556	212	751	542	209
36	21 Discrimination	46	32	14	46	32	14
37	22 Intimidation	66	50	16	66	50	16
38	23 Perjury	314	171	143	299	160	139
39	24 Special Inquiry	8,097	4,285	3,812	8,008	4,215	3,793
40	25 Improper Use or Diversion of Gov't Property or Employees	714	444	270	698	433	265
41	26 Misconduct	5,376	3,223	2,153	5,308	3,166	2,142
42	47 Postal Violations	2,313	1,323	990	2,279	1,297	982
43	50 Counterfeiting	106	83	23	106	83	23
44	53 Reciprocal Inves	3,123	2,551	572	3,113	2,546	567
45	55 War Crimes	-	-	-	-	-	-
46	62 Bad Checks	970	545	425	954	532	422
47	COUNTER INTELLIGENCE INVESTIGATIONS - TOTAL	48,392	24,291	24,101	47,041	23,427	23,614
48	27 Espionage	1,674	1,059	615	1,653	1,041	612
49	28 Sabotage	3,350	2,277	1,073	3,327	2,258	1,069
50	29 Treason	10	3	7	10	3	7
51	30 Sedition	25	10	15	25	10	15
52	31 Disaffection	1,103	391	712	1,085	379	706
53	32 Subversive Activities	2,603	1,198	1,405	2,552	1,171	1,381
54	33 Communist Matters	31,821	14,569	17,252	30,727	13,890	16,837
55	34 Violations of AFR 205-1	6,693	3,762	2,931	6,577	3,680	2,897
56	35 Vulnerability Tests	987	922	65	968	903	65
57	49 Positive Intelligence	55	39	16	55	39	16
58	56 Ess. Elements of Info	15	11	4	14	10	4
59	64 Tech. Security Surveys	45	43	2	41	39	2
60	65 Special Security Services	2	1	1	2	1	1
61	66 Estimates	9	6	3	5	3	2
62	PROCUREMENT INVESTIGATIONS - TOTAL	24,606	9,723	14,883	23,933	9,244	14,689
63	5 Bribery	81	32	49	98	34	64
64	58 Procurement Matters	4,102	1,728	2,374	3,996	1,656	2,340
65	59 Disposal Matters	306	161	145	286	145	141
66	60 Nonappropriated Funds Matters	816	431	385	789	409	380
67	61 Pay and Allowance Matters	19,301	7,371	11,930	18,764	7,000	11,764

INVESTIGATIONS, CONTINENTAL US, HAWAII, AND PUERTO RICO — FY 1956

FISCAL YEAR 1956 (1 JUL 1955 THROUGH 30 JUN 1956)						CALENDAR YEAR 1955 (1 JAN 1955 THROUGH 31 DEC 1955)						LINE NUMBER
OPENED			CLOSED			OPENED			CLOSED			
Total	Origin	Auxiliary	Total	Origin	Auxiliary	Total	Origin	Auxiliary	Total	Origin	Auxiliary	
510,912	362,649	148,263	527,559	372,893	154,666	475,986	327,373	148,613	462,158	316,499	140,738	1
481,934	345,943	135,991	498,828	356,374	142,454	447,195	311,019	136,176	433,385	305,079	128,306	2
2,987	772	2,215	2,934	723	2,211	2,247	705	1,542	2,248	714	1,534	3
-	-	-	-	-	-	-	-	-	-	-	-	4
902	671	231	965	702	263	1,000	757	243	975	740	235	5
39,939	14,925	25,014	42,915	16,592	26,323	43,012	15,845	27,167	41,400	14,858	26,542	6
25,137	12,984	12,153	26,375	14,173	12,202	27,588	17,060	10,528	27,410	16,998	10,412	7
252,803	180,053	72,750	267,113	189,935	77,178	240,889	166,748	74,141	226,145	158,416	67,729	8
6,471	5,871	600	6,688	6,065	623	6,461	5,752	709	6,211	5,524	687	9
102,664	92,736	9,928	101,749	91,480	10,269	79,659	70,564	9,095	78,267	69,622	8,645	10
4,307	1,423	2,884	3,946	1,235	2,711	3,376	1,132	2,244	3,266	1,088	2,178	11
1,859	554	1,305	1,999	599	1,400	1,303	650	653	1,256	604	652	12
7,596	1,577	6,019	7,950	1,684	6,266	8,213	1,710	6,503	8,220	1,711	6,509	13
-	-	-	-	-	-	-	-	-	-	-	-	14
4,738	4,057	681	5,170	4,437	733	5,299	4,545	754	5,195	4,524	671	15
31,195	29,603	1,582	29,580	27,973	1,607	26,445	24,805	1,640	31,135	29,611	1,524	16
1,339	713	626	1,433	770	663	1,510	649	861	1,418	549	869	17
7	4	3	11	6	5	193	97	96	239	120	119	18
13,203	8,983	4,220	13,092	8,884	4,208	13,109	8,659	4,450	12,968	8,557	4,411	19
-	-	-	-	-	-	19	4	15	7	4	3	20
283	198	85	287	204	83	293	207	86	299	215	84	21
3,658	2,324	1,334	3,598	2,290	1,308	3,356	2,139	1,217	3,316	2,100	1,216	22
420	390	30	419	394	25	396	372	24	392	366	26	23
127	95	32	127	96	31	121	89	32	121	88	33	24
295	114	181	340	134	206	691	270	421	706	276	430	25
-	-	-	-	-	-	-	-	-	-	-	-	26
522	327	195	523	327	196	538	305	233	538	315	223	27
1,758	1,405	353	1,733	1,395	338	1,668	1,302	366	1,642	1,279	363	28
1,787	1,311	476	1,746	1,280	466	1,668	1,256	412	1,655	1,240	415	29
150	128	22	150	128	22	149	131	18	146	129	17	30
428	377	51	431	380	51	429	382	47	418	374	44	31
578	383	195	570	372	198	548	332	216	533	322	211	32
24	14	10	25	15	10	37	23	14	40	24	16	33
158	50	108	160	51	109	183	59	124	173	57	116	34
164	115	49	156	109	47	136	102	34	125	95	30	35
1	1	-	1	1	-	1	1	-	1	1	-	36
12	12	-	13	13	-	12	12	-	11	11	-	37
181	104	77	201	111	90	164	79	85	157	74	83	38
846	497	349	818	464	354	887	495	392	911	504	407	39
103	60	43	94	55	39	93	56	37	98	59	39	40
889	571	318	889	567	322	915	561	354	889	537	352	41
402	236	166	394	227	167	444	242	202	429	237	192	42
23	23	-	25	25	-	16	16	-	14	14	-	43
252	156	96	254	160	94	215	146	69	216	157	59	44
-	-	-	-	-	-	-	-	-	-	-	-	45
142	92	50	138	86	52	130	78	52	131	79	52	46
9,856	5,233	4,623	9,563	5,066	4,497	9,142	4,895	4,247	9,171	4,921	4,250	47
299	179	120	296	172	124	314	198	116	295	194	101	48
323	223	100	324	223	101	313	220	93	317	226	91	49
1	1	-	1	1	-	-	-	-	-	-	-	50
2	2	-	2	2	-	1	1	-	1	1	-	51
99	40	59	96	38	58	105	32	73	107	35	72	52
366	223	143	353	220	133	415	218	197	468	248	220	53
7,249	3,610	3,639	6,957	3,446	3,511	6,436	3,265	3,171	6,422	3,270	3,152	54
1,173	623	550	1,193	636	557	1,287	696	591	1,301	693	608	55
281	275	6	286	278	8	267	261	6	256	250	6	56
1	1	-	2	2	-	2	2	-	2	2	-	57
6	6	-	5	5	-	2	2	-	2	2	-	58
45	43	2	41	39	2	-	-	-	-	-	-	59
2	1	1	2	1	1	-	-	-	-	-	-	60
9	6	3	5	3	2	-	-	-	-	-	-	61
5,919	2,490	3,429	6,076	2,569	3,507	6,540	2,800	3,740	6,634	2,863	3,771	62
66	27	39	73	29	44	53	17	36	52	16	36	63
667	341	326	671	345	326	731	371	360	739	370	369	64
87	53	34	77	44	33	65	39	26	67	41	26	65
238	120	118	238	114	124	237	95	142	240	96	144	66
4,861	1,949	2,912	5,017	2,037	2,980	5,454	2,278	3,176	5,536	2,340	3,196	67

[redacted]

TABLE 253 — SPECIAL INVESTIGATIONS CONDUCTED BY THE OFFICE OF SPECIAL

LINE NUMBER		CLASSIFICATION	1 JAN 1955 THROUGH 30 JUN 1955						1 JUL 1955	
			OPENED			CLOSED			OPEN-	
			Total	Origin	Auxiliary	Total	Origin	Auxiliary	Total	Origin
1		GRAND TOTAL	241,495	168,660	72,835	223,778	159,358	64,420	234,491	158,713
2		PERSONNEL INVESTIGATIONS - TOTAL	226,808	160,437	66,371	208,847	150,938	57,909	220,387	150,582
3	36	Personnel Security Inves - Special	1,111	395	716	1,018	365	653	1,136	310
4	37	Atomic Energy "M" Inves	-	-	-	-	-	-	-	-
5	38	Integrated Reg AF Officers	617	505	112	591	497	94	383	252
6	39	Cryptographic Personnel	21,163	8,008	13,155	18,858	6,384	12,474	21,849	7,837
7	40	AF Civilian Employees	16,117	10,433	5,684	14,675	9,312	5,363	11,471	6,627
8	41	AF Military Personnel	122,926	87,553	35,373	103,671	74,755	28,916	117,963	79,195
9	42	Facilities Employees	3,333	2,877	456	3,030	2,618	412	3,128	2,875
10	43	Contractor Employees	37,801	33,300	4,501	37,547	33,482	4,065	41,858	37,264
11	44	Aliens	1,729	565	1,164	1,674	560	1,114	1,647	567
12	45	Cadet Trainees	756	515	241	308	273	35	547	135
13	46	OSI Personnel	4,116	842	3,274	3,931	812	3,119	4,097	868
14	48	Munitions Board Matters	-	-	-	-	-	-	-	-
15	51	Air National Guard	2,978	2,612	366	2,591	2,290	301	2,321	1,933
16	52	Air Force Inactive Reserve	13,219	12,460	759	19,958	19,197	761	13,226	12,345
17	54	National Security Agency Matters	752	277	475	763	277	486	758	372
18	57	Atomic Energy "Q" Investigations	190	95	95	232	116	116	3	2
19		GENERAL INVESTIGATIONS - TOTAL	6,489	4,187	2,302	6,563	4,260	2,303	6,635	4,477
20	5	Bribery	34	9	25	32	9	23	-	-
21	6	Homicide	142	108	34	151	114	37	151	99
22	7	Sex Offenses	1,582	993	589	1,596	990	606	1,774	1,146
23	8	Assault	179	175	4	182	175	7	217	197
24	9	Impersonation	74	53	21	76	55	21	47	36
25	10	Fradulent Enlistment, Appointment, Discharge or Separation	514	201	313	492	190	302	177	69
26	11	Embezzlement (obsolete)	-	-	-	-	-	-	-	-
27	12	Forgery	274	160	114	281	164	117	264	145
28	13	Larceny	779	577	202	817	612	205	889	725
29	14	Theft of Government Property	857	631	226	873	646	227	811	625
30	15	Robbery	69	63	6	71	64	7	80	68
31	16	Housebreaking	211	182	29	220	191	29	218	200
32	17	Narcotics Violations	252	137	115	245	138	107	296	195
33	18	Customs Violations	24	13	11	29	16	13	13	10
34	19	Blackmarket Activities	58	27	31	57	27	30	125	32
35	20	Property Destruction	67	53	14	62	49	13	69	49
36	21	Discrimination	-	-	-	1	1	-	1	1
37	22	Intimidation	4	4	-	3	3	-	8	8
38	23	Perjury	72	31	41	44	17	27	92	48
39	24	Special Inquiry	479	278	201	508	300	208	408	217
40	25	Improper Use or Diversion of Gov't Property or Employees	45	31	14	46	31	15	48	25
41	26	Misconduct	421	252	169	397	231	166	494	309
42	47	Postal Violations	208	114	94	223	128	95	236	128
43	50	Counterfeiting	5	5	-	3	3	-	11	11
44	53	Reciprocal Investigations	74	54	20	88	68	20	141	92
45	55	War Crimes	-	-	-	-	-	-	-	-
46	62	Bad Checks	65	36	29	66	38	28	65	42
47		COUNTER INTELLIGENCE INVES - TOTAL	4,743	2,516	2,227	4,823	2,569	2,254	4,399	2,379
48	27	Espionage	174	112	62	168	112	56	140	86
49	28	Sabotage	140	100	40	158	114	44	173	120
50	29	Treason	-	-	-	-	-	-	-	-
51	30	Sedition	-	-	-	-	-	-	1	1
52	31	Disaffection	67	17	50	69	18	51	38	15
53	32	Subversive Activities	262	114	148	308	145	163	153	104
54	33	Communist Matters	3,313	1,708	1,605	3,343	1,721	1,622	3,123	1,557
55	34	Violations of AFR 205-1	683	364	319	688	371	317	604	332
56	35	Vulnerability Tests	102	99	3	88	87	1	165	162
57	49	Positive Intelligence	1	1	-	-	-	-	1	1
58	56	Ess. Elements of Information	1	1	-	1	1	-	1	1
59	64	Tech. Security Surveys	-	-	-	-	-	-	-	-
60	65	Spec Security Services	-	-	-	-	-	-	-	-
61	66	Estimates	-	-	-	-	-	-	-	-
62		PROCUREMENT INVESTIGATIONS	3,455	1,520	1,935	3,545	1,591	1,954	3,070	1,275
63	5	Bribery	-	-	-	-	-	-	38	12
64	58	Procurement Matters	413	213	200	408	207	201	318	158
65	59	Disposal Matters	42	21	21	41	23	18	23	18
66	60	Nonappropriated Funds Matters	93	35	58	85	32	53	144	60
67	61	Pay and Allowance Matters	2,907	1,251	1,656	3,011	1,329	1,682	2,547	1,027

Source: Directorate of Special Investigations, The Inspector General, Headquarters USAF.

[redacted]

INVESTIGATIONS, CONTINENTAL US, HAWAII, AND PUERTO RICO — FY 1956 (Continued)

THROUGH 31 DEC 1955				1 JAN 1955 THROUGH 30 JUN 1956						PENDING			LINE NUMBER
ED	CLOSED			OPENED			CLOSED			30 JUNE 1956			
Auxiliary	Total	Total	Auxiliary	Total	Origin	Auxiliary	Total	Origin	Auxiliary	Total	Origin	Auxiliary	
75,778	238,380	162,062	76,318	276,421	203,936	72,485	289,179	210,831	78,348				1
69,805	224,538	154,141	70,397	261,547	195,361	66,186	274,290	202,233	72,057	51,986	36,886	15,100	2
826	1,230	349	881	1,851	462	1,389	1,704	374	1,330	278	159	119	3
-	-	-	-	-	-	-	-	-	-	-	-	-	4
131	384	243	141	519	419	100	581	459	122	50	41	9	5
14,012	22,542	8,474	14,068	18,090	7,088	11,002	20,373	8,118	12,255	4,186	2,438	1,748	6
4,844	12,735	7,686	5,049	13,666	6,357	7,309	13,640	6,487	7,153	4,648	2,940	1,708	7
38,768	122,474	83,661	38,813	134,840	100,858	33,982	144,639	106,274	38,365	27,494	18,524	8,970	8
253	3,181	2,906	275	3,343	2,996	347	3,507	3,159	348	549	421	128	9
4,594	40,720	36,140	4,580	60,806	55,472	5,334	61,029	55,340	5,689	8,523	7,355	1,168	10
1,080	1,592	528	1,064	2,660	856	1,804	2,354	707	1,647	1,381	684	697	11
412	948	331	617	1,312	419	893	1,051	268	783	360	225	135	12
3,229	4,289	899	3,390	3,499	709	2,790	3,661	785	2,876	293	139	154	13
-	-	-	-	-	-	-	-	-	-	-	-	-	14
388	2,604	2,234	370	2,417	2,124	293	2,566	2,203	363	292	209	83	15
881	11,177	10,414	763	17,959	17,258	701	18,403	17,559	844	3,770	3,622	148	16
386	655	272	383	581	341	240	778	498	280	162	129	33	17
1	7	4	3	4	2	2	4	2	2	-	-	-	18
2,158	6,430	4,302	2,128	6,568	4,506	2,062	6,662	4,582	2,080	1,115	869	246	19
-	-	-	-	-	-	-	-	-	-	-	-	-	20
52	148	101	47	132	99	33	139	103	36	14	10	4	21
628	1,720	1,110	610	1,884	1,178	706	1,878	1,180	698	339	251	88	22
20	210	191	19	203	193	10	209	203	6	20	15	5	23
11	45	33	12	80	59	21	82	63	19	8	5	3	24
108	214	86	128	118	45	73	126	48	78	19	14	5	25
-	-	-	-	-	-	-	-	-	-	-	-	-	26
119	257	151	106	258	182	76	266	176	90	41	33	8	27
164	825	667	158	869	680	189	908	728	180	126	96	30	28
186	782	594	188	976	686	290	964	686	278	184	149	35	29
12	75	65	10	70	60	10	75	63	12	7	7	-	30
18	198	183	15	210	177	33	233	197	36	33	32	1	31
101	288	184	104	282	188	94	282	188	94	54	45	9	32
3	11	8	3	11	4	7	14	7	7	1	1	-	33
93	116	30	86	33	18	15	44	21	23	4	4	-	34
20	63	46	17	95	66	29	93	63	30	17	14	3	35
-	-	-	-	-	-	-	1	1	-	-	-	-	36
-	8	8	-	4	4	-	5	5	-	-	-	-	37
44	113	57	56	89	56	33	88	54	34	15	11	4	38
191	403	204	199	438	280	158	415	260	155	89	70	19	39
23	52	28	24	55	35	20	42	27	15	16	11	5	40
185	492	306	186	395	262	133	397	261	136	68	57	11	41
108	206	109	97	166	108	58	188	118	70	34	26	8	42
-	11	11	-	12	12	-	14	14	-	-	-	-	43
49	128	89	39	111	64	47	126	71	55	10	5	5	44
-	-	-	-	-	-	-	-	-	-	-	-	-	45
23	65	41	24	77	50	27	73	45	28	16	13	3	46
2,020	4,348	2,352	1,996	5,457	2,854	2,603	5,215	2,714	2,501	1,351	864	487	47
54	127	82	45	159	93	66	169	90	79	21	18	3	48
53	159	112	47	150	103	47	165	111	54	23	19	4	49
-	-	-	-	1	1	-	1	1	-	-	-	-	50
-	1	1	-	1	1	-	1	1	-	-	-	-	51
23	38	17	21	61	25	36	58	21	37	18	12	6	52
49	160	103	57	213	119	94	193	117	76	51	27	24	53
1,566	3,079	1,549	1,530	4,126	2,053	2,073	3,878	1,897	1,981	1,094	679	415	54
272	613	322	291	569	291	278	580	314	266	116	82	34	55
3	168	163	5	116	113	3	118	115	3	19	19	-	56
-	2	2	-	-	-	-	-	-	-	-	-	-	57
-	1	1	-	5	5	-	4	4	-	1	1	-	58
-	-	-	-	45	43	2	41	39	2	4	4	-	59
-	-	-	-	2	1	1	2	1	1	-	-	-	60
-	-	-	-	9	6	3	5	3	2	4	3	1	61
1,795	3,064	1,267	1,797	2,849	1,215	1,634	3,012	1,302	1,710	692	483	209	62
26	27	11	16	28	15	13	46	18	28	2	2	-	63
160	331	163	168	349	183	166	340	182	158	106	72	34	64
5	26	18	8	64	35	29	51	26	25	20	16	4	65
84	155	64	91	94	60	34	83	50	33	27	22	5	66
1,520	2,525	1,011	1,514	2,314	922	1,392	2,492	1,026	1,466	537	371	166	67

Components etc.

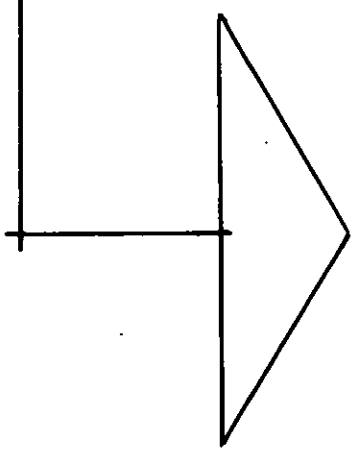

PART XVIII

COMPONENTS

DEFINITIONS

AF RESERVE

ACTIVE DUTY FOR TRAINING
Full-time duty with the active establishment for the purpose of training. All tours accomplished under the provisions of AFR 35-76 are included in this definition.

AIR FORCE RESERVE SPECIALIST TRAINING CENTER UNIT
A non-Table of Organization, composite type unit composed of persons who will be required in the event of full and/or partial mobilization, and who may possess either Ready Reserve or Standby Reserve status.

AIR FORCE RESERVE TRAINING CENTER
A Table of Distribution unit of the regular Air Force, comprising such equipment, facilities and permanent party personnel as are necessary to conduct the training and administration of the Reserve T/O&E units assigned to it and to conduct the administration of unassigned Reservists.

AERIAL PORT SQUADRONS (AP Sq)
T/O units whose personnel are trained in the functions carried on at air terminals and whose specialty is loading, unloading and dropping of supplies from aircraft.

AF RESERVE COMBAT SUPPORT TRAINING (AFRCST)
T/O units, such as Air Depot Wings, whose personnel are trained in logistical functions to the combat units.

AF RESERVE COMBAT TRAINING (AFRCT)
T/O units whose personnel are trained in direct combat and close supporting functions.

AIRWAYS AND AIR COMMUNICATIONS SQUADRON (AACS)
T/O units whose personnel are trained in communications with aircraft in flight as well as with airways stations for the purpose of safe movement of aircraft.

AIR RESERVE SQUADRONS (Air National Guard Nurse Training) (ARS (ANT)
Non-T/O units made up of nurses whose personnel are attached to, and train with, Air National Guard units.

AIR RESERVE SQUADRON (Navigational Training) (ARS (Nav)
Non-T/O units made up of navigators who train in navigational methods and procedures.

AIR RESERVE UNIT PERSONNEL (General Training) (ARU (Gen)
Those AF Reserve personnel, who are assigned to Non T/O AF Reserve units, and participate in individual general type training.

AIR RESERVE UNIT PERSONNEL (Specialized Training for Non-pay) (ARU (S-NP)
Those AF Reserve personnel, who are assigned to Non T/O AF Reserve Units and participate in individual specialized type training, but do not qualify for inactive duty training pay.

AIR RESERVE UNIT PERSONNEL (Specialized Training for Pay) (ARU (S-P)
Those AF Reserve personnel who are assigned to Non T/O AF Reserve units and particiapte in individual specialized type training and who qualify for inactive duty training pay.

AF RESERVE FLYING TRAINING (AFRFT)
T/O units whose personnel participate in training that would enable them to train pilots in case of mobilization (AFRFT was composed of six Pilot Training Wings until May 1955 at which time these wings were redesignated AF Reserve Combat Training Wings).

INACTIVE STATUS LIST RESERVE SECTION (ISLRS)
All personnel within the Standby Reserve of the Air Force Reserve who have completed their total obligated Reserve service as required by law, who are unable, or unwilling, to participate in prescribed training, who request such status and whose continued retention in the Air Force Reserve is determined to be in the best interest of the Air Force.

COMPONENTS (CONTINUED)

AF RESERVE (CONTINUED)

INELIGIBLE RESERVE SECTION (IRS)
Those personnel who by law have a reserve obligation but do not, and are not, required to participate in any kind of reserve training.

INACTIVE DUTY TRAINING
Training performed by members of the Air Force Reserve not on active duty. This inactive duty training includes training for pay and/or non-pay through participation in training periods and unit training assemblies or the performance of equivalent duties in place of attendance at a unit training assembly.

MOBILIZATION ASSIGNMENT RESERVE (MOAR)
An Air Force Reserve Officer or airman not on extended active duty who requires regular and frequent training to attain or retain proficiency in his mobilization position. Such persons possess Ready Reserve status and are eligible for inactive duty training pay and authorized active duty training.

MOBILIZATION DESIGNATION RESERVE (MDR)
An Air Force Reserve officer or airman not on extended active duty who, by virtue of previous military experience and/or the similarity of his civilian occupation to his duty AFSC, is capable of filling a mobilization position with a minimum of training. Such persons may possess Ready or Standby Reserve status. A mobilization designee is not eligible for inactive duty training pay, but is eligible for active duty training subject to the availability of funds.

NON-AFFILIATED RESERVE SECTION (NARS)
AF Reserve personnel who are not assigned to an AF Reserve unit and who do not have a mobilization assignment or mobilization designation position, but who are permitted to earn points by participating in certain kinds of training. (AFR 45-34)

PROGRAM ELEMENTS
Categories of assignments set up within the AF Reserve program to accomplish the different types of training necessary to fulfill the AF Reserve mission.

RESERVISTS IN PAY STATUS ASSIGNMENTS (Comparable to category designated Organized Air Reserve prior to January 1953
All personnel of the Air Force Reserve who are physically and professionally qualified for active duty, who fulfill the age-in-grade requirements, availability requirements, and who are in the following types of assignments, comprise Pay Status Assignments; mobilization assignments; combat training centers; flying training centers; combat support training centers; and specialist training center units.

READY RESERVE (Established January 1953)
All Air Force Reserve Units and personnel who are liable for active duty either in time of war, national emergency declared by the President or the Congress, or as otherwise authorized by law. All members of the Ready Reserve are in active status.

REPLACEMENT TRAINING SQUADRONS (RT Sq)
Non-T/O units whose personnel are made up of those persons who possess a rated AFSC for which no vancancy exists in the parent reserve wing. These personnel participate in flying training.

RESERVISTS IN NON-PAY STATUS ASSIGNMENTS (Comparable to category designated Volunteer Air Reserve prior to January 1953
All personnel of the Air Force Reserve who are physically and professionally qualified for active duty, but for whom no position vacancy exists in Pay Status Assignments, or who, for personal reasons, do not participate in the

COMPONENTS (Continued)

AF RESERVE (Continued)

Air Force reserve training program to the extent required for retention in Pay Status Assignments comprise Reservists in Non-Pay Status assignments. Except for the maximum age of 60, there are no age-in-grade or availability requirements for Reservists in Non-Pay Status Assignments.

RETIRED RESERVE (Comparable to category designated Honorary Air Reserve prior to January 1953)

All Air Force Reserve personnel whose service has been honorable and who have completed 20 years of satisfactory Federal service on active or inactive status or combination thereof in any component or components of the armed services, or who have reached the statutory age for retirement, and who have applied for and received transfer to the Reserve Retired List comprise the Retired Reserve.

STANDBY RESERVE (Established January 1954)

All Air Force Reserve units and personnel, who are liable for active duty in time of war or national emergency declared by the Congress or as may be otherwise authorized by law. All members of the Standby Reserve except those persons on the Inactive Status List Reserve Section and the Retired Reserve List, are in an active status.

TRAINING ATTACHMENT

The attachment, for training purposes only, of an Air Force Reserve officer or airman having a mobilization assignment or designation, to an appropriate unit or activity of the regular Air Force, Air Force Reserve, or the Air National Guard of the United States (subject to the approval of the Air National Guard of the United States unit commander concerned), other than the unit or activity with which mobilization position is held.

AIR NATIONAL GUARD

AIR NATIONAL GUARD STRENGTH

The assigned strength of Air National Guard Units not on Active Military Service. This strength may include Army personnel known as SCARWANG. However, no SCARWANG were included throughout Fiscal Year 1954.

CURRENT AUTHORIZED STRENGTH (AIR NATIONAL GUARD)

The authorized strength which is applicable to Federally recognized Air National Guard Units as of the specified date. Such authorized strengths as are issued in appropriate Air Force table of organization with the current reduction in strength by the National Guard Bureau.

SCARWANG PERSONNEL (No SCARWANG included throughout FY 1952)

Special category Army type National Guard personnel who have or are awaiting Federal recognition and who are assigned to an Air National Guard Unit provided their assignment on "M" Day would be with the U S Air Force. These personnel are charged to the Air National Guard Troop ceiling.

TROOP PROGRAM - AIR NATIONAL GUARD

Authorized strength of all National Guard Units allotted to the States, Territories, and possessions as issued in appropriate Tables of Organization and Tables of Distribution currently augmented and/or reduced by the National Guard Bureau.

434177 O - 57 - 34

COMPONENTS (CONTINUED)

AF RESERVE (CONTINUED)

AIR FORCE RESERVE OFFICERS TRAINING CORPS (AF ROTC)

AFROTC STRENGTH
This is the inventory of all Air Force Reserve Officers' Training Corps (AFROTC) students in active participation of ROTC training, in conjunction with academic curriculum at civilian educational institutions.

CONDITIONAL ENROLLMENT
This type of enrollment is a tentative enrollment which will not become absolute unless and until the proper authority determines that the student concerned is fully qualified for formal enrollment in the advanced course of the Air Force ROTC.

ENROLLED STUDENTS
This group includes both conditionally and formally enrolled students.

FORMAL ENROLLMENT
This type of enrollment is an absolute advanced enrollment where a condition does not exist that would question a student's qualification for enrollment. Such enrollment entitles the student concerned to receive all benefits, financial and otherwise, provided by law and regulations. (Tables in this publication are based on this type of enrollment).

EXPLORERS

Air Force cooperation with Explorer program has been provided since the program was initiated in 1941, when General Arnold offered the Director of Senior Scouting, Boy Scouts of America, the support and cooperation of the USAF. The mission of this program is to assist in the general development of youth in the fundamental principles of citizenship, patriotism, and leadership while incidentally providing an opportunity for the explorers to learn aviation essentials and to obtain a better understanding of their age and its significance. Flight activities are of a routine training nature, not involving special hazards and without additional expense to the government. The activities of the USAF include some flight transportation and aircraft orientation as well as entertainment of all explorers (Air,Sea,and Navy and Rover Army) at the air bases or encampments as planned in cooperation with the Army and the Navy. The Explorer program is conducted in conjunction with other activities of the Boy Scouts of America.

EXPLORER MEMBERSHIP includes boys of 14 years of age and over; Cub Scouts, include boys 8 through 10 years, and Boy Scouts, boys 11 through 13 years.

Exploring provides activities in four areas: Indoor, Outdoor, Services and Social. It gives the young man the opportunity to plan the use of his leisure time wisely and to develop himself in the sense of security and self reliance which make for a happy, well-adjusted, law abiding citizen.

INDOOR ACTIVITIES range from industrial tours and discussion groups to hobby colleges. Vocational conferences and exploration help the young man to face the future rather than to fear it.

OUTDOOR ACTIVITIES are of the vigorous physical cross country types that take the Explorer into diversified areas such as caves, mountain areas, sea cruises, etc.

COMPONENTS (CONTINUED)

EXPLORER (CONTINUED)

SERVICE ACTIVITIES Include projects which help the Explorer's home, the Explorer's church or synagogue, and the Explorer's community.

SOCIAL ACTIVITIES afford the Explorer an opportunity to meet people, to get along with them, to express his opinion in front of groups, to defend his thoughts in debates and round table discussions. He learns to listen and evaluate; he learns good manners.

All tables reported in FY 1956 publication of the "USAF Statistical Digest" are based on the Forty Second, Forty Third, Forty Fourth, and Forty Fifth Annual Reports of the Boy Scouts of America to Congress.

TABLE 254 — AF RESERVE STRENGTH ASSIGNED TO CONTINENTAL AIR COMMAND BY LOCATION-FY 1956

(Table below is a modification of Table 263, FY 1955 "USAF Statistical Digest"; 3,959 Officer and 4,730 Airman locations were unknown)

LOCATION	CONTINENTAL U S				
	Officer and Warrant Officer (31 May 1956)	Airman (31 Jan 1956)	Location	Officer and Warrant Officer (31 May 1956)	Airman (31 Jan 1956)
TOTAL	128,213	144,650	Montana	695	683
Alabama	1,751	3,127	Nebraska	1,029	1,238
Arizona	1,206	953	Nevada	256	182
Arkansas	982	1,618	New Hampshire	469	695
			New Jersey	4,152	3,246
California	15,750	11,810	New Mexico	989	694
Colorado	2,211	1,494	New York	10,815	11,746
Connecticut	1,857	1,636	North Carolina	2,282	3,460
			North Dakota	381	539
Delaware	301	318			
Dist of Columbia	856	623	Ohio	6,419	7,243
Flordia	4,546	4,341	Oklahoma	2,276	2,129
Georgia	2,623	4,375	Oregon	1,652	1,758
Idaho	672	608	Pennsylvania	6,303	8,536
Illinois	6,092	7,267	Rhode Island	390	656
Indiana	2,874	4,463	South Carolina	1,301	2,266
Iowa	1,954	1,874	South Dakota	402	727
Kansas	2,021	1,973	Tennessee	1,968	4,083
Kentucky	1,373	3,653	Texas	10,817	9,902
Louisiana	2,287	2,265	Utah	931	757
			Vermont	208	341
Maine	424	941			
Maryland	2,013	1,865	Virginia	1,984	2,476
Massachusetts	3,340	4,774			
Michigan	4,821	5,584	Washington	2,780	1,965
Minnesota	2,321	2,619	West Virginia	776	1,903
Mississippi	1,227	1,603	Wisconsin	2,316	3,358
Missouri	2,776	4,087	Wyoming	344	196
	OVERSEAS				
TOTAL	2,951	948	Iran	5	1
			Iraq	5	1
Alaska	205	69			
Argentina	5	1	Japan	32	7
Aruba	5	-			
Australia	26	4	Lebanon	7	1
Austria	5	1	Liberia	5	-
			Mexico	69	20
Brazil	36	2			
Bermuda	6	-	Netherlands	13	1
			Newfoundland	5	-
Canada	124	67	Nicaragua	5	1
Canal Zone	28	20			
Chile	6	-	Panama	6	2
Colombia	25	2	Peru	28	3
Cuba	23	1	Philippines	20	4
			Puerto Rico	97	116
Ecuador	6	-			
Egypt	12	1	Saudia Arabia	25	1
El Salvador	5	-	Scotland	5	5
England	55	12	Spain	7	3
Ethiopia	13	1	Sweden	5	1
			Switzerland	22	-
France	39	2			
Germany	24	7	Thailand	6	-
Guam	8	17	Turkey	6	-
Haiti	5	-	Union So Africa	8	1
Hawaii	226	481			
Hong Kong	10	-	Venezuela	102	2
			Virgin Island	5	3
India	11	-			
Indonesia	6	-	Other	1,531	83
Italy	18	4			

Source: Personnel Statistics Division, Directorate of Statistical Services, DCS/Comptroller.

TABLE 255 — SUMMARY — AF RESERVE MOBILIZATION ASSIGNEE AND MOBILIZATION DESIGNEE STRENGTHS 25 JUN 1952 THROUGH 25 JUN 1955

(Table below is a new table)

DATE AND ASSIGNEE AND DESIGNEE	WORLDWIDE			CONTINENTAL US			OVERSEAS		
	Total	Officers	Airmen	Total	Officers	Airmen	Total	Officers	Airmen
25 June 1952									
Mobilization Assignee.	3,352	2,568	784	3,228	2,466	762	124	102	22
Mobilization Designee.	2,815	2,568	247	a/	a/	a/	a/	a/	a/
25 June 1953									
Mobilization Assignee.	2,974	2,701	273	2,863	2,605	258	111	96	15
Mobilization Designee.	2,617	2,450	167	2,548	2,391	157	69	59	10
25 June 1954									
Mobilization Assignee.	4,026	3,776	250	3,881	3,641	240	145	135	10
Mobilization Designee.	2,866	2,781	85	2,765	2,699	66	101	82	19
25 June 1955									
Mobilization Assignee.	5,207	4,802	405	4,985	4,604	381	222	198	24
Mobilization Designee.	2,991	2,901	90	2,875	2,795	80	116	106	10

a/"Breakout" not available

Source: Personnel Statistics Division, Directorate of Statistical Services, DCS/Comptroller

TABLE 256 – AF RESERVE OFFICER STRENGTH BY GRADE, BY RESERVE

(Table below is a modification of

LINE NUMBER	PROGRAM ELEMENT	TOTAL		GENERAL		COLONEL	
		Ready	Standby	Ready	Standby	Ready	Standby
		AS OF 30					
1	OFFICER - TOTAL a/	83,176	59,674	29	17	1,173	679
2	OFFICER IN DRILL PAY STATUS ASSIGNMENT - TOTAL	22,798	11,202	23	2	639	170
3	Mobilization Assignment	4,661	361	18	2	339	41
4	Air Force Reserve Combat Training	2,953	782	5	-	70	14
5	Replacement Training Squadrons	758	278	-	-	-	-
6	Air Depot Wings	296	40	-	-	10	-
7	Airways and Air Communications Squadrons	81	22	-	-	-	-
8	Aerial Port Squadron	43	5	-	-	-	-
9	Air Reserve Squadron (ANG Nurse Training)	30	1	-	-	-	-
10	Air Reserve Squadron (Navigation Training)	440	254	-	-	-	-
11	Air Reserve Unit (Specialized Training - Paid)	13,536	9,459	-	-	220	115
12	OFFICER IN NON DRILL PAY STATUS ASSIGNMENTS - TOTAL	60,378	48,472	6	15	534	509
13	Mobilization Designation	2,118	805	6	6	181	77
14	Air Reserve Unit (Specialized Training - Non Paid)	1,184	1,329	-	-	11	6
15	Air Reserve Unit (General Training)	12,491	13,935	-	-	110	110
16	Non-Affiliated Reserve Section	41,542	15,316	-	-	225	112
17	Ineligible Reserve Section	3,043	148	-	-	7	4
18	Inactive Status List Reserve Section	-	16,939	-	9	-	200
19	RESERVE RETIRED LIST - TOTAL a/	4,795		13		581	
		AS OF 31					
1	OFFICER - TOTAL a/	91,959	51,334	27	15	1,225	555
2	OFFICER IN PAY STATUS ASSIGNMENT - TOTAL	26,681	6,355	21	2	683	92
3	Mobilization Assignment	4,759	265	16	2	335	29
4	Air Force Reserve Combat Training	3,178	526	5	-	69	13
5	Replacement Training Squadrons	798	169	-	-	-	-
6	Air Depot Wings	312	39	-	-	10	-
7	Airways and Air Communications Squadrons	84	20	-	-	-	-
8	Aerial Port Squadrons	44	6	-	-	-	-
9	Air Reserve Squadron (ANG Nurse Training)	38	1	-	-	-	-
10	Air Reserve Squadron (Navigation Training)	667	228	-	-	-	-
11	Air Reserve Unit (Specialized Training - Paid)	16,801	5,101	-	-	269	50
12	OFFICER IN NON-PAY STATUS ASSIGNMENT - TOTAL	65,278	44,979	6	13	542	463
13	Mobilization Designation	2,102	650	6	5	180	67
14	Air Reserve Unit (Specialized Training Non-Paid)	1,941	1,627	-	-	17	12
15	Air Reserve Unit (General Training)	12,603	13,279	-	-	116	109
16	Non-Affiliated Reserve Section	45,964	15,644	-	-	223	121
17	Ineligible Reserve Section	2,668	333	-	-	6	5
18	Inactive Status List Reserve Section	-	13,446	-	8	-	149
19	RESERVE RETIRED LIST - TOTAL a/	4,997		17		619	

STATUS, BY PAY STATUS, BY PROGRAM ELEMENT — FY 1956

Table 264, FY 1955 in Program Element)

LIEUTENANT COLONEL		MAJOR		CAPTAIN		FIRST LIEUTENANT		SECOND LIEUTENANT		WARRANT OFFICER		Line Number
Ready	Standby	Ready	Standby	Ready	Standby	Ready	Standby	Ready	Standby	Ready	Standby	
SEPTEMBER 1955												
4,610	4,252	8,914	8,869	19,682	19,731	26,454	18,628	20,992	7,461	1,322	37	1
2,420	1,255	4,160	2,485	7,933	4,845	6,171	2,197	1,445	247	7	1	2
922	73	1,163	113	1,282	88	784	39	152	5	1	-	3
228	63	438	162	1,177	328	896	201	139	13	-	1	4
30	5	131	50	378	167	190	50	29	6	-	-	5
30	5	61	10	109	18	74	5	11	2	1	-	6
1	1	12	1	39	5	27	14	2	1	-	-	7
4	1	11	-	11	3	12	1	5	-	-	-	8
-	-	-	-	8	1	18	-	4	-	-	-	9
7	3	69	29	203	115	133	83	28	24	-	-	10
1,198	1,104	2,275	2,120	4,726	4,120	4,037	1,804	1,075	196	5	-	11
2,190	2,997	4,754	6,384	11,749	14,886	20,283	16,431	19,547	7,214	1,315	36	12
308	160	426	222	563	243	512	89	121	8	1	-	13
68	80	140	207	318	455	405	401	240	180	2	-	14
777	1,166	1,573	2,464	3,263	5,139	4,491	3,631	2,210	1,424	67	1	15
987	744	2,501	1,820	7,275	4,701	14,147	5,771	15,162	2,133	1,245	35	16
50	12	114	17	330	43	728	44	1,814	28	-	-	17
-	835	-	1,654	-	4,305	-	6,495	-	3,441	-	-	18
	930		898		1,006		981		386		-	19
DECEMBER 1955												
5,295	3,396	10,437	7,442	22,680	17,125	30,387	16,220	20,667	6,477	1,241	104	1
2,882	683	5,120	1,322	9,859	2,867	6,784	1,224	1,323	164	9	1	2
919	49	1,168	83	1,335	78	834	20	151	4	1	-	3
212	39	463	99	1,293	236	981	132	155	6	-	1	4
20	5	71	15	464	108	204	30	39	11	-	-	5
30	5	64	8	112	17	82	7	13	2	1	-	6
-	1	9	2	44	5	28	11	3	1	-	-	7
5	1	11	-	9	3	15	2	4	-	-	-	8
-	-	-	-	11	1	18	-	9	-	-	-	9
9	3	103	26	300	110	206	66	49	23	-	-	10
1,687	580	3,231	1,089	6,291	2,309	4,416	956	900	117	7	-	11
2,413	2,713	5,317	6,120	12,821	14,258	23,603	14,996	19,344	6,313	1,232	103	12
310	128	427	174	562	192	510	73	106	11	1	-	13
120	100	251	248	545	565	642	492	364	210	2	-	14
864	1,117	1,613	2,368	3,276	4,929	4,570	3,410	2,109	1,344	55	2	15
1,072	762	2,908	1,911	8,149	4,869	17,255	5,807	15,183	2,089	1,174	85	16
47	14	118	39	289	89	626	113	1,582	73	-	-	17
-	592	-	1,380	-	3,614	-	5,101	-	2,586	-	16	18
	996		940		1,033		1,001		390		1	19

TABLE 256 — AF RESERVE OFFICER STRENGTH BY GRADE, BY RESERVE

(Table below is a modification of

Line Number	PROGRAM ELEMENT	TOTAL		GENERAL		COLONEL	
		Ready	Standby	Ready	Standby	Ready	Standby
							AS OF 31
1	OFFICER - TOTAL a/	96,588	45,649	29	14	1,293	447
2	OFFICER IN PAY STATUS ASSIGNMENT - TOTAL	29,211	2,044	21	2	708	32
3	Mobilization Assignment	4,889	124	16	2	345	12
4	Air Force Reserve Combat Training	3,470	195	5	-	74	5
5	Replacement Training Squadrons	756	77	-	-	-	-
6	Air Depot Wings	341	15	-	-	10	-
7	Airways and Air Communications Squadrons	99	11	-	-	-	-
8	Aerial Port Squadrons	49	5	-	-	-	-
9	Air Reserve Squadron (ANG Nurse Training)	39	1	-	-	-	-
10	Air Reserve Squadron (Navigation Training)	909	141	-	-	-	-
11	Air Reserve Unit (Specialized Training - Paid)	18,659	1,475	-	-	279	15
12	OFFICER IN NON-PAY STATUS ASSIGNMENT - TOTAL	67,377	43,605	8	12	585	415
13	Mobilization Designation	2,081	389	8	4	195	42
14	Air Reserve Unit (Specialized Training Non-Paid)	2,521	1,705	-	-	32	11
15	Air Reserve Unit (General Training)	12,440	11,966	-	-	118	101
16	Non-Affiliated Reserve Section	48,385	15,491	-	-	236	125
17	Ineligible Reserve Section	1,950	334	-	-	4	5
18	Inactive Status List Reserve Section	-	13,720	-	8	-	131
19	RESERVE RETIRED LIST - TOTAL a/	5,179		19		651	
							AS OF 30
1	OFFICER - TOTAL a/	97,606	44,749	28	14	1,290	424
2	OFFICER IN PAY STATUS ASSIGNMENT - TOTAL	30,043	395	19	2	717	9
3	Mobilization Assignment	4,921	55	15	2	347	4
4	Air Force Reserve Combat Training	3,732	16	4	-	78	1
5	Replacement Training Squadron	772	3	-	-	-	-
6	Air Depot Wings	362	-	-	-	10	-
7	Airways and Air Communication Squadrons	117	2	-	-	-	-
8	Aerial Port Squadrons	54	-	-	-	-	-
9	Air Reserve Squadron (ANG Nurse Training)	59	1	-	-	-	-
10	Air Reserve Squadron (Navigation Training)	1,209	14	-	-	-	-
11	Air Reserve Unit (Specialized Training - Paid)	18,817	304	-	-	282	4
12	OFFICER IN NON-PAY STATUS ASSIGNMENT - TOTAL	67,563	44,354	9	12	573	415
13	Mobilization Designation	2,027	199	9	3	196	21
14	Air Reserve Unit (Specialized Training Non-Paid)	2,265	1,359	-	-	35	6
15	Air Reserve Unit (General Training)	13,196	10,949	-	-	120	95
16	Non-Affiliated Reserve Section	48,517	15,758	-	-	221	129
17	Ineligible Reserve Section	1,558	195	-	-	1	5
18	Inactive Status List Reserve Section	-	15,894	-	9	-	159
19	RESERVE RETIRED LIST - TOTAL a/	5,378		19		683	

a/ The Reserve Retired List is neither Ready nor Standby, therefore, it is not included in the Ready or Standby.

SOURCE: Personnel Statistics Division, Directorate of Statistical Services, DCS/Comptroller.

STATUS, BY PAY STATUS, BY PROGRAM ELEMENT – FY 1956 (CONTINUED)

Table 264, FY 1955 in Program Element)

LIEUTENANT COLONEL		MAJOR		CAPTAIN		FIRST LIEUTENANT		SECOND LIEUTENANT		WARRANT OFFICER		Line Number
Ready	Standby	Ready	Standby	Ready	Standby	Ready	Standby	Ready	Standby	Ready	Standby	
MARCH 1956												
5,855	2,746	11,239	6,425	24,023	14,830	32,622	14,785	20,314	6,302	1,213	100	1
3,221	213	5,678	430	11,201	926	7,099	385	1,273	55	10	1	2
942	20	1,171	40	1,415	31	844	17	155	2	1	-	3
208	15	501	40	1,425	91	1,086	37	169	6	2	1	4
21	1	43	2	438	52	208	17	46	5	-	-	5
32	2	66	3	126	5	91	3	15	2	1	-	6
1	-	10	1	42	4	39	6	7	-	-	-	7
4	1	11	-	12	1	16	2	6	1	-	-	8
-	-	-	-	12	1	17	-	10	-	-	-	9
9	3	128	18	420	62	270	49	82	9	-	-	10
2,004	171	3,748	326	7,311	679	4,528	254	783	30	6	-	11
2,634	2,533	5,561	5,995	12,822	13,904	25,523	14,400	19,041	6,247	1,203	99	12
333	70	447	101	517	124	475	39	105	8	1	1	13
161	128	364	292	754	640	801	463	407	171	2	-	14
932	1,053	1,690	2,211	3,264	4,524	4,386	2,995	2,009	1,080	41	2	15
1,163	784	2,976	1,904	8,098	4,795	19,429	5,647	15,324	2,151	1,159	85	16
45	19	84	32	189	94	432	109	1,196	75	-	-	17
-	479	-	1,455	-	3,727	-	5,147	-	2,762	-	11	18
1,058		986		1,061		1,012		389		3		19
JUNE 1956												
5,947	2,619	11,542	6,045	24,436	14,227	33,914	14,869	19,268	6,449	1,181	102	1
3,284	57	5,854	83	11,616	160	7,236	71	1,309	13	8	-	2
944	8	1,173	20	1,428	15	843	5	170	1	1	-	3
217	-	540	2	1,500	11	1,176	2	214	-	3	-	4
17	-	38	-	448	2	217	1	52	-	-	-	5
34	-	69	-	133	-	98	-	18	-	-	-	6
1	-	13	-	44	1	50	1	9	-	-	-	7
4	-	11	-	14	-	17	-	8	-	-	-	8
-	-	-	-	16	1	32	-	11	-	-	-	9
12	1	167	2	546	5	378	4	106	2	-	-	10
2,055	48	3,843	59	7,487	125	4,425	58	721	10	4	-	11
2,663	2,562	5,688	5,962	12,820	14,067	26,678	14,798	17,959	6,436	1,173	102	12
336	38	440	52	468	67	467	15	110	2	1	1	13
162	100	352	243	675	535	684	364	353	110	4	1	14
1,037	1,018	1,919	2,054	3,455	4,222	4,439	2,642	2,193	915	33	3	15
1,087	723	2,913	1,964	8,092	4,984	20,816	5,717	14,253	2,156	1,135	85	16
41	16	64	16	130	55	272	61	1,050	42	-	-	17
-	667	-	1,633	-	4,274	-	5,999	-	3,211	-	12	18
1,111		1,043		1,104		1,020		390		8		19

TABLE 257 — AF RESERVE AIRMAN STRENGTH BY GRADE, BY RESERVE

(Table below is a modification of Table

Line Number	PROGRAM ELEMENT	TOTAL		MASTER SERGEANT		TECHNICAL SERGEANT	
		Ready	Standby	Ready	Standby	Ready	Standby
							AS OF 30
1	AIRMAN - TOTAL a/	105,996	8,279	2,354	3,144	4,154	1,599
2	AIRMAN IN DRILL PAY STATUS ASSIGNMENTS - TOTAL	18,002	1,590	1,106	404	1,757	439
3	Mobilization Assignment	408	12	51	4	67	4
4	Air Force Reserve Combat Training	12,303	741	638	170	1,014	217
5	Replacement Training Squadrons	274	18	7	5	27	8
6	Air Depot Wings	1,016	21	42	7	83	4
7	Airways and Air Communications Squadron	263	9	13	1	28	1
8	Aerial Port Squadrons	505	3	14	1	16	1
9	Air Reserve Unit (Specialized Training - Paid)	3,233	786	341	216	522	204
10	AIRMEN IN NON-PAY STATUS ASSIGNMENT - TOTAL	87,994	6,689	1,248	2,740	2,397	1,160
11	Mobilization Designation	86	8	15	2	15	1
12	Air Reserve Unit (Specialized Training Non-Paid)	52	27	2	6	5	7
13	Air Reserve Unit (General Training)	4,961	1,182	305	212	490	312
14	Non-Affiliated Reserve Section	72,415	1,518	713	156	1,540	266
15	Ineligible Reserve Section	9,980	597	211	62	345	96
16	Inactive Status List Reserve Section	-	3,357	-	2,302	-	478
17	Selective Assignee	500	-	2	-	2	-
18	RESERVE RETIRED LIST - TOTAL a/	74		21		4	
							AS OF 31
1	AIRMAN - TOTAL a/	132,602	6,284	2,538	2,359	4,362	1,168
2	AIRMEN IN PAY STATUS ASSIGNMENTS - TOTAL	20,180	1,068	1,509	262	2,302	289
3	Mobilization Assignment	410	8	50	1	67	3
4	Air Force Reserve Combat Training	12,194	522	735	122	1,109	158
5	Replacement Training Squadron	169	8	5	4	13	3
6	Air Depot Wings	1,093	17	58	7	109	2
7	Airways and Air Communications Squadron	313	15	15	2	31	1
8	Aerial Port Squadron	485	3	18	-	21	1
9	Air Reserve Unit (Specialized Training - Paid)	5,516	495	628	126	952	121
10	AIRMEN IN NON-PAY STATUS ASSIGNMENT - TOTAL	112,422	5,216	1,029	2,097	2,060	879
11	Mobilization Designation	75	6	16	-	15	1
12	Air Reserve Unit (Specialized Training Non-Paid)	153	29	14	3	13	9
13	Air Reserve Unit (General Training)	4,182	629	218	118	365	160
14	Non-Affiliated Reserve Sections	96,153	1,502	636	152	1,431	270
15	Ineligible Reserve Section	7,618	496	144	47	231	75
16	Inactive Status List Reserve Section	-	2,554	-	1,777	-	364
17	Selective Assignee	4,241	-	1	-	5	-
18	RESERVE RETIRED LIST - TOTAL a/	107		40		9	

STATUS, BY PAY STATUS, BY PROGRAM ELEMENT — FY 1956

265, FY 1955 in Program Element)

STAFF SERGEANT		AIRMAN FIRST CLASS		AIRMAN SECOND CLASS		AIRMAN THIRD CLASS		AIRMAN BASIC		Line Number
Ready	Standby	Ready	Standby	Ready	Standby	Ready	Standby	Ready	Standby	
SEPTEMBER 1955										
20,384	1,992	29,679	889	22,421	444	17,379	152	9,625	59	1
4,668	547	2,661	148	1,270	41	3,167	6	3,373	5	2
136	3	60	1	62	-	29	-	3	-	3
2,812	270	1,659	66	854	14	2,593	3	2,733	1	4
63	4	15	1	17	-	38	-	107	-	5
170	7	90	3	62	-	203	-	366	-	6
123	4	68	3	19	-	6	-	6	-	7
65	1	71	-	18	-	180	-	141	-	8
1,299	258	698	74	238	27	118	3	17	4	9
15,716	1,445	27,018	741	21,151	403	14,212	146	6,252	54	10
22	1	17	4	6	-	10	-	1	-	11
22	10	11	3	10	1	2	-	-	-	12
1,718	394	1,108	128	839	110	439	25	62	1	13
12,264	540	23,644	318	17,419	157	11,369	64	5,466	17	14
1,621	158	2,056	137	2,734	90	2,311	37	702	17	15
-	342	-	151	-	45	-	20	-	19	16
69	-	182	-	143	-	81	-	21	-	17
20		13		10		4		2		18
DECEMBER 1955										
27,777	1,507	44,075	715	26,478	346	18,760	131	8,612	58	1
5,871	376	3,480	106	1,327	20	3,756	2	1,935	13	2
127	3	70	1	71	-	23	-	2	-	3
2,970	182	1,832	47	884	11	3,121	1	1,543	1	4
54	1	10	-	10	-	46	-	31	-	5
224	5	101	3	68	-	257	-	276	-	6
146	8	82	4	25	-	11	-	3	-	7
73	2	85	-	28	-	196	-	64	-	8
2,277	175	1,300	51	241	9	102	1	16	12	9
21,906	1,131	40,595	609	25,151	326	15,004	129	6,677	45	10
19	2	15	3	4	-	6	-	-	-	11
61	9	47	6	11	2	6	-	1	-	12
1,345	196	987	63	785	69	412	23	70	-	13
18,487	541	35,641	312	21,387	148	12,520	60	6,051	19	14
1,178	120	1,517	132	2,112	76	1,902	32	534	14	15
-	263	-	93	-	31	-	14	-	12	16
816	-	2,388	-	852	-	158	-	21	-	17
26		13		11		5		3		18

TABLE 257 – AF RESERVE AIRMAN STRENGTH BY GRADE, BY RESERVE

(Table below is a modification of Table

Line Number	PROGRAM ELEMENT	TOTAL		MASTER SERGEANT		TECHNICAL SERGEANT	
		Ready	Standby	Ready	Standby	Ready	Standby
							AS OF 31
1	AIRMAN - TOTAL a/	169,381	6,373	2,692	3,056	4,515	1,109
2	AIRMEN IN PAY STATUS ASSIGNMENTS - TOTAL	21,692	337	1,823	82	2,732	91
3	Mobilization Assignment	424	4	53	1	68	-
4	Air Force Reserve Combat Training	12,365	167	853	33	1,272	53
5	Replacement Training Squadrons	78	1	1	-	6	1
6	Air Depot Wings	1,220	4	72	2	122	-
7	Airways and Air Communications Squadrons	399	11	18	3	48	2
8	Aerial Port Squadrons	495	1	19	-	21	-
9	Air Reserve Unit (Specialized Training - Paid)	6,711	149	807	43	1,195	35
10	AIRMEN IN NON-PAY STATUS ASSIGNMENT - TOTAL	147,689	6,036	869	2,974	1,783	1,018
11	Mobilization Designation	78	3	16	-	19	1
12	Air Reserve Unit (Specialized Training Non-Paid)	172	37	5	8	17	9
13	Air Reserve Unit (General Training)	4,154	638	216	130	314	168
14	Non-Affiliated Reserve Sections	127,466	1,359	557	166	1,321	265
15	Ineligible Reserve Section	4,624	199	74	30	96	39
16	Inactive Status List Reserve Section	-	3,800	-	2,640	-	536
17	Selective Assignee	11,195	-	1	-	16	-
18	RESERVE RETIRED LIST - TOTAL a/	129		53		14	
							AS OF 30
1	AIRMAN - TOTAL a/	190,125	6,251	2,767	3,226	4,721	1,014
2	AIRMEN IN PAY STATUS ASSIGNMENT - TOTAL	23,692	81	1,995	26	3,090	24
3	Mobilization Assignment	388	2	51	1	54	-
4	Air Force Reserve Combat Training	13,220	33	918	7	1,432	14
5	Replacement Training Squadrons	49	-	-	-	3	-
6	Air Depot Wings	1,369	1	80	1	141	-
7	Airways and Air Communications Squadrons	497	3	25	1	57	-
8	Aerial Port Squadrons	525	-	21	-	23	-
9	Air Reserve Unit (Specialized Training - Paid)	7,644	42	900	16	1,380	10
10	AIRMEN IN NON-PAY STATUS ASSIGNMENT - TOTAL	166,433	6,170	772	3,200	1,631	990
11	Mobilization Designation	72	2	12	-	16	-
12	Air Reserve Unit (Specialized Training Non-Paid)	101	26	4	7	10	8
13	Air Reserve Unit (General Training)	4,646	573	228	130	349	145
14	Non-Affiliated Reserve Sections	141,409	1,382	483	164	1,187	259
15	Ineligible Reserve Section	3,166	123	45	22	55	22
16	Inactive Status List Reserve Section	-	4,064	-	2,877	-	556
17	Selective Assignee	17,039	-	-	-	14	-
18	RESERVE RETIRED LIST - TOTAL a/	155		60		18	

a/ The Reserve Retired List is neither Ready or Standby, therefore, it is not included in the Ready or Standby Totals.

Source: Personnel Statistics Division, Directorate of Statistical Services, DCS/Comptroller

STATUS, BY PAY STATUS, BY PROGRAM ELEMENT – FY 1956 (Continued)

265, FY 1955 in Program Element)

STAFF SERGEANT		AIRMAN FIRST CLASS		AIRMAN SECOND CLASS		AIRMAN THIRD CLASS		AIRMAN BASIC		Line Number
Ready	Standby	Ready	Standby	Ready	Standby	Ready	Standby	Ready	Standby	
MARCH 1956										
37,188	1,241	63,645	711	32,041	169	20,854	63	8,446	24	1
6,716	114	4,122	40	1,427	7	3,972	2	900	1	2
129	2	82	1	68	-	23	-	1	-	3
3,192	56	2,087	20	960	4	3,303	1	698	-	4
29	-	6	-	2	-	25	-	9	-	5
298	1	169	1	101	-	293	-	165	-	6
175	3	112	3	30	-	13	-	3	-	7
86	1	92	-	37	-	229	-	11	-	8
2,807	51	1,574	15	229	3	86	1	13	1	9
30,472	1,127	59,523	671	30,614	162	16,882	61	7,546	23	10
20	1	16	1	2	-	5	-	-	-	11
70	12	55	7	16	1	5	-	4	-	12
1,339	207	1,110	58	731	60	381	15	63	-	13
26,382	493	51,107	343	26,211	61	14,853	24	7,035	7	14
507	45	891	62	1,362	19	1,273	3	421	1	15
-	369	-	200	-	21	-	19	-	15	16
2,154	-	6,344	-	2,292	-	365	-	23	-	17
28		13		12		6		3		18
JUNE 1956										
41,720	1,129	75,452	479	35,282	240	21,817	116	8,366	47	1
7,611	27	4,981	3	1,635	1	3,946	-	434	-	2
126	1	96	-	48	-	13	-	-	-	3
3,636	11	2,502	-	1,125	1	3,278	-	329	-	4
25	-	12	-	2	-	5	-	2	-	5
343	-	261	-	124	-	335	-	85	-	6
218	-	137	2	41	-	17	-	2	-	7
93	-	108	-	46	-	228	-	6	-	8
3,170	15	1,865	1	249	-	70	-	10	-	9
34,109	1,102	70,471	476	33,647	239	17,871	116	7,932	47	10
21	1	14	1	5	-	4	-	-	-	11
45	4	29	6	6	1	3	-	4	-	12
1,428	184	1,334	51	804	50	429	13	74	-	13
29,117	498	59,258	262	27,861	124	16,023	60	7,480	15	14
288	26	602	26	974	17	857	10	345	-	15
-	389	-	130	-	47	-	33	-	32	16
3,210	-	9,234	-	3,997	-	555	-	29	-	17
33		20		13		8		3		18

TABLE 258 — SUMMARY — AF RESERVES IN PAY STATUS AND NON-PAY STATUS ASSIGNMENTS BY GRADE — JUN 1953 THROUGH JUN 1955

(Table below is a new table)

Date and Type of Assignment	Total		General		Colonel		Lieutenant Colonel		Major		Captain		First Lieutenant		Second Lieutenant		Warrant Officer	
	Ready	Stand-by	Ready	Stand-by	Ready	Stand-by	Ready	Stand-by	Ready	Stand-by	Ready	Stand-by	Ready	Stand-by	Ready	Stand-by	Ready	Stand-by
As Of 25 June 1953																		
TOTAL	143,814	16,770	33	-	1,567	211	5,424	896	13,232	2,435	34,263	5,121	51,100	5,651	38,195	2,456	-	-
In Pay Status Asgmt - Total. .	7,519	82	22	-	323	2	666	3	1,220	21	2,141	33	1,022	22	1,022	1	-	-
In Non-Pay Status Asgmt - Total	136,295	16,688	11	-	1,244	209	4,758	893	12,012	2,414	32,122	5,088	48,975	5,629	37,173	2,455	-	-
Reserve Retired List - Total a/	3,061		4		154		366		451		774		918		394		-	
As Of 25 June 1954																		
TOTAL	139,647	27,533	35	9	1,491	369	5,023	1,588	12,468	4,319	31,917	9,025	48,159	9,374	39,260	2,045	1,294	4
In Pay Status Asgmt - Total. .	10,424	2,619	22	3	402	47	895	144	1,681	400	3,073	919	3,058	924	1,293	181	-	1
In Non-Pay Status Asgmt - Total	129,223	24,914	13	6	1,089	322	4,128	1,444	10,787	3,919	28,844	8,106	45,101	8,450	37,967	2,664	1,294	3
Reserve Retired List - Total .	3,061		8		217		427		474		728		831		349		-	
As Of 25 June 1955																		
TOTAL	79,830	68,032	26	16	1,136	701	3,373	3,213	7,493	8,370	17,209	20,379	22,791	24,521	26,456	10,805	1,346	27
In Pay Status Asgmt - Total. .	21,687	10,522	19	3	621	164	1,634	787	3,387	1,943	6,754	4,289	6,418	2,863	2,846	473	8	-
In Non-Pay Status Asgmt - Total	58,143	57,510	7	13	515	537	1,739	2,426	4,106	6,427	10,455	16,090	16,373	21,658	23,610	10,332	1,338	27
Reserve Retired List - Total .	3,987		12		466		696		677		851		912		373		1	

Date and Type of Assignment	Total		Master Sergeant		Technical Sergeant		Staff Sergeant		Airman First Class		Airman Second Class		Airman Third Class		Airman Basic	
	Ready	Stand-by	Ready	Stand-by	Ready	Stand-by	Ready	Stand-by	Ready	Stand-by	Ready	Stand-by	Ready	Stand-by	Ready	Stand-by
As Of 25 June 1953																
TOTAL	75,408	1,508	3,730	260	6,561	249	17,403	359	18,405	308	14,880	205	9,857	83	4,572	44
In Pay Status Assignment - Total . . .	6,214	2	360	-	601	-	1,274	2	1,042	-	754	-	923	-	1,260	1
In Non-Pay Status Assignment - Total .	69,194	1,506	3,370	260	5,960	249	16,129	357	17,363	308	14,126	205	8,934	83	3,312	44
Reserve Retired List - Total	65		7		3		20		15		12		7		1	
As Of 25 June 1954																
TOTAL	80,827	4,586	2,828	1,419	4,078	838	12,903	1,226	20,603	603	19,707	326	13,277	145	7,431	29
In Pay Status Assignment - Total . . .	9,479	796	590	144	895	184	2,086	307	1,406	107	885	42	1,044	11	2,573	1
In Non-Pay Status Assignment - Total .	71,348	3,790	2,238	1,275	3,183	654	10,817	919	19,197	496	18,822	284	12,233	134	4,858	28
Reserve Retired List - Total	47		8		2		15		11		9		2		-	
As Of 25 June 1955																
TOTAL	86,625	7,040	2,298	2,205	4,093	1,384	14,441	1,919	20,054	870	19,318	449	15,512	166	10,909	47
In Pay Status Assignment - Total . . .	18,025	1,508	955	361	1,602	416	4,131	516	2,396	154	1,323	46	2,306	14	5,312	1
In Non-Pay Status Assignment - Total .	68,600	5,532	1,343	1,844	2,491	968	10,310	1,403	17,658	716	17,995	403	13,206	152	5,597	46
Reserve Retired List - Total	60		12		2		18		13		10		4		1	

a/ The Reserve Retired List is neither Ready or Standby, therefore, it is not included in the Ready or Standby Totals.

Source: Personnel Statistics Division, Directorate of Statistical Services, DCS/Comptroller

TABLE 259 — AF RESERVE MOBILIZATION ASSIGNEE AND MOBILIZATION DESIGNEE STRENGTH BY COMMAND — FY 1956

TYPE OF PERSONNEL BY COMMAND OF ASSIGNMENT	30 SEPTEMBER (1955)		31 DECEMBER		31 MARCH (1956)		30 JUNE	
	MOAR	MDR	MOAR	MDR	MOAR	MDR	MOAR	MDR
TOTAL	5,442	3,017	5,442	2,833	5,441	2,551	5,366	2,300
OFFICER - TOTAL	5,022	2,923	5,024	2 752	5,013	2,470	4,976	2,226
AIRMAN - TOTAL	420	94	418	81	428	81	390	74
CONTINENTAL U S - TOTAL	5,206	2,898	5,214	2,706	5,222	2,438	5,147	2,183
OFFICER - TOTAL	4,821	2,815	4,832	2,633	4,833	2,364	4,796	2,115
AIRMAN - TOTAL	385	83	382	73	389	74	351	68
Air Defense Command - Total	251	23	268	24	275	23	288	26
Officer	244	23	262	24	270	23	285	26
Airman	7	-	6	-	5	-	3	-
Air Force Finance Division - Total	34	5	33	6	33	4	34	4
Officer	34	5	33	6	33	4	34	4
Airman	-	-	-	-	-	-	-	-
Air Materiel Command - Total	638	305	635	284	649	252	659	241
Officer	638	305	635	284	649	252	659	241
Airman	-	-	-	-	-	-	-	-
Air Proving Ground - Total	36	10	48	10	49	11	57	11
Officer	35	10	37	10	38	11	41	11
Airman	1	-	11	-	11	-	16	-
Air Research and Development Command - Total	64	161	68	159	70	150	76	146
Officer	63	159	67	157	69	148	75	144
Airman	1	2	1	2	1	2	1	2
Air Training Command - Total	576	235	577	184	551	127	515	108
Officer	542	225	549	175	523	120	491	103
Airman	34	10	28	9	28	7	24	5
Air University - Total	127	316	130	317	138	309	148	294
Officer	126	316	129	317	137	309	147	293
Airman	1	-	1	-	1	-	1	1
Continental Air Command - Total	629	48	635	45	629	38	629	29
Officer	611	42	617	39	611	33	613	27
Airman	18	6	18	6	18	5	16	2
Headquarters USAF - Total	480	771	477	764	466	748	465	737
Officer	480	769	477	762	466	742	465	732
Airman	-	2	-	2	-	6	-	5
Headquarters Command , USAF - Total	112	48	120	46	124	47	129	47
Officer	77	44	79	43	79	44	83	46
Airman	35	4	41	3	45	3	46	1
Military Air Transport Service - Total	1,088	851	1,053	757	1,037	624	948	439
Officer	919	802	883	714	876	582	814	396
Airman	169	49	170	43	161	42	134	43
Strategic Air Command - Total	672	47	680	39	689	39	711	38
Officer	608	47	623	39	632	39	648	38
Airman	64	-	57	-	57	-	63	-
Tactical Air Command - Total	468	56	460	49	482	45	456	43
Officer	413	46	411	41	420	36	409	34
Airman	55	10	49	8	62	9	47	9
USAF Security Service - Total	31	22	30	22	30	21	32	20
Officer	31	22	30	22	30	21	32	20
Airman	-	-	-	-	-	-	-	-
OVERSEAS - TOTAL	236	119	228	127	219	113	219	117
OFFICER - TOTAL	201	108	192	119	180	106	180	111
AIRMAN - TOTAL	35	11	36	8	39	7	39	6
Caribbean Air Command - Total	35	5	34	6	33	6	33	6
Officer	23	2	23	3	22	3	22	3
Airman	12	3	11	3	11	3	11	3
Far East Air Forces - Total	48	55	46	53	45	47	44	46
Officer	35	47	36	48	34	43	34	43
Airman	13	8	10	5	11	4	10	3
Military Air Transport Service - Total	54	10	59	9	66	9	62	9
Officer	46	10	46	9	50	9	46	9
Airman	8	-	13	-	16	-	16	-
Strategic Air Command - Total	12	1	12	1	11	1	12	1
Officer	11	1	11	1	11	1	11	1
Airman	1	-	1	-	-	-	1	-
United States Air Forces in Europe - Total	87	48	77	58	64	50	68	55
Officer	86	48	76	58	63	50	67	55
Airman	1	-	1	-	1	-	1	-

Note: MOAR - Mobilization Assignment Reserve; MDR - Mobilization Designation Reserve
Source: Personnel Statistics Division, Directorate of Statistical Services, DCS/Comptroller

TABLE 260 — AF RESERVE OFFICERS IN PAY STATUS ASSIGNMENTS BY FLYING STATUS, BY GRADE, BY PROGRAM ELEMENT — FY 1956

(Table below is a modification of Table 267, FY 1955 "USAF Statistical Digest" in Program Element)

GRADE AND PROGRAM ELEMENT	TOTAL		ON FLYING STATUS								NOT ON FLYING STATUS								AERO RATING AND/OR FLY STATUS UNKNOWN	
			Total		Pilots		Other Rated		Non Rated		Total		Pilots		Other Rated		Non Rated			
	Ready	Stand-by	Ready	Stand-by	Ready	Stand-by	Ready	Stand-by	Ready	Stand-by	Ready	Stand-by	Ready	Stand-By	Ready	Stand-by	Ready	Stand-by	Ready	Stand-by
	AS OF 30 SEPTEMBER 1956																			
TOTAL	9,262	1,743	4,887	1,131	3,696	746	1,150	377	41	8	4,355	607	223	30	181	42	3,951	535	20	5
GENERAL - TOTAL	23	2	15	1	13	1	1	-	1	-	8	-	3	-	-	-	5	-	-	1
COLONEL - TOTAL	419	55	118	11	106	8	3	-	9	3	300	44	13	1	4	1	283	42	1	-
LIEUTENANT COLONEL - TOTAL	1,222	151	352	48	288	36	49	10	15	2	868	103	18	2	13	1	837	100	2	-
MAJOR - TOTAL	1,885	365	899	203	698	146	198	57	3	-	984	161	48	10	11	5	892	146	2	1
CAPTAIN - TOTAL	3,207	725	2,284	557	1,721	365	557	189	6	3	917	166	105	13	99	22	713	131	6	2
FIRST LIEUTENANT - TOTAL	2,134	393	1,096	272	797	176	292	96	7	-	1,031	120	31	3	20	10	980	107	7	1
SECOND LIEUTENANT - TOTAL	370	51	123	39	73	14	50	25	-	-	245	12	2	1	1	3	239	8	1	-
WARRANT OFFICER - TOTAL	2	1	-	-	-	-	-	-	-	-	2	1	-	-	-	-	2	1	-	-
Mobilization Assignee - Total	4,661	361	1,715	116	1,384	86	317	29	14	1	2,928	241	160	11	109	9	2,659	221	18	4
General	18	2	10	1	8	1	1	-	1	-	8	-	3	-	-	-	5	-	-	1
Colonel	339	41	81	5	77	4	2	-	2	1	257	36	10	1	3	1	244	34	1	-
Lieutenant Colonel	922	73	205	10	168	7	30	3	7	-	715	63	17	2	9	-	689	61	2	-
Major	1,163	113	427	39	353	30	72	9	2	-	734	73	39	5	28	1	667	67	2	1
Captain	1,282	88	731	42	579	29	150	13	2	-	546	45	69	3	61	6	416	36	5	1
First Lieutenant	784	39	233	17	177	14	56	3	-	-	544	21	18	-	7	1	519	20	7	1
Second Lieutenant	152	5	28	2	22	1	6	1	-	-	123	3	4	-	1	-	118	3	1	-
Warrant Officer	1	-	-	-	-	-	-	-	-	-	1	-	-	-	-	-	1	-	-	-
Combat Training - Total	2,953	782	1,822	468	1,542	375	259	86	21	7	1,129	314	61	19	52	18	1,016	277	2	-
General	5	-	5	-	5	-	-	-	-	-	-	-	-	-	-	-	-	-	-	-
Colonel	70	14	35	6	27	4	1	-	7	2	35	8	3	-	1	-	31	8	-	-
Lieutenant Colonel	228	63	104	28	89	22	9	4	6	2	124	35	1	-	4	-	119	35	-	-
Major	438	162	247	80	214	62	32	18	1	-	191	82	9	5	10	2	172	75	-	-
Captain	1,177	328	877	226	734	172	139	51	4	3	299	102	36	10	29	12	234	80	1	-
First Lieutenant	896	201	514	119	438	109	73	10	3	-	382	82	11	3	8	4	363	75	-	-
Second Lieutenant	139	13	40	9	35	6	5	3	-	-	98	4	1	1	-	-	97	3	1	-
Warrant Officer	-	1	-	-	-	-	-	-	-	-	-	1	-	-	-	-	-	1	-	-
Replacement Training Sq - Total	758	278	758	278	659	263	99	15	-	-	-	-	-	-	-	-	-	-	-	-
General	-	-	-	-	-	-	-	-	-	-	-	-	-	-	-	-	-	-	-	-
Colonel	-	-	-	-	-	-	-	-	-	-	-	-	-	-	-	-	-	-	-	-
Lieutenant Colonel	30	5	30	5	30	5	-	-	-	-	-	-	-	-	-	-	-	-	-	-
Major	131	50	131	50	108	48	23	2	-	-	-	-	-	-	-	-	-	-	-	-
Captain	378	167	378	167	344	156	34	11	-	-	-	-	-	-	-	-	-	-	-	-
First Lieutenant	190	50	190	50	161	48	29	2	-	-	-	-	-	-	-	-	-	-	-	-
Second Lieutenant	29	6	29	6	16	6	13	-	-	-	-	-	-	-	-	-	-	-	-	-

TABLE 260 — AF RESERVE OFFICERS IN PAY STATUS ASSIGNMENTS BY FLYING STATUS, BY GRADE, BY PROGRAM ELEMENT — FY 1956 (CONTINUED)

(Table below is a modification of Table 267, FY 1955 "USAF Statistical Digest" in Program Element)

GRADE AND PROGRAM ELEMENT	TOTAL		ON FLYING STATUS								NOT ON FLYING STATUS								AERO RATING AND/OR FLY STATUS UNKNOWN	
			Total		Pilots		Other Rated		Non Rated		Total		Pilots		Other Rated		Non Rated			
	Ready	Stand-by	Ready	Stand-by	Ready	Stand-by	Ready	Stand-by	Ready	Stand-by	Ready	Stand-by	Ready	Stand-by	Ready	Stand-by	Ready	Stand-by	Ready	Stand-by
	AS OF 30 SEPTEMBER 1956 (Continued)																			
Air Depot Wing - Total	296	40	109	19	61	9	45	10	3	-	187	21	-	-	5	-	182	21	-	-
Colonel	10	-	2	-	2	-	-	-	-	-	8	-	-	-	-	-	8	-	-	-
Lieutenant Colonel	30	5	5	2	-	1	3	1	2	-	25	3	-	-	-	-	25	3	-	-
Major	61	10	19	6	15	5	4	1	-	-	42	4	-	-	2	-	40	4	-	-
Captain	109	18	67	8	35	2	32	6	-	-	42	10	-	-	3	-	39	10	-	-
First Lieutenant	74	5	16	2	9	-	6	2	1	-	58	3	-	-	-	-	58	3	-	-
Second Lieutenant	11	2	-	1	-	1	-	-	-	-	11	1	-	-	-	-	11	1	-	-
Warrant Officer	1	-	-	-	-	-	-	-	-	-	1	-	-	-	-	-	1	-	-	-
Airways and Air Comm Sq-Total	81	22	46	12	40	8	6	4	-	-	35	9	2	-	-	-	33	9	-	1
Colonel	-	-	-	-	-	-	-	-	-	-	-	-	-	-	-	-	-	-	-	-
Lieutenant Colonel	1	1	1	-	1	-	-	-	-	-	-	1	-	-	-	-	-	1	-	-
Major	12	1	4	1	4	1	-	-	-	-	8	-	-	-	-	-	8	-	-	-
Captain	39	5	28	3	24	2	4	1	-	-	11	1	-	-	-	-	11	1	-	1
First Lieutenant	27	14	13	8	11	5	2	3	-	-	14	6	2	-	-	-	12	6	-	-
Second Lieutenant	2	1	-	-	-	-	-	-	-	-	2	1	-	-	-	-	2	1	-	-
Aerial Port Squadron - Total	43	5	12	5	9	4	3	1	-	-	31	-	-	-	4	-	27	-	-	-
Colonel	-	-	-	-	-	-	-	-	-	-	-	-	-	-	-	-	-	-	-	-
Lieutenant Colonel	4	1	-	1	-	1	-	-	-	-	4	-	-	-	-	-	4	-	-	-
Major	11	-	5	-	4	-	1	-	-	-	6	-	-	-	2	-	4	-	-	-
Captain	11	3	6	3	4	3	2	-	-	-	5	-	-	-	1	-	4	-	-	-
First Lieutenant	12	1	1	1	1	-	-	1	-	-	11	-	-	-	1	-	10	-	-	-
Second Lieutenant	5	-	-	-	-	-	-	-	-	-	5	-	-	-	-	-	5	-	-	-
Air Reserve Sq (ANT) - TOTAL	30	1	3	-	-	-	-	-	3	-	27	1	-	-	-	-	27	1	-	-
Lieutenant Colonel	-	-	-	-	-	-	-	-	-	-	-	-	-	-	-	-	-	-	-	-
Major	-	-	-	-	-	-	-	-	-	-	-	-	-	-	-	-	-	-	-	-
Captain	8	1	-	-	-	-	-	-	-	-	8	1	-	-	-	-	8	1	-	-
First Lieutenant	18	-	3	-	-	-	-	-	3	-	15	-	-	-	-	-	15	-	-	-
Second Lieutenant	4	-	-	-	-	-	-	-	-	-	4	-	-	-	-	-	4	-	-	-
Air Reserve Sq (NAV) - Total	440	254	422	233	1	1	421	232	-	-	18	21	-	-	11	15	7	6	-	-
Lieutenant Colonel	7	3	7	2	-	-	7	2	-	-	-	1	-	-	-	1	-	-	-	-
Major	69	29	66	27	-	-	66	27	-	-	3	2	-	-	2	2	1	-	-	-
Captain	203	115	197	108	1	1	196	107	-	-	6	7	-	-	5	4	1	3	-	-
First Lieutenant	133	83	126	75	-	-	126	75	-	-	7	8	-	-	4	5	3	3	-	-
Second Lieutenant	28	24	26	21	-	-	26	21	-	-	2	3	-	-	-	3	2	-	-	-

TABLE 260 — AF RESERVE OFFICERS IN PAY STATUS ASSIGNMENTS BY FLYING STATUS, BY GRADE, BY PROGRAM ELEMENT — FY 1956 (CONTINUED)

(Table below is a modification of Table 267, FY 1955 "USAF Statistical Digest" in Program Element)

GRADE AND PROGRAM ELEMENT	TOTAL		ON FLYING STATUS								NOT ON FLYING STATUS								AERO RATING AND/OR FLY STATUS UNKNOWN	
			Total		Pilots		Other Rated		Non Rated		Total		Pilots		Other Rated		Non Rated			
	Ready	Stand-by	Ready	Stand-by	Ready	Stand-by	Ready	Stand-by	Ready	Stand-by	Ready	Stand-by	Ready	Stand-by	Ready	Stand-by	Ready	Stand-by	Ready	Stand-by
	AS OF 31 DECEMBER 1955																			
TOTAL	9,880	1,254	5,127	786	3,775	479	1,311	302	41	5	4,726	462	278	29	220	30	4,228	403	27	6
GENERAL - TOTAL	21	2	13	1	11	1	1	-	1	-	8	-	2	-	-	-	6	-	-	1
COLONEL - TOTAL	414	42	112	8	100	5	3	-	9	3	301	34	15	2	3	1	283	31	1	-
LIEUTENANT COLONEL - TOTAL	1,195	103	326	30	265	23	47	6	14	1	866	73	24	2	14	-	828	71	3	-
MAJOR - TOTAL	1,889	233	849	117	641	74	205	43	3	-	1,038	114	58	8	53	3	927	103	2	2
CAPTAIN - TOTAL	3,568	558	2,503	417	1,840	261	655	155	7	1	1,057	139	133	11	123	15	801	113	8	2
FIRST LIEUTENANT - TOTAL	2,368	268	1,170	179	825	103	338	76	7	-	1,189	88	38	5	26	9	1,125	74	9	1
SECOND LIEUTENANT - TOTAL	423	47	154	34	93	12	61	22	-	-	265	13	8	1	1	2	256	10	4	-
WARRANT OFFICER - TOTAL	2	1	-	-	-	-	-	-	-	-	2	1	-	-	-	-	2	1	-	-
Mobilization Assignee - Total	4,759	265	1,688	81	1,361	58	312	23	15	-	3,051	180	184	9	124	4	2,743	167	20	4
General	16	2	8	1	6	1	1	-	1	-	8	-	2	-	-	-	6	-	-	1
Colonel	335	29	76	3	71	3	2	-	3	-	258	26	12	1	2	1	244	24	1	-
Lieutenant Colonel	919	49	192	6	156	5	29	1	7	-	725	43	22	2	10	-	693	41	2	-
Major	1,168	83	418	28	349	20	67	8	2	-	748	54	43	4	35	1	670	49	2	1
Captain	1,335	78	727	35	572	23	153	12	2	-	603	42	80	2	70	2	453	38	5	1
First Lieutenant	834	20	237	7	183	6	54	1	-	-	590	12	21	-	6	-	563	12	7	1
Second Lieutenant	151	4	30	1	24	-	6	1	-	-	118	3	4	-	1	-	113	3	3	-
Warrant Officer	1	-	-	-	-	-	-	-	-	-	1	-	-	-	-	-	1	-	-	-
Combat Training - Total	3,178	526	1,901	308	1,606	257	275	46	20	5	1,273	218	77	15	70	12	1,126	191	4	-
General	5	-	5	-	5	-	-	-	-	-	-	-	-	-	-	-	-	-	-	-
Colonel	69	13	34	5	27	2	1	-	6	3	35	8	3	1	1	-	31	7	-	-
Lieutenant Colonel	212	39	102	15	91	13	6	1	5	1	109	24	2	-	4	-	103	24	1	-
Major	463	99	242	46	210	38	31	8	1	-	221	53	11	4	10	2	200	47	-	-
Captain	1,293	236	942	164	784	134	153	29	5	1	349	72	46	5	43	8	260	59	2	-
First Lieutenant	981	132	531	75	452	67	76	8	3	-	450	57	13	4	12	2	425	51	-	-
Second Lieutenant	155	6	45	3	37	3	8	-	-	-	109	3	2	1	-	-	107	2	1	-
Warrant Officer	-	1	-	-	-	-	-	-	-	-	-	1	-	-	-	-	-	1	-	-
Replacement Training Sq-Total	798	169	723	150	699	144	24	6	-	-	74	19	12	4	2	1	60	14	1	-
General	-	-	-	-	-	-	-	-	-	-	-	-	-	-	-	-	-	-	-	-
Colonel	-	-	-	-	-	-	-	-	-	-	-	-	-	-	-	-	-	-	-	-
Lieutenant Colonel	20	5	18	3	18	3	-	-	-	-	2	2	-	-	-	-	2	2	-	-
Major	71	15	61	12	58	11	3	1	-	-	10	3	2	-	-	-	8	3	-	-
Captain	464	108	439	99	421	95	18	4	-	-	25	9	7	4	1	-	17	5	-	-
First Lieutenant	204	30	175	27	172	26	3	1	-	-	28	3	1	-	1	1	26	2	1	-
Second Lieutenant	39	11	30	9	30	9	-	-	-	-	9	2	2	-	-	-	7	2	-	-

TABLE 260 — AF RESERVE OFFICERS IN PAY STATUS ASSIGNMENTS BY FLYING STATUS, BY GRADE, BY PROGRAM ELEMENT — FY 1956 (CONTINUED)

(Table below is a modification of table 267, FY 1955 "USAF Statistical Digest" in Program Element)

GRADE AND PROGRAM ELEMENT	TOTAL		ON FLYING STATUS								NOT ON FLYING STATUS								AERO RATING AND/OR FLY STATUS UNKNOWN	
			Total		Pilots		Other Rated		Non Rated		Total		Pilots		Other Rated		Non Rated			
	Ready	Stand-by	Ready	Stand-by	Ready	Stand-by	Ready	Stand-by	Ready	Stand-by	Ready	Stand-by	Ready	Stand-by	Ready	Stand-by	Ready	Stand-by	Ready	Stand-by
	(AS OF 31 DECEMBER 1955)																			
Air Depot Wing - Total	312	39	114	14	66	6	45	8	3	-	198	25	2	1	5	1	191	23	-	-
Colonel	10	-	2	-	2	-	-	-	-	-	8	-	-	-	-	-	8	-	-	-
Lieutenant Colonel	30	5	5	2	-	1	3	1	2	-	25	3	-	-	-	-	25	3	-	-
Major	64	8	21	4	17	3	4	1	-	-	43	4	1	-	2	-	40	4	-	-
Captain	112	17	70	6	37	2	33	4	-	-	42	11	-	-	2	1	40	10	-	-
First Lieutenant	82	7	15	2	9	-	5	2	1	-	67	5	1	1	1	-	65	4	-	-
Second Lieutenant	13	2	1	-	1	-	-	-	-	-	12	2	-	-	-	-	12	2	-	-
Warrant Officer	1	-	-	-	-	-	-	-	-	-	1	-	-	-	-	-	1	-	-	-
Airways and Air Comm Sq - Tot	84	20	42	13	36	9	6	4	-	-	42	6	2	-	-	-	40	6	-	1
Colonel	-	-	-	-	-	-	-	-	-	-	-	-	-	-	-	-	-	-	-	-
Lieutenant Colonel	-	1	-	-	-	-	-	-	-	-	-	1	-	-	-	-	-	1	-	-
Major	9	2	4	2	4	2	-	-	-	-	5	-	-	-	-	-	5	-	-	-
Captain	44	5	27	4	23	3	4	1	-	-	17	-	-	-	-	-	17	-	-	1
First Lieutenant	28	11	11	7	9	4	2	3	-	-	17	4	2	-	-	-	15	4	-	-
Second Lieutenant	3	1	-	-	-	-	-	-	-	-	3	1	-	-	-	-	3	1	-	-
Aerial Port Squadron - Total	44	6	8	5	5	4	3	1	-	-	36	1	1	-	4	1	31	-	-	-
Colonel	-	-	-	-	-	-	-	-	-	-	-	-	-	-	-	-	-	-	-	-
Lieutenant Colonel	5	1	-	1	-	1	-	-	-	-	5	-	-	-	-	-	5	-	-	-
Major	11	-	4	-	3	-	1	-	-	-	7	-	1	-	2	-	4	-	-	-
Captain	9	3	4	3	2	3	2	-	-	-	5	-	-	-	1	-	4	-	-	-
First Lieutenant	15	2	-	1	-	-	-	1	-	-	15	1	-	-	1	1	14	-	-	-
Second Lieutenant	4	-	-	-	-	-	-	-	-	-	4	-	-	-	-	-	4	-	-	-
Air Reserve Sq (ANT) - Total	38	1	3	-	-	-	-	-	3	-	34	1	-	-	-	-	34	1	1	-
Lieutenant Colonel	-	-	-	-	-	-	-	-	-	-	-	-	-	-	-	-	-	-	-	-
Major	-	-	-	-	-	-	-	-	-	-	-	-	-	-	-	-	-	-	-	-
Captain	11	1	-	-	-	-	-	-	-	-	10	1	-	-	-	-	10	1	1	-
First Lieutenant	18	-	3	-	-	-	-	-	3	-	15	-	-	-	-	-	15	-	-	-
Second Lieutenant	9	-	-	-	-	-	-	-	-	-	9	-	-	-	-	-	9	-	-	-
Air Reserve Sq (NAV) - Total	667	228	648	215	2	1	646	214	-	-	18	12	-	-	15	11	3	1	1	1
Lieutenant Colonel	9	3	9	3	-	-	9	3	-	-	-	-	-	-	-	-	-	-	-	-
Major	103	26	99	25	-	-	99	25	-	-	4	-	-	-	4	-	-	-	-	1
Captain	300	110	294	106	1	1	293	105	-	-	6	4	-	-	6	4	-	-	-	-
First Lieutenant	206	66	198	60	-	-	198	60	-	-	7	6	-	-	5	5	2	1	1	-
Second Lieutenant	49	23	48	21	1	-	47	21	-	-	1	2	-	-	-	2	1	-	-	-

TABLE 260 — AF RESERVE OFFICERS IN PAY STATUS ASSIGNMENTS BY FLYING STATUS, BY GRADE, BY PROGRAM ELEMENT — FY 1956 (CONTINUED)

(Table below is a modification of table 267, FY 1955 "USAF Statistical Digest" in Program Element)

GRADE AND PROGRAM ELEMENT	TOTAL		ON FLYING STATUS								NOT ON FLYING STATUS								AERO RATING AND/OR FLY STATUS UNKNOWN	
			Total		Pilots		Other Rated		Non Rated		Total		Pilots		Other Rated		Non Rated			
	Ready	Stand-by	Ready	Stand-by	Ready	Stand-by	Ready	Stand-by	Ready	Stand-by	Ready	Stand-by	Ready	Stand-by	Ready	Stand-by	Ready	Stand-by	Ready	Stand-by
	(AS OF 31 MARCH 1956)																			
TOTAL	10,552	569	5,497	376	3,882	206	1,574	168	41	2	5,036	189	304	11	248	14	4,484	164	19	4
GENERAL - TOTAL	21	2	13	1	11	1	1	-	1	-	8	-	2	-	-	-	6	-	-	1
COLONEL - TOTAL	429	17	107	4	95	2	3	-	9	2	321	13	17	1	4	-	300	12	1	-
LIEUTENANT COLONEL - TOTAL	1,217	42	325	15	264	11	47	4	14	-	890	27	22	1	15	-	853	26	2	-
MAJOR - TOTAL	1,930	104	857	52	622	29	232	23	3	-	1,070	51	66	4	57	2	947	45	3	1
CAPTAIN - TOTAL	3,890	247	2,711	192	1,922	113	781	79	8	-	1,173	53	150	4	143	6	880	43	6	1
FIRST LIEUTENANT - TOTAL	2,571	131	1,284	98	864	46	414	52	6	-	1,281	33	39	1	25	5	1,217	27	6	-
SECOND LIEUTENANT - TOTAL	490	25	200	14	104	4	96	10	-	-	289	11	8	-	4	1	277	10	1	-
WARRANT OFFICER - TOTAL	4	1	-	-	-	-	-	-	-	-	4	1	-	-	-	-	4	1	-	-
Mobilization Assignee - Tot	4,889	124	1,683	38	1,344	26	324	12	15	-	3,194	84	206	5	136	4	2,852	75	12	2
General	16	2	8	1	6	1	1	-	1	-	8	-	2	-	-	-	6	-	-	1
Colonel	345	12	70	2	65	2	2	-	3	-	274	10	13	1	3	-	258	9	1	-
Lieutenant Colonel	942	20	188	2	152	2	30	-	6	-	752	18	21	1	11	-	720	17	2	-
Major	1,171	40	405	12	337	7	66	5	2	-	763	28	50	2	37	2	676	24	3	-
Captain	1,415	31	745	14	581	8	161	6	3	-	667	16	96	1	78	2	493	13	3	1
First Lieutenant	844	17	239	7	183	6	56	1	-	-	602	10	21	-	5	-	576	10	3	-
Second Lieutenant	155	2	28	-	20	-	8	-	-	-	127	2	3	-	2	-	122	2	-	-
Warrant Officer	1	-	-	-	-	-	-	-	-	-	1	-	-	-	-	-	1	-	-	-
Combat Training - Total	3,470	195	2,047	108	1,727	93	301	13	19	2	1,420	87	80	4	79	5	1,261	78	3	-
General	5	-	5	-	5	-	-	-	-	-	-	-	-	-	-	-	-	-	-	-
Colonel	74	5	35	2	28	-	1	-	6	2	39	3	4	-	1	-	34	3	-	-
Lieutenant Colonel	208	15	102	7	92	6	4	1	6	-	106	8	1	-	4	-	101	8	-	-
Major	501	40	259	18	223	17	35	1	1	-	242	22	12	2	12	-	218	20	-	-
Captain	1,425	91	1,032	59	866	50	161	9	5	-	391	32	46	2	49	3	296	27	2	-
First Lieutenant	1,086	37	563	21	472	20	90	1	1	-	523	16	13	-	13	2	497	14	-	-
Second Lieutenant	169	6	51	1	41	-	10	1	-	-	117	5	4	-	-	-	113	5	1	-
Warrant Officer	2	1	-	-	-	-	-	-	-	-	2	1	-	-	-	-	2	1	-	-
Replacement Training Sq-Tot	756	77	710	75	689	74	21	1	-	-	44	2	11	-	2	1	31	1	2	-
General	-	-	-	-	-	-	-	-	-	-	-	-	-	-	-	-	-	-	-	-
Colonel	-	-	-	-	-	-	-	-	-	-	-	-	-	-	-	-	-	-	-	-
Lieutenant Colonel	21	1	20	1	20	1	-	-	-	-	1	-	-	-	-	-	1	-	-	-
Major	43	2	40	2	38	2	2	-	-	-	3	-	2	-	-	-	1	-	-	-
Captain	438	52	421	51	407	50	14	1	-	-	17	1	6	-	1	-	10	1	-	-
First Lieutenant	208	17	188	17	184	17	4	-	-	-	18	-	2	-	1	-	15	-	2	-
Second Lieutenant	46	5	41	4	40	4	1	-	-	-	5	1	1	-	-	1	4	-	-	-

TABLE 260 — AF RESERVE OFFICERS IN PAY STATUS ASSIGNMENTS BY FLYING STATUS, BY GRADE, BY PROGRAM ELEMENT — FY 1956 (CONTINUED)

(Table below is a modification of table 267, FY 1955 "USAF Statistical Digest" in Program Element)

GRADE AND PROGRAM ELEMENT	TOTAL		ON FLYING STATUS								NOT ON FLYING STATUS								AERO RATING AND/OR FLY STATUS UNKNOWN	
			Total		Pilots		Other Rated		Non Rated		Total		Pilots		Other Rated		Non Rated			
	Ready	Stand-by	Ready	Stand-by	Ready	Stand-by	Ready	Stand-by	Ready	Stand-by	Ready	Stand-by	Ready	Stand-by	Ready	Stand-by	Ready	Stand-by	Ready	Stand-by
	(AS OF 31 MARCH 1956)																			
Air Depot Wing - Total	341	15	121	7	68	4	49	3	4	-	220	8	2	2	6	-	212	6	-	-
Colonel	10	-	2	-	2	-	-	-	-	-	8	-	-	-	-	-	8	-	-	-
Lieutenant Colonel	32	2	6	1	-	1	4	-	2	-	26	1	-	-	-	-	26	1	-	-
Major	66	3	21	2	17	2	4	-	-	-	45	1	1	-	2	-	42	1	-	-
Captain	126	5	74	3	39	1	35	2	-	-	52	2	-	1	3	-	49	1	-	-
First Lieutenant	91	3	17	1	9	-	6	1	2	-	74	2	1	1	1	-	72	1	-	-
Second Lieutenant	15	2	1	-	1	-	-	-	-	-	14	2	-	-	-	-	14	2	-	-
Warrant Officer	1	-	-	-	-	-	-	-	-	-	1	-	-	-	-	-	1	-	-	-
Airways and Air Comm Sq - Tot	99	11	50	8	42	6	8	2	-	-	49	2	3	-	-	-	46	2	-	1
Lieutenant Colonel	1	-	-	-	-	-	1	-	-	-	1	-	-	-	-	-	1	-	-	-
Major	10	1	4	1	3	1	1	-	-	-	6	-	-	-	-	-	6	-	-	-
Captain	42	4	26	3	23	2	3	1	-	-	16	-	1	-	-	-	15	-	-	1
First Lieutenant	39	6	19	4	15	3	4	1	-	-	20	2	2	-	-	-	18	2	-	-
Second Lieutenant	7	-	1	-	1	-	-	-	-	-	6	-	-	-	-	-	6	-	-	-
Aerial Port Squadron - Total	49	5	12	3	9	2	3	1	-	-	37	2	1	-	4	1	32	1	-	-
Lieutenant Colonel	4	1	-	1	-	1	-	-	-	-	4	-	-	-	-	-	4	-	-	-
Major	11	-	4	-	3	-	1	-	-	-	7	-	1	-	2	-	4	-	-	-
Captain	12	1	7	1	5	1	2	-	-	-	5	-	-	-	1	-	4	-	-	-
First Lieutenant	16	2	-	1	-	-	-	1	-	-	16	1	-	-	1	1	15	-	-	-
Second Lieutenant	6	1	1	-	1	-	-	-	-	-	5	1	-	-	-	-	5	1	-	-
Air Reserve Sq (ANT) - Total	39	1	3	-	-	-	-	-	3	-	35	1	-	-	-	-	35	1	1	-
Captain	12	1	-	-	-	-	-	-	-	-	11	1	-	-	-	-	11	1	1	-
First Lieutenant	17	-	3	-	-	-	-	-	3	-	14	-	-	-	-	-	14	-	-	-
Second Lieutenant	10	-	-	-	-	-	-	-	-	-	10	-	-	-	-	-	10	-	-	-
Air Reserve Sq (NAV) - Total	909	141	871	137	3	1	868	136	-	-	37	3	1	-	21	3	15	-	1	1
Lieutenant Colonel	9	3	9	3	-	-	9	3	-	-	-	-	-	-	-	-	-	-	-	-
Major	128	18	124	17	1	-	123	17	-	-	4	-	-	-	4	-	-	-	-	1
Captain	420	62	406	61	1	1	405	60	-	-	14	1	1	-	11	1	2	-	-	-
First Lieutenant	270	49	255	47	1	-	254	47	-	-	14	2	-	-	4	2	10	-	1	-
Second Lieutenant	82	9	77	9	-	-	77	9	-	-	5	-	-	-	2	-	3	-	-	-

TABLE 260 — AF RESERVE OFFICERS IN PAY STATUS ASSIGNMENTS BY FLYING STATUS, BY GRADE, BY PROGRAM ELEMEMENT — FY 1956 (CONTINUED)

(Table below is a modification of table 267, FY 1955 "USAF Statistical Digest" in Program Element)

GRADE AND PROGRAM ELEMENT	TOTAL		ON FLYING STATUS								NOT ON FLYING STATUS								AERO RATING AND/OR FLY STATUS UNKNOWN	
			Total		Pilots		Other Rated		Non Rated		Total		Pilots		Other Rated		Non Rated			
	Ready	Stand-by	Ready	Stand-by	Ready	Stand-by	Ready	Stand-by	Ready	Stand-by	Ready	Stand-by	Ready	Stand-by	Ready	Stand-by	Ready	Stand-by	Ready	Stand-by
	(AS OF 30 JUNE 1956)																			
TOTAL	11,226	91	5,937	41	4,017	20	1,902	21	18	-	5,251	48	326	2	273	4	4,652	42	38	2
GENERAL - TOTAL.	19	2	12	1	10	1	2	-	-	-	7	-	2	-	-	-	5	-	-	1
COLONEL - TOTAL.	435	5	110	-	98	-	5	-	7	-	324	5	17	1	4	-	303	4	1	-
LIEUTENANT - COLONEL	1,229	9	328	2	264	1	59	1	5	-	899	7	23	-	17	-	859	7	2	-
MAJOR - TOTAL.	2,011	24	888	9	622	4	265	5	1	-	1,120	15	73	1	66	2	981	12	3	-
CAPTAIN - TOTAL.	4,129	35	2,909	20	1,988	11	918	9	2	-	1,214	14	162	-	149	1	903	13	6	1
FIRST LIEUTENANT - TOTAL	2,811	13	1,458	7	921	3	534	4	3	-	1,335	6	38	-	30	1	1,267	5	18	-
SECOND LIEUTENANT - TOTAL.	588	3	232	2	113	-	119	2	-	-	348	1	11	-	7	-	330	1	8	-
WARRANT OFFICER - TOTAL	4	-	-	-	-	-	-	-	-	-	4	-	-	-	-	-	4	-	-	-
Mobilization Assignee - Total	4,921	55	1,659	18	1,319	11	336	7	4	-	3,252	36	217	2	144	2	2,891	32	10	1
General.	15	2	8	1	6	1	2	-	-	-	7	-	2	-	-	-	5	-	-	1
Colonel.	347	4	70	-	65	-	4	-	1	-	276	4	14	1	3	-	259	3	1	-
Lieutenant Colonel	944	8	186	1	150	1	36	-	-	-	756	7	23	-	13	-	720	7	2	-
Major.	1,173	20	387	7	321	4	65	3	1	-	783	13	53	1	43	2	687	10	3	-
Captain.	1,428	15	749	7	586	3	161	4	2	-	677	8	100	-	78	-	499	8	2	-
First Lieutenant	843	5	233	2	174	2	59	-	-	-	608	3	20	-	4	-	584	3	2	-
Second Lieutenant.	170	1	26	-	17	-	9	-	-	-	144	1	5	-	3	-	136	1	-	-
Warrant Officer.	1	-	-	-	-	-	-	-	-	-	1	-	-	-	-	-	1	-	-	-
Combat Training - Total.	3,732	16	2,173	8	1,834	7	329	1	10	-	1,547	8	85	-	90	-	1,372	8	12	-
General.	4	-	4	-	4	-	-	-	-	-	-	-	-	-	-	-	-	-	-	-
Colonel.	78	1	38	-	31	-	1	-	6	-	40	1	3	-	1	-	36	1	-	-
Lieutenant Colonel	217	-	107	-	96	-	7	-	4	-	110	-	-	-	4	-	106	-	-	-
Major.	540	2	271	-	241	-	30	-	-	-	269	2	16	-	15	-	238	2	-	-
Captain.	1,500	11	1,082	7	908	7	174	-	-	-	416	4	50	-	53	-	313	4	2	-
First Lieutenant	1,176	2	607	1	505	-	102	1	-	-	563	1	13	-	16	-	534	1	6	-
Second Lieutenant.	214	-	64	-	49	-	15	-	-	-	146	-	3	-	1	-	142	-	4	-
Warrant Officer.	3	-	-	-	-	-	-	-	-	-	3	-	-	-	-	-	3	-	-	-
Replacement Training Sq - Tot	772	3	739	2	723	2	16	-	-	-	29	1	14	-	1	1	14	-	4	-
Lieutenant Colonel	17	-	16	-	16	-	-	-	-	-	1	-	-	-	-	-	1	-	-	-
Major.	38	-	35	-	33	-	2	-	-	-	3	-	2	-	-	-	1	-	-	-
Captain.	448	2	437	1	425	1	12	-	-	-	11	1	7	-	-	1	4	-	-	-
First Lieutenant	217	1	206	1	204	1	2	-	-	-	8	-	2	-	-	-	6	-	3	-
Second Lieutenant.	52	-	45	-	45	-	-	-	-	-	6	-	3	-	1	-	2	-	1	-

TABLE 260— AF RESERVE OFFICERS IN PAY STATUS ASSIGNMENTS BY FLYING STATUS, BY GRADE, BY PROGRAM ELEMENT — FY 1956 (CONTINUED)

(Table below is a modification of table 267, FY 1955 "USAF Statistical Digest" in Program Element)

GRADE AND PROGRAM ELEMENT	TOTAL		ON FLYING STATUS								NOT ON FLYING STATUS								AERO RATING AND/OR FLY STATUS UNKNOWN	
			Total		Pilots		Other Rated		Non Rated		Total		Pilots		Other Rated		Non Rated			
	Ready	Stand-by	Ready	Stand-by	Ready	Stand-by	Ready	Stand-by	Ready	Stand-by	Ready	Stand-by	Ready	Stand-by	Ready	Stand-by	Ready	Stand-by	Ready	Stand-by
	(AS OF 30 JUNE 1956)																			
Air Depot Wing - Total	362	-	125	-	70	-	53	-	2	-	235	-	5	-	6	-	224	-	2	-
Colonel	10	-	2	-	2	-	-	-	-	-	8	-	-	-	-	-	8	-	-	-
Lieutenant Colonel	34	-	6	-	1	-	4	-	1	-	28	-	-	-	-	-	28	-	-	-
Major	69	-	22	-	18	-	4	-	-	-	47	-	1	-	2	-	44	-	-	-
Captain	133	-	76	-	39	-	37	-	-	-	56	-	2	-	3	-	51	-	1	-
First Lieutenant	98	-	18	-	9	-	8	-	1	-	79	-	2	-	1	-	76	-	1	-
Second Lieutenant	18	-	1	-	1	-	-	-	-	-	17	-	-	-	-	-	17	-	-	-
Warrant Officer	-	-	-	-	-	-	-	-	-	-	-	-	-	-	-	-	-	-	-	-
Airways and Air Comm Sq - Tot	117	2	65	-	54	-	11	-	-	-	52	1	3	-	-	-	49	1	-	1
Lieutenant Colonel	1	-	-	-	-	-	-	-	-	-	1	-	-	-	-	-	1	-	-	-
Major	13	-	6	-	5	-	1	-	-	-	7	-	-	-	-	-	7	-	-	-
Captain	44	1	28	-	24	-	4	-	-	-	16	-	2	-	-	-	14	-	-	1
First Lieutenant	50	1	31	-	25	-	6	-	-	-	19	1	1	-	-	-	18	1	-	-
Second Lieutenant	9	-	-	-	-	-	-	-	-	-	9	-	-	-	-	-	9	-	-	-
Aerial Port Squadrons - Total	54	-	16	-	12	-	4	-	-	-	38	-	1	-	6	-	31	-	-	-
Lieutenant Colonel	4	-	1	-	1	-	-	-	-	-	3	-	-	-	-	-	3	-	-	-
Major	11	-	3	-	3	-	-	-	-	-	8	-	1	-	3	-	4	-	-	-
Captain	14	-	8	-	6	-	2	-	-	-	6	-	-	-	2	-	4	-	-	-
First Lieutenant	17	-	3	-	1	-	2	-	-	-	14	-	-	-	1	-	13	-	-	-
Second Lieutenant	8	-	1	-	1	-	-	-	-	-	7	-	-	-	-	-	7	-	-	-
Air Reserve Sq (ANT) - Total	59	1	2	-	-	-	-	-	2	-	54	1	-	-	-	-	54	1	3	-
Captain	16	1	-	-	-	-	-	-	-	-	15	1	-	-	-	-	15	1	1	-
First Lieutenant	32	-	2	-	-	-	-	-	2	-	28	-	-	-	-	-	28	-	2	-
Second Lieutenant	11	-	-	-	-	-	-	-	-	-	11	-	-	-	-	-	11	-	-	-
Air Reserve Sq (NAV) - Total	1,209	14	1,158	13	5	-	1,153	13	-	-	44	1	1	-	26	1	17	-	7	-
Lieutenant Colonel	12	1	12	1	-	-	12	1	-	-	-	-	-	-	-	-	-	-	-	-
Major	167	2	164	2	1	-	163	2	-	-	3	-	-	-	3	-	-	-	-	-
Captain	546	5	529	5	1	-	528	5	-	-	17	-	1	-	13	-	3	-	-	-
First Lieutenant	378	4	358	3	3	-	355	3	-	-	16	1	-	-	8	1	8	-	4	-
Second Lieutenant	106	2	95	2	-	-	95	2	-	-	8	-	-	-	2	-	6	-	3	-

Source: Personnel Statistics Division, Directorate of Statistical Services, DCS/Comptroller

TABLE 261 — AF RESERVE INACTIVE DUTY TRAINING — FY 1956

(Table below is a modification of Table 268, FY 1955 in Program Element. Quarterly Participation in Inactive Duty Training is the sum of Individual Participation by month for three months)

PROGRAM ELEMENT	PARTICIPANTS				MAN TRAINING PERIODS			
	Total		For Pay		Paid		Non-Paid	
	Officer	Airman	Officer	Airman	Officer	Airman	Officer	Airman
TOTAL	608,265	241,957	297,792	192,122	769,726	639,275	825,233	126,076
FIRST QUARTER - TOTAL	133,219	54,131	56,562	39,269	144,209	136,648	184,077	35,077
SECOND QUARTER - TOTAL	161,903	58,849	85,261	47,131	215,518	158,768	199,954	26,785
THIRD QUARTER - TOTAL	159,523	63,828	81,735	51,989	208,366	168,958	217,290	30,127
FOURTH QUARTER -TOTAL	153,620	65,149	74,234	53,733	201,633	174,901	223,912	34,087
Mobilization Assignee Total	36,394	2,355	25,408	1,774	50,329	3,464	46,207	2,728
First Quarter	8,415	571	6,598	479	13,229	913	8,772	662
Second Quarter	9,059	569	7,050	467	14,368	947	9,774	526
Third Quarter	9,614	678	7,344	536	14,496	1,069	10,973	668
Fourth Quarter	9,306	537	4,416	292	8,236	535	16,688	872
Mobilization Assignee (Selective Svc)-Total	1,798	-	1,798	-	5,430	-	-	-
First Quarter	444	-	444	-	1,413	-	-	-
Second Quarter	444	-	444	-	1,347	-	-	-
Third Quarter	450	-	450	-	1,290	-	-	-
Fourth Quarter	460	-	460	-	1,380	-	-	-
AF Reserve Combat Training - Total	42,392	116,899	42,118	116,688	166,375	445,530	4,787	1,419
First Quarter	10,771	29,224	10,675	29,199	41,324	110,858	985	313
Second Quarter	10,519	27,945	10,475	27,904	40,975	110,038	956	284
Third Quarter	10,338	29,516	10,252	29,474	39,035	111,268	1,643	388
Fourth Quarter	10,764	30,214	10,716	30,111	45,041	113,366	1,203	434
Replacement Training Squadrons - Total	9,169	1,199	9,079	1,191	35,840	3,922	988	119
First Quarter	2,062	610	2,049	603	8,139	1,703	68	86
Second Quarter	2,724	321	2,707	321	10,291	1,217	231	3
Third Quarter	2,189	197	2,173	197	8,296	707	358	26
Fourth Quarter	2,194	71	2,150	70	9,114	295	331	4
Air Depot Wings - Total	3,906	10,723	3,906	10,723	15,122	38,157	718	245
First Quarter	943	2,462	943	2,462	3,532	8,221	118	12
Second Quarter	971	2,448	971	2,448	3,819	8,819	111	6
Third Quarter	988	2,870	988	2,870	3,899	10,289	295	156
Fourth Quarter	1,004	2,943	1,004	2,943	3,872	10,828	194	71
Airways and Air Communications Squadrons - Total	999	1,936	983	1,901	3,954	7,434	178	68
First Quarter	201	300	189	294	890	1,322	88	8
Second Quarter	253	467	250	442	964	1,700	23	26
Third Quarter	249	544	248	544	973	2,059	26	22
Fourth Quarter	296	625	296	621	1,127	2,353	41	12
Aerial Port Squadrons - Total	575	4,817	574	4,817	2,271	18,078	55	25
First Quarter	123	1,173	123	1,173	483	4,349	4	-
Second Quarter	147	1,197	146	1,197	575	4,485	20	2
Third Quarter	150	1,240	150	1,240	594	4,680	8	7
Fourth Quarter	155	1,207	155	1,207	619	4,564	23	16

TABLE 261 — AF RESERVE INACTIVE DUTY TRAINING — FY 1956 (CONTINUED)

(Table below is a modification of Table 268, FY 1955 in Program Element. Quarterly Participation in Inactive Duty Training is the sum of Individual Participation by month for three months)

PROGRAM ELEMENT	PATICIPANTS				MAN TRAINING PERIODS			
	Total		For Pay		Paid		Non-Paid	
	Officer	Airman	Officer	Airman	Officer	Airman	Officer	Airman
Air Reserve Squadron (Air National Guard Nurse Training - Total	325	-	325	-	1,098	-	-	-
First Quarter	49	-	49	-	177	-	-	-
Second Quarter	82	-	82	-	283	-	-	-
Third Quarter	71	-	71	-	241	-	-	-
Fourth Quarter	123	-	123	-	397	-	-	-
Air Reserve Squadrons (Navigation Training) - Total	9,980	-	9,088	-	39,569	-	925	-
First Quarter	1,533	-	1,500	-	5,901	-	227	-
Second Quarter	2,274	-	2,264	-	8,985	-	128	-
Third Quarter	2,843	-	2,801	-	11,166	-	326	-
Fourth Quarter	3,330	-	3,323	-	13,517	-	244	-
Air Reserve Units (Specialized Training - Paid) - Total	218,126	57,140	203,713	55,028	449,738	122,690	114,398	23,257
First Quarter	43,027	6,458	33,992	5,059	69,121	9,282	31,892	4,729
Second Quarter	62,569	14,654	60,872	14,352	133,911	31,562	26,809	4,295
Third Quarter	58,344	17,410	57,258	17,128	128,376	38,886	26,805	5,419
Fourth Quarter	54,186	18,618	51,591	18,489	118,330	42,960	28,892	8,814
Air Reserve Units (Specialized Training - Non Paid) - Total	30,029	1,073	-	-	-	-	71,031	2,438
First Quarter	2,720	78	-	-	-	-	5,482	163
Second Quarter	7,892	238	-	-	-	-	17,613	550
Third Quarter	9,508	471	-	-	-	-	23,841	1,098
Fourth Quarter	9,909	286	-	-	-	-	24,095	627
Mobilization Designee - Total	9,260	107	-	-	-	-	23,582	309
First Quarter	1,926	27	-	-	-	-	4,247	66
Second Quarter	2,586	28	-	-	-	-	6,560	98
Third Quarter	2,559	28	-	-	-	-	6,941	77
Fourth Quarter	2,189	24	-	-	-	-	5,834	68
Air Reserve Units (General Training) - Total	229,758	44,430	-	-	-	-	529,259	93,272
First Quarter	56,663	12,882	-	-	-	-	123,763	28,476
Second Quarter	57,921	10,568	-	-	-	-	128,455	20,238
Third Quarter	58,547	10,559	-	-	-	-	138,026	21,767
Fourth Quarter	56,627	10,421	-	-	-	-	139,015	22,791
Non-Affiliated Reserve Section - Total	15,554	1,278	-	-	-	-	33,105	2,196
First Quarter	4,342	346	-	-	-	-	8,431	562
Second Quarter	4,462	414	-	-	-	-	9,274	757
Third Quarter	3,673	315	-	-	-	-	8,048	499
Fourth Quarter	3,077	203	-	-	-	-	7,352	378

Source: Personnel Statistics Division, Directorate of Statistical Services, DCS/Comptroller.

TABLE 262 — AF RESERVE ACTIVE DUTY TRAINING — FY 1956

(Table below is a modification of Table 269, FY 1955 in Program Element)

PROGRAM ELEMENT	SHORT TOURS				SCHOOL TRAINING				SPECIAL TOURS			
	Number Completing		Training Days		Number Completing		Training Days		Number Completing		Training Days	
	Officer	Airman	Officer	Airman	Officer	Airman	Officer	Airman	Officer	Airman	Officer	Airman
TOTAL	27,681	15,830	410,056	231,662	2,634	482	48,383	22,838	4,068	2,091	26,547	12,682
FIRST QUARTER - TOTAL	10,919	12,466	165,224	182,673	857	287	15,812	16,076	218	130	1,572	942
SECOND QUARTER - TOTAL	2,845	329	38,341	4,463	488	86	7,741	2,219	701	565	3,144	1,459
THIRD QUARTER - TOTAL	3,483	560	55,524	8,578	372	24	8,345	1,965	508	61	4,101	330
FOURTH QUARTER - TOTAL	10,434	2,475	150,967	35,948	917	85	16,485	2,578	2,641	1,335	17,730	9,951
Mobilization Assignee - Total	4,622	379	67,940	5,657	369	1	6,608	21	34	-	635	-
First Quarter	1,345	127	20,548	1,918	95	-	1,888	-	6	-	64	-
Second Quarter	753	44	10,528	652	55	-	856	-	4	-	82	-
Third Quarter	813	67	12,358	1,053	59	-	1,178	-	4	-	96	-
Fourth Quarter	1,711	141	24,506	2,034	160	1	2,686	21	20	-	393	-
Mobilization Assignee (Selective Svc)- Total	151	-	2,273	-	-	-	-	-	-	-	-	-
First Quarter	33	-	616	-	-	-	-	-	-	-	-	-
Second Quarter	17	-	245	-	-	-	-	-	-	-	-	-
Third Quarter	24	-	342	-	-	-	-	-	-	-	-	-
Fourth Quarter	77	-	1,070	-	-	-	-	-	-	-	-	-
AF Reserve Combat Training Wings - Total	3,852	10,761	55,741	155,989	273	333	9,021	18,686	2,273	1,899	15,540	11,111
First Quarter	3,484	10,112	50,883	146,924	100	200	2,745	13,328	123	81	707	570
Second Quarter	31	3	367	45	74	72	2,004	2,060	376	559	1,505	1,357
Third Quarter	49	56	433	292	41	18	1,884	1,641	306	43	2,377	233
Fourth Quarter	288	590	4,058	8,728	58	43	2,388	1,657	1,468	1,216	10,951	8,951
Replacement Training Squadrons - Total	820	250	12,515	3,947	38	2	1,384	19	353	4	2,935	32
First Quarter	630	250	9,744	3,947	14	2	629	19	18	-	100	-
Second Quarter	12	-	234	-	19	-	437	-	81	2	454	2
Third Quarter	13	-	227	-	2	-	175	-	63	-	657	-
Fourth Quarter	165	-	2,310	-	3	-	143	-	191	2	1,724	30
Air Depot Wings - Total	300	797	4,500	11,955	27	20	636	1,393	83	50	900	641
First Quarter	300	797	4,500	11,955	6	13	211	973	5	8	16	32
Second Quarter	-	-	-	-	4	-	96	-	2	-	9	-
Third Quarter	-	-	-	-	7	1	187	173	11	2	82	10
Fourth Quarter	-	-	-	-	10	6	142	247	65	40	793	599
Airways and Air Communications Squadron - Total	92	197	1,348	2,924	5	1	73	73	32	31	230	146
First Quarter	40	83	688	1,330	-	1	-	73	1	-	5	-
Second Quarter	9	11	42	88	1	-	17	-	-	-	-	-
Third Quarter	5	9	62	144	1	-	14	-	7	12	42	54
Fourth Quarter	38	94	556	1,362	3	-	42	-	24	19	183	92

TABLE 262 — AF RESERVE ACTIVE DUTY TRAINING — FY 1956 (CONTINUED)

(Table below is a modification of Table 269, FY 1955 in Program Element)

PROGRAM ELEMENT	SHORT TOURS				SCHOOL TRAINING				SPECIAL TOURS			
	Number Completing		Training Days		Number Completing		Training Days		Number Completing		Training Days	
	Officer	Airman	Officer	Airman	Officer	Airman	Officer	Airman	Officer	Airman	Officer	Airman
Aerial Port Squadrons - Total	49	489	730	7,357	2	17	31	863	43	72	222	566
First Quarter	40	427	596	6,426	-	15	-	724	4	12	16	174
Second Quarter	-	1	-	15	-	-	-	-	-	4	-	100
Third Quarter	-	2	-	25	1	-	18	-	7	4	51	33
Fourth Quarter	9	59	134	891	1	2	13	139	32	52	155	259
Air Reserve Squadron (ANG Nurse Training) - Total	28	-	355	-	-	-	-	-	-	-	-	-
First Quarter	18	-	229	-	-	-	-	-	-	-	-	-
Fourth Quarter	10	-	126	-	-	-	-	-	-	-	-	-
Air Reserve Squadron (Navigation Training) - Total	661	-	9,770	-	2	-	81	-	62	-	663	-
First Quarter	410	-	6,243	-	1	-	20	-	1	-	15	-
Second Quarter	94	-	1,377	-	-	-	-	-	-	-	-	-
Third Quarter	64	-	997	-	1	-	61	-	-	-	-	-
Fourth Quarter	93	-	1,153	-	-	-	-	-	61	-	648	-
Air Reserve Units (Spec Tng For Pay) - Total	14,601	2,731	217,777	40,460	1,370	70	21,279	1,196	736	33	3,673	170
First Quarter	3,928	544	60,534	8,284	453	32	7,147	557	40	29	421	166
Second Quarter	1,579	246	21,096	3,334	223	10	2,682	126	212	-	980	-
Third Quarter	2,219	414	36,128	6,848	199	3	3,555	100	51	-	523	-
Fourth Quarter	6,875	1,527	100,019	21,994	495	25	7,895	413	433	4	1,749	4
Air Reserve Units (Spec Tng-Non-Paid) - Total	132	4	1,988	60	53	-	907	-	17	-	96	-
First Quarter	8	3	153	45	5	-	58	-	-	-	-	-
Second Quarter	14	-	177	-	6	-	90	-	-	-	-	-
Third Quarter	17	-	295	-	9	-	123	-	-	-	-	-
Fourth Quarter	93	1	1,363	15	33	-	636	-	17	-	96	-
Mobilization Designee - Total	1,259	23	18,536	338	85	-	1,862	-	15	-	134	-
First Quarter	266	4	4,145	60	25	-	617	-	1	-	6	-
Second Quarter	217	4	2,779	60	23	-	534	-	2	-	15	-
Third Quarter	174	1	2,969	19	9	-	301	-	7	-	71	-
Fourth Quarter	602	14	8,643	199	28	-	410	-	5	-	42	-
Air Reserve Units (General Training) - Total	1,114	199	16,583	2,975	410	38	6,501	587	418	2	1,489	16
First Quarter	417	119	6,345	1,784	158	24	2,497	402	17	-	192	-
Second Quarter	119	20	1,496	269	83	4	1,025	33	24	-	99	-
Third Quarter	105	11	1,713	197	43	2	849	51	52	-	202	-
Fourth Quarter	473	49	7,029	725	126	8	2,130	101	325	2	996	16
Non-Affiliated Reserve Section - Total	-	-	-	-	-	-	-	-	2	-	30	-
First Quarter	-	-	-	-	-	-	-	-	2	-	30	-

Source: Personnel Statistics Division, Directorate of Statistical Services, DCS/Comptroller.

TABLE 263 - SUMMARY - AF RESERVE GAINS AND LOSSES - FY 1952 THROUGH FY 1955

(Table below is a new table)

DATE	GAINS			LOSSES		
	Total	Officers and Warrant Officers	Airmen	Total	Officers and Warrant Officers	Airmen
FY 1952	50,460	18,724	31,736	50,720	34,065	16,655
FY 1953	77,415	40,028	37,387	153,548	99,532	54,016
FY 1954	88,069	38,087	50,522	73,510	31,485	42,025
FY 1955	51,293	24,817	26,476	62,359	44,135	18,224

Source: Personnel Statistics Division, Directorate of Statistical Services, DCS/Comptroller

TABLE 264 – AF RESERVE OFFICER GAINS AND LOSSES – FY 1956

GAIN AND LOSS DETAIL	JUL (1955)	AUG	SEP	OCT	NOV	DEC	JUN (1956)	FEB	MAR	APR	MAY	JUN
GAIN - TOTAL	1,930	3,884	2,500	1,927	2,021	4,037	1,637	2,711	2,451	1,362	1,087	2,121
Commissioned from Civil Life.	9	28	48	48	67	519	272	346	243	172	96	364
Reappointment.	5	70	55	31	117	173	82	94	41	35	38	36
Commissioned from ROTC.	1,359	3,068	750	249	1	50	28	216	785	190	54	179
Commissioned from Reserve Enlisted Status	2	35	20	4	8	4	-	-	4	13	44	10
Officers from Extended Active Duty.	320	382	1,084	508	789	1,109	898	1,709	1,134	798	772	1,303
Commissioned from warrant Officer or Enlisted Status.	-	-	7	68	18	159	79	75	18	12	9	13
Appoint Warrant Officer From Enlisted Status	1	-	1	-	-	-	-	-	-	-	-	-
Revocation of Previous Declination of AF Reserve Indef Appointment.	-	4	1	2	-	-	3	7	-	8	2	8
Rescission/Revocation of Orders	7	11	22	39	44	54	19	56	26	53	45	47
From Reserve Retired List	-	-	1	1	2	-	1	3	3	-	2	3
From Air National Guard.	35	37	125	59	37	61	47	109	72	37	25	49
Net Gain from Administrative Adjustment.	192	249	386	918	938	1,903	208	96	125	44	-	109
LOSS - TOTAL	696	5,288	7,342	3,981	2,024	1,537	2,788	3,390	1,677	1,589	1,321	1,542
Resignation, Term of Commission for Other than Cause.	59	137	134	332	222	269	862	401	230	212	213	203
Term of Commission for Cause.	2	3,624	4,939	2,207	271	132	441	1,377	67	55	42	61
Expiration of current term of Appointment	40	189	637	169	240	373	387	515	207	216	240	423
Ordered to Extended Active Duty	513	1,104	1,357	952	1,063	617	994	908	935	896	626	610
Loss to Air National Guard.	19	28	68	21	65	40	44	66	85	93	117	100
Loss to Reserve Retired List.	3	155	168	256	141	46	35	40	76	68	10	53
Retirement.	3	9	20	18	5	27	9	11	17	14	10	14
Rescission/Revocation of Orders	1	2	3	-	1	2	3	1	5	1	2	2
Deceased.	19	19	13	24	8	31	13	36	12	33	18	10
Net Loss from Administrative Adjustment.	37	21	3	2	8	-	-	35	43	1	43	66
NET GAIN OR LOSS.	1,234	-1,404	-4,842	-2,054	-3	2,500	-1,151	-679	774	-227	-234	579

SOURCE: Personnel Statistics Division, Directorate of Statistical Services, DCS/Comptroller.

TABLE 265 — AF RESERVE AIRMAN GAINS AND LOSSES — FY 1956

GAIN AND LOSS DETAIL	JUL (1955)	AUG	SEP	OCT	NOV	DEC	JAN (1956)	FEB	MAR	APR	MAY	JUN
GAIN - TOTAL	5,504	11,624	7,993	5,869	13,135	14,096	14,060	18,132	16,257	16,924	7,621	8,104
AF Reserve Airmen from Extended Active Duty	3	2	-	2	-	-	-	-	-	-	-	-
Regular AF Airmen Transferred to AF Reserve to Fulfill Reserve Obligation	4,557	9,676	5,588	4,771	11,918	13,026	9,763	16,279	14,623	14,114	6,002	6,314
Reenlistment within 30 days (AF (Reserve)	7	31	40	30	32	22	45	59	48	34	22	20
Rescission/Revocation of Orders	-	2	-	1	1	-	2	1	1	3	1	1
Enlistment From Civil Life-Total	580	961	929	881	944	534	793	1,047	1,203	1,871	1,146	1,291
No prior service-under 26	128	22	1	3	3	2	1	-	5	2	5	4
No prior service-26 and over	-	2	5	-	-	12	1	3	1	3	4	-
Prior AF Reserve Status	15	12	12	10	15	5	-	23	20	40	21	61
Prior Active Military Service (Break of Over 30 days)	426	897	880	852	916	505	790	1,008	1,164	1,814	1,104	1,221
Prior Active Military Service (Break of 30 Days or Less	11	28	31	16	19	10	1	13	13	12	12	5
Retired Regular AF Airmen Transferred to AF Reserve to Complete 30 Years	55	31	1,252	18	-	206	1,085	123	76	304	67	51
From Reserve Retired List	1	-	-	-	-	-	-	-	-	-	-	-
From Air National Guard	301	844	184	166	240	308	237	607	299	590	383	427
Net Gain From Administrative Adjustment	-	77	-	-	-	-	2,135	16	7	8	-	-
LOSS - TOTAL	1,080	1,439	1,992	3,575	2,478	2,436	2,127	5,950	3,504	4,712	4,319	2,996
Discharge ETS or Obligation	625	860	817	1,022	1,333	1,452	1,441	3,229	1,347	2,264	1,254	1,340
Discharge Other than ETS or Obligation	178	245	420	339	376	430	437	2,216	1,882	2,103	1,648	1,179
Discharge, No Prior Service - Under 26	1	-	1	-	-	-	-	-	-	-	-	-
Ordered to Extended Active Duty	160	152	138	170	143	146	164	192	149	120	162	125
Enlisted in Regular Establishment, No Prior Service-Under 26	18	42	14	18	14	4	7	27	7	21	14	9
Enlisted in Regular Establishment, Other	8	15	16	14	8	7	9	30	34	47	33	75
Loss to Air National Guard	17	21	65	19	26	46	31	64	52	81	91	81
Loss to Reserve Retired List	7	6	8	10	15	16	8	8	3	15	8	18
Retirement	1	-	-	-	-	2	-	3	1	1	1	-
Commissioned from Reserve Enlisted Status	2	36	15	3	7	4	-	-	5	13	43	13
Rescission/Revocation of orders	2	54	42	6	6	22	16	33	-	8	10	5
Deceased	12	8	6	25	5	22	11	30	24	35	22	12
Net Loss From Administrative Adjustment	49	-	450	1,949	545	285	3	118	-	4	1,033	139
NET GAIN OR LOSS	4,424	10,185	6,001	2,294	10,657	11,660	11,933	12,182	12,753	12,212	3,302	5,108

Source: Personnel Statistics Division, Directorate of Statistical Services, DCS/Comptroller.

TABLE 266 — AF RESERVE INTER-PROGRAM ELEMENT GAINS AND LOSSES — FY 1956

(Table below is a modification of Table 272, FY 1955 in Program Element. See definitions at beginning of Reserve Area for Explanation of abbreviations)

PROGRAM ELEMENT	TOTAL LOSSES	GAINING COMMAND															
		MOARS	AFRCT	RTS	ADW	ARU (S-P)	AACS	APS	ARS (AFP)	ARS (NAV)	MDRS	ARU (S-NP)	ARU (GEN)	NARS	ISLRS	IRS	IRS SEL AS
OFFICER - TOTAL	60,875	341	1,483	1,008	55	3,221	63	26	26	939	176	5,898	17,931	18,338	11,097	273	-
Mobilization Assignment	272	-	5	1	1	17	-	-	-	1	154	4	19	70	-	-	-
AF Reserve Combat Training	1,643	5	-	680	2	22	2	2	1	43	-	17	143	720	6	-	-
Replacement Training Squadron	1,141	2	502	-	4	10	2	-	-	11	-	7	90	506	7	-	-
Air Depot Wing	30	1	1	-	-	-	-	-	-	1	-	-	1	26	-	-	-
Air Reserve Unit (Specialized Training - Paid)	5,767	17	179	69	6	-	11	11	1	282	-	641	2,889	1,652	5	4	-
Airways and Air Communication Squadron	46	-	10	1	-	-	-	-	-	1	-	2	6	26	-	-	-
Aerial Port Squadron	15	-	3	-	-	1	-	-	-	-	-	-	1	10	-	-	-
Air Reserve Squadron (ANG Nurse Training)	10	-	1	-	-	1	-	-	-	-	-	-	-	8	-	-	-
Air Reserve Squadron (Navigation Training)	91	-	6	4	-	3	-	-	-	-	-	2	14	62	-	-	-
Mobilization Designation	258	242	-	-	-	-	-	-	-	-	-	-	2	14	-	-	-
Air Reserve Unit (Specialized Training - Non Paid)	3,062	5	30	13	4	187	2	1	1	27	-	-	1,837	947	7	1	-
Air Reserve Unit (General Training)	16,255	22	148	48	7	2,538	9	4	1	130	-	3,608	-	9,527	74	139	-
Non-Affiliated Reserve Section	25,042	42	553	180	29	403	35	7	22	377	22	1,427	11,564	-	10,332	49	-
Inactive Status List Reserve Section	5,549	4	38	12	2	35	2	1	-	62	-	163	1,188	3,962	-	80	-
Ineligible Reserve Section	1,694	1	7	-	-	4	-	-	-	4	-	27	177	808	666	-	-
AIRMAN - TOTAL	59,320	23	14,020	540	2,209	5,132	828	435	-	-	19	540	4,632	12,298	347	33	18,264
Mobilization Assignment	41	-	2	-	6	5	-	-	-	-	15	3	7	3	-	-	-
AF Reserve Combat Training	17,341	1	-	413	19	69	25	42	-	-	-	16	242	6,647	78	-	9,789
Replacement Training Squadron	905	-	634	-	1	-	-	2	-	-	-	-	6	119	23	-	120
Air Depot Wings	2,209	-	7	-	-	10	-	-	-	-	-	4	22	438	-	-	1,728
Air Reserve Unit (Specialized Training - Paid)	2,459	-	194	-	14	-	33	1	-	-	-	63	1,260	886	4	4	-
Airways and Air Communication Squadron	712	-	26	-	1	-	-	-	-	-	-	1	10	211	-	-	463
Aerial Port Squadron	536	-	14	-	-	-	-	-	-	-	-	1	2	209	-	-	310
Mobilization Designation	11	9	-	-	-	-	-	-	-	-	-	-	-	2	-	-	-
Air Reserve Unit (Specialized Training - Non Paid)	593	-	4	-	-	415	-	-	-	-	-	-	118	55	1	-	-
Air Reserve Unit (General Training)	6,655	1	125	-	7	3,665	21	4	-	-	-	165	-	2,640	8	19	-
Non-Affiliate Reserve Section	26,231	12	12,845	125	2,106	900	739	378	-	-	4	276	2,818	-	168	6	5,854
Inactive Status List Reserve Section	66	-	6	1	-	2	1	-	-	-	-	-	12	40	-	4	-
Ineligible Reserve Section	321	-	22	-	5	37	2	2	-	-	-	10	91	87	65	-	-
Ineligible Reserve Section (Selective Assignee)	1,240	-	141	1	50	29	7	6	-	-	-	1	44	961	-	-	-

SOURCE: Personnel Statistics Division, Directorate of Statistical Services, DCS/Comptroller.

TABLE 267 — SUMMARY — AF RESERVE PERSONNEL SENT TO ACTIVE MILITARY SERVICE BY GRADE FY 1953 THROUGH FY 1955

(Table Below is a New Table)

GRADE	FY 1953	FY 1954	FY 1955	FY 1956	FY 1957	FY 1958
OFFICER - TOTAL	17,138	12,125	12,659			
General	-	-	-			
Colonel	2	3	2			
Lieutenant Colonel	107	13	6			
Major	394	38	4			
Captain	1,447	96	16			
First Lieutenant	2,450	263	131			
Second Lieutenant	9,319	10,024	9,558			
Warrant Officer	-	1	2			
Medical Reservist	3,419	1,687	2,940			
AIRMAN - TOTAL	3,069	62	637			
Master Sergeant	399	11	66			
Technical Sergeant	632	12	91			
Staff Sergeant	1,264	34	409			
Airman First Class	463	3	68			
Airman Second Class	160	1	3			
Airman Third Class	131	1	-			
Airman Basic	20	-	-			

Source: Personnel Statistical Division, Directorate of Statistical Services, DCS/Comptroller, USAF

TABLE 268 — AF RESERVE OFFICERS SENT TO ACTIVE MILITARY SERVICE BY GRADE, BY PROGRAM ELEMENT — FY 1956

(Table below is a modification of Table 274, FY 1955. Omission of Grade and Program Elements indicate no entries for the period)

PROGRAM ELEMENT AND GRADE	1 JUL 1955 THROUGH 30 SEP 1955	1 OCT 1955 THROUGH 31 DEC 1955	1 JAN 1956 THROUGH 31 MAR 1956	1 APR 1956 THROUGH 30 JUN 1956
TOTAL	4,257	3,180	3,380	2,903
LIEUTENANT COLONEL - TOTAL	-	-	-	1
MAJOR - TOTAL	-	1	1	12
CAPTAIN - TOTAL	-	3	11	39
FIRST LIEUTENANT - TOTAL	67	47	102	367
SECOND LIEUTENANT - TOTAL	2,948	2,661	2,850	2,030
MEDICAL RESERVIST - TOTAL	1,242	468	416	454
Mobilization Assignment - Total	1	-	-	1
Major	-	-	-	-
Captain	-	-	-	-
First Lieutenant	1	-	-	-
Second Lieutenant	-	-	-	1
Air Force Reserve Combat Training - Total	2	2	5	1
Major	-	-	-	-
Captain	-	-	-	1
First Lieutenant	2	1	4	-
Second Lieutenant	-	1	1	-
Air Reserve Unit (Specialized Tng - Paid) - Total	5	9	12	13
Major	-	-	1	5
Captain	-	1	2	4
First Lieutenant	2	2	5	3
Second Lieutenant	3	6	4	1
Air Reserve Unit (Specialized Tng - Non Paid)-Total	-	1	4	2
Major	-	-	-	-
Captain	-	-	-	-
First Lieutenant	-	-	-	1
Second Lieutenant	-	1	4	1
Air Reserve Unit (General Training) - Total	49	7	26	27
Major	-	1	-	1
Captain	-	1	2	5
First Lieutenant	12	2	11	8
Second Lieutenant	37	3	13	13
Non-Affiliated Reserve Section - Total	2,903	2,692	2,909	2,396
Lieutenant Colonel	-	-	-	1
Major	-	-	-	6
Captain	-	1	7	28
First Lieutenant	50	42	82	353
Second Lieutenant	2,853	2,649	2,820	2,008
Inactive Status List Reserve Section - Total	9	-	-	-
Major	-	-	-	-
Captain	-	-	-	-
First Lieutenant	-	-	-	-
Second Lieutenant	9	-	-	-
Ineligible Reserve Section - Total	46	1	8	7
Major	-	-	-	-
Captain	-	-	-	-
First Lieutenant	-	-	-	1
Second Lieutenant	46	1	8	6
Replacement Training Squadron - Total	-	-	-	2
Major	-	-	-	-
Captain	-	-	-	1
First Lieutenant	-	-	-	1
Second Lieutenant	-	-	-	-
Medical Reservist - Total	1,242	468	416	454

Source: Personnel Statistics Division, Directorate of Statistical Services, DCS/Comptroller.

434177 O - 57 - 36

TABLE 269- AF RESERVE AIRMEN SENT TO ACTIVE MILITARY SERVICE BY GRADE, BY PROGRAM ELEMENT - FY 1956

(This table is a modification of Table 275, FY 1955 in Program Element and frequency of reporting)

PROGRAM ELEMENT	1 JUL 1955 THROUGH 30 SEP 1955	1 OCT 1955 THROUGH 31 DEC 1955	1 JAN 1956 THROUGH 31 MAR 1956	1 APR 1956 THROUGH 30 JUN 1956
TOTAL	398	439	471	415
MASTER SERGEANT - TOTAL	40	43	48	31
TECHNICAL SERGEANT - TOTAL	70	59	56	47
STAFF SERGEANT - TOTAL	240	274	259	236
AIRMAN FIRST CLASS - TOTAL	43	54	106	98
AIRMAN SECOND CLASS - TOTAL	4	5	2	3
AIRMAN THIRD CLASS - TOTAL	1	4	-	-
Mobilization Assignment - Total	1	4	10	2
Master Sergeant	-	1	3	-
Technical Sergeant	-	-	2	-
Staff Sergeant	1	3	2	2
Airman First Class	-	-	3	-
Airman Second Class	-	-	-	-
Airman Third Class	-	-	-	-
Air Force Reserve Combat Training - Total	129	128	161	134
Master Sergeant	14	9	23	11
Technical Sergeant	25	21	20	11
Staff Sergeant	73	85	92	72
Airman First Class	16	13	26	40
Airman Second Class	1	-	-	-
Airman Third Class	-	-	-	-
Air Depot Wings - Total	5	6	2	2
Master Sergeant	-	-	-	-
Technical Sergeant	1	-	-	-
Staff Sergeant	4	6	2	2
Airman First Class	-	-	-	-
Airman Second Class	-	-	-	-
Airman Third Class	-	-	-	-
Air Reserve (Specialized Training - Paid) - Total	35	81	87	97
Master Sergeant	5	10	6	9
Technical Sergeant	7	8	16	12
Staff Sergeant	20	51	49	57
Airman First Class	3	9	16	19
Airman Second Class	-	3	-	-
Airman Third Class	-	-	-	-
Airways and Air Communication Squadrons - Total	2	7	14	6
Master Sergeant	1	1	-	-
Technical Sergeant	-	4	1	2
Staff Sergeant	1	2	8	4
Airman First Class	-	-	5	-
Airman Second Class	-	-	-	-
Airman Third Class	-	-	-	-
Aerial Port Squadrons - Total	3	2	8	5
Master Sergeant	-	-	1	-
Technical Sergeant	-	1	-	1
Staff Sergeant	3	-	4	4
Airman First Class	-	1	3	-
Airman Second Class	-	-	-	-
Airman First Class	-	-	-	-

TABLE 269– AF RESERVE AIRMEN SENT TO ACTIVE MILITARY SERVICE BY GRADE, BY PROGRAM ELEMENT – FY 1956 (CONTINUED)

(This table is a modification of Table 275, FY 1955 in Program Element and frequency of reporting)

PROGRAM ELEMENT	1 JUL 1955 THROUGH 30 SEP 1955	1 OCT 1955 THROUGH 31 DEC 1955	1 JAN 1956 THROUGH 31 MAR 1956	1 APR 1956 THROUGH 30 JUN 1956
Replacement Training Squadrons- Total	3	9	3	-
Master Sergeant	1	1	-	-
Technical Sergeant	1	2	-	-
Staff Sergeant	-	6	2	-
Airman First Class	1	-	1	-
Airman Second Class	-	-	-	-
Airman Third Class	-	-	-	-
Air Reserve Unit (Specialized Tng - Non Paid)- Total	-	-	2	4
Master Sergeant	-	-	-	1
Technical Sergeant	-	-	-	-
Staff Sergeant	-	-	1	3
Airman First Class	-	-	1	-
Airman Second Class	-	-	-	-
Airman Third Class	-	-	-	-
Air Reserve Unit (General Training) - Total	92	65	42	46
Master Sergeant	10	5	2	2
Technical Sergeant	13	11	5	5
Staff Sergeant	61	39	25	27
Airman First Class	7	8	9	11
Airman Second Class	1	1	1	1
Airman Third Class	-	1	-	-
Non-Affiliated Reserve Section - Total	128	136	141	117
Master Sergeant	9	16	13	8
Technical Sergeant	23	12	12	15
Staff Sergeant	77	81	74	64
Airman First Class	16	23	41	28
Airman Second Class	2	1	1	2
Airman Third Class	1	3	-	-
Ineligible Reserve Section - Total	-	1	-	-
Master Sergeant	-	-	-	-
Technical Sergeant	-	-	-	-
Staff Sergeant	-	1	-	-
Airman First Class	-	-	-	-
Airman Second Class	-	-	-	-
Airman Third Class	-	-	-	-
Mobilization Designation - Total	-	-	1	2
Master Sergeant	-	-	-	-
Technical Sergeant	-	-	-	1
Staff Sergeant	-	-	-	1
Airman First Class	-	-	1	-
Airman Second Class	-	-	-	-
Airman Third Class	-	-	-	-

Source: Personnel Statistics Division, Directorate of Statistical Services DCS/Comptroller

TABLE 270 — SUMMARY — AIR FORCE RESERVE PERSONNEL NOT ON ACTIVE DUTY— 31 DEC 1947 THROUGH 30 JUN 1956

DATE	TOTAL	COMMISSIONED OFFICERS	WARRANT OFFICERS	ARMEN
31 December 1947	429,000	234,866	-	194,134
30 June 1948	427,960	234,462	-	193,498
31 July 1949	392,570	237,613	-	154,957
30 June 1950	374,256	256,720	-	117,536
25 June 1951	315,242	236,726	-	78,516
25 June 1952	316,850	223,222	-	93,628
25 June 1953	240,626	163,645	-	76,981
25 June 1954	255,674	168,916	1,298	85,460
30 June 1955	245,574	150,476	1,373	93,725
30 June 1956	344,264	146,442	1,291	196,531

Source: Personnel Statistics Division, Directorate of Statistical Services, DCS/Comptroller.

TABLE 271 FUNCTIONAL DISTRIBUTION OF AIR FORCE RESERVE AIRCRAFT INVENTORY QUARTERLY — FISCAL YEAR 1956

TYPE	TOTAL AIRCRAFT ON HAND	ACTIVE							INACTIVE	
		TOTAL ACTIVE	OPERATING ACTIVE				NON-OPERATING ACTIVE		TOTAL INACTIVE	AWAITING DISPOSITION
			TOTAL OPERATING ACTIVE	TACTICAL AND TRANSPORT	OPERATIONAL SUPPORT	SPECIAL MISSION	TOTAL NON-OPERATING ACTIVE	MAINTENANCE MODIFICATION AND IRAN		
30 SEPTEMBER 1955										
TOTAL	731	731	714	713	1	-	17	17	-	-
Bomber	53	53	53	53	-	-	-	-	-	-
Fighter	228	228	226	226	-	-	2	2	-	-
Cargo	263	263	253	253	-	-	10	10	-	-
Trainer	187	187	182	181	1	-	5	5	-	-
31 DECEMBER 1955										
TOTAL	764	764	736	735	-	1	28	28	-	-
Bomber	70	70	69	69	-	-	1	1	-	-
Fighter	229	229	227	227	-	-	2	2	-	-
Cargo	277	277	263	262	-	1	14	14	-	-
Trainer	188	188	177	177	-	-	11	11	-	-
31 MARCH 1956										
TOTAL	782	782	756	755	-	1	26	26	-	-
Bomber	69	69	68	68	-	-	1	1	-	-
Fighter	225	225	223	223	-	-	2	2	-	-
Cargo	293	293	282	281	-	1	11	11	-	-
Trainer	195	195	183	183	-	-	12	12	-	-

TABLE 271 - FUNCTIONAL DISTRIBUTION OF AIR FORCE RESERVE AIRCRAFT INVENTORY
QUARTERLY — FISCAL YEAR 1956 (CONTINUED)

TYPE	TOTAL AIRCRAFT ON HAND	ACTIVE							INACTIVE	
		TOTAL ACTIVE	OPERATING ACTIVE				NON-OPERATING ACTIVE		TOTAL INACTIVE	AWAITING DISPOSITION
			TOTAL OPERATING ACTIVE	TACTICAL AND TRANSPORT	OPERATIONAL SUPPORT	SPECIAL MISSION	TOTAL NON-OPERATING ACTIVE	MAINTENANCE MODIFICATION AND IRAN		
30 JUNE 1956										
TOTAL	836	835	722	721	-	1	113	113	1	1
Bomber	79	79	27	27	-	-	52	52	-	-
Fighter	246	246	226	226	-	-	20	20	-	-
Search and Rescue	2	2	-	-	-	-	2	2	-	-
Cargo	305	305	295	294	-	1	10	10	-	-
Trainer	204	203	174	174	-	-	29	29	1	1

Source: Operations Statistics Division, Directorate of Statistical Services, DCS/Comptroller

TABLE 272 - FUNCTIONAL DISTRIBUTION SUMMARY OF AIR FORCE RESERVE AIRCRAFT POSSESSED - FISCAL YEARS 1950—1956

DATE OF INVENTORY	TOTAL AIRCRAFT ON HAND	ACTIVE								INACTIVE		
		TOTAL ACTIVE AIRCRAFT	OPERATING ACTIVE					NON-OPERATING ACTIVE				
			TOTAL OPERATING ACTIVE	TAC & TRANS	TRAINING	OPERATIONAL SUPPORT	SPECIAL MISSION	TOTAL NON-OPERATING ACTIVE	MAINTENANCE MODIFICATION AND IRAN	TOTAL INACTIVE	EXCESS AND RECOMMENDED RECLAMATION	BAILMENT AND LOAN
FY 1950												
30 June . . .	954	954	894			469	-	60	60	-	-	-
				a/ 425								
FY 1951												
30 June . . .	146	144	111			111	-	33	33	2	1	1
FY 1952												
30 June . . .	68	68	67	67	-	-	-	1	1	-	-	-
FY 1953												
30 June . . .	321	320	285	285	-	-	-	35	35	1	-	1
FY 1954												
30 June . . .	486	485	457	457	-	-	-	28	28	1	-	1
FY 1955												
30 June . . .	682	682	661	660	-	1	-	21	21	-	-	-
FY 1956												
30 September.	731	731	714	713	-	1	-	17	17	-	-	-
31 December .	764	764	736	735	-	-	1	28	28	-	-	-
31 March . .	782	782	756	755	-	-	1	26	26	-	-	-
30 June . . .	836	835	722	721	-	-	1	113	113	1	1	-

a/ Data prior to 31 December 1951 represents total of "Tac & Trans" and Training.
Source: Operations Statistics Division, Directorate of Statistical Services, DCS/Comptroller.

TABLE 273 — AIR FORCE RESERVE AIRCRAFT FUNCTIONAL DISTRIBUTION BY TYPE, MODEL, AND SELECTED SERIES
AS OF 30 JUNE 1956

TYPE, MODEL AND SERIES	AIRCRAFT INVENTORY															
	TOTAL AIRCRAFT	ACTIVE											INACTIVE			
		TOTAL ACTIVE	OPERATING							NON-OPERATING			TOTAL INACTIVE	STORAGE	BAILMENT AND LOAN	AWAITING DISPOSITION
			TOTAL OPERATING ACTIVE	TAC & TRANS	TRAINING	OPERATIONAL SUPPORT	ADMINISTRATIVE	SPECIAL MISSION	TEST & TEST SUPPORT	TOTAL NON-OPERATING	MAINT & MOD	OTHER				
TOTAL AIRCRAFT	836	835	722	721	-	-	-	1	-	113	113	-	1	-	-	1
Bomber	79	79	27	27	-	-	-	-	-	52	52	-	-	-	-	-
B-26	79	79	27	27	-	-	-	-	-	52	52	-	-	-	-	-
Fighter	246	246	226	226	-	-	-	-	-	20	20	-	-	-	-	-
F-80	165	165	146	146	-	-	-	-	-	19	19	-	-	-	-	-
F-84E	81	81	80	80	-	-	-	-	-	1	1	-	-	-	-	-
Search and Rescue	2	2	-	-	-	-	-	-	-	2	2	-	-	-	-	-
SA-16	2	2	-	-	-	-	-	-	-	2	2	-	-	-	-	-
Cargo	305	305	295	294	-	-	-	1	-	10	10	-	-	-	-	-
C-45	68	68	63	63	-	-	-	-	-	5	5	-	-	-	-	-
C-46	199	199	199	198	-	-	-	1	-	-	-	-	-	-	-	-
C-119	38	38	33	33	-	-	-	-	-	5	5	-	-	-	-	-
Trainer	204	203	174	174	-	-	-	-	-	29	29	-	1	-	-	1
TB-25	1	1	-	-	-	-	-	-	-	1	1	-	-	-	-	-
TB-26	10	10	7	7	-	-	-	-	-	3	3	-	-	-	-	-
TC-46	1	1	1	1	-	-	-	-	-	-	-	-	-	-	-	-
TC-47	39	39	38	38	-	-	-	-	-	1	1	-	-	-	-	-
T-28	61	61	54	54	-	-	-	-	-	7	7	-	-	-	-	-
T-33	92	91	74	74	-	-	-	-	-	17	17	-	1	-	-	1

Source: Operations Statistics Division, Directorate of Statistical Services, DCS/Comptroller.

TABLE 274 - SUMMARY OF HOURS FLOWN BY AIR FORCE RESERVE AIRCRAFT BY TYPE AND MODEL
FISCAL YEARS 1950–1956

(This is a new table and does not appear in the previous fiscal year Statistical Digest)

TYPE AND MODEL	FY 1950	FY 1951	FY 1952	FY 1953	FY 1954	FY 1955	FY 1956
TOTAL a/	355,514	222,258	3,329 b/	72,898	149,844	195,818	240,428
Bomber	28,941	10,239	10	-	2,995	3,953	12,937
B-25	-	-	-	-	108	-	-
B-26	28,941	10,239	10	-	2,887	3,953	12,937
Fighter	-	-	-	3,719	21,903	26,291	40,369
F-51	-	-	-	3,719	19,550	2,030	30,434
F-80	-	-	-	-	2,353	21,946	-
F-84	-	-	-	-	-	2,315	9,933
Reconnaissance	-	-	-	-	-	938	1
RB-26	-	-	-	-	-	934	1
RF-80	-	-	-	-	-	4	-
Search and Rescue	-	-	-	-	-	-	8
SA-16	-	-	-	-	-	-	8
Cargo	27,608	20,090	1,261	36,703	71,335	100,267	126,568
CB-26	86	268	-	-	-	-	-
C-45	14	2	-	-	5,925	23,024	32,109
C-46	3,570	5,995	1,137	36,703	65,410	72,472	84,780
C-47	23,938	13,825	124	-	-	1	-
C-119	-	-	-	-	-	4,770	9,679
Trainer	298,965	191,927	2,058	32,476	53,607	64,368	60,547
TB-25	-	8	-	-	-	-	-
TB-26	728	348	-	-	-	287	2,031
TF-51	-	-	-	1,884	1,577	1,105	-
TF-80	-	-	-	-	-	33	-
TC-46	107,785	84,025	-	455	-	236	354
TC-47	46	-	-	-	-	2,606	14,924
T-6	65,646	3	260	25,430	21,129	6,423	1
T-7	28,510	39,835	1,057	-	-	-	-
T-11	96,250	67,708	741	-	-	-	-
T-28	-	-	-	4,707	26,290	31,873	15,935
T-33	-	-	-	-	4,611	21,805	27,302
Liaison	-	2	-	-	4	1	-
L-4	-	1	-	-	-	-	-
L-5	-	1	-	-	-	1	-
L-16	-	-	-	-	4	-	-

a/ The totals herein shown do not include any flying time for inactive aircraft.
b/ January 1952 thru May 1952 aircraft flying time included in USAF tables.
Source: Operations Statistics Division, Directorate of Statistical Services, DCS/Comptroller.

TABLE 275 – OBLIGATIONS DURING FISCAL YEAR 1956 FROM FUNDS APPROPRIATED FOR AIR NATIONAL GUARD

(In thousands of dollars. Figures in parentheses denote minus amounts.)

	BUDGET PROGRAM NUMBER AND TITLE	ACTUAL OBLIGATIONS DURING FY 1956 AS OF 30 JUNE 1956		
		NET OBLIGATIONS	REIMBURSEMENTS COLLECTED	GROSS OBLIGATIONS
	Appropriation - Total	184,588	75	184,663
210	Weapons, Ammunition, and Assist Take-Off Units	1,789	-	1,789
220	Ground Powered and Marine Equipment	1,146	-	1,146
230	Electronics and Communications Equipment	4,503	-	4,503
250	Training Equipment	583	-	583
270	Other Major Equipment	2,446	(2)	2,444
310	Planning	306	-	306
320	Military Construction - Continental U. S.	23,237	-	23,237
330	Military Construction - Outside Continental U. S.	128	-	128
410	Operation of Aircraft	36,784	7	36,791
420	Organization, Base and Maintenance Equipment and Supply	5,275	*	5,275
430	Logistical Support	18,628	*	18,628
440	Training Support	54,862	14	54,876
470	Medical Support	164	-	164
480	Service-Wide Support	140	-	140
520	Military Personnel	34,597	56	34,653

* Less than $500.00

Source: Financial Management Division, Directorate of Budget, DCS/Comptroller

TABLE 276 – AUTHORIZED AND ASSIGNED AIR NATIONAL GUARD STRENGTH IN FEDERALLY RECOGNIZED UNITS BY STATE OR TERRITORY – FY 1956

STATE OR TERRITORY	30 SEPTEMBER (1955)			31 DECEMBER			31 MARCH (1956)			30 JUNE		
	Units	Authorized	Assigned	Units	Authorized	Assigned	Units	Authorized	Assigned	Units	Authorized	Assigned
WORLDWIDE - TOTAL	666	81,289	61,908	676	83,561	64,115	633	77,231	62,628	617	81,328	63,534
CONTINENTAL US - TOTAL	655	79,629	60,418	665	81,615	62,574	622	75,278	61,070	606	79,375	62,038
Alabama	27	3,255	2,676	27	3,269	2,696	21	2,392	2,092	21	2,405	2,114
Arizona	3	595	571	3	597	562	3	599	578	4	1,062	663
Arkansas	16	2,204	1,689	17	2,307	1,769	13	1,661	1,426	13	1,665	1,403
California	48	5,302	3,991	48	5,338	4,215	48	5,286	4,467	48	5,320	4,514
Colorado	18	1,590	1,003	17	1,525	1,034	17	1,526	1,102	17	1,539	1,095
Connecticut	16	1,490	917	16	1,503	990	16	1,504	1,038	9	1,474	1,077
Delaware	2	469	378	2	471	402	2	473	439	2	473	429
District of Columbia	16	1,209	901	16	1,227	952	16	1,231	1,003	16	1,240	1,005
Florida	3	575	507	3	577	504	3	579	503	3	421	516
Georgia	23	2,767	2,300	23	2,786	2,372	22	2,638	2,298	22	2,651	2,316
Idaho	5	990	646	5	995	666	3	655	542	7	1,099	625
Illinois	20	2,601	1,785	20	2,616	1,856	20	2,467	1,810	20	2,476	1,934
Indiana	18	1,739	1,055	18	1,756	1,126	18	1,758	1,224	18	1,768	1,244
Iowa	14	2,145	1,360	14	2,159	1,494	11	1,662	1,433	11	1,677	1,445
Kansas	12	1,473	838	13	1,664	966	8	823	654	8	823	647
Kentucky	11	980	781	11	990	788	11	990	819	11	996	817
Louisiana	9	1,259	755	9	1,259	791	5	607	534	5	603	545
Maine	14	1,248	654	14	1,263	685	14	1,263	699	4	789	688
Maryland	2	468	454	5	882	603	5	1,115	647	5	1,125	682
Massachusetts	24	2,506	2,073	24	2,529	2,132	24	2,533	2,183	21	2,849	2,199
Michigan	18	2,151	1,489	18	2,174	1,516	17	2,023	1,567	14	2,382	1,652
Minnesota	17	1,762	1,442	17	1,777	1,512	17	1,779	1,552	10	1,767	1,566
Mississippi	13	2,418	1,654	13	2,433	1,690	5	1,131	911	5	1,131	941
Missouri	24	2,681	1,943	24	2,694	1,945	22	2,380	1,941	22	2,382	1,972
Montana	2	533	422	2	537	429	2	539	451	6	983	470
Nebraska	8	802	588	8	805	641	8	807	676	8	811	698
Nevada	2	473	398	2	475	422	2	477	449	2	477	424
New Hampshire	2	533	373	2	537	387	2	539	408	6	955	463
New Jersey	19	1,937	1,661	19	1,950	1,687	19	2,003	1,620	19	2,012	1,658
New Mexico	3	572	481	3	574	509	3	578	510	3	577	494
New York	38	5,103	4,331	38	5,143	4,405	38	5,151	4,513	41	6,095	4,573
North Carolina	10	920	694	10	923	698	10	925	726	10	929	724
North Dakota	2	533	382	2	537	419	2	554	491	6	970	504
Ohio	27	3,486	2,799	28	3,603	2,836	27	3,803	2,848	27	3,909	2,862
Oklahoma	14	1,570	1,160	14	1,585	1,194	14	1,587	1,288	14	1,596	1,278
Oregon	16	1,652	1,173	16	1,667	1,235	15	1,514	1,263	8	1,367	1,253
Pennsylvania	41	4,245	3,452	41	4,275	3,443	39	3,933	3,183	40	3,936	3,180
Rhode Island	6	1,016	866	8	1,101	883	7	958	749	6	960	746
South Carolina	5	630	535	5	643	579	5	645	572	5	645	573
South Dakota	3	632	497	3	636	511	3	638	552	7	1,054	566
Tennessee	16	2,010	1,586	16	2,022	1,611	16	2,024	1,686	16	1,958	1,737
Texas	24	2,503	2,012	25	2,618	2,039	25	2,624	2,111	26	2,741	2,116
Utah	5	978	906	5	980	911	5	982	939	5	982	915
Vermont	3	564	440	3	568	463	3	570	500	2	566	503
Virginia	1	409	250	1	410	266	1	412	288	1	408	311
Washington	11	1,403	1,043	11	1,407	1,111	10	1,253	1,051	10	1,314	1,055
West Virginia	4	593	525	6	1,134	622	6	1,138	678	6	1,114	713
Wisconsin	17	2,017	1,613	17	2,052	1,641	17	2,057	1,688	14	2,407	1,770
Wyoming	3	638	369	3	642	366	2	492	368	2	492	363
OUTSIDE CONTL US - TOTAL	11	1,660	1,490	11	1,946	1,541	11	1,953	1,558	11	1,953	1,496
Alaska	2	190	161	2	470	166	2	472	166	2	472	129
Hawaii	5	967	897	5	971	894	5	973	908	5	973	886
Puerto Rico	4	503	432	4	505	481	4	508	484	4	508	481

Source: Personnel Statistics Division, Directorate of Statistical Services, DCS/Comptroller, Hq USAF

TABLE 277 – AUTHORIZED AND ASSIGNED AIR NATIONAL GUARD

STATE OR TERRITORY	30 SEPTEMBER (1955)				31 DECEMBER			
	Officer		Airman		Officer		Airman	
	Authorized	Assigned	Authorized	Assigned	Authorized	Assigned	Authorized	Assigned
WORLDWIDE - TOTAL. . .	10,038	6,738	71,251	55,170	10,385	6,996	73,176	57,119
CONTINENTAL US - TOTAL. . .	9,826	6,588	69,803	53,830	10,163	6,841	71,452	55,733
Alabama	377	276	2,878	2,400	378	287	2,891	2,409
Arizona	76	60	519	511	76	63	521	499
Arkansas.	223	153	1,981	1,536	261	166	2,046	1,603
California.	686	478	4,616	3,513	687	494	4,651	3,721
Colorado.	181	146	1,409	857	200	149	1,325	885
Connecticut	193	126	1,297	791	193	128	1,310	862
Delaware.	48	30	421	348	48	29	423	373
District of Columbia. . .	144	108	1,065	793	145	114	1,082	838
Florida	76	43	499	464	76	42	501	462
Georgia	323	248	2,444	2,052	326	249	2,460	2,123
Idaho	125	70	865	576	133	72	862	594
Illinois.	274	196	2,327	1,589	274	203	2,342	1,653
Indiana	212	132	1,527	923	212	137	1,544	989
Iowa.	226	143	1,919	1,217	226	154	1,933	1,340
Kansas.	130	78	1,343	760	147	87	1,517	879
Kentucky.	152	103	828	678	152	105	838	683
Louisiana	131	63	1,128	692	131	64	1,128	727
Maine	161	90	1,087	564	161	92	1,102	593
Maryland.	45	35	423	419	130	68	752	535
Massachusetts	369	262	2,137	1,811	370	269	2,159	1,863
Michigan.	299	165	1,852	1,324	300	176	1,874	1,340
Minnesota	240	141	1,522	1,301	240	149	1,537	1,363
Mississippi	209	128	2,209	1,526	211	134	2,222	1,556
Missouri.	325	229	2,356	1,714	325	240	2,369	1,705
Montana	78	43	455	379	78	42	459	387
Nebraska.	90	63	712	525	90	70	715	571
Nevada.	52	35	421	363	52	36	423	386
New Hampshire	78	33	455	340	78	35	459	352
New Jersey.	244	191	1,693	1,470	244	187	1,706	1,500
New Mexico.	76	45	496	436	76	45	498	464
New York.	704	493	4,399	3,838	705	504	4,438	3,901
North Carolina.	101	61	819	633	101	67	822	631
North Dakota.	78	50	455	332	78	54	459	365
Ohio.	395	287	3,091	2,512	420	304	3,183	2,532
Oklahoma.	204	140	1,366	1,020	204	141	1,381	1,053
Oregon.	203	118	1,449	1,055	210	123	1,457	1,112
Pennsylvania.	516	378	3,729	3,074	516	374	3,759	3,069
Rhode Island.	113	77	903	789	140	79	961	804
South Carolina.	82	44	548	491	83	49	560	530
South Dakota.	109	79	523	418	109	77	527	434
Tennessee	316	199	1,694	1,387	316	203	1,706	1,408
Texas	301	210	2,202	1,802	326	216	2,292	1,823
Utah.	134	85	844	821	134	91	846	820
Vermont	90	55	474	385	90	56	478	407
Virginia.	50	30	359	220	51	30	359	236
Washington.	175	101	1,228	942	175	105	1,232	1,006
West Virginia	88	69	505	456	157	73	977	549
Wisconsin	269	169	1,748	1,444	272	177	1,780	1,464
Wyoming	55	30	583	339	56	32	586	334
OUTSIDE CONTL US - TOTAL. .	212	150	1,448	1,340	222	155	1,724	1,386
Alaska.	37	26	153	135	47	25	423	141
Hawaii.	120	93	847	804	120	94	851	800
Puerto Rico	55	31	448	401	55	36	450	445

Source: Personnel Statistics Division, Directorate of Statistical Services, DCS/Comptroller.

MILITARY STRENGTH BY STATE OR TERRITORY – FY 1956

31 MARCH (1956)				30 JUNE				STATE OR TERRITORY
Officer		Airman		Officer		Airman		
Authorized	Assigned	Authorized	Assigned	Authorized	Assigned	Authorized	Assigned	
10,211	7,029	67,020	55,599	10,125	7,081	70,660	56,234	WORLDWIDE - TOTAL
9,988	6,872	65,290	54,198	9,916	6,938	68,930	54,889	CONTINENTAL US - TOTAL
340	267	2,052	1,825	325	258	2,063	1,848	Alabama
76	70	523	508	113	79	942	583	Arizona
233	152	1,428	1,274	225	156	1,432	1,244	Arkansas
688	514	4,598	3,953	645	501	4,628	3,990	California
201	152	1,325	950	189	145	1,336	944	Colorado
194	132	1,310	906	202	133	1,261	940	Connecticut
48	32	425	407	44	33	425	395	Delaware
145	117	1,086	886	141	116	1,093	886	District of Columbia
76	46	503	457	67	51	353	463	Florida
323	253	2,315	2,045	299	243	2,326	2,059	Georgia
112	55	543	487	146	65	949	555	Idaho
276	201	2,191	1,609	263	212	2,198	1,719	Illinois
212	141	1,546	1,083	206	145	1,553	1,097	Indiana
201	155	1,461	1,278	197	147	1,464	1,292	Iowa
101	68	722	586	95	63	722	580	Kansas
152	107	838	712	148	107	841	708	Kentucky
102	47	505	487	98	52	501	492	Louisiana
161	98	1,102	601	114	99	670	588	Maine
139	77	976	570	142	84	976	596	Maryland
370	274	2,163	1,909	375	282	2,456	1,906	Massachusetts
296	183	1,727	1,384	311	194	2,064	1,457	Michigan
240	159	1,539	1,393	248	159	1,512	1,403	Minnesota
153	97	978	814	145	97	978	840	Mississippi
308	234	2,072	1,707	288	229	2,071	1,734	Missouri
78	45	461	406	113	51	867	418	Montana
90	69	717	607	86	66	721	629	Nebraska
52	39	425	410	48	34	425	388	Nevada
78	37	461	371	114	47	838	416	New Hampshire
287	193	1,716	1,427	279	200	1,723	1,450	New Jersey
78	47	500	463	73	45	500	448	New Mexico
705	516	4,446	3,997	801	528	5,257	4,030	New York
101	70	824	656	96	78	828	645	North Carolina
93	58	461	433	129	63	838	440	North Dakota
468	304	3,335	2,544	449	301	3,432	2,553	Ohio
204	148	1,383	1,140	198	148	1,390	1,127	Oklahoma
206	129	1,308	1,134	176	128	1,181	1,120	Oregon
495	362	3,438	2,821	489	355	3,424	2,817	Pennsylvania
142	75	816	674	129	83	819	658	Rhode Island
83	52	562	520	78	53	562	519	South Carolina
109	80	529	472	145	80	906	484	South Dakota
316	211	1,708	1,475	268	211	1,674	1,523	Tennessee
326	223	2,298	1,888	323	226	2,405	1,885	Texas
134	94	848	845	123	93	848	815	Utah
90	61	480	439	93	67	469	436	Vermont
51	31	361	257	49	30	357	281	Virginia
172	106	1,081	945	161	104	1,136	949	Washington
157	75	981	603	140	81	966	630	West Virginia
273	183	1,784	1,505	282	183	2,111	1,579	Wisconsin
53	33	439	335	48	33	439	330	Wyoming
223	157	1,730	1,401	209	143	1,730	1,345	OUTSIDE CONTL US - TOTAL
47	25	425	141	43	24	425	105	Alaska
120	96	853	812	115	89	853	792	Hawaii
56	36	452	448	51	30	452	448	Puerto Rico

TABLE 278 — AUTHORIZED AND ASSIGNED STRENGTH OF AIR NATIONAL GUARD WARRANT OFFICERS — FY 1956

(Data are included in the preceding table)

STATE OR TERRITORY	30 SEPTEMBER (1955)		31 DECEMBER		31 MARCH (1956)		30 JUNE	
	Authorized	Assigned	Authorized	Assigned	Authorized	Assigned	Authorized	Assigned
WORLDWIDE - TOTAL. . .	623	180	643	210	568	189	543	219
CONTINENTAL US - TOTAL. . .	612	175	629	204	554	182	529	211
Alabama	27	7	27	12	17	8	17	8
Arizona	4	1	4	1	4	1	7	1
Arkansas.	15	8	15	7	8	3	8	3
California.	47	11	47	17	47	20	47	23
Colorado.	16	3	14	4	14	4	14	6
Connecticut	13	3	13	3	13	3	11	4
Delaware.	4	1	4	1	4	1	4	1
District of Columbia. . .	6	1	6	1	6	1	6	3
Florida	4	1	4	1	4	1	1	2
Georgia	26	7	27	8	26	11	26	14
Idaho	9	9	10	10	5	5	4	5
Illinois.	18	7	18	7	15	3	15	3
Indiana	10	1	10	1	10	1	9	2
Iowa.	22	6	22	6	16	5	16	6
Kansas.	13	3	17	4	6	4	6	4
Kentucky.	7	1	7	2	7	2	7	2
Louisiana	11	5	11	5	4	1	4	1
Maine	6	1	6	1	6	1	5	1
Maryland.	3	-	5	-	7	-	7	2
Massachusetts	20	5	21	5	21	9	18	11
Michigan.	10	1	11	1	10	1	7	1
Minnesota	9	3	9	2	9	3	7	4
Mississippi	21	14	22	12	8	3	8	4
Missouri.	26	7	26	11	23	7	23	9
Montana	4	1	4	1	4	1	3	1
Nebraska.	4	2	4	3	4	3	4	3
Nevada.	4	2	4	2	4	2	4	2
New Hampshire	4	-	4	-	4	-	3	-
New Jersey.	11	7	11	7	10	8	10	8
New Mexico.	4	1	4	1	4	1	4	1
New York.	40	9	41	10	41	14	37	15
North Carolina.	5	1	5	1	5	1	5	1
North Dakota.	4	1	4	1	4	1	3	1
Ohio.	25	8	25	8	26	7	28	8
Oklahoma.	8	3	8	3	8	3	8	3
Oregon.	14	3	14	5	13	5	10	5
Pennsylvania.	29	9	29	10	24	7	23	8
Rhode Island.	12	2	13	4	12	3	12	5
South Carolina.	5	1	5	1	5	1	5	1
South Dakota.	4	2	4	2	4	2	3	2
Tennessee	16	1	16	1	16	3	16	3
Texas	13	5	13	5	13	4	13	5
Utah.	11	1	11	5	11	6	11	7
Vermont	4	-	4	-	4	-	4	-
Virginia.	2	-	2	-	2	-	2	-
Washington.	17	2	17	2	16	2	17	2
West Virginia	4	2	8	2	8	2	8	2
Wisconsin	16	6	17	7	17	8	14	8
Wyoming	5	-	6	1	5	-	5	-
OUTSIDE CONTL US - TOTAL. .	11	5	14	6	14	7	14	8
Alaska.	1	-	4	-	4	-	4	-
Hawaii.	5	4	5	4	5	4	5	5
Puerto Rico	5	1	5	2	5	3	5	3

Source: Personnel Statistics Division, Directorate of Statistical Services, DCS/Comptroller.

TABLE 279 — AIR NATIONAL GUARD PARTICIPATION IN TRAINING ASSEMBLIES — FY 1956

END OF MONTH	POTENTIAL DRILL	ACTUAL DRILL	PER CENT OF PARTICIPATION	POTENTIAL DRILL	ACTUAL DRILL	PER CENT OF PARTICIPATION
	Officer			Airman		
July (1955)	21,358	19,868	93.0	176,276	153,578	87.0
August	22,719	21,140	93.0	190,653	162,981	85.5
September	25,755	24,060	93.4	219,570	187,166	85.2
October	28,824	26,743	92.8	250,885	211,752	84.4
November	26,083	24,336	93.3	226,971	194,202	85.6
December	22,397	20,814	92.9	192,905	165,130	85.6
January (1956)	26,497	24,906	94.0	228,415	198,356	86.8
February	27,057	25,349	93.7	234,167	204,694	87.4
March	26,998	25,207	93.4	220,638	193,149	87.5
April	26,764	25,080	93.7	226,036	198,982	88.0
May	27,424	25,863	94.3	233,004	200,001	85.8
June	25,385	23,678	93.3	204,152	175,838	86.1

Source: Personnel Statistics Division, DCS/Comptroller, Hq. USAF

TABLE 280 — AIR NATIONAL GUARD PARTICIPATION IN FIELD TRAINING — FY 1956

END OF QUARTER	NUMBER COMPLETING 15-DAY FIELD TRAINING		CUMULATIVE NUMBER COMPLETING 15-DAY FIELD TRAINING	
	Officer	Airman	Officer	Airman
FY 1956				
First Quarter	5,009	40,018	5,009	40,018
Second Quarter	26	125	5,035	40,143
Third Quarter	-	-	5,035	40,143
Fourth Quarter	1,913	15,347	6,948	55,490

Source: Personnel Statistics Division, DCS/Comptroller, Hq. USAF.

TABLE 281 — AIR NATIONAL GUARD PILOT TRAINING — FY 1956

END OF MONTH	INPUT THIS MONTH INTO PILOT TRAINING REPLACEMENT PROGRAM		ATTRITION IN PILOT TRAINING REPLACEMENT PROGRAM		NUMBER IN PILOT TRAINING REPLACEMENT PROGRAM		GRADUATES FROM PILOT TRAINING	
	Officer	Airman	Officer	Airman	Officer	Airman	Officer	Airman
July (1955).	8	46	3	20	140	464	4	4
August . . .	10	31	3	8	132	465	15	22
September. .	15	26	2	17	143	466	2	8
October. . .	10	41	4	9	144	479	5	19
November . .	11	50	2	4	152	501	1	24
December . .	6	-	4	14	128	461	26	26
January (1956)	11	76	2	16	131	506	6	15
February . .	27	62	2	6	147	525	9	37
March. . . .	23	25	5	12	158	510	7	28
April. . . .	10	48	5	11	154	512	9	35
May.	20	34	3	9	164	516	7	21
June	9	62	6	19	154	541	13	18

Source: Personnel Statistics Division, DCS/Comptroller, Hq USAF.

TABLE 282 — AIR NATIONAL GUARD SCHOOL TRAINING — FY 1956

END OF MONTH	NUMBER OF ANG COMPLETING SCHOOL TRAINING		CUMULATIVE NUMBER COMPLETING SCHOOL TRAINING THIS DATE		AVERAGE DAYS PER MAN IN SCHOOL TRAINING		NUMBER NOW IN SCHOOL TRAINING	
	Officer	Airman	Officer	Airman	Officer	Airman	Officer	Airman
July (1955).	83	215	83	215	68.26	22.07	403	499
August . . .	86	143	169	358	83.51	185.97	381	589
September. .	68	176	237	534	89.96	176.78	368	682
October. . .	33	209	270	743	88.50	166.26	383	637
November . .	120	194	390	937	91.06	161.01	324	585
December . .	57	111	447	1,048	93.06	158.59	282	527
January (1956)	30	175	477	1,223	101.80	147.66	353	685
February . .	46	170	523	1,393	111.80	141.67	407	672
March. . . .	53	240	576	1,633	118.40	135.72	448	733
April. . . .	87	282	663	1,915	117.19	131.23	503	660
May.	59	159	722	2,074	a/	a/	495	604
June	155	173	877	2,247	a/	a/	275	608

a/ Not Available

Source: Personnel Statistics Division, DCS/Comptroller, Hq USAF.

TABLE 283 — SUMMARY — AIR NATIONAL GUARD PERSONNEL NOT ON ACTIVE DUTY — 30 NOV 1946 THROUGH 30 JUN 1956

DATE	TOTAL	COMMISSIONED OFFICERS	WARRANT OFFICERS	AIRMEN
30 November 1946	3,080	1,039	-	2,041
30 June 1947	10,086	2,757	-	7,329
30 June 1948	29,257	4,468	-	24,789
30 June 1949	41,435	6,553	-	34,882
30 June 1950	44,982	7,024	-	37,958
30 June 1951	20,166	2,128	-	18,038
30 June 1952	14,888	1,527	-	13,361
30 June 1953	35,556	3,839	-	31,717
30 June 1954	49,845	4,287	1,454	44,104
30 June 1955	61,306	4,957	1,741	54,608
30 June 1956	63,534	7,081	219	56,234

Source: National Guard Bureau.

434177 O - 57 - 37

TABLE 284 FUNCTIONAL DISTRIBUTION OF AIR NATIONAL GUARD AIRCRAFT INVENTORY QUARTERLY – FISCAL YEAR 1956

TYPE	TOTAL AIRCRAFT ON HAND	ACTIVE								INACTIVE	
		TOTAL ACTIVE	OPERATING ACTIVE				NON-OPERATING ACTIVE				
			TOTAL OPERATING ACTIVE	TACTICAL AND TRANSPORT	ADMINISTRATIVE	SPECIAL MISSION	TOTAL NON-OPERATING ACTIVE	MAINTENANCE MODIFICATION AND IRAN	OTHER	TOTAL INACTIVE	AWAITING DISPOSITION
30 SEPTEMBER 1955											
TOTAL	1,918	1,914	1,905	1,818	51	36	9	9	-	4	4
Bomber	87	87	87	87	-	-	-	-	-	-	-
Fighter	1,195	1,191	1,185	1,184	-	1	6	6	-	4	4
Reconnaissance	60	60	60	60	-	-	-	-	-	-	-
Cargo	149	149	148	92	51	5	1	1	-	-	-
Trainer	425	425	423	395	-	28	2	2	-	-	-
Communication	2	2	2	-	-	2	-	-	-	-	-
31 DECEMBER 1955											
TOTAL	1,943	1,941	1,933	1,845	51	37	8	5	3	2	2
Bomber	90	90	90	90	-	-	-	-	-	-	-
Fighter	1,201	1,199	1,197	1,195	-	2	2	2	-	2	2
Reconnaissance	68	68	65	65	-	-	3	-	3	-	-
Cargo	149	149	149	93	51	5	-	-	-	-	-
Trainer	433	433	430	402	-	28	3	3	-	-	-
Communication	2	2	2	-	-	2	-	-	-	-	-

TABLE 284 FUNCTIONAL DISTRIBUTION OF AIR NATIONAL GUARD AIRCRAFT INVENTORY QUARTERLY – FISCAL YEAR 1956 (CONTINUED)

TYPE	TOTAL AIRCRAFT ON HAND	ACTIVE								INACTIVE	
		TOTAL ACTIVE	OPERATING ACTIVE				NON-OPERATING ACTIVE			TOTAL INACTIVE	AWAITING DISPOSITION
			TOTAL OPERATING ACTIVE	TACTICAL AND TRANSPORT	ADMINISTRATIVE	SPECIAL MISSION	TOTAL NON-OPERATING ACTIVE	MAINTENANCE MODIFICATION AND IRAN	OTHER		
31 MARCH 1956											
TOTAL	2,052	2,051	1,949	1,866	49	34	102	102	-	1	1
Bomber	88	88	84	84	-	-	4	4	-	-	-
Fighter	1,305	1,304	1,240	1,238	-	2	64	64	-	1	1
Reconnaissance	71	71	67	67	-	-	4	4	-	-	-
Search and Rescue	5	5	4	4	-	-	1	1	-	-	-
Cargo	163	163	144	90	49	5	19	19	-	-	-
Trainer	420	420	410	383	-	27	10	10	-	-	-
30 JUNE 1956											
TOTAL	2,138	2,138	1,980	1,894	51	35	158	158	-	-	-
Bomber	89	89	77	77	-	-	12	12	-	-	-
Fighter	1,442	1,442	1,334	1,333	-	1	108	108	-	-	-
Reconnaissance	96	96	80	80	-	-	16	16	-	-	-
Search and Rescue	12	12	11	10	-	1	1	1	-	-	-
Cargo	168	168	163	107	51	5	5	5	-	-	-
Trainer	331	331	315	287	-	28	16	16	-	-	-

Source: Operations Statistics Division, Directorate of Statistical Services, DCS/Comptroller.

TABLE 285 - FUNCTIONAL DISTRIBUTION SUMMARY OF AIR NATIONAL GUARD AIRCRAFT POSSESSED FISCAL YEARS 1950 — 1956

DATE OF INVENTORY	TOTAL AIRCRAFT ON HAND	ACTIVE								INACTIVE			
		TOTAL ACTIVE AIRCRAFT	OPERATING ACTIVE					NON-OPERATING ACTIVE						
			TOTAL OPERATING ACTIVE	TAC & TRANS	TRAINING	ADMINIS-TRATIVE	SPECIAL MISSION	TOTAL NON-OPERATING ACTIVE	MAINT MOD & IRAN	OTHER	TOTAL INACTIVE	STORAGE	AWAITING DISPOSI-TION	BAILMENT & LOAN
FY 1950														
30 June	2,674	2,664	2,605	a/ 2,565		23	17	59	58	1	10	-	7	3
FY 1951														
30 June	586	583	547	a/ 514		24	9	36	36	-	3	-	3	-
FY 1952														
30 June	427	424	410	367	-	43	-	14	14	-	3	-	3	-
FY 1953														
30 June	1,020	1,007	938	916	13	-	9	69	63	6	13	-	1	12
FY 1954														
30 June	1,784	1,779	1,688	1,641	-	10	37	91	91	-	5	-	3	2
FY 1955														
30 June	2,052	2,049	1,994	1,903	-	52	39	55	55	-	3	-	3	-
FY 1956														
30 September. .	1,918	1,914	1,905	1,818	-	51	36	9	9	-	4	-	4	-
31 December . .	1,943	1,941	1,933	1,845	-	51	37	8	5	3	2	-	2	-
31 March . . .	2,052	2,051	1,949	1,866	-	49	34	102	102	-	1	-	1	-
30 June	2,138	2,138	1,980	1,894	-	51	35	158	158	-	-	-	-	-

a/ Data prior to 31 December 1951 represents total of "Tac & Trans" and Training.
Source: Operations Statistics Division, Directorate of Statistical Services, DCS/Comptroller.

TABLE 286 — AIR NATIONAL GUARD AIRCRAFT FUNCTIONAL DISTRIBUTION BY TYPE, MODEL, AND SELECTED SERIES
AS OF 30 JUNE 1956

TYPE, MODEL AND SERIES	AIRCRAFT INVENTORY															
	TOTAL AIRCRAFT	ACTIVE											INACTIVE			
		TOTAL ACTIVE	OPERATING							NON-OPERATING			TOTAL INACTIVE	STORAGE	BAILMENT AND LOAN	AWAITING DISPOSITION
			TOTAL OPERATING ACTIVE	TAC & TRANS	TRAINING	OPERATIONAL SUPPORT	ADMINISTRATIVE	SPECIAL MISSION	TEST & TEST SUPPORT	TOTAL NON-OPERATING	MAINT & MOD	OTHER				
TOTAL AIRCRAFT	2,138	2,138	1,980	1,894	-	-	51	35	-	158	158	-	-	-	-	-
Bomber	89	89	77	77	-	-	-	-	-	12	12	-	-	-	-	-
B-26	89	89	77	77	-	-	-	-	-	12	12	-	-	-	-	-
Fighter	1,442	1,442	1,334	1,333	-	-	-	1	-	108	108	-	-	-	-	-
F-51	143	143	143	143	-	-	-	-	-	-	-	-	-	-	-	-
F-80	241	241	226	226	-	-	-	-	-	15	15	-	-	-	-	-
F-84D	65	65	64	64	-	-	-	-	-	1	1	-	-	-	-	-
F-84E	102	102	95	95	-	-	-	-	-	7	7	-	-	-	-	-
F-84F	136	136	118	118	-	-	-	-	-	18	18	-	-	-	-	-
F-86A	202	202	188	188	-	-	-	-	-	14	14	-	-	-	-	-
F-86D	2	2	-	-	-	-	-	-	-	2	2	-	-	-	-	-
F-86E	140	140	131	130	-	-	-	1	-	9	9	-	-	-	-	-
F-89	131	131	112	112	-	-	-	-	-	19	19	-	-	-	-	-
F-94	280	280	257	257	-	-	-	-	-	23	23	-	-	-	-	-
Reconnaissance	96	96	80	80	-	-	-	-	-	16	16	-	-	-	-	-
RB-26	46	46	35	35	-	-	-	-	-	11	11	-	-	-	-	-
RF-80	39	39	34	34	-	-	-	-	-	5	5	-	-	-	-	-
RF-84F	9	9	9	9	-	-	-	-	-	-	-	-	-	-	-	-
RF-86A	2	2	2	2	-	-	-	-	-	-	-	-	-	-	-	-
Search & Rescue	12	12	11	10	-	-	-	1	-	1	1	-	-	-	-	-
SA-16	12	12	11	10	-	-	-	1	-	1	1	-	-	-	-	-
Cargo	168	168	163	107	-	-	51	5	-	5	5	-	-	-	-	-
VB-26	2	2	-	-	-	-	-	2	-	-	-	-	-	-	-	-
C-45	51	51	51	-	-	-	51	-	-	-	-	-	-	-	-	-
C-46	29	29	28	28	-	-	-	-	-	1	1	-	-	-	-	-
C-47	85	85	81	79	-	-	-	2	-	4	4	-	-	-	-	-
C-53	1	1	1	-	-	-	-	1	-	-	-	-	-	-	-	-
Trainer	331	331	315	287	-	-	-	28	-	16	16	-	-	-	-	-
TB-25	30	30	28	2	-	-	-	26	-	2	2	-	-	-	-	-
TB-26	28	28	26	26	-	-	-	-	-	2	2	-	-	-	-	-
TC-46	1	1	1	1	-	-	-	-	-	-	-	-	-	-	-	-
TF-51	6	6	6	6	-	-	-	-	-	-	-	-	-	-	-	-
T-6	50	50	49	49	-	-	-	-	-	1	1	-	-	-	-	-
T-33	216	216	205	203	-	-	-	2	-	11	11	-	-	-	-	-

Source: Operations Statistics Division Directorate of Statistical Services, DCS/Comptroller.

TABLE 287 SUMMARY OF HOURS FLOWN BY AIR NATIONAL GUARD AIRCRAFT BY TYPE AND MODEL FISCAL YEARS 1950–1956

(This is a new table and does not appear in the previous fiscal year Statistical Digest)

TYPE AND MODEL	FY 1950	FY 1951	FY 1952	FY 1953	FY 1954	FY 1955	FY 1956
TOTAL a/	376,578	249,179	87,091	146,660	267,594	358,275	389,501
Bomber	34,736	17,043	2	1,404	12,880	22,820	17,215
B-26	34,736	17,043	2	1,404	12,880	22,820	17,215
Fighter	191,985	119,540	42,108	63,953	107,998	166,949	182,917
F-47	60,006	31,893	4,878	3,362	1,711	64	-
F-51	115,993	68,682	35,631	60,591	80,453	48,283	19,502
F-80	10,979	5,149	-	-	9,290	35,182	43,784
F-84	5,007	13,816	1,599	-	4,369	18,657	28,694
F-86	-	-	-	-	10,975	39,523	45,454
F-89	-	-	-	-	-	2,506	6,156
F-94	-	-	-	-	1,200	22,734	39,327
Reconnaissance	1,351	414	-	1,069	5,815	5,346	11,947
RB-26	-	-	-	1,027	3,927	2,003	4,597
RF-51	1,351	414	-	42	1,888	2,064	641
RF-80	-	-	-	-	-	1,279	6,280
RF-84	-	-	-	-	-	-	95
RF-86	-	-	-	-	-	-	331
RC-47	-	-	-	-	-	-	3
Search and Rescue	-	-	-	-	-	-	843
SA-16	-	-	-	-	-	-	843
Cargo	61,596	56,013	27,847	34,508	39,218	54,156	60,906
VB-26	-	-	-	-	-	-	682
C-45	372	372	-	-	255	17,204	18,244
C-46	448	147	-	840	2,038	2,616	6,521
C-47/53	60,776	55,494	27,847	33,668	36,925	34,336	35,417
VC-74	-	-	-	-	-	-	42
Trainer	86,910	56,169	17,134	45,704	101,608	108,945	115,648
T-6	57,387	33,776	15,183	43,584	79,121	59,032	36,862
T-11	5,108	2,714	-	-	-	-	-
TB-25	-	-	-	-	1,193	5,103	5,254
TB-26	18,751	16,997	1,697	1,741	361	-	8,100
T-33	-	-	-	40	20,933	44,810	64,146
TC-46	-	-	-	64	-	-	324
TF-47	2,166	1,102	143	-	-	-	-
TF-51	3,498	1,580	111	275	-	-	962
Liaison	-	-	-	22	75	59	25
L-16	-	-	-	22	75	59	25

a/ The totals herein shown do not include any flying time for inactive aircraft.
Source: Operations Statistics Division, Directorate of Statistical Services, DCS/Comptroller

TABLE 288 — FORMALLY ENROLLED AF RESERVE OFFICER TRAINING CORPS (ROTC) STUDENTS BY INSTITUTION, BY YEAR OF COURSE, BY STATE — FY 1956

(Table below is a modification of Table 296, FY 1955; reports enrollee totals for states)

INSTITUTION	TOTAL	BASIC			ADVANCED		
		Total	First Year	Second Year	Total	First Year	Second Year
	20 October 1955						
TOTAL	100,461	83,623	52,807	30,816	16,838	7,464	9,374
ALABAMA - TOTAL	2,273	1,968	1,298	670	305	136	169
Alabama Polytechnic Institute	1,161	1,007	673	334	154	77	77
Alabama, University Of	823	733	477	256	90	33	57
Tuskegee Institute	289	228	148	80	61	26	35
ARIZONA - TOTAL	1,353	1,147	810	337	206	83	123
Arizona, University Of	762	638	442	196	124	51	73
Arizona State College	591	509	368	141	82	32	50
ARKANSAS - TOTAL	495	426	290	136	69	35	34
Arkansas, University Of	495	426	290	136	69	35	34
CALIFORNIA - TOTAL	4,500	3,636	2,245	1,391	864	361	503
Fresno State College	185	138	84	54	47	11	36
Loyola University of Los Angeles	491	418	242	176	73	18	55
San Jose State College	256	199	130	69	57	49	8
Stanford University	408	280	157	123	128	64	64
California, University Of (Los Angeles)	821	710	461	249	111	41	70
Southern California, University Of	186	118	72	46	68	23	45
California Institute of Technology	137	99	65	34	38	22	16
Occidental College	373	322	191	131	51	25	26
San Diego State College	427	322	230	92	105	38	67
San Francisco State College	194	143	84	59	51	27	24
California, University of (Berkeley)	1,022	887	529	358	135	43	92
COLORADO - TOTAL	1,604	1,394	951	443	210	100	110
Colorado A and M College	783	707	502	205	76	39	37
Denver, University Of	134	106	74	32	28	16	12
Colorado State College of Education	411	373	242	131	38	15	23
Colorado, University Of	276	208	133	75	68	30	38
CONNECTICUT - TOTAL	1,106	908	531	377	198	80	118
Trinity College	190	126	59	67	64	23	41
Connecticut, University Of	821	739	443	296	82	37	45
Yale University	95	43	29	14	52	20	32
DISTRICT OF COLUMBIA - TOTAL	1,022	802	491	311	220	89	131
Georgetown University	281	228	128	100	53	28	25
Howard University	278	231	141	90	47	13	34
Catholic University Of America	280	206	128	78	74	25	49
George Washington University	183	137	94	43	46	23	23
FLORIDA - TOTAL	2,438	2,198	1,430	768	240	106	134
Florida State University	651	610	394	216	41	16	25
Florida, University Of	1,267	1,161	736	425	106	50	56
Miami, University Of	520	427	300	127	93	40	53
GEORGIA - TOTAL	1,783	1,426	865	561	357	183	124
Georgia, University Of	594	499	330	169	95	42	53
Georgia Institute of Technology	928	707	400	307	221	104	117
Emory University	261	220	135	85	41	37	4
HAWAII - TOTAL	465	408	261	147	57	23	34
Hawaii, University Of	465	408	261	147	57	23	34
IDAHO - TOTAL	455	384	277	107	71	29	42
Idaho, University Of	455	384	277	107	71	29	42
ILLINOIS - TOTAL	4,228	3,723	2,419	1,304	505	212	293
Bradley University	843	743	525	218	100	35	65
Illinois, University Of	1,752	1,574	995	579	178	74	104
Illinois Institute of Technology	223	156	96	60	67	36	31
Northwestern University	149	82	47	35	67	25	42
Southern Illinois University	1,261	1,168	756	412	93	42	51
INDIANA - TOTAL	4,416	3,692	2,197	1,495	724	341	383
Butler University	353	303	184	119	50	18	32
Indiana University	1,077	941	549	392	136	63	73
Purdue University	1,781	1,529	879	650	252	142	110
Notre Dame, University Of	429	292	170	122	137	50	87
Ball State Teachers College	288	238	179	59	50	28	22
Depauw University	237	199	113	86	38	15	23
Evansville College	251	190	123	67	61	25	36
IOWA - TOTAL	3,316	2,914	1,818	1,096	402	164	238
Coe College	283	249	144	105	34	17	17
Iowa State College of A and M Arts	1,382	1,206	774	432	176	63	113
Iowa, State University Of	785	685	414	271	100	44	56
Drake University	578	515	342	173	63	27	36
Grinnell College	288	259	144	115	29	13	16
KANSAS - TOTAL	1,864	1,446	872	574	418	178	240
Kansas State College of Agriculture	965	822	508	314	143	64	79
Wichita, Minicipal University Of	325	260	185	75	65	25	40

TABLE 288 — FORMALLY ENROLLED AF RESERVE OFFICER TRAINING CORPS (ROTC) STUDENTS BY INSTITUTION, BY YEAR OF COURSE, BY STATE — FY 1956 (CONTINUED)

(Table below is a modification of Table 296, FY 1955; reports enrollee totals for states)

INSTITUTION	TOTAL	BASIC			ADVANCED		
		Total	First Year	Second Year	Total	First Year	Second Year
	20 October 1955						
KANSAS (Continued)							
Kansas, University Of	395	236	102	134	159	46	113
Washburn, University of Topeka	179	128	77	51	51	43	8
KENTUCKY - TOTAL	1,257	1,028	646	377	234	90	144
Kentucky, University Of	896	773	483	290	123	41	82
Louisville University	167	104	74	30	63	34	29
Western Kentucky State Teachers College	194	146	89	57	48	15	33
LOUISIANA - TOTAL	2,565	2,039	1,224	815	526	190	336
Louisiana Polytechnic Institute	453	341	216	125	112	48	64
Louisiana State University	1,193	968	563	405	225	81	144
Southwestern Louisiana Institute	554	432	255	177	122	38	84
Tulane University	365	298	190	108	67	23	44
MAINE - TOTAL	325	296	173	123	29	15	14
Colby College	325	296	173	123	29	15	14
MARYLAND - TOTAL	2,503	2,342	1,327	1,015	161	83	78
Maryland University	2,503	2,342	1,327	1,015	161	83	78
MASSACHUSETTS - TOTAL	2,663	2,125	1,254	871	538	222	316
Amherst College	105	64	44	20	41	9	32
Holy Cross College	296	224	119	105	72	21	51
Lowell Textile Institute	340	319	204	115	21	11	10
Tufts College	116	86	55	31	30	11	19
Boston University	272	207	144	63	65	31	34
Harvard University	95	51	35	16	44	7	37
Massachusetts Institute of Technology	880	743	429	314	137	74	63
Massachusetts, University Of	482	396	204	192	86	43	43
Williams College	77	35	20	15	42	15	27
MICHIGAN - TOTAL	3,170	2,572	1,581	991	598	257	341
Michigan State College	1,610	1,411	832	579	199	95	104
Detroit, University Of	583	485	316	169	98	37	61
Michigan, University Of	459	257	131	126	202	82	120
Wayne University	213	182	129	53	31	7	24
Michigan College Of M and T	305	237	173	64	68	36	22
MINNESOTA - TOTAL	1,646	1,372	916	456	274	115	159
St Olaf College	483	429	249	180	54	29	25
St Thomas, College Of	624	563	403	160	61	31	30
Minnesota University (Minneapolis)	445	302	198	104	143	50	93
Minnesota University (Duluth)	94	78	66	12	16	5	11
MISSISSIPPI - TOTAL	979	830	545	285	149	72	77
Mississippi State College	657	548	349	199	109	49	60
Mississippi, University Of	322	282	196	86	40	23	17
MISSOURI - TOTAL	2,312	1,969	1,230	739	343	117	226
St Louis University	1,009	899	540	359	110	19	91
Missouri, University Of	967	803	513	290	164	75	89
Washington University	336	267	177	90	69	23	46
MONTANA - TOTAL	961	840	549	291	121	53	68
Montana State College	482	432	293	139	50	27	23
Montana State University	344	293	172	121	51	19	32
Montana School of Mines	135	115	84	31	20	7	13
NEBRASKA - TOTAL	1,184	1,035	695	340	149	57	92
Nebraska, University Of	798	711	445	266	87	35	52
Omaha , Municipal University of	386	324	250	74	62	22	40
NEW HAMPSHIRE - TOTAL	744	580	352	228	164	75	89
New Hampshire, University Of	601	488	286	202	113	58	55
Dartmouth College	143	92	66	26	51	17	34
NEW JERSEY - TOTAL	1,844	1,455	890	565	389	155	234
Rutgers University	846	729	448	281	117	47	70
Newark College of Engineering	578	421	256	165	157	63	94
Stevens Institute of Technology	288	234	151	83	54	26	28
Princeton University	132	71	35	36	61	19	42
NEW MEXICO - TOTAL	692	534	380	154	158	86	72
New Mexico College of A and MA	431	348	252	96	83	52	31
New Mexico, University Of	261	186	128	58	75	34	41
NEW YORK - TOTAL	6,140	4,890	2,952	1,938	1,250	579	671
Colgate University	241	141	77	64	100	41	59
Cornell University	1,079	935	510	425	144	69	75
Fordham University	368	237	146	91	131	35	96
New York University	735	625	419	206	110	44	66
Syracuse University	568	405	247	158	163	76	87
Columbia University	134	69	34	35	65	19	46
Union University and College	197	119	75	44	78	39	39
Rensselaer Polytechnic Institute	431	325	205	120	106	62	44
Brooklyn College	238	169	85	84	69	31	38

TABLE 288 — FORMALLY ENROLLED AF RESERVE OFFICER TRAINING CORPS (ROTC) STUDENTS BY INSTITUTION, BY YEAR OF COURSE, BY STATE — FY 1956 (CONTINUED)

(Table below is a modification of Table 296, FY 1955; reports enrollee totals for states)

INSTITUTION	TOTAL	BASIC			ADVANCED		
		Total	First Year	Second Year	Total	First Year	Second Year
	20 October 1955						
NEW YORK (Continued)							
Manhattan College	717	604	348	256	113	58	55
Queens College of New York City	214	165	91	74	49	23	26
Hobart College	407	358	210	148	49	26	23
Buffalo, University Of	732	678	472	206	54	38	16
Rochester, University Of	79	60	33	27	19	18	1
NORTH CAROLINA - TOTAL	2,193	1,802	1,116	686	391	189	202
Duke University	241	169	112	57	72	32	40
North Carolina, University Of	353	254	155	99	99	44	55
North Carolina State College of Agriculture	1,048	894	533	361	154	82	72
East Carolina Teachers College	215	180	118	62	35	13	22
Agri and Tech College of North Carolina	336	305	198	107	31	18	13
NORTH DAKOTA - TOTAL	856	745	471	274	111	43	68
North Dakota Agriculture College	504	451	298	153	53	20	33
North Dakota, University Of	352	294	173	121	58	23	35
OHIO - TOTAL	6,699	5,424	3,585	1,839	1,275	606	669
Bowling Green State University	265	219	136	83	46	24	22
Case Institute of Technology	335	239	178	61	96	45	51
Kent State University	284	216	128	88	68	31	37
Western Reserve University	115	81	57	24	34	9	25
Miami University (Ohio)	540	432	269	163	108	32	76
Ohio State University	2,794	2,505	1,681	824	289	112	177
Ohio University	631	470	266	204	161	64	97
Ohio Wesleyan University	801	564	363	201	237	107	130
Akron, University Of	389	319	210	109	70	65	5
Cincinnati, University Of	545	379	297	82	166	117	49
OKLAHOMA - TOTAL	3,476	3,057	1,967	1,090	413	193	226
Oklahoma A and M College	1,925	1,718	1,151	567	207	104	103
Oklahoma, University Of	1,346	1,180	712	468	166	70	96
Tulsa, University Of	205	159	104	55	46	19	27
OREGON - TOTAL	2,037	1,733	1,169	564	304	132	172
Oregon State College	766	649	445	204	117	43	74
Oregon, University Of	612	524	370	154	88	38	50
Portland, University Of	356	289	175	114	67	35	32
Willamette University	303	271	179	92	32	16	16
PENNSYLVANIA - TOTAL	5,613	4,760	2,905	1,855	853	370	483
Duquesne University	270	238	167	71	32	19	13
Gettysburg College	251	178	115	63	73	28	45
Lehigh University	599	518	314	204	81	42	39
Pennsylvania State College	2,279	1,997	1,147	850	282	114	168
Pennsylvania, University Of	230	134	73	61	96	46	50
Pittsburgh, University Of	480	357	219	138	123	42	81
Allegheny College	286	256	149	107	30	18	12
Franklin and Marshall College	272	233	182	51	39	18	21
Grove City College	392	354	230	124	38	19	19
St. Joseph's College	554	495	309	186	59	24	35
PUERTO RICO - TOTAL	697	642	402	240	55	20	35
Puerto Rico, University of	697	642	402	240	55	20	35
RHODE ISLAND - TOTAL	132	63	38	25	69	34	35
Brown University	132	63	38	25	69	34	35
SOUTH CAROLINA - TOTAL	1,854	1,418	857	561	436	210	226
Citadel, The	473	357	225	132	116	59	57
Clemson Agricultural College	609	503	296	207	106	43	63
South Carolina, University Of	772	558	336	222	214	108	106
SOUTH DAKOTA - TOTAL	421	375	264	111	46	17	29
South Dakota State College of A and M	421	375	264	111	46	17	29
TENNESSEE - TOTAL	2,367	2,138	1,453	685	229	99	130
Memphis State College	768	685	475	210	83	39	44
Tennessee Agri and Ind State College	599	581	380	201	18	7	11
South, University of the	214	177	113	64	37	16	21
Tennessee, University Of	786	695	485	210	91	37	54
TEXAS - TOTAL	4,581	3,294	2,079	1,215	1,287	601	676
Texas A and M College	1,728	1,215	790	425	513	263	250
Baylor University	488	358	206	152	130	61	69
Southern Methodist University	405	269	169	100	136	58	78
Texas Tech. College	535	447	301	146	88	33	55
Texas, University Of	574	400	216	184	174	83	91
East Texas State College	152	97	67	30	55	26	29
North Texas State College	381	274	169	105	107	53	54
Southwest Texas State Teachers College	117	88	61	27	29	11	18
Texas Christian University	201	146	100	46	55	23	32

TABLE 288 — FORMALLY ENROLLED AF RESERVE OFFICER TRAINING CORPS (ROTC) STUDENTS BY INSTITUTION, BY YEAR OF COURSE, BY STATE — FY 1956 (CONTINUED)

(Table below is a modification of Table 296, FY 1955; reports enrollee totals for states)

INSTITUTION	TOTAL	BASIC			ADVANCED		
		Total	First Year	Second Year	Total	First Year	Second Year
	20 October 1955						
UTAH - TOTAL	1,496	1,114	768	346	382	148	234
Utah, University Of	339	187	121	66	152	58	94
Brigham Young University	517	381	277	104	136	49	87
Utah State Agricultural College	640	546	370	176	94	41	53
VERMONT - TOTAL	846	712	436	276	134	72	62
St. Michael's College	421	352	215	137	69	44	25
Vermont, University of	425	360	221	139	65	28	37
VIRGINIA - TOTAL	1,321	1,065	665	400	256	107	149
Virginia Polytechnic Institute	712	610	382	228	102	40	62
Virginia Military Institute	237	169	106	63	68	26	42
Richmond, University Of	150	110	67	43	40	18	22
Virginia, University Of	222	176	110	66	46	23	23
WASHINGTON - TOTAL	2,416	2,200	1,400	820	296	157	139
Central Washington College Education	237	315	204	111	22	1	21
Puget Sound, College Of	336	297	189	108	39	25	14
Washington State College	743	643	396	247	100	40	60
Washington, University Of	1,100	965	611	354	135	91	44
WEST VIRGINIA - TOTAL	1,065	942	560	382	123	64	59
West Virginia University	848	749	417	332	99	56	43
Davis and Elkins College	217	193	143	50	24	8	16
WISCONSIN - TOTAL	1,662	1,448	998	450	214	91	123
Lawrence College	236	215	126	89	21	19	2
Wisconsin, University Of	1,174	1,001	673	328	173	69	104
Wisconsin State College	252	232	199	33	20	3	17
WYOMING - TOTAL	326	297	205	92	29	15	14
Wyoming, University Of	326	297	205	92	29	15	14
	30 Jun 1956						
TOTAL	75,450	66,597	41,191	25,406	8,853	6,266	2,587
ALABAMA - TOTAL	1,723	1,549	1,061	488	174	114	60
Alabama Poltechnic Institute	854	753	540	213	101	67	34
Alabama, University Of	635	591	389	202	44	26	18
Tuskegee Institute	234	205	132	73	29	21	8
ARIZONA - TOTAL	1,035	940	640	300	95	73	22
Arizona, University Of	576	516	342	174	60	43	17
Arizona State College	459	424	298	126	35	30	5
ARKANSAS - TOTAL	373	337	214	123	36	30	6
Arkansas, University Of	373	337	214	123	36	30	6
CALIFORNIA - TOTAL	3,459	2,979	1,834	1,145	480	292	188
Fresno State College	75	60	31	29	15	7	8
Loyola University of Los Angles	400	358	222	136	42	25	17
San Jose State College	144	119	79	40	25	15	10
Stanford University	313	233	141	92	80	60	20
California, University Of (Los Angeles)	766	697	443	254	69	36	33
Southern California, University Of	115	84	54	30	31	21	10
California Institute of Technology	70	47	27	20	23	22	1
Occidental College	335	307	175	132	28	20	8
San Diego State College	234	189	128	61	45	26	19
San Francisco State College	129	97	60	37	32	17	15
California, University Of (Berkeley)	878	788	474	314	90	43	47
COLORADO - TOTAL	1,182	1,072	718	354	110	82	28
Colorado A and M College	596	554	371	183	42	38	4
Denver, University Of	72	59	44	15	13	10	3
Colorado State College of Education	332	307	190	117	25	16	9
Colorado, University Of	182	152	113	39	30	23	7
CONNECTICUT - TOTAL	848	759	433	326	89	71	18
Trinity College	152	121	58	63	31	23	8
Connecticut, University Of	640	602	353	249	38	29	9
Yale University	56	36	22	14	20	19	1
DISTRICT OF COLUMBIA - TOTAL	869	742	444	298	128	78	50
Georgetown University	226	198	113	85	28	26	2
Howard University	260	233	132	101	27	12	15
Catholic University of America	214	183	110	73	31	17	14
George Washington University	160	128	89	39	32	23	9
FLORIDA - TOTAL	1,761	1,641	1,068	573	120	85	35
Florida State University	558	539	346	193	19	13	6
Florida, University Of	954	905	563	342	49	40	9
Miami, University Of	249	197	159	38	52	32	20

TABLE 288 – FORMALLY ENROLLED AF RESERVE OFFICER TRAINING CORPS (ROTC) STUDENTS BY INSTITUTION, BY YEAR OF COURSE, BY STATE – FY 1956 (CONTINUED)

(Table below is a modification of Table 296, FY 1955; reports enrollee totals for states)

INSTITUTION	TOTAL	BASIC			ADVANCED		
		Total	First Year	Second Year	Total	First Year	Second Year
	30 Jun 1956 (continued)						
GEORGIA - TOTAL	1,422	1,220	678	542	202	141	61
Georgia, University Of	453	407	222	185	46	38	8
Georgia Institute of Technology	760	626	346	280	134	89	45
Emory University	209	187	110	77	22	14	8
HAWAII - TOTAL	378	356	222	134	22	22	-
Hawaii, University Of	378	356	222	134	22	22	-
IDAHO - TOTAL	346	314	214	100	32	25	7
Idaho, University Of	346	314	214	100	32	25	7
ILLINOIS - TOTAL	3,290	3,013	1,911	1,102	277	195	82
Bradley University	719	677	440	237	42	34	8
Illinois, University Of	1,376	1,277	775	502	99	71	28
Illinois, Institute of Technology	188	146	96	50	42	31	11
Northwestern University	75	42	28	14	33	18	15
Southern Illinois University	932	871	572	299	61	41	20
INDIANA - TOTAL	3,389	3,001	1,814	1,187	388	301	87
Butler University	253	229	128	101	24	17	7
Indiana University	865	792	475	317	73	50	23
Purdue University	1,452	1,312	768	544	140	122	18
Notre Dame, University Of	268	209	141	68	59	45	14
Ball State Teachers College	164	128	106	22	36	29	7
Depauw University	208	190	105	85	18	15	3
Evansville College	179	141	91	50	38	23	15
IOWA - TOTAL	2,401	2,217	1,371	846	184	139	45
Coe College	232	209	119	90	23	18	5
Iowa State College of A and M Arts	1,033	966	606	360	67	52	15
Iowa State, University Of	613	561	336	225	52	34	18
Drake University	457	429	277	152	28	21	7
Grinnell College	66	52	33	19	14	14	-
KANSAS - TOTAL	1,366	1,142	1,672	470	224	136	88
Kansas State College of Agriculture	770	695	395	300	75	50	25
Wichita, Municipal University Of	234	201	145	56	33	20	13
Kansas, University Of	234	143	75	68	91	52	39
Washburn University of Topeka	128	103	57	46	25	14	11
KENTUCKY - TOTAL	917	788	480	308	129	85	44
Kentucky, University Of	729	662	391	271	67	41	26
Louisville University	118	80	57	23	38	30	8
Western Kentucky State Teachers College	70	46	32	14	24	14	10
LOUISIANA - TOTAL	1,990	1,690	978	712	300	151	149
Louisiana Polytechnic Institute	356	281	167	114	75	45	30
Louisiana State University	997	855	486	369	142	61	81
Southwestern Louisiana Institute	376	321	174	147	55	32	23
Tulane University	261	233	151	82	28	13	15
MAINE - TOTAL	268	252	156	96	16	15	1
Colby College	268	252	156	96	16	15	1
MARYLAND - TOTAL	2,157	2,062	1,147	915	95	65	30
Maryland University	2,157	2,062	1,147	915	95	65	30
MASSACHUSETTS - TOTAL	1,857	1,610	945	665	247	191	56
Amherst College	18	7	4	3	11	7	4
Holy Cross College	184	167	108	59	17	15	2
Lowell Textile Institute	271	261	159	102	10	10	-
Tufts College	76	63	43	20	13	11	2
Boston University	162	129	81	48	33	29	4
Harvard University	30	18	16	2	12	6	6
Massachusetts Institute of Technology	703	627	361	266	76	54	22
Massachusetts, University Of	392	338	173	165	54	41	13
Williams College	21	-	-	-	21	18	3
MICHIGAN - TOTAL	2,353	2,019	1,250	769	334	199	135
Michigan State University	1,272	1,165	682	483	107	82	25
Detroit, University Of	436	368	239	129	68	21	47
Michigan, University Of	292	183	96	87	109	58	51
Wayne University	136	127	92	35	9	5	4
Michigan College of M and T	217	176	141	35	41	33	8
MINNESOTA - TOTAL	1,145	1,013	689	358	139	105	34
St. Olaf College	421	391	223	168	30	28	2
St. Thomas, College Of	517	480	340	140	37	30	7
Minnesota University (Minneapolis)	207	142	97	45	65	42	23
Minnesota University (Duluth)	41	34	29	5	7	5	2
MISSISSIPPI - TOTAL	771	693	462	231	78	68	10
Mississippi State College	504	451	292	159	53	49	4
Mississippi, University Of	267	242	170	72	25	19	6
MISSOURI - TOTAL	1,761	1,571	977	595	189	129	60
St. Louis University	808	737	466	271	71	39	32
Missouri, University Of	735	650	390	260	85	67	18
Washington University	218	185	121	64	33	23	10

TABLE 288 – FORMALLY ENROLLED AF RESERVE OFFICER TRAINING CORPS (ROTC) STUDENTS BY INSTITUTION, BY YEAR OF COURSE, BY STATE – FY 1956 (CONTINUED)

(Table below is a modification of Table 296, FY 1955; reports enrollee totals for states)

INSTITUTION	TOTAL	BASIC			ADVANCED		
		Total	First Year	Second Year	Total	First Year	Second Year
	30 Jun 1956 (continued)						
MONTANA - TOTAL	665	612	369	243	53	48	5
Montana State College	358	330	204	126	28	27	1
Montana State University	265	246	139	107	19	16	3
Montana School of Mines	42	36	26	10	6	5	1
NEBRASKA - TOTAL	935	856	562	294	79	56	23
Nebraska, University Of	670	627	393	234	43	33	10
Omaha, Municipal University Of	265	229	169	60	36	23	13
NEW HAMPSHIRE - TOTAL	569	485	287	198	84	74	10
New Hampshire, University Of	476	409	233	176	67	58	9
Dartmouth College	93	76	54	22	17	16	1
NEW JERSEY - TOTAL	1,444	1,272	769	505	172	145	27
Rutgers University	736	684	413	271	52	46	6
Newark College of Engineering	408	339	199	140	69	56	13
Stevens Institute of Technology	214	186	122	64	28	24	4
Princeton University	86	63	33	30	23	19	4
NEW MEXICO - TOTAL	533	409	285	124	124	59	65
New Mexico College of A and MA	378	301	197	104	77	35	42
New Mexico, University of	155	108	88	20	47	24	23
NEW YORK - TOTAL	4,569	3,719	2,403	1,316	631	499	132
Colgate University	133	92	61	31	41	37	4
Cornell University	903	830	441	389	73	60	13
Fordham University	199	165	105	60	34	32	2
New York University	546	494	333	161	52	34	18
Syracuse University	313	230	165	65	83	61	22
Columbia University	54	26	-	26	28	23	5
Union University and College	131	86	57	29	45	38	7
Rensselaer Polytechnic Institute	375	298	186	112	77	67	10
Brooklyn College	156	119	59	60	37	20	17
Manhattan College	597	536	313	223	61	52	9
Queens College of New York City	151	131	73	58	20	11	9
Hobart College	349	324	186	138	25	20	5
Buffalo, University Of	608	565	399	166	43	34	9
Rochester, University Of	54	42	22	20	12	10	2
NORTH CAROLINA - TOTAL	1,716	1,514	920	594	202	164	38
Duke University	168	133	92	41	35	29	6
North Carolina, University Of	249	204	124	80	45	38	7
North Carolina State College of Agriculture	882	796	467	329	86	71	15
East Carolina Teachers College	134	116	72	44	18	10	8
Agri & Tech College of North Carolina	283	265	165	100	18	16	2
NORTH DAKOTA - TOTAL	637	594	363	231	42	33	9
North Dakota Agricultural College	347	327	211	116	20	17	3
North Dakota, University Of	289	267	152	115	22	16	6
OHIO - TOTAL	4,698	4,024	2,563	1,461	674	456	218
Bowling Green State University	208	182	110	72	26	22	4
Case Institute of Technology	198	155	104	51	43	40	3
Kent State University	176	135	99	36	41	28	13
Western Reserve University	50	38	29	9	12	8	4
Miami University (Ohio)	365	335	201	134	30	26	4
Ohio State University	2,082	1,943	1,260	683	139	92	47
Ohio University	457	375	200	175	82	45	37
Ohio Wesleyan University	506	392	259	133	114	93	21
Akron, University Of	302	250	166	84	52	33	19
Cincinnati, University Of	354	219	135	84	135	69	66
OKLAHOMA - TOTAL	2,737	2,509	1,557	952	222	152	70
Oklahoma A and M College	1,537	1,428	911	517	109	75	34
Oklahoma, University Of	1,071	983	580	403	88	59	29
Tulsa, University Of	123	98	66	32	25	18	7
OREGON - TOTAL	1,521	1,377	884	493	144	114	30
Oregon State College	514	472	309	163	42	32	10
Oregon, University Of	453	405	269	136	48	38	10
Portland, University Of	297	257	152	105	40	32	8
Willamette University	257	243	154	89	14	12	2
PENNSYLVANIA - TOTAL	4,597	4,098	2,461	1,637	410	320	90
Duquense University	232	210	145	65	22	18	4
Gettysburg College	179	155	98	57	24	19	5
Lehigh University	542	487	288	199	55	43	12
Pennsylvania State College	1,888	1,761	992	769	127	93	34
Pennsylvania, University Of	143	98	60	38	45	34	11
Pittsburgh, University Of	344	286	165	121	58	37	21
Allegheny College	243	226	132	94	17	17	-
Franklin and Marshall College	152	133	116	17	19	18	1
Grove City College	339	319	196	123	20	19	1
St. Joseph's College	446	423	269	154	23	22	1

TABLE 288 — FORMALLY ENROLLED AF RESERVE OFFICER TRAINING CORPS (ROTC) STUDENTS BY INSTITUTION, BY YEAR OF COURSE, BY STATE — FY 1956 (CONTINUED)

(Table below is a modification of Table 296, FY 1955; reports enrollee totals for states)

INSTITUTION	TOTAL	BASIC			ADVANCED		
		Total	First Year	Second Year	Total	First Year	Second Year
	30 Jun 1956 (continued)						
PUERTO RICO - TOTAL	428	412	254	158	16	8	8
Puerto Rico, University Of.	428	412	254	158	16	8	8
RHODE ISLAND - TOTAL.	99	59	35	24	40	31	9
Brown University.	99	59	35	24	40	31	9
SOUTH CAROLINA - TOTAL	1,425	1,197	742	455	228	172	56
Citadel, The.	372	303	194	109	69	57	12
Clemson Agricultural College.	481	442	266	176	39	35	4
South Carolina, University Of	572	452	282	170	120	80	40
SOUTH DAKOTA - TOTAL	312	294	197	97	18	12	6
South Dakota State College of A and M	312	294	197	97	18	12	6
TENNESSEE - TOTAL.	1,759	1,641	1,063	578	118	77	29
Memphis State College	547	503	330	173	44	32	12
Tennessee Agri and Ind State College.	520	514	309	205	6	5	1
South, University of the.	129	117	100	17	12	12	-
Tennessee, University Of.	563	507	324	183	56	28	28
TEXAS - TOTAL	3,169	2,428	1,474	954	741	487	254
Texas A and M College	1,192	881	538	343	311	218	93
Baylor University	353	300	180	120	53	34	19
Southern Methodist University	262	184	113	71	78	37	41
Texas Tech College.	348	299	181	118	49	33	16
Texas, University Of.	409	301	150	151	108	76	32
East Texas State College.	91	60	39	21	31	17	14
North Texas State College	256	194	129	65	62	43	19
Southwest Texas State Teachers College.	94	77	53	24	17	10	7
Texas Christian University.	164	132	91	41	32	19	13
UTAH - TOTAL	890	713	463	250	177	112	65
Utah, University Of	161	89	65	24	72	48	24
Brigham Young University.	265	196	134	62	69	39	30
Utah State Agricultural College	464	428	264	164	36	25	11
VERMONT - TOTAL.	664	597	378	219	67	58	9
St. Michael's College	342	305	190	115	37	35	2
Vermont, University Of.	322	292	188	104	30	23	7
VIRGINIA - TOTAL.	855	717	423	294	138	105	33
Virginia Polytechnic Institute.	550	489	274	215	61	41	20
Virginia Military Institute	142	113	69	44	29	29	-
Richmond, University Of	22	-	-	-	22	15	7
Virginia, University Of	141	115	80	35	26	20	6
WASHINGTON - TOTAL	1,894	1,700	992	708	194	137	57
Central Washington College of Education	290	260	144	116	30	24	6
Puget Sound, College.	267	246	153	93	21	15	6
Washington State College.	555	502	281	221	53	37	16
Washington, University Of	782	692	414	278	90	61	29
WEST VIRGINIA - TOTAL.	796	734	448	286	62	53	9
West Virginia University	691	635	358	277	56	47	9
Davis and Elkins College	105	99	90	9	6	6	-
WISCONSIN - TOTAL	1,273	1,149	765	384	124	83	41
Lawrence College.	208	191	111	80	17	16	1
Wisconsin, University Of.	900	802	508	294	98	61	37
Wisconsin State College	165	156	146	10	9	6	3
WYOMING - TOTAL.	268	253	161	92	15	14	1
Wyoming, University Of	268	253	161	92	15	14	1

Source: Personnel Statistics Division, Directorate of Statistical Services, DCS/Comptroller

TABLE 289 — SUMMARY — AFROTC ENROLLMENT BY FISCAL YEAR — OCT 1946 THROUGH JUN 1956

(Table below is a new table and did not appear in the "USAF Statistical Digest" - FY 1955)

FISCAL YEAR AND MONTH	TOTAL	BASIC		ADVANCED	
		Air Science I	Air Science II	Air Science III	Air Science IV
FY 1947					
Beginning School Year 1946 - 1947	8,756	4,451	1,576	2,727	2
Mid School Year 1946 - 1947	8,451	4,121	1,329	2,991	10
End School Year 1946 - 1947	8,487	4,274	1,364	2,836	13
FY 1948					
Beginning School Year 1947 - 1948	21,941	10,962	4,810	3,996	2,173
March (1948)	21,392	10,358	4,837	3,896	2,301
June (1948)	21,160	10,166	4,815	3,868	2,311
FY 1949					
October (1948)	40,685	20,761	10,692	5,827	3,405
February (1949)	38,234	19,374	10,127	5,412	3,321
June (1949)	36,789	18,336	9,772	5,405	3,276
FY 1950					
October (1949)	47,705	20,686	14,964	6,901	5,154
February (1950)	44,713	19,149	13,867	6,657	5,040
June (1950)	42,422	17,739	13,326	6,474	4,883
FY 1951					
October (1950)	61,723	28,045	17,028	9,942	6,708
February (1951)	64,006	28,149	16,141	11,844	7,872
June (1951)	63,058	27,365	15,946	11,970	7,777
FY 1952					
October (1951)	114,244	64,944	25,842	12,633	10,825
February (1952)	111,395	61,084	25,839	13,577	10,895
July (1952)	99,345	57,023	26,522	12,845	2,955
FY 1953					
October (1952)	145,511	65,867	49,277	18,924	11,443
February (1953)	133,224	57,434	45,226	17,213	13,351
June (1953)	116,447	52,552	40,410	16,434	7,051
FY 1954					
October (1953)	125,417	52,498	41,109	13,769	18,041
March (1954)	108,528	43,869	35,615	12,582	16,462
July (1954)	92,335	40,736	32,799	12,064	6,736
FY 1955					
October (1954)	105,262	49,271	32,105	9,848	14,038
March (1955)	89,894	40,879	28,125	8,972	11,918
June (1955)	78,229	39,359	26,253	8,570	4,047
FY 1956					
October (1955)	100,129	52,807	30,816	7,284	9,222
February (1956)	86,392	44,410	27,053	6,613	8,316
June (1956)	75,450	41,191	25,406	6,266	2,587

Source: Personnel Statistics Division, Directorate of Statistical Services, DCS/Comptroller, HQ USAF

TABLE 290 — AIR FORCE RESERVE OFFICER TRAINING CORPS (AFROTC) CADET ENROLLMENT BY CATEGORY — FY 1956

COURSES AND MONTH OF ENROLLMENT	TOTAL	CATEGORY I	CATEGORY IA	CATEGORY II	CATEGORY III	CATEGORY IV	CATEGORY UND
TOTAL a/	75,450						
AIR SCIENCE I AND II - TOTAL (AS OF 30 JUNE 1956)a/	66,597						
Air Science I (First Year Basic)							
October	52,807						
March	44,410						
June	41,191						
Air Science II (Second Year Basic)							
October	30,816						
March	27,053						
June	25,406						
AIR SCIENCE III AND IV - TOTAL (AS OF 30 JUNE 1956)	8,853	5,386	1,828	1,120	255	264	-
Air Science III (First Year Advanced)							
October	7,284	4,367	1,506	840	220	246	105
November	7,144	4,318	1,497	838	222	244	25
December	7,066	4,276	1,486	833	222	235	14
January	6,914	4,199	1,447	823	224	213	8
February	6,613	4,034	1,344	790	227	204	14
March	6,490	3,948	1,346	779	218	193	6
April	6,432	3,928	1,325	774	218	184	3
May	6,364	3,897	1,308	767	214	178	-
June	6,266	3,829	1,290	766	209	172	-
Air Science IV (Second Year Advanced)							
October	9,222	5,545	2,075	1,195	236	167	4
November	9,102	5,495	2,033	1,182	229	163	-
December	8,857	5,337	1,969	1,159	234	158	-
January	8,417	5,049	1,871	1,114	228	154	1
February	8,316	4,980	1,855	1,091	217	173	-
March	8,164	4,874	1,809	1,080	228	173	-
April	8,135	4,845	1,801	1,078	241	170	-
May	7,162	4,203	1,608	986	218	147	-
June	2,587	1,557	538	354	46	92	-

a/ Basic Cadet Data by category not required.

Source: Personnel Statistics Division, Directorate of Statistical Services, DCS/Comptroller, HQ USAF

TABLE 291 — SUMMARY — USAF RESERVE OFFICER TRAINING CORPS (ROTC) COMMISSIONS AND CERTIFICATES OF COMPLETION GRANTED BY FISCAL YEAR — FY 1949 THROUGH FY 1956

FY 1949	FY 1950	FY 1951	FY 1952	FY 1953	FY 1954		FY 1955		FY 1956	
					Commissions	Certificates of Completion	Commissions	Certificates of Completion	Commissions	Certificates of Completion
2,960	4,395	7,031	8,244	8,143	10,717	3,062	10,980	1,591	8,350	a/

a/ Discontinued as of 31 October 1955.

Source: Personnel Statistics Division, Directorate of Statistical Services, DCS/Comptroller

TABLE 292 — USAF RESERVE OFFICER TRAINING CORPS (ROTC) COMMISSIONS GRANTED — FY 1956

TOTAL	JUL (1955)	AUG	SEP	OCT	NOV	DEC	JAN (1956)	FEB	MAR	APR	MAY	JUN
8,346	567	834	183	53	27	198	523	352	164	21	893	4,528

Source: Personnel Statistics Division, Directorate of Statistical Services, DCS/Comptroller

TABLE 293 — USAF COMMISSIONED RESERVE OFFICER TRAINING CORPS (ROTC) OFFICERS SENT TO ACTIVE MILITARY SERVICE (AMS) BY TYPE OF TRAINING — FY 1956

(Table below is a modification over Table 300, FY 1955 in change of frequency in reporting)

Month	Total	Number Entering Pilot Training	Number Entering Observer Training	Number Entering Technical Training	Other Training and On-the-Job Training
TOTAL	10,392	5,768	2,276	-	2,348
July (1955)	699	339	130	-	230
August	1,236	781	304	-	151
September	1,008	607	234	-	167
October	1,069	286	112	-	671
November	1,036	574	223	-	239
December	552	306	111	-	135
January (1956)	1,030	563	228	-	239
February	867	560	200	-	107
March	950	652	239	-	59
June a/	1,945	1,100	495	-	350

a/ Data converted to a quarterly report as of 31 March 1956.

Source: Personnel Statistics Division, Directorate of Statistical Services, DCS/Comptroller.

TABLE 294 — SUMMARIES — PARTICIPATION IN CIVIL AIR PATROL (CAP) ACTIVITIES BY WING — FY 1952 THROUGH FY 1956

(Table below is a modification of Table 294, FY 1954. Cadets by sex were not broken out.)

LOCATION AND DATE	FISCAL YEAR SUMMARIES											
	31 DECEMBER						30 JUNE					
	Total	Officer		Senior		Cadets	Total	Officer		Senior		Cadets
		Male	Female	Male	Female			Male	Female	Male	Female	
FY 1952 - TOTAL	76,850	11,247	978	19,116	3,126	42,383	71,674	7,551	693	14,596	2,411	46,423
CONTINENTAL US - TOTAL	73,707	10,980	935	18,593	2,966	40,233	68,452	7,402	673	14,089	2,291	43,997
OVERSEAS - TOTAL	3,143	267	43	523	160	2,150	3,222	149	20	507	120	2,426
FY 1953 - TOTAL	79,426	9,144	898	19,487	3,201	46,696	79,592	9,106	855	19,962	3,070	46,599
CONTINENTAL US - TOTAL	76,120	8,862	864	18,913	3,044	44,437	75,627	8,848	826	19,390	2,904	43,659
OVERSEAS - TOTAL	3,306	282	34	574	157	2,259	3,965	258	29	572	166	2,940
FY 1954 - TOTAL							80,387	13,017	1,365	17,189	2,824	45,992
CONTINENTAL US - TOTAL	NOT AVAILABLE						77,485	12,583	1,288	16,786	2,685	44,143
OVERSEAS - TOTAL							2,902	434	77	403	139	1,849
FY 1955 - TOTAL	88,303	13,986	1,498	19,984	3,281	49,554	88,864	15,282	1,719	17,001	2,976	51,886
CONTINENTAL US - TOTAL	85,450	13,525	1,399	19,561	3,144	47,821	86,218	14,782	1,607	16,750	2,918	50,161
OVERSEAS - TOTAL	2,853	461	99	423	137	1,733	2,646	500	112	251	58	1,725

WINGS	30 JUNE 1956					WINGS					
	Total	Senior		Cadets			Total	Senior		Cadets	
		Male	Female	Male	Female			Male	Female	Male	Female
WORLDWIDE - TOTAL	71,819	30,951	4,323	29,168	7,377	New Hampshire	568	318	56	140	54
CONTINENTAL US - TOTAL	68,138	30,191	4,120	27,349	6,478	New Jersey	1,885	743	118	838	186
Alabama	1,052	517	63	415	57	New Mexico	776	395	57	247	77
Arizona	859	451	82	240	86	New York	5,700	1,574	259	2,897	970
Arkansas	1,276	430	39	688	119	North Carolina	2,032	1,078	96	774	84
California	4,390	2,157	403	1,510	320	North Dakota	663	430	20	150	63
Colorado	1,390	595	83	501	211	Ohio	1,753	866	137	640	110
Connecticut	986	315	66	468	137	Oklahoma	1,412	556	77	632	147
Delaware	499	268	30	143	58	Oregon	847	522	71	185	69
District of Columbia	990	352	53	467	118	Pennsylvania	3,552	1,288	164	1,998	102
Florida	2,804	1,287	171	1,073	273	Rhode Island	541	197	24	284	36
Georgia	1,424	482	46	810	86	South Carolina	650	359	39	202	50
Idaho	759	376	24	304	55	South Dakota	364	230	10	104	20
Illinois	3,257	1,341	161	1,411	344	Tennessee	1,161	637	102	356	66
Indiana	1,485	721	77	532	155	Texas	3,658	1,881	259	1,347	171
Iowa	801	378	30	300	93	Utah	1,318	456	71	623	168
Kansas	1,141	468	59	544	70	Vermont	574	183	23	237	131
Kentucky	470	231	27	176	36	Virginia	1,484	694	71	635	84
Louisiana	804	441	39	309	15	Washington	1,163	684	121	285	73
Maine	805	531	72	157	45	West Virginia	774	492	57	179	46
Maryland	915	399	66	348	102	Wisconsin	1,653	823	110	533	187
Massachusetts	1,220	559	88	393	180	Wyoming	636	275	40	230	91
Michigan	3,078	1,057	187	1,431	403	OVERSEA - TOTAL	3,681	760	203	1,819	899
Minnesota	1,136	580	51	381	124	Alaska	640	232	74	197	137
Mississippi	512	284	31	171	26	Hawaii	1,001	246	102	424	229
Missouri	1,316	604	103	508	101	Puerto Rico	2,040	282	27	1,198	533
Montana	653	143	29	313	168						
Nebraska	556	253	21	187	95						
Nevada	396	290	37	53	16						

Source: Headquarters, Civil Air Patrol, USAF

434177 O - 57 - 38

TABLE 295 — SUMMARY — CIVIL AIR PATROL UNITS BY TYPE — 30 JUN 1949 THROUGH 30 JUN 1956

DATE	UNITS BY TYPE				
	Total	Wings	Groups	Squadrons	Flights
30 June 1949.	1,033	51	116	666	200
30 June 1950.	1,244	52	130	699	363
30 June 1951.	1,464	52	138	621	653
30 June 1952.	1,670	52	178	1,440	a/
30 June 1953.	2,200	52	218	1,930	
30 June 1954.	2,349	52	175	2,122	
30 June 1955.	2,599	52	182	2,365	
30 June 1956.	2,499	52	188	2,259	

a/ Flights were excluded after 30 June 1951.

Source: Director of CAP Personnel, Hq CAP, USAF

TABLE 296 — CIVIL AIR PATROL WING HEADQUARTERS BY LOCATION — AS OF 30 JUN 1956

WING AND CITY	WING AND CITY	WING AND CITY
CONTINENTAL US		
Alabama - Birmingham	Maryland - Friendship Int'l Airport	Oklahoma - Oklahoma City
Arizona - Tucson	Massachusetts - North Adams	Oregon - Portland
Arkansas - Little Rock	Michigan - Detroit	Pennsylvania - Allentown
California - San Francisco	Minnesota - Minneapolis	Rhode Island - Hillsgrove
Colorado - Denver	Mississippi - Jackson	South Carolina - Florence
Connecticut - New Haven	Missouri - Valley Park	South Dakota - Sioux Falls
Delaware - Wilmington	Montana - Helena	Tennessee - Memphis
Florida - Orlando	National Capital - Washington D. C.	Texas - Dallas
Georgia - Marietta	Nebraska - Omaha	Utah - Salt Lake City
Idaho - Boise	Nevada - Reno	Vermont - Rutland
Illinois - Chicago	New Hampshire - Manchester	Virginia - Richmond
Indiana - Indianapolis	New Jersey - Newark	Washington - Seattle
Iowa - Des Moines	New Mexico - Albuquerque	West Virginia - Martinsburg
Kansas - Wichita	New York - Mitchel AFB	Wisconsin - Watertown
Kentucky - Louisville	North Carolina - Charlotte	Wyoming - Casper
Louisiana - New Orleans	North Dakota - Fargo	
Maine - Fort Williams	Ohio - Cincinnati	
OUTSIDE CONTINENTAL US		
Alaska - Anchorage	Hawaii - Honolulu	Puerto Rico - San Juan

Source: Headquarters, Civil Air Patrol, USAF

TABLE 297 — FLYING ACTIVITY OF CIVIL AIR PATROL ON ACTUAL MISSIONS (SEARCH, RESCUE, AND MERCY) — CALENDAR YEAR 1956

REQUESTING AGENCY	MISSIONS	PERSONNEL PARTICIPATING		NUMBER AIRCRAFT FLOWN	NUMBER HOURS FLOWN
		Seniors	Cadets		
TOTAL	170	9,020	4,594	2,562	10,526:05
Air Rescue Service	80	5,224	2,100	1,396	6,843:48
American Red Cross	-	-	-	-	-
Civil Defense	8	1,165	1,667	220	935:05
Ground Observer Crops	82	2,631	827	946	2,747:52
Others	-	-	-	-	-

Source: Headquarters, Civil Air Patrol, USAF

TABLE 298 — FLYING ACTIVITY OF CIVIL AIR PATROL ON TRAINING MISSIONS (SEARCH AND RESCUE) FY 1956

FISCAL YEAR	MISSIONS	AIRCRAFT FLOWN	HOURS FLOWN	SENIORS PARTICIPATING	CADETS PARTICIPATING
Fiscal Year 1951	42	1,909	5,188:34	a/	a/
Fiscal Year 1952	75	2,640	9,577:05	a/	a/
Fiscal Year 1953	65	1,703	7,249:19	7,337	4,078
Fiscal Year 1954	364	3,793	13,582:40	14,911	8,091
Fiscal Year 1955	65	1,589	6,532:39	7,588	4,781
Fiscal Year 1956	65	1,066	4,223:43	5,300	3,448

a/ Not Available prior to FY 1953.

Source: Headquarters Civil Air Patrol, USAF

TABLE 299 — SUMMARY — CIVIL AIR PATROL ENCAMPMENT BY CALENDAR YEAR 1947 THROUGH 1956

CALENDAR YEAR	Air Force Bases Used As Sites	ENCAMPMENTS			ATTENDANCE				
		Total	Number of Air Force Bases	Number of Other Sites	Total	Cadets		Seniors	
						Male	Female	Male	Female
1947	25	25	25	-	2,623	a/	a/	a/	a/
1948	14	14	14	-	1,923	1,574	202	116	31
1949	21	22	22	-	2,401	1,918	229	207	47
1950	21	26	24	2	3,244	2,486	336	362	60
1951	20	33	26	7	4,534	3,542	572	344	76
1952	39	42	42	-	5,383	3,939	939	368	137
1953	39	40	40	-	6,346	4,810	971	417	148
1954	35	41	41	-	8,034	5,958	1,464	432	180
1955	33	46	45	1	9,731	7,123	1,840	507	261
1956	40	48	39	1	8,132	5,873	1,492	508	259

a/ Not Available

Source: Headquarters, Civil Air Patrol, USAF

TABLE 300— SUMMARY — CIVIL AIR PATROL (CAP) — HIGH SCHOOL AVIATION EDUCATION PROGRAM — 1949 (FALL) THROUGH 1956 (SPRING)

The Coordinated CAP-High School Aviation Education Program is an aviation education plan which may be described as general education in regard to aviation.

The course, as a one-year program for high school instruction, is taught by regular members of the school faculty. (It is also designed as a two-year course for use at CAP squadron level with CAP and Air Force Reserve personnel serving as instructors.) Any student is eligible to participate in the high school course of instruction, and CAP membership, though desirable, is not necessary.

DATE	NUMBER OF HIGH SCHOOLS	NUMBER OF STUDENTS
Fall Semester 1949	89	2,780
Spring Semester 1950	119	3,531
Fall Semester 1950	192	5,475
Spring Semester 1951	228	6,115
Fall Semester 1951	225	6,633
Spring Semester 1952	229	6,771
Fall Semester 1952	225	5,595
Spring Semester 1953	189	5,002
Fall Semester 1953	193	4,567
Spring Semester 1954	165	4,321
Fall Semester 1954	165	2,683
Spring Semester 1955	151	3,964
Fall Semester 1955	196	4,750
Spring Semester 1956	197	4,771

Source: Headquarters, Civil Air Patrol, USAF

TABLE 301 — CIVIL AIR PATROL CADET SUMMER ENCAMPMENT — 1956

1. Forty-eight (48) cadet encampments were held during 1955 at forty (40) Air Force Bases. Fifty-two (52) CAP Wings participated.

2. Cadet Participation:

   a. Enrollment: 7,365 (5,873 boys and 1,492 girls)

   b. Satisfactorily completed course of instruction: 7,250

      Did not satisfactorily complete course of instruction: 115

      Early departures for various reasons: 107

3. Senior Participation:

   a. Enrollment: 767 (508 men and 259 women)

   b. 7,431 man-days served at encampments by the seniors for an average of 9.6 days per senior.

TABLE 301 — CIVIL AIR PATROL CADET SUMMER ENCAMPMENT — 1956 (CONTINUED)

4. Direct Manpower Assistance from Encampment Site:

a. USAF Personnel: 224 Officers and 341 Airmen

b. Air Reservists: 222 Officers

c. Civilians: 68

5. Aerial transportation to and/or from Encampment Sites (as part of routine training flights without additional expense to the Government):

SOURCE	PLANES	NUMBER TRANSPORTED	FLYING TIME
TOTAL	383	8,559	1,494:58
USAF	343	7,655	1,354:33
Air National Guard	8	171	21:20
Reserve	24	608	97:45
Civil Air Patrol	6	20	12:50
Navy	1	75	5:30
USMC	1	30	3:00

6. Orientation flights at Encampment Sites (as part of routine training flights without additional expense to the Government). Fifty-four per cent of the total cadet attendance (excluding early departures) were flown on orientation flights:

SOURCE	PLANES	NUMBER TRANSPORTED	FLYING TIME
TOTAL	211	3,889	1,040:12
USAF	198	3,784	982:27
Air National Guard	6	35	17:55
Civil Air Patrol	5	58	32:50
Army	1	8	4:00
Navy	1	4	3:00

Source: Headquarters, Civil Air Patrol, USAF

TABLE 302 FUNCTIONAL DISTRIBUTION OF CIVIL AIR PATROL AIRCRAFT INVENTORY
QUARTERLY – FISCAL YEAR 1956

TYPE	TOTAL AIRCRAFT ON HAND	ACTIVE							INACTIVE			
		TOTAL ACTIVE	OPERATING ACTIVE			NON-OPERATING ACTIVE			TOTAL INACTIVE	STORAGE	BAILMENT AND LOAN	AWAITING DISPOSITION
			TOTAL OPERATING ACTIVE	OPERATIONAL SUPPORT	SPECIAL MISSION	TOTAL NON-OPERATING ACTIVE	MAINTENANCE MODIFICATION AND IRAN	OTHER				
30 SEPTEMBER 1955												
TOTAL	590	538	427	425	2	111	111	-	52	50	-	2
Communications	590	538	427	425	2	111	111	-	52	50	-	2
31 DECEMBER 1955												
TOTAL	582	526	427	425	2	99	99	-	56	54	-	2
Communications	582	526	427	425	2	99	99	-	56	54	-	2
31 MARCH 1956												
TOTAL	361	304	222	216	6	82	80	2	57	55	-	2
Communications	361	304	222	216	6	82	80	2	57	55	-	2
30 JUNE 1956												
TOTAL	93	85	2	-	2	83	75	8	8	5	3	-
Communications	93	85	2	-	2	83	75	8	8	5	3	-

Source: Operations Statistics Division, Directorate of Statistical Services, DCS/Comptroller.

TABLE 303 — CIVIL AIR PATROL AIRCRAFT FUNCTIONAL DISTRIBUTION BY TYPE AND MODEL
AS OF 30 JUNE 1956

TYPE, MODEL AND SERIES	AIRCRAFT INVENTORY														
	TOTAL AIRCRAFT	ACTIVE										INACTIVE			
		TOTAL ACTIVE	OPERATING						NON-OPERATING			TOTAL INACTIVE	STORAGE	BAILMENT AND LOAN	AWAITING DISPOSITION
			TOTAL OPERATING ACTIVE	TAC & TRANS	TRAINING	OPERATIONAL SUPPORT	ADMINISTRATIVE	SPECIAL MISSION	TEST & TEST SUPPORT	TOTAL NON-OPERATING	MAINT & MOD	OTHER				
TOTAL AIRCRAFT	93	85	2	-	-	-	-	2	-	83	75	8	8	5	3	-
Liaison	93/4	85/4	2/-	-/-	-/-	-/-	-/-	2/-	-/-	83/4	75/4	8/-	8/-	5/-	3/-	-/-
L-5	3	3	-	-	-	-	-	-	-	3	2	1	-	-	-	-
L-16	85	77	2	-	-	-	-	2	-	75	68	7	8	5	3	-
L-17	1	1	-	-	-	-	-	-	-	1	1	-	-	-	-	-
L-21																

Source: Operations Statistics Division, Directorate of Statistical Services, DCS/Comptroller.

TABLE 304 — SUMMARY — EXPLORERS IN EXPLORER UNITS BY TYPE OF EXPLORER— 31 DEC 1951 THROUGH 31 DEC 1955

(Table below is a modification of Table 306, FY 1954)

TYPE OF EXPLORER	31 DEC 1951	31 DEC 1952	31 DEC 1953	31 DEC 1954	31 DEC 1955
TOTAL	126,805	131,663	398,177	425,361	440,244
Explorers in Troops	a/	a/	257,790	261,696	257,400
Explorers in Posts	100,983	106,140	115,866	136,680	152,914
Sea Explorers	20,338	19,619	18,954	20,791	21,816
Air Explorers	4,612	4,995	4,876	6,033	7,982
Rovers	872	718	515	22	-
Lone Explorers	a/	191	176	139	132

a/ Not available.

Source: Forty-third, forty-fourth, forty-fifth and forty-sixth annual reports of the Boy Scouts of America to Congress

TABLE 305 — SUMMARY — EXPLORER UNITS BY TYPE OF UNIT BY CALENDAR YEAR — 1953 THROUGH 1955

(Minus quantities are enclosed in parenthesis)

TYPE OF UNIT	31 DEC 1949	31 DEC 1950	31 DEC 1951			31 DEC 1952		
			Total	Gain or Loss	Per Cent Gain or Loss	Total	Gain or Loss	Per Cent Gain or Loss
TOTAL	7,306	9,086	9,649	563	6.2	10,092	443	4.6
Squadrons	475	422	356	(66)	(15.8)	368	12	3.4
Posts	5,180	7,110	7,881	771	10.8	8,383	502	6.4
Ships	1,570	1,481	1,352	(129)	(8.7)	1,297	(55)	(4.1)
Rover Crews	81	73	60	(13)	(17.8)	44	(16)	(26.7)

	31 DEC 1953			31 DEC 1954			31 DEC 1955		
	Total	Gain or Loss	Per Cent Gain or Loss	Total	Gain or Loss	Per Cent Gain or Loss	Total	Gain or Loss	Per Cent Gain or Loss
TOTAL	10,833	741	6.8	12,498	1,665	15.4	13,946	1,448	11.6
Squadrons	370	2	0.5	443	73	19.7	558	115	26.0
Posts	9,187	804	9.6	10,746	1,559	17.0	12,027	1,281	11.9
Ship	1,245	(52)	(4.0)	1,308	63	5.1	1,361	53	4.1
Rover Crews	31	(13)	(29.5)	1	(30)	(96.8)	-	(1)	-

Source: Forty-fifth and forty-sixth annual reports of the Boy Scouts of America to Congress.

TABLE 306 - SUMMARY - CLASSIFIED MEMBERSHIP OF EXPLORERS BY REGIONS - 31 DEC 1953 THROUGH 31 DEC 1955

REGION	EXPLORER UNITS			TOTAL EXPLORERS			EXPLORERS IN TROOPS			EXPLORERS IN EXPLORER UNITS		
	1953	1954	1955	1953	1954	1955	1953	1954	1955	1953	1954	1955
TOTAL	10,833	12,498	13,946	398,177	415,361	440,244	257,790	251,696	257,400	140,387	163,665	182,844
I. . . .	571	636	694	22,734	23,870	24,653	15,241	15,293	15,233	7,493	8,577	9,420
II. . . .	1,158	1,294	1,401	46,579	48,065	50,799	31,126	30,662	30,685	15,453	17,403	20,114
III. . . .	1,015	1,226	1,484	42,962	46,559	49,075	29,941	30,361	29,880	13,021	16,198	19,195
IV. . . .	815	951	1,055	32,188	33,140	33,754	22,201	21,556	21,137	9,987	11,584	12,617
V. . . .	479	598	696	30,232	32,526	32,612	23,784	24,521	23,647	6,448	8,005	8,965
VI. . . .	594	707	852	34,333	39,996	43,384	26,605	30,706	31,819	7,728	9,290	11,565
VII. . . .	1,527	1,702	1,903	50,478	53,700	56,238	31,111	31,708	31,885	19,367	21,992	24,353
VIII. . . .	724	860	894	30,299	31,697	32,204	20,822	19,948	20,181	9,477	11,749	12,023
IX. . . .	973	1,128	1,280	31,367	32,120	32,719	19,003	17,757	16,202	12,364	14,363	16,517
X. . . .	337	372	412	13,070	13,037	13,040	8,973	8,497	8,078	4,097	4,540	4,962
XI. . . .	718	835	922	19,466	21,313	21,522	9,670	10,075	9,072	9,796	11,238	12,450
XII. . . .	1,901	2,154	2,302	43,102	37,601	48,283	18,211	9,438	18,440	24,891	28,163	29,843
XR. . . .	21	35	51	1,367	1,737	1,961	1,102	1,174	1,141	265	563	820

Source: Forty-fifth and Forty-sixth Annual Reports of the Boy Scouts of America to Congress.

TABLE 307- SUMMARY - EXPLORER GROWTH - 31 DEC 1930 THROUGH 31 DEC 1955

(Per cents represent gains and losses over the previous year's report. Minus quantities are inclosed in parentheses.)

Year	Total Explorers		Air Explorers		Sea Explorers		Explorers In Posts		Explorers In Troops	
	Total	Per cent	Total	Per cent	Total	Per cent	Total	Per cent	Total	Per cent
1930	8,043	-	-	-	8,043	-	-	-	-	-
1931	10,471	30.2	-	-	10,741	30.2	-	-	-	-
1932	14,863	41.9	-	-	14,863	41.9	-	-	-	-
1933	18,326	23.3	-	-	18,326	23.3	-	-	-	-
1934	19,448	6.1	-	-	19,448	6.1	-	-	-	-
1935	20,858	7.3	-	-	20,858	7.3	-	-	-	-
1936	20,759	(0.5)	-	-	20,759	(0.5)	-	-	-	-
1937	26,086	25.7	-	-	19,483	(6.1)	5,266	-	-	-
1938	35,062	37.5	-	-	23,405	20.1	10,625	101.8	-	-
1939	45,854	27.9	-	-	26,425	12.9	17,182	61.7	-	-
1940	52,277	14.0	-	-	27,561	4.3	22,563	31.3	-	-
1941	52,975	1.3	-	-	27,715	0.6	23,200	2.8	-	-
1942	50,539	(4.6)	2,025	-	26,332	(5.0)	20,135	(13.2)	-	-
1943	50,965	0.8	9,549	371.6	24,775	(5.9)	15,231	(24.4)	-	-
1944	a/ 55,495	8.9	11,233	17.6	24,951	0.7	16,212	6.4	-	-
1945	a/ 59,057	6.4	7,865	(30.0)	24,927	(0.1)	23,125	36.0	-	-
1946	68,832	16.6	7,656	(2.7)	26,204	5.1	33,634	19.5	-	-
1947	83,031	20.6	8,539	11.5	26,711	1.9	46,146	28.7	-	-
1948	82,969	(0.1)	6,809	(20.3)	22,988	(13.9)	51,557	11.7	-	-
1949	b/460,464	-	6,055	(11.1)	22,557	(1.9)	63,594	23.3	366,929	-
1950	416,173	(9.6)	5,464	(9.8)	22,148	(1.8)	92,860	46.0	294,588	(19.7)
1951	395,437	(5.0)	4,612	(15.6)	20,338	(8.2)	100,983	8.7	268,632	(8.8)
1952	397,113	0.4	4,995	8.3	19,619	(3.5)	106,140	5.3	265,450	(1.2)
1953	398,177	0.3	4,876	(2.4)	18,954	(3.4)	115,866	9.2	257,790	(2.9)
1954	425,361	6.8	6,033	23.7	20,791	9.7	136,680	18.0	261,696	1.5
1955	440,244	3.5	7,982	32.3	21,816	4.9	152,914	11.9	257,400	(1.6)

a/ Total Explorers includes Rover Membership (Not Shown Separately) for 1937 through 1953; Senior Scouts in a Troop for 1944 and 1945.

b/ Total Explorers for 1949 and later years not comparable with previous years because of change in policy, 1 September 1949.

Source: Forty-sixth Annual Reports of the Boy Scouts of America to Congress.

TABLE 308 – AGE DISTRIBUTION OF BOY EXPLORER MEMBERSHIP BY REGION – 31 DEC 1955

REGION	POPULATION	ANNUAL BOY CROP			UNITED STATES AND FOREIGN COUNTRIES
		8 Years	11 Years	14 Years	
TOTAL	153,541,824	1,722,100	1,487,895	1,338,772	
I	9,315,253	94,895	81,739	72,742	Connecticut; Maine; Massachusetts; New Hampshire; Rhode Island; Vermont; and part of New York - 49 Councils
II	21,896,828	227,695	200,622	176,604	New Jersey; New York; part of Pennsylvania; and Puerto Rico - 70 Councils
III	17,130,105	180,973	154,378	141,505	Delaware; District of Columbia; Maryland; Pennsylvania; Virginia; and parts of New Jersey, New York, Ohio, West Virginia, and North Carolina - 52 Councils
IV	13,107,416	150,831	126,058	117,388	Kentucky; Ohio; West Virginia; and parts of Virginia and Tennessee - 42 Councils
V	13,182,469	167,348	149,349	135,600	Alabama; Arkansas; Louisiana; Mississippi; Tennessee; and parts of Virginia, Florida, and Georgia - 32 Councils
VI	12,120,903	150,695	135,671	120,911	Florida; Georgia; North Carolina; South Carolina; and parts of Alabama - 37 Councils
VII	22,247,218	240,297	204,339	187,533	Illinois, Indiana, Michigan, Wisconsin, and parts of Kentucky, Ohio and Minnesota - 83 Councils
VIII	11,377,177	122,982	105,900	95,590	Colorado; Iowa; Kansas; Missouri; Nebraska; Wyoming; and parts of Arkansas and Illinois - 38 Councils
IX	10,804,618	130,604	110,193	101,079	New Mexico, Oklahoma; Texas; and parts of Arkansas - 36 Councils
X	4,680,383	55,572	47,451	42,923	Minnesota; North Dakota; South Dakota; eastern Montana; and parts of Iowa, Michigan, Wisconsin, and Wyoming - 17 Councils
XI	5,033,652	58,617	50,182	43,675	Idaho; western half of Montana; Oregon; Washington; Alaska; and parts of Wyoming, California and Utah - 27 Councils
XII	12,645,802	141,591	122,013	103,222	Arizona; California; Nevada; Utah; Hawaii; and parts of Wyoming, New Mexico, and Idaho - 54 Councils
XR	-	-	-	-	Extra Regional: Germany (Trans-Atlantic Council): Japan (Far East Council); Panama Canal Zone Council and Units in Africa, American Samoa, Azore Islands, Bermuda, Bonin Islands, British West Indies, Canada, Caroline Islands, Chile, Colombia, Costa Rica, Ecuador, Egypt, Eritrea, Greece, Guam, Iceland, India, Iran, Iraq, Jordan, Lebanon, Mexico, Midway Islands, Netherlands West Indies, Newfoundland, Pacific Islands, Pakistan, Paraguay, Peru, Philippine Islands, Saigon, Saipan, Saudi Arabia, and Venezuela - 1 Council

Source: Forty-sixth Annual Report of the Boy Scouts of America to Congress