

Date 23 Feb 2011

MEMORANDUM FOR SAF/PA

FROM: SAF/FMCE

SUBJECT: Public Release Approval Request

1. The attached material, described below, is forwarded for security and policy review in accordance with AFI 35-101, Chapter 15:

TITLE: USAF Summaries for 1945-2005  
(Please include page count)

AUTHOR/ORGANIZATION: SAF/FMCE

PRESENTATION TO: *General Public*

DATE: *As soon as "Approved" for Public Release*

LOCATION: *DTIC Public Database*

PUBLICATION IN: *N/A*

SUBMITTAL DEADLINE: *N/A*

REQUEST REPLY BY: *23 Feb 2011*

**DEPARTMENT OF THE AIR FORCE  
SAF/PA  
CLEARED THIS INFORMATION**

**FEB 23 2011**

**FOR PUBLIC RELEASE**

2. SAF/FMC has no objection to public release of this document upon approval from SAF/PA.

3. (This line is for any comments or recommendation you may have in reference to the document you are submitting for review; if prior coordination has been performed, please list POC and phone number.) Please list one addition POC other than submitter.

Signed/evb/022311/fmcee  
Eli V. Brown, Maj, USAF  
SAF/FMCEE

*Attachment  
6 Copies (required)*



DEPARTMENT OF THE AIR FORCE  
WASHINGTON, DC

21 Jan 2011

Office of the Secretary

MEMORANDUM FOR AF/HO

EVJ  
KAS-2005

FROM: SAF/PA (Security and Policy Review)

SUBJECT: Public Release Coordination (PAIRS 2011-0034)--USAF Summaries for ~~1976-1985~~ - FOR PUBLIC  
RELEASE SUSPENSE: 28 Jan 2011

The purpose of the memo is to obtain subject matter expert coordination for public release of the attached document and has been sent concurrently to each addressee. This memo replaces the Public Affairs Information Release System (PAIRS) form and should be protected as "For Official Use Only". Please review and respond in the 1st indorsement with one of the provided dispositions. If you have any questions, concerns, or comments feel free to contact me at 703-697-3222/3994. FAX 703-693-9452.

*Devallee Pridgen-Gattison*  
DEVALEE PRIDGEN-GATTISON  
Security Review Specialist  
Secretary of the Air Force  
Office of Public Affairs

1st Ind, AF/HO

TO: SAF/PA (Security and Policy Review)

- No objection
- No objection, subject to recommendation
- No objection, subject to amendments for security and policy as indicated by brackets
- Objection (Amendments to permit publication are impractical. State reason)
- No Equity

*William C. Heindahl* 16/2/11  
(Reviewers Signature) (Date)  
William C. Heindahl  
(Print Reviewer's Name/duty title/phone number)  
Deputy Director  
HQ USAF/HO 697-5600

DEPARTMENT OF THE AIR FORCE  
HEADQUARTERS UNITED STATES AIR FORCE  
WASHINGTON, D.C.



1 SEP 1978

REPLY TO  
ATTN OF: APMC

SUBJECT: Declassification of Statistical Digest (Your ltr, 25 Aug 78)

TO: AF/CVAH(S)

All editions of the USAF Statistical Digest for the years 1945 thru 1963 are UNCLASSIFIED IAW Executive Order 11652 and downgrading instructions in AFR 205-1. Statistical Digests from 1964 thru 1977 are CLASSIFIED IAW instructions on the individual pages. Additional security information can be obtained from the office of primary responsibility.

*KM O'Over*

K.M.OLVER, Colonel, USAF  
Chief, Cost Analysis & Mgt Div  
Directorate of Cost & Management Analysis

# Report Documentation Page

*Form Approved*  
*OMB No. 0704-0188*

Public reporting burden for the collection of information is estimated to average 1 hour per response, including the time for reviewing instructions, searching existing data sources, gathering and maintaining the data needed, and completing and reviewing the collection of information. Send comments regarding this burden estimate or any other aspect of this collection of information, including suggestions for reducing this burden, to Washington Headquarters Services, Directorate for Information Operations and Reports, 1215 Jefferson Davis Highway, Suite 1204, Arlington VA 22202-4302. Respondents should be aware that notwithstanding any other provision of law, no person shall be subject to a penalty for failing to comply with a collection of information if it does not display a currently valid OMB control number.

1. REPORT DATE <b>1950</b>	2. REPORT TYPE	3. DATES COVERED <b>00-00-1950 to 00-00-1950</b>			
4. TITLE AND SUBTITLE <b>United States Air Force Statistical Digest, Jan 1949-Jun 1950, Fifth Edition</b>		5a. CONTRACT NUMBER			
		5b. GRANT NUMBER			
		5c. PROGRAM ELEMENT NUMBER			
6. AUTHOR(S)		5d. PROJECT NUMBER			
		5e. TASK NUMBER			
		5f. WORK UNIT NUMBER			
7. PERFORMING ORGANIZATION NAME(S) AND ADDRESS(ES) <b>Managment Information Division, Directorate of Management Analysis, Comptroller of the Air Force, Headquarters, USAF, Washington, DC, 20330</b>		8. PERFORMING ORGANIZATION REPORT NUMBER			
		10. SPONSOR/MONITOR'S ACRONYM(S)			
9. SPONSORING/MONITORING AGENCY NAME(S) AND ADDRESS(ES)		11. SPONSOR/MONITOR'S REPORT NUMBER(S)			
		12. DISTRIBUTION/AVAILABILITY STATEMENT <b>Approved for public release; distribution unlimited</b>			
13. SUPPLEMENTARY NOTES					
14. ABSTRACT					
15. SUBJECT TERMS					
16. SECURITY CLASSIFICATION OF:			17. LIMITATION OF ABSTRACT <b>Same as Report (SAR)</b>	18. NUMBER OF PAGES <b>469</b>	19a. NAME OF RESPONSIBLE PERSON
a. REPORT <b>unclassified</b>	b. ABSTRACT <b>unclassified</b>	c. THIS PAGE <b>unclassified</b>			



Reports Control Symbol

SC - U - 23

AUTH CS, USAF

25 APRIL 1951

# **UNITED STATES AIR FORCE**

## **STATISTICAL DIGEST**

**JAN 1949 — JUN 1950**

FIFTH EDITION

**SPECIAL HANDLING  
REQUIRED.**


**NOT RELEASABLE  
TO FOREIGN NA-  
TIONALS.**

The information contained on  
Pages 311 through 328 will  
not be disclosed to Foreign  
Nationals or their represent-  
atives.

THIS DOCUMENT CONTAINS INFORMATION AF-  
FECTING THE NATIONAL DEFENSE OF THE UNITED  
STATES WITHIN THE MEANING OF THE ESPIONAGE  
LAWS, TITLE 18 USC, SECTION 793 AND 794  
AS AMENDED. ITS TRANSMISSION OR THE REVEL-  
ATION OF ITS CONTENTS IN ANY MANNER TO AN  
UNAUTHORIZED PERSON IS PROHIBITED BY LAW.

PREPARED BY  
OPERATIONS STATISTICS DIVISION  
D/STATISTICAL SERVICES  
DCS/COMPTROLLER  
HEADQUARTERS UNITED STATES AIR FORCE  
WASHINGTON, DC

63 555  
Copy \_\_\_ Of \_\_\_ Copies



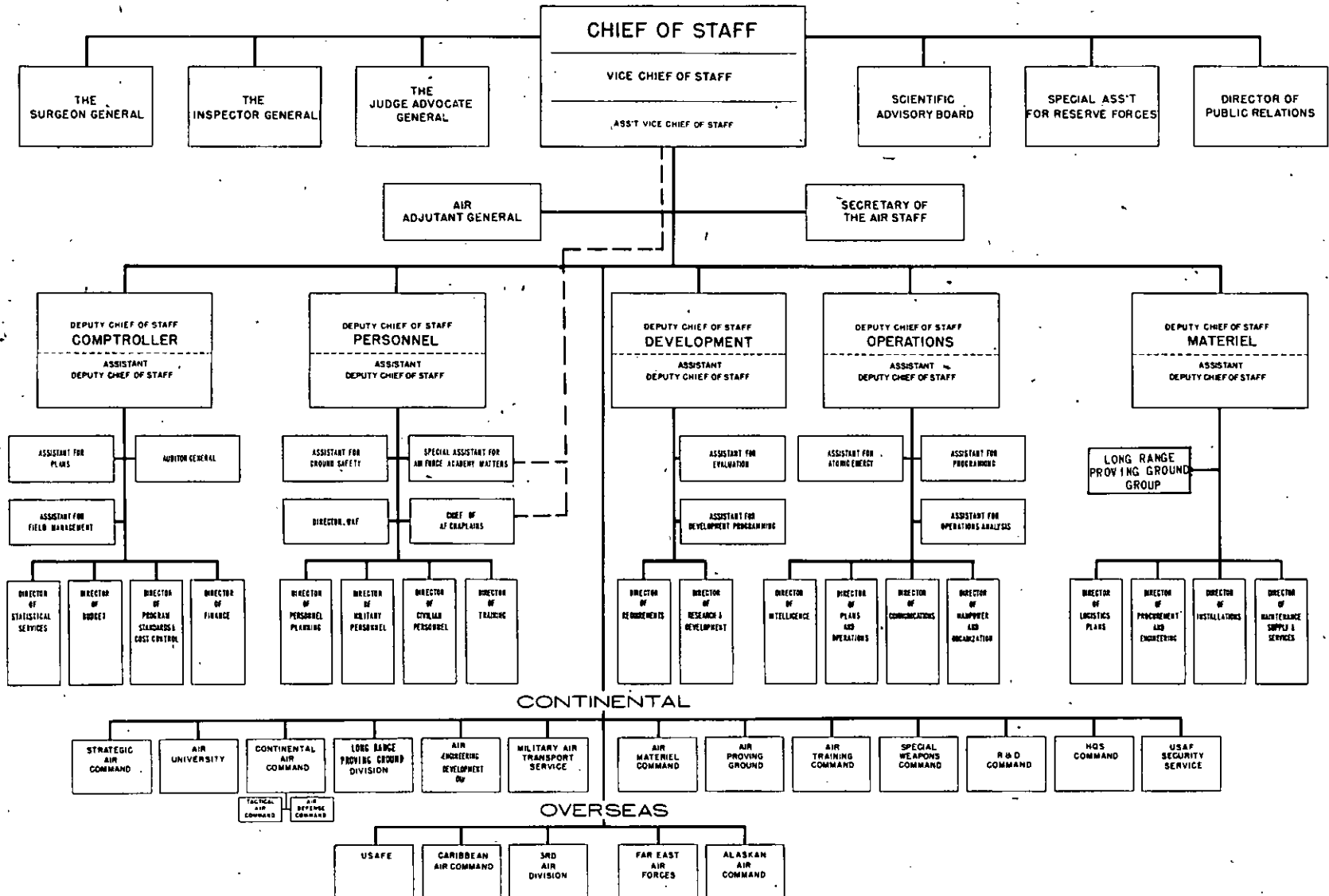
NOTICE

THIS VOLUME WILL NOT BE DISTRIBUTED TO STUDENTS UPON COMPLETION OF COURSES BUT WILL BE RETAINED FOR USE OF SUBSEQUENT CLASSES.



# UNITED STATES AIR FORCE

## HEADQUARTERS—UNITED STATES AIR FORCE



30 JUNE 1950

AIR FORCE REGULATION )  
NO. 5-24 )

DEPARTMENT OF THE AIR FORCE  
WASHINGTON, 20 SEPTEMBER 1948

PUBLICATIONS

United States Air Force Statistical Digest

	Paragraph
Official Statistical Yearbook . . . . .	1
Distribution . . . . .	2

1. Official Statistical Yearbook. The "United States Air Force Statistical Digest" prepared, published, and distributed by Headquarters USAF (Directorate of Statistical Services, Office of Comptroller) is hereby designated as the official Air Force statistical yearbook for the presentation of summary statistics on all phases of Air Force activity, strength, and operations.

2. Distribution. A limited distribution of this digest will be made as determined by Headquarters USAF.

BY ORDER OF THE SECRETARY OF THE AIR FORCE:

HOYT S. VANDENBERG  
Chief of Staff, United States Air Force

OFFICIAL:

L. L. JUDGE  
Colonel, USAF  
Air Adjutant General

DISTRIBUTION:

B

\* This Regulation supersedes AFL 5-3, 28 April 1947.

# CONTENTS

FOREWARD .....	IV
GLOSSARY .....	XVI
<u>PART I - TACTICAL UNITS</u>	
INTRODUCTION .....	1
<u>Section I - Tactical Groups and Squadrons</u>	
Table 1 - Activated Tactical Groups and Separate Squadrons By Type .....	3
Table 2 - Activated Tactical Groups and Separate Squadrons By Command. ....	6
Table 3 - Tactical Groups and Separate Squadrons That are Record Units Only, By Type ..	8
<u>PART II - PERSONNEL</u>	
INTRODUCTION .....	11
<u>Personnel A - Military</u>	
<u>Section II - Command Strength By Aeronautical Rating</u>	
Table 4 - Command Strength (Worldwide) of Officer Personnel By Aeronautical Rating, By Aeronautical Designation and Specialty Rating. ....	13
<u>Section III - Command Strength By Aeronautical Status</u>	
Table 5 - Command Strength (Worldwide) of Officer Personnel By Aeronautical Status, By Command. ....	14
Table 6 - Command Strength (Worldwide) of Officer Personnel By Aeronautical Status, By Grade in Which Serving .....	17
<u>Section IV - Command Strength By Component</u>	
Table 7 - Command Strength (Worldwide) of Officer Personnel By Component .....	18
<u>Section V - Command Strength By Departmental Status</u>	
Table 8 - Command Strength By Departmental Status, By Type of Personnel .....	18
<u>Section VI - Command Strength By Functional Group</u>	
Table 9 - Command Strength (Worldwide) By Functional Group .....	19
<u>Section VII - Command Strength By Grade in Which Serving</u>	
Table 10 - Command Strength By Grade in Which Serving .....	20
Table 11 - Command Strength of Female Personnel By Grade in Which Serving .....	20
Table 12 - Commissioned Officers With USAF By Grade in Which Serving. ....	21
Table 13 - Command Strength of Negro Personnel By Grade in Which Serving. ....	24
Table 14 - Command Strength of General Officers By Grade in Which Serving, By Pipeline Category .....	24
<u>Section VIII - Command Strength By Operating Location</u>	
Table 15 - Command Strength Located in Continental US By Operating Location .....	25
Table 16 - Command Strength Located Outside Continental US By Operating Locations, By Country. ....	26
<u>Section IX - Command Strength By Personnel Identity</u>	
Table 17 - Command Strength Summary By Personnel Identity .....	28
Table 18 - Command Strength By Personnel Identity, By Command .....	29
<u>Section X - Command Strength of Pipeline Personnel, By Pipeline Category</u>	
Table 19 - Command Strength of Pipeline Personnel By Pipeline Category. ....	37

CONTENTS-Continued

<b>Section</b>	<b>XI</b>	- <b><u>Command Strength By Sex</u></b>	
Table	20	- Command Strength of Negro Personnel By Sex . . . . .	38
<b>Section</b>	<b>XII</b>	- <b><u>Command Strength By Type of Personnel</u></b>	
Table	21	- Command Strength By Type of Personnel. . . . .	38
Table	22	- Command Strength By Type of Personnel, By Primary Military Occupational Specialty. . . . .	39
Table	23	- Command Strength of Negro Personnel By Type of Personnel . . . . .	40
<b>Section</b>	<b>XIII</b>	- <b><u>Command Strength on Flying Status</u></b>	
Table	24	- Command Strength (Worldwide) of Officer Personnel on Flying Status By Aeronautical Status, By Grade in Which Serving. . . . .	41
Table	25	- Command Strength of Officer Personnel on Flying Status By Aeronautical Status, By Command . . . . .	42
<b>Section</b>	<b>XIV</b>	- <b><u>Departmental Strength</u></b>	
Table	26	- Departmental Strength of Officer and Warrant Officer Personnel By Component. . . . .	44
Table	27	- Departmental Strength By Type of Personnel . . . . .	45
Table	28	- Departmental Strength (Worldwide) of General Officers By Permanent Grade, By Grade in Which Serving . . . . .	45
<b>Section</b>	<b>XV</b>	- <b><u>Recruiting Activities</u></b>	
Table	29	- Enlistments By Term of Enlistment. . . . .	46
Table	30	- Enlistments By Status as to Prior Service, By Grade in Which Serving . . . . .	46
Table	31	- USAF Enlistments By Status as to Prior Service, By Grade in Which Serving . . . . .	48
Table	32	- Negro Enlistments By Status as to Prior Service, By Grade in Which Serving . . . . .	49
Table	33	- USAF Enlistments Applicable to Recruiting Quotas By Type . . . . .	51
Table	34	- Aviation Cadet (Pilot and Navigator) and Officer Candidate School Prospects Interviewed and Passed By Procurement Teams at Air Force Areas . . . . .	52
Table	34A	- Aviation Cadet (Pilot and Navigator) and Officer Candidate School Prospects Interviewed and Passed By Recruiting Service Project Officers at Army Areas. . . . .	54
Table	35	- Applications Completely Processed By Examining Boards. . . . .	55
Table	36	- Classification Test Scores of USAF Male Enlistees. . . . .	57
Table	37	- Unauthorized USAF Enlistments at Joint US Air Force and US Army Recruiting Service Stations . . . . .	59
<b>Section</b>	<b>XVI</b>	- <b><u>Miscellaneous Military Personnel</u></b>	
Table	38	- Military Accessions and Separations to Command Strength. . . . .	61
Table	39	- Military Personnel Arrivals from Overseas By Air and By Water, By Command. . . . .	64
Table	40	- Departures of Overseas Replacements (Military Personnel) By Air and By Water . . . . .	66
Table	41	- Offenses Committed By Military Personnel Assigned to USAF (Worldwide) Installations By Command . . . . .	68
Table	42	- Strength to Be Used in Computing Offense Rates . . . . .	71
Table	43	- Government Property Recovered at Major Commands. . . . .	72
Table	44	- Casualty Assistance Rendered By Chaplains in Continental US and Overseas to Next of Kin of USAF Military Personnel . . . . .	74
Table	45	- Status and Denominational Spread of USAF Chaplains . . . . .	75
Table	46	- Permanent Party Volunteers for Overseas Theaters By Date of Arrival in Theater, By Command . . . . .	76

CONTENTS - Continued

Table	47	-	Volunteers for Overseas Theaters from Assembly Processing Stations: Jan through Dec 1949 . . . . .	77
Table	48	-	USAF Enlisted Returnees (With Dependents) By Date of Arrival from Overseas . . . . .	78
Table	49	-	USAF Enlisted Returnees (Without Dependents) By Date of Arrival from Overseas: Jan through Jun 1950. . . . .	79
Table	50	-	USAF Enlisted Returnees (Without Dependents) Who Volunteered for Immediate Return to Overseas Duty: Jan through Jun 1950 . . . . .	79
Table	51	-	USAF Military Decorations and Awards . . . . .	80
Table	52	-	Medical Air Evacuation of Military Personnel, By Military Air Transport. . . . .	81
<b>Personnel B - Civilian Personnel</b>				
<b>Section</b>	<b>XVII</b>	-	<b>Miscellaneous</b>	
Table	53	-	Authorized and Employed Civilian Personnel Strength By Sex, By Command . . . . .	82
Table	54	-	Civilian Personnel Strength By State, Based on Operating Location. . . . .	84
Table	55	-	Accessions and Separations of Civilian Personnel By Type . . . . .	85
Table	56	-	Civilian Personnel Strength By Citizenship Status, By Overseas Command Location . . . . .	86
Table	57	-	USAF Civilian Personnel Strength in Relation to US Defense Civilian Personnel Strength . . . . .	87
Table	58	-	Civilian Personnel Strength By Type of Service, By Type of Appointment, and By Veterans Preference . . . . .	88
Table	59	-	Departmental Civilian Personnel Strength By Type of Service, By Type of Appointment, and By Veterans Preference. . . . .	89
Table	60	-	WAE and Presidential Appointee Civilian Personnel. . . . .	91
Table	61	-	Physically Impaired Civilian Personnel Employed in Continental US: FI's 1949 and 1950. . . . .	92
Table	62	-	Civilian Personnel Man Month Equivalents Employed on MDAP: Dec 1949 through Jun 1950 . . . . .	93
<b>PART III - TRAINING</b>				
INTRODUCTION . . . . .				95
<b>Section</b>	<b>XVIII</b>	-	<b>Flying Training</b>	
Table	63	-	USAF Flying Training of USAF Personnel . . . . .	97
Table	64	-	USAF Flying Training of Army and Navy Personnel. . . . .	99
Table	65	-	USAF Flying Training of Foreign Nationals. . . . .	100
Table	66	-	USAF Flying Training Fatalities. . . . .	101
Table	67	-	Status of Flying Training Showing Initial and Final Reporting Date and Accumulation of Graduates and Attrition. . . . .	102
<b>Section</b>	<b>XIX</b>	-	<b>Training By Air Materiel Command</b>	
Table	68	-	USAF Training of <u>USAF Students</u> By Air Materiel Command . . . . .	103
Table	69	-	Training of <u>Foreign Nationals</u> By Air Materiel Command. . . . .	103
<b>Section</b>	<b>XX</b>	-	<b>Training at Air University</b>	
Table	70	-	Training at Air University . . . . .	104
Table	71	-	Training of <u>Female Personnel</u> in Officer Training Courses at Air University . . . . .	107
Table	72	-	Training of <u>Army and Navy Personnel</u> at Air University. . . . .	108
Table	73	-	Training of <u>Foreign Nationals</u> at Air University. . . . .	111

CONTENTS - Continued

<b>Section</b>	<b><u>XXI</u></b>	<b>- <u>Technical Training</u></b>	
Table	74	- Technical Training of USAF Personnel By Air Training Command . . . . .	112
Table	75	- Technical Training of <u>NAF</u> Personnel By Air Training Command. . . . .	121
Table	76	- Technical Training of <u>Foreign Nationals</u> By Air Training Command. . . . .	123
Table	77	- Technical Training of <u>RE Army and US Navy Personnel</u> By Air Training Command. .	125
Table	78	- USAF Personnel Trained in US Army Schools. . . . .	127
Table	79	- Indoctrination Training of USAF Personnel. . . . .	129
<b>Section</b>	<b><u>XXII</u></b>	<b>- <u>Civilian Personnel Training</u></b>	
Table	80	- USAF Civilian Employee Training By Area and By Type in Continental US. . . . .	130
<b><u>PART IV - MEDICAL</u></b>			
<b>INTRODUCTION</b>			131
<b>Section</b>	<b><u>XXIII</u></b>	<b>- <u>Admissions</u></b>	
Table	81	- Admissions of Air Force and Army Active Duty Personnel to USAF Medical Facilities By Cause. . . . .	133
Table	82	- Admissions of Air Force and Army Active Duty Personnel to Air Force Medical Facilities for Specified Diseases. . . . .	133
Table	83	- Admissions of Air Force and Army Active Duty Military Personnel to Air Force Medical Facilities for General Diseases, Continental US . . . . .	134
<b>Section</b>	<b><u>XXIV</u></b>	<b>- <u>Hospitals</u></b>	
Table	84	- Utilization of USAF Hospitals in Continental US. . . . .	134
<b>Section</b>	<b><u>XXV</u></b>	<b>- <u>Dental Activities</u></b>	
Table	85	- USAF Dental Health and Dental Activities at USAF Installations, Worldwide. . .	135
<b>Section</b>	<b><u>XXVI</u></b>	<b>- <u>Veterinary Activities</u></b>	
Table	86	- USAF Veterinary Food Inspection Service Incident to Procurement. . . . .	136
Table	87	- USAF Veterinary Food Inspection Service Incident to Surveillance . . . . .	137
Table	88	- USAF Veterinary Animal Services Summary. . . . .	138
<b><u>PART V - FLYING SAFETY AND GROUND SAFETY</u></b>			
<b><u>Flying Safety - A</u></b>			
<b>INTRODUCTION</b>			139
<b>Section</b>	<b><u>XXVII</u></b>	<b>- <u>Aircraft Accidents</u></b>	
Table	89	- USAF Accident Rate, By Month and Year. . . . .	141
Table	90	- USAF Aircraft Accidents, By Type and Model Involved. . . . .	142
Table	91	- USAF Aircraft Accidents, By Phase of Flight and By Type and Model of Aircraft.	145
Table	92	- Factors Causing USAF Aircraft Accidents By Type and Model of Aircraft. . . . .	148
Table	93	- Factors Involved in USAF Aircraft Accidents By Type and Model of Aircraft. . .	151
<b><u>Ground Safety - B</u></b>			
<b>INTRODUCTION</b>			155
<b>Section</b>	<b><u>XXVIII</u></b>	<b>- <u>Accidents, Injuries, Damages and Costs</u></b>	
Table	94	- Cost Analysis of USAF Ground Accidents . . . . .	156
Table	95	- USAF Property Damages and Personal Injuries Resulting from USAF Ground Accidents. . . . .	158



CONTENTS - Continued

Table	96	-	Injuries Arising from USAF Ground Accidents . . . . .	161
Table	97	-	USAF Motor Vehicle Accidents. . . . .	162
<u>PART VI - AIRCRAFT AND MATERIEL</u>				
INTRODUCTION.				163
Section	<u>XXIX</u>	-	<u>Aircraft Production and Procurement</u>	
Table	98	-	US Military Airplane Production: By Manufacturer and By Type, Model, and Series of Airplane. . . . .	164
Table	99	-	Airplanes Authorized for Procurement: By Type, Model and Series of Airplane.	170
Section	<u>XXI</u>	-	<u>Aircraft On Hand</u>	
Table	100	-	Status and Line Classification of USAF Aircraft By Type, Model and Series of Aircraft . . . . .	171
Table	101	-	Functional Distribution of USAF Airplanes: By Type of Airplane . . . . .	182
Table	102	-	USAF Aircraft Gains and Losses - FY 1950: By Type and Model of Airplane. . .	184
Table	103	-	USAF Aircraft On Hand: By Command. . . . .	192
Table	104	-	Cumulative Age Distribution of USAF Airplanes . . . . .	193
Table	105	-	Calendar Age Distribution of USAF Airplanes . . . . .	194
Table	106	-	USAF Aircraft in Class O1Z By Type, Model and Series of Aircraft. . . . .	195
Section	<u>XXII</u>	-	<u>Aircraft Out of Commission</u>	
Table	107	-	USAF Active Airplanes Out of Commission By Type and Model of Airplane . . . .	196
Section	<u>XXIII</u>	-	<u>Aircraft Losses</u> (See Section III, Table 48-Gains and Losses)	
Table	108	-	USAF Aircraft Losses, By Cause of Loss-FY 1950 By Type and Model of Aircraft.	204
Section	<u>XXIII</u>	-	<u>Aircraft Storage</u>	
Table	109	-	USAF Airplanes in Storage By Type and Model of Airplane . . . . .	205
Section	<u>XXIV</u>	-	<u>Spare Parts - Reserve Equipment and Vehicles</u>	
Table	110	-	USAF Aircraft Spare Parts-Value in Inventory and On Order: 30 June 1950. . .	206
Table	111	-	USAF Industrial Equipment Reserve - As of 30 June 1950. . . . .	207
Table	112	-	Status of General Purpose Vehicles, By Command. . . . .	208
<u>PART VII - AIRCRAFT ENGINES AND PROPELLERS</u>				
INTRODUCTION.				209
Section	<u>XXV</u>	-	<u>Factory Deliveries of Aircraft Engines</u>	
Table	113	-	Factory Deliveries of Military Aircraft Engines for USAF By Manufacturer and By Model and Series of Engine Number and Average Unit Cost. . . . .	210
Section	<u>XXVI</u>	-	<u>Status of Aircraft Engines</u>	
Table	114	-	Status of Aircraft Engines in Overseas Commands By Command and By Type and Series of Engine. . . . .	214
Table	115	-	Status of Aircraft Engines in Continental US By Type and Series of Engine . .	218
Table	116	-	Status of Aircraft Engines Overseas By Type and Series of Engine Overseas . .	221
Section	<u>XXVII</u>	-	<u>Aircraft Engine Overhaul</u>	
Table	117	-	Average Operating Hours of Airplane Engines Overhauled, Since Manufacture or Between Major Engine Overhaul in Continental US By Type of Engine. . . .	223
Table	118	-	Average Man-Hours Expended per Major Engine Overhaul at AMC Air Depots in Continental US By Type of Engine. . . . .	224

CONTENTS-Continued

<u>Section XXXVIII</u>	-	<u>Factory Deliveries of Aircraft Propellers</u>	
Table 119	-	Factory Deliveries of Military Aircraft Propellers By Manufacturer and Model of Propeller Number and Average Unit Cost . . . . .	225
<u>PART VIII - FLIGHT OPERATIONS</u>			
INTRODUCTION.			227
<u>Section XXXIX</u>	-	<u>Type of Activity</u>	
Table 120	-	USAF Flight Operations By Type of Activity. . . . .	229
<u>Section XL</u>	-	<u>Type and Model of Aircraft</u>	
Table 121	-	USAF Flight Operations By Type and Model of Aircraft. . . . .	232
Table 122	-	Hours Flown By USAF Operating Active Aircraft By Type and Model of Aircraft and By Command. . . . .	244
<u>Section XLI</u>	-	<u>Fuel Issuance</u>	
Table 123	-	Issuance of Aircraft Fuel, By Octane Rating: FY 1950 . . . . .	264
<u>Section XLII</u>	-	<u>Flying Facilities</u>	
Table 124	-	Airways and Air Communications Service Facilities By Type of Facility . . . . .	265
<u>PART IX - TRANSPORTATION</u>			
INTRODUCTION.			267
<u>Section XLIII</u>	-	<u>Cargo Shipments</u>	
Table 125	-	USAF Cargo Shipments From United States to Overseas, By Water By Destination Area and Receiving Port . . . . .	268
Table 126	-	USAF Cargo Shipments Received in United States from Overseas, By Water By Destination Area and Receiving Port . . . . .	269
Table 127	-	USAF Shipments of Bulk Petroleum Products, By Water By Destination, Area of Origin and Type of Product. . . . .	270
<u>Section XLIV</u>	-	<u>Transportation of Personnel</u>	
Table 128	-	Transportation of USAF Military Personnel, From United States to Overseas, By Water By Destination Area and Shipping Port. . . . .	271
Table 129	-	Transportation of USAF Military Personnel, From Overseas to United States By Water By Area of Origin and Receiving Port. . . . .	273
<u>Section XLV</u>	-	<u>Funds</u>	
Table 130	-	Funds Expended for Commercial Transportation of Materiel Incident to the Support of USAF By Project. . . . .	275
<u>PART X - INSTALLATIONS</u>			
INTRODUCTION.			277
<u>Section XLVI</u>	-	<u>Housing</u>	
Table 131	-	Status of Military Housing and Occupancy By Type of Personnel . . . . .	278
Table 132	-	Status of Military Housing and Occupancy By Command . . . . .	282
<u>Section XLVII</u>	-	<u>Airfields</u>	
Table 133	-	Status of USAF Airfields in Continental US: 30 Jan 1949. . . . .	284
Table 134	-	Status of USAF Airfields, Overseas: 30 Jun 1949. . . . .	284
<u>Section XLVIII</u>	-	<u>Installations</u>	
Table 135	-	USAF Major Installations, Continental US: 30 Jun 1949 . . . . .	284
Table 136	-	USAF Installations By Class and By Status: 30 Jun 1950 . . . . .	285

CONTENTS - Continued

<b>Section</b>	<b><u>XLIX</u></b>	-	<b><u>Storage</u></b>	
Table	137	-	Storage Space at Air Materiel Command, Continental US . . . . .	286
<b><u>PART XI - RESEARCH AND DEVELOPMENT</u></b>				
INTRODUCTION.				287
<b>Section</b>	<b><u>L</u></b>	-	<b><u>Funds</u></b>	
Table	138	-	USAF Research and Development Funds: FY 1944 through FY 1950 . . . . .	289
Table	139	-	Status of USAF Research and Development Funds: FY's 1949 and 1950. . . . .	289
Table	140	-	USAF Research and Development Obligations, By Budget Program: FY's 1949 and 1950. . . . .	290
<b>Section</b>	<b><u>LI</u></b>	-	<b><u>Contracts and Contractors</u></b>	
Table	141	-	Distribution of Open Research and Development Contracts at Face Value By State. . . . .	292
Table	142	-	USAF Major Research and Development Contractors . . . . .	293
Table	143	-	Summary of Open USAF Research and Development Contracts and Purchase Orders By Fiscal Year Appropriations as of End of FY 1950. . . . .	294
Table	144	-	Summary of Open USAF Research and Development Contracts Funds By Type of Contractors as of End of FY 1950. . . . .	294
Table	145	-	USAF Research and Development and Procurement Actions With Other Government Agencies, FY 1950 only. . . . .	295
<b><u>PART XII - FISCAL</u></b>				
INTRODUCTION.				297
<b>Section</b>	<b><u>LII</u></b>	-	<b><u>Budget</u></b>	
Table	146	-	USAF Appropriations, Contract Authorizations, and Net Obligating Authority for FY 1950 . . . . .	299
Table	147	-	Obligations and Expenditures During FY 1950 and FY 1950 Direct Appropriations and Authorizations. . . . .	300
Table	148	-	Expenditures from 1 Jan 1949 through 30 Jun 1950 from Appropriations to USAF And Air Corps, Army for FY's 1942 through 1949. . . . .	303
Table	149	-	Status of Air Force Management FY 1950 Funds as of 30 Jun 1950. . . . .	304
Table	150	-	USAF Appropriations and Contract Authorizations Granted By Congress During Calendar Year 1948. . . . .	305
<b>Section</b>	<b><u>LIII</u></b>	-	<b><u>Procurement</u></b>	
Table	151	-	Final Report on Procurement . . . . .	306
<b>Section</b>	<b><u>LIV</u></b>	-	<b><u>Miscellaneous</u></b>	
Table	152	-	Civilian Suggestions and Awards . . . . .	308
Table	153	-	Summary of USAF Civilian Retirement Fund Transactions, Continental US: 31 Dec 1949 . . . . .	308
Table	154	-	Air Force Aid Society Summaries for Period: 1 Mar 1946 through 30 Jun 1950 . . . . .	309
Table	155	-	Savings Bond Purchases in Continental US and Overseas . . . . .	310
<b><u>PART XIII - STOCKPILING</u></b>				
INTRODUCTION.				311
<b>Section</b>	<b><u>LV</u></b>	-	<b><u>Status</u></b>	
Table	156	-	Status of USAF Strategic Materiel Stockpiling Program - FY 1950 By Kind of Material . . . . .	312

CONTENTS-Continued

PART XIV - MUTUAL DEFENSE ASSISTANCE PROGRAM

INTRODUCTION . . . . .	321
<u>Section LV1 - Supply Action Initiated</u>	
Table 157 - USAF Supply Action Initiated Under The Mutual Defense Assistance Program - FY 1950 By Title, By Country and By Item Category. . . . .	322

PART XV - USAF RESERVE FORCES (AIR NATIONAL GUARD AND AIR RESERVE), ROTC, CAP, AND EXPLORERS

INTRODUCTION . . . . .	329
------------------------	-----

USAF Reserve Forces A - Air National Guard

<u>Section LVII - Personnel Strength</u>	
Table 158 - Air National Guard Command Strength and Units. . . . .	330
Table 159 - Air National Guard Authorized and Assigned Strength By State . . . . .	332
Table 160 - Air National Guard Strength By Grade . . . . .	334
Table 161 - Officer Personnel of Federally Recognized Air National Guard Units By Aeronautical Status . . . . .	334
Table 162 - Civilian Personnel Technicians Employed By the Air National Guard. . . . .	335
<u>Section LVIII - Organization</u>	
Table 163 - Air National Guard Allotted and Federally Recognized Units . . . . .	336
Table 164 - Air National Guard Wings . . . . .	337
<u>Section LIX - Training</u>	
Table 165 - Air National Guard Field Training. . . . .	338
<u>Section LX - Funds</u>	
Table 166 - Funds Administered By USAF as Direct Support from Army Appropriation for Air National Guard: FY's 1948 and 1949. . . . .	343
Table 167 - Obligations During FY 1950 from 1950 Funds Appropriated for Air National Guard . . . . .	343

USAF Reserve Forces B - USAF Reserves

<u>Section LXI - Personnel Strength</u>	
Table 168 - USAF Reserve Strength By Grade . . . . .	344
Table 169 - USAF Reserve Strength By Functional Group. . . . .	345
<u>Section LXII - By Specialty Group</u>	
Table 170 - USAF Reserve Strength of Officer Personnel By Specialty Group Within Specialty Field. . . . .	346
Table 171 - USAF Reserve Strength of Enlisted Personnel By Specialty Group Within Specialty Field. . . . .	348
<u>Section LXIII - Miscellaneous</u>	
Table 172 - USAF Reserve Strength By Location. . . . .	350
Table 173 - USAF Reserve Officers with Mobilization Assignment By Command. . . . .	352
Table 174 - USAF Reserve Corollary Unit Strength By Command. . . . .	352
Table 175 - Permanent Party Personnel (Active Duty) on Duty With Air Force Reserve Training Centers . . . . .	353
Table 176 - USAF Reserve Retirements . . . . .	354
<u>Section LXIV - Organization</u>	
Table 177 - Air Force Reserve Training Center Units By Type. . . . .	356

CONTENTS-Continued

Table	178	-	Changes Made in Air Force Reserve Training Centers . . . . .	357
Table	179	-	USAF Reserve Corollary Units . . . . .	358
<u>Section</u>	<u>LXV</u>	-	<u>Training</u>	
Table	180	-	USAF Reserve Active Duty Training. . . . .	360
Table	181	-	USAF Reserve Personnel Completing Air Force Active Duty Training During FY1950	361
Table	182	-	USAF Reserve Inactive Duty Man Training Periods for Pay: FY 1950. . . . .	361
<u>Section</u>	<u>LXVI</u>	-	<u>Funds</u>	
Table	183	-	Funds Administered as Direct Support from Army Appropriations for the USAF Reserve: FY's 1948 and 1949 . . . . .	362
Table	184	-	Obligations During FY 1950 from 1950 Funds Appropriated for USAF Reserves. . .	362
<u>C - Reserve Officers Training Corps</u>				
<u>Section</u>	<u>LXVII</u>	-	<u>Funds</u>	
Table	185	-	Funds Administered By USAF as Direct Support from Army Appropriations for AF Reserve Officer Training Corps: FY's 1948 and 1949 . . . . .	363
Table	186	-	Obligations During FY 1950 from 1950 Funds Appropriated for USAF Reserves. . .	363
<u>Section</u>	<u>LXVIII</u>	-	<u>Enrollment</u>	
Table	187	-	Formally Enrolled USAF Reserve Officer Training Corps Students By Institution, By Year of Course. . . . .	364
Table	188	-	Formally Enrolled USAF Reserve Officer Training Corps Students By ROTC Specialty. . . . .	367
<u>D - Civil Air Patrol</u>				
<u>Section</u>	<u>LXIX</u>	-	<u>Miscellaneous</u>	
Table	189	-	Civil Air Patrol Personnel . . . . .	368
Table	190	-	Civil Air Patrol Unit Organization . . . . .	369
Table	191	-	Flying Activities of Civil Air Patrol on Search and Rescue, and Mercy Missions During Calendar Year 1949. . . . .	369
Table	192	-	Civil Air Patrol Training By State . . . . .	370
Table	193	-	Civil Air Patrol Training Requirements . . . . .	372
<u>E - Explorers</u>				
<u>Section</u>	<u>LXX</u>	-	<u>Miscellaneous</u>	
Table	194	-	Semi - Annual Report on Explorer Personnel and Units . . . . .	373
Table	195	-	Explorers By Region as of 30 Jun 1950. . . . .	373
Table	196	-	Explorer Population By Numbered Air Force as of 1 Nov 1949 . . . . .	373
Table	197	-	Training and Recreational Projects of Armed Services at USAF Installations in Cooperation With the Boy Scouts of America . . . . .	375
<u>F - Aircraft</u>				
<u>Section</u>	<u>LXXI</u>	-	<u>Aircraft On Hand</u>	
Table	198	-	Status and Line Classification of USAF Reserve Forces Aircraft By Type and Model of Aircraft. . . . .	376
Table	199	-	Functional Distribution of Air Force Reserve Airplanes By Type of Airplane . .	381
Table	200	-	USAF Reserve Forces Active Airplanes Out of Commission By Type and Model of Airplane. . . . .	382
Table	201	-	Air National Guard Airplanes On Hand By Air Force Area and Location. . . . .	387

CONTENTS-Continued

Table	202	-	Functional Distribution of Air National Guard Airplanes By Type of Airplane . .	388
Table	203	-	Functional Distribution of Civil Air Patrol Airplanes By Type of Airplane . . .	389
<u>Section</u>	<u>LXXII</u>	-	<u>Flight Operations</u>	
Table	204	-	Air Force Reserve Flight Operations By Type and Model of Aircraft . . . . .	390
Table	205	-	Air National Guard Flight Operations By Type and Model of Aircraft. . . . .	392
<u>Section</u>	<u>LXXIII</u>	-	<u>Aircraft Accidents</u>	
Table	206	-	USAF Reserve Forces Aircraft Accidents By Component . . . . .	395
			<u>PART XVI - CIVIL RELIEF TYPE OPERATIONS</u>	
INTRODUCTION.				397
<u>Section</u>	<u>LXXIV</u>	-	<u>Operation "Vittles"</u>	
Table	207	-	The Berlin Airlift (Operation "Vittles") - USAF Operations By Date of Operation, By Location and By Type of Aircraft . . . . .	398
Table	208	-	Cost to the USAF for the Air Phase of The Berlin Airlift. . . . .	402
INTRODUCTION.				403
<u>Section</u>	<u>LXXV</u>	-	<u>Operation "Hayride"</u>	
Table	209	-	Summary of Operation "Hayride" USAF-24 Jan-15 Mar 1949. . . . .	404
Table	210	-	Cost of Operation "Hayride" USAF. . . . .	405

E2&EV

## FOREWORD

The "USAF Statistical Digest" summarizes the great volume of statistical information collected and published by the various offices in USAF Headquarters and certain Air Force Commands. The more important data on the many activities and operations of the USAF are brought together on a uniform basis to serve as an official and basic reference manual.

The Jan 1949-Jun 1950 "USAF Statistical Digest" is the fifth edition of the publication series. Original editions - Army Air Forces Statistical Digest (World War II) and Supplement Number 1, 1945 were followed by AAF Statistical Digest, 1946 and USAF Statistical Digest, 1947. The 1946 and 1947 editions made available Air Force statistics in summarized form as far back as available, with the exception of Combat Operations. The latter data is found only in the 1945 editions. The 1948 issue was the first strictly annual publication. The present edition has been organized on a Fiscal Year basis and historical continuity may be accomplished by referring to the previous publications. Many new tables have been added on data which have become available during the preparation of this issue. An effort has been made to cover all phases of the Air Force activities for which this publication is the official statistical yearbook in accordance with AFR 5-24, 20 September 1948. (See Page IV).

To facilitate the use of this volume it has been divided into the following major parts, each covering a specific phase of USAF activity:

1. Tactical Units
2. Personnel (Military and Civilian)
3. Training (Military and Civilian)
4. Medical
5. Flying Safety and Ground Safety
6. Aircraft and Materiel
7. Aircraft Engines and Propellers
8. Flight Operations
9. Transportation
10. Installations
11. Research and Development
12. Fiscal
13. Stockpiling
14. Mutual Defense Assistance Program
15. USAF Reserve (USAF Reserve and Air National Guard), Reserve Officers Training Corps, Civil Air Patrol, and Explorers
16. Civil Relief Type Operations

The tables in each part are preceded by introductory statements giving some indication of the character of the data presented which follows the formats of past issues, and introducing new topics which appear for the first time. Immediately preceding these tables is the Glossary - a collection of terms and definitions - which are applicable to this issue.

Sources of the majority of the data are the many published and unpublished records of the Statistical Services. (Such data bears no source indication). The tabulations which were furnished by other offices are annotated as to source.

It is recommended that historical copies be carefully preserved for future references as supplies are limited.

Suggestions for future editions of the Digest should be addressed to Director of Statistical Services, Headquarters USAF, Washington 25, D. C.

## GLOSSARY

### ACCIDENT, AIRCRAFT

An event, involving one or more military aircraft, that occurs while the aircraft is engaged in any phase of aerial flight including takeoff and landing runs, taxiing, or while the aircraft is on the ground and power plant is in operation (except maintenance operation - servicing, repair, etc) and which results in death or injury to persons or damage to the aircraft.

#### MAJOR AIRCRAFT ACCIDENT

An accident which results in death or major injury to persons or major damage to the aircraft. Major injury is that which will probably require hospitalization for a period of five or more days or results in unconsciousness, fractures (except simple finger or toe fractures), lacerations of muscles, or which cause hemorrhages, internal lesions and burns involving more than five percent of body surface, or involving less than five percent if to the second or third degree. Major damage includes damage to such parts of the aircraft as landing gear, wings, fuselage, stabilizers and power plant to the extent that the part must undergo major repair or be replaced.

#### MINOR AIRCRAFT ACCIDENTS

An accident which results in minor injury to persons or minor damage to the aircraft. Minor injury is less severe than major injury as defined above and requires that military personnel be reported on the daily sick report as sick in quarters or hospital, or in the case of civilian personnel, less of regular working time beyond the work-day on which the accident occurred. Minor damage is such damage as to make the aircraft unsafe for flight but not damage so great as to be classified major damage as defined above.

### FATAL AIRCRAFT ACCIDENTS

An aircraft accident involving fatal injury to personnel.

#### FATALITIES (Aircraft Accidents)

Fatalities which are the result of an aircraft accident.

### AERONAUTICAL STATUS (MILITARY PERSONNEL)

The general grouping of Air Force personnel in accordance with their status in any of the aeronautical categories comprising the aeronautical ratings and flying status. The following groupings are generally referred to as "Aeronautical Status":

1. Rated Personnel: USAF and SCARMAF personnel including Pilots (Command Pilot, Senior Pilot, Pilot, Service Pilot, Glider Pilot, and Balloon Pilot) and Aircraft Observers (Bombardier, Bombardier-Navigator, Non-specialized, Navigator, Bombardier, Radar, Flight Engineer, Flexible Gunner, and Medical), who have, by component orders without subsequent revocation, received principal aeronautical ratings in Pilot and Non-pilot ratings.

2. Non-Rated Personnel: USAF and SCARMAF personnel to whom aeronautical designations and specialty ratings have been authorized by competent orders which have not since been revoked. These personnel include Flight Surgeon, Aviation Medical Examiner, and Flight Nurse designations, those authorized specialty ratings, and all personnel who are neither rated nor authorized an aeronautical designation or specialty rating.

### AIRCRAFT

The term aircraft and all type, model, and series designations including prefixes are synonymous with the terminology of heavier-than-air-aircraft as used in AF Regulation 65-60, dated 9 May 1949, unless otherwise specifically noted.

### AIRCRAFT ACCEPTANCE

The status of previously shop-assembled aircraft

which have been fully inspected by constituted USAF or Navy production authorities and the title responsibility and accountability for which has been assumed by the contracting agencies or recipients.

### AIRCRAFT-ADMINISTRATIVE

Aircraft assigned to certain headquarters, organizations and other USAF activities for the accomplishment of such missions as staff administration, courier service, emergency maintenance, and emergency delivery of supplies and equipment.

### AIRCRAFT-COMMAND SUPPORT

Aircraft undergoing organizational or field maintenance in a unit of a different Command.

### AIRCRAFT-COMBAT CREW TRAINING

Aircraft assigned to Combat Crew Training Schools for crew training.

### AIRCRAFT-FLYING AND TECHNICAL TRAINING

Aircraft assigned to the Air Training Command for its flying training and technical training, except for training in Combat Crew Training Schools.

### AIRCRAFT-MINIMUM INDIVIDUAL TRAINING

Aircraft assigned for the purpose of enabling those pilots to perform minimum annual requirements who are unable to obtain minimum individual flying training on other aircraft.

### AIRCRAFT-PROJECT

Aircraft on project to be assigned to fill a USAF requirement in an active category.

### AIRCRAFT-SERVICE TEST AND EXPERIMENTAL

Includes those aircraft, other than "X" prefixed aircraft, which have been procured or modified for service test purposes ("Y" Models) and also those standard production type aircraft which are reported as being used for experimental purposes.

### AIRCRAFT-SPECIAL MISSION

Aircraft assigned to special units and activities of the special missions assigned thereto, such as - local rescue, local tow target (not tow target units), and special air missions.

### AIRCRAFT-TEST

Aircraft assigned to recognized testing agencies for test and/or evaluation of the aircraft, its equipment, and/or the adaptability of a particular usage of aircraft equipment or other equipment (except for "X" models and aircraft on bailment contract for test).

### AIRCRAFT-TEST SUPPORT

Aircraft assigned to recognized testing agencies to support the test or evaluation project but which are not the subject or vehicle for such tests (except for "X" models and aircraft on bailment contract for test support).

### AIRCRAFT-TRANSPORT

Aircraft assigned to Military Air Transport Service for the direct accomplishment of transport activities (USAF only).

### AIRCRAFT-UNIT TRAINING

Aircraft assigned as unit equipment for the direct accomplishment of the mission of tactical units - bombardment, air refueling, fighter, strategic and tactical reconnaissance, troop carrier, assault transport, rescue, liaison, helicopter, tow target, strategic support, and geodetic control units.

### AIRCRAFT-UNIT SUPPORT

Aircraft assigned to each of the tactical units listed above for support of the primary mission.



AIRCRAFT INVENTORY

Active - The active inventory reflects the number of aircraft provided for tactical, training and transport units, minimum individual training, administrative purposes, special missions, test purposes, command support, and active projects.

Inactive - The inactive inventory reflects the number of aircraft in storage, undergoing modification, on loan or bailment (except those bailed for maintenance), flyable inactive, on inactive and non-USAF projects, accepted but not delivered, excess to command, recommended reclamation, excess to the USAF, and all "X" model aircraft.

First-Line - Aircraft having characteristics and performance enabling them to perform critical and essential Air Force missions, the nature of which requires that the aircraft be maintained militarily modern.

Second-Line - Aircraft whose characteristics and performance entail a military handicap and make them unsuitable to perform those missions which require first-line aircraft, and which have been formally evaluated and declared as second-line.

AIR ENGINEERING DEVELOPMENT DIVISION

Established, 1 Jan 1950.

AIR EXPLORERS

As of 1 Sep 1949, members of the senior division of the Boy Scouts of America, formerly known as Senior Scouts, are "Explorers". All Scouts upon reaching their 11th birthday become Explorers and their program, "Exploring", includes land, sea, and air activities.

AIR FORCE AID SOCIETY

A civilian corporation, incorporated under the laws of the District of Columbia, 9 Mar 1942, for the purpose of collecting and holding funds and of relieving the distress of Air Force Personnel and their dependents (1 Mar 1946, authority was given to begin operating as the official emergency relief organization of the Air Force. It extends the work of the American Red Cross, but does not relieve it.) Personnel eligible to receive assistance are:

1. Air Force personnel and their dependents.
2. Active Air Reserve Personnel and their dependents.
3. Air National Guard Personnel and their dependents.
4. Dependents of disabled and deceased Air Force personnel.
5. Dependents of disabled and deceased Army Air Force personnel who were disabled or who died while on active duty.

AIR FORCE AID SOCIETY ASSISTANCE

This may consist of:

1. Non-interest bearing loans.
2. Cash grants, or
3. Combination of 1 and 2. (To be eligible for emergency financial assistance, a dependent must be a member of the officer's or airman's immediate family.)

AIR FORCE PERSONNEL (MILITARY PERSONNEL)

Includes USAF and SCARWAF Personnel. Applies to personnel within selected categories which cannot be presented as representing command strength in that only portions of strength are included.

AIR FORCE PERSONNEL IN TRAINING (MILITARY PERSONNEL)

Refers to Department of the Air Force personnel who are detailed to a school in an assigned or attached status from other organizations or associated status (Reserve or National Guard) with the USAF.

AIR FORCE RESERVE STRENGTH

The total number of persons currently members of

the US Air Force Reserve, both active and inactive, who are not currently on extended active duty. Includes reservists recalled to short tours of active duty; excludes reservists ordered to extended active duty.

AIR FORCE RESERVE TRAINING CENTER (AFTRC)

A Table of Distribution Unit of the Regular Air Force, comprising such equipment, facilities and permanent party personnel as are necessary to conduct the training and administration of the Reserve T/O&E units assigned to it and to conduct the administration of unassigned reservists.

AIR FORCE UNIT

Includes USAF and SCARWAF Units.

AIR FORCE WIDE PIPELINE (MILITARY PERSONNEL)

Pipeline activities which have no authorization against which the Air Force personnel assigned thereto may be charged.

AIR FORCE WITH ARMY (AFWA) (MILITARY PERSONNEL)

Those Department of the Air Force military personnel assigned as permanent party to a US Army (non-SCARWAF) unit or assigned as pipeline to any Department of the Air Force or Department of the Army unit provided that their ultimate permanent party assignment is to be a US Army (non-SCARWAF) unit. (In the case of students and patients, the determinant is the last permanent party assignment rather than the ultimate permanent party assignment).

AIRFRAME

The assembled principal structural components of an aircraft. It includes hull or fuselage, wings, stabilizers, vertical fins, control surfaces, landing gear, nacelles, and (lighter-than-air) envelopes.

AIRFRAME WEIGHT

Unit weights are derived by deducting the following items from the empty weight: engine (dry weight), propellers, wheels, auxiliary power plant, turbo-supercharger, radio, radar, starter battery, generator, turrets and power-operated gun mounts.

AIR MATERIEL COMMAND

AAF Materiel and Services established, 17 Jul 1944; redesignated AAF Air Technical Service Command, 31 Aug 1944; redesignated Air Technical Service Command, 1 Jul 1945; redesignated Air Materiel Command, 9 Mar 1946.

AIR NATIONAL GUARD STRENGTH

The assigned strength of Air National Guard Units (USAF and SCARWANG and ARWAF) not on active Federal Service. This strength includes personnel determined to be either Department of the Air Force or Department of the Army in accordance with JAAFAR 1-11-20.

AIRPLANE

All aircraft except aerial target aircraft and gliders.

AIR PROVING GROUND

AAF School of Applied Tactics, established, 27 Oct 1942; redesignated AAF Tactical Center, 28 Oct 1943; redesignated AAF Center, effective, 1 Jun 1945; redesignated AAF Proving Ground Command, 26 Feb 1946; redesignated Air Proving Ground Command, 10 Jul 1946; redesignated Air Proving Ground and assigned AMC, 20 Jan 1948; relieved from AMC and designated major Air Command, 1 Jun 1948.

AIR TRAINING COMMAND

Army Air Forces Training Command established, 7 Jul 1943; redesignated Air Training Command, 1 Jul 1946.

AIR UNIVERSITY (See Next Page)

GLOSSARY - Continued

AIR UNIVERSITY

AAF School of Applied Tactics established, 1 Nov 1943; redesignated Army Air Forces School, Jul 1945; redesignated Air University, 12 Mar 1946.

ALASKAN AIR COMMAND

Activated Alaska Air Force, 15 Jan 1942; redesignated Eleventh Air Force, 5 Feb 1942; redesignated Alaskan Air Command, 18 Dec 1945.

ANNUAL BUDGET AUTHORIZATION (BUDGET)

The annual amount authorized for the purpose of executing an approved annual financial plan and which it is expected will be allocated to a Command or allotted to an installation during the fiscal year for the project covered by the authorization. The amount of the annual budget authorization is not available for obligation until the funds are allotted. (AFM 172-1).

APPOINTMENT AND REEMPLOYMENT (CIVILIAN PERSONNEL)

Refers to original appointment; other than original probational appointment, and reemployment of civilians with previous Federal Service, excluding transfer between Departments and Agencies.

APPROPRIATION ACCOUNT (BUDGET)

An account established to make amounts available for obligation and expenditure from the Treasury. (AFM 172-1).

APPROPRIATIONS OR CASH APPROPRIATIONS (BUDGET)

An authorization by an act of Congress to make payments out of the Treasury for specified purposes within a prescribed amount. (AFM 172-1).

APPROPRIATION REIMBURSEMENT (BUDGET)

A collection, other than an expenditure refund, for commodities work, or service furnished, or to be furnished, to an individual, firm, corporation, or Federal agency, or for the benefit of other appropriations of the Department of the Air Force, which collection lawfully may be covered into the Treasury of the United States as repayment to an appropriation. (AFM 172-1).

ASSIGNED (MILITARY PERSONNEL)

Individuals are "assigned" when they are placed on duty with a unit as an integral member thereof by means of competent orders. Units are "assigned" when they are placed under the command jurisdiction of a unit of higher echelon by means of competent orders.

ATTRITION (TRAINING)

Students who fail a course because of academic or flying deficiency; are withdrawn from a course because of illness and will not continue the course at a later date; are losses from service because of death, etc. (accidental death while actually receiving training instructions).

BAILMENT AIRCRAFT

Aircraft assigned to other than a Department of the Air Force activity under bailment contract. Bailment aircraft include the following categories: Bailment for test; for maintenance; for modification and bailment for other purposes. (See Table 1 AFL 150-10).

BUDGET PROGRAM (BUDGET)

The classifications of contemplated or actual obligations and expenditures related projects within a major program; e.g. Aircraft and related Material, Electronics Equipment, etc. (AFM 172-1).

CARIBBEAN AIR COMMAND

Panama Canal Air Force, activated, 20 Nov 1940; redesignated Caribbean Air Force, 5 Aug 1941; redesignated Sixth Air Force, 5 Feb 1942; redesignated Caribbean Air Command, 31 Jul 1946. At the same time

took over the functions of Antilles Air Command which was activated, 25 Aug 1946.

CASUALTY ASSISTANCE (CHAPLAINS)

Any assistance rendered to the next of kin of military personnel on matters pertaining to their personal affairs. Chaplains will assist and advise dependents of military personnel (excluding legal assistance) in connection with, but not limited to the following:

1. Dependent's pensions.
2. Family allowance of casualty dependents.
3. Personal effects.
4. Arrears in pay.
5. Burial/memorial flag.
6. Settlement of government life insurance.
7. Burial allowance (See AF Reg 165-5, Mar 1949).

CIVILIAN EMPLOYEES, CLASSIFICATION

(Through 30 Oct 1949)

1. CAF - Clerical, Administrative, and Fiscal.
2. CPC - Crafts, Protective, and Custodial.
3. P - Professional.
4. SP - Sub-Professional
5. WAE - Consultants and Experts (included only when actually employed).

From 30 Oct 1949 through 30 Jun 1950

1. GS - General Schedule (formerly; P; SP; CAF)
2. CPC - Crafts, Protective, and Custodial.
3. WAE - Consultants and Experts (included only when actually employed).

CIVILIAN TRAINING AREAS (CIVILIAN TRAINING)

1. Apprenticeship - Apprentice training in the skilled trades, crafts, and technical occupations including only persons who are indentured apprentices in accordance with Chap T - 10 (19 Jun 1950) AF Civilian Personnel Manual 40-1.
2. Clerical - Training in office routine, processing of papers, sales work, and secretarial work such as filing, typing and stenography.
3. Inspection and Testing - Training in the various methods of inspecting and testing of materials, processing, fabrication, assembly, and against standards of serviceability.
4. Management and Supervision - Training in managerial, administrative, and supervisory work. Training designed to equip a person to administer or supervise the work of others.
5. Unskilled or Semi-Skilled - Training in all fields of work that are chiefly manual in nature and are not above a semi-skilled level, i.e., truck driver, fork lift operator.
6. Orientation - Training designed to assist workers to adjust themselves as quickly as possible to their job environment and to acquire satisfactory attitudes and habits of work.
7. Protective and Personal Services - Training for guarding and policing activities; for fire-fighting and fire protective work; and for personal services such as that provided by hospital attendants, cooks, custodians, charwomen, and janitors.
8. Safety - Training to develop skill and habits of performance for the protection of the trainee and his co-workers. This includes first aid instruction.
9. Skilled Trades and Crafts - Training in crafts and mechanical work on a skilled level, such as machinist, plumber, carpenter, boilermaker, automotive mechanic, airplane mechanic, and shipfitter.
10. Supply Operations and Procedures - Training in the operations and procedures necessary to the AF Procedures program of supply distribution involving the areas of receiving, storing, shipping, and stock control.
11. Technical, Scientific, and Professional - Training on a technical, scientific, or professional level in such fields as medical, engineering, accounting, statistics, and writing.

GLOSSARY-Continued

CIVIL RELIEF OPERATION

This type operation is described as one which would necessitate any command or units of a command to divert normal activities and functions to a special operation for the specific purpose of civil relief.

CLASSIFICATION OF AIRCRAFT

The classification of aircraft is in accordance with AFR 65-60, dated 9 May 1941, Aeronautical Board Memorandum, dated 21 October 1947, and the latest AF Technical Orders. The type classification is generally based upon the basic type designator or the prefix preceding the basic type designator of each aircraft model.

Basic Type Designator

Aircraft are assigned a basic type designator in accordance with the function for which they are basically designed. This basic type designation consists of one letter as follows:

- A . . . . . Amphibious
- \*B . . . . . Bomber
- \*C . . . . . Cargo
- \*F . . . . . Fighter
- \*G . . . . . Glider
- H . . . . . Helicopter
- \*L . . . . . Liaison
- \*Q . . . . . Target Aircraft and Drones
- \*R . . . . . Reconnaissance
- \*S . . . . . Search and Rescue
- \*T . . . . . Trainer
- \*\*I . . . . . Special Research or Experimental

- \* To be used as prefix symbols as required.
- \*\* To be used as a classification symbol as required.

Prefix Symbols. When an aircraft is modified to perform a function other than its basically designed function, the basic type designator will be prefixed by the appropriate auxiliary symbol. The prefix symbols listed below are used only when an aircraft is so modified that its originally intended usage is no longer applicable.

Prefix "C" is used to designate aircraft specifically modified for cargo use.

Prefix "D" is used to designate those aircraft which are modified to function as director aircraft in conjunction with remotely controlled aircraft or guided missiles.

Prefix "K" is used to designate all aircraft modified as "in flight" refueling tankers.

Prefix "L" is used to designate aircraft modified for liaison missions.

Prefix "M" is used to designate aircraft modified for use as missiles.

Prefix "Q" is used to designate aircraft modified through the inclusion of special electronic equipment for use as targets or drones.

Prefix "R" is used to designate aircraft which have been so modified as to make them suitable for photo or electronics reconnaissance missions.

Prefix "S" is used to designate aircraft modified through the inclusion of special search electronic equipment, life rafts, etc.

Prefix "T" is used to designate those aircraft which have had equipment removed to make them more suitable for training purposes, and aircraft which have been modified through the inclusion of special training equipment.

Prefix "V" is used to designate aircraft which are modified as staff administrative transports.

CLASSIFICATION SYMBOLS - Aircraft may have any one of the following classification symbols where applicable:

Classification "E" is used to designate aircraft on special tests or experimental projects.

Classification "X" is used to designate experimental aircraft and indicates that the item being developed has not progressed to the stage where engineering tests indicate that the item is sufficiently satisfactory to warrant service tests.

Classification "Y" is used to designate aircraft which have the required military characteristics and are of a quantity produced to develop the potentialities of the model. This classification indicates the item has been developed beyond the experimental stage, but is not ready for classification as an adopted item.

Classification "Z" is used to designate aircraft which are considered by the Chief of Staff, USAF, to be obsolete.

CLASS O1Z-AIRCRAFT

Complete aircraft used for ground instructional purposes.

COMBAT AIRPLANE

All bomber, tanker, fighter, reconnaissance, and search and rescue type airplanes.

COMMAND STRENGTH (MILITARY AND CIVILIAN PERSONNEL)

Includes all military and/or civilian personnel paid from appropriated funds who are under the jurisdiction of the Department of the Air Force and the United States Air Force, irrespective of the basic departmental status of the individual. Includes personnel herein identified as USAF (Military and/or Civilian), and SCARWAF (Military) and SCMAWAF. Command strength is that strength that is chargeable against the personnel ceiling of the Department of the Air Force, including those military personnel in statutory exempted categories, e.g., 18 year old 12 month enlistees, officer candidates, etc, and civilians engaged in work contracted for. Further application of this term as employed in this publication to define the various distributions of command strength are:

1. Worldwide Command Strength - Describes the command strength of the entire Department of the Air Force.
2. Continental Command Strength - Describes the total strength of all military personnel who are assigned to units and civilian personnel appointed to units of which the headquarters has permanent station location in the Continental US or is assigned to a Continental US Command. This includes personnel en route overseas and personnel stationed overseas, but assigned to a Continental US Command.
3. Overseas Command Strength - Describes the total strength of all military personnel who are assigned to units and civilian personnel appointed to units of which the headquarters has permanent station location outside the Continental US or is assigned to an overseas command. This includes military personnel en route to Continental US from overseas and military personnel stationed in Continental US but assigned to an overseas unit.
4. Officer or Enlisted Command Strength - Describes total USAF plus SCARWAF officer or enlisted strength when such strengths are presented separately from the aggregate.
5. Regular Officer Command Strength - Denotes that strength of US Air Force regular - USAF (REG), and army regular (RA) when such strengths are presented separately from other components.
6. Negro Personnel Command Strength - Denotes that total USAF plus SCARWAF Negro strength when such strengths are presented separately.

CONSULTANTS AND SPECIAL CONSULTANTS (CIVILIAN PERSONNEL AND RESEARCH AND DEVELOPMENT)

See Intermittent Employees (Civilian Personnel).

GLOSSARY - Continued

CONTINENTAL AIR COMMAND

Established, 1 Dec 1948, Tactical Air Command and Air Defense Command, formerly Major Air Commands, were redesignated operational air commands and assigned to Continental Air Command on the same date.

CONTINENTAL US AIR COMMANDS

See Major Air Command.

CONTRACT AUTHORIZATION (BUDGET)

Statutory authorization under which contracts or other obligations may be entered into prior to appropriations for the payment of such obligations. (AFM 172-1).

CONVERSION - AIRCRAFT

Aircraft converted from one type, model and series to another, by having changes made (usually structural and mechanical, or by installation of additional equipment or different type engines) which result in different characteristics. For example: B-29 to RB-29.

COROLLARY UNIT (RESERVES)

A unit of the Air Force Reserve organized on the same T/O&E or T/D as its parent Regular Air Force Unit. Each Corollary Unit is located at the same location as its parent unit and is trained with the facilities and equipment available to the parent unit. A Corollary Unit is activated at each location where the personnel of the Regular Air Force Unit can be duplicated with similar reservists.

CPC PERSONNEL (CIVILIAN PERSONNEL AND RESEARCH AND DEPLOYMENT)

The crafts, Protective, and Custodial Services under Classification Act, 1923 became Crafts, Protective, and Custodial Schedules under Classification Act 1949 (PL 429, 81st Congress).

CURRENT AUTHORIZED STRENGTH (AIR FORCE RESERVE)

The authorized strength which is applicable to the constituted units of the Air Force Reserve as of the specified date.

CURRENT AUTHORIZED STRENGTH (AIR NATIONAL GUARD)  
(Tables 205; 206; 208; 209)

The authorized strength which is applicable to federally recognized Air National Guard units as of the specified date. Such authorized strengths as are issued in appropriate Air Force table of organization with the current reduction in strength by the National Guard Bureau.

DECORATIONS AND AWARDS (CIVILIAN PERSONNEL)

1. Awards. Various amounts of cash paid to individuals for acceptable suggestions given to the government. The value of the award is determined by evaluating the suggestions and the amount is paid in accordance with a table set up by Executive Order No. 9817, 31 Dec 1946. (All government agencies use the same basis for awards).

2. Emblem Program. Honorary recognition accorded employees who accomplish their duties in a meritorious or exceptional manner. (AF E 11 of AFM 40-1, 16 Jan 1950).

DEPARTMENTAL STATUS (MILITARY PERSONNEL)

The basic department of the Department of Defense to which the individual is currently assigned, regardless of whether or not such individual has been placed on duty with another of the departments.

DEPARTMENTAL STRENGTH (PERSONNEL)

The inventory of all personnel, military and/or civilian, who have the basic departmental status of the Department of the Air Force, whether or not such personnel have been placed on duty with another of the Departments. Includes personnel herein identified

as USAF and AFMA for the period Jul through Oct 1949. USAF only after that date.

DEPARTMENT OF ARMY PERSONNEL (MILITARY PERSONNEL)

Military personnel whose individual status has been determined to be Department of the Army in accordance with JAAFAR 1-1-1, by subsequent transfer between departments or by subsequent entry or reentry into the US Army from civil life. Such personnel constitute the majority of the personnel herein identified as SCARWAP.

DEPARTMENT OF THE AIR FORCE PERSONNEL (MILITARY AND CIVILIAN PERSONNEL)

Military personnel whose individual status has been determined to be Department of the Air Force in accordance with JAAFAR 1-1-1, by subsequent transfer between Departments or by subsequent entry or reentry into the US Air Force from civil life. Civilian personnel whose status has been determined to be Department of the Air Force in accordance with JAAFAR's 1-1-5 and 1-1-7 by subsequent transfer between departments or by subsequent employment. This includes personnel herein identified as USAF (Military and Civilian) and AFWAR (Military).

DISABLING INJURY (GROUND SAFETY)

1. USAF Civilian Personnel: Any disabling injury arising out of and in the course of employment.  
2. USAF Military Personnel: Any disabling injury regardless of duty status other than battle injuries, suicides, or injuries resulting to passengers or crew from USAF flying accidents.

EXPENDITURES (BUDGET)

The amount of vouchers or other documents (less refunds received) which have been entered in fiscal accounts as final charges against an appropriation or fund. (AFM 172-1).

FAR EAST AIR FORCES

Activated at Brisbane, Australia, 3 Aug 1944; redesignated Pacific Air Command, USAF, 6 Dec 1945; beginning, July 1945 it included Fifth and Thirteenth Air Forces and Seventh Air Force and Air Forces in Middle Pacific; redesignated Far East Air Forces, 1 Jan 1947; (For Seventh Air Force from 1 Jul 1947, see Pacific Air Command).

FILLERS (PIPELINE) (MILITARY PERSONNEL)

Casual personnel who are assigned to a unit conducting recruiting activities, assembly stations, continental assignment pools, and overseas personnel depots and are awaiting further permanent assignment. This does not include:

1. Personnel in process of Permanent Change of Assignment who are assigned to a unit merely for immediate reassignment to a higher parallel, or subordinate unit stationed at the same installation.

2. Air Returnee personnel who are assigned to PAE Assembly Station Units for further assignment to ZI or for separation.

FLYABLE INACTIVE AIRCRAFT

Aircraft which are not currently required or used for the accomplishment of an Air Force mission involving flight but which are maintained in readiness for flight in accordance with existing technical orders and which may be flown a maximum of five hours a month.

FOREIGN STUDENTS (TRAINING)

Foreign nationals who are detailed to the school in attached status from any foreign country, territory, or possession, excluding those territories and possessions of the United States.

FREQUENCY RATES (GROUND SAFETY)

1. Civilian Injury Rate is computed in the follow-

FREQUENCY RATES (GROUND SAFETY) (Continued)

ing manner:  
Number of civilian disabling injuries multiplied by 1,000,000 and that product divided by total hours of civilian employment.

2. Military Injury Rate is computed as follows:  
Number of disabling injuries to military personnel multiplied by 100,000 and that product divided by total military man-days of exposure.

3. Motor Vehicle Accident Rate is computed as follows:

Number of USAF motor vehicle accidents multiplied by 100,000 and that product divided by total USAF motor vehicle mileage.

FULL TIME EMPLOYEES (CIVILIAN PERSONNEL)

Full time employees are those who are regularly required to work, as a minimum, the number of hours and days required by the administrative work week for their employment group or class, regardless of the nature of employment.

FUNCTIONAL GROUP (MILITARY PERSONNEL)

The general grouping of personnel according to their status as to permanent party or pipeline.

FUND (BUDGET)

A sum of money or other resources authorized by law to be set aside and to be used or expended only for authorized purposes. (AFM 172-1).

GENERAL PURPOSE VEHICLE

A vehicle designed to be used for movement of personnel, supplies, ammunition or equipment, or for towing artillery carriages, trailers and semi-trailers, and used without modification of body or chassis to satisfy general automotive transport needs.

GENERAL SCHEDULE (GS) (CIVILIAN PERSONNEL AND RESEARCH AND DEVELOPMENT)

A new schedule of Civilian Personnel which includes former Professional and Scientific Service (P Service), Clerical, Administrative, and Fiscal Service (CAF), and the Sub-professional Service (SP Service) established by Classification Act 1949 (PL 429, 81st Congress) replacing Classification Act of 1923, as amended.

HEADQUARTERS COMMAND, USAF

Bolling Fld Command, established, 15 Dec 1946; redesignated Headquarters Command, USAF effective, 17 Mar 1948.

IN COMMISSION - AIRCRAFT

Aircraft which are capable of normal flight operations without additional repair or maintenance. This does not necessarily indicate that the aircraft is capable of performing a specific mission such as combat, photo, etc., but merely that the aircraft is flyable and that the AF Form 1 does not bear a red cross. Weather, runway conditions, shortage of operating personnel, or other factors not relating to the aircraft itself will not cause an aircraft to be reported out of commission.

INDEFINITE APPOINTMENT EMPLOYEES (CIVILIAN PERSONNEL)

Indefinite Appointment Personnel are those employees who are affected by the following: On and after December 1, 1950, all new appointments shall be indefinite appointments, except those of postmasters in all classes of post offices, and, in unusual circumstances, appointments to positions for which the Civil Service Commission determines that probational appointments are in the interest of the service. The first year of service under an indefinite appointment shall be a trial period similar to the probational period. Persons given such appointments do not acquire a permanent Civil Service Status.

INSTALLATION, USAF

A defined area of real property in which the Department of the Air Force exercises a real property interest and which has been designated as an Air Force installation by Headquarters USAF; or, where the Department of the Air Force has jurisdiction over real property by agreement, expressed or implied, with foreign governments, or by rights of occupation.

1. Primary Installation. An Air Force installation capable of supporting one or more major Air Force activities such as wings or depots and classified as a primary installation by Headquarters USAF.

2. Secondary Installation. An Air Force installation located separate and apart from a primary installation, capable of supporting one or more Air Force activities such as squadrons, or capable of providing sustained support to one or more major activities of a primary installation; and classified as a secondary installation by Headquarters USAF.

3. Minor Installation. An Air Force installation such as an auxiliary airfield located separate and apart from either a primary or secondary installation, excluded from the definitions of a primary or secondary installation, and classified as a minor installation by Headquarters USAF.

4. Reserve Forces Installation. An Air Force installation in which the Department of the Air Force exercises a real property interest primarily for the support of the Reserve Forces of the Air Force of the United States, and classified as a Reserve Forces Installation by Headquarters USAF.

5. Other United States Government Installations. Locations at which United States Air Force personnel may be stationed for duty, where the real property jurisdiction is with a United States Government department or agency other than the Department of the Air Force.

6. Active. An Air Force installation which has been designated in Air Force orders as active; usually an installation accommodating an Air Force activity, or one being prepared for an Air Force activity.

7. Inactive. An Air Force installation which has been designated in Air Force orders as inactive; usually an installation closed to operations, with no Air Force activity except caretaking.

8. Industrial Reserve. An Air Force installation utilized for purposes other than research, development, or manufacture of material for the Air Force. (This classification applies only to industrial installations).

9. Excess. An Air Force installation which has been declared by Headquarters USAF, as excess to the requirements of the Department of the Air Force.

10. Surplus. An excess Air Force installation which has been determined by the Administrator, General Services Administration to be surplus to the requirements of all Federal Agencies, and for which the Department of the Air Force has been designated to perform care and handling pending disposition.

INTERMITTENT EMPLOYEES (CIVILIAN PERSONNEL)

Intermittent employees are those employed on an irregular or occasional basis whose hours or days of work are not based on a pre-arranged schedule and who are compensated only for the time when actually employed or for service actually rendered. (WAE-Special Consultants and Other than Special Consultants).

LONG RANGE PROVING GROUND DIVISION

Air Force Division, Joint Long Range Proving Ground established and assigned Headquarters Command, USAF, for reporting purposes only, 1 Oct 1948; relieved assignment Headquarters Command, USAF and redesignated Long Range Proving Ground Division, effective date, 16 Mar 1950.

GLOSSARY-Continued

MAJOR AIR COMMANDS

That portion of US Air Force command structure which includes appropriate headquarters and subordinate units and is immediately subordinate administratively to Headquarters US Air Force. By definition, this excludes US Air Force "exempted activities", which are units not subordinate to any of the major commands. (For history of each command listed below see specific command in alphabetical order):

1. Air Engineering Development Division (Assigned procedural functions and responsibilities of major Air Commands).
2. Air Material Command.
3. Air Proving Ground.
4. Air Training Command.
5. Air University.
6. Continental Air Command.
7. Headquarters Command, USAF.
8. Long Range Proving Ground Division (Assigned procedural functions and responsibilities of a Major Air Command).
9. Military Air Transport Service.
10. Research and Development Command.
11. Special Weapons Command.
12. Strategic Air Command.
13. USAF Security Service.

Overseas

1. Alaskan Air Command.
2. Caribbean Air Command.
3. Far East Air Forces.
4. Pacific Air Command.
5. Third Air Division.
6. US Air Forces in Europe.

MAJOR PROGRAM (BUDGET)

The broadest divisions or classifications of contemplated or actual obligations and expenditures according to function or activity; e.g. Procurement, construction, Maintenance, Administration, etc. (AFM-172-1).

MILITARY AIR TRANSPORT SERVICE (MATS)

MATS was established from a consolidation of Air Transport Command; and Naval Air Transport Service, effective, 1 June 1948.

MILITARY USAF DECORATIONS

1. Awards for Heroism - Normally given for a single or a series of related acts for a single act or a series of related acts accomplished over a short period of a few days (not awarded to Civilians or Foreigners).

a. Medal of Honor - Awarded by the Department of Air Force only to any officer, non-commissioned officer or Private in action involving actual conflict with an enemy for conspicuous gallantry and intrepidity at the risk of life above and beyond the call of duty.

b. Distinguished Service Cross - Awarded to persons (military, civilian, foreign) serving in any capacity for extraordinary heroism in connection with military operations against an armed enemy, so extraordinary as to set that individual apart from his comrades. During combat operations awarding is delegated to AF theater commanders.

c. Silver Star - Awarded to persons (military, civilian, foreign) serving in any capacity for gallantry which means heroism of a high degree involving risk of life in action not warranting the award of a Medal of Honor or Distinguished Service Cross. Awarded by Air Force Commanders during combat operations.

d. Distinguished Flying Cross - Awarded for heroism or extraordinary achievement while participating in aerial flight. Awarded by Air Force Commanders for U.S. Personnel during active combat operations to members of military, naval or air forces serving in any capacity with the Air Force.

e. Soldier's Medal - Awarded to members of military, naval or air forces serving in any capacity with the Air Force for heroism not involving actual conflict with the enemy. The act or acts of heroism must include voluntary risk of life and will not be made purely on the basis of saving a life. Awarding during active combat operations by Air Force Commanders.

f. Bronze Star Medal (Valor) - Awarded to persons (military, civilian, foreign) serving in any capacity with the Air Force for heroic achievement not involving participation in aerial flight in actual combat against an enemy of the United States. The required achievements is less than that required for the Silver Star, but nevertheless must be accomplished with distinction. Awarding during active combat operations is delegated to the Air Force Commanders.

2. Meritorious Service Awards. Decorations for meritorious service are awarded for achievements or services, which are outstanding and exceptional when the individual is compared with others of like rank on similar type duties. Except for the Distinguished Service Medal, the position of the individual should have no relation to the degree of the award. Service as well as heroism decorations are primarily for wartime use.

a. Distinguished Service Medal - Awarded to persons serving in any capacity with the Air Force (The President has directed that no awards be made to civilians). Awarded to foreigners only in most exceptional circumstances. The awards are made by Department of the Air Force only for exceptional meritorious service to the Government in duty of great responsibility.

b. Legion of Merit - Awards made by the Air Force only to members of the armed forces of the United States and friendly foreign nations for exceptionally meritorious conduct in the performance of outstanding service. Recommendations must show superior performance. It may be awarded for specific accomplishments.

c. Distinguished Flying Cross - Awarding delegated to Air Force commanders for US Personnel to Air Force commanders during combat operations. Awards made to members of the military, naval and air forces serving in any capacity with the Air Force for extraordinary achievement while participating in aerial flights. Results accomplished must be so exceptional and outstanding as to clearly set the individual apart from his comrades who have been so recognized.

d. Bronze Star Medal - Awarded to persons (military civilian, foreign) serving in any capacity with the Air Force for meritorious achievement or service, not involving participation in aerial flight, in connection with military operations against an enemy of the United States. The required achievement or service is less than that required for the Legion of Merit. Award is limited to active operational areas. Awarding delegated to division commanders for US personnel; for foreigners to theater commanders. For acts or services since VE Day in Europe and VJ Day in Pacific, no delegation authorized below theater commander. Not awarded for service in Japan or China after 2 Mar 1946, other areas after 12 Jan 1946.

e. Air Medal - Awarded to persons (military, civilian, foreign) serving in any capacity with the Air Force, awarding being delegated to Air Force Commanders for US personnel during active operations; for foreigners to theater commanders and delegated to CO, USAFE, for certain airlift personnel.

f. Commendation Ribbon - Awarded to members of the United States serving in any capacity with the Air Force by Commanding Generals who are Lieutenant Generals or higher and certain other specified commanders to personnel below the grade of major for service longer than six months but authority to award delegated to CO, USAFE, for certain airlift personnel. All other awards made by the Department of

GLOSSARY-Continued

the Air Force. Awards are made for service required in less exceptional than that required for the Legion of Merit, nevertheless must be accomplished with distinction. Same degree of service required as that for which the Bronze Star Medal or Air Medal is awarded.

g. Purple Heart - Awarded to members of the United States armed forces and American civilians serving with the armed forces for wounds received in action against an enemy of the United States or as a direct result of an act of such enemy provided such wounds necessitated treatment by a medical officer. (Includes frost bite, but excludes trench foot). Commanders of certain medical installations were authorized to award and authority could have been delegated to any officer.

3. To Civilians.

a. Purple Heart to certain civilians (accredited war correspondents, Red Cross personnel, etc) who were Citizens of the United States.

b. Medal of Freedom, including palms to foreigners, military or civilian, and without palms to civilian citizens of the United States. (Awarded only by commanders specifically designated).

d. Distinguished Service Cross, Silver Star, Bronze Star Medal, and Purple Heart to officers and crew members of the US Merchant Marine.

MILITARY PERSONNEL

All personnel commissioned or appointed to a commissioned officer grade, appointed to a warrant officer grade, appointed as an Aviation Cadet, or enlisted in any component of the field forces of the Departments of the Air Force or Army.

MOBILIZATION ASSIGNMENT

Is that duty for which an individual reservist volunteers and is assigned on inactive duty status in anticipation of war or other national emergency. The purpose of mobilization assignments is to provide augmentation for units of the Regular Air Force from peacetime strength to the strength required on M-Day. Mobilization assignees are trained and administered by the major command to which assigned.

MODIFICATION OF AIRCRAFT

Modification of aircraft is defined as any change in structure, arrangement, or additions and/or deletions to that equipment incorporated in the aircraft.

NEXT OF KIN

Widow or widower; child or children if there be no widow or widower and they are entitled to benefit; dependent, designated by deceased relative, if there be no wife or widow or children.

NUMBER COMPLETED TRAINING DURING PERIOD (CIVILIAN TRAINING)

This entry indicates the number of trainees completing the training course during the period: A trainee who leaves the training before its completion is not counted. (Chapter T-10 dated, 19 Jun 1950) of AF Manual 10-1.

NUMBER TRAINING AT END OF PERIOD (CIVILIAN TRAINING)

This number represents the number of trainees still in training at the end of the period - that is, trainees enrolled in training course that does not close on or before the last day of the period. This also has a subtotal of veterans in training.

NUMBER OF CIVILIANS ENTERING TRAINING DURING PERIOD

This item is a count of the enrollments as trainees enter the courses during the period. A subtotal of all veterans entering training is entered as a separate item.

OBLIGATION (BUDGET)

The amount of an order placed, a contract awarded, a service received, or any other transaction which legally reserves an appropriation or fund for expenditure. (AFM 172-1).

OBLIGATIONS INCURRED (BUDGET)

Represent the total amount of obligations which have been established against an appropriation or fund during a given period of time. (AFM 172-1).

OFFENSES

Acts or missions against both civil and military law. (Manual for Court-Martial US Army, 1948). Such offenses are (a) Disorders and neglects to the prejudices of good order and military discipline, (b) Conduct of a nature to bring discredit upon the military service, (c) Desertion, (d) Suffering military property to be lost, (e) Selling military property, etc.

ON HAND - AIRCRAFT

Aircraft physically possessed by an organization for the accomplishment of its mission or when the organization is performing a service for the activity to which the aircraft is assigned.

OPERATING LOCATION (MILITARY PERSONNEL)

The permanent duty location of a detachment, a group of detachments, or a group of individuals; such detachments or personnel being physically removed from, though still under the jurisdiction of, a parent unit or units.

OUTBOUND PERSONNEL (PIPELINE)-(MILITARY PERSONNEL)

Casuals who are at Continental Overseas Replacement Depots (ORD's) waiting call for overseas shipment or at overseas personnel depots waiting call for evacuation to the Continental US for Permanent Change of assignment (PCA).

OVERSEAS AIR COMMANDS

See Major Air Commands.

OVERSEAS REPLACEMENTS (PIPELINE)-(MILITARY PERSONNEL)

Casual personnel who are enroute from a Continental waterport of embarkation for PCA to overseas air commands or at overseas ports of debarkation for further assignment within the overseas air commands.

PACIFIC AIR COMMAND

Hawaiian Air Force, activated, 1 Nov 1940; redesignated Seventh Air Force, 5 Feb 1942. Relieved assignment USAF, PAC and assigned AAF, effective 1 Jan 1947; redesignated Pacific Air Command, 15 Dec 1947. Discontinued, 31 May 1949.

PART TIME EMPLOYEES (CIVILIAN PERSONNEL)

Part time employees are those regularly employed on a prearranged schedule whose hours or days of work are less than the prescribed hours or days of work for full time employees in the same group or class.

PATIENTS (PIPELINE) (MILITARY PERSONNEL)

Hospitalized personnel who are assigned to be a Detachment of Patients.

PERMANENT AND PROBATIONAL APPOINTMENT PERSONNEL (CIVILIAN PERSONNEL)

Probational appointment personnel are those who are selected for other than temporary appointments and who shall be given a probational appointment. (The first year of service under this appointment shall be a probational appointment).

GLOSSARY-Continued

PERMANENT PARTY PERSONNEL (MILITARY PERSONNEL)

Those personnel assigned to a unit to perform their principal duty in the furtherance of the mission of the unit and who are properly chargeable against the authorization of the unit. This is to include assigned over-strength.

PIPELINE AIRCRAFT

Includes those aircraft in the following categories: In depot maintenance, in modification, on bailment for modification, on project, excess to command but not yet excess to USAF requirements, those grounded for transfer, those enroute and transient aircraft.

PIPELINE PERSONNEL (MILITARY PERSONNEL)

That portion of Air Force Command Strength that is temporarily ineffective consisting of: Students, Outbound Personnel, Overseas Replacements, Returnees, Fillers, Patients, Prisoners and Separatees.

PRESIDENTIAL APPOINTEES (CIVILIAN PERSONNEL)

Employees whose compensation is fixed in accordance with Public Law 359, 81st Congress.

PRISONERS (PIPELINE) (MILITARY PERSONNEL)

Garrison Prisoners who are assigned to an Air Force Unit for rehabilitation and who are scheduled to be restored to duty.

PROJECT (BUDGET)

The classification of actual or contemplated obligations and expenditures in terms of the specific function or activity within the related budget program. (AFM 172-1).

PUBLIC LAW 313 EMPLOYEES (CIVILIAN PERSONNEL)

Those employees who are appointed under the following regulation: Public Law 313, 80th Congress, as amended, authorizes the Secretary of the Air Force to establish and fix the compensation of not more than 13 positions involving professional and scientific work in connection with research and development activities. These positions are excluded from the Coverage of The Classification Act of 1949 by provisions of Section 202(31) of that Act.

REASSIGNMENT (MILITARY PERSONNEL)

The change of assignment status of an individual or a unit irrespective of any change in Departmental Status.

REDUCTION IN FORCE (CIVILIAN PERSONNEL)

Separation of civilians because of lack of work or funds, abolition of position of activity, or to keep within personnel authorizations. Employees are counted as separations the day following the last day of active duty.

REEMPLOYMENT AFTER MILITARY SERVICE (CIVILIAN PERSONNEL)

Civilians who had been separated from their position to enter US Military or Naval Service or Merchant Marine and former employees who were released to public or private enterprises under such conditions as to entitle them to reemployment benefits or who, while thus employed, entered US Military or Naval Service or Merchant Marine and who upon return, exercised Reemployment rights.

REMOVAL AND SEPARATION FOR CAUSE (DURING) OR (OTHER THAN DURING) PROBATIONARY PERIODS (CIVILIAN PERSONNEL)

Separations because of disqualification, inefficiency, disability, and charges of misconduct, delinquency, or other serious cause which occurred during or after the employees probationary period.

REPLACEMENT TRAINEES (PIPELINE) (MILITARY PERSONNEL)

Military ATS pipeline personnel who are under going specialized non-tactical air-crew training.

RESEARCH AND DEVELOPMENT COMMAND

Research and Development Command established, effective, 23 January 1950.

RESERVE (BUDGET)

That portion of an appropriation (or contract authorization) held or set aside for further operations, contingencies, or other purposes, and in respect of which authorization to incur obligations has been withheld. (AFM 172-1).

RESERVE FORCES (USAF)

The Reserve Forces of the US Air Force consist of the Air National Guard and the US Air Force Reserve which in turn are composed of personnel not on active duty. The Air Force ROTC and the Civil Air Patrol (Civil auxiliary of the Air Force) are not Reserve Forces. However, for the purposes of this compilation these components have been included in this category.

RESIGNATION (CIVILIAN PERSONNEL)

Separations at employees requests (exclusive of separations to enter military service).

RETIREMENT, DEATH, LEGAL INCOMPETENCE (CIVILIAN PERSONNEL)

Separations because of retirement, death, or legal incompetence. "Retirement" includes age, disability, or optional retirement at USAF request.

RETURNEES (PIPELINE) (MILITARY PERSONNEL)

Casual personnel who are at or enroute from an Overseas Port of Embarkation to a Continental Port of Departation or PCA or at a Continental Port of Departation or PAE Assembly Station for further assignment in the Continental US or for separation.

RETURN TO DUTY FROM EXTENDED LWOP (CIVILIAN PERSONNEL)

Civilians who returned to active duty and pay status from extended leave without pay, suspension, or furlough. Extended leave without pay and suspension refer to such status for a period of thirty days or longer.

SALARIED EMPLOYEES (CIVILIAN PERSONNEL)

Those personnel whose wage rates are established by law under the Classification Act of 1949, Public Law 429, 81st Congress, approved, October 28, 1949.

SCARWAF PERSONNEL (MILITARY PERSONNEL)

Those Army personnel assigned as a permanent party to an Air Force (USAF or SCARWAF) unit or assigned as pipeline to any Air Force or Army unit, provided their ultimate permanent party assignment is to be an Air Force unit. (In the case of students, patients and separatees the determinant is the last permanent party assignment rather than the ultimate permanent party assignment. These personnel are chargeable to the US Air Force Troop ceiling).

SCARWAF UNIT

While assigned for duty with the US Air Force under the joint authority of the Departments of the Air Force and Army, any United States Army active military force having an organizational structure authorized and prescribed by Headquarters US Army, or delegated authority. These units are chargeable to the US Air Force Troop Basis and also include any military force of the reserve component of the US Army or the National Guard while on active Federal Service with the US Air Force.



GLOSSARY-Continued

SCARWANG (Air National Guard)

Special category type of Army National Guard Personnel carried on the rolls of Air National Guard Units, whose Federal Recognition is still pending providing, said personnel's assignment on "M" Day will be with the USAF. These personnel are charged to the Air National Guard Troop ceiling.

SCHOOL TRAINING

Any course conducted within an Air Force special service school which has been established by Headquarters US Air Force.

STORAGE AIRCRAFT

Aircraft which are not currently required or used for - the accomplishment of an Air Force Mission involving flight and which are not maintained in readiness for flight. Includes those aircraft reported in either temporary or cocooned storage.

STUDENTS (PIPELINE) (MILITARY PERSONNEL)

Personnel who are undergoing formal training to service or civilian schools and assigned to an Air Force Student Unit.

STUDENTS (TRAINING)

Personnel assigned, attached, or in an associated status with an Air Force student unit or detachment, for the purpose of undergoing standardization courses of instruction at service schools conducted by the US Air Force.

STRATEGIC AIR COMMAND

Established; 21 Mar 1946.

TACTICAL UNITS

Includes any bomber, fighter, reconnaissance, troop carrier, rescue, liaison, geodetic control or tow target unit.

TEMPORARY APPOINTMENT EMPLOYEE (CIVILIAN PERSONNEL)

Those employees who are appointed for specific periods of time limited to one year or less.

TEMPORARY (ONE YEAR OR LESS) EMPLOYEES (CIVILIAN PERSONNEL)

Civilians serving under temporary appointments for definite limited periods (one year or less).

TERMINATION (CIVILIAN PERSONNEL)

Separations (other than resignations) from "excepted appointments" or separations during or upon completion of specified period of temporary appointments to positions excepted from competitive examinations under Part 6 of Civil Service Rules and Regulations, Schedule A, Schedule B, Act of Congress, or Executive Orders.

TERMINATION, DISPLACEMENT (CIVILIAN PERSONNEL)

Separations required by the Civil Service Commission under its program of displacement of indefinite and Temporary appointees.

TERRITORIAL GROUP (CIVILIAN PERSONNEL)

Refers to the categorization of the Overseas areas in which Air Force Civilian Personnel may be employed according to governing country. It is comprised of: (a) US Territories and Possessions, and (b) Foreign countries and their Territories and Possessions.

THIRD AIR DIVISION

Third Air Division established and assigned USAFE, 23 Aug 1948; relieved USAFE and assumed Major Air Command status, effective 3 Jan 1949.

TOTAL TRAINEE HOURS (CIVILIAN TRAINING)

The actual number of hours trainees spend in planned training in the classroom and/or on the job during the period reported. (Ex: For a 10 hour course

with 50 trainees attending during the period 500 hours is the actual number of trainee hours).

TRANSFER FROM FEDERAL AGENCIES OTHER THAN USAF (CIVILIAN PERSONNEL)

Civilians transferred from Federal Agencies such as Department of the Navy, Agriculture, etc.

TRANSFER (MILITARY PERSONNEL)

Permanent change in departmental status, regardless of whether or not accompanied by a change of command status and/or unit assignment.

TRANSPORTATION - TERMS

Army Operated Ships - All ships owned by the Army, bareboat chartered to the Army or loaned to the Army by Maritime Commission, for which Army hires the masters and crews and controls all operations.

Measurement Ton (Abbreviated MT) - A measure of cubic volume of cargo, expressed in tons of 40 cubic feet. It is also used to indicate the cubic capacity of a vessel, which is available for cargo.

Overseas Areas, Destination, Origin - Grouped as follows: North Atlantic includes the East Coast of Canada, Newfoundland, Greenland, Iceland, and Bermuda; Caribbean and South America include the entire Caribbean Area, Central and South America; Europe includes Southern France, the Azores and Northwestern Africa; Mediterranean includes Italy and Greece; Africa-Near East includes the remainder of Africa, Palestine, Syria, Turkey, Iran, Iraq and Arabia; Asia includes India, Burma and China; the Philippines-Ryukus and Australia are self-explanatory; Marianas-Bonins are self-explanatory; Middle Pacific includes the remainder of the Pacific, including New Caledonia and New Zealand includes the West Coast of Canada.

US AIR FORCES IN EUROPE

Eighth Air Force, activated, 28 Jan 1942; redesignated, USSTAF in Europe, 22 Feb 1944; redesignated USAF in Europe, 7 Aug 1945.

UNIT, USAF

A military activity having an organization prescribed by the Department of the Air Force. Under organization units are identified as follows:

1. Table of Organization (T/O) Unit - A constituted military force activated in accordance with one of several types of tables, the most used during (T/O&E) Table of Organization and Equipment. This T/O and E is a Department of the Air Force publication which prescribes the personnel structure and equipment for multiple type units which have a fixed mission and workload.
2. Table of Organization and Equipment, Special T/O&E-S. A (T/O) unit of a specialized nature activated in accordance with (T/O&E-S), A Department of the Air Force publication which prescribes the personnel structure and equipment for units of a specialized nature, the mission of workload requirement of which are fixed.
3. Table of Distribution (T/D) Unit - A designated military unit organized from non-T/O personnel, authorized by a Personnel Allotment Voucher, and in accordance with a Table of Distribution. A T/D is a major air command document which indicates the sectional distribution within a T/D unit of the military and civilian personnel authorized.
4. Provisional Unit - A unit organized with personnel from one or more T/O and/or T/D Units.

UNLIQUIDATED OBLIGATION (BUDGET)

Is that portion of an obligation for which expenditure is yet to be made. (AFM 172-1).

UNOBLIGATED BALANCE (BUDGET)

Is that portion of a budgetary authorization which

GLOSSARY-Continued

UNOBLIGATED BALANCE (BUDGET) (Continued).. has not been obligated. The term refers to appropriations, apportionments, allocations, and allotments. (AFM 172-1).

USAF MOTOR VEHICLE ACCIDENT (GROUND SAFETY)

An incident in which a USAF motor vehicle is involved and results in injury to person(s) or damage to property regardless of type or ownership. NOTE: USAF vehicles classified as "Special Purpose equipment" (such as Fork Lifts, Hysters, Tractors, etc) when involved in accident(s) are not included in computation of vehicle accident rate or in analyses of vehicle accidents since the exposure of such vehicles is not comparable. Cost of such accidents however, is included in total vehicle accident cost.

USAF PERSONNEL (MILITARY PERSONNEL)

Those Department of the Air Force military personnel assigned as permanent party to an Air Force (USAF or SCARWAF) unit or assigned as pipeline to any Department of the Air Force or Department of the Army Unit, provided that their ultimate permanent party assignment is to be to an Air Force Unit (in case of students and patients, the determinant is the last permanent party assignment rather than the ultimate permanent party assignment).

USAF (REGULAR) (MILITARY PERSONNEL)

Department of the Air Force military personnel who are, by enlistment, appointment or commission, members of the permanent Regular United States Air Force.

USAF SECURITY SERVICE

USAF Security Service established, 20 Oct 1948.

VETERAN PREFERENCE PERSONNEL (CIVILIAN PERSONNEL)

1. Veterans (Male and Female) - Civilians employed as of the end of the month who were "veterans" re-

sulting from their own active military or naval service in or prior to World War I or World War II.

2. Wives - Civilians employed at the end of the month, who had established veterans preference as wives of disabled veterans.

3. Widows - Civilians employed at the end of the month who had established veterans preference as the unmarried widows of deceased veterans.

4. Mothers - Civilians employed at the end of the month who had established veterans preference as the mother of a deceased "veteran" son or daughter who served on honorable duty in the US Service or the mother of a permanently disabled "veteran" providing the mother is widowed, divorced, or the wife of a permanently disabled husband (living husband may be either or not the father of the "veteran").

VOLUNTEER AIR RESERVE TRAINING UNITS (RESERVES)

Formerly known as composite Units, are units not conforming to any T/O&E or T/D and which are provided for the specific purpose of facilitating the training of groups of individuals of the Volunteer Air Reserve. The Volunteer Air Reserve comprises those individuals who comply with the designated minimum training requirements, but who are not assigned to T/O&E or T/D units of the Air Force Reserve or to Mobilization Assignment positions.

WAGE BOARD EMPLOYEES (CIVILIAN PERSONNEL)

Wage Board Personnel are those whose basic rates of compensation are fixed and adjusted from time to time, in accordance with prevailing rates in the locality where the employee works, by wage board or similar administrative authority serving the same purpose.

"WHEN ACTUALLY EMPLOYED"(WAE) EMPLOYEES, (CIVILIAN PERSONNEL)

See Intermittent Employees (Civilian Personnel).

WIVES, WIDOWS AND MOTHERS OF VETERANS

See Veteran Preference Personnel (Civilian Personnel).

EX-117

PART I .....  
TACTICAL UNITS

---



TACTICAL UNITS

The usual composition of the various Tactical Units is shown below for the dates: 30 June 1949 and 30 June 1950.

Type of Unit	T/O & E	Airplanes		Crews		Personnel Authorized		
		Major Type	Authorized	Authorized	Number in Crew	Total	Officer	En-Listed
30 June 1949								
<b>GROUP</b>								
Bombardment, Heavy . . . . .	Hq: 1-1112 Sq: 1-1133	B-36	18	18	16	991	201	790
Bombardment, Medium (S) a/ . . . . .	Hq: 1-1112 Sq: 1-1113	B-29	30	30	11	783	161	622
Bombardment, Medium (A) b/ . . . . .	Hq: 1-1112 Sq: 1-1113	B-50	45	45	11	1,992	506	1,486
Air Refueling, Medium . . . . .	Sq: 1-1114	B-29	20	20	7	-	-	-
Bombardment, Light . . . . .	Hq: 1-1112 Sq: 1-1123	B-26	48	48	3	569	130	439
Bombardment, Light, Jet . . . . .	Hq: 1-1112 Sq: 1-1143	B-45	48	48	4	785	178	607
Fighter, Single Engine . . . . .	Hq: 1-1212 Sq: 1-1213	F-47; F-51	75	75	1	444	101	343
Fighter, Jet . . . . .	Hq: 1-1212 Sq: 1-1233	F-80; F-84	75	75	1	441	101	340
Fighter, Two Engine . . . . .	Hq: 1-1212 Sq: 1-1223	F-82	75	75	2	606	176	430
Fighter, All Weather . . . . .	Hq: 1-1212 Sq: 1-1243	F-61; F-82 F-61; F-82	36	36	2	427	111	316
Reconnaissance, Weather . . . . .	Hq: 1-752	RB-29	36	36	11	1,672	301	1,371
Reconnaissance, Very Long Range, Weather . . . . .	Sq: 1-298	-	-	-	-	-	-	-
Strategic Reconnaissance . . . . .	Hq: 1-1452	-	-	-	-	1,243	328	915
Strategic Reconnaissance Elec- tronics . . . . .	Sq: 1-1454	RB-29	12	12	13	-	-	-
Strategic Reconnaissance, Photo . . . . .	Sq: 1-1453	RB-29	12	12	11	-	-	-
Strategic Reconnaissance . . . . .	Hq: 1-1452	RB-29	36	36	11	1,450	327	1,123
Strategic Reconnaissance, Photo Mapping . . . . .	Sq: 1-1453	-	-	-	-	-	-	-
Geodetic . . . . .	Sq: 1-2115	C-82; H-5	14	14	5; 2	-	-	-
Tactical Reconnaissance . . . . .	Hq: 1-1412	-	-	-	-	762	141	621
Tactical Reconnaissance, Night Photo . . . . .	Sq: 1-1433	KB-26	18	18	3	-	-	-
Tactical Reconnaissance, Photo, Jet . . . . .	Sq: 1-1423	RF-80	18	18	1	-	-	-
Troop Carrier, Heavy . . . . .	Hq: 1-1312 Sq: 1-1313	C-54	36	36	5	554	121	433
Troop Carrier, Medium . . . . .	Hq: 1-1312 Sq: 1-1323	C-82	48	48	5	692	206	486
Troop Carrier, Special . . . . .	Sq: 1-1324 Hq: 1-1312 Sq: 1-1318	C-54	60	60	5	725	157	568
<b>SQUADRON</b>								
Rescue . . . . .	1-987-S	SA-10, SB-17 L-5; L-13 H-5 C-47; C-82	12 12 6 6	12 12 6 6	7; 9 1 7 7	449 - - 226	92 - - 65	357 - - 161
Strategic Support . . . . .	1-1523	C-54	12	12	7	269	65	204
Tow Target . . . . .	1-1523	C-97	12	12	8	187	25	162
Tow Target . . . . .	1-1077	B-26	9	9	3	-	-	-
30 June 1950								
<b>GROUP</b>								
Bombardment, Heavy . . . . .	Hq: 1-1122 Sq: 1-1133	B-36	18	18	16	1,008	205	803
Bombardment, Medium (S) . . . . .	Hq: 1-1122 Sq: 1-1113	B-29	30	30	11	797	173	624
Bombardment, Medium (A) . . . . .	Hq: 1-1122 Sq: 1-1153	B-50	45	45	11	1,650	380	1,270
Air Refueling, Medium . . . . .	Sq: 1-1124	KB-29	20	20	7	-	-	-
Bombardment, Light . . . . .	Hq: 1-1112 Sq: 1-1123	-	-	-	-	889	201	688
Bombardment, Light Jet . . . . .	Sq: 1-1143	B-26 B-45	16 16	16 16	3 4	-	-	-
Fighter-bomber . . . . .	Hq: 1-1212 Sq: 1-1233	F-80; F-84	75	75	1	468	101	367
Fighter-Escort . . . . .	Hq: 1-1212 Sq: 1-1233	F-84	75	75	1	468	101	367
Fighter-Interceptor . . . . .	Hq: 1-1212 Sq: 1-1233	F-80; F-84	75	75	1	450	101	349

## TACTICAL UNITS -Continued

Type of Unit	T/O & E	Airplanes		Crews		Personnel Authorized		
		Major Type	Auth- orized	Auth- orized	Number in Crew	Total	Officer	En- listed
30 June 1950 (Continued)								
<u>GROUP (Continued)</u>								
Fighter-All Weather . . . . .	Hq: 1-1212 Sq: 1-1243	F-82; F-94	36	36	2	426	110	316
Reconnaissance, Weather . . . . .	Hq: 1-752	RB-29	36	36	11	1,456	258	1,198
Reconnaissance, Very Long Range, Weather . . . . .	Sq: 1-298	-	-	-	-	-	-	-
Strategic Reconnaissance, Heavy . . . . .	Hq: 1-1462 Sq: 1-1133	RB-36	18	18	18	1,104	200	904
Strategic Reconnaissance, Medium. Strategic Reconnaissance, M, Elec- tronics . . . . .	Hq: 1-1462 Sq: 1-1464	-	-	-	-	1,672	420	1,252
Strategic Reconnaissance, Medium, Photo . . . . .	Sq: 1-1463	RB-29	12	12	14	-	-	-
Strategic Reconnaissance, M, Photo Mapping . . . . .	Sq: 1-1463	RB-50	12	12	12	-	-	-
Strategic Reconnaissance, Photo . . . . .	Sq: 1-1453	RB-29	12	12	11	-	-	-
Air Refueling, Medium . . . . .	Sq: 1-1124	RB-29	12	12	7	-	-	-
Tactical Reconnaissance . . . . .	Sq: 1-1412	-	-	-	-	765	141	624
Tactical Reconnaissance, Night Photo . . . . .	Sq: 1-1433	RB-26	18	18	3	-	-	-
Tactical Reconnaissance, Photo Jet	Sq: 1-1423	RF-80	18	18	1	-	-	-
Troop Carrier, Heavy . . . . .	Hq: 1-1312 Sq: 1-1313	C-54	36	36	5	596	142	454
Troop Carrier, Medium . . . . .	Hq: 1-1312 Sq: 1-1323	C-82; C-119	48	48	5	584	142	442
<u>SQUADRON</u>								
Liaison (4 Flights) . . . . .	1-1923	L-13; H-5	16	16	1	63	16	47
Rescue . . . . .	1-987	SA-16; SB-17	16	16	7;9	461	108	353
		L-5, H-5,	8	8	1	-	-	-
		C-82	4	4	7	-	-	-
Strategic Support . . . . .	1-1523	C-54	12	12	7	226	65	161
	1-1523	C-97	12	12	8	269	65	204
		B-29; B-26; B-45	-	-	-	-	-	-
Tow Target . . . . .	PATA-604	F-80; C-47	31	31	-	360	58	302

a/ (S) Standard

b/ (A) Augmented

TABLE I.-- ACTIVATED TACTICAL GROUPS AND SEPARATE SQUADRONS BY TYPE

(Statistics on the number of tactical groups and separate squadrons presented in this table include only those units which were actually activated and/or organized prior to or on the dates shown; i.e., units which have been actually activated and/or organized, and for which inactivation or disbandment orders had not been actually accomplished by the dates shown. Tactical units are listed by the number of group headquarters and squadrons of Bomber, Fighter, Reconnaissance, and Troop Carrier types and also by the number of separate squadrons of Photographic Reconnaissance (Special), Liaison, Rescue, Geodetic, and Tow Target types. Figures within the parentheses represent the numbers of squadrons of the type corresponding to the group. Activated Units presented in this table include Record Units.)

Type of Unit	FISCAL YEAR 1949					
	31 January (1949)	28 February	31 March	30 April	31 May	30 June
<b>WORLDWIDE</b>						
<b>Group</b>						
<u>Total</u> . . . . .	(187) 60	(188) 60	(185) 59	(173) 55	(176) 56	(177) 56
Heavy Bombardment . . . . .	(6) 2	(6) 2	(6) 2	(6) 2	(9) 3	(9) 3
Medium Bombardment (Augmented) . . . . .	(12) 3	(12) 3	(24) 6	(24) 6	(24) 6	(24) 6
Medium Bombardment (Standard) . . . . .	(30) 10	(30) 10	(21) 7	(21) 7	(18) 6	(18) 6
Light Bombardment . . . . .	(9) 3	(9) 3	(9) 3	(6) 2	(6) 2	(6) 2
Fighter . . . . .	(66) 22	(66) 22	(66) 22	(63) 21	(63) 21	(63) 21
Fighter All Weather . . . . .	(9) 3	(9) 3	(9) 3	(9) 3	(9) 3	(9) 3
Strategic Reconnaissance . . . . .	(9) 3	(9) 3	(9) 3	(9) 3	(12) 4	(13) 4
Tactical Reconnaissance . . . . .	(12) 4	(12) 4	(8) 3	(3) 1	(3) 1	(3) 1
Reconnaissance Weather . . . . .	(4) 1	(5) 1	(5) 1	(5) 1	(5) 1	(5) 1
Troop Carrier Heavy . . . . .	(21) 6	(21) 6	(19) 6	(19) 6	(19) 6	(19) 6
Troop Carrier Medium . . . . .	(9) 3	(9) 3	(9) 3	(8) 3	(8) 3	(8) 3
<b>Separate Squadron</b>						
<u>Total</u> . . . . .	19	19	16	13	12	10
Photo Reconnaissance (Special) . . . . .	1	1	1	1	1	-
Strategic Support . . . . .	2	2	2	2	2	2
Liaison . . . . .	8	8	5	1	1	-
Rescue . . . . .	6	6	6	7	7	7
Geodetic . . . . .	1	1	1	1	1	-
Tow Target . . . . .	1	1	1	1	1	1
<b>CONTINENTAL US</b>						
<b>Group</b>						
<u>Total</u> . . . . .	(98) 35	(99) 35	(100) 34	(97) 33	(107) 36	(109) 36
Heavy Bombardment . . . . .	(6) 2	(6) 2	(6) 2	(6) 2	(9) 3	(9) 3
Medium Bombardment (Augmented) . . . . .	(12) 3	(12) 3	(24) 6	(24) 6	(21) 5	(21) 5
Medium Bombardment (Standard) . . . . .	(21) 7	(21) 7	(12) 4	(12) 4	(12) 4	(12) 4
Light Bombardment . . . . .	(3) 1	(3) 1	(3) 1	(3) 1	(3) 1	(3) 1
Fighter . . . . .	(33) 11	(33) 11	(33) 11	(33) 11	(36) 12	(36) 12
Fighter All Weather . . . . .	(4) 2	(4) 2	(4) 2	(4) 2	(5) 2	(5) 2
Strategic Reconnaissance . . . . .	(4) 2	(4) 2	(4) 2	(4) 2	(10) 4	(12) 4
Tactical Reconnaissance . . . . .	(7) 3	(7) 3	(5) 2	(2) 1	(2) 1	(2) 1
Reconnaissance Weather . . . . .	(1) 1	(2) 1	(2) 1	(2) 1	(2) 1	(2) 1
Troop Carrier Medium . . . . .	(7) 3	(7) 3	(7) 3	(7) 3	(7) 3	(7) 3
<b>Separate Squadron</b>						
<u>Total</u> . . . . .	10	10	9	6	5	4
Photo Reconnaissance (Special) . . . . .	1	1	1	1	1	-
Strategic Support . . . . .	2	2	2	2	2	2
Liaison . . . . .	4	4	3	-	-	-
Rescue . . . . .	1	1	1	1	1	1
Geodetic . . . . .	1	1	1	1	1	-
Tow Target . . . . .	1	1	1	1	1	1
<b>OVERSEAS</b>						
<b>Group</b>						
<u>Total</u> . . . . .	(89) 25	(89) 25	(85) 25	(76) 22	(69) 20	(68) 20
Medium Bombardment (Augmented) . . . . .	-	-	-	-	(3) 1	(3) 1
Medium Bombardment (Standard) . . . . .	(9) 3	(9) 3	(9) 3	(9) 3	(6) 2	(6) 2
Light Bombardment . . . . .	(6) 2	(6) 2	(6) 2	(3) 1	(3) 1	(3) 1
Fighter . . . . .	(33) 11	(33) 11	(33) 11	(30) 10	(27) 9	(27) 9
Fighter All Weather . . . . .	(5) 1	(5) 1	(5) 1	(5) 1	(4) 1	(4) 1
Strategic Reconnaissance . . . . .	(5) 1	(5) 1	(5) 1	(5) 1	(2) 1	(1) 1
Tactical Reconnaissance . . . . .	(5) 1	(5) 1	(3) 1	(1) 1	(1) 1	(1) 1
Reconnaissance Weather . . . . .	(3) 1	(3) 1	(3) 1	(3) 1	(3) 1	(3) 1
Troop Carrier Heavy . . . . .	(21) 6	(21) 6	(19) 6	(19) 6	(19) 6	(19) 6
Troop Carrier Medium . . . . .	(2) 1	(2) 1	(2) 1	(1) 1	(1) 1	(1) 1
<b>Separate Squadron</b>						
<u>Total</u> . . . . .	9	9	7	7	7	6
Liaison . . . . .	4	4	2	1	1	-
Rescue . . . . .	5	5	5	6	6	6

TABLE 1.-- ACTIVATED TACTICAL GROUPS AND SEPARATE SQUADRONS BY TYPE (Continued)

(See headnote on Page 3.)

Type of Unit	FISCAL YEAR 1950					
	31 July 1949	31 August	30 September	31 October	30 November	31 December
<b>WORLDWIDE</b>						
<u>Group</u>						
<u>Total</u> . . . . .	(174) 55	(175) 55	(167) 52	(154) 47	(153) 47	(153) 47
Heavy Bombardment . . . . .	(9) 3	(9) 3	(9) 3	(9) 3	(9) 3	(9) 3
Medium Bombardment (Augmented) . . . . .	(24) 6	(24) 6	(24) 6	(24) 6	(24) 6	(24) 6
Medium Bombardment (Standard) . . . . .	(18) 6	(18) 6	(18) 6	(18) 6	(18) 6	(18) 6
Light Bombardment . . . . .	(6) 2	(6) 2	(6) 2	(4) 1	(4) 1	(4) 1
Fighter . . . . .	(60) 20	(60) 20	(57) 19	(51) 17	(51) 17	(51) 17
Fighter All Weather . . . . .	(9) 3	(9) 3	(9) 3	(9) 3	(9) 3	(9) 3
Strategic Reconnaissance . . . . .	(13) 4	(13) 4	(13) 4	(10) 3	(10) 3	(10) 3
Tactical Reconnaissance . . . . .	(3) 1	(3) 1	(3) 1	(3) 1	(3) 1	(3) 1
Reconnaissance Weather . . . . .	(5) 1	(6) 1	(6) 1	(6) 1	(6) 1	(6) 1
Troop Carrier Heavy . . . . .	(19) 6	(19) 6	(14) 4	(16) 5	(12) 4	(12) 4
Troop Carrier Medium . . . . .	(8) 3	(8) 3	(8) 3	(4) 1	(7) 2	(7) 2
<u>Separate Squadron</u>						
<u>Total</u> . . . . .	10	10	11	13	13	13
Strategic Support . . . . .	2	2	2	2	2	2
Liaison . . . . .	-	-	-	2	2	2
Rescue . . . . .	7	7	8	8	8	8
Tow Target . . . . .	1	1	1	1	1	1
<b>CONTINENTAL US</b>						
<u>Group</u>						
<u>Total</u> . . . . .	(106) 35	(110) 36	(111) 36	(103) 32	(105) 33	(102) 32
Heavy Bombardment . . . . .	(9) 3	(9) 3	(9) 3	(9) 3	(9) 3	(9) 3
Medium Bombardment (Augmented) . . . . .	(21) 5	(21) 5	(21) 5	(21) 5	(24) 6	(24) 6
Medium Bombardment (Standard) . . . . .	(12) 4	(15) 5	(15) 5	(15) 5	(15) 5	(12) 4
Light Bombardment . . . . .	(3) 1	(3) 1	(3) 1	(2) -	(2) -	(2) -
Fighter . . . . .	(33) 11	(33) 11	(33) 11	(27) 9	(27) 9	(27) 9
Fighter All Weather . . . . .	(5) 2	(5) 2	(5) 2	(5) 2	(5) 2	(5) 2
Strategic Reconnaissance . . . . .	(12) 4	(12) 4	(12) 4	(9) 3	(9) 3	(9) 3
Tactical Reconnaissance . . . . .	(2) 1	(2) 1	(2) 1	(2) 1	(2) 1	(2) 1
Reconnaissance Weather . . . . .	(2) 1	(3) 1	(3) 1	(3) 1	(3) 1	(3) 1
Troop Carrier Heavy . . . . .	-	-	-	(6) 2	(5) 2	(5) 2
Troop Carrier Medium . . . . .	(7) 3	(7) 3	(8) 3	(4) 1	(4) -1	(4) 1
<u>Separate Squadron</u>						
<u>Total</u> . . . . .	4	4	7	8	8	8
Strategic Support . . . . .	2	2	2	2	2	2
Liaison . . . . .	-	-	-	1	1	1
Rescue . . . . .	1	1	4	4	4	4
Tow Target . . . . .	1	1	1	1	1	1
<b>OVERSEAS</b>						
<u>Group</u>						
<u>Total</u> . . . . .	(68) 20	(65) 19	(56) 16	(51) 15	(48) 14	(51) 15
Medium Bombardment (Augmented) . . . . .	(3) 1	(3) 1	(3) 1	(3) 1	-	-
Medium Bombardment (Standard) . . . . .	(6) 2	(3) 1	(3) 1	(3) 1	(3) 1	(6) 2
Light Bombardment . . . . .	(3) 1	(3) 1	(3) 1	(2) 1	(2) 1	(2) 1
Fighter . . . . .	(27) 9	(27) 9	(24) 8	(24) 8	(24) 8	(24) 8
Fighter All Weather . . . . .	(4) 1	(4) 1	(4) 1	(4) 1	(4) 1	(4) 1
Strategic Reconnaissance . . . . .	(1) -	(1) -	(1) -	(1) -	(1) -	(1) -
Tactical Reconnaissance . . . . .	(1) -	(1) -	(1) -	(1) -	(1) -	(1) -
Reconnaissance Weather . . . . .	(3) -	(3) -	(3) -	(3) -	(3) -	(3) -
Troop Carrier Heavy . . . . .	(19) 6	(19) 6	(14) 4	(10) 3	(7) 2	(7) 2
Troop Carrier Medium . . . . .	(1) -	(1) -	-	-	(3) 1	(3) 1
<u>Separate Squadron</u>						
<u>Total</u> . . . . .	6	6	4	5	5	5
Liaison . . . . .	-	-	-	1	1	1
Rescue . . . . .	6	6	4	4	4	4



TABLE I--- ACTIVATED TACTICAL GROUPS AND SEPARATE SQUADRONS BY TYPE (Continued)

(See headnote on Page 3..)

156  
13  
169

Type of Unit	FISCAL YEAR 1950 (Continued)					
	31 January (1950)	28 February	31 March	30 April	31 May	30 June
<b>WORLDWIDE</b>						
<u>Group</u>						
<u>Total</u> . . . . .	(153) 47	(153) 47	(153) 47	(154) 47	(154) 47	(156) 46
Heavy Bombardment . . . . .	(9) 3	(9) 3	(9) 3	(9) 3	(9) 3	(9) 3
Medium Bombardment (Augmented) . . . . .	(24) 6	(24) 6	(24) 6	(24) 6	(24) 6	(32) 8
Medium Bombardment (Standard) . . . . .	(18) 6	(18) 6	(18) 6	(18) 6	(18) 6	(12) 4
Light Bombardment . . . . .	(4) 1	(4) 1	(4) 1	(4) 1	(4) 1	(4) 1
Fighter . . . . .	(12) 4	(3) 1	(3) 1	-	-	-
Fighter-Escort . . . . .	-	(3) 1	(3) 1	(3) 1	(3) 1	(3) 1
Fighter-Bomber . . . . .	(18) 6	(21) 7	(21) 7	(21) 7	(21) 7	(21) 7
Fighter-Interceptor . . . . .	(21) 7	(24) 8	(24) 8	(27) 9	(27) 9	(27) 9
Fighter-All Weather . . . . .	(9) 3	(9) 3	(9) 3	(9) 3	(9) 3	(9) 2
Strategic Reconnaissance . . . . .	(10) 3	(10) 3	(10) 3	(11) 3	(11) 3	(11) 3
Tactical Reconnaissance . . . . .	(3) 1	(3) 1	(3) 1	(3) 1	(3) 1	(3) 1
Reconnaissance Weather . . . . .	(6) 1	(6) 1	(6) 1	(6) 1	(6) 1	(6) 1
Troop Carrier Heavy . . . . .	(10) 3	(10) 3	(10) 3	(10) 3	(10) 3	(10) 3
Troop Carrier Medium . . . . .	(9) 3	(9) 3	(9) 3	(9) 3	(9) 3	(9) 3
<u>Separate Squadron</u>						
<u>Total</u> . . . . .	13	13	13	13	13	13
Strategic Support . . . . .	2	2	2	2	2	2
Liaison . . . . .	2	2	2	2	2	2
Rescue . . . . .	8	8	8	8	8	8
Tow Target . . . . .	1	1	1	1	1	1
<b>CONTINENTAL US</b>						
<u>Group</u>						
<u>Total</u> . . . . .	(101) 32	(101) 32	(100) 32	(101) 32	(101) 32	(102) 32
Heavy Bombardment . . . . .	(9) 3	(9) 3	(9) 3	(9) 3	(9) 3	(9) 3
Medium Bombardment (Augmented) . . . . .	(24) 6	(24) 6	(20) 5	(20) 5	(20) 5	(28) 7
Medium Bombardment (Standard) . . . . .	(12) 4	(12) 4	(15) 5	(15) 5	(15) 5	(9) 3
Light Bombardment . . . . .	(2) -	(2) -	(2) -	(2) -	(2) -	(2) -
Fighter . . . . .	(6) 2	(3) 1	(3) 1	-	-	-
Fighter-Escort . . . . .	-	(3) 1	(3) 1	(3) 1	(3) 1	(3) 1
Fighter-Bomber . . . . .	(6) 2	(6) 2	(6) 2	(6) 2	(6) 2	(6) 2
Fighter-Interceptor . . . . .	(15) 5	(15) 5	(15) 5	(18) 6	(18) 6	(18) 6
Fighter-All Weather . . . . .	(5) 2	(5) 2	(5) 2	(5) 2	(5) 2	(5) 2
Strategic Reconnaissance . . . . .	(9) 3	(9) 3	(9) 3	(10) 3	(10) 3	(9) 3
Tactical Reconnaissance . . . . .	(2) 1	(2) 1	(2) 1	(2) 1	(2) 1	(2) 1
Reconnaissance Weather . . . . .	(2) 1	(2) 1	(2) 1	(2) 1	(2) 1	(2) 1
Troop Carrier Heavy . . . . .	(3) 1	(3) 1	(3) 1	(3) 1	(3) 1	(3) 1
Troop Carrier Medium . . . . .	(6) 2	(6) 2	(6) 2	(6) 2	(6) 2	(6) 2
<u>Separate Squadron</u>						
<u>Total</u> . . . . .	8	8	8	8	8	8
Strategic Support . . . . .	2	2	2	2	2	2
Liaison . . . . .	1	1	1	1	1	1
Rescue . . . . .	4	4	4	4	4	4
Tow Target . . . . .	1	1	1	1	1	1
<b>OVERSEAS</b>						
<u>Group</u>						
<u>Total</u> . . . . .	(52) 15	(52) 15	(53) 15	(53) 15	(53) 15	(54) 14
Medium Bombardment (Augmented) . . . . .	-	-	(4) 1	(4) 1	(4) 1	(4) 1
Medium Bombardment (Standard) . . . . .	(6) 2	(6) 2	(3) 1	(3) 1	(3) 1	(3) 1
Light Bombardment . . . . .	(2) 1	(2) 1	(2) 1	(2) 1	(2) 1	(2) 1
Fighter . . . . .	(6) 2	-	-	-	-	-
Fighter-Bomber . . . . .	(12) 4	(15) 5	(15) 5	(15) 5	(15) 5	(15) 5
Fighter-Interceptor . . . . .	(6) 2	(9) 3	(9) 3	(9) 3	(9) 3	(9) 3
Fighter-All Weather . . . . .	(4) 1	(4) 1	(4) 1	(4) 1	(4) 1	(4) 1
Strategic Reconnaissance . . . . .	(1) -	(1) -	(1) -	(1) -	(1) -	(2) -
Tactical Reconnaissance . . . . .	(1) -	(1) -	(1) -	(1) -	(1) -	(1) -
Reconnaissance Weather . . . . .	(4) -	(4) -	(4) -	(4) -	(4) -	(4) -
Troop Carrier Heavy . . . . .	(7) 2	(7) 2	(7) 2	(7) 2	(7) 2	(7) 2
Troop Carrier Medium . . . . .	(3) 1	(3) 1	(3) 1	(3) 1	(3) 1	(3) 1
<u>Separate Squadron</u>						
<u>Total</u> . . . . .	5	5	5	5	5	5
Liaison . . . . .	1	1	1	1	1	1
Rescue . . . . .	4	4	4	4	4	4

TABLE 2.-- ACTIVATED TACTICAL GROUPS AND SEPARATE SQUADRONS, BY COMMAND

(Headnote on Table 1 is also applicable to this table.)

Type of Unit	FISCAL YEAR 1949		FISCAL YEAR 1950			
	31 March	30 June	30 September	31 December	31 March	30 June
<b>CONTINENTAL AIR COMMAND (CONTINENTAL US)</b>						
<u>Group</u>						
<u>Total</u> . . . . .	(46) 17	(44) 16	(45) 16	(39) 13	(39) 13	(39) 13
Light Bombardment . . . . .	(3) 1	(3) 1	(3) 1	(2) -	(2) -	(2) -
Fighter . . . . .	(27) 9	(27) 9	(27) 9	(21) 7	-	-
Fighter-Bomber . . . . .	-	-	-	-	(6) 2	(6) 2
Fighter-Interceptor . . . . .	-	-	-	-	(15) 5	(15) 5
Fighter-All Weather . . . . .	(4) 2	(5) 2	(5) 2	(5) 2	(5) 2	(5) 2
Tactical Reconnaissance . . . . .	(5) 2	(2) 1	(2) 1	(2) 1	(2) 1	(2) 1
Troop Carrier Heavy . . . . .	-	-	-	(5) 2	(3) 1	(3) 1
Troop Carrier Medium . . . . .	(7) 3	(7) 3	(8) 3	(4) 1	(6) 2	(6) 2
<u>Separate Squadron</u>						
<u>Total</u> . . . . .	4	1	1	2	2	2
Liaison . . . . .	3	-	-	1	1	1
Tow Target . . . . .	1	1	1	1	1	1
<b>MILITARY AIR TRANSPORT SERVICE (CONTINENTAL US)</b>						
<u>Group</u>						
<u>Total</u> . . . . .	(2) 1	(2) 1	(3) 1	(3) 1	(2) 1	(2) 1
Reconnaissance Weather . . . . .	(2) 1	(2) 1	(3) 1	(3) 1	(2) 1	(2) 1
<u>Separate Squadron</u>						
<u>Total</u> . . . . .	1	1	4	4	4	4
Rescue . . . . .	1	1	4	4	4	4
<b>STRATEGIC AIR COMMAND (CONTINENTAL US)</b>						
<u>Group</u>						
<u>Total</u> . . . . .	(52) 16	(63) 19	(63) 19	(60) 18	(59) 18	(61) 18
Heavy Bombardment . . . . .	(6) 2	(9) 3	(9) 3	(9) 3	(9) 3	(9) 3
Medium Bombardment . . . . .	(24) 6	(21) 5	(21) 5	(24) 6	(20) 5	(28) 7
Medium Bombardment (Standard) . . . . .	(12) 4	(12) 4	(15) 5	(12) 4	(15) 5	(9) 3
Fighter . . . . .	(6) 2	(9) 3	(6) 2	(6) 2	(3) 1	-
Fighter-Escort . . . . .	-	-	-	-	(3) 1	(3) 1
Fighter-Interceptor . . . . .	-	-	-	-	-	(3) 1
Strategic Reconnaissance . . . . .	(4) 2	(12) 4	(12) 4	(9) 3	(9) 3	(9) 3
<u>Separate Squadron</u>						
<u>Total</u> . . . . .	4	2	2	2	2	2
Photo Reconnaissance (Special) . . . . .	1	-	-	-	-	-
Strategic Support . . . . .	2	2	2	2	2	2
Geodetic . . . . .	1	-	-	-	-	-
<b>ALASKAN AIR COMMAND (OVERSEAS)</b>						
<u>Group</u>						
<u>Total</u> . . . . .	(5) 1	(4) 1	(5) 1	(5) 1	(5) 1	(5) 1
Fighter . . . . .	(3) 1	(3) 1	(3) 1	(3) 1	-	-
Fighter-Interceptor . . . . .	-	-	-	-	(3) 1	(3) 1
Fighter-All Weather . . . . .	(1) -	(1) -	(1) -	(1) -	(1) -	(1) -
Strategic Reconnaissance . . . . .	(1) -	-	-	-	-	-
Troop Carrier Heavy . . . . .	-	-	(1) -	(1) -	(1) -	(1) -
<u>Separate Squadron</u>						
<u>Total</u> . . . . .	1	1	1	1	1	1
Rescue . . . . .	1	1	1	1	1	1

TABLE 2.-- ACTIVATED TACTICAL GROUPS AND SEPARATE SQUADRONS, BY COMMAND (Continued)

(Headnote on Table 1 is also applicable to this table.)

Type of Unit	FISCAL YEAR 1949		FISCAL YEAR 1950			
	31 March	30 June	30 September	31 December	31 March	30 June
<b>CARIBBEAN AIR COMMAND (OVERSEAS)</b>						
<u>Group</u>						
Total	(1) -	(3) 1/2	-	-	-	-
Fighter	-	(3) 1	-	-	-	-
Fighter-All Weather	(1) -	-	-	-	-	-
<u>Separate Squadron</u>						
Total	2	1	-	1/2	1/2	1/2
Liaison	1	-	-	1	1	1
Rescue	1	1	-	-	-	-
<b>CONTINENTAL AIR COMMAND (OVERSEAS)</b>						
<u>Group</u>						
Total	(1) -	(1) -	-	-	-	-
Troop Carrier Medium	(1) -	(1) -	-	-	-	-
<b>FAR EAST AIR FORCES (OVERSEAS)</b>						
<u>Group</u>						
Total	(44) 14	(28) 9	(28) 9	(27) 9	(27) 9	(27) 8
Medium Bombardment (Standard)	(3) 1	(3) 1	(3) 1	(3) 1	(3) 1	(3) 1
Light Bombardment	(6) 2	(3) 1	(3) 1	(2) 1	(2) 1	(2) 1
Fighter	(21) 7	(15) 5	(15) 5	(15) 5	-	-
Fighter-Bomber	-	-	-	-	(9) 3	(9) 3
Fighter-Interceptor	-	-	-	-	(6) 2	(6) 2
Fighter-All Weather	(3) 1	(3) 1	(3) 1	(3) 1	(3) 1	(3) -
Strategic Reconnaissance	(4) 1	-	-	-	-	-
Tactical Reconnaissance	(3) 1	(1) -	(1) -	(1) -	(1) -	(1) -
Troop Carrier Heavy	(3) 1	(3) 1	(3) 1	(3) 1	(3) 1	(3) 1
Troop Carrier Medium	(1) -	-	-	-	-	-
<u>Separate Squadron</u>						
Total	4	-	-	-	-	-
Liaison	1	-	-	-	-	-
Rescue	3	-	-	-	-	-
<b>MILITARY AIR TRANSPORT SERVICE (OVERSEAS)</b>						
<u>Group</u>						
Total	(3) -	(3) -	(3) -	(3) -	(4) -	(4) -
Reconnaissance Weather	(3) -	(3) -	(3) -	(3) -	(4) -	(4) -
<u>Separate Squadron</u>						
Total	-	4	3	3	3	3
Rescue	-	4	3	3	3	3
<b>PACIFIC AIR COMMAND (OVERSEAS)</b>						
<u>Group</u>						
Total	(3) 1/2	-	-	-	-	-
Fighter	(3) 1	-	-	-	-	-
<b>STRATEGIC AIR COMMAND (OVERSEAS)</b>						
<u>Group</u>						
Total	(6) 2	(7) 2	(4) 1	(4) 1	(5) 1	(6) 1
Medium Bombardment (Augmented)	-	(3) 1	(3) 1	-	(4) 1	(4) 1
Medium Bombardment (Standard)	(6) 2	(3) 1	-	(3) 1	-	-
Strategic Reconnaissance	-	(1) -	(1) -	(1) -	(1) -	(2) -
<b>UNITED STATES AIR FORCES IN EUROPE (OVERSEAS)</b>						
<u>Group</u>						
Total	(22) 7	(22) 7	(16) 5	(12) 4	(12) 4	(12) 4
Fighter	(6) 2	(6) 2	(6) 2	(6) 2	-	-
Fighter-Bomber	-	-	-	-	(6) 2	(6) 2
Troop Carrier Heavy	(16) 5	(16) 5	(10) 3	(3) 1	(3) 1	(3) 1
Troop Carrier Medium	-	-	-	(3) 1	(3) 1	(3) 1

TABLE 3.-- TACTICAL GROUPS AND SEPARATE SQUADRONS THAT ARE RECORD UNITS ONLY, BY TYPE

(Record Units presented in this table are Tactical Units as defined in Table 1, reporting assigned Military Strength of approximately one (1) officer and one (1) airmen (and without equipment) whose functions are to maintain records and reports required pending disposition of units, i.e., manning with Military Personnel when sufficient personnel are available, or to redesignate, reorganize, reassign, or inactivate.)

End of Month	Group										Separate Squadron	
	Total	Medium Bombardment (Augmented)	Medium Bombardment (Standard)	Fighter	Fighter-All Weather	Strategic Reconnaissance	Reconnaissance Weather	Troop Carrier, Heavy	Troop Carrier, Medium	Total	Liaison	
WORLDWIDE												
1949												
January . . .	(1) -	(1) -								1	1	
February . . .	(2) -	(1) -								1	1	
March . . .	(5) -	(2) -	(1) -	(1) -						1	1	
April . . .	(3) -	(2) -								1	1	
May . . .	(5) 1	(2) -				(2) 1				1	1	
June . . .	(4) -	(1) -				(2) -				1	1	
July . . .	(3) -	(2) -								1	1	
August . . .	(4) -	(2) -								1	1	
September . . .	(5) -	(2) -				(1) -			(1) -	1	1	
October . . .	(4) 1	(2) -			1					1	1	
November . . .	(3) 1	(2) -			1					1	1	
December . . .	(3) 1	(2) -			1					1	1	
1950												
January . . .	(2) 1	(1) -			1					1	1	
February . . .	(2) 1	(1) -			1					1	1	
March . . .	(1) 1	(1) -			1					1	1	
April . . .	-	-			-					-	-	
May . . .	-	-			-					-	-	
June . . .	(2) -	(2) -			-					1	1	
CONTINENTAL US												
1949												
January . . .	(1) -	(1) -								1	1	
February . . .	(2) -	(1) -								1	1	
March . . .	(3) -	(2) -								1	1	
April . . .	(2) -	(2) -								1	1	
May . . .	(4) 1	(2) -				(2) 1				1	1	
June . . .	(3) -	(1) -				(2) -				1	1	
July . . .	(2) -	(2) -								1	1	
August . . .	(3) -	(2) -								1	1	
September . . .	(4) -	(2) -				(1) -				1	1	
October . . .	(4) -	(2) -								1	1	
November . . .	(3) -	(2) -								1	1	
December . . .	(3) -	(2) -								1	1	
1950												
January . . .	(2) -	(1) -								1	1	
February . . .	(2) -	(1) -								1	1	
March . . .	(1) -	(1) -								1	1	
April . . .	-	-			-					-	-	
May . . .	-	-			-					-	-	
June . . .	(2) -	(2) -			-					1	1	
OVERSEAS												
1949												
January . . .	-	-								1	1	
February . . .	-	-								1	1	
March . . .	(2) -	-	(1) -	(1) -						1	1	
April . . .	(1) -	-								1	1	
May . . .	(1) -	-								1	1	
June . . .	(1) -	-								1	1	
July . . .	(1) -	-								1	1	
August . . .	(1) -	-								1	1	
September . . .	(1) -	-								1	1	
October . . .	1	-			1					1	1	
November . . .	1	-			1					1	1	
December . . .	1	-			1					1	1	
1950												
January . . .	1	-			1					1	1	
February . . .	1	-			1					1	1	
March . . .	1	-			1					1	1	
April . . .	-	-			-					-	-	
May . . .	-	-			-					-	-	
June . . .	-	-			-					-	-	

TABLE 3.-- TACTICAL GROUPS AND SEPARATE SQUADRONS THAT ARE RECORD UNITS ONLY, BY TYPE (Continued)

(Record Units presented in this table are Tactical Units as defined in Table 1, reporting assigned Military Strength of approximately one (1) officer and one (1) airman (and without equipment) whose functions are to maintain records and reports required pending disposition of units, i.e., manning with Military Personnel when sufficient personnel are available, or to redesignate, reorganize, reassign, or inactivate.)

Command	Group									Separate Squadrons	
	Total	Medium Bombardment (Augmented)	Medium Bombardment (Standard)	Fighter	Fighter All Weather	Strategic Reconnaissance	Reconnaissance Weather	Troop Carrier Heavy	Troop Carrier Medium	Total	Liaison
<u>31 March 1949</u>											
Continental Air Command . . . . .	-	-	-	-	-	-	-	-	-	1	1
Military Air Transport Service (US)	(1)	-	-	-	-	-	(1)	-	-	-	-
Strategic Air Command . . . . .	(2)	(2)	-	-	-	-	-	-	-	-	-
Far East Air Forces	(2)	-	(1)	(1)	-	-	-	-	-	-	-
<u>30 June 1949</u>											
Strategic Air Command . . . . .	(3)	(1)	-	-	-	-	(2)	-	-	-	-
US Air Force, Europe	(1)	-	-	-	-	-	-	(1)	-	-	-
<u>30 September 1949</u>											
Military Air Transport Service (US)	(1)	-	-	-	-	-	(1)	-	-	-	-
Strategic Air Command . . . . .	(3)	(2)	-	-	-	(1)	-	-	-	-	-
US Air Force, Europe	(1)	-	-	-	-	-	-	(1)	-	-	-
<u>21 December 1949</u>											
Military Air Transport Service (US)	(1)	-	-	-	-	-	(1)	-	-	-	-
Strategic Air Command . . . . .	(2)	(2)	-	-	-	-	-	-	-	-	-
Far East Air Forces	1	-	-	-	1	-	-	-	-	-	-
<u>31 March 1950</u>											
Strategic Air Command . . . . .	(1)	(1)	-	-	-	-	-	-	-	-	-
Far East Air Forces	1	-	-	-	1	-	-	-	-	-	-
<u>30 June 1950</u>											
Strategic Air Command . . . . .	(2)	(2)	-	-	-	-	-	-	-	-	-

**RESTRICTED**

**RESTRICTED**

# PART II .....

## PERSONNEL

1, MILITARY

2, CIVILIAN





## PERSONNEL - MILITARY AND CIVILIAN

The data presented in this part of the "USAF Statistical Digest" are based on audited factual personnel statistical data of the Directorate of Statistical Services, Hq. USAF, unless otherwise indicated by source. Tables include data for the eighteen month period - January 1949 through June 1950 unless otherwise noted. Generally, the reporting periods shown are quarterly rather than monthly as reported in previous editions.

Throughout the various personnel tables, the terms Worldwide, Continental US, and Overseas are used to denote a generalized geographical location of strength. Definitions of such terms and others affecting this part of the publication may be found under "Glossary" see pages XVI through XXVI. Command changes made during this reporting period and affecting both Military and Civilian Personnel may also be found in the Glossary.

### A - Military Personnel

The contents of this part of the book are arranged mainly in the alphabetical order of the sections - the sections being further divided by tables set up in numerical order.

Tables in this part include only those military personnel on extended active duty. Reserve Forces personnel data are to be found in Part XV.

The Recruiting Activities and Miscellaneous Sections of Military Personnel presents several new tables such as:

Table 34A - "Aviation Cadet and Officer Candidate School Prospects Interviewed and Passed by Recruiting Service Project Officers at Army Areas;"

Table 36 - "Classification Test Scores of USAF Male Enlistees;"

Table 42 - "Strength to be used in Computing Offense Rates;"

Table 49 - "USAF Enlisted Returnees (Without Dependents) By Date of Arrival from Overseas;"

Table 50 - "USAF Enlisted Returnees (Without Dependents) Who Volunteered for Immediate Return to Overseas Duty;"

Table 51 - "USAF Military Decorations and Awards;" and

Table 52 - "Medical Air Evacuation of Military Personnel By Military Air Transport."

Table 42 is shown because Offense rates are no longer based on the assigned strength shown under Military Personnel. (See headnote of the above mentioned table).

No table comparable to Special Table - "Navy Personnel Attached to MATS for Duty" page 87 of the 1948 "USAF Statistical Digest" will be found in this issue.

## PERSONNEL - MILITARY AND CIVILIAN-Continued

## B - Civilian Personnel

New tables reported in this section are:

Table 54 - "Civilian Personnel Strength By State Based on Operating Location;"

Table 56 - "Civilian Personnel Strength By Citizenship Status, By Overseas Command Location;"

Table 57 - "USAF Civilian Personnel Strength in Relation to USAF Defense Civilian Personnel Strength;"

Table 61 - "Physically Impaired Civilian Personnel Employed in Continental US;" and

Table 62 - "Civilian Personnel Man Month Equivalents Employed on MDAP."

Table 62 is based on Public Law 329 - 81st Congress, Chapter 626 - 1st session enacted by the Senate and the House of Representatives of the United States of America in Congress assembled which states that this Act may be cited as the "Mutual Defense Assistance Act of 1949," to promote the foreign policy and provide for the defense and general welfare of the United States, furnishing military and civilian assistance and services to foreign nations. The table does not reflect the actual number of civilian personnel participating as the length of time may vary greatly between individuals but is based on monthly personnel equivalents. Further information on MDAP (Mutual Defense Assistance Program) activities may be found in Part XIV.

TABLE 4.-- COMMAND STRENGTH (WORLDWIDE) OF OFFICER PERSONNEL BY AERONAUTICAL RATING.

BY AERONAUTICAL DESIGNATION AND SPECIALTY RATING

(Figures in parentheses indicate negro personnel and are included in open figures)

Rating and Designation	15 March (1949)	15 June	15 September	15 December	15 March (1950)	15 June
<b>Command Strength - Total . . .</b>	a/ 56,762 b/ (304)	b/ 57,668 c/ (321)	a/ d/ 59,841 e/ (321)	a/ 60,709 e/ (364)	f/ 57,474 g/ (332)	a/ 56,805 h/ (339)
<b>Rated - Total . . . . .</b>	34,822 (148)	35,442 (151)	35,342 (133)	37,417 (163)	35,061 (133)	34,524 (130)
<b>Pilot Rating - Total . . . . .</b>	28,751 (133)	29,293 (138)	28,982 (124)	31,026 (146)	28,950 (122)	28,533 (121)
Command . . . . .	847	883	866	908	910	887
Senior . . . . .	2,151 (-)	2,348 (-)	2,674 (-)	3,119 (2)	3,755 (2)	4,929 (2)
Pilot . . . . .	25,637 (133)	25,944 (138)	25,323 (124)	26,886 (144)	24,170 (120)	22,605 (119)
Service . . . . .	24	16	14	12	13	14
Glider . . . . .	87	100	101	97	99	95
Balloon . . . . .	5	2	4	4	3	3
<b>Non-Pilot Rating - Total . . . . .</b>	6,071 (15)	6,149 (13)	6,360 (9)	6,391 (17)	6,111 (11)	5,991 (9)
Observer (Bmbdr.-Nav.-Radar) . .	464 (3)	544 (1)	633 (1)	615 (1)	640 (1)	813 (1)
Observer (Bombardier-Navigator)	112 (3)	93 (2)	107 (1)	291 (-)	321 (-)	301 (-)
Observer (Non-Specialized) . . .	165 (1)	175 (-)	161 (1)	161 (1)	166 (1)	159 (1)
Observer (Navigator) . . . . .	2,487 (5)	2,614 (7)	2,743 (4)	2,718 (9)	2,531 (6)	2,493 (3)
Observer (Bombardier) . . . . .	1,625 (2)	1,596 (2)	1,525 (1)	1,469 (3)	1,407 (1)	1,204 (1)
Observer (Radar) . . . . .	723 (1)	637 (1)	712 (-)	627 (-)	554 (-)	545 (1)
Observer (Flight Engineer) . . .	329	316	304	306	291	280
Observer (Flexible Gunner) . . .	101 (-)	102 (-)	95 (1)	97 (1)	94 (-)	90 (-)
Observer (Medical) . . . . .	65 (-)	72 (-)	80 (-)	107 (2)	107 (2)	106 (2)
<b>Non-Rated - Total . . . . .</b>	21,940 (155)	22,226 (170)	a/ 24,499 (188)	23,292 (201)	22,413 (199)	22,281 (202)
<b>Aeronautical Designation - Total .</b>	471 (2)	409 (2)	424 (2)	309 (-)	402 (-)	351 (3)
Flight Surgeon . . . . .	225 (2)	185 (2)	162 (2)	153 (-)	233 (-)	185 (-)
Aviation Medical Examiner . . .	107 (-)	65 (-)	109 (-)	12 (-)	20 (-)	19 (2)
Flight Nurse . . . . .	139 (-)	159 (-)	151 (-)	144 (-)	149 (-)	147 (1)
<b>Speciality Rating - Total . . . . .</b>	23	22	13	19	18	16
Liaison Pilot, Fld. Arty. or Inf.	4	3	3	6	4	2
Parachutist . . . . .	11	11	9	12	12	13
Gliderman . . . . .	4	-	1	1	2	1
Combat Infantry Man . . . . .	-	2	-	-	-	-
Expert Infantry Man . . . . .	1	1	-	-	-	-
Medical Man - Combat . . . . .	-	-	-	-	-	-
Parachutist - Gliderman . . . . .	2	3	-	-	-	-
Medical Man - Combat Parachutist	1	1	-	-	-	-
Medical Man - Combat Gliderman	-	1	-	-	-	-
Combat Infantry Man - Parachutist	-	-	-	-	-	-
<b>Personnel With No Rating or Designation - Total . . . . .</b>	20,484 (149)	21,147 (162)	21,817 (172)	22,186 (195)	21,725 (197)	21,025 (196)
<b>Personnel whose Rating Information is not Available - Total . . . . .</b>	962 (8)	648 (6)	2,225 (13)	778 (6)	268 (2)	889 (10)

a/ Includes 45 SCARNAF Negro Officer Personnel.

b/ Includes 49 SCARNAF Negro Officer Personnel.

c/ Includes 900 officer personnel for whom grade, component, and aeronautical rating data are not available.

d/ Includes 36 SCARNAF Negro Officer Personnel.

e/ Includes 23 SCARNAF Negro Officer Personnel.

f/ Includes 15 SCARNAF Negro Officer Personnel. Above information for March 1950 not published in SC-PS-1 as of 1 April 1950 due to questionable data.

g/ Includes 10 SCARNAF Negro Officer Personnel.

TABLE 5.-- COMMAND STRENGTH (WORLDWIDE) OF OFFICER PERSONNEL, BY AERONAUTICAL STATUS,  
BY COMMAND  
(See Table 18 for Command Changes.)

Command and Aeronautical Status	FISCAL YEAR 1949		FISCAL YEAR 1950			
	March (1949)	June	September	December	March (1950)	June
	CONTINENTAL US					
<b>Total</b> . . . . .	<u>40,996</u>	<u>42,040</u>	<u>46,321</u>	<u>47,969</u>	<u>45,776</u>	<u>45,054</u>
<b>Pilot - Total</b> . . . . .	<u>20,043</u>	<u>20,548</u>	<u>21,638</u>	<u>24,406</u>	<u>22,846</u>	<u>22,186</u>
<b>Non-Pilot - Total</b> . . . . .	<u>4,453</u>	<u>4,683</u>	<u>5,170</u>	<u>5,369</u>	<u>5,233</u>	<u>5,159</u>
<b>Non-Rated - Total</b> . . . . .	<u>16,500</u>	<u>16,809</u>	<u>19,513</u>	<u>18,194</u>	<u>17,695</u>	<u>17,709</u>
<b>Permanent Party - Total</b> . . . . .	<u>35,452</u>	<u>36,499</u>	<u>39,007</u>	<u>40,918</u>	<u>39,010</u>	<u>38,079</u>
Pilot . . . . .	17,585	18,229	19,299	21,312	19,875	19,081
Non-Pilot . . . . .	3,442	3,601	3,965	4,206	4,100	4,381
Non-Rated . . . . .	14,426	14,669	15,743	15,400	15,035	14,617
<b>Headquarters US Air Force - Total</b> . . . . .	<u>2,119</u>	<u>2,180</u>	<u>2,279</u>	<u>2,274</u>	<u>2,242</u>	<u>2,245</u>
Pilot . . . . .	949	997	1,042	1,037	1,037	1,074
Non-Pilot . . . . .	116	113	111	99	98	97
Non-Rated . . . . .	1,054	1,070	1,126	1,138	1,107	1,074
<b>Air Engineering Development Division - Total</b> . . . . .	-	-	-	-	13	19
Pilot . . . . .	-	-	-	-	6	7
Non-Pilot . . . . .	-	-	-	-	-	-
Non-Rated . . . . .	-	-	-	-	7	12
<b>Long Range Proving Ground Division - Total</b> . . . . .	-	-	-	-	-	29
Pilot . . . . .	-	-	-	-	-	10
Non-Pilot . . . . .	-	-	-	-	-	-
Non-Rated . . . . .	-	-	-	-	-	19
<b>Strategic Air Command - Total</b> . . . . .	<u>6,397</u>	<u>8,117</u>	<u>9,139</u>	<u>9,811</u>	<u>9,174</u>	<u>9,004</u>
Pilot . . . . .	3,109	3,960	4,460	4,927	4,420	4,039
Non-Pilot . . . . .	1,733	2,072	2,458	2,607	2,544	2,727
Non-Rated . . . . .	1,555	2,085	2,221	2,277	2,210	2,238
<b>Continental Air Command - Total</b> . . . . .	<u>8,438</u>	<u>7,714</u>	<u>7,792</u>	<u>7,739</u>	<u>7,497</u>	<u>7,071</u>
Pilot . . . . .	4,683	4,532	4,129	4,418	4,283	4,202
Non-Pilot . . . . .	420	273	221	200	212	236
Non-Rated . . . . .	3,335	2,909	3,442	3,121	3,002	2,633
<b>Military Air Transport Service - Total</b> . . . . .	<u>4,802</u>	<u>4,535</u>	<u>4,799</u>	<u>5,122</u>	<u>4,524</u>	<u>4,491</u>
Pilot . . . . .	2,791	2,614	2,924	3,114	2,639	2,600
Non-Pilot . . . . .	406	361	337	363	282	311
Non-Rated . . . . .	1,605	1,560	1,538	1,645	1,603	1,580
<b>Air Proving Ground - Total</b> . . . . .	<u>573</u>	<u>527</u>	<u>601</u>	<u>666</u>	<u>638</u>	<u>666</u>
Pilot . . . . .	261	239	285	349	322	315
Non-Pilot . . . . .	54	50	51	50	59	60
Non-Rated . . . . .	258	248	265	267	257	291
<b>Air Materiel Command - Total</b> . . . . .	<u>2,028</u>	<u>2,236</u>	<u>3,040</u>	<u>3,226</u>	<u>3,164</u>	<u>3,009</u>
Pilot . . . . .	1,403	1,313	1,405	1,510	1,430	1,353
Non-Pilot . . . . .	141	132	128	117	116	115
Non-Rated . . . . .	1,484	1,491	1,507	1,599	1,618	1,541
<b>Air Training Command - Total</b> . . . . .	<u>6,629</u>	<u>6,585</u>	<u>7,080</u>	<u>7,734</u>	<u>7,502</u>	<u>7,106</u>
Pilot . . . . .	3,219	3,149	3,423	4,039	3,805	3,624
Non-Pilot . . . . .	438	434	497	584	609	657
Non-Rated . . . . .	2,982	3,002	3,160	3,111	3,088	2,825
<b>Air University - Total</b> . . . . .	<u>1,133</u>	<u>1,110</u>	<u>1,143</u>	<u>1,363</u>	<u>1,320</u>	<u>1,416</u>
Pilot . . . . .	530	525	546	699	704	765
Non-Pilot . . . . .	53	50	50	51	46	53
Non-Rated . . . . .	550	535	547	613	570	598

TABLE 5.-- COMMAND STRENGTH (WORLDWIDE) OF OFFICER PERSONNEL, BY AERONAUTICAL STATUS,  
BY COMMAND (Continued)

Command and Aeronautical Status	FISCAL YEAR 1949		FISCAL YEAR 1950			
	March (1949)	June	September	December	March (1950)	June
CONTINENTAL US (Continued)						
<u>Headquarters Command, USAF - Total</u> . . . . .	<u>2,251</u>	<u>2,688</u>	<u>2,018</u>	<u>2,727</u>	<u>2,579</u>	<u>2,603</u>
Pilot. . . . .	636	881	1,072	1,123	1,085	931
Non-Pilot. . . . .	80	113	108	117	110	98
Non-Rated. . . . .	1,535	1,694	1,838	1,487	1,384	1,574
<u>USAF Security Service - Total</u> . . . . .	<u>62</u>	<u>97</u>	<u>116</u>	<u>120</u>	<u>167</u>	<u>190</u>
Pilot. . . . .	4	19	13	34	54	69
Non-Pilot. . . . .	1	3	4	4	8	7
Non-Rated. . . . .	58	75	99	82	105	120
<u>Special Weapons Command - Total</u> . . . . .	<u>-</u>	<u>-</u>	<u>-</u>	<u>136</u>	<u>183</u>	<u>193</u>
Pilot. . . . .	-	-	-	62	87	86
Non-Pilot. . . . .	-	-	-	14	16	18
Non-Rated. . . . .	-	-	-	60	80	89
<u>Research and Development Command - Total</u> . . . . .	<u>-</u>	<u>-</u>	<u>-</u>	<u>-</u>	<u>7</u>	<u>17</u>
Pilot. . . . .	-	-	-	-	3	12
Non-Pilot. . . . .	-	-	-	-	-	2
Non-Rated. . . . .	-	-	-	-	4	23
<u>Pipeline - Total</u> . . . . .	<u>5,543</u>	<u>5,541</u>	<u>6,474</u>	<u>7,051</u>	<u>6,764</u>	<u>6,975</u>
Pilot. . . . .	2,458	2,319	2,339	3,094	2,971	3,105
Non-Pilot. . . . .	1,011	1,082	1,205	1,163	1,133	778
Non-Pilot. . . . .	2,074	2,140	2,870	2,794	2,660	3,092
OVERSEAS						
<u>Total</u> . . . . .	<u>15,766</u>	<u>15,628</u>	<u>13,520</u>	<u>12,740</u>	<u>11,700</u>	<u>11,751</u>
<u>Pilot - Total</u> . . . . .	<u>8,708</u>	<u>8,745</u>	<u>7,344</u>	<u>6,620</u>	<u>6,104</u>	<u>6,347</u>
<u>Non-Pilot - Total</u> . . . . .	<u>1,618</u>	<u>1,466</u>	<u>1,190</u>	<u>1,022</u>	<u>878</u>	<u>832</u>
<u>Non-Rated - Total</u> . . . . .	<u>5,440</u>	<u>5,417</u>	<u>4,986</u>	<u>5,098</u>	<u>4,718</u>	<u>4,572</u>
<u>Far East Air Forces - Total</u> . . . . .	<u>5,368</u>	<u>4,584</u>	<u>4,174</u>	<u>4,293</u>	<u>3,848</u>	<u>3,725</u>
Pilot. . . . .	3,160	2,586	2,335	2,445	2,162	2,099
Non-Pilot. . . . .	655	509	432	392	327	297
Non-Rated. . . . .	1,553	1,489	1,407	1,456	1,359	1,329
<u>US Air Force, Europe - Total</u> . . . . .	<u>4,256</u>	<u>4,902</u>	<u>3,618</u>	<u>2,464</u>	<u>2,185</u>	<u>2,170</u>
Pilot. . . . .	2,612	3,263	2,264	1,361	1,227	1,247
Non-Pilot. . . . .	325	275	186	120	112	110
Non-Rated. . . . .	1,319	1,384	1,168	983	846	813
<u>Military Air Transport Service - Total</u> . . . . .	<u>2,918</u>	<u>3,269</u>	<u>3,151</u>	<u>3,113</u>	<u>2,992</u>	<u>3,071</u>
Pilot. . . . .	1,533	1,689	1,619	1,597	1,548	1,706
Non-Pilot. . . . .	355	418	381	344	304	289
Non-Rated. . . . .	1,030	1,162	1,151	1,172	1,140	1,076
<u>Alaskan Air Command - Total</u> . . . . .	<u>1,319</u>	<u>1,292</u>	<u>1,402</u>	<u>1,211</u>	<u>1,254</u>	<u>1,248</u>
Pilot. . . . .	531	511	607	555	594	618
Non-Pilot. . . . .	154	111	117	91	76	65
Non-Rated. . . . .	634	670	678	565	584	565
<u>Caribbean Air Command - Total</u> . . . . .	<u>998</u>	<u>944</u>	<u>614</u>	<u>472</u>	<u>354</u>	<u>215</u>
Pilot. . . . .	460	484	308	232	184	126
Non-Pilot. . . . .	80	58	17	10	6	3
Non-Rated. . . . .	458	402	289	230	164	86
<u>Pacific Air Command - Total</u> . . . . .	<u>538</u>	<u>-</u>	<u>-</u>	<u>-</u>	<u>-</u>	<u>-</u>
Pilot. . . . .	285	-	-	-	-	-
Non-Pilot. . . . .	39	-	-	-	-	-
Non-Rated. . . . .	214	-	-	-	-	-

TABLE 5.-- COMMAND STRENGTH (WORLDWIDE) OF OFFICER PERSONNEL, BY AERONAUTICAL STATUS,  
BY COMMAND (Continued)

Command and Aeronautical Status	FISCAL YEAR 1949		FISCAL YEAR 1950			
	March (1949)	June	September	December	March (1950)	June
<b>OVERSEAS (Continued)</b>						
<b>Headquarters Command USAF - Total</b> . . . . .	-	-	-	603	522	690
Pilot . . . . .	-	-	-	206	180	303
Non-Pilot . . . . .	-	-	-	6	6	15
Non-Rated . . . . .	-	-	-	391	336	372
<b>Third Air Division - Total</b> . . . . .	368	502	496	488	453	458
Pilot . . . . .	127	181	186	185	172	175
Non-Pilot . . . . .	10	16	21	24	20	20
Non-Rated . . . . .	232	305	289	279	261	263
<b>Strategic Air Command - Total</b> . . . . .	-	135	65	70	61	134
Pilot . . . . .	-	51	25	30	28	60
Non-Pilot . . . . .	-	79	36	33	26	31
Non-Rated . . . . .	-	5	4	7	7	43
<b>U.S. Security Service - Total</b> . . . . .	-	-	-	26	21	40
Pilot . . . . .	-	-	-	9	9	13
Non-Pilot . . . . .	-	-	-	2	1	2
Non-Rated . . . . .	-	-	-	15	21	25

a/ Includes 900 officer personnel for whom information is not available.

TABLE 6.-- COMMAND STRENGTH (WORLDWIDE) OF OFFICER PERSONNEL, BY AERONAUTICAL STATUS,  
BY GRADE IN WHICH SERVING

Month <sup>a/</sup>	Total	Grade							
		General	Colonel	Lieutenant Colonel	Major	Captain	First Lieutenant	Second Lieutenant	Warrant Officer
PILOT									
1949									
January . . . . .	27,987	184	1,213	1,602	3,013	8,190	12,587	1,188	10
February . . . . .	28,266	188	1,213	1,555	3,026	8,334	12,735	1,208	7
March . . . . .	28,751	183	1,210	1,576	2,994	8,353	12,996	1,432	7
April . . . . .	29,164	184	1,243	1,750	2,977	8,459	13,144	1,399	8
May . . . . .	29,272	185	1,243	1,715	2,993	8,520	13,281	1,324	11
June . . . . .	29,293	186	1,255	1,743	2,945	9,084	12,736	1,333	11
July . . . . .	29,540	188	1,242	1,757	2,986	9,250	12,502	1,607	8
August . . . . .	29,488	187	1,238	1,752	3,026	9,274	12,418	1,584	9
September . . . . .	28,982	201	1,235	1,729	3,274	8,819	12,177	1,539	8
October . . . . .	30,375	200	1,263	1,776	3,400	9,013	12,604	2,108	11
November . . . . .	30,611	199	1,286	1,796	3,463	9,102	12,680	2,072	13
December . . . . .	31,026	198	1,280	1,812	3,465	9,256	12,803	2,199	13
1950									
January . . . . .	b/	b/	b/	b/	b/	b/	b/	b/	b/
February . . . . .	29,331	204	1,267	1,837	3,517	9,015	11,466	2,013	12
March . . . . .	28,950	204	1,281	1,870	3,496	8,926	11,276	1,887	10
April . . . . .	28,931	204	1,266	1,842	3,488	8,887	11,226	2,009	9
May . . . . .	28,899	200	1,264	1,821	3,478	8,867	11,127	2,133	9
June . . . . .	28,533	200	1,262	1,820	3,450	8,829	10,996	1,965	11
OTHER RATED									
1949									
January . . . . .	6,095	3	54	89	410	1,579	3,669	269	22
February . . . . .	6,163	3	47	83	400	1,632	3,691	285	14
March . . . . .	6,071	5	52	86	387	1,579	3,693	255	14
April . . . . .	6,106	5	59	107	348	1,596	3,723	260	8
May . . . . .	6,125	5	59	104	342	1,594	3,756	256	9
June . . . . .	6,149	5	59	102	347	1,706	3,662	259	9
July . . . . .	6,159	3	61	100	344	1,787	3,595	261	8
August . . . . .	6,335	4	61	99	375	1,843	3,668	276	9
September . . . . .	6,360	8	58	97	393	1,808	3,701	290	5
October . . . . .	6,350	11	59	103	397	1,833	3,678	264	5
November . . . . .	6,361	11	60	110	411	1,848	3,665	252	4
December . . . . .	6,391	10	62	115	408	1,871	3,669	251	5
1950									
January . . . . .	b/	b/	b/	b/	b/	b/	b/	b/	b/
February . . . . .	6,145	9	64	127	442	1,965	3,328	206	4
March . . . . .	6,111	9	67	134	438	1,949	3,322	185	7
April . . . . .	6,079	8	66	134	441	1,948	3,316	159	7
May . . . . .	6,054	9	65	132	440	1,950	3,294	155	9
June . . . . .	5,991	9	66	133	434	1,940	3,284	116	9
NON-RATED									
1949									
January . . . . .	21,352	15	589	1,597	3,867	7,304	5,078	1,283	1,619
February . . . . .	21,663	15	588	1,649	3,917	7,425	5,080	1,245	1,744
March . . . . .	21,940	13	583	1,602	3,939	7,412	5,244	1,243	1,904
April . . . . .	22,015	15	568	1,831	3,724	7,507	5,211	1,127	2,032
May . . . . .	22,125	15	562	1,840	3,722	7,595	5,184	1,150	2,057
June . . . . .	22,226	16	591	1,894	3,753	7,791	4,946	1,155	2,080
July . . . . .	23,119	17	598	1,906	3,778	7,939	5,087	1,763	2,031
August . . . . .	23,289	16	570	1,918	3,822	7,907	5,108	1,900	2,048
September . . . . .	24,499	21	572	1,905	4,082	7,687	5,362	1,938	2,032
October . . . . .	23,768	20	559	1,910	4,140	7,679	5,469	1,936	2,055
November . . . . .	23,514	19	537	1,887	4,068	7,635	5,328	2,006	2,034
December . . . . .	23,292	17	535	1,861	4,092	7,616	5,225	1,904	2,042
1950									
January . . . . .	b/	b/	b/	b/	b/	b/	b/	b/	b/
February . . . . .	22,800	18	515	2,028	3,973	7,161	5,073	2,004	2,028
March . . . . .	22,413	18	502	2,005	3,922	6,926	4,969	2,015	2,056
April . . . . .	22,066	17	494	1,954	3,856	6,839	4,853	1,984	2,069
May . . . . .	21,973	18	488	1,924	3,818	6,804	4,913	1,950	2,058
June . . . . .	22,281	18	489	1,968	3,797	6,817	5,026	2,120	2,046

<sup>a/</sup> Dates are as of the 15th of the month except for January, 1949 which is as of the 31st.

<sup>b/</sup> Data not available.

<sup>c/</sup> Includes 900 Officers for whom information is not available.

TABLE 7.-- COMMAND STRENGTH (WORLDWIDE) OF OFFICER PERSONNEL, BY COMPONENT

(Break to show colored not available)

Month	Command Strength	Regular		Reserves		National Guard		Other	
		Air Force	Army	US Air Force Reserve	Officers Reserve Corps (Army)	Air	Ground (Army)	AFUS	AUS (Army)
<b>1949</b>									
January	55,434	18,233	1,149	31,190	2,579	27	4	1,478	774
February	57,043	18,498	1,166	32,768	2,679	28	8	1,240	656
March	57,248	18,718	1,182	32,903	2,652	24	12	1,110	647
April	57,402	18,809	1,171	32,943	2,593	25	9	1,216	636
May	57,570	18,991	1,136	33,385	2,494	23	10	997	534
June	57,851	19,298	1,134	33,566	2,436	20	8	965	424
July	59,120	20,022	817	35,324	1,683	13	9	1,014	238
August	59,754	20,705	362	36,404	1,142	21	7	1,016	97
September	60,513	20,907	293	37,259	984	12	4	992	62
October	60,687	21,113	257	37,295	971	15	2	981	53
November	60,628	21,062	241	37,424	938	13	2	908	40
December	60,770	21,008	220	37,697	884	11	2	915	33
<b>1950</b>									
January	58,908	21,261	173	35,741	771	14	1	916	31
February	57,827	21,135	168	34,817	735	14	2	929	27
March	57,577	21,206	169	34,399	773	17	2	989	22
April	56,910	21,170	158	33,941	716	13	1	892	19
May	56,770	21,208	149	33,829	692	13	1	864	14
June	57,006	21,357	137	34,005	601	14	-	881	11

TABLE 8.-- COMMAND STRENGTH BY DEPARTMENTAL STATUS, BY TYPE OF PERSONNEL

End of Month	WORLDWIDE				USAF				SCARWAP <sup>a/</sup>			
	Total	Officer	Warrant Officer	En-listed Personnel	Total	Officer	Warrant Officer	En-listed Personnel	Total	Officer	Warrant Officer	En-listed Personnel
<b>1949</b>												
January	415,576	53,783	1,651	360,142	392,776	49,345	1,583	341,848	22,800	4,438	68	18,294
February	417,028	55,155	1,888	359,985	394,252	50,721	1,813	341,718	22,776	4,434	75	18,267
March	417,024	55,226	2,022	359,776	394,074	50,818	1,937	341,319	22,950	4,408	85	18,457
April	418,494	55,329	2,073	361,092	395,010	51,003	1,990	342,017	23,484	4,326	83	19,075
May	418,037	55,478	2,092	360,467	393,995	51,367	2,029	340,599	24,042	4,111	63	19,868
June	419,347	55,773	2,078	361,496	396,852	51,824	2,025	343,003	22,495	3,949	53	18,493
July	422,515	57,058	2,062	363,395	404,372	54,354	2,019	347,999	18,143	2,704	43	15,396
August	419,919	57,675	2,079	360,165	403,146	56,096	2,050	345,000	16,773	1,579	29	15,165
September	418,296	58,433	2,080	357,783	401,711	57,114	2,056	342,541	16,585	1,319	24	15,242
October	416,973	58,612	2,075	356,286	399,209	57,350	2,054	339,805	17,764	1,262	21	16,481
November	416,316	58,570	2,058	355,688	398,133	57,367	2,040	338,726	18,183	1,203	18	16,962
December	413,286	58,711	2,059	352,516	395,531	57,591	2,040	335,900	17,755	1,120	19	16,616
<b>1950</b>												
January	415,004	56,844	2,064	356,096	398,171	55,791	2,045	340,335	16,833	1,053	19	15,761
February	414,595	55,761	2,066	356,768	398,639	54,758	2,052	341,829	15,956	1,003	14	14,939
March	412,306	55,490	2,087	354,729	397,011	54,538	2,073	340,400	15,295	952	14	14,329
April	410,200	54,827	2,083	353,290	395,355	53,944	2,072	339,339	14,845	883	11	13,951
May	408,844	54,692	2,078	352,074	394,423	53,847	2,067	338,509	14,421	845	11	13,565
June	411,277	54,914	2,092	354,271	397,484	54,174	2,083	341,217	13,793	740	9	13,044

<sup>a/</sup> Includes Naval Personnel.



TABLE 9.-- COMMAND STRENGTH (WORLDWIDE) BY FUNCTIONAL GROUP

End of Month	USAF Total	Permanent Party				Pipeline	
		Total	T/O and E Units	T/D (Special) Units	T/D Units	Students a/	Other Pipeline
<u>1949</u>							
<u>January</u>							
Officers and Warrant Officers . . .	55,434	49,822	20,188	77	29,557	4,017	1,595
Enlisted . . . . .	360,142	296,898	146,372	481	150,045	39,139	24,105
<u>February</u>							
Officers and Warrant Officers . . .	57,043	50,748	20,340	74	30,334	4,357	1,938
Enlisted . . . . .	359,985	302,104	146,902	452	154,750	37,152	20,729
<u>March</u>							
Officers and Warrant Officers . . .	57,248	51,238	21,357	88	29,793	3,866	2,144
Enlisted . . . . .	359,776	306,124	149,107	464	156,553	35,064	18,588
<u>April</u>							
Officers and Warrant Officers . . .	57,402	51,568	20,853	82	30,633	3,935	1,899
Enlisted . . . . .	361,092	306,643	144,880	328	161,435	33,849	20,600
<u>May</u>							
Officers and Warrant Officers . . .	57,570	51,544	21,433	78	30,033	4,036	1,990
Enlisted . . . . .	360,467	308,122	148,199	322	159,601	32,787	19,558
<u>June</u>							
Officers and Warrant Officers . . .	57,851	51,496	21,693	b/	29,803	4,246	2,109
Enlisted . . . . .	361,496	302,743	148,135	b/	154,608	36,455	22,298
<u>July</u>							
Officers and Warrant Officers . . .	59,120	52,326	22,581	b/	29,745	4,958	1,836
Enlisted . . . . .	363,395	300,408	150,518	b/	149,890	39,716	23,271
<u>August</u>							
Officers and Warrant Officers . . .	59,754	52,611	22,067	b/	30,544	5,222	1,921
Enlisted . . . . .	360,165	294,978	146,556	b/	148,422	41,488	23,699
<u>September</u>							
Officers and Warrant Officers . . .	60,513	52,021	21,678	b/	30,343	6,234	2,258
Enlisted . . . . .	357,783	285,888	140,791	b/	145,097	42,835	29,060
<u>October</u>							
Officers and Warrant Officers . . .	60,687	52,817	21,326	b/	31,491	5,791	2,079
Enlisted . . . . .	356,286	286,682	133,946	b/	152,736	43,785	25,819
<u>November</u>							
Officers and Warrant Officers . . .	60,628	53,001	21,664	b/	31,337	5,791	1,836
Enlisted . . . . .	355,688	286,140	135,375	b/	150,765	45,113	24,435
<u>December</u>							
Officers and Warrant Officers . . .	60,770	53,494	21,915	b/	31,579	5,787	1,489
Enlisted . . . . .	352,516	285,106	136,259	b/	148,847	44,286	23,124
<u>1950</u>							
<u>January</u>							
Officers and Warrant Officers . . .	58,908	51,771	21,051	b/	30,720	5,827	1,310
Enlisted . . . . .	356,096	282,139	136,078	b/	146,061	50,096	23,861
<u>February</u>							
Officers and Warrant Officers . . .	57,827	50,936	20,796	b/	30,140	5,917	974
Enlisted . . . . .	356,768	283,000	137,928	b/	145,072	54,555	19,213
<u>March</u>							
Officers and Warrant Officers . . .	57,577	50,306	20,889	b/	29,417	6,153	1,118
Enlisted . . . . .	354,729	281,893	138,024	b/	143,869	55,848	16,988
<u>April</u>							
Officers and Warrant Officers . . .	56,910	49,926	20,902	b/	29,024	5,901	1,083
Enlisted . . . . .	353,290	284,128	140,431	b/	143,697	53,911	15,251
<u>May</u>							
Officers and Warrant Officers . . .	56,770	49,617	20,718	b/	28,899	5,958	1,195
Enlisted . . . . .	352,074	283,918	140,616	b/	143,302	51,372	16,784
<u>June</u>							
Officers and Warrant Officers . . .	57,006	49,535	20,188	b/	29,347	6,335	1,136
Enlisted . . . . .	354,271	285,237	137,920	b/	147,317	53,030	16,004

a/ Includes USAF Students attending Army Schools on an assigned status.  
b/ As of June 1949, Table of Distribution(Special)was phased out.



TABLE 12.-- COMMISSIONED OFFICERS WITH USAF, BY GRADE IN WHICH SERVING

Control Branch	Total	Grade						
		General	Colonel	Lieutenant Colonel	Major	Captain	First Lieutenant	Second Lieutenant
<u>31 March 1949 - Total</u> . . . . .	<u>4,408</u>	<u>4</u>	<u>119</u>	<u>313</u>	<u>602</u>	<u>1,885</u>	<u>1,434</u>	<u>51</u>
Adjutant General's Department . . . . .	45	-	1	4	11	19	10	-
Army Nurse Corps . . . . .	650	-	-	-	11	167	466	6
Cavalry . . . . .	5	-	1	1	-	2	1	-
Chemical Corps . . . . .	16	-	1	1	7	4	3	-
Coast Artillery Corps . . . . .	9	-	1	1	2	3	2	-
Coast and Geodetic Survey Officer . . . . .	1	-	1	-	-	-	-	-
Corps of Chaplains . . . . .	437	-	5	36	92	274	30	-
Corps of Engineers . . . . .	808	-	9	72	109	247	358	13
Corps of Military Police . . . . .	45	-	-	5	10	19	11	-
Dental Corps . . . . .	278	-	8	57	83	77	53	-
Field Artillery . . . . .	8	-	1	2	2	2	1	-
Finance Department . . . . .	79	-	2	12	22	31	12	-
General Officer . . . . .	3	3	-	-	-	-	-	-
Infantry . . . . .	54	-	1	10	10	24	9	-
Judge Advocate General's Department . . . . .	2	-	-	1	1	-	-	-
Medical Corps . . . . .	953	1	76	71	78	615	112	-
Medical Services Corps . . . . .	516	-	-	11	61	216	199	29
Military Intelligence . . . . .	1	-	-	-	-	1	-	-
Ordnance Department . . . . .	134	-	3	13	29	51	37	1
Quartermaster Corps . . . . .	98	-	5	8	22	38	25	-
Signal Corps . . . . .	164	-	2	2	13	65	82	-
Special Services . . . . .	1	-	-	1	-	-	-	-
Staff and Administrative . . . . .	1	-	-	1	-	-	-	-
Transportation Corps . . . . .	12	-	-	1	3	8	-	-
Veterinary Corps . . . . .	62	-	2	3	36	16	3	2
Women's Army Corps . . . . .	4	-	-	-	-	2	2	-
Women's Medical Specialist Corps . . . . .	22	-	-	-	-	4	18	-
<u>31 June 1949 - Total</u> . . . . .	<u>3,949</u>	<u>4</u>	<u>131</u>	<u>305</u>	<u>555</u>	<u>1,649</u>	<u>1,240</u>	<u>65</u>
Adjutant General's Department . . . . .	21	-	-	3	7	7	4	-
Army Nurse Corps . . . . .	683	-	-	-	12	248	405	18
Cavalry . . . . .	4	-	1	-	-	2	1	-
Chemical Corps . . . . .	6	-	1	1	4	-	-	-
Coast Artillery Corps . . . . .	3	-	1	-	1	1	-	-
Coast and Geodetic Survey Officer . . . . .	1	-	1	-	-	-	-	-
Corps of Chaplains . . . . .	445	-	10	38	101	252	44	-
Corps of Engineers . . . . .	675	-	7	67	81	211	290	19
Corps of Military Police . . . . .	37	-	-	4	5	19	9	-
Dental Corps . . . . .	308	-	12	59	94	76	67	-
Field Artillery . . . . .	5	-	1	2	1	-	1	-
Finance Department . . . . .	56	-	2	10	13	23	8	-
General Officer . . . . .	4	4	-	-	-	-	-	-
Infantry . . . . .	30	-	1	5	7	12	5	-
Judge Advocate General's Department . . . . .	-	-	-	-	-	-	-	-
Medical Corps . . . . .	743	-	85	75	68	418	97	-
Medical Services Corps . . . . .	556	-	-	15	78	251	188	24
Military Intelligence . . . . .	-	-	-	-	-	-	-	-
Ordnance Department . . . . .	85	-	2	11	23	26	23	-
Quartermaster Corps . . . . .	53	-	3	7	12	20	11	-
Signal Corps . . . . .	140	-	2	2	8	61	67	-
Special Services . . . . .	-	-	-	-	-	-	-	-
Staff and Administrative . . . . .	-	-	-	-	-	-	-	-
Transportation Corps . . . . .	7	-	-	1	3	2	1	-
Veterinary Corps . . . . .	65	-	2	5	37	15	4	2
Women's Army Corps . . . . .	2	-	-	-	-	-	2	-
Women's Medical Specialist Corps . . . . .	20	-	-	-	-	5	13	2

TABLE 12.-- COMMISSIONED OFFICERS WITH USAF, BY GRADE IN WHICH SERVING (Continued)

Control Branch	Total	Grade						
		General	Colonel	Lieutenant Colonel	Major	Captain	First Lieutenant	Second Lieutenant
<u>30 September 1949 - Total</u> . . . . .	<u>1,242</u>	-	<u>26</u>	<u>89</u>	<u>155</u>	<u>463</u>	<u>472</u>	<u>27</u>
Adjutant General's Department . . . . .	8	-	-	1	3	3	1	-
Army Nurse Corps . . . . .	69	-	-	-	2	26	37	4
Cavalry . . . . .	1	-	-	-	-	1	-	-
Chemical Corps . . . . .	1	-	-	-	-	1	-	-
Coast Artillery Corps . . . . .	2	-	-	-	1	1	-	-
Coast and Geodetic Survey Officer . . . . .	1	-	1	-	-	-	-	-
Corps of Chaplains . . . . .	48	-	2	2	11	31	2	-
Corps of Engineers . . . . .	544	-	7	51	64	163	234	25
Corps of Military Police . . . . .	15	-	-	1	3	8	3	-
Dental Corps . . . . .	53	-	-	8	14	17	14	-
Field Artillery . . . . .	2	-	1	-	1	-	-	-
Finance Department . . . . .	24	-	1	6	5	10	2	-
General Officer . . . . .	-	-	-	-	-	-	-	-
Infantry . . . . .	13	-	-	-	3	4	6	-
Judge Advocate General's Department . . . . .	-	-	-	-	-	-	-	-
Medical Corps . . . . .	160	-	8	8	9	67	68	-
Medical Services Corps . . . . .	107	-	-	2	9	53	39	4
Military Intelligence . . . . .	1	-	-	-	-	1	-	-
Ordnance Department . . . . .	46	-	2	5	10	16	13	-
Quartermaster Corps . . . . .	37	-	2	3	8	17	7	-
Signal Corps . . . . .	83	-	2	2	6	34	39	-
Special Services . . . . .	-	-	-	-	-	-	-	-
Staff and Administrative . . . . .	-	-	-	-	-	-	-	-
Transportation Corps . . . . .	8	-	-	-	1	6	1	-
Veterinary Corps . . . . .	8	-	-	-	5	2	-	1
Women's Army Corps . . . . .	4	-	-	-	-	-	4	-
Women's Medical Specialist Corps . . . . .	7	-	-	-	-	2	2	3
<u>31 December 1949 - Total</u> . . . . .	<u>1,023</u>	-	<u>12</u>	<u>72</u>	<u>114</u>	<u>366</u>	<u>424</u>	<u>25</u>
Adjutant General's Department . . . . .	8	-	1	1	1	3	2	-
Army Nurse Corps . . . . .	28	-	-	-	-	10	18	-
Cavalry . . . . .	1	-	-	-	-	1	-	-
Chemical Corps . . . . .	1	-	-	-	-	1	-	-
Coast Artillery Corps . . . . .	3	-	-	-	1	1	1	-
Coast and Geodetic Survey Officer . . . . .	-	-	-	-	-	-	-	-
Corps of Chaplains . . . . .	7	-	-	-	2	5	-	-
Corps of Engineers . . . . .	603	-	4	52	61	185	272	29
Corps of Military Police . . . . .	11	-	-	1	2	5	3	-
Dental Corps . . . . .	32	-	-	4	10	11	7	-
Field Artillery . . . . .	2	-	1	-	-	1	-	-
Finance Department . . . . .	15	-	1	4	3	7	-	-
General Officer . . . . .	-	-	-	-	-	-	-	-
Infantry . . . . .	11	-	-	-	-	4	7	-
Judge Advocate General's Department . . . . .	-	-	-	-	-	-	-	-
Medical Corps . . . . .	95	-	1	2	4	43	45	-
Medical Services Corps . . . . .	70	-	-	1	3	37	25	4
Military Intelligence . . . . .	-	-	-	-	-	-	-	-
Ordnance Department . . . . .	36	-	2	6	10	8	9	1
Quartermaster Corps . . . . .	22	-	1	-	6	10	5	-
Signal Corps . . . . .	63	-	1	1	5	27	29	-
Special Services . . . . .	-	-	-	-	-	-	-	-
Staff and Administrative . . . . .	-	-	-	-	-	-	-	-
Transportation Corps . . . . .	8	-	-	-	3	4	1	-
Veterinary Corps . . . . .	4	-	-	-	3	1	-	-
Women's Army Corps . . . . .	-	-	-	-	-	-	-	-
Women's Medical Specialist Corps . . . . .	3	-	-	-	-	2	-	1

TABLE 12.-- COMMISSIONED OFFICERS WITH USAF, BY GRADE IN WHICH SERVING (Continued)

Control Branch	Total	Grade						
		General	Colonel	Lieutenant Colonel	Major	Captain	First Lieutenant	Second Lieutenant
<u>31 March 1950 - Total</u> . . . . .	<u>856</u>	-	<u>10</u>	<u>64</u>	<u>83</u>	<u>298</u>	<u>361</u>	<u>40</u>
Adjutant General's Department . . . . .	3	-	-	-	-	2	1	-
Army Nurse Corps . . . . .	18	-	-	-	-	5	13	-
Cavalry . . . . .	-	-	-	-	-	-	-	-
Chemical Corps . . . . .	1	-	-	-	-	1	-	-
Coast Artillery Corps . . . . .	1	-	-	-	-	-	1	-
Coast and Geodetic Survey Officer . . . . .	-	-	-	-	-	-	-	-
Corps of Chaplains . . . . .	2	-	-	-	1	1	-	-
Corps of Engineers . . . . .	588	-	4	50	51	176	271	36
Corps of Military Police . . . . .	5	-	-	-	1	2	2	-
Dental Corps . . . . .	20	-	-	4	4	8	4	-
Field Artillery . . . . .	2	-	1	-	-	-	1	-
Finance Department . . . . .	11	-	1	3	2	5	-	-
General Officer . . . . .	-	-	-	-	-	-	-	-
Infantry . . . . .	7	-	-	-	-	3	4	-
Judge Advocate General's Department . . . . .	-	-	-	-	-	-	-	-
Medical Corps . . . . .	66	-	1	1	3	40	21	-
Medical Services Corps . . . . .	44	-	-	1	4	24	12	3
Military Intelligence . . . . .	-	-	-	-	-	-	-	-
Ordnance Department . . . . .	19	-	2	5	7	2	3	-
Quartermaster Corps . . . . .	9	-	-	-	2	4	3	-
Signal Corps . . . . .	49	-	1	-	4	19	25	-
Special Services . . . . .	-	-	-	-	-	-	-	-
Staff and Administrative . . . . .	-	-	-	-	-	-	-	-
Transportation Corps . . . . .	3	-	-	-	1	2	-	-
Veterinary Corps . . . . .	4	-	-	-	3	1	-	-
Women's Army Corps . . . . .	1	-	-	-	-	1	-	-
Women's Medical Specialist Corps . . . . .	3	-	-	-	-	2	-	1
<u>3 June 1950 - Total</u> . . . . .	<u>682</u>	-	<u>9</u>	<u>52</u>	<u>59</u>	<u>226</u>	<u>291</u>	<u>45</u>
Adjutant General's Department . . . . .	1	-	1	-	-	-	-	-
Army Nurse Corps . . . . .	12	-	-	-	-	4	7	1
Cavalry . . . . .	-	-	-	-	-	-	-	-
Chemical Corps . . . . .	-	-	-	-	-	-	-	-
Coast Artillery Corps . . . . .	-	-	-	-	-	-	-	-
Coast and Geodetic Survey Officer . . . . .	-	-	-	-	-	-	-	-
Corps of Chaplains . . . . .	-	-	-	-	-	-	-	-
Corps of Engineers . . . . .	552	-	4	47	47	163	249	42
Corps of Military Police . . . . .	3	-	-	-	-	2	1	-
Dental Corps . . . . .	14	-	-	1	3	10	-	-
Field Artillery . . . . .	-	-	-	-	-	-	-	-
Finance Department . . . . .	2	-	1	1	-	-	-	-
General Officer . . . . .	-	-	-	-	-	-	-	-
Infantry . . . . .	3	-	-	-	-	2	1	-
Judge Advocate General's Department . . . . .	-	-	-	-	-	-	-	-
Medical Corps . . . . .	40	-	-	-	2	21	17	-
Medical Services Corps . . . . .	15	-	-	-	2	7	5	1
Military Intelligence . . . . .	-	-	-	-	-	-	-	-
Ordnance Department . . . . .	8	-	2	3	2	1	-	-
Quartermaster Corps . . . . .	3	-	-	-	-	3	-	-
Signal Corps . . . . .	22	-	1	-	1	11	9	-
Special Services . . . . .	-	-	-	-	-	-	-	-
Staff and Administrative . . . . .	-	-	-	-	-	-	-	-
Transportation Corps . . . . .	2	-	-	-	1	1	-	-
Veterinary Corps . . . . .	2	-	-	-	1	1	-	-
Women's Army Corps . . . . .	-	-	-	-	-	-	-	-
Women's Medical Specialist Corps . . . . .	3	-	-	-	-	-	2	1

TABLE 13.-- COMMAND STRENGTH OF NEGRO PERSONNEL BY GRADE IN WHICH SERVING

Grade	FISCAL YEAR 1949		FISCAL YEAR 1950			
	31 March	30 June	30 September	31 December	31 March	30 June
<b>Total</b> . . . . .	<u>21,026</u>	<u>22,101</u>	<u>24,811</u>	<u>25,891</u>	<u>25,733</u>	<u>26,604</u>
<b>Officer and Warrant Officer - Total</b> . . . . .	<u>316</u>	<u>319</u>	<u>344</u>	<u>368</u>	<u>343</u>	<u>353</u>
<b>Officer - Total</b> . . . . .	<u>307</u>	<u>310</u>	<u>337</u>	<u>358</u>	<u>334</u>	<u>344</u>
General . . . . .	-	-	-	-	-	-
Colonel . . . . .	1	1	1	1	1	1
Lieutenant Colonel . . . . .	2	2	3	2	2	3
Major . . . . .	13	14	14	13	14	17
Captain . . . . .	86	102	94	103	106	114
First Lieutenant . . . . .	168	161	177	177	156	148
Second Lieutenant . . . . .	37	30	48	62	55	61
<b>Warrant Officer - Total</b> . . . . .	<u>9</u>	<u>9</u>	<u>7</u>	<u>10</u>	<u>9</u>	<u>9</u>
Chief Warrant Officer . . . . .	4	4	3	3	4	4
Warrant Officer, J.G. . . . .	5	5	4	7	5	5
<b>Enlisted Personnel and Aviation - Total</b> . . . . .	<u>20,710</u>	<u>21,782</u>	<u>24,467</u>	<u>25,523</u>	<u>25,390</u>	<u>26,251</u>
<b>Enlisted Personnel - Total</b> . . . . .	<u>20,703</u>	<u>21,766</u>	<u>24,441</u>	<u>25,507</u>	<u>25,374</u>	<u>26,224</u>
Seventh Grade . . . . .	340	365	371	407	400	394
Sixth Grade . . . . .	461	528	551	605	580	587
Fifth Grade . . . . .	2,039	1,959	2,135	2,295	2,288	2,236
Fourth Grade . . . . .	2,774	3,097	3,441	3,825	4,058	4,191
Third Grade . . . . .	4,712	4,975	5,742	6,267	6,374	6,555
Second Grade . . . . .	7,939	6,999	8,280	9,400	8,529	7,953
First Grade . . . . .	2,438	3,843	3,921	2,708	3,145	4,308
<b>Aviation Cadet - Total</b> . . . . .	<u>7</u>	<u>16</u>	<u>26</u>	<u>16</u>	<u>16</u>	<u>27</u>

TABLE 14.-- COMMAND STRENGTH OF GENERAL OFFICERS BY GRADE IN WHICH SERVING, BY PIPELINE CATEGORY

End of Month	Total	General		Lieutenant General		Major General		Brigadier General	
		Continental	Overseas	Continental	Overseas	Continental	Overseas	Continental	Overseas
<b>1949</b>									
January . . . . .	202	4	-	9	2	70	9	86	22
February . . . . .	202	4	-	9	2	69	10	88	20
March . . . . .	201	4	-	9	2	71	9	84	22
April . . . . .	204	4	-	9	2	71	10	87	21
May . . . . .	207	4	-	9	2	73	10	87	22
June . . . . .	207	4	-	9	3	74	10	89	18
July . . . . .	207	4	-	9	3	73	10	88	20
August . . . . .	215	4	-	9	3	75	10	94	20
September . . . . .	231	4	-	10	3	83	10	101	20
October . . . . .	229	4	-	10	3	80	12	94	26
November . . . . .	225	4	-	10	3	78	12	93	25
December . . . . .	220	4	-	10	3	79	11	88	25
<b>1950</b>									
January . . . . .	230	4	-	10	3	83	12	93	25
February . . . . .	231	4	-	10	3	84	12	92	26
March . . . . .	229	3	-	10	3	84	12	91	26
April . . . . .	227	3	-	10	3	84	10	91	26
May . . . . .	227	3	-	10	3	84	10	91	26
June . . . . .	227	3	-	11	3	81	12	92	25

TABLE 15.-- COMMAND STRENGTH LOCATED IN CONTINENTAL US BY OPERATING LOCATION

State	FISCAL YEAR 1949		FISCAL YEAR 1950			
	31 March	30 June	30 September	31 December	31 March	30 June
<b>Total</b> . . . . .	<b>283,743</b>	<b>292,613</b>	<b>314,859</b>	<b>321,719</b>	<b>318,634</b>	<b>316,874</b>
Alabama . . . . .	6,910	7,115	7,388	7,578	7,335	7,518
Arizona . . . . .	7,882	6,857	6,924	7,183	7,175	7,267
Arkansas . . . . .	103	182	172	158	171	266
California . . . . .	26,719	27,463	31,128	34,229	31,938	36,837
Colorado . . . . .	7,941	7,948	7,721	8,083	8,600	9,375
Connecticut . . . . .	115	99	100	95	104	126
Delaware . . . . .	65	83	115	11	12	436
District of Columbia . . . . .	10,224	10,518	10,127	10,252	9,635	9,696
Florida . . . . .	16,122	17,041	17,997	16,243	15,422	16,023
Georgia . . . . .	5,017	7,142	7,825	8,880	8,828	9,669
Idaho . . . . .	806	1,918	2,151	325	24	40
Illinois . . . . .	18,155	20,698	20,622	22,950	21,804	20,022
Indiana . . . . .	2,472	2,334	2,100	2,012	1,062	735
Iowa . . . . .	284	119	143	135	106	111
Kansas . . . . .	8,038	11,166	8,301	1,610	1,121	705
Kentucky . . . . .	445	508	550	663	709	741
Louisiana . . . . .	6,451	6,366	4,080	8,225	8,013	7,802
Maine . . . . .	1,866	1,777	1,634	397	69	295
Maryland . . . . .	4,225	3,463	4,488	5,013	4,864	5,364
Massachusetts . . . . .	7,436	7,933	8,703	9,308	7,902	7,852
Michigan . . . . .	3,187	3,521	3,181	3,332	4,405	4,530
Minnesota . . . . .	456	492	544	606	602	619
Mississippi . . . . .	9,314	9,263	10,924	13,612	14,270	14,174
Missouri . . . . .	230	246	208	230	244	426
Montana . . . . .	3,196	3,656	3,657	2,816	1,892	1,955
Nebraska . . . . .	2,362	2,695	2,911	3,097	3,093	3,046
Nevada . . . . .	1,825	1,865	2,489	2,487	2,657	2,617
New Hampshire . . . . .	2,259	2,273	2,112	557	361	303
New Jersey . . . . .	4,479	4,707	5,314	3,455	3,609	4,369
New Mexico . . . . .	6,833	8,028	9,741	10,742	10,205	9,401
New York . . . . .	10,447	8,918	10,041	8,177	7,385	7,572
North Carolina . . . . .	1,535	1,645	1,494	1,432	1,461	1,646
North Dakota . . . . .	31	26	31	40	27	41
Ohio . . . . .	6,661	6,821	6,797	6,381	5,325	5,615
Oklahoma . . . . .	3,716	4,205	4,489	5,379	5,410	4,809
Oregon . . . . .	122	166	570	611	563	574
Pennsylvania . . . . .	2,359	2,551	2,863	3,083	2,734	1,880
Rhode Island . . . . .	39	23	53	78	61	78
South Carolina . . . . .	4,771	3,911	4,305	3,210	2,708	2,574
South Dakota . . . . .	2,486	2,693	2,919	3,066	2,841	3,262
Tennessee . . . . .	1,673	1,816	2,177	3,172	3,218	3,437
Texas . . . . .	57,263	59,267	70,655	70,300	79,444	76,543
Utah . . . . .	670	543	616	678	740	2,339
Vermont . . . . .	19	84	80	77	27	41
Virginia . . . . .	5,075	5,052	5,114	6,733	6,721	6,581
Washington . . . . .	10,432	11,568	10,398	10,615	10,046	10,456
West Virginia . . . . .	44	130	93	152	109	242
Wisconsin . . . . .	129	165	217	215	213	128
Wyoming . . . . .	8,672	4,931	8,584	8,530	8,420	6,712
Unknown . . . . .	-	-	-	-	-	24
<b>En Route Overseas - Total</b> . . . . .	<b>2,182</b>	<b>622</b>	<b>a/</b>	<b>2,506</b>	<b>4,949</b>	<b>c/</b>
Far East Air Forces . . . . .	702	-	a/	4,358	2,182	c/
US Air Forces, Europe . . . . .	1,455	17	a/	63	376	c/
Military Air Transport Service . . . . .	5	91	a/	482	1,196	c/
Alaskan Air Command . . . . .	1	514	a/	602	1,155	c/
Caribbean Air Command . . . . .	15	-	a/	1	40	c/
Pacific Air Command . . . . .	4	a/	-	-	-	-
USAF Security Service . . . . .	-	-	-	-	-	a/
AFWAR Personnel not yet Reassigned to AF	-	-	b/ 13	d/	-	-

a/ Pacific Air Command was inactivated, June 1949.

b/ AFWAR personnel, not yet reassigned to Air Force, was indicated as a separate item for the months: July, August, September, and October 1949.

c/ Information on specific destination of En Route personnel not available.

d/ Listed personnel during the month of October.

e/ Listed personnel during the month of May.

TABLE 16.-- COMMAND STRENGTH LOCATED OUTSIDE CONTINENTAL US BY OPERATING LOCATION, BY COUNTRY

Country	FISCAL YEAR 1949		FISCAL YEAR 1950			
	31 March	30 June	30 September	31 December	31 March	30 June
<b>Total</b> . . . . .	<b>133,281</b>	<b>126,734</b>	<b>103,437</b>	<b>91,567</b>	<b>93,672</b>	<b>94,403</b>
Aden . . . . .	-	1	-	-	-	-
Afghanistan . . . . .	1	-	-	-	-	1
Alaska . . . . .	18,792	17,972	16,444	13,883	14,381	14,906
Albania . . . . .	a/	-	-	-	-	-
Algeria . . . . .	-	a/	-	a/	-	-
Antigua . . . . .	197	30	a/	-	-	-
Arabia . . . . .	358	411	401	406	483	468
Argentina . . . . .	17	22	20	20	20	18
Australia . . . . .	4	3	3	4	3	5
Austria . . . . .	435	352	280	282	239	240
Azores . . . . .	537	536	537	625	606	565
Belgium . . . . .	5	6	6	3	2	8
Bermuda . . . . .	1,297	1,242	1,262	1,384	1,385	1,464
Bolivia . . . . .	25	13	24	19	15	18
Brazil . . . . .	119	110	103	98	97	115
British Guiana . . . . .	212	28	-	-	-	-
Bulgaria . . . . .	4	3	2	2	2	1
Canada . . . . .	371	383	341	172	165	160
Canal Zone . . . . .	5,320	5,289	3,821	1,944	1,487	1,135
Chile . . . . .	15	9	16	16	15	16
China . . . . .	47	16	16	5	4	4
Christmas Island . . . . .	-	-	-	-	-	a/
Colombia . . . . .	15	27	31	18	14	10
Cuba . . . . .	8	8	7	7	8	7
Cyprus . . . . .	a/	-	1	1	1	1
Czechoslovakia . . . . .	18	15	16	13	11	7
Denmark . . . . .	7	7	7	4	1	11
Ecuador . . . . .	25	40	24	22	21	9
Egypt . . . . .	5	5	6	8	7	8
El Salvador . . . . .	10	4	11	10	9	10
England . . . . .	5,395	6,203	6,018	4,869	4,298	4,391
Eritrea . . . . .	-	-	-	1	-	-
Finland . . . . .	3	3	3	5	5	6
Formosa . . . . .	-	-	-	-	1	4
France . . . . .	162	147	186	179	167	169
French Morocco . . . . .	a/	1	1	-	-	-
Germany . . . . .	32,052	35,660	25,511	19,181	17,786	17,845
Greece . . . . .	215	161	202	102	92	195
Greenland . . . . .	672	654	671	730	720	805
Guadalcanal . . . . .	41	34	20	-	-	-
Guam . . . . .	11,621	9,266	5,930	4,421	5,703	5,698
Guatemala . . . . .	230	183	192	145	142	139
Haiti . . . . .	-	3	6	7	6	6
Hawaii . . . . .	5,177	3,638	3,146	3,071	3,441	3,693
Honduras . . . . .	-	6	9	9	9	10
Hungary . . . . .	7	7	6	7	7	2
Iceland . . . . .	-	1	1	164	1	1
India . . . . .	15	13	18	17	13	21
Indo China . . . . .	-	-	-	-	-	6
Iran . . . . .	17	19	12	13	9	14
Iraq . . . . .	12	13	10	12	10	10
Ireland . . . . .	6	7	6	5	3	3
Israel . . . . .	8	9	11	11	17	11
Italy . . . . .	22	21	18	23	20	24
Iwo Jima . . . . .	254	250	172	217	244	134
Jamaica . . . . .	259	209	189	a/	-	-
Japan . . . . .	26,476	22,463	19,848	20,272	21,590	21,324
Johnson Island . . . . .	519	471	386	469	420	438



TABLE 16.-- COMMAND-STRENGTH LOCATED OUTSIDE CONTINENTAL US BY OPERATING LOCATIONS,  
BY COUNTRY (CONTINUED)

Country	FISCAL YEAR 1949		FISCAL YEAR 1950			
	31 March	30 June	30 September	31 December	31 March	30 June
Korea . . . . .	186	164	2	a/	-	1
Labrador . . . . .	659	680	670	643	700	772
Levant States . . . . .	7	6	6	6	3	a/
Liberia . . . . .	-	1	1	1	1	1
Libya . . . . .	885	962	946	905	943	940
Marshall Islands . . . . .	427	389	332	273	267	293
Mexico . . . . .	8	8	8	13	12	13
Morocco . . . . .	5	7	11	7	6	9
Netherlands . . . . .	6	6	7	5	3	10
Newfoundland . . . . .	1,765	2,012	1,948	1,864	2,046	2,271
New Zealand . . . . .	4	4	4	4	1	1
Nicaragua . . . . .	18	10	4	-	-	-
Norway . . . . .	8	7	17	9	8	12
Okinawa . . . . .	11,101	10,547	8,005	9,133	9,564	9,339
Paraguay . . . . .	18	9	17	12	49	9
Peru . . . . .	50	23	33	38	-	58
Philippine Islands . . . . .	4,251	3,329	3,937	4,163	5,020	5,293
Poland . . . . .	11	11	12	11	11	7
Portugal . . . . .	10	8	8	8	7	7
Puerto Rico . . . . .	1,264	1,176	977	836	799	828
Rumania . . . . .	2	2	3	2	2	1
Russia . . . . .	8	8	6	6	6	7
Saipan . . . . .	61	a/	-	-	-	-
Saint Croix . . . . .	a/	-	-	-	-	-
Saint Thomas . . . . .	2	2	-	-	-	-
Santa Lucia . . . . .	111	11	-	-	-	-
Siam . . . . .	6	7	8	8	7	8
Spain . . . . .	6	5	6	6	6	7
Sweden . . . . .	10	12	2	10	10	10
Switzerland . . . . .	6	5	6	7	3	3
Tinian . . . . .	120	a/	-	-	-	-
Transvaal . . . . .	11	10	7	7	9	6
Trieste . . . . .	-	-	-	-	-	2
Trinidad . . . . .	1,113	1,198	444	342	165	-
Turkey . . . . .	102	120	57	68	63	185
Uruguay . . . . .	6	6	7	3	2	-
Venezuela . . . . .	22	11	21	23	22	26
Yugoslavia . . . . .	5	4	3	4	5	8
Unknown . . . . .	-	-	-	274	252	140
AFWAR Personnel Not Yet Reassigned to AF . . . . .	-	-	b/ 3	-	-	-

a/ Strength was reported sometime during the quarter.

b/ AFWAR Personnel not yet reassigned to Air Force was indicated as a separate item for only the months with strength indicated.

TABLE 17.-- COMMAND STRENGTH SUMMARY BY PERSONNEL IDENTITY

End of Month	Total	Officer			Warrant Officer		Aviation Cadets	Enlisted	
		Male	WAF and WAC	ANC and WNSC	Male	Female		Male	Female
<b>WORLDWIDE</b>									
<b>1949</b>									
January . . . . .	415,576	53,008	182	593	1,642	9	1,715	356,988	1,439
February . . . . .	417,028	54,312	210	633	1,879	9	1,247	357,095	1,643
March . . . . .	417,024	54,326	228	672	2,013	9	1,541	356,430	1,805
April . . . . .	418,494	54,404	241	684	2,064	9	1,598	357,513	1,981
May . . . . .	418,037	54,535	250	693	2,083	9	1,979	356,375	2,113
June . . . . .	419,347	54,808	262	703	2,070	8	1,860	357,289	2,347
July . . . . .	422,515	55,870	292	896	2,056	6	2,150	358,776	2,469
August . . . . .	419,919	56,218	302	1,155	2,072	7	2,461	355,091	2,613
September . . . . .	418,296	56,932	287	1,214	2,074	6	2,057	352,957	2,769
October . . . . .	416,973	57,040	299	1,273	2,069	6	2,165	351,233	2,888
November . . . . .	416,316	57,031	297	1,242	2,052	6	2,431	350,212	3,045
December . . . . .	413,286	57,181	308	1,222	2,053	6	2,330	347,046	3,140
<b>1950</b>									
January . . . . .	415,004	55,317	310	1,217	2,057	7	2,765	350,052	3,279
February . . . . .	414,595	54,242	308	1,211	2,060	6	2,750	350,627	3,391
March . . . . .	412,306	53,964	296	1,230	2,080	7	2,598	348,574	3,557
April . . . . .	410,200	53,306	298	1,223	2,076	7	2,670	346,932	3,688
May . . . . .	408,844	53,173	296	1,223	2,071	7	2,502	345,766	3,806
June . . . . .	411,277	53,389	303	1,222	2,085	7	2,186	348,303	3,782
<b>CONTINENTAL US</b>									
<b>1949</b>									
January . . . . .	287,210	38,236	142	495	1,240	8	1,715	244,094	1,280
February . . . . .	288,544	39,257	172	506	1,435	8	1,247	244,432	1,487
March . . . . .	285,006	38,866	176	534	1,531	8	1,541	240,704	1,646
April . . . . .	285,724	38,796	185	548	1,587	8	1,598	241,164	1,838
May . . . . .	287,273	39,335	186	554	1,619	8	1,979	241,650	1,942
June . . . . .	293,870	40,140	198	570	1,618	7	1,860	247,302	2,175
July . . . . .	304,381	41,616	219	732	1,620	5	2,150	255,726	2,313
August . . . . .	309,411	42,623	239	986	1,651	6	2,461	258,984	2,461
September . . . . .	316,605	44,511	222	1,059	1,669	5	2,057	264,462	2,620
October . . . . .	321,595	44,666	233	1,114	1,641	5	2,165	269,024	2,747
November . . . . .	324,374	44,897	231	939	1,651	5	2,431	271,312	2,908
December . . . . .	322,384	45,508	245	911	1,645	5	2,330	268,735	3,005
<b>1950</b>									
January . . . . .	324,642	44,227	246	904	1,661	6	2,765	271,689	3,144
February . . . . .	322,355	43,229	244	895	1,658	6	2,750	270,318	3,255
March . . . . .	319,349	43,088	233	908	1,682	6	2,598	267,417	3,417
April . . . . .	318,376	42,502	237	910	1,678	6	2,670	266,870	3,503
May . . . . .	316,448	42,263	227	913	1,657	6	2,502	265,271	3,609
June . . . . .	317,816	42,457	233	914	1,659	6	2,186	266,777	3,584
<b>OVERSEAS</b>									
<b>1949</b>									
January . . . . .	128,366	14,772	40	98	404	1	-	112,894	159
February . . . . .	128,484	15,055	38	127	444	1	-	112,663	156
March . . . . .	132,018	15,460	52	138	482	1	-	115,726	159
April . . . . .	132,770	15,608	56	136	477	1	-	116,349	143
May . . . . .	130,764	15,200	64	139	464	1	-	114,725	171
June . . . . .	125,477	14,668	64	133	452	1	-	109,987	172
July . . . . .	118,134	14,254	73	164	436	1	-	103,050	156
August . . . . .	110,508	13,595	63	169	421	1	-	96,107	152
September . . . . .	101,691	12,421	65	155	405	1	-	88,495	149
October . . . . .	95,378	12,374	66	159	428	1	-	82,209	141
November . . . . .	91,942	12,134	66	303	401	1	-	78,900	137
December . . . . .	90,902	11,673	63	311	408	1	-	78,311	135
<b>1950</b>									
January . . . . .	90,362	11,090	64	313	396	1	-	78,363	135
February . . . . .	92,240	11,013	64	316	402	-	-	80,309	136
March . . . . .	92,957	10,876	63	322	398	1	-	81,157	140
April . . . . .	91,824	10,804	61	313	398	1	-	80,062	185
May . . . . .	92,396	10,910	69	310	414	1	-	80,495	197
June . . . . .	93,461	10,932	70	308	426	1	-	81,526	198

TABLE 18.-- COMMAND STRENGTH BY PERSONNEL IDENTITY, BY COMMAND

(No data was reported for the months omitted.)

End of Month	Total	Officer			Warrant Officer		Aviation Cadets	Enlisted	
		Male	WAF and WAC	ANC and WMSC	Male	Female		Male	Female
HEADQUARTERS, USAF a/									
<u>1949</u>									
January . . . . .	2,079	2,027	28	1	23	-	-	-	-
February . . . . .	2,107	2,050	34	1	22	-	-	-	-
March . . . . .	2,140	2,081	36	1	22	-	-	-	-
April . . . . .	2,156	2,096	36	1	23	-	-	-	-
May . . . . .	2,150	2,089	38	1	22	-	-	-	-
June . . . . .	2,245	2,180	41	1	23	-	-	-	-
July . . . . .	2,353	2,290	38	1	24	-	-	-	-
August . . . . .	2,297	2,233	38	2	23	1	-	-	-
September . . . . .	2,291	2,228	36	5	21	1	-	-	-
October . . . . .	2,304	2,240	37	5	21	1	-	-	-
November . . . . .	2,273	2,209	37	5	21	1	-	-	-
December . . . . .	2,279	2,214	37	5	22	1	-	-	-
<u>1950</u>									
January . . . . .	2,248	2,182	37	5	22	2	-	-	-
February . . . . .	2,250	2,183	37	5	23	2	-	-	-
March . . . . .	2,214	2,146	37	5	24	2	-	-	-
April . . . . .	2,220	2,152	36	5	25	2	-	-	-
May . . . . .	2,219	2,149	37	5	26	2	-	-	-
June . . . . .	2,261	2,193	35	5	26	2	-	-	-
AIR ENGINEERING DEVELOPMENT DIVISION b/									
<u>1950</u>									
January . . . . .	7	7	-	-	-	-	-	-	-
February . . . . .	11	11	-	-	-	-	-	-	-
March . . . . .	15	15	-	-	-	-	-	-	-
April . . . . .	16	16	-	-	-	-	-	-	-
May . . . . .	18	18	-	-	-	-	-	-	-
June . . . . .	26	19	-	-	-	-	-	7	-
LONG RANGE PROVING GROUND DIVISION c/									
<u>1950</u>									
January . . . . .	-	-	-	-	-	-	-	-	-
February . . . . .	-	-	-	-	-	-	-	-	-
March . . . . .	-	-	-	-	-	-	-	-	-
April . . . . .	-	-	-	-	-	-	-	-	-
May . . . . .	244	23	-	-	2	-	-	219	-
June . . . . .	267	27	-	-	4	-	-	236	-
STRATEGIC AIR COMMAND									
<u>1949</u>									
January . . . . .	46,775	5,775	5	67	206	-	-	40,656	66
February . . . . .	47,193	5,924	4	71	244	-	-	40,879	71
March . . . . .	48,932	6,258	5	77	265	-	-	42,244	83
April . . . . .	49,721	6,463	6	78	279	-	-	42,795	100
May . . . . .	55,306	7,222	6	94	314	-	-	47,524	146
June . . . . .	61,861	7,981	10	99	325	-	-	53,264	182
July . . . . .	65,074	8,431	13	101	332	-	-	55,985	212
August . . . . .	63,292	8,557	15	100	328	1	-	54,065	226
September . . . . .	63,837	8,773	17	110	337	-	-	54,360	240
October . . . . .	64,011	9,055	18	111	338	-	-	54,250	239
November . . . . .	63,425	9,238	22	107	343	-	-	53,488	227
December . . . . .	63,117	9,447	21	107	347	-	-	52,981	214
<u>1950</u>									
January . . . . .	61,162	9,077	20	106	346	-	-	51,397	216
February . . . . .	60,545	8,862	20	106	346	-	-	50,970	241
March . . . . .	59,495	8,622	19	104	349	-	-	50,140	261
April . . . . .	59,428	8,605	18	117	345	-	-	50,047	296
May . . . . .	58,936	8,593	17	128	334	-	-	49,531	333
June . . . . .	58,638	8,404	16	128	317	-	-	49,440	333

TABLE 18.-- COMPAID STRENGTH BY PERSONNEL IDENTITY, BY COMMAND (Continued)

End of Month	Total	Officer			Warrant Officer		Aviation Cadets	Enlisted	
		Male	NAP and WAC	ANC and RMSC	Male	Female		Male	Female
<b>CONTINENTAL AIR COMMAND</b>									
<b>1949</b>									
January . . . . .	59,799	8,032	26	102	295	-	-	51,123	221
February . . . . .	60,222	7,930	28	102	339	-	-	51,588	235
March . . . . .	59,971	7,935	27	103	360	-	-	51,295	251
April . . . . .	58,912	7,772	28	112	357	-	-	50,376	267
May . . . . .	56,913	7,455	28	101	341	-	-	48,711	277
June . . . . .	54,068	7,009	29	103	330	-	-	46,312	285
July . . . . .	53,567	6,871	28	210	328	-	-	45,831	299
August . . . . .	54,953	7,092	54	473	344	-	3	46,720	267
September . . . . .	52,854	6,821	28	369	340	-	-	45,045	251
October . . . . .	53,965	7,064	28	389	336	-	-	45,898	250
November . . . . .	54,221	7,070	30	384	333	-	-	46,128	276
December . . . . .	54,454	7,243	30	387	331	-	-	46,144	319
<b>1950</b>									
January . . . . .	53,436	6,974	32	382	332	-	-	45,352	364
February . . . . .	53,549	6,898	31	376	334	-	-	45,511	399
March . . . . .	53,220	6,853	32	380	338	-	-	45,188	429
April . . . . .	54,049	6,885	34	358	344	-	-	45,954	474
May . . . . .	53,799	6,853	33	338	337	-	-	45,714	524
June . . . . .	53,315	6,564	32	95	326	-	-	45,761	537
<b>MILITARY AIR TRANSPORT SERVICE</b>									
<b>1949</b>									
January . . . . .	25,495	4,913	13	66	143	4	-	20,217	139
February . . . . .	25,491	4,604	12	62	162	4	-	20,506	141
March . . . . .	26,336	4,688	10	65	183	4	-	21,232	154
April . . . . .	25,770	4,549	11	63	197	4	-	20,776	170
May . . . . .	24,987	4,334	11	53	192	4	-	20,241	152
June . . . . .	24,728	4,284	11	62	191	3	-	20,013	164
July . . . . .	24,796	4,376	13	65	188	3	-	19,972	179
August . . . . .	25,863	4,531	14	61	185	3	-	20,853	216
September . . . . .	27,025	4,721	14	59	192	3	-	21,807	229
October . . . . .	27,496	4,869	15	61	194	3	-	22,098	256
November . . . . .	27,741	4,808	14	65	201	3	-	22,338	312
December . . . . .	27,373	4,793	14	67	204	3	-	21,921	371
<b>1950</b>									
January . . . . .	26,030	4,390	13	64	201	3	-	20,997	362
February . . . . .	24,740	4,335	18	62	204	3	-	19,724	394
March . . . . .	24,358	4,280	18	69	212	3	-	19,328	448
April . . . . .	24,171	4,245	17	80	215	3	-	19,129	482
May . . . . .	24,595	4,199	18	75	215	3	-	19,583	502
June . . . . .	24,935	4,181	17	74	211	3	-	20,029	420
<b>AIR PROVING GROUND</b>									
<b>1949</b>									
January . . . . .	5,887	545	2	13	24	2	-	5,267	34
February . . . . .	5,872	533	2	13	25	2	-	5,261	36
March . . . . .	5,832	521	3	13	25	2	-	5,232	36
April . . . . .	5,820	518	3	14	26	2	-	5,221	36
May . . . . .	5,897	495	3	15	29	2	-	5,315	38
June . . . . .	5,648	494	3	16	28	2	-	5,068	37
July . . . . .	5,750	499	3	14	29	1	-	5,163	41
August . . . . .	6,116	521	2	14	28	1	-	5,508	42
September . . . . .	6,346	553	3	14	30	1	-	5,695	50
October . . . . .	6,531	592	6	15	29	1	-	5,839	49
November . . . . .	6,732	614	6	13	29	1	-	6,018	51
December . . . . .	6,669	621	6	12	29	1	-	5,958	42
<b>1950</b>									
January . . . . .	6,414	609	5	12	33	1	-	5,712	42
February . . . . .	6,283	590	6	12	33	1	-	5,598	43
March . . . . .	6,258	572	6	12	33	1	-	5,594	40
April . . . . .	6,082	564	6	14	29	1	-	5,426	42
May . . . . .	6,285	597	6	14	28	1	-	5,598	41
June . . . . .	6,733	632	6	15	30	1	-	6,007	42

TABLE 18.-- COMMAND STRENGTH BY PERSONNEL IDENTITY, BY COMMAND (Continued)

End of Month	Total	Officer			Warrant Officer		Aviation Cadets	Enlisted	
		Male	WAP and WAC	ANC and WMSO	Male	Female		Male	Female
<b>AIR MATERIEL COMMAND</b>									
<b>1949</b>									
January . . . . .	14,274	4,626	11	41	116	-	-	9,455	25
February . . . . .	14,055	4,526	12	41	125	-	-	9,328	23
March . . . . .	14,029	4,410	15	49	131	-	-	9,397	27
April . . . . .	14,112	4,349	13	50	133	-	-	9,540	27
May . . . . .	14,770	4,370	12	51	130	-	-	10,178	29
June . . . . .	14,650	4,199	14	51	127	-	-	10,229	30
July . . . . .	15,244	4,215	15	52	125	-	-	10,802	35
August . . . . .	16,363	4,310	15	54	123	-	-	11,807	54
September . . . . .	17,167	4,451	15	51	122	-	-	12,464	64
October . . . . .	17,926	4,557	19	59	124	-	-	13,084	83
November . . . . .	18,855	4,702	19	57	132	-	-	13,846	99
December . . . . .	17,210	4,692	19	55	130	-	-	12,205	109
<b>1950</b>									
January . . . . .	16,461	4,626	19	56	130	-	-	11,521	109
February . . . . .	16,369	4,666	19	56	133	-	-	11,388	107
March . . . . .	16,428	4,611	19	58	139	-	-	11,504	97
April . . . . .	15,133	2,836	14	61	140	-	-	11,993	89
May . . . . .	15,311	2,808	11	65	136	-	-	12,199	92
June . . . . .	15,382	2,796	11	63	135	-	-	12,275	102
<b>AIR TRAINING COMMAND</b>									
<b>1949</b>									
January . . . . .	94,535	8,179	38	155	300	2	1,713	83,558	590
February . . . . .	93,642	8,561	43	160	326	2	1,245	82,614	691
March . . . . .	91,467	7,982	50	167	345	2	1,468	80,710	743
April . . . . .	90,335	8,072	52	169	352	2	1,588	79,208	892
May . . . . .	89,648	8,096	52	177	357	2	1,973	77,984	1,007
June . . . . .	92,552	8,559	53	181	361	2	1,807	80,485	1,104
July . . . . .	96,265	9,331	71	173	371	1	2,144	82,962	1,212
August . . . . .	98,211	9,583	70	174	380	-	2,446	84,171	1,387
September . . . . .	100,169	10,485	72	190	374	-	1,739	85,787	1,522
October . . . . .	102,390	10,183	76	200	377	-	2,165	87,784	1,605
November . . . . .	104,734	10,347	78	194	383	-	2,428	89,623	1,681
December . . . . .	105,284	10,653	92	193	375	-	2,330	89,955	1,686
<b>1950</b>									
January . . . . .	110,725	10,409	92	196	379	-	2,753	95,158	1,738
February . . . . .	115,298	10,127	82	194	376	-	2,622	100,165	1,732
March . . . . .	116,902	10,247	78	196	369	-	2,586	101,672	1,754
April . . . . .	114,856	9,873	77	185	355	-	2,664	99,989	1,713
May . . . . .	111,582	9,780	73	186	355	-	2,368	97,072	1,748
June . . . . .	112,980	10,314	84	186	353	-	2,169	98,118	1,756
<b>AIR UNIVERSITY</b>									
<b>1949</b>									
January . . . . .	7,503	1,372	4	26	26	-	-	6,027	48
February . . . . .	7,395	1,384	4	29	39	-	-	5,890	49
March . . . . .	7,269	1,378	5	30	43	-	-	5,765	48
April . . . . .	7,221	1,358	5	35	42	-	-	5,726	55
May . . . . .	7,399	1,366	5	35	42	-	-	5,897	54
June . . . . .	7,222	1,468	5	32	43	-	-	5,620	54
July . . . . .	7,229	1,451	5	33	44	-	-	5,643	53
August . . . . .	7,409	1,517	5	33	45	-	-	5,751	58
September . . . . .	7,521	1,571	6	37	44	-	-	5,798	65
October . . . . .	7,915	1,776	6	48	46	-	-	5,972	67
November . . . . .	8,096	1,931	6	48	47	-	-	5,992	72
December . . . . .	7,962	1,894	6	39	46	-	-	5,908	69
<b>1950</b>									
January . . . . .	8,146	2,097	5	36	46	-	-	5,892	70
February . . . . .	7,989	2,069	5	38	46	-	-	5,740	91
March . . . . .	7,978	2,093	4	37	46	-	-	5,705	93
April . . . . .	9,988	3,834	8	39	46	-	-	5,964	97
May . . . . .	10,351	3,861	10	44	47	-	-	6,276	113
June . . . . .	10,363	3,728	10	42	48	-	-	6,414	121

TABLE 1a.-- COMMAND STRENGTH BY PERSONNEL IDENTITY, BY COMMAND (Continued)

End of Month	Total	Officer			Warrant Officer		Aviation Cadets	Enlisted	
		Male	WAF and WAC	ANC and WMSC	Male	Female		Male	Female
HEADQUARTERS COMMAND, USAF									
<u>1949</u>									
January . . . . .	9,333	1,555	11	18	85	-	-	7,605	59
February . . . . .	12,211	2,057	26	18	112	-	-	9,832	166
March . . . . .	12,074	2,113	21	19	128	-	-	9,624	169
April . . . . .	13,210	2,218	24	20	144	-	-	10,626	178
May . . . . .	13,343	2,421	25	20	147	-	-	10,556	174
June . . . . .	13,044	2,489	23	20	147	-	-	10,181	184
July . . . . .	13,071	2,601	22	19	151	-	-	10,105	173
August . . . . .	13,882	2,788	18	19	164	-	-	10,723	170
September . . . . .	14,550	3,013	23	212	165	-	-	10,967	170
October . . . . .	14,698	2,712	19	219	133	-	-	11,450	165
November . . . . .	14,924	2,575	18	53	123	-	-	11,997	158
December . . . . .	15,019	2,598	18	38	126	-	-	12,079	160
<u>1950</u>									
January . . . . .	14,776	2,529	19	35	125	-	-	11,914	154
February . . . . .	14,405	2,375	20	37	120	-	-	11,703	150
March . . . . .	14,480	2,405	18	35	123	-	-	11,755	144
April . . . . .	14,529	2,291	22	35	126	-	-	11,912	143
May . . . . .	13,506	2,104	17	38	117	-	-	11,081	149
June . . . . .	14,703	2,324	18	281	152	-	-	11,757	171
USAF SECURITY SERVICE									
<u>1949</u>									
January . . . . .	52	29	-	-	-	-	-	23	-
February . . . . .	508	62	-	-	1	-	-	445	-
March . . . . .	674	76	-	-	1	-	-	597	-
April . . . . .	871	85	-	-	1	-	-	785	-
May . . . . .	906	96	-	-	3	-	-	807	-
June . . . . .	951	106	-	-	2	-	-	843	-
July . . . . .	931	111	-	-	2	-	-	818	-
August . . . . .	975	111	-	-	3	-	-	861	-
September . . . . .	1,119	119	-	-	4	-	-	996	-
October . . . . .	781	99	-	-	6	-	-	676	-
November . . . . .	842	106	-	-	5	-	-	731	-
December . . . . .	988	123	-	-	6	-	-	859	-
<u>1950</u>									
January . . . . .	1,236	150	-	-	6	-	-	1,080	-
February . . . . .	1,299	158	-	-	7	-	-	1,134	-
March . . . . .	1,550	159	-	-	8	-	-	1,383	-
April . . . . .	1,913	175	1	-	8	-	-	1,717	12
May . . . . .	1,954	190	1	-	8	-	-	1,741	14
June . . . . .	2,049	196	1	-	8	-	-	1,827	17
SPECIAL WEAPONS COMMAND <sup>d/</sup>									
<u>1949</u>									
December . . . . .	1,603	165	-	2	9	-	-	1,427	-
<u>1950</u>									
January . . . . .	1,552	167	-	2	9	-	-	1,374	-
February . . . . .	1,610	173	-	2	9	-	-	1,426	-
March . . . . .	1,610	174	-	2	10	-	-	1,424	-
April . . . . .	1,630	178	-	2	11	-	-	1,439	-
May . . . . .	1,629	173	-	2	11	-	-	1,443	-
June . . . . .	1,633	180	-	2	11	-	-	1,440	-
RESEARCH AND DEVELOPMENT COMMAND <sup>e/</sup>									
<u>1950</u>									
February . . . . .	2	2	-	-	-	-	-	-	-
March . . . . .	19	12	-	-	-	-	-	7	-
April . . . . .	22	16	-	-	-	-	-	6	-
May . . . . .	27	19	-	-	-	-	-	8	-
June . . . . .	64	53	-	-	-	-	-	11	-

TABLE 18 -- COMMAND STRENGTH BY PERSONNEL IDENTITY, BY COMMAND (Continued)

End of Month	Total	Officer			Warrant Officer		Aviation Cadets	Enlisted	
		Male	WAF and WAC	ANC and WNSC	Male	Female		Male	Female
<b>AIR FORCE WITH ARMY <math>\frac{L}{}</math></b>									
<b>1949</b>									
July . . . . .	241	156	1	58	2	-	-	24	-
August . . . . .	72	50	-	13	2	-	-	7	-
September . . . . .	13	4	-	4	1	-	-	4	-
October . . . . .	13	6	-	4	-	-	-	3	-
<b>AIR FORCE WIDE PIPELINE STRENGTH</b>									
<b>1949</b>									
January . . . . .	21,478	1,183	4	6	22	-	2	20,163	98
February . . . . .	19,848	1,626	7	9	40	-	2	18,089	75
March . . . . .	16,282	1,424	4	10	28	-	73	14,608	135
April . . . . .	17,596	1,316	7	6	33	-	10	16,111	113
May . . . . .	15,954	1,391	6	7	42	-	6	14,437	65
June . . . . .	16,901	1,371	9	5	41	-	53	15,287	135
July . . . . .	19,860	1,284	10	6	24	-	6	18,421	109
August . . . . .	19,978	1,330	8	43	26	-	12	18,518	41
September . . . . .	23,713	1,772	8	8	39	-	318	21,539	29
October . . . . .	23,565	1,513	9	3	37	-	-	21,970	33
November . . . . .	22,531	1,297	1	13	34	-	3	21,151	32
December . . . . .	20,426	1,065	2	6	20	-	-	19,298	35
<b>1950</b>									
January . . . . .	22,449	1,010	4	10	32	-	12	21,292	89
February . . . . .	18,005	780	6	7	27	-	128	16,959	98
March . . . . .	14,822	899	2	10	31	-	12	13,717	151
April . . . . .	14,339	832	4	14	34	-	6	13,294	155
May . . . . .	15,992	896	4	18	41	-	134	14,806	93
June . . . . .	14,467	846	3	23	38	-	17	13,455	85
<b>FAR EAST AIR FORCES (OVERSEAS)</b>									
<b>1949</b>									
January . . . . .	50,442	5,225	10	12	92	-	-	45,103	-
February . . . . .	50,042	5,197	10	13	100	-	-	44,722	-
March . . . . .	49,368	5,290	12	10	115	-	-	43,933	8
April . . . . .	47,378	5,050	14	11	115	-	-	42,188	-
May . . . . .	45,162	4,780	18	11	115	-	-	40,238	-
June . . . . .	40,046	4,364	18	10	107	-	-	35,547	-
July . . . . .	36,182	4,254	20	24	103	-	-	31,781	-
August . . . . .	35,153	4,168	20	23	97	-	-	30,845	-
September . . . . .	32,804	3,999	22	27	90	-	-	28,666	-
October . . . . .	31,200	4,100	25	29	99	-	-	26,947	-
November . . . . .	30,400	4,128	24	36	86	-	-	26,126	-
December . . . . .	32,504	4,067	24	33	100	-	-	28,280	-
<b>1950</b>									
January . . . . .	32,935	3,806	24	35	97	-	-	28,973	-
February . . . . .	34,933	3,708	24	35	99	-	-	31,067	-
March . . . . .	35,452	3,637	24	36	102	-	-	31,653	-
April . . . . .	34,911	3,570	22	34	101	-	-	31,184	-
May . . . . .	34,962	3,553	23	34	107	-	-	31,245	-
June . . . . .	35,122	3,555	24	33	121	-	-	31,389	-
<b>US AIR FORCES, EUROPE (OVERSEAS)</b>									
<b>1949</b>									
January . . . . .	25,445	3,731	18	5	100	1	-	21,470	120
February . . . . .	26,178	4,051	18	17	103	1	-	21,870	118
March . . . . .	29,182	4,312	24	19	125	1	-	24,586	115
April . . . . .	30,528	4,503	26	21	124	1	-	25,746	107
May . . . . .	32,131	4,594	27	23	125	1	-	27,248	113
June . . . . .	32,793	4,617	25	23	121	1	-	27,894	112
July . . . . .	31,153	4,423	25	23	113	-	-	26,463	106
August . . . . .	26,934	3,856	24	23	106	-	-	22,825	100
September . . . . .	22,832	3,133	21	23	96	-	-	19,465	94
October . . . . .	18,069	2,607	19	23	88	-	-	15,244	88
November . . . . .	17,404	2,430	19	25	83	-	-	14,763	84
December . . . . .	16,611	2,288	18	33	82	-	-	14,110	80
<b>1950</b>									
January . . . . .	15,742	2,092	18	33	77	-	-	13,445	77
February . . . . .	15,530	2,016	18	32	77	-	-	13,250	77
March . . . . .	15,206	2,044	17	32	75	-	-	12,964	74
April . . . . .	15,041	1,995	17	31	75	-	-	12,823	100
May . . . . .	14,950	2,045	17	31	76	-	-	12,677	104
June . . . . .	15,146	2,064	16	30	76	-	-	12,856	104

TABLE 18 -- COMMAND STRENGTH BY PERSONNEL IDENTITY, BY COMMAND (Continued)

End of Month	Total	Officer			Warrant Officer		Aviation Cadets	Enlisted	
		Male	WAF and WAC	AMC and WMSC	Male	Female		Male	Female
<b>MILITARY AIR TRANSPORT SERVICE (OVERSEAS)</b>									
<u>1949</u>									
January . . . . .	20,253	2,720	4	41	86	-	-	17,399	3
February . . . . .	19,953	2,775	4	42	106	-	-	17,023	3
March . . . . .	20,008	2,772	9	37	108	-	-	17,080	2
April . . . . .	20,397	2,808	10	36	107	-	-	17,433	3
May . . . . .	21,343	2,959	11	38	117	-	-	18,193	25
June . . . . .	23,097	3,082	12	43	128	-	-	19,803	29
July . . . . .	22,608	2,985	12	42	121	1	-	19,397	50
August . . . . .	22,034	3,024	11	47	119	1	-	18,780	52
September . . . . .	20,788	2,904	15	42	119	1	-	17,652	55
October . . . . .	21,371	2,975	12	44	113	1	-	18,173	53
November . . . . .	20,961	2,918	12	44	110	1	-	17,823	53
December . . . . .	20,802	2,860	10	48	109	1	-	17,719	55
<u>1950</u>									
January . . . . .	21,385	2,848	11	51	105	1	-	18,311	58
February . . . . .	21,827	2,843	11	55	100	-	-	18,759	59
March . . . . .	22,185	2,863	12	58	102	1	-	19,085	64
April . . . . .	22,139	2,886	12	57	103	1	-	18,997	83
May . . . . .	22,459	2,849	11	60	106	1	-	19,341	91
June . . . . .	22,498	2,890	12	61	109	1	-	19,333	92
<b>ALASKAN AIR COMMAND (OVERSEAS)</b>									
<u>1949</u>									
January . . . . .	16,661	1,323	1	23	41	-	-	15,273	-
February . . . . .	16,691	1,267	-	23	43	-	-	15,358	-
March . . . . .	16,771	1,246	1	27	45	-	-	15,452	-
April . . . . .	15,800	1,152	2	25	42	-	-	14,579	-
May . . . . .	15,770	1,142	4	24	40	-	-	14,560	-
June . . . . .	15,973	1,220	6	23	41	-	-	14,683	-
July . . . . .	15,802	1,283	11	39	46	-	-	14,423	-
August . . . . .	14,829	1,294	6	42	50	-	-	13,437	-
September . . . . .	14,583	1,270	5	37	48	-	-	13,223	-
October . . . . .	14,092	1,279	6	38	47	-	-	12,722	-
November . . . . .	13,383	1,217	7	47	45	-	-	12,067	-
December . . . . .	12,060	1,087	7	51	47	-	-	10,868	-
<u>1950</u>									
January . . . . .	11,803	1,055	7	49	46	-	-	10,646	-
February . . . . .	12,001	1,149	7	48	57	-	-	10,740	-
March . . . . .	12,431	1,143	7	49	55	-	-	11,177	-
April . . . . .	12,187	1,139	7	49	56	-	-	10,936	-
May . . . . .	12,408	1,153	7	52	56	-	-	11,140	-
June . . . . .	12,913	1,086	7	51	48	-	-	11,721	-
<b>CARIBBEAN AIR COMMAND (OVERSEAS)</b>									
<u>1949</u>									
January . . . . .	7,820	940	6	11	41	-	-	6,786	36
February . . . . .	7,839	927	4	16	45	-	-	6,812	35
March . . . . .	7,925	976	4	25	42	-	-	6,844	34
April . . . . .	8,746	1,080	3	23	40	-	-	7,567	33
May . . . . .	7,912	926	3	23	32	-	-	6,895	33
June . . . . .	7,407	849	3	22	30	-	-	6,472	31
July . . . . .	6,255	762	2	19	27	-	-	5,445	-
August . . . . .	5,567	707	1	15	24	-	-	4,820	-
September . . . . .	4,835	589	1	14	25	-	-	4,206	-
October . . . . .	3,837	552	1	13	23	-	-	3,248	-
November . . . . .	3,139	457	1	10	19	-	-	2,652	-
December . . . . .	2,753	398	1	8	16	-	-	2,330	-
<u>1950</u>									
January . . . . .	2,517	363	1	8	16	-	-	2,129	-
February . . . . .	2,371	345	1	8	16	-	-	2,001	-
March . . . . .	2,162	320	1	7	13	-	-	1,821	-
April . . . . .	1,884	290	1	7	11	-	-	1,575	-
May . . . . .	1,232	213	1	2	9	-	-	1,007	-
June . . . . .	1,116	196	1	2	7	-	-	910	-



TABLE 16.-- COMMAND STRENGTH BY PERSONNEL IDENTITY, BY COMMAND (Continued)

End of Month	Total	Officer			Warrant Officer		Aviation Cadets	Enlisted	
		Male	WAF and WAC	ANC and WMSC	Male	Female		Male	Female
<b>PACIFIC AIR COMMAND (OVERSEAS) g/</b>									
<u>1949</u>									
January . . . . .	4,500	535	1	6	28	-	-	3,930	-
February . . . . .	3,933	502	2	6	31	-	-	3,392	-
March . . . . .	3,690	461	2	8	30	-	-	3,189	-
April . . . . .	3,584	431	1	8	27	-	-	3,117	-
May . . . . .	2,092	214	1	8	13	-	-	1,856	-
<b>HEADQUARTERS COMMAND, USAF (OVERSEAS) h/</b>									
<u>1949</u>									
October . . . . .	666	308	2	-	31	-	-	325	-
November . . . . .	916	433	2	129	30	-	-	322	-
December . . . . .	894	432	2	126	27	-	-	307	-
<u>1950</u>									
January . . . . .	844	402	2	123	27	-	-	290	-
February . . . . .	808	383	2	124	26	-	-	273	-
March . . . . .	806	369	2	126	22	-	-	285	2
April . . . . .	865	425	2	121	22	-	-	293	2
May . . . . .	1,026	536	10	112	28	-	-	338	2
June . . . . .	1,185	541	10	112	28	-	-	492	2
<b>THIRD AIR DIVISION (OVERSEAS)</b>									
<u>1949</u>									
January . . . . .	3,245	298	-	-	14	-	-	2,933	-
February . . . . .	3,848	336	-	10	16	-	-	3,486	-
March . . . . .	5,074	403	-	12	17	-	-	4,642	-
April . . . . .	5,368	448	-	12	22	-	-	4,886	-
May . . . . .	5,466	446	-	12	22	-	-	4,986	-
June . . . . .	5,819	463	-	12	25	-	-	5,319	-
July . . . . .	5,795	465	-	12	26	-	-	5,292	-
August . . . . .	5,717	457	1	12	25	-	-	5,222	-
September . . . . .	5,631	459	1	12	26	-	-	5,133	-
October . . . . .	5,337	459	1	12	26	-	-	4,839	-
November . . . . .	4,936	456	1	12	26	-	-	4,441	-
December . . . . .	4,445	445	1	12	25	-	-	3,962	-
<u>1950</u>									
January . . . . .	4,247	436	1	14	26	-	-	3,770	-
February . . . . .	3,894	419	1	14	25	-	-	3,435	-
March . . . . .	3,824	406	-	14	26	-	-	3,378	-
April . . . . .	3,874	408	-	14	27	-	-	3,425	-
May . . . . .	3,861	418	-	14	27	-	-	3,402	-
June . . . . .	3,880	420	-	14	27	-	-	3,419	-
<b>STRATEGIC AIR COMMAND (OVERSEAS) i/</b>									
<u>1949</u>									
April . . . . .	969	136	-	-	-	-	-	833	-
May . . . . .	888	139	-	-	-	-	-	749	-
June . . . . .	342	73	-	-	-	-	-	269	-
July . . . . .	315	66	-	-	-	-	-	249	-
August . . . . .	239	66	-	-	-	-	-	173	-
September . . . . .	215	64	-	-	1	-	-	150	-
October . . . . .	346	70	-	-	1	-	-	275	-
November . . . . .	351	71	-	-	2	-	-	278	-
December . . . . .	336	69	-	-	2	-	-	265	-
<u>1950</u>									
January . . . . .	389	61	-	-	2	-	-	326	-
February . . . . .	391	61	-	-	2	-	-	328	-
March . . . . .	387	64	-	-	2	-	-	321	-
April . . . . .	381	60	-	-	2	-	-	319	-
May . . . . .	913	113	-	5	4	-	-	791	-
June . . . . .	945	139	-	5	9	-	-	792	-

TABLE 18.-- COMMAND STRENGTH BY PERSONNEL ICENTITY, BY CCMAND (Continued)

End of Month	Total	Officer			Warrant Officer		Aviation Cadets	Enlisted	
		Male	WAF and WAC	ANC and WMSC	Male	Female		Male	Female
USAF SECURITY SERVICE (OVERSEAS)									
<u>1949</u>									
January . . . . .	-	-	-	-	-	-	-	-	-
February . . . . .	-	-	-	-	-	-	-	-	-
March . . . . .	-	-	-	-	-	-	-	-	-
April . . . . .	-	-	-	-	-	-	-	-	-
May . . . . .	-	-	-	-	-	-	-	-	-
June . . . . .	-	-	-	-	-	-	-	-	-
July . . . . .	-	-	-	-	-	-	-	-	-
August . . . . .	-	-	-	-	-	-	-	-	-
September . . . . .	-	-	-	-	-	-	-	-	-
October . . . . .	460	24	-	-	-	-	-	436	-
November . . . . .	452	24	-	-	-	-	-	428	-
December . . . . .	497	27	-	-	-	-	-	470	-
<u>1950</u>									
January . . . . .	500	27	-	-	-	-	-	473	-
February . . . . .	485	29	-	-	-	-	-	456	-
March . . . . .	504	30	-	-	1	-	-	473	-
April . . . . .	542	31	-	-	1	-	-	510	-
May . . . . .	585	30	-	-	1	-	-	554	-
June . . . . .	656	41	-	-	1	-	-	614	-
AIR FORCE WITH ARMY (OVERSEAS) <sup>1/</sup>									
<u>1949</u>									
July . . . . .	24	16	3	5	-	-	-	-	-
August . . . . .	35	23	-	7	-	-	-	5	-
September . . . . .	3	3	-	-	-	-	-	-	-

a/ Formerly Chief of Staff.

b/ Established, 1 January 1950.

c/ Redesignated as Long Range Proving Ground Division, 16 May 1950.

d/ Established, 1 December 1949.

e/ Established, 23 January 1950.

f/ All AFWA Personnel reassigned to USAF by Nov 1949

g/ Discontinuation date effective, 1 Jun 1949

h/ Initial reporting date, October 1949

i/ Initial reporting date, April 1949

j/ Initial report, July 1949. All Overseas AFWA reassigned to USAF by October 1949

TABLE 19.-- COMMAND STRENGTH OF PIPELINE PERSONNEL, BY PIPELINE CATEGORY

End of Month	Total	Pipeline Category								
		Students	Fillers	Outbound Personnel	Overseas Replacement	Re-turnees	Detachment of Patients	Prisoners for Rehabilitation	Separatees	Replacement Trainees
<b>1949</b>										
<u>January - Total</u>	<u>68,856</u>	<u>43,414</u>	<u>10,513</u>	<u>3,944</u>	<u>4,270</u>	<u>4,307</u>	<u>2,121</u>	<u>112</u>	<u>175</u>	-
Officers . . .	5,612	4,161	34	369	300	442	304	-	2	-
Enlisted . . .	63,244	39,253	10,479	3,575	3,970	3,865	1,817	112	173	-
<u>February - Total</u>	<u>64,176</u>	<u>41,776</u>	<u>8,015</u>	<u>5,026</u>	<u>3,334</u>	<u>3,371</u>	<u>2,004</u>	<u>68</u>	<u>67</u>	<u>515</u>
Officers . . .	6,295	4,497	51	569	161	372	305	-	2	338
Enlisted . . .	57,881	37,279	7,964	4,457	3,173	2,999	1,699	68	65	177
<u>March - Total</u>	<u>59,662</u>	<u>39,170</u>	<u>7,501</u>	<u>2,420</u>	<u>3,201</u>	<u>3,656</u>	<u>2,001</u>	<u>55</u>	-	<u>558</u>
Officers . . .	6,010	4,004	165	340	409	495	285	-	-	312
Enlisted . . .	53,652	35,166	7,336	3,080	2,892	3,161	1,716	55	-	246
<u>April - Total</u>	<u>60,283</u>	<u>38,025</u>	<u>7,033</u>	<u>4,813</u>	<u>3,155</u>	<u>4,703</u>	<u>1,904</u>	<u>43</u>	<u>40</u>	<u>567</u>
Officers . . .	5,834	4,072	57	357	300	503	257	-	-	288
Enlisted . . .	54,449	33,953	6,976	4,456	2,855	4,200	1,647	43	40	279
<u>May - Total</u>	<u>58,371</u>	<u>37,055</u>	<u>7,551</u>	<u>2,063</u>	<u>2,958</u>	<u>6,028</u>	<u>1,899</u>	<u>84</u>	<u>90</u>	<u>643</u>
Officers . . .	6,026	4,168	50	260	235	708	268	-	-	337
Enlisted . . .	52,345	32,887	7,501	1,803	2,723	5,320	1,631	84	90	306
<u>June - Total</u>	<u>65,108</u>	<u>40,841</u>	<u>10,104</u>	<u>2,773</u>	<u>1,382</u>	<u>7,611</u>	<u>1,771</u>	<u>116</u>	<u>13</u>	<u>497</u>
Officers . . .	6,355	4,344	218	373	194	701	262	-	-	263
Enlisted . . .	58,753	36,497	9,886	2,400	1,188	6,910	1,509	116	13	234
<u>July - Total</u>	<u>69,781</u>	<u>44,748</u>	<u>11,403</u>	<u>2,048</u>	<u>693</u>	<u>8,525</u>	<u>1,792</u>	<u>84</u>	<u>38</u>	<u>450</u>
Officers . . .	6,794	5,015	292	350	133	523	243	-	-	238
Enlisted . . .	62,987	39,733	11,111	1,698	560	8,002	1,549	84	38	212
<u>August - Total</u>	<u>72,330</u>	<u>46,973</u>	<u>13,931</u>	<u>2,568</u>	<u>428</u>	<u>6,741</u>	<u>1,605</u>	<u>84</u>	-	-
Officers . . .	7,143	5,481	518	265	131	516	232	-	-	-
Enlisted . . .	65,187	41,492	13,413	2,303	297	6,225	1,373	84	-	-
<u>September - Total</u>	<u>80,387</u>	<u>49,238</u>	<u>15,176</u>	-	<u>5,392</u>	<u>9,132</u>	<u>1,449</u>	-	-	-
Officers . . .	8,492	6,401	986	-	396	506	203	-	-	-
Enlisted . . .	71,895	42,837	14,190	-	4,996	8,626	1,246	-	-	-
<u>October - Total</u>	<u>77,474</u>	<u>49,602</u>	<u>14,643</u>	-	<u>5,825</u>	<u>5,726</u>	<u>1,678</u>	-	-	-
Officers . . .	7,870	5,815	648	-	438	724	245	-	-	-
Enlisted . . .	69,604	43,787	13,995	-	5,387	5,002	1,433	-	-	-
<u>November - Total</u>	<u>77,175</u>	<u>50,919</u>	<u>11,080</u>	-	<u>7,557</u>	<u>5,737</u>	<u>1,882</u>	-	-	-
Officers . . .	7,627	5,805	588	-	430	568	236	-	-	-
Enlisted . . .	69,548	45,114	10,492	-	7,127	5,169	1,646	-	-	-
<u>December - Total</u>	<u>74,686</u>	<u>50,074</u>	<u>10,122</u>	-	<u>7,391</u>	<u>5,041</u>	<u>2,058</u>	-	-	-
Officers . . .	7,276	5,787	417	-	173	656	243	-	-	-
Enlisted . . .	67,410	44,287	9,705	-	7,218	4,385	1,815	-	-	-
<b>1950</b>										
<u>January - Total</u>	<u>81,094</u>	<u>55,923</u>	<u>10,575</u>	-	<u>8,373</u>	<u>3,945</u>	<u>2,278</u>	-	-	-
Officers . . .	7,137	5,827	135	-	377	523	275	-	-	-
Enlisted . . .	73,957	50,096	10,440	-	7,996	3,422	2,003	-	-	-
<u>February - Total</u>	<u>80,659</u>	<u>60,472</u>	<u>7,067</u>	-	<u>7,311</u>	<u>3,321</u>	<u>2,488</u>	-	-	-
Officers . . .	6,891	5,917	61	-	279	312	322	-	-	-
Enlisted . . .	73,768	54,555	7,006	-	7,032	3,009	2,166	-	-	-
<u>March - Total</u>	<u>80,107</u>	<u>62,001</u>	<u>5,609</u>	-	<u>5,951</u>	<u>4,069</u>	<u>2,477</u>	-	-	-
Officers . . .	7,271	6,153	35	-	394	361	328	-	-	-
Enlisted . . .	72,836	55,848	5,574	-	5,557	3,708	2,149	-	-	-
<u>April - Total</u>	<u>76,146</u>	<u>59,812</u>	<u>5,161</u>	-	<u>5,312</u>	<u>3,539</u>	<u>2,322</u>	-	-	-
Officers . . .	6,984	5,901	17	-	455	334	277	-	-	-
Enlisted . . .	69,162	53,911	5,144	-	4,857	3,205	2,045	-	-	-
<u>May - Total</u>	<u>75,309</u>	<u>57,330</u>	<u>6,106</u>	-	<u>6,549</u>	<u>3,123</u>	<u>2,201</u>	-	-	-
Officers . . .	7,153	5,958	15	-	474	417	289	-	-	-
Enlisted . . .	68,156	51,372	6,091	-	6,075	2,706	1,912	-	-	-
<u>June - Total</u>	<u>76,505</u>	<u>59,365</u>	<u>6,852</u>	-	<u>4,789</u>	<u>3,345</u>	<u>2,154</u>	-	-	-
Officers . . .	7,471	6,335	10	-	534	311	281	-	-	-
Enlisted . . .	69,034	53,030	6,842	-	4,255	3,034	1,873	-	-	-

TABLE 20.-- COMMAND STRENGTH OF NEGRO PERSONNEL BY SEX

End of Month	WORLDWIDE			CONTINENTAL US			OVERSEAS		
	Total	Male	Female	Total	Male	Female	Total	Male	Female
<b>1949</b>									
January . . . . .	22,770	22,675	95	14,945	14,850	95	7,825	7,825	-
February . . . . .	21,937	21,839	98	14,284	14,186	98	7,653	7,653	-
March . . . . .	21,026	20,918	108	13,243	13,135	108	7,783	7,783	-
April . . . . .	21,537	21,430	107	13,614	13,507	107	7,923	7,923	-
May . . . . .	21,391	21,290	141	13,053	12,912	141	8,338	8,338	-
June . . . . .	22,101	21,968	133	14,213	14,080	133	7,888	7,888	-
July . . . . .	21,978	21,836	142	15,794	15,652	142	6,184	6,184	-
August . . . . .	23,898	23,738	160	17,858	17,699	159	6,040	6,039	1
September . . . . .	24,811	24,647	164	19,132	18,968	164	5,679	5,679	-
October . . . . .	25,502	25,335	167	20,275	20,108	167	5,227	5,227	-
November . . . . .	25,751	25,571	180	20,787	20,611	176	4,964	4,960	4
December . . . . .	25,891	25,717	174	20,926	20,756	170	4,965	4,961	4
<b>1950</b>									
January . . . . .	25,702	25,524	178	20,919	20,745	174	4,783	4,779	4
February . . . . .	25,828	25,644	184	20,550	20,370	180	5,278	5,274	4
March . . . . .	25,733	25,532	201	20,207	20,010	197	5,526	5,522	4
April . . . . .	25,521	25,318	203	19,968	19,772	196	5,553	5,546	7
May . . . . .	25,708	25,501	207	19,975	19,776	199	5,733	5,725	8
June . . . . .	26,604	26,404	200	20,730	20,538	192	5,874	5,866	8

TABLE 21.-- COMMAND STRENGTH BY TYPE OF PERSONNEL

End of Month	WORLDWIDE				CONTINENTAL US				OVERSEAS			
	Total	Officer	Warrant Officer	En-listed Personnel	Total	Officer	Warrant Officer	En-listed Personnel	Total	Officer	Warrant Officer	En-listed Personnel
<b>1949</b>												
January . . . . .	415,576	53,783	1,651	360,142	287,210	38,873	1,248	247,089	128,366	14,910	403	113,053
February . . . . .	417,028	55,155	1,888	359,985	288,544	39,935	1,443	247,166	128,484	15,220	445	112,819
March . . . . .	417,024	55,226	2,022	359,776	285,006	39,576	1,539	243,891	132,018	15,650	483	115,885
April . . . . .	418,494	55,329	2,073	361,092	285,724	39,529	1,595	244,600	132,770	15,800	478	116,492
May . . . . .	418,037	55,478	2,092	360,467	287,273	40,075	1,627	245,571	130,764	15,403	465	114,896
June . . . . .	419,347	55,773	2,078	361,496	293,870	40,908	1,625	251,337	125,477	14,865	453	110,159
July . . . . .	422,515	57,058	2,062	363,395	304,381	42,567	1,625	260,189	118,134	14,491	437	103,206
August . . . . .	419,919	57,675	2,079	360,165	309,411	43,848	1,657	263,906	110,508	13,827	422	96,259
September . . . . .	418,296	58,433	2,080	357,783	316,605	45,792	1,674	269,139	101,691	12,641	406	88,644
October . . . . .	415,973	58,612	2,075	356,286	321,595	46,013	1,646	273,936	95,378	12,599	429	82,350
November . . . . .	416,316	58,570	2,058	355,688	324,374	46,067	1,656	276,651	91,942	12,503	402	79,037
December . . . . .	413,286	58,711	2,059	352,516	322,384	46,664	1,650	274,070	90,902	12,047	409	78,446
<b>1950</b>												
January . . . . .	415,004	56,844	2,064	356,096	324,642	45,377	1,667	277,598	90,362	11,467	397	78,498
February . . . . .	414,595	55,761	2,066	356,768	322,355	44,368	1,664	276,323	92,240	11,393	402	80,445
March . . . . .	412,306	55,490	2,087	354,729	319,349	44,229	1,688	273,432	92,957	11,261	399	81,297
April . . . . .	410,200	54,827	2,083	353,290	318,376	43,649	1,684	273,043	91,824	11,178	399	80,247
May . . . . .	408,844	54,692	2,078	352,074	316,448	43,403	1,663	271,382	92,396	11,289	415	80,692
June . . . . .	411,277	54,914	2,092	354,271	317,816	43,604	1,665	272,547	93,461	11,310	427	81,724

TABLE 22.-- COMFAND STRENGTH BY TYPE OF PERSONNEL, BY PRIMARY MILITARY OCCUPATIONAL SPECIALTY

Field	FISCAL YEAR 1949		FISCAL YEAR 1950		
	31 March	30 June	30 September	31 December	31 March
<b>OFFICERS</b>					
<b>Total</b> . . . . .	<u>57,248</u>	<u>57,851</u>	<u>60,513</u>	<u>60,770</u>	<u>57,577</u>
Administrative . . . . .	9,177	9,221	9,408	9,376	9,068
Aircraft Warning . . . . .	113	122	142	257	381
Armament and Ordnance . . . . .	922	974	898	947	932
Chaplain . . . . .	437	454	465	468	461
Chemical . . . . .	157	55	-	-	-
Communication . . . . .	2,942	3,049	3,146	3,185	3,089
Engineering . . . . .	5,024	5,078	5,050	5,419	5,357
Finance . . . . .	634	688	708	760	754
Instruction . . . . .	843	848	887	919	908
Intelligence . . . . .	1,207	1,232	1,246	1,297	1,281
Legal . . . . .	390	435	480	535	541
Medical . . . . .	1,986	1,898	2,390	2,554	2,886
Mess . . . . .	416	417	478	434	404
Other Rated . . . . .	4,075	4,324	4,576	4,658	4,343
Operation . . . . .	3,148	3,302	3,493	3,572	3,432
Personnel . . . . .	2,121	2,166	2,148	2,233	2,177
Pilots . . . . .	15,340	14,989	15,418	14,816	12,679
Photographic . . . . .	305	311	313	316	307
Postal . . . . .	51	62	64	69	70
Provost Marshal . . . . .	415	448	478	515	490
Statistical . . . . .	764	766	835	874	934
Student . . . . .	-	-	-	-	-
Supply . . . . .	4,109	4,197	4,289	4,475	4,454
Unclassified . . . . .	1,243	1,269	1,991	1,466	1,059
Weather . . . . .	1,429	1,546	1,610	1,625	1,570
<b>ENLISTED PERSONNEL</b>					
<b>Total</b> . . . . .	<u>359,776</u>	<u>361,496</u>	<u>357,783</u>	<u>352,516</u>	<u>354,729</u>
Administrative . . . . .	57,240	61,076	60,364	58,478	57,832
Airplane Maintenance . . . . .	47,989	48,326	47,867	49,133	52,874
Armament and Ordnance . . . . .	6,138	6,128	6,242	5,806	6,168
Automotive Mechanic and Technician Aviation Specialist . . . . .	15,020	15,632	15,583	15,266	14,270
	5,044	5,265	5,230	5,337	5,542
Communication . . . . .	21,768	22,181	21,958	21,793	22,212
Chemical . . . . .	503	560	517	485	353
Duty . . . . .	76,715	67,567	65,561	61,508	67,069
Flight . . . . .	13,457	13,878	13,934	14,248	11,505
Guided Missile . . . . .	33	42	48	54	48
Medical . . . . .	8,815	9,343	9,781	9,396	8,806
Miscellaneous . . . . .	27,664	28,535	28,330	29,187	27,881
Musician . . . . .	1,597	1,678	1,548	1,524	1,627
Photographic . . . . .	3,557	3,700	3,777	3,922	3,818
Radar . . . . .	6,402	5,985	5,582	6,031	6,922
Supply . . . . .	24,583	26,805	27,043	26,519	26,248
Utility and Construction . . . . .	19,854	20,710	20,522	20,336	19,296
Vehicle Operator . . . . .	19,694	20,095	19,720	19,099	18,008
Weather . . . . .	3,703	3,990	4,176	4,394	4,250

TABLE 23.-- COMMAND STRENGTH OF NEGRO PERSONNEL BY TYPE OF PERSONNEL

(For overall totals, see Table 21)

End of Month	WORLDWIDE			CONTINENTAL US			OVERSEAS		
	Officers	Warrant Officers	Enlisted Personnel	Officers	Warrant Officers	Enlisted Personnel	Officers	Warrant Officers	Enlisted Personnel
<b>1949</b>									
January . . . . .	306	7	22,457	290	7	14,648	16	-	7,809
February . . . . .	300	9	21,628	286	9	13,989	14	-	7,639
March . . . . .	307	9	20,710	290	9	12,944	17	-	7,766
April . . . . .	314	9	21,214	298	9	13,307	16	-	7,907
May . . . . .	315	9	21,067	296	9	12,748	19	-	8,319
June . . . . .	310	9	21,782	288	9	13,916	22	-	7,866
July . . . . .	305	6	21,667	286	5	15,503	19	1	6,164
August . . . . .	322	8	23,568	281	7	17,570	41	1	5,998
September . . . . .	337	7	24,467	281	6	18,845	56	1	5,622
October . . . . .	338	9	25,155	267	7	20,001	71	2	5,154
November . . . . .	350	7	25,394	269	7	20,511	31	-	4,883
December . . . . .	358	10	25,523	271	8	20,647	87	2	4,876
<b>1950</b>									
January . . . . .	342	9	25,351	260	7	20,652	82	2	4,699
February . . . . .	336	8	25,484	255	6	20,289	81	2	5,195
March . . . . .	334	9	25,390	253	7	19,947	81	2	5,443
April . . . . .	327	9	25,185	239	7	19,722	88	2	5,463
May . . . . .	332	9	25,367	238	7	19,730	94	2	5,637
June . . . . .	344	9	26,251	244	7	20,479	100	2	5,772

TABLE 24.-- COMMAND STRENGTH (WORLDWIDE) OF OFFICER PERSONNEL ON FLYING STATUS, BY AERONAUTICAL STATUS, BY GRADE IN WHICH SERVING

Month a/	Total	Grade							
		General	Colonel	Lieutenant Colonel	Major	Captain	First Lieutenant	Second Lieutenant	Warrant Officer
<b>PILOT</b>									
<b>1949</b>									
January . . . . .	27,502	180	1,180	1,569	2,951	8,051	12,396	1,170	5
February . . . . .	27,737	185	1,171	1,517	2,963	8,191	12,528	1,180	2
March . . . . .	28,269	181	1,174	1,534	2,943	8,233	12,789	1,411	4
April . . . . .	28,663	182	1,203	1,703	2,933	8,320	12,941	1,378	3
May . . . . .	28,710	183	1,206	1,668	2,935	8,372	13,039	1,303	4
June . . . . .	28,668	183	1,220	1,690	2,882	8,896	12,485	1,308	4
July . . . . .	28,999	186	1,206	1,711	2,931	9,091	12,284	1,587	3
August . . . . .	28,945	185	1,206	1,707	2,977	9,124	12,180	1,564	2
September . . . . .	28,485	195	1,206	1,694	3,221	8,683	11,967	1,518	1
October . . . . .	29,822	196	1,231	1,732	3,344	8,857	12,379	2,080	3
November . . . . .	30,049	195	1,258	1,761	3,410	8,946	12,440	2,037	2
December . . . . .	30,396	194	1,255	1,772	3,406	9,067	12,555	2,165	2
<b>1950</b>									
January . . . . .	b/	b/	b/	b/	b/	b/	b/	b/	b/
February . . . . .	27,854	199	1,236	1,777	3,398	8,621	10,688	1,933	2
March . . . . .	27,282	198	1,245	1,808	3,365	8,461	10,396	1,808	1
April . . . . .	26,804	197	1,232	1,779	3,336	8,285	10,051	1,924	-
May . . . . .	26,120	193	1,227	1,758	3,286	8,058	9,557	2,040	1
June . . . . .	25,640	193	1,227	1,760	3,250	7,971	9,360	1,879	-
<b>OTHER RATED</b>									
<b>1949</b>									
January . . . . .	5,274	1	26	35	282	1,358	3,322	249	1
February . . . . .	5,367	1	23	31	281	1,417	3,352	261	1
March . . . . .	5,369	3	32	38	282	1,399	3,375	238	2
April . . . . .	5,482	3	37	59	275	1,432	3,432	241	3
May . . . . .	5,477	3	39	57	273	1,419	3,444	241	1
June . . . . .	5,496	3	39	57	275	1,523	3,353	245	1
July . . . . .	5,518	2	41	59	268	1,585	3,316	247	-
August . . . . .	5,674	2	40	57	298	1,629	3,386	262	-
September . . . . .	5,756	6	44	57	321	1,624	3,427	276	1
October . . . . .	5,781	9	43	62	317	1,664	3,430	254	2
November . . . . .	5,792	9	43	69	333	1,668	3,427	242	1
December . . . . .	5,793	8	46	71	331	1,686	3,413	237	1
<b>1950</b>									
January . . . . .	b/	b/	b/	b/	b/	b/	b/	b/	b/
February . . . . .	5,357	8	45	75	349	1,727	2,963	189	1
March . . . . .	5,329	8	48	78	349	1,715	2,962	167	2
April . . . . .	5,280	7	47	77	345	1,706	2,956	140	2
May . . . . .	5,214	8	46	75	351	1,693	2,906	133	2
June . . . . .	5,190	8	45	76	350	1,689	2,913	107	2
<b>NON-RATED</b>									
<b>1949</b>									
January . . . . .	732	2	32	59	73	261	129	168	8
February . . . . .	592	2	39	46	49	194	104	158	-
March . . . . .	620	-	33	38	52	230	122	142	3
April . . . . .	547	-	27	31	54	205	85	143	2
May . . . . .	579	-	26	52	44	205	103	148	1
June . . . . .	550	-	28	29	37	164	106	185	1
July . . . . .	538	2	29	23	34	172	100	176	2
August . . . . .	663	2	25	23	37	142	93	339	2
September . . . . .	892	3	30	37	68	204	203	345	2
October . . . . .	568	2	28	27	49	128	105	227	2
November . . . . .	624	1	25	19	41	124	117	293	4
December . . . . .	614	1	25	17	40	120	97	310	4
<b>1950</b>									
January . . . . .	b/	b/	b/	b/	b/	b/	b/	b/	b/
February . . . . .	707	1	22	23	50	126	98	384	3
March . . . . .	782	1	20	25	53	132	127	419	5
April . . . . .	824	1	21	31	54	135	128	450	4
May . . . . .	859	1	23	32	55	127	136	483	2
June . . . . .	929	1	22	36	61	129	149	521	10

a/ Dates are as of the 15th of the month except for January, 1949, which is as of the 31st.  
b/ Data not available.

TABLE 25-- COMMAND STRENGTH OF OFFICER PERSONNEL ON FLYING STATUS BY AERONAUTICAL STATUS,  
BY COMMAND

Command and Aeronautical Status	FISCAL YEAR 1949		FISCAL YEAR 1950			
	March (1949)	June	September	December	March (1950)	June
	CONTINENTAL US					
<u>Total</u> . . . . .	<u>24,087</u>	<u>24,788</u>	<u>26,794</u>	<u>29,354</u>	<u>26,846</u>	<u>25,436</u>
<u>Pilot - Total</u> . . . . .	<u>19,690</u>	<u>20,080</u>	<u>21,250</u>	<u>23,901</u>	<u>21,543</u>	<u>20,051</u>
<u>Non-Pilot</u> . . . . .	<u>3,990</u>	<u>4,230</u>	<u>4,715</u>	<u>4,896</u>	<u>4,598</u>	<u>4,535</u>
<u>Non-Rated</u> . . . . .	<u>447</u>	<u>478</u>	<u>829</u>	<u>557</u>	<u>707</u>	<u>850</u>
<u>Permanent Party - Total</u> . . . . .	<u>20,533</u>	<u>21,321</u>	<u>22,858</u>	<u>24,927</u>	<u>22,548</u>	<u>21,344</u>
Pilot . . . . .	17,259	17,877	18,966	20,899	18,762	17,278
Non-Pilot . . . . .	2,989	3,204	3,572	3,809	3,553	3,837
Non-Rated . . . . .	285	240	320	219	233	229
<u>Headquarters, USAF - Total</u> . . . . .	<u>1,012</u>	<u>1,051</u>	<u>1,105</u>	<u>1,076</u>	<u>1,069</u>	<u>1,097</u>
Pilot . . . . .	927	971	1,017	1,003	999	1,031
Non-Pilot . . . . .	80	76	79	66	63	58
Non-Rated . . . . .	5	4	9	7	7	8
<u>Air Engineering and Development - Total</u> . . . . .	-	-	-	-	2	6
Pilot . . . . .	-	-	-	-	5	6
Non-Pilot . . . . .	-	-	-	-	-	-
Non-Rated . . . . .	-	-	-	-	-	-
<u>Long Range Proving Ground Division</u> . . . . .	-	-	-	-	-	10
Pilot . . . . .	-	-	-	-	-	10
Non-Pilot . . . . .	-	-	-	-	-	-
Non-Rated . . . . .	-	-	-	-	-	-
<u>Strategic Air Command - Total</u> . . . . .	<u>4,755</u>	<u>5,921</u>	<u>6,788</u>	<u>7,433</u>	<u>6,681</u>	<u>6,358</u>
Pilot . . . . .	3,084	3,913	4,406	4,881	4,234	3,722
Non-Pilot . . . . .	1,630	1,945	2,312	2,482	2,361	2,556
Non-Rated . . . . .	41	63	70	70	86	80
<u>Continental Air Command - Total</u> . . . . .	<u>4,973</u>	<u>4,743</u>	<u>4,299</u>	<u>4,519</u>	<u>4,195</u>	<u>3,978</u>
Pilot . . . . .	4,598	4,447	4,052	4,336	4,025	3,792
Non-Pilot . . . . .	290	227	178	158	147	170
Non-Rated . . . . .	85	69	69	25	23	16
<u>Military Air Transport Service - Total</u> . . . . .	<u>3,183</u>	<u>2,979</u>	<u>3,281</u>	<u>3,503</u>	<u>2,787</u>	<u>2,570</u>
Pilot . . . . .	2,753	2,593	2,907	3,100	2,467	2,249
Non-Pilot . . . . .	392	351	328	356	252	273
Non-Rated . . . . .	38	35	46	47	48	48
<u>Air Proving Ground - Total</u> . . . . .	<u>313</u>	<u>285</u>	<u>328</u>	<u>376</u>	<u>360</u>	<u>356</u>
Pilot . . . . .	256	236	282	332	310	305
Non-Pilot . . . . .	51	47	46	43	48	48
Non-Rated . . . . .	6	2	-	1	2	3
<u>Air Materiel Command - Total</u> . . . . .	<u>1,454</u>	<u>1,359</u>	<u>1,446</u>	<u>1,524</u>	<u>1,420</u>	<u>1,394</u>
Pilot . . . . .	1,347	1,270	1,362	1,448	1,341	1,220
Non-Pilot . . . . .	85	75	70	63	63	70
Non-Rated . . . . .	22	14	14	13	16	14
<u>Air Training Command - Total</u> . . . . .	<u>3,553</u>	<u>3,420</u>	<u>3,851</u>	<u>4,480</u>	<u>4,072</u>	<u>3,790</u>
Pilot . . . . .	3,142	3,052	3,337	3,949	3,551	3,212
Non-Pilot . . . . .	357	346	425	498	501	553
Non-Rated . . . . .	54	22	89	33	20	25
<u>Air University - Total</u> . . . . .	<u>580</u>	<u>575</u>	<u>584</u>	<u>727</u>	<u>724</u>	<u>768</u>
Pilot . . . . .	518	513	535	682	685	723
Non-Pilot . . . . .	37	35	32	29	23	27
Non-Rated . . . . .	25	27	17	16	16	18



TABLE 25.-- COMMAND STRENGTH OF OFFICER PERSONNEL ON FLYING STATUS BY AERONAUTICAL STATUS,  
BY COMMAND (CONTINUED)

Command and Aeronautical Status	FISCAL YEAR 1949		FISCAL YEAR 1950			
	March (1949)	June	September	December	March (1950)	June
<b>CONTINENTAL US (Continued)</b>						
<u>Headquarters Command, USAF - Total</u> . . . . .	<u>705</u>	<u>967</u>	<u>1,159</u>	<u>1,179</u>	<u>1,098</u>	<u>948</u>
Pilot . . . . .	630	864	1,055	1,073	1,009	867
Non-Pilot . . . . .	66	99	98	99	77	65
Non-Rated . . . . .	9	4	6	7	12	16
<u>USAF Security Service - Total</u> . . . . .	<u>5</u>	<u>21</u>	<u>17</u>	<u>38</u>	<u>55</u>	<u>55</u>
Pilot . . . . .	4	18	13	34	50	52
Non-Pilot . . . . .	1	3	4	4	5	3
Non-Rated . . . . .	-	-	-	-	-	-
<u>Special Weapons Command - Total</u> . . . . .	<u>-</u>	<u>-</u>	<u>-</u>	<u>72</u>	<u>92</u>	<u>94</u>
Pilot . . . . .	-	-	-	61	83	80
Non-Pilot . . . . .	-	-	-	11	13	13
Non-Rated . . . . .	-	-	-	-	3	1
<u>Research and Development Command - Total</u> . . . . .	<u>-</u>	<u>-</u>	<u>-</u>	<u>-</u>	<u>3</u>	<u>10</u>
Pilot . . . . .	-	-	-	-	3	9
Non-Pilot . . . . .	-	-	-	-	-	1
Non-Rated . . . . .	-	-	-	-	-	-
<u>Pipeline - Total</u> . . . . .	<u>3,554</u>	<u>3,467</u>	<u>3,936</u>	<u>4,427</u>	<u>4,298</u>	<u>4,092</u>
Pilot . . . . .	2,431	2,203	2,284	3,002	2,779	2,773
Non-Pilot . . . . .	961	1,026	1,143	1,087	1,045	698
Non-Rated . . . . .	162	238	509	338	474	621
<b>OVERSEAS</b>						
<u>Total</u> . . . . .	<u>10,171</u>	<u>9,926</u>	<u>8,339</u>	<u>7,669</u>	<u>6,547</u>	<u>6,323</u>
<u>Pilot - Total</u> . . . . .	<u>8,579</u>	<u>8,588</u>	<u>7,235</u>	<u>6,495</u>	<u>5,741</u>	<u>5,589</u>
<u>Non-Pilot - Total</u> . . . . .	<u>1,412</u>	<u>1,266</u>	<u>1,041</u>	<u>877</u>	<u>731</u>	<u>655</u>
<u>Non-Rated - Total</u> . . . . .	<u>173</u>	<u>72</u>	<u>63</u>	<u>57</u>	<u>75</u>	<u>79</u>
<u>Far East Air Forces - Total</u> . . . . .	<u>3,763</u>	<u>2,925</u>	<u>2,621</u>	<u>2,706</u>	<u>2,260</u>	<u>2,089</u>
Pilot . . . . .	3,114	2,502	2,268	2,377	1,991	1,851
Non-Pilot . . . . .	573	423	353	329	248	216
Non-Rated . . . . .	76	-	-	-	21	22
<u>US Air Force, Europe - Total</u> . . . . .	<u>2,877</u>	<u>3,452</u>	<u>2,411</u>	<u>1,452</u>	<u>1,228</u>	<u>1,092</u>
Pilot . . . . .	2,593	3,221	2,249	1,346	1,139	1,007
Non-Pilot . . . . .	269	216	147	93	79	75
Non-Rated . . . . .	15	15	15	13	10	10
<u>Military Air Transport Service - Total</u> . . . . .	<u>1,877</u>	<u>2,088</u>	<u>2,014</u>	<u>1,962</u>	<u>1,833</u>	<u>1,857</u>
Pilot . . . . .	1,505	1,670	1,611	1,593	1,505	1,552
Non-Pilot . . . . .	334	394	378	340	300	272
Non-Rated . . . . .	38	24	25	29	28	33
<u>Alaskan Air Command - Total</u> . . . . .	<u>663</u>	<u>603</u>	<u>706</u>	<u>607</u>	<u>626</u>	<u>593</u>
Pilot . . . . .	514	495	598	528	564	547
Non-Pilot . . . . .	135	96	102	72	56	39
Non-Rated . . . . .	14	12	6	7	6	7
<u>Caribbean Air Command - Total</u> . . . . .	<u>546</u>	<u>541</u>	<u>328</u>	<u>239</u>	<u>182</u>	<u>123</u>
Pilot . . . . .	451	476	304	229	174	119
Non-Pilot . . . . .	72	47	10	5	3	2
Non-Rated . . . . .	23	18	14	5	5	2
<u>Pacific Air Command - Total</u> . . . . .	<u>310</u>	<u>-</u>	<u>-</u>	<u>-</u>	<u>-</u>	<u>-</u>
Pilot . . . . .	278	-	-	-	-	-
Non-Pilot . . . . .	28	-	-	-	-	-
Non-Rated . . . . .	4	-	-	-	-	-

TABLE 25.-- COMMAND STRENGTH OF OFFICER PERSONNEL ON FLYING STATUS  
BY AERONAUTICAL STATUS, BY COMMAND (CONTINUED)

Command and Aeronautical Status	FISCAL YEAR 1949		FISCAL YEAR 1950			
	March (1949)	June	September	December	March (1950)	June
OVERSEAS (Continued)						
<u>Headquarters Command, USAF - Total</u> . . . . .	-	-	-	210	187	316
Pilot . . . . .	-	-	-	205	179	302
Non-Pilot . . . . .	-	-	-	4	4	12
Non-Rated . . . . .	-	-	-	1	4	2
<u>Third Air Division - Total</u> . . . . .	135	189	199	201	170	153
Pilot . . . . .	124	173	180	178	153	142
Non-Pilot . . . . .	8	13	16	21	16	10
Non-Rated . . . . .	3	3	3	2	1	1
<u>Strategic Air Command - Total</u> . . . . .	-	128	60	62	51	86
Pilot . . . . .	-	51	25	30	28	56
Non-Pilot . . . . .	-	77	35	32	25	28
Non-Rated . . . . .	-	-	-	-	-	2
<u>USAF Security Service - Total</u> . . . . .	-	-	-	10	8	14
Pilot . . . . .	-	-	-	9	8	13
Non-Pilot . . . . .	-	-	-	1	-	1
Non-Rated . . . . .	-	-	-	-	-	-

TABLE 26.-- DEPARTMENTAL STRENGTH OF OFFICER AND WARRANT OFFICER PERSONNEL BY COMPONENT

End of Month	Total	Component			
		USAF	USAFR	ANGUS	AFUS
<u>1949</u>					
January . . . . .	52,206	18,692	31,953	31	1,530
February . . . . .	53,240	18,804	33,143	32	1,261
March . . . . .	53,237	18,930	33,160	28	1,119
April . . . . .	53,403	18,997	33,153	29	1,224
May . . . . .	53,637	19,056	33,552	27	1,002
June . . . . .	53,927	19,309	33,623	24	971
July . . . . .	56,373	20,022	35,324	13	1,014
August . . . . .	58,146	20,705	36,404	21	1,016
September . . . . .	59,170	20,907	37,259	12	992
October . . . . .	59,404	21,113	37,295	15	981
November . . . . .	59,407	21,062	37,424	13	908
December . . . . .	59,631	21,008	37,697	11	915
<u>1950</u>					
January . . . . .	57,836	21,238	35,668	14	916
February . . . . .	56,810	21,117	34,750	14	929
March . . . . .	56,611	21,206	34,399	17	989
April . . . . .	56,016	21,170	33,941	13	892
May . . . . .	55,914	21,208	33,829	13	864
June . . . . .	56,257	21,357	34,005	14	881

TABLE 27 -- DEPARTMENTAL STRENGTH BY TYPE OF PERSONNEL

End of Month	WORLDWIDE a/				CONTINENTAL US				OVERSEAS			
	Total	Officer	Warrant Officer	En-listed Personnel	Total	Officer	Warrant Officer	En-listed Personnel	Total	Officer	Warrant Officer	En-listed Personnel
<b>1949</b>												
January	396,928	50,584	1,622	344,722	277,846	36,873	1,233	239,740	119,082	13,711	389	104,982
February	395,334	51,405	1,835	342,094	277,050	37,435	1,410	238,205	118,284	13,970	425	103,889
March	394,742	51,290	1,947	341,505	272,950	36,899	1,487	234,564	121,792	14,391	460	106,941
April	395,564	51,406	1,997	342,161	272,860	36,845	1,545	234,470	122,704	14,561	452	107,691
May	394,351	51,603	2,034	340,714	274,011	37,355	1,586	235,070	120,340	14,248	448	105,644
June	396,971	51,899	2,028	343,044	281,752	38,234	1,589	241,929	115,219	13,665	439	101,115
July	404,372	54,354	2,019	347,999	295,329	40,936	1,598	252,795	109,043	13,418	421	95,204
August	403,146	56,096	2,050	345,000	300,883	42,941	1,641	256,301	102,263	13,155	409	88,699
September	401,711	57,114	2,056	342,541	308,006	45,013	1,661	261,332	93,705	12,101	395	81,209
October	399,209	57,350	2,054	339,805	311,286	45,248	1,638	264,400	87,923	12,102	416	75,405
November	398,133	57,367	2,040	338,726	313,905	45,309	1,649	266,947	84,228	12,058	391	71,779
December	395,531	57,591	2,040	335,900	312,304	45,968	1,642	264,694	83,227	11,623	398	71,206
<b>1950</b>												
January	398,171	55,791	2,045	340,335	314,941	44,733	1,659	268,549	83,230	11,058	386	71,786
February	398,724	54,843	2,052	341,829	313,508	43,834	1,659	268,015	85,216	11,009	393	73,814
March	397,011	54,538	2,073	340,400	310,812	43,661	1,682	265,469	86,199	10,877	391	74,931
April	395,355	53,944	2,072	339,339	309,949	43,119	1,678	265,152	85,406	10,825	394	74,187
May	394,423	53,847	2,067	338,509	308,578	42,898	1,660	264,020	85,845	10,949	407	74,489
June	397,484	54,174	2,083	341,227	309,990	43,157	1,662	265,171	87,494	11,017	421	76,056

a/ Beginning July 1949 USAFWA personnel are included, bringing data into agreement with USAF totals shown in Table 8. February 1950 disagreement is caused by the inclusion of Naval Officers in USAF figures.

TABLE 28 -- DEPARTMENTAL STRENGTH (WORLDWIDE) OF GENERAL OFFICERS, BY PERMANENT GRADE, BY GRADE IN WHICH SERVING

End of Month	Total b/	Permanent Grade g/																	
		Major General				Brigadier General				Colonel			Lieutenant Colonel						
		Grade in Which Serving																	
		General	Lt General	Maj General	Brig General	General	Lt General	Maj General	Brig General	General	Lt General	Maj General	Brig General	General	Lt General	Maj General	Brig General		
<b>1949</b>																			
January	199	4	10	25	-	-	2	38	16	-	-	-	-	19	81	-	-	1	3
February	201	4	10	25	-	-	2	38	16	-	-	-	-	19	83	-	-	1	3
March	199	4	10	24	-	-	2	38	16	-	-	-	-	19	82	-	-	1	3
April	202	4	10	24	-	-	2	38	16	-	-	-	-	19	82	-	-	1	6
May	202	4	10	24	-	-	2	38	16	-	-	-	-	19	82	-	-	1	6
June	199	4	10	24	-	-	2	37	15	-	-	-	-	19	81	-	-	1	6
July	202	4	10	25	-	-	2	37	16	-	-	-	-	19	81	-	-	1	7
August	210	4	10	25	-	-	2	37	15	-	-	-	-	19	88	-	-	3	7
September	226	4	11	24	-	-	2	40	12	-	-	-	-	25	96	-	-	3	9
October	224	4	11	24	-	-	2	40	12	-	-	-	-	25	95	-	-	2	9
November	220	4	11	23	-	-	2	40	12	-	-	-	-	24	93	-	-	2	9
December	215	4	11	23	-	-	2	40	11	-	-	-	-	24	89	-	-	2	9
<b>1950</b>																			
January	225	4	11	36	-	-	2	45	19	-	-	-	-	13	92	-	-	-	3
February	225	4	11	36	-	-	2	45	19	-	-	-	-	13	92	-	-	-	3
March	223	3	11	36	-	-	2	45	18	-	-	-	-	13	92	-	-	-	3
April	221	3	11	34	-	-	2	45	18	-	-	-	-	13	92	-	-	-	3
May	221	3	11	34	-	-	2	45	18	-	-	-	-	13	92	-	-	-	3
June	221	3	12	33	-	-	2	45	18	-	-	-	-	13	92	-	-	-	3

a/ No general officers possess permanent grade of General or Lieutenant General in the USAF.

b/ Excludes Air Reserve and Air National Guard officers as follows: Jan '49 - 5 Brigadier Generals, USAFR and 1 Brigadier General, ANGUS; Feb' 49 through Jul '49, 3 Brigadier Generals, USAFR and 1 Major General, ANGUS; Aug '49 through Jan '50, 4 Brigadier Generals, USAFR and 1 Major General, ANGUS; and Feb' 50 through Jun '50, 4 Brigadier Generals, USAFR, 1 Major General, USAFR and 1 Major General, ANGUS.

TABLE 29.-- ENLISTMENTS BY TERM OF ENLISTMENT

(Excludes Reenlistments in the Army for SCARNAF duty)

Month	Total	Term of Enlistment					
		1 year	3 years	4 years	5 years	6 years	Indefinite
<b>1949</b>							
January . . . . .	13,257	949	11,711	29	43	121	404
February . . . . .	11,550	864	10,001	31	33	91	530
March . . . . .	10,754	452	9,162	30	47	132	931
April . . . . .	9,380	202	7,639	43	56	144	1,296
May . . . . .	9,482	160	8,012	30	30	89	1,161
June . . . . .	15,558	343	13,302	44	92	185	1,592
July . . . . .	11,491	344	9,666	18	42	159	1,262
August . . . . .	9,426	289	8,104	32	24	87	890
September . . . . .	10,608	315	9,220	42	58	100	873
October . . . . .	9,138	70	2,279	3,661	118	1,350	1,660
November . . . . .	11,088	-	1,876	4,111	52	1,596	3,453
December . . . . .	15,754	-	1,884	4,389	48	2,055	7,378
<b>1950</b>							
January . . . . .	15,820	-	1,402	9,710	20	1,875	2,813
February . . . . .	12,636	-	1,215	6,505	12	1,832	3,072
March . . . . .	10,284	-	1,071	4,260	11	2,031	2,911
April . . . . .	8,304	-	864	3,511	11	1,560	2,358
May . . . . .	9,357	-	772	4,769	9	1,461	2,346
June . . . . .	15,515	-	959	10,020	35	2,040	2,461

TABLE 30.-- ENLISTMENTS BY STATUS AS TO PRIOR SERVICE, BY GRADE IN WHICH SERVING

(Excludes Reenlistments in the Army for SCARNAF duty)

Month	Total Enlistments	Grade							Aviation Cadet
		Master Sergeant	Technical Sergeant	Staff Sergeant	Sergeant	Corporal	Private First Class	Private	
<b>1949</b>									
<b>January - Total . . . . .</b>	<b>13,257</b>	<b>1,309</b>	<b>1,266</b>	<b>2,247</b>	<b>1,317</b>	<b>750</b>	<b>866</b>	<b>5,502</b>	<b>-</b>
No prior Service . . . . .	5,326	-	-	5	-	4	4	5,313	-
Prior Service . . . . .	3,312	296	376	828	538	420	697	157	-
Immediate Reenlistment . . . . .	4,619	1,013	890	1,414	779	326	165	32	-
<b>February - Total . . . . .</b>	<b>11,550</b>	<b>995</b>	<b>1,115</b>	<b>2,161</b>	<b>1,359</b>	<b>820</b>	<b>905</b>	<b>4,195</b>	<b>-</b>
No prior Service . . . . .	4,046	-	-	-	-	1	-	4,045	-
Prior Service . . . . .	3,233	256	355	836	566	426	674	120	-
Immediate Reenlistment . . . . .	4,271	739	760	1,325	793	393	231	30	-
<b>March - Total . . . . .</b>	<b>10,754</b>	<b>776</b>	<b>862</b>	<b>2,040</b>	<b>1,229</b>	<b>783</b>	<b>861</b>	<b>3,768</b>	<b>435</b>
No Prior Service . . . . .	3,902	-	-	3	-	-	2	3,463	434
Prior Service . . . . .	2,921	159	231	692	468	444	718	209	-
Immediate Reenlistment . . . . .	3,931	617	631	1,345	761	339	141	96	1
<b>April - Total . . . . .</b>	<b>9,380</b>	<b>761</b>	<b>972</b>	<b>2,354</b>	<b>1,049</b>	<b>581</b>	<b>749</b>	<b>2,879</b>	<b>35</b>
No Prior Service . . . . .	2,626	-	-	-	1	-	2	2,588	35
Prior Service . . . . .	2,671	144	231	628	479	321	640	228	-
Immediate Reenlistment . . . . .	4,083	617	741	1,726	569	260	107	63	-

TABLE 30.-- ENLISTMENTS BY STATUS AS TO PRIOR SERVICE, BY GRADE IN WHICH SERVING (Continued)

(Excludes Reenlistments in the Army for SCARWAF duty)

Month	Total Enlistments	Grade						Aviation Cadet	
		Master Sergeant	Technical Sergeant	Staff Sergeant	Sergeant	Corporal	Private First Class		Private
<b>May - Total</b> . . . . .	<u>9,482</u>	<u>561</u>	<u>925</u>	<u>2,221</u>	<u>960</u>	<u>541</u>	<u>750</u>	<u>3,088</u>	<u>426</u>
No Prior Service . . . . .	3,236	-	-	1	-	-	1	2,808	426
Prior Service . . . . .	2,635	87	229	668	436	325	651	239	-
Immediate Reenlistments . . . . .	3,611	474	706	1,552	524	216	98	41	-
<b>June - Total</b> . . . . .	<u>15,558</u>	<u>752</u>	<u>1,241</u>	<u>2,192</u>	<u>1,382</u>	<u>708</u>	<u>1,066</u>	<u>6,797</u>	<u>312</u>
No Prior Service . . . . .	6,579	-	-	-	-	2	1	6,265	311
Prior Service . . . . .	3,749	98	308	949	541	465	911	476	1
Immediate Reenlistments . . . . .	5,230	655	1,033	2,250	841	241	154	56	-
<b>July - Total</b> . . . . .	<u>11,491</u>	<u>478</u>	<u>972</u>	<u>2,261</u>	<u>1,081</u>	<u>451</u>	<u>861</u>	<u>5,042</u>	<u>342</u>
No Prior Service . . . . .	4,894	-	-	-	-	-	2	4,590	342
Prior Service . . . . .	2,749	84	255	547	399	225	773	465	1
Immediate Reenlistments . . . . .	3,848	394	718	1,714	682	226	86	28	-
<b>August - Total</b> . . . . .	<u>9,426</u>	<u>205</u>	<u>603</u>	<u>1,630</u>	<u>990</u>	<u>429</u>	<u>857</u>	<u>4,169</u>	<u>442</u>
No Prior Service . . . . .	4,265	-	1	-	1	1	1	3,818	442
Prior Service . . . . .	2,217	59	149	394	358	206	753	298	-
Immediate Reenlistments . . . . .	2,944	246	453	1,236	631	222	103	53	-
<b>September - Total</b> . . . . .	<u>10,608</u>	<u>447</u>	<u>667</u>	<u>1,698</u>	<u>1,060</u>	<u>445</u>	<u>920</u>	<u>4,929</u>	<u>432</u>
No Prior Service . . . . .	4,819	-	1	3	5	5	1	4,374	430
Prior Service . . . . .	2,510	63	145	438	348	212	797	505	2
Immediate Reenlistments . . . . .	3,279	384	521	1,257	707	228	132	50	-
<b>October - Total</b> . . . . .	<u>9,138</u>	<u>768</u>	<u>1,013</u>	<u>2,054</u>	<u>1,219</u>	<u>492</u>	<u>772</u>	<u>2,815</u>	<u>3</u>
No Prior Service . . . . .	2,608	-	1	4	1	1	1	2,597	3
Prior Service . . . . .	2,208	83	171	498	394	210	673	179	-
Immediate Reenlistments . . . . .	4,322	685	841	1,552	824	282	99	39	-
<b>November - Total</b> . . . . .	<u>11,088</u>	<u>1,174</u>	<u>1,431</u>	<u>2,854</u>	<u>1,106</u>	<u>421</u>	<u>775</u>	<u>2,909</u>	<u>418</u>
No Prior Service . . . . .	3,134	1	-	3	-	-	2	2,710	418
Prior Service . . . . .	2,032	93	167	428	332	178	684	150	-
Immediate Reenlistments . . . . .	5,922	1,080	1,264	2,423	774	243	89	49	-
<b>December - Total</b> . . . . .	<u>12,754</u>	<u>2,049</u>	<u>2,372</u>	<u>4,974</u>	<u>1,472</u>	<u>572</u>	<u>976</u>	<u>3,322</u>	<u>4</u>
No Prior Service . . . . .	3,041	-	-	1	1	1	1	3,033	4
Prior Service . . . . .	2,282	140	160	446	316	192	846	182	-
Immediate Reenlistments . . . . .	10,431	1,909	2,213	4,527	1,155	380	129	118	-
<b>1950</b>									
<b>January - Total</b> . . . . .	<u>15,820</u>	<u>1,046</u>	<u>851</u>	<u>2,280</u>	<u>1,128</u>	<u>617</u>	<u>1,787</u>	<u>7,697</u>	<u>414</u>
No Prior Service . . . . .	7,826	-	-	2	1	-	4	7,408	411
Prior Service . . . . .	3,213	178	95	372	344	259	1,690	272	3
Immediate Reenlistments . . . . .	4,781	868	756	1,906	783	358	93	17	-
<b>February - Total</b> . . . . .	<u>12,636</u>	<u>953</u>	<u>987</u>	<u>2,398</u>	<u>1,221</u>	<u>548</u>	<u>1,199</u>	<u>5,106</u>	<u>224</u>
No Prior Service . . . . .	5,111	-	-	3	-	-	-	4,885	223
Prior Service . . . . .	2,695	239	134	429	405	224	1,061	202	1
Immediate Enlistments . . . . .	4,830	714	853	1,966	816	324	138	19	-
<b>March - Total</b> . . . . .	<u>10,284</u>	<u>777</u>	<u>944</u>	<u>2,411</u>	<u>1,369</u>	<u>549</u>	<u>900</u>	<u>3,217</u>	<u>117</u>
No Prior Service . . . . .	3,260	-	-	-	-	-	-	3,143	117
Prior Service . . . . .	2,188	207	117	449	393	191	775	56	-
Immediate Reenlistments . . . . .	4,836	570	827	1,962	976	358	125	18	-
<b>April - Total</b> . . . . .	<u>8,304</u>	<u>586</u>	<u>776</u>	<u>1,813</u>	<u>1,116</u>	<u>432</u>	<u>770</u>	<u>2,582</u>	<u>228</u>
No Prior Service . . . . .	2,671	-	-	-	1	-	-	2,442	228
Prior Service . . . . .	1,673	85	81	252	311	149	674	121	-
Immediate Reenlistments . . . . .	3,960	501	695	1,561	804	283	96	20	-
<b>May - Total</b> . . . . .	<u>9,257</u>	<u>497</u>	<u>782</u>	<u>1,818</u>	<u>976</u>	<u>382</u>	<u>926</u>	<u>3,755</u>	<u>210</u>
No Prior Service . . . . .	3,859	-	-	-	-	-	-	3,649	210
Prior Service . . . . .	1,738	55	69	216	277	162	867	92	-
Immediate Reenlistments . . . . .	3,760	442	713	1,602	699	221	69	14	-
<b>June - Total</b> . . . . .	<u>12,515</u>	<u>691</u>	<u>877</u>	<u>2,018</u>	<u>1,442</u>	<u>601</u>	<u>1,279</u>	<u>8,574</u>	<u>26</u>
No Prior Service . . . . .	8,427	-	-	-	-	-	-	8,401	26
Prior Service . . . . .	2,413	70	84	352	356	209	1,184	158	-
Immediate Reenlistments . . . . .	4,675	621	793	1,666	1,093	392	95	15	-

TABLE 31.-- WAF ENLISTMENTS BY STATUS AS TO PRIOR SERVICE, BY GRADE IN WHICH SERVING

(This table excludes reenlistments in the Army for SCARNAF duty. Figures in parentheses indicate Negro personnel and are included in open figures.)

Month	Total Enlistments	Grade						
		Master Sergeant	Technical Sergeant	Staff Sergeant	Sergeant	Corporal	Private First Class	Private
<b>1949</b>								
<u>January</u> . . . . .	(1) 144	-	1	3	5	2	(1) 4	129
No Prior Service . . . . .	127	-	-	-	-	-	-	127
Prior Service . . . . .	(1) 16	-	1	2	5	2	(1) 4	2
Immediate Reenlistment	1	-	-	1	-	-	-	-
<u>February</u> . . . . .	(6) 128	1	2	2	16	8	5	(6) 94
No Prior Service . . . . .	(6) 93	-	-	-	-	-	-	(6) 93
Prior Service . . . . .	29	1	-	1	13	8	5	1
Immediate Reenlistment	6	-	2	1	3	-	-	-
<u>March</u> . . . . .	(5) 210	-	1	6	2	(1) 8	(1) 2	(3) 190
No Prior Service . . . . .	(3) 184	-	-	-	-	-	-	(3) 184
Prior Service . . . . .	(2) 25	-	-	6	3	(1) 8	(1) 2	6
Immediate Reenlistment	1	-	1	-	-	-	-	-
<u>April</u> . . . . .	159	1	-	1	4	8	5	140
No Prior Service . . . . .	141	-	-	-	-	-	1	140
Prior Service . . . . .	18	1	-	1	4	8	4	-
Immediate Reenlistment	-	-	-	-	-	-	-	-
<u>May</u> . . . . .	(22) 146	-	-	1	8	6	2	(22) 129
No Prior Service . . . . .	(22) 129	-	-	-	-	-	-	(22) 129
Prior Service . . . . .	17	-	-	1	8	6	2	-
Immediate Reenlistment	-	-	-	-	-	-	-	-
<u>June</u> . . . . .	(2) 180	-	-	4	5	5	4	(2) 162
No Prior Service . . . . .	(2) 159	-	-	-	-	-	-	(2) 159
Prior Service . . . . .	21	-	-	4	5	5	4	3
Immediate Reenlistment	-	-	-	-	-	-	-	-
<u>July</u> . . . . .	(3) 171	1	-	-	-	1	1	(3) 168
No Prior Service . . . . .	(3) 168	-	-	-	-	-	-	(3) 168
Prior Service . . . . .	2	-	-	-	-	1	1	-
Immediate Reenlistment	1	1	-	-	-	-	-	-
<u>August</u> . . . . .	(17) 171	-	-	-	-	5	1	(17) 165
No Prior Service . . . . .	(17) 165	-	-	-	-	-	-	(17) 165
Prior Service . . . . .	6	-	-	-	-	5	1	-
Immediate Reenlistment	-	-	-	-	-	-	-	-
<u>September</u> . . . . .	(5) 186	-	-	-	1	-	8	(5) 177
No Prior Service . . . . .	(5) 176	-	-	-	-	-	1	(5) 175
Prior Service . . . . .	10	-	-	-	1	-	7	2
Immediate Reenlistment	-	-	-	-	-	-	-	-
<u>October</u> . . . . .	(5) 159	-	-	-	-	2	6	(5) 151
No Prior Service . . . . .	(5) 150	-	-	-	-	-	-	(5) 150
Prior Service . . . . .	9	-	-	-	-	2	6	1
Immediate Reenlistment	-	-	-	-	-	-	-	-
<u>November</u> . . . . .	(7) 200	2	2	18	-	-	2	(7) 173
No Prior Service . . . . .	(7) 171	-	-	-	-	-	-	(7) 171
Prior Service . . . . .	5	-	-	-	-	-	3	2
Immediate Reenlistment	24	3	3	18	-	-	-	-
<u>December</u> . . . . .	(11) 217	(2) 6	12	(3) 28	-	-	2	(6) 199
No Prior Service . . . . .	(6) 149	-	-	-	-	-	-	(6) 149
Prior Service . . . . .	16	-	-	4	-	-	2	10
Immediate Reenlistment	(5) 52	(2) 6	12	(3) 24	-	-	-	-

TABLE 31.-- WAF ENLISTMENTS BY STATUS AS TO PRIOR SERVICE, BY GRADE IN WHICH SERVING (Continued)

(This table excludes reenlistments in the Army for SCARWAF duty. Figures in parentheses indicate Negro personnel and are included in open figures.)

Month	Total Enlistments	Grade						
		Lester Sergeant	Technical Sergeant	Staff Sergeant	Sergeant	Corporal	Private First Class	Private
<b>1950</b>								
<b>January</b> . . . . .	(8) 219	-	(1) 1	(1) 16	-	1	3	(6) 198
No Prior Service . . . . .	(6) 198	-	-	-	-	-	-	(6) 198
Prior Service . . . . .	6	-	-	2	-	1	3	-
Immediate Reenlistment	(2) 15	-	(1) 1	(1) 14	-	-	-	-
<b>February</b> . . . . .	(3) 187	1	1	10	-	-	-	(3) 175
No Prior Service . . . . .	(3) 175	-	-	-	-	-	-	(3) 175
Prior Service . . . . .	-	-	-	-	-	-	-	-
Immediate Reenlistment	12	1	1	10	-	-	-	-
<b>March</b> . . . . .	(10) 215	-	1	(1) 19	2	-	7	(9) 194
No Prior Service . . . . .	(9) 192	-	-	-	-	-	-	(9) 192
Prior Service . . . . .	(1) 14	-	-	(1) 3	2	-	7	2
Immediate Reenlistment	9	-	1	7	1	-	-	-
<b>April</b> . . . . .	(10) 154	-	-	1	1	-	1	(10) 151
No Prior Service . . . . .	(10) 149	-	-	-	-	-	-	(10) 149
Prior Service . . . . .	4	-	-	-	1	-	1	2
Immediate Reenlistment	1	-	-	1	-	-	-	-
<b>May</b> . . . . .	(8) 169	1	1	17	2	1	-	(8) 147
No Prior Service . . . . .	(8) 147	-	-	-	-	-	-	(8) 147
Prior Service . . . . .	5	-	-	5	-	-	-	-
Immediate Reenlistment	17	1	1	12	2	1	-	-
<b>June</b> . . . . .	(6) 169	1	1	15	4	2	5	(6) 141
No Prior Service . . . . .	(6) 140	-	-	-	-	-	-	(6) 140
Prior Service . . . . .	21	-	-	13	1	1	5	1
Immediate Reenlistment	8	1	1	2	3	1	-	-

TABLE 32.-- NEGRO ENLISTMENTS BY STATUS AS TO PRIOR SERVICE, BY GRADE IN WHICH SERVING

(This table excludes reenlistments in the Army for SCARWAF duty.)

Month	Total Enlistments	Grade							Private	Aviation Cadet
		Master Sergeant	Technical Sergeant	Staff Sergeant	Sergeant	Corporal	Private First Class			
<b>1949</b>										
<b>January - Total</b> . . . . .	1,081	26	22	156	208	167	142	340	-	
No Prior Service . . . . .	331	-	-	-	-	1	-	330	-	
Prior Service . . . . .	263	8	9	37	56	64	84	5	-	
Immediate Reenlistment	487	28	23	119	152	102	58	5	-	
<b>February - Total</b> . . . . .	1,016	21	27	115	157	158	152	386	-	
No Prior Service . . . . .	369	-	-	-	-	-	-	369	-	
Prior Service . . . . .	195	5	8	28	35	55	61	3	-	
Immediate Reenlistment	452	16	19	87	122	103	91	14	-	
<b>March - Total</b> . . . . .	732	22	37	83	152	141	120	175	2	
No Prior Service . . . . .	166	-	-	1	-	-	-	163	2	
Prior Service . . . . .	218	5	11	20	46	53	77	6	-	
Immediate Reenlistment	348	17	26	62	106	88	43	6	-	
<b>April - Total</b> . . . . .	553	27	14	78	95	81	79	179	-	
No Prior Service . . . . .	171	-	-	-	-	-	-	171	-	
Prior Service . . . . .	167	3	3	20	40	37	62	2	-	
Immediate Reenlistment	215	24	11	58	55	44	17	6	-	
<b>May - Total</b> . . . . .	602	10	22	71	79	56	88	271	5	
No Prior Service . . . . .	270	-	-	-	-	-	-	265	5	
Prior Service . . . . .	158	2	7	17	26	29	74	3	-	
Immediate Reenlistment	174	8	15	54	53	27	14	3	-	
<b>June - Total</b> . . . . .	1,738	15	24	118	100	121	184	1,161	5	
No Prior Service . . . . .	1,145	-	-	-	-	-	-	1,140	5	
Prior Service . . . . .	328	1	5	32	35	76	163	16	-	
Immediate Reenlistment	265	14	29	86	65	45	21	5	-	

TABLE 32.-- NEGRO ENLISTMENTS BY STATUS AS TO PRIOR SERVICE, BY GRADE IN WHICH SERVING (Continued)

(This table excludes reenlistments in the Army for SCARWAF duty.)

Month	Total Enlistments	Grade							Aviation Cadet
		Master Sergeant	Technical Sergeant	Staff Sergeant	Sergeant	Corporal	Private First Class	Private	
<b>1949</b>									
<u>July - Total</u> . . . . .	<u>1,164</u>	<u>17</u>	<u>22</u>	<u>70</u>	<u>55</u>	<u>75</u>	<u>148</u>	<u>774</u>	<u>2</u>
No Prior Service . . . . .	750	-	-	-	-	-	1	746	3
Prior Service . . . . .	230	4	3	10	20	39	140	14	-
Immediate Reenlistment	184	13	19	60	35	36	7	14	-
<u>August - Total</u> . . . . .	<u>1,045</u>	<u>1</u>	<u>7</u>	<u>32</u>	<u>26</u>	<u>41</u>	<u>185</u>	<u>753</u>	<u>-</u>
No Prior Service . . . . .	728	-	-	-	-	-	-	728	-
Prior Service . . . . .	249	-	3	6	19	29	173	19	-
Immediate Reenlistment	68	1	4	26	7	12	12	6	-
<u>September - Total</u> . . . . .	<u>981</u>	<u>3</u>	<u>7</u>	<u>13</u>	<u>9</u>	<u>28</u>	<u>144</u>	<u>771</u>	<u>7</u>
No Prior Service . . . . .	750	-	-	-	-	1	-	742	7
Prior Service . . . . .	180	-	1	-	5	13	137	24	-
Immediate Reenlistment	51	3	6	12	4	14	7	5	-
<u>October - Total</u> . . . . .	<u>657</u>	<u>8</u>	<u>4</u>	<u>19</u>	<u>21</u>	<u>18</u>	<u>89</u>	<u>298</u>	<u>-</u>
No Prior Service . . . . .	288	-	-	-	-	-	1	287	-
Prior Service . . . . .	103	1	1	5	2	6	79	9	-
Immediate Reenlistment	66	7	3	14	19	12	9	2	-
<u>November - Total</u> . . . . .	<u>601</u>	<u>10</u>	<u>19</u>	<u>54</u>	<u>36</u>	<u>27</u>	<u>105</u>	<u>344</u>	<u>6</u>
No Prior Service . . . . .	342	-	-	-	-	-	-	336	6
Prior Service . . . . .	121	-	-	6	8	8	93	6	-
Immediate Reenlistment	138	10	19	48	28	19	12	2	-
<u>December - Total</u> . . . . .	<u>638</u>	<u>42</u>	<u>41</u>	<u>155</u>	<u>32</u>	<u>32</u>	<u>81</u>	<u>255</u>	<u>-</u>
No Prior Service . . . . .	251	-	-	-	-	-	-	251	-
Prior Service . . . . .	91	2	4	5	8	2	68	2	-
Immediate Reenlistment	296	40	37	150	24	30	13	2	-
<b>1950</b>									
<u>January - Total</u> . . . . .	<u>700</u>	<u>11</u>	<u>15</u>	<u>98</u>	<u>46</u>	<u>27</u>	<u>75</u>	<u>427</u>	<u>1</u>
No Prior Service . . . . .	421	-	-	-	-	-	-	420	1
Prior Service . . . . .	118	-	4	17	12	11	69	5	-
Immediate Reenlistment	161	11	11	81	34	16	6	2	-
<u>February - Total</u> . . . . .	<u>550</u>	<u>20</u>	<u>20</u>	<u>77</u>	<u>31</u>	<u>26</u>	<u>63</u>	<u>313</u>	<u>-</u>
No Prior Service . . . . .	312	-	-	-	-	-	-	312	-
Prior Service . . . . .	77	3	4	5	8	6	50	1	-
Immediate Reenlistment	161	17	16	72	23	20	13	-	-
<u>March - Total</u> . . . . .	<u>547</u>	<u>7</u>	<u>17</u>	<u>67</u>	<u>45</u>	<u>47</u>	<u>54</u>	<u>308</u>	<u>2</u>
No Prior Service . . . . .	306	-	-	-	-	-	-	304	2
Prior Service . . . . .	70	-	-	8	8	14	38	2	-
Immediate Reenlistment	171	7	17	59	37	33	16	2	-
<u>April - Total</u> . . . . .	<u>425</u>	<u>15</u>	<u>16</u>	<u>52</u>	<u>32</u>	<u>19</u>	<u>54</u>	<u>225</u>	<u>5</u>
No Prior Service . . . . .	224	-	-	-	-	-	-	219	5
Prior Service . . . . .	61	1	-	2	8	2	43	5	-
Immediate Reenlistment	140	14	16	57	24	17	11	1	-
<u>May - Total</u> . . . . .	<u>621</u>	<u>10</u>	<u>9</u>	<u>48</u>	<u>34</u>	<u>26</u>	<u>72</u>	<u>421</u>	<u>1</u>
No Prior Service . . . . .	415	-	-	-	-	-	-	414	1
Prior Service . . . . .	88	1	-	3	7	9	63	5	-
Immediate Reenlistment	118	9	9	45	27	17	9	2	-
<u>June - Total</u> . . . . .	<u>1,821</u>	<u>10</u>	<u>21</u>	<u>65</u>	<u>46</u>	<u>54</u>	<u>123</u>	<u>1,498</u>	<u>4</u>
No Prior Service . . . . .	1,489	-	-	-	-	-	-	1,485	4
Prior Service . . . . .	150	-	-	12	4	11	115	8	-
Immediate Reenlistment	182	10	21	53	42	43	8	5	-



TABLE 33.-- USAF ENLISTMENTS APPLICABLE TO RECRUITING QUOTAS, BY TYPE

Quota and Enlistments	FISCAL YEAR 1949											
	July (1948)		August		September		October		November		December	
	Male	Female	Male	Female	Male	Female	Male	Female	Male	Female	Male	Female
Recruiting Quota . . . . .	8,000	a/	8,000	a/	9,000	a/	10,000	200	13,000	200	9,000	200
Enlistments - Total . . . . .	9,208	1	10,869	2	8,235	48	7,450	174	8,308	165	7,439	108
With Prior Service b/ . . . . .	1,129	1	1,215	8	991	44	1,316	94	1,268	61	1,337	20
Without Prior Service . . . . .	8,079	-	9,654	1	7,244	4	6,134	80	7,040	104	6,092	88
(AFUS) g/ . . . . .	(579)	(-)	(727)	(-)	(946)	(-)	(662)	(-)	(622)	(-)	(568)	(-)
Percent of Quota Enlisted as of end of month . . . . .	115.1	0.0	135.9	0.0	91.5	0.0	74.5	87.0	63.9	82.5	82.5	54.0
	FISCAL YEAR 1949											
	January (1949)		February		March		April		May		June	
	Male	Female	Male	Female	Male	Female	Male	Female	Male	Female	Male	Female
Recruiting Quota . . . . .	5,000	200	5,000	200	5,000	275	4,300	275	5,000	275	7,800	275
Enlistments - Total . . . . .	5,805	137	4,684	121	4,411	203	3,549	159	4,220	141	3,352	180
With Prior Service b/ . . . . .	1,091	12	1,108	30	1,080	24	844	16	1,015	14	1,322	16
Without Prior Service . . . . .	4,714	125	3,576	91	3,331	179	2,705	143	3,205	127	7,030	164
(AFUS) g/ . . . . .	(968)	(-)	(803)	(-)	(462)	(-)	(204)	(-)	(172)	(-)	(368)	(-)
Percent of Quota Enlisted as of end of month . . . . .	116.1	68.5	93.7	60.5	88.2	73.8	82.5	57.8	84.4	51.3	107.1	65.4
	FISCAL YEAR 1950											
	July (1949)		August		September		October		November		December	
	Male	Female	Male	Female	Male	Female	Male	Female	Male	Female	Male	Female
Recruiting Quota . . . . .	5,800	275	4,850	275	5,800	275	5,100	275	7,300	275	5,850	275
Enlistments - Total . . . . .	5,948	171	4,992	174	5,687	177	3,638	161	3,520	179	4,006	162
With Prior Service b/ . . . . .	1,192	2	1,047	6	1,060	8	960	10	919	7	998	10
Without Prior Service . . . . .	4,756	169	3,946	168	4,627	169	2,678	151	2,601	172	3,008	152
(AFUS) g/ . . . . .	(356)	(-)	(298)	(-)	(309)	(-)	(69)	(-)	(-)	(-)	(-)	(-)
Percent of Quota Enlisted as of end of month . . . . .	102.5	62.2	102.9	63.3	98.0	64.4	71.3	58.5	48.2	65.1	68.5	58.9
	FISCAL YEAR 1950											
	January (1950)		February		March		April		May		June	
	Male	Female	Male	Female	Male	Female	Male	Female	Male	Female	Male	Female
Recruiting Quota . . . . .	8,550	275	6,800	275	4,300	275	5,825	175	8,325	175	a/	175
Enlistments - Total . . . . .	9,532	227	5,992	161	3,968	185	3,236	151	4,648	146	9,834	142
With Prior Service b/ . . . . .	2,077	6	1,299	2	969	-	890	-	1,062	-	1,384	-
Without Prior Service . . . . .	7,455	221	4,693	159	2,999	185	2,346	151	3,586	146	8,450	142
(AFUS) g/ . . . . .	(-)	(-)	(-)	(-)	(-)	(-)	(-)	(-)	(-)	(-)	(-)	(-)
Percent of Quota Enlisted as of end of month . . . . .	111.5	82.5	88.1	58.5	92.3	67.2	55.5	86.3	55.8	83.4	a/	81.1

a/ WAF (Female) Enlistment program effective, 15 September 1948.

b/ Personnel Separated over 90 days.

c/ AFUS (1 year volunteers) included in "Without Prior Service" totals. AFUS was discontinued, 4 October 1949.

d/ Unlimited quota.

e/ No accurate quota on which to base rate.

Source: Personnel Procurement Division, Directorate of Training, DCS/P, Hq. USAF.

TABLE 34.-- AVIATION CADET (PILOT AND NAVIGATOR) AND OFFICER CANDIDATE SCHOOL PROSPECTS  
INTERVIEWED AND PASSED BY PROCUREMENT TEAMS AT AIR FORCE AREAS

Operations By Air Force	FISCAL YEAR 1949						FISCAL YEAR 1950		
	Jan (1949)	Feb	Mar	Apr	May	Jun	Jul	Aug	Sep
<u>Applicants Interviewed - Total</u> . . . . .	<u>2,490</u>	<u>2,201</u>	<u>2,463</u>	<u>1,420</u>	<u>1,691</u>	<u>108</u>	<u>157</u>	<u>567</u>	<u>221</u>
First Air Force . . . . .	1,193	958	1,361	559	961	105	93	188	72
Fourth Air Force . . . . .	382	374	141	183	268	-	-	-	-
Ninth Air Force . . . . .	238	238	141	31	-	-	20	122	59
Tenth Air Force . . . . .	677	451	497	361	299	-	44	253	67
Twelfth Air Force . . . . .	a/	a/	a/	a/	a/	a/	a/	4	23
Fourteenth Air Force . . . . .	b/	180	323	286	163	3	-	-	-
<u>Applicants Examined - Total</u> . . . . .	<u>875</u>	<u>757</u>	<u>648</u>	<u>430</u>	<u>381</u>	<u>54</u>	<u>73</u>	<u>254</u>	<u>92</u>
First Air Force . . . . .	303	155	205	98	168	53	38	95	31
Fourth Air Force . . . . .	198	187	63	62	64	-	-	-	-
Ninth Air Force . . . . .	131	138	92	19	-	-	9	57	28
Tenth Air Force . . . . .	243	155	160	114	71	-	26	100	24
Twelfth Air Force . . . . .	a/	a/	a/	a/	a/	a/	a/	2	10
Fourteenth Air Force . . . . .	b/	122	128	137	78	1	-	-	-
<u>Applications Passed and Forwarded - Total</u> . . . . .	<u>566</u>	<u>478</u>	<u>396</u>	<u>287</u>	<u>277</u>	<u>36</u>	<u>46</u>	<u>137</u>	<u>49</u>
First Air Force . . . . .	200	99	131	56	114	36	24	52	19
Fourth Air Force . . . . .	132	113	38	46	53	-	-	-	-
Ninth Air Force . . . . .	96	76	47	16	-	-	5	28	11
Tenth Air Force . . . . .	138	91	106	75	51	-	17	56	14
Twelfth Air Force . . . . .	a/	a/	a/	a/	a/	a/	a/	1	5
Fourteenth Air Force . . . . .	b/	99	74	94	59	-	-	-	-
	FISCAL YEAR 1950 (Contd)								
Operations By Air Force	Oct	Nov	Dec	Jan (1950)	Feb	Mar	Apr	May	Jun
<u>AVIATION CADET PROSPECTS</u>									
<u>Applicants Interviewed - Total</u> . . . . .	<u>1,169</u>	<u>1,412</u>	<u>1,440</u>	<u>1,466</u>	<u>1,429</u>	<u>2,073</u>	<u>1,803</u>	<u>1,775</u>	<u>237</u>
First Air Force . . . . .	567	334	282	143	319	394	332	269	130
Fourth Air Force . . . . .	71	210	66	103	279	144	143	351	a/
Ninth Air Force . . . . .	128	232	364	586	215	359	175	127	a/
Tenth Air Force . . . . .	281	400	390	410	350	644	721	572	71
Twelfth Air Force . . . . .	98	114	94	53	79	179	195	128	36
Fourteenth Air Force . . . . .	24	122	244	171	187	353	237	328	a/
<u>Applicants Examined - Total</u> . . . . .	<u>102</u>	<u>144</u>	<u>168</u>	<u>190</u>	<u>214</u>	<u>363</u>	<u>383</u>	<u>407</u>	<u>88</u>
First Air Force . . . . .	37	24	39	14	24	110	48	51	68
Fourth Air Force . . . . .	12	18	7	17	71	18	55	70	a/
Ninth Air Force . . . . .	7	14	21	13	5	20	23	7	a/
Tenth Air Force . . . . .	23	32	42	86	41	94	150	157	8
Twelfth Air Force . . . . .	19	30	12	16	20	24	25	24	12
Fourteenth Air Force . . . . .	4	26	47	44	53	97	82	98	a/
<u>Applications Passed and Forwarded - Total</u> . . . . .	<u>67</u>	<u>95</u>	<u>109</u>	<u>127</u>	<u>157</u>	<u>233</u>	<u>264</u>	<u>278</u>	<u>41</u>
First Air Force . . . . .	23	18	20	9	20	64	36	29	25
Fourth Air Force . . . . .	6	16	7	13	58	16	47	56	a/
Ninth Air Force . . . . .	4	5	13	9	3	9	21	3	a/
Tenth Air Force . . . . .	16	23	32	57	34	72	97	125	4
Twelfth Air Force . . . . .	15	18	11	13	18	16	21	22	12
Fourteenth Air Force . . . . .	3	15	26	26	24	56	42	43	a/
<u>NAVIGATOR PROSPECTS</u>									
<u>Applicants Interviewed - Total</u> . . . . .	<u>98</u>	<u>235</u>	<u>742</u>	<u>420</u>	<u>314</u>	<u>480</u>	<u>346</u>	<u>378</u>	<u>15</u>
First Air Force . . . . .	68	83	112	36	44	82	65	68	3
Fourth Air Force . . . . .	4	15	31	26	19	24	27	47	a/
Ninth Air Force . . . . .	-	59	295	203	113	163	61	58	a/
Tenth Air Force . . . . .	8	46	197	116	78	154	138	130	10
Twelfth Air Force . . . . .	15	10	54	5	8	19	18	22	2
Fourteenth Air Force . . . . .	3	22	53	34	52	38	37	53	a/

TABLE 34.-- AVIATION CADET (PILOT AND NAVIGATOR) AND OFFICER CANDIDATE SCHOOL PROSPECTS  
INTERVIEWED AND PASSED BY PROCUREMENT TEAMS AT AIR FORCE AREAS (CONTINUED)

Operations By Air Force	FISCAL YEAR 1950 (Contd.)								
	Oct	Nov	Dec	Jan (1950)	Feb	Mar	Apr	May	Jun
<b>NAVIGATOR PROSPECTS (Contd.)</b>									
<u>Applicants Examined - Total</u> . . . . .	2	20	104	22	30	67	57	50	6
First Air Force . . . . .	3	7	14	2	3	16	5	6	3
Fourth Air Force . . . . .	-	2	6	2	1	4	10	8	g/
Ninth Air Force . . . . .	-	1	20	-	2	-	2	1	g/
Tenth Air Force . . . . .	1	7	26	8	10	16	24	20	1
Twelfth Air Force . . . . .	1	-	19	-	1	4	6	4	2
Fourteenth Air Force . . . . .	-	3	19	10	13	7	10	11	g/
<u>Applications Passed and Forwarded - Total</u> . . . . .	2	13	92	18	17	35	40	27	1
First Air Force . . . . .	1	4	11	2	2	9	3	3	2
Fourth Air Force . . . . .	-	2	6	2	1	4	8	6	g/
Ninth Air Force . . . . .	-	1	20	-	1	-	2	1	g/
Tenth Air Force . . . . .	1	5	24	5	7	16	19	16	1
Twelfth Air Force . . . . .	1	-	19	-	-	1	3	4	2
Fourteenth Air Force . . . . .	-	1	19	9	6	5	5	7	g/
<b>OFFICER CANDIDATE SCHOOL PROSPECTS</b>									
<u>Applicants Interviewed - Total</u> . . . . .	344	564	248	780	675	1,008	813	835	62
First Air Force . . . . .	150	108	38	65	151	187	94	117	-
Fourth Air Force . . . . .	36	80	8	47	61	50	86	167	g/
Ninth Air Force . . . . .	99	233	65	330	192	289	109	93	g/
Tenth Air Force . . . . .	14	160	93	197	142	267	324	261	51
Twelfth Air Force . . . . .	39	32	11	69	45	132	141	111	11
Fourteenth Air Force . . . . .	6	51	33	72	84	83	59	86	g/
<u>Applicants Examined - Total</u> . . . . .	43	90	20	117	108	140	149	148	13
First Air Force . . . . .	15	18	1	14	18	33	21	17	2
Fourth Air Force . . . . .	6	16	1	9	9	5	26	34	g/
Ninth Air Force . . . . .	12	23	3	12	7	10	12	9	g/
Tenth Air Force . . . . .	2	13	5	32	24	43	54	47	4
Twelfth Air Force . . . . .	6	11	1	32	19	30	28	19	7
Fourteenth Air Force . . . . .	2	9	9	18	31	19	8	22	g/
<u>Applications Passed and Forwarded - Total</u> . . . . .	40	91	13	110	102	152	150	147	11
First Air Force . . . . .	13	17	1	14	18	33	22	17	-
Fourth Air Force . . . . .	6	16	1	9	9	5	24	34	g/
Ninth Air Force . . . . .	12	25	1	12	7	15	16	9	g/
Tenth Air Force . . . . .	1	13	3	30	23	41	52	46	4
Twelfth Air Force . . . . .	6	11	1	29	19	26	28	19	7
Fourteenth Air Force . . . . .	2	9	6	16	26	39	8	22	g/

g/ Initial Reporting Date for this report, August 1949.

b/ Initial Reporting Date for this report, February 1949.

g/ Negative report.

Source: Personnel Procurement Division, Directorate of Training, DCS/P, Hq. USAF.

TABLE 34 A -- AVIATION CADET (PILOT AND NAVIGATOR) AND OFFICER CANDIDATE SCHOOL PROSPECTS  
INTERVIEWED AND PASSED BY RECRUITING SERVICE PROJECT OFFICERS AT ARMY AREAS

Operations By Army Area	FISCAL YEAR 1949						FISCAL YEAR 1950				
	Jan (1949)	Feb	Mar	Apr	May	Jun	Jul	Aug	Sep	Oct	Nov
<u>Applicants Interviewed - Total</u>	<u>2,469</u>	<u>2,626</u>	<u>2,926</u>	<u>2,158</u>	<u>2,282</u>	<u>2,347</u>	<u>2,841</u>	<u>2,867</u>	<u>2,946</u>	<u>1,322</u>	<u>1,144</u>
First Army . . . . .	514	462	484	346	440	520	578	618	627	203	212
Second Army . . . . .	539	741	795	567	551	671	706	745	773	448	495
Third Army . . . . .	203	329	338	201	476	290	566	600	288	84	40
Fourth Army . . . . .	126	186	251	174	105	114	221	237	218	100	48
Fifth Army . . . . .	296	368	532	347	288	238	331	586	568	248	193
Sixth Army . . . . .	791	550	536	523	422	514	439	81	472	239	156
<u>Applicants Examined - Total</u>	<u>1,594</u>	<u>1,575</u>	<u>1,697</u>	<u>1,262</u>	<u>1,276</u>	<u>1,194</u>	<u>1,506</u>	<u>1,512</u>	<u>1,457</u>	<u>428</u>	<u>357</u>
First Army . . . . .	364	301	285	208	216	243	246	298	274	47	48
Second Army . . . . .	367	383	433	329	245	302	350	356	346	118	144
Third Army . . . . .	181	250	183	148	332	174	382	367	161	30	16
Fourth Army . . . . .	98	115	144	97	60	83	115	133	129	41	26
Fifth Army . . . . .	210	235	311	230	185	185	234	329	338	115	86
Sixth Army . . . . .	374	291	341	250	238	207	179	29	209	77	37
<u>Applications Passed and Forwarded - Total</u>	<u>771</u>	<u>745</u>	<u>816</u>	<u>602</u>	<u>626</u>	<u>630</u>	<u>843</u>	<u>776</u>	<u>702</u>	<u>332</u>	<u>250</u>
First Army . . . . .	173	139	124	87	93	133	145	149	139	40	20
Second Army . . . . .	174	203	213	160	141	169	198	167	114	85	101
Third Army . . . . .	67	85	75	61	120	80	158	188	67	22	16
Fourth Army . . . . .	45	61	66	47	33	30	55	68	67	26	11
Fifth Army . . . . .	85	99	165	116	101	85	144	184	179	90	74
Sixth Army . . . . .	227	158	173	138	148	133	143	20	136	69	28
Operations By Army Area	FISCAL YEAR 1950 (Contd.)										
	Dec	Jan (1950)	Feb	Mar	Apr	May	Jun				
<u>AVIATION CADET PROSPECTS</u>											
<u>Interviewed - Total</u>		<u>834</u>	<u>1,111</u>	<u>1,287</u>	<u>1,648</u>	<u>1,241</u>	<u>1,368</u>	<u>1,242</u>			
First Army . . . . .		148	121	120	157	125	132	181			
Second Army . . . . .		317	420	441	463	430	492	493			
Third Army . . . . .		42	114	112	45	85	178	91			
Fourth Army . . . . .		63	81	158	243	273	223	187			
Fifth Army . . . . .		142	240	306	610	241	261	200			
Sixth Army . . . . .		122	135	150	130	87	82	90			
<u>Examined - Total</u>		<u>240</u>	<u>355</u>	<u>433</u>	<u>522</u>	<u>441</u>	<u>490</u>	<u>493</u>			
First Army . . . . .		35	31	37	49	34	34	42			
Second Army . . . . .		87	128	126	158	157	144	191			
Third Army . . . . .		9	32	33	31	42	64	46			
Fourth Army . . . . .		23	42	45	105	101	82	84			
Fifth Army . . . . .		63	100	135	151	88	142	96			
Sixth Army . . . . .		23	22	57	28	19	24	34			
<u>Applications Passed and Forwarded - Total</u>		<u>95</u>	<u>142</u>	<u>214</u>	<u>287</u>	<u>225</u>	<u>289</u>	<u>256</u>			
First Army . . . . .		16	12	22	41	23	28	31			
Second Army . . . . .		21	21	37	49	53	57	58			
Third Army . . . . .		8	20	22	21	25	42	43			
Fourth Army . . . . .		8	30	42	80	59	72	64			
Fifth Army . . . . .		21	38	51	63	56	68	33			
Sixth Army . . . . .		21	21	41	33	9	22	27			
<u>NAVIGATOR PROSPECTS</u>											
<u>Interviewed - Total</u>		<u>8/</u>	<u>101</u>	<u>60</u>	<u>61</u>	<u>30</u>	<u>56</u>	<u>60</u>			
First Army . . . . .		8/	21	16	23	10	19	33			
Second Army . . . . .		8/	8/	8/	8/	8/	8/	8/			
Third Army . . . . .		-	-	-	1	4	22	7			
Fourth Army . . . . .		-	-	8/	8/	8/	8/	8/			
Fifth Army . . . . .		8/	8/	8/	8/	8/	8/	8/			
Sixth Army . . . . .		8/	80	44	37	16	15	20			

TABLE 34 A.-- AVIATION CADET (PILOT AND NAVIGATOR) AND OFFICER CANDIDATE SCHOOL PROSPECTS  
INTERVIEWED AND PASSED BY RECRUITING SERVICE PROJECT OFFICERS AT ARMY AREAS (Continued)

Operations By Army Area	FISCAL YEAR 1950 (Contd.)						
	Dec	Jan (1950)	Feb	Mar	Apr	May	Jun
<b>NAVIGATOR PROSPECTS (Contd.)</b>							
<u>Examined - Total</u> . . . . .	a/	13	7	4	13	18	17
First Army . . . . .	a/	6	5	2	4	6	9
Second Army . . . . .	a/	a/	a/	a/	a/	a/	a/
Third Army . . . . .	-	-	-	1	2	8	4
Fourth Army . . . . .	-	-	-	-	a/	a/	a/
Fifth Army . . . . .	a/	a/	a/	a/	a/	a/	a/
Sixth Army . . . . .	a/	7	2	1	7	4	4
<u>Applications Passed and Forwarded - Total</u> . . . . .	9	24	32	27	28	28	28
First Army . . . . .	a/	4	4	1	2	1	4
Second Army . . . . .	1	5	11	9	5	6	16
Third Army . . . . .	-	-	-	1	2	5	4
Fourth Army . . . . .	-	-	-	-	10	7	7
Fifth Army . . . . .	8	18	16	15	7	6	3
Sixth Army . . . . .	a/	7	2	1	2	3	4
<b>OFFICER CADET SCHOOL PROSPECTS</b>							
<u>Interviewed - Total</u> . . . . .	81	298	300	271	241	320	301
First Army . . . . .	a/	150	215	296	188	185	182
Second Army . . . . .	a/	a/	a/	a/	a/	a/	a/
Third Army . . . . .	40	128	85	75	45	119	85
Fourth Army . . . . .	41	120	a/	a/	a/	a/	a/
Fifth Army . . . . .	a/	a/	a/	a/	a/	a/	a/
Sixth Army . . . . .	a/	-	-	-	8	16	34
<u>Examined - Total</u> . . . . .	39	179	149	237	171	154	169
First Army . . . . .	a/	52	81	126	60	39	38
Second Army . . . . .	a/	a/	a/	a/	a/	a/	a/
Third Army . . . . .	20	60	38	37	33	59	47
Fourth Army . . . . .	19	67	30	74	71	44	61
Fifth Army . . . . .	a/	a/	a/	a/	a/	a/	a/
Sixth Army . . . . .	a/	-	-	-	7	12	23
<u>Applications Passed and Forwarded - Total</u> . . . . .	96	196	237	327	258	251	272
First Army . . . . .	a/	24	76	116	71	50	49
Second Army . . . . .	44	43	53	44	46	33	61
Third Army . . . . .	14	43	25	39	27	52	42
Fourth Army . . . . .	23	68	52	82	74	66	73
Fifth Army . . . . .	15	18	31	46	34	39	35
Sixth Army . . . . .	a/	-	-	-	6	11	19

a/ Not available.

Source: Personnel Procurement Division, Directorate of Training, DCS/P, Hq. USAF.

TABLE 35.-- APPLICATIONS COMPLETELY PROCESSED BY EXAMINING BOARDS

Operation by Location	Jan (1949)	Feb	Mar	Apr	May	Jun	Jul	Aug	Sep	October			November		
										P	N	OCS	P	N	OCS
<u>Applications Received</u>															
USAF - Total . . . . .	a/	a/	a/	a/	a/	a/	a/	a/	a/	148	28	298	62	16	267
Continental US . . . . .	a/	a/	a/	a/	a/	a/	a/	a/	a/	148	28	297	60	16	265
Overseas . . . . .	a/	a/	a/	a/	a/	a/	a/	a/	a/	-	-	1	3	-	2
<u>Applications Examined</u>															
USAF - Total . . . . .	1,447	1,181	1,380	1,352	1,043	1,055	1,062	823	1,000	381	34	268	128	19	288
Continental US . . . . .	1,445	1,174	1,373	1,347	1,041	1,037	1,047	814	979	380	34	287	104	18	281
Overseas . . . . .	2	7	7	5	2	18	15	9	21	1	-	1	24	1	7
<u>Number Qualified</u>															
USAF - Total . . . . .	527	466	553	552	486	506	520	398	468	209	19	159	81	9	142
Continental US . . . . .	527	463	551	549	486	495	509	392	461	209	19	159	66	9	139
Overseas . . . . .	-	3	2	3	-	11	11	6	7	-	-	-	15	-	3

TABLE 35.-- APPLICATIONS COMPLETELY PROCESSED BY EXAMINING BOARDS (Continued)

Operation by Location	Jan (1949)	Feb	Mar	Apr	May	Jun	Jul	Aug	Sep	October			November						
										P	N	OCS	P	N	OCS				
<b>Number Disqualified,</b>																			
<b>USAF - Total</b> . . . . .	920	715	827	800	557	549	542	425	532	172	15	129	47	10	146				
Continental US . . . . .	918	711	822	798	555	542	538	422	518	171	15	128	38	9	142				
Overseas . . . . .	2	4	5	2	2	7	4	3	14	1	-	1	9	1	4				
<b>Reasons for Disqualifications</b>																			
<b>Educational Exams,</b>																			
<b>USAF - Total</b> . . . . .	478	287	296	272	207	166	195	244	324	102	5	95	7	-	110				
Continental US . . . . .	477	286	296	271	207	160	192	241	314	102	5	94	1	-	108				
Overseas . . . . .	1	1	-	1	-	6	3	3	10	-	-	1	6	-	2				
<b>Qualifying Exams,</b>																			
<b>USAF - Total</b> . . . . .	56	43	46	42	54	50	36	31	43	7	3	-	15	4	25				
Continental US . . . . .	55	40	46	49	54	50	35	31	43	6	3	-	14	4	25				
Overseas . . . . .	1	3	-	-	-	-	1	-	-	1	-	-	1	-	-				
<b>Physical Exams,</b>																			
<b>USAF - Total</b> . . . . .	357	353	452	445	268	287	273	132	138	45	7	25	23	6	9				
Continental US . . . . .	357	353	451	444	268	287	273	132	134	45	7	25	21	5	7				
Overseas . . . . .	-	-	1	1	-	-	-	-	4	-	-	-	2	1	2				
<b>Board Interviews</b>																			
<b>USAF - Total</b> . . . . .	29	32	33	34	28	46	38	18	27	18	-	9	2	-	2				
Continental US . . . . .	29	32	29	34	26	45	38	18	27	18	-	9	2	-	2				
Overseas . . . . .	-	-	4	-	2	1	-	-	-	-	-	-	-	-	-				
	December	January (1950)			February			March			April			May			June		
	P	N	OCS	P	N	OCS	P	N	OCS	P	N	OCS	P	N	OCS	P	N	OCS	
<b>Applications Received</b>																			
<b>USAF - Total</b> . . . . .	27	4	191	52	8	260	75	13	275	118	10	362	72	8	279	56	4	137	
Continental US . . . . .	27	4	191	52	8	258	75	13	275	118	10	361	71	8	278	56	4	135	
Overseas . . . . .	-	-	-	-	-	2	-	-	-	-	-	1	-	-	1	-	-	2	
<b>Applications Examined</b>																			
<b>USAF - Total</b> . . . . .	33	5	189	39	2	211	54	14	230	58	8	289	66	11	257	25	2	116	
Continental US . . . . .	33	5	189	39	2	209	52	14	229	56	8	288	66	11	254	25	2	114	
Overseas . . . . .	-	-	-	-	-	2	2	-	1	2	-	1	-	-	3	-	-	2	
<b>Number Qualified,</b>																			
<b>USAF - Total</b> . . . . .	20	4	111	21	1	118	37	7	127	38	7	138	40	8	138	17	1	64	
Continental US . . . . .	20	4	111	21	1	118	35	7	127	38	7	138	40	8	136	17	1	64	
Overseas . . . . .	-	-	-	-	-	-	2	-	-	-	-	-	-	-	2	-	-	-	
<b>Number Disqualified,</b>																			
<b>USAF - Total</b> . . . . .	13	1	78	18	1	93	17	7	103	20	1	151	26	3	119	8	1	52	
Continental US . . . . .	13	1	78	18	1	91	17	7	102	18	1	150	26	3	118	8	1	50	
Overseas . . . . .	-	-	-	-	-	2	-	-	1	2	-	1	-	-	1	-	-	2	
<b>Reasons for Disqualifications</b>																			
<b>Educational Exams</b>																			
<b>USAF - Total</b> . . . . .	2	-	63	6	-	67	-	-	75	2	-	106	-	-	89	-	-	41	
Continental US . . . . .	2	-	63	6	-	65	-	-	74	2	-	105	-	-	88	-	-	39	
Overseas . . . . .	-	-	-	-	-	2	-	-	1	2	-	1	-	-	1	-	-	2	
<b>Qualifying Exams,</b>																			
<b>USAF - Total</b> . . . . .	3	-	2	3	-	3	5	1	1	3	1	-	10	-	2	3	-	1	
Continental US . . . . .	3	-	2	3	-	3	5	1	1	3	1	-	10	-	2	3	-	1	
Overseas . . . . .	-	-	-	-	-	-	-	-	-	-	-	-	-	-	-	-	-	-	
<b>Physical Exams,</b>																			
<b>USAF - Total</b> . . . . .	4	1	4	8	1	11	10	6	22	15	-	40	14	3	21	5	-	10	
Continental US . . . . .	4	1	4	8	1	11	10	6	22	15	-	40	14	3	21	5	-	10	
Overseas . . . . .	-	-	-	-	-	-	-	-	-	-	-	-	-	-	-	-	-	-	
<b>Board Interview,</b>																			
<b>USAF - Total</b> . . . . .	4	-	9	1	-	12	2	-	5	-	-	5	2	-	7	-	1	-	
Continental US . . . . .	4	-	9	1	-	12	2	-	5	-	-	5	2	-	7	-	1	-	
Overseas . . . . .	-	-	-	-	-	-	-	-	-	-	-	-	-	-	-	-	-	-	

a/ Data was not reported prior to October 1949. Legend: P - Pilot; N-- Navigator; OCS - Officer Candidate School  
Source: Personnel Procurement Division, Directorate of Training, DCS/P, Hq. USAF.



TABLE 36.- CLASSIFICATION TEST SCORES OF USAF MALE ENLISTEES (Continued)

(Figures in parentheses indicate Negro personnel and are also included in the Totals.)

Test Score a/	January (1950)		February		March	
	With Prior Service	With No Prior Service	With Prior Service	With No Prior Service	With Prior Service	With No Prior Service
<b>Total</b>	(71) 1,948	(379) 7,174	(58) 1,359	(301) 4,507	(47) 1,160	(260) 2,880
98 and above . . .	(-) 108	(2) 187	(1) 73	(2) 89	(-) 80	(2) 68
93 Through 97 . . .	(1) 121	(5) 312	(-) 97	(2) 239	(-) 88	(4) 171
82 " 92 . . .	(5) 317	(21) 924	(3) 211	(13) 630	(-) 212	(17) 419
65 " 81 . . .	(15) 505	(45) 1,978	(12) 419	(71) 1,280	(11) 273	(56) 882
49 " 64 . . .	(45) 809	(306) 3,772	(38) 465	(212) 2,262	(29) 402	(174) 1,317
31 " 48 . . .	(5) 82	(-) 1	(3) 84	(1) 7	(7) 99	(3) 16
21 " 30 . . .	(-) 3	(-) -	(1) 3	(-) -	(-) 3	(-) -
13 " 20 . . .	(-) 1	(-) -	(-) 5	(-) -	(-) 1	(2) 3
7 " 12 . . .	(-) 1	(-) -	(-) 1	(-) -	(-) 2	(1) 3
6 and below . . .	(-) 1	(-) -	(-) 1	(-) -	(-) -	(1) 1
	April		May		June	
	With Prior Service	With No Prior Service	With Prior Service	With No Prior Service	With Prior Service	With No Prior Service
<b>Total</b>	(47) 987	(209) 2,279	(419) 1,165	(69) 3,567	(1,436) 1,624	(132) 8,326
98 and above . . .	(-) 45	(2) 62	(-) 39	(-) 63	(2) 66	(-) 156
93 through 97 . . .	(-) 62	(1) 96	(2) 76	(2) 144	(6) 84	(1) 284
82 " 92 . . .	(5) 162	(6) 311	(20) 174	(3) 454	(23) 205	(2) 920
65 " 81 . . .	(13) 273	(44) 703	(52) 275	(14) 863	(135) 328	(16) 1,737
49 " 64 . . .	(25) 378	(154) 1,099	(161) 423	(30) 1,287	(293) 316	(32) 1,865
31 " 48 . . .	(4) 65	(2) 8	(184) 176	(20) 756	(977) 625	(81) 3,364
21 " 30 . . .	(-) -	(-) -	(-) 1	(-) -	(-) -	(-) -
13 " 20 . . .	(-) 1	(-) -	(-) -	(-) -	(-) -	(-) -
7 " 12 . . .	(-) 1	(-) -	(-) 1	(-) -	(-) -	(-) -
6 and below . . .	(-) -	(-) -	(-) -	(-) -	(-) -	(-) -

a/ General Classification Test (GCT) terminated, 31 December 1949 and Armed Forces Qualifications Test (AFQT) was implemented, 1 January 1950.

Source: Personnel Procurement Division, Directorate of Training, DCS/P, Ha. USAF.



TABLE 37.-- UNAUTHORIZED USAF ENLISTMENTS AT JOINT US AIR FORCE AND US ARMY

## RECRUITING SERVICE STATIONS

Type of Unauthorized Enlistments	LAST HALF FISCAL YEAR 1949						
	Total	January (1949)	February	March	April	May	June
<b>TOTAL</b> . . . . .	<u>811</u>	b/	<u>624</u>	<u>152</u>	<u>21</u>	<u>12</u>	<u>2</u>
AWOL from other Branch or Service. . . . .	2	b/	2	-	-	-	-
Dependency . . . . .	1	b/	-	-	-	1	-
Deserter . . . . .	3	b/	3	-	-	-	-
Discharge, Prior Physical. . . . .	2	b/	-	2	-	-	-
Felon. . . . .	4	b/	1	3	-	-	-
Fraudulent . . . . .	44	b/	31	7	4	1	1
Ineligible due to Marital Status . . . . .	14	b/	9	-	2	3	-
Minority . . . . .	52	b/	33	8	6	4	1
Record, Criminal . . . . .	14	b/	9	2	3	-	-
Record of R-Test, No . . . . .	449	b/	445	-	4	-	-
Requirements (R-Test Failure), Deficient Mental . . . . .	182	b/	59	122	-	1	-
Service (AR 615-368 or 369 Discharges, Prior. . . . .	18	b/	16	2	-	-	-
Service (Dishonorable Discharge), Prior. . . . .	1	b/	-	-	-	1	-
Service, (Medical Discharge), Prior. . . . .	1	b/	-	-	-	1	-
Service (Other than Honorable or General), Prior. . . . .	6	b/	4	-	2	-	-
Service, Concealed Prior . . . . .	15	b/	10	5	-	-	-
Unfitness, Physical. . . . .	3	b/	2	1	-	-	-
	FISCAL YEAR 1950						
	Total	July (1949)	August	September	October	November	December
<b>TOTAL</b> . . . . .	<u>621</u>	<u>61</u>	<u>91</u>	<u>156</u>	<u>125</u>	<u>139</u>	<u>59</u>
Concealment of Criminal Record . . . . .	84	27	18	-	26	36	2
Concealment of Dependents. . . . .	4	1	-	2	1	-	-
Concealment of Marriage. . . . .	47	6	13	8	12	2	6
Concealment of Police Record . . . . .	21	-	-	11	-	-	10
Concealment of Prior Service . . . . .	76	12	6	8	21	14	15
Concealment of Prior service and Marriage. . . . .	1	-	-	-	-	-	1
Concealment of Treatment (Hospitalization). . . . .	1	-	-	1	-	-	-
Conviction by Civil Court. . . . .	3	1	-	-	-	-	2
Discharge, Prior Medical . . . . .	2	1	1	-	-	-	-
Enlistment, Fraudulent . . . . .	4	4	-	-	-	-	-
Member of U.S. Army. . . . .	1	-	-	1	-	-	-
Minority . . . . .	39	7	8	4	11	-	9
Non-Support . . . . .	1	-	1	-	-	-	-
Physical . . . . .	1	-	1	-	-	-	-
Record, Civilian . . . . .	1	1	-	-	-	-	-
Requirements, Deficient Mental . . . . .	307	26	43	109	42	74	13
R-Tests Score on Enlistment Record, No Unsuitability. . . . .	37	-	-	12	12	13	-
1	-	-	-	-	-	-	1
	FISCAL YEAR 1950						
	Total	January (1950)	February	March	April	May	June
<b>TOTAL</b> . . . . .	<u>698</u>	<u>129</u>	<u>137</u>	<u>105</u>	<u>123</u>	<u>116</u>	<u>88</u>
Alienage, Concealment of . . . . .	2	-	-	-	-	-	2
Arrest, Concealment of . . . . .	46	14	7	-	15	4	6
Condition, Concealment of Physical . . . . .	1	-	-	-	1	-	-
Conviction By Civil Court. . . . .	1	1	-	-	-	-	-
Conviction By Civil Court, Concealment of. . . . .	3	-	-	-	-	1	2
Deficiency, Concealment of Mental. . . . .	1	-	-	-	-	-	1
Defects, Concealment of Physical . . . . .	3	2	1	-	-	-	-
Dependency . . . . .	2	-	-	2	-	-	-
Dependents, Concealment of . . . . .	4	1	-	1	1	-	1
Discharge, Concealment of Physical . . . . .	6	-	-	1	5	-	-
Discharge, Concealment of Previous . . . . .							
Undesirable. . . . .	2	-	1	1	-	-	-

TABLE 37.-- UNAUTHORIZED USAF ENLISTMENTS AT JOINT US AIR FORCE AND US ARMY RECRUITING  
SERVICE STATIONS (Continued)

Type of Unauthorized Enlistments	FISCAL YEAR 1950 (Continued)						
	Total	January 1950	February	March	April	May	June
Disease, Concealment of . . . . .	2	-	1	1	-	-	-
Disease, Concealment of Eye . . . . .	1	1	-	-	-	-	-
Disease, Concealment of Veneral . . . . .	1	-	-	-	-	1	-
Disability, Concealment of Physical . . . . .	3	-	3	-	-	-	-
Disability, Physical . . . . .	18	-	-	-	11	2	5
Enlistment Fraudulent (Civil Record) . . . . .	1	-	-	-	-	-	1
Headache, Concealment of Unilateral . . . . .	1	-	-	-	-	-	1
Hernia, Concealment of . . . . .	2	-	-	-	-	-	2
Inadaptability . . . . .	1	-	-	1	-	-	-
Marriage, Concealment of . . . . .	61	6	15	14	9	6	11
Minority . . . . .	41	12	11	8	4	5	1
Minority, Concealment of . . . . .	10	-	-	-	-	4	6
Record, Concealment of Criminal . . . . .	143	32	18	27	35	25	6
Record, Concealment of Marriage and Criminal . . . . .	1	-	1	-	-	-	-
Record, Concealment of Police . . . . .	14	4	1	-	6	3	-
Record, Criminal . . . . .	66	1	46	-	-	18	1
Record, Low AFQT Score on Enlistment . . . . .	5	-	-	-	-	4	1
Record, No AFQT Score on Enlistment . . . . .	5	-	-	-	-	3	2
Record, No R Score on . . . . .	19	19	-	-	-	-	-
Requirements, Deficient Mental . . . . .	13	-	13	-	-	-	-
Requirements, Low Mental . . . . .	52	5	-	14	7	15	11
Service, Prior . . . . .	6	-	2	-	-	4	-
Service, Concealment of Alien Prior . . . . .	1	-	-	-	1	-	-
Service, Concealment of Marriage and Prior . . . . .	1	-	1	-	-	-	-
Service, Concealment of Prior . . . . .	155	30	16	33	28	20	28
Service, Concealment of Prior (ARMY) Treatment, Concealment of (Hospitalis- ation Record) . . . . .	2	1	-	1	-	-	-
Unsuitable, (Chronic Alcoholic) . . . . .	1	-	-	-	-	1	-
Unsuitable, (Chronic Alcoholic) . . . . .	1	-	-	1	-	-	-

a/ Includes February through June figures.

b/ January figures were not available as reporting system was initiated with February reports.

Source: Personnel Procurement Division, Directorate of Training, DCS/P, Hq. USAF.

TABLE 36.-- MILITARY ACCESSIONS AND SEPARATIONS TO COMMAND STRENGTH

(Minus quantities are included in parentheses.)

Accession or Separation by Cause	Total	Officer		Warrant Officer		Enlisted	
		Male	Female	Male	Female	Male	Female
Command Strength as of 31 December 1948 . . . . .	412,312	51,881	731	1,327	2	357,080	1,284
<u>ACCESSIONS - TOTAL</u> . . . . .	80,732	4,146	274	824	-	74,304	1,184
<u>Gains from Civil Life - Total</u> . . . . .	48,218	3,076	88	753	-	43,342	959
Ordered to Active Duty . . . . .	3,982	3,076	88	753	-	65	-
<u>Enlistment - Total</u> . . . . .	44,236	-	-	-	-	43,277	959
Without Prior Service . . . . .	25,715	-	-	-	-	24,882	833
With Prior Service . . . . .	18,521	-	-	-	-	18,395	126
<u>Reenlistment - No Break in Service - Total</u> . . . . .	26,672	-	-	-	-	26,664	9
<u>Other Gains - Total</u> . . . . .	5,841	1,070	186	71	-	4,298	216
Returned to Military Control from "Dropped from Rolls as ANOL" . . . . .	572	3	-	-	-	566	3
Returned to Duty from "Dropped from Rolls as General Prisoner" . . . . .	32	-	-	-	-	32	-
Returned to Military Control from "POW or Missing" . . . . .	2	-	-	-	-	2	-
Erroneously Reported as "Dropped from Rolls as ANOL, General Prisoner, Captured or Missing" . . . . .	52	-	-	-	-	52	-
Erroneously Reported as "Separated from the Service" . . . . .	116	2	-	-	-	114	-
Gains from Department of the Army . . . . .	5,033	1,062	186	71	-	3,501	213
Revocation of Orders . . . . .	34	3	-	-	-	31	-
<u>SEPARATIONS - TOTAL</u> . . . . .	73,697	1,219	40	81	1	72,235	121
<u>Losses to Civil Life - Total</u> . . . . .	62,535	715	23	47	1	61,630	109
<u>Resignation - Total</u> . . . . .	121	109	5	7	-	-	-
Honorable Resignation . . . . .	105	93	5	7	-	-	-
Resignation in Lieu of Courts Martial . . . . .	16	16	-	-	-	-	-
Retired . . . . .	300	9	-	8	-	283	-
Medical Reasons . . . . .	2,168	78	1	3	-	2,061	25
Dishonorable Discharge and Discharge Other than Honorable . . . . .	1,193	5	-	-	-	1,188	2
Expiration of Term of Service <sup>a/</sup> . . . . .	11,277	-	-	-	-	11,277	-
Other Losses to Civil Life . . . . .	47,476	514	27	29	1	46,823	82
<u>Losses to Other than Civil Life - Total</u> . . . . .	9,770	252	7	28	-	9,471	12
Sep. to accept commission as Officer or appointment as W/O in the Army; to enter prep Schools of Dept. of the Army; to Reenlist in USAF; or to Enlist in Foreign Armies . . . . .	6,017	5	1	4	-	6,002	5
Separation to Accept Commission as Officer or Appointment as Warrant Officer in USAF . . . . .	1,665	-	-	3	-	1,661	1
Loss to Department of the Army . . . . .	2,088	247	6	21	-	1,808	6
<u>Deaths - Total</u> . . . . .	533	165	-	4	-	364	-
Aircraft Accident . . . . .	240	137	-	2	-	101	-
Other than Aircraft Accident . . . . .	293	28	-	2	-	263	-
<u>Other Losses - Total</u> . . . . .	859	87	-	2	-	770	-
Dropped from Rolls - ANOL . . . . .	400	5	-	-	-	395	-
Dropped from Rolls - General Prisoner . . . . .	202	2	-	1	-	199	-
Dropped from Rolls - Missing or Captured . . . . .	26	10	-	-	-	16	-
Erroneously Reported as "Returned from Dropped from Rolls as ANOL, General Prisoner, Captured or Missing" . . . . .	17	1	-	-	-	16	-
Erroneously Reported as "an Accession" . . . . .	154	42	-	1	-	111	-
Revocation of Orders . . . . .	60	27	-	-	-	33	-
<u>NET GAIN OR LOSS</u> . . . . .	7,035	2,927	234	743	(1)	2,069	1,063
Command Strength as of 30 June 1949 . . . . .	419,347	54,808	965	2,070	8	359,149	2,347

a/ Separations - "Expiration of term of Service" are included in "Other Losses to Civil Life" Prior to May 1949.

b/ Includes personnel separated during January and February to reenlist in USAF prior to expiration of term of service.

TABLE 36.-- MILITARY ACCESSIONS AND SEPARATIONS TO COMMAND STRENGTH (Continued)

(Minus quantities are included in parentheses.)

Accession or Separation by Cause:	Total	Officer		Warrant Officer		Enlisted	
		Male	Female	Male	Female	Male	Female
Command Strength as of 30 June 1949 . . . . .	419,347	54,808	965	2,070	8	359,149	2,347
<u>ACCESSIONS - TOTAL</u> . . . . .	80,225	4,046	764	31	1	74,222	1,131
<u>Gains from Civil Life - Total</u> . . . . .	29,252	2,255	53	25	-	25,891	1,028
Ordered to Active Duty . . . . .	2,493	2,255	53	25	-	159	1
<u>Enlistment - Total</u> . . . . .	36,759	-	-	-	-	35,732	1,027
Without Prior Service . . . . .	22,761	-	-	-	-	21,782	979
With Prior Service . . . . .	13,998	-	-	-	-	13,950	48
<u>Reenlistment - No Break in Service - Total</u> . . . . .	31,191	-	-	-	-	31,099	92
<u>Other Gains - Total</u> . . . . .	9,782	1,791	711	36	1	7,232	11
Returned to Military Control from "Dropped from Rolls as AWOL" . . . . .	434	5	-	-	-	428	1
Returned to Duty from "Dropped from Rolls as General Prisoner" . . . . .	45	-	-	-	-	45	-
Returned to Military Control from "POW or Missing" . . . . .	5	-	-	-	-	5	-
Erroneously Reported as "Dropped from Rolls as AWOL, General Prisoner, Captured or Missing" . . . . .	45	5	-	1	-	38	1
Erroneously Reported as "Separated from the Service" . . . . .	147	4	-	-	-	143	-
Gains from Department of the Army . . . . .	8,667	1,511	615	30	1	6,501	9
Revocation of Orders . . . . .	38	8	1	-	-	29	-
*AFWAR Not yet Reassigned to the Air Force . . . . .	401	258	95	5	-	43	-
<u>SEPARATIONS - TOTAL</u> . . . . .	86,286	1,673	199	78	2	83,995	238
<u>Losses to Civil Life - Total</u> . . . . .	69,423	965	143	66	2	68,025	222
<u>Resignation - Total</u> . . . . .	189	174	9	6	-	-	-
Honorable Resignation . . . . .	164	150	9	5	-	-	-
Resignation in Lieu of Courts Martial . . . . .	25	24	-	1	-	-	-
Retired . . . . .	289	47	2	14	-	226	-
Medical Reasons . . . . .	773	39	14	2	-	671	47
Dishonorable Discharge and Discharge Other than Honorable . . . . .	2,427	9	-	-	-	2,413	5
Expiration of Term of Service . . . . .	40,377	-	-	-	-	40,332	45
Other Losses to Civil Life . . . . .	25,368	696	118	44	2	24,383	125
<u>Losses to Other than Civil Life - Total</u> . . . . .	15,357	451	41	11	1	14,742	111
Sep. to accept commission as officer or appointment as W/O in the Army; to enter prep Schools of Dept. of the Army; to Reenlist in USAF; or to Enlist in Foreign Armies . . . . .	12,482	3	-	1	1	12,389	88
Separation to Accept Commission as Officer or appointment as Warrant Officer in USAF . . . . .	829	3	-	3	-	807	16
Loss to Department of the Army . . . . .	2,046	445	41	7	-	1,546	7
<u>Deaths - Total</u> . . . . .	494	159	2	-	-	321	2
Aircraft Accident . . . . .	182	101	-	-	-	81	-
Other than Aircraft Accident . . . . .	312	58	2	-	-	250	2
<u>Other Losses - Total</u> . . . . .	1,012	98	13	1	-	897	3
Dropped from Rolls - AWOL . . . . .	462	13	-	-	-	447	2
Dropped from Rolls - General Prisoner . . . . .	213	2	-	-	-	210	1
Dropped from Rolls - Missing or Captured . . . . .	25	9	-	-	-	16	-
Erroneously Reported as "Returned from Dropped from Rolls as AWOL, General Prisoner, Captured or Missing" . . . . .	6	-	-	-	-	6	-
Erroneously Reported as "an Accession" . . . . .	122	41	-	-	-	81	-
Revocation of Orders . . . . .	184	33	13	1	-	137	-
<u>NET GAIN OR LOSS</u> . . . . .	(6,061)	2,373	565	(17)	(2)	(9,773)	793
Command Strength as of 31 December 1949 . . . . .	413,286	57,181	1,530	2,053	6	349,376	2,140

TABLE 36.-- MILITARY ACCESSIONS AND SEPARATIONS TO COMMAND STRENGTH (Continued)

(Minus quantities are inclosed in parentheses.)

Accession or Separation by Cause	Total	Officer		Warrant Officer		Enlisted	
		Male	Female	Male	Female	Male	Female
<u>Command Strength as of 31 December 1949</u> . . . . .	413,286	57,181	1,530	2,052	6	349,376	3,110
<u>ACCESSIONS - TOTAL</u> . . . . .	78,073	1,866	133	114	2	74,839	1,119
<u>Gains from Civil Life - Total</u> . . . . .	47,482	1,600	76	102	-	44,650	1,054
Ordered to Active Duty . . . . .	1,598	790	76	102	-	627	3
Ordered to Active Duty in a Commissioned Status from A/C Training or OCS . . . . .	810	810	-	-	-	-	-
<u>Enlistment - Total</u> . . . . .	45,074	-	-	-	-	44,023	1,051
Without Prior Service . . . . .	31,154	-	-	-	-	30,153	1,001
With Prior Service . . . . .	13,920	-	-	-	-	13,870	50
<u>Reenlistment - No Break in Service - Total</u> . . . . .	27,376	-	-	-	-	27,314	62
<u>Other Gains - Total</u> . . . . .	3,215	266	57	12	2	2,875	3
Returned to Military Control from "Dropped from Rolls as AWOL" . . . . .	440	4	-	-	-	436	-
Returned to Duty from "Dropped from Rolls as General Prisoner" . . . . .	13	-	-	-	-	13	-
Erroneously Reported as "Dropped from Rolls as AWOL, General Prisoner, Captured or Missing . Erroneously Reported as "Separated from the Service" . . . . .	33	7	-	1	-	25	-
Gains from Department of the Army . . . . .	150	17	-	-	-	133	-
Revocation of Orders . . . . .	2,563	236	57	11	2	2,254	3
	16	2	-	-	-	14	-
<u>SEPARATIONS - TOTAL</u> . . . . .	80,082	5,658	138	82	1	73,726	477
<u>Losses to Civil Life - Total</u> . . . . .	60,924	5,013	107	64	1	55,321	418
<u>Resignation - Total</u> . . . . .	245	220	11	5	-	9	-
Honorable Resignation . . . . .	204	191	10	3	-	-	-
Resignation in Lieu of Courts Martial . . . . .	41	29	1	2	-	9	-
Retired . . . . .	491	57	-	11	-	423	-
Medical Reasons . . . . .	768	87	7	1	-	611	62
Dishonorable Discharge and Discharge Other than Honorable . . . . .	3,062	13	-	-	-	3,039	10
Career Compensation Act . . . . .	1,099	-	-	-	-	1,099	-
Expiration of Term of Service . . . . .	31,293	-	-	-	-	31,249	44
Other Losses to Civil Life . . . . .	23,966	4,636	89	47	1	18,891	302
<u>Losses to Other than Civil Life - Total</u> . . . . .	17,277	440	30	12	-	17,244	51
Sep. to accept commission as Officer or appoint- ment as W/O in the Army; to enter prep Schools of Dept. of the Army; to Reenlist in USAF; or to Enlist in Foreign Armies . . . . .	4,589	1	-	-	-	4,576	12
Separation to Accept Commission as Officer or Appointment as Warrant Officer in USAF . . . . .	43	14	-	1	-	28	-
Separation from A/C Training or OCS to Accept Commission in USAF . . . . .	810	-	-	-	-	810	-
Separation to Reenlist in USAF Prior to Ex- piration of Term of Service . . . . .	9,445	-	-	-	-	9,412	33
Loss to Department of the Army . . . . .	2,890	425	30	11	-	2,418	6
<u>Deaths - Total</u> . . . . .	526	141	1	2	-	378	4
Aircraft Accident . . . . .	197	108	1	1	-	87	-
Other than Aircraft Accident . . . . .	329	33	-	1	-	291	4
<u>Other Losses - Total</u> . . . . .	855	64	-	4	-	783	4
Dropped from Rolls - AWOL . . . . .	321	5	-	1	-	315	-
Dropped from Rolls - General Prisoner . . . . .	154	1	-	1	-	152	-
Dropped from Rolls - Missing or Captured . . . . .	47	22	-	1	-	24	-
Erroneously Reported as "Dropped from Rolls as AWOL, General Prisoner, Captured or Missing" . Erroneously Reported as "an Accession" . . . . .	18	-	-	-	-	18	-
Revocation of Orders . . . . .	250	24	-	1	-	221	4
	65	12	-	-	-	53	-
<u>NET GAIN OR LOSS</u> . . . . .	(2,009)	(3,792)	(5)	32	1	1,113	642
<u>Command Strength as of 30 June 1950</u> . . . . .	411,277	53,389	1,525	2,085	7	350,489	3,782

46.2  
3

TABLE 39.-- MILITARY PERSONNEL ARRIVALS FROM OVERSEAS BY AIR AND BY WATER, BY COMMAND

Command from which Departed	Month c/																
	Jan 1949	Feb	Mar	Apr	May	Jun	Jul	Aug	Sep	Oct	Dec	Jan 1950	Feb	Mar	Apr	May	Jun
	By Air																
<b>TOTAL . . . . .</b>	<b>960</b>	<b>1,040</b>	<b>1,158</b>	<b>1,130</b>	<b>1,513</b>	<b>1,759</b>	<b>1,792</b>	<b>2,999</b>	<b>1,530</b>	<b>5,122</b>	<b>3,219</b>	<b>1,080</b>	<b>881</b>	<b>1,205</b>	<b>1,064</b>	<b>804</b>	<b>1,104</b>
<b>Far East Air Forces - Total . .</b>	<b>112</b>	<b>138</b>	<b>148</b>	<b>88</b>	<b>175</b>	<b>177</b>	<b>142</b>	<b>124</b>	<b>94</b>	<b>48</b>	<b>59</b>	<b>34</b>	<b>61</b>	<b>79</b>	<b>23</b>	<b>22</b>	<b>47</b>
Officers . . . . .	27	32	20	15	58	45	52	54	39	10	24	10	8	13	1	5	1
Enlisted . . . . .	85	106	128	73	117	132	90	70	55	38	35	24	53	66	22	17	46
<b>US Air Forces, Europe - Total .</b>	<b>281</b>	<b>394</b>	<b>221</b>	<b>209</b>	<b>412</b>	<b>405</b>	<b>407</b>	<b>1,644</b>	<b>1,275</b>	<b>1,869</b>	<b>374</b>	<b>123</b>	<b>40</b>	<b>50</b>	<b>51</b>	<b>34</b>	<b>28</b>
Officers . . . . .	59	54	55	74	172	173	174	596	260	535	99	31	18	30	31	12	15
Enlisted . . . . .	222	340	166	135	240	232	233	1,048	1,015	1,334	272	92	22	20	20	22	13
<b>Military Air Transport Service (O/S) - Total . . . . .</b>	<b>65</b>	<b>47</b>	<b>355</b>	<b>270</b>	<b>279</b>	<b>407</b>	<b>437</b>	<b>383</b>	<b>1,142</b>	<b>2,576</b>	<b>577</b>	<b>358</b>	<b>314</b>	<b>600</b>	<b>449</b>	<b>459</b>	<b>568</b>
Officers . . . . .	4	6	73	52	44	106	76	32	-	5	26	-	61	58	64	110	104
Enlisted . . . . .	61	41	282	218	235	301	361	351	1,142	2,571	551	358	253	542	385	349	464
<b>Alaskan Air Command - Total . .</b>	<b>318</b>	<b>291</b>	<b>232</b>	<b>346</b>	<b>431</b>	<b>519</b>	<b>601</b>	<b>726</b>	<b>262</b>	<b>56</b>	<b>529</b>	<b>268</b>	<b>202</b>	<b>174</b>	<b>280</b>	<b>135</b>	<b>213</b>
Officers . . . . .	14	20	19	23	40	20	28	29	6	9	31	10	3	5	5	12	3
Enlisted . . . . .	304	271	213	323	391	499	573	697	256	47	498	258	199	169	275	123	210
<b>Caribbean Air Command - Total .</b>	<b>158</b>	<b>107</b>	<b>119</b>	<b>158</b>	<b>135</b>	<b>251</b>	<b>205</b>	<b>122</b>	<b>63</b>	<b>184</b>	<b>171</b>	<b>203</b>	<b>137</b>	<b>154</b>	<b>153</b>	<b>90</b>	<b>110</b>
Officers . . . . .	36	17	21	18	27	38	41	20	59	12	28	16	17	20	13	18	8
Enlisted . . . . .	122	90	98	140	108	213	164	102	4	172	143	187	120	134	140	72	102
<b>Pacific Air Command - Total . .</b>	<b>26</b>	<b>55</b>	<b>80</b>	<b>58</b>	<b>81</b>	<b>b/</b>	<b>b/</b>	<b>b/</b>	<b>b/</b>	<b>b/</b>	<b>b/</b>	<b>b/</b>	<b>b/</b>	<b>b/</b>	<b>b/</b>	<b>b/</b>	<b>b/</b>
Officers . . . . .	2	10	21	15	39	b/	b/	b/	b/	b/	b/	b/	b/	b/	b/	b/	b/
Enlisted . . . . .	24	45	59	43	42	b/	b/	b/	b/	b/	b/	b/	b/	b/	b/	b/	b/
<b>Third Air Division - Total . . .</b>	<b>a/</b>	<b>-</b>	<b>-</b>	<b>-</b>	<b>-</b>	<b>-</b>	<b>-</b>	<b>-</b>	<b>9</b>	<b>116</b>	<b>137</b>	<b>82</b>	<b>64</b>	<b>80</b>	<b>66</b>	<b>44</b>	<b>76</b>
Officers . . . . .	a/	-	-	-	-	-	-	-	-	3	9	1	2	1	-	-	1
Enlisted . . . . .	a/	-	-	-	-	-	-	-	9	113	128	81	62	79	66	44	75
<b>Other Areas - Total . . . . .</b>	<b>-</b>	<b>8</b>	<b>3</b>	<b>1</b>	<b>-</b>	<b>-</b>	<b>-</b>	<b>-</b>	<b>685</b>	<b>273</b>	<b>1,375</b>	<b>12</b>	<b>63</b>	<b>68</b>	<b>42</b>	<b>20</b>	<b>62</b>
Officers . . . . .	-	2	3	-	-	-	-	-	16	5	319	4	12	23	5	1	-
Enlisted . . . . .	-	6	-	1	-	-	-	-	669	268	1,056	8	51	45	37	19	62

Command from which Departed	By Water																
	1948	1949	1950	1951	1952	1953	1954	1955	1956	1957	1958	1959	1960	1961	1962	1963	
<b>TOTAL</b> . . . . .	<u>3,855</u>	<u>4,121</u>	<u>3,512</u>	<u>4,057</u>	<u>3,955</u>	<u>5,427</u>	<u>7,745</u>	<u>7,243</u>	<u>9,276</u>	<u>9,070</u>	<u>4,853</u>	<u>4,123</u>	<u>1,783</u>	<u>3,832</u>	<u>3,323</u>	<u>2,670</u>	<u>1,762</u>
<b>Far East Air Forces - Total</b> . .	<u>1,888</u>	<u>2,443</u>	<u>1,822</u>	<u>2,637</u>	<u>2,386</u>	<u>2,720</u>	<u>5,248</u>	<u>2,891</u>	<u>3,628</u>	<u>2,941</u>	<u>2,324</u>	<u>2,106</u>	<u>856</u>	<u>1,985</u>	<u>2,137</u>	<u>1,896</u>	<u>894</u>
Officers . . . . .	216	207	121	207	229	189	263	220	272	160	332	280	171	171	191	266	162
Enlisted . . . . .	1,672	2,236	1,701	2,430	2,157	2,531	4,985	2,671	3,356	2,781	1,992	1,826	685	1,814	1,946	1,630	732
<b>US Air Forces, Europe - Total</b> .	<u>1,142</u>	<u>660</u>	<u>911</u>	<u>636</u>	<u>628</u>	<u>1,741</u>	<u>599</u>	<u>3,125</u>	<u>1,731</u>	<u>3,037</u>	<u>846</u>	<u>692</u>	<u>706</u>	<u>538</u>	<u>407</u>	<u>269</u>	<u>350</u>
Officers . . . . .	43	80	136	146	148	131	82	148	153	43	22	132	59	49	28	37	20
Enlisted . . . . .	1,099	580	775	490	480	1,610	517	2,977	1,578	2,994	824	560	647	489	379	232	330
<b>Military Air Transport Service (O/S) - Total</b> . . . . .	<u>67</u>	<u>233</u>	<u>239</u>	<u>207</u>	<u>134</u>	<u>178</u>	<u>617</u>	<u>592</u>	<u>281</u>	-	-	-	<u>14</u>	<u>105</u>	<u>22</u>	<u>106</u>	<u>40</u>
Officers . . . . .	2	10	23	26	31	57	41	33	5	-	-	-	11	3	5	10	13
Enlisted . . . . .	65	223	216	181	103	121	576	559	276	-	-	-	3	102	17	96	27
<b>Alaskan Air Command - Total</b> . .	<u>337</u>	<u>151</u>	<u>145</u>	<u>236</u>	<u>453</u>	<u>193</u>	<u>673</u>	<u>522</u>	<u>507</u>	<u>573</u>	<u>1,245</u>	<u>307</u>	<u>197</u>	<u>544</u>	<u>548</u>	<u>341</u>	<u>367</u>
Officers . . . . .	3	8	20	14	53	22	35	25	49	17	106	59	21	31	34	69	68
Enlisted . . . . .	334	143	125	222	400	171	638	497	458	556	1,139	248	176	513	514	272	299
<b>Caribbean Air Command - Total</b>	<u>2</u>	<u>159</u>	<u>182</u>	<u>240</u>	<u>175</u>	<u>595</u>	<u>608</u>	<u>113</u>	<u>255</u>	<u>412</u>	<u>286</u>	<u>43</u>	<u>5</u>	<u>125</u>	<u>209</u>	<u>54</u>	<u>109</u>
Officers . . . . .	-	23	20	24	25	36	42	17	26	20	33	-	5	11	14	11	14
Enlisted . . . . .	2	136	162	216	150	559	566	96	229	392	253	43	-	114	195	43	95
<b>Pacific Air Command - Total</b> . .	<u>376</u>	<u>467</u>	<u>209</u>	<u>96</u>	<u>174</u>	<u>b/</u>	<u>b/</u>	<u>b/</u>	<u>b/</u>	<u>b/</u>	<u>b/</u>	<u>b/</u>	<u>b/</u>	<u>b/</u>	<u>b/</u>	<u>b/</u>	<u>b/</u>
Officers . . . . .	2	46	42	23	25	b/	b/	b/	b/	b/	b/	b/	b/	b/	b/	b/	b/
Enlisted . . . . .	374	421	167	73	149	b/	b/	b/	b/	b/	b/	b/	b/	b/	b/	b/	b/
<b>Third Air Division - Total</b> . .	<u>a/</u>	-	-	-	-	-	-	-	-	-	-	-	<u>5</u>	-	-	<u>2</u>	<u>2</u>
Officers . . . . .	a/	-	-	-	-	-	-	-	-	-	-	-	-	-	-	-	<u>2</u>
Enlisted . . . . .	a/	-	-	-	-	-	-	-	-	-	-	-	<u>5</u>	-	-	<u>3</u>	-
<b>Other Areas - Total</b> . . . . .	<u>43</u>	<u>8</u>	<u>4</u>	<u>5</u>	<u>5</u>	-	-	-	<u>2,874</u>	<u>2,107</u>	<u>152</u>	<u>975</u>	-	<u>535</u>	-	<u>1</u>	-
Officers . . . . .	24	3	3	2	2	-	-	-	50	4	24	181	-	35	-	-	-
Enlisted . . . . .	19	5	1	3	3	-	-	-	2,824	2,103	128	794	-	500	-	1	-

a/ Third Air Division established, 3 January 1949.  
b/ Pacific Air Command discontinued, 1 June 1949.  
c/ Data for November 1949 was not available.

TABLE 46.-- DEPARTURES OF OVERSEAS REPLACEMENTS (MILITARY PERSONNEL) BY AIR AND BY WATER

Command Destination	Month <sup>c/</sup>																
	Jan 1949	Feb	Mar	Apr	May	Jun	Jul	Aug	Sep	Oct	Dec	Jan 1950	Feb	Mar	Apr	May	Jun
	By Air																
<u>TOTAL</u> . . . . .	<u>949</u>	<u>996</u>	<u>1,888</u>	<u>1,408</u>	<u>1,460</u>	<u>1,354</u>	<u>1,055</u>	<u>1,460</u>	<u>65</u>	<u>13</u>	<u>253</u>	<u>100</u>	<u>137</u>	<u>297</u>	<u>327</u>	<u>323</u>	<u>224</u>
<u>Far East Air Forces - Total</u> . .	<u>27</u>	<u>46</u>	<u>18</u>	<u>28</u>	<u>41</u>	<u>27</u>	<u>27</u>	<u>43</u>	-	<u>5</u>	<u>1</u>	<u>3</u>	<u>3</u>	<u>13</u>	<u>2</u>	<u>3</u>	<u>1</u>
Officers . . . . .	18	18	15	19	26	21	19	28	-	5	1	3	3	13	2	3	1
Enlisted . . . . .	9	28	3	9	15	6	8	15	-	-	-	-	-	-	-	-	-
<u>US Air Forces, Europe - Total</u> . .	<u>727</u>	<u>242</u>	<u>985</u>	<u>202</u>	<u>625</u>	<u>526</u>	<u>479</u>	<u>442</u>	<u>23</u>	<u>2</u>	<u>2</u>	<u>7</u>	<u>4</u>	<u>14</u>	<u>5</u>	<u>14</u>	<u>7</u>
Officers . . . . .	727	126	330	80	168	201	165	97	33	2	1	3	-	1	3	7	2
Enlisted . . . . .	-	116	655	122	457	325	314	345	-	-	1	4	4	13	2	7	5
<u>Military Air Transport Service (O/S) - Total</u> . . . . .	<u>34</u>	<u>543</u>	<u>607</u>	<u>917</u>	<u>569</u>	<u>662</u>	<u>405</u>	<u>752</u>	<u>8</u>	<u>2</u>	<u>43</u>	<u>65</u>	<u>106</u>	<u>167</u>	<u>133</u>	<u>135</u>	<u>159</u>
Officers . . . . .	18	199	136	380	199	216	177	120	-	-	42	26	45	30	81	100	52
Enlisted . . . . .	16	344	471	537	370	446	228	632	8	2	1	39	61	137	52	35	107
<u>Alaskan Air Command - Total</u> . .	<u>32</u>	<u>32</u>	<u>88</u>	<u>24</u>	<u>105</u>	<u>27</u>	<u>48</u>	<u>61</u>	-	<u>3</u>	-	-	<u>3</u>	-	<u>73</u>	<u>134</u>	<u>25</u>
Officers . . . . .	13	3	19	4	50	15	31	9	-	3	-	-	2	-	-	-	-
Enlisted . . . . .	19	29	69	90	55	12	17	52	-	-	-	-	1	-	73	134	25
<u>Caribbean Air Command - Total</u> . .	<u>92</u>	<u>26</u>	<u>172</u>	<u>123</u>	<u>101</u>	<u>112</u>	<u>26</u>	<u>160</u>	<u>1</u>	<u>1</u>	-	-	<u>2</u>	<u>68</u>	<u>29</u>	<u>6</u>	<u>28</u>
Officers . . . . .	24	9	44	27	11	23	25	38	1	1	-	-	-	-	6	3	7
Enlisted . . . . .	68	87	128	96	90	89	71	122	-	-	-	-	2	68	93	3	21
<u>Pacific Air Command - Total</u> . .	<u>14</u>	<u>28</u>	<u>15</u>	<u>41</u>	<u>18</u>	<u>b/</u>	<u>b/</u>	<u>b/</u>	<u>b/</u>	<u>b/</u>	<u>b/</u>	<u>b/</u>	<u>b/</u>	<u>b/</u>	<u>b/</u>	<u>b/</u>	<u>b/</u>
Officers . . . . .	4	4	6	7	11	b/	b/	b/	b/	b/	b/	b/	b/	b/	b/	b/	b/
Enlisted . . . . .	10	24	9	34	7	b/	b/	b/	b/	b/	b/	b/	b/	b/	b/	b/	b/
<u>Third Air Division - Total</u> . .	<u>a/</u>	-	-	-	-	-	-	-	-	-	-	-	-	-	<u>1</u>	-	<u>1</u>
Officers . . . . .	a/	-	-	-	-	-	-	-	-	-	-	-	-	-	-	-	-
Enlisted . . . . .	a/	-	-	-	-	-	-	-	-	-	-	-	-	-	1	-	1
<u>Other Areas - Total</u> . . . . .	<u>23</u>	<u>2</u>	<u>2</u>	<u>2</u>	<u>1</u>	-	-	<u>2</u>	<u>23</u>	-	<u>207</u>	<u>25</u>	<u>19</u>	<u>35</u>	<u>14</u>	<u>31</u>	<u>3</u>
Officers . . . . .	9	4	2	1	1	-	-	1	-	-	22	25	19	35	-	28	1
Enlisted . . . . .	14	5	1	2	-	-	-	1	23	-	185	-	-	-	14	3	2



Command Destination	By Water																	
<u>TOTAL</u> . . . . .	<u>5,775</u>	<u>4,264</u>	<u>6,200</u>	<u>3,227</u>	<u>4,324</u>	<u>2,929</u>	<u>1,298</u>	<u>1,228</u>	<u>1,954</u>	<u>4,214</u>	<u>4,662</u>	<u>3,977</u>	<u>5,094</u>	<u>5,293</u>	<u>3,909</u>	<u>4,083</u>	<u>5,327</u>	
<u>Far East Air Forces - Total</u> . . . . .	<u>1,818</u>	<u>1,190</u>	<u>1,103</u>	<u>1,000</u>	<u>1,221</u>	-	72	140	583	<u>2,158</u>	<u>2,169</u>	<u>2,431</u>	<u>3,047</u>	<u>2,705</u>	<u>1,520</u>	<u>2,006</u>	<u>2,564</u>	
Officers . . . . .	104	110	236	159	-	-	5	41	127	454	75	36	143	110	114	243	177	
Enlisted . . . . .	1,714	1,080	867	841	1,221	-	67	99	456	1,704	3,094	2,395	2,904	2,595	1,406	1,763	2,387	
<u>US Air Forces, Europe - Total</u> . . . . .	<u>2,865</u>	<u>2,372</u>	<u>4,111</u>	<u>1,582</u>	<u>2,762</u>	<u>1,693</u>	<u>303</u>	<u>182</u>	<u>269</u>	<u>533</u>	<u>272</u>	<u>68</u>	<u>105</u>	<u>247</u>	<u>593</u>	<u>277</u>	<u>239</u>	
Officers . . . . .	212	202	302	180	251	102	41	36	88	12	37	6	16	17	44	61	39	
Enlisted . . . . .	2,653	2,170	3,809	1,402	2,511	1,591	262	146	281	521	235	62	89	230	549	216	300	
<u>Military Air Transport Service (O/S) - Total</u> . . . . .	<u>106</u>	<u>27</u>	<u>113</u>	-	-	<u>202</u>	<u>40</u>	<u>27</u>	-	-	-	-	<u>1,000</u>	<u>1,135</u>	<u>717</u>	<u>1,213</u>	<u>1,205</u>	
Officers . . . . .	1	4	6	-	-	25	37	37	-	-	-	-	37	95	110	203	193	
Enlisted . . . . .	105	23	107	-	-	277	3	60	-	-	-	-	963	1,040	607	1,010	1,012	
<u>Alaskan Air Command - Total</u> . . . . .	<u>789</u>	<u>455</u>	<u>634</u>	<u>511</u>	<u>281</u>	<u>874</u>	<u>809</u>	<u>790</u>	<u>328</u>	<u>743</u>	<u>753</u>	<u>561</u>	<u>928</u>	<u>790</u>	<u>885</u>	<u>457</u>	<u>1,118</u>	
Officers . . . . .	20	8	36	13	25	92	45	25	23	121	8	100	153	31	43	84	4	
Enlisted . . . . .	769	447	598	498	256	782	764	765	305	622	745	461	775	759	842	373	1,114	
<u>Caribbean Air Command - Total</u> . . . . .	<u>158</u>	<u>191</u>	<u>198</u>	<u>114</u>	<u>5</u>	<u>60</u>	<u>74</u>	<u>19</u>	<u>2</u>	<u>150</u>	<u>2</u>	<u>1</u>	<u>4</u>	<u>10</u>	-	<u>20</u>	<u>8</u>	
Officers . . . . .	9	27	91	26	2	-	3	5	-	1	-	-	-	-	-	5	-	
Enlisted . . . . .	149	164	107	88	3	60	71	14	2	149	3	1	4	10	-	15	8	
<u>Pacific Air Command - Total</u> . . . . .	<u>29</u>	<u>29</u>	<u>41</u>	<u>19</u>	<u>55</u>	<u>b/</u>	<u>b/</u>	<u>b/</u>	<u>b/</u>	<u>b/</u>	<u>b/</u>	<u>b/</u>	<u>b/</u>	<u>b/</u>	<u>b/</u>	<u>b/</u>	<u>b/</u>	
Officers . . . . .	1	2	1	-	32	b/	b/	b/	b/	b/	b/	b/	b/	b/	b/	b/	b/	
Enlisted . . . . .	38	27	40	19	23	b/	b/	b/	b/	b/	b/	b/	b/	b/	b/	b/	b/	
<u>Third Air Division - Total</u> . . . . .	<u>a/</u>	-	-	-	-	-	-	-	-	-	-	-	-	-	<u>194</u>	<u>65</u>	<u>26</u>	
Officers . . . . .	a/	-	-	-	-	-	-	-	-	-	-	-	-	-	-	9	2	
Enlisted . . . . .	b/	-	-	-	-	-	-	-	-	-	-	-	-	-	194	56	24	
<u>Other Areas - Total</u> . . . . .	-	-	-	<u>1</u>	-	-	-	-	<u>672</u>	<u>630</u>	<u>465</u>	<u>916</u>	<u>10</u>	<u>406</u>	-	<u>42</u>	<u>67</u>	
Officers . . . . .	-	-	-	-	-	-	-	-	36	38	8	33	4	51	-	3	4	
Enlisted . . . . .	-	-	-	-	-	-	-	-	636	592	457	883	6	355	-	42	63	

a/ Third Air Division established, 3 January 1949.  
b/ Pacific Air Command discontinued, 1 June 1949.  
c/ Data for November 1949 was not available.

TABLE 41.-- OFFENSES COMMITTED BY MILITARY PERSONNEL ASSIGNED TO USAF (WORLDWIDE) INSTALLATIONS

(The table covers all vehicle accidents happening on the posts. See Table 42 for strengths to be used in computing offense rates.)

Offenses	Conti- nental US Total	Conti- nental Air Command	Air Materiel Command	Air Training Command	Military Air Transport Service	Air Uni- versity	Head- quarters Command	Strat- egic Air Command	Air Prov- ing Ground
<b>THIRD QUARTER</b>									
<b>LAST HALF FY 1949</b>									
Property Destruction g/. . .	69	11	28	10	5	-	4	11	-
Motor Vehicle Accidents Re- ported . . . . .	1,042	318	110	298	65	20	18	192	21
Traffic Violations . . . . .	5,076	677	660	1,774	430	126	26	1,245	138
Uniform Violations . . . . .	3,537	782	84	1,402	128	113	199	744	85
Pass Violations . . . . .	1,473	381	32	381	49	59	1	543	27
Misappropriations (Robbery, Fraud, Burglarly, and Theft)	1,760	260	460	460	112	55	16	371	26
Drunk and Disorderly . . . . .	2,369	450	70	1,068	130	157	42	422	30
Insubordination . . . . .	170	49	4	70	12	15	-	18	2
Assaults . . . . .	83	18	17	20	6	2	-	20	-
Sex Crimes . . . . .	62	12	3	22	3	-	7	13	2
Unnatural Deaths . . . . .	15	10	1	2	1	-	-	-	1
Going AWOL . . . . .	5,861	1,648	335	2,236	252	149	87	1,037	117
Returning from AWOL . . . . .	5,773	1,696	334	2,276	179	149	74	940	125
Man Days Lost from AWOL . . . .	69,797	22,994	3,421	24,900	3,513	989	1,143	11,795	1,042
<b>FOURTH QUARTER</b>									
Property Destruction g/. . .	94	42	18	18	1	-	3	12	-
Motor Vehicle Accidents Re- ported . . . . .	926	256	80	305	34	23	35	164	29
Traffic Violations . . . . .	4,722	620	470	1,544	387	127	59	1,285	230
Uniform Violations . . . . .	3,450	824	113	1,228	207	115	209	588	166
Pass Violations . . . . .	1,069	310	63	377	54	26	43	187	9
Misappropriations (Robbery, Fraud, Burglarly, and Theft)	1,735	299	409	512	72	40	16	355	32
Drunk and Disorderly . . . . .	2,569	353	128	1,102	166	117	80	602	21
Insubordination . . . . .	152	24	15	64	8	10	5	25	1
Assaults . . . . .	100	14	17	42	4	2	3	16	2
Sex Crimes . . . . .	71	15	5	27	2	2	3	14	3
Unnatural Deaths . . . . .	11	4	1	3	-	-	-	2	1
Going AWOL . . . . .	5,550	1,261	324	2,420	229	107	147	977	86
Returning from AWOL . . . . .	5,251	1,342	296	2,213	170	101	119	920	90
Man Days Lost from AWOL . . . .	62,143	18,557	3,860	22,492	3,099	499	2,148	10,659	829
<b>FISCAL YEAR 1950</b>									
<b>FIRST QUARTER</b>									
Property Destruction g/. . .	58	16	12	8	2	1	10	7	2
Motor Vehicle Accidents Re- ported . . . . .	1,137	323	128	354	33	29	57	189	24
Traffic Violations . . . . .	5,313	590	921	2,014	332	55	71	1,072	258
Uniform Violations . . . . .	4,463	1,238	285	1,481	154	144	251	813	97
Pass Violations . . . . .	1,174	260	38	495	50	24	5	270	32
Misappropriations (Robbery, Fraud, Burglarly, and Theft)	1,868	311	399	544	59	35	53	450	17
Drunk and Disorderly . . . . .	2,836	340	194	1,268	104	121	63	699	47
Insubordination . . . . .	185	44	8	73	8	8	3	39	2
Assaults . . . . .	118	27	7	41	2	8	4	26	3
Sex Crimes . . . . .	51	10	8	17	-	1	2	13	-
Unnatural Deaths . . . . .	21	5	1	3	-	-	-	11	1
Going AWOL . . . . .	7,929	1,560	412	3,872	254	148	215	1,363	105
Returning from AWOL . . . . .	7,455	1,501	352	3,787	192	131	189	1,209	94
Man Days Lost from AWOL . . . .	79,089	17,918	3,827	35,426	2,849	1,171	2,164	15,006	728
<b>SECOND QUARTER</b>									
Property Destruction g/. . .	64	17	11	12	6	4	5	9	-
Motor Vehicle Accidents Re- ported . . . . .	1,227	261	186	398	40	28	49	227	38
Traffic Violations . . . . .	4,691	761	842	1,484	273	64	118	1,075	74
Uniform Violations . . . . .	3,787	754	297	1,516	87	103	252	730	48
Pass Violations . . . . .	1,181	215	74	562	40	16	22	228	24
Misappropriations (Robbery, Fraud, Burglarly, and Theft)	1,878	233	363	554	99	20	129	471	9
Drunk and Disorderly . . . . .	3,356	354	231	1,789	164	74	92	607	45
Insubordination . . . . .	226	34	26	109	2	7	5	36	7

TABLE 41.-- OFFENSES COMMITTED BY MILITARY PERSONNEL ASSIGNED TO USAF (WORLDWIDE)

## INSTALLATIONS (Continued)

(This table covers all vehicle accidents happening on the posts. See Table 42 for strengths to be used in computing offense rates.)

Offenses	Conti- nental US Total	Conti- nental Air Command	Air Materiel Command	Air Training Command	Military Air Transport Service	Air Uni- versity	Head- quarters Command	Strat- egic Air Command	Air Prov- ing Ground		
<b>SECOND QUARTER (Contd)</b>											
Assaults . . . . .	124	20	10	59	3	3	3	19	7		
Sex Crimes . . . . .	52	10	3	20	3	-	4	11	1		
Unnatural Deaths . . . . .	24	6	2	8	1	-	1	5	1		
Going AWOL . . . . .	7,421	1,554	509	3,329	413	134	297	1,077	108		
Returning from AWOL . . . . .	6,669	1,381	422	3,167	277	123	246	953	100		
Man Days Lost from AWOL . . . . .	84,368	18,384	6,237	37,433	4,044	877	3,062	13,368	963		
Offenses	Conti- nental Total	Con AC	AMC	AFTRC	MATS	AU	Hq C	SAC	APG	SWC b/	LRPG c/
<b>THIRD QUARTER</b>											
Going AWOL this Month . . . . .	7,323	1,564	479	3,782	333	71	231	734	107	22	-
Voluntarily Returned . . . . .	6,209	1,037	429	3,481	278	77	217	564	97	29	-
Apprehended . . . . .	1,365	567	96	418	30	1	46	187	16	4	-
AWOL as of End of Month . . . . .	2,289	609	266	904	182	11	69	227	17	4	-
Man Days Lost from AWOL . . . . .	77,008	17,111	5,590	37,972	3,907	623	2,497	8,364	698	246	-
Traffic Accidents on Base . . . . .	1,220	237	257	345	52	37	41	213	31	7	-
Security Violations (Safeguard- ing) . . . . .	444	127	191	10	21	1	5	81	5	3	-
Security Violations (Military Areas) . . . . .	.19	3	6	3	-	-	-	5	2	-	-
Drunkenness . . . . .	2,528	495	248	918	95	73	80	547	55	17	-
Uniform Violations . . . . .	3,986	750	256	1,839	62	53	208	751	17	50	-
Miscellaneous Violations and Minor Crimes not Listed Else- where on Report . . . . .	4,220	878	559	1,599	38	133	172	613	152	76	-
Miscellaneous Serious Crimes not Listed Elsewhere on Report Offenders this Month . . . . .	748 33,311	198 6,931	72 5,875	291 9,899	3 902	16 548	24 1,292	141 6,880	3 474	- 510	- -
General Prisoners . . . . .	425	84	9	231	14	1	12	62	12	-	-
Garrison Prisoners . . . . .	3,512	778	240	1,494	126	28	172	561	76	37	-
Number of Security Checks . . . . .	2,604	821	577	322	78	86	10	611	78	21	-
Loyalty and Character Investiga- tions: a: Processed to OSI . . . . .	8,620	1,834	2,744	1,810	122	168	107	1,330	412	93	-
b: Completed and Returned . . . . .	3,696	1,171	815	616	96	134	16	569	220	59	-
c: Clearances Granted . . . . .	6,255	1,163	2,763	703	128	141	187	883	217	70	-
d: Clearances Denied . . . . .	96	55	17	4	-	-	2	15	1	2	-
AF Personnel Punished under 104th AW . . . . .	7,920	1,519	686	2,958	266	174	396	1,624	200	97	-
<b>FOURTH QUARTER</b>											
Going AWOL this Month . . . . .	6,920	1,361	346	3,930	212	59	259	647	78	26	2
Voluntarily Returned . . . . .	5,522	1,110	285	3,106	163	54	231	484	68	19	2
Apprehended . . . . .	1,082	214	57	609	33	-	28	132	5	4	-
AWOL as of End of Month . . . . .	2,406	411	138	1,395	115	13	57	246	20	11	-
Man Days Lost from AWOL . . . . .	77,722	14,890	3,897	45,079	2,201	548	2,553	7,605	613	326	9
Traffic Accidents on Base . . . . .	947	162	207	282	26	31	43	141	35	18	2
Security Violations (Safeguard- ing) . . . . .	329	91	121	41	10	3	4	56	1	2	-
Security Violations (Military Areas) . . . . .	14	1	3	-	-	-	-	10	-	-	-
Drunkenness . . . . .	2,682	441	233	1,065	111	66	82	553	71	58	2
Uniform Violations . . . . .	4,769	661	376	2,831	105	25	279	368	49	70	5
Miscellaneous Violations and Minor Crimes not Listed Else- where on Report . . . . .	5,634	1,072	519	2,859	155	94	88	608	165	74	-
Miscellaneous Serious Crimes not Listed Elsewhere on Report Offenders this Month . . . . .	941 33,435	54 5,572	31 4,067	722 14,569	14 604	- 445	27 1,663	84 5,502	8 549	1 446	- 18
General Prisoners . . . . .	469	102	13	274	5	-	14	56	3	2	-
Garrison Prisoners . . . . .	3,253	643	162	1,586	156	41	137	438	48	41	1
Number of Security Checks . . . . .	3,291	1,056	554	390	93	109	5	1,027	48	8	1
Loyalty and Character Investiga- tions: a: Processed to OSI . . . . .	11,460	3,251	3,787	2,129	194	138	212	962	704	65	18
b: Completed and Returned . . . . .	8,216	1,988	2,646	1,796	158	207	47	702	611	23	38
c: Clearances Granted . . . . .	9,410	1,743	4,628	1,183	116	236	175	663	614	47	5
d: Clearances Denied . . . . .	122	15	21	64	-	1	2	10	2	3	4
AF Personnel Punished Under 104th AW . . . . .	10,527	1,451	576	5,720	207	214	428	1,635	220	71	5

TABLE 41.-- OFFENSES COMMITTED BY MILITARY PERSONNEL ASSIGNED TO USAF (WORLDWIDE)

## INSTALLATIONS (Continued)

(This table covers all vehicle accidents happening on the posts. See Table 42 for strengths to be used in computing offense rates.)

Offenses	Overseas Total	Alaskan Air Command	Caribbean Air Command	Military Air Trans- port Services	USAF in Europe	Far East Air Forces	Third Air Division
<b>THIRD QUARTER</b>							
Going AWOL this Month . . . . .	826	93	22	44	241	295	131
Voluntarily Returned . . . . .	632	90	11	32	213	159	127
Apprehended . . . . .	185	11	11	12	24	118	9
AWOL as of End of Month . . . . .	195	9	-	11	13	139	23
Man Days Lost from AWOL . . . . .	4,194	684	63	427	740	1,776	504
Traffic Accidents on Base . . . . .	570	112	39	105	50	231	33
Security Violations (Safeguarding) . . . . .	96	7	1	51	-	24	13
Security Violations (Military Areas) . . . . .	39	8	11	6	8	5	1
Drunkenness . . . . .	889	148	31	145	293	200	72
Uniform Violations . . . . .	1,187	313	52	300	162	337	23
Miscellaneous Violations and Minor Crimes not Listed Elsewhere on Report . . . . .	2,375	218	110	220	287	1,506	34
Miscellaneous Serious Crimes not Listed Elsewhere on Report . . . . .	500	39	5	40	108	235	73
Offenders this Month . . . . .	10,549	1,576	374	1,852	2,366	3,776	605
General Prisoners . . . . .	104	34	4	6	3	54	3
Garrison Prisoners . . . . .	1,078	95	18	80	181	633	71
Number of Security Checks . . . . .	1,307	76	11	569	95	521	35
Loyalty and Character Investigations Processed to OSI . . . . .	1,895	257	23	234	380	956	45
Loyalty and Character Investigations Completed and Returned . . . . .	1,091	102	35	106	315	467	66
Loyalty and Character Clearances Granted . . . . .	1,147	100	35	98	334	566	14
Loyalty and Character Clearances Denied . . . . .	14	2	2	-	5	4	1
AF Personnel Punished Under 104th AW	2,787	345	69	334	554	1,334	151
<b>FOURTH QUARTER</b>							
Going AWOL this Month . . . . .	755	97	-	47	150	367	94
Voluntarily Returned . . . . .	596	91	-	42	132	246	85
Apprehended . . . . .	151	-	-	4	24	110	13
AWOL as of End of Month . . . . .	162	15	-	13	8	116	10
Man Days Lost from AWOL . . . . .	4,291	686	-	609	473	2,100	423
Traffic Accidents on Base . . . . .	419	55	17	71	49	213	14
Security Violations (Safeguarding) . . . . .	66	17	-	29	3	15	2
Security Violations (Military Areas) . . . . .	24	6	1	14	2	-	1
Drunkenness . . . . .	813	129	9	98	296	206	75
Uniform Violations . . . . .	1,282	264	47	206	231	479	55
Miscellaneous Violations and Minor Crimes not Listed Elsewhere on Report . . . . .	3,730	437	61	285	462	2,451	34
Miscellaneous Serious Crimes not Listed Elsewhere on Report . . . . .	435	20	1	22	128	216	48
Offenders this Month . . . . .	11,566	2,240	194	1,328	2,755	4,486	563
General Prisoners . . . . .	124	12	1	7	27	72	5
Garrison Prisoners . . . . .	874	104	8	91	176	439	56
Number of Security Checks . . . . .	1,148	93	4	855	70	94	32
Loyalty and Character Investigations Processed to OSI . . . . .	2,010	375	47	226	313	983	66
Loyalty and Character Investigations Completed and Returned . . . . .	1,501	183	36	198	413	613	58
Loyalty and Character Clearances Granted . . . . .	1,498	182	63	313	303	600	37
Loyalty and Character Clearances Denied . . . . .	28	3	-	5	7	13	-
AF Personnel Punished Under 104th AW	3,109	414	35	363	671	1,453	173

a/ Property Destruction includes arson, all malicious destruction of property.

b/ Special Weapons Command was established, 1 December 1949.

c/ Long Range Proving Ground Division was redesignated as such, 16 May 1950.

Source: Executive Office, Director, Air Provost Marshal, Hq. USAF

TABLE 42.-- STRENGTH TO BE USED IN COMPUTING OFFENSE RATES

(Prior to January 1950, the Strength Figures were assigned Strength. January through June 1950 Strength Figures were based on assigned Strength of reporting Command, less personnel of reporting command on duty under jurisdiction of other major commands, plus personnel of other major commands on duty at installations under the jurisdiction of reporting commands as of the last day of each month.)

Command	January (1950)	February	March	April	May	June
<u>WORLDWIDE - TOTAL</u> . . . . .	a/ <u>413,485</u>	<u>413,513</u>	<u>411,424</u>	<u>409,117</u>	<u>406,581</u>	<u>409,482</u>
<u>CONTINENTAL - TOTAL</u> . . . . .	b/ <u>223,987</u>	<u>221,655</u>	<u>218,629</u>	<u>217,471</u>	<u>215,121</u>	<u>216,864</u>
Air Materiel Command . . . . .	25,283	24,980	26,113	23,878	22,612	21,335
Air Proving Ground . . . . .	6,349	6,510	6,260	6,564	6,411	6,875
Air Training Command . . . . .	117,375	120,919	120,693	119,458	116,396	120,378
Air University . . . . .	8,335	8,094	8,456	8,617	8,248	8,425
Military Air Transport Service . . . . .	9,149	7,812	7,034	7,056	6,977	7,000
Headquarters Command . . . . .	20,040	19,112	19,321	19,210	17,454	16,770
Strategic Air Command . . . . .	64,900	64,173	63,044	62,852	62,388	62,657
Continental Air Command . . . . .	69,216	66,592	64,293	66,453	71,939	70,564
Security Service . . . . .	-	-	-	-	-	-
Special Weapons Command c/ . . . . .	3,340	3,463	3,415	3,383	2,696	2,447
Long Range Proving Ground Division d/ . . . . .	-	-	-	-	-	413
<u>OVERSEAS - TOTAL</u> . . . . .	<u>89,498</u>	<u>91,858</u>	<u>92,795</u>	<u>91,646</u>	<u>91,460</u>	<u>92,618</u>
Alaskan Air Command . . . . .	13,506	13,679	14,381	13,901	14,011	14,874
Caribbean Air Command . . . . .	3,065	2,877	2,750	2,335	1,472	1,348
Military Air Transport Service . . . . .	13,398	13,429	13,418	14,058	14,396	13,845
US Air Force in Europe . . . . .	17,809	17,696	17,509	17,407	17,518	18,005
Far East Air Force . . . . .	37,193	39,996	40,439	39,625	39,655	40,155
Third Air Division . . . . .	4,527	4,181	4,298	4,320	4,408	4,391

a/ Use 306,110 as the strength factor in computing Worldwide rates for January 1950 for the following offenses only: "Drunkness", "Uniform Violations", "Miscellaneous Violations and Crimes not Listed Elsewhere on Report", "Miscellaneous Serious Crimes Not Listed Elsewhere on Report", "Offender's on Report", "Clearance Granted", and "Clearance Denied", due to the fact that Air Training Command reports for the offenses were not received in January 1950.

b/ Use 206,612 in computing January Continental Rates for the same offenses as listed under footnote a/ and for the same reason as given under that footnote.

c/ Special Weapons Command was established, 1 December 1949.

d/ Long Range Proving Ground Division was redesignated as such, 16 May 1950.

Source: Executive Office, Director, Air Provost Marshal, Hq. USAF.

TABLE 43.-- GOVERNMENT PROPERTY RECOVERED AT MAJOR COMMANDS

(Rounded to the nearest dollar - over \$ .50, raised; \$ .50 and under, dropped.)

Property Lost or Stolen and Recovered	Total	Continental Air Command	Air Materiel Command	Air Training Command	Military Air Transport Service	Air University	Headquarters Command	Strategic Air Command	Air Proving Ground	Special Weapons Command
CONTINENTAL US										
<b>Fiscal Year 1949</b>										
<b>January (1949)</b>										
Lost or Stolen	\$ 19,889	\$ 2,719	\$ 6,906	\$ 3,216	\$ 775	\$ 344	\$ 511	\$ 5,335	\$ 83	-
Recovered . .	9,154	1,235	4,385	1,778	215	325	-	1,147	69	-
<b>February</b>										
Lost or Stolen	15,965	1,549	4,887	4,025	593	64	422	4,352	73	-
Recovered . .	13,007	2,120	3,705	2,713	550	20	-	3,869	30	-
<b>March</b>										
Lost or Stolen	20,602	3,036	3,065	3,621	803	274	109	9,647	47	-
Recovered . .	7,959	477	2,606	2,832	-	-	-	2,020	24	-
<b>April</b>										
Lost or Stolen	18,393	2,857	9,543	1,235	1,481	40	-	3,149	88	-
Recovered . .	27,161	528	23,570	983	75	40	-	1,907	58	-
<b>May</b>										
Lost or Stolen	27,348	4,728	4,488	12,784	219	15	21	5,040	53	-
Recovered . .	7,814	2,914	2,022	517	100	15	-	2,246	-	-
<b>June</b>										
Lost or Stolen	24,761	4,170	5,028	2,768	2,336	180	-	10,175	104	-
Recovered . .	28,022	1,418	20,017	2,040	1,925	-	-	2,536	86	-
<b>Fiscal Year 1950</b>										
<b>July</b>										
Lost or Stolen	20,983	3,290	3,328	6,647	383	120	400	6,647	168	-
Recovered . .	16,324	4,552	4,269	5,395	1,475	-	-	465	168	-
<b>August</b>										
Lost or Stolen	16,109	4,291	3,097	2,205	724	30	328	5,434	-	-
Recovered . .	10,984	2,638	1,446	887	318	-	110	5,517	68	-
<b>September</b>										
Lost or Stolen	17,272	2,603	2,686	2,089	238	154	324	8,938	240	-
Recovered . .	7,292	417	1,024	1,274	75	25	182	4,227	68	-
<b>October</b>										
Lost or Stolen	24,152	1,818	3,813	1,478	636	66	912	15,229	200	-
Recovered . .	12,743	137	-	617	200	-	111	11,478	200	-
<b>November</b>										
Lost or Stolen	11,963	1,933	2,305	1,730	492	36	1,318	3,993	156	-
Recovered . .	10,056	4,595	2,019	463	21	-	1,212	1,746	-	-
<b>December</b>										
Lost or Stolen	25,944	4,585	4,351	2,181	1,312	10	5,450	8,025	30	-
Recovered . .	13,981	3,860	6,155	875	717	-	523	1,821	30	-
<b>January (1950)</b>										
Lost or Stolen	26,982	2,485	4,507	5,011	788	-	433	13,556	165	37
Recovered . .	10,393	899	1,131	1,230	376	-	35	6,722	-	-
<b>February</b>										
Lost or Stolen	20,167	4,664	4,858	3,299	408	112	529	6,099	123	75
Recovered . .	10,215	1,578	4,303	1,823	200	85	-	2,226	-	-
<b>March</b>										
Lost or Stolen	20,052	1,890	3,770	3,651	217	14	593	9,496	116	305
Recovered . .	13,366	2,572	4,612	1,129	-	14	49	4,983	-	7
<b>April</b>										
Lost or Stolen	16,702	5,725	2,651	2,866	100	-	1,085	3,808	252	215
Recovered . .	10,772	4,950	2,812	972	100	-	421	1,417	100	-

TABLE 43.-- GOVERNMENT PROPERTY RECOVERED AT MAJOR COMMANDS (Continued)

(Rounded to the nearest dollar - over \$ .50, raised; \$ .50 and under, dropped.)

Property Lost or Stolen and Recovered	Total	Conti- nental Air Command	Air Materiel Command	Air Training Command	Military Air Transport Service	Air Uni- versity	Head- quarters Command	Strate- gic Air Command	Air Prov- ing Ground	Special Wea- pons Command	
CONTINENTAL US (Contd)											
<u>May</u> Lost or Stolen Recovered . . .	\$ 21,804 13,036	\$ 5,959 5,127	\$ 4,604 4,592	\$ 4,351 1,115	\$ 110 65	\$ - -	\$ 965 443	\$ 5,036 1,692	\$ 648 -	\$ 131 2	
<u>June</u> Lost or Stolen Recovered . . .	19,947 11,184	3,002 385	7,984 6,503	2,753 999	- -	- -	90 -	5,674 3,054	294 233	150 10	
Property Lost or Stolen and Recovered	Total	Alaskan Air Command	Caribbean Air Command	Military Air Trans- port Service	USAF in Europe	Far East Air Forces	Third Air Division				
OVERSEAS b/											
<u>Fiscal Year 1950</u>											
<u>January (1950)</u> Lost or Stolen Recovered . . .	\$ 21,776 14,914	\$ 2,436 842	\$ 750 88	\$ 836 322	\$ 2,613 494	\$ 12,495 13,046	\$ 2,646 122				
<u>February</u> Lost or Stolen Recovered . . .	30,321 17,384	2,152 153	398 333	4,671 3,652	3,280 473	16,375 11,183	3,445 1,590				
<u>March</u> Lost or Stolen Recovered . . .	29,755 15,848	3,953 3,167	1,466 410	943 218	2,333 949	20,257 11,106	803 -				
<u>April</u> Lost or Stolen Recovered . . .	13,980 9,776	1,897 1,061	104 12	506 257	4,924 1,974	4,615 4,543	1,934 1,929				
<u>May</u> Lost or Stolen Recovered . . .	29,490 6,476	5,134 3,880	78 -	600 218	754 16	17,816 2,324	5,108 38				
<u>June</u> Lost or Stolen Recovered . . .	26,784 13,755	350 115	303 46	6,940 3,841	1,688 1,934	16,897 7,721	606 98				

a/ Initial report, January 1950. This command was established, 1 December 1949.

b/ Overseas data was not available prior to January 1950.

Source: Executive Office, Director, Air Provost Marshal, Hq. USAF.

TABLE 44.-- CASUALTY ASSISTANCE RENDERED BY CHAPLAINS IN CONTINENTAL US AND OVERSEAS TO

## NEXT OF KIN OF USAF MILITARY PERSONNEL

(The table below reflects all accidents, losses, deaths, etc., of USAF personnel including SCARWAR. The Chaplains are notified of all such cases and render casualty assistance to the next of kin. The personnel cases include Regulars (Active and Retired), National Guard, and Reserves whether in line of duty or not. Statistics on the Korean conflict are excluded but will appear in the next issue.)

Month	Cases Rendered	Cause									Missing in Flight
		Aircraft Accident	Auto Accident	Natural	Train Accident	Suicide	Gunshot Wounds	Drownings	Burns	Alcoholism	
<b>USAF TOTAL</b>											
<b>TOTAL</b>	<b>573</b>	<b>207</b>	<b>113</b>	<b>128</b>	<b>1</b>	<b>7</b>	<b>28</b>	<b>31</b>	<b>6</b>	<b>2</b>	<b>48</b>
Jan (1949)	103	46	26	14	-	1	5	4	1	-	6
Feb . . . . .	110	40	17	21	-	2	5	-	3	-	22
Mar . . . . .	110	29	14	36	-	1	7	2	3	-	18
Apr . . . . .	71	29	15	18	1	-	2	4	-	1	1
May . . . . .	74	32	18	15	-	1	3	4	1	-	-
Jun . . . . .	105	31	23	24	-	2	6	17	-	1	1
<b>TOTAL (FY 1950)</b>	<b>1,218</b>	<b>398</b>	<b>201</b>	<b>285</b>	<b>11</b>	<b>21</b>	<b>42</b>	<b>54</b>	<b>4</b>	<b>2</b>	<b>99</b>
Jul . . . . .	83	15	28	26	1	1	3	5	1	-	3
Aug . . . . .	54	16	16	18	-	1	1	1	-	-	1
Sep . . . . .	127	40	31	29	-	8	3	8	-	-	8
Oct . . . . .	141	58	25	30	9	-	5	5	-	-	9
Nov . . . . .	137	42	23	35	-	3	7	11	-	-	16
Dec . . . . .	48	14	22	7	-	2	1	2	-	-	-
Jan (1950)	81	20	31	21	-	1	3	5	-	-	-
Feb . . . . .	122	28	19	25	1	-	1	1	-	-	47
Mar . . . . .	85	33	23	22	-	1	3	3	-	-	-
Apr . . . . .	94	33	26	24	-	2	4	-	-	2	3
May . . . . .	105	49	24	18	-	-	3	7	-	-	4
Jun . . . . .	141	50	33	30	-	2	8	6	3	1	8
<b>CONTINENTAL US</b>											
<b>TOTAL</b>	<b>345</b>	<b>131</b>	<b>82</b>	<b>88</b>	<b>-</b>	<b>6</b>	<b>17</b>	<b>11</b>	<b>2</b>	<b>1</b>	<b>7</b>
Jan (1949)	60	26	19	8	-	1	5	1	-	-	-
Feb . . . . .	49	17	13	15	-	1	3	-	-	-	-
Mar . . . . .	60	11	12	24	-	1	4	1	2	-	5
Apr . . . . .	45	21	9	11	-	-	1	2	-	-	1
May . . . . .	57	28	15	12	-	1	-	1	-	-	-
Jun . . . . .	74	28	14	18	-	2	4	6	-	1	1
<b>TOTAL (FY 1950)</b>	<b>867</b>	<b>285</b>	<b>251</b>	<b>227</b>	<b>11</b>	<b>18</b>	<b>31</b>	<b>30</b>	<b>3</b>	<b>2</b>	<b>9</b>
Jul . . . . .	55	10	18	20	1	1	2	2	1	-	-
Aug . . . . .	37	12	10	13	-	1	-	-	-	-	1
Sep . . . . .	80	20	25	21	-	7	2	4	-	-	1
Oct . . . . .	103	47	19	23	9	-	3	2	-	-	-
Nov . . . . .	95	40	20	26	-	3	5	1	-	-	-
Dec . . . . .	39	11	19	6	-	1	-	2	-	-	-
Jan (1950)	71	18	28	18	-	-	3	4	-	-	-
Feb . . . . .	57	17	16	21	1	-	1	1	-	-	-
Mar . . . . .	70	28	20	16	-	1	2	3	-	-	-
Apr . . . . .	77	25	21	20	-	2	4	-	-	2	3
May . . . . .	82	31	23	17	-	-	2	6	-	-	3
Jun . . . . .	101	26	32	26	-	2	7	5	2	-	1
<b>OVERSEAS</b>											
<b>TOTAL</b>	<b>228</b>	<b>76</b>	<b>31</b>	<b>40</b>	<b>1</b>	<b>1</b>	<b>11</b>	<b>20</b>	<b>6</b>	<b>1</b>	<b>41</b>
Jan (1949)	43	20	7	6	-	-	-	3	1	-	6
Feb . . . . .	61	23	4	6	-	1	2	-	3	-	22
Mar . . . . .	50	18	2	12	-	-	3	1	1	-	13
Apr . . . . .	26	8	6	7	1	-	1	2	-	1	-
May . . . . .	17	4	3	3	-	-	3	3	1	-	-
Jun . . . . .	31	3	9	6	-	-	2	11	-	-	-
<b>TOTAL (FY 1950)</b>	<b>351</b>	<b>113</b>	<b>50</b>	<b>58</b>	<b>-</b>	<b>3</b>	<b>11</b>	<b>24</b>	<b>1</b>	<b>1</b>	<b>90</b>
Jul . . . . .	28	5	10	6	-	-	1	3	-	-	3
Aug . . . . .	17	4	6	5	-	-	1	1	-	-	-
Sep . . . . .	47	20	6	8	-	1	1	4	-	-	7
Oct . . . . .	38	11	6	7	-	-	2	3	-	-	9



Table 44.-- Casualty Assistance Rendered By Chaplains in Continental US and Overseas  
to Next of Kin of USAF Military Personnel (Continued)

(The table below reflects all accidents, losses, deaths, etc., of USAF personnel including SCAPWAF. The Chaplains are notified of all such cases and render casualty assistance to the next of kin. The personnel cases include Regulars (Active and Retired), National Guard, and Reserves whether in line of duty or not. Statistics on the Korean conflict are excluded but will appear in the next issue.)

Month	Cases Rend- ered	Cause									Missing in Flight
		Aircraft Accident	Auto Accident	Natural	Train Accident	Suicide	Gunshot Wounds	Drown- ings	Burns	Alcohol- ism	
OVERSEAS (Continued)											
Nov . . . . .	42	2	3	9	-	-	2	10	-	-	16
Dec . . . . .	9	3	3	1	-	1	1	-	-	-	-
Jan (1950) . . . . .	10	2	3	3	-	1	-	1	-	-	-
Feb . . . . .	65	11	3	4	-	-	-	-	-	-	47
Mar . . . . .	15	5	3	6	-	-	1	-	-	-	-
Apr . . . . .	17	8	5	4	-	-	-	-	-	-	-
May . . . . .	23	18	1	1	-	-	1	1	-	-	1
Jun . . . . .	40	24	1	4	-	-	1	1	1	1	7

Source: Chief of Air Force Chaplains, DCS/P, Hq. USAF.

TABLE 45.-- STATUS AND DENOMINATIONAL SPREAD OF USAF CHAPLAINS

(Excludes SCARWAF)

Month	Require- ment	On Duty				Short	Percent Short	
		Total	Protestant	Catholic	Jewish			
WORLDWIDE								
30 June 1949 . . . . .	540	458	302	149	7	82	15.18	
31 December 1949 . . . . .	540	466	311	148	7	74	13.70	
30 June 1950 . . . . .	540	469	309	154	6	71	13.15	
On Duty								
	Percent of USAF Total	Total	Protestant		Catholic		Jewish	
			Total	Percent (Worldwide)	Total	Percent (Worldwide)	Total	Percent (Worldwide)
CONTINENTAL US								
30 June 1949 . . . . .	69.43	318	216	71.52	97	65.10	5	71.43
31 December 1949 . . . . .	70.82	330	228	73.31	97	65.54	5	71.43
30 June 1950 . . . . .	72.07	338	229	74.11	105	68.18	4	66.67
OVERSEAS								
30 June 1949 . . . . .	30.57	140	86	28.48	52	34.90	2	28.57
31 December 1949 . . . . .	29.18	136	83	26.69	51	34.46	2	28.57
30 June 1950 . . . . .	27.93	131	80	25.89	49	31.82	2	33.33

Source: Chief of Air Force Chaplains, DCS/P, Hq. USAF

TABLE 46.-- PERMANENT PARTY VOLUNTEERS FOR OVERSEAS THEATERS BY DATE OF ARRIVAL  
IN THEATER, BY COMMAND

Command	FISCAL YEAR 1949						
	Total	Jan (1949)	Feb	Mar	Apr	May	Jun
<u>Gaining Command - Total</u> . . . . .	<u>4,088</u>	<u>243</u>	<u>806</u>	<u>1,006</u>	<u>737</u>	<u>619</u>	<u>677</u>
Alaskan Air Command. . . . .	297	48	83	29	42	41	54
Far East Air Force . . . . .	503	170	141	74	72	44	2
Military Air Transport Service (Atlantic) . .	a/	a/	a/	a/	a/	a/	a/
Military Air Transport Service (Pacific) . .	a/	a/	a/	a/	a/	a/	a/
Pacific Air Command. . . . .	b/	-	-	-	-	5/	5/
Third Air Division . . . . .	148	-	-	-	15	99	34
US Air Forces in Europe. . . . .	3,140	25	582	903	608	435	587
<u>Losing Command - Total</u> . . . . .	<u>4,088</u>	<u>243</u>	<u>806</u>	<u>1,006</u>	<u>737</u>	<u>619</u>	<u>677</u>
Air Force Security Service . . . . .	c/	c/	c/	c/	c/	c/	-
Air Materiel Command . . . . .	705	34	238	155	95	116	67
Air Proving Ground . . . . .	25	3	7	4	2	2	7
Air Training Command . . . . .	403	30	13	10	142	101	107
Air University . . . . .	210	10	28	29	70	48	25
Chief of Staff . . . . .	8	-	-	8	-	-	-
Continental Air Command. . . . .	2,370	84	438	742	373	302	431
Headquarters Command . . . . .	269	33	82	46	52	44	12
Military Air Transport Service . . . . .	3	3	-	-	-	-	-
Special Weapons Command. . . . .	d/	d/	d/	d/	d/	d/	d/
Strategic Air Command . . . . .	95	16	-	12	3	6	28

Command	FISCAL YEAR 1950						
	Total	Jul (1949)	Aug	Sep	Oct	Nov	Dec
<u>Gaining Command - Total</u> . . . . .	<u>3,707</u>	<u>179</u>	<u>126</u>	<u>133</u>	<u>278</u>	<u>373</u>	<u>285</u>
Alaskan Air Command. . . . .	849	57	74	59	116	93	73
Far East Air Force . . . . .	2,597	1	14	62	141	267	203
Military Air Transport Service (Atlantic) . .	1	a/	a/	a/	-	-	-
Military Air Transport Service (Pacific) . .	16	a/	a/	a/	4	1	2
Pacific Air Command. . . . .	b/	b/	b/	b/	b/	b/	b/
Third Air Division . . . . .	6	-	-	-	-	-	-
US Air Forces in Europe. . . . .	238	121	38	12	17	12	7
<u>Losing Command - Total</u> . . . . .	<u>3,707</u>	<u>179</u>	<u>126</u>	<u>133</u>	<u>278</u>	<u>373</u>	<u>285</u>
Air Force Security Service . . . . .	2	-	-	-	-	-	-
Air Materiel Command . . . . .	302	21	12	14	46	25	-
Air Proving Ground . . . . .	16	-	-	-	-	-	-
Air Training Command . . . . .	370	22	41	21	26	13	8
Air University . . . . .	169	21	1	2	22	17	10
Chief of Staff . . . . .	2	1	1	-	-	-	-
Continental Air Command. . . . .	1,412	93	57	61	144	146	48
Headquarters Command . . . . .	249	14	4	14	13	17	26
Military Air Transport Service . . . . .	312	-	-	-	-	133	9
Special Weapons Command. . . . .	4	d/	d/	d/	d/	d/	-
Strategic Air Command. . . . .	869	7	10	21	27	22	184

Command	FISCAL YEAR 1950					
	Jan (1950)	Feb	Mar	Apr	May	Jun
<u>Gaining Command - Total</u> . . . . .	<u>248</u>	<u>456</u>	<u>370</u>	<u>427</u>	<u>373</u>	<u>452</u>
Alaskan Air Command. . . . .	50	77	71	57	49	73
Far East Air Force . . . . .	185	357	269	368	324	386
Military Air Transport Service (Atlantic) . .	-	1	-	-	-	-
Military Air Transport Service (Pacific) . .	4	-	4	1	-	-
Pacific Air Command. . . . .	b/	b/	b/	b/	b/	b/
Third Air Division . . . . .	-	6	-	-	-	-
US Air Forces in Europe. . . . .	9	15	6	1	-	-

TABLE 46.-- PERMANENT PARTY VOLUNTEERS FOR OVERSEAS THEATERS BY DATE OF ARRIVAL IN THEATER, BY COMMAND (CONTINUED)

Command	FISCAL YEAR 1950 (Continued)					
	Jan (1950)	Feb	Mar	Apr	May	Jun
<u>Lossing Command - Total</u> . . . . .	<u>248</u>	<u>456</u>	<u>370</u>	<u>427</u>	<u>573</u>	<u>459</u>
Air Force Security Service. . . . .	-	-	-	-	2	-
Air Materiel Command. . . . .	40	37	38	7	31	31
Air Proving Ground. . . . .	3	5	3	-	2	3
Air Training Command . . . . .	9	33	23	70	52	52
Air University. . . . .	8	10	13	21	23	21
Chief of Staff. . . . .	-	-	-	-	-	-
Continental Air Command . . . . .	85	118	112	133	162	253
Headquarters Command . . . . .	9	33	33	29	31	26
Military Air Transport Service. . . . .	29	22	24	29	26	40
Special Weapons Command . . . . .	-	-	-	2	-	2
Strategic Air Command . . . . .	65	198	124	136	44	31

a/ Initial report, October 1950.

c/ Established, 1 June 1949.

b/ Discontinued, 31 May 1949.

d/ Established, 6 December 1949.

Source: Enlisted Assignment Division, Director of Military Personnel, DCS/P, Hq USAF.

TABLE 47.-- VOLUNTEERS FOR OVERSEAS THEATERS FROM ASSEMBLY PROCESSING STATIONS:

JAN THROUGH DEC 1949

(Table below not applicable for the period: Jan through Jun 1950)

Month	Total	AAC	CAIRC	FEAF	MATS (Atlantic)	MATS (Pacific)	PAC	TAD	USAFB
<u>Total</u> . . . . .	<u>3,084</u>	<u>328</u>	<u>30</u>	<u>888</u>	<u>39</u>	<u>70</u>	<u>2</u>	<u>78</u>	<u>1,642</u>
January. . . . .	425	11	4	29	a/	a/	-	-	381
February . . . . .	539	82	5	203	a/	a/	-	-	249
March. . . . .	442	36	6	127	a/	a/	1	-	272
April. . . . .	384	41	3	96	a/	a/	-	15	229
May. . . . .	411	32	1	23	a/	a/	-	58	297
June . . . . .	173	18	4	6	a/	a/	-	5	140
July . . . . .	18	3	-	1	a/	a/	-	-	14
August . . . . .	43	8	1	7	a/	a/	-	-	27
September. . . . .	135	28	4	49	14	19	8	-	13
October. . . . .	210	34	2	113	13	35	-	-	13
November . . . . .	151	10	-	118	9	10	-	-	4
December . . . . .	153	25	-	116	3	6	-	-	3

a/ Prior to September applications were not required.

Source: Enlisted Assignment Division, Director of Military Personnel, DCS/P, Hq USAF.

TABLE 48.-- USAF ENLISTED RETURNEES (WITH DEPENDENTS) BY DATE OF ARRIVAL FROM OVERSEAS

Command	Fiscal Year 1949						
	Total	Jan (1949)	Feb	Mar	Apr	May	Jun
<u>Gaining Command-Total</u> . . . . .	564	91	79	52	91	146	105
Air Materiel Command. . . . .	28	1	1	2	7	13	4
Air Proving Ground. . . . .	13	2	2	1	5	3	-
Air Training Command. . . . .	106	23	35	10	14	4	20
Air University. . . . .	4	-	-	1	2	-	1
Continental Air Command. . . . .	133	30	6	14	26	41	16
Chief of Staff. . . . .	3	-	-	-	2	1	-
Headquarters Command, USAF. . . . .	5	3	-	-	-	-	2
Long Range Proving Ground. . . . .	-	-	-	-	-	-	-
Military Air Transport Service. . . . .	27	4	2	6	1	8	6
Special Weapons Command. . . . .	d/	d/	d/	d/	d/	d/	d/
Strategic Air Command. . . . .	245	28	33	18	34	76	56
USAF Security Service. . . . .	e/	e/	e/	e/	e/	e/	e/
<u>Loosing Command-Total</u> . . . . .	564	91	79	52	91	146	105
Alaskan Air Command. . . . .	33	4	3	-	10	12	4
Caribbean Air Command. . . . .	78	13	3	8	-	21	33
Far East Air Forces. . . . .	404	67	64	14	81	113	65
Military Air Transport Service. . . . .	-	-	-	-	-	-	-
Pacific Air Command. . . . .	22	6	4	12	-	-	e/
Third Air Division. . . . .	b/	b/	b/	b/	b/	b/	b/
United States Air Forces, Europe. . . . .	27	1	5	18	-	-	3

Command	Fiscal Year 1950						
	Total	Jul (1949)	Aug	Sep	Oct	Nov	Dec
<u>Gaining Command-Total</u> . . . . .	2,676	137	329	164	469	241	93
Air Materiel Command. . . . .	334	14	41	16	50	12	8
Air Proving Ground. . . . .	98	6	8	2	12	9	3
Air Training Command. . . . .	380	10	10	29	73	43	15
Air University. . . . .	60	6	4	5	15	1	3
Continental Air Command. . . . .	809	26	23	20	148	106	38
Chief of Staff. . . . .	-	-	-	-	-	-	-
Headquarters Command, USAF. . . . .	90	-	6	13	16	11	2
Long Range Proving Ground. . . . .	2	-	-	-	-	-	-
Military Air Transport Service. . . . .	457	21	151	57	107	18	14
Special Weapons Command. . . . .	1	d/	d/	d/	d/	d/	d/
Strategic Air Command. . . . .	441	54	86	22	48	41	10
USAF Security Service. . . . .	4	-	-	-	-	-	-
<u>Loosing Command-Total</u> . . . . .	2,676	137	329	164	469	241	93
Alaskan Air Command. . . . .	277	37	12	8	28	1	19
Caribbean Air Command. . . . .	278	-	60	10	92	18	13
Far East Air Forces. . . . .	878	82	106	15	36	41	32
Military Air Transport Service. . . . .	293	-	-	6	34	24	28
Pacific Air Command. . . . .	e/	e/	e/	e/	e/	e/	e/
Third Air Division. . . . .	158	-	-	30	34	65	-
United States Air Forces, Europe. . . . .	792	18	151	95	245	92	1

Command	Fiscal Year 1950					
	Jan (1950)	Feb	Mar	Apr	May	Jun
<u>Gaining Command-Total</u> . . . . .	107	119	136	244	289	348
Air Materiel Command. . . . .	16	15	18	32	48	64
Air Proving Ground. . . . .	2	3	5	10	22	16
Air Training Command. . . . .	21	27	28	34	35	55
Air University. . . . .	1	2	5	5	6	7
Continental Air Command. . . . .	31	48	49	91	110	119
Chief of Staff. . . . .	-	-	-	-	-	-
Headquarters Command, USAF. . . . .	3	2	3	7	14	13
Long Range Proving Ground. . . . .	-	2	-	-	-	-
Military Air Transport Service. . . . .	4	8	5	18	24	30
Special Weapons Command. . . . .	-	-	1	-	-	-
Strategic Air Command. . . . .	28	12	21	45	30	44
USAF Security Service. . . . .	1	-	1	2	-	-

TABLE 48.-- USAF ENLISTED RETURNEES (WITH DEPENDENTS) BY DATE OF ARRIVAL FROM OVERSEAS (CONTINUED)

Command	FISCAL YEAR 1950 (Contd)					
	Jan (1950)	Feb	Mar	Apr	May	June
<u>Logging Command-Total</u> . . . . .	<u>107</u>	<u>119</u>	<u>136</u>	<u>244</u>	<u>289</u>	<u>348</u>
Alaskan Air Command. . . . .	3	7	17	50	42	53
Caribbean Air Command. . . . .	2	19	19	8	17	20
Far East Air Forces. . . . .	43	64	70	110	122	157
Military Air Transport Service . . . . .	26	18	17	20	52	68
Third Air Division . . . . .	3	-	-	16	3	7
United States Air Forces, Europe . . . . .	30	11	13	40	53	43
Pacific Air Command. . . . .	g/	g/	g/	g/	g/	g/

a/ Based on six (6) month's Totals

d/ Special Weapons Command established, 6 Dec 1949

b/ Established, 3 June 1949

e/ USAF Security Service established, 1 June 1949

c/ Discontinued, 31 May 1949

Source: Enlisted Assignments Division, Director of Military Personnel, DCS/P, Hq USAF

TABLE 49.-- USAF ENLISTED RETURNEES (WITHOUT DEPENDENTS) BY DATE OF ARRIVAL FROM OVERSEAS: JAN THROUGH JUN 1950

Gaining Command	Jan (1950)	Feb	Mar	Apr	May	June
<u>Total</u> . . . . .	<u>2,603</u>	<u>1,531</u>	<u>2,179</u>	<u>1,726</u>	<u>1,298</u>	<u>2,244</u>
Air Materiel Command . . . . .	481	227	410	312	216	256
Air Proving Ground . . . . .	98	54	62	46	25	73
Air Training Command . . . . .	719	220	530	216	136	223
Air University . . . . .	47	53	45	45	40	47
Continental Air Command. . . . .	1,036	590	736	527	419	749
Headquarters Command, USAF . . . . .	135	40	55	108	119	125
Long Range Proving Ground. . . . .	1	1	-	-	-	4
Military Air Transport Command . . . . .	311	107	97	97	153	267
Special Weapons Command. . . . .	-	6	2	1	-	5
Strategic Air Command. . . . .	745	249	226	370	190	494
USAF Security Service. . . . .	30	24	16	4	-	1

Source: Enlisted Assignments Division, Director of Military Personnel, DCS/P, Hq USAF

TABLE 50.-- USAF ENLISTED RETURNEES (WITHOUT DEPENDENTS) WHO VOLUNTEERED FOR IMMEDIATE RETURN TO OVERSEAS DUTY: JAN THROUGH JUN 1950

Command	Jan (1950)	Feb	Mar	Apr	May	June
<u>Total</u> . . . . .	<u>21</u>	<u>33</u>	<u>30</u>	<u>3</u>	<u>3</u>	-
Alaskan Air Command. . . . .	4	2	6	-	-	-
Caribbean Air Command. . . . .	-	-	-	-	-	-
Far East Air Forces. . . . .	12	22	19	3	3	-
Military Air Transport Service (Atlantic). . . . .	1	1	-	-	-	-
Military Air Transport Service (Pacific). . . . .	-	2	2	-	-	-
Third Air Division . . . . .	-	-	-	-	-	-
United States Air Forces, Europe . . . . .	4	6	3	-	-	-

Source: Enlisted Assignments Division, Director of Military Personnel, DCS/P, Hq USAF

TABLE 51 -- USAF MILITARY DECORATIONS AND AWARDS

(Total DFC, AM, and CR Awards for 1948 are shown in table below as no report was published in the 1948 "USAF Statistical Digest". Awards in the table are for Military Personnel unless otherwise indicated.)

Month	Total	Purple Heart			Distinguished Flying Cross			Soldiers Medal			Bronze Star Medal		
		Total	Basic	Oak Leaf Cluster	Total	Basic	Oak Leaf Cluster	Total	Basic	Oak Leaf Cluster	Total	Basic	Oak Leaf Cluster
LAST HALF FISCAL YEAR 1948													
Third Quarter . .	71	a/	a/	a/	25	24	1	a/	a/	a/	a/	a/	a/
Fourth Quarter . .	944	a/	a/	a/	5	4	1	a/	a/	a/	a/	a/	a/
FISCAL YEAR 1949													
First Quarter . .	99	a/	a/	a/	56	36	20	a/	a/	a/	a/	a/	a/
Second Quarter . .	322	a/	a/	a/	12	10	2	a/	a/	a/	a/	a/	a/
Third Quarter . .	388	4	4	a/	31	24	7	16	16	-	a/	a/	a/
Fourth Quarter . .	287	31	28	3	9	4	5	7	7	-	a/	a/	a/
FISCAL YEAR 1950													
First Quarter . .	254	14	12	2	41	35	3	8	8	-	1	1	a/
Second Quarter . .	438	28	26	2	61	50	11	e/ 15	e/ 15	-	4	3	1
Third Quarter . .	345	37	37	-	66	53	13	10	10	-	3	3	-
Fourth Quarter . .	302	37	34	3	26	25	1	5	5	-	1	1	-
Month	Distinguished Service Medal			Legion of Merit			Air Medal			Commendation Ribbon			
	Total	Basic	Oak Leaf Cluster	Total	Basic	Oak Leaf Cluster	Total	Basic	Oak Leaf Cluster	Total	Basic	Oak Leaf Cluster	
LAST HALF FISCAL YEAR 1948													
Third Quarter . .	a/	a/	a/	a/	a/	a/	44	41	3	2	2	-	
Fourth Quarter . .	a/	a/	a/	a/	a/	a/	906	897	9	33	33	-	
FISCAL YEAR 1949													
First Quarter . .	a/	a/	a/	a/	a/	a/	34	23	11	9	7	2	
Second Quarter . .	a/	a/	a/	a/	a/	a/	112	90	22	198	171	27	
Third Quarter . .	3	2	1	1	a/	1	255	176	79	78	67	11	
Fourth Quarter . .	2	-	2	3	2	1	129	91	38	106	98	8	
FISCAL YEAR 1950													
First Quarter . .	-	-	-	10	7	3	b/ 121	b/ 84	37	59	49	10	
Second Quarter . .	3	1	2	51	36	15	123	88	35	d/ 153	133	20	
Third Quarter . .	-	-	-	8	8	-	166	112	54	55	53	2	
Fourth Quarter . .	3	2	1	8	8	-	171	150	21	51	47	4	

a/ Figures are not available.

b/ includes 1 Civilian award.

c/ 1 Soldiers Medal to WAF Officer.

d/ 1 Commendation ribbon to AF Nurse.

Source: Awards Branch, Personnel Services Division, Directorate of Military Personnel, DCS/Personnel, Hq USAF

TABLE 52.-- MEDICAL AIR EVACUATION OF MILITARY PERSONNEL, BY MILITARY AIR TRANSPORT.

Month	Patients Evacuated			Patient Miles Flown			Average Miles Per Patient		
	Total	Domestic	Foreign	Total	Domestic	Foreign	Total	Domestic	Foreign
FISCAL YEAR 1949 (Last Half)									
<b>TOTAL . . . .</b>	<b>14,812</b>	<b>10,755</b>	<b>4,057</b>	<b>18,611,613</b>	<b>6,884,544</b>	<b>11,727,069</b>	<b>1,256</b>	<b>640</b>	<b>2,890</b>
January (1949) . . . .	2,506	1,738	768	3,325,575	1,208,724	2,116,851	1,327	695	2,756
February . . . . .	2,345	1,642	703	3,037,624	1,076,651	1,960,973	1,295	656	2,789
March . . . . .	2,631	1,922	709	3,362,666	1,220,000	2,142,666	1,278	635	3,022
April . . . . .	2,491	1,868	623	3,114,340	1,221,592	1,892,748	1,250	654	3,038
May . . . . .	2,325	1,780	545	2,575,190	1,073,678	1,501,512	1,108	603	2,755
June . . . . .	2,514	1,805	709	3,196,218	1,083,899	2,112,319	1,271	600	2,979
FISCAL YEAR 1950									
<b>TOTAL . . . .</b>	<b>14,117</b>	<b>23,903</b>	<b>10,214</b>	<b>48,123,204</b>	<b>17,401,950</b>	<b>30,721,254</b>	<b>1,410</b>	<b>728</b>	<b>3,008</b>
July (1949) . . . .	2,740	2,085	655	3,161,024	1,264,097	1,896,927	1,154	606	2,896
August . . . . .	2,649	2,019	630	2,940,400	1,180,762	1,759,638	1,110	585	2,793
September . . . . .	2,409	1,824	585	2,846,926	1,120,371	1,726,555	1,182	614	2,951
October . . . . .	2,479	1,864	615	3,064,897	1,291,674	1,773,223	1,236	693	2,883
November . . . . .	2,259	1,782	477	2,557,721	1,121,018	1,436,703	1,132	629	3,012
December . . . . .	3,219	2,000	1,219	5,308,240	1,658,631	3,649,609	1,649	829	2,994
January (1950) . . . .	3,454	2,350	1,104	5,220,917	1,770,692	3,450,225	1,512	753	3,125
February . . . . .	2,777	1,815	962	4,285,026	1,478,295	2,806,731	1,543	814	2,918
March . . . . .	3,307	2,150	1,157	5,282,231	1,701,299	3,580,932	1,597	791	3,095
April . . . . .	2,966	2,032	934	4,409,737	1,627,149	2,782,588	1,487	801	2,979
May . . . . .	2,980	1,975	1,005	4,778,780	1,581,313	3,197,467	1,604	801	3,182
June . . . . .	2,878	2,007	871	4,267,305	1,606,649	2,660,656	1,483	801	3,055

Source: MATS - SS - M9 and MATS - SU - M1

TABLE 53.-- AUTHORIZED AND EMPLOYED CIVILIAN PERSONNEL STRENGTH BY SEX, BY COMMAND

Command	FISCAL YEAR 1949		FISCAL YEAR 1950			
	31 March	30 June	30 September	31 December	31 March	30 June
WORLDWIDE						
Authorized - Total	177,295	173,302	172,022	156,435	156,346	161,206
Employed - Total	162,697	168,958	164,185	150,743	150,880	154,453
Male - Total	123,113	128,419	124,786	114,285	114,893	118,070
Female - Total	39,584	40,539	39,399	36,458	35,987	36,383
CONTINENTAL US						
Authorized - Total	143,137	144,815	139,243	130,899	130,775	135,725
Employed - Total	135,570	138,636	133,360	126,692	126,570	131,675
Male - Total	101,429	103,759	99,937	95,087	95,443	99,871
Female - Total	34,141	34,877	33,423	31,605	31,127	31,804
<b>Headquarters USAF</b>						
Authorized	3,409	3,481	3,500	3,528	3,543	3,554
Employed - Total	3,132	3,245	3,468	3,449	3,481	3,552
Male	1,051	1,130	1,225	1,232	1,243	1,304
Female	2,081	2,115	2,243	2,217	2,238	2,249
<b>Air Engineer Development Division a/</b>						
Authorized	-	-	-	-	126	126
Employed - Total	-	-	-	-	42	51
Male	-	-	-	-	37	44
Female	-	-	-	-	5	7
<b>Long Range Proving Ground Division b/</b>						
Authorized	-	-	-	-	-	569
Employed - Total	-	-	-	-	-	546
Male	-	-	-	-	-	436
Female	-	-	-	-	-	110
<b>Research and Development Command c/</b>						
Authorized	-	-	-	-	10	20
Employed - Total	-	-	-	-	7	29
Male	-	-	-	-	-	10
Female	-	-	-	-	7	19
<b>Strategic Air Command</b>						
Authorized	7,615	8,549	8,228	8,033	6,834	7,187
Employed - Total	7,033	8,411	7,635	7,997	6,428	7,115
Male	4,784	5,770	5,175	5,591	4,532	5,081
Female	2,249	2,641	2,460	2,406	1,896	2,034
<b>Continental Air Command</b>						
Authorized	12,406	11,223	10,785	8,680	8,687	8,872
Employed - Total	12,063	10,556	8,962	7,228	8,357	8,858
Male	8,402	7,287	6,150	5,277	5,799	6,248
Female	3,661	3,269	2,812	2,451	2,558	2,610
<b>Military Air Transport Service</b>						
Authorized	4,270	3,340	2,710	2,437	2,473	2,421
Employed - Total	3,788	2,810	2,691	2,300	2,325	2,262
Male	2,442	1,679	1,579	1,289	1,342	1,296
Female	1,346	1,131	1,112	1,001	983	966
<b>Air Proving Ground</b>						
Authorized	1,314	1,393	1,259	1,338	1,338	1,470
Employed - Total	1,144	1,259	1,251	1,239	1,259	1,539
Male	911	1,013	1,017	1,001	1,029	1,282
Female	233	246	234	238	230	257
<b>Air Materiel Command</b>						
Authorized	95,332	95,848	93,199	86,381	87,259	90,344
Employed - Total	91,151	93,543	90,592	85,056	85,310	88,046
Male	72,458	74,429	72,216	67,937	68,253	70,745
Female	18,693	19,114	18,376	17,159	17,057	17,301
<b>Air Training Command</b>						
Authorized	13,467	14,969	14,407	13,711	13,711	14,687
Employed - Total	12,650	13,467	13,229	12,682	12,813	13,662
Males	8,506	9,066	9,062	8,726	8,904	9,569
Female	4,144	4,401	4,167	3,956	3,909	4,093
<b>Air University</b>						
Authorized	2,134	2,187	2,092	2,090	2,090	2,380
Employed - Total	1,993	2,052	2,032	2,003	2,048	2,224
Male	1,276	1,303	1,294	1,300	1,336	1,411
Female	717	749	738	703	712	813
<b>Headquarters Command, USAF</b>						
Authorized	3,124	3,709	3,447	4,067	3,980	3,217
Employed - Total	2,595	3,235	3,391	3,682	3,843	3,026
Males	1,594	2,058	2,172	2,471	2,593	2,001
Females	1,001	1,177	1,219	1,211	1,250	1,025



TABLE 53.-- AUTHORIZED AND EMPLOYED CIVILIAN PERSONNEL STRENGTH BY SEX,  
BY COMMAND (CONTINUED)

Command	FISCAL YEAR 1949		FISCAL YEAR 1950			
	31 March	30 June	30 September	31 December	31 March	30 June
CONTINENTAL US (Continued)						
<u>USAF Security Service</u>						
Authorized . . . . .	66	116	116	206	296	387
<u>Employed - Total</u> . . . . .	<u>21</u>	<u>58</u>	<u>109</u>	<u>186</u>	<u>286</u>	<u>387</u>
Male . . . . .	5	24	47	83	169	232
Female . . . . .	16	34	62	103	117	155
<u>Special Weapons Command d/</u>						
Authorized . . . . .	-	-	-	428	428	491
<u>Employed - Total</u> . . . . .	-	-	-	<u>330</u>	<u>371</u>	<u>377</u>
Male . . . . .	-	-	-	180	206	212
Female . . . . .	-	-	-	150	165	165
OVERSEAS						
<u>Authorized - Total</u> . . . . .	<u>34,158</u>	<u>28,487</u>	<u>22,279</u>	<u>25,536</u>	<u>25,771</u>	<u>25,481</u>
<u>Employed - Total</u> . . . . .	<u>27,127</u>	<u>20,322</u>	<u>20,825</u>	<u>24,051</u>	<u>24,310</u>	<u>22,778</u>
Male - Total . . . . .	21,684	24,660	24,849	19,198	19,450	18,199
Female - Total . . . . .	5,443	5,662	5,976	4,853	4,860	4,579
<u>Far East Air Forces</u>						
Authorized . . . . .	10,058	8,572	14,845	10,852	11,328	11,256
<u>Employed - Total</u> . . . . .	<u>7,767</u>	<u>12,049</u>	<u>14,551</u>	<u>10,172</u>	<u>10,578</u>	<u>9,792</u>
Male . . . . .	6,396	10,243	12,204	8,579	9,012	8,365
Female . . . . .	1,371	1,806	2,347	1,593	1,566	1,427
<u>US Air Forces, Europe</u>						
Authorized . . . . .	1,225	1,236	774	757	754	795
<u>Employed - Total</u> . . . . .	<u>974</u>	<u>886</u>	<u>794</u>	<u>671</u>	<u>703</u>	<u>738</u>
Male . . . . .	424	417	373	324	335	354
Female . . . . .	550	469	421	347	368	384
<u>Military Air Transport Service</u>						
Authorized . . . . .	6,121	8,000	6,976	5,948	6,094	6,854
<u>Employed - Total</u> . . . . .	<u>5,703</u>	<u>7,325</u>	<u>6,546</u>	<u>4,825</u>	<u>5,934</u>	<u>6,264</u>
Male . . . . .	4,746	6,081	5,485	4,803	4,889	5,188
Female . . . . .	957	1,254	1,061	1,022	1,045	1,076
<u>Alaskan Air Command</u>						
Authorized . . . . .	3,319	3,250	2,992	2,888	2,988	3,006
<u>Employed - Total</u> . . . . .	<u>2,660</u>	<u>2,925</u>	<u>2,721</u>	<u>2,804</u>	<u>2,875</u>	<u>2,891</u>
Male . . . . .	1,674	1,873	1,707	1,806	1,857	1,858
Female . . . . .	986	1,052	1,014	998	1,018	1,033
<u>Caribbean Air Command</u>						
Authorized . . . . .	8,042	5,767	4,963	4,105	3,287	1,023
<u>Employed - Total</u> . . . . .	<u>6,548</u>	<u>5,585</u>	<u>4,783</u>	<u>2,554</u>	<u>2,929</u>	<u>685</u>
Male . . . . .	5,714	4,840	4,060	3,075	2,586	563
Female . . . . .	834	745	723	479	343	122
<u>Pacific Air Command g/</u>						
Authorized . . . . .	3,912	-	-	-	-	-
<u>Employed - Total</u> . . . . .	<u>2,032</u>	-	-	-	-	-
Male . . . . .	1,484	-	-	-	-	-
Female . . . . .	548	-	-	-	-	-
<u>Headquarters Command, USAF f/</u>						
Authorized . . . . .	98	99	317	328	303	315
<u>Employed - Total</u> . . . . .	<u>36</u>	<u>130</u>	<u>348</u>	<u>338</u>	<u>326</u>	<u>334</u>
Male . . . . .	18	64	198	199	203	204
Female . . . . .	18	66	150	139	123	130
<u>Third Air Division</u>						
Authorized . . . . .	1,383	1,563	1,412	658	1,017	1,422
<u>Employed - Total</u> . . . . .	<u>1,407</u>	<u>1,412</u>	<u>1,082</u>	<u>675</u>	<u>951</u>	<u>1,291</u>
Male . . . . .	1,228	1,142	822	412	566	979
Female . . . . .	179	270	260	263	385	312
<u>Strategic Air Command</u>						
Authorized . . . . .	-	-	-	-	-	810
<u>Employed - Total</u> . . . . .	-	-	-	-	-	<u>769</u>
Male . . . . .	-	-	-	-	-	685
Female . . . . .	-	-	-	-	-	84
<u>Air Materiel Command</u>						
Authorized . . . . .	-	-	-	-	-	-
<u>Employed - Total</u> . . . . .	-	-	-	12	14	14
Male . . . . .	-	-	-	-	2	3
Female . . . . .	-	-	-	12	12	11

g/ Established, 1 January 1950.

f/ Redesignated as Long Range Proving Ground Division, 16 May 1950.

e/ Established, 23 January 1950.

d/ Established, 1 December 1949.

c/ Discontinued, 31 May 1949.

b/ Established, 3 January 1949.

TABLE 54.-- CIVILIAN PERSONNEL STRENGTH BY STATE, BASED ON OPERATING LOCATION

(The distribution of Command Strength is by permanent duty location, rather than the location of the unit of appointment. Personnel who are stationed outside the Continental US, but who are appointed to units within the Continental US are included; personnel who are stationed in the Continental US, but who are appointed to Units outside the Continental US are excluded.)

State	FISCAL YEAR 1949		FISCAL YEAR 1950			
	31 March	30 June	30 September	31 December	31 March	30 June
<b>Total</b> . . . . .	<b>135,570</b>	<b>138,636</b>	<b>133,360</b>	<b>126,692</b>	<b>126,570</b>	<b>131,675</b>
Alabama . . . . .	7,541	7,691	7,532	7,286	7,345	8,006
Arizona . . . . .	1,651	1,608	1,540	1,390	1,349	1,359
Arkansas . . . . .	1	1	-	-	-	-
California . . . . .	16,094	16,501	15,470	15,012	14,538	15,492
Colorado . . . . .	1,394	1,450	1,385	1,092	1,045	1,185
Connecticut . . . . .	1	1	1	-	-	-
Delaware . . . . .	19	19	19	14	12	129
District of Columbia . . . . .	4,640	4,872	5,164	5,252	5,284	5,214
Florida . . . . .	3,148	3,279	2,973	2,799	2,989	3,322
Georgia . . . . .	6,738	6,927	6,605	6,414	6,531	7,068
Idaho . . . . .	121	137	127	83	60	13
Illinois . . . . .	3,176	3,402	3,197	3,428	3,383	3,637
Indiana . . . . .	686	656	553	536	367	247
Iowa . . . . .	55	1	-	-	-	-
Kansas . . . . .	1,464	1,510	1,532	1,298	1,195	1,214
Kentucky . . . . .	121	123	139	112	124	128
Louisiana . . . . .	1,254	1,206	1,054	847	839	984
Maine . . . . .	378	371	281	28	30	43
Maryland . . . . .	1,165	1,166	1,161	1,097	1,092	1,129
Massachusetts . . . . .	2,228	2,221	2,130	2,009	2,055	2,136
Michigan . . . . .	600	601	577	565	853	860
Minnesota . . . . .	102	102	85	82	124	139
Mississippi . . . . .	1,583	1,323	1,432	1,409	1,425	1,506
Missouri . . . . .	1,111	1,160	1,141	1,195	1,215	1,233
Montana . . . . .	358	390	333	263	282	337
Nebraska . . . . .	1,192	1,144	966	834	847	919
Nevada . . . . .	361	406	418	422	417	438
New Hampshire . . . . .	242	259	93	18	14	14
New Jersey . . . . .	1,770	1,705	1,602	1,389	1,417	1,424
New Mexico . . . . .	1,554	1,585	1,599	1,634	1,648	1,305
New York . . . . .	5,540	5,589	5,002	3,789	3,800	3,884
North Carolina . . . . .	147	43	37	40	47	44
North Dakota . . . . .	-	1	1	1	1	1
Ohio . . . . .	21,048	21,544	21,058	20,032	20,149	20,718
Oklahoma . . . . .	13,762	13,913	13,502	13,339	13,140	13,677
Oregon . . . . .	1	65	81	110	129	131
Pennsylvania . . . . .	5,697	6,049	5,958	5,814	5,741	5,909
Rhode Island . . . . .	1	1	1	1	1	1
South Carolina . . . . .	632	630	523	240	254	226
South Dakota . . . . .	311	295	295	347	351	374
Tennessee . . . . .	995	1,033	1,005	1,104	1,163	1,328
Texas . . . . .	18,870	19,835	19,491	18,942	18,863	19,205
Utah . . . . .	4,306	4,355	4,079	3,575	3,603	3,672
Vermont . . . . .	1	1	1	-	-	-
Virginia . . . . .	1,111	1,053	953	866	825	934
Washington . . . . .	1,509	1,460	1,374	1,094	1,133	1,148
West Virginia . . . . .	1	1	1	-	-	-
Wisconsin . . . . .	1	1	1	1	1	1
Wyoming . . . . .	889	950	888	889	889	941

TABLE 55.-- ACCESSIONS AND SEPARATIONS OF CIVILIAN PERSONNEL BY TYPE

(Minus quantities in parentheses represent Separations.)

	FISCAL YEAR 1949		FISCAL YEAR 1950				
	Third Quarter	Fourth Quarter	Total	First Quarter	Second Quarter	Third Quarter	Fourth Quarter
WORLDWIDE							
Average Personnel Strength . . . . .	159,757	165,996	626,871	168,701	154,643	150,574	152,953
<u>Accessions - Total</u> . . . . .	<u>16,393</u>	<u>23,078</u>	<u>54,236</u>	<u>15,284</u>	<u>8,643</u>	<u>10,014</u>	<u>20,295</u>
<u>Separations - Total</u> . . . . .	<u>11,744</u>	<u>16,743</u>	<u>69,573</u>	<u>20,359</u>	<u>22,412</u>	<u>9,981</u>	<u>16,821</u>
Net Unreconciled Inter-Command Transfers . . . . .	249	(74)	832	302	327	104	99
Net Change <u>a/</u> . . . . .	4,898	6,261	(14,505)	(4,773)	(13,442)	137	3,573
Rate (Percent) of Change <u>b/</u> . . . . .	2.91	3.82	(2.45)	(3.01)	(8.90)	.02	2.27
CONTINENTAL US							
Average Personnel Strength . . . . .	132,816	138,036	521,184	137,199	128,414	126,419	129,152
<u>Accessions - Total</u> . . . . .	<u>11,175</u>	<u>12,870</u>	<u>33,728</u>	<u>6,483</u>	<u>5,691</u>	<u>6,660</u>	<u>14,894</u>
Original Probational Appointments . . . . .	3,406	3,632	8,455	2,460	1,571	1,785	2,639
Reemployment after Military Service . . . . .	46	29	110	26	21	37	26
Appointment and Reemployment . . . . .	6,551	7,949	21,742	3,078	3,352	4,115	11,197
Returned to Duty from Extended Leave Without Pay . . . . .	208	282	962	259	265	211	227
Transfers from Federal Agencies Other than USAF . . . . .	964	978	2,459	660	482	512	805
Rate of Accession <u>c/</u> . . . . .	8.41	9.32	6.47	4.72	4.43	5.27	11.53
<u>Separations - Total</u> . . . . .	<u>6,861</u>	<u>9,970</u>	<u>41,364</u>	<u>11,984</u>	<u>12,658</u>	<u>6,820</u>	<u>9,902</u>
Resignation . . . . .	3,469	4,139	13,797	4,415	3,072	2,554	3,756
Separation for Military Service . . . . .	64	29	147	38	64	20	25
Reduction in Force . . . . .	385	854	12,384	3,423	6,604	1,504	853
Removal and Separation for Cause During Probation . . . . .	54	73	247	77	52	56	62
Removal and Separation for Cause Other than During Probation . . . . .	174	157	473	143	111	110	109
Retirement, Deaths, Legal Incompetence . . . . .	207	184	742	172	177	192	201
Termination . . . . .	930	2,979	6,567	1,414	724	992	3,437
Extended Leave Without Pay, Furlough Suspension . . . . .	420	546	1,651	537	357	380	377
Transferred to Federal Agencies Other than USAF . . . . .	604	284	1,730	262	392	287	789
Termination and Displacement . . . . .	554	725	3,626	1,503	1,105	725	293
Rate of Separation <u>d/</u> . . . . .	5.14	7.22	7.94	8.73	9.86	5.39	7.67
Net Unreconciled Inter-Command Transfers . . . . .	310	166	675	225	299	38	113
Net Change <u>a/</u> . . . . .	4,624	3,066	(6,961)	(5,276)	(6,668)	(122)	5,105
Rate (Percent) of Change <u>b/</u> . . . . .	3.25	2.10	(1.46)	(4.01)	(5.42)	(.13)	3.86
OVERSEAS							
Average Personnel Strength . . . . .	26,941	27,960	105,687	31,502	26,229	24,155	23,801
<u>Accessions - Total</u> . . . . .	<u>5,218</u>	<u>10,208</u>	<u>20,508</u>	<u>8,801</u>	<u>2,952</u>	<u>3,354</u>	<u>5,401</u>
<u>Separations - Total</u> . . . . .	<u>4,883</u>	<u>6,773</u>	<u>28,209</u>	<u>8,375</u>	<u>9,754</u>	<u>3,161</u>	<u>6,919</u>
Net Unreconciled Inter-Command Transfers . . . . .	(61)	(240)	157	77	28	66	(14)
Net Change <u>a/</u> . . . . .	274	3,195	(7,544)	503	(6,774)	259	(1,532)
Rate (Percent) of Change <u>b/</u> . . . . .	1.24	12.28	(7.29)	1.35	(25.93)	.80	(6.38)

a/ Detailed Accession and Separation items do not balance with the net change due to unreconciled Inter-Command Transfers.

b/ Rate of Change is based on the actual difference between gains and losses (Accessions and Separations) as reported and Average Personnel Strengths.

c/ Rates are based on total Accessions and Average Personnel Strengths.

d/ Rates are based on total Separations and Average Personnel Strengths.

TABLE 56.-- CIVILIAN PERSONNEL STRENGTH BY CITIZENSHIP STATUS, BY OVERSEAS COMMAND LOCATION

Command	FISCAL YEAR 1949		FISCAL YEAR 1950			
	31 March	30 June	30 September	30 December	31 March	30 June
<u>OVERSEAS - Total</u> . . . . .	<u>27,127</u>	<u>30,322</u>	<u>30,825</u>	<u>24,051</u>	<u>24,310</u>	<u>22,778</u>
<u>US Territories and Possessions - Total</u> . . . . .	<u>11,443</u>	<u>10,625</u>	<u>9,475</u>	<u>7,601</u>	<u>7,225</u>	<u>6,548</u>
Citizens of Continental US - Total . . . . .	4,825	4,823	4,389	3,860	3,723	3,515
Citizens of US Possessions - Total . . . . .	2,704	2,014	1,744	1,853	2,034	1,906
Non-Citizens of US - Total . . . . .	3,914	3,788	3,342	1,888	1,468	1,127
<u>Foreign Countries - Total</u> . . . . .	<u>15,684</u>	<u>19,697</u>	<u>21,350</u>	<u>16,450</u>	<u>17,085</u>	<u>16,230</u>
Citizens of Continental US - Total . . . . .	2,894	2,960	3,296	3,233	3,217	3,216
Citizens of US Possessions - Total . . . . .	173	177	205	88	79	98
Non-Citizens of US - Total . . . . .	12,617	16,560	17,849	13,129	13,789	12,916
<u>Far East Air Force - Total</u> . . . . .	<u>7,767</u>	<u>12,049</u>	<u>14,551</u>	<u>10,172</u>	<u>10,578</u>	<u>9,792</u>
<u>US Territories and Possessions - Total</u> . . . . .	<u>2,374</u>	<u>2,479</u>	<u>1,906</u>	<u>768</u>	<u>707</u>	<u>911</u>
Citizens of Continental US . . . . .	698	662	482	220	209	204
Citizens of US Possessions . . . . .	10	30	30	17	15	14
Non-Citizens of US . . . . .	1,666	1,787	1,394	531	483	693
<u>Foreign Countries - Total</u> . . . . .	<u>5,393</u>	<u>9,570</u>	<u>12,645</u>	<u>9,404</u>	<u>9,871</u>	<u>8,881</u>
Citizens of Continental US . . . . .	1,566	1,657	1,973	2,034	1,982	1,934
Citizens of US Possessions . . . . .	165	161	193	68	59	78
Non-Citizens of US . . . . .	3,662	7,752	10,479	7,302	7,830	6,869
<u>US Air Forces, Europe - Total a/</u> . . . . .	<u>974</u>	<u>886</u>	<u>794</u>	<u>671</u>	<u>703</u>	<u>738</u>
<u>Foreign Countries - Total</u> . . . . .	<u>974</u>	<u>886</u>	<u>794</u>	<u>671</u>	<u>703</u>	<u>738</u>
Citizens of Continental US . . . . .	728	663	651	583	610	640
Citizens of US Possessions . . . . .	-	-	-	-	-	-
Non-Citizens of US . . . . .	246	223	143	88	93	98
<u>Military Air Transport Service - Total</u> . . . . .	<u>5,703</u>	<u>7,335</u>	<u>6,546</u>	<u>5,825</u>	<u>5,934</u>	<u>6,264</u>
<u>US Territories and Possessions - Total</u> . . . . .	<u>298</u>	<u>1,548</u>	<u>1,253</u>	<u>1,207</u>	<u>1,186</u>	<u>1,308</u>
Citizens of Continental US . . . . .	167	528	449	438	438	435
Citizens of US Possessions . . . . .	116	926	694	705	717	859
Non-Citizens of US . . . . .	15	94	110	64	31	14
<u>Foreign Countries - Total</u> . . . . .	<u>5,405</u>	<u>5,787</u>	<u>5,293</u>	<u>4,618</u>	<u>4,748</u>	<u>4,956</u>
Citizens of Continental US . . . . .	498	506	486	427	444	451
Citizens of US Possessions . . . . .	3	4	8	7	10	10
Non-Citizens of US . . . . .	4,904	5,277	4,799	4,184	4,294	4,495
<u>Alaskan Air Command - Total b/</u> . . . . .	<u>2,660</u>	<u>2,925</u>	<u>2,721</u>	<u>2,804</u>	<u>2,875</u>	<u>2,891</u>
<u>US Territories and Possessions - Total</u> . . . . .	<u>2,660</u>	<u>2,925</u>	<u>2,721</u>	<u>2,804</u>	<u>2,875</u>	<u>2,891</u>
Citizens of Continental US . . . . .	2,257	2,516	2,359	2,382	2,451	2,511
Citizens of US Possessions . . . . .	373	373	335	394	396	351
Non-Citizens of US . . . . .	30	36	27	28	28	29
<u>Caribbean Air Command - Total</u> . . . . .	<u>6,548</u>	<u>5,585</u>	<u>4,783</u>	<u>3,554</u>	<u>2,929</u>	<u>685</u>
<u>US Territories and Possessions - Total</u> . . . . .	<u>4,072</u>	<u>2,673</u>	<u>2,595</u>	<u>2,822</u>	<u>2,457</u>	<u>669</u>
Citizens of Continental US . . . . .	1,155	1,117	1,099	820	625	275
Citizens of US Possessions . . . . .	881	685	685	737	906	3
Non-Citizens of US . . . . .	2,043	1,871	1,811	1,265	926	391
<u>Foreign Countries - Total</u> . . . . .	<u>2,466</u>	<u>1,912</u>	<u>1,188</u>	<u>732</u>	<u>472</u>	<u>16</u>
Citizens of Continental US . . . . .	49	32	27	19	13	-
Citizens of US Possessions . . . . .	5	5	3	2	-	-
Non-Citizens of US . . . . .	2,415	1,875	1,158	711	459	16
<u>Pacific Air Command - Total b/</u> . . . . .	<u>2,032</u>	<u>a/</u>	<u>a/</u>	<u>a/</u>	<u>a/</u>	<u>a/</u>
<u>US Territories and Possessions - Total</u> . . . . .	<u>2,032</u>	<u>a/</u>	<u>a/</u>	<u>a/</u>	<u>a/</u>	<u>a/</u>
Citizens of Continental US . . . . .	548	a/	a/	a/	a/	a/
Citizens of US Possessions . . . . .	1,324	a/	a/	a/	a/	a/
Non-Citizens of US . . . . .	160	a/	a/	a/	a/	a/
<u>Headquarters Command, USAF - Total a/</u> . . . . .	<u>36</u>	<u>130</u>	<u>248</u>	<u>338</u>	<u>326</u>	<u>334</u>
<u>Foreign Countries - Total</u> . . . . .	<u>36</u>	<u>130</u>	<u>248</u>	<u>338</u>	<u>326</u>	<u>334</u>
Citizens of Continental US . . . . .	21	56	119	115	101	111
Citizens of US Possessions . . . . .	-	7	1	11	10	10
Non-Citizens of US . . . . .	15	67	228	212	215	213
<u>Third Air Division - Total a/ d/</u> . . . . .	<u>1,407</u>	<u>1,412</u>	<u>1,082</u>	<u>675</u>	<u>951</u>	<u>1,291</u>
<u>Foreign Countries - Total</u> . . . . .	<u>1,407</u>	<u>1,412</u>	<u>1,082</u>	<u>675</u>	<u>951</u>	<u>1,291</u>
Citizens of Continental US . . . . .	32	46	40	43	53	66
Citizens of US Possessions . . . . .	-	-	-	-	-	-
Non-Citizens of US . . . . .	1,375	1,366	1,042	632	898	1,225

TABLE 56.-- CIVILIAN PERSONNEL STRENGTH BY CITIZENSHIP STATUS, BY OVERSEAS

COMMAND LOCATION (Continued)

Command	FISCAL YEAR 1949		FISCAL YEAR 1950			
	31 March	30 June	30 September	30 December	31 March	30 June
<b>OVERSEAS - (Continued)</b>						
<u>Strategic Air Command - Total b/</u> . . . . .	-	-	-	-	-	769
<u>US Territories and Possessions - Total</u> . . . . .	-	-	-	-	-	769
Citizens of Continental US . . . . .	-	-	-	-	-	90
Citizens of US Possessions . . . . .	-	-	-	-	-	679
Non-Citizens of US . . . . .	-	-	-	-	-	-
<u>Air Materiel Command - Total a/</u> . . . . .	-	-	-	12	14	14
<u>Foreign Countries - Total</u> . . . . .	-	-	-	12	14	14
Citizens of Continental US . . . . .	-	-	-	12	14	14
Citizens of US Possessions . . . . .	-	-	-	-	-	-
Non-Citizens of US . . . . .	-	-	-	-	-	-

a/ No personnel shown in US Territory and Possessions.

b/ No personnel shown for Foreign Countries.

c/ Discontinued, 31 May 1949.

d/ Established, 3 January 1949.

TABLE 57.-- USAF CIVILIAN PERSONNEL STRENGTH IN RELATION TO US DEFENSE CIVILIAN PERSONNEL STRENGTH

Strength and Rate a/	FISCAL YEAR 1949		FISCAL YEAR 1950			
	31 March	30 June	30 September	31 December	31 March	30 June
<u>WORLDWIDE Dept. of Defense - Total</u>	892,611	881,249	829,967	756,849	742,356	751,399
Department of the Air Force - Total . . . . .	162,697	168,958	164,185	150,743	150,880	154,453
Department of Air Force Rate - Total . . . . .	18.2	19.2	19.8	19.9	20.3	20.6
<u>Continental US Dept. of Defense - Total</u>	758,615	755,194	720,437	663,911	650,861	664,113
Department of the Air Force . . . . .	135,570	138,636	133,360	126,692	126,570	131,675
Department of the Air Force Rate . . . . .	17.9	18.3	18.5	19.1	19.5	19.8
<u>Overseas Dept. of Defense - Total</u> . . . . .	133,996	126,055	109,530	92,938	91,495	87,286
Department of the Air Force . . . . .	27,127	30,322	30,825	24,051	24,310	22,778
Department of the Air Force Rate . . . . .	20.2	24.0	28.1	25.9	26.6	26.1
<u>Washington D.C. Metropolitan Area</u> . . . . .	67,994	68,377	64,595	64,330	64,862	65,695
Department of the Air Force . . . . .	4,637	4,927	5,077	6,250	6,326	6,457
Department of the Air Force Rate . . . . .	6.8	7.2	7.8	9.7	9.8	9.8
<u>Departmental Service - Total</u> . . . . .	29,882	29,788	29,325	28,770	28,750	28,869
Department of the Air Force . . . . .	3,132	3,245	3,468	3,449	3,481	3,553
Department of the Air Force Rate . . . . .	10.5	10.9	11.8	12.0	12.1	12.3

a/ Department of Air Force Rates are based on Department of Defense and Department of Air Force Strengths.

TABLE 58.-- CIVILIAN PERSONNEL STRENGTH BY TYPE OF SERVICE, BY TYPE OF APPOINTMENT AND  
BY VETERANS PREFERENCE

Type	FISCAL YEAR 1949		FISCAL YEAR 1950			
	31 Mar	30 Jun	30 Sept	31 Dec	31 Mar	30 Jun
BY TYPE OF SERVICE a/						
<b>CONTINENTAL US - Total</b> . . . . .	<b>135,570</b>	<b>138,636</b>	<b>133,360</b>	<b>126,692</b>	<b>126,570</b>	<b>131,675</b>
General Service . . . . .	52,835	54,570	53,615	52,008	51,760	53,006
Crafts, Custodial, Protective . . . . .	5,317	5,381	4,672	4,276	4,104	3,958
Public Law 313 . . . . .	-	-	-	8	7	9
Wage Board . . . . .	77,328	78,592	74,905	70,232	70,537	74,536
Special Consultants . . . . .	86	90	165	164	158	162
Presidential Appointees . . . . .	4	3	3	4	4	4
BY TYPE OF APPOINTMENT, BY EMPLOYEE GROUP						
<b>WORLDWIDE - Total</b> . . . . .	<b>162,697</b>	<b>168,958</b>	<b>164,185</b>	<b>150,743</b>	<b>150,880</b>	<b>154,453</b>
Permanent and Probational - Total . . . . .	<b>112,958</b>	<b>125,239</b>	<b>130,027</b>	<b>126,810</b>	<b>130,585</b>	<b>138,068</b>
Salaries . . . . .	49,833	53,749	54,962	55,477	56,275	57,803
Wage Board . . . . .	63,125	71,490	75,065	71,333	74,310	80,265
War Service Indef. and Temps. Indef.-Total	<b>34,610</b>	<b>27,700</b>	<b>19,483</b>	<b>11,819</b>	<b>8,319</b>	<b>6,844</b>
Salaried . . . . .	14,356	11,931	9,269	6,226	4,891	3,546
Wage Board . . . . .	20,254	15,769	10,214	5,593	4,028	3,298
Temporary (1 year or less) - Total	<b>15,129</b>	<b>16,019</b>	<b>14,675</b>	<b>12,114</b>	<b>11,976</b>	<b>9,541</b>
Salaried g/ . . . . .	808	843	664	733	704	1,577
Wage Board . . . . .	14,321	15,176	14,011	11,381	10,672	7,964
<b>CONTINENTAL US - Total</b> . . . . .	<b>135,570</b>	<b>138,636</b>	<b>133,360</b>	<b>126,692</b>	<b>126,570</b>	<b>131,675</b>
Permanent and Probational - Total . b/ . . . . .	<b>100,752</b>	<b>110,220</b>	<b>113,813</b>	<b>113,987</b>	<b>116,817</b>	<b>120,057</b>
Salaried . . . . .	43,944	47,990	49,219	49,848	50,787	52,342
Wage Board . . . . .	56,808	62,230	64,594	64,139	66,030	67,715
War Service Indef. and Temps. Indef.-Total	<b>13,290</b>	<b>26,825</b>	<b>18,610</b>	<b>11,388</b>	<b>8,496</b>	<b>6,483</b>
Salaried . . . . .	13,765	11,512	8,817	6,042	4,722	3,506
Wage Board . . . . .	19,525	15,313	9,793	5,346	3,774	2,977
Temporary (1 year or less) - Total	<b>1,528</b>	<b>1,591</b>	<b>937</b>	<b>1,317</b>	<b>1,257</b>	<b>1,135</b>
Salaried g/ . . . . .	533	542	419	524	570	1,291
Wage Board . . . . .	995	1,049	518	747	733	3,844
<b>OVERSEAS - Total</b> . . . . .	<b>27,127</b>	<b>30,322</b>	<b>30,825</b>	<b>24,051</b>	<b>24,110</b>	<b>22,778</b>
Permanent and Probational - Total . . . . .	<b>12,208</b>	<b>15,019</b>	<b>16,214</b>	<b>12,823</b>	<b>13,768</b>	<b>18,011</b>
Salaried . . . . .	5,889	5,799	5,743	5,629	5,488	5,461
Wage Board . . . . .	6,317	9,260	10,471	7,194	8,280	12,550
War Service Indef. and Temps. Indef.-Total	<b>1,320</b>	<b>873</b>	<b>873</b>	<b>431</b>	<b>423</b>	<b>361</b>
Salaried . . . . .	591	419	452	184	169	140
Wage Board . . . . .	729	456	421	247	254	221
Temporary (1 year or less) - Total	<b>13,601</b>	<b>14,428</b>	<b>13,728</b>	<b>10,797</b>	<b>10,119</b>	<b>4,406</b>
Salaried g/ . . . . .	275	301	245	163	180	286
Wage Board . . . . .	13,326	14,127	13,493	10,634	9,939	4,120
WITH VETERAN PREFERENCE d/						
<b>WORLDWIDE</b>						
<b>With Veteran Preference - Total</b> . . . . .	<b>71,461</b>	<b>73,398</b>	<b>71,356</b>	<b>69,028</b>	<b>68,969</b>	<b>71,048</b>
Male . . . . .	68,378	70,211	68,226	66,131	66,140	68,227
Female (own service) . . . . .	1,830	1,924	1,869	1,630	1,550	1,513
Mothers, Widows, Wives . . . . .	1,253	1,263	1,261	1,267	1,279	1,308
CONTINENTAL						
<b>With Veterans Preference - Total</b> . . . . .	<b>67,632</b>	<b>69,774</b>	<b>67,801</b>	<b>65,384</b>	<b>65,402</b>	<b>67,656</b>
Male . . . . .	65,034	67,053	65,143	62,781	62,840	65,074
Female (own service) . . . . .	1,374	1,484	1,427	1,369	1,315	1,300
Mothers, Widows, Wives . . . . .	1,224	1,237	1,231	1,234	1,247	1,282
OVERSEAS						
<b>With Veterans Preference - Total</b> . . . . .	<b>3,829</b>	<b>3,624</b>	<b>3,555</b>	<b>3,644</b>	<b>3,567</b>	<b>3,392</b>
Male . . . . .	3,344	3,158	3,083	3,350	3,300	3,153
Female (own service) . . . . .	456	440	442	261	235	213
Mothers, Widows, Wives . . . . .	29	26	30	33	32	26

TABLE 58.-- CIVILIAN PERSONNEL STRENGTH BY TYPE OF SERVICE, BY TYPE OF APPOINTMENT AND BY VETERANS PREFERENCE (Continued)

Type	FISCAL YEAR 1949		FISCAL YEAR 1950			
	31 March	30 June	30 September	31 December	31 March	30 June
WITH 10 POINT VETERAN PREFERENCE						
<u>WORLDWIDE - Total</u> . . . . .	<u>10,347</u>	<u>10,833</u>	<u>11,331</u>	<u>11,111</u>	<u>11,420</u>	<u>11,972</u>
Male and Female (own service) . . . . .	9,094	9,570	10,070	9,844	10,141	10,664
Mothers, Widows, and Wives . . . . .	1,253	1,263	1,261	1,267	1,279	1,308
<u>CONTINENTAL - Total</u> . . . . .	<u>10,212</u>	<u>10,693</u>	<u>11,191</u>	<u>10,982</u>	<u>11,279</u>	<u>11,824</u>
Male and Female (own service) . . . . .	8,988	9,456	9,960	9,748	10,032	10,542
Mothers, Widows, and Wives . . . . .	1,224	1,237	1,231	1,234	1,247	1,282
<u>OVERSEAS - Total</u> . . . . .	<u>135</u>	<u>140</u>	<u>140</u>	<u>129</u>	<u>141</u>	<u>148</u>
Male and Female (own service) . . . . .	106	114	110	96	109	122
Mothers, Widows, and Wives . . . . .	29	26	30	33	32	26

a/ All comparable data on Overseas Personnel are not available. They are listed as "Salaried" or "Wage Board" and are reflected in Table g/ Includes Special Consultants.

b/ Includes Presidential Appointees.

d/ Includes both 5 and 10 Point Preference Personnel.

TABLE 59.-- DEPARTMENTAL CIVILIAN PERSONNEL STRENGTH BY TYPE OF SERVICE, BY TYPE OF APPOINTMENT AND BY VETERANS PREFERENCE

Type	FISCAL YEAR 1949		FISCAL YEAR 1950			
	31 March	30 June	30 September	31 December	31 March	30 June
BY TYPE OF SERVICE a/						
<u>CONTINENTAL US - Total</u> . . . . .	<u>3,132</u>	<u>3,245</u>	<u>3,468</u>	<u>3,449</u>	<u>3,481</u>	<u>3,553</u>
General Service . . . . .	2,999	3,116	3,342	3,317	3,383	3,458
Crafts, Custodial, Protective . . . . .	75	73	69	69	69	67
Public Law 313 . . . . .	-	-	-	2	1	1
Wage Board . . . . .	31	33	35	1	-	-
Special Consultants . . . . .	23	20	19	26	24	23
Presidential Appointees . . . . .	4	3	3	4	4	4
BY TYPE OF EMPLOYMENT, BY EMPLOYEE GROUP						
<u>Total</u> . . . . .	<u>3,132</u>	<u>3,245</u>	<u>3,468</u>	<u>3,449</u>	<u>3,481</u>	<u>3,553</u>
<u>Permanent and Probational - Total</u> b/ . . . . .	<u>2,244</u>	<u>2,294</u>	<u>2,443</u>	<u>2,569</u>	<u>2,747</u>	<u>2,837</u>
Salaried . . . . .	2,224	2,273	2,420	2,568	2,747	2,837
Wage Board . . . . .	20	21	23	1	-	-
<u>War Service Indef. and Tempo. Indef. - Total</u> . . . . .	<u>851</u>	<u>917</u>	<u>992</u>	<u>840</u>	<u>696</u>	<u>679</u>
Salaried . . . . .	840	905	980	840	696	679
Wage Board . . . . .	11	12	12	-	-	-
<u>Temporary (1 year or less) - Total</u> . . . . .	<u>37</u>	<u>34</u>	<u>33</u>	<u>40</u>	<u>38</u>	<u>37</u>
Salaried g/ . . . . .	37	34	33	40	38	37
Wage Board . . . . .	-	-	-	-	-	-

TABLE 58.-- DEPARTMENTAL CIVILIAN PERSONNEL STRENGTH BY TYPE OF SERVICE, BY TYPE OF APPOINTMENT AND BY VETERANS PREFERENCE (Continued)

Type	FISCAL YEAR, 1949		FISCAL YEAR, 1950			
	31 March	30 June	30 September	31 December	31 March	30 June
	WITH VETERAN PREFERENCE d/					
<u>Total</u> . . . . .	<u>834</u>	<u>903</u>	<u>993</u>	<u>1,019</u>	<u>1,028</u>	<u>1,028</u>
Male . . . . .	709	768	847	868	878	935
Female (own service). . . . .	78	86	93	96	94	121
Mothers, Widows, Wives . . . . .	47	49	53	55	56	26
	WITH 10 POINT VETERAN PREFERENCE					
<u>Total</u> . . . . .	<u>83</u>	<u>91</u>	<u>97</u>	<u>101</u>	<u>102</u>	<u>115</u>
Male and Female (own service) . . . . .	36	42	44	46	46	89
Mothers, Widows, Wives . . . . .	47	49	53	55	56	26

a/ All comparable data on Overseas Personnel are not available. They are listed as "Salaried" or "Wage Board" personnel and are reflected in Table

b/ Includes Presidential Appointees.

c/ Includes Special Consultants.

d/ Includes both 5 and 10 Point Preference Personnel



TABLE 60.-- WAE AND PRESIDENTIAL APPOINTEES (CIVILIAN PERSONNEL)

Month	Presidential Appointees	WAB (Special Consultants) a/	WAE (Other Than Special Consultants) a/			Month	Presidential Appointees	WAB (Special Consultants) a/	WAE (Other Than Special Consultants) a/		
			Total	Graded	Ungraded				Total	Graded	Ungraded
<b>LAST HALF OF FISCAL YEAR 1949</b>											
<u>January (1949)</u> . . . . .	4	79	108	61	47	<u>April</u> . . . . .	3	89	127	72	54
Continental US	4	79	86	46	40	Continental US	3	89	117	72	45
Overseas . . . . .	-	-	22	15	7	Overseas . . . . .	-	-	10	1	9
<u>February</u> . . . . .	4	91	98	56	42	<u>May</u> . . . . .	2	97	171	72	98
Continental US	4	91	91	56	35	Continental US	3	97	161	72	89
Overseas . . . . .	-	-	7	-	7	Overseas . . . . .	-	-	10	1	9
<u>March</u> . . . . .	4	86	104	71	32	<u>June</u> . . . . .	3	90	106	88	18
Continental US	4	86	96	70	26	Continental US	3	90	96	86	10
Overseas . . . . .	-	-	8	1	7	Overseas . . . . .	-	-	10	2	8
<b>FISCAL YEAR 1950</b>											
<u>July (1949)</u> . . . . .	2	74	107	88	19	<u>January (1950)</u> . . . . .	4	120	90	84	6
Continental US	3	73	94	83	11	Continental US	4	119	85	84	1
Overseas . . . . .	-	1	13	5	8	Overseas . . . . .	-	1	5	-	5
<u>August</u> . . . . .	2	106	103	22	10	<u>February</u> . . . . .	4	162	94	88	6
Continental US	3	105	89	87	2	Continental US	4	161	89	88	1
Overseas . . . . .	-	1	14	6	8	Overseas . . . . .	-	1	5	-	5
<u>September</u> . . . . .	2	166	110	99	11	<u>March</u> . . . . .	4	159	94	89	2
Continental US	3	165	96	94	2	Continental US	4	158	91	89	2
Overseas . . . . .	-	1	14	5	9	Overseas . . . . .	-	1	3	-	3
<u>October b/</u> . . . . .	4	152	134	95	39	<u>April</u> . . . . .	3	142	96	91	2
Continental US	4	152	119	88	31	Continental US	3	142	93	91	2
Overseas . . . . .	-	1	15	7	8	Overseas . . . . .	-	1	3	-	3
<u>November</u> . . . . .	4	169	111	96	15	<u>May</u> . . . . .	3	147	98	92	6
Continental US	4	168	93	91	2	Continental US	3	146	94	92	2
Overseas . . . . .	-	1	18	5	13	Overseas . . . . .	-	1	4	-	4
<u>December</u> . . . . .	4	164	94	87	7	<u>June</u> . . . . .	4	162	104	100	4
Continental US	4	163	89	87	2	Continental US	4	162	102	100	2
Overseas . . . . .	-	1	5	-	5	Overseas . . . . .	-	1	2	-	2

a/ Figures represent personnel who worked for any length of time during the month.

b/ From Oct 1949 through Jun 1950 the Graded and Ungraded personnel-WAE (Other Than Special Consultants) were reported as Salaried and Wage Board Personnel respectively.

TABLE 61.-- PHYSICALLY IMPAIRED CIVILIAN PERSONNEL EMPLOYED IN CONTINENTAL US:  
FY'S 1949 AND 1950

Month	Total	Air Defense Command	Air Materiel Command	Air Proving Ground	Air University	Chief of Staff	Headquarters Command	Military Air Transport	Strategic Air Command	Tactical Air Command
July (1948)	164	1	159	2	-	-	2	-	-	-
August	194	3	160	-	-	-	-	19	1	1
September	246	4	216	-	-	-	2	-	2	14
October	167	4	159	-	-	-	-	1	-	-
November	93	3	79	-	-	-	-	1	-	-
December	220	a/	211	-	-	-	-	-	-	a/
January (1949)	131	a/	109	4	-	-	3	-	2	a/
February	111	a/	103	1	-	-	-	-	1	a/
March	265	a/	222	-	-	b/	3	-	1	a/
April	143	a/	111	-	-	b/	-	-	1	a/
May	130	a/	84	1	-	b/	-	-	1	a/
June	175	a/	115	-	2	b/	1	1	1	a/
July	90	a/	59	-	-	b/	-	1	1	a/
August	113	a/	57	-	-	b/	-	-	-	a/
September	61	a/	34	-	-	b/	-	-	-	a/
October	63	a/	34	-	2	b/	-	-	-	a/
November	78	a/	41	-	-	b/	2	-	-	a/
December	75	a/	43	-	-	b/	-	-	-	a/
January (1950)	68	a/	37	-	-	b/	-	-	-	a/
February	81	a/	41	1	-	b/	1	-	1	a/
March	57	a/	42	-	-	b/	-	-	-	a/
April	55	a/	28	-	-	b/	2	-	-	a/
May	198	a/	174	-	-	b/	-	1	-	a/
June	96	a/	71	2	1	b/	-	-	-	a/

Month	Air Training Command	Continental Air Command	Headquarters US Air Force	USAF Security Service	Special Weapons Command	Air Engineering Development Division	Research and Development Command	Long Range Proving Ground Division
July (1948)	-	c/	d/	e/	f/	g/	h/	i/
August	10	a/	d/	e/	f/	g/	h/	i/
September	8	a/	d/	e/	f/	g/	h/	i/
October	3	a/	d/	-	f/	g/	h/	i/
November	10	a/	d/	-	f/	g/	h/	i/
December	7	2	d/	-	f/	g/	h/	i/
January (1949)	9	3	d/	1	f/	g/	h/	i/
February	6	-	-	-	f/	g/	h/	i/
March	34	1	2	-	f/	g/	h/	i/
April	23	7	2	-	f/	g/	h/	i/
May	33	7	4	-	f/	g/	h/	i/
June	34	15	6	-	f/	g/	h/	i/
July	21	4	4	-	f/	g/	h/	i/
August	22	33	1	-	f/	g/	h/	i/
September	22	3	2	-	f/	g/	h/	i/
October	23	3	1	-	f/	g/	h/	i/
November	31	1	3	-	f/	g/	h/	i/
December	24	8	-	-	f/	g/	h/	i/
January (1950)	30	1	-	-	-	-	h/	i/
February	29	6	1	-	1	-	h/	i/
March	10	4	-	1	-	-	-	i/
April	14	7	4	-	-	-	-	i/
May	16	2	5	-	-	-	-	-
June	11	7	4	-	-	-	-	-

a/ Air Defense Command and Tactical Air Command Combined to form Continental Air Command, 1 Dec 1948.  
 b/ Reorganized as USAF Headquarters, 25 Feb 1949.  
 c/ Established, 1 Dec 1948 (Formerly Tactical Air Command and Air Defense Command)  
 d/ Chief of Staff prior to 25 Feb 1949.  
 e/ USAF Security Service established, 20 Oct 1948.  
 f/ Special Weapons Command established, 1 Dec 1949.  
 g/ Air Engineer Development Division established, 1 Jan 1950.  
 h/ Research and Development Command established, 23 Jan 1950.  
 i/ Long Range Proving Ground Division, redesignated as such, 16 May 1950.

TABLE 62.-- CIVILIAN PERSONNEL MAN MONTH EQUIVALENTS EMPLOYED ON MDAP:  
DEC 1949 THROUGH JUN 1950

<u>December (1949)-Total</u> 814	<u>February - Total</u> . . . 582	<u>April - Total</u> . . . . 632	<u>June - Total</u> . . . . 891
Continental US . . . 808	Continental US . . . 561	Continental US . . . 574	Continental US . . . 826
Overseas . . . . . 6	Overseas . . . . . 21	Overseas . . . . . 58	Overseas . . . . . 65
<u>January (1950) - Total</u> 823	<u>March - Total</u> . . . . 598	<u>May - Total</u> . . . . 883	
Continental US . . . 799	Continental US . . . 574	Continental US . . . 822	
Overseas . . . . . 24	Overseas . . . . . 24	Overseas . . . . . 61	

Note: For other information on Mutual Defense Assistance Program (MDAP) see Personnel Introduction, pages 11 and 12 and also Part XIV, pages 321 through 328.



# PART III .....

## TRAINING

- 1, MILITARY
- 2, CIVILIAN



## TRAINING - MILITARY AND CIVILIAN

Training is divided into two major parts - Military and Civilian. However, the military includes a very small percentage of Civilians in some of the specialized courses and for the first time they are broken out by footnotes under tables in which they are included.

A. Military School Training is divided into the following five types:

1. Air Materiel Command which includes professional education;
2. Air University which includes professional education;
3. Flying Training which includes such courses as: Pilot (Basic, Advanced, Transition, and Helicopter), Liaison, Aircraft Observer - Bombardment, Instructor, Instrument Pilot, Instructor, Fighter Gunery, Central Instructor School (Basic, Advanced, and Aircraft observer - Bombardment), and Navigation;
4. Indoctrination which includes basic military and officer candidate; and
5. Technical Training which includes formalized training for ground maintenance personnel.

The above types of training are reported under sub titles as follows:

1. Students Under Instruction - students enrolled at the end of the reporting period;
2. Attrition - Academic or flying deficiencies, students who have been eliminated for other reasons, and fatalities. (Holdovers are not included in attrition in this or the 1946 publications as they were from May through December, 1947); and
3. Graduates - students who have satisfactorily completed the course in which enrolled.

New Students have been omitted in this issue.

Only one table (Flying Training - Page 101) in this issue is broken out to show Fatalities.

Where applicable the tables are further divided to show United States Air Force, Army and Navy, Foreign Nationals, and USAF Training at Army Schools. For the first time tables are shown for USAF training at Army Schools and for female training. However, these data are included in the other figures.

For convenience in reading the tables, Negro personnel is shown in parentheses as indicated by headnotes but are also included in the "totals."

Graduates cover only those students graduating within the year with no tentative graduates included.

Omission of course numbers indicate that no students were reported for the periods (end of Quarters) covered.

## TRAINING - MILITARY AND CIVILIAN - Continued

B. Civilian Training Program provides for the development and training of civilian personnel to perform present duties efficiently and to meet promptly the future requirements of the United States Air Forces.

Table 60 "USAF Civilian Employee Training (By Area, By Type) in Continental United States" summarizes the number of course completions and total number of Trainee Hours "On-the-Job" and "Off-the-Job" training, by areas. The course completion figures reflect the number of course completions by employees and not the number of individuals completing training. A number of individuals completed more than one course during the year.

Statistics on the Reserve Forces (ANG, USAF Reserves), ROTC, CAP, and Explorers Training may be found in Part XV of this publication.



TABLE 63.-- USAF FLYING TRAINING OF USAF PERSONNEL

(In the tables below the Negro Personnel Strength, indicated by numbers inclosed in parentheses, is included in the totals.)

Type of Training	FISCAL YEAR 1949		FISCAL YEAR 1950				
	Third Quarter	Fourth Quarter	Total	First Quarter	Second Quarter	Third Quarter	Fourth Quarter
UNDER INSTRUCTION							
TOTAL . . . . .	(7) 1,866	(14) 2,672		(25) 3,626	(33) 3,412	(28) 3,505	(32) 3,398
Officer - Total . . . . .	(1) 693	(2) 867		(4) 1,443	(11) 1,330	(10) 1,174	(8) 1,405
Pilot - Total . . . . .	281	(1) 412		(1) 679	(2) 514	(1) 436	(2) 608
Basic . . . . .	174	(1) 145		(1) 463	(1) 400	294	(2) 370
Advanced - Total . . . . .	97	257		205	(1) 107	(1) 126	223
Single Engine . . . . .	23	82		71	39	54	108
Twin Engine . . . . .	74	175		134	(1) 68	(1) 72	115
Transition - Total . . . . .	-	-		-	-	-	-
Fighter-Jet . . . . .	-	-		-	-	-	-
Helicopter . . . . .	10	10		11	7	16	15
Aircraft Observer							
Bombardment . . . . .	(1) 412	(1) 455	NOT APPLICABLE	(1) 426	(5) 438	(5) 368	(2) 464
Navigation . . . . .	-	-		(1) 128	(2) 213	(4) 286	(4) 265
Instructor, Instrument Pilot . . . . .	-	-		-	-	-	-
Instructor, Fighter Gunnery . . . . .	-	-		10	-	-	9
Central Instructor School - Total . . . . .	-	-		(2) 200	(2) 165	84	59
Basic . . . . .	-	-		57	26	39	52
Advanced-Single Engine . . . . .	-	-		(2) 43	(2) 22	-	-
Advanced-Multi Engine . . . . .	-	-		40	47	-	-
Aircraft Observer-Bombardment . . . . .	-	-		60	70	45	7
Enlisted - Total . . . . .	(6) 1,173	(12) 1,805		(21) 2,183	(22) 2,082	(18) 2,331	(24) 1,993
Pilot - Total . . . . .	(6) 1,173	(12) 1,805		(21) 2,183	(20) 1,917	(15) 2,045	(21) 1,653
Basic . . . . .	(3) 679	(7) 743		(18) 1,401	(16) 1,393	(11) 1,587	(14) 1,166
Advanced - Total . . . . .	(3) 494	(5) 1,062		(3) 782	(4) 524	(4) 462	(7) 487
Single Engine . . . . .	(3) 194	(5) 436		(2) 330	(3) 267	(4) 234	(6) 231
Twin Engine . . . . .	300	626		(1) 452	(1) 257	228	(1) 256
Helicopter . . . . .	-	-		-	-	-	-
Navigation . . . . .	-	-		-	(2) 166	(3) 282	(3) 340
ATTRITION							
TOTAL . . . . .	(2) 271	(2) 405	(33) 2,570	(12) 600	(11) 722	(8) 668	(2) 579
Officer - Total . . . . .	46	47	(3) 391	(2) 77	129	(1) 107	78
Pilot - Total . . . . .	34	23	(3) 286	(2) 68	89	(1) 76	53
Basic . . . . .	31	18	(3) 257	(2) 60	83	(1) 71	43
Advanced - Total . . . . .	3	4	29	8	4	4	10
Single Engine . . . . .	2	1	20	6	3	4	7
Twin Engine . . . . .	1	3	6	2	1	-	3
Transition - Total . . . . .	-	-	1	-	1	-	-
Fighter-Jet . . . . .	-	-	1	-	1	-	-
Helicopter . . . . .	-	1	2	-	1	1	-
Aircraft Observer -							
Bombardment . . . . .	9	21	27	4	8	6	9
Navigation . . . . .	-	-	36	-	21	9	6
Instructor, Instrument Pilot . . . . .	3	3	3	2	-	-	1
Instructor, Fighter Gunnery . . . . .	-	-	3	2	-	-	1

TABLE 63.-- USAF FLYING TRAINING OF USAF PERSONNEL (Continued)

(In the tables below the Negro Personnel Strength, indicated by numbers inclosed in parentheses, is included in the totals.)

Type of Training	FISCAL YEAR 1949		FISCAL YEAR 1950				
	Third Quarter	Fourth Quarter	Total	First Quarter	Second Quarter	Third Quarter	Fourth Quarter
ATTRITION (Continued)							
<u>Central Instructor</u>							
School - Total . . . . .	-	-	26	1	11	16	8
Basic . . . . .	-	-	16	-	7	4	5
Advanced-Single Engine . . . . .	-	-	4	-	-	2	-
Advanced-Multi Engine . . . . .	-	-	12	1	2	9	-
Aircraft Observer-Bombardment . . . . .	-	-	4	-	-	1	3
<u>Enlisted - Total</u> . . . . .	(2) 225	(2) 358	(30) 2,179	(10) 523	(11) 594	(7) 561	(2) 501
<u>Pilot - Total</u> . . . . .	(2) 225	(2) 358	(30) 2,118	(10) 523	(11) 594	(7) 532	(2) 469
Basic . . . . .	(2) 211	(2) 316	(29) 1,934	(10) 481	(11) 552	(7) 486	(1) 415
<u>Advanced - Total</u> . . . . .	14	42	(1) 184	42	42	46	(1) 54
Single Engine . . . . .	11	26	127	28	34	30	35
Twin Engine . . . . .	3	16	(1) 57	14	8	16	(1) 19
Helicopter . . . . .	-	-	-	-	-	-	-
Navigation . . . . .	-	-	61	-	-	29	32
GRADUATES							
<u>TOTAL</u> . . . . .	(6) 1,250	(2) 979	(38) 5,745	(7) 1,081	(9) 1,921	(9) 1,138	(13) 1,605
<u>Officer - Total</u> . . . . .	404	269	(12) <sup>a/</sup> 2,532	(1) <sup>a/</sup> 344	(3) 852	(2) 659	(6) 677
<u>Pilot - Total</u> . . . . .	220	182	(2) 991	161	(1) 357	235	(1) 238
Basic . . . . .	91	164	(1) 462	58	(1) 132	177	95
<u>Advanced - Total</u> . . . . .	124	-	(1) 420	93	159	51	(1) 117
Single Engine . . . . .	27	-	145	22	55	20	48
Twin Engine . . . . .	97	-	(1) 275	71	104	31	(1) 69
<u>Transition - Total</u>	-	-	51	-	51	-	-
Fighter-Jet . . . . .	-	-	51	-	51	-	-
Helicopter . . . . .	5	18	58	10	15	7	26
Aircraft Observer-Bombardment . . . . .	139	140	(5) 604	(1) 139	143	156	(4) 166
Navigation . . . . .	-	-	(1) 147	-	-	-	(1) 147
Instructor, Instrument Pilot . . . . .	45	47	125	44	-	38	43
Instructor, Fighter Gunnery . . . . .	-	-	22	-	10	12	-
<u>Central Instructor</u>							
School - Total . . . . .	-	-	(4) 543	-	(2) 342	(2) 218	83
Basic . . . . .	-	-	232	-	122	76	34
Advanced-Single Engine . . . . .	-	-	(4) 119	-	(2) 99	(2) 20	-
Advanced-Multi Engine . . . . .	-	-	147	-	79	68	-
Aircraft Observer-Bombardment . . . . .	-	-	145	-	42	54	49
<u>Enlisted - Total</u> . . . . .	(6) 846	(2) 610	(26) 3,213	(6) 737	(6) 1,069	(7) 479	(7) 928
<u>Pilot - Total</u> . . . . .	(6) 846	(2) 610	(26) 3,212	(6) 737	(6) 1,069	(7) 479	(7) 927
Basic . . . . .	(3) 492	(2) 610	(15) 1,522	(3) 285	(4) 500	(4) 239	(4) 498
<u>Advanced - Total</u> . . . . .	(3) 354	-	(11) 1,690	(3) 452	(2) 569	(3) 240	(3) 429
Single Engine . . . . .	(3) 126	-	(10) 746	(3) 165	(2) 240	(2) 130	(3) 211
Twin Engine . . . . .	228	-	(1) 944	287	329	(1) 110	218
Helicopter . . . . .	-	-	-	-	-	-	-
Navigation . . . . .	-	-	1	-	-	-	1

<sup>a/</sup> Due to the reporting date of 28 June 1949 preceding the graduation date of 29 June, 542 graduates were reported in July 1949 (FY 1950). The 542 graduates included 93 Officers and 449 Enlisted Men (187 Single Engine and 355 Twin Engine).

TABLE 64.-- USAF FLYING TRAINING OF ARMY AND NAVY PERSONNEL

(In the table below the Negro Personnel Students, indicated by numbers inclosed in parentheses, are included in the totals. Courses are omitted where no personnel were reported.)

Type of Training	FISCAL YEAR 1949				FISCAL YEAR 1950									
	Third Quarter		Fourth Quarter		Total		First Quarter		Second Quarter		Third Quarter		Fourth Quarter	
	Army	Navy	Army	Navy	Army	Navy	Army	Navy	Army	Navy	Army	Navy	Army	Navy
	UNDER INSTRUCTION													
<u>TOTAL</u> . . . . .	(4) 71	6	(1) 68	6			65	6	26	2	52	6	39	7
<u>Officer - Total</u> . . . . .	(4) 71	6	(1) 68	6	NOT APPLICABLE	NOT APPLICABLE	65	6	26	-	52	6	39	7
<u>Pilot - Total</u> . . . . .	(4) 71	6	(1) 68	6			65	6	26	-	52	6	39	7
Liaison - Field Artillery . . . . .	(4) 64	-	(1) 64	-			58	-	26	-	46	-	34	-
Helicopter . . . . .	7	6	4	5			7	4	-	-	6	5	5	2
Instructor, Fighter Gunnery . . . . .	-	-	-	-			-	-	-	-	-	-	-	1
<u>Enlisted - Total</u> . . . . .	-	-	-	1			-	2	-	2	-	1	-	4
<u>Pilot - Total</u> . . . . .	-	-	-	1			-	2	-	2	-	1	-	4
Helicopter . . . . .	-	-	-	1			-	2	-	2	-	1	-	4
	ATTRITION													
<u>TOTAL</u> . . . . .	5	-	13	-	37	1	8	-	10	-	13	-	6	1
<u>Officer - Total</u> . . . . .	5	-	13	-	37	1	8	-	10	-	13	-	6	1
<u>Pilot - Total</u> . . . . .	5	-	13	-	37	-	8	-	10	-	13	-	6	-
Liaison - Field Artillery . . . . .	3	-	12	-	35	-	8	-	10	-	12	-	5	-
Helicopter . . . . .	2	-	1	-	2	-	-	-	-	-	1	-	1	-
Instructor, Fighter Gunnery . . . . .	-	-	-	-	-	1	-	-	-	-	-	-	-	1
	GRADUATES													
<u>TOTAL</u> . . . . .	19	3	(4) 96	6	(1) 152	23	(1) 41	6	38	9	12	2	61	6
<u>Officer - Total</u> . . . . .	19	3	(4) 96	6	(1) 152	15	(1) 41	5	38	5	12	-	61	5
<u>Pilot - Total</u> . . . . .	19	3	(4) 96	6	(1) 152	14	(1) 41	5	38	4	12	-	61	5
Basic . . . . .	5	-	-	-	-	-	-	-	-	4	-	-	-	-
<u>Advanced - Total</u> . . . . .	3	-	-	-	-	-	-	-	-	-	-	-	-	-
Twin Engine . . . . .	3	-	-	-	-	-	-	-	-	-	-	-	-	-
Liaison - Field Artillery . . . . .	-	-	(4) 59	-	(1) 97	-	(1) 27	-	26	-	-	-	44	-
Helicopter . . . . .	11	3	37	6	55	14	14	5	12	4	12	-	17	5
<u>Central Instructor School - Total</u> . . . . .	-	-	-	-	-	1	-	-	-	1	-	-	-	-
Advanced - Single Engine . . . . .	-	-	-	-	-	1	-	-	-	1	-	-	-	-
<u>Enlisted - Total</u> . . . . .	-	-	-	-	-	8	-	1	-	4	-	2	-	1
<u>Pilot - Total</u> . . . . .	-	-	-	-	-	8	-	1	-	4	-	2	-	1
Helicopter . . . . .	-	-	-	-	-	8	-	1	-	4	-	2	-	1

TABLE 65.-- USAF FLYING TRAINING OF FOREIGN NATIONALS

(Courses are listed only where personnel were reported.)

Type of Training	FISCAL YEAR 1949		FISCAL YEAR 1950				
	Third Quarter	Fourth Quarter	Total	First Quarter	Second Quarter	Third Quarter	Fourth Quarter
UNDER INSTRUCTION							
<b>TOTAL</b> . . . . .	<u>1</u>	<u>33</u>		<u>15</u>	<u>16</u>	<u>15</u>	<u>128</u>
<b>Officer - Total</b> . . . . .	-	-		-	2	2	-
<b>Pilot - Total</b> . . . . .	-	-		-	2	2	-
<b>Helicopter</b> . . . . .	-	-		-	2	2	-
<b>Enlisted - Total</b> . . . . .	<u>1</u>	<u>33</u>		<u>15</u>	<u>14</u>	<u>13</u>	<u>128</u>
<b>Pilot - Total</b> . . . . .	<u>1</u>	<u>33</u>		<u>15</u>	<u>14</u>	<u>13</u>	<u>118</u>
<b>Basic</b> . . . . .	-	33		15	-	-	118
<b>Advanced - Total</b> . . . . .	<u>1</u>	-		-	<u>14</u>	<u>13</u>	-
<b>Single Engine</b> . . . . .	<u>1</u>	-		-	<u>14</u>	<u>13</u>	-
<b>Navigation</b> . . . . .	-	-		-	-	-	10
ATTRITION							
<b>TOTAL</b> . . . . .	<u>1</u>	<u>1</u>	<u>21</u>	<u>18</u>	<u>1</u>	<u>1</u>	<u>1</u>
<b>Officer - Total</b> . . . . .	-	-	-	-	-	-	-
<b>Enlisted - Total</b> . . . . .	<u>1</u>	<u>1</u>	<u>21</u>	<u>18</u>	<u>1</u>	<u>1</u>	<u>1</u>
<b>Pilot - Total</b> . . . . .	<u>1</u>	<u>1</u>	<u>21</u>	<u>18</u>	<u>1</u>	<u>1</u>	<u>1</u>
<b>Basic</b> . . . . .	-	-	20	18	1	-	1
<b>Advanced - Total</b> . . . . .	<u>1</u>	<u>1</u>	<u>1</u>	-	-	<u>1</u>	-
<b>Single Engine</b> . . . . .	<u>1</u>	<u>1</u>	<u>1</u>	-	-	<u>1</u>	-
GRADUATES							
<b>TOTAL</b> . . . . .	<u>22</u>	-	<u>43</u>	-	<u>15</u>	<u>7</u>	<u>21</u>
<b>Officer - Total</b> . . . . .	<u>2</u>	-	<u>16</u>	-	<u>1</u>	<u>7</u>	<u>8</u>
<b>Pilot - Total</b> . . . . .	-	-	<u>2</u>	-	<u>1</u>	-	<u>2</u>
<b>Liaison - Field Artillery</b> . . . . .	-	-	2	-	-	-	2
<b>Helicopter</b> . . . . .	-	-	1	-	1	-	-
<b>Instructor, Instrument Pilot</b> . . . . .	<u>2</u>	-	<u>13</u>	-	-	<u>7</u>	<u>6</u>
<b>Enlisted - Total</b> . . . . .	<u>20</u>	-	<u>27</u>	-	<u>14</u>	-	<u>13</u>
<b>Pilot - Total</b> . . . . .	<u>20</u>	-	<u>27</u>	-	<u>14</u>	-	<u>13</u>
<b>Basic</b> . . . . .	<u>1</u>	-	<u>14</u>	-	<u>14</u>	-	-
<b>Advanced - Total</b> . . . . .	<u>19</u>	-	<u>13</u>	-	-	-	<u>13</u>
<b>Single Engine</b> . . . . .	<u>19</u>	-	<u>13</u>	-	-	-	<u>13</u>

TABLE 66.-- USAF FLYING TRAINING FATALITIES

(No Colored fatalities were reported for the period covered.)

Type of Training	FISCAL YEAR 1949		FISCAL YEAR 1950				
	Third Quarter	Fourth Quarter	Total	First Quarter	Second Quarter	Third Quarter	Fourth Quarter
<b>FATALITIES</b>							
<u>TOTAL</u> . . . .	6	7	26	10	5	5	6
<u>Officer - Total</u> . . . .	4	2	4	-	3	1	-
<u>Pilots - Total</u> . . . .	1	2	3	-	3	-	-
Basic . . . . .	-	-	3	-	3	-	-
<u>Advanced - Total</u> . . . .	1	2	-	-	-	-	-
Single Engine . . . .	1	-	-	-	-	-	-
Twin Engine . . . .	-	2	-	-	-	-	-
Instructor, Instrument Pilot . . . . .	2	-	-	-	-	-	-
<u>Central Instructor School - Total</u> . . . .	1	-	1	-	-	1	-
Basic . . . . .	1	-	-	-	-	-	-
Advanced-Single Engine	-	-	-	-	-	-	-
Advanced-Multi Engine	-	-	-	-	-	-	-
Aircraft Observer-Bombardment . . . .	-	-	1	-	-	1	-
<u>Enlisted - Total</u> . . . .	2	5	22	10	2	4	6
<u>Pilot - Total</u> . . . .	2	5	22	10	2	4	6
Basic . . . . .	-	2	11	4	2	2	3
<u>Advanced - Total</u> . . . .	a/ 2	3	11	6	-	2	3
Single Engine . . . .	a/ 2	3	9	4	-	2	3
Twin Engine . . . .	-	-	2	2	-	-	-

a/ 1 Foreign student reported on the January 1949 fatality list.

TABLE 67.-- STATUS OF FLYING TRAINING SHOWING INITIAL AND FINAL REPORTING DATE AND  
ACCUMULATION OF GRADUATES AND ATTRITION

(The table includes AF, Army, and Navy and excludes Foreign. Accumulative figures are based on figures reported, 1 July 1939, initial reporting date.)

Course	Initial Reporting Date	Final Reporting Date	Accumulative Status As of 6-30-1949	Accumulative Status As of 12-31-1949	Accumulative Status As of 6-30-1950
<u>Advanced TE Flying Training</u>					
Graduates to Date . . . . .	12-31-41	-	92,722	93,513	93,941
Attrition to Date . . . . .	12-31-41	-	2,854	2,879	2,917
<u>Advanced SE Flying Training</u>					
Graduates to Date . . . . .	6-30-40	-	56,681	57,163	57,572
Attrition to Date . . . . .	12-31-39	-	3,605	3,676	3,752
<u>Basic Flying School</u>					
Graduates to Date . . . . .	12-31-39	-	206,263	207,238	208,247
Attrition to Date . . . . .	12-31-39	-	30,693	31,871	32,886
<u>Instructor, Fighter Gunnery</u>					
Graduates to Date . . . . .	4-30-45	-	507	517	529
Attrition to Date . . . . .	4-30-45	-	12	14	16
<u>Instructor, Instrument Pilot</u>					
Graduates to Date . . . . .	12-31-43	-	8,874	8,918	8,999
Attrition to Date . . . . .	12-31-43	-	506	508	509
<u>Instructor School Central (AOB)</u>					
Graduates to Date . . . . .	12-31-49	-	-	42	145
Attrition to Date . . . . .	12-31-49	-	-	-	4
<u>Instructor School Central Pilot</u>					
Graduates to Date . . . . .	12-31-49	-	-	301	499
Attrition to Date . . . . .	12-31-49	-	-	12	32
<u>Navigation, Celestial (Aerial)</u>					
Graduates to Date . . . . .	6-30-43	-	41,145	a/41,145	41,293
Attrition to Date . . . . .	6-30-43	-	8,308	8,329	8,405
<u>Pilot, Helicopter</u>					
Graduates to Date . . . . .	12-31-44	-	493	558	628
Attrition to Date . . . . .	12-31-44	-	35	36	39
<u>Pilot, Liaison Field Artillery</u>					
Graduates to Date . . . . .	6-30-43	-	3,356	3,409	3,453
Attrition to Date . . . . .	6-30-43	-	967	985	1,002
<u>Pilot, Transition F-80</u>					
Graduates to Date . . . . .	12-31-46	-	580	631	b/
Attrition to Date . . . . .	12-31-46	-	40	41	b/
<u>Radar Observer Bombardment</u>					
Graduates to Date . . . . .	6-30-47	-	548	830	1,152
Attrition to Date . . . . .	6-30-47	-	79	91	106

a/ Reopened, 31 December 1949.

b/ No definite accumulative total can be given. Three classes were scheduled for training the latter part of 1949 but two were cancelled. Transition Training was conducted within the Tactical Units.

TABLE 68.-- USAF TRAINING OF USAF STUDENTS BY AIR MATERIEL COMMAND

(In the table below the Negro Personnel Strength, indicated by numbers inclosed in parentheses, is included in the totals.)

Type of Training	FISCAL YEAR 1949		FISCAL YEAR 1950				
	Third Quarter	Fourth Quarter	Total	First Quarter	Second Quarter	Third Quarter	Fourth Quarter
UNDER INSTRUCTION							
<u>USAF Institute of Technology - Total</u> . . . .	(2) 289	(2) 281	NOT APPLICABLE	(3) 290	(3) 282	(2) 345	(2) 269
Engineering Science. . . .	(2) 158	(2) 153		(2) 165	(2) 157	(2) 152	(2) 151
Industrial Eng. Adm. . . .	131	128		(1) 125	(1) 125	119	118
Air Installations Off. & Industrial Mobilization Training (Phase b) a/	-	-		-	-	28	-
Training in Industry a/	-	-		-	-	16	-
ATTRITION							
<u>USAF Institute of Technology - Total</u> . . . .	34	8	(1) 32	13	12	(1) 12	2
Engineering Science. . . .	18	5	21	7	8	5	1
Industrial Eng. Adm. . . .	18	3	(1) 17	6	4	(1) 6	1
Air Installations Off. & Industrial Mobilization Training (Phase B)	-	-	1	-	-	1	-
Training in Industry . . . .	-	-	-	-	-	-	-
GRADUATES							
<u>USAF Institute of Technology - Total</u> . . . .	-	-	163	124	-	2	37
Engineering Science. . . .	-	-	64	64	-	-	-
Industrial Eng. Adm. . . .	-	-	60	60	-	-	-
Air Installations Off. & Industrial Mobilization Training (Phase B)	-	-	28	-	-	-	28
Training in Industry . . . .	-	-	8	-	-	2	6
			3	-	-	-	3

a/ Initial report, February 1950.

TABLE 69.-- TRAINING OF FOREIGN NATIONALS BY AIR MATERIEL COMMAND

Type of Training	FISCAL YEAR 1949		FISCAL YEAR 1950				
	Third Quarter	Fourth Quarter	Total	First Quarter	Second Quarter	Third Quarter	Fourth Quarter
UNDER INSTRUCTION							
<u>USAF Institute of Technology - Total</u> . . . .	3	3	NOT APPLICABLE	3	3	3	3
Engineering Science. . . .	1	1		2	2	2	2
Industrial Eng. Adm. . . .	2	2		1	1	1	1
ATTRITION							
<u>USAF Institute of Technology - Total</u> . . . .	-	-	-	-	-	-	-
Engineering Science. . . .	-	-	-	-	-	-	-
Industrial Eng. Adm. . . .	-	-	-	-	-	-	-
GRADUATES							
<u>USAF Institute of Technology - Total</u> . . . .	-	-	2	2	-	-	-
Engineering Science. . . .	-	-	2	2	-	-	-
Industrial Eng. Adm. . . .	-	-	-	-	-	-	-

TABLE 70.-- TRAINING AT AIR UNIVERSITY

(In the tables below the Negro Personnel Strength, indicated by numbers inclosed in parentheses, is included in the totals.)

Type of Training	FISCAL YEAR 1949		FISCAL YEAR 1950				
	Third Quarter	Fourth Quarter	Total	First Quarter	Second Quarter	Third Quarter	Fourth Quarter
UNDER INSTRUCTION							
<b>TOTAL</b> . . . . .	(14) 1,633 a/	(6) 839 b/		(6) 1,725 a/	(1) 137 d/	(12) 1,693 a/	(5) 872 f/
<b>Officer - Total</b> . . . . .	(14) 1,621	(6) 813		(6) 1,684	(1) 121	(12) 1,651	(5) 867
<b>Air Command and Staff School - Total</b> . . . . .	(1) 520	-		(1) 517	-	506	-
Associate Course . . . . .	78	-		(1) 83	-	76	-
Orientation Course . . . . .	-	-		-	-	-	-
Regular Course . . . . .	(1) 442	-		434	-	430	-
<b>Air Tactical School - Total</b> . . . . .	(9) 710	(6) 747		(2) 777	-	(9) 802	(5) 757
Aircraft Controller Course . . . . .	-	(2) 29		(1) 34	-	-	30
Regular Course . . . . .	(9) 710	(4) 718		(1) 743	-	(9) 802	(5) 727
<b>Air War College</b> . . . . .	94	-		(1) 101	(1) 101	(1) 101	-
<b>USAF School of Aviation Medicine - Total</b>	3	14		21	20	29	11
Aeromedical Technician . . . . .	-	-		-	-	1	-
Aviation Cadet Procurement Teams . . . . .	-	-		-	-	-	-
Aviation Medical Examiner . . . . .	3	-		-	-	-	11
Basic Aviation Medicine . . . . .	-	-		21	20	18	-
Flight Nurse . . . . .	-	-		-	-	-	-
Flight Nurse, Refresher . . . . .	-	-		-	-	-	-
Para Rescue Medical Aid . . . . .	-	-		-	-	-	-
Physical Examination Flying . . . . .	-	-		-	-	-	-
Physiological Training Officer . . . . .	-	14		-	-	10	-
<b>USAF Special Staff School - Total</b> . . . . .	(4) 294	52		(2) 268	-	(2) 213	99
Academic Instructor Course . . . . .	103	-		78	-	96	17
Air Communication and Electronics Staff Officer . . . . .	24	-		(1) 40	-	(1) 40	-
Comptroller Course . . . . .	34	33		48	-	37	47
General Air Inspector Course . . . . .	(1) 108	-		51	-	(1) 40	35
Military Management, Instructor . . . . .	(3) 25	19		16	-	-	-
Senior Officer, Military Management . . . . .	-	-		(1) 35	-	-	-
<b>Enlisted - Total</b> . . . . .	12	26		41	16	42	5
<b>USAF School of Aviation Medicine - Total</b>	12	26		20	16	41	-
Aeromedical Technician . . . . .	12	12		9	d/ 16	19	-
Air Evacuation Technician . . . . .	-	-		-	-	-	-
Altitude Chamber Technician . . . . .	-	-		-	-	-	-
Aviation Cadet Procurement Team . . . . .	-	-		-	-	-	-
Clinical Psychological Examiner . . . . .	-	-		-	-	-	-
Flight Surgeon Assistant . . . . .	-	-		-	-	-	-
Health Physics Technician Course . . . . .	-	-		-	-	22	-
Independent Duty Station Medical Technician . . . . .	-	14		11	d/ -	-	-
Medical Corpomen . . . . .	-	-		-	-	-	-
<b>USAF Special Staff School - Total</b> . . . . .	-	-		21	-	1	5
Academic Instructor Course . . . . .	-	-		21	-	1	5
Assistant Air Inspector Course . . . . .	-	-		-	-	-	-
Total . . . . .	-	-		-	-	-	-
Administrative . . . . .	-	-		-	-	-	-
Communication . . . . .	-	-		-	-	-	-
Maintenance . . . . .	-	-		-	-	-	-
Supply . . . . .	-	-		-	-	-	-

NOT APPLICABLE



TABLE 70.-- TRAINING AT AIR UNIVERSITY (Continued)

(In the tables below the Negro Personnel Strength, indicated by numbers inclosed in parentheses, is included in the totals. Courses are listed only where personnel were reported.)

Type of Training	FISCAL YEAR 1949		FISCAL YEAR 1950				
	Third Quarter	Fourth Quarter	Total	First Quarter	Second Quarter	Third Quarter	Fourth Quarter
<b>ATTRITION</b>							
<b>TOTAL</b> . . . . .	17	20	(4) 160	(2) 39	52	(1) 24	(1) 44
<b>Officer - Total</b> . . . . .	12	27	(2) 115	(1) 26	27	9	(1) 43
<b>Air Command and Staff Sch. - Total</b>	5	2	12	1	6	-	8
Associate Course . . . . .	-	1	4	1	3	-	-
Orientation Course . . . . .	-	-	1	-	-	-	1
Regular Course . . . . .	5	2	10	-	3	-	7
<b>Air Tactical School - Total</b> . . . . .	5	21	(2) 68	(1) 22	18	6	(1) 22
Aircraft Controller Course . . . . .	1	1	7	2	1	4	-
Regular Course . . . . .	4	20	(2) 61	(1) 20	17	2	(1) 22
<b>Air War College</b> . . . . .	1	-	1	-	1	-	-
<b>USAF Sch. of Aviation Med. - Total</b>	-	-	20	-	7	2	11
Aeromedical Technician . . . . .	-	-	1	-	-	-	1
Aviation Medical Examiner . . . . .	-	-	5	-	-	-	5
Basic Aviation Medicine . . . . .	-	-	4	-	1	2	1
Flight Nurse . . . . .	-	-	10	-	6	-	4
<b>USAF Special Staff School - Total</b>	1	2	11	2	5	1	2
Academic Instructor Course . . . . .	1	1	4	1	1	-	2
Air Communication and Electronic Staff Officer . . . . .	-	-	2	-	2	-	-
Comptroller Course . . . . .	-	-	1	1	-	-	-
General Air Inspector Course	-	-	2	-	2	-	-
Military Management, Instructor	-	1	-	-	-	-	-
Senior Officer Mil. Mgt . . . . .	-	1	2	1	-	1	-
<b>Enlisted - Total</b> . . . . .	5	2	(2) 45	(1) 13	16	(1) 15	1
<b>USAF Sch. of Aviation Med. - Total</b>	5	2	(1) 27	7	16	(1) 14	-
Aeromedical Technician . . . . .	2	-	(1) 9	-	2	(1) 7	-
Air Evacuation Technician . . . . .	1	-	-	-	-	-	-
Altitude Chamber Technician . . . . .	-	-	12	-	5	7	-
Clinical Psychology Examiner . . . . .	-	-	6	-	6	-	-
Flight Surgeon Assistant . . . . .	-	3	-	-	-	-	-
Health Physics Tech. Course . . . . .	-	-	5	4	1	-	-
Independent Duty Station Medical Technician . . . . .	-	-	5	3	2	-	-
Medical Corpsman . . . . .	2	-	-	-	-	-	-
<b>USAF Special Staff School - Total</b>	-	-	(1) 8	(1) 6	-	1	1
Academic Instructor Course . . . . .	-	-	2	-	-	1	1
<b>Assistant Air Inspector Courses - Total</b> . . . . .	-	-	(1) 6	(1) 6	-	-	-
Administrative . . . . .	-	-	-	-	-	-	-
Communication . . . . .	-	-	1	1	-	-	-
Maintenance . . . . .	-	-	1	1	-	-	-
Supply . . . . .	-	-	(1) 4	(1) 4	-	-	-
<b>GRADUATES</b>							
<b>TOTAL</b> . . . . .	(1) 472	(20) 2,064	(26) 5,414	(7) 1,226	(7) 1,926	259	(12) 1,902
<b>Officer - Total</b> . . . . .	(1) 249	(20) 2,052	(23) 4,832	(5) 991	(7) 1,769	269	(11) 1,804
<b>Air Command and Staff Sch. - Total</b>	133	(1) 611	(1) 1,299	-	(1) 610	91	598
Associate Course . . . . .	-	77	156	-	80	-	76
Orientation Course . . . . .	133	94	289	-	99	91	99
Regular Course . . . . .	-	(1) 440	(1) 854	-	(1) 431	-	423
<b>Air Tactical School - Total</b> . . . . .	26	(9) 692	(15) 2,285	(5) 726	(2) 759	20	(8) 780
Aircraft Controller Course . . . . .	26	-	(3) 81	(2) 28	(1) 33	20	-
Regular Course . . . . .	-	(9) 693	(12) 2,204	(3) 698	(1) 726	-	(8) 780
<b>Air War College</b> . . . . .	-	2	(1) 101	-	-	-	(1) 101

TABLE 70.-- TRAINING AT AIR UNIVERSITY (Continued)

(In the tables below the Negro Personnel Strength, indicated by numbers inclosed in parentheses, is included in the totals. Courses are listed only where personnel were reported.)

Type of Training	FISCAL YEAR 1949		FISCAL YEAR 1950				
	Third Quarter	Fourth Quarter	Total	First Quarter	Second Quarter	Third Quarter	Fourth Quarter
GRADUATES (Continued)							
<b>Officer (Continued)</b>							
<u>USAF Sch. of Aviation Med. - Total</u>	-	2	(2) 139	68	(2) 19	-	52
Aeromedical Technician . . . .	-	-	-	-	-	-	-
Aviation Cadet Procurement Team . . . . .	-	3	54	54	-	-	-
Aviation Medical Examiner . . . .	-	-	12	-	(2) 12	-	-
Basic Aviation Medicine . . . . .	-	-	17	-	-	-	17
Flight Nurse . . . . .	-	-	31	-	7	-	24
Flight Nurse, Refresher . . . . .	-	-	-	-	-	-	-
Physiological Training Officer . . .	-	-	25	14	-	-	11
<u>USAF Special Staff School - Total</u>	(1) 190	(10) 651	(4) 1,009	197	(2) 381	158	(2) 273
Academic Instructor Course . . . .	62	(6) 355	429	88	151	78	112
Air Communication and Electronic Staff Officer . . . . .	-	24	(2) 78	-	(1) 38	-	(1) 40
Comptroller Course . . . . .	-	34	117	32	48	-	37
General Air Inspector Course . . . .	-	(1) 108	(2) 89	-	(1) 49	-	(1) 40
Military Management, Instructor . .	(1) 27	(3) 24	68	19	28	21	-
Senior Officer, Mil. Mgt . . . . .	101	106	228	58	67	59	44
<u>Enlisted - Total</u> . . . . .	130	12	(3) 581	(2) 235	157	90	(1) 99
<u>USAF Sch. of Aviation Med. - Total</u>	130	12	212	13	101	40	58
Aeromedical Technician . . . . .	-	-	61	3	k/ 27	12	19
Air Evacuation Technician . . . . .	30	-	-	-	-	-	-
Altitude Chamber Technician . . . .	18	-	40	-	19	15	6
Aviation Cadet Procurement Teams . . . . .	-	-	1	1	-	-	-
Clinical Psychological Exam. . . . .	-	-	12	-	12	-	-
Flight Surgeon Assistant . . . . .	-	12	-	-	-	-	-
Health Physics Technician Course . . . . .	-	-	80	9	25	13	33
Independent Duty Station Medical Technician . . . . .	-	-	18	-	k/ 18	-	-
Medical Corpsman . . . . .	82	-	-	-	-	-	-
<u>USAF Special Staff School - Total</u>	-	-	(3) 369	(2) 222	56	50	(1) 41
Academic Instructor Course . . . . .	-	-	(1) 167	20	56	50	(1) 41
<u>Assistant Air Inspector Course - Total</u> . . . . .	-	-	202	202	-	-	-
Administrative . . . . .	-	-	58	58	-	-	-
Communication . . . . .	-	-	(1) 27	(1) 27	-	-	-
Maintenance . . . . .	-	-	65	65	-	-	-
Supply . . . . .	-	-	(1) 52	(1) 52	-	-	-

a/ Includes 1 Civilian, taking Officer Comptroller Course.

b/ Includes 8 Civilians, taking courses as follows: 3, Officer Comptroller Course; and 5, Officer Military Management, Instructor.

c/ Includes 9 Civilians taking courses as follows: 7, Academic Instructor Course; 2, Military Management, Instructor Course.

d/ Due to a reported change in Departmental Status, 19 "SCARWAF ASGD" personnel, taking the Aeromedical Technicians Course and 9 "SCARWAF ASGD" personnel, taking the Independent Duty Station Medical Technicians Course, were transferred to "USAF ASGD". Change was made in Oct. 1949.

e/ Includes 1 Civilian, taking Academic Instructor Course.

f/ Includes 3 Civilians, taking courses as follows: 2, Officer Aircraft Controller Course; 1, Officer Comptroller Course.

g/ Includes 1 Civilian, who was dropped from Enlisted Supply Course.

h/ Includes 1 Civilian completing Officer Comptroller Course.

i/ Includes 26 Civilians as follows: 10, Completing Officer Academic Instructor Course; 3, Officer Comptroller Course; 5, Officer Military Management Course; 1, Enlisted Administrative Course; 1, Enlisted Communication Course; 1, Enlisted Maintenance Course; and 5, Enlisted Supply Course.

j/ Includes 20 Civilians as follows: 17, completing Officers Academic Instructor Course and 3, completing Officer Military Management Instructor Course.

k/ Graduates from these courses were augmented by the changes indicated in footnote d/.

l/ Includes 1 Civilian completing Academic Instructor Course.

TABLE 71.-- TRAINING OF FEMALE PERSONNEL IN OFFICER TRAINING COURSES AT AIR UNIVERSITY

(The figures below are included in previous Air University Training tables. Negro Personnel Students, indicated by figures enclosed in parentheses, are included in the totals. No training for Enlisted courses was indicated for the period covered.)

	FISCAL YEAR 1949				FISCAL YEAR 1950											
	Apr a/	May	Jun	Total	Jul	Aug	Sep	Oct	Nov	Dec	Jan 1950	Feb	Mar	Apr	May	Jun
UNDER INSTRUCTION																
TOTAL . . . . .	20	(1) 29	(1) 9		(1) 9	1	1	26	20	-	(1) 7	(1) 9	(1) 9	(1) 35	(1) 22	(1) 6
Air Tactical School - Total . .	-	(1) 9	(1) 9		(1) 9	1	1	1	1	-	(1) 7	(1) 7	(1) 7	(1) 7	(1) 2	(1) 2
Regular Course (Common) . . .	-	(1) 9AF	(1) 9AF	NOT APPLICABLE	(1) 9AF	1AF	1AF	1AF	1AF	-	(1) 7AF	(1) 7AF	(1) 7AF	(1) 7AF	(1) 2AF	(1) 2AF
USAF Special Staff School - Total . . . . .	-	-	-	NOT APPLICABLE	-	-	-	-	-	-	-	2	2	1	6	6
Academic Instructor Course . .	-	-	-	NOT APPLICABLE	-	-	-	-	-	-	-	2AF	2AF	-	1AF	1AF
Comptroller . . . . .	-	-	-	NOT APPLICABLE	-	-	-	-	-	-	-	-	-	-	2AF	2AF
General Air Inspector Course . .	-	-	-	NOT APPLICABLE	-	-	-	-	-	-	-	-	-	-	1AF	1AF
USAF School of Aviation Med- icine - Total . . . . .	20	20	-		-	-	-	25	19	-	-	-	-	27	26	-
Flight Nurse . . . . .	(10A (10N)	(10A (10N)	-		-	-	-	(13AF (10N (2F)	(7AF (10N (2F)	-	-	-	-	(25AF (2F)	(24AF (2F)	-
ATTRITION																
TOTAL . . . . .	-	-	-	11	-	2	-	-	6	-	-	-	-	-	2	-
Air Tactical School - Total . .	-	-	-	4	-	2	-	-	-	-	-	-	-	-	1	-
Regular Course (Common) . . .	-	-	-	4AF	-	2AF	-	-	-	-	-	-	-	-	1AF	-
USAF School of Aviation Med- icine - Total . . . . .	-	-	-	7	-	-	-	-	6	-	-	-	-	-	1	-
Flight Nurse . . . . .	-	-	-	7AF	-	-	-	-	6AF	-	-	-	-	-	1AF	-
GRADUATES																
TOTAL . . . . .	-	-	20	(2) 61	-	(1) 6	-	-	-	20	-	-	-	2	(1) 7	26
Air Tactical School - Total . .	-	-	-	(2) 13	-	(1) 6	-	-	-	1	-	-	-	-	(1) 6	-
Regular Course (Common) . . .	-	-	-	(2) 13AF	-	(1) 6AF	-	-	-	1AF	-	-	-	-	(1) 6AF	-
USAF Special Staff School - Total	-	-	-	3	-	-	-	-	-	-	-	-	-	2	1	-
Academic Instructor Course . .	-	-	-	3AF	-	-	-	-	-	-	-	-	-	2AF	1AF	-
USAF School of Aviation Med- icine - Total . . . . .	-	-	20	65	-	-	-	-	-	19	-	-	-	-	-	26
Flight Nurse . . . . .	-	-	(10A (10N)	(31AF (10N (2F)	-	-	-	-	-	(7AF (10N (2F)	-	-	-	-	-	(24AF (2F)

Legend: AF - Air Force; A - Army; N - Navy; F - Foreign.

a/ Initial reporting date for female personnel.



	ATTRITION													
	8	-	2	1	(1) 7	2	(1) 6	2	-	-	1	-	-	1
<u>TOTAL</u> . . . . .	8	-	2	1	(1) 7	2	(1) 6	2	-	-	1	-	-	1
<u>Officer - Total</u> . . . . .	-	-	2	1	(1) 2	2	(1) 2	2	-	-	-	-	-	1
<u>Air Command and Staff School - Total</u> . . . . .	-	-	1	1	-	1	-	-	-	-	-	-	-	1
Associate Course . . . . .	-	-	-	-	-	-	-	-	-	-	-	-	-	-
Orientation Course . . . . .	-	-	-	-	-	-	-	-	-	-	-	-	-	-
Regular Course . . . . .	-	-	1	1	-	1	-	-	-	-	-	-	-	1
<u>Air Tactical School - Total</u> . . . . .	-	-	-	-	-	-	-	-	-	-	-	-	-	-
Regular Course . . . . .	-	-	-	-	-	-	-	-	-	-	-	-	-	-
<u>Air War College - Total</u> . . . . .	-	-	-	-	-	-	-	-	-	-	-	-	-	-
<u>USAF School of Aviation Medicine - Total</u> . . . . .	-	-	4	-	(1) 2	2	(1) 2	2	-	-	-	-	-	-
Aviation Medical Examination . . . . .	-	-	4	-	-	-	-	-	-	-	-	-	-	-
Basic Aviation Medicine . . . . .	-	-	-	-	-	-	-	-	-	-	-	-	-	-
Flight Nurse . . . . .	-	-	-	-	-	-	-	-	-	-	-	-	-	-
Flight Nurse, Refresher . . . . .	-	-	-	-	-	-	-	-	-	-	-	-	-	-
Para Rescue Medical Aid . . . . .	-	-	-	-	-	-	-	-	-	-	-	-	-	-
Physical Examination Officer . . . . .	-	-	-	-	(1) 2	2	(1) 2	2	-	-	-	-	-	-
<u>USAF Special Staff School - Total</u> . . . . .	-	-	-	-	-	-	-	-	-	-	-	-	-	-
Academic Instructor Course . . . . .	-	-	-	-	-	-	-	-	-	-	-	-	-	-
Comptroller Course . . . . .	-	-	-	-	-	-	-	-	-	-	-	-	-	-
General Air Inspector . . . . .	-	-	-	-	-	-	-	-	-	-	-	-	-	-
Senior Officer, Military Management . . . . .	-	-	-	-	-	-	-	-	-	-	-	-	-	-
<u>Enlisted - Total</u> . . . . .	8	-	4	-	4	-	2	-	-	-	1	-	-	-
<u>USAF School of Aviation Medicine - Total</u> . . . . .	8	-	4	-	4	-	2	-	-	-	1	-	-	-
Aeromedical Technician . . . . .	5	-	4	-	-	-	-	-	-	-	-	-	-	-
Air Evacuation Technician . . . . .	-	-	-	-	-	-	-	-	-	-	-	-	-	-
Altitude Chamber Technician . . . . .	-	-	-	-	1	-	-	-	-	-	1	-	-	-
Clinical Psychological Examiner . . . . .	-	-	-	-	-	-	-	-	-	-	-	-	-	-
Flight Surgeon Assistant . . . . .	-	-	-	-	-	-	-	-	-	-	-	-	-	-
Health Physics Technician Course . . . . .	-	-	-	-	-	-	-	-	-	-	-	-	-	-
Independent Duty Station Medical Technician . . . . .	-	-	-	-	3	-	3	-	-	-	-	-	-	-
Medical Corpsmen . . . . .	3	-	-	-	-	-	-	-	-	-	-	-	-	-

TABLE 72.-- TRAINING OF ARMY AND NAVY PERSONNEL AT AIR UNIVERSITY (CONTINUED)

(In the table below Negro Personnel Students, indicated by numbers inclosed in parentheses, are included in totals. Courses are listed only where personnel were reported.)

Type of Training	FISCAL YEAR 1949				FISCAL YEAR 1950									
	Third Quarter		Fourth Quarter		Total		First Quarter		Second Quarter		Third Quarter		Fourth Quarter	
	Army	Navy	Army	Navy	Army	Navy	Army	Navy	Army	Navy	Army	Navy	Army	Navy
	GRADUATES													
<b>TOTAL</b> . . . . .	65	1	(1) 74	45	(3) 140	113	(3) 52	24	28	27	2	4	47	28
<b>Officer - Total</b> . . . . .	29	1	(1) 70	45	(3) 136	113	(3) 50	24	27	27	2	4	47	28
<b>Air Command and Staff School - Total</b> . . . . .	3	-	14	24	24	28	-	-	15	21	-	-	19	17
Associate Course . . . . .	-	-	-	10	-	9	-	-	-	6	-	-	-	3
Orientation Course . . . . .	3	-	2	-	-	-	-	-	-	-	-	-	-	-
Regular Course . . . . .	-	-	12	14	34	29	-	-	15	15	-	-	19	14
<b>Air Tactical School - Total</b> . . . . .	-	-	3	-	1	-	1	-	-	-	-	-	-	-
Regular Course . . . . .	-	-	3	-	1	-	1	-	-	-	-	-	-	-
<b>Air War College</b> . . . . .	-	-	15	7	18	13	-	-	-	-	-	-	18	13
<b>USAF School of Aviation Medicine - Total</b> . . . . .	22	-	(1) 21	10	(3) 48	28	(3) 45	28	3	10	-	-	-	-
Aviation Medical Examiner . . . . .	-	-	(1) 13	-	17	-	14	-	3	-	-	-	-	-
Flight Nurse . . . . .	-	-	10	10	-	10	-	-	-	10	-	-	-	-
Flight Nurse, Refresher . . . . .	22	-	-	-	-	-	-	-	-	-	-	-	-	-
Para Rescue Medical Aid . . . . .	-	-	8	-	-	-	-	-	-	-	-	-	-	-
Physical Examination Officer . . . . .	-	-	-	-	(3) 31	28	(3) 31	28	-	-	-	-	-	-
<b>USAF Special Staff School - Total</b> . . . . .	4	1	7	4	25	24	4	6	19	6	2	4	10	8
Academic Instructor Course . . . . .	1	1	3	-	3	-	1	-	-	-	2	-	-	-
Comptroller Course . . . . .	-	-	4	4	21	20	2	6	9	6	-	-	10	8
General Air Inspector Course . . . . .	-	-	-	-	10	-	-	-	10	-	-	-	-	-
Senior Officer, Military Management . . . . .	3	-	-	-	1	4	1	-	-	-	-	4	-	-
<b>Enlisted - Total</b> . . . . .	26	-	4	-	4	-	2	-	1	-	1	-	-	-
<b>USAF School of Aviation Medicine - Total</b> . . . . .	26	-	4	-	4	-	2	-	1	-	1	-	-	-
Aeromedical Technician . . . . .	-	-	-	-	2	-	1	-	-	-	1	-	-	-
Air Evacuation Technician . . . . .	7	-	-	-	-	-	-	-	-	-	-	-	-	-
Altitude Chamber Technician . . . . .	2	-	-	-	-	-	-	-	-	-	-	-	-	-
Clinical Psychological Examiner . . . . .	-	-	-	-	1	-	-	-	1	-	-	-	-	-
Flight Surgeon Assistant . . . . .	-	-	4	-	-	-	-	-	-	-	-	-	-	-
Health Physics Technician Course . . . . .	-	-	-	-	1	-	1	-	-	-	-	-	-	-
Medical Corpomen . . . . .	27	-	-	-	-	-	-	-	-	-	-	-	-	-

a/ Due to a reported change in Departmental Status, 19 "SCARWAF ASGD" personnel, taking the Aeromedical Technicians Course and 9 "SCARWAF ASGD" personnel, taking the Independent Duty Station Medical Technicians Course, were transferred to "SCARWAF ASGD". No change was made in October 1949.

TABLE 73.-- TRAINING OF FOREIGN NATIONALS AT AIR UNIVERSITY

(No Attrition Cases were reported for the period covered.)

Type of Training	FISCAL YEAR 1949		FISCAL YEAR 1950				
	Third Quarter	Fourth Quarter	Total	First Quarter	Second Quarter	Third Quarter	Fourth Quarter
	UNDER INSTRUCTION						
<u>TOTAL</u> . . . . .	27	15		11	5	18	17
<u>Officer - Total</u> . . . . .	27	15		11	5	18	17
<u>Air Command and Staff School - Total</u> . . . . .	2	-		2	-	-	-
Regular Course . . . . .	2	-		2	-	-	-
<u>Air Tactical School - Total</u> . . . . .	14	14		4	-	13	14
Aircraft Controller Course . . . . .	-	-		2	-	-	2
Regular Course . . . . .	14	14		2	-	13	12
<u>Air War College - Total</u> . . . . .	6	-		5	5	5	-
<u>USAF School of Aviation Medicine - Total</u> . . . . .	3	-		-	-	-	3
Aviation Medical Examiner . . . . .	3	-		-	-	-	3
Flight Nurse . . . . .	-	-		-	-	-	-
<u>USAF Special Staff School - Total</u> . . . . .	2	1		-	-	-	-
Academic Instructor Course . . . . .	-	-		-	-	-	-
Military Management, Instructor . . . . .	2	1		-	-	-	-
Senior Officer, Military Management . . . . .	-	-		-	-	-	-
<u>Enlisted - Total</u> . . . . .	-	-		-	-	-	-
<u>USAF School of Aviation Medicine - Total</u> . . . . .	-	-		-	-	-	-
Health Physics Instructor Course . . . . .	-	-		-	-	-	-
	GRADUATES						
<u>TOTAL</u> . . . . .	2	30	64	15	17	7	25
<u>Officer - Total</u> . . . . .	2	30	63	15	17	6	25
<u>Air Command and Staff School - Total</u> . . . . .	-	2	2	-	2	-	-
Regular Course . . . . .	-	2	2	-	2	-	-
<u>Air Tactical School - Total</u> . . . . .	-	14	33	14	4	2	13
Aircraft Controller Course . . . . .	-	-	4	-	2	2	-
Regular Course . . . . .	-	14	29	14	2	-	13
<u>Air War College - Total</u> . . . . .	-	6	5	-	-	-	5
<u>USAF School of Aviation Medicine - Total</u> . . . . .	-	4	12	-	10	-	2
Aviation Medical Examiner . . . . .	-	4	8	-	8	-	-
Flight Nurse . . . . .	-	-	4	-	2	-	2
<u>USAF Special Staff School - Total</u> . . . . .	2	4	11	1	1	4	5
Academic Instructor Course . . . . .	-	-	1	-	-	-	1
Military Management, Instructor . . . . .	-	2	1	1	-	-	-
Senior Officer, Military Management . . . . .	2	2	9	-	1	4	4
<u>Enlisted - Total</u> . . . . .	-	-	1	-	-	1	-
<u>USAF School of Aviation Medicine - Total</u> . . . . .	-	-	1	-	-	1	-
Health Physics Instructor Course . . . . .	-	-	1	-	-	1	-

TABLE 74.-- TECHNICAL TRAINING OF USAF PERSONNEL BY AIR TRAINING COMMAND

(Figures in parentheses indicate Negro personnel and are also included in the totals. Course numbers are listed only where personnel were reported. This table excludes SCARWAF personnel.)

Type of Training	Course Number	June 1949		December 1949		June 1950	
		Officer	Enlisted	Officer	Enlisted	Officer	Enlisted
Under Instruction							
<b>Total</b> . . . . .		<u>1,879</u> (20)	<u>18,912</u> (310)	<u>1,917</u> (37)	<u>27,596</u> (1,616)	<u>2,028</u> (17)	<u>25,292</u> (1,655)
Aaft Warning Reporting Equip CPS-1 . . .	01102	a/ 10	-	b/ -	b/ -	a/ -	a/ -
Aaft Warning Reporting Equip CPS-4 . . .	01103	4	-	-	-	-	-
Aaft Warning Reporting Equip CPS-5 . . .	01104	(1) 6	-	-	-	-	-
Aaft Warning Off TPS-1B-and 10A . . . . .	01105	4	-	-	-	-	-
Aaft Warning Off, General . . . . .	01106	(5) 221	-	(13) 384	-	403	-
Auto Equipment Technician . . . . .	01404	-	(11) 1,006	-	(53) 525	-	(8) 62
Electronics Officer . . . . .	01410	(5) 171	-	(7) 259	-	(1) 258	-
Communications Officer . . . . .	02000	(4) 349	-	(12) 370	-	(7) 351	-
Cable Splicer . . . . .	03900	-	(3) 36	-	-	-	-
Installer Cableman . . . . .	03901	-	-	-	(6) 130	-	(11) 100
Radar Observer, Night Fighter . . . . .	05200	(1) 18	-	-	-	18	-
Electrician . . . . .	07800	-	1	-	-	-	-
Engineman, Operating . . . . .	08100	-	1	-	-	-	-
Transportation Officer . . . . .	09130	13	-	(1) 28	-	25	-
Installer-Repairman, Tel and Tel . . . . .	09700	-	(1) 46	-	-	-	-
Special Photo Interpretation Tech . . . . .	10000	-	107	-	-	-	-
Machinist . . . . .	11400	-	(3) 137	-	(9) 81	-	(9) 46
Firefighter and Crash Rescueman . . . . .	13831	2	(4) 69	-	-	-	-
Firefighter Rescue Instructor . . . . .	13832	-	-	-	-	-	1
Fire and Crash Rescu Instructor . . . . .	13833	-	-	-	-	30	-
Photographer . . . . .	15201	(8) 492	-	-	(5) 246	-	(18) 191
Powerman . . . . .	16600	(6) 142	-	-	(22) 510	-	(17) 289
Repeaterman, Tel and Tel . . . . .	18700	-	52	-	-	-	-
Sheet Metal Worker . . . . .	20100	-	1	-	-	-	-
Statistical Clerk . . . . .	21210	-	57	-	(1) 152	-	(6) 67
Stenographer . . . . .	21300	-	(4) 125	-	(7) 63	-	(5) 22
Classification and Assignment Officer . . . . .	22102	102	-	18	-	-	-
Classification and Assignment Officer . . . . .	22103	-	-	-	-	23	-
Teletype Operator . . . . .	23700	-	-	-	(91) 686	-	(31) 336
Teletype Mechanic . . . . .	23900	-	(6) 132	-	(19) 246	-	(23) 203
Machins Records Officer . . . . .	24010	6	-	6	-	9	-
Welder and Blacksmith, General . . . . .	25601	-	1	-	-	-	-
Budget and Fiscal Cost Clerk . . . . .	26800	1	61	-	(1) 36	-	-
Key Punch Machine Operator . . . . .	27201	-	-	-	2	-	(1) 5
Classification Specialist . . . . .	27501	-	-	-	(4) 41	-	-
Power Shovel Operator . . . . .	35903	-	1	-	-	-	-
Road Grader Operator . . . . .	35904	-	1	-	-	-	-
Miscellaneous Equip Operator . . . . .	35906	-	(1) 18	-	-	-	-
Supply Officer, General . . . . .	40000	41	-	117	-	(2) 56	-
Tabulating Machine Operator . . . . .	40001	-	(16) 75	-	(5) 104	-	(9) 51
Clerk-Typist . . . . .	40500	-	(20) 1,302	-	(92) 616	-	(76) 612
Armanent Officer . . . . .	45141	119	-	79	-	(2) 277	-
Special Armanent Staff Officer . . . . .	45900	-	-	-	-	10	-
Auto Maint and Repair Officer . . . . .	48050	20	-	20	-	32	-
Aircraft Maintenance Officer . . . . .	48230	165	-	105	-	97	-
Aircraft Maintenance Officer, Reserve . . . . .	48238	-	-	-	-	14	-
Administrative Specialist . . . . .	50200	-	(4) 120	-	(5) 100	-	(4) 115
Primary Armanent Technician . . . . .	50501	-	688	-	(4) 144	-	(51) 495
Radar Operator . . . . .	51400	-	-	-	(6) 139	-	(2) 533
Airplane Hydraulic Mechanic . . . . .	52800	-	(2) 95	-	(2) 85	-	(14) 94
Airplane Hydraulic Mechanic, Reserve . . . . .	52809	-	-	-	-	-	1
Fabric and Dope Mechanic . . . . .	54800	-	(4) 54	-	(5) 51	-	(3) 21
Airplane Woodworker . . . . .	55000	-	(1) 24	-	(2) 14	-	(2) 8
Control Tower Operator . . . . .	55200	-	(1) 282	-	(14) 485	-	114
Airplane Sheet Metal Worker . . . . .	55500	-	(25) 355	-	(29) 355	-	(22) 230
Aircraft Approach Controller . . . . .	56100	-	-	-	60	-	60
Aircraft Welder . . . . .	57300	-	(4) 97	-	(9) 59	-	(9) 70
Bombsight and Gunsight Technician . . . . .	57401	-	54	-	95	-	31
Remote Control Turret Repairman . . . . .	57501	-	-	-	-	-	27
Personal Equipment Technician . . . . .	59400	-	(5) 96	-	(13) 76	-	(12) 73
Personal Equip Technician Refresher . . . . .	594C1	-	3	-	-	-	-
Aircraft Maintenance Fundamentals . . . . .	60000	-	(30) 1,704	-	(72) 1154	-	1
Finance Technical Clerk . . . . .	62200	-	(2) 107	-	(2) 97	-	(4) 20
Budget and Fiscal Officer . . . . .	63020	23	-	44	-	-	-
Intelligence Specialist . . . . .	63100	-	66	-	34	-	(2) 49



TABLE 74.-- TECHNICAL TRAINING OF USAF PERSONNEL BY AIR TRAINING COMMAND (Continued)

(Figures in parentheses indicate Negro personnel and are also included in the totals. Course numbers are listed only where personnel were reported. This table excludes SCARWAF personnel.)

Type of Training	Course Number	June 1949		December 1949		June 1950	
		Officer	Enlisted	Officer	Enlisted	Officer	Enlisted
Under Instruction - Continued							
Statistical Control Officer . . . . .	64020	36	-	8	-	26	-
Tel and Tel Equipment Repairman . . . . .	64600	-	(1) 64	-	-	-	-
Wire Mechanic, General . . . . .	64602	-	-	-	(21) 377	-	(28) 274
Radio Repairman, Acft Equip . . . . .	64701	-	(4) 37	-	-	-	(10) 212
Radio Repairman, Ground Equip . . . . .	64801	-	(1) 63	-	(1) 75	-	(12) 355
Airplane Power Plant Mech V1650 . . . . .	68405	-	8	-	9	-	-
" " " " V1710 . . . . .	68406	-	7	-	9	-	(2) 10
" " " " R3350 . . . . .	68410	-	214	-	(4) 198	-	(3) 54
" " " " R2000 . . . . .	68413	-	65	-	(2) 96	-	(1) 13
" " " " R2800 . . . . .	68414	-	71	-	(1) 81	-	-
" " " " R4360 . . . . .	68416	-	83	-	(8) 184	-	(5) 205
" " " " Jet . . . . .	68421	-	(1) 48	1	(4) 62	-	-
" " " " Reserve . . . . .	68422	-	-	-	-	-	2
Ap Pwr Plant Mech Sp Jet Eng J33 . . . . .	68423	-	-	-	-	-	(1) 25
" " " " Sp Jet Eng J35 . . . . .	68425	-	-	-	-	-	(2) 27
" " " " Sp Jet Eng J47 . . . . .	68427	-	-	-	-	-	(3) 49
Special Training J-47 . . . . .	68424	-	-	-	10	-	1
Airplane Electrical Mechanic . . . . .	68500	-	(1) 270	-	(9) 303	-	(1) 67
AC Electrical System . . . . .	68512	-	13	-	17	-	32
Airplane Electrical Mechanic, Reserve . . . . .	68513	-	-	-	-	-	1
Airplane Instrument Mechanic . . . . .	68600	-	(2) 149	-	(1) 160	-	(14) 197
Airplane Inst Mech C1 Auto Pilot . . . . .	68601	-	-	-	(1) 2	-	1
Instructor E4 Automatic Pilot . . . . .	68604	-	-	-	-	2	13
Instructor E6 Automatic Pilot . . . . .	68605	-	1	-	1	-	5
Instructor Automatic Pilot, Reserve . . . . .	68616	-	-	-	-	-	2
Special Training J-1 and J-2 . . . . .	68602	-	-	-	-	-	5
Airplane Propeller Mechanic . . . . .	68700	-	123	-	(2) 136	-	(11) 131
Airplane Propeller Mechanic, Reserve . . . . .	68720	-	-	-	-	-	1
Career Guidance . . . . .	73100	-	-	-	-	-	(10) 201
AF Chemical Officer . . . . .	73143	7	-	-	-	-	-
Miscellaneous . . . . .	73144	141	61	183	47	-	-
Radiological Defense Officer . . . . .	73145	9	8	-	-	21	-
Miscellaneous . . . . .	73148	-	-	-	21	18	54
Radiological Defense Airman . . . . .	73149	-	-	-	-	-	21
Flight Engineer, Ground Phase . . . . .	73700	-	183	-	(1) 342	-	(1) 148
Airplane and Eng Mech, Conventional . . . . .	74710	-	(16) 2,550	-	-	-	-
" " " " Jet Types . . . . .	74720	-	4	-	-	-	-
" " " " F-80C . . . . .	74721	-	7	-	-	-	-
" " " " B-36 . . . . .	74736	-	-	-	41	-	63
" " " " General . . . . .	74740	-	(13) 1,264	-	(400) 6,687	-	(449) 6,917
" " " " ANG . . . . .	74780	-	-	-	-	-	79
F8J Jet Training . . . . .	74781	-	-	-	20	-	-
Technical Instructor (Chamute) . . . . .	75100	-	-	-	-	-	81
Technical Instructor (Kessler) . . . . .	75101	-	-	-	-	8	160
" " (Lowry) . . . . .	75102	-	-	-	-	-	76
" " (Scott) . . . . .	75103	-	-	-	-	1	50
" " (Sheppard) . . . . .	75104	-	-	-	-	-	127
" " (Pt. Warren) . . . . .	75105	-	-	-	-	-	70
Radio Mechanic, General . . . . .	75401	-	(53) 2,161	-	(334) 3,402	-	(354) 3,348
ANG Radio Apprentice . . . . .	75402	-	-	-	-	-	24
Radio Operator, General (Kessler) . . . . .	76601	-	(5) 120	-	(271) 4,020	-	-
Radio Operator, General (Scott) . . . . .	76602	-	(22) 1,183	-	-	-	(200) 2,291
ANG Airman, Radio Operator . . . . .	76603	-	-	-	-	-	21
Radio Mechanic, Ground . . . . .	77501	-	(4) 377	-	(22) 1,015	-	(18) 757
Special Training GCA . . . . .	77502	-	3	-	-	-	-
Radio Equipment Operator Techn . . . . .	78000	-	-	-	12	-	24
Rawinonde Technician (Kessler) . . . . .	78201	-	-	-	-	-	25
" " (Chamute) . . . . .	78202	-	21	-	42	-	(2) 57
" " (Scott) . . . . .	78203	-	35	-	(2) 97	-	28
AN/GMD-1 Equipment . . . . .	78201	-	-	-	-	-	7
Weather Observer . . . . .	78400	-	(20) 442	-	(62) 453	-	(18) 459
Weather Forecaster . . . . .	78700	-	59	-	122	-	70
Radar Observer, RCM . . . . .	78880	12	-	14	-	(1) 12	-
Radar Observer, ECM . . . . .	78881	-	-	13	-	(1) 155	-
Weather Equipment Technician . . . . .	79002	-	26	-	-	-	-
Special Training Radio Operator . . . . .	79900	-	-	-	-	-	72
Cryptographic Technician . . . . .	80500	1	5	-	17	-	97
Cost and Analysis Technician . . . . .	81400	-	-	-	-	-	(2) 44

TABLE 74.-- TECHNICAL TRAINING OF USAF PERSONNEL BY AIR TRAINING COMMAND (Continued)

(Figures in parentheses indicate Negro personnel and are also included in the totals. Course numbers are listed only where personnel were reported. This table excludes SCARWAF personnel.)

Type of Training	Course Number	June 1949		December 1949		June 1950	
		Officer	Enlisted	Officer	Enlisted	Officer	Enlisted
Under Instruction - Continued							
Weather Engr and Survey Officer . . .	82051	-	-	12	-	24	-
Weather Engr and Survey Off, (Chamute)	82053	-	-	-	-	13	-
Weather Officer . . . . .	82191	(2) 112	-	(4) 76	-	-	-
High Altitude Forecaster . . . . .	82197	26	-	18	12	22	10
Supply Technician . . . . .	82600	-	80	-	(142) 940	-	(80) 818
Aerial Photographic Officer . . . . .	85020	8	-	-	-	(1) 41	-
Photo Radar Interpretation Officer . . . . .	85031	(1) 65	-	96	-	(2) 44	-
Special Training AN/AFG 28 . . . . .	850K1	-	-	-	-	-	5
Radar Mechanic, General . . . . .	86752	-	(4) 448	-	-	-	-
Radar Mechanic Equipment . . . . .	86753	-	(2) 323	-	(18) 1,074	-	(50) 2,355
Radar System Checker Q 24 . . . . .	86754	-	-	-	15	-	(9) 422
Chemical Technician . . . . .	87001	-	21	-	-	-	-
Special Training Chemical Tech . . . . .	870K1	-	24	-	-	-	-
Special Facsimile Transition . . . . .	89420	-	11	-	12	-	14
Special Vehicle Operator . . . . .	93201	-	-	-	(21) 202	-	(12) 86
Aerial Photographer . . . . .	94000	-	21	-	24	-	12
Aircraft Crash Rescue Officer . . . . .	94010	(1) 25	-	-	-	-	-
Rawinsonde Operator . . . . .	94200	-	56	-	81	-	32
Photo Interpretation Technician . . . . .	94600	-	15	-	2	-	-
Air Intelligence Officer . . . . .	95000	150	-	66	-	11	-
Radar Repairman, Rptg Equip CPS-3 . . . . .	95302	-	19	-	-	-	-
" " " " CPS-4 . . . . .	95303	-	19	-	-	-	-
" " " " CPS-5 . . . . .	95304	-	28	-	-	-	-
Radar Reporting Equip TPS-1B and 10A . . . . .	95305	-	68	-	-	-	-
Radar Repairman, GCA . . . . .	95307	1	49	-	28	-	62
Radar Repairman, Airborne Equip . . . . .	95507	-	30	-	-	-	70
Special Training APS-23 . . . . .	95512	-	-	-	-	23	3
System Analyst Q 24 . . . . .	95524	-	-	-	-	4	28
AN/AFQ-24, Special Training . . . . .	955C1	11	5	-	-	-	-
Remote Control Turret Mechanic . . . . .	96002	-	309	-	(10) 649	-	(17) 318
Special Training B-36 . . . . .	960L1	-	-	-	7	-	-
Turbo Supercharger Repairman . . . . .	96401	-	-	-	8	-	(1) 9
Synthetic Trainer Mech (Fly and Land) . . . . .	96906	-	22	-	(1) 24	-	5
Special Training AWT-18 . . . . .	969C1	-	-	-	-	-	8
Rotary Wing Mechanic . . . . .	99500	-	23	-	17	-	25
Helicopter Maintenance . . . . .	995S2	-	8	-	-	-	-
Air Traffic Service Technician . . . . .	99600	-	-	-	10	-	21
Attrition							
		January through June 1949		July through December 1949		January through June 1950	
Type of Training	Course Number	Officer	Enlisted	Officer	Enlisted	Officer	Enlisted
Attrition							
<u>Total</u>		<u>121</u>	<u>(81) 2,537</u>	<u>(2) 137</u>	<u>(129) 3,720</u>	<u>(4) 211</u>	<u>(297) 5,299</u>
Ground Radar . . . . .	0110K	-	-	-	-	-	1
Acft Warning Reporting Equip CPS-1 . . . . .	01102	10	-	1	-	-	-
Acft Warning Reporting Equip CPS-4 . . . . .	01103	5	-	-	-	-	-
Acft Warning Reporting Equip CPS-5 . . . . .	01104	13	-	-	-	-	-
Acft Warning Off TPS-1B and 10A . . . . .	01105	24	-	1	-	-	-
Acft Warning Off, General . . . . .	01106	5	-	(2) 52	-	(1) 78	-
Diesel Mechanic . . . . .	01300	-	3	-	-	-	-
Auto Equipment Technician . . . . .	01404	-	(9) 65	-	64	-	(5) 51
Electronics Officer . . . . .	01410	6	-	20	-	(2) 27	-
Communications Officer . . . . .	02000	9	-	11	-	32	-
Cable Splicer . . . . .	03900	-	(2) 4	-	1	-	-
Installer Cableman . . . . .	03901	-	-	-	(2) 21	-	(3) 21
Carpenter . . . . .	05000	-	11	-	-	-	-
Radar Observer, Night Fighter . . . . .	05200	-	-	2	-	1	-
Construction Technician . . . . .	05900	-	1	-	-	-	-
Draftsman, General . . . . .	07001	-	(5) 31	-	-	-	-
Electrician . . . . .	07800	-	6	-	1	-	-
Engineman, Operating . . . . .	08100	-	4	-	1	-	-

TABLE 74.-- TECHNICAL TRAINING OF USAF PERSONNEL BY AIR TRAINING COMMAND (Continued)

(Figures in parentheses indicate Negro Personnel and are also included in the totals. Course numbers are listed only where personnel were reported. This table excludes SCARWAF personnel.)

Type of Training	Course Number	January through June 1949		July through December 1949		January through June 1950	
		Officer	Enlisted	Officer	Enlisted	Officer	Enlisted
Attrition - Continued							
Transportation Officer . . . . .	09130	-	-	-	-	2	-
Installer-Repairman, Tel and Tel . . . . .	09700	-	6	-	-	-	-
Special Photo Interpretation Tech . . . . .	10000	-	28	-	12	-	-
Machinist . . . . .	11400	-	24	-	5	(5)	18
Firefighter and Crash Rescuer . . . . .	13831	-	6	-	(1) 9	-	-
Firefighter Rescue Instructor . . . . .	13832	-	-	-	-	-	2
Photographer . . . . .	15201	-	(1) 27	-	32	(2)	21
Plumber . . . . .	16400	-	2	-	-	-	-
Powerman . . . . .	16600	-	3	-	38	(7)	63
Repeaterman, Tel and Tel . . . . .	18700	-	12	-	2	-	-
Sheet Metal Worker . . . . .	20100	-	2	-	1	-	-
Statistical Clerk . . . . .	21210	-	2	-	13	-	12
Stenographer . . . . .	21300	-	(2) 31	-	(2) 34	(4)	23
Classification and Assignment Officer . . . . .	22101	-	-	1	-	2	-
Classification and Assignment Officer . . . . .	22103	-	-	-	-	1	-
Surveyor, General . . . . .	22701	-	(1) 2	-	-	-	-
Teletype Operator . . . . .	23700	-	-	-	(1) 15	(10)	75
Teletype Mechanic . . . . .	23900	-	(5) 23	-	(5) 48	(7)	60
Welder and Blacksmith, General . . . . .	25601	-	(3) 8	-	1	-	-
Budget and Fiscal Cost Clerk . . . . .	26400	-	4	-	3	(1)	4
Cost Accounting Course . . . . .	26801	-	1	-	-	-	-
Classification Specialist . . . . .	27501	-	-	-	-	-	1
Construction Equipment Mechanic . . . . .	31900	-	2	-	-	-	-
Refrigeration Mechanic . . . . .	32200	-	(1) 1	-	-	-	-
Asphalt Plant Rock Crusher . . . . .	35901	-	1	-	-	-	-
Crawler Tractor Operator . . . . .	35902	-	2	-	-	-	-
Power Shovel Operator . . . . .	35903	-	3	-	1	-	-
Road Grader Operator . . . . .	35904	-	3	-	1	-	-
Miscellaneous Equipment Operator . . . . .	35906	-	5	-	1	-	-
Supply Officer, General . . . . .	40000	2	-	8	-	4	-
Special Supply Officer . . . . .	40000	1	-	-	-	-	-
Tabulating Machine Operator . . . . .	40001	-	(1) 7	-	(4) 19	-	7
Clark Typist . . . . .	40500	-	(3) 215	-	(13) 193	(11)	115
Armament Officer . . . . .	45141	1	-	2	-	8	-
Armament Officer, Reserve . . . . .	45142	-	-	-	-	1	-
Special Armament Staff Officer . . . . .	45900	-	-	3	-	-	-
Auto Maint and Repair Officer . . . . .	48050	1	-	-	-	3	-
Aircraft Maintenance Officer . . . . .	48230	3	-	2	-	8	-
Administrative Specialist . . . . .	50200	-	-	-	6	-	8
Primary Armament Technician . . . . .	50501	-	52	-	48	(1)	33
Radar Operator . . . . .	51400	-	-	-	2	-	32
Airplane Hydraulic Mechanic . . . . .	52800	-	22	-	(1) 20	(1)	25
Airplane Hydraulic Mechanic, Reserve . . . . .	52809	-	-	-	-	-	10
Fabric and Dope Mechanic . . . . .	54800	-	6	-	4	-	7
Airplane Woodworker . . . . .	55000	-	(1) 4	-	(1) 5	-	2
Control Tower Operator . . . . .	55200	-	35	-	(6) 109	(3)	84
Airplane Sheet Metal Worker . . . . .	55500	-	(3) 49	-	(10) 99	(24)	115
Aircraft Approach Controller, GCA . . . . .	56100	-	-	-	-	-	7
Aircraft Welder . . . . .	57300	-	(2) 10	-	10	(4)	11
Bombsight and Gunsight Technician . . . . .	57401	-	3	-	3	-	6
Remote Control Turret Repairman . . . . .	57501	-	6	-	-	-	-
Personal Equipment Technician . . . . .	59400	-	1	-	10	(6)	20
Aircraft Maintenance Fundamentals . . . . .	60000	-	(2) 54	-	(9) 277	(5)	125
Parachute Rigger Repairman . . . . .	62000	-	10	-	-	-	-
Finance Technical Clerk . . . . .	62200	-	(1) 13	-	(1) 11	(1)	13
Budget and Fiscal Officer . . . . .	63020	-	-	3	-	3	-
Intelligence Specialist . . . . .	63100	-	1	-	5	-	1
Statistical Control Officer . . . . .	64020	-	-	2	-	-	-
Tel and Tel Equipment Repairman . . . . .	64600	-	4	-	(1) 2	-	-
Wire Mechanic, General . . . . .	64602	-	-	-	21	(3)	67
Radio Repairman, Aircraft Equipment . . . . .	64701	-	(1) 26	-	(2) 14	(1)	51
Radio Repairman, Ground Equipment . . . . .	64801	-	(1) 13	-	10	(2)	21
Airplane Power Plant Mechanic V1650 . . . . .	68405	-	2	-	-	-	-
" " " " V1710 . . . . .	68406	-	-	-	1	-	-
" " " " R3350 . . . . .	68410	-	14	-	18	(1)	9
" " " " R2000 . . . . .	68413	-	2	-	2	-	3
" " " " R2800 . . . . .	68414	-	3	-	5	-	6
" " " " R4360 . . . . .	68416	-	16	-	(1) 8	(3)	25

TABLE 74.-- TECHNICAL TRAINING OF USAF PERSONNEL BY AIR TRAINING COMMAND (Continued)

(Figures in parentheses indicate Negro Personnel and are also included in the totals. Course numbers are listed only where personnel were reported. This table excludes SCARNAF personnel.)

Type of Training	Course Number	January through June 1949		July through December 1949		January through June 1950	
		Officer	Enlisted	Officer	Enlisted	Officer	Enlisted
		Attrition - Continued					
Airplane Power Plant Mech Jet . . . . .	68421	-	3	-	2	-	-
" " " " Reserve . . . . .	68422	-	3	-	-	-	1
" " " " Sp Jet EngJ35 . . . . .	68425	-	-	-	-	-	2
" " " " Sp Jet EngJ47 . . . . .	68427	-	-	-	-	-	1
" " " " R3360 BSC . . . . .	68430	-	3	-	-	-	-
Airplane Pwr Plant Mech Cl6 R2000 BSC . . . . .	68433	-	1	-	-	-	-
" " " " Cl6 R2800 BSC . . . . .	68434	-	2	-	-	-	-
" " " " Cl6 R4360 BSC . . . . .	68436	-	1	-	-	-	-
Airplane Power Plant Mech Sp Training . . . . .	684C2	-	-	-	2	-	-
Special Training J35 . . . . .	684C3	-	-	-	1	-	-
Special Training J47 . . . . .	684C4	-	-	-	-	-	4
Airplane Electrical Mechanic . . . . .	68500	-	14	-	18	-	(1) 23
Airplane Electrical Mechanic BSC . . . . .	68501	-	1	-	-	-	-
AC Electrical System . . . . .	68512	-	10	-	-	-	2
Airplane Electrical Mechanic, Reserve . . . . .	68413	-	-	-	-	-	4
Airplane Instrument Mechanic . . . . .	68600	-	32	-	11	-	(3) 33
Airplane Instr Mech Cl Auto Pilot . . . . .	68601	-	3	-	2	-	-
F-1 and F-2 Automatic Pilot . . . . .	68608	-	1	-	-	-	-
Airplane Instrument Mechanic, Reserve . . . . .	68616	-	-	-	-	-	1
Special Training J-1 and J-2 . . . . .	686C2	-	-	-	-	2	5
Airplane Propeller Mechanic . . . . .	68700	-	11	-	21	-	41
Airplane Propeller Mechanic, Reserve . . . . .	68720	-	-	-	-	-	5
Water Supply Technician . . . . .	72700	-	2	-	-	-	-
Air Force Chemical Officer . . . . .	73143	1	-	-	-	-	-
Miscellaneous . . . . .	73144	31	33	17	35	24	25
Miscellaneous . . . . .	73148	-	-	-	-	-	7
Radiological Defense Airman . . . . .	73149	-	-	-	-	-	5
Flight Engineer, Ground Phase . . . . .	73700	-	11	-	46	-	52
Airplane and Eng Mech, Conventional . . . . .	74710	-	(11) 305	-	(1) 167	-	-
" " " " Jet Types . . . . .	74720	-	335	-	4	-	-
" " " " General . . . . .	74740	-	(1) 16	-	(30) 320	-	(55) 1,235
C-46 Special Course . . . . .	74784	-	-	-	4	-	-
Heat Ventilator Pressure . . . . .	747C4	-	-	-	-	-	1
Technical Instructor (Chanute) . . . . .	75100	-	-	-	-	-	4
" " (Kessler) . . . . .	75101	-	-	-	-	-	2
" " (Scott) . . . . .	75103	-	-	-	-	1	1
" " (Sheppard) . . . . .	75104	-	-	-	-	-	7
" " (Pt Warren) . . . . .	75105	-	-	-	-	-	4
Radio Mechanic, General . . . . .	75401	-	(14) 288	-	(7) 388	-	(51) 777
Radio Mechanic, Trans ARN6 . . . . .	75420	-	1	-	-	-	-
Radio Operator, General . . . . .	76601	-	(5) 136	-	(9) 458	-	(19) 749
Radio Mechanic, Ground . . . . .	77501	-	(2) 25	-	(2) 303	-	143
Radio Equipment Operator Technician . . . . .	78000	-	-	-	-	-	1
Rawinsonde Technician . . . . .	78201	-	-	-	-	-	1
Rawinsonde Technician . . . . .	78202	-	-	-	3	-	14
Rawinsonde Technician . . . . .	78203	-	-	-	-	-	4
AM/GMC/1 Equipment . . . . .	782C1	-	-	-	-	-	2
Weather Observer . . . . .	78400	-	(3) 135	-	(15) 194	-	(42) 223
Weather Forecaster . . . . .	78700	-	9	-	10	1	9
Radar Observer, RCM . . . . .	78880	2	-	2	-	2	-
Radar Observer, ECM . . . . .	78881	-	-	-	-	2	-
Weather Equipment Technician . . . . .	79002	-	4	-	2	-	-
Cryptographic Technician . . . . .	80500	-	-	-	3	-	1
Weather Engr and Survey Off (Kessler) . . . . .	82051	-	-	-	-	1	-
Weather Officer . . . . .	82191	3	-	3	-	(1)2	-
Weather Officer, Advanced . . . . .	82196	1	-	-	-	-	-
High Altitude Forecaster . . . . .	82197	1	-	1	-	-	1
Supply Technician . . . . .	82600	-	-	-	7	-	(5) 62
Aerial Photographic Officer, Reserve . . . . .	85022	-	-	-	-	1	-
Photo Radar Interpretation Officer . . . . .	85031	1	-	2	-	4	-
Radar Mechanic, General . . . . .	86752	-	(1) 165	-	90	-	-
Radar Mechanic Equipment . . . . .	86753	-	16	-	(4) 229	-	(3) 492
Radar System Checker Q 24 . . . . .	86754	-	-	-	-	-	25
Chemical Technician . . . . .	87001	-	7	-	6	-	-
Special Facsimile Transition . . . . .	89420	-	1	-	2	-	1
Special Vehicle Operator . . . . .	93201	-	-	-	4	-	(4) 35
Aerial Photographer . . . . .	94000	-	3	-	1	-	(2) 7
Aircraft Crash Rescue Officer . . . . .	94010	-	-	1	-	-	-
Rawinsonde Operator . . . . .	94200	-	11	-	-	-	5
Rawinsonde Technician . . . . .	94202	-	2	-	(1) 4	-	-

TABLE 74.-- TECHNICAL TRAINING OF USAF PERSONNEL BY AIR TRAINING COMMAND (Continued)

(Figures in parentheses indicate Negro personnel and are also included in the totals. Course numbers are listed only where personnel were reported. This table excludes SCARWAF personnel.)

Type of Training	Course Number	January through June 1949		July through December 1949		January through June 1950	
		Officer	Enlisted	Officer	Enlisted	Officer	Enlisted
		Attrition - Continued					
Bawinonde Technician . . . . .	94203	-	1	-	-	-	-
Photo Interpretation Tech . . . . .	94600	-	-	-	4	-	2
Air Intelligence Officer . . . . .	95000	1	-	3	-	1	-
Radar Repairman, Rptg Equip CPS-1	95302	-	13	-	7	-	-
" " " " " 4	95303	-	6	-	13	-	-
" " " " " 5	95304	-	7	-	18	-	-
Radar Rptg Equip TPS-1B and 10A . . . . .	95305	-	9	-	31	-	-
Radar Repairman, GCA . . . . .	95307	-	4	-	7	-	9
Radar Repairman, Airborne Equip . . . . .	95507	-	4	-	-	-	11
Special Training APQ-24 . . . . .	95501	-	1	-	-	-	-
System Analyst Q 24 . . . . .	95524	-	-	-	-	-	5
AN/APQ 24, Special Training . . . . .	95501	-	-	-	-	-	-
Remote Control Turret Mechanic . . . . .	96002	-	4	-	85	-	(2) 89
Airplane Turbo Supercharger Rep'man . . . . .	96401	-	-	-	-	-	1
Synthetic Trn Mech (Fly and Land) . . . . .	96906	-	5	-	2	-	2
Rotary Wing Mechanic . . . . .	99500	-	2	-	2	-	2
Air Traffic Service Technician . . . . .	99600	-	-	-	2	-	6

Type of Training	Course Number	January through June 1949		July through December 1949		January through June 1950	
		Officer	Enlisted	Officer	Enlisted	Officer	Enlisted
		Graduates					
<b>Total</b>		<u>1,574</u> (18) 9	<u>20,545</u> (274)	<u>1,943</u> (7) 7	<u>23,594</u> (559)	<u>2,592</u> (30) 7	<u>29,044</u> (2,160)
Ground Radar . . . . .	0110K	-	-	-	-	-	20
Acft Warning Rptg Equip CPS-1 . . . . .	01102	7	-	9	-	-	-
" " " " CPS-4 . . . . .	01103	10	-	5	-	-	-
" " " " CPS-5 . . . . .	01104	(1) 26	-	(1) 6	-	-	-
Acft Warning Off TPS-1B and 10A . . . . .	01105	12	-	3	-	-	-
Acft Warning Off, General . . . . .	01106	-	-	(1) 62	-	(11) 195	-
Diesel Mechanic . . . . .	01300	-	(2) 87	-	-	-	-
Auto Equipment Technician . . . . .	01404	-	(63) 986	-	(12) 955	-	(46) 478
Electronics Officer . . . . .	01410	82	-	(2) 65	-	(4) 160	-
Communications Officer . . . . .	02000	182	-	195	-	(8) 197	-
Cable Splicer . . . . .	03900	-	(3) 20	-	(2) 26	-	-
Installer Cableman . . . . .	03901	-	-	-	50	-	(6) 120
Carpenter . . . . .	05000	-	(1) 203	-	-	-	-
Radar Observer, Night Fighter . . . . .	05200	(1) 43	-	(1) 18	-	10	-
Construction Technician . . . . .	05900	-	5	-	-	-	-
Draftsman, General . . . . .	07001	-	(3) 201	-	-	-	-
Electrician . . . . .	07800	-	(4) 162	-	-	-	-
Engineer, Operating . . . . .	08100	-	78	-	-	-	-
Transportation Officer . . . . .	09130	48	-	52	-	(2) 65	-
Transportation Officer, Reserve . . . . .	09131	-	-	-	-	(1) 41	-
Installer-Repairman, Tel and Tel . . . . .	09700	-	(3) 34	-	(1) 6	-	-
Spec Photo Interpretation Tech . . . . .	10000	-	73	-	95	-	-
Photolithographer . . . . .	10700	-	9	-	-	-	-
Machinist . . . . .	11400	-	(2) 117	-	(3) 142	-	(11) 83
Firefighter and Crash Rescueman . . . . .	13831	1	(14) 224	2	(5) 236	-	-
Firefighter Rescues Instructor . . . . .	13832	-	-	-	38	-	(3) 109
Photographer . . . . .	15201	-	(11) 549	-	(6) 441	-	(11) 188
Plumber . . . . .	16400	-	86	-	-	-	-
Powerman . . . . .	16600	-	(2) 74	-	(7) 305	-	(24) 552
Repeater, Tel and Tel . . . . .	18700	-	74	-	35	-	-
Sheet Metal Worker . . . . .	20100	-	(3) 58	-	-	-	-
Statistical Clerk . . . . .	21210	-	38	-	148	-	(3) 181
Stenographer . . . . .	21300	-	(9) 216	-	(3) 114	-	(6) 53
Classification and Asgmt Officer . . . . .	22101	-	-	190	-	44	-
Class and Asgmt Officer, Reserve . . . . .	22102	-	-	-	-	73	-

TABLE 74.-- TECHNICAL TRAINING OF USAF PERSONNEL BY AIR TRAINING COMMAND (Continued)

(Figures in parentheses indicate Negro personnel and are also included in the totals. Course numbers are listed only where personnel were reported. This table excludes SCARWAF personnel.)

Type of Training	Course Number	January through June 1949		July through December 1949		January through June 1950	
		Officer	Enlisted	Officer	Enlisted	Officer	Enlisted
		Graduates - Continued					
Classification and Asgmt Officer . . .	22103	-	-	-	-	37	-
Surveyor, General . . . . .	22701	3	23	-	-	-	-
Teletype Operator . . . . .	23700	-	-	-	(15) 200	-	(226) 1,403
Teletype Mechanic . . . . .	23900	-	(13) 143	-	(5) 168	-	(21) 276
Machine Records Officer . . . . .	24010	-	-	19	-	16	-
Welder and Blacksmith, General . . . .	25601	-	(4) 105	-	-	-	-
Budget and Fiscal Cost Clerk . . . . .	26800	-	(1) 52	1	(1) 87	-	33
Cost Accounting Course . . . . .	26801	-	-	-	-	-	-
Key Punch Machine Operator . . . . .	27201	-	-	-	14	-	(1) 20
Classification Specialist . . . . .	27501	-	-	2	(3) 473	-	(4) 40
Construction Equipment Mechanic . . . .	31900	-	(2) 27	-	-	-	-
Refrigeration Mechanic . . . . .	32200	-	20	-	-	-	-
Asphalt Plant Rock Crusher . . . . .	35901	-	47	-	-	-	-
Crawler Tractor Operator . . . . .	35902	-	58	-	-	-	-
Power Shovel Operator . . . . .	35903	-	47	-	-	-	-
Road Grader Operator . . . . .	35904	-	(1) 44	-	-	-	-
Miscellaneous Equipment Operator . . . .	35906	-	(2) 59	-	(1) 17	-	-
Supply Officer, General . . . . .	40000	103	-	238	10	(1) 213	-
Tabulating Machine Operator . . . . .	40001	-	99	-	(11) 147	-	(14) 135
Supply Officer, Reserve . . . . .	40002	-	-	-	-	34	-
Special Supply Officer . . . . .	40000	13	-	-	-	-	-
Clark Typist . . . . .	40500	-	(46) 3,581	-	(164) 2,483	-	(200) 1,216
Armament Officer . . . . .	45141	(1) 50	-	56	-	63	-
Armament Officer, Reserve . . . . .	45142	-	-	-	-	53	-
Special Armament Staff Officer . . . . .	45900	-	-	15	-	47	-
Auto Maint and Repair Officer . . . . .	48050	(1) 16	-	33	-	29	-
Auto Maint and Repair Officer, Reserve . .	48051	-	-	-	-	33	-
Aircraft Maintenance Officer . . . . .	48230	(8) 109	-	107	-	70	-
Airplane Maintenance Refresher . . . . .	48233	25	-	-	-	-	-
Aircraft Maint Officer, Reserve . . . . .	48238	-	-	-	-	101	-
Administrative Specialist . . . . .	50200	-	(2) 80	-	(26) 517	-	(34) 472
Primary Armament Technician . . . . .	50501	-	(7) 1,468	-	637	-	(25) 204
Primary Armament Technician, Reserve . . .	50502	-	-	-	-	-	22
Radar Operator . . . . .	51400	-	-	-	(9) 279	-	(112) 1,744
Airplane Hydraulic Mechanic . . . . .	52800	-	(2) 145	-	(8) 254	-	(5) 228
Airplane Hydraulic Mechanic, Reserve . . . .	52809	-	-	-	-	-	18
Fabric and Dope Mechanic . . . . .	54800	-	91	-	(15) 181	-	(8) 88
Airplane Woodworker . . . . .	55000	-	(3) 76	-	(3) 56	-	(4) 28
Control Tower Operator . . . . .	55200	-	(6) 613	-	(15) 538	-	(13) 495
Control Tower Operator, Reserve . . . . .	55201	-	-	-	-	-	1
Airplane Sheet Metal Worker . . . . .	55500	-	(6) 320	-	(24) 420	-	(44) 405
Aircraft Approach Controller, GCA . . . .	56100	-	-	-	19	-	123
Aircraft Welder . . . . .	57300	-	(8) 126	-	(5) 105	-	(7) 52
Bombsight and Gunsight Technician . . . .	57401	-	(3) 39	-	81	-	103
Remote Control Turret Repairman . . . . .	57501	1	38	-	-	-	-
Personal Equipment Technician . . . . .	59400	-	-	23	(26) 237	-	(14) 151
Personal Equipment Tech Refresher . . . . .	59401	-	28	-	-	-	-
Aircraft Maintenance Fundamentals . . . . .	60000	-	709	-	(68) 2,657	-	(92) 1,254
Parachute Rigger Repairman . . . . .	62000	-	(2) 144	-	-	-	-
Finance Technical Clerk . . . . .	62200	-	(1) 88	-	(4) 137	-	(4) 121
Budget and Fiscal Officer . . . . .	63020	89	-	31	-	42	-
Budget and Fiscal Officer, Reserve . . . . .	63021	-	-	-	-	61	-
Intelligence Specialist . . . . .	63100	-	(1) 75	-	133	-	(1) 118
Statistical Control Officer . . . . .	64020	(1) 49	-	39	-	25	-
Statistical Control Officer, Reserve . . . .	64021	-	-	-	-	60	-
Tel and Tel Equipment Repairman . . . . .	64600	-	(1) 45	-	44	-	-
Wire Mechanic, General . . . . .	64602	-	-	-	-	-	(13) 244
Radio Repairman, Acft Equipment . . . . .	64701	-	(1) 59	-	(2) 31	-	(1) 44
Radio Repairman, Ground Equipment . . . .	64801	-	89	-	45	-	(1) 46
Airplane Power Plant Mech V1650 . . . . .	68405	-	17	-	26	-	27
" " " " V1710 . . . . .	68406	-	16	-	29	-	29
" " " " R3350 . . . . .	68410	-	(1) 277	-	(7) 684	-	(13) 317
" " " " R2000 . . . . .	68413	-	(1) 62	-	(14) 272	-	(2) 111
" " " " R2800 . . . . .	68414	-	(1) 119	-	(2) 229	-	(1) 89
" " " " RA960 . . . . .	68416	-	141	-	(6) 442	-	(17) 573
" " " " Jet . . . . .	68421	1	(1) 79	-	(1) 140	1	(4) 62
" " " " Reserve . . . . .	68422	-	-	-	-	-	30

TABLE 74.-- TECHNICAL TRAINING OF LSAF PERSONNEL BY AIR TRAINING COMMAND (Continued)

(Figures in parentheses indicate Negro personnel and are also included in the totals. Course numbers are listed only where personnel were reported. This table excludes SCARWAF personnel.)

Type of Training	Course Number	January through June 1949		July through December 1949		January through June 1950	
		Officer	Enlisted	Officer	Enlisted	Officer	Enlisted
Graduates - Continued							
Ap Pwr Plant Mech Sp Jet Eng J33 . . .	68423	-	-	-	-	-	(1) 80
" " " " " " " J35 . . .	68425	-	-	-	-	-	(5) 79
" " " " " " " J47 . . .	68427	-	-	-	-	-	(1) 60
" " " " " R3360 BSC . . .	68430	-	9	-	-	-	-
" " " " " C16 R2000 BSC . . .	68433	2	8	-	30	-	-
" " " " " C16 R2800 BSC . . .	68434	1	-	-	14	-	-
Special Training J-47 . . .	68434	-	-	-	-	-	(2) 39
Airplane Electrical Mechanic . . .	68500	-	(1) 483	-	(2) 590	-	(11) 349
AC Electrical System . . .	68512	-	15	-	44	-	79
Airplane Electrical Mechanic, Reserve	68513	-	-	-	-	-	22
Airplane Instrument Mechanic . . .	68600	-	(5) 350	-	(2) 344	-	(4) 353
Airplane Instr Mech C1 Auto Pilot . . .	68601	-	14	-	4	-	(1) 5
F-1 and F-2 Automatic Pilot . . .	68602	-	7	-	1	-	2
Instructor E4 Automatic Pilot . . .	68604	8	16	-	3	-	9
Instructor E6 Automatic Pilot . . .	68605	-	2	-	3	-	3
Airplane Instrument Mechanic, Reserve	68616	-	-	-	-	-	19
Fluxgate Compass . . .	686C1	-	-	-	-	-	5
Special Training J-1 and J-2 . . .	686C2	-	-	-	-	102	46
Airplane Propeller Mechanic . . .	68700	-	(3) 172	-	(1) 278	-	(14) 252
Airplane Propeller Mechanic, Reserve	68720	-	-	-	-	-	11
Curtiss Electric Propeller . . .	687C1	-	7	-	-	-	-
Water Supply Technician . . .	72700	-	20	-	-	-	-
Career Guidance . . .	73100	-	-	-	-	-	(9) 196
Air Force Chemical Officer . . .	731A3	8	-	7	-	-	-
Miscellaneous . . .	731A4	267	103	327	94	213	84
Radiological Defense Officer . . .	731A5	(1) 41	-	41	24	48	-
Radiological Defense Officer, Reserve	731A7	-	-	-	-	28	26
Flight Engineer, Ground Phase . . .	73700	-	120	-	165	-	302
Cruise Control Weight and Balance . . .	737C1	-	6	-	-	-	-
Airplane and Eng Mech, Conventional	74710	9	(51) 2,185	-	(15) 2,383	-	-
" " " " " Jet Types . . .	74720	-	(14) 776	-	-	-	-
" " " " " F-80C Trans. . .	74721	2	16	-	(2) 34	-	-
" " " " " B-36 . . .	74736	-	-	-	145	-	224
" " " " " General . . .	74740	-	-	-	-	-	(309) 4,771
" " " " " Reserve . . .	74741	-	-	-	-	-	39
" " " " " ANG . . .	747NG	-	-	-	-	-	81
F-84 Jet Training . . .	747S1	-	-	-	22	-	-
G-46 Special Course . . .	747S4	-	-	13	120	-	(1) 37
Special Training L-13 . . .	747S5	-	-	1	3	-	-
Airplane and Eng Mechanic, C-82 . . .	750K1	3	18	-	-	-	-
Technical Instructor (Chanute) . . .	75100	-	-	-	-	-	69
" " (Keesler) . . .	75101	-	-	-	-	6	104
" " (Lowry) . . .	75102	-	-	-	-	-	9
" " (Scott) . . .	75103	-	-	-	-	5	45
" " (Sheppard) . . .	75104	-	-	-	-	-	87
" " (Ft Warren) . . .	75105	-	-	-	-	-	49
Radio Mechanic, General . . .	75401	-	(33) 908	-	(20) 1,182	-	(128) 1,659
Radio Mechanic, Trans ARN6 . . .	75420	-	14	-	-	-	-
Radio Operator, General (Keesler) . . .	76601	-	(21) 753	-	(14) 812	-	(111) 2,138
Radio Mechanic, Ground . . .	77501	-	-	-	25	1	(6) 477
Radio Equip Operator Technician . . .	78000	-	-	-	20	-	22
Rawinsonde Technician (Chanute) . . .	78202	-	-	-	105	-	75
Rawinsonde Technician (Scott) . . .	78203	-	-	-	-	-	(2) 107
AN/GMD-1 Equipment . . .	782C1	-	-	-	-	-	16
Weather Observer . . .	78400	-	(3) 593	-	(18) 637	-	(43) 487
Weather Observer, Reserve . . .	78401	-	-	-	-	-	6
Weather Forecaster . . .	78700	-	75	-	55	-	113
Radar Observer, RCM . . .	78880	27	1	27	1	31	-
Weather Equipment Technician . . .	79002	-	(2) 33	-	24	-	-
Cryptographic Technician . . .	80500	-	5	1	34	-	(3) 143
Weather Engr and Survey Off (Keesler)	82051	-	-	-	-	11	-
" " " " (Keesler) . . .	82052	-	-	-	-	11	-
" " " " (Chanute) . . .	82053	(1) 24	-	-	-	-	-
Weather Officer . . .	82191	(1) 130	-	33	-	(3) 74	-
Weather Officer, Advanced . . .	82196	15	-	-	-	-	-
High Altitude Forecaster . . .	82197	29	-	42	10	38	-
Supply Technician . . .	82600	-	-	-	(9) 690	-	(430) 2,171
Supply Technician, Reserve . . .	82601	-	-	-	-	-	55

TABLE 74.-- TECHNICAL TRAINING OF USAF PERSONNEL BY AIR TRAINING COMMAND (Continued)

(Figures in parentheses indicate Negro personnel and are also included in the totals. Course numbers are listed only where personnel were reported. This table excludes SCARNAF personnel.)

Type of Training	Course Number	January through June 1949		July through December 1949		January through June 1950	
		Officer	Enlisted	Officer	Enlisted	Officer	Enlisted
		Graduates - Continued					
Aerial Photographic Officer . . . . .	85020	11	-	8	-	-	-
Aerial Photographic Officer, Reserve. . . . .	85022	-	-	-	-	68	-
Photo Radar Interpretation Officer. . . . .	85031	18	-	(1) 64	-	137	-
Special Training AI/APG 28 . . . . .	850X1	-	-	-	-	-	11
Radar Mechanic, General . . . . .	86752	-	(5) 636	-	(1) 106	-	-
Radar Mechanic Equipment . . . . .	86753	-	-	-	192	-	(4) 406
Radar System Checker Q 24 . . . . .	86754	-	-	-	-	-	5
Chemical Technician . . . . .	87001	-	108	-	65	-	-
Special Facsimile Transition . . . . .	89420	-	96	-	95	-	92
Special Vehicle Operator . . . . .	93201	-	-	-	(1) 124	-	(60) 465
Aerial Photographer . . . . .	94000	-	24	-	27	-	32
Aircraft Crash Rescue Officer . . . . .	94010	-	-	(1) 24	-	-	-
Rawinsonde Operator . . . . .	94200	-	74	-	123	-	106
Rawinsonde Technician . . . . .	94202	-	33	-	-	-	-
Rawinsonde Technician . . . . .	94203	-	11	-	-	-	-
Rawinsonde Operator . . . . .	94201	-	-	-	-	10	38
Color Photography . . . . .	94501	-	-	-	-	-	21
Photo Interpretation Technician . . . . .	94600	-	18	-	28	-	-
Air Intelligence Officer . . . . .	95000	(2) 71	-	150	-	65	-
Air Intelligence Officer, Reserve . . . . .	95001	-	-	-	-	66	-
Special Air Intelligence . . . . .	95003	33	-	-	-	-	-
Radar Repairman, Rptg Equip CPS-1 . . . . .	95302	-	6	-	21	-	-
" " " " " 4 . . . . .	95303	-	9	-	12	-	-
" " " " " 5 . . . . .	95304	-	34	-	25	-	-
Radar Reporting Equip TPS-LB and LOA . . . . .	95305	-	51	-	51	-	-
Radar Repairman, GCA . . . . .	95307	-	-	1	57	-	33
Radar Repairman, Airborne Equipment . . . . .	95507	-	42	-	30	-	-
Special Training APS-23 . . . . .	95512	-	-	18	20	-	-
System Analyst Q 24 . . . . .	95524	-	-	-	-	1	18
AI/APQ 24, Special Training . . . . .	955C1	5	9	15	12	-	-
Remote Control Turret Mechanic . . . . .	96002	-	-	-	177	-	(20) 490
Special Training B-36 . . . . .	96011	-	-	-	6	-	(3) 29
Airplane Turbo Supercharger Repairman . . . . .	96401	-	-	-	16	-	17
Sp Tag BH-4 Turbo Superchrgr and Controls . . . . .	964G1	-	-	-	-	-	4
Synthetic Tr Mech (Flying and Landing) . . . . .	96906	-	42	-	28	-	(1) 22
Rotary Wing Mechanic . . . . .	99500	-	20	-	69	-	67
Helicopter Maintenance . . . . .	995S2	-	-	-	16	-	-
Air Traffic Service Technician . . . . .	99600	-	-	-	15	-	36

## Notes:

During the period Jan through Jun 1949 Civilians were reported as Officers though some of the courses under which they were trained are classed as Enlisted Man courses.

- a/ Includes 25 Civilians taking Officer training courses by number as follows: 2-13831; 4-22101; 1-24010; 1-26800; 2-64020; 1-80500; 8-94010; and 6-955C1.
- b/ Includes 6 Civilians taking Officer training courses by number as follows: 6-48230; and 17 Civilians taking Enlisted Man courses: 2-11400; 14-55500; and 1-59400.
- c/ Includes 7 Civilians taking Officer training courses by number as follows: 2-13833; 2-68604; 1-73145; and 2-95524; and 31 Civilians taking Enlisted Man courses by number: 6-75100; 9-75102; 5-75103; 10-75104; and 1-969C1.
- d/ Includes 1 Civilian taking Enlisted Man course, number 55500.
- e/ Includes 20 Civilians taking Officer training courses by number as follows: 1-13831; 1-57501; 3-68604; 2-73145; 9-74710; and 4-955C1.
- f/ Includes 23 Civilians taking Officer training courses by number as follows: 2-13831; 4-22101; 1-26800; 1-64020; 1-80500; 8-94010; and 6-955C1.
- g/ Includes 3 Civilians taking Officer training course, number 48230.



TABLE 75.-- TECHNICAL TRAINING OF WAF PERSONNEL BY AIR TRAINING COMMAND

(The table below includes only AF personnel and the figures are included in the totals of Table 74. Course numbers were listed only where personnel were reported. The figures in parentheses indicate Negro Personnel and are also included in the totals.)

Type of Training	Course Number	June 1949		December 1949		June 1950	
		Officer	Enlisted	Officer	Enlisted	Officer	Enlisted
		Under Instruction					
<b>Total</b>		<u>8</u> a/	<u>234</u> (4)	7	<u>494</u> (12)	4	<u>412</u> (12)
Aircraft Warning Officer, General . . . . .	01106	-	-	1	-	1	-
Communications Officer . . . . .	02000	-	-	1	-	1	-
Photographer . . . . .	15201	-	18	-	23	-	4
Statistical Clerk . . . . .	21210	-	2	-	2	-	(1) 5
Stenographer . . . . .	21300	-	(1) 7	-	7	-	2
Classification and Assignment Officer . . . . .	22101	-	-	2	-	-	-
Teletype Operator . . . . .	23700	-	-	-	(1) 69	-	(1) 34
Teletype Mechanic . . . . .	23900	-	-	-	3	-	13
Budget and Fiscal Cost Clerk . . . . .	26800	-	-	-	1	-	-
Key Punch Machine Operator . . . . .	27201	-	-	-	-	-	1
Supply Officer, General . . . . .	40000	-	-	2	-	1	-
Tabulating Machine Operator . . . . .	40001	-	(1) 13	-	33	-	(3) 27
Clerk Typist . . . . .	40500	-	59	-	(1) 24	-	(2) 17
Administrative Specialist . . . . .	50200	-	5	-	4	-	-
Radar Operator . . . . .	51400	-	-	-	-	-	1
Control Tower Operator . . . . .	55200	-	10	-	22	-	-
Personal Equipment Technician . . . . .	59400	-	9	-	(1) 7	-	19
Finance Technical Clerk . . . . .	62200	-	3	-	3	-	(1) 3
Budget and Fiscal Officer . . . . .	63020	1	-	1	-	-	-
Intelligence Specialist . . . . .	63100	-	-	-	-	-	2
Statistical Control Officer . . . . .	64020	1	-	-	-	1	-
Radio Repairman, Airborne Equip. . . . .	64701	-	-	-	-	-	1
Radio Operator, Ground Equipment . . . . .	64801	-	-	-	-	-	1
Career Guidance . . . . .	73100	-	-	-	-	-	3
Technical Instructor (Kessler) . . . . .	75101	-	-	-	-	-	2
Technical Instructor (Lowry) . . . . .	75102	-	-	-	-	-	2
Radio Mechanic, General . . . . .	75401	-	22	-	(4) 86	-	82
Radio Operator, General (Kessler) . . . . .	76601	-	9	-	(2) 106	-	105
Radio Operator, General (Scott) . . . . .	76602	-	(2) 36	-	-	-	-
Weather Observer . . . . .	78400	-	38	-	(2) 69	-	47
Weather Forecaster . . . . .	78700	-	-	-	2	-	-
Cryptographic Technician . . . . .	80500	1	1	-	1	-	2
Supply Technician . . . . .	82600	-	2	-	(1) 31	-	(4) 39
Photo Radar Interpretation Officer . . . . .	85031	2	-	-	-	-	-
Air Intelligence Officer . . . . .	95000	3	-	-	-	-	-
Synthetic Trainer Mech (Fly and Land)	96906	-	-	-	1	-	-

Type of Training	Course Number	April through June 1949		July through December 1949		January through June 1950	
		Officer	Enlisted	Officer	Enlisted	Officer	Enlisted
		Attrition					
<b>Total</b>		-	<u>4</u>	-	<u>43</u>	-	(2) <u>51</u>
Photographer . . . . .	15201	-	-	-	4	-	1
Stenographer . . . . .	21310	-	-	-	-	-	3
Teletype Operator . . . . .	23700	-	-	-	-	-	3
Tabulating Machine Operator . . . . .	40001	-	-	-	4	-	-
Clerk Typist . . . . .	40500	-	1	-	3	-	-
Control Tower Operator . . . . .	55200	-	-	-	7	-	-
Personal Equipment Technician . . . . .	59400	-	-	-	-	-	1
Radio Mechanic, General . . . . .	75401	-	-	-	4	-	(1) 13
Radio Operator, General . . . . .	76601	-	-	-	19	-	8
Weather Observer . . . . .	78400	-	3	-	2	-	17
Supply Technician . . . . .	82600	-	-	-	-	-	5

TABLE 75.-- TECHNICAL TRAINING OF WAF PERSONNEL BY AIR TRAINING COMMAND (CONTINUED)

(The table below includes only AF personnel and the figures are included in the totals of Table 74. Course numbers were listed only where personnel were reported. The figures in parentheses indicate Negro Personnel and are also included in the totals.)

Type of Training	Course Number	April through June 1949		July through December 1949		January through June 1950	
		Officer	Enlisted	Officer	Enlisted	Officer	Enlisted
		Graduates					
<u>Total</u>		<u>4</u>	<u>(2) 124</u>	<u>11</u>	<u>(11) 455</u>	<u>8</u>	<u>(29) 775</u>
Photographer . . . . .	15201	-	1	-	13	-	b/ 21
Statistical Clerk . . . . .	21210	-	-	-	3	-	2
Stenographer . . . . .	21300	-	-	-	(1) 7	-	7
Classification and Assignment Officer	22101	-	1	-	-	2	-
Classification and Asgmt Off, Reserve	22102	-	-	-	-	1	-
Teletype Operator . . . . .	23700	-	-	-	12	-	(4) 175
Teletype Mechanic . . . . .	23900	-	-	-	-	-	11
Budget, Fiscal and Cost Clerk . . . . .	26800	-	-	-	2	-	1
Key Punch Machine Operator . . . . .	27201	-	-	-	-	-	1
Classification Specialist . . . . .	27501	-	-	-	(1) 3	-	-
Supply Officer, General . . . . .	40000	-	-	2	-	2	-
Tabulating Machine Operator . . . . .	40001	-	10	-	(1) 45	-	(3) 48
Clerk Typist . . . . .	40500	-	(3) 63	-	(7) 178	-	(3) 70
Administrative Specialist . . . . .	50200	-	3	-	15	-	8
Control Tower Operator . . . . .	55200	-	(2) 14	-	33	-	22
Personal Equipment Technician . . . . .	59400	-	-	-	(1) 11	-	(1) 11
Parachute Rigger Repairman . . . . .	62000	-	(1) 13	-	-	-	-
Finance Technical Clerk . . . . .	62200	-	-	-	4	-	3
Budget and Fiscal Officer . . . . .	63020	1	-	1	-	1	-
Intelligence Specialist . . . . .	63100	-	-	-	1	-	4
Statistical Services Officer . . . . .	64020	3	-	1	-	-	-
Statistical Services Officer, Reserve	64021	-	-	-	-	1	-
Instructor E4, Automatic Pilot . . . . .	68603	-	1	-	-	-	-
Career Guidance . . . . .	73100	-	-	-	-	-	2
Technical Instructor (Charute) . . . . .	75100	-	-	-	-	-	2
Technical Instructor (Scott). . . . .	75103	-	-	-	-	-	2
Radio Mechanic, General . . . . .	75401	-	-	-	11	-	(4) 30
Radio Operator, General . . . . .	76601	-	-	-	16	-	(2) 81
Weather Observer . . . . .	78400	-	(3) 29	-	72	-	(3) 84
Weather Forecaster . . . . .	78700	-	-	-	-	-	2
Cryptographic Technician . . . . .	80500	-	-	1	2	-	2
High Altitude Forecaster . . . . .	82197	-	-	-	-	1	-
Supply Technician . . . . .	82600	-	-	-	19	-	(9) 185
Photo Interpretation Officer . . . . .	85031	-	-	2	-	-	-
Air Intelligence Officer . . . . .	95000	-	-	3	-	-	-
Synthetic Trainer Mech (Fly and Land)	96906	-	-	-	8	-	1

a/ Include 1 Civilian taking Officer training course, number 80500.

b/ Includes 2 Civilians taking Enlisted Man training course, number 75103.

TABLE 76.-- TECHNICAL TRAINING OF FOREIGN NATIONALS BY AIR TRAINING COMMAND

Type of Training	Course Number	June 1949		December 1949		June 1950	
		Officer	Enlisted	Officer	Enlisted	Officer	Enlisted
		Under Instruction					
<u>Total</u>		<u>18</u>	<u>242</u>	<u>32</u>	<u>152</u>	<u>60</u>	<u>159</u>
Auto Equipment Technician . . . . .	01404	-	-	-	1	-	-
Electronics Officer . . . . .	01410	-	-	1	-	-	-
Communications Officer . . . . .	02000	5	1	5	1	1	-
Transportation Officer . . . . .	09130	-	-	-	-	1	-
Machinist . . . . .	11400	-	2	-	-	-	-
Photographer . . . . .	15201	-	-	8	-	2	-
Powerman . . . . .	16600	-	-	-	2	-	6
Supply Officer, General . . . . .	40000	2	-	6	-	4	-
Armament Officer . . . . .	45141	2	-	2	-	-	-
Aircraft Maintenance Officer . . . . .	48230	1	-	1	-	13	-
Primary Armament Technician . . . . .	50501	-	1	-	5	3	8
Radar Operator . . . . .	51400	-	-	-	-	-	8
Airplane Hydraulic Mechanic . . . . .	52800	-	1	-	-	-	2
Control Tower Operator . . . . .	55200	-	2	-	-	-	5
Airplane Sheet Metal Worker . . . . .	55500	-	4	-	8	1	3
Aircraft Welder . . . . .	57300	-	2	-	-	-	-
Bombsight and Gunsight Technician . . . . .	57401	-	2	-	-	1	3
Aircraft Maintenance Fundamentals . . . . .	60000	-	36	-	7	-	-
Budget and Fiscal Officer . . . . .	63020	-	-	2	-	-	-
Intelligence Specialist . . . . .	63100	-	2	-	6	-	-
Statistical Control Officer . . . . .	64020	1	-	-	-	-	-
Wire Mechanic, General . . . . .	64602	-	-	-	-	-	1
Airplane Power Plant Mechanic R3350 . . . . .	68410	-	-	-	-	-	2
" " " " R2000 . . . . .	68413	-	-	-	-	-	1
" " " " R2800 . . . . .	68414	-	-	-	-	-	1
" " " " Jet . . . . .	68421	-	1	-	-	-	-
Airplane Electrical Mechanic . . . . .	68500	-	16	-	-	-	5
AC Electrical System . . . . .	68512	-	-	-	-	-	2
Airplane Instrument Mechanic . . . . .	68600	-	13	-	-	-	3
Airplane Instr Mech Cl Auto Pilot . . . . .	68601	-	-	-	-	-	2
Airplane Propeller Mechanic . . . . .	68700	-	7	-	-	2	3
Radiological Defense Officer . . . . .	73145	1	-	-	-	1	-
Airplane and Engine Mech, Conventional . . . . .	74710	-	50	-	-	-	-
" " " " Liaison . . . . .	74730	2	-	1	-	-	-
" " " " General . . . . .	74740	-	45	4	73	5	45
Radio Mechanic, General . . . . .	75401	-	49	-	44	-	12
Radio Operator, General . . . . .	76601	-	1	-	1	-	13
Radio Mechanic, Ground . . . . .	77501	-	-	-	-	-	11
Weather Observer . . . . .	78400	-	2	-	-	2	4
Weather Forecaster . . . . .	78700	-	2	-	2	18	-
Supply Technician . . . . .	82600	-	-	-	-	1	-
Aerial Photographic Officer . . . . .	85020	-	-	-	-	2	-
Radar Mechanic, Airborne Equipment . . . . .	86753	-	-	-	-	-	11
Special Vehicle Operator . . . . .	93201	-	-	-	-	-	1
Aerial Photographer . . . . .	94000	-	3	-	2	-	-
Aircraft Crash Rescue Officer . . . . .	94010	2	-	-	-	-	-
Air Intelligence Officer . . . . .	95000	2	-	2	-	-	-
Remote Control Turret Mechanic . . . . .	96002	-	-	-	-	1	4
Turbo Supercharger Repairman . . . . .	96401	-	-	-	-	-	2
Synthetic Trainer Mech (Fly and Land) . . . . .	96906	-	-	-	1	-	-
Special Training ANT-18 . . . . .	96901	-	-	-	-	2	1

Type of Training	Course Number	January through June 1949		July through December 1949		January through June 1950	
		Attrition					
<u>Total</u>		<u>16</u>	-	<u>11</u>	<u>12</u>	<u>1</u>	-
Aeft Warning Officer Rptg Equip CPS-1 . . . . .	01102	1	-	-	-	-	-
" " " " CPS-5 . . . . .	01104	10	-	-	-	-	-
Photographer . . . . .	05201	-	-	1	-	-	-
Aircraft Maintenance Officer . . . . .	48230	1	-	-	-	-	-
Aircraft Maintenance Fundamentals . . . . .	60000	-	-	1	-	-	-
Airplane Power Plant Mechanic R2800 . . . . .	68414	1	-	-	-	-	-
Airplane Electrical Mechanic . . . . .	68500	-	-	-	3	-	-
Airplane Instrument Mechanic . . . . .	68600	-	-	-	1	-	-
Airplane Propeller Mechanic . . . . .	68700	1	-	-	-	-	-
Airplane and Engine Mech, Conventional . . . . .	74710	2	-	-	1	-	-
Airplane and Engine Mech, General . . . . .	74740	-	-	1	1	-	-
Radio Mechanic, General . . . . .	75401	-	-	-	6	-	-
Weather Forecaster . . . . .	78700	-	-	-	-	1	-
Aerial Photographer . . . . .	94000	-	-	8	-	-	-

TABLE 76.-- TECHNICAL TRAINING OF FOREIGN NATIONALS BY AIR TRAINING COMMAND (Continued)

Type of Training	Course Number	January through June 1949		July through December 1949		January through June 1950	
		Officer	Enlisted	Officer	Enlisted	Officer	Enlisted
Graduates							
<u>Total</u>		<u>42</u>	<u>85</u>	<u>22</u>	<u>221</u>	<u>37</u>	<u>180</u>
Aaft Warning Officer, Rptg Equip CPS-1 . . .	01102	9	-	-	-	-	-
" " " " " CPS-4 . . .	01103	1	-	-	-	-	-
" " " " " CPS-5 . . .	01104	1	-	-	-	-	-
Electronics Officer . . . . .	01410	1	-	-	-	1	1
Communications Officer . . . . .	02000	10	-	-	-	5	1
Transportation Officer . . . . .	09130	2	-	-	-	-	-
Machinist . . . . .	11400	-	3	-	2	-	-
Photographer . . . . .	15201	-	3	-	-	1	7
Powerman . . . . .	16600	-	-	-	-	-	4
Statistical Clerk . . . . .	21210	-	-	-	-	-	1
Teletype Operator . . . . .	23700	-	-	-	-	-	1
Supply Officer, General . . . . .	40000	1	-	5	-	11	-
Armament Officer . . . . .	45141	-	-	-	-	2	-
Aircraft Maintenance Officer . . . . .	48230	8	-	1	-	-	-
Administrative Specialist . . . . .	50200	-	-	-	-	-	1
Primary Armament Technician . . . . .	50501	-	5	-	1	1	4
Airplane Hydraulic Mechanic . . . . .	52800	-	1	-	18	3	8
Fabric and Dope Mechanic . . . . .	54800	-	-	-	-	-	1
Control Tower Operator . . . . .	55200	-	1	-	2	-	-
Airplane Sheet Metal Worker . . . . .	55500	-	5	-	4	-	8
Aircraft Welder . . . . .	57300	-	5	-	2	-	-
Bombsight and Gunsight Technician . . . . .	57401	-	-	-	2	-	-
Personal Equipment Technician . . . . .	59400	-	-	-	-	-	1
Aircraft Maintenance Fundamentals . . . . .	60000	-	25	-	36	1	7
Budget and Fiscal Officer . . . . .	63020	1	-	-	-	2	-
Intelligence Specialist . . . . .	63100	-	4	-	2	-	9
Statistical Control Officer . . . . .	64020	-	-	3	-	-	-
Airplane Power Plant Mechanic, R2000 . . . . .	68413	-	-	-	1	-	-
Airplane Power Plant Mechanic, R2800 . . . . .	68414	1	-	-	-	-	-
Airplane Power Plant Mechanic, Jet . . . . .	68421	-	-	-	1	-	-
Airplane Electrical Mechanic . . . . .	68500	1	4	-	25	1	2
Airplane Instrument Mechanic . . . . .	68600	1	3	-	15	-	2
Airplane Propeller Mechanic . . . . .	68700	-	2	-	13	-	-
Radiological Defense Officer . . . . .	73145	-	-	7	-	2	-
Airplane and Engine Mech, Conventional . . . . .	74710	4	16	-	49	-	-
Airplane and Engine Mech, Liaison . . . . .	74730	-	-	2	-	1	-
Airplane and Engine Mechanic, General . . . . .	74740	-	-	-	33	4	73
Radio Mechanic, General . . . . .	75401	-	3	-	3	-	43
Radio Operator, General . . . . .	76601	-	3	-	-	-	1
Weather Observer . . . . .	78400	-	-	-	5	-	-
Weather Forecaster . . . . .	78700	-	-	-	2	-	2
Photo Radar Interpretation Officer . . . . .	85031	1	-	-	-	-	-
Aerial Photographer . . . . .	94000	-	2	-	3	-	2
Aircraft Crash Rescue Officer . . . . .	94010	-	-	2	-	-	-
Air Intelligence Officer . . . . .	95000	-	-	2	-	2	-
Synthetic Trainer Mech (Fly and Land) . . . . .	96906	-	-	-	2	-	1

TABLE 77.-- TECHNICAL TRAINING OF US ARMY AND US NAVY PERSONNEL BY AIR TRAINING COMMAND

(Figures in parentheses indicate Negro personnel and are also included in the totals. Course numbers are listed only where personnel were reported. Army figures include SCARWAF personnel.)

Type of Training	Course Number	June 1949				December 1949				June 1950			
		Army		Navy		Army		Navy		Army		Navy	
		Off	E/M	Off	E/M	Off	E/M	Off	E/M	Off	E/M	Off	E/M
Under Instruction													
<b>Total</b>		2	80 (4)	16	11	-	68 (4)	5	6	7	75 (2)	12	8
Communications Officer . . . . .	02000	1	(1)1	2	-	(4)5	-	-	-	-	(2)2	-	-
Radar Observer, Night Fighter . . . . .	05200	-	-	-	-	-	-	-	-	-	-	1	-
Machinist . . . . .	11400	-	-	-	-	-	-	-	-	-	(1)1	-	-
Powerman . . . . .	16600	-	3	-	-	3	-	-	-	-	1	-	-
Stenographer . . . . .	21300	-	1	-	-	-	-	-	-	-	-	-	-
Teletype Mechanic . . . . .	23900	-	-	-	5	-	-	3	-	-	-	-	-
Tabulating Machine Operator . . . . .	40001	-	-	-	-	-	-	-	-	-	2	-	-
Clerk Typist . . . . .	40500	-	2	-	-	1	-	-	-	-	-	-	-
Aircraft Maintenance Officer . . . . .	48230	-	-	-	-	-	-	-	-	-	-	1	-
Administrative Specialist . . . . .	50200	-	2	-	-	1	-	-	-	-	-	-	-
Control Tower Operator . . . . .	55200	-	1	-	-	-	-	-	-	-	-	-	-
Intelligence Specialist . . . . .	63100	-	-	-	2	-	-	3	-	-	-	-	6
Airplane Pwr Plant Mech Sp Jet Eng J33 . . . . .	68423	-	-	-	-	-	-	-	-	-	-	1	2
Career Guidance . . . . .	73100	-	-	-	-	-	-	-	-	-	1	-	-
Miscellaneous . . . . .	73144	-	2	-	-	-	-	-	-	-	-	-	-
Radiological Defense Officer . . . . .	73145	1	2	11	4	-	-	-	7	-	-	7	-
Airplane and Engine Mechanic, Liaison . . . . .	74730	-	(3)52	-	-	45	-	-	-	-	53	-	-
Airplane and Engine Mechanic, General . . . . .	74740	-	7	-	-	1	-	-	-	-	-	-	-
Rawinsonde Technician . . . . .	78202	-	-	-	-	-	-	-	-	-	1	-	-
Rawinsonde Technician . . . . .	78203	-	-	-	-	1	-	-	-	-	-	-	-
Supply Technician . . . . .	82600	-	-	-	-	1	-	-	-	-	-	-	-
Special Vehicle Operator . . . . .	93201	-	-	-	-	1	-	-	-	-	-	-	-
Air Intelligence Officer . . . . .	95000	-	-	3	-	-	5	-	-	-	-	2	-
Rotary Wing Mechanic, H-13 . . . . .	99501	-	7	-	-	9	-	-	-	-	14	-	-

Type of Training	Course Number	January through June 1949				July through December 1949				January through June 1950			
		Army		Navy		Army		Navy		Army		Navy	
		Off	E/M	Off	E/M	Off	E/M	Off	E/M	Off	E/M	Off	E/M
Attrition													
<b>Total</b>		2	17 (2)	1	1	1 a/	12	-	2	-	6	-	1
Diesel Mechanic . . . . .	01300	-	-	-	1	-	-	-	-	-	-	-	-
Electrician . . . . .	07800	-	1	-	-	-	-	-	-	-	-	-	-
Powerman . . . . .	16600	-	-	-	-	-	-	-	-	-	2	-	-
Surveyor, General . . . . .	22701	-	1	-	-	-	-	-	-	-	-	-	-
Teletype Mechanic . . . . .	23900	-	-	-	-	-	-	2	-	-	-	-	-
Clerk Typist . . . . .	40500	-	1	-	-	-	-	-	-	-	-	-	-
Administrative Specialist . . . . .	50200	-	-	-	-	-	-	-	-	-	1	-	-
Airplane Sheet Metal Worker . . . . .	55500	-	-	-	-	-	-	-	-	-	2	-	-
Airplane Pwr Plant Mech, Sp Jet Eng J33 . . . . .	68423	-	-	-	-	-	-	-	-	-	-	-	1
Water Supply Technician . . . . .	72700	-	1	-	-	-	-	-	-	-	-	-	-
Miscellaneous . . . . .	73144	-	-	-	-	1	-	-	-	-	-	-	-
Radiological Defense Officer . . . . .	73145	2	-	1	1	-	-	-	-	-	-	-	-
Airplane and Engine Mechanic, Liaison . . . . .	74730	-	(2)9	-	-	6	-	-	-	-	1	-	-
Airplane and Engine Mechanic, General . . . . .	74740	-	-	-	-	1	-	-	-	-	-	-	-
Rawinsonde Technician . . . . .	78202	-	1	-	-	1	-	-	-	-	-	-	-
Rotary Wing Mechanic . . . . .	99500	-	3	-	-	-	-	-	-	-	-	-	-
Rotary Wing Mechanic H-13 . . . . .	99501	-	-	-	-	3	-	-	-	-	-	-	-

TABLE 77.-- TECHNICAL TRAINING OF US ARMY AND US NAVY PERSONNEL BY AIR TRAINING COMMAND (Continued)

(Figures in parentheses indicate Negro personnel and are also included in the totals. Course numbers are listed only where personnel were reported. Army figures include SCARWAF personnel.)

Type of Training	Course Number	January through June 1949				July through December 1949				January through June 1950			
		Army		Navy		Army		Navy		Army		Navy	
		Off	E/M	Off	E/M	Off	E/M	Off	E/M	Off	E/M	Off	E/M
Graduates													
Total		16	117 (7)	25	22	17	126 (4)	24 (2)	18	19	182 (8)	20	20
Diesel Mechanic . . . . .	01300	-	5	-	6	-	-	-	-	-	-	-	-
Auto Equipment Technician . . . . .	01404	-	-	-	-	-	(1) 1	-	-	-	(4) 5	-	-
Communications Officer . . . . .	02000	-	-	-	-	1	-	2	-	-	-	-	-
Electrician . . . . .	07800	-	1	-	-	-	-	-	-	-	-	-	-
Engineman, Operating . . . . .	08100	-	-	-	12	-	-	-	-	-	-	-	-
Transportation Officer . . . . .	09130	2	-	-	-	-	-	-	-	-	-	-	-
Machinist . . . . .	11400	-	-	-	-	-	-	-	-	-	2	-	-
Plumber . . . . .	16400	-	2	-	-	-	-	-	-	-	-	-	-
Powerman . . . . .	16600	-	-	-	-	-	3	-	-	-	3	-	-
Stenographer . . . . .	21300	-	-	-	-	-	1	-	-	-	-	-	-
Surveyor, General . . . . .	22701	-	1	-	-	-	-	-	-	-	-	-	-
Teletype Mechanic . . . . .	23900	-	-	-	2	-	-	-	6	-	-	-	4
Welder and Blacksmith, General . . . . .	25601	-	1	-	-	-	-	-	-	-	-	-	-
Power Shovel Operator . . . . .	35903	-	4	-	-	-	-	-	-	-	-	-	-
Miscellaneous Equip Operator . . . . .	35906	-	1	-	-	-	-	-	-	-	-	-	-
Clerk Typist . . . . .	40500	-	3	-	-	-	2	-	-	-	(1) 4	-	-
Armament Officer . . . . .	45141	3	-	-	-	-	-	-	-	-	-	-	-
Administrative Specialist . . . . .	50200	-	1	-	-	-	3	-	-	-	2	-	-
AF Hydraulic Mechanic . . . . .	52800	-	-	-	-	-	-	-	-	-	2	-	-
Fabric and Dope Mechanic . . . . .	54800	-	-	-	-	-	-	-	-	-	1	-	-
Airplane Woodworker . . . . .	55000	-	-	-	-	-	-	-	-	-	1	-	-
Control Tower Operator . . . . .	55200	-	-	-	-	-	1	-	-	-	-	-	-
Airplane Sheet Metal Worker . . . . .	55500	-	-	-	-	-	-	-	-	-	8	-	-
Personal Equip Technician . . . . .	59400	-	-	-	-	-	-	-	-	-	1	-	-
Budget and Fiscal Officer . . . . .	63020	2	-	-	-	-	-	-	-	-	-	-	-
Intelligence Specialist . . . . .	63100	-	-	-	2	-	-	-	4	-	-	-	12
Airplane Pwr Plant Mech, Jet . . . . .	68421	-	-	2	-	-	-	-	-	-	-	-	-
Ap Pwr Plant Mech, Sp Jet Eng <sup>33</sup> . . . . .	68423	-	-	-	-	-	-	-	-	-	-	-	4
Airplane Propeller Mechanic . . . . .	68700	-	-	-	-	-	-	-	-	-	1	-	-
Water Supply Technician . . . . .	72700	-	1	-	-	-	-	-	-	-	-	-	-
Miscellaneous . . . . .	73144	-	-	-	-	-	1	-	-	-	-	-	-
Radiological Defense Officer . . . . .	73145	8	-	15	-	16	18	(2) 19	8	7	-	16	-
Radiological Def Off, Reserve . . . . .	73147	-	-	-	-	-	-	-	-	12	-	9	-
Airplane and Eng Mech, Liaison . . . . .	74730	-	(5) 58	-	-	-	(3) 80	-	-	-	107	-	-
Airplane and Eng Mech, General . . . . .	74740	-	-	-	-	-	-	-	-	-	1	-	-
Rawinsonde Technician . . . . .	78202	-	-	-	-	-	-	-	-	-	1	-	-
Rawinsonde Technician . . . . .	78203	-	-	-	-	-	-	-	-	-	2	-	-
AN/CMD/1 Equipment . . . . .	78201	-	-	-	-	-	-	-	-	-	1	-	-
High Altitude Forecaster . . . . .	82196	-	-	2	-	-	-	-	-	-	-	-	-
Supply Technician . . . . .	82600	-	-	-	-	-	-	-	-	-	1	-	-
Aerial Photographic Officer . . . . .	85020	-	-	2	-	-	-	-	-	-	-	-	-
Special Vehicle Operator . . . . .	93201	-	-	-	-	-	-	-	-	-	(3) 4	-	-
Air Intelligence Officer . . . . .	95000	1	-	4	-	-	-	3	-	-	-	5	-
Rotary Wing Mechanic, H-13 . . . . .	99501	-	(2) 39	-	-	-	16	-	-	-	35	-	-

a/ Includes 1 Civilian taking Officer training course, number 73145.

TABLE 7b.-- USAF PERSONNEL TRAINED IN US ARMY SCHOOLS

(Table below reflects only 1950 information as records were not received officially in USAF Headquarters until January 1950)

Type of Training	Specification Serial Number	June 1950	January through June 1950	January through June 1950
		Under Instruction	Attrition	Graduates
<u>Total</u> . . . . .		<u>3,368</u>	<u>769</u>	<u>3,624</u>
<u>Officer - Total</u> . . . . .		<u>168</u>	<u>26</u>	<u>446</u>
Transportation Officer . . . . .	0600	-	-	2
Guided Missiles Officer . . . . .	1181	-	-	1
Officer Basic (Infantry School) . . . . .	1542	-	2	2
Army Field Forces Pilot . . . . .	1981	-	-	1
Adjutant General Officer, Associate Basic . . . . .	2120	11	-	15
Recruiting Management Officer . . . . .	2310	-	1	31
Meat and Dairy Hygiene . . . . .	3221	-	-	3
Neuropsychiatric Nursing . . . . .	3437	8	-	-
Mess Administration . . . . .	4110	8	-	15
Advanced Food Service . . . . .	4114	7	-	17
Subsistence Technology . . . . .	4130	6	-	12
Army and Air Force Exchange Officer . . . . .	4210	-	1	8
Mechanical Equipment . . . . .	4880	-	-	2
Medical Equipment Maintenance and Repair . . . . .	4890	-	-	2
Information and Education Staff Officer . . . . .	5004	2	-	9
Chaplain Associate Basic . . . . .	5310	9	-	8
Public Information Staff Officer . . . . .	5401	8	-	18
Army and Air Force Recreational Officer . . . . .	5661	-	-	8
Finance Officer Advanced . . . . .	6200	-	-	3
Finance Officer Basic . . . . .	6201	26	-	43
Radiological Defense Officer . . . . .	7332	9	2	26
Military Police Officer . . . . .	9110	16	-	49
Correctional Custodial Methods . . . . .	9121	-	-	1
Strategic Intelligence . . . . .	9300	12	2	29
Army Language School . . . . .	9330	5	7	21
Accounting and Auditing . . . . .	None	-	-	7
Army Security Agency Officer, General . . . . .	"	10	-	12
Automatic Telephone System Maintenance . . . . .	"	4	-	-
Basic Airborne Officer . . . . .	"	-	9	21
Biological Warfare . . . . .	"	-	-	3
Command and Staff College Regular Course . . . . .	"	-	2	11
Dentistry (Advanced) . . . . .	"	-	-	4
Medical Basic Sciences . . . . .	"	-	-	5
Medical Department Women Officer Basic . . . . .	"	27	-	35
Quartermaster (Advanced and Basic) . . . . .	"	-	-	2
Reserve Component Officer Radiological Defense . . . . .	"	-	-	10
Sales Officer (Quartermaster School) . . . . .	"	-	-	7
Subsistence Tech - Refresher for Res and NG . . . . .	"	-	-	3
<u>Enlisted Men - Total</u> . . . . .		<u>3,200</u>	<u>743</u>	<u>3,178</u>
Photomapping . . . . .	004	67	10	55
Baking . . . . .	017	64	15	47
Blacksmith . . . . .	024	-	-	5
Meat Cutting . . . . .	037	21	12	49
Cable Splicing . . . . .	039	13	-	-
Automotive Body Repair . . . . .	040	8	-	12
Camerman, Motion Picture . . . . .	043	2	1	11
Postal Operations . . . . .	056	6	7	37
Construction Foreman . . . . .	059	4	-	5
Cooking . . . . .	060	174	35	328
Power Shovel Operation . . . . .	064	4	1	29
Dental Mechanics . . . . .	067	13	12	14
Engineer Drafting . . . . .	070	96	14	59
Physical Therapy . . . . .	072	-	-	3
Topographic Drafting . . . . .	076	38	6	31
Electricity . . . . .	078	2	-	6
Air Compressor Operation . . . . .	081	75	-	25
Installer Repairman . . . . .	097	64	13	34
Map Reproduction . . . . .	107	23	13	31
Locomotive Repair (Diesel Electric) . . . . .	112	-	-	6
Automatic Telephone System Maintenance . . . . .	115	89	13	9
Meat and Dairy Hygiene . . . . .	120	9	6	20
Utility Repair . . . . .	121	1	-	2
Photographer . . . . .	152	-	-	1
Power Equipment Maintenance . . . . .	166	2	1	-
Salvage . . . . .	194	8	-	2

TABLE 78.-- USAF PERSONNEL TRAINED IN US ARMY SCHOOLS (Continued)

(Table below reflects only 1950 information as records were not received officially in USAF Headquarters until January 1950)

Type of Training	Specification Serial Number	June 1950	January through June 1950	January through June 1950
		Under Instruction	Attrition	Graduates
<u>Enlisted Man - Continued</u>				
Sanitary Tech Procedure . . . . .	196	16	1	-
Automotive Body Repair . . . . .	201	-	-	7
Shoe Repair . . . . .	204	5	-	-
Sound Recording Technician . . . . .	208	2	2	2
Basic Stenographer . . . . .	213	-	-	1
Surveying . . . . .	227	11	1	1
Medical Equipment Maintenance . . . . .	229	-	-	1
Topographic Surveying . . . . .	230	1	-	-
Tailor . . . . .	234	-	-	2
Teletypewriter Operator . . . . .	237	95	5	85
Telephone and Telegraph Line Construction . . . . .	238	29	-	-
Teletype Repairman . . . . .	239	75	4	38
Topographic Computing . . . . .	243	47	15	20
Electric and Acetylene Welding . . . . .	256	22	5	24
Psychiatric Social Worker . . . . .	263	11	1	1
I-Ray Procedure . . . . .	264	29	15	16
Army Language School (Translator) . . . . .	267	29	19	71
Public Information . . . . .	274	7	2	60
Classification of Enlisted Personnel . . . . .	275	-	-	3
Office Machine Repairman . . . . .	282	7	2	8
Construction Equipment Maintenance and Repair . . . . .	319	94	4	32
Refrigeration Equipment Repairman . . . . .	322	6	2	17
Ordnance Parts Supply . . . . .	348	1	-	3
Dozer Operation . . . . .	359	3	1	12
Watch Repair . . . . .	381	6	1	3
Medical Technician Procedure . . . . .	409	202	19	168
Recreational Enlisted . . . . .	442	-	-	11
Advanced Army Administration . . . . .	502	-	2	17
Demolition . . . . .	533	1	-	-
Army Chaplain's Assistant Basic (Welfare Spec) . . . . .	534	-	1	136
Leather and Canvas Repair . . . . .	609	2	1	-
Finance (Advanced) . . . . .	622	-	-	17
Finance (Basic) . . . . .	624	3	-	1
Radio Repairman, Aircraft Equipment . . . . .	648	571	78	-
Radio Repairman . . . . .	649	37	-	18
Hospital Technical Procedure . . . . .	657	-	-	6
Message Center Procedure . . . . .	667	-	-	1
Military Police . . . . .	677	279	159	956
Radio Traffic Analysis . . . . .	709	12	3	7
Water Supply and Purification . . . . .	727	-	-	8
Radio Operator (Inter-Speed) . . . . .	740	12	-	1
Radio Operator (High Speed Manual) . . . . .	766	474	192	146
Radio Repairman, Single Channel Teletype . . . . .	792	36	3	-
Cryptographic Repairman . . . . .	801	7	4	7
Cryptographic Technician . . . . .	805	-	3	-
Personnel Administration . . . . .	816	-	1	2
Utilities Technician . . . . .	822	32	2	22
Mess Management . . . . .	824	12	4	53
Medical Laboratory Procedure . . . . .	858	25	11	25
Pharmacy Procedure . . . . .	859	18	11	11
Surgical Technical Procedure . . . . .	861	178	6	146
Armament Repairman . . . . .	903	1	-	-
Wheel Vehicle Maintenance and Repairman . . . . .	965	-	-	1
Medical Equipment Repairman (JAS) . . . . .	1229	-	-	4
Neuropsychiatric Technical Procedure . . . . .	1409	-	-	1
Correctional Custodial Methods . . . . .	1677	-	-	3
Troop Information and Education . . . . .	2274	2	-	26
Recruiting . . . . .	3274	16	2	87
Explosive Ordnance Disposal . . . . .	3924	1	-	-
Guardhouse Administration . . . . .	None	-	1	33
Enlisted Men's Hobby Shop . . . . .	"	-	-	18
Medical Dept of WO Refresher and NCO Off Prep . . . . .	"	-	1	18



TABLE 79.-- INDOCTRINATION TRAINING OF USAF PERSONNEL

(Figures in parentheses indicate Negro personnel and are also included in the totals.)

Type of Training	March 1949	June	September	December	March 1950	June
UNDER INSTRUCTION						
<b>Total</b> . . . . .	<u>15,407</u> (901)	<u>12,602</u> (1,497)	<u>14,487</u> (2,346)	<u>8,660</u> (1,007)	<u>16,698</u> (1,076)	<u>13,600</u> (1,877)
USAF Officer Candidate Training (Male)	301 (6)	243 (6)	229 (7)	3 (-)	284 (22)	124 (9)
USAF Officer Candidate Training (Female)	g/ (-)	16 (-)	18 (-)	1 (-)	29 (1)	11 (1)
USAF Basic Military Training (Male)	15,106 (895)	11,927 (1,467)	13,731 (2,313)	8,332 (992)	16,035 (1,040)	13,022 (1,840)
USAF Basic Military Training (Female)	g/ (-)	416 (24)	509 (26)	324 (15)	350 (13)	443 (27)
Type of Training	Jan through Mar 1949	Apr through June 1949	Jul through Sep 1949	Oct through Dec 1949	Jan through Mar 1950	Apr through Jun 1950
ATTRITION						
<b>Total</b> . . . . .	<u>1,763</u> (20)	<u>471</u> (29)	<u>444</u> (125)	<u>513</u> (170)	<u>506</u> (88)	<u>525</u> (45)
USAF Officer Candidate Training (Male)	59 (-)	41 (-)	54 (6)	11 (-)	28 (3)	33 (5)
USAF Officer Candidate Training (Female)	g/ (-)	1 (-)	9 (3)	-	3 (-)	5 (-)
USAF Basic Military Training (Male)	1,704 (20)	421 (29)	372 (116)	499 (169)	468 (85)	480 (40)
USAF Basic Military Training (Female)	g/ (-)	8 (-)	9 (-)	3 (1)	7 (-)	7 (-)
GRADUATES						
<b>Total</b> . . . . .	<u>18,257</u> (1,109)	<u>14,824</u> (852)	<u>11,871</u> (1,356)	<u>14,018</u> (2,181)	<u>8,580</u> (941)	<u>16,164</u> (1,037)
USAF Officer Candidate Training (Male)	- (-)	- (-)	238 (15)	215 (7)	- (-)	127 (8)
USAF Officer Candidate Training (Female)	g/	-	16	17	-	13
USAF Basic Military Training (Male)	18,257 (1,109)	14,518 (841)	11,205 (1,317)	13,128 (2,140)	8,142 (922)	15,577 (1,010)
USAF Basic Military Training (Female)	g/ (-)	306 (11)	414 (24)	658 (34)	438 (19)	447 (19)

g/ Prior to April 1949 Female personnel were included in Male totals as no "break out" was available.

TABLE 80.-- USAF CIVILIAN EMPLOYEE TRAINING BY AREA AND BY TYPE IN CONTINENTAL US

Area of Training	Number of Course Completions a/	Total Number of Trainee Hours	On - the - Job		Off - the - Job	
			Number of Trainee Hours	Percent of Total Trainee Hours	Number of Trainee Hours in Area	Percent of Total Trainee Hours in Area
JANUARY THROUGH JUNE, 1949						
<b>TOTAL</b> . . . . .	<b>77,280</b>	<b>2,281,378</b>	<b>1,624,960</b>	<b>71.2</b>	<b>656,418</b>	<b>28.8</b>
Apprentice. . . . .	2	718,963	613,609	85.3	105,354	14.7
Clerical. . . . .	6,430	171,514	91,384	53.3	80,130	46.7
Ground Safety . . . . .	14,164	53,984	7,225	13.4	46,759	86.6
Inspection and Testing. . . . .	611	31,750	10,765	33.9	20,985	66.1
Manual, Unskilled, and Semiskilled. . . . .	4,305	41,756	12,570	30.1	29,186	69.9
Orientation . . . . .	14,400	46,686	3,988	8.5	42,698	91.5
Protective and Personal Services. . . . .	5,337	261,726	183,610	70.2	78,116	29.8
Skilled Trades and Crafts . . . . .	4,564	566,236	481,978	85.1	84,258	14.9
Supervision and Management (Including instructor training). . . . .	18,011	104,195	9,842	9.4	94,353	90.6
Supply Operations and Procedures. . . . .	3,699	81,482	73,702	90.5	7,780	9.5
Technical, Scientific, and Professional	5,757	203,086	136,287	67.1	66,799	32.9
JULY THROUGH DECEMBER, 1949						
<b>TOTAL</b> . . . . .	<b>56,535</b>	<b>1,909,693</b>	<b>1,182,980</b>	<b>61.9</b>	<b>726,713</b>	<b>38.1</b>
Apprentice. . . . .	6	628,117	508,151	80.9	119,966	19.1
Clerical. . . . .	3,263	87,085	45,677	52.5	41,408	47.5
Ground Safety . . . . .	11,845	45,511	4,794	10.5	40,715	89.5
Inspection and Testing. . . . .	241	15,062	4,662	31.0	10,400	69.0
Manual, Unskilled, and Semiskilled. . . . .	4,703	57,921	9,920	17.1	48,001	82.9
Orientation . . . . .	9,447	28,013	3,056	10.9	24,957	89.1
Protective and Personal Services. . . . .	6,907	216,810	140,742	64.9	76,068	35.1
Skilled Trades and Crafts . . . . .	4,328	287,815	196,646	68.3	91,169	31.7
Supervision and Managements (Including instructor training). . . . .	5,721	78,024	12,018	15.4	66,006	84.6
Supply Operations and Procedures. . . . .	2,862	74,454	39,800	53.5	34,654	46.5
Technical, Scientific, and Professional	7,212	390,881	217,512	55.6	173,369	44.4
JANUARY THROUGH JUNE, 1950						
<b>TOTAL</b> . . . . .	<b>64,050</b>	<b>1,484,454</b>	<b>787,010</b>	<b>53.0</b>	<b>697,444</b>	<b>47.0</b>
Apprentice. . . . .	3	214,038	94,519	44.2	119,519	55.8
Clerical. . . . .	2,906	65,605	30,816	47.0	34,789	53.0
Inspection and Testing. . . . .	320	17,642	6,707	38.0	10,935	62.0
Management and Supervision. . . . .	15,100	123,694	14,274	11.5	109,420	88.5
Unskilled and Semiskilled . . . . .	4,819	75,206	14,199	18.9	61,007	81.1
Orientation . . . . .	8,091	22,807	2,872	12.6	19,935	87.4
Protective and Personal Services. . . . .	7,453	230,548	176,868	76.7	53,680	23.3
Safety and Health . . . . .	10,134	39,395	3,579	9.1	35,816	90.0
Skilled Trades. . . . .	3,009	212,043	151,220	71.3	60,823	28.7
Supply Operations and Procedures. . . . .	3,200	115,954	84,167	72.6	31,787	27.4
Technical, Scientific, and Professional	9,615	367,522	207,789	56.5	159,733	43.5

a/ These figures reflect the number of course completions by employees and not the number of individuals completing training. A number of individuals completed more than one course during the year.

Source: Training Division, Director of Civilian Personnel, DCS/P, Hq. USAF

PART IV .....  
MEDICAL



  
MEDICAL

Tables under "Admissions to Medical Facilities" follow generally the outlines introduced in the previous issues of the "USAF Statistical Digest" and are reported for Continental US only.

The format for the table "USAF Hospitalization" has been slightly changed as will be noted in making comparison of the two tables found in the present issue and that of 1948.

The table on Dental Health has been expanded to cover Overseas reports. In previous reports only Continental US was included.

No comparable table for Table 141 "USAF School of Aviation Medicine" as published in the 1948 "USAF Statistical Digest" is reported under "Medical." The desired information on this phase of Training may be found under Part III - Training.

Veterinary activity tables are introduced for the first time under the following titles:

Table 86 - "USAF Veterinary Inspection Service Incident to Procurement;"

Table 87 - "USAF Veterinary Inspection Service Incident to Surveillance;"

and

Table 88 - "USAF Veterinary Animal Service Summary."






TABLE 81.-- ADMISSIONS OF AIR FORCE AND ARMY ACTIVE DUTY PERSONNEL TO USAF MEDICAL FACILITIES BY CAUSE

(Admissions include direct admissions to hospitals and quarters and cases carded for record only. In the latter category are deaths and discharges for disability of personnel not patients and venereal disease cases treated on an outpatient basis. In the case of admissions for a specific disease, the number of cases may include patients among whom the specific condition was not the primary cause of admission or was discovered while the patient was being treated for other conditions. However, a patient would be counted only once under the general classifications of "All Causes", "Disease", and "Injury". Rates are per 1,000 men per year and show the number of admissions that would occur during a year if the number of cases per 1,000 in the reporting period were the same for all periods in the year. Dash (-) rates indicate rates that are too small to express.)

Quarter a/	Mean Strength b/			All Causes		Injury		Venereal Disease g/					
	Total	White	Colored	Cases	Rate	Cases	Rate	Total		White		Colored	
								Cases	Rate	Cases	Rate	Cases	Rate
<u>FY 1949 - Total</u>	<u>258,916</u>	<u>244,577</u>	<u>14,339</u>	<u>96,137</u>	<u>371</u>	<u>12,091</u>	<u>47</u>	<u>5,609</u>	<u>22</u>	<u>1,611</u>	<u>15</u>	<u>1,998</u>	<u>139</u>
Third Quarter . .	267,414	253,257	14,157	28,210	457	2,729	44	1,309	21	823	14	486	149
Fourth Quarter . .	267,315	254,755	12,560	24,293	364	3,206	48	1,195	18	828	13	367	117
<u>FY 1950 - Total</u>	<u>297,081</u>	<u>278,957</u>	<u>18,124</u>	<u>101,659</u>	<u>336</u>	<u>14,452</u>	<u>48</u>	<u>5,324</u>	<u>18</u>	<u>1,226</u>	<u>11</u>	<u>2,098</u>	<u>114</u>
First Quarter . .	291,850	276,605	15,245	25,475	324	3,792	48	1,478	19	936	13	542	132
Second Quarter . .	306,762	287,450	19,312	22,702	296	3,462	45	1,390	18	845	12	545	113
Third Quarter . .	301,294	281,748	19,546	30,982	411	3,499	46	1,352	18	796	11	556	114
Fourth Quarter . .	288,823	270,210	18,613	22,500	312	3,699	51	1,104	15	649	10	455	98

a/ Medical statistics are reported on a weekly basis as of midnight Friday, and periods shown are not calendar months but 4 or 5 week periods, depending on the number of Fridays in one month.

b/ Average daily strength during report period. These figures will not agree with personnel figures shown elsewhere in this volume since the latter are generally end of the month figures.

c/ Includes all cases existing prior to service.

Source: Biometrics Division, Directorate of Plans and Hospitalization, Office of the Surgeon General, USAF.

TABLE 82.-- ADMISSIONS OF AIR FORCE AND ARMY ACTIVE DUTY PERSONNEL TO AIR FORCE MEDICAL FACILITIES FOR SPECIFIED DISEASES

(See Headnote, Table Above)

Month a/	Common Respiratory		Pneumonia		Diarrhea and Dysentery		Measles		Mumps		Scarlet Fever	
	Cases	Rate	Cases	Rate	Cases	Rate	Cases	Rate	Cases	Rate	Cases	Rate
<u>FY 1949 - Total</u>	<u>18,970</u>	<u>73</u>	<u>2,033</u>	<u>7.85</u>	<u>678</u>	<u>2.6</u>	<u>827</u>	<u>3.2</u>	<u>608</u>	<u>2.3</u>	<u>28</u>	<u>0.1</u>
Third Quarter . .	8,041	130	665	10.8	116	1.9	568	9.2	210	3.4	14	0.2
Fourth Quarter . .	5,109	76	608	9.1	141	2.1	219	3.3	253	3.8	10	0.1
<u>FY 1950 - Total</u>	<u>18,490</u>	<u>61</u>	<u>1,669</u>	<u>5.5</u>	<u>720</u>	<u>2.4</u>	<u>189</u>	<u>0.6</u>	<u>743</u>	<u>2.5</u>	<u>7</u>	<u>-</u>
First Quarter . .	3,117	40	539	6.9	214	2.7	16	0.2	87	1.1	1	-
Second Quarter . .	3,695	48	380	5.0	206	2.7	12	0.2	68	0.9	2	-
Third Quarter . .	8,427	112	483	6.4	166	2.2	51	0.7	309	4.1	4	0.1
Fourth Quarter . .	3,251	45	267	3.7	134	1.9	110	1.5	279	3.9	0	0.0
Month a/	Meningitis		Rheumatic Fever		Tuber- culosis		Malaria		Neuro- logical		Psychiatric	
	Cases	Rate	Cases	Rate	Cases	Rate	Cases	Rate	Cases	Rate	Cases	Rate
<u>FY 1949 - Total</u>	<u>20</u>	<u>0.1</u>	<u>298</u>	<u>1.1</u>	<u>193</u>	<u>0.7</u>	<u>21</u>	<u>0.1</u>	<u>105</u>	<u>0.4</u>	<u>1,897</u>	<u>7.3</u>
Third Quarter . .	7	0.1	78	1.3	51	0.8	4	0.1	16	0.3	476	7.7
Fourth Quarter . .	6	0.1	143	2.1	52	0.8	6	0.1	31	0.1	327	4.9
<u>FY 1950 - Total</u>	<u>13</u>	<u>-</u>	<u>201</u>	<u>0.7</u>	<u>121</u>	<u>0.4</u>	<u>9</u>	<u>-</u>	<u>110</u>	<u>0.4</u>	<u>1,446</u>	<u>4.8</u>
First Quarter . .	2	-	75	1.0	36	0.5	5	0.1	20	0.3	438	5.6
Second Quarter . .	5	0.1	32	0.4	27	0.4	2	-	19	0.2	348	4.5
Third Quarter . .	3	-	44	0.6	38	0.5	2	-	28	0.4	319	4.2
Fourth Quarter . .	3	-	50	0.7	20	0.3	-	-	43	0.6	341	4.7

a/ Medical statistics are reported on a weekly basis as of midnight Friday, and periods shown are not calendar months but 4 or 5 week periods, depending on the number of Fridays in one month.

Source: Biometrics Division, Directorate of Plans and Hospitalization, Office of the Surgeon General, USAF.

TABLE 83.-- ADMISSION OF AIR FORCE AND ARMY ACTIVE DUTY MILITARY PERSONNEL TO AIR FORCE MEDICAL FACILITIES FOR VENEREAL DISEASES, CONTINENTAL US

(Admissions include direct admissions to hospitals and quarters and cases carded for record only. Rates are per 1,000 men per year and show the number of admissions that would occur during a year if the number of cases per 1,000 in the reporting period were the same for all periods in the year. Dash (-) rates indicate rates that are too small to express.)

Month a/	White and Colored				White			Colored				
	Venereal Disease All Types b/		Gonorrhea Cases	Syph- illis Cases	Venereal Disease All Types b/		Gonorrhea Cases	Syph- illis Cases	Venereal Disease b/		Gonorrhea Cases	Syph- illis Cases
	Cases	Rate			Cases	Rate			Cases	Rate		
<b>FT 1949 - Total</b>	<b>5,609</b>	<b>22</b>	<b>4,571</b>	<b>820</b>	<b>3,611</b>	<b>15</b>	<b>2,996</b>	<b>536</b>	<b>1,998</b>	<b>139</b>	<b>1,575</b>	<b>284</b>
January (1949)	511	25	413	84	309	16	253	51	202	176	160	33
February	416	20	344	61	267	14	223	36	149	136	116	25
March	382	19	289	69	247	13	192	46	135	132	97	23
April	469	18	374	75	310	13	246	56	159	128	128	19
May	365	18	296	59	250	13	210	35	115	119	86	24
June	361	17	286	62	268	14	217	45	93	99	69	17
<b>FT 1950 - Total</b>	<b>5,324</b>	<b>18</b>	<b>4,591</b>	<b>620</b>	<b>2,226</b>	<b>11</b>	<b>2,747</b>	<b>432</b>	<b>2,098</b>	<b>114</b>	<b>1,844</b>	<b>188</b>
July (1949)	425	16	365	52	302	12	256	41	123	97	109	11
August	479	21	408	56	306	14	260	37	173	145	148	19
September	574	20	496	69	328	12	283	41	246	149	213	28
October	501	21	432	61	310	14	262	47	191	134	170	14
November	413	17	355	47	247	11	211	31	166	109	144	16
December	476	16	419	50	288	10	250	35	188	100	169	25
January (1950)	475	20	415	46	279	13	244	32	196	130	171	14
February	428	18	372	45	257	12	218	34	171	112	154	11
March	449	16	372	66	260	10	207	49	189	102	165	17
April	328	15	278	40	201	10	169	27	127	88	109	13
May	346	16	298	45	201	10	170	30	145	103	128	15
June	430	16	381	43	247	10	217	28	183	101	164	15

a/ Medical Statistics are reported on a weekly basis as of midnight Friday, and the periods shown are calendar months but 4 or 5 week periods, depending on the number of Fridays in a month.

b/ Excludes all cases prior to service.

Source: Biometrics Division, Directorate of Plans and Hospitalization, Office of the Surgeon General, USAF

TABLE 84.-- UTILIZATION OF USAF HOSPITALS IN CONTINENTAL US

Month	Beds Authorized	Beds Occupied a/				
		Total	USAF Military	Army	Civilians	Others
<b>Average, FT 1949</b>	<b>6,188</b>	<b>2,683</b>	<b>1,948</b>	<b>146</b>	<b>558</b>	<b>21</b>
January (1949)	6,650	3,277	2,446	165	640	26
February	6,775	3,402	2,607	157	600	38
March	6,525	3,057	2,318	155	548	36
April	5,600	2,699	2,014	154	504	27
May	5,600	2,518	1,875	149	465	29
June	5,600	2,447	1,818	152	439	38
<b>Average, FT 1950</b>	<b>5,337</b>	<b>2,565</b>	<b>1,991</b>	<b>81</b>	<b>464</b>	<b>28</b>
July	5,600	2,558	1,923	122	454	59
August	5,600	2,443	1,903	78	428	34
September	5,575	2,470	1,907	75	468	20
October	5,575	2,596	2,048	131	398	19
November	5,425	2,539	2,013	74	439	13
December	5,375	1,838	1,374	58	375	31
January (1950)	5,400	3,354	2,752	72	477	53
February	5,400	3,007	2,434	74	485	14
March	5,200	2,504	1,872	69	548	15
April	5,200	2,475	1,876	73	508	18
May	4,875	2,507	1,920	64	499	24
June	4,825	2,491	1,873	89	496	33

a/ Figures are as of Midnight, Last Friday of each month.

Source: Biometrics Division, Directorate of Plans and Hospitalization, Office of the Surgeon General, USAF



TABLE 85.-- USAF DENTAL HEALTH AND DENTAL ACTIVITIES AT USAF INSTALLATIONS, WORLDWIDE

(The dental classification refers to the dental condition of individuals briefly summarized as follows:

- Class I - Those requiring emergency dental treatment for the relief of pain, for the treatment of infectious conditions and those who need artificial dentures to properly masticate.  
 Class II and III - Those not in Class I who require routine dental treatment such as fillings, restorations, dentures, bridges, crowns, etc.  
 Class IV - Those requiring no dental treatment.)

Month	Dental Officers and Civilian Dentists a/	USAF Military Personnel Dentally Classified						Dental sit-tings	Fill-ings (Restorations)	Den-tures	
		Total (All Classes)	I		II and III		IV				
			Total	Per-cent	Total	Per-cent	Total				Per-cent
January (1949) b/	230	237,641	13,034	5.5	88,461	37.2	136,146	57.3	87,697	24,335	1,101
February b/	201	230,771	12,620	5.5	86,085	37.3	132,066	57.2	76,678	24,800	955
March b/	210	241,240	12,924	5.4	97,337	40.3	130,979	54.3	96,457	31,707	1,335
April	370	365,550	16,569	4.5	149,498	40.9	199,483	54.6	110,014	45,952	1,740
May	370	353,924	16,371	4.6	146,290	41.3	191,263	54.1	118,654	46,385	1,867
June	398	357,407	16,515	4.6	150,189	42.0	190,703	53.4	134,368	47,860	1,957
July	424	339,547	16,534	4.9	141,568	41.7	181,445	53.4	117,408	50,243	1,735
August	455	276,211	15,876	5.7	117,460	42.5	142,905	51.8	137,382	58,274	2,112
September	440	277,870	15,223	5.5	116,472	41.9	146,175	52.6	125,770	53,451	1,906
October	432	283,108	14,961	5.3	118,172	41.7	149,975	53.0	118,692	51,840	1,887
November	432	283,140	15,134	5.3	119,335	42.2	148,671	52.5	116,971	48,965	1,801
December	449	293,279	15,349	5.2	120,742	41.2	157,188	53.6	101,669	47,037	1,823
January (1950)	458	292,611	16,292	5.6	125,307	42.8	151,012	51.6	140,526	52,631	1,779
February	473	304,233	18,675	6.1	123,287	40.7	162,271	53.4	124,200	52,418	1,930
March	492	302,008	20,930	6.9	127,474	42.2	153,604	50.9	151,185	66,652	2,270
April	487	311,300	23,057	7.4	130,100	43.8	158,143	50.8	127,102	58,277	2,227
May	485	306,041	18,753	6.1	124,393	40.7	162,895	53.2	127,848	60,252	2,431
June	504	317,957	19,262	6.0	129,897	40.9	168,798	53.1	132,531	57,554	2,346

a/ Includes only those rendering dental service at Air Force Installations.

b/ Figures for Overseas not included.

Source: Chief of Dental Division, Office of the Surgeon General, USAF.

TABLE 86.-- USAF VETERINARY FOOD INSPECTION SERVICE INCIDENT TO PROCUREMENT

In inspecting all foods of animal origin for the US Air Force the Veterinary Services conducts the following classes of inspection:

- Class 1 Antemortem
- Class 2 Postmortem
- Class 3 Prior to Purchase
- Class 4 On Delivery at Purchase
- Class 5 Any receipt except Purchase
- Class 6 Prior to Shipment
- Class 7 At time of Issue
- Class 8 Purchase by Air Forces Exchange
- Class 9 In Storage

(This table reflects the pounds of foods of animal origin inspected by the Veterinary Corps incident to procurement, 1 January 1949 to 1 July 1950. These inspections represent an estimated savings of \$439,870.00 for the fiscal year 1950. However, food inspection must not be evaluated merely in terms of economy but more especially in terms of health of the Air Force.)

FOOD INSPECTED	FISCAL YEAR 1949		FISCAL YEAR 1950				
	Third Quarter	Fourth Quarter	Total	First Quarter	Second Quarter	Third Quarter	Fourth Quarter
WORLDWIDE							
<b>CLASSES 3, 4, and 8</b>							
Accepted - Total . . .	42,812,620	39,121,686	190,541,534	50,503,190	47,001,300	45,959,487	47,077,557
Rejected - Total . . .	908,521	331,714	2,819,990	1,115,156	640,718	646,777	517,339
Not Type, Class, or Grade . . . . .	873,276	312,737	2,764,700	1,090,339	608,720	593,967	471,674
Insanitary or Unsound	35,245	18,977	155,290	24,817	31,998	52,810	45,665
<b>CLASS 3</b>							
Accepted - Total . . .	5,745,631	2,993,602	19,586,352	4,631,181	5,580,607	4,371,251	5,002,313
Rejected - Total . . .	541,698	231,710	2,107,594	741,981	485,856	477,386	402,371
Not Type, Class, or Grade . . . . .	534,287	230,998	2,100,039	741,981	485,308	474,616	398,134
Insanitary or Unsound	7,411	712	7,555	-	548	2,770	4,237
<b>CLASS 4</b>							
Accepted - Total . . .	29,991,007	28,668,088	138,465,473	37,483,016	33,971,096	33,282,269	33,729,092
Rejected - Total . . .	263,056	91,318	783,175	366,420	147,725	165,128	103,892
Not Type, Class, or Grade . . . . .	338,989	81,739	653,771	346,101	121,980	117,919	67,771
Insanitary or Unsound	24,067	9,579	129,404	20,319	25,755	47,209	36,121
<b>CLASS 8</b>							
Accepted - Total . . .	7,075,982	7,459,996	32,489,709	8,388,993	7,449,597	8,305,967	8,345,152
Rejected - Total . . .	3,767	8,686	29,221	6,755	7,127	4,263	11,076
Not Type, Class, or Grade . . . . .	-	-	10,890	2,257	1,432	1,432	5,769
Insanitary or Unsound	3,767	8,686	18,331	4,498	5,695	2,831	5,307

TABLE 87.-- USAF VETERINARY FOOL INSPECTION SERVICE INCIDENT TO SURVEILLANCE

FOOD INSPECTED	FISCAL YEAR 1949		FISCAL YEAR 1950				
	Third Quarter	Fourth Quarter	Total	First Quarter	Second Quarter	Third Quarter	Fourth Quarter
CONTINENTAL US							
CLASS 3, 4, AND 8							
Accepted - Total . . . .	39,728,999	37,159,072	182,225,831	48,851,889	45,039,549	43,593,112	44,741,281
Rejected - Total . . . .	907,438	328,244	2,898,824	1,110,976	636,459	642,632	508,757
Not Type, Class, or Grade . . . . .	873,276	312,737	2,759,698	1,088,719	607,715	593,847	469,417
Insanitary or Unsound.	34,162	15,507	139,126	22,257	28,744	48,785	39,340
CLASS 3							
Accepted - Total . . . .	4,389,983	2,993,602	19,516,034	4,591,871	5,580,607	4,363,983	4,979,573
Rejected - Total . . . .	541,698	231,710	2,107,594	741,981	485,856	477,386	402,371
Not Type, Class, or Grade . . . . .	534,287	230,998	2,100,039	741,981	485,308	474,616	398,134
Insanitary or Unsound.	7,411	712	7,555	-	548	2,770	4,237
CLASS 4							
Accepted - Total . . . .	29,368,400	27,967,706	135,388,384	36,928,622	33,209,205	32,261,395	32,989,162
Rejected - Total . . . .	362,219	90,910	772,777	364,800	146,730	163,083	98,164
Not Type, Class, or Grade . . . . .	338,989	81,739	648,769	344,481	120,975	117,799	65,514
Insanitary or Unsound.	23,230	9,171	124,008	20,319	25,755	45,284	32,650
CLASS 8							
Accepted - Total . . . .	5,970,626	6,197,764	27,321,413	7,331,396	6,249,737	6,967,734	6,772,546
Rejected - Total . . . .	2,521	5,624	18,453	4,192	3,873	2,163	8,222
Not Type, Class, or Grade . . . . .	-	-	13,890	2,257	1,432	1,432	5,769
Insanitary or Unsound.	3,521	5,624	7,563	1,938	2,441	731	2,453
OVERSEAS							
CLASS 3, 4, AND 8							
Accepted - Total . . . .	3,083,621	1,962,614	8,315,703	1,651,301	1,961,751	2,366,375	2,336,276
Rejected - Total . . . .	1,083	3,470	21,165	4,180	4,258	4,145	8,582
Not Type, Class, or Grade . . . . .	-	-	2,377	-	-	120	2,257
Insanitary or Unsound.	1,083	3,470	18,788	4,180	4,258	4,025	6,325
CLASS 3							
Accepted - Total . . . .	1,355,648	-	70,318	39,310	-	7,268	23,740
Rejected - Total . . . .	-	-	-	-	-	-	-
Not Type, Class, or Grade . . . . .	-	-	-	-	-	-	-
Insanitary or Unsound.	-	-	-	-	-	-	-
CLASS 4							
Accepted - Total . . . .	622,607	700,382	3,077,089	554,394	761,891	1,020,874	739,530
Rejected - Total . . . .	837	408	10,398	1,620	1,005	2,045	5,728
Not Type, Class, or Grade . . . . .	-	-	5,002	1,620	1,005	120	2,257
Insanitary or Unsound.	837	408	5,396	-	-	1,925	3,471
CLASS 8							
Accepted - Total . . . .	1,105,366	1,262,232	5,168,296	1,057,597	1,199,860	1,338,233	1,572,606
Rejected - Total . . . .	246	3,062	10,768	2,560	3,254	2,100	2,854
Not Type, Class, or Grade . . . . .	-	-	-	-	-	-	-
Insanitary or Unsound.	246	3,062	10,768	2,560	3,254	2,100	2,854

Source: Veterinary Division, Office of the Surgeon General, Hq. USAF.

Table 87.-- USAF Veterinary Food Inspection Service Incident to Surveillance (Continued)

(This table reflects the pounds of food of animal origin inspected as issued or otherwise disposed of and the percent rejected from 1 January 1949 to 1 July 1950. Although all Air Force owned subsistence items are re-inspected many times as received, stored, shipped, and issued, each pound is included but once in this table. Subsistence is disposed of in one of two ways: i.e., by rejection and salvage incident to surveillance inspection or by issue or sale).

FOOD INSPECTED	FISCAL YEAR 1949		FISCAL YEAR 1950				
	3rd Qtr	4th Qtr	Total	1st Qtr	2nd Qtr	3rd Qtr	4th Qtr
WORLDWIDE							
Inspected - Total a/..	49,612,929	53,124,141	230,434,410	60,542,511	52,318,975	58,310,187	59,262,707
Issued b/ . . . . .	49,501,429	53,010,713	230,083,858	60,439,145	52,247,970	58,219,830	59,176,613
Rejected c/ . . . . .	111,500	113,428	350,552	103,096	71,005	90,357	86,094
Percent Rejected. . .	.225	.213	.152	.170	.136	.155	.145
CONTINENTAL US							
Inspected - Total a/..	33,354,047	35,163,114	165,198,673	44,192,615	38,291,085	41,604,374	41,110,599
Issued b/ . . . . .	33,352,405	35,161,087	165,111,353	44,176,187	38,283,000	41,592,469	41,089,697
Rejected c/ . . . . .	1,642	2,027	57,320	16,428	8,085	11,905	20,902
Percent Rejected. . .	.005	.006	.035	.037	.021	.029	.051
OVERSEAS							
Inspected - Total a/..	16,258,882	17,961,027	65,235,737	16,349,926	14,027,890	16,705,813	18,152,108
Issued b/ . . . . .	16,149,024	17,849,626	64,942,505	16,263,258	13,964,970	16,627,361	18,086,916
Rejected c/ . . . . .	109,858	111,401	293,232	86,668	62,920	78,452	65,192
Percent Rejected. . .	.676	.620	.449	.530	.449	.470	.359

a/ Total Class 7 passed plus rejections in Classes 5, 6, 7, and 9 inspections.

b/ Total Class 7 inspected and passed.

c/ Total rejections in Classes 5, 6, 7, and 9.

Source: Veterinary Division, Office of the Surgeon General, USAF.

TABLE 88.-- USAF VETERINARY ANIMAL SERVICES SUMMARY

Animal Services	FISCAL YEAR 1949		FISCAL YEAR 1950				
	3rd Qtr	4th Qtr	Total b/	1st Qtr	2nd Qtr	3rd Qtr	4th Qtr
WORLDWIDE							
<u>Rabies Control</u>							
Vaccinations - Total . . . . .	a/	a/	10,322	a/	2,002	3,584	4,736
Public Animals . . . . .	a/	a/	50	a/	-	40	10
Private Animals . . . . .	a/	a/	10,272	a/	2,002	3,544	4,726
Positive Cases Reported. . . .	a/	a/	9	a/	2	2	5
<u>Admission for Other Causes</u>							
Public Animals . . . . .	a/	a/	71	a/	32	26	13
CONTINENTAL US							
<u>Rabies Control</u>							
Vaccinations - Total . . . . .	a/	a/	7,535	a/	1,453	2,632	2,450
Public Animals . . . . .	a/	a/	-	a/	-	-	-
Private Animals . . . . .	a/	a/	7,535	a/	1,453	2,632	2,450
Positive Cases Reported. . . .	a/	a/	8	a/	2	1	5
<u>Admission for Other Causes</u>							
Public Animals . . . . .	a/	a/	-	a/	-	-	-
OVERSEAS							
<u>Rabies Control</u>							
Vaccinations - Total . . . . .	a/	a/	2,787	a/	549	952	1,286
Public Animals . . . . .	a/	a/	50	a/	-	40	10
Private Animals . . . . .	a/	a/	2,737	a/	549	912	1,276
Positive Cases Reported. . . .	a/	a/	1	a/	-	1	-
<u>Admission for Other Causes</u>							
Public Animals . . . . .	a/	a/	71	a/	32	26	13

a/ Data are not available prior to October 1949.


b/ Totals based on three quarters' data.

Source: Veterinary Division, Office of the Surgeon General, USAF

# PART V.....

## FLYING SAFETY AND GROUND SAFETY



## FLYING SAFETY

In the following pages data are presented on USAF aircraft accidents. Flying time, major accidents, phase of flight in which the accident occurred, and causes of the accidents are listed for all types and models of aircraft flown.

Combat accidents during the period 2E - 30 June 1950 which occurred as a direct result of enemy action - exclusive of sabotage - are not included in this report.

Aircraft accident tables for the individual components of the USAF Reserve Forces are shown in Section








TABLE - 89 USAF AIRCRAFT ACCIDENT RATE

(Includes Air Force Reserve and Civil Air Patrol. Excludes Air National Guard. Aircraft accident tables for the individual branches of the USAF Reserve Forces are shown in Section 4XX/. Rates are expressed in accidents per 100,000 flying hours)

Month and Year	Flying Hours	All Accidents						Fatal Accidents a/				Aircraft Wrecked c/	
		Total		Major		Minor		Number		Deaths b/		No.	Rate
		No.	Rate	No.	Rate	No.	Rate	No.	Rate	No.	Rate		
<u>Last Half FY 1949 . . . . .</u>	<u>2,253,302</u>	<u>1,212</u>	<u>56</u>	<u>789</u>	<u>32</u>	<u>423</u>	<u>19</u>	<u>114</u>	<u>2</u>	<u>277</u>	<u>12</u>	<u>258</u>	<u>11</u>
January - 1949 . . . . .	290,048	197	68	126	43	71	24	23	8	88	30	42	14
February . . . . .	333,230	207	62	143	43	64	19	20	6	56	17	43	13
March . . . . .	396,784	223	56	147	37	76	19	20	5	53	13	46	12
April . . . . .	413,237	205	50	133	32	72	17	16	4	24	6	38	9
May . . . . .	433,503	212	49	137	31	75	17	21	5	32	7	46	11
June . . . . .	386,500	168	43	103	27	65	17	14	4	24	6	43	11
<u>FY 1950 - Total . . . . .</u>	<u>4,033,109</u>	<u>1,981</u>	<u>49</u>	<u>1323</u>	<u>33</u>	<u>658</u>	<u>16</u>	<u>184</u>	<u>2</u>	<u>559</u>	<u>14</u>	<u>420</u>	<u>10</u>
July . . . . .	401,549	179	45	117	29	62	15	17	4	22	5	37	9
August . . . . .	427,247	226	53	148	35	78	18	13	3	17	4	42	10
September . . . . .	370,384	180	49	126	34	54	15	18	5	68	18	45	12
October . . . . .	328,955	188	57	120	36	68	21	14	4	57	17	39	12
November . . . . .	298,558	122	41	83	28	39	13	14	5	55	18	25	8
December . . . . .	229,348	113	49	79	34	34	15	9	4	28	12	19	8
d/ January - 1950 . . . . .	252,125	120	48	82	33	38	15	11	4	75	30	23	9
d/ February . . . . .	296,677	152	51	104	35	48	16	16	5	36	12	34	11
March . . . . .	350,806	177	50	123	34	54	15	12	3	38	11	32	9
April . . . . .	332,676	183	55	112	33	71	21	19	6	73	22	42	13
May . . . . .	349,732	191	55	124	35	67	19	22	6	42	12	43	12
June . . . . .	395,052	150	38	105	27	45	11	19	5	48	12	39	10

a/ More than one fatality may occur as the result of any one fatal accident

b/ Deaths include all persons killed and/or missing as the result of USAF major aircraft accidents

c/ Aircraft wrecked includes missing aircraft

d/ Flying hours for Jan and Feb 1950 include 5,124 and 4,715 hours respectively flown by Navy in MATS, hence the flying hours for these months do not agree with flying hours tabulated in other tables in this publication

Number of bailment and/or loan aircraft accidents - not included in the above. (Flying time of bailment and/or loan aircraft is not available.)

Month and Year	All Accidents			Fatal Accidents		Aircraft Wrecked
	Total	Major	Minor	Total	Deaths	
<u>FY 1950 - Total</u>	<u>9</u>	<u>8</u>	<u>1</u>	<u>1</u>	<u>1</u>	<u>2</u>
January . . . . .	1	1	-	-	-	-
March . . . . .	2	1	1	-	-	-
April . . . . .	2	2	-	1	1	2
May . . . . .	2	2	-	-	-	-
June . . . . .	2	2	-	-	-	-

Source: D/Flight Safety Research - Inspector General

TABLE - 90 USAF AIRCRAFT ACCIDENTS, BY TYPE AND MODEL INVOLVED

(Includes Air Force Reserve and Civil Air Patrol - Excludes Air National Guard. Aircraft accident tables for the individual branches of the USAF Reserve Forces are shown in section LXXI. Rates, if calculated, should be expressed in accidents per 100,000 flying hours)

Type and Model	Flying Hours	All Accidents			Fatal Accidents a/		Aircraft Wrecked c/
		Total	Major	Minor	Number	Deaths b/	
<u>Last Half F.Y. 1949 - Total</u> . . .	<u>2,253,302</u>	<u>1212</u>	<u>789</u>	<u>423</u>	<u>114</u>	<u>277</u>	<u>258</u>
<u>3rd Quarter - Total</u> . . . . .	<u>1,020,062</u>	<u>627</u>	<u>416</u>	<u>211</u>	<u>63</u>	<u>197</u>	<u>131</u>
<u>Bomber</u> . . . . .	<u>216,222</u>	<u>98</u>	<u>63</u>	<u>35</u>	<u>11</u>	<u>77</u>	<u>20</u>
B-17. . . . .	30,671	12	7	5	1	1	1
B-25. . . . .	93,908	28	22	6	3	11	6
B-26. . . . .	36,157	21	14	7	3	16	4
B-29. . . . .	49,073	29	16	13	4	49	9
B-36. . . . .	2,183	3	3	-	-	-	-
B-45. . . . .	203	1	-	1	-	-	-
B-50. . . . .	3,965	4	1	3	-	-	-
Other . . . . .	62	-	-	-	-	-	-
<u>Fighter</u> . . . . .	<u>129,639</u>	<u>165</u>	<u>141</u>	<u>24</u>	<u>25</u>	<u>27</u>	<u>56</u>
F-47. . . . .	15,268	18	18	-	5	6	10
F-51. . . . .	47,727	63	54	9	8	8	17
F-61. . . . .	4,342	3	3	-	-	-	-
F-80. . . . .	44,421	50	42	8	10	10	22
F-82. . . . .	9,646	12	8	4	1	2	1
F-84. . . . .	7,600	13	11	2	1	1	5
F-86. . . . .	601	6	5	1	-	-	1
Other . . . . .	34	-	-	-	-	-	-
<u>Cargo</u> . . . . .	<u>400,678</u>	<u>143</u>	<u>90</u>	<u>53</u>	<u>17</u>	<u>72</u>	<u>28</u>
C-45. . . . .	57,294	25	18	7	3	7	8
C-46 (C-113). . . . .	14,077	6	6	-	1	6	2
C-47/53 (C-117) . . . . .	175,836	56	35	21	8	44	8
C-54. . . . .	135,074	46	23	23	4	11	8
C-74. . . . .	2,576	1	-	1	-	-	-
C-82. . . . .	12,664	7	6	1	1	4	2
C-97. . . . .	998	2	2	-	-	-	-
C-121. . . . .	1,812	-	-	-	-	-	-
Other . . . . .	347	-	-	-	-	-	-
<u>Trainer</u> . . . . .	<u>251,985</u>	<u>193</u>	<u>101</u>	<u>92</u>	<u>8</u>	<u>17</u>	<u>19</u>
<u>Liaison</u> . . . . .	<u>15,264</u>	<u>19</u>	<u>13</u>	<u>6</u>	<u>2</u>	<u>4</u>	<u>4</u>
<u>Rotary Wing</u> . . . . .	<u>3,912</u>	<u>7</u>	<u>7</u>	<u>-</u>	<u>-</u>	<u>-</u>	<u>3</u>
<u>Miscellaneous d/</u> . . . . .	<u>2,362</u>	<u>2</u>	<u>1</u>	<u>1</u>	<u>-</u>	<u>-</u>	<u>1</u>
<u>4th Quarter - Total</u> . . . . .	<u>1,233,240</u>	<u>585</u>	<u>373</u>	<u>212</u>	<u>51</u>	<u>80</u>	<u>127</u>
<u>Bomber</u> . . . . .	<u>266,260</u>	<u>66</u>	<u>46</u>	<u>20</u>	<u>7</u>	<u>16</u>	<u>8</u>
B-17. . . . .	31,794	9	6	3	-	-	-
B-25. . . . .	121,758	7	6	1	1	3	1
B-26. . . . .	45,173	15	12	3	3	9	3
B-29. . . . .	59,049	28	17	11	1	1	3
B-36. . . . .	1,656	2	1	1	-	-	-
B-45. . . . .	575	3	2	1	1	2	1
B-47. . . . .	-	1	1	-	1	1	1
B-50. . . . .	6,145	1	1	-	-	-	-
Other . . . . .	110	-	-	-	-	-	-
<u>Fighter</u> . . . . .	<u>133,920</u>	<u>193</u>	<u>160</u>	<u>33</u>	<u>30</u>	<u>38</u>	<u>79</u>
F-47. . . . .	10,454	15	14	1	4	4	7
F-51. . . . .	47,433	54	40	14	7	9	22
F-61. . . . .	2,064	1	1	-	1	1	1
F-80. . . . .	44,672	60	52	8	5	6	26
F-82. . . . .	10,262	29	21	8	5	10	7
F-84. . . . .	16,418	29	28	1	6	6	13
F-86. . . . .	2,609	5	4	1	2	2	3
Other . . . . .	8	-	-	-	-	-	-
<u>Cargo</u> . . . . .	<u>502,515</u>	<u>100</u>	<u>55</u>	<u>45</u>	<u>2</u>	<u>8</u>	<u>12</u>
C-45. . . . .	63,772	14	7	7	-	-	-
C-46 (C-113). . . . .	20,613	4	1	3	-	-	-
C-47/53 (C-117) . . . . .	214,246	38	21	17	2	8	5
C-54. . . . .	179,856	30	18	12	-	-	5
C-74. . . . .	2,736	2	1	1	-	-	-
C-82. . . . .	15,242	9	5	4	-	-	1
C-97. . . . .	1,356	1	-	1	-	-	-
C-121. . . . .	3,523	-	-	-	-	-	-
C-126. . . . .	783	2	2	-	-	-	1
Other . . . . .	388	-	-	-	-	-	-
<u>Trainer</u> . . . . .	<u>308,661</u>	<u>188</u>	<u>88</u>	<u>100</u>	<u>11</u>	<u>16</u>	<u>19</u>
<u>Liaison</u> . . . . .	<u>14,437</u>	<u>21</u>	<u>19</u>	<u>2</u>	<u>-</u>	<u>-</u>	<u>7</u>
<u>Rotary Wing</u> . . . . .	<u>4,452</u>	<u>4</u>	<u>4</u>	<u>-</u>	<u>1</u>	<u>2</u>	<u>1</u>
<u>Miscellaneous d/</u> . . . . .	<u>2,922</u>	<u>2</u>	<u>1</u>	<u>2</u>	<u>-</u>	<u>-</u>	<u>1</u>

TABLE - 90 USAF AIRCRAFT ACCIDENTS, BY TYPE AND MODEL INVOLVED (Continued)

Type and Model	Flying Hours	All Accidents			Fatal Accidents <sup>a/</sup>		Aircraft Wrecked <sup>b/</sup>
		Total	Major	Minor	Number	Deaths <sup>b/</sup>	
TOTAL F. Y. 1950. . . . .	<u>4,033,109</u>	<u>1,981</u>	<u>1,323</u>	<u>658</u>	<u>184</u>	<u>559</u>	<u>420</u>
<u>1st Quarter - Total</u> . . . . .	<u>1,199,180</u>	<u>585</u>	<u>391</u>	<u>194</u>	<u>48</u>	<u>107</u>	<u>124</u>
<u>Bomber</u> . . . . .	<u>283,287</u>	<u>93</u>	<u>64</u>	<u>29</u>	<u>10</u>	<u>50</u>	<u>16</u>
B-17. . . . .	30,177	14	9	5	1	10	2
B-25. . . . .	129,838	18	13	5	2	5	3
B-26. . . . .	44,123	21	14	7	2	2	1
B-29. . . . .	65,820	26	16	10	3	26	6
B-36. . . . .	2,515	10	8	2	1	5	1
B-45. . . . .	710	3	3	-	1	2	3
B-50. . . . .	10,049	1	1	-	-	-	-
Other . . . . .	55	-	-	-	-	-	-
<u>Fighter</u> . . . . .	<u>134,989</u>	<u>201</u>	<u>159</u>	<u>42</u>	<u>25</u>	<u>27</u>	<u>70</u>
F-47. . . . .	9,488	17	13	4	3	3	4
F-51. . . . .	45,936	50	36	14	9	9	26
F-61. . . . .	2,112	1	-	1	-	-	-
F-80 (T-33) . . . . .	40,783	70	58	12	7	8	21
F-82. . . . .	8,169	11	7	4	1	2	2
F-84. . . . .	23,594	38	34	4	4	4	13
F-86. . . . .	4,903	14	11	3	1	1	4
Other . . . . .	4	-	-	-	-	-	-
<u>Cargo</u> . . . . .	<u>465,108</u>	<u>89</u>	<u>51</u>	<u>38</u>	<u>9</u>	<u>25</u>	<u>13</u>
C-45. . . . .	62,571	26	14	12	1	2	2
C-46 (C-113) . . . . .	29,936	7	6	1	1	1	1
C-47/53 (C-117) . . . . .	226,111	40	19	21	3	13	4
C-54. . . . .	116,941	8	5	3	1	3	2
C-64. . . . .	399	1	1	-	-	-	1
C-74. . . . .	2,883	-	-	-	-	-	-
C-82. . . . .	21,340	5	5	-	3	6	3
C-97. . . . .	1,457	1	1	-	-	-	-
C-121. . . . .	3,386	1	-	1	-	-	-
Other . . . . .	84	-	-	-	-	-	-
<u>Trainer</u> . . . . .	<u>292,906</u>	<u>170</u>	<u>93</u>	<u>77</u>	<u>4</u>	<u>5</u>	<u>18</u>
<u>Liaison</u> . . . . .	<u>12,880</u>	<u>22</u>	<u>16</u>	<u>6</u>	<u>-</u>	<u>-</u>	<u>2</u>
<u>Rotary Wing</u> . . . . .	<u>3,684</u>	<u>7</u>	<u>5</u>	<u>2</u>	<u>-</u>	<u>-</u>	<u>4</u>
<u>Miscellaneous<sup>d/</sup></u> . . . . .	<u>2,326</u>	<u>2</u>	<u>2</u>	<u>-</u>	<u>-</u>	<u>-</u>	<u>1</u>
<u>2nd Quarter - Total</u> . . . . .	<u>856,861</u>	<u>423</u>	<u>282</u>	<u>141</u>	<u>37</u>	<u>140</u>	<u>83</u>
<u>Bomber</u> . . . . .	<u>190,457</u>	<u>82</u>	<u>56</u>	<u>26</u>	<u>12</u>	<u>85</u>	<u>23</u>
B-17. . . . .	20,319	8	4	4	1	5	2
B-25. . . . .	87,821	17	13	4	1	2	7
B-26. . . . .	27,021	23	16	7	2	10	4
B-29. . . . .	43,792	18	12	6	6	45	8
B-36. . . . .	1,925	5	5	-	-	-	-
B-45. . . . .	578	3	1	2	-	-	-
B-50. . . . .	8,968	7	5	2	2	23	2
Other . . . . .	33	1	-	1	-	-	-
<u>Fighter</u> . . . . .	<u>88,796</u>	<u>113</u>	<u>88</u>	<u>25</u>	<u>12</u>	<u>13</u>	<u>32</u>
F-47. . . . .	5,050	1	1	-	-	-	1
F-51. . . . .	22,554	25	19	6	2	2	8
F-61. . . . .	1,028	1	1	0	-	-	1
F-80 (T-33) . . . . .	28,977	37	29	8	4	4	8
F-82. . . . .	9,555	14	12	2	1	2	4
F-84. . . . .	16,461	27	19	8	5	5	9
F-86. . . . .	5,149	8	7	1	-	-	1
Other . . . . .	22	-	-	-	-	-	-
<u>Cargo</u> . . . . .	<u>326,029</u>	<u>82</u>	<u>44</u>	<u>38</u>	<u>2</u>	<u>18</u>	<u>9</u>
C-45. . . . .	47,591	16	11	5	-	-	2
C-46 (C-113) . . . . .	28,239	8	3	5	-	-	2
C-47/53 (C-117) . . . . .	175,372	36	19	17	1	9	3
C-54. . . . .	56,873	10	3	7	1	6	1
C-74. . . . .	2,313	1	1	-	-	-	-
C-82. . . . .	11,315	7	5	2	1	3	1
C-97. . . . .	993	1	1	-	-	-	-
C-121. . . . .	2,918	1	1	-	-	-	-
Other . . . . .	415	2	-	2	-	-	-
<u>Trainer</u> . . . . .	<u>236,898</u>	<u>130</u>	<u>84</u>	<u>46</u>	<u>7</u>	<u>15</u>	<u>16</u>
<u>Liaison</u> . . . . .	<u>8,822</u>	<u>10</u>	<u>6</u>	<u>4</u>	<u>1</u>	<u>1</u>	<u>1</u>
<u>Rotary Wing</u> . . . . .	<u>2,941</u>	<u>4</u>	<u>3</u>	<u>1</u>	<u>1</u>	<u>1</u>	<u>1</u>
<u>Miscellaneous<sup>d/</sup></u> . . . . .	<u>2,918</u>	<u>2</u>	<u>1</u>	<u>1</u>	<u>1</u>	<u>7</u>	<u>1</u>

<sup>a/</sup> More than one fatality may occur as the result of any one fatal accident

<sup>b/</sup> Deaths include all persons killed and/or missing as the result of USAF major accidents

TABLE - 50 USAF AIRCRAFT ACCIDENTS, BY TYPE AND MODEL INVOLVED (Continued)

Type and Model	Flying Hours	All Accidents.			Fatal Accidents <sup>a/</sup>		Aircraft Wrecked <sup>a/</sup>
		Total	Major	Minor	Number	Deaths <sup>b/</sup>	
<b>3rd Quarter - Total</b>	<b>899,608</b>	<b>449</b>	<b>309</b>	<b>140</b>	<b>39</b>	<b>149</b>	<b>89</b>
<b>Bomber - Total</b>	<b>195,195</b>	<b>64</b>	<b>45</b>	<b>19</b>	<b>6</b>	<b>32</b>	<b>14</b>
B-17	18,154	4	3	1	-	-	1
B-25	94,347	16	13	3	-	-	3
B-26	18,705	8	4	4	1	3	4
B-29	47,090	22	15	7	1	8	1
B-36	1,699	2	1	1	1	5	2
B-45	1,950	5	5	-	1	2	1
B-49	-	1	1	-	-	-	2
B-50	13,193	6	3	3	2	14	-
Other	57	-	-	-	-	-	-
<b>Fighter - Total</b>	<b>105,294</b>	<b>153</b>	<b>135</b>	<b>18</b>	<b>16</b>	<b>20</b>	<b>41</b>
F-47	3,902	2	2	-	1	1	1
F-81	13,589	21	18	3	1	1	8
F-80 (T-33)	42,300	53	48	5	9	10	14
F-82	11,341	21	19	2	3	6	5
F-84	17,811	27	25	2	-	-	8
F-86	16,170	28	23	5	2	2	5
F-94	-	1	-	1	-	-	-
Other	181	-	-	-	-	-	-
<b>Cargo - Total</b>	<b>336,408</b>	<b>82</b>	<b>44</b>	<b>38</b>	<b>9</b>	<b>72</b>	<b>19</b>
C-45	43,755	11	7	4	1	6	2
C-46 (C-113)	31,606	8	5	3	-	-	1
C-47/53 (C-117)	163,354	44	19	25	6	19	12
C-54	74,061	13	8	5	2	47	3
C-74	2,644	-	-	-	-	-	-
C-82	13,112	1	1	-	-	-	1
C-97	1,149	1	1	-	-	-	-
C-119	3,705	3	3	-	-	-	-
C-121	2,861	1	-	1	-	-	-
Other	161	-	-	-	-	-	-
<b>Trainer</b>	<b>247,326</b>	<b>130</b>	<b>69</b>	<b>61</b>	<b>6</b>	<b>9</b>	<b>10</b>
Liaison	9,111	14	11	3	1	2	2
Rotary Wing	3,595	2	2	-	-	-	2
Miscellaneous <sup>d/</sup>	2,679	4	2	2	1	14	1
<b>4th Quarter - Total</b>	<b>1,077,460</b>	<b>524</b>	<b>341</b>	<b>183</b>	<b>60</b>	<b>163</b>	<b>124</b>
<b>Bomber - Total</b>	<b>253,742</b>	<b>81</b>	<b>48</b>	<b>33</b>	<b>12</b>	<b>67</b>	<b>18</b>
B-17	19,488	4	3	1	-	-	-
B-25	116,440	26	13	13	3	17	5
B-26	31,006	13	7	6	2	3	3
B-29	59,872	22	13	9	5	42	8
B-36	3,987	1	1	-	1	1	-
B-45	2,916	6	5	1	-	-	1
B-50	20,003	9	6	3	1	4	1
Other	30	-	-	-	-	-	-
<b>Fighter - Total</b>	<b>136,810</b>	<b>180</b>	<b>148</b>	<b>32</b>	<b>31</b>	<b>33</b>	<b>65</b>
F-47	7,960	10	10	-	1	1	3
F-51	17,683	20	18	2	4	4	10
F-80 (T-33)	63,039	62	53	9	12	12	25
F-82	9,284	17	11	6	2	3	4
F-84	18,315	31	26	5	7	7	14
F-86	20,273	34	25	9	4	4	8
F-88	-	1	1	-	-	-	-
F-90	-	1	1	-	-	-	-
F-92	3	2	1	1	-	-	-
F-94	-	-	-	-	-	-	-
Other	253	2	2	-	1	2	1
<b>Cargo - Total</b>	<b>378,904</b>	<b>87</b>	<b>47</b>	<b>40</b>	<b>5</b>	<b>44</b>	<b>18</b>
C-45	51,509	16	8	8	-	-	3
C-46 (C-113)	46,667	19	11	8	-	-	1
C-47/53 (C-117)	180,397	31	12	19	3	5	7
C-54	69,013	13	11	2	1	35	4
C-74	1,592	1	-	1	-	-	-
C-82	13,545	4	3	1	-	-	1
C-97	3,907	-	-	-	-	-	-
C-119	8,927	3	2	1	1	4	2
C-121	2,860	-	-	-	-	-	-
Other	487	-	-	-	-	-	-
<b>Trainer</b>	<b>288,932</b>	<b>147</b>	<b>76</b>	<b>71</b>	<b>10</b>	<b>16</b>	<b>13</b>
Liaison	10,549	14	11	3	1	1	6
Rotary Wing	4,876	10	9	1	-	-	2
Miscellaneous <sup>d/</sup>	3,647	2	2	2	1	2	2

<sup>a/</sup> Aircraft wrecked includes missing aircraft <sup>d/</sup> Includes all other types  
 Source: D/Flight Safety Research - Inspector General

TABLE - 91 USAF AIRCRAFT ACCIDENTS, BY PHASE OF FLIGHT

(Includes Air Force Reserve and Civil Air Patrol. Excludes Air National Guard)

Type and Model	Major Accidents	Phase of Flight					
		Taxiing	Take-Off	In Flight	Final Approach; Landing	Go Around	Miscellaneous a/
<u>Last Half FY 1949 - Total . . .</u>	<u>789</u>	<u>71</u>	<u>94</u>	<u>184</u>	<u>390</u>	<u>11</u>	<u>39</u>
<u>3rd Quarter - Total . . . . .</u>	<u>416</u>	<u>45</u>	<u>44</u>	<u>90</u>	<u>210</u>	<u>6</u>	<u>21</u>
<u>Bomber . . . . .</u>	<u>63</u>	<u>7</u>	<u>8</u>	<u>19</u>	<u>26</u>	<u>1</u>	<u>2</u>
B-17 . . . . .	7	2	1	1	2	1	-
B-25 . . . . .	22	4	3	5	8	-	2
B-26 . . . . .	14	-	-	7	7	-	-
B-29 . . . . .	16	1	3	6	6	-	-
B-36 . . . . .	3	-	1	-	2	-	-
B-50 . . . . .	1	-	-	-	1	-	-
<u>Fighter . . . . .</u>	<u>141</u>	<u>8</u>	<u>17</u>	<u>30</u>	<u>71</u>	<u>5</u>	<u>10</u>
F-47 . . . . .	18	3	2	3	8	1	1
F-51 . . . . .	54	3	7	11	27	2	4
F-61 . . . . .	3	-	2	1	-	-	-
F-80 . . . . .	42	-	5	12	19	1	5
F-82 . . . . .	8	2	1	-	5	-	-
F-84 . . . . .	11	-	-	2	8	1	-
F-86 . . . . .	5	-	-	1	4	-	-
<u>Cargo . . . . .</u>	<u>90</u>	<u>8</u>	<u>10</u>	<u>27</u>	<u>40</u>	<u>-</u>	<u>5</u>
C-45 . . . . .	18	1	3	4	9	-	1
C-46 (C-113) . . . . .	6	-	-	2	4	-	-
C-47/53 (C-117) . . . . .	35	5	5	14	9	-	2
C-54 . . . . .	23	2	1	5	13	-	2
C-82 . . . . .	6	-	1	2	3	-	-
C-97 . . . . .	2	-	-	-	2	-	-
<u>Trainer . . . . .</u>	<u>101</u>	<u>19</u>	<u>7</u>	<u>12</u>	<u>60</u>	<u>-</u>	<u>3</u>
Liaison . . . . .	13	2	-	2	7	-	1
Rotary Wing . . . . .	7	-	2	-	5	-	-
Miscellaneous b/. . . . .	1	-	-	-	1	-	-
<u>4th Quarter - Total . . . . .</u>	<u>373</u>	<u>26</u>	<u>50</u>	<u>94</u>	<u>180</u>	<u>2</u>	<u>18</u>
<u>Bomber . . . . .</u>	<u>46</u>	<u>6</u>	<u>1</u>	<u>22</u>	<u>15</u>	<u>1</u>	<u>1</u>
B-17 . . . . .	5	2	1	2	1	-	-
B-25 . . . . .	6	-	-	2	4	-	-
B-26 . . . . .	12	2	-	4	6	-	-
B-29 . . . . .	17	2	-	12	2	1	-
B-36 . . . . .	1	-	-	-	-	-	1
B-45 . . . . .	2	-	-	1	1	-	-
B-47 . . . . .	1	-	-	1	-	-	-
B-50 . . . . .	1	-	-	-	1	-	-
<u>Fighter . . . . .</u>	<u>160</u>	<u>5</u>	<u>24</u>	<u>48</u>	<u>69</u>	<u>4</u>	<u>10</u>
F-47 . . . . .	14	1	3	5	3	-	2
F-51 . . . . .	40	2	1	9	24	2	2
F-61 . . . . .	1	-	-	-	1	-	-
F-80 . . . . .	52	-	9	19	20	2	2
F-82 . . . . .	21	2	4	5	9	-	1
F-84 . . . . .	28	-	6	9	10	-	3
F-86 . . . . .	4	-	1	1	2	-	-
<u>Cargo . . . . .</u>	<u>55</u>	<u>9</u>	<u>13</u>	<u>7</u>	<u>21</u>	<u>-</u>	<u>2</u>
C-45 . . . . .	7	-	3	1	3	-	-
C-46 (C-113) . . . . .	1	-	-	-	1	-	-
C-47/53 (C-117) . . . . .	21	5	5	3	7	-	1
C-54 . . . . .	18	4	4	-	8	-	2
C-74 . . . . .	1	-	-	-	1	-	-
C-82 . . . . .	5	-	1	3	1	-	-
C-126 . . . . .	2	-	-	-	-	-	-
<u>Trainer . . . . .</u>	<u>88</u>	<u>4</u>	<u>8</u>	<u>11</u>	<u>61</u>	<u>-</u>	<u>4</u>
Liaison . . . . .	19	1	4	2	13	-	-
Rotary Wing . . . . .	7	1	-	2	1	-	-
Miscellaneous b/. . . . .	1	-	-	1	-	-	-

TABLE - 91 USAF AIRCRAFT ACCIDENTS, BY PHASE OF FLIGHT (Continued)

Type and Model	Major Accidents	Phase of Flight					
		Taxing	Take-Off	In Flight	Final Approach; Landing	Go Around	Miscellaneous a/
TOTAL F. Y. 1950. . . . .	<u>1,323</u>	<u>98</u>	<u>157</u>	<u>345</u>	<u>642</u>	<u>29</u>	<u>49</u>
<u>1st Quarter - Total</u> . . . . .	<u>391</u>	<u>35</u>	<u>41</u>	<u>100</u>	<u>183</u>	<u>15</u>	<u>17</u>
<u>Bomber</u> . . . . .	<u>64</u>	<u>7</u>	<u>5</u>	<u>24</u>	<u>18</u>	<u>2</u>	<u>8</u>
B-17. . . . .	9	3	-	3	2	-	1
B-25. . . . .	13	1	-	5	4	-	3
B-26. . . . .	14	2	-	3	6	-	3
B-29. . . . .	16	1	2	8	3	1	1
B-36. . . . .	8	-	3	4	1	-	-
B-45. . . . .	3	-	-	1	1	1	-
B-50. . . . .	1	-	-	-	1	-	-
<u>Fighter</u> . . . . .	<u>159</u>	<u>11</u>	<u>13</u>	<u>55</u>	<u>71</u>	<u>4</u>	<u>5</u>
F-47. . . . .	13	1	3	3	5	-	1
F-51. . . . .	36	4	3	9	19	-	1
F-61. . . . .	-	-	-	-	-	-	-
F-80 (T-33) . . . . .	58	5	3	19	28	1	2
F-82. . . . .	7	1	1	5	-	-	-
F-84. . . . .	34	-	3	13	15	2	1
F-86. . . . .	11	-	-	6	4	1	-
<u>Cargo</u> . . . . .	<u>51</u>	<u>7</u>	<u>10</u>	<u>9</u>	<u>20</u>	<u>3</u>	<u>2</u>
C-45. . . . .	14	-	2	1	9	2	-
C-46 (C-113) . . . . .	6	3	-	2	1	-	-
C-47/53 (C-117) . . . . .	19	3	5	2	6	1	2
C-54. . . . .	5	1	-	2	2	-	-
C-64. . . . .	1	-	1	-	-	-	-
C-74. . . . .	-	-	-	-	-	-	-
C-82. . . . .	5	-	1	2	2	-	-
C-97. . . . .	1	-	1	-	-	-	-
C-121. . . . .	-	-	-	-	-	-	-
<u>Trainer</u> . . . . .	<u>93</u>	<u>9</u>	<u>8</u>	<u>9</u>	<u>60</u>	<u>6</u>	<u>1</u>
Liaison . . . . .	16	1	4	2	8	-	1
Rotary Wing . . . . .	5	-	-	-	1	-	-
Miscellaneous b/. . . . .	2	-	-	1	2	-	-
<u>2nd Quarter - Total</u> . . . . .	<u>282</u>	<u>22</u>	<u>32</u>	<u>68</u>	<u>144</u>	<u>6</u>	<u>10</u>
<u>Bomber</u> . . . . .	<u>56</u>	<u>4</u>	<u>7</u>	<u>24</u>	<u>17</u>	<u>2</u>	<u>2</u>
B-17. . . . .	4	2	-	1	1	-	-
B-25. . . . .	13	-	2	4	6	-	1
B-26. . . . .	16	1	3	5	6	-	1
B-29. . . . .	12	1	1	5	3	2	-
B-36. . . . .	5	-	1	3	1	-	-
B-45. . . . .	1	-	-	1	-	-	-
B-50. . . . .	5	-	-	5	-	-	-
<u>Fighter</u> . . . . .	<u>88</u>	<u>2</u>	<u>10</u>	<u>25</u>	<u>46</u>	<u>1</u>	<u>2</u>
F-47. . . . .	1	-	-	1	-	-	-
F-51. . . . .	19	1	2	3	13	-	-
F-61. . . . .	1	-	-	-	-	-	1
F-80 (T-33) . . . . .	29	2	5	6	14	1	1
F-82. . . . .	12	-	2	3	7	-	-
F-84. . . . .	19	-	1	10	7	-	1
F-86. . . . .	7	-	-	2	5	-	-
<u>Cargo</u> . . . . .	<u>44</u>	<u>8</u>	<u>7</u>	<u>8</u>	<u>18</u>	<u>1</u>	<u>2</u>
C-45. . . . .	11	2	1	2	6	-	-
C-46 (C-113) . . . . .	3	-	-	-	3	-	-
C-47/53 (C-117) . . . . .	19	4	4	3	5	1	2
C-54. . . . .	3	-	1	1	2	-	-
C-74. . . . .	1	1	-	-	-	-	-
C-82. . . . .	5	-	2	2	1	-	-
C-97. . . . .	1	-	-	-	1	-	-
C-121. . . . .	1	1	-	-	-	-	-
<u>Trainer</u> . . . . .	<u>84</u>	<u>7</u>	<u>7</u>	<u>8</u>	<u>59</u>	<u>2</u>	<u>1</u>
Liaison . . . . .	6	-	1	1	3	-	1
Rotary Wing . . . . .	3	-	-	2	1	-	-
Miscellaneous b/. . . . .	1	-	-	-	-	-	1

TABLE - 91 USAF AIRCRAFT ACCIDENTS, BY PHASE OF FLIGHT (Continued)

Type and Model	Major Accidents	Phase of Flight					
		Taxing	Take-Off	In Flight	Final Approach; Landing	Go Around	Miscellaneous a/
<u>3rd Quarter - Total</u> . . . . .	<u>309</u>	<u>21</u>	<u>41</u>	<u>74</u>	<u>157</u>	<u>4</u>	<u>14</u>
<u>Bomber - Total</u> . . . . .	<u>45</u>	<u>6</u>	<u>8</u>	<u>13</u>	<u>18</u>	-	<u>1</u>
B-17 . . . . .	3	2	-	-	1	-	-
B-25 . . . . .	13	-	3	3	8	-	-
B-26 . . . . .	4	1	-	2	1	-	-
B-29 . . . . .	15	2	4	4	5	-	-
B-36 . . . . .	1	-	-	1	-	-	-
B-45 . . . . .	5	-	1	1	2	-	1
B-49 . . . . .	1	1	-	-	-	-	-
B-50 . . . . .	3	-	-	2	1	-	-
<u>Fighter</u> . . . . .	<u>135</u>	<u>1</u>	<u>9</u>	<u>44</u>	<u>71</u>	<u>3</u>	<u>7</u>
F-47 . . . . .	2	-	-	1	1	-	-
F-51 . . . . .	18	-	1	5	8	1	3
F-80 (T-33) . . . . .	48	-	4	15	27	-	2
F-82 . . . . .	19	1	1	7	9	1	-
F-84 . . . . .	25	-	2	7	15	1	-
F-86 . . . . .	23	-	1	9	11	-	2
<u>Cargo</u> . . . . .	<u>44</u>	<u>5</u>	<u>6</u>	<u>12</u>	<u>18</u>	-	<u>2</u>
C-45 . . . . .	7	-	1	1	5	-	-
C-46 (C-113) . . . . .	5	-	-	-	5	-	-
C-47/53 (C-117) . . . . .	19	2	5	6	5	-	1
C-54 . . . . .	8	-	-	4	2	-	2
C-82 . . . . .	1	-	-	-	1	-	-
C-97 . . . . .	1	1	-	-	-	-	-
C-119 . . . . .	3	2	-	3	-	-	-
<u>Trainer</u> . . . . .	<u>69</u>	<u>9</u>	<u>14</u>	<u>2</u>	<u>41</u>	<u>1</u>	<u>2</u>
<u>Liaison</u> . . . . .	<u>11</u>	<u>-</u>	<u>2</u>	<u>2</u>	<u>7</u>	<u>-</u>	<u>-</u>
<u>Rotary Wing</u> . . . . .	<u>2</u>	<u>-</u>	<u>1</u>	<u>1</u>	<u>-</u>	<u>-</u>	<u>-</u>
<u>Miscellaneous b/</u> . . . . .	<u>3</u>	<u>-</u>	<u>1</u>	<u>-</u>	<u>2</u>	<u>-</u>	<u>-</u>
<u>4th Quarter - Total</u> . . . . .	<u>341</u>	<u>20</u>	<u>43</u>	<u>103</u>	<u>159</u>	<u>14</u>	<u>8</u>
<u>Bomber</u> . . . . .	<u>48</u>	<u>5</u>	<u>7</u>	<u>17</u>	<u>16</u>	<u>4</u>	<u>-</u>
B-17 . . . . .	3	1	1	1	1	-	-
B-25 . . . . .	13	-	2	6	5	-	-
B-26 . . . . .	7	1	3	1	2	-	-
B-29 . . . . .	13	2	-	5	5	1	-
B-36 . . . . .	1	-	-	1	-	-	-
B-45 . . . . .	5	-	1	1	2	2	-
B-50 . . . . .	6	1	1	3	1	1	-
<u>Fighter</u> . . . . .	<u>148</u>	<u>2</u>	<u>12</u>	<u>61</u>	<u>63</u>	<u>7</u>	<u>6</u>
F-47 . . . . .	10	-	2	5	3	-	-
F-51 . . . . .	18	1	2	5	8	1	1
F-80 (T-33) . . . . .	53	-	4	22	22	3	4
F-82 . . . . .	11	2	-	5	4	-	-
F-84 . . . . .	26	-	2	13	9	3	-
F-86 . . . . .	25	-	-	10	14	-	1
F-88 . . . . .	1	-	-	-	1	-	-
F-90 . . . . .	1	-	-	1	-	-	-
F-92 . . . . .	1	-	1	-	-	-	-
F-93 . . . . .	-	-	1	-	-	-	-
F-94 . . . . .	2	-	-	-	2	-	-
<u>Cargo</u> . . . . .	<u>47</u>	<u>7</u>	<u>10</u>	<u>10</u>	<u>17</u>	<u>2</u>	<u>1</u>
C-45 . . . . .	8	-	2	1	5	-	-
C-46 (C-113) . . . . .	11	3	4	1	3	-	-
C-47/53 (C-117) . . . . .	12	3	2	1	4	2	-
C-54 . . . . .	11	1	1	5	3	-	1
C-82 . . . . .	3	-	1	1	1	-	-
C-119 . . . . .	2	-	-	1	1	-	-
<u>Trainer</u> . . . . .	<u>76</u>	<u>4</u>	<u>10</u>	<u>11</u>	<u>49</u>	<u>1</u>	<u>1</u>
<u>Liaison</u> . . . . .	<u>11</u>	<u>-</u>	<u>2</u>	<u>3</u>	<u>6</u>	<u>-</u>	<u>-</u>
<u>Rotary Wing</u> . . . . .	<u>9</u>	<u>1</u>	<u>2</u>	<u>-</u>	<u>5</u>	<u>-</u>	<u>-</u>
<u>Miscellaneous b/</u> . . . . .	<u>2</u>	<u>-</u>	<u>-</u>	<u>1</u>	<u>5</u>	<u>-</u>	<u>-</u>

a/ Phases not shown in other columns, including those "undetermined". b/ All other types.  
 Source: D/Flight Safety Research - Inspector General

TABLE - 92 FACTORS CAUSING USAF AIRCRAFT ACCIDENTS

(Includes Air Force Reserve and Civil Air Patrol Excludes Air National Guard)

Type and Model	Major Accidents	Cause Factors a/					
		Pilot Error	Supervisory Error	Maintenance Error	Materiel Failure	Air Base and Airways	Other b/
<u>Last Half FY 1949 - Total</u>	<u>789</u>	<u>471</u>	<u>93</u>	<u>81</u>	<u>248</u>	<u>60</u>	<u>92</u>
<u>3rd Quarter - Total</u>	<u>416</u>	<u>243</u>	<u>59</u>	<u>42</u>	<u>133</u>	<u>39</u>	<u>44</u>
<u>Bomber</u>	<u>63</u>	<u>29</u>	<u>12</u>	<u>8</u>	<u>25</u>	<u>13</u>	<u>10</u>
B-17	7	3	2	1	-	2	1
B-25	22	10	4	3	10	7	2
B-26	14	6	1	3	4	-	2
B-29	16	9	4	1	7	3	5
B-36	3	-	-	-	3	-	-
B-50	1	1	1	-	1	1	-
<u>Fighter</u>	<u>141</u>	<u>69</u>	<u>15</u>	<u>12</u>	<u>63</u>	<u>7</u>	<u>11</u>
F-47	18	8	1	3	7	1	3
F-51	54	28	6	6	25	1	2
F-61	3	1	-	-	2	-	-
F-80	42	18	6	2	16	3	6
F-82	8	7	1	-	3	2	-
F-84	11	7	1	1	5	-	-
F-86	5	-	-	-	5	-	-
<u>Cargo</u>	<u>90</u>	<u>52</u>	<u>14</u>	<u>9</u>	<u>25</u>	<u>15</u>	<u>17</u>
C-45	18	13	1	2	2	5	2
C-46 (C-113)	6	3	1	1	1	-	2
C-47/53 (C-117)	35	18	6	1	6	7	11
C-45	23	14	4	5	13	3	-
C-82	6	3	2	-	2	-	2
C-97	2	1	-	-	1	-	-
<u>Trainer</u>	<u>101</u>	<u>80</u>	<u>17</u>	<u>11</u>	<u>13</u>	<u>4</u>	<u>5</u>
Liaison	13	10	1	-	1	-	1
Rotary Wing	7	2	-	2	1	-	-
Miscellaneous c/	1	1	-	-	1	-	-
<u>4th Quarter - Total</u>	<u>373</u>	<u>228</u>	<u>34</u>	<u>39</u>	<u>115</u>	<u>21</u>	<u>48</u>
<u>Bomber</u>	<u>46</u>	<u>14</u>	<u>5</u>	<u>7</u>	<u>21</u>	<u>5</u>	<u>7</u>
B-17	6	3	1	2	2	2	1
B-25	6	1	-	-	4	1	1
B-26	12	3	2	2	3	2	4
B-29	17	6	2	3	8	-	2
B-36	1	-	-	-	1	-	-
B-45	2	-	-	-	2	-	-
B-47	1	-	-	-	1	-	-
B-50	1	1	-	-	-	-	-
<u>Fighter</u>	<u>160</u>	<u>94</u>	<u>9</u>	<u>13</u>	<u>56</u>	<u>3</u>	<u>23</u>
F-47	14	7	1	-	5	1	2
F-51	40	24	3	5	16	1	5
F-61	1	-	-	-	1	-	-
F-80	52	31	2	2	18	-	6
F-82	21	12	2	-	6	1	6
F-84	28	17	1	6	8	-	4
F-86	4	3	-	-	2	-	-
<u>Cargo</u>	<u>55</u>	<u>32</u>	<u>9</u>	<u>6</u>	<u>15</u>	<u>7</u>	<u>10</u>
C-45	7	3	-	2	-	-	3
C-46 (C-113)	1	1	-	-	-	-	-
C-47/53 (C-117)	21	15	4	2	6	1	3
C-54	18	11	5	2	5	5	4
C-74	1	1	-	-	-	-	-
C-82	5	1	-	-	4	1	1
C-126	2	-	-	-	-	-	-
<u>Trainer</u>	<u>88</u>	<u>75</u>	<u>8</u>	<u>13</u>	<u>13</u>	<u>3</u>	<u>4</u>
Liaison	19	12	2	-	6	1	1
Rotary wing	4	1	-	-	3	-	1
Miscellaneous c/	1	-	-	-	1	-	-



TABLE - 92-FACTORS CAUSING USAF AIRCRAFT ACCIDENTS (Continued)

(Includes Air Force Reserve and Civil Air Patrol. Excludes Air National Guard)

Type and Model	Major Accidents	Cause Factors a/					
		Pilot Error	Supervisory Error	Maintenance Error	Materiel Failure	Air Base and Airways	Other b/
TOTAL F.Y. 1950. . . . .	1,323	761	120	104	439	56	177
1st Quarter - Total. . . . .	391	238	37	30	120	16	46
<u>Bomber</u> . . . . .	64	17	5	5	32	2	13
B-17 . . . . .	9	2	1	1	3	-	3
B-25 . . . . .	13	6	1	-	3	1	5
B-26 . . . . .	14	4	2	3	10	1	-
B-29 . . . . .	16	4	1	1	9	-	4
B-36 . . . . .	8	-	-	-	4	-	1
B-45 . . . . .	3	-	-	-	3	-	-
B-50 . . . . .	1	1	-	-	-	-	-
<u>Fighter</u> . . . . .	159	90	12	5	56	12	23
F-47 . . . . .	13	7	-	-	4	-	2
F-51 . . . . .	36	26	3	-	11	3	2
F-80 (T-33) . . . . .	58	33	8	2	19	7	13
F-82 . . . . .	7	5	-	1	2	-	-
F-84 . . . . .	34	15	1	1	15	1	5
F-86 . . . . .	11	4	-	1	5	1	1
<u>Cargo</u> . . . . .	51	32	2	6	15	1	5
C-45 . . . . .	14	11	-	1	5	-	-
C-46 (C-113) . . . . .	6	5	1	1	1	-	-
C-47/53 (C-117) . . . . .	19	11	-	3	3	1	3
C-54 . . . . .	5	2	1	1	3	-	-
C-64 . . . . .	1	-	-	-	-	-	1
C-82 . . . . .	5	3	-	-	2	-	1
C-97 . . . . .	1	-	-	-	1	-	-
<u>Trainer</u> . . . . .	93	83	17	12	8	1	4
<u>Liaison</u> . . . . .	16	12	1	1	1	-	1
<u>Rotary Wing</u> . . . . .	2	4	-	1	2	-	-
<u>Miscellaneous c/</u> . . . . .	2	-	-	-	2	-	-
2nd Quarter - Total. . . . .	282	167	32	25	87	13	35
<u>Bomber</u> . . . . .	26	19	6	9	16	4	17
B-17 . . . . .	4	1	1	1	1	1	3
B-25 . . . . .	13	7	1	-	3	2	5
B-26 . . . . .	16	5	1	3	4	2	2
B-29 . . . . .	12	5	3	4	3	1	3
B-36 . . . . .	5	-	-	1	3	-	2
B-45 . . . . .	1	1	-	-	-	-	-
B-50 . . . . .	5	-	-	-	3	-	2
<u>Fighter</u> . . . . .	88	46	6	4	42	2	9
F-47 . . . . .	1	-	-	-	1	-	-
F-51 . . . . .	19	13	5	2	6	-	-
F-61 . . . . .	1	-	-	-	1	-	-
F-80 (T-33) . . . . .	29	16	1	1	13	1	4
F-82 . . . . .	12	6	-	-	8	1	-
F-84 . . . . .	19	9	-	1	7	-	5
F-86 . . . . .	7	2	-	-	6	-	-
<u>Cargo</u> . . . . .	44	25	3	8	16	5	5
C-45 . . . . .	11	6	1	3	4	-	2
C-46 (C-113) . . . . .	3	1	-	-	2	-	-
C-47/53 (C-117) . . . . .	19	10	-	3	6	2	2
C-54 . . . . .	3	3	1	-	6	1	-
C-74 . . . . .	1	-	-	1	-	-	-
C-82 . . . . .	5	3	1	1	4	-	1
C-97 . . . . .	1	1	-	-	-	1	-
C-121 . . . . .	1	1	-	-	-	1	-
<u>Trainer</u> . . . . .	84	73	15	2	10	2	2
<u>Liaison</u> . . . . .	6	2	1	-	2	-	1
<u>Rotary Wing</u> . . . . .	2	1	1	1	1	-	-
<u>Miscellaneous c/</u> . . . . .	1	-	-	-	-	-	1

TABLE - 92 FACTORS CAUSING USAF AIRCRAFT ACCIDENTS (Continued)

(Includes Air Force Reserve and Civil Air Patrol Excludes Air National Guard)

Type and Model	Major Accidents	Cause Factors a/					
		Pilot Error	Supervisory Error	Maintenance Error	Material Failure	Air Base and Airways	Other b/
<u>3rd Quarter - Total</u> . . . . .	<u>309</u>	<u>174</u>	<u>28</u>	<u>30</u>	<u>110</u>	<u>18</u>	<u>37</u>
<u>Bomber</u> . . . . .	<u>45</u>	<u>20</u>	<u>6</u>	<u>8</u>	<u>15</u>	<u>5</u>	<u>14</u>
B-17 . . . . .	3	1	-	-	2	1	-
B-25 . . . . .	13	9	2	3	6	-	3
B-26 . . . . .	4	1	-	-	-	-	3
B-29 . . . . .	15	8	3	3	4	3	3
B-36 . . . . .	1	-	1	-	1	-	-
B-45 . . . . .	5	-	-	1	-	-	4
B-49 . . . . .	1	-	-	-	1	-	-
B-50 . . . . .	3	1	-	1	1	1	1
<u>Fighter</u> . . . . .	<u>135</u>	<u>67</u>	<u>7</u>	<u>10</u>	<u>55</u>	<u>4</u>	<u>19</u>
F-47 . . . . .	2	2	-	-	-	-	-
F-51 . . . . .	18	8	-	3	10	-	2
F-80 (T-33) . . . . .	48	28	3	4	13	1	8
F-82 . . . . .	19	8	-	1	9	1	3
F-84 . . . . .	25	15	3	1	12	-	-
F-86 . . . . .	23	6	-	1	11	2	6
<u>Cargo</u> . . . . .	<u>44</u>	<u>27</u>	<u>6</u>	<u>4</u>	<u>16</u>	<u>6</u>	<u>2</u>
C-45 . . . . .	7	4	1	1	2	-	1
C-46 (C-113) . . . . .	5	4	1	1	3	1	-
C-47/53 (C-117) . . . . .	19	15	3	1	6	4	-
C-54 . . . . .	8	3	-	2	1	-	1
C-82 . . . . .	1	-	-	-	1	-	-
C-97 . . . . .	1	1	1	-	-	1	-
C-119 . . . . .	3	1	-	-	3	-	-
<u>Trainer</u> . . . . .	<u>69</u>	<u>49</u>	<u>8</u>	<u>8</u>	<u>18</u>	<u>2</u>	<u>12</u>
<u>Liaison</u> . . . . .	<u>11</u>	<u>8</u>	<u>-</u>	<u>-</u>	<u>4</u>	<u>1</u>	<u>-</u>
<u>Rotary Wing</u> . . . . .	<u>2</u>	<u>2</u>	<u>1</u>	<u>-</u>	<u>-</u>	<u>-</u>	<u>-</u>
<u>Miscellaneous c/</u> . . . . .	<u>3</u>	<u>1</u>	<u>-</u>	<u>-</u>	<u>2</u>	<u>-</u>	<u>-</u>
<u>4th Quarter - Total</u> . . . . .	<u>341</u>	<u>182</u>	<u>23</u>	<u>19</u>	<u>122</u>	<u>9</u>	<u>59</u>
<u>Bomber</u> . . . . .	<u>48</u>	<u>15</u>	<u>2</u>	<u>4</u>	<u>28</u>	<u>2</u>	<u>14</u>
B-17 . . . . .	3	1	-	-	3	-	-
B-25 . . . . .	13	5	-	-	5	-	5
B-26 . . . . .	7	2	-	-	4	1	2
B-29 . . . . .	13	5	1	4	8	1	4
B-36 . . . . .	1	-	-	-	1	-	-
B-45 . . . . .	5	-	1	-	4	-	-
B-50 . . . . .	6	2	1	-	4	-	3
<u>Fighter</u> . . . . .	<u>148</u>	<u>67</u>	<u>5</u>	<u>8</u>	<u>59</u>	<u>4</u>	<u>26</u>
F-47 . . . . .	10	2	-	-	6	-	2
F-51 . . . . .	18	8	-	3	7	-	2
F-80 (T-33) . . . . .	53	26	2	2	16	1	11
F-82 . . . . .	11	3	-	2	6	1	-
F-84 . . . . .	26	13	2	-	9	-	5
F-86 . . . . .	25	13	-	1	9	1	5
F-88 . . . . .	1	-	-	-	1	-	-
F-90 . . . . .	1	-	-	-	1	-	-
F-92 . . . . .	1	-	-	-	-	-	1
F-93 . . . . .	-	-	-	-	-	-	-
F-94 . . . . .	2	2	-	-	1	1	-
<u>Cargo</u> . . . . .	<u>47</u>	<u>28</u>	<u>5</u>	<u>4</u>	<u>19</u>	<u>2</u>	<u>7</u>
C-45 . . . . .	8	5	1	1	3	-	-
C-46 (C-113) . . . . .	11	7	1	1	3	1	1
C-47/53 (C-117) . . . . .	12	8	3	1	4	-	5
C-54 . . . . .	11	6	1	1	4	2	1
C-82 . . . . .	3	-	-	-	3	-	-
C-119 . . . . .	2	2	-	-	2	-	-
<u>Trainer</u> . . . . .	<u>76</u>	<u>59</u>	<u>8</u>	<u>2</u>	<u>7</u>	<u>-</u>	<u>9</u>
<u>Liaison</u> . . . . .	<u>11</u>	<u>6</u>	<u>-</u>	<u>-</u>	<u>4</u>	<u>-</u>	<u>-</u>
<u>Rotary Wing</u> . . . . .	<u>9</u>	<u>4</u>	<u>-</u>	<u>1</u>	<u>4</u>	<u>-</u>	<u>-</u>
<u>Miscellaneous c/</u> . . . . .	<u>2</u>	<u>2</u>	<u>1</u>	<u>-</u>	<u>1</u>	<u>-</u>	<u>-</u>

a/ More than one cause factor may be involved in any one aircraft accident.  
 b/ Other crew member error, miscellaneous unsafe conditions, and "undetermined".  
 c/ Includes all other types

Source: D/Flight Safety Research - Inspector General

TABLE - 93 FACTORS INVOLVED IN USAF AIRCRAFT ACCIDENTS

(Includes Air Force Reserve and Civil Air Patrol. Excludes Air National Guard)

Type and Model	Major Accidents	Involved Factors a/					
		Fire Before Accident	Weather	Non-compliance With T/O	Violations	Forced Landing	Out of Fuel
<u>Last Half F.Y. 1949 - Total</u>	<u>789</u>	<u>32</u>	<u>135</u>	<u>14</u>	<u>65</u>	<u>88</u>	<u>20</u>
<u>3rd Quarter - Total . . .</u>	<u>416</u>	<u>12</u>	<u>77</u>	<u>5</u>	<u>45</u>	<u>49</u>	<u>14</u>
<u>Bomber . . . . .</u>	<u>63</u>	<u>2</u>	<u>13</u>	<u>-</u>	<u>8</u>	<u>2</u>	<u>1</u>
B-17 . . . . .	7	-	1	-	3	-	-
B-25 . . . . .	22	-	3	-	1	1	-
B-26 . . . . .	14	1	3	-	2	-	-
B-29 . . . . .	16	2	6	-	2	1	1
B-36 . . . . .	3	-	-	-	-	-	-
B-50 . . . . .	1	-	-	-	-	-	-
<u>Fighter . . . . .</u>	<u>141</u>	<u>5</u>	<u>13</u>	<u>1</u>	<u>6</u>	<u>31</u>	<u>5</u>
F-47 . . . . .	18	-	2	-	1	5	1
F-51 . . . . .	54	1	3	1	3	12	1
F-61 . . . . .	3	-	-	-	-	-	-
F-80 . . . . .	42	3	7	-	1	4	1
F-82 . . . . .	8	-	-	-	-	2	-
F-84 . . . . .	11	1	1	-	1	7	2
F-86 . . . . .	5	-	-	-	-	1	-
<u>Cargo . . . . .</u>	<u>90</u>	<u>4</u>	<u>29</u>	<u>2</u>	<u>12</u>	<u>5</u>	<u>2</u>
C-45 . . . . .	18	-	5	-	3	2	-
C-46 (C-113) . . . . .	6	1	3	1	-	1	-
C-47/53 (C-117) . . . . .	35	1	13	-	5	-	-
C-54 . . . . .	23	2	6	-	3	1	1
C-82 . . . . .	6	-	2	1	1	1	1
C-97 . . . . .	2	-	-	-	-	-	-
<u>Trainer . . . . .</u>	<u>101</u>	<u>-</u>	<u>19</u>	<u>2</u>	<u>15</u>	<u>8</u>	<u>3</u>
Liaison . . . . .	13	-	2	-	4	2	1
Rotary Wing . . . . .	7	-	-	-	-	-	1
Miscellaneous b/ . . . . .	1	-	-	-	-	-	1
<u>4th Quarter - Total . . .</u>	<u>373</u>	<u>20</u>	<u>58</u>	<u>9</u>	<u>20</u>	<u>39</u>	<u>6</u>
<u>Bomber . . . . .</u>	<u>46</u>	<u>7</u>	<u>14</u>	<u>1</u>	<u>4</u>	<u>1</u>	<u>-</u>
B-17 . . . . .	6	1	1	-	2	-	-
B-25 . . . . .	6	-	2	-	1	-	-
B-26 . . . . .	12	1	6	1	-	1	-
B-29 . . . . .	17	4	5	-	1	-	-
B-36 . . . . .	1	1	-	-	-	-	-
B-45 . . . . .	2	-	-	-	-	-	-
B-47 . . . . .	1	-	-	-	-	-	-
B-50 . . . . .	1	-	-	-	-	-	-
<u>Fighter . . . . .</u>	<u>160</u>	<u>7</u>	<u>16</u>	<u>1</u>	<u>5</u>	<u>26</u>	<u>2</u>
F-47 . . . . .	14	1	2	-	2	3	2
F-51 . . . . .	40	-	4	1	2	11	-
F-61 . . . . .	1	-	-	-	-	1	-
F-80 . . . . .	52	3	5	-	3	5	-
F-82 . . . . .	21	-	1	-	-	2	-
F-84 . . . . .	28	3	4	-	-	4	-
F-86 . . . . .	4	-	-	-	-	-	-
<u>Cargo . . . . .</u>	<u>55</u>	<u>4</u>	<u>9</u>	<u>2</u>	<u>6</u>	<u>2</u>	<u>1</u>
C-45 . . . . .	7	-	-	2	1	-	-
C-46 (C-113) . . . . .	1	-	-	-	-	-	-
C-47/53 (C-117) . . . . .	21	3	5	-	3	2	1
C-54 . . . . .	18	-	3	-	2	-	-
C-74 . . . . .	1	-	1	-	-	-	-
C-82 . . . . .	5	1	-	-	-	-	-
C-126 . . . . .	2	-	-	-	-	-	-
<u>Trainer . . . . .</u>	<u>98</u>	<u>1</u>	<u>12</u>	<u>5</u>	<u>5</u>	<u>6</u>	<u>3</u>
Liaison . . . . .	19	-	6	-	-	-	-
Rotary Wing . . . . .	4	1	1	-	-	-	-
Miscellaneous b/ . . . . .	1	-	-	-	-	-	-

TABLE - 93 FACTORS INVOLVED IN USAF AIRCRAFT ACCIDENTS (Continued)

(Includes Air Force Reserve and Civil Air Patrol. Excludes Air National Guard)

Type and Model	Major Accidents	Involved Factors <u>a/</u>					
		Fire Before Accident	Weather	Non-Compliance with T/O	Violations	Forced Landing	Out of Fuel
TOTAL F.Y. 1950. . . . .	<u>1,323</u>	<u>92</u>	<u>153</u>	<u>24</u>	<u>83</u>	<u>159</u>	<u>26</u>
<u>1st Quarter - Total. . . . .</u>	<u>391</u>	<u>24</u>	<u>39</u>	<u>7</u>	<u>20</u>	<u>37</u>	<u>11</u>
<u>Bomber . . . . .</u>	<u>64</u>	<u>12</u>	<u>3</u>	<u>2</u>	<u>4</u>	<u>1</u>	<u>-</u>
B-17 . . . . .	9	-	1	-	-	-	-
B-25 . . . . .	13	1	1	-	1	-	-
B-26 . . . . .	14	-	1	2	1	-	-
B-29 . . . . .	16	5	-	-	2	-	-
B-36 . . . . .	8	3	-	-	-	-	-
B-45 . . . . .	3	3	-	-	-	1	-
B-50 . . . . .	1	-	-	-	-	-	-
<u>Fighter. . . . .</u>	<u>159</u>	<u>14</u>	<u>18</u>	<u>2</u>	<u>5</u>	<u>21</u>	<u>5</u>
F-47 . . . . .	13	-	2	-	2	2	-
F-51 . . . . .	36	2	3	-	2	3	-
F-80 (T-33). . . . .	58	7	9	1	3	8	3
F-82 . . . . .	7	-	-	-	-	-	-
F-84 . . . . .	34	4	2	1	-	7	2
F-86 . . . . .	11	1	2	-	-	1	-
<u>Cargo. . . . .</u>	<u>51</u>	<u>7</u>	<u>2</u>	<u>1</u>	<u>4</u>	<u>6</u>	<u>-</u>
C-45 . . . . .	14	1	-	-	2	2	-
C-46 (C-113) . . . . .	6	1	-	-	2	-	-
C-47/53 (C-117). . . . .	19	2	3	1	1	3	-
C-54 . . . . .	5	-	-	-	1	1	-
C-64 . . . . .	1	-	-	-	-	-	-
C-82 . . . . .	5	2	-	-	-	-	-
C-97 . . . . .	1	1	-	-	-	-	-
<u>Trainer. . . . .</u>	<u>93</u>	<u>1</u>	<u>13</u>	<u>2</u>	<u>6</u>	<u>5</u>	<u>5</u>
<u>Liaison. . . . .</u>	<u>16</u>	<u>-</u>	<u>1</u>	<u>-</u>	<u>1</u>	<u>3</u>	<u>-</u>
<u>Rotary Wing. . . . .</u>	<u>2</u>	<u>-</u>	<u>1</u>	<u>-</u>	<u>-</u>	<u>1</u>	<u>-</u>
<u>Miscellaneous b/ . . . . .</u>	<u>2</u>	<u>-</u>	<u>-</u>	<u>-</u>	<u>-</u>	<u>-</u>	<u>-</u>
<u>2nd Quarter - Total</u>	<u>282</u>	<u>19</u>	<u>35</u>	<u>5</u>	<u>19</u>	<u>30</u>	<u>5</u>
<u>Bomber . . . . .</u>	<u>56</u>	<u>8</u>	<u>9</u>	<u>-</u>	<u>5</u>	<u>3</u>	<u>1</u>
B-17 . . . . .	4	-	2	-	-	-	-
B-25 . . . . .	13	1	3	-	2	2	1
B-26 . . . . .	16	1	3	-	2	-	-
B-29 . . . . .	12	3	-	-	1	1	-
B-36 . . . . .	5	2	-	-	-	-	-
B-45 . . . . .	1	-	-	-	-	-	-
B-50 . . . . .	5	1	1	-	-	-	-
<u>Fighter. . . . .</u>	<u>88</u>	<u>6</u>	<u>6</u>	<u>2</u>	<u>4</u>	<u>14</u>	<u>2</u>
F-47 . . . . .	1	1	-	-	-	-	-
F-51 . . . . .	19	-	2	-	2	4	1
F-61 . . . . .	1	-	-	-	-	-	-
F-80 (T-33). . . . .	29	5	3	2	1	5	1
F-82 . . . . .	12	-	1	-	1	1	-
F-84 . . . . .	19	-	-	-	-	3	-
F-86 . . . . .	7	-	-	-	-	1	-
<u>Cargo. . . . .</u>	<u>44</u>	<u>4</u>	<u>12</u>	<u>1</u>	<u>3</u>	<u>5</u>	<u>-</u>
C-45 . . . . .	11	-	1	1	1	-	-
C-46 (C-113) . . . . .	3	-	-	-	-	1	-
C-47/53 (C-117). . . . .	19	3	6	-	2	3	-
C-54 . . . . .	3	-	3	-	-	-	-
C-74 . . . . .	1	-	-	-	-	-	-
C-82 . . . . .	5	1	1	-	-	1	-
C-97 . . . . .	1	-	-	-	-	-	-
C-121. . . . .	1	-	1	-	-	-	-
<u>Trainer. . . . .</u>	<u>84</u>	<u>1</u>	<u>6</u>	<u>1</u>	<u>6</u>	<u>7</u>	<u>2</u>
<u>Liaison. . . . .</u>	<u>6</u>	<u>-</u>	<u>1</u>	<u>-</u>	<u>1</u>	<u>1</u>	<u>-</u>
<u>Rotary Wing. . . . .</u>	<u>3</u>	<u>-</u>	<u>-</u>	<u>1</u>	<u>-</u>	<u>-</u>	<u>-</u>
<u>Miscellaneous b/ . . . . .</u>	<u>1</u>	<u>-</u>	<u>1</u>	<u>-</u>	<u>-</u>	<u>-</u>	<u>-</u>

TABLE - 93 FACTORS INVOLVED IN USAF AIRCRAFT ACCIDENTS (Continued)

(Includes Air Force Reserve and Civil Air Patrol. Excludes Air National Guard)

Type and Model	Major Accidents	Involved Factors a/					
		Fire Before Accident	Weather	Non-compliance With T/O	Violations	Forced Landing	Out of Fuel
<u>3rd Quarter - Total . . . .</u>	<u>309</u>	<u>36</u>	<u>27</u>	<u>2</u>	<u>23</u>	<u>45</u>	<u>6</u>
<u>Bomber . . . . .</u>	<u>45</u>	<u>6</u>	<u>9</u>	<u>1</u>	<u>11</u>	<u>4</u>	<u>-</u>
E-17 . . . . .	3	-	-	-	1	4	-
E-25 . . . . .	13	-	3	-	2	2	-
E-26 . . . . .	4	-	2	-	1	-	-
E-29 . . . . .	15	2	2	1	4	-	-
E-26 . . . . .	1	1	1	-	1	-	-
B-45 . . . . .	5	2	-	-	2	1	-
B-49 . . . . .	1	-	-	-	-	-	-
B-50 . . . . .	3	1	1	-	-	1	-
<u>Fighter . . . . .</u>	<u>135</u>	<u>7</u>	<u>8</u>	<u>-</u>	<u>2</u>	<u>23</u>	<u>2</u>
F-47 . . . . .	5	-	-	-	-	-	-
F-47 . . . . .	18	3	2	-	-	3	-
F-80 (T-33) . . . . .	48	2	3	-	-	7	2
F-22 . . . . .	19	-	-	-	-	2	-
F-84 . . . . .	25	-	-	-	1	7	-
F-86 . . . . .	23	2	2	-	1	4	-
<u>Cargo . . . . .</u>	<u>44</u>	<u>2</u>	<u>14</u>	<u>2</u>	<u>2</u>	<u>4</u>	<u>1</u>
C-45 . . . . .	7	-	3	-	-	1	1
C-46 (C-113) . . . . .	5	-	-	1	-	-	-
C-47/53 (C-117) . . . . .	19	2	6	1	2	3	-
C-54 . . . . .	8	-	5	-	1	-	-
C-82 . . . . .	1	-	-	-	-	-	-
C-97 . . . . .	1	-	-	-	-	-	-
C-119 . . . . .	3	-	-	-	-	-	-
<u>Trainer . . . . .</u>	<u>69</u>	<u>1</u>	<u>5</u>	<u>2</u>	<u>6</u>	<u>10</u>	<u>2</u>
<u>Liaison . . . . .</u>	<u>11</u>	<u>-</u>	<u>1</u>	<u>-</u>	<u>-</u>	<u>2</u>	<u>-</u>
<u>Rotary Wing . . . . .</u>	<u>2</u>	<u>-</u>	<u>-</u>	<u>-</u>	<u>-</u>	<u>-</u>	<u>-</u>
<u>Miscellaneous b/ . . . . .</u>	<u>3</u>	<u>-</u>	<u>-</u>	<u>-</u>	<u>-</u>	<u>1</u>	<u>-</u>
<u>4th Quarter - Total . . . .</u>	<u>341</u>	<u>23</u>	<u>42</u>	<u>7</u>	<u>21</u>	<u>47</u>	<u>4</u>
<u>Bomber . . . . .</u>	<u>48</u>	<u>4</u>	<u>11</u>	<u>3</u>	<u>8</u>	<u>4</u>	<u>-</u>
E-17 . . . . .	3	-	-	-	-	-	-
E-25 . . . . .	13	-	5	-	2	1	-
E-26 . . . . .	7	-	3	-	2	-	-
E-29 . . . . .	13	2	1	2	2	3	-
E-36 . . . . .	1	-	-	-	-	-	-
B-45 . . . . .	5	-	-	-	-	-	-
B-50 . . . . .	6	2	2	-	-	-	-
<u>Fighter . . . . .</u>	<u>148</u>	<u>15</u>	<u>13</u>	<u>2</u>	<u>2</u>	<u>27</u>	<u>4</u>
F-47 . . . . .	10	-	-	-	-	2	-
F-51 . . . . .	18	1	1	1	1	3	-
F-80 (T-33) . . . . .	53	3	7	-	1	7	3
F-82 . . . . .	11	-	-	1	-	1	-
F-84 . . . . .	26	4	5	-	-	8	-
F-86 . . . . .	25	4	-	-	-	3	1
F-88 . . . . .	1	1	-	-	-	1	-
F-90 . . . . .	1	1	-	-	-	1	-
F-92 . . . . .	1	-	-	-	-	1	-
F-93 . . . . .	-	1	-	-	-	-	-
F-94 . . . . .	2	-	-	-	-	1	-
<u>Cargo . . . . .</u>	<u>47</u>	<u>3</u>	<u>10</u>	<u>2</u>	<u>6</u>	<u>5</u>	<u>-</u>
C-45 . . . . .	8	1	2	1	1	2	-
C-46 (C-113) . . . . .	11	-	2	1	3	-	-
C-47/53 (C-117) . . . . .	12	-	3	-	2	3	-
C-54 . . . . .	11	1	3	-	1	-	-
C-82 . . . . .	3	1	-	-	-	2	-
C-119 . . . . .	2	-	-	-	-	1	-
<u>Trainer . . . . .</u>	<u>76</u>	<u>-</u>	<u>4</u>	<u>-</u>	<u>4</u>	<u>9</u>	<u>-</u>
<u>Liaison . . . . .</u>	<u>11</u>	<u>-</u>	<u>2</u>	<u>-</u>	<u>1</u>	<u>2</u>	<u>-</u>
<u>Rotary Wing . . . . .</u>	<u>1</u>	<u>-</u>	<u>2</u>	<u>-</u>	<u>-</u>	<u>-</u>	<u>-</u>
<u>Miscellaneous b/ . . . . .</u>	<u>2</u>	<u>-</u>	<u>-</u>	<u>-</u>	<u>-</u>	<u>-</u>	<u>-</u>

a/- None, one or more than one factor may be involved in any one aircraft accident  
 b/ Includes all other types

Source : D/Flight Safety Research - Inspector General.



## GROUND SAFETY

The Ground Safety Accident Prevention Program is based on the principle that needless waste of manpower and materials, a result of preventable accident, are unwarranted penalties that we can ill afford and that can and must be eliminated. Freedom from accidents is purchased by self-discipline and actual cooperation in the program. Only through cooperation and the concentrated efforts of each individual can the desired results be obtained.

The 1948 "USAF Statistical Digest" Vol. I, Part IV presented Ground Accident data on a quarterly basis by commands for the calendar year. Since the "cost per capita" in the 1948 issue was on a calendar year basis a special study has been made to show a comparison of fiscal years 1949 and 1950. The results are as follows:

	1 July 1948 Through 30 June 1949	1 July 1949 Through 30 June 1950	Percent ↑ or - FY 1950 over FY 1949
<u>Military</u>			
Non-Disabling Injuries	24,528	36,306	↑ 50.2
On Duty Disabling Injuries	3,930	3,550	- 9.7
On Duty Fatalities	79	59	- 25.3
Off Duty Disabling Injuries	6,861	7,652	↑ 11.2
Off Duty Fatalities	336	402	↑ 19.6
Total Disabling Injuries & Fatalities	11,126	11,663	↑ 4.8
Man-days Lost	162,347	184,696	↑ 13.9
Man-days Exposure	148,929,794	151,047,862	↑ 1.4
On Duty Injury Rate	8.16	7.24	- 11.3
Off Duty Injury Rate	7.23	7.96	↑ 10.1
Total Injury Rate	7.47	7.72	↑ 3.3
Injury Costs	\$ 12,981,370	\$ 14,122,348	↑ 8.7
<u>Civilian</u>			
Non-Disabling Injuries	58,153	54,551	- 6.2
Disabling Injuries	2,785	2,238	- 19.6
Fatalities	14	16	↑ 14.3
Total Disabling Injuries & Fatalities	2,799	2,254	- 19.5
Man-hours Lost	239,754	247,140	↑ 3.1
Man-hours Exposure	356,220,740	344,068,671	- 3.4
Injury Rate	7.86	6.55	- 16.7
Injury Costs	\$ 717,935	\$ 657,445	- 8.4
<u>USAF Vehicle</u>			
Accidents	7,714	6,911	- 10.4
Hours Out of Service	359,423	371,947	↑ 3.5
Average Hours Out of Service	47	54	↑ 14.9
Miles Operated	249,538,267	246,750,366	- 1.1
Accident Rate	3.09	2.80	- 9.4
Accident Costs	\$ 518,641	\$ 391,179	- 24.6
Average Cost	\$ 67.23	\$ 56.60	- 15.8
<u>Aircraft</u>			
Accidents	446	393	- 12.5
Hours Out of Service	39,754	59,230	↑ 49.0
Average Hours Out of Service	89	151	↑ 69.7
Accident Costs	\$ 686,072	\$ 876,230	↑ 27.7
Average Cost	\$ 1,528.00	\$ 2,229.59	↑ 45.9
Cost of Other Property Damaged	\$ 511,919	\$ 126,494	- 75.3
Total Amount of Claims Paid	-	\$ 297,597	-
Cost all Property Damage & Injuries	\$ 15,425,937	\$ 16,471,293	↑ 6.8
Combined Average Strength	606,327	574,877	- 5.2
Cost/Capita/Annum	\$ 25.44	\$ 26.65	↑ 12.6

Total losses from Ground Accidents reported on a per capita basis for fiscal 1950 shows a 12.6% increase over fiscal 1949.

The 10.1% increase in the Military Off Duty Injury Rate was offset by an 11.3% reduction in the On Duty Rate indicating only a 3.3% increase in the Total Injury Rate.

A 75.3% reduction was effected in "Cost of Other Property Damaged" in FY 1950 as compared to FY 1949. This category consists of buildings, structures, raw materials, fuels, supplies, etc.

TABLE 94.-- COST ANALYSIS OF USAF GROUND ACCIDENTS

Costs and Strength	FISCAL YEAR 1949		FISCAL YEAR 1950				
	3rd Quarter	4th Quarter	Total	1st Quarter	2nd Quarter	3rd Quarter	4th Quarter
WORLDWIDE							
USAF Accident Cost per Capita per Annum . . . . .	\$ 27.76	\$ 27.44	\$ 28.65	\$ 29.68	\$ 34.56	\$ 23.80	\$ 26.60
<u>USAF Ground Accident Cost - Total</u> . . . . .	<u>\$ 4,021,721</u>	<u>\$ 4,057,377</u>	<u>\$ 16,471,293</u>	<u>\$ 4,328,040</u>	<u>\$ 4,908,966</u>	<u>\$ 3,432,947</u>	<u>\$ 3,801,340</u>
<u>Military Injuries and Fatalities - Total a/</u> . . . . .	<u>3,267,609</u>	<u>3,418,226</u>	<u>14,122,348</u>	<u>3,636,194</u>	<u>4,208,999</u>	<u>2,900,376</u>	<u>3,376,779</u>
<u>Military Injuries - Total</u> . . . . .	<u>1,193,719</u>	<u>1,266,076</u>	<u>5,102,883</u>	<u>1,347,089</u>	<u>1,274,249</u>	<u>1,256,916</u>	<u>1,224,629</u>
Non-Disabling (On and Off Duty)	31,684	44,506	162,801	35,114	37,685	44,166	45,836
<u>Disabling - Total</u> . . . . .	<u>1,162,035</u>	<u>1,221,570</u>	<u>4,940,082</u>	<u>1,311,975</u>	<u>1,236,564</u>	<u>1,212,750</u>	<u>1,178,793</u>
On Duty . . . . .	449,820	418,950	1,565,550	434,385	411,012	373,527	346,626
Off Duty . . . . .	712,215	802,620	3,374,532	877,590	825,552	839,223	832,167
<u>Military Fatalities - Total</u> . . . . .	<u>2,073,890</u>	<u>2,152,150</u>	<u>9,019,465</u>	<u>2,289,105</u>	<u>2,934,750</u>	<u>1,643,460</u>	<u>2,152,150</u>
On Duty . . . . .	391,300	332,605	1,154,335	469,560	332,605	156,520	195,650
Off Duty . . . . .	1,682,590	1,819,545	7,865,130	1,819,545	2,602,145	1,486,940	1,956,500
<u>Civilian Injuries and Fatalities - Total b/</u> . . . . .	<u>181,649</u>	<u>186,673</u>	<u>657,445</u>	<u>199,160</u>	<u>155,455</u>	<u>132,551</u>	<u>170,279</u>
<u>Civilian Injuries - Total</u> . . . . .	<u>151,784</u>	<u>156,808</u>	<u>498,165</u>	<u>139,430</u>	<u>115,635</u>	<u>122,596</u>	<u>120,504</u>
Non-Disabling . . . . .	59,202	70,176	231,843	63,389	53,755	52,981	61,718
Disabling . . . . .	92,582	86,632	266,322	76,041	61,880	69,615	58,786
<u>Civilian Fatalities - Total</u> . . . . .	<u>29,865</u>	<u>29,865</u>	<u>159,280</u>	<u>59,730</u>	<u>39,820</u>	<u>9,355</u>	<u>49,775</u>
USAF Vehicle Damage Cost c/ . . . . .	124,138	124,776	391,179	118,306	87,204	96,455	89,214
USAF Aircraft Damage Cost c/ . . . . .	172,645	298,014	876,230	291,209	356,785	160,374	67,862
Claims Cost d/ . . . . .	-	-	297,597	42,371	76,586	103,497	75,143
<u>Other USAF Property Damage - Total</u> . . . . .	<u>277,680</u>	<u>29,688</u>	<u>126,494</u>	<u>40,800</u>	<u>23,937</u>	<u>39,694</u>	<u>22,063</u>
Raw Materials, Supplies, Fuel . . . . .	9,206	887	7,442	2,122	86	985	4,249
Buildings, Structures, Appurtenances . . . . .	246,670	3,092	54,681	20,571	2,773	28,087	3,250
Machine Tools, Equipment . . . . .	8,702	16,497	33,486	6,761	13,612	7,612	5,501
Other Property Damage by Vehicle Accident . . . . .	13,102	9,212	30,885	11,346	7,466	3,010	9,063
<u>Military and Civilian Strength (Average)</u> . . . . .	<u>579,864</u>	<u>591,349</u>	<u>574,877</u>	<u>583,228</u>	<u>568,219</u>	<u>576,669</u>	<u>571,393</u>
CONTINENTAL US							
CONTINENTAL Accident Cost per Capita per Annum . . . . .	\$ 25.44	\$ 25.96	\$ 29.03	\$ 27.84	\$ 35.20	\$ 24.64	\$ 28.40
<u>CONTINENTAL Accident Cost - Total</u> . . . . .	<u>2,548,066</u>	<u>2,664,773</u>	<u>12,543,808</u>	<u>2,960,456</u>	<u>3,829,075</u>	<u>2,682,791</u>	<u>3,072,486</u>
<u>Military Injuries and Fatalities - Total a/</u> . . . . .	<u>2,006,848</u>	<u>2,264,342</u>	<u>10,820,291</u>	<u>2,408,395</u>	<u>3,356,155</u>	<u>2,277,155</u>	<u>2,778,586</u>
<u>Military Injuries - Total</u> . . . . .	<u>812,383</u>	<u>894,792</u>	<u>3,835,586</u>	<u>980,150</u>	<u>969,225</u>	<u>966,300</u>	<u>919,911</u>
Non-Disabling (On and Off Duty)	26,639	37,047	135,596	30,677	32,100	36,231	36,588
<u>Disabling - Total</u> . . . . .	<u>786,744</u>	<u>857,745</u>	<u>3,699,990</u>	<u>949,473</u>	<u>937,125</u>	<u>930,069</u>	<u>883,323</u>
On Duty . . . . .	279,594	266,364	1,074,717	291,501	288,855	239,463	239,463
Off Duty . . . . .	507,150	591,381	2,625,273	657,972	648,270	675,171	643,860
<u>Military Fatalities - Total</u> . . . . .	<u>1,193,465</u>	<u>1,369,550</u>	<u>6,984,705</u>	<u>1,428,245</u>	<u>2,386,930</u>	<u>1,310,855</u>	<u>1,858,675</u>
On Duty . . . . .	136,955	78,260	606,515	215,215	176,085	97,825	117,390
Off Duty . . . . .	1,056,510	1,291,290	6,378,190	1,213,030	2,210,845	1,213,030	1,741,285



<u>Civilian Injuries and Fatalities - Total</u> b/	137,408	129,081	476,433	152,704	100,047	94,210	129,472
<u>Civilian Injuries - Total</u>	127,453	129,081	396,793	112,884	90,092	94,210	99,607
Non-Disabling	56,410	66,368	217,341	59,691	50,346	49,942	57,362
Disabling	71,043	62,713	179,452	53,193	39,746	44,268	42,245
<u>Civilian Fatalities - Total</u>	9,955	-	79,640	39,820	9,955	-	29,865
USAF Vehicle Damage Cost g/	52,845	57,673	217,309	59,585	46,512	55,215	55,997
USAF Aircraft Damage Cost g/	139,635	199,173	686,050	276,512	240,744	134,244	34,550
Claims Cost d/	-	-	255,099	35,227	66,320	93,831	59,721
<u>Other USAF Property Damage - Total</u>	211,330	14,504	88,626	28,033	19,297	28,136	13,160
Raw materials, Supplies, Fuel	146	273	5,299	322	58	910	4,009
Building, Structures, Appurtenances	195,925	2,513	36,426	13,327	1,149	20,690	1,260
Machine Tools, Equipment	5,242	4,650	25,786	5,742	12,107	4,532	3,405
Other Property Damage by Vehicle Accident	10,017	7,068	21,115	8,642	5,983	2,004	4,486
Military and Civilian Strength (Average)	400,648	410,298	432,029	425,006	435,232	435,572	432,306

OVERSEAS

OVERSEAS Accident Cost per Capita per Annum	\$ 32.92	\$ 30.76	\$ 27.49	\$ 34.56	\$ 32.48	\$ 21.28	\$ 21.00
<u>OVERSEAS Accident Cost - Total</u>	1,475,655	1,392,604	3,927,485	1,367,584	1,079,891	750,156	729,854
<u>Military Injuries and Fatalities - Total</u> a/	1,260,761	1,153,884	3,302,057	1,227,799	852,844	623,221	598,193
<u>Military Injuries - Total</u>	380,336	371,284	1,267,277	366,939	305,024	290,616	304,718
Non-Disabling (On and Off Duty)	5,045	7,459	27,205	4,437	5,585	7,935	9,249
Disabling - Total	375,291	363,825	1,240,092	362,502	299,439	282,681	295,470
On Duty	170,226	152,586	490,833	142,884	122,157	118,629	107,163
Off Duty	205,065	211,239	749,259	219,618	177,282	164,052	188,307
<u>Military Fatalities - Total</u>	880,425	782,600	2,034,760	860,860	547,820	332,605	297,475
On Duty	254,345	254,345	547,820	254,345	156,520	58,695	78,260
Off Duty	626,080	528,255	1,486,940	606,515	391,300	273,910	219,215
<u>Civilian Injuries and Fatalities - Total</u> b/	44,241	57,592	181,012	46,456	55,408	28,341	40,807
<u>Civilian Injuries - Total</u>	24,331	27,727	101,372	26,546	25,543	28,386	20,897
Non-Disabling	2,792	3,808	14,502	3,698	3,409	3,039	4,356
Disabling	21,539	23,919	86,870	22,848	22,134	25,347	16,541
<u>Civilian Fatalities - Total</u>	19,910	29,865	79,640	19,910	29,865	9,555	19,910
USAF Vehicle Damage Cost g/	71,293	67,103	173,870	58,721	40,692	41,240	33,217
USAF Aircraft Damage Cost g/	33,010	98,841	190,180	14,697	116,041	26,130	33,312
Claims Cost d/	-	-	42,498	7,144	10,266	9,666	15,422
<u>Other USAF Property Damage - Total</u>	66,350	15,184	37,868	12,767	4,640	11,558	8,903
Raw Materials, Supplies, Fuel	9,060	614	2,143	1,800	28	75	240
Buildings, Structures, Appurtenances	50,745	579	18,255	7,244	1,624	7,397	1,990
Machine Tools, Equipment	3,460	11,847	7,700	1,019	1,505	3,080	2,096
Other Property Damage by Vehicle Accident	3,085	2,144	9,770	2,704	1,483	1,006	4,577
Military and Civilian Strength (Average)	179,216	181,051	142,848	158,222	132,987	141,097	139,087

a/ Military injuries and fatalities are "costed" at \$441.00 and \$19,565.00 respectively and Military non-disabling injuries are based on \$4.25 each. (Ref. AFL No. 32-40, 24 June 1948.)

b/ Civilian injuries and fatalities are "costed" at \$119.00 and \$9,955.00 respectively and Civilian non-disabling injuries are based on \$4.25 each. (Ref. AFL No. 32-40, 24 June 1948.)

c/ Vehicle and Aircraft damage cost covers parts and labor at "going rates". When Vehicle or Aircraft is completely destroyed, cost of replacement is employed.

d/ Claims cost first reported, August 1949.

Source: Assistant for Ground Safety, Deputy Chief of Staff, Personnel, Hq. USAF.

TABLE 95.-- USAF PROPERTY DAMAGES AND PERSONAL INJURIES RESULTING FROM USAF GROUND ACCIDENTS

Function or Activity	Number of Accidents g/	Personal Injury Cases (Disabling)	Property Damage Cases	Property Damage Cost					Number of USAF Aircraft Damaged	Hours Aircraft Out of Service	Total-Non USAF Property Damage Cases
				Total	Raw Materials, Supplies Fuel, Etc	Buildings, Structures, Appurtenances	Machines, Tools, and Equipment	Aircraft Integral Parts and Assemblies			
CONTINENTAL ANALYSIS FOR LAST HALF OF FY 1949											
<b>TOTAL</b> . . . . .	<u>5,005</u>	<u>4,877</u>	<u>271</u>	<u>\$ 547,557</u>	<u>\$ 419</u>	<u>\$ 198,438</u>	<u>\$ 9,892</u>	<u>\$ 338,808</u>	<u>164</u>	<u>14,181</u>	<u>707</u>
<b>ON DUTY - TOTAL</b> . . . . .	<u>2,504</u>	<u>2,272</u>	<u>265</u>	<u>547,287</u>	<u>419</u>	<u>198,168</u>	<u>9,892</u>	<u>338,808</u>	<u>164</u>	<u>14,181</u>	<u>705</u>
Base Flight Operations, Aircraft Communication . . . . .											
Service, Weather, etc. . . . .	39	18	22	29,107	-	6,230	17	22,860	30	3,769	37
Basic and Physical Training, etc. . . . .	248	250	-	-	-	-	-	-	-	-	19
Administrative Services, Clerical, etc. . . . .	89	89	-	-	-	-	-	-	-	-	32
Hospital, Dispensary, and Medical Laboratories . . . . .	34	31	2	3,010	-	2,920	-	90	-	-	16
Mess and Billeting . . . . .	225	226	2	2,250	-	2,250	-	-	-	-	4
Air Corps Supply . . . . .	270	240	30	7,246	206	3,276	2,289	1,475	2	13	6
Supply and Operations Services (QM., Ord., etc.) . . . . .	92	84	10	7,636	-	5,777	190	1,669	3	25	4
Commissary and Laundry . . . . .	17	14	3	112,629	-	750	-	112,879	3	248	1
Aircraft Repair and Servicing . . . . .	237	171	70	120,807	53	114	3,559	117,081	66	6,157	2
Fire Prevention: Crash and Structural . . . . .	56	56	2	38	-	38	-	-	-	-	1
Automotive Operations and Service, etc. . . . .	186	168	25	60,244	-	1,550	822	57,872	19	2,344	546
Aircraft Repair and Maintenance Shops, etc. . . . .	426	376	61	24,436	82	805	2,112	21,437	35	1,503	8
Air Installations, Service Shops, etc. . . . .	322	301	23	153,772	78	153,250	400	44	-	-	18
Research and Development . . . . .	88	84	4	4,367	-	3,912	28	427	4	48	1
Miscellaneous Functions, etc. . . . .	175	165	11	20,745	-	17,296	475	2,974	2	74	10
<b>OFF DUTY - TOTAL</b> . . . . .	<u>2,501</u>	<u>2,604</u>	<u>6</u>	<u>270</u>	<u>-</u>	<u>270</u>	<u>-</u>	<u>-</u>	<u>-</u>	<u>-</u>	<u>2</u>
Altercations and/or Assaults . . . . .	254	257	-	-	-	-	-	-	-	-	-
Sports and/or Recreation . . . . .	614	618	-	-	-	-	-	-	-	-	-
Domestic Quarters and Barracks . . . . .	405	404	2	50	-	50	-	-	-	-	-
Pedestrians and/or Hitch-hiking. . . . .	141	142	1	-	-	-	-	-	-	-	-
Vehicle and Civil Aircraft Operation and Transportation. . . . .	900	996	3	220	-	220	-	-	-	-	2
Off Duty, Not Elsewhere Classified . . . . .	187	187	-	-	-	-	-	-	-	-	-
OVERSEAS ANALYSIS FOR LAST HALF OF FY 1949											
<b>TOTAL</b> . . . . .	<u>2,081</u>	<u>2,008</u>	<u>117</u>	<u>\$ 208,126</u>	<u>\$ 2,674</u>	<u>\$ 51,234</u>	<u>\$ 15,307</u>	<u>\$ 131,851</u>	<u>70</u>	<u>4,804</u>	<u>225</u>
<b>ON DUTY - TOTAL</b> . . . . .	<u>1,140</u>	<u>1,040</u>	<u>115</u>	<u>207,953</u>	<u>2,614</u>	<u>51,181</u>	<u>15,307</u>	<u>131,851</u>	<u>70</u>	<u>4,804</u>	<u>222</u>
Base Flight Operations, Aircraft Communication . . . . .											
Service, Weather, etc. . . . .	50	36	16	9,414	-	50	140	9,224	19	2,035	9
Basic and Physical Training, etc. . . . .	36	36	-	-	-	-	-	-	-	-	-
Administrative Services, Clerical, etc. . . . .	15	13	2	8,050	-	8,050	-	-	-	-	-

Hospital, Dispensary, and Medical Laboratories..	7	7	-	-	-	-	-	-	-	-	-	1
Mess and Billeting . . . . .	82	79	3	13,727	-	13,727	-	-	-	-	-	1
Air Corps Supply . . . . .	52	47	5	6,829	-	6,070	159	600	1	40	-	-
Supply and Operations Services (QM., Ord., etc.)	116	109	11	10,418	9,614	-	201	603	3	20	4	-
Commissary and Laundry . . . . .	16	17	-	-	-	-	-	-	-	-	-	-
Aircraft Repair and Servicing . . . . .	111	79	32	112,627	-	-	3,046	109,581	28	2,318	-	-
Fire Prevention: Crash and Structural . . . . .	24	24	-	-	-	-	-	-	-	-	-	13
Automotive Operations and Service . . . . .	158	144	14	8,176	-	96	372	7,708	6	85	174	-
Aircraft Repair and Maintenance Shops, etc	90	79	11	4,040	-	-	-	4,040	12	262	-	-
Air Installations, Service, Shops, etc . . . . .	210	207	11	11,133	-	340	10,755	38	1	44	13	-
Research and Development . . . . .	3	1	2	184	-	109	75	-	-	-	-	-
Miscellaneous Functions, etc . . . . .	170	162	8	23,355	-	22,739	559	57	-	-	-	7
<b>OFF DUTY - TOTAL . . . . .</b>	<b>941</b>	<b>968</b>	<b>2</b>	<b>173</b>	<b>60</b>	<b>113</b>	<b>-</b>	<b>-</b>	<b>-</b>	<b>-</b>	<b>-</b>	<b>3</b>
Altercations and/or Assaults . . . . .	112	112	-	-	-	-	-	-	-	-	-	-
Sports and/or Recreation . . . . .	250	251	-	-	-	-	-	-	-	-	-	-
Domestic Quarters and Barracks . . . . .	165	164	1	60	60	-	-	-	-	-	-	-
Pedestrian and/or Hitch-hiking . . . . .	88	89	-	-	-	-	-	-	-	-	-	-
Vehicle and Civil Aircraft Operation and Transportation . . . . .	187	202	1	113	-	113	-	-	-	-	-	3
Off Duty, Not Elsewhere Classified . . . . .	139	150	-	-	-	-	-	-	-	-	-	-

CONTINENTAL ANALYSIS FOR FY 1950

<b>TOTAL . . . . .</b>	<b>10,024</b>	<b>10,037</b>	<b>446</b>	<b>\$ 753,561</b>	<b>\$ 5,299</b>	<b>\$ 36,426</b>	<b>\$ 25,786</b>	<b>\$ 686,050</b>	<b>264</b>	<b>39,112</b>	<b>1,160</b>
<b>ON DUTY - TOTAL . . . . .</b>	<b>4,172</b>	<b>3,776</b>	<b>433</b>	<b>741,645</b>	<b>5,253</b>	<b>24,583</b>	<b>25,786</b>	<b>686,023</b>	<b>263</b>	<b>39,109</b>	<b>1,159</b>
Base Flight Operations, Aircraft Communication .											
Service, Weather, etc . . . . .	82	44	42	95,049	-	70	37	94,942	40	12,161	33
Basic and Physical Training, etc . . . . .	451	454	1	32	-	-	32	-	-	-	-
Administrative Services, Clerical, etc . . . . .	145	144	3	767	-	25	-	742	3	36	6
Hospital, Dispensary, and Medical Laboratories .	34	33	1	377	-	377	-	-	-	-	4
Mess and Billeting . . . . .	435	432	4	3,945	-	3,795	150	-	-	-	4
Air Corps Supply . . . . .	366	318	54	23,165	452	3,253	4,373	15,087	6	182	6
Supply and Operations Services (QM., Ord., etc.)	158	138	15	2,700	83	26	1,029	1,562	2	135	11
Commissary and Laundry . . . . .	29	28	1	150	-	150	-	-	-	-	1
Aircraft Repair and Servicing . . . . .	413	309	108	386,563	-	156	7,210	379,197	109	20,009	15
Fire Prevention: Crash and Structural . . . . .	97	96	2	1,562	-	17	-	1,545	1	720	3
Automotive Operations and Service, etc . . . . .	331	274	62	22,842	4,201	513	2,940	15,188	49	1,338	1,032
Aircraft Repair and Maintenance Shops, etc	649	573	81	151,549	457	553	5,030	145,509	43	3,918	16
Air Installations, Service Shops, etc . . . . .	523	492	34	3,829	60	1,805	844	1,120	2	192	15
Research and Development . . . . .	120	111	11	30,745	-	100	2,065	28,580	6	412	-
Miscellaneous Functions, etc . . . . .	340	330	14	18,370	-	13,743	2,076	2,551	2	6	13
<b>OFF DUTY - TOTAL . . . . .</b>	<b>5,851</b>	<b>6,261</b>	<b>13</b>	<b>11,916</b>	<b>46</b>	<b>11,843</b>	<b>-</b>	<b>27</b>	<b>1</b>	<b>2</b>	<b>1</b>
Altercations and/or Assaults . . . . .	554	557	-	-	-	-	-	-	-	-	-
Sports and/or Recreation . . . . .	1,253	1,251	-	-	-	-	-	-	-	-	-
Domestic Quarters and Barracks . . . . .	943	950	2	11,046	46	11,000	-	-	-	-	-
Pedestrians and/or Hitch-hiking . . . . .	304	303	-	-	-	-	-	-	-	-	-
Vehicle and Civil Aircraft Operation and Transportation . . . . .	2,481	2,884	11	870	-	843	-	27	1	3	1
Off Duty, Not Elsewhere Classified . . . . .	316	316	-	-	-	-	-	-	-	-	-

TABLES 95.-- USAF PROPERTY DAMAGES AND PERSONAL INJURIES RESULTING FROM USAF GROUND ACCIDENTS (CONTINUED)

Function or Activity	Number of Accidents a/	Personnel Injury Cases Disabling	Property Damage Cases	Property Damage Cost					Number of USAF Aircraft Damaged	Hours Aircraft Out of Service	Total-Non USAF Property Damage Cases
				Total	Raw Materials, Supplies Fuel, Etc.	Buildings, Structures, Appurtenances	Machines, Tools, and Equipment	Aircraft Integral Parts and Assemblies			
OVERSEAS ANALYSIS FOR FY 1950											
TOTAL . . . . .	1,542	1,399	206	\$ 218,278	\$ 2,143	\$ 18,255	\$ 7,700	\$ 190,180	129	20,118	257
ON DUTY - TOTAL . . . . .	1,855	1,678	192	216,006	2,115	16,279	7,432	190,180	129	20,118	225
Basic Flight Operations, Aircraft Communication Service, Weather, etc. . . . .	85	63	22	21,221	-	25	108	21,088	20	2,324	-
Basic and Physical Training, etc. . . . .	69	68	1	750	-	-	-	750	1	120	-
Administrative Services, Clerical, etc. . . . .	29	28	2	89	-	50	39	-	-	-	-
Hospital, Dispensary, and Medical Laboratories	10	10	-	-	-	-	-	-	-	-	-
Mess and Billeting . . . . .	157	156	2	7,322	-	7,322	-	-	-	-	-
Air Corps Supply . . . . .	146	137	10	18,741	1,800	5,000	624	11,317	2	517	-
Supply and Operations Services (QM, Ord., etc.)	186	177	9	1,962	-	245	630	1,087	3	44	-
Commissary and Laundry . . . . .	22	22	-	-	-	-	-	-	-	-	-
Aircraft Repair and Maintenance Shops, etc. . .	151	97	57	93,497	-	-	490	93,007	54	12,960	1
Fire Prevention: Crash and Structural . . . . .	38	36	4	728	-	128	600	-	-	-	-
Automotive Operations and Service, etc. . . . .	280	244	40	39,550	-	-	1,285	38,265	27	2,465	231
Aircraft Repair and Maintenance Shops, etc. . .	110	92	19	7,645	-	151	350	7,144	15	1,349	-
Air Installations, Service Shops, etc. . . . .	317	311	10	4,423	315	1,778	276	2,054	1	48	-
Research and Development . . . . .	6	5	1	200	-	200	-	-	-	-	-
Miscellaneous Functions, etc. . . . .	249	232	16	19,878	-	1,380	3,030	15,468	6	291	3
OFF DUTY - TOTAL . . . . .	1,687	1,721	12	2,272	28	1,976	268	-	-	-	2
Altercations and/or Assaults . . . . .	190	190	1	30	-	-	30	-	-	-	-
Sports and/or Recreation . . . . .	524	523	1	175	-	-	175	-	-	-	-
Domestic Quarters and Barracks . . . . .	228	227	3	838	28	810	-	-	-	-	1
Pedestrians and/or Hitch-hiking . . . . .	145	145	-	-	-	-	-	-	-	-	-
Vehicle and Civil Aircraft Operation and Transportation . . . . .	425	460	7	483	-	420	63	-	-	-	1
Off Duty, Not Elsewhere Classified . . . . .	175	176	1	746	-	746	-	-	-	-	-

a/ Excludes USAF Motor Vehicle Accidents.

Source: Assistant for Ground Safety, Deputy Chief of Staff, Personnel, Hq. USAF.

TABLE 96.-- INJURIES ARISING FROM USAF GROUND ACCIDENTS

(Disabling injury rates are based on 100,000 man days exposure for military personnel and 1,000,000 man hours for Civilians.)

Injuries or Damages	FISCAL YEAR 1949		FISCAL YEAR 1950				
	3rd Qtr	4th Qtr	Total	1st Qtr	2nd Qtr	3rd Qtr	4th Qtr
<b>USAF - TOTAL a/ . . .</b>	<b>25,360</b>	<b>30,946</b>	<b>95,265</b>	<b>27,350</b>	<b>25,574</b>	<b>26,704</b>	<b>29,887</b>
<b>CONTINENTAL US</b>							
<b>PERSONNEL INJURIES</b>							
<b>TOTAL a/ . . . . .</b>	<b>22,164</b>	<b>27,011</b>	<b>93,733</b>	<b>24,052</b>	<b>22,115</b>	<b>22,910</b>	<b>24,656</b>
<b>USAF Military Injuries-Total</b>	<b>8,113</b>	<b>10,732</b>	<b>40,652</b>	<b>9,444</b>	<b>9,800</b>	<b>10,701</b>	<b>10,707</b>
Non-disabling(On & Off Duty)	6,268	8,717	31,905	7,218	7,553	8,525	8,609
<b>Disabling - Total . . . . .</b>	<b>1,845</b>	<b>2,015</b>	<b>8,747</b>	<b>2,228</b>	<b>2,247</b>	<b>2,176</b>	<b>2,098</b>
<b>On Duty - Total . . . . .</b>	<b>641</b>	<b>608</b>	<b>2,468</b>	<b>672</b>	<b>664</b>	<b>583</b>	<b>549</b>
Temporary . . . . .	627	590	2,398	647	645	569	537
Permanent Impairment . . . . .	7	14	39	14	10	9	6
Fatal . . . . .	7	4	31	11	9	5	6
<b>Off Duty - Total . . . . .</b>	<b>1,204</b>	<b>1,407</b>	<b>6,279</b>	<b>1,554</b>	<b>1,583</b>	<b>1,593</b>	<b>1,549</b>
Temporary . . . . .	1,136	1,328	5,912	1,477	1,460	1,521	1,454
Permanent . . . . .	14	13	41	15	10	10	6
Fatal . . . . .	54	66	326	62	113	62	89
Disabling Injury Rate . . . . .	7.34	7.93	7.60	7.93	7.58	7.54	7.37
Man Days Lost . . . . .	28,599	31,076	139,226	35,478	36,349	33,414	33,985
Man Days of Exposure . . . . .	25,123,276	25,411,539	115,023,795	28,073,568	29,656,142	28,841,288	28,452,797
<b>USAF Civ. Pers. Injuries-Total</b>	<b>13,871</b>	<b>16,143</b>	<b>52,655</b>	<b>14,496</b>	<b>12,181</b>	<b>12,123</b>	<b>13,855</b>
Non-disabling . . . . .	13,273	15,616	51,139	14,045	11,846	11,751	13,497
<b>Disabling - Total . . . . .</b>	<b>598</b>	<b>527</b>	<b>1,516</b>	<b>451</b>	<b>335</b>	<b>372</b>	<b>358</b>
Temporary . . . . .	590	518	1,474	440	323	358	353
Permanent . . . . .	7	9	34	7	11	14	2
Fatal . . . . .	1	-	8	4	-	-	3
Disabling Injury Rate . . . . .	9.78	8.13	6.26	6.99	5.72	6.42	5.84
Man Hours Lost . . . . .	43,982	56,772	158,377	43,243	36,150	39,483	39,501
Man Hours of Exposure . . . . .	61,199,841	64,814,224	242,238,269	64,521,954	58,534,717	57,933,476	61,248,122
<b>Non-USAF Per. Injuries-Total</b>	<b>180</b>	<b>136</b>	<b>426</b>	<b>112</b>	<b>134</b>	<b>86</b>	<b>94</b>
Non-fatal . . . . .	173	136	419	109	132	86	92
Fatal . . . . .	7	-	7	3	2	-	2
<b>PROPERTY DAMAGE CASES</b>							
USAF Property . . . . .	151	120	446	137	104	126	79
Non-USAF Property . . . . .	377	330	1,160	325	274	288	273
<b>OVERSEAS</b>							
<b>PERSONNEL INJURIES</b>							
<b>TOTAL a/ . . . . .</b>	<b>3,196</b>	<b>3,935</b>	<b>14,982</b>	<b>3,298</b>	<b>3,459</b>	<b>3,794</b>	<b>4,431</b>
<b>USAF Military Injuries-Total</b>	<b>2,083</b>	<b>2,623</b>	<b>9,317</b>	<b>1,910</b>	<b>2,021</b>	<b>2,525</b>	<b>2,861</b>
Non-disabling(On & Off Duty)	1,187	1,755	6,401	1,044	1,314	1,867	2,176
<b>Disabling - Total . . . . .</b>	<b>896</b>	<b>862</b>	<b>2,916</b>	<b>866</b>	<b>707</b>	<b>658</b>	<b>685</b>
<b>On Duty - Total . . . . .</b>	<b>299</b>	<b>352</b>	<b>1,141</b>	<b>337</b>	<b>285</b>	<b>272</b>	<b>287</b>
Temporary . . . . .	376	341	1,096	322	268	264	242
Permanent . . . . .	10	5	17	2	9	5	1
Fatal . . . . .	13	13	28	13	8	3	4
<b>Off Duty - Total . . . . .</b>	<b>497</b>	<b>506</b>	<b>1,775</b>	<b>529</b>	<b>422</b>	<b>386</b>	<b>438</b>
Temporary . . . . .	464	476	1,688	496	398	371	423
Permanent . . . . .	1	3	11	2	4	1	4
Fatal . . . . .	32	27	76	31	20	14	11
Disabling Injury Rate . . . . .	7.58	7.37	8.09	8.10	8.36	7.84	8.07
Man Days Lost . . . . .	11,830	11,810	45,670	13,894	11,308	9,951	10,517
Man Days of Exposure . . . . .	11,818,418	11,727,887	36,024,097	10,695,954	8,451,621	8,394,222	8,482,300
<b>USAF Civ. Pers. Injuries-Total</b>	<b>840</b>	<b>1,099</b>	<b>4,150</b>	<b>1,064</b>	<b>921</b>	<b>929</b>	<b>1,166</b>
Non-disabling . . . . .	657	896	3,412	870	802	715	1,025
<b>Disabling - Total . . . . .</b>	<b>183</b>	<b>204</b>	<b>738</b>	<b>194</b>	<b>189</b>	<b>214</b>	<b>141</b>
Temporary . . . . .	180	199	715	189	183	206	137
Permanent . . . . .	1	2	15	3	3	7	2
Fatal . . . . .	2	3	8	2	3	1	2
Disabling Injury Rate . . . . .	6.54	6.95	7.24	6.51	7.69	8.92	6.01
Man Hours Lost . . . . .	16,983	15,586	88,763	22,758	20,566	29,120	16,319
Man Hours of Exposure . . . . .	27,988,099	29,346,166	101,850,402	29,816,842	24,571,619	23,997,680	23,464,261
<b>Non-USAF Per. Injuries-Total</b>	<b>273</b>	<b>216</b>	<b>1,515</b>	<b>324</b>	<b>447</b>	<b>340</b>	<b>404</b>
Non-fatal . . . . .	253	204	1,443	299	428	324	392
Fatal . . . . .	20	12	72	25	19	16	12
<b>PROPERTY DAMAGE CASES</b>							
USAF Property . . . . .	60	57	206	48	69	47	42
Non-USAF Property . . . . .	134	91	257	56	113	45	43

a/ Does not include Non-USAF Personnel Injury and Property Damage cases.

Source: Assistant for Ground Safety, Deputy Chief of Staff, Personnel, Hq. USAF.

TABLE 97.-- USAF MOTOR VEHICLE ACCIDENTS

(Vehicle accident rates are based on 100,000 Vehicle Miles Operated.)

Vehicle Accidents, Rate, Vehicle Type, Cost	FISCAL YEAR 1949		FISCAL YEAR 1950				
	3rd Qtr	4th Qtr	Total	1st Qtr	2nd Qtr	3rd Qtr	4th Qtr
<b>CONTINENTAL US</b>							
<u>Number of Accidents - Total</u>	1,241	1,038	1,970	1,073	966	1,083	848
<u>Vehicle Miles Operated</u>	27,770,784	31,732,563	125,663,024	33,940,337	30,969,401	28,940,750	31,812,536
<u>Vehicle Accident Rate</u> . . . .	4.47	3.27	3.16	3.16	3.12	3.74	2.66
<u>Personnel Injuries a/</u> . . . .	47	64	220	68	73	39	40
<u>Property Damage Cases-Total</u>	1,199	1,002	2,429	969	825	924	711
Passenger Cars, Command Cars, Jeeps and Motor Cycles . . . .	448	361	1,287	369	319	361	238
Trucks and Busses . . . . .	671	573	1,949	529	473	523	424
Special Purpose Equipment . . . .	80	68	193	71	33	40	49
<u>Vehicle Repair or Replacement Cost</u> . . . . .	\$52,845	\$57,673	\$ 217,309	\$59,585	\$46,512	\$55,215	\$ 55,997
<u>Cost of Other Property Damage By Vehicle Accidents (Ex- cluding Aircraft Damage)</u> . . . .	\$10,017	\$7,068	\$ 21,115	\$8,642	\$5,983	\$2,004	\$ 4,486
<u>Hours, Vehicle Out of Service b/</u>	54,712	54,959	209,882	58,716	60,370	48,621	42,175
<b>OVERSEAS</b>							
<u>Number of Accidents - Total</u>	1,024	817	2,941	809	807	799	526
<u>Vehicle Miles Operated</u>	31,925,753	33,002,060	121,087,344	36,223,877	29,584,862	27,424,796	27,853,809
<u>Vehicle Accident Rate</u> . . . .	3.21	2.47	2.43	2.23	2.73	2.91	1.89
<u>Personnel Injuries a/</u> . . . .	91	89	272	93	87	68	24
<u>Property Damage Cases-Total</u>	907	642	2,296	619	633	624	420
Passenger Cars, Command Cars, Jeeps and Motor Cycles . . . .	474	323	1,098	281	310	294	213
Trucks and Busses . . . . .	399	295	1,125	314	301	315	195
Special Purpose Equipment . . . .	34	24	73	24	22	15	12
<u>Vehicle Repair or Replacement Cost</u> . . . . .	\$71,293	\$67,103	\$ 173,870	\$58,721	\$40,692	\$41,240	\$ 33,217
<u>Cost of Other Property Damage By Vehicle Accidents (Ex- cluding Aircraft Damage)</u> . . . .	\$3,085	\$2,184	\$ 9,770	\$2,704	\$1,483	\$1,006	\$ 4,577
<u>Hours, Vehicle Out of Service b/</u>	45,753	47,324	162,065	44,068	47,166	37,573	33,258
<b>WORLDWIDE</b>							
<u>Number of Accidents - Total</u>	2,265	1,855	6,911	1,882	1,773	1,882	1,374
<u>Vehicle Miles Operated</u> . . . .	59,696,537	64,734,623	246,750,368	70,164,214	60,554,263	56,365,526	59,666,345
<u>Vehicle Accident Rate</u> . . . .	3.79	2.86	2.80	2.68	2.93	3.34	2.30
<b>CONTRIBUTING FACTORS</b>							
Speed Excessive . . . . .	479	309	1,238	331	324	377	206
Inattention, Distraction . . . .	545	453	1,941	526	494	517	404
Failure to Yield Right-of-Way . .	85	103	300	90	83	71	56
Failure to Signal or Warn . . . .	95	78	159	45	38	43	33
Improper Loading, Securing, Seating . . . . .	52	55	186	47	43	61	35
Fatigued, Fell Asleep . . . . .	14	17	70	20	13	15	22
Lack of Clearance . . . . .	455	345	1,339	348	368	329	294
Service or Mechanical Failure . .	125	138	427	126	111	105	85
Other Driver at Fault . . . . .	413	357	1,251	349	299	364	239
<b>NATURE, VEHICLE OPERATION</b>							
Approaching . . . . .	533	369	1,384	430	363	337	254
Backing . . . . .	430	357	1,418	356	351	387	324
Following . . . . .	202	148	610	179	161	170	100
Parking and Parked . . . . .	127	90	262	71	59	80	52
Passing . . . . .	197	164	555	146	155	144	110
Slowing or Stopped . . . . .	117	137	506	129	133	139	105
Turning . . . . .	386	344	1,189	319	322	313	235
Intersection . . . . .	162	139	553	155	122	173	103
No Unusual Action . . . . .	111	107	434	97	107	139	91
<b>USAF DRIVER DEFECTS</b>							
Not Qualified or Licensed . . . .	85	77	324	101	95	69	59
Physical Defects . . . . .	2	3	19	5	8	3	3
Intoxication Indicated . . . . .	43	52	124	34	44	24	22

a/ Includes disabling and fatal only.


b/ Vehicle and aircraft "hours of service" include only that time required to return disabled equipment to service.

Source: Assistant for Ground Safety, Deputy Chief of Staff, Hq. USAF.



PART VI.....

AIRCRAFT AND MATERIEL






  
AIRCRAFT AND MATERIEL

The tables included in this section provide summary data covering the procurement, production, inventory, status, deployment, and disposition of USAF aircraft, and similar information and other major items of materiel in the USAF from January 1949 through June 1950.

In August 1949 the method of determining line classification of aircraft was changed in accordance with HGI 150-9 dated 14 August 1949. A board of officers determined which aircraft were first and second line, after which time each first line aircraft automatically dropped to second line upon completion of its optimum turnover period as specified in Table VIII of AFL 156-9 dated 5 May 1949.

Prior to July 1948 aircraft undergoing modification were reflected in an active category, while subsequent data reflect them in inactive category. Prior to September 1949, all "Project" aircraft were considered active while subsequent to that date aircraft on non-USAF and inactive projects have been included in the inactive total.



Line No.	Type	Model & Series	Manufacturer	FISCAL YEAR - 1949						FISCAL YEAR - 1950		
				3rd Quarter			4th Quarter			Total		
				Acceptances	Afr Wt (000's)	Deliv-eries	Acceptances	Afr Wt (000's)	Deliv-eries	Acceptances	Afr Wt (000's)	Deliv-eries
				Units			Units			Units		
1	<b>Total Military Production:</b>			<b>680</b>	<b>7830.7</b>	<b>671</b>	<b>554</b>	<b>5252.8</b>	<b>635</b>	<b>2,700</b>	<b>33,455.1</b>	<b>2,545</b>
2	Recipient:											
3	USAF. . . . .			350	5880.9	289	341	3969.5	422	1,657	25,388.3	1,502
4	Air National Guard. .			13	76.7	18	-	-	-	-	-	-
5	Ground National Guard			35	43.8	36	48	57.6	48	1	1.2	1
6	Army Field Forces. . .			74	89.9	120	-	-	-	-	-	-
7	Navy. . . . .			203	1733.2	203	165	1225.7	165	937	8,013.1	937
8	Grease. . . . .			5	6.2	5	-	-	-	-	-	-
9	Turkey. . . . .			-	-	-	-	-	-	105	52.5	105
USAF												
10	<b>Bomber</b>	<b>Total</b>		<b>71</b>	<b>3901.6</b>	<b>58</b>	<b>42</b>	<b>2244.8</b>	<b>45</b>	<b>254</b>	<b>12,216.3</b>	<b>262</b>
11		B-36A	Con-Vultee	1	89.7	1	-	-	-	-	-	-
12		B-36B	Con-Vultee	7	627.9	7	6	538.2	6	30	2,768.7	30
13		YB-36	Con-Vultee	-	-	-	1	85.5	1	-	-	-
14		XB-35	Northrop	1	30.7	1	-	-	-	-	-	-
15		YB-35A	Northrop	5	308.8	2	-	-	3	-	-	-
16		XB-47	Boeing	1	55.4	1	-	-	-	-	-	-
17		B-50A	Boeing	3	162.0	6	-	-	-	-	-	-
18		B-50B	Boeing	38	2052.0	34	7	378.0	11	-	-	-
19		B-50D	Boeing	-	-	-	15	810.0	6	160	7,584.0	164
20		YB-35	Northrop	5	272.5	-	-	-	4	-	-	1
21		YB-49	Northrop	-	-	-	1	66.3	1	-	-	-
22		B-45A	No. American	10	302.6	6	11	332.8	12	55	1,586.1	58
23		B-45C	No. American	-	-	-	1	34.0	1	9	277.5	9
24	<b>Fighter</b>	<b>Total</b>		<b>221</b>	<b>1592.5</b>	<b>136</b>	<b>199</b>	<b>1345.8</b>	<b>283</b>	<b>1,078</b>	<b>7,274.1</b>	<b>923</b>
25		F-80C	Lockheed	59	348.1	53	85	501.5	54	410	2,419.0	435
26		F-82E	No. American	-	-	2	-	-	-	-	-	-
27		F-84D	Republic	90	625.5	22	27	187.7	130	-	-	-
28		F-84E	Republic	-	-	-	2	13.9	1	348	2,453.7	167
29		XF-86	No. American	1	6.3	1	-	-	-	-	-	-
30		F-86A	No. American	53	400.2	48	83	626.7	87	304	2,295.4	307
31		XF-87	Curtiss	1	20.9	1	-	-	-	-	-	-
32		XF-89A	Northrop	1	13.9	1	-	-	-	-	-	-
33		XF-91	Republic	-	-	-	1	8.9	1	-	-	-
34		XF-92	Con-Vultee	-	-	-	1	7.1	1	-	-	-
35		F-82G	No. American	2	22.2	2	-	-	1	-	-	-
36		F-82H	No. American	14	155.4	6	-	-	8	-	-	-
37		F-94A	Lockheed	-	-	-	-	-	-	14	90.5	12
38		XF-89	Northrop	-	-	-	-	-	-	1	13.9	1
39		XF-85	McDonnell	-	-	-	-	-	-	1	1.6	1
40	<b>Recon</b>	<b>Total</b>		<b>-</b>	<b>-</b>	<b>-</b>	<b>-</b>	<b>-</b>	<b>-</b>	<b>3</b>	<b>312.6</b>	<b>3</b>
41		RB-36D	Con-Vultee	-	-	-	-	-	-	3	312.6	3
Search & Rescue												
42	<b>Rescue</b>	<b>Total</b>		<b>-</b>	<b>-</b>	<b>-</b>	<b>-</b>	<b>-</b>	<b>-</b>	<b>23</b>	<b>317.4</b>	<b>19</b>
43		SA-16A	Gruman	-	-	-	-	-	-	23	317.4	19
44	<b>Cargo</b>	<b>Total</b>		<b>6</b>	<b>249.9</b>	<b>10</b>	<b>2</b>	<b>196.5</b>	<b>2</b>	<b>126</b>	<b>4,277.9</b>	<b>122</b>
45		YC-97A	Boeing	-	-	1	-	-	-	-	-	-
46		YC-97B	Boeing	-	-	1	-	-	-	-	-	-
47		YC-99	Con-Vultee	-	-	-	1	90.5	1	-	-	-
48		C-121A	Lockheed	6	249.9	8	-	-	-	-	-	-
49		C-119B	Fairchild	-	-	-	4	106.0	2	50	1,323.7	52
50		C-97A	Boeing	-	-	-	-	-	-	30	1,558.8	30
51		C-124A	Douglas	-	-	-	-	-	-	4	288.7	3
52		C-119C	Fairchild	-	-	-	-	-	-	42	1,106.7	37
53	<b>Trainer</b>	<b>Total</b>		<b>13</b>	<b>74.8</b>	<b>11</b>	<b>14</b>	<b>80.5</b>	<b>14</b>	<b>144</b>	<b>924.0</b>	<b>130</b>
54		TF-80C	Lockheed	13	74.8	11	14	80.5	14	-	-	-
55		T-28A	No. American	-	-	-	-	-	-	19	59.9	6
56		T-33A	Lockheed	-	-	-	-	-	-	113	636.1	115
57		T-29A	Con-Vultee, S.D.	-	-	-	-	-	-	12	228.0	9
Special Res'ch												
58	<b>Res'ch</b>	<b>Total</b>		<b>-</b>	<b>-</b>	<b>-</b>	<b>-</b>	<b>-</b>	<b>-</b>	<b>2</b>	<b>6.8</b>	<b>2</b>
59		X-4	Northrop	-	-	-	-	-	-	2	6.8	2

AIRPLANE PRODUCTION.

FISCAL YEAR - 1950 - Continued												Line No.
1st Quarter			2nd Quarter			3rd Quarter			4th Quarter			
Acceptances			Acceptances			Acceptances			Acceptances			
Units	Air Wt (000's)	Deliv-eries	Units	Air Wt (000's)	Deliv-eries	Units	Air Wt (000's)	Deliv-eries	Units	Air Wt (000's)	Deliv-eries	
<u>711</u>	<u>8550.5</u>	<u>699</u>	<u>647</u>	<u>8181.1</u>	<u>590</u>	<u>620</u>	<u>7062.8</u>	<u>587</u>	<u>722</u>	<u>9660.7</u>	<u>669</u>	1
368	6681.4	356	416	6151.2	360	403	5145.4	369	470	7410.3	417	2
-	-	-	-	-	-	-	-	-	-	-	-	3
1	1.2	1	-	-	-	-	-	-	-	-	-	4
-	-	-	-	-	-	-	-	-	-	-	-	5
237	1815.4	237	231	2029.9	230	217	1917.4	218	252	2250.4	252	6
-	-	-	-	-	-	-	-	-	-	-	-	7
105	52.5	105	-	-	-	-	-	-	-	-	-	8
-	-	-	-	-	-	-	-	-	-	-	-	9
USAF												
<u>75</u>	<u>4227.0</u>	<u>61</u>	<u>62</u>	<u>2952.4</u>	<u>60</u>	<u>61</u>	<u>2397.9</u>	<u>77</u>	<u>56</u>	<u>2639.0</u>	<u>64</u>	10
-	-	-	-	-	-	-	-	-	-	-	-	11
22	2027.3	20	6	553.0	8	2	188.4	2	-	-	-	12
-	-	-	-	-	-	-	-	-	-	-	-	13
-	-	-	-	-	-	-	-	-	-	-	-	14
-	-	-	-	-	-	-	-	-	-	-	-	15
-	-	-	-	-	-	-	-	-	-	-	-	16
-	-	-	-	-	-	-	-	-	-	-	-	17
-	-	-	-	-	-	-	-	-	-	-	-	18
37	1753.8	26	43	2038.2	39	25	1185.0	37	55	2607.0	62	19
-	-	1	-	-	-	-	-	-	-	-	-	20
13	356.2	13	11	301.4	9	31	928.5	36	-	-	-	21
3	89.7	1	2	59.8	4	3	96.0	2	1	32.0	2	22
-	-	-	-	-	-	-	-	-	-	-	-	23
<u>223</u>	<u>1498.0</u>	<u>241</u>	<u>278</u>	<u>1871.5</u>	<u>235</u>	<u>281</u>	<u>1901.7</u>	<u>205</u>	<u>296</u>	<u>2002.9</u>	<u>242</u>	24
<u>98</u>	<u>578.2</u>	<u>131</u>	<u>105</u>	<u>619.5</u>	<u>106</u>	<u>106</u>	<u>625.4</u>	<u>104</u>	<u>101</u>	<u>595.9</u>	<u>94</u>	25
-	-	-	-	-	-	-	-	-	-	-	-	26
-	-	-	-	-	-	-	-	-	-	-	-	27
61	430.2	45	107	754.5	63	90	634.5	14	90	634.5	45	28
-	-	-	-	-	-	-	-	-	-	-	-	29
63	475.7	64	65	490.9	66	85	641.8	86	91	687.0	91	30
-	-	-	-	-	-	-	-	-	-	-	-	31
-	-	-	-	-	-	-	-	-	-	-	-	32
-	-	-	-	-	-	-	-	-	-	-	-	33
-	-	-	-	-	-	-	-	-	-	-	-	34
-	-	-	-	-	-	-	-	-	-	-	-	35
-	-	-	-	-	-	-	-	-	-	-	-	36
1	13.9	1	1	6.6	-	-	-	1	13	83.9	11	37
-	-	-	-	-	-	-	-	-	1	1.6	1	38
-	-	-	-	-	-	-	-	-	-	-	-	39
-	-	-	-	-	-	-	-	-	3	312.6	3	40
-	-	-	-	-	-	-	-	-	3	312.6	3	41
3	41.4	-	7	96.6	6	6	82.8	6	7	96.6	7	42
3	41.4	-	7	96.6	6	6	82.8	6	7	96.6	7	43
<u>24</u>	<u>737.9</u>	<u>1</u>	<u>20</u>	<u>1024.1</u>	<u>21</u>	<u>16</u>	<u>524.2</u>	<u>37</u>	<u>26</u>	<u>1991.7</u>	<u>63</u>	44
-	-	-	-	-	-	-	-	-	-	-	-	45
-	-	-	-	-	-	-	-	-	-	-	-	46
-	-	-	-	-	-	-	-	-	-	-	-	47
20	530.0	-	21	556.5	17	9	237.2	32	-	-	3	48
4	207.9	1	9	467.6	4	4	207.9	4	13	675.4	21	49
-	-	-	-	-	-	-	-	-	4	288.7	3	50
-	-	-	-	-	-	3	79.1	1	39	1027.6	36	51
-	-	-	-	-	-	-	-	-	-	-	-	52
<u>26</u>	<u>147.1</u>	<u>26</u>	<u>22</u>	<u>189.8</u>	<u>28</u>	<u>38</u>	<u>236.0</u>	<u>42</u>	<u>47</u>	<u>351.1</u>	<u>24</u>	53
-	-	-	-	-	-	-	-	-	-	-	-	54
1	3.3	1	-	-	-	-	-	-	18	56.6	5	55
25	143.8	25	33	189.8	28	36	198.0	41	19	104.5	21	56
-	-	-	-	-	-	2	38.0	1	10	190.0	8	57
-	-	-	-	-	-	-	-	-	2	6.8	2	58
-	-	-	-	-	-	-	-	-	2	6.8	2	59

Line No.	Type	Model & Series	Manufacturer	FISCAL YEAR - 1949						FISCAL YEAR - 1950		
				3rd Quarter			4th Quarter			Total		
				Acceptances			Acceptances			Acceptances		
				Units	Afr Wt (000's)	Deliv-eries	Units	Afr Wt (000's)	Deliv-eries	Units	Afr Wt (000's)	Deliv-eries
USAF--Continued												
1	Communica- tion	Total		39	62.1	74	81	101.9	77	27	52.2	41
2		H-5G Sikorsky		9	25.2	8	-	-	4	-	-	-
3		H-5H Sikorsky		-	-	-	3	8.4	-	13	36.4	16
4		L-13A Con-Vultee		3	3.6	42	67	80.4	59	11	13.2	23
5		L-13B Con-Vultee		22	27.5	20	4	5.0	6	-	-	-
6		LC-126Cessna		5	5.8	4	7	8.1	8	-	-	-
7		YH-12B Bell, Buffalo		-	-	-	-	-	-	1	3.2	-
8		YH-19 Sikorsky		-	-	-	-	-	-	2	6.4	2
AIR NATIONAL GUARD												
9	Fighter	Total		13	76.7	18	-	-	-	-	-	-
10		P-80C Lockheed		13	76.7	18	-	-	-	-	-	-
GROUND NATIONAL GUARD												
11	Liaison	Total		35	43.8	36	48	57.6	48	1	1.2	1
12		L-13A Con-Vultee		-	-	-	47	56.4	47	-	-	-
13		L-17B Ryan		34	42.6	35	-	-	-	-	-	-
14		LC-126Cessna		1	1.2	1	1	1.2	1	1	1.2	1
ARMY FIELD FORCES												
15	Comm.	Total		74	89.9	120	-	-	-	-	-	-
16		H-13B Bell, Buffalo		6	6.6	13	-	-	-	-	-	-
17		YH-15 Boeing		9	9.5	9	-	-	-	-	-	-
18		L-17B Ryan		59	73.8	98	-	-	-	-	-	-
NAVY												
19	Bomber	Total		104	1,172.4	104	72	713.5	72	385	4,222.2	385
20		P2V-3 Lockheed		14	337.3	14	8	191.4	8	1	23.8	1
21		P2V-3W Lockheed		-	-	-	-	-	-	30	737.5	30
22		P2V-4 Lockheed		-	-	-	-	-	-	20	572.0	20
23		PBM-5A Martin		7	200.2	7	-	-	-	-	-	-
24		P4M-1 Martin		-	-	-	-	-	-	7	228.2	7
25		XP5M-1 Martin		1	29.6	1	-	-	-	-	-	-
26		XP4M-1 Martin		-	-	-	1	29.3	1	-	-	-
27		PO-1W Lockheed		-	-	-	-	-	-	2	84.4	2
28		AD-2 Douglas		-	-	-	-	-	-	1	6.7	1
29		AD-2Q Douglas		1	7.0	1	1	6.9	1	-	-	-
30		AD-3 Douglas		68	461.3	68	37	250.4	37	3	20.4	3
31		AD-3N Douglas		-	-	-	-	-	-	15	104.7	15
32		AD-3W Douglas		-	-	-	3	21.2	3	27	191.8	27
33		AD-4 Douglas		-	-	-	-	-	-	150	1,055.3	150
34		AD-4Q Douglas		-	-	-	-	-	-	29	215.2	29
35		AD-3Q Douglas		-	-	-	2	14.2	2	21	149.2	21
36		AJ-1 No. American		-	-	-	-	-	-	17	304.9	17
37		XAJ-1 Martin		1	17.3	1	-	-	-	-	-	-
38		AF-2W Gruman		-	-	-	-	-	-	5	49.0	5
39		AF-2S Gruman		-	-	-	-	-	-	6	57.6	6
40		AM-1 Martin		6	59.7	6	20	200.1	20	18	181.8	18
41		AM-1Q Martin		6	60.0	6	-	-	-	-	-	-
42		XTB3F-2S Gruman		-	-	-	-	-	-	1	9.5	1
43		AD-4N Douglas		-	-	-	-	-	-	16	115.1	16
44		AD-4W Douglas		-	-	-	-	-	-	16	115.1	16
45	Fight- er	Total		83	426.5	83	79	469.5	79	497	3,253.5	497
46		F2H-1 McDonnell		14	93.8	14	30	201.0	30	5	33.5	5
47		F2H-2 McDonnell		-	-	-	-	-	-	102	742.0	102
48		F2H-2N McDonnell		-	-	-	-	-	-	7	54.1	7
49		F4U-5N Chance-V'ght		1	6.1	1	5	30.3	5	99	601.2	99

PRODUCTION (Continued)

FISCAL YEAR - 1950--Continued												Line No.
1st Quarter			2nd Quarter			3rd Quarter			4th Quarter			
Acceptances			Acceptances			Acceptances			Acceptances			
Units	Afr Wt (000's)	Deliv-eries	Units	Afr Wt (000's)	Deliv-eries	Units	Afr Wt (000's)	Deliv-eries	Units	Afr Wt (000's)	Deliv-eries	
USAF--Continued												
17	30.0	27	6	16.8	10	1	2.8	2	2	2.6	2	1
6	16.8	4	6	16.8	10	1	2.8	2	-	-	-	2
11	13.2	23	-	-	-	-	-	-	-	-	-	3
-	-	-	-	-	-	-	-	-	-	-	-	4
-	-	-	-	-	-	-	-	-	-	-	-	5
-	-	-	-	-	-	-	-	-	1	3.2	-	6
-	-	-	-	-	-	-	-	-	2	6.4	2	7
-	-	-	-	-	-	-	-	-	-	-	-	8
AIR NATIONAL GUARD												
-	-	-	-	-	-	-	-	-	-	-	-	9
-	-	-	-	-	-	-	-	-	-	-	-	10
GROUND NATIONAL GUARD												
1	1.2	1	-	-	-	-	-	-	-	-	-	11
-	-	-	-	-	-	-	-	-	-	-	-	12
1	1.2	1	-	-	-	-	-	-	-	-	-	13
-	-	-	-	-	-	-	-	-	-	-	-	14
ARMY FIELD FORCES												
-	-	-	-	-	-	-	-	-	-	-	-	15
-	-	-	-	-	-	-	-	-	-	-	-	16
-	-	-	-	-	-	-	-	-	-	-	-	17
-	-	-	-	-	-	-	-	-	-	-	-	18
NAVY												
136	1102.5	136	94	1159.3	94	65	752.1	65	90	1208.3	90	19
1	24.6	1	15	368.4	15	3	75.0	3	11	23.8	11	20
1	28.6	1	-	-	-	6	171.6	6	13	269.5	13	21
-	-	-	-	-	-	-	-	-	-	-	-	22
-	-	-	5	162.5	5	2	65.7	2	-	-	-	23
-	-	-	-	-	-	-	-	-	-	-	-	24
-	-	-	-	-	-	-	-	-	-	-	-	25
1	41.8	1	-	-	-	-	-	-	1	42.6	1	26
1	6.7	1	-	-	-	-	-	-	-	-	-	27
-	-	-	-	-	-	-	-	-	-	-	-	28
3	20.4	3	-	-	-	-	-	-	-	-	-	29
7	48.7	7	7	49.0	7	-	-	-	1	7.0	1	30
25	177.4	25	1	7.2	1	1	7.2	1	-	-	-	31
59	407.1	59	49	347.9	49	30	214.5	30	12	85.8	12	32
-	-	-	3	22.1	3	13	95.6	13	13	97.5	13	33
20	142.0	20	-	-	-	1	7.2	1	-	-	-	34
3	53.7	3	8	143.2	8	4	72.0	4	2	36.0	2	35
-	-	-	-	-	-	-	-	-	-	-	-	36
-	-	-	1	9.6	1	1	9.9	1	3	29.5	3	37
-	-	-	1	9.6	1	2	19.2	2	3	28.8	3	38
15	151.5	15	3	30.3	3	-	-	-	-	-	-	39
-	-	-	-	-	-	-	-	-	-	-	-	40
-	-	-	1	9.5	1	-	-	-	-	-	-	41
-	-	-	-	-	-	1	7.1	1	15	108.0	15	42
-	-	-	-	-	-	1	7.1	1	15	108.0	15	43
25	604.4	25	125	796.7	125	140	932.7	140	137	919.7	137	44
5	33.5	5	-	-	-	-	-	-	-	-	-	45
-	-	-	15	108.0	15	49	352.8	49	38	281.2	38	46
-	-	-	2	15.6	2	2	15.4	2	3	23.1	3	47
32	193.6	32	23	139.2	23	15	91.5	15	29	176.9	29	48
-	-	-	-	-	-	-	-	-	-	-	-	49

TABLE - 98 US MILITARY AIRPLANE

Line No.	Type	Model & Series	Manufacturer	FISCAL YEAR - 1949						FISCAL YEAR - 1950		
				3rd Quarter			4th Quarter			Total		
				Acceptances		Deliv-eries	Acceptances		Deliv-eries	Acceptances		Deliv-eries
				Units	Air Wt (000's)		Units	Air Wt (000's)		Units	Air Wt (000's)	
NAVY												
1	Fighter	F6U-1	Chance-V'ght	3	16.4	3	-	-	-	27	148.5	27
2	(Com'd)	XP6U-1	Chance-V'ght	3	14.4	3	-	-	-	-	-	-
3		P8P-2	Gruman	50	212.6	50	21	89.3	21	-	-	-
4		P9P-3	Gruman	4	25.6	4	15	97.1	15	33	214.5	33
5		XP9F-3	Gruman	1	5.8	1	-	-	-	-	-	-
6		XP5U-1	Gruman	2	18.4	2	-	-	-	-	-	-
7		XP2H-1	McDonnell	1	5.9	1	-	-	-	2	11.8	2
8		P9P-2	Gruman	3	19.1	3	8	51.8	8	220	1,430.0	220
9		P7U-1	Chance-V'ght	-	-	-	-	-	-	1	9.5	1
10		XP7U-1	Chance-V'ght	1	8.4	1	-	-	-	1	8.4	1
11	Search & Total			-	-	-	-	-	-	6	84.2	6
12	Rescue	UP-1	Gruman	-	-	-	-	-	-	6	84.2	6
13	Cargo Total			1	91.8	1	-	-	-	9	304.1	9
14		XR50-1	Lockheed	1	91.8	1	-	-	-	1	93.1	1
15		R4Q-1	Lockheed	-	-	-	-	-	-	8	211.0	8
16	Train- Total			-	-	-	-	-	-	16	90.6	16
17	er	TO-2	Lockheed	-	-	-	-	-	-	16	90.6	16
18	Comm. Total			15	42.5	15	14	42.7	14	24	58.5	24
19		XHJP-1	Piasecki	2	2.5	2	-	-	-	-	-	-
20		HO3S-1	Sikorsky	12	34.2	12	14	42.7	14	16	49.1	16
21		XHJD-1	McDonnell	1	5.8	1	-	-	-	-	-	-
22		HTL-3	Bell, Buffalo	-	-	-	-	-	-	7	8.0	7
23		K-225	Kaman, WI	-	-	-	-	-	-	1	1.4	1
GREECE												
24	Liaison	Total		5	6.2	5	-	-	-	-	-	-
25		L-17B	Ryan	5	6.2	5	-	-	-	-	-	-
TURKEY												
26	Liaison	Total		-	-	-	-	-	-	105	52.5	105
27		L-18B	Piper	-	-	-	-	-	-	105	52.5	105



TABLE - 99 AIRPLANES AUTHORIZED FOR USAF PROCUREMENT

Type, Model and Series	FY 1949	FY 1950
<u>Total</u> . . . . .	<u>2,324</u>	<u>1,252</u>
<u>Heavy Bomber</u> . . . . .	<u>29</u>	<u>24</u>
B-36D . . . . .	22	-
B-36F . . . . .	17	34
<u>Medium Bomber</u> . . . . .	<u>147</u>	<u>82</u>
B-47A . . . . .	10	-
B-47B . . . . .	5	81
YB-47C . . . . .	-	1
B-50D . . . . .	132	-
<u>Fighter</u> . . . . .	<u>1,457</u>	<u>709</u>
F-80C . . . . .	557	-
F-84E . . . . .	408	120
YP-84F . . . . .	1	-
F-86A . . . . .	333	-
F-86D . . . . .	-	153
YP-86D . . . . .	-	2
F-86E . . . . .	-	111
F-89A . . . . .	18	-
F-89B . . . . .	30	-
F-89C . . . . .	-	64
F-94A . . . . .	109	-
F-94B . . . . .	-	150
YP-94B . . . . .	1	-
F-94C . . . . .	-	108
YP-94C . . . . .	-	1
<u>Reconnaissance</u> . . . . .	<u>26</u>	<u>13</u>
RB-36D . . . . .	17	-
RB-36F . . . . .	19	13
<u>Search and Rescue</u> . . . . .	<u>32</u>	<u>11</u>
SA-16A . . . . .	32	11
<u>Tanker</u> . . . . .	<u>3</u>	<u>-</u>
KC-97A . . . . .	3	-
<u>Cargo</u> . . . . .	<u>147</u>	<u>117</u>
C-97A . . . . .	20	-
C-97C . . . . .	-	14
C-119B . . . . .	18	-
C-119C . . . . .	81	51
C-124A . . . . .	28	50
C-128A . . . . .	-	1
C-128B . . . . .	-	1
<u>Trainer</u> . . . . .	<u>430</u>	<u>268</u>
T-28A . . . . .	266	125
T-29A . . . . .	36	12
T-33A . . . . .	128	125
YT-34 . . . . .	-	3
YT-35 . . . . .	-	3
<u>Helicopter</u> . . . . .	<u>21</u>	<u>18</u>
H-5H . . . . .	16	-
YH-19 . . . . .	5	-
YH-21A . . . . .	-	18
<u>Liaison</u> . . . . .	<u>12</u>	<u>-</u>
LC-126A . . . . .	12	-



TABLE 100-STATUS AND LINE CLASSIFICATION OF USAF AIRCRAFT

(Prior to September 1949, only the type, model and series designation determined line classification of airplanes. Beginning with September 1949, line classification is based on the first line life of airplanes, Table IX of AFL 150-10, and type, model and series. Glider aircraft were assigned to second line classification in September 1949. Excludes Reserve Forces.)

Type and Model	31 March 1949								
	Total			Active			Inactive		
	Total	1st Line	2nd Line	Total	1st Line	2nd Line	Total	1st Line	2nd Line
<b>Total Aircraft</b>	<b>20,572</b>	<b>10,596</b>	<b>9,976</b>	<b>9,885</b>	<b>6,084</b>	<b>3,801</b>	<b>10,687</b>	<b>4,512</b>	<b>6,175</b>
<b>Bomber</b>	<b>3,826</b>	<b>2,153</b>	<b>683</b>	<b>1,279</b>	<b>1,102</b>	<b>177</b>	<b>2,557</b>	<b>2,051</b>	<b>506</b>
B-36	47	45	2	46	45	1	1	-	1
B-29	2,054	1,995	59	742	692	50	1,312	1,303	9
B-35	3	-	3	3	-	3	-	-	-
B-47	2	-	2	-	-	-	2	-	2
B-48	2	-	2	-	-	-	2	-	2
B-50	110	105	5	91	87	4	19	18	1
B-17	143	-	143	66	-	66	77	-	77
B-24	2	-	2	-	-	-	-	-	2
B-25	433	-	433	37	-	37	396	-	396
B-26	1,008	987	21	271	257	14	737	730	7
B-26H	1	-	1	-	-	-	1	-	1
B-42	1	-	1	-	-	-	1	-	1
B-43	2	-	2	-	-	-	2	-	2
B-45	27	21	6	23	21	2	4	-	4
B-46	1	-	1	-	-	-	1	-	1
<b>Fighter</b>	<b>4,243</b>	<b>1,300</b>	<b>2,943</b>	<b>2,110</b>	<b>1,148</b>	<b>962</b>	<b>2,133</b>	<b>152</b>	<b>1,981</b>
F-24	4	-	4	2	-	2	2	-	2
F-47	1,167	-	1,167	265	-	265	902	-	902
F-51	1,602	-	1,602	590	-	590	1,012	-	1,012
F-80	668	626	42	615	581	34	53	45	8
F-81	2	-	2	-	-	-	2	-	2
F-82	250	230	20	236	220	16	14	10	4
F-84	410	392	18	305	297	8	105	95	10
F-86	59	52	7	52	50	2	7	2	5
F-61	79	-	79	44	-	44	35	-	35
F-87	1	-	1	-	-	-	1	-	1
F-89	1	-	1	1	-	-	-	-	-
<b>Reconnaissance</b>	<b>566</b>	<b>310</b>	<b>256</b>	<b>440</b>	<b>241</b>	<b>199</b>	<b>126</b>	<b>69</b>	<b>57</b>
R-11	1	-	1	-	-	-	1	-	1
R-12	1	-	1	-	-	-	1	-	1
RB-17	78	-	78	77	-	77	1	-	1
RB-25	3	-	3	3	-	3	-	-	-
RB-26	51	48	3	41	38	3	10	10	-
RB-29	139	138	1	105	104	1	34	34	-
RB-35	1	-	1	1	-	-	-	-	-
RC-45	43	-	43	43	-	43	-	-	-
RB-49	1	-	1	1	-	1	-	-	-
RF-51	101	-	101	52	-	52	49	-	49
RC-54	2	2	-	2	2	-	-	-	-
RF-61	21	-	21	17	-	17	4	-	4
RF-80	124	122	2	98	97	1	26	25	1
<b>Search &amp; Rescue</b>	<b>106</b>	<b>21</b>	<b>77</b>	<b>104</b>	<b>21</b>	<b>73</b>	<b>4</b>	<b>-</b>	<b>4</b>
SL-5	5	5	-	5	5	-	-	-	-
SH-5	3	3	-	3	3	-	-	-	-
SA-10	22	22	-	22	22	-	-	-	-
SB-17	76	-	76	72	-	72	4	-	4
SC-46	1	-	1	1	-	1	-	-	-
SC-47	1	1	-	1	1	-	-	-	-
<b>Amphibious</b>	<b>41</b>	<b>35</b>	<b>6</b>	<b>18</b>	<b>16</b>	<b>2</b>	<b>23</b>	<b>19</b>	<b>4</b>
A-10	35	35	-	16	16	-	19	19	-
A-9	2	-	2	-	-	-	2	-	2
A-12	3	-	3	2	-	2	1	-	1
PBY-5	1	-	1	-	-	-	1	-	1
<b>Special Research</b>	<b>2</b>	<b>-</b>	<b>2</b>	<b>-</b>	<b>-</b>	<b>-</b>	<b>2</b>	<b>-</b>	<b>2</b>
X-1	2	-	2	-	-	-	2	-	2
<b>Cargo</b>	<b>3,491</b>	<b>1,982</b>	<b>1,509</b>	<b>2,689</b>	<b>1,709</b>	<b>980</b>	<b>802</b>	<b>273</b>	<b>529</b>
C-74	12	10	2	11	10	1	1	-	1
C-97	10	10	-	10	10	-	-	-	-
C-54	441	430	11	400	390	10	41	40	1
C-112	1	-	1	-	-	-	1	-	1
C-119	1	-	1	-	-	-	1	-	1
C-121	10	9	1	9	8	1	1	1	-
C-46	587	-	587	198	-	198	389	-	389
C-47	1,449	1,326	123	1,228	1,109	119	221	217	4
C-53	8	-	8	2	-	2	6	-	6
C-82	202	196	6	187	181	6	15	15	-
CB-17	7	-	7	7	-	7	-	-	-

TABLE - 100 STATUS AND LINE CLASSIFICATION OF USAF AIRCRAFT (Continued)

Type and Model	31 March 1949--Continued								
	Total			Active			Inactive		
	Total	1st Line	2nd Line	Total	1st Line	2nd Line	Total	1st Line	2nd Line
<b>Cargo (Cont'd)</b>									
VB-17	39	-	39	38	-	38	1	-	1
CB-25	53	-	53	49	-	49	4	-	4
VB-25	40	-	40	40	-	40	-	-	-
CB-26	4	-	4	4	-	4	-	-	-
VB-26	19	-	19	17	-	17	2	-	2
C-118	1	1	-	1	1	-	-	-	-
C-45	551	-	551	465	-	465	86	-	86
C-64	41	-	41	8	-	8	33	-	33
C-117	15	-	15	15	-	15	-	-	-
<b>Trainer</b>	<u>6,274</u>	<u>2,377</u>	<u>3,897</u>	<u>2,686</u>	<u>1,352</u>	<u>1,334</u>	<u>3,588</u>	<u>1,025</u>	<u>2,563</u>
T-6	2,358	2,352	6	1,332	1,328	4	1,026	1,024	2
T-7	422	-	422	161	-	161	261	-	261
T-11	338	-	338	38	-	38	300	-	300
TB-17	53	-	53	39	-	39	14	-	14
TB-25	773	-	773	625	-	625	148	-	148
TB-26	235	-	235	138	-	138	97	-	97
TB-29	542	-	542	28	-	28	514	-	514
TRB-29	1	-	1	1	-	1	-	-	-
TC-47	88	-	88	67	-	67	21	-	21
TF-47	415	-	415	3	-	3	412	-	412
TRF-51	22	-	22	16	-	16	6	-	6
TF-51	238	-	238	164	-	164	74	-	74
TF-80	72	25	47	71	24	47	1	1	-
BT-13	3	-	3	3	-	3	-	-	-
FT-13	713	-	713	-	-	-	713	-	713
T-19	1	-	1	-	-	-	1	-	1
<b>Communication</b>	<u>1,060</u>	<u>777</u>	<u>283</u>	<u>412</u>	<u>349</u>	<u>63</u>	<u>648</u>	<u>428</u>	<u>220</u>
L-4	246	-	246	37	-	37	209	-	209
L-5	487	484	3	177	174	3	310	310	-
L-13	167	163	4	63	61	2	104	102	2
L-15	2	-	2	1	-	1	1	-	1
L-16	21	21	-	21	21	-	-	-	-
L-17	2	1	1	2	1	1	-	-	-
LC-126	4	4	-	4	4	-	-	-	-
H-5	85	66	19	78	64	14	7	2	5
H-6	32	28	4	18	14	4	14	14	-
H-9	1	-	1	-	-	-	1	-	1
H-10	1	-	1	-	-	-	1	-	1
H-12	1	-	1	-	-	-	1	-	1
H-13	11	10	1	11	10	1	-	-	-
<b>Glider</b>	<u>530</u>	<u>527</u>	<u>3</u>	<u>84</u>	<u>83</u>	<u>1</u>	<u>446</u>	<u>444</u>	<u>2</u>
G-4	313	313	-	6	6	-	307	307	-
G-15	214	214	-	77	77	-	137	137	-
G-18	3	-	3	1	-	1	2	-	2
<b>Aerial Target</b>	<u>421</u>	<u>104</u>	<u>317</u>	<u>63</u>	<u>53</u>	<u>10</u>	<u>358</u>	<u>51</u>	<u>307</u>
Q-14	107	104	3	55	53	2	52	51	1
QB-17	6	-	6	6	-	6	-	-	-
QF-63	306	-	306	-	-	-	306	-	306
QF-80	2	-	2	2	-	2	-	-	-
30 June 1949									
<b>Total Aircraft</b>	<u>19,490</u>	<u>10,734</u>	<u>8,756</u>	<u>10,146</u>	<u>6,372</u>	<u>3,774</u>	<u>9,344</u>	<u>4,362</u>	<u>4,982</u>
<b>Bomber</b>	<u>3,734</u>	<u>3,113</u>	<u>621</u>	<u>1,253</u>	<u>1,099</u>	<u>154</u>	<u>2,481</u>	<u>2,014</u>	<u>467</u>
B-36	53	50	3	52	50	2	1	-	1
B-29	2,021	1,961	60	719	665	54	1,302	1,296	6
B-35	11	-	11	8	-	8	3	-	3
B-47	2	-	2	-	-	-	2	-	2
B-48	2	-	2	-	-	-	2	-	2
B-49	1	-	1	-	-	-	1	-	1
B-50	126	119	7	115	109	6	11	10	1
B-17	108	-	108	40	-	40	68	-	68
B-24	2	-	2	-	-	-	2	-	2
B-25	390	-	390	23	-	23	367	-	367
B-26	973	951	22	260	244	16	713	707	6
B-26H	1	-	1	-	-	-	1	-	1
B-42	1	-	1	-	-	-	1	-	1
B-43	2	-	2	-	-	-	2	-	2
B-45	40	32	8	35	31	4	5	1	4
B-46	1	-	1	-	-	-	1	-	1

TABLE-100-STATUS AND LINE CLASSIFICATION OF USAF AIRCRAFT (Continued)

Type and Model	30 June 1949—Continued								
	Total			Active			Inactive		
	Total	1st Line	2nd Line	Total	1st Line	2nd Line	Total	1st Line	2nd Line
<b>Fighter</b>	<b>4,085</b>	<b>1,502</b>	<b>2,583</b>	<b>2,228</b>	<b>1,446</b>	<b>782</b>	<b>1,857</b>	<b>56</b>	<b>1,801</b>
F-24	4	-	4	2	-	2	2	-	2
F-47	972	-	972	186	-	186	786	-	786
F-51	1,476	-	1,476	498	-	498	978	-	978
F-80	697	655	42	662	628	34	35	27	8
F-82	244	223	21	229	213	16	15	10	5
F-84	507	491	16	482	473	9	25	18	7
F-86	142	133	9	135	132	3	7	1	6
F-91	1	-	1	-	-	-	-	-	1
F-92	1	-	1	-	-	-	1	-	1
F-61	39	-	39	33	-	33	6	-	6
F-87	1	-	1	-	-	-	1	-	1
F-89	1	-	1	-	-	1	-	-	-
<b>Reconnaissance</b>	<b>561</b>	<b>321</b>	<b>240</b>	<b>268</b>	<b>223</b>	<b>145</b>	<b>193</b>	<b>98</b>	<b>95</b>
R-11	1	-	1	-	-	-	1	-	1
R-12	1	-	1	-	-	-	1	-	1
RB-17	76	-	76	75	-	75	1	-	1
RB-25	3	-	3	3	-	3	-	-	-
RB-26	50	48	2	30	28	2	20	20	-
RB-29	149	148	1	115	114	1	34	34	-
RC-45	43	-	43	43	-	43	-	-	-
RC-47	2	2	-	2	2	-	-	-	-
RB-49	1	-	1	1	-	1	-	-	-
RF-51	89	-	89	19	-	19	70	-	70
RC-54	2	2	-	2	2	-	-	-	-
RF-61	21	-	21	-	-	-	21	-	21
RF-80	123	121	2	78	77	1	45	44	1
<b>Search &amp; Rescue</b>	<b>119</b>	<b>30</b>	<b>89</b>	<b>113</b>	<b>30</b>	<b>83</b>	<b>6</b>	<b>-</b>	<b>6</b>
SI-5	3	3	-	3	3	-	-	-	-
SH-5	2	2	-	2	2	-	-	-	-
SA-10	24	24	-	24	24	-	-	-	-
SB-17	88	-	88	82	-	82	6	-	6
SC-46	1	-	1	-	-	1	-	-	-
SC-47	1	1	-	1	1	-	-	-	-
<b>Amphibious</b>	<b>27</b>	<b>24</b>	<b>3</b>	<b>14</b>	<b>12</b>	<b>2</b>	<b>13</b>	<b>12</b>	<b>1</b>
A-10	24	24	-	12	12	-	12	-	-
A-12	2	-	2	2	-	2	-	-	-
A-9	1	-	1	-	-	-	1	-	1
<b>Special Research</b>	<b>2</b>	<b>-</b>	<b>2</b>	<b>-</b>	<b>-</b>	<b>-</b>	<b>2</b>	<b>-</b>	<b>2</b>
X-1	2	-	2	-	-	-	2	-	2
<b>Cargo</b>	<b>3,113</b>	<b>1,827</b>	<b>1,286</b>	<b>2,649</b>	<b>1,640</b>	<b>1,009</b>	<b>464</b>	<b>187</b>	<b>277</b>
C-74	12	10	2	11	10	1	1	-	1
C-97	10	9	1	10	9	1	-	-	1
C-54	437	424	13	394	382	12	43	42	1
C-99	1	-	1	-	-	-	1	-	1
C-112	1	-	1	-	-	-	1	-	1
C-119	2	1	1	-	-	-	2	1	1
C-121	10	9	1	10	9	1	-	-	-
C-46	415	-	415	179	-	179	236	-	236
C-47	1,339	1,181	158	1,196	1,041	155	143	140	3
C-53	2	-	2	2	-	2	-	-	-
C-82	199	192	7	195	188	7	4	4	-
CB-17	7	-	7	7	-	-	-	-	-
VB-17	45	-	45	45	-	45	-	-	-
CB-25	54	-	54	50	-	50	4	-	4
VB-25	49	-	49	49	-	49	-	-	-
CB-26	4	-	4	4	-	4	-	-	-
VB-26	25	-	25	24	-	24	1	-	1
C-118	1	1	-	1	1	-	-	-	-
C-45	478	-	478	452	-	452	26	-	26
C-64	7	-	7	5	-	5	2	-	2
C-117	15	-	15	15	-	15	-	-	-
<b>Trainer</b>	<b>5,956</b>	<b>2,615</b>	<b>3,341</b>	<b>2,991</b>	<b>1,487</b>	<b>1,504</b>	<b>2,965</b>	<b>1,128</b>	<b>1,837</b>
T-6	2,583	2,577	6	1,455	1,451	4	1,128	1,126	2
T-7	422	-	422	162	-	162	260	-	260
T-11	370	-	370	73	-	73	297	-	297
TB-17	59	-	59	48	-	48	11	-	11
TB-25	784	-	784	634	-	634	150	-	150
TB-26	228	-	228	140	-	140	88	-	88
TB-29	535	-	535	20	-	20	515	-	515
TC-46	70	-	70	70	-	70	-	-	-



Type and Model	30 September 1949--Continued								
	Total			Active			Inactive		
	Total	1st Line	2nd Line	Total	1st Line	2nd Line	Total	1st Line	2nd Line
<b>Reconnaissance (Cont'd)</b>									
RB-29 . . . . .	148	148	-	115	115	-	33	33	-
RB-49 . . . . .	1	-	1	-	-	-	1	-	1
RC-54 . . . . .	2	2	-	2	2	-	-	-	-
RB-25 . . . . .	3	-	3	3	-	3	-	-	-
RB-26 . . . . .	49	-	49	19	-	19	30	-	30
RC-45 . . . . .	36	-	36	30	-	30	6	-	6
RC-47 . . . . .	4	4	-	4	4	-	-	-	-
RF-51 . . . . .	44	-	44	2	-	2	42	-	42
RF-61 . . . . .	1	-	1	-	-	-	1	-	1
RF-80 . . . . .	119	92	27	60	52	8	59	40	19
<b>Search &amp; Rescue</b>									
SA-10 . . . . .	25	17	8	25	17	8	2	-	2
SB-17 . . . . .	88	-	88	83	-	83	5	-	5
SB-29 . . . . .	1	1	-	1	1	-	-	-	-
SC-46 . . . . .	1	-	1	1	-	1	-	-	-
SC-47 . . . . .	1	1	-	1	1	-	-	-	-
SH-5 . . . . .	2	2	-	2	2	-	-	-	-
SL-5 . . . . .	3	-	3	3	-	3	-	-	-
<b>Amphibious</b>									
A-9 . . . . .	1	-	1	1	-	1	-	-	-
A-10 . . . . .	18	12	6	8	7	1	10	5	5
A-12 . . . . .	2	2	-	1	1	-	1	1	-
<b>Special Research</b>									
X-1 . . . . .	2	-	2	-	-	-	2	-	2
<b>Cargo</b>									
C-74 . . . . .	12	12	-	7	-	-	5	-	-
C-97 . . . . .	11	11	-	10	10	-	1	1	-
C-99 . . . . .	1	-	1	-	-	-	1	-	1
C-54 . . . . .	435	434	1	353	353	-	82	81	1
C-112 . . . . .	1	-	1	-	-	-	1	-	1
C-119 . . . . .	2	2	-	-	-	-	2	2	-
C-121 . . . . .	10	10	-	10	10	-	-	-	-
C-46 . . . . .	321	-	321	85	-	85	236	-	236
C-47 . . . . .	1,320	1,252	68	1,137	1,082	55	183	170	13
C-53 . . . . .	2	-	2	2	-	2	-	-	-
C-82 . . . . .	195	195	-	192	192	-	3	3	-
CB-17 . . . . .	7	-	7	7	-	7	-	-	-
VB-17 . . . . .	48	-	48	47	-	47	1	-	1
CB-25 . . . . .	54	-	54	50	-	50	4	-	4
VB-25 . . . . .	51	-	51	51	-	51	-	-	-
CB-26 . . . . .	4	-	4	4	-	4	-	-	-
VB-26 . . . . .	25	-	25	25	-	25	-	-	-
C-118 . . . . .	1	1	-	1	1	-	-	-	-
C-45 . . . . .	455	-	455	437	-	437	18	-	18
DC-45 . . . . .	20	-	20	15	-	15	5	-	5
C-46 . . . . .	4	3	1	4	3	1	-	-	-
C-117 . . . . .	15	15	-	15	15	-	-	-	-
<b>Trainer</b>									
T-6 . . . . .	2,789	2,613	176	1,567	1,492	75	1,222	1,121	101
T-7 . . . . .	412	-	412	94	-	94	318	-	318
T-11 . . . . .	365	-	365	70	-	70	295	-	295
T-33 . . . . .	66	66	-	59	59	-	7	7	-
TB-17 . . . . .	56	-	56	42	-	42	14	-	14
TB-25 . . . . .	771	-	771	639	-	639	132	-	132
TB-26 . . . . .	244	-	244	148	-	148	96	-	96
TB-29 . . . . .	531	-	531	11	-	11	520	-	520
TC-46 . . . . .	59	-	59	7	-	7	52	-	52
TC-47 . . . . .	86	-	86	66	-	66	20	-	20
TF-47 . . . . .	379	-	379	-	-	-	379	-	379
TRF-51 . . . . .	5	-	5	1	-	1	4	-	4
TF-51 . . . . .	217	-	217	152	-	152	65	-	65
TF-80 . . . . .	52	-	52	52	-	52	-	-	-
BT-13 . . . . .	2	-	2	2	-	2	-	-	-
PT-33 . . . . .	46	-	46	-	-	-	46	-	46
T-19 . . . . .	1	-	1	-	-	-	1	-	1
<b>Communication</b>									
L-4 . . . . .	124	-	124	27	-	27	97	-	97
L-5 . . . . .	202	-	202	105	-	105	97	-	97
L-13 . . . . .	239	239	-	97	97	-	142	142	-

TABLE 100—STATUS AND LINE CLASSIFICATION OF USAF AIRCRAFT (Continued)

Type and Model	30 September 1949—Continued								
	Total			Active			Inactive		
	Total	1st Line	2nd Line	Total	1st Line	2nd Line	Total	1st Line	2nd Line
<b>Communication (Cont'd)</b>									
L-15	1	-	1	1	-	1	-	-	-
L-16	20	20	-	20	20	-	-	-	-
L-17	2	2	-	1	1	-	1	1	-
LC-126	11	11	-	10	10	-	1	1	-
H-5	87	51	36	79	49	30	8	2	6
H-6	8	-	8	5	-	5	3	-	3
H-10	1	-	1	-	-	-	1	-	1
H-13	11	1	10	9	1	8	2	-	2
<b>Aerial Target</b>	<b>291</b>	<b>-</b>	<b>291</b>	<b>40</b>	<b>-</b>	<b>40</b>	<b>251</b>	<b>-</b>	<b>251</b>
Q-14	78	-	78	34	-	34	44	-	44
QB-17	5	-	5	5	-	5	-	-	-
QF-63	306	-	306	-	-	-	306	-	306
QF-80	2	-	2	1	-	1	1	-	1
<b>Glider</b>	<b>496</b>	<b>-</b>	<b>-</b>	<b>73</b>	<b>-</b>	<b>-</b>	<b>423</b>	<b>-</b>	<b>-</b>
G-4	313	-	-	6	-	-	307	-	-
G-15	178	-	-	63	-	-	115	-	-
G-18	5	-	-	4	-	-	1	-	-
31 December 1949									
<b>Total Aircraft</b>	<b>17,686</b>	<b>8,549</b>	<b>9,137</b>	<b>8,961</b>	<b>5,401</b>	<b>3,560</b>	<b>8,725</b>	<b>3,148</b>	<b>5,577</b>
<b>Bomber</b>	<b>3,562</b>	<b>2,311</b>	<b>1,251</b>	<b>1,009</b>	<b>825</b>	<b>184</b>	<b>2,553</b>	<b>1,486</b>	<b>1,067</b>
B-36	80	78	2	41	41	-	39	37	2
B-29	1,904	1,900	4	557	555	2	1,347	1,345	2
KB-29	84	84	-	82	82	-	2	-	-
B-35	6	-	6	-	-	-	6	-	6
B-47	2	-	2	-	-	-	2	-	2
B-48	1	-	1	-	-	-	1	-	1
B-49	1	-	1	-	-	-	1	-	1
B-50	189	189	-	101	101	-	88	88	-
B-17	90	-	90	24	-	24	66	-	66
B-24	1	-	1	-	-	-	1	-	1
B-25	283	-	283	7	-	7	276	-	276
B-26	856	-	856	151	-	151	705	-	705
B-43	2	-	2	-	-	-	2	-	2
B-45	62	60	2	46	46	-	16	14	2
B-46	1	-	1	-	-	-	1	-	1
<b>Fighter</b>	<b>3,862</b>	<b>1,453</b>	<b>2,409</b>	<b>1,909</b>	<b>1,161</b>	<b>748</b>	<b>1,923</b>	<b>292</b>	<b>1,661</b>
F-24	2	-	2	-	-	-	2	-	2
F-47	839	-	839	80	-	80	759	-	759
F-51	1,108	-	1,108	271	-	271	837	-	837
F-80	830	556	274	767	523	244	63	33	30
F-82	231	85	146	214	83	131	17	2	15
F-84	565	560	5	315	315	-	250	245	5
F-86	265	252	13	250	240	10	15	12	3
F-91	1	-	1	-	-	-	1	-	1
F-92	1	-	1	-	-	-	1	-	1
F-61	18	-	18	12	-	12	6	-	6
F-89	2	-	2	-	-	-	2	-	2
<b>Reconnaissance</b>	<b>439</b>	<b>186</b>	<b>253</b>	<b>265</b>	<b>134</b>	<b>131</b>	<b>174</b>	<b>52</b>	<b>122</b>
R-12	1	-	1	-	-	-	1	-	1
RB-17	42	-	42	28	-	28	14	-	14
RB-29	147	147	-	114	114	-	33	33	-
RB-49	1	-	1	-	-	-	1	-	1
RC-54	2	2	-	2	2	-	-	-	-
RB-25	3	-	3	3	-	3	-	-	-
RB-26	48	-	48	25	-	25	23	-	23
RC-45	34	-	34	28	-	28	6	-	6
RC-47	5	5	-	5	5	-	-	-	-
RF-51	39	-	39	2	-	2	37	-	37
RF-61	1	-	1	-	-	-	1	-	1
RF-80	116	32	84	58	13	45	58	19	39
<b>Search &amp; Rescue</b>	<b>134</b>	<b>30</b>	<b>104</b>	<b>129</b>	<b>29</b>	<b>100</b>	<b>5</b>	<b>1</b>	<b>4</b>
SA-10	30	14	16	29	13	16	1	1	-
SA-16	5	5	-	-	-	-	-	-	-
SB-17	83	-	83	79	-	79	4	-	4
SB-29	3	3	-	3	3	-	-	-	-

TABLE-100--STATUS AND LINE CLASSIFICATION OF USAF AIRCRAFT (Continued)

Type and Model	31 December 1949--Continued								
	Total			Active			Inactive		
	Total	1st Line	2nd Line	Total	1st Line	2nd Line	Total	1st Line	2nd Line
<b>Search &amp; Rescue</b>									
<b>(Cont'd)</b>									
SC-46 . . . . .	1	-	1	1	-	1	-	-	-
SC-47 . . . . .	1	1	-	1	1	-	-	-	-
SH-5 . . . . .	9	7	2	9	7	2	-	-	-
SL-5 . . . . .	2	-	2	2	-	2	-	-	-
<b>Amphibious</b>									
A-10 . . . . .	3	2	1	2	2	-	1	2	1
A-12 . . . . .	2	2	-	-	-	-	2	2	-
<b>Special Research</b>									
X-1 . . . . .	2	-	2	-	-	-	2	-	2
X-1 . . . . .	2	-	2	-	-	-	2	-	2
<b>Cargo</b>									
C-74 . . . . .	11	11	-	10	10	-	1	1	-
C-97 . . . . .	15	15	-	13	13	-	2	2	-
C-99 . . . . .	1	-	1	-	-	-	1	-	1
C-124 . . . . .	1	-	1	-	-	-	1	-	-
C-54 . . . . .	430	429	1	355	355	-	75	74	1
C-119 . . . . .	19	19	-	17	17	-	2	2	-
C-121 . . . . .	10	10	-	9	9	-	1	1	-
C-46 . . . . .	216	-	216	73	-	73	143	-	143
C-47 . . . . .	1,272	1,165	107	1,136	1,046	90	136	119	17
C-53 . . . . .	2	-	2	2	-	2	-	-	-
C-82 . . . . .	191	191	-	190	190	-	1	1	-
CB-17 . . . . .	6	-	6	6	-	6	-	-	-
VB-17 . . . . .	44	-	44	40	-	40	4	-	4
CB-25 . . . . .	50	-	50	49	-	49	1	-	1
VB-25 . . . . .	52	-	52	52	-	52	-	-	-
CB-26 . . . . .	4	-	4	4	-	4	-	-	-
VB-26 . . . . .	26	-	26	26	-	26	-	-	-
C-118 . . . . .	1	1	-	1	1	-	-	-	-
C-45 . . . . .	470	-	470	446	-	446	24	-	24
C-64 . . . . .	3	3	-	2	2	-	1	1	-
C-117 . . . . .	15	15	-	15	15	-	-	-	-
<b>Trainer</b>									
T-6 . . . . .	5,811	2,385	3,426	2,774	1,418	1,356	3,037	967	2,070
T-6 . . . . .	2,754	2,291	463	1,499	1,338	161	1,255	953	302
T-7 . . . . .	347	-	347	80	-	80	267	-	267
T-11 . . . . .	272	-	272	8	-	8	264	-	264
T-33 . . . . .	94	94	-	80	80	-	14	14	-
TB-17 . . . . .	55	-	55	37	-	37	18	-	18
TB-25 . . . . .	760	-	760	650	-	650	110	-	110
TB-26 . . . . .	230	-	230	147	-	147	83	-	83
TB-29 . . . . .	525	-	525	12	-	12	513	-	513
TC-46 . . . . .	11	-	11	1	-	1	10	-	10
TC-47 . . . . .	90	-	90	70	-	70	20	-	20
TF-47 . . . . .	379	-	379	-	-	-	379	-	379
TRF-51 . . . . .	4	-	4	-	-	-	4	-	4
TF-51 . . . . .	221	-	221	123	-	123	98	-	98
TF-80 . . . . .	66	-	66	66	-	66	-	-	-
TH-5 . . . . .	1	-	1	1	-	1	-	-	-
T-13 . . . . .	1	-	1	-	-	-	1	-	1
T-19 . . . . .	1	-	1	-	-	-	1	-	1
<b>Communication</b>									
L-4 . . . . .	568	321	247	321	174	147	247	147	100
L-4 . . . . .	21	-	21	14	-	14	7	-	7
L-5 . . . . .	177	-	177	90	-	90	87	-	87
L-13 . . . . .	236	236	-	94	94	-	142	142	-
L-15 . . . . .	1	-	1	1	-	1	-	-	-
L-16 . . . . .	20	20	-	20	20	-	-	-	-
L-17 . . . . .	1	1	-	1	1	-	-	-	-
LC-126 . . . . .	11	11	-	10	10	-	1	1	-
H-5 . . . . .	85	52	33	79	48	31	6	4	2
H-6 . . . . .	6	-	6	3	-	3	3	-	3
H-13 . . . . .	10	1	9	9	1	8	1	-	1
<b>Glider</b>									
G-4 . . . . .	337	-	337	73	-	73	264	-	264
G-4 . . . . .	208	-	208	6	-	6	202	-	202
G-15 . . . . .	124	-	124	62	-	62	62	-	62
G-18 . . . . .	5	-	5	5	-	5	-	-	-
<b>Aerial Target</b>									
Q-14 . . . . .	127	-	127	33	-	33	24	-	24
QB-17 . . . . .	75	-	75	32	-	32	43	-	43
QF-53 . . . . .	5	-	5	1	-	1	4	-	4
QF-80 . . . . .	45	-	45	-	-	-	45	-	45
QF-80 . . . . .	2	-	2	-	-	-	2	-	2

TABLE-100-STATUS AND LINE CLASSIFICATION OF USAF AIRCRAFT (Continued)

Type and Model	31 March 1950								
	Total			Active			Inactive		
	Total	1st Line	2nd Line	Total	1st Line	2nd Line	Total	1st Line	2nd Line
<b>Total Aircraft</b>	<b>17,108</b>	<b>8,438</b>	<b>8,670</b>	<b>8,698</b>	<b>5,408</b>	<b>3,290</b>	<b>8,410</b>	<b>3,030</b>	<b>5,380</b>
<b>Bomber</b>	<b>3,416</b>	<b>2,261</b>	<b>1,155</b>	<b>832</b>	<b>700</b>	<b>132</b>	<b>2,584</b>	<b>1,561</b>	<b>1,023</b>
B-36	81	79	2	37	37	-	44	42	2
B-29	1,867	1,863	4	474	472	.2	1,393	1,391	2
B-47	2	-	2	-	-	-	2	-	2
B-48	1	-	1	-	-	-	1	-	1
B-50	223	223	-	140	140	-	83	83	-
B-17	87	-	87	32	-	32	55	-	55
B-24	1	-	1	-	-	-	1	-	1
B-25	282	-	282	7	-	7	275	-	275
B-26	771	-	771	91	-	91	680	-	680
B-43	2	-	2	-	-	-	2	-	2
B-45	98	96	2	51	51	-	47	45	2
B-46	1	-	1	-	-	-	1	-	1
<b>Tanker</b>	<b>89</b>	<b>89</b>	<b>-</b>	<b>84</b>	<b>84</b>	<b>-</b>	<b>5</b>	<b>5</b>	<b>-</b>
KB-29	89	89	-	84	84	-	5	5	-
<b>Fighter</b>	<b>3,700</b>	<b>1,522</b>	<b>2,178</b>	<b>1,810</b>	<b>1,298</b>	<b>512</b>	<b>1,890</b>	<b>224</b>	<b>1,666</b>
F-24	2	-	2	-	-	-	2	-	2
F-47	837	-	837	79	-	79	758	-	758
F-51	944	-	944	93	-	93	851	-	851
F-80	894	652	242	841	626	215	53	26	27
F-82	223	82	141	205	80	125	18	2	16
F-84	452	448	4	263	263	-	189	185	4
F-85	342	339	3	329	329	-	13	10	3
F-91	1	-	1	-	-	-	1	-	1
F-92	1	-	1	-	-	-	1	-	1
F-94	1	1	-	-	-	-	1	1	-
F-61	2	-	2	-	-	-	2	-	2
F-89	1	-	1	-	-	-	1	-	1
<b>Reconnaissance</b>	<b>413</b>	<b>166</b>	<b>247</b>	<b>256</b>	<b>133</b>	<b>123</b>	<b>157</b>	<b>33</b>	<b>124</b>
R-12	1	-	1	-	-	-	1	-	1
RB-17	17	-	17	14	-	14	3	-	3
RB-29	159	159	-	126	126	-	33	33	-
RB-45	1	-	1	-	-	-	1	-	1
RC-54	2	2	-	2	2	-	-	-	-
RB-25	3	-	3	3	-	3	-	-	-
RB-26	46	-	46	23	-	23	23	-	23
RC-45	27	-	27	26	-	26	1	-	1
RC-47	5	5	-	5	5	-	-	-	-
RF-51	38	-	38	-	-	-	38	-	38
RF-61	1	-	1	-	-	-	1	-	1
RF-80	113	-	113	57	-	57	56	-	56
<b>Search &amp; Rescue</b>	<b>156</b>	<b>46</b>	<b>110</b>	<b>149</b>	<b>44</b>	<b>105</b>	<b>7</b>	<b>2</b>	<b>5</b>
SA-10	30	6	24	30	6	24	-	-	-
SA-16	12	12	-	12	12	-	-	-	-
SB-17	80	-	80	76	-	76	4	-	4
SB-29	16	16	-	14	14	-	2	2	-
SC-46	1	-	1	-	-	-	1	-	1
SC-47	4	4	-	4	4	-	-	-	-
SH-5	11	8	3	11	8	3	-	-	-
SL-5	2	-	2	2	-	2	-	-	-
<b>Special Research</b>	<b>2</b>	<b>-</b>	<b>2</b>	<b>-</b>	<b>-</b>	<b>-</b>	<b>2</b>	<b>-</b>	<b>2</b>
X-1	2	-	2	-	-	-	2	-	2
<b>Cargo</b>	<b>2,822</b>	<b>1,792</b>	<b>1,030</b>	<b>2,418</b>	<b>1,613</b>	<b>805</b>	<b>404</b>	<b>179</b>	<b>225</b>
C-74	11	11	-	10	10	-	1	1	-
C-97	19	19	-	18	18	-	1	1	-
C-99	1	-	1	-	-	-	1	-	1
C-124	1	-	1	-	-	-	1	-	1
C-54	427	426	1	367	367	-	60	59	1
C-112	1	-	1	-	-	-	1	-	1
C-119	52	52	-	50	50	-	2	2	-
C-121	10	10	-	9	9	-	1	1	-
C-46	200	-	200	55	-	55	145	-	145
C-147	1,254	1,071	183	1,125	972	153	129	99	30
C-53	2	-	2	1	-	1	1	-	1
C-82	184	184	-	169	169	-	15	15	-
CB-17	6	-	6	5	-	5	1	-	1
VB-17	39	-	39	33	-	33	6	-	6



TABLE -100- STATUS AND LINE CLASSIFICATION OF USAF AIRCRAFT- (Continued)

Type and Model	31 March 1950—Continued								
	Total			Active			Inactive		
	Total	1st Line	2nd Line	Total	1st Line	2nd Line	Total	1st Line	2nd Line
<b>Cargo (Cont'd)</b>									
CB-25 . . . . .	50	-	50	49	-	49	1	-	1
VB-25 . . . . .	52	-	52	52	-	52	-	-	-
CB-26 . . . . .	4	-	4	3	-	3	1	-	1
VB-26 . . . . .	26	-	26	18	-	18	8	-	8
C-118 . . . . .	1	1	-	1	1	-	-	-	-
C-45 . . . . .	464	-	464	436	-	436	28	-	28
C-64 . . . . .	3	3	-	2	2	-	1	1	-
C-117 . . . . .	15	15	-	15	15	-	-	-	-
<b>Trainer</b>	<u>5,752</u>	<u>2,238</u>	<u>2,514</u>	<u>2,797</u>	<u>1,399</u>	<u>1,398</u>	<u>2,955</u>	<u>839</u>	<u>2,116</u>
T-6 . . . . .	2,818	2,103	715	1,488	1,280	208	1,330	823	507
T-7 . . . . .	263	-	263	78	-	78	185	-	185
T-11 . . . . .	227	-	227	10	-	10	217	-	217
T-19 . . . . .	1	-	1	-	-	-	1	-	1
T-29 . . . . .	1	1	-	-	-	-	1	1	-
T-33 . . . . .	134	134	-	119	119	-	15	15	-
TB-17 . . . . .	48	-	48	35	-	35	13	-	13
TB-25 . . . . .	756	-	756	667	-	667	89	-	89
TB-26 . . . . .	217	-	217	106	-	106	111	-	111
TB-29 . . . . .	524	-	524	12	-	12	512	-	512
TC-47 . . . . .	87	-	87	67	-	67	20	-	20
TF-47 . . . . .	379	-	379	-	-	-	379	-	379
TRF-51 . . . . .	4	-	4	-	-	-	4	-	4
TF-51 . . . . .	217	-	217	140	-	140	77	-	77
TF-80 . . . . .	75	-	75	74	-	74	1	-	1
TH-5 . . . . .	1	-	1	1	-	1	-	-	-
<b>Communication</b>	<u>498</u>	<u>324</u>	<u>174</u>	<u>254</u>	<u>137</u>	<u>117</u>	<u>244</u>	<u>147</u>	<u>57</u>
L-4 . . . . .	13	-	13	11	-	11	2	-	2
L-5 . . . . .	120	-	120	69	-	69	51	-	51
L-13 . . . . .	236	236	-	52	52	-	184	184	-
L-15 . . . . .	1	-	1	1	-	-	-	-	-
L-16 . . . . .	23	23	-	23	23	-	-	-	-
LC-126 . . . . .	11	11	-	11	11	-	-	-	-
H-5 . . . . .	84	53	31	78	50	28	6	3	3
H-13 . . . . .	10	1	9	9	1	8	1	-	1
<b>Glider</b>	<u>158</u>	-	<u>158</u>	<u>64</u>	-	<u>64</u>	<u>94</u>	-	<u>94</u>
G-4 . . . . .	37	-	37	6	-	6	31	-	31
G-15 . . . . .	117	-	117	55	-	55	62	-	62
G-18 . . . . .	4	-	4	3	-	3	1	-	1
<b>Aerial Target</b>	<u>102</u>	-	<u>102</u>	<u>34</u>	-	<u>34</u>	<u>68</u>	-	<u>68</u>
Q-14 . . . . .	73	-	73	32	-	32	41	-	41
QB-17 . . . . .	2	-	2	2	-	2	-	-	-
QP-63 . . . . .	25	-	25	-	-	-	25	-	25
QP-80 . . . . .	2	-	2	-	-	-	2	-	2
	30 June 1950								
<b>Total Aircraft</b>	<u>17,063</u>	<u>8,182</u>	<u>8,881</u>	<u>8,780</u>	<u>5,356</u>	<u>3,424</u>	<u>8,283</u>	<u>2,826</u>	<u>5,457</u>
<b>Bomber</b>	<u>3,343</u>	<u>2,220</u>	<u>1,123</u>	<u>853</u>	<u>726</u>	<u>127</u>	<u>2,490</u>	<u>1,494</u>	<u>996</u>
B-36 . . . . .	81	79	2	40	40	-	41	39	2
B-29 . . . . .	1,791	1,787	4	433	433	-	1,358	1,354	4
B-47 . . . . .	2	-	2	-	-	-	2	-	2
B-48 . . . . .	1	-	1	-	-	-	1	-	1
B-50 . . . . .	258	258	-	198	198	-	60	60	-
B-17 . . . . .	66	-	66	43	-	43	23	-	23
B-24 . . . . .	1	-	1	-	-	-	1	-	1
B-25 . . . . .	281	-	281	7	-	7	274	-	274
B-26 . . . . .	762	-	762	77	-	77	685	-	685
B-43 . . . . .	2	-	2	-	-	-	2	-	2
B-45 . . . . .	97	96	1	55	55	-	42	41	1
B-46 . . . . .	1	-	1	-	-	-	1	-	1
<b>Tanker</b>	<u>89</u>	<u>89</u>	-	<u>84</u>	<u>84</u>	-	<u>5</u>	<u>5</u>	-
KB-29 . . . . .	87	87	-	82	82	-	5	5	-
KB-29P . . . . .	2	2	-	2	2	-	-	-	-
<b>Fighter</b>	<u>3,673</u>	<u>1,545</u>	<u>2,128</u>	<u>1,821</u>	<u>1,387</u>	<u>434</u>	<u>1,852</u>	<u>158</u>	<u>1,694</u>
F-24 . . . . .	2	-	2	-	-	-	2	-	2
F-47 . . . . .	850	-	850	79	-	79	771	-	771
F-51 . . . . .	897	-	897	99	-	99	798	-	798

TABLE 100 - STATUS AND LINE CLASSIFICATION OF USAF AIRCRAFT (Continued)

Type and Model	30 June 1950--Continued								
	Total			Active			Inactive		
	Total	1st Line	2nd Line	Total	1st Line	2nd Line	Total	1st Line	2nd Line
<b>Fighter (Cont'd)</b>									
F-80 . . . . .	957	717	240	773	631	142	184	86	98
F-82 (B,F) . . . . .	87	81	6	64	60	4	23	21	2
F-84 . . . . .	323	319	4	286	286	-	37	33	4
F-85 . . . . .	1	-	1	-	-	-	1	-	1
F-86 . . . . .	422	419	3	403	403	-	19	16	3
F-91 . . . . .	1	-	1	-	-	-	1	-	1
F-92 . . . . .	1	-	1	-	-	-	1	-	1
F-61 . . . . .	2	-	2	-	-	-	-	-	2
F-82 (F,G,H) . . . . .	118	-	118	110	-	110	8	-	8
F-89 . . . . .	1	-	1	-	-	-	1	-	1
F-94 . . . . .	11	9	2	7	7	-	4	2	2
<b>Reconnaissance</b>	<u>429</u>	<u>200</u>	<u>229</u>	<u>255</u>	<u>156</u>	<u>99</u>	<u>174</u>	<u>44</u>	<u>130</u>
R-12 . . . . .	1	-	1	-	-	-	1	-	1
RB-17 . . . . .	15	-	15	13	-	13	2	-	2
RB-29 . . . . .	163	162	1	134	134	-	29	28	1
RB-36 . . . . .	3	3	-	2	2	-	1	1	-
RB-49 . . . . .	1	-	1	-	-	-	1	-	1
RB-50 . . . . .	28	28	-	13	13	-	15	15	-
RC-54 . . . . .	2	-	2	2	2	-	-	-	-
RB-25 . . . . .	3	-	3	3	-	3	-	-	-
RB-26 . . . . .	46	-	46	22	-	22	24	-	24
RC-45 . . . . .	13	-	13	12	-	12	1	-	1
RC-47 . . . . .	5	5	-	5	5	-	-	-	-
RF-51 . . . . .	38	-	38	-	-	-	38	-	38
RF-80 . . . . .	111	-	111	49	-	49	62	-	62
<b>Search &amp; Rescue</b>	<u>157</u>	<u>48</u>	<u>109</u>	<u>139</u>	<u>39</u>	<u>100</u>	<u>18</u>	<u>9</u>	<u>9</u>
SA-10 . . . . .	26	4	22	25	4	21	1	-	1
SA-16 . . . . .	19	19	-	19	19	-	-	-	-
SB-17 . . . . .	80	-	80	73	-	73	7	-	7
SB-29 . . . . .	16	16	-	7	7	-	9	9	-
SC-46 . . . . .	1	-	1	-	-	-	1	-	1
SC-47 . . . . .	3	2	1	3	2	1	-	-	-
SH-5 . . . . .	10	7	3	10	7	3	-	-	-
SL-5 . . . . .	2	-	2	2	-	2	-	-	-
<b>Special Research</b>	<u>4</u>	<u>-</u>	<u>4</u>	<u>-</u>	<u>-</u>	<u>-</u>	<u>4</u>	<u>-</u>	<u>4</u>
X-1 . . . . .	2	-	2	-	-	-	2	-	2
X-4 . . . . .	2	-	2	-	-	-	2	-	2
<b>Cargo</b>	<u>2,793</u>	<u>1,575</u>	<u>1,218</u>	<u>2,437</u>	<u>1,453</u>	<u>984</u>	<u>356</u>	<u>122</u>	<u>234</u>
C-74 . . . . .	11	11	-	10	10	-	1	1	-
C-97 . . . . .	40	40	-	39	39	-	1	1	-
C-99 . . . . .	1	-	1	-	-	-	1	-	1
C-124 . . . . .	4	3	1	1	1	-	3	2	1
C-54 . . . . .	416	415	1	353	353	-	63	62	1
C-112 . . . . .	1	-	1	-	-	-	1	-	1
C-119 . . . . .	90	90	-	86	86	-	4	4	-
C-121 . . . . .	10	10	-	10	10	-	-	-	-
C-46 . . . . .	191	-	191	54	-	54	137	-	137
C-47 . . . . .	1,209	832	377	1,101	781	320	108	51	57
C-53 . . . . .	1	-	1	1	-	1	-	-	-
C-82 . . . . .	156	156	-	155	155	-	1	1	-
CB-17 . . . . .	4	-	4	4	-	4	-	-	-
VB-17 . . . . .	37	-	37	33	-	33	4	-	4
CB-25 . . . . .	48	-	48	47	-	47	1	-	1
VB-25 . . . . .	55	-	55	55	-	55	-	-	-
CB-26 . . . . .	3	-	3	1	-	1	2	-	2
VB-26 . . . . .	25	-	25	16	-	16	9	-	9
C-118 . . . . .	1	1	-	1	1	-	-	-	-
C-45 . . . . .	473	-	473	453	-	453	20	-	20
C-64 . . . . .	2	2	-	2	2	-	-	-	-
C-117 . . . . .	15	15	-	15	15	-	-	-	-
<b>Trainer</b>	<u>5,889</u>	<u>2,190</u>	<u>3,699</u>	<u>2,850</u>	<u>1,391</u>	<u>1,459</u>	<u>3,039</u>	<u>799</u>	<u>2,240</u>
T-6 . . . . .	2,955	2,027	928	1,528	1,243	285	1,427	784	643
T-7 . . . . .	245	-	245	67	-	67	178	-	178
T-11 . . . . .	224	-	224	7	-	7	217	-	217
T-28 . . . . .	4	4	-	4	4	-	-	-	-
T-29 . . . . .	9	9	-	9	9	-	-	-	-
T-33 . . . . .	150	150	-	135	135	-	15	15	-

Type and Model	30 June 1950--Continued								
	Total			Active			Inactive		
	Total	1st Line	2nd Line	Total	1st Line	2nd Line	Total	1st Line	2nd Line
<b>Trainer (Cont'd)</b>									
TB-17. . . . .	38	-	38	37	-	37	1	-	1
TB-25. . . . .	750	-	750	684	-	684	66	-	66
TB-26. . . . .	221	-	221	105	-	105	116	-	116
TB-29. . . . .	539	-	539	10	-	10	529	-	529
TC-47. . . . .	86	-	86	65	-	65	21	-	21
TF-47. . . . .	380	-	380	-	-	-	380	-	380
TRF-51. . . . .	4	-	4	-	-	-	4	-	4
TF-51. . . . .	209	-	209	129	-	129	80	-	80
TF-80. . . . .	74	-	74	69	-	69	5	-	5
TH-5. . . . .	1	-	1	1	-	1	-	-	-
<b>Communication.</b>	<u>480</u>	<u>315</u>	<u>165</u>	<u>248</u>	<u>120</u>	<u>128</u>	<u>232</u>	<u>195</u>	<u>37</u>
L-4. . . . .	20	-	20	19	-	19	1	-	1
L-5. . . . .	98	-	98	66	-	66	32	-	32
L-13. . . . .	236	236	-	42	42	-	194	194	-
L-15. . . . .	1	-	-	1	-	1	-	-	-
L-16. . . . .	23	23	-	23	23	-	-	-	-
LC-126. . . . .	10	10	-	10	10	-	-	-	-
H-5. . . . .	80	45	35	77	44	39	3	1	2
H-13. . . . .	10	1	9	9	1	8	1	-	1
H-19. . . . .	2	-	2	1	-	1	1	-	1
<b>Glider</b>	<u>157</u>	-	<u>157</u>	<u>62</u>	-	<u>62</u>	<u>95</u>	-	<u>95</u>
G-4. . . . .	37	-	37	6	-	6	31	-	31
G-15. . . . .	115	-	115	53	-	53	62	-	62
G-18. . . . .	4	-	4	3	-	3	1	-	1
G-20. . . . .	1	-	1	-	-	-	1	-	1
<b>Aerial Target.</b>	<u>49</u>	-	<u>49</u>	<u>31</u>	-	<u>31</u>	<u>18</u>	-	<u>18</u>
Q-14. . . . .	41	-	41	25	-	25	16	-	16
QB-17. . . . .	6	-	6	6	-	6	-	-	-
QP-80. . . . .	2	-	2	-	-	-	2	-	2

TABLE 101- FUNCTIONAL DISTRIBUTION

Type	Total On Hand	ACTIVE						Test	Command Support
		Total	Tactical Training & Transp Units	Minimum Individ Training a/	Adminis- trative	Air Attache Mission & Miscel			
<u>31 March 1949 c/</u>									
<b>Total</b> . . . . .	19,621	9,738	4,813	2,224	-	-	-	-	-
Bomber . . . . .	3,836	1,279	781	92	-	-	-	-	-
Fighter . . . . .	4,243	2,110	1,572	44	-	-	-	-	-
Reconnaissance . . . . .	566	440	250	23	-	-	-	-	-
Search & Rescue . . . . .	108	104	88	1	-	-	-	-	-
Amphibious . . . . .	36	16	8	-	-	-	-	-	-
Special Research . . . . .	2	-	-	-	-	-	-	-	-
Cargo . . . . .	3,496	2,691	536	1,174	-	-	-	-	-
Trainer . . . . .	6,274	2,686	1,367	851	-	-	-	-	-
Communication . . . . .	1,060	412	211	39	-	-	-	-	-
<u>30 June 1949</u>									
<b>Total</b> . . . . .	18,596	10,028	4,481	2,550	-	-	-	-	-
Bomber . . . . .	3,734	1,253	717	97	-	-	-	-	-
Fighter . . . . .	4,085	2,228	1,572	40	-	-	-	-	-
Reconnaissance . . . . .	561	368	221	33	-	-	-	-	-
Search & Rescue . . . . .	119	113	90	1	-	-	-	-	-
Amphibious . . . . .	24	12	6	-	-	-	-	-	-
Special Research . . . . .	2	-	-	-	-	-	-	-	-
Cargo . . . . .	3,116	2,651	471	1,228	-	-	-	-	-
Trainer . . . . .	5,956	2,991	1,247	1,116	-	-	-	-	-
Communication . . . . .	999	412	157	35	-	-	-	-	-
<u>30 September 1949</u>									
<b>Total</b> . . . . .	18,040	9,224	4,836	2,253	212	336	313	1,274	
Bomber . . . . .	3,703	1,111	675	70	10	12	104	240	
Fighter . . . . .	3,931	1,967	1,536	38	-	2	84	307	
Reconnaissance . . . . .	481	304	188	18	19	7	16	56	
Search & Rescue . . . . .	121	116	100	-	1	-	1	14	
Amphibious . . . . .	21	10	6	1	-	-	-	3	
Special Research . . . . .	2	-	-	-	-	-	-	-	
Cargo . . . . .	2,994	2,452	683	985	160	235	44	345	
Trainer . . . . .	6,081	2,910	1,426	1,100	19	61	50	254	
Communication . . . . .	706	354	222	41	3	19	14	55	
<u>31 December 1949</u>									
<b>Total</b> . . . . .	17,222	8,855	4,692	2,227	183	330	354	682	
Bomber . . . . .	3,562	1,009	620	44	3	19	108	83	
Fighter . . . . .	3,862	1,909	1,461	42	-	-	85	173	
Reconnaissance . . . . .	439	265	171	26	12	4	10	27	
Search & Rescue . . . . .	134	129	107	-	1	1	3	15	
Amphibious . . . . .	5	2	1	-	-	-	-	1	
Special Research . . . . .	2	-	-	-	-	-	-	-	
Cargo . . . . .	2,839	2,446	558	1,126	147	245	65	259	
Trainer . . . . .	5,811	2,774	1,571	952	12	48	65	90	
Communication . . . . .	568	321	203	37	8	13	18	34	
<u>31 March 1950</u>									
<b>Total</b> . . . . .	16,848	8,600	4,846	2,014	148	359	367	563	
Bomber . . . . .	3,416	832	572	19	4	10	112	53	
Tanker . . . . .	89	84	54	-	-	-	-	21	
Fighter . . . . .	3,700	1,810	1,484	9	-	3	89	105	
Reconnaissance . . . . .	413	256	167	21	-	22	14	14	
Search & Rescue . . . . .	156	149	117	-	1	-	5	12	
Special Research . . . . .	2	-	-	-	-	-	-	-	
Cargo . . . . .	2,822	2,418	651	1,045	112	277	66	228	
Trainer . . . . .	5,752	2,797	1,631	913	20	23	68	104	
Communication . . . . .	498	254	170	7	11	24	13	26	
<u>30 June 1950</u>									
<b>Total</b> . . . . .	16,857	8,687	4,809	1,964	228	325	388	614	
Bomber . . . . .	3,343	853	590	15	4	11	120	50	
Tanker . . . . .	89	84	75	-	-	-	2	7	
Fighter . . . . .	3,673	1,821	1,449	11	-	3	93	117	
Reconnaissance . . . . .	429	255	166	3	-	20	12	28	
Search & Rescue . . . . .	157	139	112	-	3	2	3	16	
Special Research . . . . .	4	-	-	-	-	-	-	-	
Cargo . . . . .	2,793	2,437	611	1,017	182	223	64	246	
Trainer . . . . .	5,889	2,850	1,662	917	25	34	78	110	
Communication . . . . .	480	248	144	1	14	32	14	40	

a/ Airplanes used for minimum individual training and administrative purposes are combined in the first two quarters of 1949: b/ Airplanes in active "Pipeline, Service Test & Other" in the first two quarters 1949 are included in other categories in the remaining quarters as a result of changes in airplane

ACTIVE (Continued)		INACTIVE						
Project	Pipeline Service Test & Other b/	Total	Storage	Modification	Ballment X Mod	Other	Excess & Rec Recla	Type
								<u>31 Mar 1949</u>
-	2,701	9,883	9,032	-	-	694	157	Total
-	406	2,557	2,486	-	-	60	11	Bomber
-	494	2,133	1,913	-	-	181	39	Fighter
-	167	126	120	-	-	5	1	Reconnaissance
-	15	4	1	-	-	3	-	Search & Rescue
-	8	20	15	-	-	4	1	Amphibious
-	-	2	-	-	-	2	-	Special Research
-	981	805	546	-	-	174	85	Cargo
-	468	3,588	3,344	-	-	230	14	Trainer
-	162	648	607	-	-	35	6	Communication
								<u>30 Jun 1949</u>
-	2,997	8,568	7,926	-	-	287	355	Total
-	439	2,481	2,429	-	-	41	11	Bomber
-	616	1,857	1,670	-	-	50	137	Fighter
-	114	193	133	-	-	4	56	Reconnaissance
-	22	6	2	-	-	2	2	Search & Rescue
-	6	12	12	-	-	-	-	Amphibious
-	-	2	-	-	-	2	-	Special Research
-	952	465	218	-	-	153	94	Cargo
-	628	2,965	2,914	-	-	22	29	Trainer
-	220	587	548	-	-	13	26	Communication
								<u>30 Sep 1949</u>
-	-	8,816	7,370	753	319	155	219	Total
-	-	2,592	2,370	115	48	46	13	Bomber
-	-	1,964	1,602	206	54	38	64	Fighter
-	-	177	157	1	4	1	14	Reconnaissance
-	-	5	2	-	2	-	1	Search & Rescue
-	-	11	10	-	-	-	1	Amphibious
-	-	2	-	-	2	-	-	Special Research
-	-	542	187	94	166	5	90	Cargo
-	-	3,171	2,762	300	32	64	13	Trainer
-	-	352	280	37	11	1	23	Communication
								<u>31 Dec 1949</u>
387	-	8,367	7,110	564	249	200	144	Total
132	-	2,553	2,322	88	60	69	14	Bomber
148	-	1,953	1,572	230	55	33	63	Fighter
15	-	174	146	1	4	17	6	Reconnaissance
2	-	5	1	-	2	-	2	Search & Rescue
-	-	3	-	-	-	-	3	Amphibious
-	-	2	-	-	2	-	-	Special Research
46	-	393	159	35	178	4	17	Cargo
36	-	3,037	2,687	206	39	75	30	Trainer
8	-	247	223	4	9	2	9	Communication
								<u>31 Mar 1950</u>
303	-	8,248	6,978	520	246	287	117	Total
62	-	2,584	2,336	122	57	56	13	Bomber
9	-	5	-	3	2	-	-	Tanker
120	-	1,890	1,563	165	55	94	13	Fighter
18	-	157	149	1	4	3	-	Reconnaissance
14	-	7	1	2	2	1	1	Search & Rescue
-	-	2	-	-	2	-	-	Special Research
39	-	404	115	17	187	64	21	Cargo
38	-	2,955	2,603	210	28	56	58	Trainer
3	-	244	211	-	9	13	11	Communication
								<u>30 Jun 1950</u>
359	-	8,170	6,887	436	329	317	201	Total
63	-	2,490	2,216	123	54	9	88	Bomber
-	-	5	-	2	2	-	1	Tanker
146	-	1,852	1,578	99	49	92	34	Fighter
26	-	174	144	22	3	2	3	Reconnaissance
3	-	18	-	9	2	1	6	Search & Rescue
-	-	4	-	-	4	-	-	Special Research
94	-	356	105	18	185	35	13	Cargo
24	-	3,039	2,635	163	23	174	44	Trainer
3	-	232	209	-	7	4	12	Communication

reporting procedure: c/ Airplanes reported as of 31 Mar and 30 Jun 1949 were reported under the category denoting "primary use", whereas reports for subsequent periods indicate airplanes reported by "purpose of assignment."

Line No.	Type and Model	Aircraft On Hand 30 June 1949	GAINS						
			Production	Conversion	First Line	Salvage	Class O1Z	Dept of Army	Other a/
1	<u>All Aircraft - Total</u> . . .	20,805	1,500	974	4,255	51	52	69	133
2	First Line . . . . .	11,495	1,492	354	343	11	22	44	100
3	Second Line . . . . .	9,310	8	620	3,912	40	30	25	33
4	<u>All Airplanes - Total</u> . . .	19,911	1,499	965	2,690	49	52	69	133
5	First Line . . . . .	10,922	1,492	354	343	10	22	44	100
6	Second Line . . . . .	8,989	7	611	3,347	39	30	25	33
7	<u>Combat - Total</u> . . . . .	8,577	1,205	326	1,714	25	24	-	47
8	First Line . . . . .	5,044	1,202	251	105	4	16	-	25
9	Second Line . . . . .	3,533	3	75	1,609	21	8	-	22
10	<u>Bomber - Total</u> . . . . .	3,775	262	53	1,051	4	12	-	6
11	First Line . . . . .	3,154	261	29	71	1	11	-	1
12	Second Line . . . . .	621	1	24	980	3	1	-	5
13	<u>Heavy Bomber</u> . . . . .	53	30	1	-	-	1	-	-
14	First Line . . . . .	50	30	1	-	-	1	-	-
15	B-36 . . . . .	50	30	1	-	-	1	-	-
16	Second Line . . . . .	3	-	-	-	-	-	-	-
17	B-36 . . . . .	3	-	-	-	-	-	-	-
18	<u>Medium Bomber</u> . . . . .	2,126	165	20	65	1	9	-	-
19	First Line . . . . .	2,043	164	19	65	-	8	-	-
20	B-29 . . . . .	1,924	-	12	57	-	8	-	-
21	B-50 . . . . .	119	164	7	8	-	1	-	-
22	Second Line . . . . .	83	1	1	-	1	-	-	-
23	B-29 . . . . .	60	-	-	-	1	-	-	-
24	B-35 . . . . .	11	1	-	-	-	-	-	-
25	B-47 . . . . .	2	-	-	-	-	-	-	-
26	B-48 . . . . .	2	-	-	-	-	-	-	-
27	B-49 . . . . .	1	-	-	-	-	-	-	-
28	B-50 . . . . .	7	-	1	-	-	-	-	-
29	<u>Light Bomber</u> . . . . .	1,596	67	22	986	3	2	-	6
30	First Line . . . . .	1,061	67	2	6	1	1	-	1
31	B-26 . . . . .	1,029	-	-	-	-	1	-	-
32	B-45 . . . . .	32	67	9	6	1	-	-	1
33	Second Line . . . . .	535	-	23	980	2	1	-	2
34	B-17 . . . . .	168	-	8	-	-	-	-	-
35	B-24 . . . . .	2	-	-	-	-	-	-	-
36	B-25 . . . . .	390	-	8	-	2	-	-	-
37	B-26 . . . . .	23	-	6	979	-	1	-	5
38	B-42 . . . . .	1	-	-	-	-	-	-	-
39	B-43 . . . . .	2	-	-	-	-	-	-	-
40	B-45 . . . . .	8	-	1	1	-	-	-	-
41	B-46 . . . . .	1	-	-	-	-	-	-	-
42	<u>Tanker - Total</u> . . . . .	37	-	93	-	-	-	-	-
43	First Line . . . . .	37	-	22	-	-	-	-	-
44	B-29M . . . . .	37	-	-	-	-	-	-	-
45	KB-29 . . . . .	-	-	93	-	-	-	-	-
46	<u>Fighter - Total</u> . . . . .	4,085	921	64	466	20	12	-	41
47	First Line . . . . .	1,502	919	32	31	3	5	-	24
48	Second Line . . . . .	2,583	2	32	435	17	7	-	17
49	<u>Pen. and Intercept.</u> . . . .	3,903	909	60	327	20	11	-	41
50	First Line . . . . .	1,363	908	30	30	3	2	-	24
51	F-80 . . . . .	655	435	5	4	1	-	-	13
52	F-82 (B D E) . . . . .	84	-	4	4	-	1	-	-
53	F-84 . . . . .	491	167	15	14	-	4	-	1
54	F-86 . . . . .	133	306	6	8	2	-	-	10
55	Second Line . . . . .	2,540	1	20	297	17	6	-	17
56	F-24 . . . . .	4	-	-	-	-	-	-	-
57	F-47 . . . . .	972	-	1	-	-	-	-	16
58	F-51 . . . . .	1,476	-	12	-	15	5	-	1
59	F-80 . . . . .	42	-	8	283	1	1	-	-
60	F-82 (B D E) . . . . .	19	-	-	2	1	-	-	-
61	F-84 . . . . .	16	-	5	4	-	-	-	-
62	F-85 . . . . .	-	1	-	-	-	-	-	-
63	F-86 . . . . .	9	-	4	8	-	-	-	-
64	F-91 . . . . .	1	-	-	-	-	-	-	-
65	F-92 . . . . .	1	-	-	-	-	-	-	-
66	<u>All Weather</u> . . . . .	182	12	4	139	-	1	-	-
67	First Line . . . . .	139	11	2	1	-	-	-	-
68	F-94 . . . . .	-	11	1	-	-	-	-	-
69	F-82 (F G H) . . . . .	139	-	1	1	-	-	-	-



Line No.	Type and Model	Aircraft On Hand 30 June 1949	GAINS							
			Pro-duction	Con- version	First Line	Salvage	Class CLZ	Dept. of Army	Other a/	
1	<u>Fighter - Continued</u>									
2	<u>All Weather - Cont'd</u>									
3	<u>Second Line</u>	43	1	2	138	-	1	-	-	-
4	P-61	39	-	-	-	-	-	-	-	-
5	P-82 (P,G,H)	2	-	-	138	-	-	-	-	-
6	P-87	1	-	-	-	-	-	-	-	-
7	P-89	1	1	-	-	-	-	-	-	-
8	P-94	-	-	2	-	-	-	-	-	-
9	<u>Reconnaissance - Total</u>	561	3	64	166	1	-	-	-	-
10	First Line	321	3	58	3	-	-	-	-	-
11	Second Line	240	-	6	163	1	-	-	-	-
12	<u>Strategic Recon.</u>	230	3	59	3	1	-	-	-	-
13	First Line	150	3	55	2	-	-	-	-	-
14	RB-29	148	-	27	2	-	-	-	-	-
15	RB-36	-	3	-	-	-	-	-	-	-
16	RB-50	-	-	28	-	-	-	-	-	-
17	RC-54	2	-	-	-	-	-	-	-	-
18	Second Line	80	-	4	1	1	-	-	-	-
19	R-11	1	-	-	-	-	-	-	-	-
20	R-12	1	-	-	-	-	-	-	-	-
21	RB-17	76	-	3	-	1	-	-	-	-
22	RB-29	1	-	1	1	-	-	-	-	-
23	RB-49	1	-	-	-	-	-	-	-	-
24	<u>Tactical Recon.</u>	331	-	2	163	-	-	-	-	-
25	First Line	171	-	2	1	-	-	-	-	-
26	RB-26	48	-	-	-	-	-	-	-	-
27	RC-47	2	-	3	-	-	-	-	-	-
28	RF-80	121	-	-	1	-	-	-	-	-
29	Second Line	160	-	2	162	-	-	-	-	-
30	RB-25	3	-	-	-	-	-	-	-	-
31	RB-26	2	-	-	48	-	-	-	-	-
32	RC-45	43	-	1	-	-	-	-	-	-
33	RF-51	89	-	-	-	-	-	-	-	-
34	RF-61	21	-	-	-	-	-	-	-	-
35	RF-80	2	-	1	114	-	-	-	-	-
36	<u>Search &amp; Rescue-Total</u>	119	19	52	31	-	-	-	-	-
37	First Line	30	19	39	-	-	-	-	-	-
38	SA-10	24	-	12	-	-	-	-	-	-
39	SA-16	-	19	1	-	-	-	-	-	-
40	SB-29	-	-	16	-	-	-	-	-	-
41	SC-47	1	-	3	-	-	-	-	-	-
42	SH-5	2	-	7	-	-	-	-	-	-
43	SL-5	3	-	-	-	-	-	-	-	-
44	Second Line	89	-	13	31	-	-	-	-	-
45	SA-10	-	-	6	27	-	-	-	-	-
46	SB-17	88	-	4	-	-	-	-	-	-
47	SC-46	1	-	-	-	-	-	-	-	-
48	SC-47	-	-	-	1	-	-	-	-	-
49	SH-5	-	-	3	-	-	-	-	-	-
50	SL-5	-	-	-	3	-	-	-	-	-
51	<u>Amphibious - Total</u>	27	-	-	12	-	-	-	-	3
51	First Line	24	-	-	2	-	-	-	-	3
53	A-10	24	-	-	-	-	-	-	-	-
54	A-12	-	-	-	2	-	-	-	-	-
55	Second Line	3	-	-	10	-	-	-	-	-
56	A-9	1	-	-	-	-	-	-	-	-
57	A-10	-	-	-	10	-	-	-	-	-
58	A-12	2	-	-	-	-	-	-	-	-
59	<u>Special Research-Total</u>	2	2	-	-	-	-	-	-	-
60	Second Line	2	2	-	-	-	-	-	-	-
61	X-1	2	-	-	-	-	-	-	-	-
62	X-4	-	2	-	-	-	-	-	-	-
63	<u>Cargo - Total</u>	2,208	122	184	658	1	4	2	35	
64	First Line	1,866	122	88	218	-	4	1	33	
65	Second Line	1,342	-	96	440	1	-	1	2	
66	<u>Heavy Combat</u>	23	33	3	3	-	-	-	-	-
67	First Line	19	33	2	2	-	-	-	-	-
68	C-74	10	-	-	2	-	-	-	-	-
69	C-97	9	30	2	1	-	-	-	-	-
70	C-124	-	3	-	-	-	-	-	-	-



LOSSES							AIRCRAFT ON HAND 30 JUNE 1950				Line No.
Salvage Survey & reclaim	Conversion	Second Line	Air National Guard	Class 012	Dept of Army	Other	Total	USAF	USAFR	CAP	
											1
59	1	1	-	-	-	1	123	123	-	-	2
37						1	2	2	-	-	3
20	1	1	-	-	-	-	118	118	-	-	4
1											5
1							1	1	-	-	6
							2	2	-	-	7
											8
123	31	166	15	4	-	27	429	429	-	-	9
18	4	163	-	-	-	-	200	200	-	-	10
105	27	3	15	4	-	27	229	229	-	-	11
51	3	3	-	-	-	26	213	213	-	-	12
11	2	1	-	-	-	-	195	195	-	-	13
11	3	1	-	-	-	-	162	162	-	-	14
							3	3	-	-	15
							28	28	-	-	16
							2	2	-	-	17
40		2	-	-	-	26	18	18	-	-	18
1											19
							1	1	-	-	20
39						26	15	15	-	-	21
		2	-	-	-	-	1	1	-	-	22
							1	1	-	-	23
72	28	163	15	4	-	1	216	216	-	-	24
7	1	162	-	-	-	-	2	2	-	-	25
		48	-	-	-	-					26
							5	5	-	-	27
7	1	114	-	-	-	-					28
65	27	1	15	4	-	1	211	211	-	-	29
							3	3	-	-	30
1	1	-	-	2	-	-	46	46	-	-	31
5	26	-	-	-	-	-	13	13	-	-	32
34			15	2	-	-	38	38	-	-	33
20						1					34
5		1	-	-	-	-	111	111	-	-	35
											36
27	4	31	-	-	2	-	157	157	-	-	37
6	2	31	-	-	-	-	48	48	-	-	38
5		27	-	-	-	-	4	4	-	-	39
	1						19	19	-	-	40
							16	16	-	-	41
	1	1	-	-	-	-	2	2	-	-	42
	1						7	7	-	-	43
		3	-	-	-	-					44
21	1		-	-	2	-	109	109	-	-	45
11							22	22	-	-	46
10	1				1	-	80	80	-	-	47
							1	1	-	-	48
							3	3	-	-	49
					1	-	2	2	-	-	50
											51
11	18	12	-	-	-	1					52
7	12	10	-	-	-	-					53
5	12	10	-	-	-	-					54
2											55
4	6	2	-	-	-	1					56
	6					1					57
		2	-	-	-	-					58
											59
							4	4	-	-	60
							2	2	-	-	61
							2	2	-	-	62
231	324	658	45	11	2	97	2,843	2,793	50	-	63
76	118	440	24	7	-	82	1,585	1,575	10	-	64
155	206	218	21	4	5	15	1,258	1,218	40	-	65
	3	3	-	-	-	-	56	56	-	-	66
	3						54	54	-	-	67
	1						11	11	-	-	68
	2						40	40	-	-	69
							3	3	-	-	70

Line No.	Type and Model	Aircraft On Hand 30 June 1949	GAINS						
			Production	Conversion	First Line	Salvage	Class OI2	Dept. of Army	Other s/
1	<b>Cargo - Continued</b>								
2	<b>Heavy Combat - Cont'd</b>								
3	<b>Second Line</b>								
4	C-74	4	-	1	-	-	-	-	-
5	C-97	2	-	-	-	-	-	-	-
6	C-99	1	-	-	-	-	-	-	-
7	C-124	1	-	-	-	-	-	-	-
8	<b>Medium Combat</b>	450	89	21	14	-	-	-	1
9	<b>First Line</b>	434	89	20	14	4	-	-	1
10	C-54	424	-	17	12	4	-	-	-
11	C-119	1	89	2	1	-	-	-	-
12	C-121	9	-	1	1	-	-	-	-
13	<b>Second Line</b>	16	-	1	-	-	-	-	1
14	C-54	13	-	1	-	-	-	-	-
15	C-112	1	-	-	-	-	-	-	1
16	C-119	1	-	-	-	-	-	-	-
17	C-121	1	-	-	-	-	-	-	-
18	<b>Light Combat</b>	2,233	-	122	621	1	-	2	24
19	<b>First Line</b>	1,712	-	65	182	-	-	1	33
20	C-47	1,220	-	63	176	-	-	1	33
21	C-82	192	-	2	6	-	-	-	-
22	<b>Second Line</b>	821	-	57	439	1	-	1	1
23	C-46	470	-	-	-	-	-	1	-
24	C-47	158	-	30	439	-	-	-	1
25	C-53	2	-	-	-	-	-	-	-
26	C-82	7	-	-	-	-	-	-	-
27	C/VB-17	52	-	8	-	1	-	-	-
28	C/VB-25	103	-	16	-	-	-	-	-
29	C/VB-26	29	-	3	-	-	-	-	-
30	<b>Medium Non-Combat</b>	1	-	-	-	-	-	-	-
31	<b>First Line</b>	1	-	-	-	-	-	-	-
32	C-118	1	-	-	-	-	-	-	-
33	<b>Light Non-Combat</b>	501	-	38	20	-	-	-	-
34	<b>First Line</b>	-	-	1	19	-	-	-	-
35	C-64	-	-	-	4	-	-	-	-
36	C-117	-	-	1	15	-	-	-	-
37	<b>Second Line</b>	501	-	-	37	-	-	-	-
38	C-45	479	-	37	-	-	-	-	-
39	C-64	7	-	-	1	-	-	-	-
40	C-117	15	-	-	-	-	-	-	-
41	<b>Trainer - Total</b>	6,875	129	440	982	4	22	-	42
42	<b>First Line</b>	3,239	129	7	12	-	1	-	38
43	T-6	3,201	-	2	6	-	-	-	38
44	T-28	-	6	-	-	-	-	-	-
45	T-29	-	9	-	-	-	-	-	-
46	T-33	38	114	5	6	-	-	-	-
47	<b>Second Line</b>	3,636	-	432	970	4	21	-	4
48	T-6	6	-	-	970	1	-	-	-
49	T-7	433	-	4	-	1	-	-	-
50	T-11	604	-	1	-	-	-	-	2
51	T-13	112	-	-	-	1	1	-	-
52	T-19	1	-	-	-	-	-	-	-
53	TB-17	59	-	11	-	1	-	-	-
54	TB-25	784	-	58	-	-	4	-	-
55	TB-26	231	-	58	-	-	-	-	1
56	TB-29	535	-	32	-	-	4	-	-
57	T-33	-	-	6	-	-	-	-	-
58	TC-46	117	-	172	-	-	6	-	-
59	TC-47	88	-	4	-	-	-	-	-
60	TF-47	383	-	-	-	-	-	-	1
61	TF-51	238	-	28	-	-	6	-	-
62	TF-80	45	-	58	-	-	-	-	-
63	TH-5	-	-	1	-	-	-	-	-
64	<b>Communication - Total</b>	1,222	41	15	324	19	2	67	6
65	<b>First Line</b>	749	39	8	6	6	1	43	1
66	<b>Second Line</b>	473	2	7	318	13	1	24	5
67	<b>Liaison</b>	1,108	23	8	279	16	-	65	6
68	<b>First Line</b>	662	23	2	4	3	-	41	1
69	L-5	412	-	-	-	-	-	34	-
70	L-13	215	23	4	3	-	-	4	1
71	L-16	20	-	1	-	-	-	3	-
72	L-17	3	-	-	1	-	-	-	-
73	LC-126	12	-	-	-	-	-	-	-

Salvage Survey & Reclam	LOSSES						AIRCRAFT ON HAND 30 JUNE 1950				Line No.
	Con- version	Second Line	Air National Guard	Class OLZ	Dept of Army	Other a/	Total	USAF	USAFR	CAP	
-	-	3	-	-	-	-	2	2	-	-	1
-	-	2	-	-	-	-	-	-	-	-	2
-	-	1	-	-	-	-	-	-	-	-	3
-	-	-	-	-	-	-	1	1	-	-	4
-	-	-	-	-	-	-	1	1	-	-	5
-	-	-	-	-	-	-	1	1	-	-	6
16	21	14	-	6	-	5	57	57	-	-	7
16	21	-	-	2	-	-	57	57	-	-	8
16	18	-	-	4	-	4	415	415	-	-	9
-	2	-	-	1	-	-	90	90	-	-	10
-	1	-	-	-	-	-	10	10	-	-	11
-	-	14	-	1	-	-	1	2	-	-	12
-	-	12	-	1	-	-	1	1	-	-	13
-	-	-	-	-	-	1	1	1	-	-	14
-	-	1	-	-	-	-	-	-	-	-	15
-	-	1	-	-	-	-	-	-	-	-	16
184	287	621	45	5	5	88	1,778	1,729	49	-	17
59	93	439	24	2	-	78	998	988	10	-	18
48	91	439	24	1	-	48	842	832	10	-	19
11	2	-	-	1	-	30	156	156	-	-	20
125	194	182	21	2	5	10	780	741	39	-	21
102	172	-	-	3	-	2	192	191	1	-	22
4	7	176	21	-	-	6	414	377	37	-	23
1	-	-	-	-	-	-	1	1	-	-	24
1	-	6	-	-	-	-	-	-	-	-	25
10	4	-	-	-	-	5	41	41	-	-	26
6	10	-	-	-	-	-	103	103	-	-	27
1	1	-	-	-	-	1	29	28	1	-	28
-	-	-	-	-	-	-	1	1	-	-	29
-	-	-	-	-	-	-	1	1	-	-	30
-	-	-	-	-	-	-	1	1	-	-	31
-	-	-	-	-	-	-	1	1	-	-	32
21	13	20	-	-	-	4	491	490	1	-	33
1	1	1	-	-	-	-	17	17	-	-	34
-	-	-	-	-	-	-	2	2	-	-	35
30	1	19	-	-	-	4	15	15	-	-	36
26	12	-	-	-	-	4	474	473	1	-	37
4	12	-	-	-	-	4	474	473	1	-	38
-	-	15	-	-	-	-	-	-	-	-	39
-	-	-	-	-	-	-	-	-	-	-	40
418	76	982	62	67	5	146	6,698	5,889	809	-	41
112	11	970	48	4	-	88	2,193	2,190	3	-	42
107	2	970	48	4	-	87	2,030	2,027	3	-	43
1	-	-	-	-	-	1	4	4	-	-	44
-	-	-	-	-	-	-	9	9	-	-	45
4	9	-	-	-	-	-	150	150	-	-	46
306	65	12	14	63	5	98	4,505	3,699	806	-	47
41	-	6	-	2	-	-	928	928	-	-	48
3	4	-	-	15	-	18	398	245	153	-	49
14	1	-	-	1	-	1	590	224	366	-	50
39	-	-	-	-	-	75	-	-	-	-	51
-	-	-	-	-	-	1	1	-	-	-	52
21	6	-	-	-	5	1	38	38	-	-	53
63	22	-	-	11	-	-	750	750	-	-	54
59	4	-	-	4	-	-	223	221	2	-	55
19	10	-	-	3	-	-	539	539	-	-	56
-	-	6	-	-	-	-	-	-	-	-	57
4	-	-	-	6	-	-	285	-	285	-	58
2	4	-	-	-	-	-	86	86	-	-	59
-	-	-	1	1	-	2	380	380	-	-	60
30	11	-	13	5	-	-	213	213	-	-	61
11	3	-	-	15	-	-	74	74	-	-	62
-	-	-	-	-	-	-	1	1	-	-	63
319	25	324	-	9	58	199	762	480	5	277	64
186	15	318	-	6	11	2	315	315	-	-	65
133	10	6	-	3	47	197	447	165	5	277	66
292	8	279	-	4	56	196	670	388	5	277	67
176	2	275	-	2	11	1	269	269	-	-	68
167	-	275	-	-	7	-	-	-	-	-	69
7	5	-	-	-	-	1	236	236	-	-	70
-	-	-	-	-	-	1	23	23	-	-	71
-	-	-	-	2	-	-	-	-	-	-	72
2	-	-	-	-	-	-	10	10	-	-	73

Line No.	Type and Model	Aircraft On Hand 30 June 1949	GAINS						
			Pro- duction	Con- version	First Line	Salvage	Class O12	Dept. of Army	Other a/
1	<u>Trainer - (Continued)</u>								
2	<u>Liaison - (Continued)</u>								
3	<u>Second Line</u>	446	-	2	275	13	-	24	5
4	L-4 . . . . .	436	-	-	-	4	-	-	1
5	L-5 . . . . .	4	-	2	275	9	-	24	4
6	L-13 . . . . .	2	-	1	-	-	-	-	-
7	L-15 . . . . .	2	-	-	-	-	-	-	-
8	L-16 . . . . .	1	-	-	-	-	-	-	-
9	L-17 . . . . .	1	-	-	-	-	-	-	-
10	<u>Helicopter</u>	114	18	7	45	3	2	28	-
11	<u>First Line</u>	87	16	3	2	3	1	-	-
12	H-5 . . . . .	69	16	1	1	3	-	-	-
13	H-6 . . . . .	9	-	-	-	-	-	-	-
14	H-13 . . . . .	9	-	2	1	-	1	2	-
15	<u>Second Line</u>	27	2	4	43	-	1	-	-
16	H-5 . . . . .	19	-	1	26	-	1	-	-
17	H-6 . . . . .	3	-	2	8	-	-	-	-
18	H-9 . . . . .	1	-	-	-	-	-	-	-
19	H-10 . . . . .	1	-	-	-	-	-	-	-
20	H-12 . . . . .	1	-	-	-	-	-	-	-
21	H-13 . . . . .	2	-	-	9	-	-	-	-
22	H-19 . . . . .	-	2	1	-	-	-	-	-
23	<u>Glider</u>	498	1	1	490	1	-	-	-
24	<u>First Line</u>	492	-	-	-	-	-	-	-
25	G-4 . . . . .	313	-	-	-	-	-	-	-
26	G-15 . . . . .	179	-	-	-	1	-	-	-
27	<u>Second Line</u>	6	1	1	490	-	-	-	-
28	G-4 . . . . .	-	-	-	313	-	-	-	-
29	G-15 . . . . .	1	-	-	177	-	-	-	-
30	G-18 . . . . .	5	-	1	-	-	-	-	-
31	G-20 . . . . .	-	1	-	-	-	-	-	-
32	<u>Aerial Target</u>	396	-	8	75	1	-	-	-
33	<u>First Line</u>	81	-	-	-	-	-	-	-
34	Q-14 . . . . .	81	-	-	-	-	-	-	-
35	<u>Second Line</u>	315	-	8	75	1	-	-	-
36	Q-14 . . . . .	3	-	-	75	-	-	-	-
37	QB-17 . . . . .	4	-	8	-	-	-	-	-
38	QP-63 . . . . .	306	-	-	-	1	-	-	-
39	QP-80 . . . . .	2	-	-	-	-	-	-	-

a/ Includes gains or losses due to reallocation to other than USAF organizations and other miscellaneous inventory adjustments.



TABLE 103 - USAF AIRCRAFT ON-HAND BY COMMAND

Command	30 June 1949	31 December 1949	30 June 1950
<b>TOTAL</b>	<b>23,000</b>	<b>21,629</b>	<b>20,968</b>
<b>Continental U. S. - Total</b>	<b>16,240</b>	<b>15,036</b>	<b>14,603</b>
Air Materiel Command	10,399	9,212	9,076
Air Proving Ground Command	159	153	124
Air University	285	261	272
Continental Air Command	1,486	1,411	1,287
Headquarters Command	272	363	349
Military Air Transport Service	327	444	389
Strategic Air Command	1,228	1,020	1,024
Air Training Command	2,084	2,120	2,013
Other Continental <sup>a/</sup>	-	52	69
<b>Overseas - Total</b>	<b>3,250</b>	<b>2,650</b>	<b>2,460</b>
Alaskan Air Command	317	248	220
Caribbean Air Command	194	75	51
Continental Air Command	16	-	-
Far East Air Forces	1,444	1,301	1,199
Military Air Transport Service	230	376	311
Strategic Air Command	90	34	73
U. S. Air Forces in Europe	535	506	490
Other Overseas <sup>b/</sup>	110	110	116
Vittles <sup>c/</sup>	314	-	-
<b>Reserve Forces - Total</b>	<b>3,510</b>	<b>3,943</b>	<b>3,905</b>
Air National Guard	2,195	2,460	2,674
Air Force Reserve	1,091	1,187	954
Civil Air Patrol <sup>d/</sup>	224	296	277

<sup>a/</sup> Includes Special Weapons Command, United States Security Service, and Long Range Proving Ground Division.

<sup>b/</sup> Includes Air Materiel Command Overseas, Third Air Division, Joint Brazil-U. S. Military Commission, and Headquarters Command Overseas.

<sup>c/</sup> Vittles was discontinued prior to 31 December 1949.

<sup>d/</sup> Airplanes on loan to Civil Air Patrol.

TABLE 104 - CUMULATIVE AGE DISTRIBUTION OF USAF AIRPLANES

A. As of 30 June 1949

Age In Months	Total USAF Airplanes	Bomber			Fighter			Cargo			Trainer	All Other s/
		Heavy	Medium	Light	Pen. & Intercept		All Weather	Heavy	Medium	Light		
					Jet	Con-ventional						
Under 6	621	15	64	18	353	-	16	1	7	-	25	122
" 12	1,183	47	115	37	606	22	140	2	11	14	44	145
" 18	1,576	53	139	39	790	85	141	5	13	48	44	219
" 24	1,933		142	40	1,006	91	141	7	14	86	44	309
" 30	2,074		142	43	1,033	91	141	17	14	127	44	369
" 36	2,366		142	44	1,166	91	141	21	14	163	56	475
" 42	2,518		156	45	1,226	102	142	22	15	195	73	489
" 48	5,340		815	156	1,337	843	144	23	189	554	533	693
" 54	11,994		1,895	1,160	1,350	2,277	169		447	1,147	2,227	1,246
" 60	15,223		2,161	1,474		2,543	180		448	2,066	3,557	1,368
" 66	16,341		2,163	1,514		2,552			450	2,501	4,120	1,435
" 72	17,173			1,516		2,553			450	2,609	4,687	1,589
" 78	17,855			1,518		2,554			450	2,638	5,261	1,665
" 84	18,345					2,555			451	2,640	5,724	1,688
" 90	18,494									2,641	5,855	1,705
" 96	18,563									2,641	5,924	
" 102	18,594									2,641	5,955	
" 108	18,594									2,641	5,955	
" 114	18,594									2,641	5,955	
" 120	18,595									2,641	5,956	
" 126	18,596									2,642		

B. As of 30 June 1950 b/

Age In Months	Total USAF Airplanes	Bomber			Fighter			Cargo			Trainer	All Other s/	
		Heavy	Medium	Light	Pen. & Intercept		All Weather	Heavy	Medium	Light			
					Jet	Con-ventional							
Under 6	1,075	2	104	39	600		11	29	76		189	25	
" 12	1,707	28	160	61	1,028		11	34	93		238	54	
" 18	2,315	43	194	79	1,390		26	35	100		263	185	
" 24	2,699	74	240	94	1,504		22	131	104	12	279	203	
" 30	2,957	81	263	98	1,526	80	132	39	106	42	290	300	
" 36	3,235		266	99	1,657	81	132	41	107	77	308	386	
" 42	3,345		266	100	1,674	81	132	52	107	115	310	427	
" 48	3,585		266	100	1,775	81	132	56	107	149	319	519	
" 54	3,721		309	100	1,817	86	132	56	108	153	339	540	
" 60	6,152		869	182	1,894	638	134	57	276	480	813	728	
" 66	11,605		1,803	981	1,901	1,675			521	923	2,483	1,046	
" 72	14,437		2,056	1,199		1,826			521	1,728	3,816	1,118	
" 78	15,303		2,057	1,209		1,833			522	2,101	4,266	1,142	
" 84	15,846			1,210		1,834			522	2,192	4,704	1,154	
" 90	16,452			1,211		1,835			522	2,217	5,282	1,155	
" 96	16,990					1,836			523	2,219	5,807	1,164	
" 102	17,091										2,220	5,907	
" 108	17,128											5,944	
" 114	17,138											5,954	

a/ Includes Tanker, Reconnaissance, Search &amp; Rescue, Special Research and Communications airplanes

b/ Includes 51 Air Force Reserve airplanes, which were in the possession of the USAF as of 30 June 1950 and 230 airplanes accepted but not delivered, as of 30 June 1950

TABLE 105 - CALENDAR AGE DISTRIBUTION OF US AIRPLANES

Age in Months	Number On Hand		Age in Months	Number On Hand	
	More Than	Less Than		More Than	Less Than
	30 June 1949	30 June 1950		30 June 1949	30 June 1950
0 - 3	251	604	63 - 66	402	2,234
3 - 6	370	471	66 - 69	426	1,563
6 - 9	247	367	69 - 72	406	1,269
9 - 12	315	265	72 - 75	357	571
12 - 15	192	301	75 - 78	325	295
15 - 18	201	307	78 - 81	303	284
18 - 21	197	175	81 - 84	187	259
21 - 24	160	209	84 - 87	103	346
24 - 27	49	121	87 - 90	46	260
27 - 30	92	137	90 - 93	45	336
30 - 33	206	156	93 - 96	24	202
33 - 36	86	122	96 - 99	27	74
36 - 39	50	41	99 - 102	4	27
39 - 42	102	69	102 - 105	-	22
42 - 45	297	168	105 - 108	-	15
45 - 48	2,525	72	108 - 111	-	9
48 - 51	3,961	62	111 - 114	-	1
51 - 54	2,693	74	114 - 117	-	-
54 - 57	1,813	229	117 - 120	1	-
57 - 60	1,416	2,202	120 - 123	1	-
60 - 63	716	3,219	Average Age	50.2	56.5



TABLE-106-- USAF AIRCRAFT IN CLASS O1Z

(Class O1Z aircraft are complete aircraft being used for ground instructional purposes. The aircraft included in this table are not included elsewhere in this publication)

Type	Model	FY 1950			
		30 Sep 1949	31 Dec 1949	31 Mar 1950	30 Jun 1950
	<u>Total</u> . . . . .	220	259	254	246
BOMBER	<u>Total</u> . . . . .	60	62	56	57
	MB-17 . . . . .	1	1	1	1
	B-25 . . . . .	13	13	11	10
	B-26 . . . . .	12	12	10	10
	EB-26 . . . . .	-	-	-	1
	B-29 . . . . .	30	32	29	30
	B-36 . . . . .	1	1	1	1
	B-45 . . . . .	1	1	1	1
	XB-45 . . . . .	-	-	-	1
	B-50 . . . . .	2	2	3	2
FIGHTER	<u>Total</u> . . . . .	62	72	77	74
	F-47 . . . . .	1	3	3	2
	F-51 . . . . .	11	10	11	11
	F-61 . . . . .	2	1	1	1
	F-80 . . . . .	23	30	33	32
	EF-80 . . . . .	1	-	-	-
	F-82 . . . . .	4	4	4	5
	EF-82 . . . . .	2	2	2	-
	F-84 . . . . .	13	17	17	14
	XF-84 . . . . .	-	-	1	1
	YF-84 . . . . .	1	1	1	3
	EYF-84 . . . . .	2	2	2	-
	F-86 . . . . .	2	2	2	4
	F-94 . . . . .	-	-	-	1
RECONNAISSANCE	<u>Total</u> . . . . .	1	2	4	2
	RF-51 . . . . .	-	2	2	-
	ZRF-51 . . . . .	1	-	-	-
RB-26 . . . . .	-	-	2	2	
CARGO	<u>Total</u> . . . . .	10	13	13	14
	C-46 . . . . .	3	2	2	3
	C-47 . . . . .	-	-	1	1
	C-54 . . . . .	3	1	6	6
	ZC-54 . . . . .	2	6	2	2
	C-82 . . . . .	1	2	1	1
	C-119 . . . . .	-	1	-	1
VB-26 . . . . .	1	1	1	-	
TRAINER	<u>Total</u> . . . . .	46	68	64	63
	T-6 . . . . .	4	10	8	6
	T-7 . . . . .	-	3	3	4
	TB-17 . . . . .	2	2	2	2
	TB-25 . . . . .	16	18	18	17
	TB-26 . . . . .	5	7	7	6
	TB-29 . . . . .	3	3	2	2
	TC-46 . . . . .	6	1	-	2
	TF-47 . . . . .	1	1	1	1
	TF-51 . . . . .	8	7	7	7
	ZTF-51 . . . . .	1	1	1	1
TF-50 . . . . .	-	15	15	15	
COMMUNICATION	<u>Total</u> . . . . .	41	42	40	36
	L-4 . . . . .	1	1	1	-
	ZL-4 . . . . .	2	2	-	-
	L-5 . . . . .	12	12	11	11
	L-13 . . . . .	1	1	1	1
	L-16 . . . . .	15	15	15	15
	L-17 . . . . .	2	3	3	3
	H-5 . . . . .	1	1	2	2
H-13 . . . . .	3	3	3	3	
YH-13 . . . . .	4	4	4	1	

TABLE 107--USAF ACTIVE AIRPLANES OUT OF COMMISSION

(Excludes USAF active airplanes reported with the Joint Mexican Commission; on bailment contract for maintenance; airplanes enroute to Continental US and overseas areas; and all CAP airplanes other than those used for liaison purposes. Excludes Reserve Forces.)

Type and Model	Average Airplanes a/		Average Number of Airplanes Out of Commission				
	On Hand	In Commission	Total	Parts	Tech Order	Maintenance	Other
MARCH 1949							
<b>Airplanes - Total</b>	<b>9,255</b>	<b>4,955</b>	<b>4,300</b>	<b>524</b>	<b>355</b>	<b>2,815</b>	<b>606</b>
<b>Bomber</b>	<b>1,204</b>	<b>537</b>	<b>667</b>	<b>101</b>	<b>53</b>	<b>429</b>	<b>84</b>
B-36	43	8	35	27	-	3	5
B-29	690	288	402	44	16	300	42
B-50	66	36	30	7	-	23	-
B-17	66	41	25	1	-	17	7
B-25	38	16	22	2	-	8	12
B-26	282	143	139	20	37	72	10
B-45	19	5	14	-	-	6	8
<b>Fighter</b>	<b>2,057</b>	<b>982</b>	<b>1,075</b>	<b>152</b>	<b>18</b>	<b>638</b>	<b>267</b>
F-24	2	1	1	-	-	-	1
F-47	242	120	122	4	-	63	55
F-51	600	304	296	34	8	201	53
F-80	599	326	273	33	9	167	64
F-82	226	63	163	47	-	55	61
F-84	306	137	169	26	1	121	21
F-86	32	7	25	5	-	18	2
F-61	50	24	26	3	-	13	10
<b>Reconnaissance</b>	<b>435</b>	<b>191</b>	<b>244</b>	<b>30</b>	<b>19</b>	<b>155</b>	<b>40</b>
RB-17	73	32	41	7	2	30	2
RB-29	102	25	77	8	2	64	3
RC-54	2	-	2	-	-	2	-
KB-25	3	3	-	-	-	-	-
KB-26	41	26	15	2	1	10	2
RC-45	41	14	27	3	-	8	16
RF-51	57	26	31	2	6	12	11
RF-61	19	6	13	4	1	4	4
RF-80	97	59	38	4	7	25	2
<b>Search &amp; Rescue</b>	<b>108</b>	<b>62</b>	<b>46</b>	<b>8</b>	<b>-</b>	<b>36</b>	<b>2</b>
SA-10	25	12	13	3	-	10	-
SB-17	75	45	30	5	-	24	1
SC-46	1	1	-	-	-	-	-
SC-47	1	-	1	-	-	1	-
SL-5	4	2	2	-	-	1	1
CH-5	2	2	-	-	-	-	-
<b>Amphibious</b>	<b>14</b>	<b>4</b>	<b>10</b>	<b>3</b>	<b>-</b>	<b>2</b>	<b>5</b>
A-10	13	4	9	3	-	2	4
A-12	1	-	1	-	-	-	1
<b>Cargo</b>	<b>2,375</b>	<b>1,324</b>	<b>1,051</b>	<b>106</b>	<b>114</b>	<b>769</b>	<b>62</b>
C-74	9	2	7	-	-	7	-
C-97	7	2	5	1	-	4	-
C-54	317	160	157	10	2	143	2
C-121	8	4	4	-	-	4	-
C-46	103	40	63	6	15	39	3
C-47/53	1,130	650	480	49	88	322	21
C-82	163	59	104	17	4	67	16
CB-17	7	5	2	-	-	2	-
VB-17	38	26	12	1	-	11	-
CB-25	49	32	17	1	-	16	-
VB-25	41	25	16	-	-	16	-
CB-26	4	3	1	-	-	1	-
VB-26	19	9	10	1	-	9	-
C-118	1	1	-	-	-	-	-
C-45	440	287	153	18	5	119	11
DC-45	18	5	13	2	-	4	7
C-64	8	3	5	-	-	3	2
C-117	13	11	2	-	-	2	-
<b>Trainer</b>	<b>2,647</b>	<b>1,601</b>	<b>1,046</b>	<b>23</b>	<b>136</b>	<b>698</b>	<b>119</b>
T-6	1,310	910	400	35	18	278	69
T-7	162	39	123	3	94	25	1
T-11	39	10	29	2	6	19	2
TRE-29	1	-	1	-	-	1	-
TB-29	29	6	23	-	6	15	2
TB-17	40	21	19	5	-	13	1
TB-26	137	73	64	11	5	45	3
TB-25	612	352	260	22	2	206	30
TF-47	3	1	2	-	-	2	-
TF-51	159	98	61	5	1	54	1
TAF-51	17	9	8	-	-	2	6

TABLE-107- USAF ACTIVE AIRPLANES OUT OF COMMISSION (Continued)

Type and Model	Average Airplanes a/		Average Number of Airplanes Out of Commission				
	On Hand	In Commission	Total	Parts	Tech Order	Main-tenance	Other
MARCH - 1949 Continued							
<u>Trainer - Cont'd</u>							
TP-80 . . . . .	68	41	27	7	-	18	2
TC-47 . . . . .	67	41	26	3	4	18	1
BT-13 . . . . .	3	-	3	-	-	2	1
<u>Communication</u>	<u>415</u>	<u>254</u>	<u>161</u>	<u>21</u>	<u>15</u>	<u>88</u>	<u>27</u>
L-4 . . . . .	39	20	19	2	-	15	2
L-5 . . . . .	183	127	56	9	3	31	13
L-13 . . . . .	54	23	31	10	10	8	3
L-15 . . . . .	1	1	-	-	-	-	-
L-16 . . . . .	21	18	3	-	-	3	-
L-17 . . . . .	2	2	-	-	-	-	-
LC-126 . . . . .	2	1	1	-	-	-	1
H-5 . . . . .	84	44	40	9	1	23	7
H-6 . . . . .	18	14	4	1	1	1	1
H-13 . . . . .	11	4	7	-	-	7	-
JUNE 1949							
<u>Airplanes - Total</u>	<u>9,303</u>	<u>5,097</u>	<u>4,206</u>	<u>506</u>	<u>486</u>	<u>2,703</u>	<u>511</u>
<u>Bomber</u>	<u>1,174</u>	<u>512</u>	<u>662</u>	<u>69</u>	<u>65</u>	<u>426</u>	<u>102</u>
B-36 . . . . .	38	4	34	14	-	10	10
B-29 . . . . .	697	304	393	20	18	301	54
B-50 . . . . .	89	45	44	13	10	15	6
B-17 . . . . .	38	22	16	-	-	13	3
B-25 . . . . .	24	9	15	-	-	13	2
B-26 . . . . .	258	123	135	19	36	69	11
B-45 . . . . .	30	5	25	3	1	5	16
<u>Fighter</u>	<u>2,071</u>	<u>1,064</u>	<u>1,007</u>	<u>187</u>	<u>25</u>	<u>582</u>	<u>203</u>
F-24 . . . . .	2	1	1	-	-	-	1
F-47 . . . . .	178	103	75	19	-	49	7
F-51 . . . . .	486	304	182	12	5	132	33
F-80 . . . . .	651	348	303	49	14	161	79
F-82 . . . . .	230	79	151	29	2	70	50
F-84 . . . . .	379	184	195	65	9	115	6
F-86 . . . . .	111	29	82	8	5	43	26
F-61 . . . . .	34	16	18	5	-	12	1
<u>Reconnaissance</u>	<u>261</u>	<u>152</u>	<u>209</u>	<u>33</u>	<u>15</u>	<u>121</u>	<u>40</u>
RB-17 . . . . .	75	35	40	10	-	26	1
RC-29 . . . . .	106	34	72	9	3	57	3
RC-54 . . . . .	2	1	1	-	-	1	-
RB-25 . . . . .	3	2	1	-	-	1	-
RB-26 . . . . .	29	17	12	3	-	8	1
RC-45 . . . . .	42	7	35	7	1	10	17
RF-51 . . . . .	22	2	20	-	1	3	16
RF-61 . . . . .	7	7	-	-	-	-	-
RF-80 . . . . .	74	46	28	4	10	12	2
RC-47 . . . . .	1	1	-	-	-	-	-
<u>Search &amp; Rescue</u>	<u>81</u>	<u>49</u>	<u>32</u>	<u>8</u>	<u>-</u>	<u>24</u>	<u>-</u>
SA-10 . . . . .	26	11	15	4	-	11	-
SB-17 . . . . .	49	33	16	4	-	12	-
SC-46 . . . . .	1	1	-	-	-	-	-
SC-47 . . . . .	1	1	-	-	-	-	-
SL-5 . . . . .	2	1	1	-	-	1	-
SH-5 . . . . .	2	2	-	-	-	-	-
<u>Amphibious</u>	<u>14</u>	<u>2</u>	<u>9</u>	<u>2</u>	<u>-</u>	<u>2</u>	<u>4</u>
A-9 . . . . .	1	-	1	-	-	-	1
A-10 . . . . .	11	4	7	2	-	3	2
A-12 . . . . .	2	1	1	-	-	-	1
<u>Cargo</u>	<u>2,366</u>	<u>1,400</u>	<u>966</u>	<u>74</u>	<u>150</u>	<u>701</u>	<u>41</u>
C-74 . . . . .	8	2	6	-	-	6	-
C-97 . . . . .	8	4	4	-	-	4	-
C-54 . . . . .	305	177	128	5	1	120	2
C-121 . . . . .	9	5	4	-	-	4	-
C-46 . . . . .	94	41	53	5	13	33	2
C-47/53 . . . . .	1,133	687	446	35	106	287	18
C-82 . . . . .	178	76	102	9	23	65	5
CB-17 . . . . .	5	5	-	-	-	-	-
VB-17 . . . . .	46	30	16	1	1	13	1
CB-25 . . . . .	50	33	17	3	-	14	-
VB-25 . . . . .	47	26	21	1	1	19	-
CB-26 . . . . .	4	3	1	-	-	1	-

TABLE-107- USAF ACTIVE AIRPLANES OUT OF COMMISSION (Continued)

Type and Model	Average Airplanes a/		Average Number of Airplanes Out of Commission				
	On Hand	In Commission	Total	Parts	Tech Order	Main-tenance	Other
JUNE 1949 -- Continued							
<b>Cargo - Cont'd</b>							
VB-26 . . . . .	22	16	6	-	-	6	-
C-118 . . . . .	1	1	-	-	-	-	-
C-45 . . . . .	425	275	150	15	4	124	7
DC-45 . . . . .	13	5	8	-	1	1	6
C-46 . . . . .	5	3	2	-	-	2	-
C-117 . . . . .	13	11	2	-	-	2	-
<b>Trainer</b>	<b>2,890</b>	<b>1,737</b>	<b>1,153</b>	<b>89</b>	<b>214</b>	<b>783</b>	<b>67</b>
T-6 . . . . .	1,434	1,030	404	31	25	317	31
T-7 . . . . .	161	46	115	2	91	21	1
T-11 . . . . .	61	11	50	1	3	44	2
TB-17 . . . . .	50	26	24	3	-	14	7
TB-26 . . . . .	139	69	70	12	8	48	2
TB-25 . . . . .	632	375	257	22	3	222	10
TB-29 . . . . .	15	6	9	1	-	5	3
TF-47 . . . . .	1	-	1	-	-	1	-
TF-51 . . . . .	162	85	77	6	-	70	1
TRF-51 . . . . .	16	1	15	-	7	2	6
TF-80 . . . . .	78	49	29	9	1	18	1
TC-47 . . . . .	66	39	27	2	4	21	-
PT-13 . . . . .	72	-	72	-	72	-	-
BT-13 . . . . .	3	-	3	-	-	-	3
<b>Communication</b>	<b>346</b>	<b>178</b>	<b>168</b>	<b>44</b>	<b>7</b>	<b>62</b>	<b>54</b>
L-4 . . . . .	14	3	11	-	-	7	4
L-5 . . . . .	118	75	43	8	-	17	18
L-13 . . . . .	84	27	57	22	1	10	24
L-15 . . . . .	1	1	-	-	-	-	-
L-16 . . . . .	21	20	1	-	-	1	-
L-17 . . . . .	3	1	2	-	-	1	1
LC-126 . . . . .	11	9	2	-	-	-	2
H-5 . . . . .	75	31	44	11	6	22	5
H-6 . . . . .	8	7	1	-	-	1	-
H-13 . . . . .	11	4	7	3	-	4	-
SEPTEMBER 1949							
<b>Airplanes - Total</b>	<b>9,142</b>	<b>5,104</b>	<b>4,038</b>	<b>502</b>	<b>419</b>	<b>2,665</b>	<b>452</b>
<b>Bomber</b>	<b>1,104</b>	<b>455</b>	<b>649</b>	<b>67</b>	<b>150</b>	<b>376</b>	<b>56</b>
B-17 . . . . .	36	20	16	-	-	11	5
B-25 . . . . .	27	10	17	-	12	4	1
B-26 . . . . .	230	110	120	17	38	56	9
B-29 . . . . .	613	234	379	14	89	250	26
B-36 . . . . .	42	7	35	7	-	23	5
B-45 . . . . .	37	15	22	8	-	13	1
B-50 . . . . .	119	59	60	21	11	19	9
<b>Fighter</b>	<b>2,002</b>	<b>1,027</b>	<b>975</b>	<b>142</b>	<b>20</b>	<b>630</b>	<b>181</b>
F-24 . . . . .	2	-	2	-	-	-	2
F-47 . . . . .	113	84	29	3	-	26	-
F-51 . . . . .	440	257	183	14	-	139	30
F-61 . . . . .	23	18	5	1	-	4	-
F-80 . . . . .	684	340	344	52	4	193	95
F-82 . . . . .	223	97	126	23	9	89	5
F-84 . . . . .	330	177	153	23	-	110	10
P-06 . . . . .	187	54	133	16	7	69	41
<b>Reconnaissance</b>	<b>298</b>	<b>110</b>	<b>188</b>	<b>32</b>	<b>23</b>	<b>122</b>	<b>10</b>
RB-17 . . . . .	69	30	39	7	-	28	4
RB-25 . . . . .	3	2	1	-	-	1	-
RB-26 . . . . .	20	16	4	-	-	4	-
RB-29 . . . . .	116	23	93	15	6	69	3
RF-51 . . . . .	3	2	1	-	-	1	-
RF-80 . . . . .	58	30	28	2	10	14	2
RC-45 . . . . .	23	5	18	6	7	4	1
RC-47 . . . . .	4	2	2	1	-	1	-
RC-54 . . . . .	2	-	2	1	-	1	-
<b>Search &amp; Rescue</b>	<b>105</b>	<b>61</b>	<b>44</b>	<b>10</b>	<b>2</b>	<b>28</b>	<b>2</b>
SA-10 . . . . .	23	11	12	3	-	9	-
SB-17 . . . . .	75	46	29	7	3	17	2
SB-29 . . . . .	1	-	1	-	-	-	1
SC-46 . . . . .	1	-	1	-	-	1	-

TABLE - 107- USAF ACTIVE AIRPLANES OUT OF COMMISSION (Continued)

Type and Model	Average Airplanes n/		Average Number of Airplanes Out of Commission				
	On Hand	In Commission	Total	Parts	Tech Order	Main-tenance	Other
SEPTEMBER 1949 -- Continued							
<b>Search &amp; Rescue</b>							
Cont'd							
SC-47 . . . . .	1	1	-	-	-	-	-
SH-5 . . . . .	2	2	-	-	-	-	-
SL-5 . . . . .	2	1	1	-	-	1	-
<b>Amphibious</b>	8	4	4	-	-	2	1
A-9 . . . . .	1	-	1	-	-	-	1
A-10 . . . . .	6	3	3	-	-	3	-
A-12 . . . . .	1	1	-	-	-	-	-
<b>Cargo</b>	2,356	1,416	940	95	132	651	45
CB-17 . . . . .	6	4	2	-	-	2	-
VB-17 . . . . .	46	29	17	2	2	12	1
CB-25 . . . . .	51	30	21	5	3	13	-
VB-25 . . . . .	52	33	19	1	2	16	-
CB-26 . . . . .	4	1	3	1	1	1	-
VB-26 . . . . .	24	14	10	1	1	8	-
C-45 . . . . .	444	282	162	16	17	113	16
DC-45 . . . . .	15	6	9	1	-	6	2
C-46 . . . . .	85	38	47	5	16	26	-
C-47/53 . . . . .	1,119	690	429	39	82	287	21
C-54 . . . . .	283	179	104	4	-	99	1
C-64 . . . . .	4	2	2	-	-	2	-
C-74 . . . . .	7	2	5	-	-	5	-
C-82 . . . . .	185	86	99	16	15	64	4
C-97 . . . . .	9	3	6	3	-	3	-
C-117 . . . . .	15	13	2	-	-	2	-
C-121 . . . . .	7	4	3	1	-	2	-
<b>Trainer</b>	2,938	1,860	1,078	109	82	754	123
T-6 . . . . .	1,589	1,130	459	39	14	338	68
T-7 . . . . .	86	49	37	2	6	20	9
T-11 . . . . .	65	15	50	1	5	43	1
T-33 . . . . .	56	35	21	7	-	14	-
TB-17 . . . . .	43	23	20	2	-	10	8
TB-25 . . . . .	635	389	246	23	27	191	5
TB-26 . . . . .	148	70	78	18	6	49	5
TB-29 . . . . .	10	5	5	-	-	3	2
TF-51 . . . . .	149	75	74	6	2	62	4
TRF-51 . . . . .	1	-	1	-	-	1	-
TF-80 . . . . .	46	24	22	7	1	13	1
TC-46 . . . . .	8	2	6	1	1	2	2
TC-47 . . . . .	66	43	23	3	1	18	1
BT-13 . . . . .	2	-	2	-	-	-	2
PT-13 . . . . .	34	-	34	-	19	-	15
<b>Communication</b>	331	171	160	47	2	80	31
H-5 . . . . .	74	32	42	14	1	17	10
H-6 . . . . .	5	1	4	1	-	2	1
H-13 . . . . .	9	6	3	2	-	1	-
L-4 . . . . .	20	2	18	2	-	9	7
L-5 . . . . .	103	60	43	10	-	24	9
L-13 . . . . .	88	42	46	18	1	24	3
L-15 . . . . .	1	1	-	-	-	-	-
L-16 . . . . .	20	19	1	-	-	1	-
L-17 . . . . .	1	-	1	-	-	-	1
LC-126 . . . . .	10	8	2	-	-	2	-
DECEMBER 1949							
<b>Airplanes - Total</b>	<b>8,795</b>	<b>4,813</b>	<b>3,982</b>	<b>471</b>	<b>666</b>	<b>2,431</b>	<b>414</b>
<b>Bomber</b>	<b>1,030</b>	<b>239</b>	<b>791</b>	<b>73</b>	<b>332</b>	<b>320</b>	<b>66</b>
B-17 . . . . .	27	16	11	1	-	7	3
B-25 . . . . .	10	4	6	-	3	2	1
B-26 . . . . .	155	74	81	12	24	34	11
B-29 . . . . .	640	95	545	25	283	204	33
B-36 . . . . .	46	4	42	11	1	22	8
B-45 . . . . .	46	9	37	5	14	15	3
B-50 . . . . .	106	37	69	19	7	36	7
<b>Fighter</b>	<b>1,879</b>	<b>928</b>	<b>921</b>	<b>104</b>	<b>93</b>	<b>564</b>	<b>160</b>
F-47 . . . . .	87	68	19	-	1	17	1

TABLE-107- USAF ACTIVE AIRPLANES OUT OF COMMISSION (Continued)

Type and Model	Average Airplanes a/		Average Number of Airplanes Out of Commission				
	On Hand	In Commission	Total	Parts	Tech Order	Main-tenance	Other
DECEMBER 1949-Continued							
<b>Fighter - Cont'd</b>							
F-51 . . . . .	285	199	86	7	12	65	2
F-61 . . . . .	11	8	3	-	-	3	-
F-80 . . . . .	728	363	365	23	21	226	95
F-82 . . . . .	213	80	133	32	16	80	5
F-84 . . . . .	309	162	147	15	14	104	14
F-86 . . . . .	246	78	168	27	29	69	43
<b>Reconnaissance</b>	<b>262</b>	<b>80</b>	<b>182</b>	<b>24</b>	<b>35</b>	<b>86</b>	<b>37</b>
RB-17 . . . . .	33	20	13	-	-	12	1
RB-25 . . . . .	3	3	-	-	-	-	-
RB-26 . . . . .	26	13	13	3	-	5	5
RB-29 . . . . .	111	8	103	10	24	41	28
RF-51 . . . . .	2	1	1	-	-	1	-
RF-80 . . . . .	58	23	35	5	10	18	2
RC-45 . . . . .	22	7	15	5	1	8	1
RC-47 . . . . .	5	4	1	-	-	1	-
RC-54 . . . . .	2	1	1	1	-	-	-
<b>Search &amp; Rescue</b>	<b>128</b>	<b>72</b>	<b>56</b>	<b>11</b>	<b>1</b>	<b>42</b>	<b>2</b>
SA-10 . . . . .	25	11	14	3	-	11	-
SA-16 . . . . .	5	3	2	-	-	2	-
SB-17 . . . . .	77	46	31	5	-	26	-
SB-29 . . . . .	3	1	2	-	1	-	1
SC-46 . . . . .	1	1	-	-	-	-	-
SC-47 . . . . .	1	1	-	-	-	-	-
SH-5 . . . . .	11	5	6	3	-	2	1
SI-5 . . . . .	5	4	1	-	-	1	-
<b>Amphibious</b>	<b>2</b>	<b>1</b>	<b>1</b>	<b>-</b>	<b>-</b>	<b>1</b>	<b>-</b>
A-10 . . . . .	2	1	1	-	-	1	-
<b>Cargo</b>	<b>2,324</b>	<b>1,364</b>	<b>1,030</b>	<b>113</b>	<b>166</b>	<b>692</b>	<b>52</b>
CB-17 . . . . .	6	3	3	-	-	3	-
VB-17 . . . . .	38	26	12	-	1	10	1
CB-25 . . . . .	49	34	15	2	1	12	-
VB-25 . . . . .	53	37	16	1	-	14	1
CB-26 . . . . .	4	2	2	1	1	-	-
VB-26 . . . . .	26	16	10	1	1	5	3
C-45 . . . . .	445	301	144	16	14	101	13
DC-45 . . . . .	11	6	5	-	2	3	-
C-46 . . . . .	74	31	43	3	12	26	2
C-47/53 . . . . .	1,123	677	446	56	83	287	20
C-54 . . . . .	320	158	162	16	10	129	7
C-64 . . . . .	2	-	2	-	-	2	-
C-74 . . . . .	10	3	7	-	-	7	-
C-82 . . . . .	190	47	143	16	38	79	10
C-97 . . . . .	12	2	10	1	3	6	-
C-117 . . . . .	15	14	1	-	-	1	-
C-118 . . . . .	1	1	-	-	-	-	-
G-119 . . . . .	7	2	5	-	-	3	2
C-121 . . . . .	8	4	4	-	-	4	-
<b>Trainer</b>	<b>2,807</b>	<b>1,952</b>	<b>855</b>	<b>98</b>	<b>30</b>	<b>660</b>	<b>67</b>
T-6 . . . . .	1,532	1,169	363	26	12	302	23
T-7 . . . . .	79	45	34	6	2	22	4
T-11 . . . . .	10	6	4	1	-	3	-
T-33 . . . . .	76	33	43	12	-	24	7
TB-17 . . . . .	38	24	14	-	-	9	5
TB-25 . . . . .	649	442	207	22	8	167	10
TB-26 . . . . .	149	84	65	16	2	39	8
TB-29 . . . . .	10	2	8	1	1	3	3
TF-51 . . . . .	122	61	61	6	-	53	2
TF-80 . . . . .	65	36	29	6	1	22	-
TC-46 . . . . .	3	3	-	-	-	-	-
TC-47 . . . . .	69	47	22	2	4	16	-
PT-13 . . . . .	5	-	5	-	-	-	5
<b>Communication</b>	<b>293</b>	<b>147</b>	<b>146</b>	<b>48</b>	<b>2</b>	<b>66</b>	<b>23</b>
H-5 . . . . .	66	22	44	17	7	14	6
H-6 . . . . .	1	-	1	-	-	1	-
H-13 . . . . .	9	5	4	2	-	2	-
L-4 . . . . .	12	2	10	1	-	9	-
L-5 . . . . .	81	47	34	6	-	26	2
L-13 . . . . .	92	44	48	20	2	12	14
L-15 . . . . .	1	1	-	-	-	-	-
L-16 . . . . .	20	19	1	-	-	-	-
L-17 . . . . .	1	-	1	1	-	-	-
LC-126 . . . . .	10	7	3	-	-	2	1

TABLE-107- USAF ACTIVE AIRPLANES OUT OF COMMISSION (Continued)

Type and Model	Average Airplanes a/		Average Number of Airplanes Out of Commission				
	On Hand	In Commission	Total	Parts	Tech Order	Maintenance	Other
MARCH 1950							
<b>Airplanes - Total</b>	<b>2,563</b>	<b>5,029</b>	<b>2,464</b>	<b>384</b>	<b>315</b>	<b>2,386</b>	<b>379</b>
<b>Bomber</b>	<b>227</b>	<b>368</b>	<b>459</b>	<b>44</b>	<b>108</b>	<b>275</b>	<b>32</b>
B-17	26	13	13	1	-	10	2
B-25	8	5	3	-	-	2	1
B-26	94	52	42	3	14	21	4
B-29	480	198	282	15	93	161	13
B-36	37	7	30	4	-	17	9
B-45	48	15	33	4	1	27	1
B-50	134	78	56	17	-	37	2
<b>Tanker</b>	<b>24</b>	<b>22</b>	<b>45</b>	<b>-</b>	<b>16</b>	<b>22</b>	<b>-</b>
RB-29	24	39	45	-	16	29	-
<b>Fighter</b>	<b>1,771</b>	<b>2,428</b>	<b>2,233</b>	<b>271</b>	<b>71</b>	<b>492</b>	<b>163</b>
F-47	79	40	39	22	4	13	-
F-51	104	69	35	4	-	27	4
F-60	801	428	373	19	56	217	81
F-62	205	97	108	19	7	77	5
F-64	281	121	160	11	1	83	65
F-66	301	193	108	22	3	75	8
<b>Reconnaissance</b>	<b>238</b>	<b>116</b>	<b>122</b>	<b>12</b>	<b>10</b>	<b>82</b>	<b>11</b>
RB-17	13	8	5	-	-	5	-
RB-25	3	2	1	-	-	1	-
RB-26	24	16	8	2	-	5	1
RB-29	110	36	74	2	6	57	9
RF-80	57	36	21	2	4	14	1
RC-45	24	12	12	6	-	6	-
RC-47	5	5	-	-	-	-	-
RC-54	2	1	1	-	-	1	-
<b>Search &amp; Rescue</b>	<b>148</b>	<b>20</b>	<b>68</b>	<b>11</b>	<b>1</b>	<b>45</b>	<b>11</b>
SA-10	29	13	16	2	-	13	1
SA-16	14	6	8	1	-	6	1
SB-17	77	49	28	5	-	23	-
SB-29	10	1	9	-	-	-	9
SC-47	4	2	2	-	-	2	-
SH-5	11	7	4	2	1	1	-
SL-5	3	2	1	1	-	-	-
<b>Amphibious</b>	<b>1</b>	<b>-</b>	<b>1</b>	<b>-</b>	<b>-</b>	<b>1</b>	<b>-</b>
A-10	1	-	1	-	-	1	-
<b>Cargo</b>	<b>2,444</b>	<b>1,457</b>	<b>987</b>	<b>110</b>	<b>86</b>	<b>728</b>	<b>63</b>
CB-17	6	5	1	-	-	1	-
VB-17	32	22	10	-	1	9	-
CB-25	49	29	20	3	1	15	1
VB-25	52	32	14	1	-	13	-
CB-26	3	2	1	-	1	-	-
VB-26	18	9	9	-	1	2	6
C-45	428	284	144	23	9	103	9
DC-45	10	6	4	-	1	3	-
C-46	65	31	34	4	2	27	1
C-47/53	1,130	707	423	48	53	300	22
C-54	376	193	183	11	4	152	16
C-64	2	2	-	-	-	-	-
C-74	10	3	7	-	-	7	-
C-82	180	84	56	12	12	69	3
C-97	16	3	13	3	-	6	4
C-117	15	13	2	1	-	1	-
C-118	1	1	-	-	-	-	-
C-119	42	21	21	4	1	15	1
C-121	9	4	5	-	-	5	-
<b>Trainer</b>	<b>2,726</b>	<b>1,941</b>	<b>245</b>	<b>26</b>	<b>23</b>	<b>661</b>	<b>85</b>
T-6	1,493	1,157	336	17	4	275	40
T-7	77	40	37	9	-	26	2
T-11	8	4	4	2	-	2	-
T-33	111	45	66	12	2	29	23
TB-17	35	23	12	-	-	8	4
TB-25	665	438	227	19	9	191	8
TB-26	108	60	48	10	4	30	4
TB-29	12	5	7	-	-	7	-
TF-51	144	89	55	6	-	46	3
TF-60	74	36	38	9	1	27	1
TC-47	68	43	25	2	3	20	-
TH-5	1	1	-	-	-	-	-

TABLE-107- USAF ACTIVE AIRPLANES OUT OF COMMISSION (Continued)

Type and Model	Average Airplanes a/		Average Number of Airplanes Out of Commission				
	On Hand	In Commission	Total	Parts	Tech Order	Main-tenance	Other
MARCH 1950 - Continued							
<u>Communication</u> . . . . .	254	150	104	24	-	66	14
H-5 . . . . .	76	44	32	12	-	17	3
H-13 . . . . .	9	4	5	-	-	4	1
L-4 . . . . .	10	-	10	1	-	7	2
L-5 . . . . .	73	46	27	4	-	21	2
L-13 . . . . .	53	31	22	7	-	10	5
L-15 . . . . .	1	1	-	-	-	-	-
L-16 . . . . .	21	20	1	-	-	1	-
LC-126 . . . . .	11	4	7	-	-	6	1
JUNE 1950							
<u>Airplanes - Total</u> . . . . .	8,585	5,478	3,107	309	332	2,074	392
<u>Bomber</u> . . . . .	852	492	360	31	39	263	27
B-17 . . . . .	48	13	35	1	-	34	-
B-25 . . . . .	8	4	4	-	-	3	1
B-26 . . . . .	82	49	33	4	9	17	3
B-29 . . . . .	430	254	176	11	26	123	16
B-36 . . . . .	37	9	28	2	1	24	1
B-45 . . . . .	55	33	22	4	-	15	3
B-50 . . . . .	192	130	62	9	3	47	3
<u>Tanker</u> . . . . .	80	59	21	2	-	19	-
KB-29 . . . . .	80	59	21	2	-	19	-
<u>Fighter</u> . . . . .	1,770	1,036	734	75	110	327	222
F-47 . . . . .	79	64	15	1	-	13	1
F-51 . . . . .	65	40	25	3	3	17	-
F-80 . . . . .	792	467	325	33	25	133	134
F-82 (SDE) . . . . .	65	54	11	1	-	9	1
F-82 (FGH) . . . . .	1,2	65	47	8	4	34	1
F-84 . . . . .	272	108	164	7	74	48	35
F-86 . . . . .	381	235	146	22	4	70	50
F-94 . . . . .	4	3	1	-	-	1	-
<u>Reconnaissance</u> . . . . .	250	130	120	9	29	78	4
RB-17 . . . . .	13	8	5	1	1	3	-
RB-25 . . . . .	3	2	1	-	-	1	-
RB-26 . . . . .	22	15	7	1	-	6	-
RB-29 . . . . .	131	56	75	4	21	48	2
RB-36 . . . . .	2	1	1	-	1	-	-
RB-50 . . . . .	7	1	6	-	-	6	-
RF-80 . . . . .	47	33	14	-	6	6	2
RC-45 . . . . .	18	9	9	3	-	6	-
RC-47 . . . . .	5	4	1	-	-	1	-
RC-54 . . . . .	2	1	1	-	-	1	-
<u>Search &amp; Rescue</u> . . . . .	141	76	65	8	2	43	12
SA-10 . . . . .	24	8	16	3	-	9	4
SA-16 . . . . .	18	11	7	-	-	5	2
SB-17 . . . . .	71	43	28	3	2	20	3
SB-29 . . . . .	6	2	4	1	-	3	-
SC-47 . . . . .	6	2	4	-	-	2	2
SH-5 . . . . .	12	6	6	1	-	4	1
SL-5 . . . . .	4	4	-	-	-	-	-
<u>Cargo</u> . . . . .	2,412	1,474	938	82	107	678	71
CB-17 . . . . .	4	4	-	-	-	-	-
VB-17 . . . . .	31	23	8	-	1	7	-
CB-25 . . . . .	47	31	16	1	1	14	-
VB-25 . . . . .	50	37	13	-	1	11	1
CB-26 . . . . .	2	1	1	-	1	-	-
VB-26 . . . . .	17	11	6	1	1	3	1
C-45 . . . . .	446	291	155	13	10	129	3
C-46 . . . . .	52	20	32	2	-	14	16
C-47/53 . . . . .	1,110	701	409	26	03	285	15
C-54 . . . . .	341	213	128	12	-	112	4
C-64 . . . . .	2	2	-	-	-	-	-
C-74 . . . . .	10	1	-	-	-	9	-
C-82 . . . . .	156	58	98	14	9	50	25
C-97 . . . . .	37	18	19	3	-	15	1
C-117 . . . . .	15	11	4	-	-	4	-



TABLE-107-- USAF ACTIVE AIRPLANES OUT OF COMMISSION (Continued)

Type and Model	Average Airplanes a/		Average Number of Airplanes Out of Commission				
	On Hand	In Commission	Total	Parts	Tech Order	Main-tenance	Other
JUNE 1950 - Continued							
<b>Cargo Cont'd . . .</b>							
C-118 . . . . .	1	1	-	-	-	-	-
C-119 . . . . .	81	46	35	10	-	20	5
C-121 . . . . .	9	4	5	-	-	5	-
C-124 . . . . .	1	1	-	-	-	-	-
<b>Trainer . . . . .</b>	<u>2,839</u>	<u>2,073</u>	<u>766</u>	<u>73</u>	<u>45</u>	<u>606</u>	<u>42</u>
T-6 . . . . .	1,519	1,246	273	19	4	237	13
T-7 . . . . .	66	52	14	2	1	11	-
T-11 . . . . .	6	4	2	-	-	2	-
T-28 . . . . .	4	2	2	-	-	2	-
T-29 . . . . .	8	6	2	-	-	2	-
T-33 . . . . .	136	67	69	17	2	33	17
TB-17 . . . . .	35	26	9	-	-	6	3
TB-25 . . . . .	684	452	232	17	21	192	2
TB-26 . . . . .	103	64	39	9	2	26	2
TB-29 . . . . .	9	5	4	-	-	4	-
TF-51 . . . . .	132	76	56	5	-	51	-
TF-80 . . . . .	70	31	39	3	7	24	5
TC-47 . . . . .	66	41	25	1	8	16	-
TH-5 . . . . .	1	1	-	-	-	-	-
<b>Communication . . . . .</b>	<u>241</u>	<u>138</u>	<u>103</u>	<u>29</u>	-	<u>60</u>	<u>14</u>
H-5 . . . . .	74	42	32	15	-	16	1
H-13 . . . . .	9	4	5	1	-	4	-
L-4 . . . . .	14	-	14	1	-	9	4
L-5 . . . . .	68	40	28	5	-	20	3
L-13 . . . . .	42	24	18	5	-	8	5
L-15 . . . . .	1	1	-	-	-	-	-
L-16 . . . . .	23	21	2	1	-	1	-
IC-126 . . . . .	10	6	4	1	-	2	1

a/ The data reflected are for the month shown and should not be compared with the quarterly averages shown elsewhere in the Statistical Digest.

(Includes USAF, Air Force-Reserve &amp; CAP Losses)

Type and Model	TOTAL	Beyond Economical Repair										Not Beyond Economical Repair				
		Total	Enemy Action	Flying Accident	Ground Accident	Natural Phenomena	Tested to Destruction	Fair Wear and Tear	Abnormal Deterioration In Use	Abnormal Storage Deterioration	Normal Storage Deterioration	Total	Obsolete	Reclamation Salvage & Survey	Class O/L	Transfer and Diversion
<b>Total . . . . .</b>	<b>4231</b>	<b>1117</b>	<b>12</b>	<b>586</b>	<b>29</b>	<b>59</b>	<b>25</b>	<b>235</b>	<b>8</b>	<b>1</b>	<b>162</b>	<b>3114</b>	<b>44</b>	<b>1469</b>	<b>150</b>	<b>1451</b>
<b>Bomber - Total . . . . .</b>	<b>661</b>	<b>192</b>	<b>4</b>	<b>88</b>	<b>7</b>	<b>2</b>	<b>11</b>	<b>75</b>	<b>2</b>	<b>1</b>	<b>3</b>	<b>469</b>	<b>4</b>	<b>321</b>	<b>27</b>	<b>87</b>
B-17 . . . . .	142	39	-	9	1	-	11	16	1	-	1	103	3	60	-	40
B-24 . . . . .	1	-	-	-	-	-	-	-	-	-	-	1	-	-	-	-
B-25 . . . . .	147	24	-	17	-	1	-	5	-	-	1	123	1	97	15	10
B-26 . . . . .	218	62	4	15	2	-	-	41	-	-	-	156	-	120	18	18
B-29 . . . . .	120	52	-	33	4	1	-	13	-	-	1	68	-	31	20	17
B-35 . . . . .	12	-	-	-	-	-	-	-	-	-	-	12	-	12	-	-
B-36 . . . . .	3	2	-	2	-	-	-	-	-	-	-	1	-	-	1	-
B-42 . . . . .	1	-	-	-	-	-	-	-	-	-	-	1	-	-	1	-
B-45 . . . . .	10	7	-	7	-	-	-	-	-	-	-	3	-	-	2	1
B-48 . . . . .	1	1	-	-	-	-	-	-	1	-	-	-	-	-	-	-
B-49 . . . . .	1	1	-	1	-	-	-	-	-	-	-	-	-	-	-	-
B-50 . . . . .	5	4	-	4	-	-	-	-	-	-	-	1	-	-	1	-
<b>Fighter - Total . . . . .</b>	<b>1754</b>	<b>354</b>	<b>4</b>	<b>278</b>	<b>11</b>	<b>1</b>	<b>1</b>	<b>57</b>	<b>1</b>	<b>1</b>	<b>1</b>	<b>1400</b>	<b>23</b>	<b>603</b>	<b>51</b>	<b>723</b>
F-24 . . . . .	2	-	-	-	-	-	-	-	-	-	-	2	2	-	-	-
F-47 . . . . .	142	14	-	12	1	-	-	1	-	-	-	128	-	2	3	123
F-51 . . . . .	669	134	-	77	5	-	-	51	1	-	-	535	14	240	11	270
F-61 . . . . .	59	5	-	2	2	-	-	1	-	-	-	54	7	45	-	2
F-63 . . . . .	306	-	-	-	-	-	-	-	-	-	-	306	-	305	-	1
F-80 . . . . .	155	101	2	93	2	1	-	2	-	-	1	54	-	1	28	25
F-82 . . . . .	40	26	2	22	-	-	-	-	-	-	-	14	-	8	4	2
F-84 . . . . .	351	51	-	50	1	-	-	-	-	-	-	300	-	-	2	298
F-86 . . . . .	26	21	-	20	-	-	-	1	-	-	-	5	-	1	2	2
F-87 . . . . .	1	-	-	-	-	-	-	-	-	-	-	1	-	1	-	-
F-89 . . . . .	1	1	-	1	-	-	-	-	-	-	-	-	-	-	-	-
F-94 . . . . .	2	1	-	1	-	-	-	-	-	-	-	1	-	-	1	-
<b>Recon. - Total . . . . .</b>	<b>1</b>	<b>1</b>	<b>-</b>	<b>-</b>	<b>-</b>	<b>-</b>	<b>-</b>	<b>-</b>	<b>-</b>	<b>-</b>	<b>-</b>	<b>1</b>	<b>-</b>	<b>1</b>	<b>-</b>	<b>-</b>
R-11 . . . . .	1	-	-	-	-	-	-	-	-	-	-	1	-	1	-	-
<b>Amphibious - Total . . . . .</b>	<b>28</b>	<b>14</b>	<b>-</b>	<b>3</b>	<b>-</b>	<b>-</b>	<b>-</b>	<b>10</b>	<b>-</b>	<b>-</b>	<b>1</b>	<b>14</b>	<b>2</b>	<b>11</b>	<b>-</b>	<b>1</b>
A-9 . . . . .	1	-	-	-	-	-	-	-	-	-	-	1	-	-	-	1
A-10 . . . . .	25	14	-	3	-	-	-	10	-	-	1	11	-	11	-	-
A-12 . . . . .	2	-	-	-	-	-	-	-	-	-	-	2	2	-	-	-
<b>Cargo - Total . . . . .</b>	<b>374</b>	<b>208</b>	<b>2</b>	<b>83</b>	<b>2</b>	<b>12</b>	<b>-</b>	<b>28</b>	<b>3</b>	<b>-</b>	<b>74</b>	<b>166</b>	<b>4</b>	<b>13</b>	<b>11</b>	<b>138</b>
C-45 . . . . .	35	30	-	10	-	10	-	9	1	-	-	5	-	1	-	4
C-46 . . . . .	111	94	-	12	2	-	-	6	-	-	74	17	1	11	3	2
C-47 . . . . .	153	53	-	36	2	2	-	11	2	-	-	100	1	-	1	98
C-53 . . . . .	1	1	-	-	-	-	-	1	-	-	-	-	-	-	-	-
C-54 . . . . .	25	16	3	13	-	-	-	-	-	-	-	9	-	-	5	4
C-64 . . . . .	5	2	-	2	-	-	-	-	-	-	-	3	2	1	-	-
C-82 . . . . .	43	12	-	10	1	-	-	1	-	-	-	31	-	-	1	30
C-119 . . . . .	1	-	-	-	-	-	-	-	-	-	-	1	-	-	1	-
<b>Trainer - Total . . . . .</b>	<b>461</b>	<b>119</b>	<b>-</b>	<b>72</b>	<b>1</b>	<b>20</b>	<b>1</b>	<b>17</b>	<b>1</b>	<b>-</b>	<b>-</b>	<b>342</b>	<b>-</b>	<b>91</b>	<b>22</b>	<b>229</b>
T-6 . . . . .	289	91	-	61	1	20	-	9	-	-	-	198	-	57	6	135
T-7 . . . . .	36	3	-	3	-	-	-	-	-	-	-	33	-	-	15	18
T-11 . . . . .	16	14	-	10	-	-	-	3	1	-	-	2	-	-	1	1
T-13 . . . . .	113	5	-	-	-	-	-	5	-	-	-	108	-	34	-	74
T-19 . . . . .	1	-	-	-	-	-	-	-	-	-	-	1	-	-	-	1
T-28 . . . . .	2	2	-	1	-	-	1	-	-	-	-	-	-	-	-	-
T-33 . . . . .	4	4	-	4	-	-	-	-	-	-	-	-	-	-	-	-
<b>Com. - Total . . . . .</b>	<b>567</b>	<b>131</b>	<b>1</b>	<b>44</b>	<b>2</b>	<b>7</b>	<b>44</b>	<b>1</b>	<b>-</b>	<b>-</b>	<b>29</b>	<b>436</b>	<b>11</b>	<b>164</b>	<b>9</b>	<b>252</b>
L-4 . . . . .	230	18	-	7	1	5	-	1	-	-	4	212	-	1	2	209
L-5 . . . . .	286	86	1	16	3	-	-	40	1	-	25	200	8	159	-	33
L-13 . . . . .	8	6	-	6	-	-	-	-	-	-	-	2	-	1	-	1
L-15 . . . . .	1	-	-	-	-	-	-	-	-	-	-	1	-	-	-	1
L-16 . . . . .	1	-	-	-	-	-	-	-	-	-	-	1	-	-	-	1
L-17 . . . . .	4	-	-	-	-	-	-	-	-	-	-	4	-	-	2	2
LC-126 . . . . .	2	2	-	2	-	-	-	-	-	-	-	-	-	-	-	-
H-5 . . . . .	16	12	-	9	-	-	-	3	-	-	-	4	-	1	2	1
H-6 . . . . .	12	5	-	2	1	2	-	-	-	-	-	7	3	-	-	4
H-9 . . . . .	1	-	-	-	-	-	-	-	-	-	-	1	-	1	-	-
H-10 . . . . .	1	1	-	1	-	-	-	-	-	-	-	-	-	-	-	-
H-12 . . . . .	1	-	-	-	-	-	-	-	-	-	-	1	-	1	-	-
H-13 . . . . .	4	1	-	1	-	-	-	-	-	-	-	3	-	-	3	-
<b>Glider and Aerial Target - Total . . . . .</b>	<b>385</b>	<b>99</b>	<b>-</b>	<b>11</b>	<b>-</b>	<b>17</b>	<b>12</b>	<b>4</b>	<b>-</b>	<b>1</b>	<b>54</b>	<b>286</b>	<b>-</b>	<b>265</b>	<b>-</b>	<b>21</b>
G-4 . . . . .	276	-	-	-	-	-	-	-	-	-	-	276	-	255	-	21
G-15 . . . . .	65	62	-	6	-	-	-	2	-	-	1	-	-	3	-	-
G-18 . . . . .	1	1	-	1	-	-	-	-	-	-	53	3	-	-	-	-
Q-14 . . . . .	43	36	-	4	-	17	12	2	-	-	1	7	-	7	-	-

Type and Model	FY 1949		FY 1950			
	31 March	30 June	30 September	31 December	31 March	30 June
<b>TOTAL</b>	<b>9,032</b>	<b>7,926</b>	<b>7,370</b>	<b>7,110</b>	<b>6,978</b>	<b>6,887</b>
<b>Bomber - Total . . .</b>	<b>2,486</b>	<b>2,429</b>	<b>2,370</b>	<b>2,322</b>	<b>2,336</b>	<b>2,216</b>
B-17 . . . . .	64	63	61	61	48	18
B-25 . . . . .	387	359	337	264	265	265
B-26 . . . . .	717	703	688	671	655	671
B-29 . . . . .	1,300	1,294	1,281	1,294	1,315	1,214
B-50 . . . . .	18	10	3	32	20	11
B-45 . . . . .	-	-	-	-	33	37
<b>Fighter - Total . . .</b>	<b>1,913</b>	<b>1,670</b>	<b>1,602</b>	<b>1,572</b>	<b>1,563</b>	<b>1,578</b>
F-47 . . . . .	833	779	741	746	747	747
F-51 . . . . .	948	856	793	783	789	747
F-80 . . . . .	30	12	38	33	17	58
F-82 . . . . .	10	10	10	10	10	26
F-84 . . . . .	89	13	20	-	-	-
F-81 . . . . .	2	-	-	-	-	-
F-61 . . . . .	1	-	-	-	-	-
<b>Reconnaissance-Total</b>	<b>120</b>	<b>133</b>	<b>157</b>	<b>146</b>	<b>149</b>	<b>144</b>
RB-26 . . . . .	10	20	30	23	23	23
RB-29 . . . . .	34	33	33	33	33	27
RF-51 . . . . .	48	37	37	37	38	38
RF-80 . . . . .	25	43	57	53	55	56
RF-61 . . . . .	3	-	-	-	-	-
<b>Search &amp; Rescue-</b>						
<b>Total . . . . .</b>	<b>1</b>	<b>2</b>	<b>2</b>	<b>1</b>	<b>1</b>	<b>-</b>
SB-17 . . . . .	1	2	2	-	1	-
SA-10 . . . . .	-	-	-	1	-	-
<b>Amphibious - Total .</b>	<b>15</b>	<b>12</b>	<b>10</b>	<b>-</b>	<b>-</b>	<b>-</b>
A-10 . . . . .	15	12	10	-	-	-
<b>Cargo - Total . . . .</b>	<b>546</b>	<b>218</b>	<b>187</b>	<b>159</b>	<b>115</b>	<b>105</b>
C-45 . . . . .	81	14	14	12	10	10
C-46 . . . . .	207	73	46	38	26	26
C-47 . . . . .	199	122	122	103	67	59
C-112 . . . . .	-	1	1	-	-	-
CB-25 . . . . .	4	4	4	1	1	1
C-54 . . . . .	-	-	-	4	2	-
VB-17 . . . . .	1	-	-	1	1	-
VB-26 . . . . .	2	1	-	-	7	8
C-53 . . . . .	6	-	-	-	-	-
C-82 . . . . .	13	2	-	-	-	-
C-64 . . . . .	32	-	-	-	-	-
ZA-9 . . . . .	1	1	-	-	-	-
CB-26 . . . . .	-	-	-	-	1	1
<b>Trainer - Total . . .</b>	<b>3,344</b>	<b>2,914</b>	<b>2,762</b>	<b>2,687</b>	<b>2,603</b>	<b>2,635</b>
T-6 . . . . .	1,015	1,114	1,124	1,110	1,054	1,126
T-7 . . . . .	261	260	199	190	177	154
T-11 . . . . .	295	291	217	217	214	216
TB-17 . . . . .	10	10	10	10	10	-
TB-25 . . . . .	148	143	130	77	60	61
TB-26 . . . . .	92	85	94	79	104	113
TB-29 . . . . .	512	513	511	509	501	480
TC-47 . . . . .	20	20	20	20	20	20
TF-47 . . . . .	412	378	378	378	378	378
TF-51 . . . . .	74	60	60	93	70	75
TRF-51 . . . . .	5	4	4	4	4	4
PT-13 . . . . .	500	36	15	-	-	-
T-33 . . . . .	-	-	-	-	11	8
<b>Communication-Total</b>	<b>607</b>	<b>548</b>	<b>280</b>	<b>223</b>	<b>211</b>	<b>209</b>
L-4 . . . . .	204	176	57	-	-	-
L-5 . . . . .	289	240	82	80	32	17
L-13 . . . . .	101	130	139	140	176	191
H-5 . . . . .	-	-	1	3	3	1
H-6 . . . . .	13	2	1	-	-	-

TABLE 110--USAF AIRCRAFT SPARE PARTS - VALUE IN INVENTORY AND ON-ORDER - 30 JUNE 1950

(Inventory figures include both active and inactive materials held for possible diversion to Foreign Aid Programs. Values of on-order materials include both initial spares and replenishment for aircraft already in service.)

Property Class	Manufacturer or Major Component	Value In Inventory	Value On-Order	No. of Active Items
	<b>Total</b> . . . . .	<b>\$1,178,962,316</b>	<b>\$218,566,351</b>	<b>219,614</b>
	<b>AIRFRAMES PARTS - TOTAL</b> . . . . .	<b>192,271,922</b>	<b>42,335,643</b>	<b>113,820</b>
01-B	Consolidated . . . . .	3,670,025	1,255,844	6,084
01-C	Curtiss . . . . .	8,034,533	0	4,441
01-D	Douglas . . . . .	53,555,560	7,209,357	27,226
01-E	Northrop . . . . .	0	1,816,520	3,941
01-F	Boeing . . . . .	47,636,439	10,270,184	24,234
01-G	Misc. . . . .	518,308	505,431	6,573
01-H	Beech . . . . .	8,113,790	144,630	3,205
01-L	Lockheed . . . . .	5,420,044	4,598,096	4,885
01-M	North American . . . . .	45,142,010	12,424,566	18,762
01-N	Republic . . . . .	14,884,059	1,737,921	5,310
01-R	Fairchild . . . . .	4,467,718	2,304,951	5,260
01-S	Cessna . . . . .	694,569	5,000	527
01-T	Bell . . . . .	100,419	63,145	2,288
01-U	Piper, Aeronca, Taylor . . . . .	34,448	0	1,084
	<b>COMPONENTS &amp; RELATED SPARE PARTS - TOTAL</b> . . . . .	<b>986,690,394</b>	<b>176,230,706</b>	<b>105,794</b>
02-B	Auxiliary Aircraft Engines . . . . .	6,749,911	213,779	764
02-C	Continental Engine Spare Parts . . . . .	1,000,195	13,379	860
02-D	Wright Engine Spare Parts . . . . .	118,154,432	4,200,435	3,233
02-E	Lycoming Engine Spare Parts . . . . .	1,827,693	0	970
02-Q	Jacobs Engine Spare Parts . . . . .	4,488	0	78
02-H	Pratt & Whitney Engine Spare Parts . . . . .	124,625,948	14,495,757	7,064
02-I	Allison Engine Spare Parts . . . . .	6,370,791	216,501	1,777
02-J	Packard Engine Spare Parts . . . . .	19,563,723	57,818	2,646
02-P	Franklin Engine Spare Parts . . . . .	474,056	2,728	1,166
02-Q	Jet Engines Spare Parts . . . . .	32,714,061	25,542,824	3,024
03-A	Propellers and Related Parts . . . . .	75,230,231	26,350,892	4,510
03-B	Wheels and Brakes Parts . . . . .	23,448,988	6,315,072	2,481
03-C	Aircraft Electrical Equipment . . . . .	93,231,009	10,579,333	12,110
03-D	Carburetors . . . . .	23,240,325	22,190,586	6,196
03-E	Superchargers . . . . .	19,622,969	3,180,917	1,012
03-F	Misc. Aircraft Accessories . . . . .	19,699,277	6,426,485	4,817
03-G	Hydraulic Struts . . . . .	16,972,884	4,860,410	3,606
03-H	Ignition Systems . . . . .	42,505,341	4,730,837	2,428
03-I	Fuel, Hydraulic, Vacuum Systems . . . . .	52,902,176	14,137,134	9,512
03-J	Aircraft Engine Accessories . . . . .	8,410,392	2,025,305	1,137
03-K	Breathing Oxygen Equipment . . . . .	7,898,709	288,259	515
03-L	Auxiliary Fuel Tanks . . . . .	12,589,903	46,745	311
03-M	Transmission Systems . . . . .	2,930,910	817,846	831
03-N	In-Flight Refueling Equipment . . . . .	106,837	213,705	362
04-A	Aircraft Hardware . . . . .	28,450,130	4,674,120	12,838
04-B	Rubber Materials . . . . .	2,140,906	660,656	2,089
04-C	Casings & Inner Tubes . . . . .	17,544,491	3,238,340	331
05-A	Navigation Instruments . . . . .	10,712,374	1,870,599	262
05-C	Flight Instruments . . . . .	39,300,853	566,998	244
05-D	Engine Instruments . . . . .	15,305,180	2,580,728	624
05-E	Instruments Maintenance Parts . . . . .	10,664,992	1,730,569	9,171
05-F	Automatic Pilots & Gyros . . . . .	11,118,360	2,156,795	257
05-G	Misc. Instruments . . . . .	8,221,815	1,406,905	800
05-H	Simulated Instruments . . . . .	610,321	26,125	173
11-A	Bombing Equipment . . . . .	52,882,324	3,840,934	2,581
11-B	Gunnery Equipment . . . . .	10,340,092	1,926,132	1,099
11-D	Local Fire Control . . . . .	2,320,332	0	854
11-E	Central Fire Control . . . . .	59,298,919	4,645,058	3,018
11-F	Guided Missiles . . . . .	7,504,056	0	43

TABLE-111- USAF INDUSTRIAL EQUIPMENT RESERVE - AS OF 30 JUNE 1950

(The industrial potential, in terms of machinery and equipment for which the AF is accountable, includes about 60,000 major items of machine tools and productive equipment on loan or lease to contractors in AF plants and plants owned by contractors. This total includes 3,120 items, formerly a part of this reserve, which have been withdrawn from storage. All machines and equipment on loan or lease are now being inventoried and will be included in the Central Control Inventory at AMC.)

Code	Industry Category Items	IN STORAGE	
		Number of Items	Estimated Value a/
	Total in Reserve - as of 30 June 1950 Recorded (Central Control Inventory at AMC)	34,695 34,695	\$ 296,147,512 296,147,512
	<u>Machine Tools (General Purpose and Special) - Total . . .</u>	<u>25,283</u>	<u>265,727,282</u>
34-11	Boring Machines . . . . .	1,132	13,880,314
34-12	Broaching Machines . . . . .	87	917,083
34-13	Drilling Machines . . . . .	3,439	19,231,074
34-14	Gear Cutting and Finishing Machines . . . . .	2,129	26,335,906
34-15	Grinding Machines . . . . .	7,773	91,898,694
34-16	Lathes . . . . .	5,175	65,867,319
34-17	Milling Machines . . . . .	4,059	38,897,550
34-18	Planers . . . . .	13	531,879
34-19	Miscellaneous Machine Tools . . . . .	1,576	8,167,463
	<u>Secondary Metal Forming Equipment - Total . . . . .</u>	<u>4,121</u>	<u>25,577,772</u>
34-41	Bending Machines . . . . .	476	1,072,727
34-42	Hydraulic Presses . . . . .	451	7,839,768
34-43	Mechanical Presses . . . . .	144	2,180,628
34-44	Manual Presses (Arbor, straightening, forcing, etc.) . . . . .	52	176,368
34-45	Shearing and Punching Machines . . . . .	141	248,862
34-46	Forging Machines . . . . .	144	4,394,056
34-47	Wire & Ribbon forming machines (not incl roll forming) . . . . .	4	2,530
34-48	Riveters . . . . .	609	1,443,751
34-49	Misc Secondary Metal Forming and Cutting Machines . . . . .	5	6,525
34-51	Welders-Electric Arc . . . . .	1,171	1,104,564
34-52	Electric Resistance Welding Machines . . . . .	924	7,107,993
	<u>Related Productive Equipment . . . . .</u>	<u>3,010</u>	<u>4,535,182</u>
	<u>Electric Motors . . . . .</u>	<u>2,181</u>	<u>307,276</u>

a/ Dollar value, represents estimated replacement cost of equivalent new machines at current prices, less rehabilitation cost of the reserve tools provided. Rehabilitation costs are assumed to be 20% of replacement cost of similar machines and include the cost of repairs and minor attachments and accessories for the tools.

Source: Industrial Planning Division - D/Logistics Plans

TABLE 112--STATUS OF GENERAL PURPOSE VEHICLES BY COMMAND

STATUS	Total	AMC	APG	ATRC	AU	ConAC	HqComd	SAC	USAFSS	STC
<b>31 December 1948</b>										
Authorized . . . . .	53,820	5,904	722	4,336	639	9,587	451	6,051	-	-
In Use . . . . .	54,303	7,138	722	4,681	1,035	9,467	451	6,429	-	-
Total on Property Acct.	65,704	11,009	722	4,793	1,035	10,203	451	6,541	-	-
<b>31 March 1949</b>										
Authorized . . . . .	54,585	6,105	727	4,124	552	8,976	533	6,030	-	-
In Use . . . . .	54,538	7,654	727	4,558	1,026	8,844	533	5,734	-	-
Total on Property Acct.	66,216	11,469	727	4,783	1,026	10,352	533	6,524	-	-
<b>30 June 1949</b>										
Authorized . . . . .	51,882	6,654	723	4,667	560	7,872	891	6,790	-	-
In Use . . . . .	52,702	8,193	723	4,697	1,024	8,106	1,043	6,307	-	-
Total on Property Acct.	63,980	12,768	723	4,989	1,024	9,282	1,060	7,259	-	-
<b>30 September 1949</b>										
Authorized . . . . .	48,286	6,482	727	4,346	660	8,146	904	6,957	-	-
In Use . . . . .	49,807	7,992	727	4,288	918	8,014	998	6,228	-	-
Total on Property Acct.	62,290	12,905	727	4,542	1,028	9,006	1,039	7,339	-	-
<b>31 December 1949</b>										
Authorized . . . . .	43,473	4,743	688	4,500	675	7,013	1,096	5,085	-	-
Active Use a/ . . . . .	43,128	5,809	657	3,944	785	5,805	1,050	5,735	-	358
Total on Property Acct.	59,057	11,351	724	4,445	833	6,789	1,148	6,613	-	358
<b>31 March 1950</b>										
Authorized . . . . .	37,984	4,778	705	4,028	752	5,275	947	4,760	-	163
Active Use a/ . . . . .	33,474	5,556	657	3,756	746	3,606	890	3,422	-	163
Total on Property Acct.	45,905	9,023	677	3,921	749	4,710	1,005	5,341	-	166
<b>30 June 1950</b>										
Authorized . . . . .	37,803	4,574	600	3,534	752	5,438	986	4,560	10	289
In Use . . . . .	34,095	5,434	592	3,692	737	3,676	896	3,111	-	201
Total on Property Acct.	45,672	8,045	619	3,799	752	4,807	913	5,152	10	318
IATS										
	Contl	o/s	Total	AAC	CairC	FEAF	USAFE	3rd ADiv	PAC	LRPGD
<b>31 December 1948</b>										
Authorized . . . . .	1,327	1,688	3,015	2,360	2,183	12,647	4,016	-	1,909	-
In Use . . . . .	1,421	1,824	3,315	3,002	1,961	11,289	3,493	-	1,320	-
Total on Property Acct.	1,494	2,089	3,583	3,090	2,623	14,788	5,444	-	1,422	-
<b>31 March 1949</b>										
Authorized . . . . .	1,306	1,904	3,210	2,738	1,862	12,008	5,742	416	1,562	-
In Use . . . . .	1,378	2,180	3,558	3,215	2,186	10,104	4,930	470	999	-
Total on Property Acct.	1,477	2,248	3,725	3,351	2,546	13,390	5,633	813	1,344	-
<b>30 June 1949</b>										
Authorized . . . . .	493	2,507	3,000	3,354	1,191	10,052	5,499	629	-	-
In Use . . . . .	557	2,983	3,540	3,257	2,013	8,724	4,439	636	-	-
Total on Property Acct.	601	3,600	4,201	3,611	2,383	10,605	5,151	924	-	-
<b>30 September 1949</b>										
Authorized . . . . .	512	2,446	2,958	2,658	1,047	8,872	3,968	561	-	-
In Use . . . . .	581	2,741	3,322	2,920	1,231	8,880	3,591	698	-	-
Total on Property Acct.	587	3,450	4,037	3,303	1,657	11,077	4,624	1,006	-	-
<b>31 December 1949</b>										
Authorized . . . . .	489	2,383	2,872	2,265	668	9,249	3,878	610	-	131
Active Use a/ . . . . .	482	2,694	3,176	2,571	681	8,585	3,346	505	-	121
Total on Property Acct.	591	3,355	3,946	3,180	1,325	12,051	5,193	980	-	121
<b>31 March 1950</b>										
Authorized . . . . .	620	b/	620	2,382	339	8,393	3,733	809	-	300
Active Use a/ . . . . .	444	b/	444	1,895	459	7,553	3,561	516	-	250
Total on Property Acct.	455	b/	455	2,641	865	9,829	5,201	1,058	-	264
<b>30 June 1950</b>										
Authorized . . . . .	439	2,517	2,956	2,001	220	7,203	3,561	835	-	284
Active Use a/ . . . . .	435	2,129	2,564	1,820	197	6,979	3,408	528	-	260
Total on Property Acct.	442	2,705	3,147	2,314	345	9,330	4,808	1,033	-	280

a/ See AF Reg 65-43, dated 19 December 1949; b/ Not Available

EV

PART VII.....

AIRCRAFT ENGINES AND PROPELLERS





## AIRCRAFT ENGINES AND PROPELLERS

The information contained in this section provides data on factory deliveries of military aircraft engines and propellers.

The data include number and type of engines, their unit power and average unit cost, procured by the USAF for USAF use and for the Navy, and all engines procured by the Navy for the USAF. In order to distinguish the difference in average unit cost of experimental, special test and prototype models and those models procured under usual production contracts, a separate tabulation is presented for each type of procurement, followed by a recapitulation of all factory deliveries of Jet and Reciprocating engines for the USAF.

Information on factory deliveries of propellers include the number and their average unit cost, by manufacturer and model.

Overall statistical data on the status of aircraft engines in Continental US and Overseas are presented in Tables 115, and 116.

Table Numbers 117 and 118 indicate the number of engines overhauled in Air Force depots and the average man-hours expended per major engine overhauled.

TABLE 113--FACTORY DELIVERIES OF

(Includes all engines bought by the USAF for USAF use and for the Navy; and all engines bought by the Navy  
 erage - Prices are subject to change due to

Line Number	Manufacturer, Model and Series	Unit Power Pounds Thrust or Horsepower Average	Fiscal Year 1949			
			3rd Quarter		4th Quarter	
			Number	Average Unit Cost	Number	Average Unit Cost
Production Contracts - Excludes Experi-						
1	Total		1448	\$ 38,890.38	1671	\$ 37,220.95
2	<u>Aircooled Motors, Syracuse, NY - Total</u>		-	-	-	-
3	0-335-3	178 H.P.	-	-	-	-
4	0-425-1	256 H.P.	-	-	-	-
5	0-425-5	245 H.P.	-	-	-	-
6	<u>Allison, Indianapolis, Ind - Total</u>		528	28,188.23	746	29,898.04
7	J33-A- 8 a/	4600 Lbs	14	33,765.00	49	33,765.00
8	-10 a/	4600 Lbs	11	22,475.00	11	22,475.00
9	-14 a/	4600 Lbs	-	-	5	20,958.00
10	-23	4600 Lbs	317	22,070.00	394	21,300.00
11	-31	4600 Lbs	10	21,390.00	-	-
12	-33	4600 Lbs	-	-	4	37,010.00
13	-35	4600 Lbs	-	-	-	-
14	J35-A- 4 a/	3750 Lbs	27	34,702.00	-	-
15	-13	3750 Lbs	75	36,937.20	-	-
16	-17	4900 Lbs	84	42,000.00	260	42,000.00
17	-17A	4900 Lbs	-	-	-	-
18	-19	4900 Lbs	-	-	23	36,400.00
19	-21	5100 Lbs	-	-	-	-
20	-25	5300 Lbs	-	-	-	-
21	<u>Contipental, Muskegon, Mich - Total</u>		191	903.99	112	1,200.40
22	0-190-1	85 H.P.	99	611.01	43	611.01
23	0-205-1	90 H.P.	35	651.80	-	-
24	0-470-7	205 H.P.	57	1,567.70	69	1,567.70
25	<u>Contipental - (A&amp;E) Muskegon, Mich - Total</u>		-	-	-	-
	R-975-34 a/	525 H.P.	-	-	-	-
26	<u>General Electric, Lockland, O - Total</u>		8	51,919.00	31	51,919.00
27	J47-GE- 7	5000 Lbs	5	51,919.00	7	51,919.00
28	- 9	5000 Lbs	3	51,919.00	2	51,919.00
29	-13	5200 Lbs	-	-	16	51,919.00
30	-15	5200 Lbs	-	-	6	51,919.00
31	-17	5375 Lbs	-	-	-	-
32	-19	5200 Lbs	-	-	-	-
33	<u>General Electric, West Lynn, Mass - Total</u>		262	75,759.00	275	52,517.00
	J47-GE- 1	4850 Lbs	2	75,759.00	-	-
34	- 3	4850 Lbs	5	75,759.00	-	-
35	- 7	5000 Lbs	215	75,759.00	197	52,517.00
36	- 9	5000 Lbs	40	75,759.00	77	52,517.00
37	-11	5200 Lbs	-	-	-	-
38	-13	5200 Lbs	-	-	1	52,517.00
39	-15	5200 Lbs	-	-	-	-
40	-19	5200 Lbs	-	-	-	-
41	<u>Pratt &amp; Whitney, E. Hartford, Conn - Total</u>		283	51,039.63	257	51,722.98
42	R-2180-11	1700 H.P.	-	-	-	-
43	R-4360-20 b/	3250 H.P.	58	51,856.99	25	53,345.15
44	-20W b/	3250 H.P.	-	-	-	-
45	-35 b/	3250 H.P.	150	51,057.00	217	51,057.00
46	-35A b/	3250 H.P.	72	50,345.00	28	50,345.00
47	-35AR b/	3250 H.P.	-	-	-	-
48	-41 b/	3250 H.P.	-	-	85	53,400.00
49	-43	4300 H.P.	3	a/	2	a/
50	<u>Wright-Aeronautical, Woodridge, NJ - Total</u>		166	37,972.07	150	35,133.69
51	74-9-C-18-BD-1	2500 H.P.	-	-	-	-
52	R-1300-1 a/	800 H.P.	3	13,749.00	3	15,836.33
53	R-1820-76A a/	1425 H.P.	-	-	17	16,452.00
54	-76B a/	1425 H.P.	-	-	-	-
55	-101 a/	1425 H.P.	-	-	-	-
56	R-3350-26WA a/	2700 H.P.	154	38,022.00	130	38,022.00
57	-30W a/	3250 H.P.	-	-	-	-
58	-75 a/	2500 H.P.	9	45,192.00	-	-



TABLE-113- FACTORY DELIVERIES OF MILITARY

	Manufacturer, Model and Series	Unit Power Pounds Thrust or Horsepower Average	Fiscal Year 1949			
			3rd Quarter		4th Quarter	
			Number	Average Unit Cost	Number	Average Unit Cost
Experimental, Special Test						
1	Total		2	\$ 170,389.00	16	\$ 207,674.44
2	Aircooled Motors, Syracuse, NY - Total		-	-	-	-
3	XO-425-7	285 H.P.	-	-	-	-
4	Allison, Indianapolis, Ind - Total		-	-	-	-
5	J33-A-16 a/	6150 Lbs	-	-	-	-
6	-27	5850 Lbs	-	-	-	-
7	Continental A & E - Total		1	98,500.00	-	-
8	XO-470-5	275 H.P.	1	98,500.00	-	-
9	General Electric, West Lynn, Mass - Total		5	184,766.80	11	191,030.91
10	XJ47-GE-5	5000 Lbs	4	183,000.00	1	183,000.00
11	XJ47-GE-17	5375 Lbs	-	-	-	-
12	T31-GE-3	1860 Lbs	1	191,834.00	10	191,834.00
13	Pratt & Whitney, E Hartford, Conn - Total		-	-	-	-
14	J48-P-1	6000 Lbs	-	-	-	-
15	Marquardt - Total		3	a/	-	-
16	XR J30-M4-1	1500 Lbs	3	a/	-	-
17	Wright-Aeronautical, Woodridge, NJ - Total		-	-	5	244,290.20
18	J34 a/	3000 Lbs	-	-	3	158,825.00
19	R-3350-77 a/	3250 H.P.	-	-	-	-
20	YR-3350-30 W a/	3250 H.P.	-	-	-	-
21	YR-3350-75 a/	2500 H.P.	-	-	-	-
22	YR-35-W-1 a/	6055 Lbs	-	-	2	372,488.00

RECAPITULATION of Factory Deliveries of Military Aircraft

	Manufacturer, Model and Series	Unit Power Pounds Thrust or Horsepower Average	Fiscal Year 1949			
			3rd Quarter		4th Quarter	
			Number	Total Lbs Thrust or H.P.	Number	Total Lbs Thrust or H.P.
23	Jet Engines - Total	4912 Lbs	816	3,788,610	1068	5,095,810
24	For USAF	4926 Lbs	764	3,572,360	998	4,775,700
25	For Navy	4483 Lbs	52	216,250	70	320,110
26	Reciprocating Engines - Total	2651 H.P.	641	1,387,125	619	1,557,775
27	For USAF	2860 H.P.	475	946,425	469	1,180,150
28	For Navy	2197 H.P.	166	440,700	150	377,625

a/ USAF for Navy.  
b/ Navy for USAF.

Source: Cost Control and Analysis Office, Comptroller's Dept - Hq, AMC.

## AIRCRAFT ENGINES FOR USAF (Continued)

Unit Power Pounds Thrust or Horsepower Average	Fiscal Year 1950								
	1st Quarter		2nd Quarter		3rd Quarter		4th Quarter		
	Number	Average Unit Cost	Number	Average Unit Cost	Number	Average Unit Cost	Number	Average Unit Cost	
and Prototype Models									
	-	-	11	\$ 80,513.45	13	\$ 62,902.77	10	\$ 100,228.10	1
285 H.P.	-	-	-	-	1	9,600.00	-	-	2
	-	-	-	-	1	9,600.00	-	-	3
6150 Lbs	-	-	-	-	-	-	2	63,137.50	4
5850 Lbs	-	-	-	-	-	-	1	60,000.00	5
	-	-	-	-	-	-	1	66,275.00	6
275 H.P.	-	-	-	-	-	-	-	-	7
	-	-	-	-	-	-	-	-	8
5000 Lbs	-	-	1	164,460.00	1	164,460.00	2	164,460.00	9
5375 Lbs	-	-	-	-	-	-	-	-	10
1860 Lbs	-	-	1	164,460.00	1	164,460.00	2	164,460.00	11
	-	-	-	-	-	-	-	-	12
6000 Lbs	-	-	2	14,300.00	-	-	2	14,300.00	13
	-	-	2	14,300.00	-	-	2	14,300.00	14
1500 Lbs	-	-	-	-	-	-	-	-	15
	-	-	-	-	-	-	-	-	16
3000 Lbs	-	-	8	54,398.50	11	58,516.00	4	65,271.50	17
3250 H.P.	-	-	-	-	-	-	-	-	18
3250 H.P.	-	-	-	-	-	-	1	88,832.00	19
2500 H.P.	-	-	2	81,574.00	4	81,574.00	1	81,574.00	20
6055 Lbs	-	-	6	45,340.00	7	45,340.00	2	45,340.00	21
	-	-	-	-	-	-	-	-	22
Engines (Includes Experimental, Special Test and Prototype Models)									
Unit Power Pounds Thrust or Horsepower Average	Fiscal Year 1950								
	1st Quarter		2nd Quarter		3rd Quarter		4th Quarter		
	Number	Total Lbs Thrust or H.P.	Number	Total Lbs Thrust or H.P.	Number	Total Lbs Thrust or H.P.	Number	Total Lbs Thrust or H.P.	
4912 Lbs	1175	5,792,400	1127	5,668,275	1091	5,221,775	1173	5,823,350	23
4926 Lbs	1152	5,686,600	1121	5,640,675	1019	5,166,575	1137	5,656,200	24
4483 Lbs	23	105,800	6	27,600	12	55,200	36	167,150	25
2651 H.P.	525	1,573,256	640	1,860,875	672	1,852,900	562	1,469,231	26
2860 H.P.	368	1,187,606	430	1,390,000	414	1,332,025	353	1,138,856	27
2197 H.P.	157	385,650	210	470,875	258	520,875	209	330,375	28

c/ Prices not available. Pratt and Whitney production contracts issued by the Navy for USAF-Exact prices available from Navy. The R4360-43 and XRJ30-MA-1 are on retired research and development contracts-Prices not available.

Command - and Type of Engine	FY 1949								FY 1950			
	31 Mar 1949				30 Jun 1949				30 Sep 1949			
	Total	In- stalled	Service- able	Re- parable	Total	In- stalled	Service- able	Re- parable	Total	In- stalled	Service- able	Re- parable
<b>Total</b>	<b>10,069</b>	<b>5,855</b>	<b>3,514</b>	<b>700</b>	<b>8,442</b>	<b>4,620</b>	<b>3,129</b>	<b>693</b>	<b>8,365</b>	<b>4,461</b>	<b>3,300</b>	<b>604</b>
<b>Alaskan Air Comd</b>	<b>1,118</b>	<b>524</b>	<b>537</b>	<b>57</b>	<b>1,175</b>	<b>537</b>	<b>588</b>	<b>50</b>	<b>1,215</b>	<b>559</b>	<b>635</b>	<b>21</b>
J-33	149	82	67	-	164	81	83	-	155	91	64	-
J-35	25	2	23	-	25	2	17	6	14	2	12	-
J-47	2	1	1	-	2	1	1	-	6	1	5	-
R-755	2	1	1	-	9	7	2	-	22	7	15	-
R-985	101	42	56	3	111	45	63	3	117	47	67	3
R-1340	36	9	27	-	40	11	29	-	40	11	29	-
R-1820	97	57	32	8	106	53	47	6	125	57	68	-
R-1830	216	127	66	23	219	137	71	11	233	143	90	-
R-2000	40	13	27	-	15	5	8	2	39	9	30	-
R-2600	8	2	3	3	38	10	25	3	8	2	3	3
R-2800	108	36	64	8	114	34	70	10	121	38	76	7
R-3350	147	129	14	4	172	129	42	1	223	129	94	7
R-4360	39	7	26	6	39	7	26	6	43	7	30	6
N-1610	3	-	3	-	3	-	3	-	-	-	-	-
O-170	-	-	-	-	2	-	2	-	10	-	10	-
O-405	3	1	2	-	3	1	2	-	3	1	2	-
O-425	1	-	-	1	1	-	-	1	1	-	-	1
O-435	20	10	10	-	20	9	11	-	20	9	11	-
V-1650	107	1	105	1	72	1	71	-	6	1	5	-
V-1710	14	4	10	-	20	4	15	1	29	4	24	1
<b>Caribbean Air Comd</b>	<b>807</b>	<b>491</b>	<b>223</b>	<b>93</b>	<b>691</b>	<b>394</b>	<b>210</b>	<b>87</b>	<b>519</b>	<b>321</b>	<b>172</b>	<b>26</b>
J-33	16	13	2	1	36	13	16	7	-	-	-	-
R-985	113	73	34	6	80	45	31	4	56	42	14	-
R-1340	26	14	11	1	26	13	12	1	23	11	12	-
R-1820	188	108	44	36	182	105	33	44	105	72	21	12
R-1830	271	154	72	45	258	152	79	27	252	158	82	12
R-2000	21	8	13	-	-	-	-	-	13	8	5	-
R-2600	4	2	1	1	21	10	8	3	3	2	1	-
R-2800	63	45	16	2	41	24	17	-	37	15	20	2
R-3350	2	-	2	-	2	-	2	-	-	-	-	-
L-440	1	-	1	-	1	-	1	-	1	-	1	-
O-300	28	23	5	-	20	15	5	-	5	-	5	-
O-425	-	-	-	-	-	-	-	-	-	-	-	-
O-435	30	21	8	1	24	17	6	1	24	13	11	-
O-470	-	-	-	-	-	-	-	-	-	-	-	-
V-1710	44	30	14	-	-	-	-	-	-	-	-	-
<b>USAF in Europe</b>	<b>3,170</b>	<b>2,071</b>	<b>872</b>	<b>227</b>	<b>2,545</b>	<b>1,581</b>	<b>674</b>	<b>290</b>	<b>1,930</b>	<b>1,087</b>	<b>626</b>	<b>217</b>
J-33	176	74	69	33	139	87	51	1	168	80	49	39
R-985	171	136	31	4	30	2	28	2	16	6	9	1
R-1340	79	54	20	5	37	20	15	2	34	20	13	1
R-1820	266	120	110	36	208	76	94	38	210	68	82	60
R-1830	664	410	177	77	589	322	174	93	547	286	197	64
R-2000	1,119	844	236	39	584	476	67	41	567	392	168	7
R-2600	-	-	-	-	412	312	64	36	-	-	-	-
R-2800	468	357	104	7	394	240	90	64	292	187	92	13
R-3350	66	-	45	21	9	4	2	3	-	-	-	-
R-4360	-	-	-	-	3	-	-	3	-	-	-	-
R-185	14	-	14	-	15	-	15	-	12	-	10	2
O-435	133	76	52	5	111	42	60	9	84	48	6	30
V-1650	14	-	14	-	14	-	14	-	-	-	-	-
<b>Far East Air Force</b>	<b>4,611</b>	<b>2,462</b>	<b>1,840</b>	<b>309</b>	<b>3,556</b>	<b>1,775</b>	<b>1,527</b>	<b>254</b>	<b>3,303</b>	<b>1,664</b>	<b>1,389</b>	<b>250</b>
J-33	274	127	126	21	261	142	89	30	286	146	104	36
R-550	2	-	2	-	2	-	2	-	2	-	2	-
R-585	2	2	-	-	-	-	-	-	-	-	-	-
R-670	12	-	12	-	10	-	10	-	10	-	10	-
R-985	221	99	117	5	170	72	97	1	173	73	97	3
R-1340	267	165	81	21	226	152	66	8	234	143	80	11
R-1820	491	311	133	47	160	57	82	21	161	60	97	4
R-1830	255	110	135	10	177	79	85	13	164	74	84	6
R-2000	309	91	169	49	61	20	32	9	181	90	72	19
R-2600	32	17	12	3	184	80	80	24	10	-	8	2
R-2800	1,329	786	482	61	1,128	588	491	49	1,074	517	462	95
R-3350	575	239	267	69	395	172	186	37	301	132	136	33
O-170	70	27	43	-	66	27	39	-	66	27	37	2
O-190	2	-	2	-	-	-	-	-	-	-	-	-
O-300	31	28	2	1	28	28	-	-	40	40	-	-
O-405	27	9	18	-	23	3	18	2	20	3	16	1

FY 1950												Command - and Type of Engine
31 Dec 1949				31 Mar 1950				30 Jun 1950				
Total	In- stalled	Service- able	Re- parable	Total	In- stalled	Service- able	Re- parable	Total	In- stalled	Service- able	Re- parable	
<u>8,089</u>	<u>4,248</u>	<u>3,384</u>	<u>457</u>	<u>7,901</u>	<u>4,098</u>	<u>3,282</u>	<u>521</u>	<u>7,348</u>	<u>3,760</u>	<u>3,106</u>	<u>482</u>	<u>Total</u>
<u>1,390</u>	<u>599</u>	<u>763</u>	<u>28</u>	<u>951</u>	<u>401</u>	<u>492</u>	<u>58</u>	<u>891</u>	<u>390</u>	<u>442</u>	<u>59</u>	<u>Alaskan Air Comd</u>
184	91	93	-	139	81	44	14	161	85	63	13	J-33
16	2	14	-	7	2	5	-	8	-	8	-	J-35
8	1	7	-	5	-	5	-	2	-	2	-	J-47
23	7	15	1	16	10	5	1	20	9	11	-	R-755
117	39	74	4	81	18	63	-	75	17	57	1	R-985
39	10	29	-	26	1	25	-	27	2	25	-	R-1340
145	61	81	3	78	44	31	3	82	48	32	2	R-1820
255	147	108	-	202	101	95	6	185	92	80	13	R-1830
95	41	54	-	120	60	56	4	115	64	45	6	R-2000
6	-	3	3	3	-	3	-	3	-	3	-	R-2600
123	38	76	9	59	17	42	-	58	12	44	2	R-2800
247	129	118	-	138	41	68	29	91	36	33	22	R-3350
48	11	31	6	16	1	14	1	6	-	6	-	R-4360
-	-	-	-	-	-	-	-	-	-	-	-	N-1610
17	-	17	-	10	-	10	-	10	-	10	-	O-170
6	1	5	-	1	-	1	-	-	-	-	-	O-405
1	-	-	1	4	2	2	-	6	3	3	-	O-425
21	9	12	-	9	-	9	-	9	-	9	-	O-435
1	-	1	-	-	-	-	-	-	-	-	-	V-1650
38	12	25	1	37	23	14	-	33	22	11	-	V-1710
<u>330</u>	<u>149</u>	<u>152</u>	<u>29</u>	<u>298</u>	<u>130</u>	<u>129</u>	<u>39</u>	<u>216</u>	<u>94</u>	<u>77</u>	<u>45</u>	<u>Caribbean Air Comd</u>
-	-	-	-	-	-	-	-	-	-	-	-	J-33
31	15	14	2	20	6	10	4	10	5	3	2	R-985
5	1	4	-	5	1	4	-	1	-	1	-	R-1340
46	12	23	11	44	12	21	11	26	4	10	12	R-1820
188	105	68	15	169	86	60	23	131	64	39	28	R-1830
12	4	8	-	10	4	6	-	10	4	6	-	R-2000
3	2	1	-	3	2	1	-	1	-	1	-	R-2600
21	5	16	-	21	5	16	-	11	5	6	-	R-2800
-	-	-	-	-	-	-	-	-	-	-	-	R-3350
1	-	1	-	1	-	1	-	-	-	-	-	L-440
5	-	5	-	5	-	5	-	5	-	5	-	O-300
-	-	-	-	9	9	-	-	9	8	-	1	O-425
18	5	12	1	10	5	4	1	10	4	4	2	O-435
-	-	-	-	1	-	1	-	2	-	2	-	O-470
-	-	-	-	-	-	-	-	-	-	-	-	V-1710
<u>1,548</u>	<u>864</u>	<u>604</u>	<u>80</u>	<u>1,554</u>	<u>879</u>	<u>580</u>	<u>95</u>	<u>1,480</u>	<u>830</u>	<u>535</u>	<u>115</u>	<u>USAF in Europe</u>
178	83	78	17	193	87	90	16	251	84	132	35	J-33
11	2	9	-	11	2	9	-	13	2	11	-	R-985
32	20	12	-	32	20	11	1	30	20	10	-	R-1340
140	52	74	14	134	52	72	10	121	48	62	11	R-1820
519	290	202	27	464	266	170	28	404	244	127	33	R-1830
242	124	114	4	255	144	92	19	234	152	80	2	R-2000
-	-	-	-	-	-	-	-	-	-	-	-	R-2600
354	242	106	6	393	257	120	16	381	249	109	23	R-2800
-	-	-	-	-	-	-	-	-	-	-	-	R-3350
-	-	-	-	-	-	-	-	-	-	-	-	R-4360
8	-	6	2	11	-	8	3	1	-	1	-	E-185
64	51	3	10	61	51	8	2	45	31	3	11	O-435
-	-	-	-	-	-	-	-	-	-	-	-	V-1650
<u>3,221</u>	<u>1,624</u>	<u>1,391</u>	<u>206</u>	<u>3,225</u>	<u>1,589</u>	<u>1,372</u>	<u>264</u>	<u>3,049</u>	<u>1,404</u>	<u>1,457</u>	<u>188</u>	<u>Far East Air Force</u>
584	317	233	34	772	409	262	101	816	448	284	84	J-33
2	-	2	-	-	-	-	-	-	-	-	-	R-550
9	-	9	-	2	-	2	-	1	-	1	-	R-585
197	98	91	8	199	110	84	5	189	100	88	1	R-670
219	146	64	9	245	134	95	16	207	130	68	9	R-985
160	50	98	12	146	52	85	9	186	60	124	2	R-1340
167	75	89	3	178	75	96	7	209	98	105	6	R-1820
225	124	70	31	270	124	128	18	314	120	181	13	R-1830
8	-	8	-	-	-	-	-	-	-	-	-	R-2000
777	332	405	40	624	329	261	34	380	172	200	8	R-2600
240	115	102	23	226	105	110	11	325	113	195	17	R-2800
38	-	38	-	37	-	37	-	20	1	18	1	R-3350
-	-	-	-	-	-	-	-	-	-	-	-	O-170
-	-	-	-	-	-	-	-	-	-	-	-	O-190
40	40	-	-	39	38	-	1	24	23	-	1	O-300
20	3	16	1	5	-	3	-	3	-	1	-	O-405

Command - and Type of Engine	FY 1949								FY 1950			
	31 Mar 1949				30 Jun 1949				30 Sep 1949			
	Total	In- stalled	Service- able	Re- parable	Total	In- stalled	Service- able	Re- parable	Total	In- stalled	Service- able	Re- parable
<u>Far East Air Force -</u> <u>Continued</u>												
O-435 . . . . .	148	63	81	4	105	38	63	4	74	23	49	2
O-470 . . . . .	-	-	-	-	-	-	-	-	-	-	-	-
V-1650 . . . . .	543	388	137	18	539	317	166	56	398	248	114	36
V-1710 . . . . .	21	-	21	-	21	-	21	-	109	88	21	-
<u>Joint Brazil - U. S.</u> <u>Military Com a/</u>												
R-1820 . . . . .	-	-	-	-	15	12	2	1	12	8	1	3
R-1830 . . . . .	-	-	-	-	5	4	1	-	1	-	-	1
R-1830 . . . . .	-	-	-	-	10	8	1	1	11	8	3	2
<u>MATS Overseas</u>	<u>363</u>	<u>307</u>	<u>42</u>	<u>14</u>	<u>460</u>	<u>321</u>	<u>128</u>	<u>11</u>	<u>1,182</u>	<u>768</u>	<u>336</u>	<u>78</u>
R-985 . . . . .	9	7	2	-	2	2	-	-	60	41	19	-
R-1340 . . . . .	6	2	2	2	2	2	-	-	10	4	6	-
R-1820 . . . . .	62	60	2	-	67	52	12	3	330	260	54	16
R-1830 . . . . .	82	58	15	9	117	88	28	1	232	162	49	21
R-2000 . . . . .	24	4	17	3	73	24	49	-	208	100	96	12
R-2600 . . . . .	-	-	-	-	2	2	-	-	-	-	-	-
R-2800 . . . . .	10	8	2	-	14	14	-	-	69	34	27	8
R-3350 . . . . .	166	164	2	-	181	137	37	7	214	134	61	19
R-4360 . . . . .	-	-	-	-	-	-	-	-	11	4	7	-
O-170 . . . . .	1	1	-	-	-	-	-	-	1	-	1	-
O-190 . . . . .	-	-	-	-	-	-	-	-	2	-	2	-
O-300 . . . . .	-	-	-	-	-	-	-	-	2	-	2	-
O-405 . . . . .	-	-	-	-	-	-	-	-	6	5	1	-
O-425 . . . . .	-	-	-	-	-	-	-	-	-	-	-	-
O-435 . . . . .	3	3	-	-	2	-	2	-	37	24	11	2
<u>Third Air Division</u>									<u>204</u>	<u>54</u>	<u>141</u>	<u>9</u>
J-33 . . . . .	-	-	-	-	-	-	-	-	-	-	-	-
R-985 . . . . .	-	-	-	-	-	-	-	-	-	-	-	-
R-1820 . . . . .	-	-	-	-	-	-	-	-	11	8	3	-
R-1830 . . . . .	-	-	-	-	-	-	-	-	60	46	14	-
R-2000 . . . . .	-	-	-	-	-	-	-	-	28	-	25	3
R-2800 . . . . .	-	-	-	-	-	-	-	-	5	-	5	-
R-3350 . . . . .	-	-	-	-	-	-	-	-	97	-	93	4
R-4360 . . . . .	-	-	-	-	-	-	-	-	3	-	1	2

a/ For engine reporting purposes JEUSMC is considered an Overseas Command.

Source: Cost Control and Analysis Office, Comptroller's Dept, Hq - AMC



FY 1950												Command - and Type of Engine
31 Dec 1949				31 Mar 1950				30 Jun 1950				
Total	In- stalled	Service- able	Re- parable	Total	In- stalled	Service- able	Re- parable	Total	In- stalled	Service- able	Re- parable	
<u>Far East Air Force - Continued</u>												
57	11	42	4	57	13	34	10	22	11	9	2	O-435
-	-	-	-	5	-	4	1	5	-	1	4	O-470
361	226	95	40	297	113	139	45	212	46	129	37	V-1650
117	87	29	1	123	87	32	4	136	82	53	1	V-1710
<u>Joint Brazil - U. S. Military Com S/</u>												
17	14	2	1	17	14	3	-	18	14	4	-	R-1820
4	4	-	-	5	4	1	-	6	4	2	-	R-1830
13	10	2	1	12	10	2	-	12	10	2	-	
<u>MATS Overseas</u>												
1,361	936	366	59	1,531	1,013	459	59	1,437	960	426	51	R-985
55	34	20	1	70	42	23	5	56	30	25	1	R-1340
10	3	7	-	10	3	7	-	7	-	5	2	R-1820
338	286	37	15	353	280	65	8	317	244	69	4	R-1830
223	162	50	11	244	180	57	7	192	126	60	6	R-2000
410	264	133	13	531	352	156	23	503	348	125	30	R-2600
-	-	-	-	-	-	-	-	2	-	-	2	R-2800
52	24	27	1	56	12	42	2	57	18	38	1	R-3350
217	132	67	18	186	110	64	12	224	162	60	2	R-4360
14	4	10	-	27	4	23	-	33	12	19	2	O-170
-	-	-	-	5	-	5	-	5	-	5	-	O-190
2	-	2	-	2	-	2	-	1	-	1	-	O-300
2	-	2	-	-	-	-	-	-	-	-	-	O-405
7	6	1	-	-	-	-	-	-	-	-	-	O-425
3	3	-	-	7	4	2	1	10	2	7	1	O-435
28	18	10	-	40	26	13	1	30	18	12	-	
222	62	106	54	325	72	247	6	257	68	165	24	<u>Third Air Division</u>
-	-	-	-	-	-	-	-	6	-	6	-	J-33
8	8	-	-	12	8	4	-	12	8	2	2	R-985
12	8	4	-	9	5	4	-	8	4	4	4	R-1820
71	46	19	6	67	51	16	-	72	48	19	5	R-1830
29	-	11	18	41	8	33	-	40	8	31	1	R-2000
5	-	5	-	5	-	5	-	5	-	5	-	R-2800
95	-	65	30	174	-	168	6	110	-	94	16	R-3350
2	-	2	-	17	-	17	-	4	-	4	-	R-4360

TABLE-115--STATUS OF AIRCRAFT ENGINES IN CONTINENTAL US

(Includes engines of Continental US Commands located Overseas, except MATS Overseas which are excluded. Also excludes engines of USAF Reserve Forces)

Type and Series	FY 1949		FY 1950			
	31 Mar	30 Jun	30 Sep	31 Dec	31 Mar	30 Jun
<u>Total</u>	<u>74,852</u>	<u>75,415</u>	<u>79,707</u>	<u>72,349</u>	<u>71,316</u>	<u>69,328</u>
Installed	19,301	19,464	20,159	20,188	20,162	20,510
Serviceable	22,750	23,310	25,904	23,329	24,340	22,743
Reparable	32,801	32,641	33,644	28,832	26,814	26,075
<u>J-30 - Total</u>	<u>-</u>	<u>-</u>	<u>-</u>	<u>1</u>	<u>1</u>	<u>4</u>
Installed	-	-	-	-	-	-
Serviceable	-	-	-	1	1	4
Reparable	-	-	-	-	-	-
<u>J-31 - Total</u>	<u>6</u>	<u>7</u>	<u>11</u>	<u>10</u>	<u>6</u>	<u>7</u>
Installed	1	-	-	-	-	-
Serviceable	5	6	9	9	6	7
Reparable	1	1	2	1	-	-
<u>J-33 - Total</u>	<u>1,589</u>	<u>1,706</u>	<u>1,859</u>	<u>2,140</u>	<u>2,130</u>	<u>2,226</u>
Installed	460	450	381	408	454	402
Serviceable	801	980	1,107	1,338	1,110	1,181
Reparable	328	276	371	394	566	643
<u>J-34 - Total</u>	<u>11</u>	<u>18</u>	<u>7</u>	<u>7</u>	<u>11</u>	<u>11</u>
Installed	4	4	4	4	4	4
Serviceable	7	13	2	2	2	2
Reparable	-	1	1	1	5	5
<u>J-35 - Total</u>	<u>1,321</u>	<u>1,470</u>	<u>1,549</u>	<u>1,912</u>	<u>2,125</u>	<u>2,126</u>
Installed	515	501	500	590	588	507
Serviceable	643	740	779	1,115	1,202	975
Reparable	163	229	270	207	335	644
<u>J-47 - Total</u>	<u>117</u>	<u>340</u>	<u>642</u>	<u>808</u>	<u>1,425</u>	<u>1,607</u>
Installed	68	118	278	343	429	525
Serviceable	8	60	128	155	791	937
Reparable	41	162	236	310	205	145
<u>R-550 - Total</u>	<u>13</u>	<u>10</u>	<u>12</u>	<u>8</u>	<u>-</u>	<u>-</u>
Installed	-	-	-	-	-	-
Serviceable	5	3	5	5	-	-
Reparable	8	7	7	3	-	-
<u>R-470 - Total</u>	<u>120</u>	<u>119</u>	<u>120</u>	<u>112</u>	<u>69</u>	<u>62</u>
Installed	-	-	-	-	-	-
Serviceable	111	109	110	105	66	59
Reparable	9	10	10	7	3	3
<u>R-680 - Total</u>	<u>275</u>	<u>364</u>	<u>310</u>	<u>280</u>	<u>292</u>	<u>292</u>
Installed	1	91	31	1	-	-
Serviceable	259	254	258	254	254	254
Reparable	15	19	21	25	38	38
<u>R-755 - Total</u>	<u>39</u>	<u>42</u>	<u>24</u>	<u>23</u>	<u>3</u>	<u>2</u>
Installed	-	2	1	1	1	1
Serviceable	36	36	19	19	-	1
Reparable	3	4	4	3	2	-
<u>R-975 - Total</u>	<u>5</u>	<u>5</u>	<u>2</u>	<u>1</u>	<u>2</u>	<u>2</u>
Installed	2	2	2	-	-	-
Serviceable	3	2	1	1	1	1
Reparable	-	1	-	-	2	2
<u>R-985 - Total</u>	<u>4,900</u>	<u>5,444</u>	<u>9,012</u>	<u>5,755</u>	<u>5,441</u>	<u>5,244</u>
Installed	1,923	1,950	2,144	2,187	2,192	2,220
Serviceable	1,038	1,249	4,707	1,170	1,313	1,260
Reparable	1,939	2,285	2,161	2,398	1,936	1,764
<u>R-1300 - Total</u>	<u>2</u>	<u>4</u>	<u>2</u>	<u>2</u>	<u>2</u>	<u>8</u>
Installed	-	-	-	-	-	4
Serviceable	3	4	2	2	2	3
Reparable	-	-	-	-	-	1
<u>R-1340 - Total</u>	<u>4,822</u>	<u>4,589</u>	<u>4,637</u>	<u>4,646</u>	<u>4,777</u>	<u>4,282</u>
Installed	2,240	2,120	2,116	2,107	2,140	1,958
Serviceable	642	712	794	875	990	706
Reparable	1,940	1,757	1,727	1,664	1,647	1,618
<u>R-1820 - Total</u>	<u>3,415</u>	<u>3,456</u>	<u>3,253</u>	<u>2,200</u>	<u>1,896</u>	<u>2,016</u>
Installed	584	716	712	554	488	552
Serviceable	439	848	828	1,322	1,225	1,242
Reparable	2,392	1,892	1,713	324	183	222
<u>R-1830 - Total</u>	<u>2,394</u>	<u>2,187</u>	<u>2,152</u>	<u>7,804</u>	<u>7,376</u>	<u>6,020</u>
Installed	2,050	2,116	2,146	2,146	2,222	2,198
Serviceable	3,907	3,517	3,263	2,583	2,672	2,026
Reparable	3,437	3,554	3,744	3,075	2,482	1,796
<u>R-2000 - Total</u>	<u>2,003</u>	<u>2,045</u>	<u>2,336</u>	<u>2,708</u>	<u>2,593</u>	<u>2,488</u>
Installed	732	788	1,076	1,132	1,016	992
Serviceable	915	565	559	838	1,256	1,107
Reparable	356	692	701	738	321	389
<u>R-2180 - Total</u>	<u>-</u>	<u>-</u>	<u>-</u>	<u>-</u>	<u>-</u>	<u>1</u>
Installed	-	-	-	-	-	-
Serviceable	-	-	-	-	-	1
Reparable	-	-	-	-	-	-

TABLE-115- STATUS OF AIRCRAFT ENGINES IN CONTINENTAL US (Continued)

Type and Series	FY 1949		FY 1950			
	31 Mar	30 Jun	30 Sep	31 Dec	31 Mar	30 Jun
<u>R-2600 - Total</u>	<u>4,662</u>	<u>5,171</u>	<u>5,223</u>	<u>4,435</u>	<u>4,363</u>	<u>4,377</u>
Installed	1,500	1,518	1,560	1,606	1,632	1,614
Serviceable	811	1,304	1,103	1,144	1,214	1,145
Reparable	2,351	2,349	2,560	1,687	1,517	1,618
<u>R-2800 - Total</u>	<u>13,569</u>	<u>13,095</u>	<u>13,359</u>	<u>12,075</u>	<u>11,797</u>	<u>11,639</u>
Installed	3,246	3,176	3,079	2,998	2,744	2,693
Serviceable	4,493	4,207	4,482	4,909	3,109	5,093
Reparable	5,830	5,712	5,798	4,168	3,944	3,853
<u>R-3350 - Total</u>	<u>16,107</u>	<u>15,393</u>	<u>14,766</u>	<u>14,784</u>	<u>14,381</u>	<u>14,141</u>
Installed	3,052	2,844	3,000	2,932	2,920	3,024
Serviceable	5,331	5,203	4,224	3,598	3,276	2,868
Reparable	7,724	7,346	7,542	8,254	8,185	8,249
<u>R-4360 - Total</u>	<u>1,284</u>	<u>1,589</u>	<u>1,832</u>	<u>2,066</u>	<u>2,478</u>	<u>2,967</u>
Installed	724	894	1,014	1,180	1,412	1,978
Serviceable	481	585	560	554	578	549
Reparable	79	110	258	332	488	440
<u>A-65 - Total</u>	<u>1</u>	<u>2</u>	<u>1</u>	<u>1</u>	<u>1</u>	<u>1</u>
Installed	-	-	-	-	-	-
Serviceable	-	-	-	-	-	-
Reparable	1	2	1	1	1	1
<u>C-858-FJ - Total</u>	<u>7</u>	<u>2</u>	<u>1</u>	<u>1</u>	<u>-</u>	<u>-</u>
Installed	-	-	-	-	-	-
Serviceable	6	3	-	-	-	-
Reparable	1	6	1	1	-	-
<u>C-908-FJ - Total</u>	<u>3</u>	<u>-</u>	<u>-</u>	<u>-</u>	<u>-</u>	<u>-</u>
Installed	-	-	-	-	-	-
Serviceable	-	-	-	-	-	-
Reparable	3	-	-	-	-	-
<u>E-185 - Total</u>	<u>1</u>	<u>-</u>	<u>1</u>	<u>-</u>	<u>-</u>	<u>-</u>
Installed	-	-	-	-	-	-
Serviceable	-	-	-	-	-	-
Reparable	1	-	1	-	-	-
<u>I-440 - Total</u>	<u>189</u>	<u>165</u>	<u>165</u>	<u>140</u>	<u>136</u>	<u>106</u>
Installed	1	1	1	1	1	-
Serviceable	146	146	146	136	135	106
Reparable	42	18	18	3	-	-
<u>O-170 - Total</u>	<u>1,942</u>	<u>1,985</u>	<u>1,967</u>	<u>773</u>	<u>649</u>	<u>662</u>
Installed	232	257	258	222	210	205
Serviceable	689	602	501	433	390	392
Reparable	1,021	1,126	1,188	118	49	65
<u>O-190 - Total</u>	<u>89</u>	<u>232</u>	<u>239</u>	<u>224</u>	<u>207</u>	<u>193</u>
Installed	-	-	-	-	3	3
Serviceable	61	169	214	213	175	190
Reparable	28	66	25	11	29	-
<u>O-200 - Total</u>	<u>20</u>	<u>19</u>	<u>19</u>	<u>19</u>	<u>18</u>	<u>19</u>
Installed	-	-	-	-	-	-
Serviceable	18	-	18	18	17	18
Reparable	2	19	1	1	1	1
<u>O-205 - Total</u>	<u>84</u>	<u>70</u>	<u>87</u>	<u>90</u>	<u>92</u>	<u>43</u>
Installed	21	21	20	20	20	20
Serviceable	44	10	15	7	3	-
Reparable	19	39	52	63	69	23
<u>O-290 - Total</u>	<u>21</u>	<u>22</u>	<u>21</u>	<u>16</u>	<u>21</u>	<u>17</u>
Installed	3	3	1	1	1	1
Serviceable	18	13	11	11	17	13
Reparable	-	6	9	4	3	3
<u>O-300 - Total</u>	<u>208</u>	<u>190</u>	<u>184</u>	<u>87</u>	<u>87</u>	<u>80</u>
Installed	38	29	27	24	24	14
Serviceable	69	52	53	47	51	51
Reparable	101	109	104	16	12	15
<u>C-335 - Total</u>	<u>50</u>	<u>47</u>	<u>43</u>	<u>52</u>	<u>52</u>	<u>22</u>
Installed	11	11	11	10	10	10
Serviceable	22	5	5	21	10	9
Reparable	17	31	27	21	32	3
<u>O-405 - Total</u>	<u>223</u>	<u>123</u>	<u>119</u>	<u>112</u>	<u>23</u>	<u>86</u>
Installed	12	4	-	-	-	-
Serviceable	98	54	82	83	21	82
Reparable	113	65	37	29	2	4
<u>O-425 - Total</u>	<u>220</u>	<u>245</u>	<u>223</u>	<u>198</u>	<u>172</u>	<u>136</u>
Installed	65	86	93	82	45	31
Serviceable	22	28	42	106	111	99
Reparable	133	131	88	10	16	6
<u>O-435 - Total</u>	<u>1,405</u>	<u>1,478</u>	<u>1,519</u>	<u>1,651</u>	<u>1,691</u>	<u>1,414</u>
Installed	96	74	102	111	111	111
Serviceable	347	368	358	445	418	419
Reparable	962	1,036	1,059	1,095	1,162	884

TABLE-115 - STATUS OF AIRCRAFT ENGINES IN CONTINENTAL US (Continued)

Type and Series	FY 1949		FY 1950			
	31 Mar	30 Jun	30 Sep	31 Dec	31 Mar	30 Jun
<u>O-470 - Total</u> . . . . .	65	150	154	150	123	73
Installed . . . . .	3	4	2	1	-	-
Serviceable . . . . .	49	125	94	91	37	20
Reparable . . . . .	13	21	58	58	86	53
<u>V-1650 - Total</u> . . . . .	5,667	5,604	5,972	6,182	6,063	6,164
Installed . . . . .	1,307	1,298	1,284	1,221	1,199	1,199
Serviceable . . . . .	767	890	923	1,218	1,441	1,487
Reparable . . . . .	3,593	3,416	3,765	3,743	3,423	3,478
<u>V-1710 - Total</u> . . . . .	928	975	899	874	810	788
Installed . . . . .	408	385	315	308	296	244
Serviceable . . . . .	454	447	500	500	445	536
Reparable . . . . .	136	142	83	66	69	108
<u>V-3420 - Total</u> . . . . .	2	2	2	2	2	2
Installed . . . . .	-	-	-	-	-	-
Serviceable . . . . .	2	1	2	1	1	1
Reparable . . . . .	-	1	1	1	1	1
<u>XT-31 - Total</u> . . . . .	2	-	-	-	-	-
Installed . . . . .	2	-	-	-	-	-
Serviceable . . . . .	-	-	-	-	-	-
Reparable . . . . .	-	-	-	-	-	-

Source: Cost Control and Analysis Office, Comptroller's Dept, Hq - AMC

TABLE 116—STATUS OF AIRCRAFT ENGINES OVERSEAS

(Excludes engines of Continental US Commands located Overseas, except MATS Overseas which are included. Also excludes engines of USAF Reserve Forces)

Type and Series	FY 1949		FY 1950			
	31 Mar	30 Jun	30 Sep	31 Dec	31 Mar	30 Jun
<u>Total</u>	<u>10,069</u>	<u>8,442</u>	<u>8,365</u>	<u>8,089</u>	<u>7,901</u>	<u>7,348</u>
Installed	5,855	4,620	4,461	4,248	4,098	3,760
Serviceable	3,514	3,129	3,300	3,384	3,282	3,106
Reparable	700	693	604	457	521	482
<u>J-33 - Total</u>	<u>615</u>	<u>600</u>	<u>609</u>	<u>946</u>	<u>1,104</u>	<u>1,234</u>
Installed	296	323	317	491	577	617
Serviceable	264	239	217	404	396	485
Reparable	55	38	75	51	131	132
<u>J-35 - Total</u>	<u>25</u>	<u>25</u>	<u>14</u>	<u>16</u>	<u>7</u>	<u>8</u>
Installed	2	2	2	2	2	-
Serviceable	23	17	12	14	5	8
Reparable	-	6	-	-	-	-
<u>J-47 - Total</u>	<u>2</u>	<u>2</u>	<u>6</u>	<u>8</u>	<u>5</u>	<u>2</u>
Installed	1	1	1	1	-	-
Serviceable	1	1	5	7	5	2
Reparable	-	-	-	-	-	-
<u>R-550 - Total</u>	<u>2</u>	<u>2</u>	<u>2</u>	<u>2</u>	<u>-</u>	<u>-</u>
Installed	-	-	-	-	-	-
Serviceable	2	2	2	2	-	-
Reparable	-	-	-	-	-	-
<u>R-585 - Total</u>	<u>2</u>	<u>-</u>	<u>-</u>	<u>-</u>	<u>-</u>	<u>-</u>
Installed	2	-	-	-	-	-
Serviceable	-	-	-	-	-	-
Reparable	-	-	-	-	-	-
<u>R-670 - Total</u>	<u>12</u>	<u>10</u>	<u>10</u>	<u>9</u>	<u>2</u>	<u>1</u>
Installed	-	-	-	-	-	-
Serviceable	12	10	10	9	2	1
Reparable	-	-	-	-	-	-
<u>R-755 - Total</u>	<u>2</u>	<u>9</u>	<u>22</u>	<u>23</u>	<u>16</u>	<u>20</u>
Installed	1	7	7	7	10	9
Serviceable	1	2	15	15	5	11
Reparable	-	-	-	1	1	-
<u>R-985 - Total</u>	<u>615</u>	<u>393</u>	<u>422</u>	<u>419</u>	<u>393</u>	<u>355</u>
Installed	357	166	209	196	186	162
Serviceable	240	219	206	208	193	186
Reparable	18	8	7	15	14	7
<u>R-1340 - Total</u>	<u>414</u>	<u>331</u>	<u>341</u>	<u>305</u>	<u>318</u>	<u>272</u>
Installed	244	198	189	180	159	152
Serviceable	141	122	140	116	142	109
Reparable	29	11	12	9	17	11
<u>R-1820 - Total</u>	<u>1,104</u>	<u>728</u>	<u>943</u>	<u>845</u>	<u>769</u>	<u>746</u>
Installed	656	347	525	473	449	412
Serviceable	321	269	325	317	279	308
Reparable	127	112	93	55	41	31
<u>R-1830 - Total</u>	<u>1,488</u>	<u>1,370</u>	<u>1,499</u>	<u>1,436</u>	<u>1,336</u>	<u>1,205</u>
Installed	859	786	877	835	769	682
Serviceable	465	438	517	538	496	432
Reparable	164	146	105	63	71	91
<u>R-2000 - Total</u>	<u>1,513</u>	<u>733</u>	<u>1,036</u>	<u>1,013</u>	<u>1,227</u>	<u>1,216</u>
Installed	960	525	599	557	692	696
Serviceable	462	156	396	390	471	468
Reparable	91	52	41	66	64	52
<u>R-2600 - Total</u>	<u>44</u>	<u>657</u>	<u>21</u>	<u>17</u>	<u>6</u>	<u>6</u>
Installed	21	414	4	2	2	-
Serviceable	16	177	12	12	4	4
Reparable	7	66	5	3	-	2
<u>R-2800 - Total</u>	<u>1,978</u>	<u>1,691</u>	<u>1,598</u>	<u>1,332</u>	<u>1,158</u>	<u>892</u>
Installed	1,232	900	791	641	620	456
Serviceable	668	668	682	635	486	402
Reparable	78	123	125	56	52	34

TABLE-116- STATUS OF AIRCRAFT ENGINES OVERSEAS (Continued)

Type and Series	FY 1949		FY 1950			
	31 Mar	30 Jun	30 Sep	31 Dec	31 Mar	30 Jun
<u>R-3350 - Total</u>	956	759	835	799	724	750
Installed	532	442	395	376	256	311
Serviceable	330	269	384	352	410	382
Reparable	94	48	56	71	58	57
<u>R-4360 - Total</u>	39	42	57	64	60	43
Installed	7	7	11	15	5	12
Serviceable	26	26	38	43	54	29
Reparable	6	9	8	6	1	2
<u>E-185 - Total</u>	14	15	12	8	11	1
Installed	-	-	-	-	-	-
Serviceable	14	15	10	6	8	1
Reparable	-	-	2	2	3	-
<u>L-440 - Total</u>	1	1	1	1	1	-
Installed	-	-	-	-	-	-
Serviceable	1	1	1	1	1	-
Reparable	-	-	-	-	-	-
<u>N-1610 - Total</u>	3	3	-	-	-	-
Installed	-	-	-	-	-	-
Serviceable	3	3	-	-	-	-
Reparable	-	-	-	-	-	-
<u>O-170 - Total</u>	71	68	77	55	52	35
Installed	28	27	27	-	-	1
Serviceable	43	41	48	55	52	33
Reparable	-	-	2	-	-	1
<u>O-190 - Total</u>	2	-	2	2	2	1
Installed	-	-	-	-	-	-
Serviceable	2	-	2	2	2	1
Reparable	-	-	-	-	-	-
<u>O-300 - Total</u>	59	48	47	47	44	29
Installed	51	43	40	40	38	23
Serviceable	7	5	7	7	5	5
Reparable	1	-	-	-	1	1
<u>O-405 - Total</u>	30	26	29	33	6	2
Installed	10	4	9	10	-	-
Serviceable	20	20	19	22	4	1
Reparable	-	2	1	1	2	2
<u>O-425 - Total</u>	1	1	1	4	20	25
Installed	-	-	-	3	15	13
Serviceable	-	-	-	-	4	10
Reparable	1	1	1	1	1	2
<u>O-435 - Total</u>	334	262	239	188	177	116
Installed	173	106	117	94	95	64
Serviceable	151	142	88	79	68	37
Reparable	10	14	34	15	14	15
<u>O-470 - Total</u>	-	-	-	-	6	7
Installed	-	-	-	-	-	-
Serviceable	-	-	-	-	5	3
Reparable	-	-	-	-	1	4
<u>V-1650 - Total</u>	664	625	404	362	297	212
Installed	389	318	249	226	113	46
Serviceable	256	251	119	96	139	129
Reparable	19	56	36	40	45	37
<u>V-1710 - Total</u>	79	41	138	155	160	169
Installed	34	4	92	99	110	106
Serviceable	45	36	45	54	46	64
Reparable	-	1	1	2	4	1

Source: Cost Control and Analysis Office, Comptroller's Dept, Hq - AMC

TABLE 117—AVERAGE OPERATING HOURS OF AIRPLANE ENGINES OVERHAULED SINCE MANUFACTURE OR BETWEEN MAJOR OVERHAUL - IN CONTINENTAL U.S. BY TYPE OF ENGINE

(Data are based on the number of engines overhauled on a work-order basis. Engines on a specific work-order are reflected in the reporting period in which the work order is compiled and not within the reporting period of the actual overhaul)

Engine Type	31 Mar 1949		30 Jun 1949		30 Sep 1949		31 Dec 1949		31 Mar 1950		30 Jun 1950	
	Engines Overhauled	Average Oper Hours Per Engine	Engines Overhauled	Average Oper Hours Per Engine	Engines Overhauled	Average Oper Hours Per Engine	Engines Overhauled	Average Oper Hours Per Engine	Engines Overhauled	Average Oper Hours Per Engine	Engines Overhauled	Average Oper Hours Per Engine
J-33 . . . . .	425	91	501	97	482	100	327	98	325	96	330	99
J-35 . . . . .	312	39	395	41	408	45	392	55	385	64	348	74
J-47 . . . . .	a/	a/	a/	a/	34	11	83	17	180	30	290	39
R-985 . . . . .	339	871	559	889	715	871	538	842	429	839	330	858
R-1340 . . . . .	425	797	663	749	694	716	559	791	580	818	376	766
R-1820 . . . . .	a/	a/	a/	a/	a/	a/	a/	a/	a/	a/	a/	a/
R-1830 . . . . .	257	639	221	690	153	670	71	570	109	642	147	686
R-2000 . . . . .	519	625	354	617	275	516	201	475	300	456	395	477
R-2600 . . . . .	804	580	874	540	509	569	411	531	533	586	536	616
R-2800 . . . . .	259	327	289	427	384	515	484	596	377	604	140	519
R-3350 . . . . .	1243	224	1166	229	1152	227	902	229	926	230	1076	222
R-4360 . . . . .	52	177	76	182	141	205	210	254	251	266	305	255
O-190 . . . . .	a/	a/	a/	a/	a/	a/	a/	a/	a/	a/	12	315
O-205 . . . . .	a/	a/	a/	a/	a/	a/	a/	a/	a/	a/	a/	a/
O-335 . . . . .	a/	a/	a/	a/	a/	a/	15	178	13	204	a/	a/
O-425 . . . . .	a/	a/	a/	a/	a/	a/	a/	a/	16	163	20	113
O-435 . . . . .	32	302	15	414	17	440	45	247	38	204	19	321
O-470 . . . . .	a/	a/	a/	a/	a/	a/	a/	a/	17	223	a/	a/
V-1650 . . . . .	186	188	273	207	448	190	356	181	248	200	314	216
V-1710 . . . . .	12	17	29	85	94	113	97	134	99	259	121	298

a/ No overhauls during quarter or insufficient engines disassembled to provide a reliable average.

Source: Cost Control and Analysis Office, Comptroller's Dep't, Hq, AMC

TABLE 118--AVERAGE MAN HOURS EXPENDED PER MAJOR AIRPLANE ENGINE OVERHAUL AT AIR MATERIEL  
COMMAND AIR DEPOTS IN CONTINENTAL US, BY TYPE OF ENGINE

Engine Type	31 Mar 1949		30 Jun 1949		30 Sep 1949		31 Dec 1949		31 Mar 1950		30 Jun 1950	
	Engines Overhauled	Average Oper Hours Per Engine	Engines Overhauled	Average Oper Hours Per Engine	Engines Overhauled	Average Oper Hours Per Engine	Engines Overhauled	Average Oper Hours Per Engine	Engines Overhauled	Average Oper Hours Per Engine	Engines Overhauled	Average Oper Hours Per Engine
J-33 . . . . .	149	289	386	318	518	305	278	328	615	315	295	372
J-35 . . . . .	183	348	106	416	238	430	150	433	311	393	16	453
J-47 . . . . .	a/	a/	a/	a/	a/	a/	3	572	32	550	44	441
R-985 . . . . .	273	181	a/	a/	1244	195	252	125	14	127	282	236
R-1340 . . . . .	365	196	145	208	1238	214	153	108	305	173	372	194
R-1830 . . . . .	345	261	599	263	150	235	66	227	50	499	274	378
R-2000 . . . . .	266	300	1483	328	337	334	912	371	924	329	313	357
R-2600 . . . . .	550	336	298	320	399	326	448	317	249	306	327	284
R-2800 . . . . .	50	690	412	499	293	510	313	433	262	439	271	349
R-3350 . . . . .	1807	400	196	402	1435	410	261	417	1416	490	524	476
R-4360 . . . . .	35	1066	7	1310	109	1158	59	889	107	1061	126	996
O-190 . . . . .	a/	a/	a/	a/	a/	a/	14	161	24	165	6	132
O-200 . . . . .	a/	a/	a/	a/	1	137	a/	a/	a/	a/	a/	a/
O-205 . . . . .	a/	a/	a/	a/	a/	a/	a/	a/	a/	a/	14	126
O-290 . . . . .	a/	a/	a/	a/	a/	a/	a/	a/	a/	a/	2	224
O-335 . . . . .	a/	a/	a/	a/	a/	a/	a/	a/	6	292	11	215
O-425 . . . . .	a/	a/	a/	a/	5	265	a/	a/	24	175	99	182
O-435 . . . . .	172	135	50	126	a/	a/	119	181	91	154	34	180
O-470 . . . . .	a/	a/	a/	a/	a/	a/	1	323	23	208	2	236
V-1650 . . . . .	219	440	358	391	253	415	513	399	352	357	284	429
V-1710 . . . . .	a/	a/	a/	a/	14	756	59	542	113	580	88	484

a/ No overhauls during period.

Source: Cost Control and Analysis Office, Comptroller's Dept, Hq - AMC.



TABLE 119—FACTORY DELIVERIES OF MILITARY AIRCRAFT PROPELLERS

(Excludes Navy for Navy. Unit cost represents the average contract price - Different contract prices for similar models were weighted on the basis of the number of propellers)

Manufacturer and Model	FY 1949				FY 1950							
	3rd Qtr		4th Qtr		1st Qtr		2nd Qtr		3rd Qtr		4th Qtr	
	No	Average Unit Cost	No	Average Unit Cost	No	Average Unit Cost	No	Average Unit Cost	No	Average Unit Cost	No	Average Unit Cost
<b>Total</b>	<b>322</b>	<b>\$13,991.00</b>	<b>570</b>	<b>\$12,781.00</b>	<b>539</b>	<b>\$13,634.00</b>	<b>553</b>	<b>\$14,272.00</b>	<b>514</b>	<b>\$15,926.00</b>	<b>717</b>	<b>\$12,927.00</b>
<b>Aero Products:</b>												
A-42-B-1 . . .	-	-	60	2,276.12	30	2,276.12	-	-	-	-	81	2,288.50
A-64-C-8 <u>a/</u>	105	4,066.40	125	3,731.64	135	3,731.64	110	3,731.64	60	3,731.64	60	4,313.95
A-64-FN <u>b/</u>	-	-	-	-	6	38,177.69	8	38,177.49	3	38,177.49	-	-
<b>Curtiss-Wright:</b>												
C-532-S <u>c/</u> . . .	-	-	-	-	3	4,982.51	11	4,982.51	16	4,982.51	68	4,982.51
C-634-S . . .	-	-	-	-	-	-	4	7,968.00	35	7,968.00	75	12,073.82
C-636-SP . . .	65	28,180.99	78	28,180.99	88	28,352.02	94	28,352.02	132	28,352.00	104	28,352.02
C-644-SB . . .	117	15,005.37	211	15,005.37	188	15,008.49	133	15,008.49	203	15,008.49	182	15,033.70
C-736-SP . . .	-	-	-	-	-	-	-	-	-	-	3	30,209.98
<b>Hamilton-Standard:</b>												
23260 <u>b/</u> <u>d/</u>	-	-	-	-	4	9,801.00	80	9,801.00	25	9,801.00	20	9,801.00
24260 <u>b/</u> <u>e/</u>	35	14,025.00	81	14,977.00	73	14,977.00	107	14,977.00	22	14,977.00	93	14,977.00
24E60 <u>b/</u> <u>d/</u>	-	-	-	-	-	-	-	-	-	-	-	Completed
43 D-50 <u>b/</u> <u>e/</u>	-	-	15	6,966.00	12	6,966.00	6	6,966.00	18	6,966.00	31	6,966.00

a/ USAF for Navy.

b/ Navy for USAF.

c/ Blades used in C-532-S propeller are furnished by the Government.

d/ Models 23260 and 24 E 60 are engine oil propellers and include price of Governor.

e/ Models 24260 and 43 D 50 are integral oil propellers and include price of oil control assembly.

Source: Cost Control and Analysis Office, Comptroller's Dept, Hq - AMC.

EV



# PART VIII.....

## FLIGHT OPERATIONS



## FLIGHT OPERATIONS

This section provides summary data from January 1946 through June 1950 concerning USAF flying time, fuel consumption, average aircraft on hand, and average aircraft in commission. These data are arranged by type of activity, by command, and by type and model.

The "Operating Active" category consists of the operations of the active aircraft as defined in the glossary, less those in command support and project.

The "Flying Active" category reported in the third and fourth quarters of Fiscal Year 1949 is essentially the same as the "Operating Active" category; the "Other Active", as "Command Support" and "Project" combined; and the "Non Flying Active", as "Inactive".

Prior to 1 July 1946 the type of activity was determined by the actual use of the aircraft; after 1 July 1946 the type of activity by the purpose for which the aircraft were assigned.



TABLE 120—USAF FLIGHT OPERATIONS, BY TYPE OF ACTIVITY

Type of Activity	3rd Quarter - FY 1949				4th Quarter - FY 1949			
	Hours Flown	Aircraft		Fuel Consumed (In Gals)	Hours Flown	Aircraft		Fuel Consumed (In Gals)
		Av. On Hand	Av. In Com.			Av. On Hand	Av. In Com.	
<b>WORLD-WIDE - Total</b>	<b>920,995</b>			<b>126,094,324</b>	<b>1,097,814</b>			<b>156,487,654</b>
<b>Flying Active . . . . .</b>	<b>914,916</b>	<b>7,977</b>	<b>4,981</b>	<b>124,710,890</b>	<b>1,092,070</b>	<b>7,834</b>	<b>5,092</b>	<b>155,274,767</b>
Administrative & MIT . . . . .	340,469	2,572	1,679	31,161,741	419,575	2,664	1,813	38,249,232
Unit Training . . . . .	199,854	3,064	1,697	46,524,610	197,953	2,626	1,582	52,888,233
Flying and Tech. Tng . . . . .	170,854	1,180	913	11,016,128	213,298	1,275	941	14,218,605
MATS: Transport . . . . .	29,050	104	60	5,287,088	33,943	98	67	6,428,101
Operational . . . . .	18,359	181	92	3,891,314	24,523	242	132	4,739,012
Test . . . . .	14,294	359	196	3,433,565	15,203	352	169	3,681,133
CAP and IG . . . . .	5,552	75	59	407,995	7,934	93	73	529,818
Special Mission . . . . .	6,557	73	62	571,999	8,055	79	69	761,899
Vittles . . . . .	114,069	201	117	20,296,219	160,870	206	132	31,843,106
Haylift . . . . .	7,298	36	30	753,981	-	-	-	-
Other Flying Active . . . . .	8,560	152	76	1,366,250	10,716	199	114	1,935,628
Non-Flying Active . . . . .	4,593	1,568	128	916,588	4,580	1,629	187	807,108
Inactive . . . . .	1,486			406,846	1,164			405,779
<b>CONTINENTAL US-Total</b> (Excl. MATS)	<b>553,410</b>			<b>68,500,697</b>	<b>674,629</b>			<b>85,462,568</b>
<b>Flying Active . . . . .</b>	<b>549,681</b>	<b>5,230</b>	<b>3,347</b>	<b>67,569,861</b>	<b>670,878</b>	<b>5,316</b>	<b>3,484</b>	<b>84,477,848</b>
Administrative & MIT . . . . .	243,271	1,820	1,240	22,147,299	302,547	1,878	1,323	27,521,042
Unit Training . . . . .	97,528	1,681	872	28,016,847	114,549	1,596	909	35,314,847
Flying and Tech. Tng . . . . .	170,854	1,180	913	11,016,128	213,298	1,275	941	14,218,605
Test . . . . .	13,108	344	188	3,064,185	14,410	348	166	3,505,980
CAP and IG . . . . .	5,552	75	59	407,995	7,906	93	73	528,598
Special Mission . . . . .	8,712	14	12	1,661,364	13,109	17	13	2,578,716
Vittles . . . . .	7,231	36	30	742,714	-	-	-	-
Haylift . . . . .	7,231	36	30	742,714	-	-	-	-
Other Flying Active . . . . .	3,425	80	33	513,329	5,059	109	59	830,060
Non-Flying Active . . . . .	2,691	1,270	110	605,321	2,879	1,269	112	622,741
Inactive . . . . .	1,038			325,515	872			341,979
<b>OVERSEAS - Total</b> (Excl. MATS)	<b>287,614</b>			<b>45,092,657</b>	<b>325,171</b>			<b>56,097,724</b>
<b>Flying Active . . . . .</b>	<b>286,244</b>	<b>2,298</b>	<b>1,377</b>	<b>44,875,703</b>	<b>323,326</b>	<b>1,980</b>	<b>1,281</b>	<b>55,865,955</b>
Administrative & MIT . . . . .	65,721	569	334	5,955,109	77,628	588	362	6,984,339
Unit Training . . . . .	102,326	1,383	825	18,507,763	83,404	1,030	673	17,573,386
Test . . . . .	1,148	14	8	353,056	793	4	3	175,153
CAP and IG . . . . .	-	-	-	-	28	-	-	1,220
Special Mission . . . . .	6,557	73	62	571,999	8,055	79	69	761,899
Vittles . . . . .	105,357	187	105	18,634,855	147,761	189	119	29,264,390
Other Flying Active . . . . .	5,135	72	43	852,921	5,657	90	55	1,105,568
Non-Flying Active . . . . .	932	280	16	135,748	1,553	352	74	167,969
Inactive . . . . .	438			81,206	292			63,800
<b>MATS-World-Wide - Total</b>	<b>79,971</b>			<b>12,440,970</b>	<b>98,014</b>			<b>14,927,362</b>
<b>Flying Active . . . . .</b>	<b>78,991</b>	<b>469</b>	<b>256</b>	<b>12,265,326</b>	<b>97,866</b>	<b>538</b>	<b>327</b>	<b>14,910,964</b>
Administrative & MIT . . . . .	31,477	183	104	3,059,333	39,400	198	128	3,743,851
Transport . . . . .	29,050	104	60	5,287,088	33,943	98	67	6,428,101
Operational . . . . .	18,359	181	92	3,891,314	24,523	242	132	4,739,012
Test . . . . .	38	1	-	16,324	-	-	-	-
Haylift . . . . .	67	-	-	11,267	-	-	-	-
Non-Flying Active . . . . .	970	18	2	175,519	148	8	1	16,398
Inactive . . . . .	10			125	-			-

TABLE-120- USAF FLIGHT OPERATIONS, BY TYPE OF ACTIVITY (Continued)

Type of Activity	1st Quarter - FY 1950				2nd Quarter - FY 1950			
	Hours Flown	Aircraft		Fuel Consumed (In Gals)	Hours Flown	Aircraft		Fuel Consumed (In Gals)
		Av. On Hand	Av. In Com.			Av. On Hand	Av. In Com.	
<b>WORLD-WIDE - Total</b>	<b>1,107,172</b>			<b>155,049,407</b>	<b>787,842</b>			<b>107,880,435</b>
Operating Active. . . . .	1,101,642	8,142	5,082	153,962,916	779,822	7,990	4,899	106,884,330
Administrative. . . . .	36,070	239	172	5,038,511	23,851	194	141	3,630,311
Minimum Indiv. Tng. . . . .	355,598	2,302	1,469	29,475,092	273,973	2,326	1,506	23,408,687
Unit Training. . . . .	275,756	3,192	1,812	69,905,459	190,949	2,995	1,525	52,374,771
Flying and Tech. Tng. . . . .	255,023	1,450	1,030	17,040,130	190,338	1,528	1,156	10,024,685
MATS - Transport. . . . .	38,789	121	78	7,424,626	49,055	208	108	9,879,718
Test. . . . .	14,883	368	179	3,919,395	12,680	359	185	2,976,508
CAP and IG. . . . .	8,839	98	82	595,878	-	-	-	-
Special Mission. . . . .	27,090	199	146	2,924,917	32,658	337	251	3,318,723
Vittles. . . . .	89,594	173	114	17,638,908	6,318	43	27	1,270,927
Other Active. . . . .	3,357	1,149	113	367,019	5,445	1,103	146	684,549
Command Support a/. . . . .	3,357	1,149	113	367,019	3,981	704	102	343,538
Project. . . . .	-	-	-	-	1,464	399	44	341,011
Inactive. . . . .	2,173			719,472	2,275			311,556
<b>CONTINENTAL US-Total</b>	<b>745,449</b>			<b>96,092,556</b>	<b>555,303</b>			<b>71,908,894</b>
(Excl. MATS)								
Operating Active. . . . .	740,774	5,673	3,491	95,099,882	548,903	5,664	3,500	71,214,842
Administrative. . . . .	26,832	175	128	3,543,523	17,659	141	102	2,473,544
Minimum Indiv. Tng. . . . .	280,784	1,800	1,185	23,767,179	215,377	1,822	1,233	18,912,082
Unit Training. . . . .	142,965	1,757	871	44,242,833	102,994	1,693	730	35,857,772
Flying and Tech. Tng. . . . .	255,023	1,450	1,030	17,040,130	190,338	1,528	1,156	10,024,685
Test. . . . .	14,883	368	179	3,919,395	12,496	357	185	2,925,197
CAP and IG. . . . .	8,826	97	81	595,403	-	-	-	-
Special Mission. . . . .	1,931	14	9	181,793	8,030	121	93	632,242
Vittles. . . . .	9,530	12	8	1,809,626	2,009	2	1	389,320
Other Active. . . . .	2,617	931	88	289,092	4,274	869	126	431,465
Command Support. . . . .	2,617	931	88	289,092	3,478	500	85	242,179
Project. . . . .	-	-	-	-	796	369	41	189,286
Inactive. . . . .	2,058			703,582	2,126			262,587
<b>OVERSEAS - Total</b>	<b>249,555</b>			<b>41,484,160</b>	<b>122,809</b>			<b>18,249,805</b>
(Excl. MATS)								
Operating Active. . . . .	248,706	1,838	1,226	41,390,682	121,302	1,589	1,014	17,958,591
Administrative. . . . .	7,244	53	35	1,085,732	3,573	39	28	613,321
Minimum Indiv. Tng. . . . .	45,530	364	210	3,185,003	36,709	373	206	2,699,845
Unit Training. . . . .	107,685	1,172	800	20,360,569	67,812	1,036	670	12,779,477
CAP. . . . .	13	1	1	475	-	-	-	-
Special Mission. . . . .	8,170	87	74	929,621	8,715	98	84	933,090
Vittles. . . . .	80,064	161	106	15,829,282	4,309	41	26	881,607
Test. . . . .	-	-	-	-	184	2	-	51,311
Other Active. . . . .	735	205	22	77,611	1,078	223	19	243,910
Command Support. . . . .	735	205	22	77,611	488	197	17	98,839
Project. . . . .	-	-	-	-	590	26	2	145,071
Inactive. . . . .	114			15,867	429			47,304
<b>MATS-World-Wide - Total</b>	<b>112,168</b>			<b>17,472,691</b>	<b>109,730</b>			<b>17,721,736</b>
Operating Active. . . . .	112,162	631	265	17,472,352	109,617	777	385	17,710,897
Administrative. . . . .	1,994	11	9	409,256	2,619	14	11	543,446
Minimum Indiv. Tng. . . . .	29,284	138	74	2,522,910	21,887	131	67	1,796,760
Transport. . . . .	38,789	121	78	7,424,626	49,055	208	108	9,879,718
Unit Training. . . . .	25,106	263	141	5,302,057	20,143	266	125	3,737,522
Special Mission. . . . .	16,989	98	63	1,813,503	15,913	118	74	1,753,451
Other Active. . . . .	5	13	-	316	93	11	1	9,174
Command Support. . . . .	5	13	-	316	15	7	-	2,520
Project. . . . .	-	-	-	-	78	4	1	6,654
Inactive. . . . .	1			23	20			1,665

a/ Includes for the month of October 1949 - 173 hours flown on Aircraft Excess to Command. This aircraft is hereafter included in Inactive.



TABLE-120- USAF FLIGHT OPERATIONS, BY TYPE OF ACTIVITY (Continued)

Type of Activity	3rd Quarter - FY 1950				4th Quarter - FY 1950			
	Hours Flown	Aircraft		Fuel Consumed (In Gals)	Hours Flown	Aircraft		Fuel Consumed (In Gals)
		Av. On Hand	Av. In Com.			Av. On Hand	Av. In Com.	
<b>WORLD-WIDE - Total</b>	<b>811,211</b>			<b>121,621,443</b>	<b>961,068</b>			<b>153,001,296</b>
Operating Active. . . . .	803,147	7,830	4,968	120,104,388	953,589	7,799	5,452	151,330,906
Administrative. . . . .	13,188	120	91	2,298,838	28,986	219	164	4,305,163
Minimum Indiv. Tng. . . . .	233,144	2,057	1,378	20,475,691	284,609	1,995	1,415	24,098,936
Unit Training. . . . .	215,167	2,997	1,616	64,723,607	265,139	2,991	1,940	85,138,395
Unit Support. . . . .	-	-	-	-	8,040	58	34	929,284
Flying and Tech. Tng. . . . .	235,383	1,653	1,276	13,637,340	263,329	1,609	1,310	16,789,676
MATS: Transport. . . . .	51,665	220	111	10,803,827	46,780	192	103	10,347,437
Test. . . . .	13,853	339	179	3,609,184	17,492	350	194	5,072,254
Test Support. . . . .	3,025	40	25	529,943	3,598	45	33	473,071
CAP & IG. . . . .	4,894	83	72	355,826	a/	a/	a/	a/
Special Mission. . . . .	32,367	316	217	3,567,812	35,516	340	259	4,176,690
Vittles. . . . .	461	5	3	102,320	-	-	-	-
Other Active. . . . .	3,025	849	96	634,552	3,151	838	78	688,674
Command Support. . . . .	1,627	570	56	350,258	1,506	530	47	393,423
Project. . . . .	1,398	279	40	284,294	1,645	308	31	295,249
Inactive. . . . .	5,039			882,503	4,328			981,716
<b>CONTINENTAL US-Total (Excl. MATS)</b>	<b>585,052</b>			<b>79,511,403</b>	<b>702,575</b>			<b>102,099,405</b>
Operating Active. . . . .	581,078	5,516	3,593	78,617,138	699,576	5,582	3,993	101,097,330
Administrative. . . . .	7,068	64	50	1,032,191	13,391	104	80	1,917,261
Minimum Indiv. Tng. . . . .	186,091	1,623	1,137	16,385,088	231,475	1,567	1,144	19,678,742
Unit Training. . . . .	121,390	1,636	801	42,018,579	148,932	1,726	1,097	54,770,433
Unit Support. . . . .	-	-	-	-	6,242	34	20	640,100
Flying and Tech. Tng. . . . .	235,383	1,653	1,276	13,637,340	263,329	1,609	1,310	16,789,676
Test. . . . .	13,668	334	177	3,497,865	17,492	350	194	5,072,254
Test Support. . . . .	2,362	36	22	464,772	2,762	40	29	386,121
CAP & IG. . . . .	4,809	81	70	352,577	a/	a/	a/	a/
Special Mission. . . . .	10,295	89	60	1,226,326	15,953	152	119	1,842,743
Vittles. . . . .	12	-	-	2,400	-	-	-	-
Other Active. . . . .	1,528	663	78	337,357	1,125	674	65	320,172
Command Support. . . . .	879	401	44	173,590	845	408	36	238,717
Project. . . . .	649	262	34	163,767	280	266	29	81,455
Inactive. . . . .	2,446			556,908	1,874			681,903
<b>OVERSEAS - Total (Excl. MATS)</b>	<b>121,763</b>			<b>23,753,440</b>	<b>152,394</b>			<b>30,819,377</b>
Operating Active. . . . .	119,419	1,598	1,002	23,308,418	148,783	1,545	1,067	30,286,113
Administrative. . . . .	3,852	43	32	741,965	4,301	40	33	766,137
Minimum Indiv. Tng. . . . .	32,812	327	186	2,842,042	37,858	325	204	3,023,655
Unit Training. . . . .	71,197	1,087	676	18,312,491	92,226	1,021	709	24,881,412
Unit Support. . . . .	-	-	-	-	1,408	22	13	226,422
Test. . . . .	185	5	2	111,319	-	-	-	-
Test Support. . . . .	663	4	3	65,171	836	5	4	86,950
CAP & IG. . . . .	85	2	2	3,249	a/	a/	a/	a/
Special Mission. . . . .	10,176	125	98	1,132,261	12,154	132	104	1,301,537
Vittles. . . . .	449	5	3	99,920	-	-	-	-
Other Active. . . . .	1,012	167	13	246,466	1,529	149	11	291,269
Command Support. . . . .	550	157	11	139,481	403	113	10	101,526
Project. . . . .	462	10	2	106,985	1,126	36	1	189,743
Inactive. . . . .	1,332			198,556	2,082			241,925
<b>MATS:World-Wide - Total</b>	<b>104,396</b>			<b>18,356,600</b>	<b>106,099</b>			<b>20,082,514</b>
Operating Active. . . . .	102,650	716	373	18,178,832	105,230	672	392	19,947,463
Administrative. . . . .	2,268	13	9	524,682	11,294	75	51	1,621,765
Minimum Indiv. Tng. . . . .	14,241	107	55	1,248,561	15,276	103	67	1,396,539
Unit Training. . . . .	22,580	274	139	4,392,537	23,981	244	134	5,486,550
Unit Support. . . . .	-	-	-	-	390	2	1	62,762
Transport. . . . .	51,665	220	111	10,803,827	46,780	192	103	10,347,437
Special Mission. . . . .	11,896	102	59	1,209,225	7,509	56	36	1,032,410
Other Active. . . . .	485	19	5	50,729	497	15	2	77,233
Command Support. . . . .	198	12	1	37,187	258	9	1	53,182
Project. . . . .	287	7	4	13,542	239	6	1	24,051
Inactive. . . . .	1,261			127,039	372			57,818

a/ Effective with April 1950 Data for Civil Air Patrol and Inspector General are included in the appropriate activity (Administrative, Special Missions, etc.).

TABLE 121 - USAF FLIGHT OPERATIONS, BY TYPE AND MODEL OF AIRCRAFT

(Excludes USAF Reserve Forces - Presented in Section

Type and Model	3rd Quarter - FY 1949					4th Quarter - FY 1949				
	Hours Flown	Aircraft		Fuel Consumed (In Gals)	Landings	Hours Flown	Aircraft		Fuel Consumed (In Gals)	Landings
		Av. On Hand	Av. In Com.				Av. On Hand	Av. In Com.		
FLYING ACTIVE										
<b>Total</b>	<b>914,916</b>	<b>7,996</b>	<b>4,976</b>	<b>124,710,890</b>	<b>710,158</b>	<b>1,092,070</b>	<b>7,830</b>	<b>5,094</b>	<b>155,274,767</b>	<b>828,537</b>
<b>Bomber</b>	<b>69,017</b>	<b>984</b>	<b>488</b>	<b>23,444,232</b>	<b>26,205</b>	<b>77,325</b>	<b>941</b>	<b>511</b>	<b>28,596,684</b>	<b>31,066</b>
B-36	2,181	39	7	1,490,174	225	1,651	33	5	1,467,667	286
B-29	37,134	563	275	15,778,019	10,226	46,578	565	299	19,780,998	14,552
B-50	3,881	52	27	1,871,710	1,020	6,103	74	49	3,180,323	1,374
B-17	6,259	62	38	1,325,767	3,023	3,753	40	26	785,316	2,287
B-25	2,438	25	15	326,963	1,488	1,272	13	8	182,482	722
B-26	16,963	236	122	2,454,582	10,097	17,420	200	119	2,569,409	11,421
B-45	161	7	4	197,017	126	548	16	5	630,489	424
<b>Fighter</b>	<b>93,906</b>	<b>1,748</b>	<b>987</b>	<b>17,936,552</b>	<b>57,942</b>	<b>101,060</b>	<b>1,650</b>	<b>925</b>	<b>21,759,783</b>	<b>70,328</b>
F-24	34	4	1	1,200	17	8	2	1	283	7
F-47	15,224	249	152	1,538,394	7,928	10,310	136	92	1,154,428	6,226
F-51	27,937	527	299	1,811,413	17,193	27,800	416	277	1,808,982	16,151
F-80	29,947	494	322	10,278,709	19,429	31,959	507	337	10,962,363	24,223
F-82	6,385	95	48	705,007	3,133	5,948	90	46	770,609	3,989
F-84	7,518	254	116	2,512,933	6,019	16,220	332	172	5,275,627	13,281
F-86	494	14	4	183,598	513	2,603	64	24	927,282	2,586
F-61	3,182	46	21	498,360	1,726	1,931	33	16	298,966	1,160
F-82 F/G	3,185	65	24	406,938	1,984	4,281	70	30	561,243	2,705
<b>Recon-</b>										
<b>naissance</b>	<b>32,526</b>	<b>375</b>	<b>189</b>	<b>8,675,119</b>	<b>12,915</b>	<b>29,667</b>	<b>288</b>	<b>153</b>	<b>8,628,384</b>	<b>12,224</b>
RB-29	10,324	98	29	4,061,472	2,210	11,202	96	33	4,626,168	2,391
RB-17	7,255	64	35	1,545,445	2,250	8,327	64	34	1,802,549	3,101
RB-25	171	3	2	21,173	94	268	3	2	33,095	120
RB-26	2,381	39	21	337,828	1,368	2,852	28	19	383,588	1,673
RF-51	2,283	40	21	149,757	1,364	307	5	4	18,879	198
RF-80	6,882	87	61	2,250,786	4,019	4,766	72	52	1,617,598	3,219
RF-61	1,145	17	5	196,734	409	-	1	-	-	-
RC-54	51	1	-	12,356	19	391	1	1	83,664	143
RC-47	137	-	-	13,926	49	74	1	1	7,078	40
RC-45	1,897	26	15	85,642	1,133	1,480	17	7	55,765	1,339
<b>Amphibious</b>	<b>1,793</b>	<b>31</b>	<b>15</b>	<b>168,250</b>	<b>1,422</b>	<b>2,306</b>	<b>31</b>	<b>13</b>	<b>209,911</b>	<b>2,984</b>
A-9	-	1	1	-	-	-	1	-	-	-
A-10	1,793	29	14	168,250	1,422	2,243	28	13	207,404	2,849
A-12	-	1	-	-	-	63	2	-	2,507	135
<b>Search &amp; Rescue</b>	<b>7,821</b>	<b>70</b>	<b>48</b>	<b>1,530,249</b>	<b>4,351</b>	<b>7,996</b>	<b>80</b>	<b>58</b>	<b>1,595,795</b>	<b>4,674</b>
SB-17	7,270	62	42	1,492,978	3,375	7,494	73	52	1,562,121	3,400
SC-46	185	1	1	24,197	119	145	1	1	23,931	87
SC-47	86	1	1	9,072	45	60	1	1	5,533	50
SL-5	160	4	2	1,500	429	186	3	2	1,758	644
SH-5	120	2	2	2,502	383	111	2	2	2,452	493
<b>Cargo</b>	<b>299,720</b>	<b>2,047</b>	<b>1,332</b>	<b>50,942,054</b>	<b>229,354</b>	<b>495,569</b>	<b>2,037</b>	<b>1,401</b>	<b>67,649,135</b>	<b>285,794</b>
C-74	2,575	9	3	1,126,156	503	2,734	5	2	1,233,218	786
C-97	998	7	3	406,254	303	1,356	8	4	591,732	315
C-54	133,761	275	159	24,238,228	86,084	179,377	271	176	35,489,597	118,260
C-121	1,807	5	3	735,806	1,320	3,523	9	5	1,343,192	1,720
CB-17	5,396	42	34	1,148,039	2,211	7,260	46	37	1,561,523	2,563
CB-25	11,470	86	57	1,578,485	5,620	15,338	89	61	2,100,182	7,285
CB-26	1,721	22	15	278,806	1,279	3,108	24	20	478,896	1,982
C-46	11,507	83	42	1,767,444	5,245	10,445	76	38	1,550,394	5,416
C-47	160,515	961	645	14,962,938	81,268	192,270	965	687	17,738,352	98,305
C-82	12,523	126	63	2,298,460	6,854	15,159	131	72	2,785,833	8,827
C-118	90	1	1	31,174	30	131	1	1	47,831	29
C-45	55,123	412	291	2,172,808	37,113	62,099	394	284	2,484,995	38,720
C-64	168	4	3	5,735	40	205	4	2	8,828	316
C-117	2,066	14	13	191,721	1,114	2,564	14	12	234,562	1,270
<b>Trainer</b>	<b>290,701</b>	<b>2,259</b>	<b>1,605</b>	<b>21,774,804</b>	<b>323,849</b>	<b>358,356</b>	<b>2,373</b>	<b>1,672</b>	<b>26,595,817</b>	<b>359,167</b>
T-6	153,432	1,196	932	3,939,641	226,613	186,216	1,270	972	4,702,015	251,127
T-7	6,151	51	36	243,830	5,123	8,018	60	43	314,447	6,698
T-11	628	10	5	25,646	533	883	10	6	36,492	593
TB-29	746	10	3	324,014	258	526	9	4	217,941	192
TB-17	4,168	39	26	938,536	1,683	4,844	45	27	1,046,676	2,089

TABLE-121-USAF FLIGHT OPERATIONS, BY TYPE AND MODEL OF AIRCRAFT (Continued)

Type and Model	3rd Quarter - FY 1949					4th Quarter - FY 1949				
	Hours Flown	Aircraft		Fuel Consumed (In Gals)	Landings	Hours Flown	Aircraft		Fuel Consumed (In Gals)	Landings
		Av. On Hand	Av. In Com.				Av. On Hand	Av. In Com.		
FLYING ACTIVE--Continued										
<b>Trainer (Cont'd)</b>										
TB-25.	79,542	533	345	10,185,613	55,039	104,202	567	374	13,322,550	64,560
TB-26.	9,436	122	72	1,497,300	6,064	12,811	117	69	1,954,904	7,406
TP-47.	18	3	1	2,060	11	-	-	-	-	-
TP-51.	17,303	164	99	1,056,872	12,129	18,485	159	93	1,159,845	12,016
TP-80.	7,344	65	42	2,447,981	10,566	7,576	72	43	2,428,241	7,376
TC-47.	11,916	63	44	1,112,854	5,795	14,795	62	41	1,412,706	7,110
BT-13.	17	3	-	457	35	-	2	-	-	-
<b>Communi- cation</b>	<u>18,801</u>	<u>336</u>	<u>231</u>	<u>217,426</u>	<u>52,952</u>	<u>19,081</u>	<u>306</u>	<u>201</u>	<u>224,414</u>	<u>60,967</u>
L-4.	387	27	21	1,655	1,035	66	7	6	298	148
L-5.	10,024	161	120	99,540	17,306	7,167	127	96	69,872	11,522
L-13.	1,050	25	10	12,862	2,036	1,804	47	25	24,990	2,374
L-15.	124	1	1	903	455	50	1	1	349	175
L-16.	3,252	21	18	19,510	12,545	4,959	21	19	29,164	17,155
L-17.	179	2	1	1,832	295	52	2	1	694	69
LC-126	22	-	-	463	42	666	7	5	9,790	1,060
H-5.	2,822	70	41	69,262	11,726	3,033	75	38	72,784	16,310
H-6.	134	18	14	1,856	554	222	8	5	2,443	465
H-13.	807	11	5	9,543	6,958	1,062	11	5	14,030	11,689
<b>Glider</b>	<u>280</u>	<u>89</u>	<u>42</u>	<u>-</u>	<u>644</u>	<u>567</u>	<u>78</u>	<u>58</u>	<u>-</u>	<u>1,093</u>
G-4.	6	6	4	-	23	-	6	-	-	-
G-15.	272	82	37	-	619	537	68	55	-	1,060
G-18.	2	1	1	-	2	30	4	3	-	33
<b>Aerial Target</b>	<u>351</u>	<u>57</u>	<u>39</u>	<u>22,204</u>	<u>524</u>	<u>143</u>	<u>46</u>	<u>32</u>	<u>14,844</u>	<u>240</u>
Q-12.	244	52	35	2,051	393	88	40	28	920	188
QB-17.	89	3	3	15,017	107	32	4	3	7,522	31
QF-80.	18	2	1	5,136	24	23	2	1	6,402	21

## NON-FLYING ACTIVE

<b>Total</b>	<u>4,592</u>	<u>1,568</u>	<u>128</u>	<u>916,588</u>	<u>3,076</u>	<u>4,580</u>	<u>1,629</u>	<u>187</u>	<u>807,108</u>	<u>3,801</u>
<b>Bomber</b>	<u>967</u>	<u>265</u>	<u>33</u>	<u>402,183</u>	<u>619</u>	<u>814</u>	<u>224</u>	<u>25</u>	<u>246,975</u>	<u>582</u>
B-36.	-	2	-	-	-	1	10	-	750	1
B-29.	686	161	20	315,347	470	585	120	19	287,569	394
B-50.	13	1	-	4,690	9	16	10	-	6,881	20
B-17.	128	5	3	16,425	45	36	4	-	7,299	16
B-25.	9	27	-	2,070	11	24	13	1	3,547	26
B-26.	100	58	9	15,300	63	135	58	4	19,130	112
B-45.	31	11	1	48,351	21	17	9	1	21,799	13
<b>Fighter</b>	<u>475</u>	<u>338</u>	<u>19</u>	<u>105,345</u>	<u>471</u>	<u>1,427</u>	<u>468</u>	<u>76</u>	<u>192,301</u>	<u>1,080</u>
F-47.	26	28	2	2,434	69	142	88	11	14,791	108
F-51.	130	96	9	8,884	122	780	104	35	51,275	588
F-80.	183	105	6	67,040	161	167	131	23	56,553	163
F-82.	14	13	-	1,777	9	9	11	-	1,130	9
F-84.	49	27	1	13,840	59	167	55	6	42,169	147
F-86.	2	3	-	665	2	5	14	1	1,303	5
F-61.	9	10	1	2,310	10	133	7	-	22,010	43
F-82 F/G	62	56	-	8,395	39	24	58	-	3,070	17
<b>Recon- naissance</b>	<u>81</u>	<u>78</u>	<u>2</u>	<u>13,858</u>	<u>77</u>	<u>85</u>	<u>98</u>	<u>24</u>	<u>17,677</u>	<u>82</u>
RB-29.	17	16	-	7,815	8	23	12	-	10,646	19
RB-17.	2	6	-	330	2	11	6	-	2,243	8
RB-26.	1	3	-	200	1	6	6	3	1,155	4
RF-51.	37	19	4	2,510	33	6	29	9	355	6
RF-80.	2	11	-	635	2	3	10	-	1,015	2
RF-61.	6	4	-	824	7	-	12	12	-	-
RC-54.	3	1	-	823	3	2	1	-	451	5
RC-45.	13	18	1	721	21	28	21	-	1,263	30
RC-47.	-	-	-	-	-	6	1	-	549	8
<b>Amphibious</b>	<u>5</u>	<u>8</u>	<u>1</u>	<u>490</u>	<u>7</u>	<u>3</u>	<u>10</u>	<u>2</u>	<u>295</u>	<u>3</u>
A-10.	5	8	1	490	7	3	10	2	295	3
<b>Search &amp; Rescue</b>	<u>93</u>	<u>12</u>	<u>4</u>	<u>18,621</u>	<u>42</u>	<u>4</u>	<u>6</u>	<u>-</u>	<u>690</u>	<u>3</u>
SB-17.	93	12	4	18,621	42	4	6	-	690	3

TABLE-121- USAF FLIGHT OPERATIONS, BY TYPE AND MODEL OF AIRCRAFT (Continued)

Type and Model	3rd Quarter - FY 1949					4th Quarter - FY 1949				
	Hours Flown	Aircraft		Fuel Consumed (In Gals)	Landings	Hours Flown	Aircraft		Fuel Consumed (In Gals)	Landings
		Av. On Hand	Av. In Com.				Av. On Hand	Av. In Com.		
<b>NON-FLYING ACTIVE-Continued</b>										
<b>Cargo</b>	<u>2,329</u>	<u>396</u>	<u>34</u>	<u>314,205</u>	<u>1,197</u>	<u>994</u>	<u>249</u>	<u>31</u>	<u>121,702</u>	<u>826</u>
C-74	1	-	-	436	1	2	2	-	900	1
C-54	910	45	3	173,974	199	86	33	1	17,646	75
C-97	-	-	-	-	-	-	1	-	-	-
C-121	5	-	-	1,075	5	-	-	-	-	-
CB-17	4	3	-	793	5	16	2	-	3,344	14
CB-25	8	5	-	910	7	22	3	-	3,040	12
CB-26	2	1	-	325	1	4	-	-	899	7
C-46	118	107	-	16,700	62	158	24	1	21,965	116
C-82	79	40	4	14,239	44	66	47	2	11,527	50
C-47	913	151	22	92,790	634	505	179	19	56,442	412
C-45	261	40	4	11,957	203	110	56	7	5,091	98
C-64	28	4	1	1,006	36	25	2	1	848	41
<b>Trainer</b>	<u>545</u>	<u>382</u>	<u>13</u>	<u>60,673</u>	<u>532</u>	<u>997</u>	<u>283</u>	<u>16</u>	<u>122,445</u>	<u>734</u>
T-6	115	133	3	3,672	142	181	86	4	5,556	196
T-7	67	111	2	3,622	94	74	99	-	3,156	64
T-11	48	27	3	2,791	60	28	43	4	1,231	39
TB-29	18	28	1	7,883	16	38	15	2	17,570	29
TB-17	7	4	-	986	8	12	3	-	2,243	12
TB-25	249	52	3	37,243	184	598	62	3	84,453	333
TB-26	19	14	-	2,857	14	37	22	2	5,360	27
TF-47	-	-	-	-	-	2	3	1	110	2
TF-51	21	8	1	1,519	13	15	20	-	729	18
TF-80	-	2	-	-	-	-	1	-	-	-
TC-47	1	3	-	100	1	12	5	-	2,037	14
PT-13	-	-	-	-	-	-	24	-	-	-
<b>Communication</b>	<u>95</u>	<u>66</u>	<u>15</u>	<u>1,013</u>	<u>129</u>	<u>256</u>	<u>83</u>	<u>13</u>	<u>5,023</u>	<u>491</u>
L-4	7	25	13	35	24	10	14	-	58	14
L-5	36	18	2	391	55	60	24	3	837	84
L-13	1	18	-	6	1	16	29	3	168	29
L-16	3	-	-	18	4	23	1	1	283	113
L-17	-	-	-	-	-	16	1	-	173	28
LC-126	39	-	-	300	12	117	1	-	3,175	178
H-5	8	3	-	256	29	9	6	-	267	30
H-6	-	2	-	-	-	2	7	-	25	3
H-13	1	-	-	7	4	3	-	-	37	12
<b>Glider</b>	<u>-</u>	<u>20</u>	<u>3</u>	<u>-</u>	<u>-</u>	<u>-</u>	<u>4</u>	<u>-</u>	<u>-</u>	<u>-</u>
G-15	-	20	3	-	-	-	4	-	-	-
<b>Aerial Target</b>	<u>3</u>	<u>3</u>	<u>1</u>	<u>200</u>	<u>2</u>	<u>-</u>	<u>4</u>	<u>-</u>	<u>-</u>	<u>-</u>
Q-14	3	3	1	200	2	-	4	-	-	-

**INACTIVE**

<b>Total</b>	<u>1,486</u>			<u>406,846</u>	<u>796</u>	<u>1,164</u>			<u>405,779</u>	<u>740</u>
XB-36	2			1,620	1	4			6,480	1
B-29	83			37,427	32	12			5,808	7
XB-29	56			25,993	15	81			40,367	27
XB-47	27			40,395	13	-			-	-
XB-48	7			16,040	6	45			96,273	45
B-50	71			38,816	21	26			15,084	17
B-17	-			-	-	5			920	6
B-25	-			-	-	2			270	2
B-26	78			11,067	62	99			14,492	54
XB-26	-			-	-	1			140	1
XB-43	26			17,704	23	36			22,808	35
XB-45	11			14,992	8	10			8,943	12
XB-46	2			2,196	2	29			37,750	15
F-51	-			-	-	18			1,148	15
F-80	18			4,469	12	121			50,260	81
F-84	33			12,061	31	30			11,040	28
XF-84	-			-	-	1			390	1

TABLE 121 - USAF FLIGHT OPERATIONS, BY TYPE AND MODEL OF AIRCRAFT (Continued)

Type and Model	3rd Quarter - FY 1949					4th Quarter - FY 1949				
	Hours Flown	Aircraft		Fuel Consumed (In Gal.)	Landings	Hours Flown	Aircraft		Fuel Consumed (In Gal.)	Landings
		Av. On Hand	Av. In Com.				Av. On Hand	Av. In Com.		
INACTIVE--Continued										
P-86 .	-			-	-	1			325	1
XP-86 .	105			35,782	70	-			-	-
X-1 .	1			1,800	1	17			581	1
B-11 .	-			-	-	14			4,300	7
XB-11 .	15			5,270	7	-			-	-
XB-12 .	4			2,321	3	-			-	-
RB-26 .	107			13,783	54	11			1,750	11
RF-80 .	12			4,430	15	8			3,130	9
XP-80 .	15			4,407	14	49			13,255	39
C-99 .	-			-	-	27			24,290	9
C-54 .	349			72,333	76	-			-	-
C-46 .	1			150	1	-			-	-
C-47 .	202			20,278	97	350			32,893	160
C-82 .	62			12,550	29	17			3,125	7
C-45 .	-			-	-	55			2,318	22
T-6 .	74			1,967	63	4			105	5
T-11 .	1			272	1	-			-	-
TB-29 .	9			4,062	7	4			1,781	2
TB-25 .	21			2,703	12	32			3,970	14
TB-26 .	-			-	-	2			255	2
TF-51 .	16			1,000	10	15			976	10
L-4 .	-			-	-	15			65	21
L-5 .	16			202	17	2			17	1
L-13 .	25			402	22	2			29	7
XL-15 .	-			-	-	9			140	18
H-6 .	19			276	56	-			-	-
HB-9 .	1			12	1	-			-	-
XH-10 .	-			-	-	10			301	47
XD-14 .	2			-	-	-			-	-
G-18 .	8			8	5	-			-	-
XD-18 .	7			78	8	-			-	-

TABLE-121- USAF FLIGHT OPERATIONS, BY TYPE AND MODEL OF AIRCRAFT (Continued)

Type and Model	1st Quarter - FY 1950					2nd Quarter - FY 1950				
	Hours Flown	Aircraft		Fuel Consumed (In Gals)	Landings	Hours Flown	Aircraft		Fuel Consumed (In Gals)	Landings
		Av. On Hand	Av. In Com.				Av. On Hand	Av. In Com.		
<b>Total</b>	<b>1,101,642</b>	<b>8,112</b>	<b>5,082</b>	<b>153,962,916</b>	<b>880,346</b>	<b>779,822</b>	<b>7,990</b>	<b>4,899</b>	<b>106,884,330</b>	<b>624,514</b>
<b>Bomber</b>	<b>85,531</b>	<b>870</b>	<b>442</b>	<b>24,101,883</b>	<b>29,909</b>	<b>29,393</b>	<b>820</b>	<b>219</b>	<b>25,852,432</b>	<b>18,548</b>
B-36	2,474	31	6	2,154,392	383	1,899	38	5	1,872,190	334
B-29	49,323	439	214	21,467,992	13,907	31,420	425	144	14,472,749	7,678
KB-29	3,032	24	20	1,269,786	651	5,169	54	28	2,106,210	1,329
B-50	9,988	99	53	5,402,441	2,265	8,946	95	36	4,866,528	1,886
B-17	3,037	36	20	621,526	1,774	2,147	27	17	451,568	1,410
B-25	851	11	7	117,628	521	575	7	6	78,555	302
B-26	16,133	201	114	2,251,453	9,840	8,677	136	76	1,270,690	5,173
B-45	693	29	8	816,665	566	560	38	7	736,942	436
<b>Fighter</b>	<b>106,557</b>	<b>1,730</b>	<b>1,011</b>	<b>23,902,360</b>	<b>76,544</b>	<b>75,832</b>	<b>1,624</b>	<b>923</b>	<b>18,169,013</b>	<b>55,943</b>
F-24	4	-	-	213	3	-	1	-	-	-
F-47	9,331	99	75	977,851	6,232	4,971	91	70	636,624	3,183
F-51	28,982	410	272	1,849,499	16,267	17,488	314	216	1,141,159	10,047
F-80	29,546	529	337	10,247,190	24,873	21,272	526	334	7,612,421	17,386
F-82	4,396	92	58	613,280	3,602	9,514	185	76	1,295,979	5,123
F-84	23,558	336	166	7,687,636	17,257	16,423	282	163	5,485,008	14,014
F-86	4,898	150	43	1,683,252	4,732	5,136	211	54	1,838,395	5,555
F-61	2,112	28	20	331,688	1,129	1,028	14	10	159,427	635
F-82(FGH)	3,730	84	40	511,751	2,449	-	-	-	-	-
<b>Recon-</b>	<b>27,935</b>	<b>275</b>	<b>118</b>	<b>8,230,763</b>	<b>10,022</b>	<b>14,455</b>	<b>223</b>	<b>92</b>	<b>4,259,609</b>	<b>5,363</b>
RB-29	11,498	107	26	4,782,790	2,164	6,136	99	15	2,502,108	1,160
RB-17	9,284	67	30	1,986,574	3,465	3,368	31	22	733,029	1,073
RB-25	218	3	2	28,870	121	172	3	3	24,342	97
RB-26	2,470	25	19	363,803	1,259	1,494	25	17	240,672	883
RF-51	111	3	2	6,462	85	13	2	1	976	13
RF-80	2,735	50	31	944,075	1,785	1,920	40	21	653,684	1,303
RC-54	311	2	1	63,720	118	196	2	1	43,704	56
RC-47	138	2	2	14,432	87	280	5	4	27,125	156
RC-45	1,170	16	5	44,037	938	876	16	7	34,169	622
<b>Amphibious</b>	<b>2,628</b>	<b>27</b>	<b>17</b>	<b>240,998</b>	<b>2,478</b>	<b>2,494</b>	<b>30</b>	<b>15</b>	<b>224,321</b>	<b>1,721</b>
A-9	-	1	-	-	-	-	1	-	-	-
A-10	2,492	25	16	235,360	2,102	2,266	25	14	204,843	1,433
A-12	136	1	1	5,238	376	-	1	-	-	-
A-16	-	-	-	-	-	228	3	1	19,478	288
<b>Search &amp; Rescue</b>	<b>7,442</b>	<b>80</b>	<b>57</b>	<b>1,472,624</b>	<b>4,510</b>	<b>7,661</b>	<b>89</b>	<b>57</b>	<b>1,449,682</b>	<b>4,707</b>
SB-29	-	1	-	-	-	-	1	-	-	-
SB-17	6,987	73	52	1,445,648	3,697	6,882	72	47	1,420,729	2,838
SC-46	76	1	1	11,440	60	56	1	-	8,574	11
SC-47	110	1	1	11,364	64	105	1	1	9,688	46
SL-5	175	2	1	1,839	360	274	3	3	2,606	1,222
SH-5	94	2	2	2,343	329	344	11	6	8,085	590
<b>Cargo</b>	<b>448,868</b>	<b>2,126</b>	<b>1,421</b>	<b>56,734,173</b>	<b>249,345</b>	<b>201,513</b>	<b>2,126</b>	<b>1,357</b>	<b>36,096,793</b>	<b>144,983</b>
C-74	2,875	5	3	1,375,178	743	2,303	7	2	1,142,682	593
C-97	1,452	8	3	659,496	383	981	9	3	418,657	286
C-54	116,607	278	180	22,943,923	67,551	56,523	278	157	11,264,784	18,746
C-121	3,386	8	4	1,182,195	982	2,918	8	4	1,101,856	762
CB-17	5,964	48	35	1,291,814	2,497	4,738	45	35	1,035,535	1,866
CB-25	16,761	95	65	2,273,164	8,287	11,361	96	69	1,541,181	5,613
CB-26	3,290	25	17	513,666	2,284	1,649	26	19	269,880	1,210
C-46	9,887	73	40	1,439,246	5,133	5,448	63	31	808,149	2,780
C-47	203,320	1,012	705	18,713,417	106,956	155,348	998	671	14,411,595	76,550
C-82	21,277	160	76	3,615,174	12,740	11,269	161	50	1,924,229	5,993
C-118	84	1	1	32,404	32	125	1	1	49,966	29
C-45	61,177	395	276	2,456,988	39,866	46,473	413	300	1,850,634	29,485
C-64	399	4	3	11,407	467	66	2	1	1,871	58
C-117	2,389	14	13	226,101	1,324	2,095	15	13	194,317	1,046
C-119	-	-	-	-	-	216	4	1	61,457	166
<b>Trainer</b>	<b>405,898</b>	<b>2,438</b>	<b>1,777</b>	<b>29,072,721</b>	<b>457,692</b>	<b>307,015</b>	<b>2,698</b>	<b>1,906</b>	<b>20,691,862</b>	<b>351,898</b>
T-6	226,090	1,488	1,083	5,744,603	331,665	189,905	1,513	1,159	4,808,817	278,980
T-7	8,885	64	44	371,576	6,378	6,586	59	44	250,576	3,908
T-11	851	9	4	35,121	706	500	9	5	21,221	447
T-33	3,530	32	18	1,235,409	5,353	3,023	67	29	1,064,816	4,704
TB-29	687	10	6	309,770	237	449	10	3	191,972	153

TABLE-121- USAF FLIGHT OPERATIONS, BY TYPE AND MODEL OF AIRCRAFT (Continued)

Type and Model	1st Quarter - FY 1950					2nd Quarter - FY 1950				
	Hours Flown	Aircraft		Fuel Consumed (In Gals)	Landings	Hours Flown	Aircraft		Fuel Consumed (In Gals)	Landings
		Av. On Hand	Av. In Com.				Av. On Hand	Av. In Com.		
<b>OPERATING ACTIVE--Continued</b>										
<b>Trainer (Cont'd)</b>										
TB-17.	4,852	42	25	1,014,200	2,271	2,948	39	26	651,780	1,299
TB-25.	111,832	587	374	14,258,184	78,675	75,304	620	422	10,059,048	48,833
TB-26.	13,719	137	73	2,117,168	8,076	9,894	145	82	1,514,015	6,067
TF-51.	16,650	144	75	1,038,291	11,394	4,901	114	58	312,539	3,404
TF-80.	4,730	58	32	1,600,893	5,684	2,374	52	32	790,803	2,786
TC-46.	-	1	-	-	-	11	2	1	1,460	11
TC-47.	14,072	64	41	1,347,506	7,253	11,120	67	45	1,026,815	5,504
BT-13.	-	2	-	-	-	-	1	-	-	-
<b>Communi- cation</b>	<b>16,041</b>	<b>288</b>	<b>163</b>	<b>189,093</b>	<b>48,510</b>	<b>11,041</b>	<b>275</b>	<b>158</b>	<b>134,957</b>	<b>36,751</b>
L-4.	30	1	1	158	87	26	1	1	113	81
L-5.	4,866	106	64	48,701	7,655	3,041	78	54	30,125	4,523
L-13.	1,796	58	27	22,167	3,267	1,882	86	43	25,420	3,953
L-15.	30	1	1	321	72	32	1	1	424	34
L-16.	4,512	20	19	21,153	14,630	2,984	20	19	13,035	10,069
L-17.	-	1	-	-	-	-	1	-	-	-
LC-126	1,219	10	8	16,806	2,080	495	10	6	7,662	707
H-5.	2,888	77	36	70,290	14,123	2,072	67	27	51,429	12,053
H-6.	75	5	2	1,335	204	50	2	1	850	67
H-13.	625	9	5	8,162	6,392	459	9	6	5,899	5,264
<b>Glider</b>	<b>274</b>	<b>69</b>	<b>42</b>	<b>-</b>	<b>1,067</b>	<b>227</b>	<b>71</b>	<b>23</b>	<b>-</b>	<b>348</b>
G-4.	6	6	-	-	8	15	6	1	-	60
G-15.	534	60	48	-	1,029	198	62	50	-	280
G-18.	34	3	1	-	30	14	3	2	-	8
<b>Aerial Target</b>	<b>168</b>	<b>32</b>	<b>27</b>	<b>18,621</b>	<b>269</b>	<b>191</b>	<b>34</b>	<b>19</b>	<b>2,661</b>	<b>252</b>
Q-14.	110	34	25	1,204	177	189	32	18	2,021	250
QB-17.	8	4	1	1,830	2	-	1	-	-	-
QF-80.	50	1	1	15,657	90	2	1	1	640	2

## OTHER ACTIVE

<b>Total</b>	<b>2,257</b>	<b>1,147</b>	<b>113</b>	<b>267,019</b>	<b>2,062</b>	<b>2,445</b>	<b>1,102</b>	<b>146</b>	<b>684,549</b>	<b>4,418</b>
<b>Bomber</b>	<b>201</b>	<b>200</b>	<b>15</b>	<b>100,905</b>	<b>223</b>	<b>522</b>	<b>232</b>	<b>23</b>	<b>221,343</b>	<b>200</b>
B-36.	9	5	-	6,713	4	20	7	-	13,212	12
B-29.	89	116	4	42,831	64	397	139	7	169,120	117
KB-29.	-	-	-	-	-	53	14	3	24,066	33
B-50.	57	14	1	29,369	39	22	8	-	11,314	14
B-17.	7	3	-	1,460	7	-	1	1	-	-
B-25.	26	10	2	3,367	26	16	12	2	2,091	17
B-26.	112	51	8	16,210	82	12	49	10	1,540	7
B-45.	1	1	-	955	1	-	2	-	-	-
<b>Fighter</b>	<b>411</b>	<b>282</b>	<b>22</b>	<b>66,245</b>	<b>396</b>	<b>275</b>	<b>274</b>	<b>14</b>	<b>115,862</b>	<b>482</b>
F-47.	154	35	13	16,513	142	19	4	2	2,238	19
F-51.	115	38	4	8,507	102	19	10	-	1,216	17
F-80.	59	136	2	21,955	63	263	185	8	94,839	311
F-82.	15	3	-	2,185	14	37	33	2	4,018	38
F-84.	35	20	1	11,746	38	30	27	2	10,773	30
F-86.	5	10	-	1,758	7	7	15	-	2,778	7
F-61.	-	1	1	-	-	-	-	-	-	-
F-82(FGH)	28	39	1	3,681	30	-	-	-	-	-
<b>Recon- naissance</b>	<b>201</b>	<b>47</b>	<b>6</b>	<b>39,084</b>	<b>144</b>	<b>322</b>	<b>44</b>	<b>3</b>	<b>57,832</b>	<b>200</b>
RB-29.	21	11	-	9,234	18	27	15	1	11,992	22
RB-17.	29	3	2	6,079	14	178	11	1	35,470	57
RF-51.	5	2	1	285	6	-	-	-	-	-
RF-80.	49	14	2	18,849	40	18	12	1	6,262	26
RC-47.	6	1	-	757	8	-	-	-	-	-
RC-45.	91	16	1	3,880	58	99	6	-	4,108	95

TABLE-121- USAF FLIGHT OPERATIONS, BY TYPE AND MODEL OF AIRCRAFT (Continued)

Type and Model	1st Quarter - FY 1950					2nd Quarter - FY 1950				
	Hours Flown	Aircraft		Fuel Consumed (In Gals)	Landings	Hours Flown	Aircraft		Fuel Consumed (In Gals)	Landings
		Av. On Hand	Av. In Com.				Av. On Hand	Av. In Com.		
OTHER ACTIVE--Continued										
<u>Amphibious</u>	10	8	2	1,212	14	6	6	2	559	7
A-10 . . .	10	8	2	1,212	14	6	6	2	559	7
<u>Search &amp; Rescue</u>	3	7	-	665	5	27	8	1	8,056	31
SB-17 . . .	3	7	-	665	5	17	7	1	3,015	25
SB-29 . . .	-	-	-	-	-	10	1	-	5,040	6
<u>Cargo</u>	644	253	24	80,027	754	1,253	240	26	146,355	986
C-74 . . .	8	2	-	3,467	8	10	2	-	4,520	10
C-97 . . .	5	1	-	1,996	5	12	1	-	4,276	8
C-54 . . .	17	16	1	3,471	19	154	17	1	29,866	59
CB-17 . . .	1	4	-	210	1	17	3	1	3,417	15
CB-25 . . .	11	4	-	1,577	10	157	6	2	21,683	79
CB-26 . . .	-	3	-	-	-	4	4	-	658	3
C-46 . . .	85	15	-	10,750	64	169	14	1	19,781	147
C-47 . . .	335	121	10	41,788	416	538	131	11	47,476	497
C-82 . . .	63	29	3	11,041	88	46	26	6	7,934	33
C-45 . . .	119	57	10	5,727	143	143	33	4	6,448	134
C-64 . . .	-	1	-	-	-	-	-	-	-	-
C-117 . . .	-	-	-	-	-	3	1	-	96	1
C-53 . . .	-	-	-	-	-	-	2	-	-	-
<u>Trainer</u>	1,744	297	37	78,367	1,450	2,869	253	71	133,522	2,485
T-6 . . .	1,230	64	14	33,514	887	2,356	92	42	59,013	1,901
T-7 . . .	48	44	4	1,864	54	49	19	3	2,421	67
T-11 . . .	265	62	10	14,153	268	88	47	7	4,037	126
T-33 . . .	-	-	-	-	-	16	2	1	14,000	15
TB-29 . . .	5	1	-	2,476	5	-	1	-	-	-
TB-17 . . .	4	3	-	1,130	6	5	1	1	925	6
TB-25 . . .	139	49	6	20,189	171	225	27	7	32,230	231
TB-26 . . .	7	9	1	1,009	6	10	6	-	1,355	26
TP-51 . . .	36	12	1	2,552	43	81	24	3	6,151	80
TP-80 . . .	-	2	-	-	-	22	9	3	11,385	34
TC-46 . . .	-	3	1	-	-	9	5	3	1,284	13
TC-47 . . .	10	2	-	1,480	10	8	4	1	721	6
PT-13 . . .	-	46	-	-	-	-	16	-	-	-
<u>Communication</u>	43	52	7	414	76	71	45	5	1,020	87
L-4 . . .	5	16	2	28	8	14	13	1	143	23
L-5 . . .	16	10	1	125	31	7	16	2	109	12
L-13 . . .	21	22	4	249	36	49	15	2	758	44
H-5 . . .	-	3	-	12	1	-	1	-	-	-
H-6 . . .	1	1	-	-	-	-	-	-	-	-
H-13 . . .	-	-	-	-	-	1	-	-	8	8
<u>Glider</u>	-	1	-	-	-	-	1	1	-	-
C-18 . . .	-	1	-	-	-	-	1	1	-	-

INACTIVE

Total	2,173		719,472	1,158	2,575		311,556	1,758
XB-36 . . .	32		26,338	14	6		12,150	2
B-29 . . .	1,037		477,440	325	52		25,774	32
XB-29 . . .	128		63,715	36	57		29,195	13
B-50 . . .	4		1,488	4	-		-	-
B-17 . . .	1		220	1	-		-	-
B-48 . . .	1		2,290	1	-		-	-
B-25 . . .	-		-	-	1		130	1
B-26 . . .	44		6,591	31	131		19,150	86
XB-43 . . .	44		26,315	47	20		8,986	20
XB-48 . . .	-		-	-	11		17,825	16
B-45 . . .	16		20,707	17	1		1,785	1
XB-45 . . .	-		-	-	17		20,666	18
B-46 . . .	10		11,552	4	-		-	-
XB-46 . . .	-		-	-	2		3,060	2



TABLE 121 - USAF FLIGHT OPERATIONS, BY TYPE AND MODEL OF AIRCRAFT (Continued)

Type and Model	1st Quarter - FY 1950					2nd Quarter - FY 1950				
	Hours Flown	Aircraft		Fuel Consumed (In Gals)	Landings	Hours Flown	Aircraft		Fuel Consumed (In Gals)	Landings
		Av. On Hand	Av. In Com.				Av. On Hand	Av. In Com.		
INACTIVE--Continued										
F-47.	3			310	3	60			8,110	33
F-51.	33			2,400	33	47			2,837	25
F-80.	28			9,422	24	3			785	3
F-82.	-			-	-	4			444	7
F-84.	1			289	1	8			3,010	12
XF-86.	-			-	-	6			1,691	6
XF-92.	-			-	-	22			8,220	30
B-11.	1			525	1	-			-	-
RB-29.	-			-	-	-			10	-
RB-17.	-			-	-	19			4,686	6
RB-26.	58			7,953	24	-			-	-
RF-80.	56			17,515	44	33			12,077	40
XRF-80.	-			-	-	31			5,830	19
C-46.	-			-	-	62			8,520	6
C-47.	367			33,537	198	617			61,960	427
C-54.	6			1,420	3	-			-	-
C-64.	-			-	-	8			235	2
T-6.	36			936	35	1,200			32,694	683
T-11.	22			1,200	17	24			1,019	15
TB-26.	27			4,500	7	63			9,450	18
TB-29.	-			-	-	20			9,153	8
TB-25.	-			-	-	10			1,400	1
TP-51.	4			220	2	5			410	9
L-4.	2			6	9	-			-	-
L-5.	161			1,968	156	1			11	-
L-13.	28			360	47	9			37	11
H-13.	-			-	-	21			226	183
XL-15.	19			255	72	-			-	-
G-18.	4			-	2	3			20	22
XG-18.	-			-	-	1			-	1

TABLE -121- USAF FLIGHT OPERATIONS, BY TYPE AND MODEL OF AIRCRAFT (Continued)

Jan - Mar

Apr - Jun

Type and Model	3rd Quarter - FY 1950					4th Quarter - FY 1950				
	Hours Flown	Aircraft		Fuel Consumed (In Gals)	Landings	Hours Flown	Aircraft		Fuel Consumed (In Gals)	Landings
		Av. On Hand	Av. In Com.				Av. On Hand	Av. In Com.		
<b>Total</b>	<b>803,147</b>	<b>7,830</b>	<b>4,968</b>	<b>120,104,388</b>	<b>646,505</b>	<b>953,589</b>	<b>7,799</b>	<b>5,452</b>	<b>151,330,906</b>	<b>754,091</b>
<b>Bomber</b>	<b>59,028</b>	<b>778</b>	<b>336</b>	<b>27,505,745</b>	<b>19,300</b>	<b>73,147</b>	<b>735</b>	<b>448</b>	<b>35,879,682</b>	<b>22,859</b>
B-17	1,382	21	14	263,571	950	1,567	17	13	314,069	1,027
B-25	384	7	6	53,382	241	447	6	5	64,592	237
B-26	4,873	85	52	720,430	3,583	6,330	74	50	923,223	3,810
B-29	35,654	467	183	15,390,356	9,642	38,163	385	226	17,262,425	10,561
B-36	1,669	32	6	1,573,706	273	3,878	30	8	2,982,853	352
B-50	13,138	120	63	7,000,403	3,131	19,876	169	112	10,481,203	5,008
B-45	1,928	46	12	2,503,897	1,480	2,886	54	34	3,851,317	1,884
<b>Tanker</b>	-	-	-	-	-	<b>6,022</b>	<b>69</b>	<b>47</b>	<b>2,454,882</b>	<b>1,673</b>
KB-29	-	-	-	-	-	6,022	69	47	2,454,882	1,673
<b>Fighter</b>	<b>83,733</b>	<b>1,554</b>	<b>914</b>	<b>24,698,572</b>	<b>65,088</b>	<b>102,373</b>	<b>1,566</b>	<b>1,060</b>	<b>31,394,599</b>	<b>79,134</b>
F-47	3,536	80	41	456,325	2,629	7,160	79	66	864,800	4,737
F-51	5,692	169	118	399,539	3,810	4,954	66	45	327,229	3,232
F-61	179	3	2	31,890	108	-	-	-	-	-
F-80	29,225	585	382	10,506,219	23,529	42,282	629	467	15,152,350	32,343
F-82	11,317	191	84	1,500,107	6,014	1,777	71	52	255,551	1,183
F-84	17,638	261	142	6,372,888	13,049	18,242	256	124	6,663,915	13,082
F-86	16,146	265	145	5,431,604	15,949	20,202	353	246	6,917,284	19,865
F-82 (PGH)	-	-	-	-	-	7,503	109	59	1,107,062	4,466
F-94	-	-	-	-	-	253	3	1	106,408	226
<b>Reconnaissance</b>	<b>17,601</b>	<b>210</b>	<b>100</b>	<b>5,693,669</b>	<b>7,545</b>	<b>23,823</b>	<b>224</b>	<b>128</b>	<b>7,442,059</b>	<b>8,860</b>
RB-17	1,188	11	7	327,440	469	1,301	11	8	273,260	548
RB-25	269	3	2	34,732	189	215	3	2	30,650	147
RB-26	1,535	23	15	216,104	985	2,366	23	16	341,350	1,256
RB-29	9,937	97	29	4,109,821	2,768	13,844	110	48	5,353,624	2,880
RC-45	1,243	20	11	52,279	1,121	1,820	22	12	74,304	1,348
RC-47	344	5	5	36,070	188	409	5	5	43,372	251
RC-54	222	2	1	44,986	75	243	2	1	50,632	58
RF-51	5	1	1	275	4	-	-	-	-	-
RF-80	2,558	48	29	871,962	1,746	3,520	46	34	1,205,053	2,336
RB-50	-	-	-	-	-	57	1	1	35,420	16
RB-36	-	-	-	-	-	48	1	1	36,394	20
<b>Amphibious</b>	<b>1</b>	<b>1</b>	<b>-</b>	<b>120</b>	<b>2</b>	<b>1,548</b>	<b>20</b>	<b>11</b>	<b>150,909</b>	<b>1,797</b>
A-10	1	1	-	120	2	783	12	6	74,110	650
A-16	-	-	-	-	-	765	8	5	76,799	1,147
<b>Search &amp; Rescue</b>	<b>10,291</b>	<b>119</b>	<b>69</b>	<b>1,794,817</b>	<b>6,456</b>	<b>10,677</b>	<b>100</b>	<b>64</b>	<b>1,982,497</b>	<b>8,722</b>
SA-10	1,550	23	10	150,561	982	452	6	2	44,777	288
SA-16	646	9	5	77,118	856	801	5	4	78,324	809
SB-17	7,226	71	44	1,531,214	3,132	7,817	67	46	1,684,961	3,902
SB-29	26	1	1	11,576	14	274	4	2	125,272	263
SC-46	1	1	-	180	1	-	-	-	-	-
SC-47	182	2	1	15,892	98	347	4	2	33,345	233
SH-5	232	10	6	5,531	468	536	11	5	11,283	1,252
SL-5	228	2	2	2,745	905	450	3	3	4,535	1,975
<b>Cargo</b>	<b>293,459</b>	<b>2,183</b>	<b>1,408</b>	<b>37,290,625</b>	<b>144,188</b>	<b>330,605</b>	<b>2,094</b>	<b>1,451</b>	<b>42,396,287</b>	<b>161,605</b>
C-45	42,073	403	298	1,714,068	27,383	49,472	369	280	1,983,185	29,454
C-46	4,959	62	26	750,034	3,133	3,865	43	26	577,146	2,392
C-47	142,573	1,015	701	13,294,619	71,518	155,472	953	691	14,453,560	77,692
C-53	49	-	-	4,439	24	-	-	-	-	-
C-54	64,185	321	179	13,002,140	22,551	68,435	324	211	13,662,696	24,336
C-64	81	2	1	2,302	128	217	2	2	5,982	375
C-74	2,637	8	3	1,109,381	832	1,591	8	3	813,559	593
C-82	13,053	157	64	2,281,052	7,400	13,491	122	61	2,217,748	7,177
C-97	1,149	14	2	591,230	463	3,907	30	12	2,012,467	1,419
C-117	1,848	14	12	176,104	877	2,320	14	11	221,999	1,175
C-118	76	1	1	29,268	24	152	1	1	58,066	50
C-119	3,705	31	14	913,721	2,276	8,927	70	40	2,005,197	6,367



TABLE-121- USAF FLIGHT OPERATIONS, BY TYPE AND MODEL OF AIRCRAFT (Continued)

Type and Model	3rd Quarter - FY 1950-Continued					4th Quarter - FY 1950-Continued				
	Hours Flown	Aircraft		Fuel Consumed (In Gals)	Landings	Hours Flown	Aircraft		Fuel Consumed (In Gals)	Landings
		Av. On Hand	Av. In Com.				Av. On Hand	Av. In Com.		
OPERATING ACTIVE--Continued										
<b>Cargo</b> (Cont'd)										
C-121.	2,861	9	5	1,078,369	729	332,860	9	5	1,157,633	811
CB-17.	4,074	34	28	896,429	1,555	4,446	33	27	994,566	1,653
CB-25.	9,575	95	65	1,365,968	5,024	13,547	97	69	1,900,964	7,043
CB-26.	561	17	9	81,501	271	1,785	18	12	268,534	998
C-124.	-	-	-	-	-	118	1	-	62,985	70
<b>Trainer.</b>	<u>327,060</u>	<u>2,654</u>	<u>1,930</u>	<u>22,964,588</u>	<u>361,370</u>	<u>390,283</u>	<u>2,688</u>	<u>2,052</u>	<u>29,422,416</u>	<u>417,330</u>
T-6.	199,197	1,503	1,160	4,977,569	275,074	226,009	1,503	1,238	5,722,651	298,657
T-7.	5,390	53	40	214,443	4,085	6,488	61	48	248,140	5,204
T-11.	412	8	5	16,518	242	429	5	4	16,854	381
T-29.	20	-	-	2,527	14	753	5	4	113,138	649
T-33.	6,107	86	47	2,159,366	8,899	9,477	97	53	3,309,640	14,075
TB-17.	3,002	35	23	632,305	1,518	3,739	35	25	769,057	2,006
TB-25.	83,786	599	420	10,940,741	51,378	102,021	618	444	13,235,723	65,949
TB-26.	6,201	101	61	957,131	3,742	8,574	100	64	1,318,590	5,054
TB-29.	615	9	5	251,697	167	676	7	4	303,281	178
TF-51.	7,748	131	86	498,724	6,884	12,684	135	88	813,009	11,733
TF-80.	3,908	62	37	1,332,084	4,215	7,372	62	34	2,504,034	7,487
TC-47.	10,641	66	45	980,613	5,028	11,273	57	43	1,040,497	4,564
TH-5.	33	1	1	870	124	48	1	1	1,197	157
T-28.	-	-	-	-	-	740	2	2	26,605	1,236
<b>Communication.</b>	<u>11,700</u>	<u>234</u>	<u>151</u>	<u>153,356</u>	<u>42,186</u>	<u>14,244</u>	<u>211</u>	<u>147</u>	<u>188,925</u>	<u>50,879</u>
L-4.	-	1	-	-	-	-	-	-	-	-
L-5.	2,993	67	50	31,189	5,062	3,174	53	42	30,808	6,378
L-13.	1,918	55	34	26,707	3,455	2,088	42	25	27,685	4,239
LC-126.	369	9	5	5,044	921	1,071	10	6	14,220	3,025
L-15.	10	1	1	95	29	21	1	1	268	22
L-16.	3,088	20	19	14,049	9,571	3,598	23	21	15,368	11,573
L-17.	1	1	-	20	1	-	-	-	-	-
H-5.	2,746	71	38	68,509	16,653	3,641	73	47	91,527	18,442
H-13.	575	9	4	7,743	6,494	648	9	5	8,956	7,176
H-19.	-	-	-	-	-	3	-	-	93	24
<b>Glider.</b>	<u>201</u>	<u>65</u>	<u>39</u>	<u>-</u>	<u>283</u>	<u>608</u>	<u>63</u>	<u>27</u>	<u>-</u>	<u>1,009</u>
G-4.	18	6	2	-	39	14	6	3	-	44
G-15.	168	57	35	-	229	565	55	22	-	935
G-18.	15	2	2	-	15	29	2	2	-	30
<b>Aerial Target.</b>	<u>73</u>	<u>32</u>	<u>21</u>	<u>2,896</u>	<u>87</u>	<u>259</u>	<u>29</u>	<u>17</u>	<u>18,650</u>	<u>223</u>
Q-14.	64	31	20	721	83	195	28	17	2,460	165
QB-17.	9	1	1	2,175	4	64	1	-	16,190	58
OTHER ACTIVE										
<b>Total</b>	<u>3,025</u>	<u>849</u>	<u>96</u>	<u>634,552</u>	<u>2,623</u>	<u>3,151</u>	<u>838</u>	<u>78</u>	<u>688,674</u>	<u>1,999</u>
<b>Bomber.</b>	<u>589</u>	<u>168</u>	<u>14</u>	<u>232,488</u>	<u>273</u>	<u>488</u>	<u>109</u>	<u>5</u>	<u>261,371</u>	<u>155</u>
B-17.	2	3	-	397	2	14	23	1	3,098	19
B-26.	95	25	4	15,654	63	17	12	-	2,621	36
B-29.	444	126	9	186,619	183	413	61	2	209,599	81
B-36.	30	6	-	18,988	13	40	8	-	38,405	3
B-45.	-	1	-	-	-	4	-	-	7,553	4
B-50.	18	7	1	10,830	12	-	5	2	50	12
B-25.	-	-	-	-	-	-	-	-	45	-
<b>Tanker.</b>	<u>-</u>	<u>-</u>	<u>-</u>	<u>-</u>	<u>-</u>	<u>38</u>	<u>15</u>	<u>4</u>	<u>18,222</u>	<u>46</u>
KB-29.	-	-	-	-	-	38	15	4	18,222	46

TABLE 1-21- USAF FLIGHT OPERATIONS, BY TYPE AND MODEL OF AIRCRAFT (Continued)

Type and Model	3rd Quarter - FY 1950--Continued					4th Quarter - FY 1950--Continued				
	Hours Flown	Aircraft		Fuel Consumed (In Gals)	Landings	Hours Flown	Aircraft		Fuel Consumed (In Gals)	Landings
		Av. On Hand	Av. In Com.				Av. On Hand	Av. In Com.		
OTHER ACTIVE--Continued										
<u>Fighter.</u>	<u>433</u>	<u>228</u>	<u>13</u>	<u>142,297</u>	<u>581</u>	<u>200</u>	<u>196</u>	<u>7</u>	<u>71,948</u>	<u>228</u>
F-51 .	8	3	1	770	9	-	1	-	-	-
F-80 .	344	169	10	118,005	476	140	165	6	51,819	165
F-82 .	24	16	1	3,254	30	-	1	-	-	-
F-84 .	57	27	1	20,163	66	45	14	1	15,651	45
F-86 .	-	13	-	105	-	11	11	-	4,055	14
F-82(PGH)	-	-	-	-	-	4	4	-	423	4
<u>Recon-</u>										
<u>naissance</u>	<u>81</u>	<u>31</u>	<u>2</u>	<u>33,626</u>	<u>72</u>	<u>61</u>	<u>29</u>	<u>-</u>	<u>33,020</u>	<u>40</u>
RB-17.	3	1	-	520	3	-	2	-	-	-
RB-26.	3	1	-	394	3	-	-	-	-	-
RB-29.	61	17	1	27,757	39	45	20	-	26,941	24
RC-45.	-	2	-	-	-	-	1	-	-	-
RC-54.	1	1	-	162	1	-	-	-	-	-
RF-80.	13	9	1	4,793	26	9	4	-	3,292	11
RB-50.	-	-	-	-	-	7	2	-	2,787	5
<u>Amphibious</u>										
A-10 .	-	1	-	-	-	-	7	2	-	-
A-16 .	-	-	-	-	-	-	6	2	-	-
A-16 .	-	-	-	-	-	-	1	-	-	-
<u>Search &amp;</u>										
<u>Rescue</u>	<u>27</u>	<u>20</u>	<u>6</u>	<u>11,869</u>	<u>42</u>	<u>20</u>	<u>11</u>	<u>1</u>	<u>5,022</u>	<u>25</u>
SA-10.	6	6	2	650	8	4	2	-	830	4
SA-16:	-	1	-	-	-	3	1	-	260	12
SB-17.	13	6	1	2,693	19	7	5	1	1,200	4
SB-29.	18	7	3	8,526	15	6	3	-	2,732	5
<u>Cargo.</u>	<u>1,262</u>	<u>232</u>	<u>28</u>	<u>148,955</u>	<u>984</u>	<u>2,001</u>	<u>302</u>	<u>29</u>	<u>233,668</u>	<u>1,009</u>
C-45 .	114	42	4	5,614	96	217	71	3	14,285	170
C-46 .	96	5	2	10,877	88	36	8	1	5,115	33
C-47 .	670	116	14	61,684	557	1,354	150	28	126,512	606
C-53 .	1	2	-	110	2	-	-	-	-	-
C-54 .	207	29	1	38,347	96	324	24	2	69,563	147
C-74 .	7	2	-	3,104	7	1	1	-	750	1
C-82 .	32	19	3	6,305	25	54	36	3	14,521	36
C-117.	1	1	-	103	1	7	1	-	1,070	8
C-118.	4	-	-	1,800	2	-	-	-	-	-
CB-17.	4	3	1	742	3	5	4	-	1,015	3
CB-25.	35	7	2	4,515	42	3	2	1	537	5
CB-26.	91	6	1	15,754	65	-	3	-	-	-
C-97 .	-	-	-	-	-	-	2	1	300	-
<u>Trainer.</u>	<u>428</u>	<u>135</u>	<u>28</u>	<u>61,258</u>	<u>550</u>	<u>284</u>	<u>132</u>	<u>18</u>	<u>60,370</u>	<u>440</u>
T-6 .	15	16	7	459	13	7	4	-	283	15
T-7 .	120	25	3	5,976	198	21	11	1	1,359	52
T-11 .	-	1	-	15	1	16	2	1	585	5
T-33 .	20	12	-	7,726	18	74	30	5	29,950	82
TB-17.	-	1	-	-	-	2	1	-	525	4
TB-25.	106	45	11	19,822	138	121	59	10	19,370	230
TB-26.	132	12	4	21,500	133	6	3	-	1,244	8
TB-29.	11	5	-	5,006	10	5	2	-	2,411	7
TC-47.	2	3	-	136	3	14	9	1	1,377	19
TF-51.	32	7	3	2,618	36	9	1	-	437	10
TF-80.	-	8	-	-	-	6	10	-	2,829	8
<u>Communi-</u>										
<u>cation</u>	<u>185</u>	<u>32</u>	<u>5</u>	<u>2,059</u>	<u>121</u>	<u>25</u>	<u>32</u>	<u>2</u>	<u>206</u>	<u>29</u>
L-4 .	3	9	1	11	4	8	12	1	97	10
L-5 .	6	11	2	114	16	14	15	1	171	16
L-13 .	170	9	2	1,698	87	3	3	-	38	3
LC-126	-	1	-	-	-	-	1	-	-	-
H-5 .	6	2	-	236	14	-	1	-	-	-
<u>Glider</u>										
G-1B .	-	1	-	-	-	-	1	-	-	-
G-1B .	-	1	-	-	-	-	1	-	-	-

TABLE -121- USAF FLIGHT OPERATIONS, BY TYPE AND MODEL OF AIRCRAFT (Continued)

Type and Model	3rd Quarter - FY 1950					4th Quarter - FY 1950				
	Hours Flown	Aircraft		Fuel Consumed (In Gals)	Landings	Hours Flown	Aircraft		Fuel Consumed (In Gals)	Landings
		Av. On Hand	Av. In Com.				Av. On Hand	Av. In Com.		
OTHER ACTIVE--Continued										
Aerial Target	-	1	-	-	-	34	4	-	4,747	27
CB-17	-	1	-	-	-	22	1	-	4,530	8
Q-14	-	-	-	-	-	12	3	-	217	19
INACTIVE										
Total	5,039			882,503	3,259	4,328			981,716	2,911
B-36				-	-	21			20,232	8
B-29	219			105,618	101	291			168,517	90
XB-29	99			47,793	29	83			35,697	15
KB-29	4			1,650	4	1			594	1
XB-46	-			-	-	4			7,310	5
B-50	37			14,064	37	63			155,367	56
B-17	100			21,079	35	40			10,955	31
B-25	4			807	2	3			502	2
B-26	189			33,196	119	123			19,755	92
XB-43	57			22,661	50	24			17,834	23
B-45	16			23,733	13	17			21,252	14
XB-45	6			6,227	6	9			13,030	7
XB-46	-			-	-	2			2,947	2
F-47	366			45,254	225	800			78,319	482
F-51	76			5,381	84	34			2,515	42
F-80	84			32,675	75	96			31,124	79
F-84	114			37,541	108	28			9,609	25
XF-84	2			434	2	-			-	-
F-86	11			3,377	12	26			8,597	37
XF-86	13			4,161	13	34			10,692	48
XF-92	2			721	3	3			1,097	5
RB-17	538			122,834	175	170			37,577	54
RF-80	25			9,949	49	27			14,614	53
XRF-80	16			5,638	17	36			12,779	32
SA-16	-			-	-	8			595	17
SB-29	-			-	-	8			3,572	7
SB-17	-			-	-	135			38,844	32
GC-46	-			-	-	1			143	1
XC-99	-			-	-	-			14,680	-
C-54	-			-	-	11			2,120	4
C-45	311			12,886	191	-			-	-
C-46	256			39,357	110	30			7,903	23
C-47	1,019			104,204	758	1,583			160,802	1,071
C-82	27			4,550	23	-			-	-
CB-17	311			68,237	92	159			38,639	56
CB-26	50			9,174	22	3			806	1
T-6	144			3,772	119	95			3,208	100
T-7	25			1,012	15	48			4,922	17
T-11	23			1,103	26	53			2,721	66
TB-29	2			1,394	2	3			2,250	2
TB-17	2			330	3	-			-	-
TB-25	188			26,183	177	83			12,580	77
TB-26	336			59,209	201	33			5,448	30
TF-51	28			2,134	23	2			-	-
L-5	102			1,100	149	78			981	134
L-13	220			2,957	151	44			587	59
L-17	3			18	4	-			-	-
H-5	3			90	12	-			-	-
XG-18	11			-	22	8			-	6
XG-20	-			-	-	8			-	5

TABLE 122--HOURS FLOWN BY USAF OPERATING ACTIVE

Type and Model	Total	AMC	APG	ATRC	AD	ComAC Cont'l	MATS Cont'l	SEC Cont'l	HqCont Cont'l
January through June 1949									
<b>Total</b>	<b>2,006,986</b>	<b>114,557</b>	<b>20,564</b>	<b>506,848</b>	<b>68,476</b>	<b>230,178</b>	<b>117,113</b>	<b>174,579</b>	<b>77,244</b>
<b>Bomber</b>	<b>146,342</b>	<b>7,948</b>	<b>5,263</b>	<b>407</b>	<b>3,448</b>	<b>14,993</b>	<b>896</b>	<b>74,872</b>	<b>197</b>
B-26	3,832	51	95	-	-	-	-	3,662	-
B-29	83,712	1,761	1,783	-	-	91	642	61,236	-
B-50	9,984	143	204	-	-	-	-	8,767	-
B-17	10,012	2,067	1,671	117	-	-	132	-	-
B-25	3,710	1,762	-	286	-	-	386	411	13
B-26	34,383	1,893	1,410	4	3,448	14,222	-	796	184
B-45	709	271	100	-	-	294	-	-	-
<b>Fighter</b>	<b>194,966</b>	<b>9,722</b>	<b>1,607</b>	<b>6,522</b>	<b>727</b>	<b>55,798</b>	-	<b>24,517</b>	<b>279</b>
F-24	42	42	-	-	-	-	-	-	-
F-47	25,534	139	78	-	-	4,533	-	-	-
F-51	55,737	1,642	312	1,922	727	2,276	-	11,027	279
F-60	61,906	1,962	603	4,600	-	19,808	-	41	-
F-82	12,333	645	165	-	-	-	-	11,432	-
F-84	23,738	797	331	-	-	22,583	-	-	-
F-86	3,097	466	109	-	-	491	-	2,017	-
F-61	5,113	7	-	-	-	-	-	-	-
F-82 P/G/H	7,466	22	9	-	-	6,107	-	-	-
<b>Reconnaissance</b>	<b>62,193</b>	<b>1,075</b>	<b>288</b>	<b>606</b>	-	<b>10,858</b>	<b>3,237</b>	<b>14,765</b>	<b>253</b>
RB-29	21,526	109	-	-	-	-	2,737	5,802	-
RB-17	15,582	-	-	-	-	-	363	8,395	-
RB-25	439	-	-	439	-	-	-	-	-
RB-26	5,233	435	-	-	-	3,450	-	-	-
RF-51	2,590	200	-	-	-	1,243	-	-	-
RF-80	11,648	168	288	-	-	6,165	-	2	-
RF-61	1,145	3	-	-	-	-	-	-	-
RC-54	442	-	-	-	-	-	-	442	-
RC-47	211	-	-	74	-	-	137	-	-
RC-45	3,377	160	-	93	-	-	-	124	253
<b>Amphibious</b>	<b>4,099</b>	<b>1</b>	-	-	-	-	<b>2,584</b>	-	-
A-10	4,036	1	-	-	-	-	2,584	-	-
A-12	63	-	-	-	-	-	-	-	-
<b>Search &amp; Rescue</b>	<b>15,817</b>	-	-	-	-	-	<b>2,837</b>	-	-
SB-17	14,764	-	-	-	-	-	2,837	-	-
SC-46	330	-	-	-	-	-	-	-	-
SC-47	146	-	-	-	-	-	-	-	-
SL-5	346	-	-	-	-	-	-	-	-
SH-5	231	-	-	-	-	-	-	-	-
<b>Carro</b>	<b>895,289</b>	<b>68,021</b>	<b>6,562</b>	<b>36,798</b>	<b>39,007</b>	<b>93,382</b>	<b>96,068</b>	<b>45,731</b>	<b>60,542</b>
C-74	5,309	-	-	-	-	-	5,309	-	-
C-97	2,354	49	-	-	-	-	1,327	894	-
C-54	313,138	1,305	-	531	-	-	12,871	4,634	-
C-121	5,330	-	-	-	-	-	5,330	-	-
CB-17	12,656	2,093	-	613	243	209	-	651	1,921
CB-25	26,808	9,145	-	2,873	508	2,695	579	3,166	7,842
CB-26	4,829	2,296	-	1,118	178	1,099	-	-	138
C-46	21,952	873	-	-	-	-	-	-	-
C-47	352,785	38,468	5,006	27,838	5,221	52,706	61,759	34,938	20,698
C-82	27,682	597	45	-	-	16,703	2,009	786	-
C-118	221	-	-	-	-	-	221	-	-
C-45	117,222	12,927	1,511	3,825	32,857	19,970	6,663	662	26,268
C-64	373	-	-	-	-	-	-	-	-
C-117	4,630	268	-	-	-	-	-	-	3,675
<b>Trainer</b>	<b>649,057</b>	<b>30,123</b>	<b>6,446</b>	<b>449,471</b>	<b>25,282</b>	<b>49,789</b>	<b>4,755</b>	<b>14,535</b>	<b>15,951</b>
T-6	339,648	14,261	659	251,199	407	23,277	-	4,214	348
T-7	14,169	2,689	-	-	9,598	-	-	-	-
T-11	1,511	1,141	-	-	-	61	-	-	-
TB-29	1,272	188	407	-	-	-	28	649	-
TB-17	9,012	1,819	2,784	24	-	202	168	110	150
TB-25	183,744	5,552	397	129,491	9,297	12,410	4,406	9,154	12,391
TB-26	22,247	1,134	2,081	4,150	2,709	11,024	-	408	-
TF-47	18	-	-	-	-	18	-	-	-
TF-51	35,788	1,906	-	24,748	3,271	2,797	4	-	3,062



TABLE -122- HOURS FLOWN BY USAF OPERATING ACTIVE

Line No.	Type and Model	Total	AAC	APG	ATRC	AU	ComAC Contl	MATS Contl	SAC Contl	HqComd Contl
(January through June 1949 - Continued)										
	<u>Trainer (Cont'd)</u>									
1	TF-80 . . . .	14,920	234	118	14,496	-	-	-	-	-
2	TC-47 . . . .	26,711	1,199	-	25,363	-	-	149	-	-
3	BT-13 . . . .	17	-	-	-	-	-	-	-	-
4	<u>Communication</u>	<u>37,882</u>	<u>1,402</u>	<u>275</u>	<u>13,044</u>	<u>12</u>	<u>4,495</u>	<u>6,736</u>	<u>159</u>	<u>22</u>
5	L-4 . . . . .	453	-	-	95	-	325	-	-	-
6	L-5 . . . . .	17,191	361	107	860	12	3,094	3,618	49	22
7	L-13 . . . . .	2,854	194	13	515	-	42	1,956	110	-
8	L-15 . . . . .	174	174	-	-	-	-	-	-	-
9	L-16 . . . . .	8,211	29	-	8,182	-	-	-	-	-
10	L-17 . . . . .	231	231	-	-	-	-	-	-	-
11	LC-126 . . . .	688	38	-	-	-	-	-	-	-
12	H-5 . . . . .	5,853	50	155	1,816	-	1,034	1,162	-	-
13	H-6 . . . . .	356	24	-	8	-	-	-	-	-
14	H-13 . . . . .	1,869	301	-	1,568	-	-	-	-	-
15	<u>Glider . . . .</u>	<u>847</u>	<u>51</u>	<u>2</u>	<u>-</u>	<u>-</u>	<u>761</u>	<u>-</u>	<u>-</u>	<u>-</u>
16	G-4 . . . . .	6	-	-	-	-	-	-	-	-
17	G-15 . . . . .	809	34	-	-	-	748	-	-	-
18	G-18 . . . . .	32	17	2	-	-	13	-	-	-
19	<u>Aerial Target</u>	<u>494</u>	<u>214</u>	<u>121</u>	<u>-</u>	<u>-</u>	<u>102</u>	<u>-</u>	<u>-</u>	<u>-</u>
20	Q-14 . . . . .	332	173	-	-	-	102	-	-	-
21	QB-17 . . . .	121	-	121	-	-	-	-	-	-
22	QF-80 . . . .	41	41	-	-	-	-	-	-	-





TABLE -122- HOURS FLOWN BY USAF OPERATING ACTIVE

(1st Quarter FY 1950)

Type and Model	Total	AMC	APG	AtrC	AU	ConAC Contl	MATS Contl	SAC Contl	HqComd Contl	Vittles Contl
<b>Total</b>	<b>1,101,642</b>	<b>64,759</b>	<b>10,890</b>	<b>228,585</b>	<b>28,212</b>	<b>129,977</b>	<b>72,994</b>	<b>112,356</b>	<b>46,373</b>	<b>9,530</b>
<b>Bomber</b>	<b>81,531</b>	<b>2,592</b>	<b>2,782</b>	<b>115</b>	<b>2,078</b>	<b>4,447</b>	<b>917</b>	<b>49,120</b>	<b>572</b>	-
B-36	2,474	35	40	-	-	-	-	2,399	-	-
B-29	49,323	1,242	960	-	-	151	831	35,909	-	-
KB-29	3,032	-	-	-	-	-	-	2,122	-	-
B-50	9,988	197	168	-	-	-	-	8,260	-	-
B-17	3,037	687	810	-	-	-	-	-	-	-
B-25	851	214	-	14	-	59	38	101	425	-
B-26	16,133	1,030	745	101	2,078	3,790	48	329	147	-
B-45	693	187	59	-	-	447	-	-	-	-
<b>Fighter</b>	<b>106,557</b>	<b>2,637</b>	<b>492</b>	<b>6,758</b>	<b>17</b>	<b>38,528</b>	-	<b>11,433</b>	<b>40</b>	-
F-24	4	4	-	-	-	-	-	-	-	-
F-47	9,331	52	33	-	-	116	-	-	-	-
F-51	28,982	636	8	1,962	17	2,966	-	3,996	40	-
F-80	29,546	871	200	4,796	-	8,069	-	-	-	-
F-82	4,396	252	18	-	-	2	-	4,124	-	-
F-84	23,558	616	165	-	-	22,777	-	-	-	-
F-86	4,898	164	63	-	-	1,358	-	3,313	-	-
F-61	2,112	-	-	-	-	-	-	-	-	-
F-82(F,G,H)	3,730	42	5	-	-	3,240	-	-	-	-
<b>Reconnaissance</b>	<b>27,935</b>	<b>516</b>	<b>191</b>	<b>356</b>	-	<b>2,766</b>	<b>2,524</b>	<b>10,507</b>	<b>229</b>	-
RB-29	11,498	111	-	-	-	-	2,417	3,094	-	-
RB-17	9,284	-	-	-	-	-	107	7,017	-	-
RB-25	218	-	-	218	-	-	-	-	-	-
RB-26	2,470	125	28	-	-	1,534	-	-	-	-
RF-51	111	108	-	-	-	3	-	-	-	-
RF-80	2,735	46	162	-	-	1,229	-	-	10	-
RC-54	311	-	-	-	-	-	-	311	-	-
RC-47	138	-	-	138	-	-	-	-	-	-
RC-45	1,170	126	1	-	-	-	-	85	219	-
<b>Amphibious</b>	<b>2,628</b>	-	-	-	-	-	<b>1,602</b>	-	-	-
A-10	2,492	-	-	-	-	-	1,602	-	-	-
A-12	136	-	-	-	-	-	-	-	-	-
<b>Search &amp; Rescue</b>	<b>7,442</b>	-	-	-	-	-	<b>1,042</b>	-	-	-
SB-17	6,987	-	-	-	-	-	1,042	-	-	-
SC-46	76	-	-	-	-	-	-	-	-	-
SC-47	110	-	-	-	-	-	-	-	-	-
SL-5	175	-	-	-	-	-	-	-	-	-
SH-5	94	-	-	-	-	-	-	-	-	-
<b>Cargo</b>	<b>448,868</b>	<b>28,733</b>	<b>3,838</b>	<b>22,017</b>	<b>21,985</b>	<b>52,831</b>	<b>62,124</b>	<b>30,044</b>	<b>33,868</b>	<b>9,530</b>
C-74	2,875	-	-	-	-	-	2,875	-	-	-
C-97	1,452	17	-	-	-	-	59	619	-	-
C-54	116,607	578	-	306	-	-	12,343	2,350	-	9,530
C-121	3,386	-	-	-	-	-	3,386	-	-	-
CB-17	5,964	1,138	191	334	201	107	12	525	974	-
CB-25	16,761	5,935	-	2,321	240	1,935	106	1,618	4,606	-
CB-26	3,290	1,399	-	927	119	726	-	-	119	-
C-46	9,887	595	-	-	-	-	-	-	-	-
C-47	203,320	21,519	2,864	15,570	2,625	27,677	37,765	22,986	11,229	-
C-82	21,277	237	197	5	-	13,246	1,157	1,622	-	-
C-118	84	-	-	-	-	-	84	-	-	-
C-45	61,177	7,208	586	2,554	18,800	9,140	4,337	324	15,108	-
C-64	399	-	-	-	-	-	-	-	-	-
C-117	2,389	107	-	-	-	-	-	-	1,832	-
<b>Trainer</b>	<b>405,898</b>	<b>28,755</b>	<b>3,472</b>	<b>292,424</b>	<b>14,088</b>	<b>29,695</b>	<b>2,882</b>	<b>11,183</b>	<b>11,664</b>	-
T-6	226,090	8,309	376	177,360	190	16,109	-	4,611	1,086	-
T-7	8,885	2,055	-	-	5,220	12	102	-	721	-
T-11	851	631	-	-	-	117	-	-	-	-
T-33	3,530	86	61	2,929	-	-	-	131	61	-
TB-29	687	103	225	-	-	-	-	359	-	-
TB-17	4,852	1,287	1,611	68	-	126	36	47	119	-
TB-25	111,832	3,596	168	80,448	4,972	7,205	2,745	5,116	7,468	-
TB-26	13,719	976	1,006	2,351	1,653	5,506	-	919	508	-

AIRCRAFT, BY TYPE AND MODEL, BY COMMAND (Continued)

(1st Quarter FY 1950)

USAFSS	AAC	GAirC	FEAF	USAFE	ComAC o/s	MATS o/s	SAC o/s	HqComd o/s	3rd ADiv	Vittles o/s	St- out
92	19,494	11,567	78,001	36,182	2,605	39,168	10,419	6,978	3,396	80,064	1
-	25	5	10,533	1,918	-	796	8,498	-	123	-	2
-	-	-	3,896	-	-	109	6,225	-	-	-	3
-	-	-	-	-	-	-	910	-	-	-	4
-	-	-	-	966	-	451	1,363	-	-	-	5
-	-	-	-	-	-	-	-	123	-	-	6
-	35	5	6,637	952	-	236	-	-	-	-	7
-	-	-	-	-	-	-	-	-	-	-	8
-	-	-	-	-	-	-	-	-	-	-	9
-	-	-	-	-	-	-	-	-	-	-	10
-	2,022	-	29,114	15,516	-	-	-	-	-	-	11
-	-	-	-	9,130	-	-	-	-	-	-	12
-	-	-	19,357	-	-	-	-	-	-	-	13
-	1,635	-	7,589	6,386	-	-	-	-	-	-	14
-	-	-	-	-	-	-	-	-	-	-	15
-	-	-	-	-	-	-	-	-	-	-	16
-	-	-	2,112	-	-	-	-	-	-	-	17
-	387	-	56	-	-	-	-	-	-	-	18
-	-	-	-	-	-	-	-	-	-	-	19
-	90	201	2,080	1,440	-	5,174	1,861	-	-	-	20
-	-	-	243	758	-	4,593	1,283	-	-	-	21
-	-	-	-	682	-	581	578	-	-	-	22
-	-	101	-	-	-	-	-	-	-	-	23
-	-	100	1,188	-	-	-	-	-	-	-	24
-	-	-	-	-	-	-	-	-	-	-	25
-	-	-	649	-	-	-	-	-	-	-	26
-	90	-	-	-	-	-	-	-	-	-	27
-	340	314	-	-	-	372	-	-	-	-	28
-	204	314	-	-	-	372	-	-	-	-	29
-	136	-	-	-	-	-	-	-	-	-	30
-	-	-	-	-	-	-	-	-	-	-	31
-	792	518	152	219	-	4,219	-	-	-	-	32
-	792	518	152	105	-	4,374	-	-	-	-	33
-	-	-	-	110	-	76	-	-	-	-	34
-	-	-	-	-	-	175	-	-	-	-	35
-	-	-	-	-	-	94	-	-	-	-	36
-	-	-	-	-	-	-	-	-	-	-	37
-	-	-	-	-	-	-	-	-	-	-	38
-	-	-	-	-	-	-	-	-	-	-	39
92	12,673	8,405	19,448	15,434	2,605	25,266	60	6,578	3,273	80,064	40
-	-	-	-	-	-	757	-	-	-	-	41
-	659	236	5,778	285	-	5,111	-	-	-	79,431	42
-	-	-	-	-	-	-	-	-	-	-	43
-	228	660	837	89	-	580	-	49	39	-	44
-	-	-	-	-	-	-	-	-	-	-	45
-	-	-	-	-	-	-	-	-	-	-	46
-	-	-	7,777	-	-	1,515	-	-	-	-	47
92	10,870	7,509	3,647	14,422	-	15,164	-	6,147	3,234	-	48
-	176	-	-	272	2,605	1,067	60	-	-	633	49
-	-	-	-	-	-	-	-	-	-	-	50
-	394	-	1,409	-	-	1,019	-	298	-	-	51
-	346	-	-	-	-	53	-	-	-	-	52
-	-	-	-	366	-	-	-	84	-	-	53
-	-	-	-	-	-	-	-	-	-	-	54
-	1,848	1,599	15,908	1,068	-	1,141	-	170	-	-	55
-	217	837	15,794	859	-	342	-	-	-	-	56
-	775	-	-	-	-	-	-	-	-	-	57
-	-	-	-	-	-	103	-	-	-	-	58
-	126	-	-	136	-	-	-	-	-	-	59
-	-	-	-	-	-	-	-	-	-	-	60
-	501	380	-	-	-	507	-	170	-	-	61
-	99	-	13	-	-	2	-	-	-	-	62
-	130	382	101	-	-	187	-	-	-	-	63





TABLE -122- HOURS FLOWN BY USAF OPERATING ACTIVE.

(2nd Quarter FY 1950)

Line No.	Type and Model	Total	AMC	APG	ATRC	AU	ConAC Contl	MATS Contl	SAC Contl	HqComd Contl	SNC	Vittles Contl
1	<b>Total</b>	<b>779,822</b>	<b>35,430</b>	<b>9,774</b>	<b>252,128</b>	<b>27,720</b>	<b>85,002</b>	<b>70,942</b>	<b>93,666</b>	<b>41,624</b>	<b>1,373</b>	<b>2,009</b>
2	<b>Bomber</b>	<b>59,393</b>	<b>2,216</b>	<b>2,354</b>	<b>190</b>	<b>467</b>	<b>1,399</b>	<b>642</b>	<b>41,644</b>	<b>539</b>	<b>52</b>	-
3	B-36	1,899	-	56	-	-	-	-	1,821	-	-	-
4	B-29	36,589	670	679	-	-	89	635	32,075	-	40	-
5	B-50	8,946	147	63	-	-	-	-	7,285	-	12	-
6	B-17	2,147	566	769	-	-	-	-	-	-	-	-
7	B-25	575	102	-	-	-	-	1	222	250	-	-
8	B-26	8,677	604	752	190	467	912	6	241	289	-	-
9	B-45	560	127	35	-	-	398	-	-	-	-	-
10	<b>Fighter</b>	<b>75,832</b>	<b>1,545</b>	<b>554</b>	<b>3,178</b>	-	<b>28,107</b>	-	<b>7,924</b>	-	-	-
11	F-24	-	-	-	-	-	-	-	-	-	-	-
12	F-47	4,971	15	48	-	-	8	-	-	-	-	-
13	F-51	17,488	352	4	939	-	886	-	379	-	-	-
14	F-80	21,272	580	331	2,239	-	5,733	-	-	-	-	-
15	F-82	9,514	192	25	-	-	3,406	-	4,637	-	-	-
16	F-84	16,423	268	134	-	-	15,834	-	162	-	-	-
17	F-86	5,136	138	12	-	-	2,240	-	2,746	-	-	-
18	F-61	1,028	-	-	-	-	-	-	-	-	-	-
19	<b>Reconnaissance</b>	<b>14,455</b>	<b>293</b>	<b>134</b>	<b>371</b>	<b>1</b>	<b>1,570</b>	<b>1,469</b>	<b>4,679</b>	<b>608</b>	-	-
20	RB-29	6,136	53	-	-	-	-	1,438	2,244	-	-	-
21	RB-17	3,368	-	-	-	-	-	31	2,139	-	-	-
22	RB-25	172	-	-	172	-	-	-	-	-	-	-
23	RB-26	1,494	67	-	-	-	1,098	-	-	-	-	-
24	RF-51	13	-	-	-	-	-	-	-	-	-	-
25	RF-80	1,920	134	113	-	-	472	-	-	280	-	-
26	RC-54	196	-	-	-	-	-	-	196	-	-	-
27	RC-47	280	-	-	199	-	-	-	-	-	-	-
28	RC-45	876	26	21	-	1	-	-	100	328	-	-
29	<b>Amphibious</b>	<b>2,494</b>	<b>31</b>	<b>77</b>	-	-	-	<b>1,691</b>	-	-	-	-
30	A-10	2,266	-	-	-	-	-	1,571	-	-	-	-
31	A-16	228	31	77	-	-	-	120	-	-	-	-
32	<b>Search &amp; Rescue</b>	<b>7,661</b>	-	-	-	-	-	<b>1,144</b>	-	-	-	-
33	SB-17	6,882	-	-	-	-	-	1,144	-	-	-	-
34	SC-46	56	-	-	-	-	-	-	-	-	-	-
35	SC-47	105	-	-	-	-	-	-	-	-	-	-
36	SL-5	274	-	-	-	-	-	-	-	-	-	-
37	SH-5	344	-	-	-	-	-	-	-	-	-	-
38	<b>Cargo</b>	<b>301,513</b>	<b>22,279</b>	<b>3,430</b>	<b>16,102</b>	<b>16,187</b>	<b>35,506</b>	<b>62,018</b>	<b>30,138</b>	<b>29,406</b>	<b>843</b>	<b>2,009</b>
39	C-74	2,303	-	-	-	-	-	2,303	-	-	-	-
40	C-97	981	17	4	-	-	-	99	343	-	-	-
41	C-54	56,523	845	-	217	-	2,532	22,816	2,715	-	-	2,009
42	C-121	2,918	-	-	-	-	-	2,918	-	-	-	-
43	CB-17	4,738	233	116	231	170	111	88	447	947	70	-
44	CB-25	11,361	2,806	-	1,582	180	839	159	1,210	4,336	249	-
45	CB-26	1,649	434	-	474	91	433	-	151	66	-	-
46	C-46	5,448	264	-	-	-	-	-	-	-	-	-
47	C-47	155,348	12,466	2,516	12,345	1,950	18,876	28,418	24,553	9,402	221	-
48	C-82	11,269	74	130	-	-	6,412	1,130	591	-	-	-
49	C-118	125	-	-	-	-	-	125	-	-	-	-
50	C-45	46,473	5,135	629	1,253	13,796	6,127	3,962	128	13,042	303	-
51	C-64	66	-	-	-	-	-	-	-	-	-	-
52	C-117	2,095	-	-	-	-	-	-	-	1,613	-	-
53	C-119	216	5	35	-	-	176	-	-	-	-	-
54	<b>Trainer</b>	<b>307,015</b>	<b>8,645</b>	<b>3,039</b>	<b>227,567</b>	<b>11,049</b>	<b>17,377</b>	<b>2,697</b>	<b>9,203</b>	<b>11,071</b>	<b>446</b>	-
55	T-6	189,905	2,443	173	161,655	50	8,223	-	3,087	208	99	-
56	T-7	6,586	858	-	-	4,689	6	-	-	627	252	-
57	T-11	500	343	-	-	-	-	-	-	-	50	-
58	T-33	3,023	120	77	1,428	-	122	-	769	72	-	-
59	TB-29	449	58	254	-	-	-	-	137	-	-	-
60	TB-17	2,948	350	1,377	167	-	98	-	186	100	-	-
61	TB-25	75,304	2,278	118	48,869	3,516	5,897	2,396	4,183	7,995	45	-
62	TB-26	9,894	628	1,040	1,321	2,084	2,359	-	841	1,040	-	-
63	TF-51	4,901	642	-	1,850	710	670	-	-	1,029	-	-









TABLE -122- HOURS FLOWN BY USAF OPERATING ACTIVE

(3rd. Quarter FY 1950)

Type	Type and Model	Total	AMC	AFG	ATRC	AU	ComAC Contl.	MATS Contl.	SAC Contl.	HqComd Contl.	SWC	Vittles Contl.
1	<b>Total</b>	<b>803,147</b>	<b>29,865</b>	<b>10,342</b>	<b>284,466</b>	<b>26,535</b>	<b>86,533</b>	<b>63,552</b>	<b>98,268</b>	<b>39,788</b>	<b>4,963</b>	<b>12</b>
2	<b>Bomber</b>	<b>59,028</b>	<b>1,497</b>	<b>2,372</b>	<b>6</b>	<b>70</b>	<b>1,836</b>	<b>179</b>	<b>42,650</b>	<b>170</b>	<b>527</b>	-
3	B-17	1,382	391	858	-	-	90	-	-	-	-	-
4	B-25	384	69	-	-	-	-	22	223	70	-	-
5	B-26	4,873	324	844	6	70	121	-	62	100	-	-
6	B-29	30,298	421	439	-	-	96	67	24,122	-	421	-
7	B-36	1,669	-	50	-	-	-	-	1,601	-	-	-
8	B-45	1,928	205	76	-	-	1,619	-	-	-	-	-
9	B-50	13,138	87	105	-	-	-	-	11,286	-	106	-
9.1	KB-29	5,356	-	-	-	-	-	-	5,356	-	-	-
10	<b>Fighter</b>	<b>83,733</b>	<b>1,372</b>	<b>1,107</b>	<b>2,779</b>	-	<b>31,615</b>	-	<b>11,819</b>	-	-	-
11	F-47	3,536	-	36	-	-	-	-	-	-	-	-
12	F-51	5,692	212	28	856	-	626	-	446	-	-	-
13	F-61	179	-	-	-	-	-	-	-	-	-	-
14	F-80	29,225	593	515	1,810	-	3,749	-	-	-	-	-
15	F-82	11,317	205	40	-	-	3,362	-	5,245	-	-	-
16	F-84	17,638	166	349	52	-	14,001	-	258	-	-	-
17	F-86	16,146	199	139	61	-	9,877	-	5,870	-	-	-
18	<b>Reconnaissance</b>	<b>17,601</b>	<b>344</b>	<b>308</b>	<b>565</b>	<b>265</b>	<b>2,006</b>	<b>2,013</b>	<b>4,264</b>	<b>751</b>	-	-
19	RB-17	1,488	-	-	-	-	-	-	365	-	-	-
20	RB-25	269	-	-	269	-	-	-	-	-	-	-
21	RB-26	1,535	120	-	-	-	1,218	-	-	-	-	-
22	RB-29	9,937	113	-	-	-	-	2,013	3,623	-	-	-
23	RC-45	1,243	-	123	-	265	-	-	54	342	-	-
24	RC-47	344	-	-	296	-	-	-	-	-	-	-
25	RC-54	222	-	-	-	-	-	-	222	-	-	-
26	RF-51	5	5	-	-	-	-	-	-	-	-	-
27	RF-80	2,558	106	185	-	-	788	-	-	409	-	-
28	<b>Amphibious</b>	<b>1</b>	-	-	-	-	-	-	-	-	-	-
29	A-10	1	-	-	-	-	-	-	-	-	-	-
30	<b>Search &amp; Rescue</b>	<b>10,291</b>	<b>138</b>	<b>109</b>	-	-	-	<b>3,701</b>	-	-	-	-
31	SA-10	1,550	-	-	-	-	-	1,199	-	-	-	-
32	SA-16	846	112	109	-	-	-	625	-	-	-	-
33	SB-17	7,226	-	-	-	-	-	1,769	-	-	-	-
34	SB-29	26	26	-	-	-	-	-	-	-	-	-
35	SC-46	1	-	-	-	-	-	-	-	-	-	-
36	SC-47	182	-	-	-	-	-	108	-	-	-	-
37	SH-5	232	-	-	-	-	-	-	-	-	-	-
38	SL-5	228	-	-	-	-	-	-	-	-	-	-
39	<b>Cargo</b>	<b>293,459</b>	<b>18,815</b>	<b>3,717</b>	<b>17,741</b>	<b>16,667</b>	<b>35,607</b>	<b>56,191</b>	<b>31,359</b>	<b>26,392</b>	<b>2,803</b>	<b>12</b>
40	C-45	42,073	4,570	441	1,773	14,748	5,473	2,179	2	10,317	1,202	-
41	C-46	4,959	209	-	-	-	-	-	-	-	-	-
42	C-47	142,573	10,109	2,609	13,402	1,260	17,206	22,093	24,903	10,860	829	-
43	C-53	49	-	-	-	-	-	-	-	-	-	-
44	C-54	64,185	1,015	-	314	-	4,558	24,647	3,744	-	-	12
45	C-64	81	-	-	-	-	-	-	-	-	-	-
46	C-74	2,637	-	-	-	-	-	2,637	-	-	-	-
47	C-82	13,053	183	313	-	-	4,395	1,382	589	-	-	-
48	C-97	1,149	111	57	-	-	-	314	461	-	-	-
49	C-117	1,848	-	-	-	-	-	-	-	1,576	-	-
50	C-118	76	-	-	-	-	-	76	-	-	-	-
51	C-119	3,705	171	125	-	-	3,409	-	-	-	-	-
52	C-121	2,861	-	-	-	-	-	2,861	-	-	-	-
53	CB-17	4,074	137	172	110	116	186	-	357	827	128	-
54	CB-25	9,575	2,282	-	2,129	208	338	2	1,174	2,798	644	-
55	CB-26	561	28	-	13	335	42	-	129	14	-	-
56	<b>Trainer</b>	<b>327,060</b>	<b>7,217</b>	<b>2,669</b>	<b>258,406</b>	<b>9,521</b>	<b>14,348</b>	<b>621</b>	<b>8,159</b>	<b>12,475</b>	<b>1,540</b>	-
57	T-6	199,197	2,666	-	175,445	61	8,238	-	2,066	-	152	-
58	T-7	5,390	68	-	-	3,810	-	-	-	481	1,027	-
59	T-11	412	90	-	-	-	45	-	-	-	277	-
60	T-29	20	20	-	-	-	-	-	-	-	-	-
61	T-33	6,107	168	49	3,002	-	1,268	-	954	117	-	-
62	TB-17	3,002	583	1,516	172	-	87	-	75	42	-	-







TABLE 122- HOURS FLOWN BY USAF OPERATING

(4th Quarter FY 1950)

Line	Type and Model	Total	AMC	APG	ATRC	AU	ComAC Cont'l	HqComd Cont'l	SAC Cont'l	USAFSS	SWC	MATS Cont'l
1	<b>Total</b> . . . .	<b>953,589</b>	<b>53,117</b>	<b>11,192</b>	<b>328,195</b>	<b>32,990</b>	<b>115,879</b>	<b>45,132</b>	<b>106,848</b>	<b>353</b>	<b>5,706</b>	<b>60,377</b>
2	<b>Bomber</b> . . . .	<b>73,147</b>	<b>2,186</b>	<b>2,657</b>	<b>124</b>	<b>273</b>	<b>2,900</b>	<b>29</b>	<b>49,711</b>	-	<b>637</b>	<b>722</b>
3	B-36 . . . .	3,878	-	54	-	-	-	-	3,824	-	-	-
4	B-29 . . . .	38,163	877	229	-	-	522	-	28,649	-	352	722
5	B-50 . . . .	19,876	559	164	124	-	-	-	16,986	-	216	-
6	B-17 . . . .	1,567	393	1,174	-	-	-	-	-	-	-	-
7	B-25 . . . .	447	182	-	-	-	-	29	236	-	-	-
8	B-26 . . . .	6,330	902	867	-	273	3	-	16	-	-	-
9	B-45 . . . .	2,886	273	169	-	-	2,375	-	-	-	69	-
10	<b>Tanker</b> . . . .	<b>6,022</b>	<b>9</b>	-	-	-	-	-	<b>4,445</b>	-	-	-
11	KB-29 . . . .	6,022	9	-	-	-	-	-	4,445	-	-	-
12	<b>Fighter</b> . . . .	<b>102,373</b>	<b>1,972</b>	<b>896</b>	<b>4,401</b>	-	<b>41,488</b>	-	<b>6,871</b>	-	-	-
13	F-47 . . . .	7,160	73	-	-	-	-	-	-	-	-	-
14	F-51 . . . .	4,954	604	-	2,713	-	693	-	574	-	-	-
15	F-80 . . . .	42,282	629	537	1,560	-	3,739	-	-	-	-	-
16	F-82 . . . .	1,777	123	-	-	-	-	-	1,654	-	-	-
17	F-84 . . . .	18,242	243	99	14	-	16,277	-	1,609	-	-	-
18	F-86 . . . .	20,202	253	117	114	-	16,684	-	3,034	-	-	-
19	F-94 . . . .	253	45	116	-	-	92	-	-	-	-	-
20	F-82 (FGH)	7,503	2	27	-	-	4,003	-	-	-	-	-
21	<b>Reconnaissance</b>	<b>23,821</b>	<b>300</b>	<b>662</b>	<b>556</b>	<b>214</b>	<b>4,119</b>	<b>683</b>	<b>5,214</b>	-	-	<b>2,225</b>
22	RB-29 . . . .	13,844	48	-	-	-	-	-	4,493	-	-	2,225
23	RB-50 . . . .	57	-	57	-	-	-	-	-	-	-	-
24	RB-17 . . . .	1,301	-	177	-	-	-	-	339	-	-	-
25	RB-25 . . . .	215	-	-	215	-	-	-	-	-	-	-
26	RB-26 . . . .	2,414	131	-	-	-	2,022	-	48	-	-	-
27	RF-80 . . . .	3,520	121	253	-	-	2,097	184	-	-	-	-
28	RC-54 . . . .	243	-	-	-	-	-	-	243	-	-	-
29	RC-47 . . . .	409	-	-	341	-	-	-	-	-	-	-
30	RC-45 . . . .	1,820	-	175	-	214	-	499	91	-	-	-
31	<b>Search &amp; Rescue</b>	<b>10,677</b>	<b>21</b>	<b>2</b>	-	-	-	-	-	-	-	<b>3,007</b>
32	SA-10 . . . .	452	-	-	-	-	-	-	-	-	-	318
33	SA-16 . . . .	801	11	2	-	-	-	-	-	-	-	788
34	SB-29 . . . .	274	10	-	-	-	-	-	-	-	-	264
35	SB-17 . . . .	7,817	-	-	-	-	-	-	-	-	-	1,472
36	SC-47 . . . .	347	-	-	-	-	-	-	-	-	-	165
37	SH-5 . . . .	536	-	-	-	-	-	-	-	-	-	-
38	SL-5 . . . .	450	-	-	-	-	-	-	-	-	-	-
39	<b>Cargo</b> . . . .	<b>330,605</b>	<b>31,889</b>	<b>4,010</b>	<b>21,538</b>	<b>18,479</b>	<b>45,689</b>	<b>27,961</b>	<b>29,777</b>	<b>227</b>	<b>4,539</b>	<b>51,734</b>
40	C-74 . . . .	1,083	-	-	-	-	-	-	-	-	-	1,083
41	C-97 . . . .	3,907	260	131	-	-	-	-	1,476	-	-	1,229
42	C-124 . . . .	118	118	-	-	-	-	-	-	-	-	-
43	C-54 . . . .	68,435	1,048	181	296	-	5,121	-	2,901	-	-	22,530
44	C-119 . . . .	8,927	114	121	-	-	8,692	-	-	-	-	-
45	C-121 . . . .	2,860	-	-	-	-	-	-	-	-	-	2,860
46	C-46 . . . .	3,865	131	-	-	-	-	-	-	-	-	-
47	C-47 . . . .	155,980	17,087	2,464	15,573	1,307	21,732	10,536	23,216	227	1,163	20,879
48	C-82 . . . .	13,491	235	228	-	-	3,439	-	404	-	-	1,675
49	CB-17 . . . .	4,446	88	434	103	188	111	1,035	239	-	91	-
50	CB-25 . . . .	13,547	4,543	-	3,041	373	502	2,842	1,518	-	728	-
51	CB-26 . . . .	1,785	1,091	-	-	672	-	-	22	-	-	-
52	C-118 . . . .	152	-	-	-	-	-	-	-	-	-	152
53	C-117 . . . .	2,320	-	-	-	-	-	2,000	-	-	-	-
54	C-45 . . . .	49,472	7,174	451	2,525	15,939	6,092	11,548	1	-	2,557	1,326
55	C-64 . . . .	217	-	-	-	-	-	-	-	-	-	-
56	<b>Trainer</b> . . . .	<b>390,283</b>	<b>15,364</b>	<b>2,741</b>	<b>295,795</b>	<b>13,987</b>	<b>19,632</b>	<b>16,459</b>	<b>10,828</b>	<b>126</b>	<b>448</b>	<b>715</b>
57	T-6 . . . .	226,009	6,787	-	193,112	102	10,605	-	3,964	-	3	-
58	T-7 . . . .	6,488	245	-	-	5,282	-	775	-	-	135	-
59	T-11 . . . .	429	324	-	-	-	-	-	-	-	105	-
60	T-33 . . . .	9,477	216	101	5,022	-	2,001	57	983	-	-	-
61	T-29 . . . .	753	58	100	595	-	-	-	-	-	-	-
62	TB-29 . . . .	676	21	127	-	-	-	-	528	-	-	-
63	TB-17 . . . .	3,739	966	1,505	113	-	198	54	76	-	-	-

ACTIVE AIRCRAFT, BY TYPE AND MODEL, BY COMMAND (Continued)

(4th Quarter FY 1950)

AAC	CairC	FEAF	USAFE	3rd ADiv	HqComd o/s	SAC o/s	MATS o/s	IRPGD	H. No.
<u>21,834</u>	<u>3,128</u>	<u>63,283</u>	<u>40,208</u>	<u>3,525</u>	<u>7,307</u>	<u>9,498</u>	<u>44,853</u>	<u>164</u>	1
-	-	7,051	470	-	-	5,387	-	-	2
-	-	-	-	-	-	-	-	-	3
-	-	3,252	-	-	-	3,560	-	-	4
-	-	-	-	-	-	1,827	-	-	5
-	-	-	-	-	-	-	-	-	6
-	-	-	-	-	-	-	-	-	7
-	-	3,795	478	-	-	-	-	-	8
-	-	-	-	-	-	-	-	-	9
-	-	-	-	-	-	1,568	-	-	10
-	-	-	-	-	-	1,568	-	-	11
<u>7,484</u>	-	<u>25,951</u>	<u>13,310</u>	-	-	-	-	-	12
-	-	-	7,087	-	-	-	-	-	13
<u>6,807</u>	-	370	-	-	-	-	-	-	14
-	-	22,787	6,223	-	-	-	-	-	15
-	-	-	-	-	-	-	-	-	16
-	-	-	-	-	-	-	-	-	17
-	-	-	-	-	-	-	-	-	18
677	-	2,794	-	-	-	-	-	-	19
-	-	-	-	-	-	-	-	-	20
<u>28</u>	<u>24</u>	<u>1,674</u>	<u>964</u>	-	<u>72</u>	<u>1,910</u>	<u>5,168</u>	-	21
-	-	-	-	-	-	1,910	5,168	-	22
28	-	40	717	-	-	-	-	-	23
-	34	-	179	-	-	-	-	-	24
-	-	865	-	-	-	-	-	-	25
-	-	-	-	-	-	-	-	-	26
-	-	-	68	-	-	-	-	-	27
-	-	-	-	-	-	-	-	-	28
-	-	769	-	-	72	-	-	-	29
-	-	-	-	-	-	-	-	-	30
<u>1,215</u>	-	-	<u>75</u>	-	-	-	<u>6,354</u>	<u>3</u>	31
26	-	-	-	-	-	-	105	3	32
-	-	-	-	-	-	-	-	-	33
-	-	-	-	-	-	-	-	-	34
773	-	-	75	-	-	-	5,572	-	35
-	-	-	-	-	-	-	107	-	36
416	-	-	-	-	-	-	120	-	37
-	-	-	-	-	-	-	450	-	38
<u>10,983</u>	<u>2,142</u>	<u>16,310</u>	<u>23,305</u>	<u>3,525</u>	<u>6,705</u>	<u>633</u>	<u>31,002</u>	<u>157</u>	39
-	-	-	-	-	-	-	811	-	40
-	-	-	-	-	-	-	-	-	41
2,478	150	6,204	6,611	144	-	-	20,771	-	42
-	-	-	-	-	-	-	-	-	43
-	-	-	-	-	-	-	-	-	44
-	-	3,734	-	-	-	-	-	-	45
7,704	1,848	3,309	9,842	3,218	6,455	482	8,781	157	46
196	-	-	6,599	-	-	76	639	-	47
277	144	1,439	74	64	84	75	-	-	48
-	-	-	-	-	-	-	-	-	49
-	-	-	-	-	-	-	-	-	50
-	-	-	-	-	-	-	-	-	51
-	-	-	179	-	141	-	-	-	52
111	-	1,624	-	99	25	-	-	-	53
217	-	-	-	-	-	-	-	-	54
-	-	-	-	-	-	-	-	-	55
<u>1,017</u>	<u>64</u>	<u>11,646</u>	<u>1,147</u>	-	<u>172</u>	-	<u>142</u>	-	56
-	-	10,907	529	-	-	-	-	-	57
51	-	-	-	-	-	-	-	-	58
-	-	-	-	-	-	-	-	-	59
445	-	349	303	-	-	-	-	-	60
-	-	-	-	-	-	-	-	-	61
-	-	-	-	-	-	-	-	-	62
362	-	-	151	-	172	-	142	-	63





ACTIVE AIRCRAFT, BY TYPE AND MODEL, BY COMMAND (Continued)

(4th Quarter FY 1950 - Continued)

AAC	CalrC	FEAF	USAFE	3rd ADiv	HqComd o/s	SAC o/s	MATS o/s	LRPGD	1950
-	-	-	-	-	-	-	-	-	1
111	64	390	164	-	-	-	-	-	2
-	-	-	-	-	-	-	-	-	3
-	-	-	-	-	-	-	-	-	4
-	-	-	-	-	-	-	-	-	5
48	-	-	-	-	-	-	-	-	6
-	-	-	-	-	-	-	-	-	7
-	-	-	-	-	-	-	-	-	8
-	-	-	-	-	-	-	218	4	9
-	-	-	-	-	-	-	218	4	10
-	-	-	-	-	-	-	-	-	11
1,071	888	513	927	-	358	-	1,969	-	12
-	-	513	937	-	358	-	935	-	13
-	599	-	-	-	-	-	242	-	14
-	-	-	-	-	-	-	-	-	15
-	-	-	-	-	-	-	-	-	16
1,071	-	-	-	-	-	-	-	-	17
-	289	-	-	-	-	-	792	-	18
-	-	-	-	-	-	-	-	-	19
-	-	-	-	-	-	-	-	-	20
36	-	14	-	-	-	-	-	-	21
-	-	14	-	-	-	-	-	-	22
36	-	-	-	-	-	-	-	-	23
-	-	-	-	-	-	-	-	-	24
-	-	124	-	-	-	-	-	-	25
-	-	124	-	-	-	-	-	-	26
-	-	-	-	-	-	-	-	-	27

a/ No flying time reported by Continental Air Command overseas during 4th quarter FY 1950.

TABLE 123 - ISSUANCE OF AIRCRAFT FUEL BY OCTANE RATING

(In thousands of gallons. Includes issues for use by USAF aircraft - and Air Reserve - only. Does not include issues to foreign Air Forces or other Government agencies, or non-aircraft issues, such as crash boats and block testing. Figures in parentheses are minus quantities.)

Octane Rating	FY 1949		FY 1950				
	3rd Qtr	4th Qtr	Total	1st Qtr	2nd Qtr	3rd Qtr	4th Qtr
<b>World-Wide - Total</b>	<b>83,648</b>	<b>105,813</b>	<b>591,055</b>	<b>166,936</b>	<b>122,813</b>	<b>134,493</b>	<b>166,813</b>
80	180	177	609	196	148	134	131
91	6,256	7,691	27,843	7,416	6,013	6,528	7,886
130	61,386	75,281	393,766	125,814	86,828	84,315	96,809
115/145	2,951	5,565	50,360	8,170	7,642	13,374	21,174
JP-1	12,875	17,101	113,081	25,333	21,673	28,303	37,772
JP-3	-	-	5,385	-	506	1,838	3,041
73	-	-	11	7	3	1	-
<b>Continental US (Excluding MATS)</b>	<b>73,758</b>	<b>96,592</b>	<b>405,889</b>	<b>108,861</b>	<b>86,243</b>	<b>93,095</b>	<b>117,690</b>
80	170	161	364	119	80	82	83
91	5,436	7,346	27,449	7,347	5,942	6,307	7,853
130	53,578	66,515	249,658	74,108	57,806	54,001	63,743
115/145	2,703	5,483	44,788	7,469	7,054	11,564	18,701
JP-1	11,871	17,088	83,261	19,818	15,361	21,141	26,941
JP-3	-	-	369	-	-	-	369
73	-	-	-	-	-	-	-
<b>Overseas (Excluding MATS)</b>	<b>a/</b>	<b>a/</b>	<b>98,969</b>	<b>22,473</b>	<b>20,218</b>	<b>24,823</b>	<b>31,455</b>
80	-	-	194	62	56	38	38
91	-	-	162	-	-	162	-
130	-	-	60,877	16,908	13,153	14,439	16,377
115/145	-	-	3,111	147	202	1,232	1,530
JP-1	-	-	29,589	5,349	6,298	7,113	10,829
JP-3	-	-	5,025	-	506	1,838	2,681
73	-	-	11	7	3	1	-
<b>MATS - Total</b>	<b>9,890</b>	<b>9,222</b>	<b>86,197</b>	<b>35,602</b>	<b>16,352</b>	<b>16,575</b>	<b>17,668</b>
80	10	16	51	15	12	14	10
91	820	345	232	69	71	59	33
130	7,808	8,766	83,231	34,798	15,869	15,875	16,689
115/145	248	82	2,461	554	386	578	943
JP-1	1,004	13	231	166	14	49	2
JP-3	-	-	(9)	-	-	-	(9)
73	-	-	-	-	-	-	-
<b>MATS - Continental US</b>	<b>9,890</b>	<b>9,222</b>	<b>36,723</b>	<b>9,214</b>	<b>8,851</b>	<b>8,737</b>	<b>9,921</b>
80	10	16	28	9	6	8	5
91	820	345	232	69	71	59	33
130	7,808	8,766	35,249	9,115	8,669	8,343	9,122
115/145	248	82	1,162	18	95	281	768
JP-1	1,004	13	61	3	10	46	2
JP-3	-	-	(9)	-	-	-	(9)
73	-	-	-	-	-	-	-
<b>MATS - Overseas</b>	<b>a/</b>	<b>a/</b>	<b>49,474</b>	<b>26,388</b>	<b>7,501</b>	<b>7,838</b>	<b>7,747</b>
80	a/	a/	23	6	6	6	5
91	a/	a/	-	-	-	-	-
130	a/	a/	47,982	25,683	7,200	7,532	7,567
115/145	a/	a/	1,299	536	291	297	175
JP-1	a/	a/	170	163	4	3	-
JP-3	a/	a/	-	-	-	-	-
73	a/	a/	-	-	-	-	-

a/ Data concerning USAF issuance of aircraft fuel in overseas areas were not available prior to July 1949.


Source: Cost Control and Analysis Office - Comptroller's Dept - Hq, AMC.

TABLE-124—AIRWAYS AND AIR COMMUNICATIONS SERVICE FACILITIES

(Under Command jurisdiction of Military Air Transport Service)

Type of Facility	31 Mar 1949			30 Jun 1949			30 Sep 1949		
	Total	Domestic	Foreign	Total	Domestic	Foreign	Total	Domestic	Foreign
<b>TOTAL</b>	<b>1165</b>	<b>531</b>	<b>632</b>	<b>1123</b>	<b>534</b>	<b>589</b>	<b>1014</b>	<b>486</b>	<b>528</b>
<b>Navigation - Total</b>	<b>750</b>	<b>323</b>	<b>427</b>	<b>718</b>	<b>321</b>	<b>397</b>	<b>652</b>	<b>309</b>	<b>343</b>
Air to Ground . . . . .	123	63	60	113	60	53	103	56	47
Control Tower . . . . .	158	88	70	153	88	65	148	90	58
High Frequency (D/F) . . . . .	25	-	25	21	-	21	19	-	19
Very High Frequency (D/F) . . . . .	41	26	15	38	24	14	31	17	14
Ground Control Approach . . . . .	79	40	39	77	36	41	71	34	37
Instrument Landing System . . . . .	15	3	12	11	4	7	4	3	1
Loran . . . . .	3	-	3	3	-	3	2	-	2
Radio Range . . . . .	86	33	53	85	35	50	76	34	42
Fan Marker . . . . .	7	6	1	7	6	1	7	6	1
Radar Beacon . . . . .	27	14	13	27	15	12	30	18	12
Homing Beacon . . . . .	79	12	67	78	13	65	68	13	55
Surveillance Radar . . . . .	2	2	-	2	2	-	4	3	1
Z Marker . . . . .	77	31	46	76	34	42	71	34	37
Air Traffic Control . . . . .	27	5	22	26	4	22	17	1	16
Evaluation (D/F) . . . . .	1	-	1	1	-	1	1	-	1
<b>Non-Navigation-Total</b>	<b>415</b>	<b>210</b>	<b>205</b>	<b>405</b>	<b>213</b>	<b>192</b>	<b>362</b>	<b>177</b>	<b>185</b>
Point to Point . . . . .	170	82	88	165	84	81	170	97	73
Facsimile . . . . .	90	75	15	90	76	14	71	51	20
Message Center . . . . .	60	10	50	59	10	49	68	16	52
Cryptographic . . . . .	95	43	52	91	43	48	53	13	40

Type of Facility	31 Dec 1949			31 Mar 1950			30 Jun 1950		
	Total	Domestic	Foreign	Total	Domestic	Foreign	Total	Domestic	Foreign
<b>TOTAL</b>	<b>957</b>	<b>474</b>	<b>483</b>	<b>1064</b>	<b>566</b>	<b>518</b>	<b>1024</b>	<b>529</b>	<b>495</b>
<b>Navigation - Total</b>	<b>607</b>	<b>294</b>	<b>313</b>	<b>599</b>	<b>286</b>	<b>313</b>	<b>579</b>	<b>281</b>	<b>298</b>
Air to Ground . . . . .	95	52	43	94	51	43	89	49	40
Control Tower . . . . .	131	80	51	125	78	47	118	75	43
High Frequency (D/F) . . . . .	17	-	17	16	-	16	17	-	17
Very High Frequency (D/F) . . . . .	29	19	10	31	21	10	35	25	10
Ground Control Approach . . . . .	71	35	36	73	36	37	75	37	38
Instrument Landing System . . . . .	4	3	1	8	3	5	5	2	3
Loran . . . . .	2	-	2	2	-	2	1	-	1
Radio Range . . . . .	71	32	39	70	31	39	64	27	37
Fan Marker . . . . .	7	6	1	6	5	1	7	6	1
Radar Beacon . . . . .	29	18	11	29	19	10	30	22	8
Homing Beacon . . . . .	65	14	51	60	9	51	60	9	51
Surveillance Radar . . . . .	4	3	1	4	3	1	4	3	1
Z Marker . . . . .	66	32	34	64	30	34	57	26	31
Air Traffic Control . . . . .	16	-	16	17	-	17	17	-	17
Evaluation (D/F) . . . . .	-	-	-	-	-	-	-	-	-
<b>Non-Navigation-Total</b>	<b>350</b>	<b>180</b>	<b>170</b>	<b>465</b>	<b>280</b>	<b>205</b>	<b>445</b>	<b>248</b>	<b>197</b>
Point to Point . . . . .	153	87	66	156	88	68	148	84	64
Facsimile . . . . .	83	64	19	97	77	20	98	77	21
Message Center . . . . .	65	14	51	64	14	50	62	13	49
Cryptographic . . . . .	49	15	34	148	81	67	137	74	63





**PART IX .....**  
**TRANSPORTATION**



## TRANSPORTATION

Up to and including October 1948, the Department of the Army was charged with the overall responsibility of providing transportation services for the support of Air Force activities. However, certain transportation functions were performed by the Department of the Air Force. Pursuant to the Army-Air Force agreements as to the implementation of the National Security Act of 1947, and in accordance with existing procedures and practices relative to the routine utilization of carriers by either Department, the Department of the Air Force provides or secures all transportation required to support its domestic and overseas activities, except ocean transportation and the operation of water ports in the Zone of the Interior and Overseas unified commands.

Tables in this section indicate, to some extent, the transportation requirements of the Air Force and the means and facilities by which these requirements are satisfied. Ocean transportation to and from overseas was moved by Army transports or commercial vessels as indicated in Tables 125 and 126.

Table 127 presents data on shipments overseas, for the Air Force of bulk petroleum products in tankers operated under supervision of the Department of the Navy.

Tables 129 and 127 indicate the number of USAF military personnel moved by water to and from overseas.

Data in Table 130 indicate the funds required to procure commercial transportation for normal troop support, during the last two quarters of the fiscal year 1949 and fiscal year 1950. These expenses, however, do not include first destination transportation, transportation in connection with real property acquisition and construction activities; transportation incident to air combat maneuvers; transportation of organizational equipment and impedimenta in connection with troop movements; transportation for research and development activities; ocean transportation of packaged aviation petroleum oil and lubricants and cargo movements.

TABLE 125- USAF CARGO SHIPMENTS FROM UNITED STATES TO OVERSEAS, BY WATER

(Measurement Tonnage on Army and Commercial Vessels)

Destination Area and Receiving Port	Last Half FY 1949			FY 1950				
	Total	3rd Quarter	4th Quarter	Total	1st Quarter	2nd Quarter	3rd Quarter	4th Q'tr
<u>Total</u> . . . . .	<u>143,823</u>	<u>65,830</u>	<u>77,993</u>	<u>339,963</u>	<u>92,132</u>	<u>92,544</u>	<u>74,322</u>	<u>80,965</u>
NEW YORK . . . . .	64,976	35,681	29,295	73,362	22,675	12,641	15,218	22,828
NEW ORLEANS . . . . .	7,127	3,907	3,220	18,884	1,446	9,258	2,778	5,402
SAN FRANCISCO . . . . .	59,518	20,127	39,391	213,204	61,640	48,923	53,867	48,774
SEATTLE . . . . .	12,202	6,115	6,087	34,513	6,371	21,722	2,459	3,961
<u>ATLANTIC AREA - Total</u> . . . . .	<u>71,522</u>	<u>38,851</u>	<u>32,671</u>	<u>90,516</u>	<u>23,789</u>	<u>21,692</u>	<u>17,673</u>	<u>27,962</u>
<u>North Atlantic</u> . . . . .	<u>4,146</u>	<u>1,338</u>	<u>2,808</u>	<u>13,378</u>	<u>2,433</u>	<u>1,923</u>	<u>2,842</u>	<u>6,180</u>
New York . . . . .	4,146	1,338	2,808	13,378	2,433	1,923	2,842	6,180
<u>Carib. &amp; S. America</u> . . . . .	<u>7,291</u>	<u>3,907</u>	<u>3,384</u>	<u>12,942</u>	<u>1,410</u>	<u>7,508</u>	<u>2,393</u>	<u>1,631</u>
San Francisco . . . . .	157	-	157	-	-	-	-	-
New York . . . . .	7	-	7	830	99	74	516	141
New Orleans . . . . .	7,127	3,907	3,220	12,112	1,311	7,434	1,877	1,490
<u>Europe-United Kingdom</u> . . . . .	<u>57,507</u>	<u>31,806</u>	<u>25,701</u>	<u>60,343</u>	<u>19,107</u>	<u>10,558</u>	<u>11,691</u>	<u>18,987</u>
New York . . . . .	57,507	31,806	25,701	54,253	18,828	9,275	10,815	15,335
San Francisco . . . . .	-	-	-	325	279	46	-	-
New Orleans . . . . .	-	-	-	5,765	-	1,237	876	3,652
<u>Africa - Near East</u> . . . . .	<u>2,578</u>	<u>1,800</u>	<u>778</u>	<u>3,853</u>	<u>839</u>	<u>1,103</u>	<u>747</u>	<u>1,164</u>
New York . . . . .	2,578	1,800	778	3,853	839	1,103	747	1,164
<u>PACIFIC AREA - Total</u> . . . . .	<u>72,301</u>	<u>26,979</u>	<u>45,322</u>	<u>249,447</u>	<u>68,343</u>	<u>71,452</u>	<u>56,649</u>	<u>53,003</u>
<u>Alaska</u> . . . . .	<u>12,318</u>	<u>6,158</u>	<u>6,160</u>	<u>40,542</u>	<u>7,845</u>	<u>24,198</u>	<u>4,825</u>	<u>2,674</u>
New York . . . . .	-	-	-	165	165	-	-	-
San Francisco . . . . .	124	45	79	7,285	1,309	2,562	2,490	924
Seattle . . . . .	12,194	6,113	6,081	33,092	6,371	21,636	2,335	2,750
<u>Hawaii</u> . . . . .	<u>2,217</u>	<u>1,077</u>	<u>1,140</u>	<u>4,962</u>	<u>677</u>	<u>1,312</u>	<u>2,074</u>	<u>899</u>
New Orleans . . . . .	-	-	-	25	-	-	25	-
San Francisco . . . . .	2,217	1,077	1,140	4,937	677	1,312	2,049	899
<u>Marianas - Bonins</u> . . . . .	<u>9,048</u>	<u>6,560</u>	<u>2,488</u>	<u>6,913</u>	<u>2,251</u>	<u>2,420</u>	<u>1,733</u>	<u>509</u>
New York . . . . .	-	-	-	126	-	126	-	-
San Francisco . . . . .	9,048	6,560	2,488	6,787	2,251	2,294	1,733	509
<u>Phil-Ryukyus-Australia</u> . . . . .	<u>2,756</u>	<u>531</u>	<u>3,225</u>	<u>43,396</u>	<u>11,188</u>	<u>12,191</u>	<u>6,132</u>	<u>13,839</u>
New Orleans . . . . .	-	-	-	-	-	-	-	-
San Francisco . . . . .	3,726	501	3,225	43,350	11,188	12,191	6,132	13,839
New York . . . . .	30	30	-	46	-	-	46	-
<u>Japan</u> . . . . .	<u>44,961</u>	<u>12,653</u>	<u>32,308</u>	<u>153,610</u>	<u>46,368</u>	<u>31,330</u>	<u>41,838</u>	<u>24,074</u>
New York . . . . .	707	707	-	687	297	139	251	-
New Orleans . . . . .	-	-	-	982	135	587	-	260
San Francisco . . . . .	44,246	11,944	32,302	150,520	45,936	30,518	41,463	32,603
Seattle . . . . .	8	2	6	1,421	-	86	124	1,211
<u>Asia</u> . . . . .	<u>1</u>	<u>-</u>	<u>1</u>	<u>24</u>	<u>14</u>	<u>1</u>	<u>1</u>	<u>8</u>
New York . . . . .	1	-	1	24	14	1	1	8

Source: Transportation Division. D/Maintenance Supply and Services - DCS/M



TABLE -126- USAF CARGO SHIPMENTS RECEIVED IN UNITED STATES FROM OVERSEAS BY WATER

(Measurement Tonnage on Army and Commercial Vessels)

DESTINATION AREA AND RECEIVING PORT	Last Half FY 1949			FY 1950				
	Total	3rd Quarter	4th Quarter	Total	1st Quarter	2nd Quarter	3rd Quarter	4th Quarter
<u>Total</u> . . . . .	<u>66,811</u>	<u>23,944</u>	<u>42,867</u>	<u>187,216</u>	<u>49,486</u>	<u>54,817</u>	<u>41,320</u>	<u>41,593</u>
NEW YORK . . . . .	17,345	7,700	9,645	38,738	16,038	12,248	6,258	4,294
NEW ORLEANS . . . . .	8,275	5,596	2,679	34,224	4,295	6,151	15,820	7,958
SAN FRANCISCO . . . . .	31,086	9,452	21,634	78,724	19,370	19,785	15,729	23,840
SEATTLE . . . . .	10,105	1,196	8,909	35,530	9,783	16,633	3,613	5,501
<u>ATLANTIC AREA - Total</u> . .	<u>23,945</u>	<u>10,152</u>	<u>13,792</u>	<u>79,157</u>	<u>20,333</u>	<u>24,594</u>	<u>21,978</u>	<u>12,252</u>
<u>North Atlantic</u> . . . . .	<u>925</u>	<u>645</u>	<u>280</u>	<u>1,450</u>	<u>197</u>	<u>559</u>	<u>385</u>	<u>309</u>
New York . . . . .	925	645	280	1,450	197	559	385	309
<u>Carib. &amp; S. America</u> . . .	<u>6,665</u>	<u>2,452</u>	<u>4,212</u>	<u>47,060</u>	<u>4,295</u>	<u>16,529</u>	<u>17,952</u>	<u>8,284</u>
San Francisco . . . . .	-	-	-	6,195	-	6,195	-	-
New York . . . . .	65	-	65	6,641	-	4,183	2,132	326
New Orleans . . . . .	4,826	2,453	2,373	34,224	4,295	6,151	15,820	7,958
Seattle . . . . .	1,774	-	1,774	-	-	-	-	-
<u>Europe-United Kingdom</u> . . .	<u>16,187</u>	<u>6,887</u>	<u>9,300</u>	<u>30,629</u>	<u>15,841</u>	<u>7,495</u>	<u>3,634</u>	<u>3,659</u>
New York . . . . .	16,187	6,887	9,300	30,629	15,841	7,495	3,634	3,659
<u>Africa-Near East-Med.</u> . . . .	<u>168</u>	<u>168</u>	<u>-</u>	<u>18</u>	<u>-</u>	<u>11</u>	<u>7</u>	<u>-</u>
New York . . . . .	168	168	-	18	-	11	7	-
<u>PACIFIC AREA - Total</u> . . . . .	<u>42,866</u>	<u>13,791</u>	<u>29,075</u>	<u>108,059</u>	<u>29,153</u>	<u>30,223</u>	<u>19,342</u>	<u>29,341</u>
<u>Alaska</u> . . . . .	<u>3,109</u>	<u>665</u>	<u>2,444</u>	<u>31,414</u>	<u>5,041</u>	<u>16,633</u>	<u>3,610</u>	<u>6,130</u>
San Francisco . . . . .	-	-	-	645	16	-	-	629
Seattle . . . . .	3,109	665	2,444	30,769	5,025	16,633	3,610	5,501
<u>Hawaii</u> . . . . .	<u>5,999</u>	<u>1,977</u>	<u>4,022</u>	<u>22,260</u>	<u>9,753</u>	<u>3,236</u>	<u>4,101</u>	<u>5,170</u>
San Francisco . . . . .	5,999	1,977	4,022	22,260	9,753	3,236	4,101	5,170
<u>Marianas - Bonins</u> . . . . .	<u>11,708</u>	<u>1,522</u>	<u>10,186</u>	<u>10,956</u>	<u>6,829</u>	<u>2,741</u>	<u>679</u>	<u>707</u>
San Francisco . . . . .	7,050	1,522	5,528	6,201	2,074	2,741	679	707
Seattle . . . . .	4,658	-	4,658	4,755	4,755	-	-	-
<u>Phil-Ryukyu-Australia.</u> . . . .	<u>9,569</u>	<u>2,040</u>	<u>7,529</u>	<u>7,456</u>	<u>2,481</u>	<u>2,427</u>	<u>1,261</u>	<u>1,287</u>
San Francisco . . . . .	9,043	1,514	7,529	7,456	2,481	2,427	1,261	1,287
Seattle . . . . .	526	526	-	-	-	-	-	-
<u>Japan</u> . . . . .	<u>12,408</u>	<u>7,514</u>	<u>4,894</u>	<u>35,973</u>	<u>5,049</u>	<u>5,186</u>	<u>9,691</u>	<u>16,047</u>
New Orleans . . . . .	3,449	3,143	306	-	-	-	-	-
San Francisco . . . . .	8,921	4,366	4,555	35,967	5,046	5,186	9,688	16,047
Seattle . . . . .	38	5	33	6	3	-	3	-
<u>Asia</u> . . . . .	<u>73</u>	<u>73</u>	<u>-</u>	<u>-</u>	<u>-</u>	<u>-</u>	<u>-</u>	<u>-</u>
San Francisco . . . . .	73	73	-	-	-	-	-	-

Source: Transportation Division. D/Maintenance Supply and Services - DCS/M

TABLE-127- USAF SHIPMENTS OF BULK PETROLEUM PRODUCTS, BY WATER - FY 1950

(IN GALLONS)

270

DESTINATION, AREA OF ORIGIN AND TYPE OF PRODUCT	Last Half F. Y. 1949			F. Y. 1950				
	Total	3rd Quarter	4th Quarter	Total	1st Quarter	2nd Quarter	3rd Quarter	4th Quarter
TOTAL . . . . .	124,926,060	61,014,618	63,911,442	164,027,514	67,358,550	33,600,210	31,427,424	31,641,330
115/145 OCTANE GASOLINE . . . . .	6,366,108	-	6,366,108	9,406,950	3,785,040	-	2,098,446	3,523,464
100/130 OCTANE GASOLINE . . . . .	106,905,162	52,220,406	54,684,756	109,471,824	47,077,086	26,265,288	27,442,716	8,686,734
JET FUEL (JP-1/3) . . . . .	11,654,790	8,794,212	2,860,578	45,148,740	16,496,424	7,334,922	1,886,262	19,431,132
<u>ATLANTIC AREA</u>								
To Europe:								
<u>Gulf Coast - Total:</u>	69,819,036	32,675,412	37,143,624	40,161,372	23,722,356	13,184,052	-	3,554,964
100/130 Octane Gasoline . . . . .	66,958,458	32,675,412	34,283,046	36,214,794	22,320,522	11,757,144	-	2,137,128
Jet Fuel (JP-1/3) . . . . .	2,860,578	-	2,860,578	4,246,578	1,401,834	1,426,908	-	1,417,836
<u>East Coast Total:</u>	6,317,556	-	6,317,556	-	-	-	-	-
115/145 Octane Gasoline . . . . .	5,957,196	-	5,957,196	-	-	-	-	-
100/130 Octane Gasoline . . . . .	360,360	-	360,360	-	-	-	-	-
<u>West Coast - Total:</u>	5,397,630	5,397,630	-	-	-	-	-	-
100/130 Octane Gasoline . . . . .	5,397,630	5,397,630	-	-	-	-	-	-
<u>From Bremen Germany to England:</u>	-	-	-	8,400,000	-	-	8,400,000	-
100/130 Octane Gasoline . . . . .	-	-	-	8,400,000	-	-	8,400,000	-
<u>PACIFIC AREA</u>								
To Far East:								
<u>West Coast - Total</u>	26,790,960	15,888,516	10,902,444	62,350,092	19,512,150	16,962,078	9,373,350	16,502,514
115/145 Octane Gasoline . . . . .	-	-	-	5,004,972	1,863,204	-	1,888,446	1,253,322
100/130 Octane Gasoline . . . . .	21,033,390	10,130,946	10,902,444	27,724,872	8,577,576	11,905,572	5,598,642	1,643,082
Jet Fuel (JP-1/3) . . . . .	5,757,570	5,757,570	-	29,620,248	9,071,370	5,056,506	1,886,262	13,606,110
To Alaska:								
<u>West Coast - Total</u>	6,100,248	1,034,880	5,065,368	25,327,554	13,799,898	2,236,332	-	9,291,324
100/130 Octane Gasoline . . . . .	6,100,248	1,034,880	5,065,368	13,035,498	7,776,678	1,384,824	-	3,873,996
Jet Fuel (JP-1/3) . . . . .	-	-	-	11,281,914	6,023,220	851,508	-	4,407,186
115/145 Octane Gasoline . . . . .	-	-	-	1,010,142	-	-	-	1,010,142
To Mid-Pacific:								
<u>West Coast - Total</u>	-	-	-	8,347,920	-	-	8,347,920	-
100/130 Octane Gasoline . . . . .	-	-	-	8,347,920	-	-	8,347,920	-
To North Atlantic:								
<u>Gulf Coast - Total</u>	2,555,784	2,555,784	-	519,456	519,456	-	-	-
100/130 Octane Gasoline . . . . .	2,555,784	2,555,784	-	519,456	519,456	-	-	-
<u>East Coast - Total</u>	5,155,740	673,260	4,482,450	12,324,900	6,028,470	1,217,748	2,786,154	2,292,528
115/145 Octane Gasoline . . . . .	408,912	-	408,912	3,391,836	1,921,836	-	210,000	1,260,000
100/130 Octane Gasoline . . . . .	4,499,292	425,754	4,073,538	8,933,064	4,106,634	1,217,748	2,576,154	1,032,528
Jet Fuel (JP-1/3) . . . . .	247,506	247,506	-	-	-	-	-	-
To Caribbean:								
<u>Gulf Coast - Total</u>	2,789,136	2,789,136	-	-	-	-	-	-
Jet Fuel (JP-1/3) . . . . .	2,789,136	2,789,136	-	-	-	-	-	-
<u>West Coast - Total</u>	-	-	-	3,776,220	3,776,220	-	-	-
100/130 Octane Gasoline . . . . .	-	-	-	3,776,220	3,776,220	-	-	-
From Bremen, Germany:								
100/130 Octane Gasoline . . . . .	-	-	-	2,520,000	-	-	2,520,000	-
	-	-	-	2,520,000	-	-	-	-

Source: Transportation Division. D/Maintenance Supply and Services - DCS/M



TABLE-128- TRANSPORTATION OF USAF MILITARY PERSONNEL, FROM UNITED STATES TO OVERSEAS, BY WATER (Continued)

Destination Area & Shipping Port	FY 1950										
	TOTAL	OFFICER					ENLISTED				
		Total	1st Qtr	2nd Qtr	3rd Qtr	4th Qtr	Total	1st Qtr	2nd Qtr	3rd Qtr	4th Qtr
<b>TOTAL</b>	<b>43,968</b>	<b>3,579</b>	<b>684</b>	<b>863</b>	<b>767</b>	<b>1,265</b>	<b>40,389</b>	<b>4,462</b>	<b>11,125</b>	<b>11,990</b>	<b>12,612</b>
NEW YORK	5,267	747	171	125	113	338	4,520	990	329	570	2,631
NEW ORLEANS	142	46	25	14	3	4	96	45	25	11	15
SAN FRANCISCO	35,004	2,457	383	638	553	883	32,547	2,548	9,402	10,471	10,126
SEATTLE	3,555	329	105	86	98	40	3,226	879	1,369	938	40
<b>ATLANTIC AREA</b>	<b>5,410</b>	<b>793</b>	<b>196</b>	<b>139</b>	<b>116</b>	<b>342</b>	<b>4,617</b>	<b>1,035</b>	<b>354</b>	<b>581</b>	<b>2,647</b>
North Atlantic . . .	675	46	13	1	14	18	629	344	-	38	247
New York . . .	675	46	13	1	14	18	629	344	-	38	247
Caribbean & So America	280	87	32	17	9	29	193	46	25	31	91
New York . . .	138	41	7	3	6	25	97	1	-	21	75
New Orleans . . .	141	46	25	14	3	4	95	45	25	10	15
San Francisco . . .	1	-	-	-	-	-	1	-	-	-	1
Europe-Great Britain	4,482	616	146	113	81	276	3,786	645	324	510	2,307
New York . . .	4,402	616	146	113	81	276	3,786	645	324	510	2,307
Africa-Near East-Med	53	44	5	8	12	19	9	-	5	2	2
New York . . . . .	53	44	5	8	12	19	9	-	5	2	2
<b>PACIFIC AREA</b>	<b>38,558</b>	<b>2,786</b>	<b>488</b>	<b>724</b>	<b>651</b>	<b>923</b>	<b>35,772</b>	<b>3,427</b>	<b>10,771</b>	<b>11,409</b>	<b>10,165</b>
Alaska . . . . .	2,442	723	168	127	247	181	3,719	1,826	2,100	2,249	2,544
Seattle . . . . .	3,987	293	101	82	74	36	3,694	875	1,367	1,419	33
San Francisco . . .	5,455	430	67	45	173	145	5,025	951	733	830	2,511
Hawaii . . . . .	2,170	212	46	13	22	131	1,958	113	485	474	886
San Francisco . . .	2,170	212	46	13	22	131	1,958	113	485	474	886
Seattle . . . . .	-	-	-	-	-	-	-	-	-	-	-
Marianas - Bonina	4,635	318	50	80	72	116	4,317	468	1,753	1,051	1,045
San Francisco . . .	4,635	318	50	80	72	116	4,317	468	1,753	1,051	1,045
Seattle . . . . .	-	-	-	-	-	-	-	-	-	-	-
Philippines-Aust.	11,757	653	95	234	182	142	11,104	648	3,750	4,074	2,632
San Francisco . . .	11,757	653	95	234	182	142	11,104	648	3,750	4,074	2,632
Japan . . . . .	10,554	880	129	270	128	353	9,674	372	2,683	2,561	3,058
San Francisco . . .	10,513	864	125	266	124	349	9,649	368	2,681	2,549	3,051
Seattle . . . . .	41	16	4	4	4	4	25	4	2	12	7
Asia . . . . .	-	-	-	-	-	-	-	-	-	-	-

Source: Transportation Division. D/Maintenance Supply and Services - DCS/M

TABLE 29-TRANSPORTATION OF USAF MILITARY PERSONNEL, FROM OVERSEAS TO UNITED STATES, BY WATER

Area of Origin & Receiving Port	Last Half FY 1949						
	TOTAL	OFFICER			ENLISTED		
		Total	3rd Quarter	4th Quarter	Total	3rd Quarter	4th Quarter
<b>TOTAL</b>	<b>22,995</b>	<b>2,992</b>	<b>1,278</b>	<b>1,715</b>	<b>20,002</b>	<b>13,959</b>	<b>16,043</b>
NEW YORK	10,627	961	463	498	9,666	5,520	4,146
NEW ORLEANS	1,379	133	54	79	1,246	359	887
SAN FRANCISCO	15,385	1,321	542	779	14,064	6,168	7,896
SEATTLE	5,604	578	219	359	5,026	1,912	3,114
<b>ATLANTIC AREA</b>	<b>12,312</b>	<b>1,107</b>	<b>517</b>	<b>590</b>	<b>11,205</b>	<b>5,882</b>	<b>5,323</b>
North Atlantic . . . . .	110	27	11	16	83	27	46
New York . . . . .	110	27	11	16	83	27	46
Caribbean and South America	1,877	176	70	106	1,701	509	1,192
New York . . . . .	192	30	16	14	162	147	15
New Orleans . . . . .	1,373	127	54	73	1,246	359	887
Seattle . . . . .	300	14	-	14	286	-	286
San Francisco . . . . .	12	5	-	5	7	3	4
Europe - Great Britain . .	10,319	902	435	467	9,417	5,332	4,085
New York . . . . .	10,319	902	435	467	9,417	5,332	4,085
Africa - Near East - Med .	6	2	1	1	4	4	-
New York . . . . .	6	2	1	1	4	4	-
<b>PACIFIC AREA</b>	<b>20,683</b>	<b>1,886</b>	<b>761</b>	<b>1,125</b>	<b>18,797</b>	<b>8,077</b>	<b>10,720</b>
Alaska . . . . .	1,550	128	36	92	1,422	607	815
Seattle . . . . .	1,550	128	36	92	1,422	607	815
San Francisco . . . . .	-	-	-	-	-	-	-
Hawaii . . . . .	2,757	324	100	224	2,433	1,044	1,389
Seattle . . . . .	-	-	-	-	-	-	-
San Francisco . . . . .	2,752	319	100	219	2,433	1,044	1,389
New Orleans . . . . .	5	5	-	5	-	-	-
Mariana - Bonina . . . . .	3,519	219	125	94	3,300	1,980	1,320
Seattle . . . . .	-	-	-	-	-	-	-
San Francisco . . . . .	3,519	219	125	94	3,300	1,980	1,320
Phil - Ryukyu - Australia	4,461	272	124	149	4,188	1,959	2,229
San Francisco . . . . .	4,456	272	123	149	4,184	1,955	2,229
Seattle . . . . .	5	1	1	-	4	4	-
Japan . . . . .	8,295	941	376	565	7,454	2,487	4,967
Seattle . . . . .	3,584	441	188	253	3,143	1,130	2,013
San Francisco . . . . .	4,810	499	188	311	4,311	1,357	2,954
New Orleans . . . . .	1	1	-	1	-	-	-
Asia . . . . .	1	1	-	1	-	-	-
San Francisco . . . . .	1	1	-	1	-	-	-

TABLE-129- TRANSPORTATION OF USAF MILITARY PERSONNEL, FROM OVERSEAS TO UNITED STATES, BY WATER (Continued)

Area of Origin & Receiving Port	FY 1950										
	TOTAL	OFFICER					ENLISTED				
		Total	1st Qtr	2nd Qtr	3rd Qtr	4th Qtr	Total	1st Qtr	2nd Qtr	3rd Qtr	4th Qtr
<b>TOTAL</b>	<b>57,120</b>	<b>4,847</b>	<b>1,387</b>	<b>1,467</b>	<b>1,007</b>	<b>986</b>	<b>52,273</b>	<b>21,979</b>	<b>14,626</b>	<b>7,704</b>	<b>7,964</b>
NEW YORK	16,196	1,250	433	394	269	154	14,946	8,287	3,380	1,907	1,372
NEW ORLEANS	3,145	238	84	141	12	1	2,907	1,219	1,635	53	-
SAN FRANCISCO	27,919	2,330	651	658	519	502	25,589	9,835	6,878	4,509	4,367
SEATTLE	9,860	1,029	219	274	207	329	8,831	2,638	2,733	1,235	2,225
<b>ATLANTIC AREA</b>	<b>19,388</b>	<b>1,504</b>	<b>520</b>	<b>537</b>	<b>283</b>	<b>164</b>	<b>17,884</b>	<b>9,519</b>	<b>5,014</b>	<b>1,968</b>	<b>1,383</b>
North Atlantic . . .	731	47	8	24	5	10	684	32	600	25	27
New York . . . . .	731	47	8	24	5	10	684	32	600	25	27
Carib & So America . .	3,913	355	97	153	52	53	3,558	1,238	1,637	361	322
New York . . . . .	720	101	10	10	38	43	619	6	2	300	311
New Orleans . . . . .	3,155	240	84	141	14	1	2,915	1,219	1,635	61	-
Seattle . . . . .	-	-	-	-	-	-	-	-	-	-	-
San Francisco . . . . .	38	14	3	2	-	9	24	13	-	-	11
Europe-Great Britain . .	14,699	1,073	410	353	218	92	13,626	8,248	2,772	1,575	1,031
New York . . . . .	14,699	1,073	410	353	218	92	13,626	8,248	2,772	1,575	1,031
Africa-Near East-Ind . .	45	29	5	7	8	2	16	1	5	7	3
New York . . . . .	45	29	5	7	8	2	16	1	5	7	3
<b>PACIFIC AREA</b>	<b>37,732</b>	<b>3,343</b>	<b>867</b>	<b>930</b>	<b>724</b>	<b>822</b>	<b>34,389</b>	<b>12,460</b>	<b>9,612</b>	<b>5,736</b>	<b>6,581</b>
Alaska . . . . .	5,429	444	99	104	100	141	4,985	1,689	1,705	886	705
Seattle . . . . .	5,429	444	99	104	100	141	4,985	1,689	1,705	886	705
San Francisco . . . . .	-	-	-	-	-	-	-	-	-	-	-
Hawaii . . . . .	1,543	114	28	12	41	33	1,429	545	344	245	295
Seattle . . . . .	-	-	-	-	-	-	-	-	-	-	-
San Francisco . . . . .	1,543	114	28	12	41	33	1,429	545	344	245	295
New Orleans . . . . .	-	-	-	-	-	-	-	-	-	-	-
Mariana-Bonin . . . . .	8,053	450	115	153	83	99	7,603	4,550	1,687	583	783
Seattle . . . . .	-	-	-	-	-	-	-	-	-	-	-
San Francisco . . . . .	8,053	450	115	153	83	99	7,603	4,550	1,687	583	783
Phil-Ryukyu-Aust . . . .	12,271	967	255	252	228	232	11,304	3,132	3,567	2,010	2,595
San Francisco . . . . .	12,271	967	255	252	228	232	11,304	3,132	3,567	2,010	2,595
Seattle . . . . .	-	-	-	-	-	-	-	-	-	-	-
Japan . . . . .	10,435	1,368	370	409	272	317	9,067	2,544	2,308	2,012	2,203
Seattle . . . . .	4,653	643	178	170	107	188	4,010	1,113	1,028	349	1,520
San Francisco . . . . .	5,782	725	192	239	165	129	5,057	1,431	1,280	1,663	683
New Orleans . . . . .	-	-	-	-	-	-	-	-	-	-	-
Asia . . . . .	1	-	-	-	-	-	1	-	1	-	-
San Francisco . . . . .	1	-	-	-	-	-	1	-	1	-	-

Source: Transportation Division, D/Maintenance, Supply and Services - DCS/M

TABLE-130-FUNDS EXPENDED FOR COMMERCIAL TRANSPORTATION OF MATERIEL INCIDENT TO  
THE SUPPORT OF USAF

(Includes expenses of commercial line-haul transportation charges and accessorial charges immediately incident thereto including tolls, diversion charges, stevedoring and commercial terminal charges for property for which the AF has accountability; expenses for transportation by any commercial means, including air, express, highway, parcel post, railway, intercoastal, coastal or inland waterways, both within the Zone of Interior and within the several overseas theaters. Excludes transportation expenses for first destination transportation; transportation in connection with Real Property Acquisition and Construction activities; transportation incident to Air Combat maneuvers; transportation of organizational equipment and impediments in connection with troop movements; transportation for Research and Development activities; ocean transportation of packaged aviation petroleum oil lubricants and cargo movements).

Project	Total	July	August	September	October	November	December
<b>Total</b>	<b>\$34,572,713</b>	<b>\$2,015,205</b>	<b>\$2,585,843</b>	<b>\$2,552,166</b>	<b>\$1,092,126</b>	<b>\$2,644,962</b>	<b>\$ 2,770,944</b>
451 AF Commercial Trans. Within Z/I a/	21,651,665	1,174,866	1,435,037	1,428,526	1,897,390	1,600,873	1,793,792
452 Army to AF Commercial Trans. Within Z/I b/	7,162,499	657,500	657,500	657,500	657,500	657,500	657,500
453 AF Intra-Theatre Com- mercial Trans. c/ d/	3,271,247	158,165	469,799	329,226	473,409	345,184	294,233
454 AF Commercial Intra- Theatre Trans. e/	2,487,302	24,874	23,507	136,914	63,827	41,405	25,419
		January	February	March	April	May	June
<b>Total</b>		<b>2,237,925</b>	<b>1,855,807</b>	<b>3,007,329</b>	<b>2,622,189</b>	<b>2,399,257</b>	<b>6,788,960</b>
451 AF Commercial Trans. Within Z/I a/		1,372,685	1,417,877	2,532,091	1,763,359	1,476,147	3,759,022
452 Army to AF Commercial Trans. Within Z/I b/		657,500	285,000	285,000	663,333	663,333	663,333
453 AF Intra-Theatre Com- mercial Trans. c/		170,016	131,953	178,818	171,055	235,537	313,852
454 AF Commercial Intra- Theatre Trans. d/		37,724	20,977	11,420	24,442	24,240	2,052,753 <sup>e/</sup>

- EV
- a/ Funds required for all movements of AF supplies and equipment between and from AF installations to any point in the Z/I when made for the benefit of the AF.
  - b/ Funds required for movements from Army installations when for the benefit of the AF (including moves from Army ports of debarkation).
  - c/ Funds required for movement of AF supplies within the various overseas theaters.
  - d/ Funds required for movement of AF supplies and equipment over the Alcan Highway between Z/I and Alaska. Also includes commercial airlift between Z/I and overseas theaters.
  - e/ Includes \$2,000,000 of commercial airlift in support of the Korean hostilities.

Source: Transportation Division. D/Maintenance Supply and Services - DCS/M





PART  $\Sigma$  .....  
INSTALLATIONS



  
INSTALLATIONS

The information summarized in this section follows in general that outlined in the 1948 "USAF Statistical Digest" with a few exceptions. Due to the inability to gather some information and the discontinuance of source reports of other data some of the 1948 tables were not continued in the present publication. Tables 170 and 171 (1948) were discontinued and information on Table 176 (1948) was not made available.

The Housing tables in this publication are based on a different number of installations for the three reporting periods, 30 June 1948, 31 December 1949, and 30 April 1950. The 1948 tables reflected only one reporting period - that being the end of the calendar year.

Table 131 - "Status of Military Housing and Occupancy, By Type of Personnel" has been expanded over similar tables - Tables 172 and 173 (1948) to show Nurses, WAF Officers, and additional types of housing. This table also gives a more complete report on Overseas housing. The Housing tables do not include "Occupational Housing (Overseas)" as this type of housing was under the jurisdiction of the respective occupational forces.

Tables 167; 168; and 169 of 1948 publication were continued through 30 June 1949 in the present issue in tables 133; 134; and 135 respectively. Due to the change in the reporting system this information was consolidated in one table - Table 136 - "USAF Installations By Class and By Status: 30 June 1950."

The table on Storage - Table 137 was summarized on a near "end of quarter" basis instead of on a monthly basis as reported in 1948.




TABLE 131.-- STATUS OF MILITARY HOUSING AND OCCUPANCY BY TYPE OF PERSONNEL

Type of Housing	Total			Officers and Warrant Officers		Nurses		WAF Officers		Cadets b/		Enlisted Men		Enlisted Women	
	Normal Authorized Capacity	Capacity Occupied or Reserved for Mil. Personnel	Capacity Occupied by Others A/	Normal Authorized Capacity	Capacity Occupied or Reserved for Mil. Personnel	Normal Authorized Capacity	Capacity Occupied or Reserved for Mil. Personnel	Normal Authorized Capacity	Capacity Occupied or Reserved for Mil. Personnel	Normal Authorized Capacity	Capacity Occupied or Reserved for Mil. Personnel	Normal Authorized Capacity	Capacity Occupied or Reserved for Mil. Personnel	Normal Authorized Capacity	Capacity Occupied or Reserved for Mil. Personnel
30 June 1949 c/															
<b>WORLDWIDE - TOTAL</b>	<b>589,376</b>	<b>270,283</b>	<b>23,072</b>	<b>65,993</b>	<b>23,256</b>	<b>2,807</b>	<b>701</b>	<b>445</b>	<b>153</b>	<b>10,819</b>	<b>1,911</b>	<b>518,012</b>	<b>242,348</b>	<b>10,300</b>	<b>1,914</b>
<b>Troop Housing - Total</b> ..	<b>562,424</b>	<b>249,647</b>	<b>18,877</b>	<b>36,276</b>	<b>15,038</b>	<b>2,807</b>	<b>701</b>	<b>445</b>	<b>153</b>	<b>10,819</b>	<b>1,911</b>	<b>500,777</b>	<b>229,930</b>	<b>10,300</b>	<b>1,914</b>
Permanent . . . . .	57,302)			1,591)		88)		4)		424)		54,846)		349)	
Mobilization . . . . .	307,316)	247,002	17,732	21,848)	14,349	3,302)	695	322)	148	1,520)	1,911	273,156)	228,015	7,168)	1,884
T/O and Huts . . . . .	187,753)			11,580)		415)		103)		8,875)		164,117)		2,663)	
Others . . . . .	10,053	2,645	1,145	1,257	689	2	6	16	5	-	-	8,658	1,915	120	30
<b>Family Housing - Total</b> ..	<b>26,952</b>	<b>20,636</b>	<b>4,195</b>	<b>9,717</b>	<b>8,218</b>	-	-	-	-	-	-	<b>17,235</b>	<b>12,418</b>	-	-
Permanent . . . . .	7,390	6,570	321	3,858	3,671	-	-	-	-	-	-	3,532	2,899	-	-
Temporary . . . . .	3,067	2,176	352	1,969	1,230	-	-	-	-	-	-	1,098	946	-	-
Mobilization Converted	4,319	3,955	36	2,325	1,973	-	-	-	-	-	-	1,994	1,982	-	-
T/O Converted . . . . .	1,287	972	41	461	320	-	-	-	-	-	-	826	652	-	-
FHA and Other . . . . .	10,889	6,963	3,445	1,104	1,024	-	-	-	-	-	-	9,785	5,939	-	-
<b>CONTINENTAL US - TOTAL</b>	<b>429,313</b>	<b>204,792</b>	<b>13,801</b>	<b>24,115</b>	<b>16,747</b>	<b>2,272</b>	<b>580</b>	<b>423</b>	<b>129</b>	<b>10,819</b>	<b>1,911</b>	<b>370,725</b>	<b>183,577</b>	<b>9,959</b>	<b>1,848</b>
<b>Troop Housing - Total</b> ..	<b>411,203</b>	<b>190,264</b>	<b>10,883</b>	<b>27,965</b>	<b>11,424</b>	<b>2,272</b>	<b>580</b>	<b>423</b>	<b>129</b>	<b>10,819</b>	<b>1,911</b>	<b>358,765</b>	<b>174,372</b>	<b>9,959</b>	<b>1,848</b>
Permanent . . . . .	30,932)			805)		73)		-)		424)		29,406)		224)	
Mobilization . . . . .	280,808)	188,291	9,834	18,514)	10,817	3,183)	576	322)	124	1,520)	1,911	250,101)	173,045	7,168)	1,818
T/O and Huts . . . . .	92,044)			7,465)		16)		85)		8,875)		73,156)		2,447)	
Others . . . . .	7,419	1,973	1,049	1,181	607	-	4	16	5	-	-	6,102	1,327	120	30
<b>Family Housing - Total</b> ..	<b>18,110</b>	<b>14,528</b>	<b>2,918</b>	<b>6,150</b>	<b>5,323</b>	-	-	-	-	-	-	<b>11,960</b>	<b>9,205</b>	-	-
Permanent . . . . .	3,331	3,215	68	1,972	1,919	-	-	-	-	-	-	1,359	1,296	-	-
Temporary . . . . .	1,134	932	20	829	545	-	-	-	-	-	-	305	387	-	-
Mobilization Converted	4,164	3,908	31	2,278	1,958	-	-	-	-	-	-	1,886	1,950	-	-
T/O Converted . . . . .	264	264	-	41	41	-	-	-	-	-	-	223	223	-	-
FHA and Other . . . . .	9,217	6,209	2,799	1,030	860	-	-	-	-	-	-	8,187	5,349	-	-
<b>OVERSEAS - TOTAL d/</b>	<b>160,063</b>	<b>65,491</b>	<b>9,271</b>	<b>11,878</b>	<b>6,509</b>	<b>535</b>	<b>121</b>	<b>22</b>	<b>24</b>	-	-	<b>147,287</b>	<b>58,771</b>	<b>341</b>	<b>66</b>
<b>Troop Housing - Total</b> ..	<b>151,221</b>	<b>59,383</b>	<b>7,994</b>	<b>8,311</b>	<b>3,614</b>	<b>535</b>	<b>121</b>	<b>22</b>	<b>24</b>	-	-	<b>142,012</b>	<b>55,558</b>	<b>341</b>	<b>66</b>
Permanent . . . . .	26,370)			786)		15)		4)		-)		25,440)		125)	
Mobilization . . . . .	26,508)	58,711	7,898	3,334)	3,532	119)	119	-)	24	-)	-	23,055)	54,970	-)	66
T/O and Huts . . . . .	95,709)			4,115)		399)		18)		-)		90,961)		216)	
Others . . . . .	2,634	672	96	76	82	2	2	-	-	-	-	2,556	588	-	-

<u>Family Housing - Total</u>	8,842	6,108	1,277	3,567	2,895	-	-	-	-	-	-	5,275	3,213	-	-	
Permanent . . . . .	4,059	3,355	253	1,886	1,752	-	-	-	-	-	-	2,173	1,603	-	-	
Temporary . . . . .	1,933	1,244	332	1,140	685	-	-	-	-	-	-	793	559	-	-	
Mobilization Converted	155	47	5	47	15	-	-	-	-	-	-	108	32	-	-	
T/O Converted . . . . .	1,023	708	41	420	279	-	-	-	-	-	-	603	429	-	-	
PHA and Other . . . . .	1,672	754	646	74	164	-	-	-	-	-	-	1,598	590	-	-	
<u>COMMUTATION a/</u>																
<u>WORLDWIDE - TOTAL . . . . .</u>		97,731			29,960								67,631			84
<u>CONTINENTAL US - TOTAL . . . . .</u>		94,686			28,632								65,914			84
<u>OVERSEAS - TOTAL . . . . .</u>		3,045			1,328								1,717			-

31 December 1949 £/

<u>WORLDWIDE - TOTAL . . . . .</u>	576,560	276,260	26,537	46,384	22,070	3,735	741	444	192	10,639	2,397	505,301	248,160	10,057	2,700
<u>Troop Housing - Total . . . . .</u>	549,350	255,542	23,292	36,755	14,113	3,735	741	444	192	10,639	2,397	487,720	235,399	10,057	2,700
Permanent . . . . .	56,704			1,984		88		-		424		54,050		158	
Mobilization . . . . .	302,478	252,217	20,695	21,768	13,532	3,259	724	321	191	1,320	2,397	268,582	232,744	7,228	2,629
T/O and Huts . . . . .	177,370			11,577		386		123		8,895		154,338		2,551	
Others . . . . .	12,298	3,325	2,598	1,426	581	2	17	-	1	-	-	10,750	2,655	120	71
<u>Family Housing - Total . . . . .</u>	27,210	20,718	3,244	9,629	7,957	-	-	-	-	-	-	17,581	12,761	-	-
Permanent . . . . .	7,481	6,467	193	3,884	3,572	-	-	-	-	-	-	3,597	2,895	-	-
Temporary . . . . .	2,692	1,757	291	1,687	955	-	-	-	-	-	-	1,005	802	-	-
Mobilization Converted	4,648	4,163	48	2,447	1,978	-	-	-	-	-	-	2,201	2,185	-	-
T/O Converted . . . . .	1,451	1,185	43	650	489	-	-	-	-	-	-	801	696	-	-
PHA and Other . . . . .	10,938	7,146	2,669	961	963	-	-	-	-	-	-	9,977	6,183	-	-
<u>CONTINENTAL US - TOTAL . . . . .</u>	426,105	225,165	13,861	34,783	15,946	3,221	615	406	137	10,639	2,397	367,199	203,419	9,857	2,651
<u>Troop Housing - Total . . . . .</u>	407,482	210,257	11,575	28,643	10,760	3,221	615	406	137	10,639	2,397	354,716	193,697	9,857	2,651
Permanent . . . . .	30,358			1,016		73		-		424		28,687		158	
Mobilization . . . . .	281,411	207,461	10,509	18,986	10,287	3,132	600	311	136	1,320	2,397	250,434	191,461	7,228	2,580
T/O and Huts . . . . .	89,061			7,330		16		95		8,895		70,374		2,351	
Others . . . . .	6,652	2,796	1,066	1,311	473	-	15	-	1	-	-	5,221	2,236	120	71
<u>Family Housing - Total . . . . .</u>	18,623	14,908	2,286	6,140	2,186	-	-	-	-	-	-	12,483	9,722	-	-
Permanent . . . . .	3,372	3,163	74	2,022	1,848	-	-	-	-	-	-	1,350	1,315	-	-
Temporary . . . . .	1,087	970	13	772	550	-	-	-	-	-	-	315	420	-	-
Mobilization Converted	4,550	4,100	37	2,396	1,955	-	-	-	-	-	-	2,154	2,145	-	-
T/O Converted . . . . .	270	250	-	42	41	-	-	-	-	-	-	228	209	-	-
PHA and Other . . . . .	9,344	6,425	2,162	908	792	-	-	-	-	-	-	8,436	5,633	-	-
<u>OVERSEAS - TOTAL d/ . . . . .</u>	150,455	51,095	12,676	11,601	6,124	514	126	38	55	-	-	138,102	44,741	200	49
<u>Troop Housing - Total . . . . .</u>	141,868	45,285	11,718	8,112	3,353	514	126	38	55	-	-	133,004	41,702	200	49
Permanent . . . . .	26,346			968		15		-		-	-	25,363		-	
Mobilization . . . . .	21,067	44,756	10,186	2,782	3,245	127	124	10	55	-	-	18,148	41,283	-	49
T/O and Huts . . . . .	88,809			4,247		370		28		-	-	83,964		200	
Others . . . . .	5,646	529	1,532	115	108	2	2	-	-	-	-	5,529	419	-	-

TABLE 131.-- STATUS OF MILITARY HOUSING AND OCCUPANCY BY TYPE OF PERSONNEL (CONTINUED)

Type of Housing	Total			Officers and Warrant Officers		Nurses		WAF Officers		Cadets b/		Enlisted Men		Enlisted Women	
	Normal Authorized Capacity	Capacity Occupied or Reserved for Mil. Personnel	Capacity Occupied by Others g/	Normal Authorized Capacity	Capacity Occupied or Reserved for Mil. Personnel	Normal Authorized Capacity	Capacity Occupied or Reserved for Mil. Personnel	Normal Authorized Capacity	Capacity Occupied or Reserved for Mil. Personnel	Normal Authorized Capacity	Capacity Occupied or Reserved for Mil. Personnel	Normal Authorized Capacity	Capacity Occupied or Reserved for Mil. Personnel	Normal Authorized Capacity	Capacity Occupied or Reserved for Mil. Personnel
31 December 1949 (Continued)															
<b>OVERSEAS (Continued)</b>															
<b>Family Housing - Total</b> . . . . .	8,587	5,810	958	3,489	2,771	-	-	-	-	-	-	5,098	3,039	-	-
Permanent . . . . .	4,109	3,304	119	1,862	1,724	-	-	-	-	-	-	2,247	1,580	-	-
Temporary . . . . .	1,605	787	278	915	405	-	-	-	-	-	-	690	382	-	-
Mobilization . . . . .	98	63	11	51	23	-	-	-	-	-	-	47	40	-	-
T/O and Huts . . . . .	1,181	935	43	608	448	-	-	-	-	-	-	573	487	-	-
PHA and Others . . . . .	1,594	721	507	53	171	-	-	-	-	-	-	1,541	550	-	-
<b>COMMITMENT g/</b>															
<b>WORLDWIDE - TOTAL</b> . . . . .		112,529			34,123		74		28				78,212		92
<b>CONTINENTAL US - TOTAL</b> . . . . .		109,323			32,791		70		27				76,343		92
<b>OVERSEAS - TOTAL</b> . . . . .		3,206			1,332		4		1				1,869		-
30 April 1950 g/															
<b>WORLDWIDE - TOTAL</b>	541,810	259,250	20,412	45,040	20,604	3,605	786	439	185	10,718	2,559	471,454	232,027	10,554	2,079
<b>Troop Housing - Total</b>	514,830	238,792	17,316	25,741	12,817	2,605	786	439	185	10,718	2,559	452,773	219,366	10,554	2,079
Permanent . . . . .	53,882			2,033		79		-		424		51,063		283	
Mobilization . . . . .	296,608	234,886	15,508	21,628	12,210	8,329	748	311	183	1,320	2,559	262,801	216,209	7,219	2,977
T/O and Huts . . . . .	156,501			10,618		192		128		8,974		133,657		2,932	
Leased . . . . .	154	118	-	-	18	-	-	-	-	-	-	154	100	-	-
Others . . . . .	7,685	3,788	1,808	1,462	589	5	38	-	2	-	-	6,098	3,057	120	102
<b>Family Housing - Total</b> . . . . .	26,980	20,458	3,096	9,299	7,787	-	-	-	-	-	-	17,681	12,671	-	-
Permanent . . . . .	7,333	6,577	196	3,692	3,522	-	-	-	-	-	-	3,641	3,055	-	-
Temporary . . . . .	2,137	1,781	123	1,443	890	-	-	-	-	-	-	694	891	-	-
Mobilization Converted . . . . .	4,658	3,830	36	2,429	1,869	-	-	-	-	-	-	2,229	1,961	-	-
T/O Converted . . . . .	1,681	1,403	48	793	599	-	-	-	-	-	-	888	804	-	-
PHA and Others . . . . .	11,171	6,867	2,693	942	907	-	-	-	-	-	-	10,229	5,960	-	-
<b>CONTINENTAL US - TOTAL</b>	422,320	210,651	13,242	34,845	14,804	3,289	632	398	123	10,718	2,559	361,037	189,528	10,033	2,005
<b>Troop Housing - Total</b> . . . . .	403,120	196,319	10,920	28,783	9,806	3,289	632	398	123	10,718	2,559	349,899	180,194	10,033	2,005
Permanent . . . . .	30,375			1,058		73		-		424		28,662		158	
Mobilization . . . . .	278,643	192,863	9,839	18,958	9,356	3,200	620	303	121	1,320	2,559	247,711	177,304	7,151	2,903
T/O and Huts . . . . .	87,675			7,420		16		95		8,974		68,566		2,604	

Leased . . . . .	154	118	-	-	18	-	-	-	-	-	154	100	-	-
Others . . . . .	6,273	3,338	1,081	1,347	432	-	12	-	2	-	4,806	2,790	120	102
<b>Family Housing - Total . .</b>	<b>19,200</b>	<b>14,332</b>	<b>2,322</b>	<b>6,062</b>	<b>4,998</b>	-	-	-	-	-	<b>13,138</b>	<b>9,334</b>	-	-
Permanent . . . . .	3,629	3,246	87	2,013	1,833	-	-	-	-	-	1,616	1,413	-	-
Temporary . . . . .	1,091	962	18	770	551	-	-	-	-	-	321	411	-	-
Mobilization Converted	4,560	3,775	36	2,378	1,846	-	-	-	-	-	2,182	1,929	-	-
T/O Converted . . . . .	270	251	-	42	42	-	-	-	-	-	228	209	-	-
PHA and Others . . . . .	9,650	6,098	2,181	859	726	-	-	-	-	-	8,791	5,372	-	-
<b>OVERSEAS - TOTAL d/</b>	<b>119,490</b>	<b>48,599</b>	<b>7,170</b>	<b>10,195</b>	<b>5,800</b>	<b>316</b>	<b>154</b>	<b>41</b>	<b>62</b>	-	<b>108,417</b>	<b>42,509</b>	<b>521</b>	<b>74</b>
<b>Troop Housing - Total . .</b>	<b>111,710</b>	<b>42,473</b>	<b>6,396</b>	<b>6,958</b>	<b>3,011</b>	<b>316</b>	<b>154</b>	<b>41</b>	<b>62</b>	-	<b>103,874</b>	<b>39,172</b>	<b>521</b>	<b>74</b>
Permanent . . . . .	23,507)	-	-	975)	-	6)	-	-	-	-	22,401)	-	125)	-
Mobilization . . . . .	17,965)	42,023	5,669	2,670)	2,854	129)	128	8)	62	-	15,090)	38,905	68)	74
T/O and Huts . . . . .	68,826)	-	-	3,198)	-	176)	-	33)	-	-	65,091)	-	328)	-
Leased . . . . .	-	-	-	-	-	-	-	-	-	-	-	-	-	-
Others . . . . .	1,412	450	727	115	157	5	26	-	-	-	1,292	267	-	-
<b>Family Housing - Total . .</b>	<b>7,780</b>	<b>6,126</b>	<b>774</b>	<b>3,237</b>	<b>2,789</b>	-	-	-	-	-	<b>4,543</b>	<b>3,327</b>	-	-
Permanent . . . . .	3,704	3,331	109	1,679	1,689	-	-	-	-	-	2,025	1,642	-	-
Temporary . . . . .	1,046	819	105	673	339	-	-	-	-	-	373	480	-	-
Mobilization Converted	98	55	-	51	23	-	-	-	-	-	47	32	-	-
T/O Converted . . . . .	1,411	1,152	48	751	557	-	-	-	-	-	660	595	-	-
PHA and Others . . . . .	1,521	769	512	83	181	-	-	-	-	-	1,438	588	-	-
<b>COMMUTATION e/</b>														
<b>WORLDWIDE - TOTAL . . . .</b>		<b>109,776</b>			<b>33,030</b>		<b>84</b>		<b>47</b>			<b>76,459</b>		<b>156</b>
<b>CONTINENTAL US - TOTAL . .</b>		<b>104,281</b>			<b>31,229</b>		<b>83</b>		<b>47</b>			<b>72,770</b>		<b>152</b>
<b>OVERSEAS - TOTAL . . . . .</b>		<b>5,495</b>			<b>1,801</b>		<b>1</b>		<b>-</b>			<b>3,689</b>		<b>4</b>

- a/ "Capacity Occupied by Others" includes total occupancy, by types of housing in Continental US by AF civilian personnel and other civilians currently living on a tenant basis in public war housing projects which are under the jurisdiction of the Department of the Air Force; in overseas by US continental civilian personnel employed overseas. Also included are capacities occupied by Army, Navy, National Guard, Veterans Administration, colleges, schools or by personnel of other organizations which are occupying housing facilities under use permits, agreements, etc.
- b/ Housing originally designated as Cadet Barracks are carried as such until officially converted.
- c/ 30 June 1949 summaries are based on 244 Installations (Continental - 162 and Overseas - 82).
- d/ No reports were received for "Occupational Force Housing" as such housing was under the jurisdiction of the respective occupational forces.
- e/ "Commutation" includes the total number of military personnel, by class, on commutation status and for whom no beds or housing capacities are reserved at the installation.
- f/ 31 December 1949 summaries are based on 251 Installations (Continental - 166 and Overseas - 85).
- g/ 30 April 1950 summaries are based on 249 Installations (Continental - 165 and Overseas - 84).

Sources: Director of Installations, Deputy Chief of Staff, Materiel, Headquarters, USAF.

TABLE 132.-- STATUS OF MILITARY HOUSING AND OCCUPANCY BY COMMAND

(Summaries cover Excess, Active, and Inactive Installations. Installations are carried as long as USAF has jurisdiction over them.)

	Total			Troop Housing			Family Housing			Personnel on Commutation b/
	Authorized Normal Capacity	Capacity Occupied or Reserved for Military Personnel	Capacity Occupied by PHA and Others a/	Authorized Normal Capacity	Capacity Occupied or Reserved for Military Personnel	Capacity Occupied by PHA and Others a/	Authorized Normal Capacity	Capacity Occupied or Reserved for Military Personnel	Capacity Occupied by PHA and Others a/	
30 June 1949 g/										
<u>WORLDWIDE - TOTAL</u> . . . . .	589,376	270,283	23,072	562,424	249,647	18,877	26,952	20,636	4,195	97,729
CONTINENTAL - TOTAL . . . . .	429,313	204,792	13,801	411,203	190,264	10,883	18,110	14,528	2,918	94,686
OVERSEAS - TOTAL . . . . .	160,063	65,491	9,271	151,221	59,383	7,994	8,842	6,108	1,277	3,043
<u>CONTINENTAL US</u>										
Air Materiel Command . . . . .	65,034	17,670	5,646	60,575	15,544	3,904	4,459	2,126	1,742	8,966
Air Proving Ground . . . . .	6,607	3,900	28	5,884	3,218	-	723	682	28	2,356
Air Training Command . . . . .	162,834	83,606	5,135	158,669	79,866	4,712	4,165	3,740	423	25,879
Air University . . . . .	9,985	5,556	26	8,443	4,025	-	1,542	1,531	26	3,046
Continental Air Command . . . . .	85,449	41,608	2,333	82,290	38,797	1,848	3,159	2,811	485	22,195
Headquarters Command, USAF . . . . .	7,056	5,498	27	6,738	5,192	7	318	306	20	3,228
Headquarters, USAF . . . . .	-	-	-	-	-	-	-	-	-	2,138
Military Air Transport Service . . . . .	7,314	6,340	3	7,096	6,114	-	218	226	3	2,257
Strategic Air Command . . . . .	85,034	40,614	603	81,508	37,508	412	3,526	3,106	191	24,621
<u>OVERSEAS d/</u>										
Alaskan Air Command . . . . .	41,107	22,745	1,563	39,623	21,571	1,366	1,484	1,174	197	933
Caribbean Air Command . . . . .	35,848	8,857	822	33,166	7,104	538	2,682	1,753	284	271
Far East Air Forces . . . . .	48,438	22,683	5,180	46,284	21,075	4,861	2,154	1,608	319	1,138
Military Air Transport Service . . . . .	34,670	11,206	1,706	32,148	9,633	1,229	2,522	1,573	477	701
31 December 1949 g/										
<u>WORLDWIDE - TOTAL</u> . . . . .	576,560	276,260	26,537	549,350	255,542	23,293	27,210	20,719	3,244	112,529
CONTINENTAL - TOTAL . . . . .	426,105	225,165	13,861	407,482	210,257	11,575	18,623	14,908	2,286	109,323
OVERSEAS - TOTAL . . . . .	150,455	51,095	12,676	141,868	45,285	11,718	8,587	2,810	958	2,206
<u>CONTINENTAL US</u>										
Air Materiel Command . . . . .	56,589	21,688	3,202	52,238	19,230	1,902	4,351	2,458	1,300	9,324
Air Proving Ground . . . . .	6,607	4,750	23	5,884	4,059	-	723	691	23	2,591
Air Training Command . . . . .	156,197	92,483	3,882	152,297	89,058	3,545	3,900	3,425	337	26,806



Air University . . . . .	9,985	5,796	36	8,443	4,247	-	1,542	1,549	36	3,937
Continental Air Command . . . . .	90,179	37,952	4,890	87,009	35,365	4,509	3,170	2,587	381	26,480
Headquarters Command, USAF . . . . .	10,582	7,788	96	10,108	7,299	74	474	489	22	3,848
Headquarters, USAF . . . . .	-	-	-	-	-	-	-	-	-	2,273
Military Air Transport Service . . . . .	7,414	7,137	4	7,096	6,907	2	318	230	2	2,806
Strategic Air Command . . . . .	84,865	45,402	193	80,842	42,116	8	4,023	3,286	185	29,887
Special Weapons Command . . . . .	3,687	2,169	1,535	3,565	1,976	1,535	122	193	-	1,371
<b>OVERSEAS d/</b>										
Alaskan Air Command . . . . .	40,380	18,033	2,876	38,810	16,782	2,685	1,570	1,251	191	571
Caribbean Air Command . . . . .	22,174	3,465	343	19,959	2,555	164	2,215	910	179	104
Far East Air Forces . . . . .	48,209	18,174	4,629	45,958	16,411	4,364	2,251	1,763	265	1,339
Military Air Transport Service . . . . .	39,692	11,423	4,828	37,141	7,537	4,505	2,551	1,886	323	1,192
<b>30 April 1950 e/</b>										
<b>WORLDWIDE - TOTAL</b>										
CONTINENTAL - TOTAL . . . . .	541,810	259,250	20,412	414,830	238,792	17,316	26,980	20,458	3,096	109,776
OVERSEAS - TOTAL . . . . .	422,320	210,651	13,242	403,120	196,319	10,920	19,200	14,332	2,322	104,281
	119,490	48,599	7,170	111,710	42,473	6,396	7,780	6,126	774	5,495
<b>CONTINENTAL US</b>										
Long Range Proving Ground . . . . .	3,055	780	7	2,911	613	1	144	167	6	27
Air Materiel Command . . . . .	53,683	18,440	2,934	49,385	16,110	1,805	4,298	2,330	1,129	8,968
Air Proving Ground . . . . .	6,602	4,544	22	5,873	3,860	-	729	684	22	2,293
Air Training Command . . . . .	158,364	95,153	3,766	154,075	91,719	3,452	4,289	3,434	314	28,589
Air University . . . . .	9,980	5,101	88	8,438	3,661	-	1,542	1,440	88	4,243
Continental Air Command . . . . .	93,737	33,765	4,655	90,120	31,010	4,098	3,617	2,755	557	22,869
Headquarters Command, USAF . . . . .	6,322	6,682	22	5,872	6,371	7	450	311	15	3,958
Headquarters, USAF . . . . .	-	-	-	-	-	-	-	-	-	2,214
Military Air Transport Service . . . . .	7,414	5,260	2	7,096	5,036	-	318	224	2	2,674
Strategic Air Command . . . . .	79,486	38,714	211	75,785	35,919	22	3,701	2,795	189	26,971
Special Weapons Command . . . . .	3,677	2,212	1,535	3,565	2,020	1,535	112	192	-	1,475
<b>OVERSEAS d/</b>										
Alaskan Air Command . . . . .	37,509	15,542	1,940	35,930	14,264	1,735	1,579	1,278	205	3,194
Caribbean Air Command . . . . .	5,986	1,375	115	5,402	913	100	584	462	15	51
Far East Air Forces . . . . .	37,680	18,842	2,638	35,401	16,766	2,481	2,279	2,076	157	946
Military Air Transport Service . . . . .	33,893	12,066	2,342	31,323	10,053	2,020	2,570	2,013	322	1,284
Strategic Air Command . . . . .	4,422	774	135	3,654	477	60	768	297	75	20

a/ "Capacity Occupied by Others" includes total occupancy, by types of housing in Continental US by AF civilian personnel and other civilians currently living on a tenant basis in public war housing projects which are under the jurisdiction of the Department of the Air Force; in overseas by US continental civilian personnel emplaced overseas. Also included are capacities occupied by Army, Navy, National Guard, Veterans Administration, colleges, schools or by personnel of other organizations which are occupying housing facilities under use permits, agreements, etc.

b/ "Commutation" includes the total number of military personnel, by class, on commutation status and for whom no beds or housing capacities are reserved at the installation.

c/ 30 June 1949 Summaries are based on 244 Installations (Continental - 162 and Overseas - 82).

d/ No reports were received for "Occupational Force Housing" as such housing was under the jurisdiction of the respective occupational forces.

e/ 31 December 1949 Summaries are based on 251 Installations (Continental - 166 and Overseas - 85).

f/ 30 April 1950 Summaries are based on 249 Installations (Continental - 165 and Overseas - 84).

Source: Director of Installations, Deputy Chief of Staff, Materiel, Hq. USAF

TABLE 133.-- STATUS OF USAF AIRFIELDS IN CONTINENTAL US: 30 JAN 1949

Type	Total	AMC	APG	ATC	AU	ConAC	HqC	MATS	SAC
Total . . . . .	a/ 207	35	10	65	4	48	2	14	29
Main Base . . . . .	116	22	1	15	3	44	2	5	24
Sub Base . . . . .	18	1	-	9	1	2	-	-	5
Auxiliary Field . .	73	12	9	41	-	2	-	9	-

a/ This figure includes 13 municipal airports, 10 inert installations which were withdrawn from surplus and are being retained as Strategic Reserve, and Phillips Field (Department of the Army Installation).

Source: Director of Installations, Deputy Chief of Staff, Materiel, Hq. USAF.

TABLE 134.-- STATUS OF USAF AIRFIELDS, OVERSEAS: 30 JUN 1949

(Excess and Surplus Airfields are included in "Inactive" until released by USAF)

Status	Total	Africa	Asia	Atlantic Islands	Australia	Europe	North America	Pacific Islands	South America	US Possessions
Airfield - Total . . .	152	5	11	8	-	23	20	46	1	28
Active . . . . .	96	4	10	4	-	21	19	21	-	17
Inactive . . . . .	56	1	1	4	-	2	1	25	1	21
Released to Date a/ .	1,659	217	237	16	120	628	73	267	32	69

a/ Released since the beginning of World War II.

Source: Director of Installations, Deputy Chief of Staff, Materiel, Hq. USAF.

TABLE 135.-- USAF MAJOR INSTALLATIONS, CONTINENTAL US: 30 JUN 1949

Type of Installation or Selected Activity	Number of Separate Installations a/	Selected Activities b/	Type of Installation or Selected Activity	Number of Separate Installations a/	Selected Activities b/
Total . . . . .	c/ 381	181	Overseas Replacement Depot . . . . .	1	1
Air Depot . . . . .	-	10	Port of Aerial Embarkation . . . . .	-	6
Airfield . . . . .	d/ 197	-	Rented Office Space . . . . .	9	-
Basic Training Center . .	1	1	Specialized Depot . . . . .	6	-
Bombing and Gunnery Range .	134	-	Station Hospital . . . . .	-	59
Crash Boat Station . . . .	5	-	Sub-Depot (3rd Echelon Repair Shop) . . . . .	-	86
Debarcation Hospital . . .	-	4	Technical Training School . . . . .	-	4
Industrial Facilities d/ .	28	-			
MATS Freight Terminal . . .	-	10			

a/ An officially designated area of real property including all facilities located thereon.

b/ These major activities are located on one or more of the installations shown in the preceding column.

c/ Includes 13 Municipal Airports, 10 inert installations which were withdrawn from surplus and are being retained as Strategic Reserve, and Phillips Field (Department of the Army Installation).

d/ Includes Assembly Plants previously reported in the "USAF Statistical Digest".

Source: Director of Installations, Deputy Chief of Staff, Materiel, Hq. USAF.

(The following classification of Installations is in accordance with paragraph 2, AFR 85-1, 19 December 1949:)

- Class 1 - Primary AF Installation
- Class 2 - Secondary AF Installation
- Class 3 - Minor AF Installation
- Class 4 - Reserve Forces AF Installation
- Class 5 - Industrial AF Installation
- Class 6 - Other United States Government Installations
- Class 7 - Non-United States Government Installations

Class	Total	Status				
		Active	Inactive	Industrial Reserve	Excess	Surplus
WORLDWIDE						
Total . . . . .	<u>1,484</u>	<u>1,111</u>	<u>324</u>	<u>11</u>	<u>38</u>	-
Class 1. . . . .	164	123	29	-	12	-
Class 2. . . . .	36	23	11	-	2	-
Class 3. . . . .	1,050	747	280	-	23	-
Class 4. . . . .	81	80	-	-	1	-
Class 5. . . . .	33	22	-	11	-	-
Class 6. . . . .	43	39	4	-	-	-
Class 7. . . . .	77	77	-	-	-	-
CONTINENTAL US						
Total . . . . .	<u>858</u>	<u>630</u>	<u>186</u>	<u>11</u>	<u>21</u>	-
Class 1. . . . .	110	85	17	-	8	-
Class 2. . . . .	12	7	4	-	1	-
Class 3. . . . .	611	425	165	-	21	-
Class 4. . . . .	81	80	-	-	1	-
Class 5. . . . .	32	21	-	11	-	-
Class 6. . . . .	12	12	-	-	-	-
Class 7. . . . .	-	-	-	-	-	-
OVERSEAS						
Total . . . . .	<u>626</u>	<u>481</u>	<u>138</u>	-	<u>7</u>	-
Class 1. . . . .	54	38	12	-	4	-
Class 2. . . . .	24	16	7	-	1	-
Class 3. . . . .	439	322	115	-	2	-
Class 4. . . . .	-	-	-	-	-	-
Class 5. . . . .	1	1	-	-	-	-
Class 6. . . . .	31	27	4	-	-	-
Class 7. . . . .	77	77	-	-	-	-

Source: Director of Installations, Deputy Chief of Staff, Materiel, Headquarters, USAF.

TABLE 137.-- STORAGE SPACE AT AIR MATERIEL COMMAND, CONTINENTAL US

(In thousands of square feet. Gross space is computed to include total inside dimensions of warehouses, and sheds and is computed to include offices, rest rooms, aisles, and shipping and packing areas. Occupied space is actually occupied for storage purposes.)

End of Month	Covered Storage						Open Storage				Ammunition Storage			
	Warehouse			Shed			Hardstands			Un-Sur-faced Occupied	Igloos and Magazines		Open	
	Gross	Net	Occupied	Gross	Net	Occupied	Gross	Net	Occupied		Total	Occupied	Total	Occupied
<b>ALL DEPOTS</b>														
March 1949 .	36,191	20,394	15,860	1,159	971	656	18,219	13,452	7,711	3,358	27	22	3	-
May a/ . . .	36,033	20,414	16,213	1,168	980	551	18,032	13,259	7,547	2,927	27	22	3	-
September . .	36,951	19,423	15,432	986	727	587	18,120	12,129	7,045	2,306	33	24	2	2
December . . .	36,866	19,541	15,527	989	728	615	17,868	11,948	6,670	2,910	33	22	3	3
March 1950 .	36,715	19,671	15,656	985	741	589	18,134	12,194	6,903	3,154	31	20	3	3
June . . . . .	36,492	19,585	14,984	988	728	595	18,401	12,463	6,900	2,973	31	18	3	3
<b>CONTROL</b>														
March 1949 .	17,973	9,639	9,028	256	234	221	12,317	8,736	6,851	3,137	24	19	3	-
May a/ . . .	17,897	9,616	9,151	265	243	138	11,652	8,157	6,414	2,741	24	19	3	-
September . .	17,846	9,397	8,709	263	246	232	12,094	7,618	5,727	1,998	26	19	-	-
December . . .	17,784	9,510	8,680	266	247	236	11,909	7,589	5,419	2,700	26	18	-	-
March 1950 a/	19,549	10,206	9,061	436	323	270	13,390	8,404	5,898	2,870	25	17	-	-
June . . . . .	19,444	10,254	8,656	436	323	272	13,381	8,385	5,559	2,713	25	15	-	-
<b>AIR</b>														
March 1949 .	6,767	3,644	2,573	393	343	151	1,774	1,435	655	47	3	3	-	-
May a/ . . .	6,685	3,527	2,539	393	343	121	2,202	1,821	861	47	3	3	-	-
September b/	4,488	2,218	1,447	174	77	47	1,734	1,042	644	3	3	2	-	-
December . . .	4,489	2,256	1,479	174	77	37	1,667	919	572	3	3	2	-	-
March 1950 a/	2,513	1,474	1,040	-	-	-	481	316	250	7	2	1	-	-
June . . . . .	2,410	1,452	857	-	-	-	651	538	386	7	2	1	-	-
<b>SPECIALIZED</b>														
March 1949 .	11,130	6,888	4,147	510	394	284	4,068	3,221	160	139	-	-	-	-
May a/ . . .	11,130	7,028	4,375	510	394	289	4,068	3,221	162	139	-	-	-	-
September . .	11,157	6,455	4,397	514	372	276	4,092	3,269	487	115	-	-	-	-
December . . .	11,157	6,384	4,409	514	372	310	4,092	3,240	494	17	-	-	-	-
March 1950 .	11,157	6,545	4,639	514	386	294	4,093	3,264	564	105	-	-	-	-
June . . . . .	11,169	6,436	4,538	517	373	295	4,058	3,230	659	103	-	-	-	-
<b>MISCELLANEOUS</b>														
March 1949 .	321	223	112	-	-	-	60	60	45	-	-	-	-	-
May a/ . . .	321	223	148	-	-	-	110	60	110	-	-	-	-	-
September g/	3,460	1,353	879	35	32	32	200	200	187	190	4	3	2	2
December . . .	3,436	1,391	959	35	32	32	200	200	185	190	4	2	3	3
March 1950 .	3,496	1,446	916	35	32	25	210	210	191	172	4	2	3	3
June . . . . .	3,469	1,443	933	35	22	28	311	310	296	150	4	2	3	3

EZ

a/ Due to change in reporting system June 1949 figures were not available, therefore the May figures are shown.

b/ Spokane Air Depot transferred to Strategic Air Command.

c/ AF Plant #3 and Wright-Patterson added to miscellaneous.

d/ Increase in Control Depot figures for March 1950 due to the change of San Bernadino from Air Depot to Control Depot.

e/ Decrease in Air Depot figures for March 1950 due to change of San Bernadino from Air Depot to Control Depot.

Source: Director of Installations, Deputy Chief of Staff, Materiel, Headquarters, USAF.

# PART XI.....

## RESEARCH AND DEVELOPMENT





## RESEARCH AND DEVELOPMENT

The USAF Research and Development (R&D) Program has as its objective the development of weapons, equipment, and techniques which will provide the USAF with effective means for carrying on its three-fold mission of STRATEGIC WAR FARE, AIR DEFENSE, and the CLOSE SUPPORT of ground troops in combat.

The advent of World War II resulted in the great acceleration of research and development in the field of aeronautics and air weapons. During this period, the research and development program was administered, in the main, by the Air Materiel Command at Wright-Patterson Air Force Base.

In September 1947, the air component of the National Military Establishment was given equal status with the land and sea components by the creation of the United States Air Force. In its new status, the USAF has been cognizant of the importance of research and development in creating and maintaining a superior air force. In order to emphasize the importance of Research and Development (R&D), the Chief of Staff, USAF, appointed during 1950 a Deputy Chief of Staff for Development to direct all R&D activities within the USAF. Also during 1950 a Research and Development Command was established to administer or carry out the USAF R&D Program. This new command has gradually been assuming the R&D activities of the Air Materiel Command and active commands of the USAF and by May 1951 it is scheduled to be in full operation.

The data contained in this section have been compiled for the first time in the "USAF Statistical Digest" to preserve, for historical purposes, a record of the fiscal operations in R&D activities since July 1943.

Fiscal Year 1949 was the first year in which the USAF had its own Research and Development Budget. The data for Fiscal Years 1949 and 1950 have, therefore, been presented in greater detail to give a more complete picture of R&D fiscal operations since the inception of the USAF.





TABLE 138.-- USAF RESEARCH AND DEVELOPMENT FUNDS: FY 1944 THROUGH FY 1950

(All figures are rounded to the nearest millions of dollars. Figures in parentheses indicate minus quantities.)

Fiscal Year	Appropriations	Obligations	Expenditures	Adjustments	Unliquidated Obligations
1944 . . . . .	\$ 136.0	\$ 136.0	\$ 118.0	\$ -	\$ 192.0
1945 . . . . .	154.0	154.0	136.0	(16.0)	194.0
1946 . . . . .	252.0	252.0	121.0	25.0	350.0
1947 . . . . .	186.0	110.0	149.0	(8.0)	303.0
1948 . . . . .	145.3	145.3	187.1	(6.5)	254.1
1949 . . . . .	225.0	203.5	212.6	(0.4)	244.7
1950 . . . . .	233.0	201.7	193.4	(3.9)	248.9

Source: Assistant for Development Programming, DCS/D, Hq USAF.

TABLE 139.-- STATUS OF USAF RESEARCH AND DEVELOPMENT FUNDS: FY'S 1949 AND 1950

(All data are shown in millions of dollars. Figures in parentheses indicate minus quantities.)

Month	Obligations	Adjustments	Expenditures	Unliquidated Obligations	Unobligated Balance
FISCAL YEAR 1949					
July (1948) . . . . .	\$ 15.80	.20	\$ 10.40	\$ 259.70	\$ 209.20
August . . . . .	30.40	.20	27.90	256.80	194.60
September . . . . .	34.90	(1.30)	45.30	242.40	190.10
October . . . . .	45.80	a/ (1.30)	61.20	237.40	180.80
November . . . . .	61.90	(6.30)	77.20	232.60	164.70
December . . . . .	73.10	(5.30)	96.50	225.60	153.50
January (1949) . . . . .	84.60	(5.30)	114.90	218.70	123.50
February . . . . .	95.40	(5.30)	129.90	214.40	112.80
March . . . . .	114.40	(5.20)	154.10	209.20	93.80
April . . . . .	129.30	(3.70)	170.80	208.90	78.90
May . . . . .	156.30	(2.10)	186.60	221.70	51.90
June . . . . .	203.50	(.40)	212.60	244.70	4.70
FISCAL YEAR 1950					
July (1949) . . . . .	3.34	(.16)	9.42	238.40	-
August . . . . .	14.04	(.75)	24.27	233.64	-
September . . . . .	35.90	(1.35)	41.51	237.68	174.70
October . . . . .	68.40	(1.73)	54.98	256.33	-
November . . . . .	78.30	(2.26)	70.68	250.00	-
December . . . . .	100.20	(2.04)	89.27	253.56	109.36
January (1950) . . . . .	113.81	(2.38)	104.84	251.24	100.78
February . . . . .	122.47	(2.79)	119.03	245.29	91.82
March . . . . .	136.68	1.55	136.52	243.25	78.22
April . . . . .	151.51	(2.93)	155.26	237.96	63.86
May . . . . .	165.04	(.40)	171.90	234.45	50.33
June . . . . .	201.73	(3.95)	193.42	248.99	13.59

a/ Interpolated

Source: Assistant for Development Programming, DCS/D, Hq USAF.

TABLE 140.-- USAF RESEARCH AND DEVELOPMENT OBLIGATIONS, BY BUDGET PROGRAM: FY'S 1949 AND 1950

(Data pertinent to other governmental agencies reflected in the FY 1949 table below, refer only to those transfers mentioned by Hq USAF; other transfers are included in the AMC figures.)

Command	Project	Obligations \$
END OF FISCAL YEAR 1949		
<u>Grand Total</u> . . . . .	<u>All Projects</u> . . . . .	\$ 203,217,086
<u>USAF - Total</u> . . . . .	<u>All Projects</u> . . . . .	202,446,858
<u>Continental US - Total</u> . . . . .	<u>All Projects</u> . . . . .	202,412,583
<u>Overseas - Total</u> . . . . .	<u>All Projects</u> . . . . .	34,275
<u>Other Government Agencies - Total</u> . . . . .	<u>All Projects</u> . . . . .	770,228
<u>Continental US - Total</u> . . . . .	<u>All Projects</u> . . . . .	202,412,583
<u>Air Materiel Command - Total</u> . . . . .	<u>All Projects</u> . . . . .	198,471,209
	611 - Research and Development, Aeronautical . . . . .	150,030,751
	611 - 02-Research and Development, Aeronautical . . . . .	26,193
	612 - 01-Personnel, Research and Development . . . . .	30,781,200
	613 - Service Test . . . . .	6,607,796
	621 - Research and Development, Aeromedical . . . . .	710,798
	622 - Personnel, Aeromedical . . . . .	430,972
	622 - 01-Personnel, Aeromedical . . . . .	344,212
	630 - Meteorological . . . . .	5,126,139
	665 - 01-Special Projects . . . . .	157,064
	665 - 99-Special Projects . . . . .	4,256,084
<u>Headquarters - Total</u> . . . . .	<u>665 - Special Projects</u> . . . . .	2,560,843
<u>Bolling Air Force Base - Total</u> . . . . .	<u>All Projects</u> . . . . .	427,172
	665 - Special Projects . . . . .	213,586
	665 - 01-Special Projects . . . . .	124,709
	665 - 04-Special Projects . . . . .	2,165
	665 - 07-Special Projects . . . . .	41,443
	665 - 08-Special Projects . . . . .	45,269
<u>Military Air Transport Service - Total</u> . . . . .	<u>665 - Special Projects</u> . . . . .	32,893
<u>Air Proving Ground - Total</u> . . . . .	<u>613 - Service Test</u> . . . . .	496,947
<u>Strategic Air Command - Total</u> . . . . .	<u>613 - Service Test</u> . . . . .	355
<u>Air University - Total</u> . . . . .	<u>621 - Research and Development, Aeromedical</u> . . . . .	416,164
<u>OVERSEAS - TOTAL</u> . . . . .	<u>All Projects</u> . . . . .	34,275
<u>Alaskan Air Command - Total</u> . . . . .	<u>All Projects</u> . . . . .	17,209
	621 - Research and Development, Aeromedical . . . . .	554
	622 and 622 - 01-Personnel, Aeromedical . . . . .	16,655
<u>US Air Forces in Europe - Total</u> . . . . .	<u>665 - Special Projects</u> . . . . .	1,100
<u>Far East Air Force - Total</u> . . . . .	<u>665 - 99-Special Projects</u> . . . . .	10,848
<u>Pacific Air Command - Total</u> . . . . .	<u>665 - 01-Special Projects</u> . . . . .	5,118
<u>OTHER GOVT AGENCIES - TOTAL</u> . . . . .	<u>All Projects</u> . . . . .	770,228
<u>Army Corps of Engineers - Total</u> . . . . .	<u>611 - Research and Development, Aeronautical</u> . . . . .	300,000
<u>Army Chief Signal Office-Total</u> . . . . .	<u>All Projects</u> . . . . .	250,997
	665 - 01-Special Projects . . . . .	112,374
	665 - 99-Special Projects . . . . .	138,623
<u>Army Ordnance - Total</u> . . . . .	<u>All Projects</u> . . . . .	142,917
	611 - Research and Development, Aeronautical . . . . .	100,520
	665 - Special Projects . . . . .	42,397
<u>Army Chemical Corps - Total</u> . . . . .	<u>665 - Special Projects</u> . . . . .	76,314

TABLE 140.-- USAF RESEARCH AND DEVELOPMENT OBLIGATIONS, BY BUDGET PROGRAM:

FY'S 1949 AND 1950 (CONTINUED)

Command	Project	Obligations b/
<b>FISCAL YEAR 1950</b>		
<u>USAF - Total</u> . . . . .	<u>All Projects</u> . . . . .	\$ 201,736
<u>Continental US - Total</u> . . . . .	<u>All Projects</u> . . . . .	201,665
<u>Hq USAF - Total</u> . . . . .	<u>All Projects</u> . . . . .	8,116
	610 - Research . . . . .	535
	620 - Major Components . . . . .	300
	650 - Operational Engineering . . . . .	6,550
	660 - Human Factors . . . . .	25
	670 - Special Projects . . . . .	733
	680 - Management and Operations . . . . .	3
<u>Air Materiel Command - Total</u> . . . . .	<u>All Projects</u> . . . . .	188,722
	610 - Research . . . . .	22,754
	620 - Major Components . . . . .	51,075
	640 - Weapons Systems . . . . .	78,103
	650 - Operational Engineering . . . . .	364
	660 - Human Factors . . . . .	127
	670 - Special Projects . . . . .	1,926
	680 - Management and Operations . . . . .	33,923
	(681)- (Personal Services) . . . . .	(28,425)
<u>Air Training Command - Total</u> . . . . .	<u>All Projects</u> . . . . .	1,134
	610 - Research . . . . .	311
	660 - Human Factors . . . . .	409
	680 - Management and Operations . . . . .	384
	(681)- (Personal Services) . . . . .	(352)
<u>Air University - Total</u> . . . . .	<u>All Projects</u> . . . . .	2,116
	610 - Research . . . . .	113
	660 - Human Factors . . . . .	1,313
	680 - Management and Operations . . . . .	660
	(681)- (Personal Services) . . . . .	(616)
<u>Budget Office, Dept of Air Force - Total</u> . . . . .	<u>All Projects</u> . . . . .	740
	610 - Research . . . . .	92
	660 - Human Factors . . . . .	250
	670 - Special Projects . . . . .	34
	680 - Management and Operations . . . . .	364
	(681)- (Personal Services) . . . . .	(315)
<u>Special Weapons Command - Total</u> . . . . .	<u>All Projects</u> . . . . .	59
	650 - Operational Engineering . . . . .	14
	680 - Management and Operations . . . . .	15
	(681) - (Personal Services) . . . . .	(4)
<u>Air Proving Ground - Total</u> . . . . .	<u>All Projects</u> . . . . .	84
	640 - Weapons Systems . . . . .	84
<u>Military Air Transport Service - Total</u> . . . . .	<u>All Projects</u> . . . . .	150
	670 - Special Projects . . . . .	150
<u>Long Range Proving Ground-Total</u> . . . . .	<u>All Projects</u> . . . . .	419
	670 - Special Projects . . . . .	239
	680 - Management and Operations . . . . .	180
	(681)- (Personal Services) . . . . .	(152)
<u>Air Engineering Development Div - Total</u> . . . . .	<u>All Projects</u> . . . . .	95
	680 - Management and Operations . . . . .	95
	(681)- (Personal Services) . . . . .	(89)

a/ Thousands of dollars.

Source: Assistant for Development Programming, DCS/D, Hq USAF.

TABLE 140.-- USAF RESEARCH AND DEVELOPMENT OBLIGATIONS, BY BUDGET PROGRAM:  
FY'S 1949 AND 1950 (CONTINUED)

Command	Project	Obligations
	FISCAL YEAR 1950 (Contd)	
<u>Overseas - Total</u> . . . . .	All Projects . . . . .	\$ 71
<u>Alaskan Air Command - Total</u> . . . . .	All Projects . . . . .	39
	670 - Special Projects . . . . .	21
	680 - Management and Operations. . . . .	18
	(681)- (Personal Services). . . . .	(18)
<u>Far East Air Force - Total</u> . . . . .	All Projects . . . . .	32
	670 - Special Projects . . . . .	32

a/ Figures shown are actual figures.

b/ Figures below are shown in thousands of dollars.

c/ Includes \$150,000 of 601 Funds.

Source: Assistant for Development Programming, DCS/D, Hq USAF.

TABLE 141.-- DISTRIBUTION OF OPEN RESEARCH AND DEVELOPMENT CONTRACTS AT FACE VALUE BY STATE

(Table below reflects status as of 30 June 1949 and 30 June 1950 based on period: FY 1942 through indicated date. Figures are rounded to the nearest millions of dollars. The face value or amount is based on 933 contractors broken down as follows: Non-Profit - 118; Industrial - 756; and Government - 59.)

State	Amount	Amount	State	Amount	Amount
	FISCAL YEAR 1949	FISCAL YEAR 1950		FISCAL YEAR 1949	FISCAL YEAR 1950
<u>Worldwide - Total</u> . . . . .	\$ 574,240	\$ 665,296	New Hampshire . . . . .	\$ .050	\$ .070
<u>USAF - Total</u> . . . . .	\$ 574,890	\$ 664,536	New Jersey . . . . .	61.200	50.400
<u>Continental - Total</u> . . . . .	\$ 574,890	\$ 664,356	New Mexico . . . . .	.100	.230
Alabama . . . . .	-	.020	New York . . . . .	134.400	156.100
Arizona . . . . .	-	-	North Carolina . . . . .	.200	.250
Arkansas . . . . .	-	-	North Dakota . . . . .	-	-
California . . . . .	182.700	199.800	Ohio . . . . .	32.000	29.900
Colorado . . . . .	.500	.730	Oklahoma . . . . .	.100	.400
Connecticut . . . . .	12.300	21.500	Oregon . . . . .	.100	.140
Delaware . . . . .	.070	.150	Pennsylvania . . . . .	10.200	12.700
District of Columbia . . . . .	.300	26.400	Rhode Island . . . . .	.080	.110
Florida . . . . .	.100	.110	South Carolina . . . . .	-	-
Georgia . . . . .	.100	.110	South Dakota . . . . .	-	-
Idaho . . . . .	-	-	Tennessee . . . . .	-	.001
Illinois . . . . .	7.200	10.500	Texas . . . . .	4.200	5.200
Indiana . . . . .	2.600	3.200	Utah . . . . .	.080	.160
Iowa . . . . .	.030	.390	Vermont . . . . .	.030	.008
Kansas . . . . .	1.000	.990	Virginia . . . . .	.800	1.600
Kentucky . . . . .	.050	.150	Washington . . . . .	43.200	53.000
Louisiana . . . . .	-	-	West Virginia . . . . .	-	.007
Maine . . . . .	-	-	Wisconsin . . . . .	4.600	4.900
Maryland . . . . .	21.000	21.500	Wyoming . . . . .	-	.020
Massachusetts . . . . .	22.900	30.700	<u>Outside Possessions-Total</u>	-	.180
Michigan . . . . .	14.100	12.400	Alaska . . . . .	-	.180
Minnesota . . . . .	1.900	2.800	<u>Overseas - Total</u> . . . . .	.050	.760
Mississippi . . . . .	-	-	Canada . . . . .	.050	.170
Missouri . . . . .	16.700	17.700	England . . . . .	-	.530
Montana . . . . .	-	-	Germany . . . . .	-	.060
Nebraska . . . . .	-	.010			
Nevada . . . . .	-	-			

Source: Assistant for Development Programming, DCS/D, Hq USAF

TABLE 142.-- USAF MAJOR RESEARCH AND DEVELOPMENT CONTRACTORS

(Figures are rounded to the nearest millions of dollars.)

Contractor	Face Value	Unliquidated Obligations	Contractor	Face Value	Unliquidated Obligations
30 Jun 1949			30 Jun 1950		
Industrial			Industrial		
<b>Total . . . . .</b>	<b>\$ 346.90</b>	<b>\$ 89.10</b>	<b>Total . . . . .</b>	<b>\$ 413.49</b>	<b>\$ 132.08</b>
Bell Aircraft Corp . . . . .	21.90	7.70	Aerojet Engineering Corp . . . . .	11.54	5.16
Boeing Aircraft Co . . . . .	43.20	15.33	Bell Aircraft Corp . . . . .	29.82	12.21
Consolidated-Vultee . . . . .	58.80	3.27	Boeing Aircraft Co . . . . .	52.84	22.42
Curtiss Wright Airplane . . . . .	12.90	.71	Consolidated-Vultee . . . . .	59.40	1.85
Curtiss Wright Propeller Corp . . . . .	13.30	6.99	Curtiss Wright Propeller Corp . . . . .	10.28	3.48
Douglas Aircraft Co . . . . .	10.50	2.55	Douglas Aircraft Co . . . . .	18.14	7.56
Fairchild Engine . . . . .	15.30	.57	Fairchild Engine . . . . .	23.93	7.22
General Electric Co . . . . .	20.80	16.92	General Electric Co . . . . .	29.36	16.46
Lockheed Aircraft Corp . . . . .	14.70	1.97	Hughes Aircraft Co . . . . .	12.60	3.38
G. L. Martin Co . . . . .	19.00	5.70	M. W. Kellogg Co . . . . .	8.43	3.21
North American Aviation Corp . . . . .	21.80	6.37	Lockheed Aircraft Corp . . . . .	10.01	2.28
Northrup Aircraft . . . . .	27.00	3.63	G. L. Martin Co . . . . .	18.91	4.97
Rand Corporation . . . . .	10.80	3.58	McDonnell Aircraft Corp . . . . .	9.49	1.48
Republic Aviation Corp . . . . .	22.70	1.66	North American Aviation Corp . . . . .	12.71	5.99
Sperry Gyroscope Co . . . . .	10.60	4.36	Northrup Aircraft . . . . .	25.97	4.68
Wright Aeronautical Corp . . . . .	23.60	7.79	Pratt Whitney Aircraft . . . . .	13.38	7.98
Non-Profit and Educational			Radio Corp., Victor Division . . . . .	6.34	4.28
<b>Total . . . . .</b>	<b>\$ 17.00</b>	<b>\$ 7.80</b>	Rand Corp . . . . .	12.17	3.97
Boston University . . . . .	1.60	.44	Republic Aviation Corp . . . . .	24.98	3.10
California Institute of Technology . . . . .	1.40	.73	Sperry Gyroscope Co . . . . .	8.85	4.66
Harvard University . . . . .	1.00	.91	Wright Aeronautical Corp . . . . .	14.34	5.74
University of Illinois . . . . .	1.10	.55	Non-Profit and Educational		
Massachusetts Institute of Technology . . . . .	7.50	2.59	<b>Total . . . . .</b>	<b>31.96</b>	<b>14.69</b>
University of Michigan . . . . .	2.60	1.55	Armour Research Foundation . . . . .	2.37	1.36
Ohio State Research Foundation . . . . .	1.80	1.03	Battelle Memorial Institute . . . . .	1.49	.70
State			Boston University . . . . .	1.36	.94
<b>Total . . . . .</b>	<b>\$ 454.20</b>	<b>\$ 154.96</b>	California Institute of Technology . . . . .	1.28	.52
California . . . . .	182.70	37.66	Cornell Aeronautical Laboratory . . . . .	4.94	2.46
Maryland . . . . .	21.00	6.77	Harvard University . . . . .	1.42	1.00
Massachusetts . . . . .	22.90	11.05	Massachusetts Institute of Technology . . . . .	10.23	3.33
New Jersey . . . . .	61.20	29.63	New York University . . . . .	1.20	.84
New York . . . . .	134.40	58.00	Ohio State Research Foundation . . . . .	2.54	1.01
Ohio . . . . .	32.00	11.85	University of Illinois . . . . .	1.29	.43
			University of Michigan . . . . .	3.84	2.10

Source: Assistant for Development Programming, DCS/D, Hq USAF.

TABLE 143.-- SUMMARY OF OPEN USAF RESEARCH AND DEVELOPMENT CONTRACTS AND PURCHASE ORDERS BY FISCAL YEAR APPROPRIATIONS AS OF END OF FY 1950

(Figures are rounded to the nearest millions of dollars.)

Fiscal Year	First Quarter		Second Quarter		Third Quarter		Fourth Quarter	
	Face Value	Unliq-uidated	Face Value	Unliq-uidated	Face Value	Unliq-uidated	Face Value	Unliq-uidated
<b>Total . . . . .</b>	<b>\$ 628.08</b>	<b>\$ 224.57</b>	<b>\$ 627.16</b>	<b>\$ 260.28</b>	<b>\$ 669.04</b>	<b>\$ 243.03</b>	<b>\$ 683.74</b>	<b>\$ 246.44</b>
1942 . . . . .	24.96	.33	24.52	.02	24.52	.02	24.52	.02
1943 . . . . .	24.51	1.04	27.19	1.17	27.12	1.09	27.02	1.09
1944 . . . . .	26.90	.87	22.14	.82	22.14	.68	22.32	1.19
1945 . . . . .	61.52	.81	46.44	.76	42.34	.69	42.76	1.80
1946 . . . . .	145.19	24.19	121.22	22.89	120.76	18.61	118.07	14.70
1947 . . . . .	62.71	12.38	36.93	11.09	35.25	7.35	35.39	5.59
1948 . . . . .	106.50	44.97	95.74	40.56	95.48	29.70	93.24	22.57
1949 . . . . .	167.33	131.72	165.58	110.83	163.00	97.21	161.70	77.26
1950 . . . . .	8.46	8.26	87.40	72.14	138.43	87.68	158.72	123.22

Source: Assistant for Development Programming, DCS/D, Hq. USAF

TABLE 144.-- SUMMARY OF OPEN USAF RESEARCH AND DEVELOPMENT CONTRACTS FUNDS BY TYPE OF CONTRACTORS AS OF END OF FY 1950

(Figures are rounded to the nearest millions of dollars.)

Fiscal Year	First Quarter		Second Quarter		Third Quarter		Fourth Quarter	
	Face Value	Unliq-uidated	Face Value	Unliq-uidated	Face Value	Unliq-uidated	Face Value	Unliq-uidated
<b>Non-Profit</b>								
<b>Total . . . . .</b>	<b>\$ 36.99</b>	<b>\$ 17.17</b>	<b>\$ 38.34</b>	<b>\$ 21.08</b>	<b>\$ 40.70</b>	<b>\$ 19.83</b>	<b>\$ 46.70</b>	<b>\$ 24.20</b>
1946 . . . . .	4.13	.18	1.67	.17	1.59	.12	1.41	.07
1947 . . . . .	5.24	.55	2.60	.42	2.35	.32	2.36	.22
1948 . . . . .	10.53	3.70	9.76	2.85	9.88	2.45	9.75	2.74
1949 . . . . .	17.06	12.71	17.22	10.57	16.94	7.36	16.87	7.11
1950 . . . . .	.03	.03	7.09	7.07	9.94	9.58	16.31	14.16
<b>Industrial</b>								
<b>Total . . . . .</b>	<b>\$ 554.64</b>	<b>\$ 191.07</b>	<b>\$ 536.55</b>	<b>\$ 216.91</b>	<b>\$ 552.33</b>	<b>\$ 209.85</b>	<b>\$ 487.66</b>	<b>\$ 206.89</b>
1942 - 1946 . . . . .	275.18	26.14	237.88	23.30	232.88	20.40	131.44	17.26
1947 . . . . .	52.25	9.76	29.86	7.73	28.41	5.59	29.19	3.96
1948 . . . . .	90.05	37.86	80.72	30.43	80.53	24.66	79.08	17.98
1949 . . . . .	130.27	110.44	130.27	98.21	129.80	83.73	129.54	65.09
1950 . . . . .	6.89	6.87	57.82	57.24	80.71	75.47	118.41	102.60
<b>Governmental</b>								
<b>Total . . . . .</b>	<b>\$ 10.79</b>	<b>\$ 1.55</b>	<b>\$ 15.58</b>	<b>\$ 6.34</b>	<b>\$ 26.45</b>	<b>\$ 3.30</b>	<b>\$ 30.92</b>	<b>\$ 5.24</b>
1947 . . . . .	.04	.02	.07	.02	1.85	.55	1.75	.55
1948 . . . . .	.63	.12	.60	.10	.82	.23	.74	.12
1949 . . . . .	9.06	.52	8.39	.23	9.43	1.43	9.30	1.33
1950 . . . . .	1.06	.89	6.52	5.99	14.35	1.09	19.13	3.24

Source: Assistant for Development Programming, DCS/D, Hq. USAF

TABLE 145.-- USAF RESEARCH AND DEVELOPMENT AND PROCUREMENT ACTIONS WITH OTHER GOVERNMENT  
AGENCIES, FY 1950 ONLY

Agency	Amount	Agency	Amount
<u>Total</u> . . . . .	\$ 15,116,038		
<u>Army - Total</u> . . . . .	\$ 10,155,221	<u>Department of Defense - Total</u> . . .	\$ 13,438,935
Ordnance . . . . .	6,805,303	<u>Agriculture - Total</u> . . . . .	\$ 80,000
Signal . . . . .	2,192,018	<u>Interior - Total</u> . . . . .	\$ 331,100
Chemical Corps . . . . .	1,080,000	Bureau of Mines . . . . .	311,100
Corps of Engineers . . . . .	74,400	Geological . . . . .	20,000
Quartermaster . . . . .	3,500	<u>Commerce - Total</u> . . . . .	\$ 1,199,959
<u>Navy - Total</u> . . . . .	\$ 3,283,714	Bureau of Standards . . . . .	947,500
Office of Naval Research . . . . .	1,070,600	Civil Aeronautics Administration . .	232,500
Bureau of Aeroplanes . . . . .	1,323,453	U.S. Coast Geodetic Survey . . . .	19,959
Bureau of Ships . . . . .	96,550	<u>National Academy of Science - Total</u>	\$ 20,000
Bureau of Supplies and Accounts . .	29,433	<u>General Services Administration - Total</u>	\$ 16,044
Bureau of Ordnance . . . . .	646,554	<u>Florida State Board of Health - Total</u>	\$ 30,000
Hydrographic Office . . . . .	13,327		
Great Lakes . . . . .	87,650		
Naval Ordnance Test Station . . . .	6,247		
Boston Navy Yard . . . . .	1,300		
Naval Radiological Laboratory . . . .	8,600		

Source: Assistant for Development Programming, DCS/D, Hq.USAF

E2





# PART XII.....

## FISCAL

- 1, BUDGET
- 2, PROCUREMENT
- 3, MISCELLANEOUS



  
FISCAL

Part XII Fiscal consists of the following Sections:

Section LII - Budget

Section LIII - Procurement, and

Section LIV - Miscellaneous

The Budget Section, Tables 146 through 150, reflects the funding operations of the various Air Force appropriations and/or funds with the respective major programs for the fiscal years indicated in the title of each table. Funding activities relative to contract authority made available to the Air Corps, Army, fiscal years 1942 through 1948 and to the Department of the Air Force fiscal years 1949 and 1950 are also incorporated. Certain tables shown in the 1948 edition of the "USAF Statistical Digest" have been omitted and others have been added to conform with the new Air Force budget structure to be implemented, 1 July 1950.

The Procurement Section has been reduced in this issue to one table - Table 151 - "Final Report on Procurement" which is comparable to Table 196 in the 1948 publication. Tables relative to Research and Development are no longer assigned to the Fiscal group but are included in a special Section, Part XI, allotted to Research and Development.

Tables found under the Miscellaneous Section fall under the same subjects as those found in the 1948 publication.






TABLE 146.-- USAF APPROPRIATIONS, CONTRACT AUTHORIZATIONS, AND NET OBLIGATING AUTHORITY FOR FY 1950

(In thousands of dollars. Figures in parentheses are minus quantities.)

Appropriations and Contract Authorizations	Obligating Authority			Reserves and Transfers	Net Obligating Authority
	Total	Cash Appropriated	Contract Authorization		
<b>Total</b> . . . . .	<b>\$ 5,344,976</b>	<b>\$ 3,264,386</b>	<b>\$ 2,080,590</b>	<b>\$ (745,313)</b>	<b>\$ 4,599,663</b> 000
Construction of Aircraft and Related Procurement, Continuing PL 434, 81st Congress. . . . .	2,217,755	a/ 225,000	1,992,755	(766,151)	1,451,604
Special Procurement, 1950 . . . . .	125,797	125,797	-	( 165)	125,632
Acquisition and Construction of Real Property, Continuing . . . . .	<u>144,280</u>	<u>56,445</u>	<u>87,835</u>	<u>40,367</u>	<u>184,647</u>
PL 358, 81st Congress-For Joint Long Range Proving Ground . . . . .	5,000	5,000	-	-	5,000
PL 430, 81st Congress-For Air Engineering Development Center . . . . .	30,000	6,000	24,000	-	30,000
PL 430, 81st Congress-For Construction in Okinawa and Alaska. . . . .	48,835	20,000	28,835	( 9,633)	39,202
PL 434, 81st Congress-For Bermuda and ZI Housing. . . . .	5,445	5,445	-	( 4,348)	1,097
PL 434, 81st Congress-For Air Warning and Control Installations . . . . .	-	-	-	54,348	54,348
PL 583, 81st Congress-Supplemental for Air Engineering Development Center . . . . .	55,000	20,000	35,000	-	55,000
Maintenance and Operations, 1950. . . . .	1,143,858	1,143,858	-	( 91,255)	1,052,603
Military Personnel Requirements, 1950 . . . . .	1,201,000	1,201,000	-	94,994	1,295,994
Research and Development, Continuing. . . . .	233,000	233,000	-	( 17,461)	215,539
Salaries and Expenses, Administration, 1950 . . . . .	57,242	57,242	-	1,507	58,749
Contingencies, 1950 . . . . .	15,200	15,200	-	( 892)	14,308
Claims, 1950. . . . .	2,847	2,847	-	( 247)	2,600
Air Force Reserve, 1950 . . . . .	77,630	77,630	-	( 3,000)	74,630
Air Reserve Officers Training Corps, 1950 . . . . .	11,677	11,677	-	( 3,010)	8,667
Air National Guard, 1950. . . . .	114,690	114,690	-	-	114,690

a/ Includes New Obligating Authority Cash only. Excludes cash appropriated to finance prior years' contract authorizations.

Source: Finance Management Division, Directorate of Budget, DCS/Comptroller, Hq. USAF

TABLE 147.-- OBLIGATIONS AND EXPENDITURES DURING

(In thousands of dollars. Figures in

Appropriation, Program, and Project Title	Total Obligating Authority	Reserves and Transfers	Net Obligating Authority
<u>Appropriations - Total</u> . . . . .	<u>\$ 5,344,976</u>	<u>\$(745,313)</u>	<u>\$ 4,599,663</u>
<u>Construction of Aircraft and Related Procurement, Continuing</u> . . . . .	<u>2,217,755</u>	<u>(766,351)</u>	<u>1,451,604</u>
Aircraft and Related Material . . . . .	2,038,651	(763,830)	1,274,821
Electronics Equipment . . . . .	130,393	( 16,908)	113,485
Guided Missiles and Special Material . . . . .	15,000	( 6,272)	8,728
Industrial Mobilization . . . . .	17,000	( 3,172)	13,828
Personal Services . . . . .	16,177	( 187)	15,990
Travel . . . . .	534	44	578
Transportation to First Destination . . . . .	-	24,174	24,174
<u>Special Procurement, 1950</u> . . . . .	<u>125,797</u>	<u>( 165)</u>	<u>125,632</u>
Weapons and Ammunition . . . . .	78,337	( 6,396)	71,941
Motor Vehicles . . . . .	18,200	-	18,200
Special AF Procurement . . . . .	29,260	4,723	33,983
Transportation to First Destination . . . . .	-	1,508	1,508
<u>Acquisition and Construction of Real Property, Continuing</u> . . . . .	<u>144,280</u>	<u>40,367</u>	<u>184,647</u>
<u>Maintenance and Operations, 1950 a/</u> . . . . .	<u>1,143,858</u>	<u>( 91,255)</u>	<u>1,052,603</u>
Operation of Aircraft . . . . .	357,272	( 83,981)	273,291
Depot Maintenance and Supplies . . . . .	155,373	42,439	197,812
Organization Base Maintenance, Supplies and Equipment . . . . .	196,216	( 39,408)	156,808
Maintenance and Operation of Installations . . . . .	357,605	( 2,132)	355,473
Commercial Transportation . . . . .	41,511	( 7,291)	34,220
Commercial Communications . . . . .	5,165	( 570)	4,595
Training Aids . . . . .	20,357	( 5,800)	14,557
General Expenses a/ . . . . .	10,359	( 1,339)	9,020
Transportation to First Destination . . . . .	-	6,827	6,827
Cross Servicing Between Air Force, Army, and Navy . . . . .	-	-	-
<u>Military Personnel Requirements, 1950</u> . . . . .	<u>1,201,000</u>	<u>94,994</u>	<u>1,295,994</u>
Pay of the Air Force . . . . .	942,456	128,865	1,071,321
Subsistence . . . . .	112,094	( 33,715)	78,379
Clothing and Equipage . . . . .	95,000	( 7,356)	87,644
Travel and Transportation . . . . .	50,700	7,077	57,777
Other Expenses . . . . .	750	123	873
<u>Research and Development, Continuing</u> . . . . .	<u>233,000</u>	<u>( 17,461)</u>	<u>215,539</u>
Research . . . . .	26,041	( 1,813)	24,228
Major Weapons Components Development . . . . .	56,167	858	57,025
Weapons Systems Development . . . . .	94,238	( 14,262)	79,976
Operational Engineering . . . . .	2,500	4,566	7,066
Human Factors Development . . . . .	1,550	658	2,208
Special Projects . . . . .	10,000	( 1,733)	8,267
Personal Services . . . . .	32,215	( 2,133)	30,082
Other Expenses . . . . .	10,289	( 3,752)	6,537
Transportation to First Destination . . . . .	-	150	150
<u>Salaries and Expenses, Administration, 1950</u> . . . . .	<u>57,242</u>	<u>1,507</u>	<u>58,749</u>
<u>Contingencies, 1950</u> . . . . .	<u>15,200</u>	<u>( 892)</u>	<u>14,308</u>
Extraordinary Military Expense . . . . .	14,771	( 895)	13,876
Other . . . . .	429	3	432
<u>Claims, 1950</u> . . . . .	<u>2,847</u>	<u>( 247)</u>	<u>2,600</u>
<u>Air Force Reserve, 1950</u> . . . . .	<u>77,630</u>	<u>( 3,000)</u>	<u>74,630</u>
<u>Air Reserve Officers Training Corps, 1950</u> . . . . .	<u>11,677</u>	<u>( 3,010)</u>	<u>8,667</u>
<u>Air National Guard, 1950</u> . . . . .	<u>114,690</u>	<u>-</u>	<u>114,690</u>

a/ Includes transfers to other agencies to carry out Air Force Programs: \$ 534,080  
 To Geological Survey 500,000  
 To Armed Forces Security Agency 34,080

Source: Finance Management Division, Directorate of Budget, DCS/Comptroller, Hq. USAF.

FY 1950 AND FY 1950 DIRECT APPROPRIATIONS AND AUTHORIZATIONS

(parentheses are minus quantities.)

Obligations						
Net Obligations	Anticipated Reimbursements	Gross Obligations	First Quarter	Second Quarter	Third Quarter	Fourth Quarter
<u>\$ 4,329,287</u>	<u>\$ 91,916</u>	<u>\$ 4,421,203</u>	<u>\$ 623,409</u>	<u>\$ 1,152,851</u>	<u>\$ 996,043</u>	<u>\$ 1,648,900</u>
1,348,555	81	1,348,636	52,863	379,587	288,545	627,641
1,179,079	81	1,179,160	42,253	359,117	259,252	518,538
110,241	-	110,241	-	6,775	17,455	86,011
8,588	-	8,588	-	646	-	7,942
13,392	-	13,392	528	2,513	1,900	8,451
15,940	-	15,940	3,936	4,079	3,937	3,988
555	-	555	152	130	143	130
20,760	-	20,760	5,994	6,327	5,858	2,581
<u>124,597</u>	<u>265</u>	<u>124,862</u>	<u>454</u>	<u>18,808</u>	<u>48,093</u>	<u>57,607</u>
71,718	354	72,072	8	12,387	44,406	15,271
18,245	11	18,256	45	360	(11)	17,862
33,904	-	33,904	48	5,872	2,513	25,471
730	-	730	353	189	1,185	(997)
<u>49,775</u>	<u>-</u>	<u>49,775</u>	<u>-</u>	<u>600</u>	<u>1,882</u>	<u>45,290</u>
<u>1,051,963</u>	<u>86,097</u>	<u>1,138,060</u>	<u>236,974</u>	<u>232,569</u>	<u>247,392</u>	<u>421,125</u>
273,218	60,049	333,267	87,367	65,614	75,336	104,990
197,539	9,147	206,686	48,661	46,071	37,316	74,638
156,694	11,121	167,815	4,080	21,292	35,851	106,592
355,388	4,766	360,150	85,653	84,076	83,912	106,509
34,199	30	34,229	7,247	8,859	6,328	11,795
4,591	-	4,591	706	848	1,395	1,642
15,050	495	15,545	826	2,009	3,910	8,800
8,462	323	8,785	1,400	2,416	2,063	2,906
6,826	-	6,826	1,034	1,328	1,180	3,284
-	166	166	-	56	101	9
<u>1,291,448</u>	<u>2,500</u>	<u>1,293,948</u>	<u>258,353</u>	<u>393,844</u>	<u>311,473</u>	<u>330,278</u>
1,071,321	-	1,071,321	244,499	274,222	287,259	265,341
77,636	-	77,636	476	75,715	672	773
84,946	2,500	87,446	1,687	26,705	6,039	53,015
56,162	-	56,162	11,571	16,788	16,984	10,819
1,383	-	1,383	120	434	519	330
<u>201,704</u>	<u>20</u>	<u>201,724</u>	<u>35,905</u>	<u>64,327</u>	<u>36,446</u>	<u>65,056</u>
23,866	-	23,866	2,729	8,326	5,135	7,676
51,374	-	51,374	5,970	14,555	12,153	18,696
78,486	-	78,486	18,323	29,845	9,239	21,079
6,957	-	6,957	-	106	3,000	3,851
2,124	-	2,124	22	292	873	937
3,135	-	3,135	104	3,093	(2,523)	2,461
29,939	30	29,969	8,152	7,175	7,285	7,357
5,673	-	5,673	567	893	1,249	2,964
150	-	150	38	42	35	35
<u>58,317</u>	<u>23</u>	<u>58,340</u>	<u>14,131</u>	<u>14,702</u>	<u>14,598</u>	<u>14,909</u>
13,572	-	13,572	332	12,445	283	512
13,258	-	13,258	264	12,366	218	390
314	-	314	48	79	65	122
<u>1,316</u>	<u>-</u>	<u>1,316</u>	<u>212</u>	<u>345</u>	<u>325</u>	<u>634</u>
<u>70,397</u>	<u>2,370</u>	<u>72,767</u>	<u>9,067</u>	<u>11,384</u>	<u>18,020</u>	<u>34,296</u>
7,410	-	7,410	924	1,510	1,547	1,419
<u>110,233</u>	<u>450</u>	<u>110,683</u>	<u>14,184</u>	<u>22,720</u>	<u>25,436</u>	<u>48,333</u>

## TABLE 147.-- OBLIGATIONS AND EXPENDITURES DURING FY 1950 AND FY 1950

## DIRECT APPROPRIATIONS AND AUTHORIZATIONS (CONTINUED)

Appropriations, Program, and Project Title	Expenditures						
	Net Expend- itures	Anti- cipated Reim- bursements	Gross Expend- itures	First Quarter	Second Quarter	Third Quarter	Fourth Quarter
<b>Appropriations - Total . . . . .</b>	<b>\$ 2,062,806</b>	<b>\$ 91,916</b>	<b>\$ 2,154,722</b>	<b>\$ 309,198</b>	<b>\$ 591,463</b>	<b>\$ 580,146</b>	<b>\$ 673,915</b>
<b>Construction of Aircraft and Related Procurement, Cont.</b>							
Aircraft and Related Material	67,924	81	68,005	3,491	5,573	15,768	43,173
Electronics Equipment . . . . .	44,954	81	45,035	-	477	9,600	34,958
Guided Missiles and Special Material . . . . .	1,591	-	1,591	-	-	16	1,575
Industrial Mobilization . . . . .	-	-	-	-	-	-	-
Personal Services . . . . .	2,100	-	2,100	-	338	716	1,046
Travel . . . . .	15,535	-	15,535	3,339	3,848	4,135	4,213
Transp. to First Destination	474	-	474	71	139	133	131
	3,270	-	3,270	81	771	1,168	1,250
<b>Special Procurement, 1950 . . . . .</b>	<b>20,098</b>	<b>365</b>	<b>20,463</b>	<b>24</b>	<b>13</b>	<b>1,290</b>	<b>19,136</b>
Weapons and Ammunition . . . . .	17,891	354	18,245	2	(112)	609	17,746
Motor Vehicles . . . . .	311	11	322	-	45	113	164
Special AF Procurement . . . . .	1,745	-	1,745	-	4	547	1,194
Transp. to First Destination	151	-	151	22	76	21	32
<b>Acquisition and Construction of Real Property, Cont. . . . .</b>	<b>2,902</b>	<b>-</b>	<b>2,902</b>	<b>(1)</b>	<b>(1)</b>	<b>142</b>	<b>2,762</b>
<b>Maintenance and Operations 1950 g/ . . . . .</b>	<b>583,377</b>	<b>86,097</b>	<b>669,474</b>	<b>107,195</b>	<b>166,571</b>	<b>190,495</b>	<b>205,213</b>
Operation of Aircraft . . . . .	77,188	60,049	137,237	12,896	34,953	40,927	48,461
Depot Maint. and Supplies . . . . .	147,162	9,147	156,309	34,996	43,221	42,305	35,787
Organization Base Mainte- nance, Supplies and Equip. Maintenance and Operation of Installations . . . . .	28,829	11,121	39,950	424	3,145	12,366	24,015
Commercial Transportation . . . . .	289,574	4,766	294,340	56,030	73,933	82,006	82,371
Commercial Communications . . . . .	23,914	30	23,944	1,215	6,879	8,068	7,782
Training Aids . . . . .	3,358	-	3,358	74	824	961	1,519
General Expenses g/ . . . . .	1,598	495	2,093	33	174	379	1,507
Transp. to First Destination	6,861	323	7,184	1,353	1,838	1,923	2,070
Cross Servicing Between Air Force, Army, and Navy . . . . .	4,893	-	4,893	174	1,598	1,574	1,547
	-	166	166	-	6	6	154
<b>Military Personnel Require- ments, 1950 . . . . .</b>	<b>1,141,602</b>	<b>2,500</b>	<b>1,144,102</b>	<b>169,934</b>	<b>352,883</b>	<b>301,500</b>	<b>319,785</b>
Pay of the Air Force . . . . .	991,175	-	991,175	164,768	263,590	277,298	285,519
Subsistence . . . . .	76,930	-	76,930	77	75,369	598	886
Clothing and Equipment . . . . .	20,679	2,500	23,179	61	537	7,667	14,914
Travel and Transportation . . . . .	51,455	-	51,455	4,888	13,033	15,413	18,121
Other Expenses . . . . .	1,363	-	1,363	140	354	524	345
<b>Research and Development, Con- tinuing . . . . .</b>	<b>62,329</b>	<b>30</b>	<b>62,359</b>	<b>6,677</b>	<b>12,145</b>	<b>17,039</b>	<b>26,498</b>
Research . . . . .	4,911	-	4,911	27	303	1,634	2,967
Maj. Weapons Comp. Develop. Weapons Systems Development Operational Engineering . . . . .	6,513	-	6,513	172	870	2,164	3,307
Human Factors Development . . . . .	12,280	-	12,280	15	525	4,205	7,535
Special Projects . . . . .	6,628	-	6,628	-	8	18	6,602
Personal Services . . . . .	218	-	218	-	15	56	147
Other Expenses . . . . .	685	-	685	27	3,073	216	(2,631)
Transp. to First Destination	28,611	30	28,641	6,181	6,868	8,069	7,523
	2,426	-	2,426	252	468	674	1,032
	57	-	57	3	15	23	16
<b>Salaries and Expenses, Admin- istration, 1950 . . . . .</b>	<b>52,028</b>	<b>23</b>	<b>52,051</b>	<b>10,563</b>	<b>12,986</b>	<b>14,599</b>	<b>13,903</b>
Contingencies, 1950 . . . . .	13,188	-	13,188	36	12,409	307	436
Extraordinary Mil. Expense . . . . .	12,975	-	12,975	30	12,362	221	362
Other . . . . .	213	-	213	6	47	86	74
<b>Claims, 1950 . . . . .</b>	<b>1,178</b>	<b>-</b>	<b>1,178</b>	<b>84</b>	<b>262</b>	<b>473</b>	<b>359</b>
<b>Air Force Reserve, 1950 . . . . .</b>	<b>44,578</b>	<b>2,370</b>	<b>46,948</b>	<b>3,652</b>	<b>8,815</b>	<b>15,368</b>	<b>19,113</b>
<b>Air ROTC, 1950 . . . . .</b>	<b>5,409</b>	<b>-</b>	<b>5,409</b>	<b>693</b>	<b>1,270</b>	<b>1,431</b>	<b>2,015</b>
<b>Air National Guard, 1950 . . . . .</b>	<b>68,193</b>	<b>450</b>	<b>68,643</b>	<b>6,850</b>	<b>18,537</b>	<b>21,734</b>	<b>21,522</b>



TABLE 148.-- EXPENDITURES FROM 1 JAN 1949 THROUGH 30 JUN 1950 FROM APPROPRIATIONS TO USAF AND AIR CORPS, ARMY FOR FY'S 1942 THROUGH 1949

- Notes: 1. These figures include "Air Corps, Army" for FY's 1942 through 1946, FY 1947 and FY 1948.  
 2. They excluded funds appropriated to other Army Technical Services for support of the Air Force, but which were budgeted for, accounted for, and administered by the Army.  
 3. They exclude FY 1950 funds due to the radically different project structure required in FY 1950, which was the first year in which the Air Force received appropriations covering all of its requirements.  
 4. These funds include reimbursements.  
 5. All figures are in thousands of dollars. Those in parentheses denote minus quantities.

Project Number	Project Title	Total Last Half FY 1949	Total FY 1950	FISCAL YEAR 1949		FISCAL YEAR 1950			
				Third Quarter	Fourth Quarter	First Quarter	Second Quarter	Third Quarter	Fourth Quarter
	<b>Total</b> . . . . .	<b>\$ 1,046,745</b>	<b>\$ 1,514,866</b>	<b>\$ 487,177</b>	<b>\$ 559,568</b>	<b>\$ 406,727</b>	<b>\$ 384,905</b>	<b>\$ 368,804</b>	<b>\$ 354,430</b>
	External Operations <sup>a/</sup> . . . . .	687	1,028	196	491	626	265	96	41
110	Standard Airplanes Complete . . . . .	474,079	1,128,667	222,175	251,904	260,838	283,673	300,548	283,608
130	Gliders and Accessories . . . . .	2,823	6,698	2,349	474	514	1,273	2,125	2,786
170	Airborne and Ground Communication Equip..	29,517	33,191	13,662	15,855	7,451	8,027	9,026	8,687
180	Controlled Missiles . . . . .	4,877	12,666	1,369	3,508	3,623	3,550	3,030	2,463
190	Industrial Planning and Procurement . . . .	2,366	2,911	701	1,665	479	1,111	857	464
411	Maintenance Material for Aircraft . . . . .	28,240	75,252	10,365	17,875	24,275	18,749	22,513	9,715
412	Fuel and Oil for Aircraft . . . . .	92,468	32,386	44,131	48,337	25,982	3,191	2,483	730
421 and 160	Modification and Modernization of Equip..	19,072	25,896	12,723	6,349	8,023	6,968	6,140	4,765
422	Individual and Organization Equipment . . .	5,604	17,057	4,172	1,432	3,338	4,874	5,469	3,376
423-4	Miscellaneous Equipment and Night Lighting	13,172	18,323	5,594	7,578	6,781	5,119	4,289	2,134
426-7	Photographic and Mapping Projects . . . . .	2,920	4,188	1,575	1,345	1,587	1,719	629	253
441	Packing and Crating . . . . .	4,413	5,860	2,300	2,113	3,875	1,609	365	11
442	Transportation to First Destination . . . .	4,974	2,912	2,223	2,751	2,155	475	133	149
443	Temporary Duty Travel . . . . .	1,735	347	805	930	324	15	4	4
445	Commercial Printing . . . . .	447	580	254	193	380	141	41	18
447, 448 and 450	Miscellaneous Expense . . . . .	16,712	5,158	7,913	8,799	4,299	113	467	279
500	Education and Training . . . . .	2,446	3,513	958	1,488	1,050	1,092	697	674
611	Research and Development, Aeronautical . .	93,311	119,770	46,385	46,926	30,620	33,264	27,441	28,445
613	Service Test Equipment, R and D, Aero . . .	2,052	3,256	741	1,311	1,024	723	962	547
621	Research and Development, Medical . . . . .	537	672	241	296	286	135	154	97
630	R and D, Meteorological and Climatological	1,382	3,425	533	849	722	1,028	947	728
665	Research and Development, Special Project	1,867	2,104	965	902	344	464	773	523
900	Loans and Reserves . . . . .	42,473	(12,238)	6,081	36,392	(2,157)	7,189	(20,513)	3,243
	<b>Payroll Projects - Total</b> . . . . .	<b>198,571</b>	<b>21,244</b>	<b>98,766</b>	<b>99,805</b>	<b>20,288</b>	<b>138</b>	<b>128</b>	<b>650</b>
150	Salaries, Proc. and Production Activities	7,078	718	3,570	3,508	717	1	-	-
430	Salaries, Operation of Air Force Units . . .	171,269	18,342	84,649	86,620	17,392	136	126	688
612	Salaries, R and D, Aeronautical . . . . .	15,793	1,755	8,060	7,733	1,751	1	1	2
622	Salaries, R and D, Medical . . . . .	600	77	270	330	76	-	1	-
665	Salaries, R and D, Special Project . . . . .	329	-	176	153	-	-	-	-
710	Departmental Salaries . . . . .	3,502	352	2,041	1,461	352	-	-	-

<sup>a/</sup> Consists of funds appropriated for the Air Force, but administered by the Army for Army Technical Services and Overseas Commands.

Source: Finance Management Division, Directorate of Budget, DCS/Comptroller, Hq. USAF.

TABLE 149.-- STATUS OF AIR FORCE MANAGEMENT FY 1950 FUNDS AS OF 30 JUN 1950

(The Air Force Management Fund was established pursuant to Section 406, of Public Law 216, 81st Congress; approved 10 August 1949. This fund was established for the purpose of facilitating the economical and efficient conduct of operations in the Department of Defense which are financed by two or more appropriations where the costs of the operations are not susceptible to immediate distribution as charges to such appropriations.)

Source of Funds	Available Funds	Obligations, Expenditures, and Refunds	Balance (30 June 1950)
<b>TOTAL</b> . . . . .	<b>\$ 13,374,060</b>	<b>\$ 12,374,060</b>	<b>\$ 1,000,000</b>
Corpus (Per Sec. 406, P/L 216, 81st Congress 10 August 1949) . . . . .	\$ 1,000,000		
<u>Deposits by participating departments - Total</u> . . . . .	<u>12,374,060</u>		
Department of the Army . . . . .	3,748,087		
Department of the Navy . . . . .	2,075,803		
Department of the Air Force . . . . .	6,550,170		
Unliquidated Obligations . . . . .		672,033	
Expenditures . . . . .		4,514,468	
Unobligated deposits a/ . . . . .		7,187,559	
Surplus funds (Corpus) transferred to FY 1951 Air Force Management Fund . . . . .			1,000,000

a/ Unobligated deposits (Total \$ 7,187,559) were distributed as follows:

  Refunded to Department of the Army \$ 281,890; refunded to the Navy \$ 631,065; refunded to the Department of the Air Force \$ 54; Transferred to FY 1951 Air Force Management Fund in lieu of Refund to Research and Development Air Force Management Fund \$ 6,211,622; and Reserve for Adjustments to Obligations \$ 62,928.

Source: Finance Management Division, Directorate of Budget, DCS/Comptroller, Hq. USAF.

TABLE 150.-- USAF APPROPRIATIONS AND CONTRACT AUTHORIZATIONS GRANTED BY CONGRESS  
DURING CALENDAR YEAR 1948

(The revised table below supercedes Table 194 as published in the 1948 "Statistical Digest".)

Appropriations and Contract Authorizations	Total	Cash		Contract Authority	
		Brought Forward	New	Brought Forward	New
<u>Appropriations and Un- financed Contract Authority - Total . . .</u>	<u>\$ 3,571,488,620</u>	<u>\$ 199,577,620</u>	<u>\$ 1,504,911,000</u>	<u>\$ 180,000,000</u>	<u>\$ 1,687,000,000</u>
Construction of Air- craft and Related Procurement - <u>Total</u>	<u>2,674,677,620</u>	<u>199,577,620</u>	<u>608,100,000</u>	<u>180,000,000</u>	<u>1,687,000,000</u>
Transferred from Ap- propriations "Air Corps Army", FY 1948, Per Public Law 547 . . . . .	629,577,620	199,577,620	-	430,000,000	-
New Obligating Au- thority Per Public Law 547 . . . . .	2,045,100,000	-	358,100,000	-	1,687,000,000
Cash Appropriated to Liquidate 1948 Con- tract Authority Per Public Law 547. . .	-	-	250,000,000	(250,000,000)	-
General Expenses, USAF, FY 1949, Public Law 766 - <u>Total</u> a/	889,486,000	-	889,486,000	-	-
Salaries, Office, Chief of Staff, USAF, FY 1949, Public Law 766 - <u>Total</u> . . . .	6,500,000	-	6,500,000	-	-
Salaries, Office of Secretary of the Air Force, FY 1949, Public Law 766 - <u>Total</u> . . . . .	825,000	-	825,000	-	-

a/ This amount excludes a \$ 43,000,000 augmentation appropriated in 1949 under Public Law 119, 81st Congress (the "Second Deficiency Appropriation Act, 1949"), approved 23 June 1949.

Source: Finance Management Division, Directorate of Budget, DCS/Comptroller, Hq. USAF.

TABLE 151.-- FINAL REPORT ON PROCUREMENT

(Required by Section 2 (c) of Public Law 413, 80th Congress. Dollar values are shown in thousands.)

I. TOTAL NUMBER AND VALUE OF CONTRACTS NEGOTIATED UNDER THE INDIVIDUAL PARAGRAPHS OF SECTION 2 (C) OF PUBLIC LAW 413 DURING FISCAL YEARS 1949 AND 1950.

Contracts	Total		Procurement Division Air Materiel Command a/		Continental US b/		Overseas c/	
	Number of Actions	Dollar Value	Number of Actions	Dollar Value	Number of Actions	Dollar Value	Number of Actions	Dollar Value
FISCAL YEAR 1949								
<b>TOTAL</b> . . . . .	<b>313,415</b>	<b>\$ 1,324,960</b>	<b>10,329</b>	<b>\$ 1,283,124</b>	<b>296,845</b>	<b>\$ 46,789</b>	<b>6,241</b>	<b>\$ 5,047</b>
National Emergency . . . . .	-	-	-	-	-	-	-	-
Public Exigency . . . . .	1,642	9,409	76	8,510	1,555	898	11	1
Not Over \$ 1,000.00 . . . . .	292,043	34,614	5,341	1,197	285,296	33,152	1,406	265
Personal or Professional Services . . . . .	506	1,567	217	1,265	188	265	101	37
Educational Institutions . . . . .	411	15,589	189	12,557	211	3,025	11	7
Outside U.S. and Possessions Medical . . . . .	4,236	4,268	1	3	57	13	4,178	4,252
Resale . . . . .	304	88	-	-	286	81	18	7
Perishable Subsistence . . . . .	6,334	3,576	-	-	6,331	3,575	3	1
Competition Impracticable . . . . .	956	842	-	-	786	659	170	183
Research and Development . . . . .	5,303	588,041	3,105	583,852	1,955	3,999	243	190
Classified . . . . .	1,204	152,846	1,180	152,051	21	791	3	4
Standardization . . . . .	5	1,186	5	1,186	-	-	-	-
Technical and Specialized Supplies . . . . .	10	16,592	10	16,592	-	-	-	-
Negotiated After Advertising National Defense or Industri- al Mobilization . . . . .	248	500,557	194	500,526	28	30	26	1
Otherwise Authorized by Law	8	304	4	251	3	3	1	50
	5	1,751	3	1,749	-	-	2	2
	200	3,730	4	3,385	128	298	68	47
FISCAL YEAR 1950								
<b>TOTAL</b> . . . . .	<b>323,584</b>	<b>\$ 1,952,387</b>	<b>12,762</b>	<b>\$ 1,887,149</b>	<b>296,975</b>	<b>46,038</b>	<b>13,847</b>	<b>\$ 19,200</b>
National Emergency . . . . .	-	-	-	-	-	-	-	-
Public Exigency . . . . .	354	54,797	140	54,066	190	610	24	121
Not Over \$ 1,000.00 . . . . .	305,973	37,561	7,359	1,393	293,165	35,141	5,449	1,027
Personal or Professional Services . . . . .	333	2,074	236	1,485	79	586	18	3
Educational Institutions . . . . .	513	16,297	302	15,285	161	908	50	104
Outside U.S. and Possessions Medical . . . . .	7,940	17,308	2	16	-	-	7,938	17,292
Resale . . . . .	27	47	1	2	22	43	4	2
Perishable Subsistence . . . . .	1,985	3,755	-	-	1,947	3,679	38	76
Competition Impracticable . . . . .	335	692	-	-	193	468	142	224
Research and Development . . . . .	4,636	563,337	3,417	558,761	1,095	4,415	124	161
Classified . . . . .	1,003	116,776	996	116,742	7	34	-	-
Standardization . . . . .	15	18,845	15	18,845	-	-	-	-
Technical and Specialized Supplies . . . . .	1	4	-	-	-	-	1	4
Negotiated After Advertising National Defense or Industri- al Mobilization . . . . .	300	1,119,630	291	1,119,630	-	-	9	-
Otherwise Authorized by Law	2	41	2	41	-	-	-	-
	1	883	1	883	-	-	-	-
	166	340	-	-	116	154	50	186

II. TOTAL VALUE OF CONTRACTS PLACED WITH SMALL BUSINESS CONCERNS DURING FISCAL YEARS 1949 AND 1950.

Advertised	Fiscal Year 1949		Fiscal Year 1950	
	Number	Dollar Value	Number	Dollar Value
<b>TOTAL</b> . . . . .	<b>13,328</b>	<b>\$ 68,813,000</b>	<b>12,738</b>	<b>\$ 90,334,000</b>
Procurement Division, AMC . . . . .	3,011	47,635,000	2,809	56,359,000
Continental U.S. . . . .	10,327	21,178,000	9,929	33,975,000

TABLE 151.-- FINAL REPORT ON PROCUREMENT (CONTINUED)

(Required by Section 2 (C) of Public Law 413, 80th Congress. Dollar values are shown in thousands.)

## II. (CONTINUED) TOTAL VALUE OF CONTRACTS PLACED WITH SMALL BUSINESS CONCERNS DURING FISCAL YEARS 1949 AND 1950

Negotiated	Fiscal Year 1949		Fiscal Year 1950	
	Number	Dollar Value	Number	Dollar Value
<u>TOTAL</u> . . . . .	<u>224,065</u>	<u>\$ 84,205,000</u>	<u>216,856</u>	<u>\$ 136,496,000</u>
Procurement Division, AMC. . .	5,698	57,139,000	7,845	110,505,000
Continental U.S. . . . .	218,367	27,066,000	209,011	25,991,000

## III. TOTAL VALUE OF CONTRACTS PLACED WITH OTHER BUSINESS CONCERNS DURING FISCAL YEAR 1949 AND 1950.

Advertised	Fiscal Year 1949		Fiscal Year 1950	
	Number	Dollar Value	Number	Dollar Value
<u>TOTAL</u> . . . . .	<u>4,955</u>	<u>\$ 39,169,000</u>	<u>4,722</u>	<u>\$ 48,581,000</u>
Procurement Division, AMC. . .	1,526	33,762,000	1,106	36,875,000
Continental U.S. . . . .	3,429	5,407,000	3,616	11,706,000

Negotiated	Fiscal Year 1949		Fiscal Year 1950	
	Number	Dollar Value	Number	Dollar Value
<u>TOTAL</u> . . . . .	<u>83,109</u>	<u>\$ 1,245,709,000</u>	<u>92,881</u>	<u>\$ 1,796,691,000</u>
Procurement Division, AMC. . .	4,631	1,225,985,000	4,917	1,776,644,000
Continental U.S. . . . .	78,478	19,724,000	87,964	20,047,000

a/ Includes all procurement actions made by Procurement Division Headquarters, Air Materiel Command, and Watson Laboratories, Air Materiel Command.

b/ In the FY 1949 reports, all procurement actions by Air Force installations in Continental US and Possessions were included; Procurement Division, Headquarters (Air Materiel Command) and Watson Laboratories, Air Materiel Command, were excluded; in FY 1950 U. S. possessions were also excluded.

c/ Includes all procurement actions made by Air Force installations outside the Continental US. (Overseas, excluding U. S. possessions in 1949 but including the U. S. possessions in 1950).

Source: Procurement Division, Director of Procurement and Engineering DCS/Materiel, Hq USAF

TABLE 152.-- CIVILIAN SUGGESTIONS AND AWARDS

As of 25th of Month	Suggestion Program				Awards Program	
	Suggestions Received	Suggestions Adopted	Awards Paid	Total Estimated Savings a/	Exceptional Decorations Approved	Meritorious Awards Approved
<b>FY 1949 - Total . . . . .</b>	<b>14,040</b>	<b>3,057</b>	<b>\$ 117,268.35</b>	<b>\$ 3,907,162.51</b>	<b>11</b>	<b>43</b>
<b>1949</b>						
January . . . . .	1,178	241	9,497.65	461,769.81	1	-
February . . . . .	1,390	240	7,967.79	159,119.62	-	-
March . . . . .	1,398	310	13,076.57	804,926.33	1	16
April . . . . .	1,341	289	11,138.35	320,446.97	1	-
May . . . . .	1,444	300	11,132.52	194,724.09	-	-
June . . . . .	1,358	386	14,416.64	518,688.20	2	9
<b>FY 1950 - Total . . . . .</b>	<b>13,345</b>	<b>2,366</b>	<b>\$ 133,647.36</b>	<b>\$ 5,336,458.72</b>	<b>13</b>	<b>54</b>
<b>1949</b>						
July . . . . .	1,140	279	11,150.11	533,663.76	-	-
August . . . . .	1,181	250	10,699.28	301,387.20	4	-
September . . . . .	1,101	277	11,455.46	275,092.91	-	13
October . . . . .	1,184	315	13,100.34	494,846.29	2	-
November . . . . .	1,111	274	11,356.33	235,902.95	-	-
December . . . . .	881	207	8,823.28	329,071.03	-	23
<b>1950</b>						
January . . . . .	930	223	8,714.60	275,132.30	2	-
February . . . . .	1,113	311	12,912.58	805,716.29	1	-
March . . . . .	1,168	312	9,653.46	196,744.45	2	-
April . . . . .	1,292	318	10,257.59	1,058,811.09	-	-
May . . . . .	1,204	297	10,796.91	376,834.79	-	-
June . . . . .	1,040	303	12,727.42	453,255.66	2	18

a/ Savings are estimated for first year following adoption of suggestions. Savings from many suggestions including safety, health, improvement of quality of work, and morale are not included as the savings are intangible.

Source: Placement and Employee Relations Division, Directorate of Civilian Personnel, Hq. USAF.

TABLE 153.-- SUMMARY OF USAF CIVILIAN RETIREMENT FUND TRANSACTIONS, CONTINENTAL US:

31 Dec 1949

(Civilian Retirement Fund Transactions Available Only on a Calendar Year Basis)

Summary Nomenclature	Amount
Total of individual retirement account balances, 31 December 1948 a/ . . . . .	\$ 51,668,179.23
Current year payroll deductions (Calendar Year, 1949) . . . . .	23,697,632.42
Total of individual retirement account balances, 31 December 1949 . . . . .	69,130,215.60
Number of active accounts subject to retirement deductions, 31 December 1949 . . . . .	128,072.00

a/ Due to prior year adjustment this table exceeds the corresponding balance published in the 1948 "Statistical Digest" by \$ 50.76.

Source: Standards Division, Director of Civilian Personnel, Deputy Chief of Staff, Personnel, Hq. USAF.

TABLE 154.-- AIR FORCE AID SOCIETY SUMMARIES FOR PERIOD: 1 MAR 1946 THROUGH 30 JUN 1950

(Air Force Aid Society, a civilian corporation, was chartered under laws of District of Columbia, 9 March 1942. On 1 March 1946, the Air Force Aid Society was authorized to begin operating as the official emergency relief organization of the Air Force (See AFR 166-1, dated 5 Oct 1948). The mission of the Society is to better the morale and welfare of Air Force personnel by rendering emergency financial assistance in the form of non-interest bearing loans or cash grants.)

Period	Receipts Over or (Under) Disbursements	Receipts				
		Total	Memberships and Donations <sup>a/</sup>	Memorials	Loan Repayments	Miscellaneous
Aggregate (1 March 1946 through 30 June 1950) . . .	\$ 202,186	\$ 3,002,341	\$ 1,002,556	\$ 3,042	\$ 1,861,163	\$ 135,580
Aggregate (1 March 1946 through 30 June 1949) . . .	(157,342)	1,740,452	561,086	1,596	1,075,016	102,754
Aggregate (1 March 1946 through 30 June 1948) . . .	(177,408)	830,095	301,291	1,060	450,827	76,917
<b>FISCAL YEAR 1949</b>						
July through September 1948	102,026	344,994	220,061	229	105,150	19,554
October through December 1948 . . . . .	(30,760)	187,778	27,030	30	155,303	5,415
January through March 1949 . . . . .	(50,579)	187,772	9,064	243	178,347	118
April through June 1949 . . . . .	( 621)	189,813	3,640	34	185,389	750
<b>FISCAL YEAR 1950</b>						
July through September 1949	298,959	568,744	354,810	70	184,721	29,143
October through December 1949 . . . . .	2,067	264,239	51,443	494	210,424	1,878
January through March 1950 . . . . .	51,560	243,135	27,887	316	214,760	172
April through June 1950 . . . . .	6,942	185,771	7,330	566	176,242	1,633

Period	Total	Operating Expenses	Disbursements			
			Grants <sup>b/</sup>		Loans	
			Number	Amount	Number	Amount
Aggregate (1 March 1946 through 30 June 1950) . . . . .	\$ 2,800,155	\$ 14,739	1,947	\$ 289,966	43,447	\$ 2,495,450
Aggregate (1 March 1946 through 30 June 1949) . . . . .	1,897,794	9,947	1,556	230,776	29,289	1,657,071
Aggregate (1 March 1946 through 30 June 1948) . . . . .	1,007,503	5,351	1,037	159,386	15,899	842,766
<b>FISCAL YEAR 1949</b>						
July through September 1948 . . . . .	242,968	1,271	154	18,667	3,866	223,030
October through December 1948 . . . . .	218,538	1,211	114	14,714	3,245	202,613
January through March 1949 . . . . .	298,351	812	149	21,594	3,503	215,945
April through June 1949 . . . . .	190,434	1,302	102	16,415	2,776	172,717
<b>FISCAL YEAR 1950</b>						
July through September 1949 . . . . .	269,785	1,762	91	12,975	4,512	255,048
October through December 1949 . . . . .	262,172	638	134	21,528	4,303	240,006
January through March 1950 . . . . .	191,575	1,601	91	13,423	2,845	176,551
April through June 1950 . . . . .	178,829	791	75	11,264	2,498	166,774

a/ Includes donations to The General Henry H. Arnold Educational Fund.

b/ Includes \$ 114,486 repair to American Red Cross for assistance to dependents of Air Force personnel.

Source: Headquarters Unit, Air Force Aid Society, Hq. USAF.

TABLE 155.-- SAVINGS BOND PURCHASES IN CONTINENTAL US AND OVERSEAS

Month	Civilians Participating in Class A Pay Reserva- tion Plan	Percentage of Civilian Employees Participating in Class A Pay Reserva- tion Plan	Average Amount Allotted By Civilian Employees	Percentage of Total Pay Allotted By Civilian Employees	Cash Purchase By Civilian Employees \$ <sup>a</sup> / <sub>1</sub>	Military Allottees Participating	Average Amount Allotted By Military Personnel	Cash Purchase By Military Personnel \$ <sup>a</sup> / <sub>1</sub>	Total Cash Purchases By Civilian and Military Personnel \$ <sup>a</sup> / <sub>1</sub>
January (1949) . . .	53,914	34.0	\$ 20.00	2.8	\$27,088	19,712	\$24.00	\$112,780	\$139,868
February . . . . .	52,517	32.8	20.00	2.7	43,457	19,065	25.00	112,139	155,596
March . . . . .	63,173	38.7	19.00	3.0	39,169	18,592	25.00	137,284	176,453
April . . . . .	58,391	34.8	21.00	3.0	41,059	17,457	26.00	99,503	140,562
May . . . . .	60,074	36.0	19.00	2.9	39,645	15,368	26.00	132,886	172,531
June . . . . .	68,459	40.0	19.00	3.3	57,780	17,473	25.00	165,100	222,880
July . . . . .	62,985	37.0	19.00	2.9	47,588	13,427	26.00	130,488	178,076
August . . . . .	74,910	44.3	20.00	3.6	55,743	13,608	26.00	147,256	202,999
September . . . . .	79,710	47.1	19.00	3.7	56,857	16,207	26.00	88,343	145,200
October . . . . .	154,547	40.9	18.00	3.0	54,720	13,288	27.00	86,929	141,649
November . . . . .	151,370	46.1	19.00	3.7	30,938	11,836	27.00	106,730	137,668
December . . . . .	150,468	44.5	19.00	3.4	56,639	11,178	29.00	88,786	145,425
January (1950) . . .	150,166	43.9	19.00	3.5	60,600	10,558	31.00	139,681	200,281
February . . . . .	150,240	39.6	19.00	3.3	49,325	10,965	32.00	166,641	215,966
March . . . . .	150,621	44.1	19.00	3.6	37,175	11,121	31.00	159,381	196,556
April . . . . .	150,557	42.4	20.00	3.6	39,075	10,924	31.00	134,775	173,850
May . . . . .	155,390	41.4	20.00	3.3	42,319	8,991	36.00	181,538	223,857
June . . . . .	154,453	43.7	20.00	3.6	50,163	9,241	36.00	199,714	249,877


<sup>a</sup>/ Cash purchases as listed in this column represent only the cash amounts received from USAF Personnel and released by the disbursing offices to the Treasury Department. E2

Source: Personnel Services Division, Director of Military Personnel, DCS/P, Hq. USAF



**PART XIII.....**

**STOCK PILING**



  
**STRATEGIC MATERIALS STOCKPILING**

The Department of the Air Force under Public Law 520 79th Congress is required to provide for a proportionate amount of the overall storage space requirements for stockpiling strategic and critical materials. The accomplishment of this responsibility by the USAF is financed from funds advanced to Air Force Headquarters, by the General Services Administration in accordance with the Joint Financing Agreement signed by the three secretaries of the Department of Defense and the Secretary of the Treasury, and AFR 67-39, 25 January 1950. The monthly report "Status of the Strategic Materials Stockpiling Program" furnishes current information required in planning for the receipt and storage of these materials.

TABLE-156- STATUS OF THE USAF STRATEGIC MATERIALS STOCKPIILING PROGRAM - FY 1950

Material	(1) Total Storage Requirement Apportioned to Dept of AF		Depot	(2) Storage Space Allocated By Dept of AF		(3) Storage Space Occupied By Strategic Materials		(4) Storage Space Earmarked For Remaining Requirement		Tons Handled For Month	Total Tons On Hand
	Open (Sq Ft)	Whse (Sq Ft)		Open (Sq Ft)	Whse (Sq Ft)	Open (Sq Ft)	Whse (Sq Ft)	Open (Sq Ft)	Whse (Sq Ft)		
<u>January-1949</u>											
<u>Total</u>	<u>1,094,600</u>	<u>1,186,450</u>		<u>125,000</u>	<u>607,450</u>	<u>9,645</u>	<u>237,882</u>	<u>969,600</u>	<u>579,000</u>	<u>7,241.74</u>	<u>46,751.57</u>
Antimony . . . .		1,000	Rome						1,000		
Bismuth . . . .		1,100	Rome						1,100		
Copper . . . .	468,000		Rome Binghamton	100,000		6,989		268,000 100,000		2,437.63	3,013.73
Gordage Fibers .		132,000	Binghamton		100,000		30,175		32,000	1,371.89	3,385.75
Graphite . . . .		23,000	Rome		20,000		1,200		3,000	a/	41.35
Kyanite . . . .	12,600		Rome					12,600			
Lead . . . .	102,000		Rome	25,000		2,656		77,000		595.66	1,008.04
Magnesium . . .		65,000 h/	San Antonio		65,000 h/		29,000			a/	2,396.55
Manganese . . .	512,000 a/		Rome					512,000 a/			
Mercury . . . .		5,000	Rome		5,000		4,800			a/	1,748.22
Mica . . . .		75,000	Rome Middletown Binghamton		25,000 25,000 6,000		17,567 25,000		19,000	423.87	2,455.76 2,553.40
Molybdenum . . .		10,000	Middletown		10,000		950			a/	248.50
Nickel Oxide . .		21,500	Middletown Rome		5,500 10,000		5,500 10,000		6,000	a/ a/	1,894.70 2,269.48
Pepper . . . .		33,000	Rome		10,000		1,600		23,000	a/	82.80
Quartz Crystals		2,000	Dayton		2,000		2,000			a/	302.00
Quebracho . . .		33,500	Binghamton Rome						27,500 6,000		
Quinine . . . .		7,500	Binghamton		7,500						
Rubber . . . .		650,000	Binghamton Rome Shelby		100,000 30,000 129,600		33,048 30,000 63,767		325,000 65,400	669.22 374.67 1,323.77	4,663.11 2,819.55 8,338.91
Shellac . . . .		25,000	Binghamton		15,000		1,432		10,000	45.03	45.03
Tin . . . .		60,000	Rome						60,000		
Tungsten . . . .		41,850	Rome		41,850		41,850			a/	9,484.69

<u>March-1949</u>											
Total	1,094,600	1,336,450		125,000	744,950	35,940	570,774	969,600	591,500	9,002.86	65,190.17
Antimony . . . .		1,000	Rome						1,000		
Bismuth . . . . .		1,100	Rome						1,100		
Copper . . . . .	468,000		Rome	100,000		24,140 a/		268,000		a/	3,263.75
			Binghamton					100,000			
Gordage Fibers . .		132,000	Binghamton		100,000		76,922		32,000	828.68	4,714.43
Graphite . . . . .		23,000	Rome		20,000		1,200		3,000	a/	41.35
Kyanite . . . . .	12,600		Rome					12,600			
Lead . . . . .	102,000		Rome	25,000		11,800		77,000		a/	2,084.99
Magnesium . . . .		65,000 b/	San Antonio		65,000 b/		29,000 b/			a/	2,396.55
Manganese . . . .	512,000 g/		Rome					512,000 g/			
Mercury . . . . .		5,000	Rome		5,000		4,800			a/	1,748.22
Mica . . . . .		102,500	Middletown		25,000		25,000			a/	2,553.40
			Rome		25,000		25,000		19,000	a/	2,559.50
			Binghamton		33,500		9,198			922.24	1,057.34
Molybdenum . . . .		10,000	Middletown		10,000		1,000			a/	748.50
Nickel Oxide . . . .		21,500	Middletown		5,500		5,500			a/	1,894.70
			Rome		10,000		10,000		6,000	a/	2,269.48
Pepper . . . . .		33,000	Rome		10,000		1,600		23,000	a/	82.80
Quartz Crystals . .		2,000	Dayton		2,000		2,000			a/	302.00
Quebracho . . . . .		6,000	Rome						6,000		
Quinine . . . . .		7,500	Binghamton		7,500		4,500			a/	164.75
Rubber . . . . .		660,000	Binghamton		200,000		169,550		275,000	7,238.44	14,306.55
			Rome		30,000		30,000		65,400	a/	2,819.55
			Shelby		129,600		129,600			a/	13,067.09
			Shreveport		10,000						
Shellac . . . . .		25,000	Binghamton		15,000		4,054		10,000	13.50	130.53
Tin . . . . .		60,000	Rome						60,000	a/	9,484.69
Tungsten . . . . .		41,850	Rome		41,850		41,850				
Strategic Materials (General)		140,000	Shreveport						140,000		

NOTE: SPECIAL HANDLING REQUIRED-NOT RELEASABLE TO FOREIGN NATIONALS  
The information contained in this document will not be disclosed to foreign nationals, either in whole or in extract form, regardless of the category of classified information for which they are cleared.

TABLE -156- STATUS OF THE USAF STRATEGIC MATERIALS STOCKPILING PROGRAM - FY 1950 (Continued)

Material	(1) Total Storage Requirement Apportioned to Dept of AF		Depot	(2) Storage Space Allocated By Dept of AF		(3) Storage Space Occupied By Strategic Materials		(4) Storage Space Earmarked For Remaining Requirement		Tons Handled For Month	Total Tons On Hand
	Open (Sq Ft)	Whse (Sq Ft)		Open (Sq Ft)	Whse (Sq Ft)	Open (Sq Ft)	Whse (Sq Ft)	Open (Sq Ft)	Whse (Sq Ft)		
<u>June-1949</u>											
<u>Total</u>	<u>1,119,600</u>	<u>1,369,550</u>		<u>150,000</u>	<u>915,350</u>	<u>155,130</u>	<u>825,263</u>	<u>969,600</u>	<u>454,200</u>	<u>32,063.52</u>	<u>129,079.59</u>
Antimony . . .		5,000	Rome						5,000		
Bismuth . . .		1,100	Rome						1,100		
Copper . . .	493,000		Binghamton					100,000			
			Rome	100,000		114,000 g/	500 g/	268,000		12,817.40	29,838.29
			Maywood	25,000		330				373.66	373.66
Cordage Fibers.		152,000	Binghamton		132,000		128,065		20,000	2,894.91	11,065.00
Graphite . . .		23,000	Rome		20,000		1,200		3,000	56.75	98.09
Kyanite . . .	12,600		Rome					12,600			
Lead . . .	102,000		Rome	25,000		40,800		77,000		7,670.11	9,755.10
Magnesium . .		65,000 b/	San Antonio		65,000 b/		29,000 b/			g/	2,396.55
Manganese . .	512,000 g/		Rome					512,000 g/		g/	1,748.22
Mercury . . .		10,000	Rome		5,000		4,500			g/	
			Binghamton						5,000		
Mica . . .		102,500	Middletown		25,000		25,000			g/	2,555.36
			Rome		31,600		31,600		12,400	385.76	2,945.77
			Binghamton		33,500		17,818			894.88	2,935.00
Molybdenum . .		10,000	Middletown		10,000		1,000			g/	748.50
Narcotics . . .		5,500 g/	Binghamton						5,500 g/		
Nickel Oxide . .		24,100	Middletown		8,100		8,100			g/	1,894.69
			Rome		10,000		10,000		6,000	g/	2,269.48
Pepper . . .		33,000	Rome		10,000		1,600		23,000	g/	82.80
Quartz Crystals		2,000	Dayton		2,000		2,000			g/	302.00
Quebracho . . .		6,000	Rome						6,000		
Quinine . . .		7,500	Binghamton		7,500		6,000			133.50	310.00
Rubber . . .		656,000	Binghamton		300,000		303,200		100,000	5,336.92	27,103.00
			Rome		44,200		44,200		47,200	.19	2,819.74
			Shelby		129,600		129,600			g/	13,067.09
			Shreveport		10,000		17,800				1,476.73
			Maywood						25,000		
Shellac . . .		25,000	Binghamton		15,000		7,230		10,000	38.51	301.85
Tin . . .		75,000	Rome						60,000		
			Shreveport		15,000		15,000			1,460.93	6,008.48
Tungsten . . .		41,850	Rome		41,850		41,850			g/	9,484.69
Strategic Mat- erials (General)		125,000	Shreveport						125,000		

<u>September 1949</u>											
<u>Total</u>	<u>1,019,600</u>	<u>1,325,620</u>		<u>285,000</u>	<u>1,145,920</u>	<u>214,513</u>	<u>965,975</u>	<u>734,600</u>	<u>189,700</u>	<u>4,365.20</u>	<u>149,704.12</u>
Antimony . . .		5,000	Rome		5,000		4,938			3,169.10	3,169.10
Bismuth . . .		1,100	Rome						1,100		
Copper . . . .	380,500		Rome	200,000		154,713 <sup>b/</sup>	500 <sup>b/</sup>	168,000		200.07	31,853.99
			Maywood	12,500		10,900				<sup>b/</sup>	2,339.66
Cordage Fibers.		172,320	Binghamton		172,320		152,516			45.00	13,201.00
Graphite . . .		23,000	Rome		20,000		3,300		3,000	101.91	358.77
Kyanite . . . .	12,600		Rome					12,600			9,916.14
Lead . . . . .	114,500		Rome	60,000		48,900		42,000		<sup>b/</sup>	
			Maywood	12,500							
Magnesium . .		65,000 <sup>b/</sup>	San Antonio		65,000 <sup>b/</sup>		29,000 <sup>b/</sup>			<sup>b/</sup>	2,396.55
Manganese . .	512,000 <sup>b/</sup>		Rome					512,000 <sup>b/</sup>			
Mercury . . .		10,000	Rome		5,000		4,500			<sup>b/</sup>	1,748.22
			Binghamton		5,000		5,000			<sup>b/</sup>	1,700.00
Mica . . . . .		102,500	Middletown		25,000		25,000			<sup>b/</sup>	2,555.36
			Rome		31,600		31,600		12,400	<sup>b/</sup>	2,945.27
			Binghamton		33,500		26,480			584.00	4,578.00
Molybdenum . .		10,000	Middletown		10,000		1,000			<sup>b/</sup>	248.50
Narcotics . .		5,200 <sup>b/</sup>	Binghamton		5,200 <sup>b/</sup>		281			<sup>b/</sup>	22.00
Nickel Oxide .		24,100	Middletown		8,100		8,100			<sup>b/</sup>	1,894.69
			Rome		10,000		10,000		6,000	<sup>b/</sup>	2,269.48
Pepper . . . .		33,000	Rome		10,000		1,400		23,000	<sup>b/</sup>	82.80
Quartz Crystals		2,000	Dayton		2,000		2,000			<sup>b/</sup>	284.75
Quebracho . .		6,000	Rome						6,000		
Quinine . . .		7,500	Binghamton		7,500		6,000			3.00	316.00
Rubber . . . .		649,850	Binghamton		386,050		38,900			<sup>b/</sup>	34,266.00
			Rome		90,400		49,060		1,000	262.12	3,081.85
			Shelby		129,600		129,600			<sup>b/</sup>	13,067.09
			Shreveport		17,800		17,800			<sup>b/</sup>	1,476.73
			Maywood		25,000						
Shellac . . . .		15,000	Binghamton		15,000		10,500			<sup>b/</sup>	439.00
Tin . . . . .		85,000	Rome						60,000		
			Shreveport		25,000		25,000			<sup>b/</sup>	6,008.48
Tungsten . . .		41,850	Rome		41,850		40,500			<sup>b/</sup>	9,484.69
Strategic Materials (General)		77,200	Shreveport						77,200		

NOTE: SPECIAL HANDLING REQUIRED-NOT RELEASABLE TO FOREIGN NATIONALS  
The information contained in this document will not be disclosed to foreign nationals, either in whole or in extract form, regardless of the category of classified information for which they are cleared.

TABLE -156- STATUS OF THE USAF STRATEGIC MATERIALS STOCKPILING PROGRAM - FY 1950 (Continued)

Material	(1) Total Storage Requirement Apportioned to Dept of AF		Depot	(2) Storage Space Allocated By Dept of AF		(3) Storage Space Occupied By Strategic Materials		(4) Storage Space Earmarked For Remaining Requirement		Tons Handled For Month	Total Tons On Hand
	Open (Sq Ft)	Whse (Sq Ft)		Open (Sq Ft)	Whse (Sq Ft)	Open (Sq Ft)	Whse (Sq Ft)	Open (Sq Ft)	Whse (Sq Ft)		
<u>December-1949</u>											
<u>Total</u>	<u>517,600</u>	<u>1,359,350</u>		<u>295,000</u>	<u>1,242,050</u>	<u>232,500</u>	<u>1,062,130</u>	<u>222,600</u>	<u>117,300</u>	<u>6,445.29</u>	<u>171,393.51</u>
Antimony . . . .		5,000	Rome San Antonio		5,000		5,000 1,800 <sup>b/</sup>			a/ a/	3,169.10 943.07
Bismuth . . . .		1,100	Rome						1,100		
Copper . . . .	390,500		Rome Maywood	200,000 22,500		161,100 <sup>a/</sup> 14,100	500 <sup>a/</sup>	168,000		1,236.10 300.00	36,006.04 3,839.67
Cordage Fibers .		172,320	Binghanton		172,320		172,000			64.00	14,692.50
Graphite . . . .		23,000	Rome		20,000		4,700		3,000	56.48	471.67
Kyanite . . . .	12,600		Rome					12,600			
Lead . . . .	114,500		Rome Maywood	60,000 12,500		48,900 8,400		42,000		a/ 600.21	9,916.14 3,035.79
Magnesium . . .		65,000 <sup>b/</sup>	San Antonio		65,000 <sup>b/</sup>		29,000 <sup>b/</sup>			a/	2,396.55
Mercury . . . .		10,000	Rome Binghanton		5,000 5,000		4,500 5,000			a/ a/	1,748.22 1,700.00
Mica . . . .		102,500	Middletown Rome Binghanton		25,000 44,000 33,500		25,000 37,200 31,000			a/ 122.66 a/	2,555.36 3,388.19 5,157.00
Molybdenum . .		10,000	Middletown		10,000		1,000			a/	248.50
Narcotics . . .		5,200 <sup>a/</sup>	Binghanton		5,200 <sup>a/</sup>		300			a/	22.00
Nickel Oxide . .		24,100	Middletown Rome		8,100 10,000		8,100 10,000			a/ a/	1,894.69 2,269.48
Pepper . . . .		33,000	Rome		10,000		1,400		23,000	a/	82.80
Quartz Crystals		2,000	Dayton		2,000		1,700			19.00	222.58
Quebracho . . .		6,000	Rome						6,000		
Quinine . . . .		7,500	Binghanton		7,500		6,100			a/	323.00
Rubber . . . .		734,850	Binghanton Rome Shelby Shreveport Maywood		386,050 150,400 129,600 17,800 50,000		386,050 62,500 129,600 17,800 42,400			a/ a/ a/ a/ 982.27	35,631.00 7,086.30 13,067.09 1,476.73 3,773.87
Shellac . . . .		15,000	Binghanton		15,000		13,900			a/	783.00
Tin . . . .		25,000	Shreveport		25,000		25,000			a/	6,008.48
Tungsten . . . .		40,580	Rome		40,580		40,580			a/	9,484.69
Strategic Mater- ials (General)		77,200	Shreveport						77,200		



<u>March-1950</u>											
<u>Total</u>	<u>517,600</u>	<u>1,409,350</u>		<u>295,000</u>	<u>1,292,050</u>	<u>242,200</u>	<u>1,226,050</u>	<u>222,600</u>	<u>117,300</u>	<u>9,131.50</u>	<u>194,498.44</u>
Antimony. . . .		7,000	Rome		5,000		5,000			a/	3,169.10
			San Antonio		2,000 <sup>b/</sup>		1,800 <sup>b/</sup>			a/	943.07
Bismuth. . . .		1,100	Rome						1,100		
Copper. . . .	390,500		Rome	200,000		161,100 <sup>a/</sup>	500 <sup>f/</sup>	168,000		3,344.76 <sup>b/</sup>	45,482.15
			Maywood	22,500		17,900				333.34	4,653.18
Cordage Fibers.		172,320	Binghamton		172,320		172,320			a/	14,692.50
Graphite. . . .		23,000	Rome		20,000		9,100		3,000	260.89	1,001.93
Kyanite. . . .	12,600		Rome					12,600			
Lead. . . .	114,500		Rome	60,000		51,400		42,000		1,079.82	12,265.49
			Maywood	12,500		11,800				1,607.28	4,643.07
Magnesium. . . .		63,000 <sup>b/</sup>	San Antonio		63,000		29,000 <sup>b/</sup>			a/	2,396.55
Mercury. . . .		10,000	Rome		5,000		5,000			a/	1,748.22
			Binghamton		5,000		5,000			a/	1,700.00
Mica. . . .		102,500	Middletown		25,000		25,000			11.62	2,555.36
			Rome		44,000		43,400			a/	3,963.26
			Binghamton		33,500		31,000			a/	5,157.00
Molybdenum. . . .		10,000	Middletown		10,000		1,000			a/	248.50
Narcotics. . . .		5,200 <sup>a/</sup>	Binghamton		5,200 <sup>a/</sup>		1,600			98.00	120.00
Nickel Oxide. . . .		24,100	Middletown		8,100		8,100			a/	1,894.69
			Rome		10,000		10,000		6,000	a/	2,269.48
Pepper. . . .		33,000	Rome		10,000		1,400		23,000	a/	82.80
Quartz Crystals		2,000	Dayton		2,000		1,700			a/	195.81
Quebracho. . . .		6,000	Rome						6,000		
Quinine. . . .		7,500	Binghamton		7,500		6,100			a/	323.00
Rubber. . . .		784,850	Binghamton		386,050		386,050			a/	35,631.00
			Rome		150,400		178,000		1,000	1,648.38	13,777.77
			Shelby		129,600		129,600			a/	13,067.09
			Shreveport		17,800		17,800			a/	1,476.73
			Maywood		100,000		78,100			747.41	4,764.52
Shellac. . . .		15,000	Binghamton		15,000		13,900			a/	783.00
Tin. . . .		25,000	Shreveport		25,000		25,000			a/	6,008.48
Tungsten. . . .		40,580	Rome		40,580		40,580			a/	9,484.69
Strategic Materials (General).		77,200	Shreveport						77,200		

NOTE: SPECIAL HANDLING REQUIRED--NOT RELEASABLE TO FOREIGN NATIONALS

The information contained in this document will not be disclosed to foreign nationals, either in whole or in extract form, regardless of the category of classified information for which they are cleared.

TABLE 156 - STATUS OF THE USAF STRATEGIC MATERIALS STOCKPILING PROGRAM - FY 1950 (Continued)

Material	(1) Total Storage Requirement Apportioned to Dept of AF		Depot	(2) Storage Space Allocated By Dept of AF		(3) Storage Space Occupied By Strategic Materials		(4) Storage Space Earmarked For Remaining Requirement		Tons Handled For Month	Total Tons On Hand
	Open (Sq Ft)	Whse (Sq Ft)		Open (Sq Ft)	Whse (Sq Ft)	Open (Sq Ft)	Whse (Sq Ft)	Open (Sq Ft)	Whse (Sq Ft)		
<u>June-1950</u>											
<u>Total</u>	<u>532,600</u>	<u>1,630,350</u>		<u>310,000</u>	<u>1,428,150</u>	<u>286,200</u>	<u>1,317,200</u>	<u>222,600</u>	<u>202,200</u>	<u>13,031.62</u>	<u>226,344.06</u>
Antimony . . . .		21,000	Rome San Antonio	17,000 4,000 b/		17,000 4,000 b/				a/ a/	3,169.10 943.07
Copper . . . . .	390,500		Rome Maywood	200,000 22,500		182,600 e/ 23,500 f/	500 f/	168,000		10,201.77 333.34	63,877.98 5,344.35
Cordage Fiber . .		172,320	Binghamton		172,320		172,320			a/	14,692.50
Graphite . . . .		20,000	Rome		20,000		15,000			84.01	1,462.09
Kyanite . . . . .	12,600		Rome					12,600			
Lead . . . . .	129,500		Rome Maywood	60,000 27,500		51,700 28,400		42,000		a/ 712.31	12,617.28 9,231.63
Magnesium . . . .		61,000	San Antonio		61,000		29,000 b/			a/	2,396.55
Mercury . . . . .		10,000	Rome Binghamton	5,000 5,000		11,700 5,000				a/ a/	1,748.22 1,700.00
Mica . . . . .		102,500	Middletown Rome Binghamton	25,000 44,000 33,500		25,000 43,400 31,000				a/ a/ a/	2,555.36 3,963.26 5,157.00
Molybdenum . . .		10,000	Middletown	10,000		1,000				a/	248.50
Narcotics . . . .		5,200 g/	Binghamton	5,200 g/		1,600				a/	120.00
Nickel Oxide . . .		18,100	Middletown Rome	8,100 10,000		8,100 10,000				a/ a/	1,894.69 2,269.48
Pepper . . . . .		1,400	Rome	1,400		1,400				a/	82.80
Quartz Crystals		2,000	Dayton	2,000		1,700				a/	195.81
Quinine . . . . .		7,500	Binghamton	7,500		6,100				a/	323.00
Rubber . . . . .		1,032,950	Binghamton Rome Shelby Shreveport Maywood Topeka	386,050 199,500 129,600 17,800 150,000 25,000		385,900 199,500 129,600 17,800 116,700 4,400		35,000 90,000		a/ 71.47 a/ a/ 1,346.42 482.30	35,614.00 16,683.29 13,067.09 1,476.73 8,751.81 482.30
Shellac . . . . .		15,000	Binghamton	15,000		13,900				a/	783.00
Tin . . . . .		25,000	Shreveport	25,000		25,000				a/	6,008.48
Tungsten . . . . .		49,180	Rome	49,180		40,580				a/	9,484.69
Strategic Materials (General)		77,200	Shreveport					77,200			

NOTES:

1. Explanation of Columns:

Column (1) - Out of a total stockpiling storage requirement of approximately 23 million square feet open space and 12 million square feet covered space, this is the amount apportioned to the Department of the Air Force, by the Munitions Board through its Stockpiling Storage Committee (approximately 7% of the total requirement).

Column (2) - Of the total requirement apportioned to the Department of the Air Force, this is the amount already allocated or made available for the Stockpiling program. Overhead costs of storage space allocated is reimbursable from GSA stockpiling funds under provisions of AFR 67-39, 25 Jan 1950.

Column (3) - Of the amount allocated for the Stockpiling program to meet current requirements, this amount represents the storage space already occupied by strategic materials.

Column (4) - The difference between Columns (1) and (2) represents the amount to be provided for the stockpiling program through FY 1951. Storage space at the Rome, Shreveport, Topeka and Maywood Depots has been tentatively "earmarked" to meet the remaining requirements. Quantities and locations shown in this Column are subject to change.

- a/ No material handled    b/ Tank storage    c/ Open unimproved space    d/ 6600 sq ft open space occupied by Brass  
e/ 9000 sq ft open space occupied by Brass    f/ 500 sq ft warehouse space occupied by Brass    g/ Vault Storage  
h/ Material received during this report period has not been placed in permanent storage.    EV

NOTE: SPECIAL HANDLING REQUIRED-NOT RELEASABLE TO FOREIGN NATIONALS  
The information contained in this document will not be disclosed to foreign nationals, either in whole or in extract form, regardless of the category of classified information for which they are cleared.

[REDACTED]

SECRET [REDACTED]

PART XIV.....

**MUTUAL DEFENSE ASSISTANCE  
PROGRAM**



## MUTUAL DEFENSE ASSISTANCE PROGRAM

The Mutual Defense Assistance Act of 1949, enacted into law on October 6, 1949, authorizes the Government to extend aid, either by outright grant or on a reimbursable basis to certain friendly nations whose security must be maintained in the interests of preserving world peace. -

Under Public Law 329 - 81st Congress - the Department of the Air force is required to execute military assistance programs in accordance with approved policies including: Provision of military equipment, materials and additional military production of raw materials (which would enable a nation to increase its indigenous production of military material) and training facilities both in Zone of the Interior and Overseas.

For convenience in administering the Act, the areas of countries to which aid might be given or sold are designated as follows:

Title I - North Atlantic Treaty Countries - Belgium-Luxembourg, Denmark, France, Italy, Netherlands, Norway, Portugal, United Kingdom (Canada and Iceland, though members have not requested grant aid).

Title II - Greece, Turkey and Iran.

Title III - Phillipines, Korea (Section 301 of the Act) and the "General Area of China" (Section 303 of the Act).

With respect to Title I of the Mutual Defense Assistance Act, the Mutual Defense Assistance Program is complementary to the North Atlantic Treaty. Although the two developed separately, the Mutual Defense Assistance Program fits into the Treaty to make it stronger. The North Atlantic Treaty sets forth the principles, and provides the machinery for the development of strategic plans for the collective defense of the area. The Mutual Defense Assistance Program is the instrument by which the United States provides materials to make mutual defense a reality by supplementing the ability of the several nations to provide armaments from their own resources. Titles I, II and III countries are not only entitled to grant aid but are also entitled to reimbursable aid.

Supply action initiated under the USAF Mutual Defense Assistance Program during the FY 1950 is indicated in the following pages.

TABLE - 157- USAF SUPPLY ACTION INITIATED UNDER THE MUTUAL DEFENSE ASSISTANCE PROGRAM - FY 1950

TITLE AND COUNTRY	SUPPLY ACTION INITIATED					SHIPMENTS TO PORT		Repair And Rehab. of Excess
	Totals		Excess Stocks	Replenishable Stocks	New Procurement	Material Cost Exclusive of Excess	Acquisition Cost of Excess	Funds Committed
	Est. Cost of Material Requisitioned	Funds Committed For Material	Acquisition Cost	Estimated Replacement Cost	Estimated Procurement Cost			(8)
(1)	(2)	(3)	(4)	(5)	(6)	(7)	(8)	
<b>TOTAL</b> . . . . .	\$ 171,686,860	\$ 98,211,441	\$ 73,475,419	\$ 56,035,988	\$ 42,175,453	\$ 6,843,894	\$ 21,007,629	\$ 16,778,057
<b>TITLE I - Total</b> . . . . .	129,114,162	59,499,686	69,614,476	37,512,679	21,987,007	4,429,654	18,973,805	16,319,706
Netherlands . . . . .	6,793,357	4,799,649	1,993,708	3,436,444	1,363,205	263,721	1,918,470	736,245
Italy . . . . .	14,212,552	6,581,121	7,631,431	5,097,877	1,483,244	168,801	139,031	1,686,113
France . . . . .	15,326,409	9,229,838	6,096,571	6,823,551	2,406,287	994,035	2,552,517	819,576
United Kingdom . . . . .	77,735,106	27,038,249	50,696,857	15,998,141	11,040,108	2,426,867	12,695,075	12,698,284
Belgium . . . . .	2,732,325	2,099,333	632,992	712,389	1,386,944	85,026	311,899	179,459
Denmark . . . . .	4,286,772	3,328,528	958,244	2,231,312	1,097,216	73,511	275,989	176,954
Norway . . . . .	8,027,641	6,422,968	1,604,673	3,212,965	3,210,003	417,693	1,080,824	43,075
<b>TITLE II - Total</b> . . . . .	35,915,166	33,713,845	2,201,321	14,407,668	19,306,177	947,931	1,744,653	21,250
Greece . . . . .	13,849,013	12,249,167	1,599,846	7,135,628	5,113,539	282,441	1,538,002	-
Turkey . . . . .	22,066,153	21,464,678	601,475	7,272,040	14,192,638	665,490	206,651	21,250
<b>TITLE III - Total</b> . . . . .	6,657,532	4,397,910	1,659,622	4,115,641	882,269	1,466,309	289,171	417,101
Iran . . . . .	1,496,382	1,093,726	402,656	555,046	538,680	205,128	133,101	-
Philippines . . . . .	1,791,037	935,988	855,049	876,782	59,206	455,224	156,070	137,101
Korea . . . . .	14,966	14,966	-	14,966	-	231	-	-
French Indo-China (Grant) . . . . .	3,046,107	2,647,790	398,317	2,647,790	-	805,726	-	280,000
French Indo-China (Reimbursable) . . . . .	207,440	207,440	-	21,057	186,383	-	-	-
Thailand . . . . .	101,600	98,000	3,600	-	98,000	-	-	-

**SPECIAL HANDLING REQUIRED - NOT RELEASABLE TO FOREIGN NATIONALS**  
 The information contained in this document will not be disclosed to foreign nationals without express approval of the Chief of Staff, USAF.  
 Approval shall refer specifically to this document or to specific information contained herein.



TABLE -157- USAF SUPPLY ACTION INITIATED UNDER THE MUTUAL DEFENSE ASSISTANCE PROGRAM - FY 1950 (Continued)

TITLE COUNTRY AND ITEMS	SUPPLY ACTION INITIATED					SHIPMENTS TO PORT		Repair
	Totals		Excess Stocks	Replenishable Stocks	New Procurement	Material Cost	Acquisition Cost	And Rehab. of Excess
	Est. Cost of Materiel Requisitioned	Funds Committed For Materiel	Acquisition Cost	Estimated Replacement Cost	Estimated Procurement Cost	Exclusive of Excess	Of Excess	Funds Committed
	(1)	(2)	(3)	(4)	(5)	(6)	(7)	(8)
<b>TITLE I - Total</b> . . . . .	\$ 129,114,162	\$ 59,499,686	\$ 69,614,476	\$ 37,512,679	\$ 21,987,007	\$ 4,429,654	\$ 18,973,805	\$ 16,339,706
<b>NETHERLANDS - Total</b> . . . . .	6,793,357	4,799,649	1,993,708	2,136,144	1,363,205	263,723	1,918,470	736,245
Aircraft, Aircraft Spare Parts and Aeronautical Equipment and Supplies - Total . . . . .	3,352,377	1,513,885	1,838,492	1,011,614	502,271	262,243	1,918,470	729,111
Aircraft and Aircraft Spares - Total . . . . .	2,707,241	869,095	1,838,146	777,600	91,495	260,878	1,918,425	729,111
T-7 (Quantity - 28) . . . . .	2,140,572	406,532	1,734,040	406,532	-	-	1,834,776	723,257
Engines and Spare Parts . . . . .	566,669	462,563	104,106	371,068	91,495	260,878	83,649	5,854
Other Aeronautical Equipment . . . . .	645,136	614,790	346	234,014	410,776	1,363	45	-
Electronic and Other Signal Equipment . . . . .	948,070	945,764	2,306	84,830	860,934	1,480	-	7,134
Ordnance, Equipment and Supplies - Total . . . . .	2,492,910	2,340,000	152,910	2,340,000	-	-	-	-
Small Arms and M G Ammunition . . . . .	2,340,000	2,340,000	-	2,340,000	-	-	-	-
Bombs and Rockets . . . . .	152,910	-	152,910	-	-	-	-	-
<b>ITALY - Total</b> . . . . .	14,212,552	6,581,121	7,631,431	5,097,877	1,483,244	168,801	139,031	1,686,113
Aircraft, Aircraft Spare Parts and Aeronautical Equipment and Supplies - Total . . . . .	13,596,154	5,966,287	7,629,867	4,954,446	1,011,841	79,779	138,998	1,686,113
Aircraft and Aircraft Spares - Total . . . . .	13,197,734	5,577,248	7,620,486	4,919,450	657,798	70,725	129,645	1,686,113
F-51 (Quantity - 100) . . . . .	7,945,000	1,755,800	6,189,200	1,755,800	-	-	-	1,422,524
Engines and Spare Parts . . . . .	4,518,288	3,604,066	914,222	2,979,688	624,378	69,448	127,960	104,100
T-6 (Quantity - 20) . . . . .	664,680	149,860	514,820	119,860	30,000	-	-	159,489
Engines and Spare Parts . . . . .	69,766	67,522	2,244	64,102	3,420	1,277	1,685	-
Other Aeronautical Equipment . . . . .	398,420	389,039	9,381	34,996	354,043	9,054	9,353	-
Electronic and Other Signal Equipment . . . . .	548,518	546,954	1,564	75,551	471,403	21,142	33	-
Training Aids (ATU for F-51) . . . . .	67,880	67,880	-	67,880	-	67,880	-	-

**SPECIAL HANDLING REQUIRED - NOT RELEASABLE TO FOREIGN NATIONALS**  
 The information contained in this document will not be disclosed to foreign nationals without express approval of the Chief of Staff, USAF.  
 Approval shall refer specifically to this document or to specific information contained herein.

TABLE -157- USAF SUPPLY ACTION INITIATED UNDER THE MUTUAL DEFENSE ASSISTANCE PROGRAM - FY 1950 (Continued)

TITLE COUNTRY AND ITEMS	SUPPLY ACTION INITIATED					SHIPMENTS TO PORT		Repair And Rehab. of Excess Funds Committed
	Totals		Excess Stocks	Replenishable Stocks	New Procurement	Material Cost Exclusive of Excess	Acquisition Cost of Excess	
	Est. Cost of Materiel Requisitioned	Funds Committed For Materiel	Acquisition Cost	Estimated Replacement Cost	Estimated Procurement Cost			
(1)	(2)	(3)	(4)	(5)	(6)	(7)	(8)	
<b>TITLE I - (Continued)</b>								
<b>FRANCE - Total</b>	\$ 15,326,409	\$ 9,229,838	\$ 6,096,571	\$ 6,823,551	\$ 2,406,287	\$ 994,035	\$ 2,552,517	\$ 819,576
Aircraft, Aircraft Spare Parts and Aeronautical Equipment and Supplies - Total	14,946,169	9,162,248	5,783,921	6,755,961	2,406,287	926,445	2,552,517	819,576
Aircraft and Aircraft Spares - Total	13,701,993	7,932,993	5,769,000	6,603,847	1,329,146	895,380	2,538,320	819,576
T-6 (Quantity - 90)	2,816,820	474,640	2,342,180	474,640	-	-	625,960	804,318
Spares and Spare Parts (For 140 T-6 Acft)	2,594,814	2,176,040	418,774	1,666,367	509,673	316,151	310,347	15,258
Spares and Spare Parts (For 141 F-47 Acft)	7,025,841	4,262,815	2,763,026	3,911,979	350,836	521,307	1,366,397	-
Spare Parts (For 27 F-51 Acft)	1,264,518	1,019,498	245,020	550,861	-	57,922	235,616	-
Other Aeronautical Equipment - Total	1,244,176	1,229,255	14,921	152,114	1,077,141	31,065	14,197	-
Ordnance Equipment and Supplies - Total	312,650	-	312,650	-	-	-	-	-
Bombs and Rockets	312,650	-	312,650	-	-	-	-	-
Training Equipment (R-47 MU)	67,590	67,590	-	67,590	-	67,590	-	-
<b>UNITED KINGDOM - Total</b>	77,725,106	27,038,249	50,696,857	15,998,143	11,040,108	2,426,867	12,695,075	12,698,284
Aircraft, Aircraft Spare Parts and Aeronautical Equipment and Supplies - Total	68,389,573	17,711,928	50,677,645	12,360,212	5,351,716	2,096,243	12,686,569	12,698,284
Aircraft and Aircraft Spares - Total	65,874,461	15,207,656	50,666,805	10,479,839	4,727,817	2,069,517	12,684,445	12,698,284
B-29 (Quantity - 70)	47,518,590	-	47,518,590	-	-	-	10,182,555	12,660,829
Spares and Spare Parts (B-29)	18,355,871	15,207,656	3,148,215	10,479,839	4,727,817	2,069,517	2,501,890	38,055
Other Aeronautical Equipment	2,515,112	2,504,272	10,840	1,880,373	623,899	26,726	2,124	-
Electronics and Other Signal Equipment	8,850,836	8,831,624	19,212	3,309,545	5,522,079	2,240	8,506	-
Training Aids	494,697	494,697	-	328,384	166,313	328,384	-	-
<b>BELGIUM - Total</b>	2,732,325	2,099,333	632,992	712,389	1,386,944	85,026	311,899	179,459
Aircraft, Aircraft Spare Parts and Aeronautical Equipment and Supplies - Total	910,142	380,289	529,853	297,707	82,582	50,242	311,899	168,759
Aircraft and Aircraft Spares - Total	808,261	278,530	529,731	275,110	3,420	43,866	311,781	168,759
T-6 (Quantity - 16)	500,768	-	500,768	-	-	-	156,490	168,759
Engines and Spares	307,493	278,530	28,963	275,110	-	43,866	155,291	-
Other Aeronautical Equipment	101,881	101,759	122	22,597	79,162	6,376	118	-
Electronic and Other Signal Equipment	1,421,948	1,418,490	3,458	127,152	1,291,338	747	-	10,700
Ordnance Equipment and Supplies - Total	400,235	300,554	99,681	287,530	13,024	34,037	-	-
Motor Transport Vehicles	300,710	300,554	156	287,530	-	-	-	-
Bombs and Rockets	99,525	-	99,525	-	-	-	-	-

**SPECIAL HANDLING REQUIRED - NOT RELEASABLE TO FOREIGN NATIONALS**  
 The information contained in this document will not be disclosed to foreign nationals without express approval of the Chief of Staff, USAF.  
 Approval shall refer specifically to this document or to specific information contained herein.

TABLE -157- USAF SUPPLY ACTION INITIATED UNDER THE MUTUAL DEFENSE ASSISTANCE PROGRAM - FY 1950 (Continued)

TITLE COUNTRY AND ITEMS	SUPPLY ACTION INITIATED					SHIPMENTS TO PORT		Repair and Rehab. of Excess
	Totals		Excess Stocks	Replenishable Stocks	New Procurement	Material Cost Exclusive Of Excess	Acquisition Cost of Excess	Funds Committed
	Est. Cost of Materiel Requisitioned	Funds Committed For Materiel	Acquisition Cost	Estimated Replacement Cost	Estimated Procurement Cost			(8)
(1)	(2)	(3)	(4)	(5)	(6)	(7)	(8)	
<b>TITLE I - Continued</b>								
<b>DENMARK - Total</b> . . . . .	\$ 4,286,772	\$ 3,328,528	\$ 958,244	\$ 2,231,312	\$ 1,097,216	\$ 73,511	\$ 275,989	\$ 176,954
<b>Aircraft, Aircraft Spare Parts and Aeronautical Equipment and Supplies - Total</b>	1,315,189	712,808	602,381	462,445	250,363	64,727	274,661	175,978
<b>Aircraft and Aircraft Spares - Total</b> . . . . .	1,123,426	522,238	601,188	415,593	106,645	57,649	270,534	175,978
T-6 (Quantity - 20) . . . . .	663,480	148,660	514,820	118,660	30,000	-	156,490	169,617
Spare Parts (T-6) . . . . .	479,946	373,578	86,369	296,933	76,645	57,649	114,044	6,361
Other Aeronautical Equipment . . . . .	151,763	190,570	1,193	46,892	143,718	7,078	1,127	-
<b>Electronic and Other Signal Equipment</b> . . . . .	1,078,397	1,070,602	7,795	223,778	846,824	2,685	4,313	-
<b>Ordnance Equipment and Supplies - Total</b> . . . . .	1,893,186	1,545,118	348,068	1,545,089	29	6,099	15	976
Motor Transport Vehicles . . . . .	283,941	283,926	15	283,897	29	6,099	15	976
Small Arms - MM Ammunition . . . . .	1,025,800	1,025,800	-	1,025,800	-	-	-	-
Bombs, Rockets & Miscel. Ammunition . . . . .	583,445	235,392	348,053	235,392	-	-	-	-
<b>NORWAY - Total</b> . . . . .	8,027,641	6,422,968	1,604,673	3,212,965	3,210,003	417,693	1,080,824	43,075
<b>Aircraft, Aircraft Spare Parts and Aeronautical Equipment and Supplies - Total</b>	2,395,097	1,106,239	1,288,858	673,750	432,489	311,197	1,074,037	43,075
<b>Aircraft and Aircraft Spares - Total</b> . . . . .	1,863,129	596,780	1,266,349	418,419	178,361	283,671	1,073,998	42,465
C-74 - (Quantity - 10) . . . . .	954,000	-	954,000	-	-	35	954,000	-
Engines and Spares (C-74) . . . . .	645,833	462,034	183,799	320,139	141,895	251,194	104,758	838
T-6 - (Quantity - 4) . . . . .	126,696	23,732	102,964	23,732	-	-	-	39,488
Engines, Spares & Spare Parts (T-6) . . . . .	136,600	111,044	25,586	74,548	36,466	32,442	15,240	2,139
Other Aeronautical Equipment . . . . .	531,968	509,459	22,509	255,331	254,128	27,526	39	610
<b>Electronic and Other Signal Equipment</b> . . . . .	4,458,124	4,414,109	44,315	1,636,595	2,777,514	106,496	6,287	-
<b>Ordnance Equipment and Supplies - Total</b> . . . . .	1,174,120	902,620	271,500	902,620	-	-	-	-
Small Arms and Ammunition . . . . .	757,070	757,070	-	757,070	-	-	-	-
Bombs, Rockets & Miscel. Ammunition . . . . .	417,050	145,550	271,500	145,550	-	-	-	-

**SPECIAL HANDLING REQUIRED - NOT RELEASABLE TO FOREIGN NATIONALS**  
 The information contained in this document will not be disclosed to foreign nationals without express approval of the Chief of Staff, USAF.  
 Approval shall refer specifically to this document or to specific information contained herein.

TABLE -157- USAF SUPPLY ACTION INITIATED UNDER THE MUTUAL DEFENSE ASSISTANCE PROGRAM - FY 1950 (Continued)

TITLE COUNTRY AND ITEMS	SUPPLY ACTION INITIATED					SHIPMENTS TO PORT		Repair And Rehab. of Excess Funds Committed
	Totals		Excess Stocks Acquisition Cost	Replenishable Stock Estimated Replacement Cost	New Procurement Estimated Procurement Cost	Material Cost Exclusive of Excess	Acquisition Cost of Excess	
	Est. Cost of Materiel Requisitioned	Funds Committed For Materiel						
	(1)	(2)	(3)	(4)	(5)	(6)	(7)	(8)
<b>TITLE II - Total</b> . . . . .	\$ 35,915,166	33,713,845	\$ 2,201,321	1,407,668	19,306,177	967,931	1,744,653	21,250
<b>GREECE - Total</b> . . . . .	13,849,013	12,249,167	1,599,846	7,135,628	5,113,539	282,441	1,538,002	-
Aircraft, Aircraft Spare Parts and Aeronautical Equipment and Supplies - Total . . . . .	1,666,876	1,536,628	130,188	718,057	818,631	105,578	63,106	-
Aircraft Spares and Spare Parts . . . . .	218,675	143,393	75,282	109,139	34,254	56,752	49,903	-
Other Aeronautical Equipment . . . . .	1,448,201	1,393,295	54,906	608,918	784,377	48,826	13,203	-
Electronic and Other Signal Equipment . . . . .	25,273	25,273	-	25,273	-	-	-	-
Ordnance Equipment and Supplies - Total . . . . .	8,848,371	7,500,501	1,347,870	5,296,628	2,203,873	51,964	1,474,896	-
Motor Transport Vehicles . . . . .	1,448,679	1,448,674	5	1,232,785	215,889	48,240	-	-
Artillery . . . . .	630,000	630,000	-	-	630,000	-	-	-
Small Arms & Machine Guns . . . . .	205,269	205,269	-	205,269	-	-	-	-
Artillery Ammunition . . . . .	409,870	409,870	-	-	409,870	-	-	-
Bombs, Rockets & Miscel. Ammunition . . . . .	6,154,553	4,806,688	1,347,865	3,858,574	948,114	3,724	1,473,729	-
Engineer Equipment and Supplies . . . . .	2,752,520	2,731,294	21,226	725,074	2,006,220	17,492	1,167	-
Quartermaster Equipment and Supplies . . . . .	274,841	274,277	100,564	274,277	-	47,978	-	-
Petroleum Oil and Lubricants . . . . .	96,329	96,329	-	96,319	10	59,429	-	-
Medical Equipment and Supplies . . . . .	84,807	84,807	-	-	84,807	-	-	-
<b>TURKEY - Total</b> . . . . .	22,066,153	21,464,678	601,475	7,272,040	14,192,638	665,490	206,651	21,250
Aircraft, Aircraft Spare Parts and Aeronautical Equipment and Supplies - Total . . . . .	16,093,045	15,575,237	517,808	4,655,073	10,920,164	638,919	206,185	21,250
Aircraft Spares and Spare Parts . . . . .	12,359,121	11,905,023	454,098	1,713,283	10,191,740	319,486	154,207	-
Other Aeronautical Equipment . . . . .	3,733,924	3,670,214	63,710	2,941,790	728,424	319,433	51,978	-
Electronic and Other Signal Equipment . . . . .	1,278,939	1,271,368	7,571	462,241	809,127	6,971	455	-
Ordnance Equipment and Supplies - Total . . . . .	4,135,100	4,059,085	76,015	2,023,981	2,035,104	7,998	-	-
Motor Transport Vehicles . . . . .	1,100,016	1,100,001	15	885,097	214,904	7,998	-	-
Bombs, Rockets & Miscel. Ammunition . . . . .	3,035,084	2,959,084	76,000	1,138,884	1,820,200	-	-	-
Quartermaster Equipment and Supplies (exc. POL) . . . . .	299,735	299,673	62	95,610	204,063	11,602	11	-
Medical Equipment and Supplies . . . . .	100,000	100,000	-	-	100,000	-	-	-
Engineering Equipment and Supplies . . . . .	159,334	159,315	19	35,135	124,180	-	-	-

**SPECIAL HANDLING REQUIRED - NOT RELEASABLE TO FOREIGN NATIONALS**  
 The information contained in this document will not be disclosed to foreign nationals without express approval of the Chief of Staff, USAF.  
 Approval shall refer specifically to this document or to specific information contained herein.

TABLE -157- USAF SUPPLY ACTION INITIATED UNDER THE MUTUAL DEFENSE ASSISTANCE PROGRAM - FY 1950 (Continued)

TITLE COUNTRY AND ITEMS	SUPPLY ACTION INITIATED					SHIPMENTS TO PORT		Repair And Rehab. of Excess
	Totals		Excess Stocks	Replenishable Stock	New Procurement	Materiel Cost Exclusive of Excess	Acquisition Cost of Excess	Funds Committed
	Est. Cost of Material Requisitioned	Funds Committed For Materiel	Acquisition Cost	Estimated Replacement Cost	Estimated Procurement Cost			
(1)	(2)	(3)	(4)	(5)	(6)	(7)	(8)	
<b>TITLE III - Total</b> . . . . .	\$ 6,697,532	\$ 4,997,910	\$ 1,659,622	\$ 4,115,641	\$ 882,269	\$ 1,466,309	\$ 289,177	\$ 417,101
<b>IRAN - Total</b> . . . . .	1,496,382	1,093,726	402,656	555,046	538,680	205,128	133,101	-
<b>Aircraft Spare Parts and Aeronautical Equipment and Supplies - Total</b> . . . . .	1,323,057	982,975	340,082	449,438	533,537	204,941	130,013	-
<b>Aircraft Spares - Total</b> . . . . .	434,504	204,777	229,727	89,021	115,756	28,761	65,359	-
Selected Spares Part:								
45 - F-47 Aircraft . . . . .	96,523	34,177	62,346	30,609	3,568	10,178	28,142	-
7 - C-47 Aircraft . . . . .	139,049	56,224	82,825	39,551	16,873	11,694	7,333	-
7 - T-6 Aircraft . . . . .	118,081	65,068	53,013	8,026	57,042	6,817	27,256	-
15 - T-13 Aircraft . . . . .	61,074	36,946	24,128	10,835	26,111	-	1	-
37 - L-4 Aircraft . . . . .	19,777	12,362	7,415	-	12,362	72	2,627	-
<b>Other Aeronautical Equipment</b> . . . . .	888,553	778,198	110,355	360,417	417,781	176,180	64,654	-
<b>Electronic and Other Signal Equipment</b> . . . . .	67,905	5,331	62,574	188	5,143	187	3,088	-
<b>Ordnance Equipment and Supplies (Rockets)</b> . . . . .	105,420	105,420	-	105,420	-	-	-	-
<b>PHILIPPINES - Total</b> . . . . .	1,791,037	935,988	855,049	876,782	59,206	455,224	156,070	137,101
<b>Aircraft Spare Parts and Aeronautical Equipment and Supplies - Total</b> . . . . .	1,731,883	879,354	852,529	860,979	18,375	454,543	156,015	137,101
<b>Aircraft and Spares - Total</b> . . . . .	1,502,127	660,235	841,892	660,235	-	438,387	154,111	137,101
C-47 (Quantity - 4) . . . . .	466,996	-	466,996	-	-	-	-	125,961
Engines, Propellers, Spare Parts - C-47 . . . . .	357,838	281,946	75,892	281,946	-	142,928	22,684	-
Engines, Propellers, Spare Parts - F-51 . . . . .	541,498	345,208	196,290	345,208	-	293,677	125,855	-
Engines, Spare Parts - L-5 . . . . .	54,054	15,017	39,037	15,017	-	1,587	5,381	10,500
Spare Parts - T-6 . . . . .	18,336	18,064	272	18,064	-	195	191	-
Engines : PT-13D . . . . .	63,405	-	63,405	-	-	-	-	640
<b>Other Aeronautical Equipment</b> . . . . .	229,756	219,119	10,637	200,744	18,375	16,156	1,904	-
<b>Electronic and Other Signal Equipment</b> . . . . .	58,754	56,234	2,520	15,403	40,831	681	55	-
<b>Quartermaster Equipment and Supplies</b> . . . . .	400	400	-	400	-	-	-	-

**SPECIAL HANDLING REQUIRED - NOT RELEASABLE TO FOREIGN NATIONALS**  
 The information contained in this document will not be disclosed to foreign nationals without express approval of the Chief of Staff, USAF.  
 Approval shall refer specifically to this document or to specific information contained herein.

TABLE -157- USAF SUPPLY ACTION INITIATED UNDER THE MUTUAL DEFENSE ASSISTANCE PROGRAM - FY 1950 (Continued)

TITLE COUNTRY AND ITEMS	SUPPLY ACTION INITIATED					SHIPMENTS TO PORT		Repair And Rehab. of Excess Funds Committed
	Totals		Excess Stocks	Replenishable Stock	New Procurement	Materiel Cost Exclusive of Excess	Acquisition Cost of Excess	
	Est. Cost of Materiel Requisitioned	Funds Committed For Materiel	Acquisition Cost	Estimated Replacement Cost	Estimated Procurement Cost			
(1)	(2)	(3)	(4)	(5)	(6)	(7)	(8)	
<u>TITLE III - Continued</u>								
<u>KOREA - Total</u> . . . . .	\$ 14,966	14,966	\$ -	\$ 14,966	\$ -	\$ 231	\$ -	\$ -
Ordnance Equipment and Supplies . . . . .	14,966	14,966	-	14,966	-	231	-	-
<u>FRENCH INDO-CHINA (GRANT) - Total</u> . . . . .	2,046,107	2,647,790	398,317	2,647,790	-	805,726	-	280,000
<u>Aircraft, Spare Parts and Aeronautical Equipment and Supplies - Total</u> . . . . .	2,749,107	2,647,790	101,317	2,647,790	-	805,726	-	280,000
<u>Aircraft and Aircraft Spares - Total</u> . . . . .	1,669,997	1,568,680	101,317	1,568,680	-	805,726	-	-
C-47 - (Quantity 8) . . . . .	904,984	904,984	-	904,984	-	791,861	-	-
Engines, Spare Parts Maintenance Eqpt. . . . .	664,110	633,696	414	663,696	-	13,865	-	-
Selected Spare Parts for F-63 Acft . . . . .	100,903	-	100,903	-	-	-	-	280,000
<u>Other Aeronautical Equipment</u> . . . . .	1,079,110	1,079,110	-	1,079,110	-	-	-	-
<u>Ordnance Equipment and Supplies</u> . . . . .	297,000	-	297,000	-	-	-	-	-
<u>FRENCH INDO-CHINA (REIMBURSABLE) - Total</u> . . . . .	207,440	207,440	-	21,057	186,383	-	-	-
Ordnance Equipment and Supplies . . . . .	207,440	207,440	-	21,057	186,383	-	-	-
<u>THAILAND - Total</u> . . . . .	101,600	98,000	3,600	-	98,000	-	-	-
<u>Ordnance Supplies - Total</u> . . . . .	101,600	98,000	3,600	-	98,000	-	-	-
Ammunition . . . . .	98,000	98,000	-	-	98,000	-	-	-
Bomb Racks for T-6 Aircraft . . . . .	3,600	-	3,600	-	-	-	-	-

**SPECIAL HANDLING REQUIRED - NOT RELEASABLE TO FOREIGN NATIONALS**

The information contained in this document will not be disclosed to foreign nationals without express approval of the Chief of Staff, USAF.

Approval shall refer specifically to this document or to specific information contained herein.

NOTES:

Explanation of Columns:

- Column (1) - Estimated Cost of Materiel Requisitioned - The total estimated cost of materiel requisitioned for which supply action has been initiated, whether from excess stocks, replenishable stocks, or new procurement. This is the sum of Columns (3), (4) and (5).
- Column (2) - Total Funds Committed for Materiel - The sum of Mutual Defense Assistance Program funds committed for materiel exclusive of the repair and rehabilitation costs of excess stocks. This is the sum of Columns (4) and (5).
- Column (3) - Excess Stocks Acquisition Cost - The cost of all equipment and supplies furnished from this source. Does not include the cost of rehabilitation, packing, handling, transportation, and administration connected with these items.
- Column (4) - Replenishable Stocks, at Estimated Replacement Cost - The cost of all equipment and supplies furnished from this source. Does not include the cost of packing, handling, transportation, and administration connected with these items.
- Column (5) - New Procurement, Estimated Procurement Cost - The estimated cost of procurement for materiel to be supplied from new procurement.
- Column (6) - Shipments to Port, Materiel Cost Excluding Excess - The dollar value of that portion of Column (2) which (a) were shipped to ports, and (b) those supplies shipped direct by an AF overseas command.
- Column (7) - Shipments to Port, Acquisition Cost of Excess - The dollar value of that portion of Column (3) which (a) were shipped to ports, and (b) those supplies shipped direct by an AF overseas command.
- Column (8) - Repair and Rehabilitation of Excess, Funds Committed - The cost of repairing and rehabilitating excess stocks. The amounts in this column do not appear in any other column in this table.

EV

Source: DCS/M - Directorate of Maintenance, Supply and Services

328B

~~SECRET~~

~~SECRET~~



# PART XV.....

**USAF RESERVE (USAF RESERVE  
AND AIR NATIONAL GUARD),  
RESERVE OFFICERS TRAINING  
CORPS, CIVIL AIR PATROL, AND  
EXPLORERS.**



RESERVE FORCES (ANG AND USAF RESERVES), ROTC, CAP, AND EXPLORERS.

The Reserve Forces of the USAF consist of Air National Guard and the USAF Reserve which are composed of personnel not on active duty. The Air Reserve Officer Training Corps, Civil Air Patrol, and Explorers, although not a part of the Reserve Forces are included in this category for reporting purposes. The objectives of these components are as follows:

1. AIR NATIONAL GUARD - To provide units capable of prompt mobilization and deployment to augment the Regular Air Force in time of war or National Emergency.

2. USAF RESERVE - To provide qualified personnel and/or units for the expansion of the Air Force in time of war or National Emergency.

3. AIR FORCE RESERVE OFFICERS' TRAINING CORPS - To provide a major source of junior officers for the US Air Force and the principal source for the USAF Reserve Forces.

4. CIVIL AIR PATROL - To train and maintain a flying organization composed of personnel who operate and maintain civilian airplanes and who are sufficiently public spirited and patriotic to contribute voluntarily in war time and in peace time their aircraft, personal time, and effort to the US Air Force.

5. EXPLORERS - In cooperation with the Boy Scouts of America the mission of this program is to assist in the general development of youth, age 14 through 17 years, in the fundamental principles of citizenship, patriotism, and leadership. As of 1 Sep 1949 members of the Senior Division of the Boy Scouts of America, formerly known as Senior Scouts, are "Explorers." One of the most important activities of the Explorer Program is the Explorer Air Encampments which are authorized to be held at Air Force installations. Flight activities are of a routine training nature, not involving special hazards and without additional expense to the government.

Aircraft data for these components previously included in another section of the "USAF Statistical Digest" are now incorporated as a section of this part.

AIR NATIONAL GUARD

The tables reflecting strength, report for Mar 1949 the strength of Federally Recognized Units plus the strength of units inspected for Federal Recognition. Federal recognition of all units was accomplished by 30 Jun 1950.

It will be noted that 30 Sep 1949 reports the loss of one unit to the state of Oregon which was regained by the report of 31 Dec 1949. Jun 1950 shows a gain of one unit each for the States of Arkansas and Georgia and 30 Jun 1949 reports the greatest authorized strength while 30 Jun 1950 reflects the greatest assigned strength for the same geographical areas.

## RESERVE FORCES (ANG AND USAF RESERVES), ROTC, CAP, AND EXPLORERS--Continued

New tables introduced in this publication are:

Table 161 - "Officer Personnel of Federally Recognized Air National Guard Units By Aeronautical Status."

Table 162 - "Civilian Personnel Technicians Employed By the Air National Guard."

USAF RESERVES

During the reporting period covered by this publication the USAF Reserves underwent a reorganization made effective, 1 Jul 1949. Some of the major changes made are as follows:

1. The Mobilization Assignee Program expanded in number of vacancies provided and was extended to include all existing major Air Force commands.

2. Corollary Units were introduced for the first time. These units were organized under the same tables of organization as the Regular Air Force Units, the parent units to which they were assigned for administration, training, and provision of equipment.

3. The USAF Reserve Units of the Air Force Training Centers, formally organized under World War II T/O&E Plan, were reorganized under the current T/O&E's. The program provided tactical aircraft for USAF Reserve training.

New tables added to this issue are:

Table 170 - "USAF Reserve Strength of Officer Personnel By Specialty Group Within Specialty Field."

Table 171 - "USAF Reserve Strength of Enlisted Personnel By Specialty Group Within Specialty Field."

Table 173 - "USAF Reserve Officer with Mobilization Assignment By Command."

Table 174 - "USAF Corollary Unit Strength By Command." and

Table 182 - "INACTIVE Duty Man Training Periods for Pay, FY 1950."

RESERVE OFFICER TRAINING CORPS

Table 187 - "Formally Enrolled USAF Reserve Officer Training Corps Students By Institution By Year of Course," differs somewhat from a comparable table - Table 229 in the 1946 publication in that the latter shows the institutions by Air Force and also shows a break by years for Basic and Advanced courses. Table 231 - "ROTC Students Not Formally Enrolled" as published in 1948 has not been continued in this edition.

CIVIL AIR PATROL

This section has been expanded to show "Flying Activities of Civil Air Patrol Training By State" - Table 191 and "Civil Air Patrol Training By State" - Table 192.

## RESERVE FORCES (ANG AND USAF RESERVES), ROTC, CAP, AND EXPLORERS—Continued

EXPLORERS

All Explorers are reflected in the tables of this section due to the integrated association of the three Defense Departments in this program.

A new table, Table 197, gives a summary of the Explorer activities carried on at USAF installations.

AIRCRAFT

The tables in the Aircraft section reflect over-all current statistical facts relative to USAF Reserve Forces Aircraft, aircraft flying time, status and line classification and functional distribution of Air Force Reserve Aircraft, including USAF Reserve Forces active airplanes out of commission.

Flight Operations of Air Force Reserve and Air National Guard are presented in table numbers 204 and 205 respectively.

Table 206 deals with aircraft accidents, flying hours, and number of accidents by Air Reserve Pilots, the Air National Guard and Civil Air Patrol.

Table 201 shows the Air National Guard airplanes on hand by Air Forces area and location.

(This table shows strength of Federally Recognized Units plus the strength of units inspected for

State	FISCAL YEAR, 1949								
	31 March			30 June			30 September		
	Units	Personnel Authorized	Assigned a/	Units	Personnel Authorized	Assigned a/	Units	Personnel Authorized	Assigned a/
<b>WORLDWIDE-TOTAL</b>	<b>514</b>	<b>56,655</b>	<b>39,829</b>	<b>514</b>	<b>59,290</b>	<b>41,418</b>	<b>513</b>	<b>59,227</b>	<b>43,028</b>
<b>CONTINENTAL US-TOTAL</b>	<b>506</b>	<b>55,925</b>	<b>39,217</b>	<b>506</b>	<b>58,560</b>	<b>40,737</b>	<b>505</b>	<b>58,497</b>	<b>42,354</b>
Alabama . . . . .	10	1,007	926	10	1,007	981	10	1,007	972
Arizona . . . . .	4	365	352	4	365	357	4	365	310
Arkansas . . . . .	4	365	336	4	365	337	4	365	315
California . . . . .	41	5,638	3,174	41	5,638	3,270	41	5,650	3,273
Colorado . . . . .	16	2,338	1,201	16	2,338	1,107	16	2,344	1,250
Connecticut . . . . .	7	1,032	801	7	1,032	807	7	1,032	752
Delaware . . . . .	4	365	337	4	365	319	4	365	340
District of Columbia . . . . .	7	1,032	812	7	1,032	820	7	1,032	791
Florida . . . . .	4	365	332	4	365	350	4	365	364
Georgia . . . . .	19	2,298	1,781	19	2,298	1,808	19	2,304	1,905
Idaho . . . . .	4	365	310	4	365	283	4	365	333
Illinois . . . . .	26	2,741	1,572	26	2,741	1,596	26	2,747	1,614
Indiana . . . . .	11	1,383	933	11	1,383	927	11	1,383	960
Iowa . . . . .	11	1,397	985	11	1,397	1,013	11	1,397	1,031
Kansas . . . . .	4	365	314	4	365	300	4	365	317
Kentucky . . . . .	6	627	417	6	627	506	6	627	543
Louisiana . . . . .	5	771	453	5	771	450	5	771	481
Maine . . . . .	6	627	512	6	627	511	6	627	516
Maryland . . . . .	4	365	318	4	365	333	4	365	338
Massachusetts . . . . .	18	1,907	1,777	18	1,907	1,780	18	1,913	1,809
Michigan . . . . .	16	1,898	1,185	16	1,898	1,292	16	1,898	1,347
Minnesota . . . . .	11	1,383	913	11	1,383	949	11	1,383	937
Mississippi . . . . .	4	365	351	4	365	363	4	365	362
Missouri . . . . .	18	1,922	1,535	18	1,922	1,561	18	1,928	1,677
Montana . . . . .	4	365	276	4	365	238	4	365	256
Nebraska . . . . .	4	365	293	4	365	281	4	365	291
Nevada . . . . .	4	365	219	4	365	207	4	365	203
New Hampshire . . . . .	4	365	298	4	365	315	4	365	336
New Jersey . . . . .	10	627	597	10	992	641	10	992	711
New Mexico . . . . .	4	365	302	4	365	286	4	365	334
New York . . . . .	39	4,664	3,353	39	4,664	3,514	39	4,670	3,484
North Carolina . . . . .	5	770	436	5	770	463	5	770	500
North Dakota . . . . .	4	365	306	4	365	278	4	365	304
Ohio . . . . .	27	3,057	2,147	27	3,057	2,252	27	3,063	2,373
Oklahoma . . . . .	10	992	892	10	992	855	10	992	810
Oregon . . . . .	8	1,153	758	8	1,153	784	7	1,018	855
Pennsylvania . . . . .	34	2,029	1,108	34	3,894	1,777	34	3,900	2,158
Rhode Island . . . . .	5	756	342	5	756	392	5	756	411
South Carolina . . . . .	4	365	347	4	365	319	4	365	356
South Dakota . . . . .	4	365	301	4	365	307	4	365	349
Tennessee . . . . .	10	992	878	10	992	840	10	992	936
Texas . . . . .	23	2,272	1,433	23	2,677	1,589	23	2,683	1,666
Utah . . . . .	4	365	343	4	365	358	4	365	357
Vermont . . . . .	4	365	355	4	365	360	4	365	361
Virginia . . . . .	4	365	344	4	365	335	4	365	334
Washington . . . . .	12	1,550	884	12	1,550	870	12	1,556	940
West Virginia . . . . .	4	365	347	4	365	350	4	365	340
Wisconsin . . . . .	11	1,397	711	11	1,397	828	11	1,397	860
Wyoming . . . . .	4	365	320	4	365	278	4	365	292
<b>OVERSEAS - TOTAL</b>	<b>8</b>	<b>730</b>	<b>612</b>	<b>8</b>	<b>730</b>	<b>681</b>	<b>8</b>	<b>730</b>	<b>674</b>
Hawaii . . . . .	4	365	348	4	365	351	4	365	349
Puerto Rico . . . . .	4	365	264	4	365	330	4	365	325

a/ Includes SCARWAG (See Glossary)

Command Strength and Units

Federal recognition for Mar 1949. Federal Recognition of all units was accomplished in June 1949)

FISCAL YEAR 1950									State
31 December			31 March			30 June			
Units	Personnel Authorized	Assigned #	Units	Personnel Authorized	Assigned #	Units	Personnel Authorized	Assigned #	
<u>514</u>	<u>56,590</u>	<u>63,396</u>	<u>514</u>	<u>57,287</u>	<u>44,925</u>	<u>516</u>	<u>57,713</u>	<u>45,084</u>	<u>WORLDWIDE - TOTAL</u>
<u>506</u>	<u>55,851</u>	<u>62,737</u>	<u>506</u>	<u>56,539</u>	<u>44,271</u>	<u>508</u>	<u>56,965</u>	<u>44,394</u>	<u>CONTINENTAL US-TOTAL</u>
10	1,007	984	10	1,028	976	10	1,028	955	Alabama
4	365	333	4	374	336	4	374	315	Arizona
4	374	318	4	374	318	5	589	354	Arkansas
41	5,168	3,514	41	5,217	3,862	41	5,217	4,099	California
16	2,093	1,315	16	2,126	1,550	16	2,126	1,508	Colorado
7	838	700	7	851	698	7	851	702	Connecticut
4	365	338	4	374	333	4	374	318	Delaware
7	883	738	7	896	698	7	896	728	District of Columbia
4	365	347	4	374	346	4	374	338	Florida
19	2,217	1,838	19	2,217	1,753	20	2,428	1,778	Georgia
4	365	348	4	374	359	4	374	323	Idaho
26	2,745	1,685	26	2,778	1,717	26	2,778	1,872	Illinois
11	1,286	956	11	1,286	938	11	1,286	959	Indiana
11	1,265	952	11	1,286	943	11	1,286	918	Iowa
4	365	324	4	374	303	4	374	294	Kansas
6	640	540	6	640	536	6	640	520	Kentucky
5	604	466	5	604	490	5	604	473	Louisiana
6	627	529	6	640	513	6	640	481	Maine
4	365	338	4	374	340	4	374	314	Maryland
18	1,911	1,753	18	1,937	1,800	18	1,937	1,752	Massachusetts
16	1,849	1,403	16	1,875	1,403	16	1,875	1,485	Michigan
11	1,267	995	11	1,288	1,022	11	1,288	979	Minnesota
4	365	338	4	374	327	4	374	330	Mississippi
18	1,926	1,610	18	1,952	1,693	18	1,952	1,645	Missouri
4	365	260	4	374	254	4	374	311	Montana
4	374	282	4	374	290	4	374	304	Nebraska
4	365	222	4	374	261	4	374	323	Nevada
4	365	321	4	374	318	4	374	310	New Hampshire
10	1,005	726	10	1,005	763	10	1,005	828	New Jersey
4	365	306	4	374	305	4	374	355	New Mexico
39	4,605	3,486	39	4,605	3,699	39	4,605	3,608	New York
5	589	495	5	589	484	5	589	461	North Carolina
4	365	299	4	374	298	4	374	282	North Dakota
27	2,962	2,397	27	2,962	2,556	27	2,962	2,604	Ohio
10	1,005	846	10	1,005	846	10	1,005	805	Oklahoma
8	920	845	8	1,055	873	8	1,055	844	Oregon
34	3,797	2,381	34	3,837	2,626	34	3,837	2,700	Pennsylvania
5	638	437	5	651	471	5	651	462	Rhode Island
4	365	342	4	374	347	4	374	322	South Carolina
4	365	331	4	374	344	4	374	313	South Dakota
10	992	915	10	1,005	894	10	1,005	874	Tennessee
23	2,582	1,717	23	2,582	1,759	23	2,582	1,745	Texas
4	365	331	4	374	340	4	374	337	Utah
4	365	336	4	374	340	4	374	327	Vermont
4	365	317	4	374	308	4	374	309	Virginia
12	1,482	985	12	1,482	1,065	12	1,482	1,050	Washington
4	365	322	4	374	341	4	374	343	West Virginia
11	1,265	874	11	1,286	924	11	1,286	918	Wisconsin
4	365	302	4	374	311	4	374	299	Wyoming
<u>8</u>	<u>739</u>	<u>659</u>	<u>8</u>	<u>748</u>	<u>654</u>	<u>8</u>	<u>748</u>	<u>690</u>	<u>OVERSEAS - TOTAL</u>
4	374	347	4	374	347	4	374	346	Hawaii
4	365	312	4	374	307	4	374	344	Puerto Rico

Table 159.-- Air National Guard Authorized

(This table shows strength of Federally Recognized Units plus strength of units inspected for federal

State	FISCAL YEAR 1949											
	31 March				30 June				30 September			
	Officer		Enlisted		Officer		Enlisted		Officer		Enlisted	
	Authorized	Assigned a/	Authorized	Assigned a/	Authorized	Assigned a/	Authorized	Assigned a/	Authorized	Assigned a/	Authorized	Assigned a/
<b>WORLDWIDE - TOTAL</b>	<b>8,552</b>	<b>5,919</b>	<b>48,102</b>	<b>33,910</b>	<b>8,871</b>	<b>6,548</b>	<b>50,419</b>	<b>34,870</b>	<b>8,867</b>	<b>6,249</b>	<b>50,360</b>	<b>36,079</b>
<b>CONTINENTAL US-TOTAL</b>	<b>8,429</b>	<b>5,847</b>	<b>47,496</b>	<b>33,370</b>	<b>8,747</b>	<b>6,472</b>	<b>49,813</b>	<b>34,265</b>	<b>8,743</b>	<b>6,867</b>	<b>49,754</b>	<b>35,487</b>
Alabama . . . . .	177	151	830	775	177	169	830	812	177	167	830	805
Arizona . . . . .	62	49	303	303	62	54	303	303	62	60	303	250
Arkansas . . . . .	62	48	303	288	62	52	303	285	62	52	303	263
California . . . . .	727	462	4,911	2,712	727	487	4,911	2,783	727	522	4,923	2,751
Colorado . . . . .	294	211	2,044	990	294	229	2,044	878	294	268	2,050	982
Connecticut . . . . .	144	114	888	687	144	120	888	687	144	112	888	640
Delaware . . . . .	62	50	303	287	62	52	303	267	62	58	303	282
Dist. of Columbia . . . . .	144	110	888	702	144	107	888	713	144	119	888	672
Florida . . . . .	62	45	303	287	62	56	303	294	62	61	303	303
Georgia . . . . .	330	247	1,968	1,534	330	251	1,968	1,557	330	284	1,974	1,621
Idaho . . . . .	62	42	303	268	62	44	303	239	62	54	303	279
Illinois . . . . .	434	264	2,307	1,308	434	289	2,307	1,307	434	306	2,313	1,308
Indiana . . . . .	209	147	1,174	786	209	160	1,174	767	209	161	1,174	799
Iowa . . . . .	206	125	1,191	860	206	141	1,191	872	206	153	1,191	878
Kansas . . . . .	62	47	303	267	62	45	303	255	62	60	303	257
Kentucky . . . . .	118	88	509	329	118	99	509	407	118	100	509	443
Louisiana . . . . .	88	61	683	392	88	58	683	392	88	63	683	418
Maine . . . . .	118	93	509	419	118	99	509	412	118	97	509	419
Maryland . . . . .	62	44	303	274	62	56	303	277	62	59	303	279
Massachusetts . . . . .	301	255	1,606	1,522	301	267	1,606	1,513	301	272	1,612	1,537
Michigan . . . . .	272	162	1,626	1,023	272	205	1,626	1,087	272	195	1,626	1,152
Minnesota . . . . .	209	133	1,174	780	209	144	1,174	805	209	147	1,174	790
Mississippi . . . . .	62	49	303	302	62	61	303	302	62	60	303	302
Missouri . . . . .	298	221	1,624	1,314	298	231	1,624	1,330	298	254	1,630	1,423
Montana . . . . .	62	41	303	235	62	46	303	192	62	46	303	210
Nebraska . . . . .	62	44	303	249	62	43	303	238	62	49	303	242
Nevada . . . . .	62	45	303	174	62	44	303	163	62	49	303	154
New Hampshire . . . . .	62	35	303	263	62	36	303	279	62	40	303	296
New Jersey . . . . .	118	89	509	508	118	113	812	528	118	121	812	590
New Mexico . . . . .	62	42	303	260	62	45	303	241	62	47	303	287
New York . . . . .	673	464	3,991	2,889	673	511	3,991	3,003	673	548	3,997	2,936
North Carolina . . . . .	88	60	682	376	88	73	682	390	88	74	682	426
North Dakota . . . . .	62	50	303	256	62	52	303	226	62	55	303	249
Ohio . . . . .	448	312	2,609	1,835	448	357	2,609	1,895	448	357	2,615	2,016
Oklahoma . . . . .	180	146	812	746	180	151	812	704	180	150	812	660
Oregon . . . . .	151	101	1,002	657	151	104	1,002	680	147	120	871	735
Pennsylvania . . . . .	355	190	1,674	918	355	318	3,309	1,459	355	361	3,315	1,797
Rhode Island . . . . .	91	52	665	290	91	61	665	331	91	62	665	349
South Carolina . . . . .	62	44	303	303	62	50	303	269	62	53	303	303
South Dakota . . . . .	62	39	303	262	62	46	303	261	62	46	303	303
Tennessee . . . . .	180	134	812	744	180	138	812	702	180	154	812	782
Texas . . . . .	363	217	1,909	1,216	389	258	2,288	1,331	389	269	2,294	1,397
Utah . . . . .	62	46	303	297	62	57	303	301	62	58	303	299
Vermont . . . . .	62	52	303	303	62	57	303	303	62	58	303	303
Virginia . . . . .	62	52	303	292	62	53	303	282	62	59	303	275
Washington . . . . .	205	156	1,345	728	205	148	1,345	722	205	159	1,351	781
West Virginia . . . . .	62	44	303	303	62	49	303	301	62	45	303	295
Wisconsin . . . . .	206	130	1,191	581	206	144	1,191	684	206	155	1,191	705
Wyoming . . . . .	62	44	303	276	62	42	303	236	62	48	303	244
<b>OVERSEAS - TOTAL</b>	<b>124</b>	<b>72</b>	<b>606</b>	<b>540</b>	<b>124</b>	<b>76</b>	<b>606</b>	<b>605</b>	<b>124</b>	<b>82</b>	<b>606</b>	<b>592</b>
Hawaii . . . . .	62	46	303	302	62	49	303	302	62	50	303	299
Puerto Rico . . . . .	62	26	303	238	62	27	303	303	62	32	303	293

a/ Includes SEAWARD (See Glossary)



recognition for March 1949. Federal Recognition of all units was accomplished in June 1949)

FISCAL YEAR 1950												State
31 December				31 March				30 June				
Officer		Enlisted		Officer		Enlisted		Officer		Enlisted		
Authorized	Assigned	Authorized	Assigned	Authorized	Assigned	Authorized	Assigned	Authorized	Assigned	Authorized	Assigned	
<u>9,200</u>	<u>6,848</u>	<u>47,390</u>	<u>36,548</u>	<u>9,455</u>	<u>6,879</u>	<u>47,832</u>	<u>38,046</u>	<u>9,493</u>	<u>7,028</u>	<u>48,220</u>	<u>38,056</u>	<b>WORLDWIDE - TOTAL</b>
<u>9,073</u>	<u>6,767</u>	<u>46,778</u>	<u>35,970</u>	<u>9,325</u>	<u>6,796</u>	<u>47,234</u>	<u>37,475</u>	<u>9,363</u>	<u>6,936</u>	<u>47,602</u>	<u>37,458</u>	<b>CONTINENTAL US-TOTAL</b>
177	163	830	821	188	159	840	817	188	151	840	804	Alabama
62	60	303	273	65	63	309	273	65	55	309	260	Arizona
65	50	309	268	65	50	309	268	86	52	503	302	Arkansas
756	517	4,412	2,997	780	517	4,437	3,345	780	574	4,437	3,525	California
301	260	1,792	1,055	317	253	1,809	1,297	317	258	1,809	1,250	Colorado
135	122	703	578	142	122	709	576	142	122	709	580	Connecticut
62	57	303	281	65	56	309	277	65	53	309	265	Delaware
146	120	737	618	153	123	743	575	153	128	743	600	Dist. of Columbia
62	55	303	292	65	51	309	295	65	49	309	289	Florida
359	277	1,858	1,561	359	275	1,858	1,478	376	284	2,052	1,494	Georgia
62	55	303	293	65	54	309	305	65	44	309	279	Idaho
441	293	2,304	1,392	457	287	2,321	1,430	457	293	2,321	1,579	Illinois
226	164	1,060	792	226	159	1,060	779	226	166	1,060	793	Indiana
215	151	1,050	801	226	148	1,060	795	226	152	1,060	766	Iowa
62	60	303	264	65	54	309	249	65	49	309	245	Kansas
125	97	515	443	125	96	515	440	125	100	515	420	Kentucky
83	58	521	408	83	62	521	428	83	61	521	412	Louisiana
118	103	509	426	125	101	515	412	125	96	515	385	Maine
62	57	303	281	65	50	309	290	65	48	309	266	Maryland
308	264	1,603	1,489	320	270	1,617	1,530	320	265	1,617	1,487	Massachusetts
284	192	1,565	1,211	296	198	1,579	1,205	296	214	1,579	1,191	Michigan
205	144	1,062	851	216	155	1,072	867	216	154	1,072	825	Minnesota
62	59	303	279	65	54	309	273	65	54	309	276	Mississippi
305	248	1,621	1,362	317	247	1,635	1,446	317	242	1,635	1,403	Missouri
62	44	303	216	65	40	309	214	65	48	309	263	Montana
66	44	309	238	65	46	309	244	65	54	309	250	Nebraska
62	44	303	178	65	43	309	218	65	48	309	275	Nevada
62	40	303	281	65	39	309	279	65	39	309	271	New Hampshire
187	124	818	602	187	124	818	639	187	140	818	688	New Jersey
62	46	303	260	65	50	309	255	65	54	309	301	New Mexico
731	541	3,874	2,945	731	560	3,874	3,139	731	551	3,874	3,057	New York
86	70	503	425	86	67	503	417	86	64	503	397	North Carolina
62	49	303	250	65	48	309	250	65	48	309	234	North Dakota
480	348	2,482	2,049	480	352	2,482	2,204	480	352	2,482	2,252	Ohio
187	153	818	693	187	152	818	694	187	151	818	654	Oklahoma
159	118	761	727	163	120	892	753	163	123	892	721	Oregon
605	386	3,192	1,995	625	411	3,212	2,215	625	432	3,212	2,268	Pennsylvania
97	63	541	374	104	68	547	403	104	70	547	392	Rhode Island
62	51	303	291	65	54	309	293	65	51	309	271	South Carolina
62	44	303	287	65	48	309	296	65	45	309	268	South Dakota
180	149	812	766	187	146	818	748	187	147	818	727	Tennessee
421	268	2,161	1,449	421	262	2,161	1,497	421	275	2,161	1,470	Texas
62	52	303	279	65	54	309	286	65	50	309	287	Utah
62	56	303	280	65	58	309	282	65	57	309	270	Vermont
62	55	303	262	65	52	309	256	65	52	309	257	Virginia
233	156	1,249	829	233	158	1,249	907	233	162	1,249	888	Washington
62	45	303	277	65	49	309	292	65	49	309	294	West Virginia
215	150	1,090	724	226	144	1,060	780	226	161	1,060	757	Wisconsin
62	45	303	257	65	47	309	264	65	49	309	250	Wyoming
<u>127</u>	<u>81</u>	<u>612</u>	<u>578</u>	<u>130</u>	<u>83</u>	<u>618</u>	<u>571</u>	<u>130</u>	<u>92</u>	<u>618</u>	<u>598</u>	<b>OVERSEAS - TOTAL</b>
65	48	309	299	65	52	309	295	65	51	309	295	Hawaii
62	33	303	279	65	31	309	276	65	41	309	303	Puerto Rico

Table 160.-- Air National Guard Strength By Grade

(This table shows strength of Federally Recognized Units plus strength of units inspected for federal recognition for Mar 1949. Includes SCARWANG).

Grade	FISCAL YEAR 1949		FISCAL YEAR 1950			
	31 March	30 June	30 September	31 December	31 March	30 June
<u>Total</u> . . . . .	<u>39,829</u>	<u>41,418</u>	<u>43,028</u>	<u>43,396</u>	<u>44,925</u>	<u>45,084</u>
<u>Officers - Total</u> . . . . .	<u>5,858</u>	<u>6,480</u>	<u>6,883</u>	<u>6,774</u>	<u>6,798</u>	<u>6,936</u>
General . . . . .	8	8	8	12	17	19
Colonel . . . . .	45	50	50	61	65	65
Lieutenant Colonel . . . . .	188	196	196	213	222	222
Major . . . . .	444	481	477	513	553	555
Captain . . . . .	1,538	1,713	1,816	1,808	1,884	1,884
First Lieutenant . . . . .	2,408	2,764	3,043	2,984	2,895	3,050
Second Lieutenant . . . . .	1,227	1,268	1,293	1,183	1,162	1,141
<u>Warrant Officer - Total</u> . . . . .	<u>61</u>	<u>68</u>	<u>66</u>	<u>74</u>	<u>81</u>	<u>92</u>
<u>Enlisted - Total</u> . . . . .	<u>33,910</u>	<u>34,870</u>	<u>36,079</u>	<u>36,548</u>	<u>38,046</u>	<u>38,056</u>
Grade 7 . . . . .	1,021	1,127	1,176	1,209	1,258	1,289
Grade 6 . . . . .	1,217	1,386	1,428	1,532	1,572	1,578
Grade 5 . . . . .	4,719	5,075	5,600	5,805	6,037	6,254
Grade 4 . . . . .	4,081	4,809	5,345	5,866	6,351	6,660
Grade 3 . . . . .	4,711	6,007	6,656	7,106	7,479	7,753
Grade 2 . . . . .	5,926	6,540	7,038	6,941	6,810	6,391
Grade 1 . . . . .	12,235	9,926	8,836	8,089	8,539	8,131

Table 161.-- Officer Personnel of Federally Recognized Air National Guard Units  
By Aeronautical Status

Status	FISCAL YEAR 1950			
	31 July	31 October	31 January	30 April
<u>Officers Assigned - Total</u> . . . . .	<u>6,382</u>	<u>6,784</u>	<u>6,716</u>	<u>6,755</u>
<u>Rated - Total</u> . . . . .	<u>4,148</u>	<u>4,422</u>	<u>4,323</u>	<u>4,150</u>
<u>Pilot - Total</u> . . . . .	<u>3,751</u>	<u>4,013</u>	<u>3,935</u>	<u>3,788</u>
Command . . . . .	10	11	12	17
Senior . . . . .	49	47	46	50
Pilot . . . . .	3,677	3,939	3,863	3,716
Other . . . . .	15	16	14	5
<u>Other Rated - Total</u> . . . . .	<u>397</u>	<u>409</u>	<u>388</u>	<u>362</u>
Navigator . . . . .	230	239	226	211
Other . . . . .	167	170	162	151
<u>Non-Rated - Total</u> . . . . .	<u>2,235</u>	<u>2,362</u>	<u>2,392</u>	<u>2,605</u>

Table 162.-- Civilian Personnel Technicians Employed By the Air National Guard

(Personnel in the table below are permanent full time clerks: Clerical and administrative, maintenance, and accounting. These clerks are paid from Federal funds administered by the respective state.)

State	Fiscal Year 1949					Fiscal Year 1950				
	Auth- orized	Sep 1948	Dec	Mar 1949	Jun	Auth- orized d/	Sep 1949	Dec	Mar 1950	Jun
<b>Total</b> . . . . .	<b>6,271</b>	<b>4,467</b>	<b>5,121</b>	<b>5,564</b>	<b>5,856</b>	<b>5,642</b>	<b>5,971</b>	<b>5,887</b>	<b>5,540</b>	<b>5,554</b>
Alabama . . . . .	142	113	132	135	140	118	136	137	118	118
Arizona . . . . .	61	55	60	60	61	55	61	60	55	54
Arkansas . . . . .	61	60	60	61	61	55	60	60	55	55
California . . . . .	400	271	319	352	383	367	384	374	357	357
Colorado . . . . .	130	105	116	124	127	122	127	120	122	122
Connecticut . . . . .	85	79	78	81	84	73	88	86	73	73
Delaware . . . . .	61	54	56	61	61	55	57	56	55	55
Dist. of Columbia . . . . .	a/ 85	84	91	92	94	e/ 80	92	79	80	80
Florida . . . . .	63	60	61	62	63	57	64	58	f/ 57	56
Georgia . . . . .	b/ 177	187	197	201	201	169	202	199	169	169
Hawaii . . . . .	61	59	58	61	83	55	84	66	55	55
Idaho . . . . .	61	60	60	61	61	55	62	61	54	54
Illinois . . . . .	313	138	198	271	290	261	294	297	266	262
Indiana . . . . .	142	87	127	132	140	132	141	138	132	131
Iowa . . . . .	148	126	137	140	144	134	143	138	130	130
Kansas . . . . .	61	60	56	58	58	55	57	57	55	55
Kentucky . . . . .	71	65	71	71	71	64	70	66	64	64
Louisiana . . . . .	83	56	62	71	e/ 76	75	75	74	f/ 73	73
Maine . . . . .	71	56	68	69	69	64	70	70	62	62
Maryland . . . . .	63	55	60	61	63	57	63	62	57	57
Massachusetts . . . . .	166	151	156	165	164	152	166	164	152	152
Michigan . . . . .	223	178	198	211	218	186	217	207	186	186
Minnesota . . . . .	144	59	77	101	129	129	138	136	129	129
Mississippi . . . . .	61	59	60	61	61	55	62	60	55	54
Missouri . . . . .	176	144	160	166	171	161	170	167	152	161
Montana . . . . .	61	55	60	59	61	55	62	60	55	52
Nebraska . . . . .	61	60	58	60	60	55	60	59	55	55
Nevada . . . . .	61	46	54	57	e/ 61	55	61	60	54	53
New Hampshire . . . . .	61	44	53	56	59	55	57	57	55	55
New Jersey . . . . .	134	67	69	70	88	119	92	96	109	114
New Mexico . . . . .	61	56	59	60	60	55	61	59	55	55
New York . . . . .	472	247	364	419	446	406	465	448	406	406
North Carolina . . . . .	75	53	62	66	66	64	70	68	64	61
North Dakota . . . . .	61	53	57	57	59	55	57	54	54	52
Ohio . . . . .	314	226	259	302	307	282	308	304	282	282
Oklahoma . . . . .	132	124	130	132	131	117	126	127	117	117
Oregon . . . . .	87	78	81	86	86	81	80	78	81	81
Pennsylvania . . . . .	378	66	77	110	181	355	261	314	332	339
Puerto Rico . . . . .	61	48	59	60	61	55	62	60	55	55
Rhode Island . . . . .	71	16	51	59	59	70	62	61	67	67
South Carolina . . . . .	61	53	58	61	61	55	60	60	55	55
South Dakota . . . . .	61	46	50	54	53	55	58	55	f/ 53	52
Tennessee . . . . .	132	127	130	132	128	117	129	125	117	117
Texas . . . . .	242	169	197	218	226	220	221	221	206	217
Utah . . . . .	61	60	60	61	61	55	61	58	58	54
Vermont . . . . .	63	60	62	63	62	57	63	63	57	57
Virginia . . . . .	61	56	61	61	61	55	62	62	53	55
Washington . . . . .	103	73	95	101	102	99	103	101	99	99
West Virginia . . . . .	61	53	55	59	61	55	59	58	55	55
Wisconsin . . . . .	146	52	83	112	123	134	129	130	128	130
Wyoming . . . . .	61	58	60	61	60	55	59	57	55	55

a/ D. C. was allotted a special authorization of 9 Air Technicians (over the 85 indicated) to maintain the aircraft assigned to the NEB.

b/ Ga. temporarily allotted 25 add'l. Air Tech. for Mod. Center to handle aircraft sent in for modification.

c/ June figures not received. May data used.

d/ 172 permanent positions (for ANG unit organization) spaces, temporarily allocated to various states, were not reported in March 1950 actual figures.

e/ Includes 10 spaces to provide for maintenance of aircraft assigned to NEB.

f/ March 1950 figures not received. February data used.

Table 163.-- Air National Guard Allotted and FEDERALLY Recognized Units

Type of Unit	Allotted Units	Units Federally Recognized		
		21 Mar 1949	30 Jun 1949	30 Jun 1950
<u>Total</u> . . . . .	<u>514</u>	<u>489</u>	<u>514</u>	<u>514</u>
State Staff (Air Section) . . . . .	-	-	-	-
Wing Hq and Hq Squadron . . . . .	12	12	12	12
Light Bomb Group, Hq. . . . .	3	3	3	3
Light Bomb Squadron . . . . .	12	12	12	12
Fighter Group, Headquarters . . . . .	24	23	24	24
Fighter Squadrons (SE and J). . . . .	72	68	72	72
Air Service Group (LB), Hq Detachment . . . . .	3	3	3	3
Air Service Group (LB), Detachment A. . . . .	3	3	3	3
Air Service Group (LB), Detachment B. . . . .	3	3	3	3
Air Service Group (LB), Detachment C. . . . .	3	3	3	3
Air Service Group (LB), Detachment D. . . . .	3	3	3	3
Air Service Group (Fighter), Hq Detachment . . . . .	24	23	24	24
Air Service Group (Fighter), Hq Detachment A. . . . .	24	22	24	24
Air Service Group (Fighter), Hq Detachment B. . . . .	24	23	24	24
Air Service Group (Fighter), Hq Detachment C. . . . .	24	24	24	24
Aircraft Control and Warning Group Hq . . . . .	12	11	12	12
Aircraft Control and Warning Squadron (LS). . . . .	12	11	12	-
Aircraft Control Squadron . . . . .	12	10	12	-
Aircraft Control Squadron (Type A). . . . .	a/	-	-	11
Aircraft Control and Warning Squadrons (Type B) . . . . .	a/	-	-	4
Aircraft Control and Warning Squadrons (Type C) . . . . .	a/	-	-	11
Aircraft Control and Warning Squadrons (Type D) . . . . .	a/	-	-	4
Aircraft Control and Warning Squadrons (Type E) . . . . .	a/	-	-	2
Aircraft Control and Warning Squadrons (Type F) . . . . .	12	11	12	4
Weather Station (Type A). . . . .	84	81	84	84
Utility Flight. . . . .	84	81	84	84
Communication Squadrons, Wing . . . . .	12	12	12	12
Engineer Aviation Battalion, Hq . . . . .	4	3	4	4
Engineer Aviation Company . . . . .	12	11	12	12
Radar Calibration Detachments . . . . .	12	11	12	12
Early Warning Station (Attached to 143 A/CW Sq, Wash) . . . . .	a/	-	-	-
Signal Light Construction Company . . . . .	12	11	12	12
USAF Band . . . . .	12	11	12	12

a/ Not available.

Source: Summary - Air Plans Group, Air Force Division, National Guard Bureau.

Table 164.-- Air National Guard Wings

Air Force and Wing	State Location
<u>CONTINENTAL US</u>	
30 June 1949	
<u>First Air Force</u>	
52nd Wing . . . . .	New Jersey, New York
67th Wing . . . . .	Connecticut, Maine, Massachusetts, New Hampshire, Rhode Island, Vermont
<u>Fourth Air Force</u>	
60th Wing . . . . .	Idaho, Montana, Oregon, Washington
61st Wing . . . . .	Northern California, Nevada, Utah
62nd Wing . . . . .	Arizona, Southern California
<u>Ninth Air Force</u>	
53rd Wing . . . . .	Delaware, District of Columbia, Maryland, Pennsylvania, Virginia
55th Wing . . . . .	Kentucky, Ohio, West Virginia
<u>Tenth Air Force</u>	
66th Wing . . . . .	Illinois, Indiana, Michigan, Wisconsin
71st Wing . . . . .	Iowa, Minnesota, Missouri, North Dakota, South Dakota
86th Wing . . . . .	Colorado, Kansas, Nebraska, Wyoming
<u>Twelfth Air Force</u>	
63rd Wing . . . . .	Arkansas, Louisiana, New Mexico, Oklahoma, Texas
<u>Fourteenth Air Force</u>	
54th Wing . . . . .	Alabama, Florida, Georgia, Mississippi, North Carolina, South Carolina, Tennessee
<u>OVERSEAS</u>	
-	Territory of Hawaii (1 Squadron plus 3 supporting units)
-	Puerto Rico (1 Squadron plus 3 supporting units)
30 June 1950	
<u>CONTINENTAL US</u>	
<u>First Air Force</u>	
52nd Wing . . . . .	New Jersey, New York
67th Wing . . . . .	Connecticut, Maine, Massachusetts, New Hampshire, Rhode Island, Vermont
<u>Fourth Air Force</u>	
60th Wing . . . . .	Idaho, Montana, Oregon, Washington
61st Wing . . . . .	Nevada, Utah, Northern California
62nd Wing . . . . .	Arizona, Southern California
<u>Ninth Air Force</u>	
53rd Wing . . . . .	Delaware, District of Columbia, Maryland, Pennsylvania, Virginia
55th Wing . . . . .	Kentucky, Ohio, West Virginia
<u>Tenth Air Force</u>	
66th Wing . . . . .	Michigan, Wisconsin, Northern Illinois
71st Wing . . . . .	Iowa, Nebraska, Missouri, Indiana, Southern Illinois
86th Wing . . . . .	Minnesota, North Dakota, South Dakota, Wyoming, Colorado, Kansas
<u>Twelfth Air Force</u>	
63rd Wing . . . . .	Arkansas, Louisiana, New Mexico, Oklahoma, Texas
<u>Fourteenth Air Force</u>	
54th Wing . . . . .	Alabama, Florida, Georgia, Mississippi, North Carolina, South Carolina, Tennessee
<u>OVERSEAS</u>	
-	Territory of Hawaii (1 Squadron plus 3 supporting units)
-	Puerto Rico (1 Squadron plus 3 supporting units)

TABLE 165.-- AIR NATIONAL GUARD FIELD TRAINING

Wing and State Location	Units Trained	Personnel Receiving Training	Date of Training Period	Location
FISCAL YEAR 1949				
<u>Total</u> . . . . .	<u>399</u>	<u>24,384</u>		
<u>52nd Wing - Total</u> . . . . .	<u>36</u>	<u>2,335</u>		
New Jersey . . . . .	6	516	10 - 24 Jul 48	McGuire AFB, Fort Dix, N.J.
New York . . . . .	( 26 )	( 1,819 )	2 Aug - 5 Sep 48	( Floyd Bennett Field, N.Y. Hancock Field, Syracuse, N.Y.
<u>53rd Wing - Total</u> . . . . .	<u>25</u>	<u>1,998</u>		
Delaware . . . . .	4	239	7 - 21 Aug 48	New Castle County Airport, Del.
District of Columbia . . . . .	( 6 )	( 784 )	( 31 Jul - 14 Aug 48 31 Jul - 14 Aug 48	( Dover, Delaware Greenville AFB, South Carolina
Maryland . . . . .	4	338	31 Jul - 14 Aug 48	Dover, Delaware
Pennsylvania . . . . .	6	444	31 Jul - 14 Aug 48	Dover, Delaware
Virginia . . . . .	4	193	31 Jul - 14 Aug 48	Dover, Delaware
<u>54th Wing - Total</u> . . . . .	<u>55</u>	<u>3,430</u>		
Alabama . . . . .	10	504	4 - 18 Jul 48	Eglin Field, Florida
Florida . . . . .	4	277	29 Aug - 12 Sep 48	Chatham Field, Georgia
Georgia . . . . .	19	1,592	29 Aug - 12 Sep 48	Chatham Field, Georgia
Mississippi . . . . .	4	211	11 - 25 Jul 48	Keesler Field, Mississippi
North Carolina . . . . .	5	190	29 Aug - 12 Sep 48	Chatham Field, Georgia
South Carolina . . . . .	4	263	29 Aug - 12 Sep 48	Chatham Field, Georgia
Tennessee . . . . .	9	383	29 Aug - 12 Sep 48	Chatham Field, Georgia
<u>55th Wing - Total</u> . . . . .	<u>27</u>	<u>1,369</u>		
Kentucky . . . . .	5	283	21 Aug - 4 Sep 48	Atterbury AFB, Indiana
Ohio . . . . .	18	861	17 - 31 Jul 48	( Dayton Municipal Airport, Ohio Lockbourne AFB, Ohio Cleveland, Ohio
West Virginia . . . . .	4	225	21 Aug - 4 Sep 48	Atterbury AFB, Indiana
<u>60th Wing - Total</u> . . . . .	<u>28</u>	<u>1,626</u>		
Idaho . . . . .	4	183	11 - 25 Jun 49	Moses Lake AFB, Washington
Montana . . . . .	4	176	11 - 25 Jun 49	Moses Lake AFB, Washington
Oregon . . . . .	8	549	11 - 25 Jun 49	( Moses Lake AFB, Washington Ft. Lewis, Washington
Washington . . . . .	12	718	11 - 25 Jun 49	( Moses Lake AFB, Washington Payne Field, Washington
<u>61st Wing - Total</u> . . . . .	<u>13</u>	<u>523</u>		
California . . . . .	9	317	15 - 29 Aug 48	Alameda, Calif.
Nevada . . . . .			Not Scheduled	
Utah . . . . .	4	206	22 Aug - 5 Sep 48	Salt Lake City Municipal Airport, Utah
<u>62nd Wing - Total</u> . . . . .	<u>18</u>	<u>1,735</u>		
Arizona . . . . .			Not Scheduled	
California . . . . .	18	1,735	15 - 29 Aug 48	( Lockheed Terminal, Calif. Van Nuys, Calif. San Bernardino, Calif.
<u>63rd Wing - Total</u> . . . . .	<u>36</u>	<u>1,643</u>		
Arkansas . . . . .	4	188	11 - 25 Jun 49	Adams Field, Little Rock, Arkansas
Louisiana . . . . .	4	151	1 - 15 Aug 48	Eglin AFB No. 7, Florida
New Mexico . . . . .	4	167	20 Aug - 3 Sep 48	Kirtland AFB, N. Mex.
Oklahoma . . . . .	10	392	15 - 29 Aug 48	Enid AFB, Okla.

TABLE 165.-- AIR NATIONAL GUARD FIELD TRAINING (CONTINUED)

Wing and State Location	Units Trained	Personnel Receiving Training	Date of Training Period	Location
FISCAL YEAR 1949 (Continued)				
<u>63rd Wing (Continued)</u>				
Texas . . . . .	14	745	15 - 29 Aug 48	{ Ellington Field, Texas { Hensley AFB, Texas { Brooks AFB, Texas
<u>66th Wing - Total</u> . . .	<u>47</u>	<u>2,270</u>		
Illinois . . . . .	17	930	1 - 15 Aug 48	{ Orchard Municipal Airport, Ill. { Peoria Municipal Airport, Ill. { Chicago Municipal Airport, Ill.
Indiana . . . . .	11	462	15 - 29 Aug 48	Baer Field, Ft. Wayne, Ind.
Michigan . . . . .	14	592	1 - 15 Aug 48	Camp Grayling, Mich.
Wisconsin . . . . .	5	286	1 - 15 Aug 48	Camp Williams, Wisc.
<u>67th Wing - Total</u> . . .	<u>40</u>	<u>2,664</u>		
Connecticut . . . . .	7	618	22 Aug - 5 Sep 48	{ Bradley Field, Conn. { Brainard Field, Conn.
Maine . . . . .	6	411	21 Aug - 4 Sep 48	Dow AFB, Maine
Massachusetts . . . . .	( 11 ) ( 7 )	1,241	( 7 - 21 Aug 48 ( 22 Aug - 5 Sep 48	Otis Field, Mass., Camp Edwards, Mass Otis Field, Mass., Camp Edwards, Mass
New Hampshire . . . . .	4	144	31 Jul - 14 Aug 48	Grenier AFB, N. H.
Rhode Island . . . . .	1	53	22 Aug - 5 Sep 48	Brainard Field, Conn.
Vermont . . . . .	4	197	22 Aug - 5 Sep 48	Ft. Ethan Allen, Vt.
<u>71st Wing - Total</u> . . .	<u>28</u>	<u>2,247</u>		
Iowa . . . . .	9	464	14 - 28 Aug 48	{ Des Moines, Iowa { Sioux City, Iowa
Minnesota . . . . .	6	499	25 Jul - 8 Aug 48	Camp Riley, Minn.
Missouri . . . . .	( 4 ) ( 11 )	174 665	1 - 15 Aug 48 14 - 28 Aug 48	{ Rosencrans Field, Mo. { Jefferson Barracks, Mo. { Lambert Field, Mo. { Sedalia, Mo.
North Dakota . . . . .	4	231	11 - 26 Jun 49	Casper AFB, Wyoming
South Dakota . . . . .	4	214	11 - 25 Jun 49	Casper AFB, Wyoming
<u>86th Wing - Total</u> . . .	<u>28</u>	<u>2,009</u>		
Colorado . . . . .	16	779	11 - 25 Jun 49	{ Casper AFB, Wyoming { Buckley Field, Colorado
Kansas . . . . .	( 4 ) ( 232 )	249 232	14 - 28 Aug 48 11 - 25 Jun 49	Wichita Municipal Airport, Kans. Casper AFB, Wyoming
Nebraska . . . . .	4	352	14 - 28 Aug 48	Lincoln AFB, Nebr.
Wyoming . . . . .	( 4 ) ( 203 )	194 203	15 - 29 Aug 48 11 - 25 Jun 49	Cheyenne Municipal Airport, Wyo. Casper AFB, Wyoming
<u>Outside United States</u>				
Hawaii . . . . .	4	294	14 - 28 Jun 49	Hickham AFB, Hawaii
Puerto Rico . . . . .	4	251	1 - 15 Aug 48	San Juan, Puerto Rico

Source: Air Plans Group, Air Force Division, National Guard Bureau.

TABLE 165.-- AIR NATIONAL GUARD FIELD TRAINING (CONTINUED)

Wing and State Location	Units Trained	Personnel Receiving Training	Date of Training Period	Location
FISCAL YEAR 1950				
<u>Total</u> . . . . .	<u>521</u>	<u>43,689</u>		
<u>52nd Wing - Total</u> . .	<u>49</u>	<u>4,099</u>		
New Jersey . . . . .	10	683	23 Jul - 6 Aug 49	Mc Guire AFB, Fort Dix, New Jersey
New York . . . . .	39	3,416	23 Jul - 6 Aug 49	( Fort Hancock, New Jersey ( Dover AFB, Delaware ( Stewart AFB, New York ( Twin Lights, New Jersey ( Palermo, New Jersey ( Montauk, New York
<u>53rd Wing - Total</u> . .	<u>51</u>	<u>3,702</u>		
Delaware . . . . .	4	318	13 - 27 Aug 49	New Castle, Delaware
District of Columbia	7	801	13 - 27 Aug 49	( New Castle, Delaware ( Palermo, New Jersey ( Dover AFB, Delaware ( Indiantown Gap, Pennsylvania
Maryland . . . . .	4	332	13 - 27 Aug 49	Dover AFB, Delaware
Pennsylvania . . . . .	32	1,915	13 - 27 Aug 49	Dover AFB, Delaware
Virginia . . . . .	4	337	13 - 27 Aug 49	New Castle, Delaware
<u>54th Wing - Total</u> . .	<u>56</u>	<u>5,244</u>		
Alabama . . . . .	10	976	17 - 31 Jul 49	Eglin AFB Aux., Florida
Florida . . . . .	4	365	16 - 31 Jul 49	Eglin AFB Aux., Florida
Georgia . . . . .	19	1,874	( 17 - 31 Jul 49 ( 7 - 21 Aug 49	Eglin AFB Aux., Florida Orlando, Florida
Mississippi . . . . .	4	362	17 - 31 Jul 49	Eglin AFB Aux., Florida
North Carolina . . .	5	464	( 16 Jul - 1 Aug 49 ( 6 - 22 Aug 49	Eglin AFB Aux., Florida Orlando, Florida
South Carolina . . .	4	332	17 - 31 Jul 49	Eglin AFB Aux., Florida
Tennessee . . . . .	10	871	17 - 31 Jul 49	Eglin AFB Aux., Florida
<u>55th Wing - Total</u> . .	<u>37</u>	<u>3,117</u>		
Kentucky . . . . .	6	528	8 - 24 Jul 49	New Castle, Delaware
Ohio . . . . .	27	2,254	9 - 23 Jul 49	( Dover AFB, Delaware ( Selfridge Field, Michigan ( Traverse City Airport, Michigan
West Virginia . . . .	4	335	9 - 23 Jul 49	New Castle, Delaware
<u>60th Wing - Total</u> . .	<u>28</u>	<u>2,550</u>		
Idaho . . . . .	4	359	10 - 24 Jun 50	Walla Walla, Washington
Montana . . . . .	4	256	10 - 24 Jun 50	Walla Walla, Washington
Oregon . . . . .	8	870	10 - 24 Jun 50	( Fort Lewis, Washington ( Paine Field, Washington ( Walla Walla, Washington
Washington . . . . .	12	1,065	10 - 24 Jun 50	( Moses Lake, Washington ( Geiger Field, Washington ( Walla Walla, Washington ( Paine Field, Washington
<u>61st Wing - Total</u> . .	<u>25</u>	<u>1,713</u>		
California . . . . .	17	1,155	21 Aug - 4 Sep 49 20 Aug - 5 Sep 49	( Victorville, California ( Half Moon Bay, California ( Silver Lake, Washington



TABLE 165.-- AIR NATIONAL GUARD FIELD TRAINING (CONTINUED)

Wing and State Location	Units Trained	Personnel Receiving Training	Date of Training Period	Location
FISCAL YEAR 1950 (Continued)				
<u>61st Wing (Continued)</u>				
Nevada . . . . .	4	202	21 Aug - 4 Sep 49	Victorville, California
Utah . . . . .	4	356	21 Aug - 4 Sep 49	Victorville, California
<u>62nd Wing - Total. . .</u>	<u>28</u>	<u>2,525</u>		
Arizona . . . . .	4	345	6 - 20 Aug 49	Victorville, California
California . . . . .	24	2,180	6 - 20 Aug 49	Half Moon Bay, California
<u>63rd Wing - Total. . .</u>	<u>46</u>	<u>2,524</u>		
Arkansas . . . . .	4	331	14 - 28 Aug 49	San Marcos AFB, Texas
Louisiana . . . . .	5	477	( 14 - 28 Aug 49 27 Aug - 10 Sep 49 )	San Marcos, Texas Orlando AFB, Florida
New Mexico . . . . .	4	288	14 - 28 Aug 49	San Marcos AFB, Texas
Oklahoma . . . . .	10	804	14 - 28 Aug 49	San Marcos AFB, Texas
Texas . . . . .	23	1,614	( 14 - 28 Aug 49 27 Aug - 10 Sep 49 )	San Marcos AFB, Texas Orlando AFB, Florida
<u>66th Wing - Total. . .</u>	<u>45</u>	<u>2,235</u>		
Illinois . . . . . (169 and 170 FS's)	18	1,071	( 23 Jul - 6 Aug 49 30 Jul - 13 Aug 49 )	Camp Williams, Wisconsin
Michigan . . . . .	16	1,335	30 Jul - 13 Aug 49	( Camp Williams, Wisconsin Camp Grayling, Michigan )
Wisconsin . . . . .	6 5 )	829	( 16 - 30 Jul 49 30 Jul - 14 Aug 49 )	Camp Williams, Wisconsin
<u>67th Wing - Total. . .</u>	<u>43</u>	<u>4,191</u>		
Connecticut . . . . .	7	786	20 Aug - 3 Sep 49	( Trumbull Field New Hampshire Otis AFB, Massachusetts Brainard Field, Connecticut Dow AFB, Maine )
Maine . . . . .	6	508	20 Aug - 3 Sep 49	Dow AFB, Maine
Massachusetts . . . . .	( 6 11 )	1,801	20 Aug - 3 Sep 49	( Camp Edwards, Massachusetts Grenier AFB, New Hampshire )
New Hampshire . . . . .	4	346	20 Aug - 3 Aug 49	Dow AFB, Maine
Rhode Island . . . . .	( 4 1 )	387	20 Aug - 3 Sep 49	( Trumbull Field, New Hampshire Dow AFB, Maine Grenier AFB, New Hampshire Fort Williams, Maine )
Vermont . . . . .	4	363	20 Aug - 3 Sep 49	Dow AFB, Maine
<u>71st Wing - Total. . .</u>	<u>51</u>	<u>4,368</u>		
Illinois . . . . . (169 and 170 FS's only)	8	492	( 30 Jul - 13 Aug 49 14 Jul - 8 Aug 49 )	Camp Williams, Wisconsin Springfield, Illinois
Indiana . . . . .	11	930	14 - 28 Aug 49	( Camp Grayling, Michigan Fort Benjamin Harrison, Indiana )
Iowa . . . . .	11	967	14 - 28 Aug 49	( Camp Williams, Wisconsin Fort Dodge, Iowa )
Missouri . . . . .	( 13 4 )	1,691	( 13 - 28 Aug 49 30 Jul - 14 Aug 49 )	Camp Williams, Wisconsin
Nebraska . . . . .	4	288	6 & 20 Aug 49	Oscoda AFB, Michigan

TABLE 165.-- AIR NATIONAL GUARD FIELD TRAINING (CONTINUED)

Wing and State Location	Units Trained	Personnel Receiving Training	Date of Training Period	Location
FISCAL YEAR 1950 (Continued)				
<u>86th Wing - Total</u> . . .	<u>24</u>	<u>4,752</u>		
Colorado . . . . .	16	1,556	10 - 24 June 50	( Lockbourne, Ohio ( Camp Williams, Wisconsin ( Camp Grayling, Michigan ( Selfridge AFB, Michigan
Kansas . . . . .	4	302	10 - 24 Jun 50	Smoky Hill AFB, Kansas
Minnesota <u>a/</u> . . . . .	( 6 ) ( 4 ) ( 1 )	922	( 14 - 28 Aug 49 ( 16 - 30 Jul 49 ( 24 Jul - 7 Aug 49	( Camp Douglas, Wisconsin ( Camp Ripley, Minnesota
Minnesota <u>a/</u> . . . . .	( 11	1,019	( 10 - 24 Jun 50	( Selfridge AFB, Michigan ( Camp Williams, Wisconsin
North Dakota . . . . .	4	298	10 - 24 Jun 50	Camp Williams, Wisconsin
South Dakota . . . . .	4	344	10 - 24 Jun 50	Camp Williams, Wisconsin
Wyoming . . . . .	4	311	10 - 24 Jun 50	Camp Grayling, Michigan
<u>Outside United States</u>				
Hawaii . . . . .	4	350	11 - 25 Jun 50	Hickam AFB, Hawaii
Puerto Rico . . . . .	4	328	1 - 15 Aug 49	Ramey AFB, Puerto Rico

a/ The 11 Minnesota units trained two times during FY 1950.

Source: Air Plans Group, Air Force Division, National Guard Bureau

Table 166.-- Funds Administered by USAF as Direct Support from Army Appropriation  
for Air National Guard: FY's 1948 and 1949

(The data for 1948 and 1949, represented in this table, are revisions of figures contained in Table 213 of "USAF Statistical Digest, 1948".)

Project Title	Actual Obligations as of 30 June 1950	
	For FY 1948	For FY 1949
<b>TOTAL</b> . . . . .	<b>\$ 19,707,288</b>	<b>\$ 41,314,282</b>
110 Procurement of Supplies and Equipment . . . . .	\$/ 4,055,207	25,000
120 Procurement of Supplies and Equipment for Air Units . . . . .	-	9,579,863
330 Repairs and Utilities, AF Facilities, Bomb and Target Range . . . . .	-	-
422 Air Units Miscellaneous Operating Expense . . . . .	294,448	153,109
432 Transportation of Air Property, Including Packing and Crating . . . . .	982,358	2,099,799
433 Modification, Repair and Maintenance of Army Units . . . . .	-	44,402
434 Modification, Repair and Maintenance of Air Units Equipment . . . . .	10,018,761	22,626,983
441 Travel-Permanent Change of Station . . . . .	7,263	14,301
442 Travel-Military and Civilian Personnel Other Than Permanent Change of Station . . . . .	68,204	101,631
511 Army Units Field Training Expense . . . . .	-	2,100
512 Air Force Field Training Expenses . . . . .	499,751	-
522 Air Force Schools Including Training With Regular Army . . . . .	2,166	-
530 Expenses of Enlisted Men of Army and Air Force With National Guard . . . . .	308,697	413,431
542 Air Units Armory Drill Expenses . . . . .	3,470,433	6,253,670

/ Army Units

Source: Financial Management Division, Directorate of Budget, DCS/Comptroller, Hq. USAF

TABLE 167.-- OBLIGATIONS DURING FY 1950 FROM 1950 FUNDS APPROPRIATED  
NATIONAL GUARD FOR AIR

Budget Program Title	Actual Obligations for FY 1950 as of 30 June 1950		
	Net Obligations	Anticipated Reimbursements	Gross Obligations
<b>TOTAL</b> . . . . .	<b>\$ 110,233,492</b>	<b>\$ 450,000</b>	<b>\$ 110,683,492</b>
Commercial Transportation . . . . .	3,646,548	-	3,646,548
Construction - Air National Guard . . . . .	11,018,579	-	11,018,579
Depot Maintenance and Supply Operations . . . . .	3,202,038	-	3,202,038
First Destination Transportation . . . . .	250,600	-	250,600
Maintenance and Operation Aircraft . . . . .	27,643,682	450,000	28,093,682
Maintenance and Operation of Installations . . . . .	24,210,145	-	24,210,145
Maintenance and Operation of Items of Equipment . . . . .	3,827,616	-	3,827,616
Organization, Base and Maintenance Supplies and Equipment . . . . .	18,515,352	-	18,515,352
Other General Expenses . . . . .	15,399	-	15,399
Other Military Requirements . . . . .	32,843	-	32,843
Pay of the Air National Guard . . . . .	13,281,960	-	13,281,960
Printing and Reproduction . . . . .	92,000	-	92,000
Subsistence, Individual Clothing, and Equipage . . . . .	2,287,394	-	2,287,394
Training . . . . .	1,419,048	-	1,419,048
Travel - Air National Guard . . . . .	790,288	-	790,288

Source: Financial Management Division, Directorate of Budget, DCS/Comptroller, Hq. USAF.

Table 16b.-- USAF Reserve Strength by Grade

Grade	FISCAL YEAR 1949			FISCAL YEAR 1950					
	31 March			31 July g/			30 September		
	Total	Other than Negro	Negro	Total	Other than Negro	Negro	Total	Other than Negro	Negro
<b>Total . . . . .</b>	<b>419,054</b>	<b>412,076</b>	<b>6,978</b>	<b>392,570</b>	<b>387,595</b>	<b>4,975</b>	<b>417,791</b>	<b>413,264</b>	<b>4,527</b>
<b>Officer - Total . . . . .</b>	<b>231,590</b>	<b>231,381</b>	<b>209</b>	<b>237,613</b>	<b>237,274</b>	<b>339</b>	<b>253,310</b>	<b>252,982</b>	<b>328</b>
General . . . . .	34	34	-	32	32	-	32	32	-
Colonel . . . . .	1,382	1,382	-	1,540	1,540	-	1,758	1,758	-
Lieutenant Colonel . . . . .	7,044	7,043	1	7,696	7,694	2	8,297	8,297	-
Major . . . . .	18,501	18,498	3	19,966	19,959	7	21,186	21,176	10
Captain . . . . .	54,568	54,543	25	55,956	55,912	44	59,418	59,370	48
First Lieutenant . . . . .	96,810	96,732	78	96,503	96,371	132	102,350	102,220	130
Second Lieutenant . . . . .	53,195	53,093	102	55,920	55,766	154	59,765	59,625	140
Unknown . . . . .	56	56	-	-	-	-	504	504	-
<b>Enlisted - Total . . . . .</b>	<b>187,464</b>	<b>180,695</b>	<b>6,769</b>	<b>154,957</b>	<b>150,321</b>	<b>4,636</b>	<b>164,481</b>	<b>160,282</b>	<b>4,199</b>
Grade 7 . . . . .	6,941	6,845	96	6,028	5,945	83	6,401	6,315	86
Grade 6 . . . . .	12,308	12,207	101	12,621	12,513	108	13,555	13,452	103
Grade 5 . . . . .	31,328	30,956	372	29,119	28,789	330	31,096	30,803	293
Grade 4 . . . . .	45,188	44,246	942	39,707	38,976	731	42,774	42,081	693
Grade 3 . . . . .	44,615	42,683	1,932	36,193	34,943	1,250	37,501	36,429	1,072
Grade 2 . . . . .	28,808	26,787	2,021	19,890	18,613	1,277	20,882	19,752	1,130
Grade 1 . . . . .	14,712	13,503	1,209	11,399	10,542	857	11,911	11,089	822
Unknown . . . . .	3,564	3,468	96	-	-	-	361	361	-
FISCAL YEAR 1950 (Continued)									
Grade	31 December			31 March			30 June		
	Total	Other than Negro	Negro	Total	Other than Negro	Negro	Total	Other than Negro	Negro
<b>Total . . . . .</b>	<b>406,552</b>	<b>402,964</b>	<b>3,588</b>	<b>354,428</b>	<b>352,062</b>	<b>2,366</b>	<b>374,256</b>	<b>372,095</b>	<b>2,161</b>
<b>Officer - Total . . . . .</b>	<b>246,593</b>	<b>246,301</b>	<b>292</b>	<b>242,296</b>	<b>241,653</b>	<b>643</b>	<b>256,720</b>	<b>256,296</b>	<b>424</b>
General . . . . .	44	44	-	43	43	-	43	43	-
Colonel . . . . .	1,581	1,581	-	1,729	1,729	-	1,818	1,818	-
Lieutenant Colonel . . . . .	8,179	8,175	4	9,570	9,568	2	9,165	9,162	3
Major . . . . .	20,955	20,952	3	19,195	19,169	26	22,476	22,467	9
Captain . . . . .	57,679	57,642	37	56,412	56,345	67	62,124	62,060	64
First Lieutenant . . . . .	99,755	99,648	107	97,348	97,048	300	101,223	101,059	164
Second Lieutenant . . . . .	58,400	58,259	141	57,959	57,751	208	59,871	59,687	184
Unknown . . . . .	-	-	-	-	-	-	-	-	-
<b>Enlisted - Total . . . . .</b>	<b>159,959</b>	<b>156,663</b>	<b>3,296</b>	<b>112,132</b>	<b>110,409</b>	<b>1,723</b>	<b>117,536</b>	<b>115,799</b>	<b>1,737</b>
Grade 7 . . . . .	6,603	6,535	68	4,955	4,909	46	5,076	5,023	53
Grade 6 . . . . .	13,711	13,625	86	10,436	10,385	51	11,062	10,987	75
Grade 5 . . . . .	34,324	34,069	255	22,102	21,947	155	23,497	23,305	192
Grade 4 . . . . .	39,872	39,366	506	28,853	28,537	316	29,522	29,180	342
Grade 3 . . . . .	34,400	33,511	889	24,130	23,626	504	24,518	24,043	475
Grade 2 . . . . .	19,273	18,381	892	13,627	13,200	427	14,561	14,160	401
Grade 1 . . . . .	11,776	11,176	600	8,029	7,805	224	9,300	9,101	199
Unknown . . . . .	-	-	-	-	-	-	-	-	-

g/ Due to the implementation of the new 1950 Reserve program, all reporting agencies were exempted from reporting strengths for June 1949.

Table 169.-- USAF Reserve Strength by Functional Group

Grade	FISCAL YEAR 1949			FISCAL YEAR 1950					
	31 March			31 July <sup>g/</sup>			30 September		
	Total	Organized Air Reserve <sup>a/</sup>	Volunteer Air Reserve <sup>b/</sup>	Total	Organized Air Reserve	Volunteer Air Reserve	Total	Organized Air Reserve	Volunteer Air Reserve
<b>Total . . . .</b>	<b>419,054</b>	<b>28,412</b>	<b>390,642</b>	<b>392,570</b>	<b>27,491</b>	<b>365,079</b>	<b>417,791</b>	<b>34,035</b>	<b>383,756</b>
<b>Officer - Total . .</b>	<b>231,590</b>	<b>19,653</b>	<b>211,937</b>	<b>237,613</b>	<b>21,882</b>	<b>215,731</b>	<b>253,310</b>	<b>23,444</b>	<b>229,866</b>
General . . . . .	34	22	12	32	32	-	32	32	-
Colonel . . . . .	1,382	111	1,271	1,540	403	1,137	1,758	454	1,304
Lt. Colonel . . . .	7,044	408	6,636	7,696	1,447	6,249	8,297	1,580	6,717
Major . . . . .	18,501	1,131	17,370	19,966	2,776	17,190	21,186	2,946	18,240
Captain . . . . .	54,568	3,588	50,980	55,956	5,643	50,313	59,418	6,195	53,223
First Lieutenant	96,810	8,432	88,378	96,503	7,582	88,921	102,350	7,920	94,430
Second Lieutenant	53,195	5,938	47,257	55,920	3,999	51,921	59,765	3,813	55,952
Unknown . . . . .	56	23	33	-	-	-	504	504	-
<b>Enlisted - Total .</b>	<b>187,464</b>	<b>8,759</b>	<b>178,705</b>	<b>154,957</b>	<b>5,609</b>	<b>149,348</b>	<b>164,481</b>	<b>10,591</b>	<b>153,890</b>
Grade 7 . . . . .	6,941	531	6,410	6,028	471	5,557	6,401	663	5,738
Grade 6 . . . . .	12,308	1,040	11,268	12,621	820	11,801	13,555	1,182	12,373
Grade 5 . . . . .	31,328	2,007	29,321	29,119	1,198	27,921	31,096	2,258	28,838
Grade 4 . . . . .	45,188	2,111	43,077	39,707	1,279	38,428	42,774	2,382	40,392
Grade 3 . . . . .	44,615	1,480	43,135	36,193	940	35,253	37,501	1,959	35,542
Grade 2 . . . . .	28,808	808	28,000	19,890	561	19,329	20,882	999	19,883
Grade 1 . . . . .	14,712	778	13,934	11,399	340	11,059	11,911	787	11,124
Unknown . . . . .	3,564	4	3,560	-	-	-	361	361	-
FISCAL YEAR 1950 (Continued)									
Grade	31 December			31 March			30 June		
	Total	Organized Air Reserve	Volunteer Air Reserve	Total <sup>d/</sup>	Organized Air Reserve	Volunteer Air Reserve <sup>e/</sup>	Total <sup>g/</sup>	Organized Air Reserve	Volunteer Air Reserve <sup>e/</sup>
<b>Total . . . .</b>	<b>406,552</b>	<b>42,150</b>	<b>364,402</b>	<b>354,428</b>	<b>51,165</b>	<b>303,263</b>	<b>374,256</b>	<b>58,442</b>	<b>315,814</b>
<b>Officer - Total . .</b>	<b>246,593</b>	<b>26,240</b>	<b>220,353</b>	<b>242,296</b>	<b>27,133</b>	<b>215,163</b>	<b>256,720</b>	<b>27,782</b>	<b>228,938</b>
General . . . . .	44	44	-	43	43	-	43	43	-
Colonel . . . . .	1,581	532	1,049	1,729	589	1,140	1,818	664	1,154
Lt. Colonel . . . .	8,179	1,879	6,300	9,570	2,041	7,529	9,165	2,135	7,030
Major . . . . .	20,955	3,490	17,465	19,195	3,587	15,608	22,476	3,684	18,792
Captain . . . . .	57,679	7,254	50,425	56,412	7,995	48,417	62,124	8,538	53,586
First Lieutenant	99,755	9,003	90,752	97,348	9,265	88,083	101,223	9,565	91,658
Second Lieutenant	58,400	4,038	54,362	57,999	3,613	54,386	59,871	3,153	56,718
Unknown . . . . .	-	-	-	-	-	-	-	-	-
<b>Enlisted - Total .</b>	<b>159,959</b>	<b>15,910</b>	<b>144,049</b>	<b>112,132</b>	<b>24,032</b>	<b>88,100</b>	<b>117,536</b>	<b>30,660</b>	<b>86,876</b>
Grade 7 . . . . .	6,603	941	5,662	4,955	1,185	3,770	5,076	1,344	3,732
Grade 6 . . . . .	13,711	2,025	11,686	10,436	2,793	7,643	11,062	3,413	7,649
Grade 5 . . . . .	34,324	3,503	30,821	22,102	4,999	17,103	23,497	6,222	17,275
Grade 4 . . . . .	39,872	3,658	36,214	28,853	5,682	23,171	29,522	7,040	22,482
Grade 3 . . . . .	34,400	2,846	31,554	24,130	4,306	19,824	24,518	5,570	18,948
Grade 2 . . . . .	19,273	1,512	17,761	13,627	2,444	11,183	14,561	3,316	11,245
Grade 1 . . . . .	11,776	1,425	10,351	8,029	2,623	5,406	9,300	3,755	5,545
Unknown . . . . .	-	-	-	-	-	-	-	-	-

a/ For purposes of this table, Organized Air Reserve for March, 1949, includes personnel assigned to TO/E units of the FY 1949 Reserve Program.

b/ For purposes of the table Volunteer Air Reserve for March, 1949, includes personnel assigned to Composite units and Personnel with no unit assignment.

c/ Due to the implementation of the new 1950 Reserve Program, all reporting agencies were exempted from reporting strength for June 1949.

d/ Includes 54 Officers assigned to Inactive Air Reserve.

e/ Includes 609 Officers assigned to Inactive Air Reserve.

Table 170.-- USAF Reserve Strength of Officer Personnel By Specialty Group Within Specialty Field

Military Specialty Group Within Specialty Field	July (1949) a/			December (1949)			June (1950)		
	Total	Organized Air Reserve	Volunteer Air Reserve	Total	Organized Air Reserve	Volunteer Air Reserve	Total b/	Organized Air Reserve	Volunteer Air Reserve b/
<b>TOTAL</b> . . . . .	<b>237,613</b>	<b>21,882</b>	<b>215,731</b>	<b>246,593</b>	<b>26,240</b>	<b>220,353</b>	<b>256,720</b>	<b>27,782</b>	<b>228,938</b>
<b>Pilot - Total</b> . . . . .	<b>98,455</b>	<b>8,367</b>	<b>90,088</b>	<b>98,750</b>	<b>9,699</b>	<b>89,051</b>	<b>103,134</b>	<b>10,317</b>	<b>92,817</b>
6 Engine . . . . .	9	4	5	11	3	8	11	1	10
4 Engine . . . . .	32,935	2,569	30,366	33,119	3,109	30,010	34,894	3,358	31,536
2 Engine . . . . .	40,866	3,605	37,261	40,929	4,137	36,792	42,498	4,459	38,039
1 Engine . . . . .	20,775	1,716	19,059	20,025	1,741	18,284	20,746	1,764	18,982
Jet Fighter . . . . .	13	2	11	16	2	14	57	6	51
Administrative . . . . .	97	12	85	109	24	85	94	15	79
Operations Officer . . . . .	3,104	387	2,717	3,106	551	2,555	3,185	560	2,625
All Other . . . . .	656	72	584	1,435	132	1,303	1,649	154	1,495
<b>Other Rated - Total</b> . . . . .	<b>46,513</b>	<b>2,643</b>	<b>43,870</b>	<b>48,406</b>	<b>2,979</b>	<b>45,427</b>	<b>51,974</b>	<b>3,362</b>	<b>48,612</b>
Bombardier . . . . .	18,138	915	17,223	19,222	898	18,324	20,263	923	19,340
Flight Engineer . . . . .	2,201	93	2,108	2,122	84	2,038	2,254	109	2,145
Navigator . . . . .	21,707	1,285	20,422	22,472	1,585	20,887	25,042	1,946	23,096
Navigator-Bombardier . . . . .	499	82	417	464	140	324	282	85	197
Observer . . . . .	3,968	268	3,700	4,126	272	3,854	4,133	299	3,834
<b>Administrative - Total</b> . . . . .	<b>17,511</b>	<b>1,744</b>	<b>15,767</b>	<b>20,096</b>	<b>2,208</b>	<b>17,888</b>	<b>26,513</b>	<b>2,560</b>	<b>23,953</b>
Adjutant . . . . .	3,905	334	3,571	2,959	450	2,509	6,605	625	5,980
Command . . . . .	2,518	247	2,271	4,396	285	4,111	5,481	343	5,138
General Administrative . . . . .	7,182	852	6,330	8,660	1,059	7,601	10,471	1,276	9,195
Inspector . . . . .	980	109	871	978	136	842	8	-	8
Physical Fitness . . . . .	884	46	838	895	54	841	968	63	905
Public Information . . . . .	564	58	506	634	94	540	747	113	634
Special Services . . . . .	1,004	71	933	1,045	84	961	1,722	88	1,634
Miscellaneous . . . . .	474	27	447	529	46	483	511	52	459
<b>Armament and Ordnance - Total</b> . . . . .	<b>2,986</b>	<b>242</b>	<b>2,744</b>	<b>3,087</b>	<b>260</b>	<b>2,827</b>	<b>3,759</b>	<b>328</b>	<b>3,431</b>
Aircraft Armament . . . . .	17	17	-	20	20	-	-	-	-
Automotive . . . . .	2,680	195	2,485	2,869	193	2,676	3,580	302	3,278
Ordnance . . . . .	289	30	259	198	47	151	179	26	153
<b>Communication - Total</b> . . . . .	<b>7,135</b>	<b>1,044</b>	<b>6,091</b>	<b>7,455</b>	<b>1,289</b>	<b>6,166</b>	<b>8,300</b>	<b>1,473</b>	<b>6,827</b>
Cryptographic . . . . .	106	9	97	116	9	107	24	-	24
Radar . . . . .	1,019	111	908	1,204	144	1,060	1,518	204	1,314
Radio . . . . .	348	21	327	284	26	258	31	2	29
Telephone and Telegraph . . . . .	5,547	889	4,658	5,730	1,090	4,640	6,727	1,267	5,460
Miscellaneous . . . . .	115	14	101	121	20	101	-	-	-

<u>Engineering - Total</u> . . . . .	<u>8,380</u>	<u>1,426</u>	<u>6,954</u>	<u>9,225</u>	<u>1,995</u>	<u>7,230</u>	<u>9,378</u>	<u>2,028</u>	<u>7,350</u>
Aircraft . . . . .	6,455	877	5,578	6,773	1,065	5,708	6,902	1,068	5,834
Civil Engineering . . . . .	1,404	474	930	1,775	820	955	1,699	834	865
Electrical and Mechanical . . . . .	427	62	365	535	98	437	644	112	532
Miscellaneous . . . . .	94	13	81	142	12	130	133	14	119
<u>Intelligence - Total</u> . . . . .	<u>3,777</u>	<u>379</u>	<u>3,398</u>	<u>4,185</u>	<u>513</u>	<u>3,672</u>	<u>4,060</u>	<u>566</u>	<u>3,494</u>
Combat . . . . .	3,657	369	3,288	3,997	499	3,498	3,926	540	3,386
Miscellaneous . . . . .	120	10	110	188	14	174	134	26	108
<u>Medical - Total</u> . . . . .	<u>280</u>	<u>61</u>	<u>219</u>	<u>734</u>	<u>258</u>	<u>476</u>	<u>1,869</u>	<u>463</u>	<u>1,406</u>
Dental . . . . .	44	8	36	166	62	104	440	98	342
Medical . . . . .	151	36	115	338	115	223	785	210	575
Nurse and WMSC . . . . .	1	-	1	78	53	25	384	109	275
Sanitary . . . . .	9	2	7	15	3	12	57	15	42
Veterinary . . . . .	13	2	11	25	4	21	42	5	37
Miscellaneous . . . . .	62	13	49	112	21	91	161	26	135
<u>Operation - Total</u> . . . . .	<u>3,668</u>	<u>327</u>	<u>3,341</u>	<u>3,712</u>	<u>461</u>	<u>3,251</u>	<u>3,972</u>	<u>511</u>	<u>3,461</u>
Air Transport . . . . .	908	70	838	930	114	816	1,007	117	890
Combat . . . . .	2,760	257	2,503	2,782	347	2,435	2,965	394	2,571
<u>Photographic - Total</u> . . . . .	<u>887</u>	<u>65</u>	<u>822</u>	<u>957</u>	<u>83</u>	<u>874</u>	<u>896</u>	<u>93</u>	<u>803</u>
Motion Picture . . . . .	140	5	135	159	3	156	154	7	147
Still Picture . . . . .	747	60	687	798	80	718	742	86	656
<u>Supply - Total</u> . . . . .	<u>9,037</u>	<u>1,306</u>	<u>7,731</u>	<u>10,259</u>	<u>1,633</u>	<u>8,626</u>	<u>11,518</u>	<u>1,823</u>	<u>9,695</u>
Administrative . . . . .	3,504	450	3,054	3,638	503	3,135	4,318	596	3,722
Procurement and Salvage . . . . .	1,336	309	1,027	1,528	476	1,052	1,698	517	1,181
Technical . . . . .	2,456	406	2,050	3,365	518	2,847	3,508	551	2,957
Transportation . . . . .	1,131	94	1,037	1,126	87	1,039	1,257	108	1,149
Miscellaneous . . . . .	610	47	563	602	49	553	737	51	686
<u>Aircraft Warning</u> . . . . .	<u>247</u>	<u>17</u>	<u>230</u>	<u>221</u>	<u>33</u>	<u>288</u>	<u>153</u>	<u>141</u>	<u>12</u>
Chaplain . . . . .	158	69	89	257	84	173	651	142	509
Chemical . . . . .	12	11	1	24	21	2	-	-	-
Finance . . . . .	834	109	725	905	152	753	1,510	185	1,325
Instruction . . . . .	30	2	28	2,215	212	2,003	34	-	34
Legal . . . . .	877	140	737	938	209	729	1,068	238	830
Mess . . . . .	751	48	703	738	49	689	797	69	728
Personnel . . . . .	3,448	449	2,999	3,940	548	3,392	4,902	735	4,167
Postal . . . . .	96	6	90	108	11	97	109	17	92
Provost Marshal . . . . .	543	51	492	704	67	637	738	78	660
Comptroller . . . . .	2,044	212	1,832	2,490	295	2,195	2,392	360	2,032
Training . . . . .	2,077	163	1,914	22	2	20	2,416	225	2,191
Weather . . . . .	2,897	1,009	1,888	3,426	1,539	1,887	3,673	1,562	2,111
Fire Marshal . . . . .	1	-	1	1	-	1	-	-	-
Unclassified . . . . .	24,969	1,992	22,977	23,638	1,640	21,998	12,904	506	12,398

a/ Due to the implementation of the new 1950 Reserve Program, all reporting was exempted for reporting strengths for June 1950.

Table 171.-- USAF Reserve Strength of Enlisted Personnel By Specialty Group Within Specialty Field

Military Specialty Group Within Specialty Field	July (1949) a/			December (1949)			June (1950)		
	Total	Organized Air Reserve	Volunteer Air Reserve	Total	Organized Air Reserve	Volunteer Air Reserve	Total	Organized Air Reserve	Volunteer Air Reserve
<b>TOTAL</b> . . . . .	<b>154,957</b>	<b>2,609</b>	<b>149,348</b>	<b>159,959</b>	<b>15,910</b>	<b>144,049</b>	<b>117,536</b>	<b>30,660</b>	<b>86,876</b>
<b>Airplane Maintenance - Total</b> . . . . .	<b>22,533</b>	<b>1,156</b>	<b>21,377</b>	<b>24,637</b>	<b>4,008</b>	<b>20,629</b>	<b>19,106</b>	<b>6,669</b>	<b>12,437</b>
Airplane Mechanic . . . . .	19,456	1,060	18,396	21,504	3,674	17,830	16,808	5,894	10,914
Instrument Specialist . . . . .	752	27	725	773	101	672	598	205	393
Other Maintenance . . . . .	2,325	69	2,256	2,360	233	2,127	1,700	570	1,130
<b>Flight - Total</b> . . . . .	<b>12,502</b>	<b>633</b>	<b>11,869</b>	<b>15,047</b>	<b>2,025</b>	<b>13,022</b>	<b>11,485</b>	<b>3,002</b>	<b>8,483</b>
Air Crew . . . . .	-	-	-	-	-	-	-	-	-
Gunnery . . . . .	8,149	377	7,772	8,980	969	8,011	6,799	1,331	5,468
Other Flight . . . . .	4,353	256	4,097	6,067	1,056	5,011	4,686	1,671	3,015
<b>Armament and Antiaircraft - Total</b> . . . . .	<b>4,403</b>	<b>147</b>	<b>4,256</b>	<b>5,235</b>	<b>484</b>	<b>4,811</b>	<b>3,268</b>	<b>735</b>	<b>2,533</b>
Airplane Armament . . . . .	3,324	130	3,194	3,612	400	3,212	2,349	530	1,819
Non-Airplane Armament . . . . .	361	6	355	411	47	364	380	108	272
Other Antiaircraft . . . . .	66	1	65	635	13	622	237	24	213
Other Armament . . . . .	652	10	642	637	24	613	302	73	229
<b>Communications - Total</b> . . . . .	<b>9,091</b>	<b>250</b>	<b>8,841</b>	<b>9,189</b>	<b>1,093</b>	<b>8,096</b>	<b>7,198</b>	<b>2,030</b>	<b>5,168</b>
Radio Operator . . . . .	3,653	129	3,524	3,680	492	3,188	2,864	907	1,957
Radio Mechanic . . . . .	3,116	69	3,047	3,169	378	2,791	2,430	706	1,724
Wire . . . . .	864	14	850	951	99	852	925	226	699
Other Communications . . . . .	1,458	38	1,420	1,389	124	1,265	979	191	788
<b>Radar - Total</b> . . . . .	<b>2,913</b>	<b>65</b>	<b>2,848</b>	<b>2,975</b>	<b>295</b>	<b>2,680</b>	<b>2,298</b>	<b>667</b>	<b>1,631</b>
Operator . . . . .	453	13	440	439	37	402	387	106	281
Mechanic . . . . .	2,460	52	2,408	2,536	258	2,278	1,911	561	1,350
<b>Medical - Total</b> . . . . .	<b>2,009</b>	<b>30</b>	<b>1,979</b>	<b>2,029</b>	<b>197</b>	<b>1,832</b>	<b>1,681</b>	<b>515</b>	<b>1,166</b>
General Medical . . . . .	1,967	30	1,937	1,976	184	1,792	1,633	504	1,129
Other Medical . . . . .	42	-	42	53	13	40	48	11	37
<b>Supply - Total</b> . . . . .	<b>6,777</b>	<b>205</b>	<b>6,572</b>	<b>7,237</b>	<b>801</b>	<b>6,436</b>	<b>6,023</b>	<b>1,760</b>	<b>4,263</b>
General Supply . . . . .	6,664	205	6,459	7,127	792	6,335	5,939	1,738	4,201
Other Supply . . . . .	113	-	113	110	9	101	84	22	62
<b>Utility and Construction - Total</b> . . . . .	<b>2,994</b>	<b>57</b>	<b>2,937</b>	<b>3,055</b>	<b>268</b>	<b>2,787</b>	<b>2,400</b>	<b>574</b>	<b>1,826</b>
Construction and Repair . . . . .	1,860	25	1,835	1,602	137	1,465	1,214	308	906
Draftsman . . . . .	513	18	495	519	66	453	470	110	360
Surveyor . . . . .	39	1	38	43	5	38	39	10	29
General Services . . . . .	582	13	569	891	60	831	677	146	531



<u>Automotive Mechanic and Technician - Total</u>	<u>4,023</u>	<u>107</u>	<u>2,916</u>	<u>4,003</u>	<u>375</u>	<u>3,628</u>	<u>3,202</u>	<u>903</u>	<u>2,299</u>
Automotive . . . . .	3,036	77	2,959	2,941	240	2,701	2,285	577	1,708
Other Mechanic . . . . .	155	2	153	141	8	133	94	29	65
Other Technician . . . . .	832	28	804	921	127	794	823	297	526
<u>Administrative - Total</u>	<u>20,932</u>	<u>758</u>	<u>20,174</u>	<u>24,228</u>	<u>2,794</u>	<u>21,434</u>	<u>19,890</u>	<u>5,259</u>	<u>14,631</u>
Clerical . . . . .	20,241	727	19,514	23,653	2,717	20,936	19,330	5,116	14,214
Other Administrative . . . . .	691	31	660	575	77	498	560	143	417
<u>Miscellaneous - Total</u>	<u>38,752</u>	<u>916</u>	<u>37,826</u>	<u>37,465</u>	<u>1,313</u>	<u>36,152</u>	<u>19,577</u>	<u>1,514</u>	<u>18,063</u>
Mess . . . . .	3,730	51	3,679	3,600	167	3,433	2,449	356	2,093
Printing and Reproduction . . . . .	51	1	50	48	2	46	29	4	25
Marine . . . . .	134	1	133	133	11	122	97	22	75
Unclassified . . . . .	33,941	840	33,101	32,886	1,083	31,803	16,229	1,028	15,201
Other Miscellaneous . . . . .	896	23	873	795	49	746	772	104	668
Aviation Cadet . . . . .	-	-	-	3	1	2	1	-	1
<u>Duty - Total</u>	<u>15,770</u>	<u>1,036</u>	<u>14,734</u>	<u>12,597</u>	<u>1,383</u>	<u>11,214</u>	<u>12,304</u>	<u>5,036</u>	<u>7,268</u>
Basic . . . . .	11,716	991	10,725	7,576	1,165	6,411	9,701	4,659	5,042
Guard . . . . .	2,177	22	2,155	2,778	125	2,653	1,892	289	1,603
Other Basic . . . . .	1,877	23	1,854	2,243	93	2,150	711	88	623
<u>Aviation</u>	<u>1,939</u>	<u>52</u>	<u>1,887</u>	<u>1,992</u>	<u>223</u>	<u>1,769</u>	<u>1,554</u>	<u>340</u>	<u>1,214</u>
Weather . . . . .	1,033	18	1,015	996	74	922	1,281	517	764
Chemical . . . . .	318	10	308	293	7	286	165	19	146
Photographic . . . . .	1,479	62	1,417	1,485	144	1,341	1,226	242	984
Vehicle . . . . .	7,077	100	6,977	7,045	409	6,636	4,567	841	3,726
Musician . . . . .	408	7	401	389	17	372	307	36	271
Guided Missile . . . . .	4	-	4	2	-	2	2	-	2
Transportation . . . . .	-	-	-	-	-	-	2	1	1

a/ Due to the implementation of the new 1950 Reserve Program, all reporting agencies were exempted from reporting strengths for June 1949.

Table 172.-- USAF Reserve

State, Territory, or Possession	FISCAL YEAR 1949								
	March			June			September		
	Total	Officer	Enlisted	Total	Officer	Enlisted	Total	Officer	Enlisted
<u>WORLDWIDE - Total</u> . . .	<u>419,054</u>	<u>231,590</u>	<u>187,464</u>	<u>390,172</u>	<u>238,983</u>	<u>151,189</u>	<u>417,791</u>	<u>253,310</u>	<u>164,481</u>
<u>CONTINENTAL - Total</u> . . .	<u>418,121</u>	<u>230,897</u>	<u>187,224</u>	<u>387,938</u>	<u>237,003</u>	<u>150,935</u>	<u>415,557</u>	<u>251,798</u>	<u>163,759</u>
Alabama . . . . .	7,089	3,180	3,909	5,518	3,396	2,122	5,503	3,552	1,951
Arizona . . . . .	3,015	2,175	840	2,699	1,861	838	2,681	1,819	862
Arkansas . . . . .	7,474	3,891	3,583	2,750	1,467	1,283	4,076	1,503	2,573
California . . . . .	39,958	29,596	10,362	36,534	26,092	10,442	37,131	26,385	10,746
Colorado . . . . .	7,524	3,973	3,551	7,575	3,997	3,578	6,706	3,274	3,432
Connecticut . . . . .	5,425	3,535	1,890	4,212	2,600	1,612	4,817	3,156	1,661
Delaware . . . . .	117	117	-	161	121	40	315	269	46
District of Columbia . . . . .	821	618	203	992	669	323	1,117	894	223
Florida . . . . .	8,290	4,677	3,613	7,814	5,110	2,704	8,039	5,340	2,699
Georgia . . . . .	6,379	2,881	3,498	5,681	3,557	2,124	5,826	3,464	2,362
Idaho . . . . .	1,857	758	1,099	2,390	1,325	1,065	2,141	1,106	1,035
Illinois . . . . .	25,667	15,942	9,725	24,082	14,952	9,130	28,940	17,382	11,558
Indiana . . . . .	11,220	6,214	5,006	12,002	7,067	4,935	12,024	7,098	4,926
Iowa . . . . .	8,813	4,523	4,290	8,729	4,591	4,138	8,416	4,406	4,010
Kansas . . . . .	9,059	3,976	5,083	8,859	4,076	4,783	8,475	3,841	4,634
Kentucky . . . . .	6,062	2,460	3,602	5,425	3,012	2,413	6,029	3,043	2,986
Louisiana . . . . .	2,825	1,171	1,654	4,356	3,249	1,107	6,854	3,423	3,431
Maine . . . . .	2,003	1,011	992	1,941	981	960	1,944	1,103	841
Maryland . . . . .	2,527	2,567	2,660	3,650	2,285	1,365	10,060	6,605	3,455
Massachusetts . . . . .	9,767	4,565	5,202	11,190	6,650	4,540	15,373	9,743	5,630
Michigan . . . . .	15,796	9,194	6,602	15,835	9,113	6,722	15,302	8,774	6,528
Minnesota . . . . .	6,779	4,847	1,932	7,086	4,992	2,094	7,090	5,063	2,027
Mississippi . . . . .	4,216	1,882	2,334	3,298	1,975	1,323	3,457	2,268	1,189
Missouri . . . . .	13,688	4,811	8,877	14,674	5,999	8,675	14,501	5,886	8,615
Montana . . . . .	1,208	393	815	2,015	1,197	818	1,939	1,136	803
Nebraska . . . . .	6,226	2,592	3,634	6,364	2,834	3,530	5,989	2,659	3,330
Nevada . . . . .	410	316	94	504	415	89	414	328	86
New Hampshire . . . . .	1,340	720	620	1,243	695	548	1,514	972	542
New Jersey . . . . .	12,193	7,521	4,672	13,988	8,394	5,594	16,987	10,780	6,207
New Mexico . . . . .	6,330	2,208	4,122	1,773	966	807	2,022	1,059	963
New York . . . . .	17,484	16,320	1,164	20,392	17,807	2,585	26,924	22,440	4,484
North Carolina . . . . .	4,188	2,118	2,070	5,518	3,237	2,281	5,222	3,210	2,012
North Dakota . . . . .	1,320	964	356	1,190	746	444	1,154	721	438
Ohio . . . . .	24,122	12,495	11,627	18,529	12,340	6,189	20,646	13,212	7,434
Oklahoma . . . . .	11,961	4,837	7,124	12,064	5,190	6,874	12,642	5,452	7,190
Oregon . . . . .	4,414	3,055	1,359	4,109	2,750	1,359	3,881	2,542	1,339
Pennsylvania . . . . .	32,061	13,802	18,259	27,026	16,267	10,759	27,348	16,326	11,022
Rhode Island . . . . .	1,825	1,020	805	1,586	846	740	1,957	1,161	796
South Carolina . . . . .	2,985	1,437	1,548	2,969	1,876	1,093	3,286	2,208	1,078
South Dakota . . . . .	1,497	777	720	1,752	966	786	1,535	794	741
Tennessee . . . . .	7,185	3,129	4,056	5,694	3,536	2,158	5,444	3,535	1,909
Texas . . . . .	34,306	16,751	17,555	32,211	18,409	13,802	34,874	19,046	15,828
Utah . . . . .	5,055	3,401	1,654	3,895	2,174	1,721	3,579	1,972	1,607
Vermont . . . . .	1,077	564	513	661	318	343	946	614	332
Virginia . . . . .	10,004	5,245	4,759	6,962	4,773	2,189	1,817	1,361	456
Washington . . . . .	6,822	4,860	1,962	6,065	4,102	1,963	5,870	3,907	1,963
West Virginia . . . . .	4,724	1,642	3,082	3,754	1,911	1,843	3,621	1,786	1,835
Wisconsin . . . . .	9,046	5,573	3,473	8,899	5,466	3,433	7,771	4,491	3,280
Wyoming . . . . .	1,267	593	674	1,322	651	671	1,358	689	669
<u>OVERSEAS - Total</u> . . . . .	<u>933</u>	<u>693</u>	<u>240</u>	<u>937</u>	<u>683</u>	<u>254</u>	<u>922</u>	<u>674</u>	<u>248</u>
Alaskan Air Command . . . . .	212	162	50	313	258	55	300	252	48
Caribbean Air Command . . . . .	203	165	38	232	194	38	221	183	38
Military Air Trans. Service . . . . .	518	366	152	392	231	161	401	239	162
<u>UNKNOWN - Total</u> . . . . .	<u>-</u>	<u>-</u>	<u>-</u>	<u>1,297</u>	<u>1,297</u>	<u>-</u>	<u>1,312</u>	<u>838</u>	<u>474</u>

a/ Includes 609 Officers assigned to Inactive Air Reserve.

## Strength By Location

FISCAL YEAR 1950									State, Territory, or Possession
December			March			June			
Total	Officer	Enlisted	Total	Officer	Enlisted	Total	Officer #	Enlisted	
<u>406,552</u>	<u>246,592</u>	<u>159,959</u>	<u>354,428</u>	<u>242,296</u>	<u>112,132</u>	<u>374,256</u>	<u>256,720</u>	<u>117,536</u>	<u>WORLDWIDE - Total</u>
<u>403,647</u>	<u>244,647</u>	<u>159,000</u>	<u>341,176</u>	<u>232,613</u>	<u>108,563</u>	<u>365,933</u>	<u>252,143</u>	<u>113,790</u>	<u>CONTINENTAL - Total</u>
4,864	3,121	1,743	5,764	3,530	2,234	5,996	3,710	2,286	Alabama
2,715	1,846	869	2,175	1,675	500	2,304	1,744	560	Arizona
4,036	1,489	2,547	2,565	1,524	1,041	3,083	2,016	1,067	Arkansas
39,334	27,274	12,060	32,768	24,893	7,875	34,648	25,425	9,223	California
6,716	3,283	3,433	4,624	3,195	1,429	5,512	3,999	1,513	Colorado
4,307	2,870	1,437	3,609	2,430	1,179	4,027	2,985	1,042	Connecticut
482	388	94	482	381	101	499	388	111	Delaware
1,591	1,237	354	2,303	1,811	492	2,280	1,785	495	District of Columbia
6,706	4,632	2,074	7,639	5,274	2,365	8,092	5,511	2,581	Florida
5,168	3,207	1,961	6,646	4,398	2,248	6,155	3,937	2,218	Georgia
2,170	1,115	1,055	1,342	1,112	230	1,683	1,452	231	Idaho
27,666	17,441	10,225	19,134	13,782	5,352	21,203	15,323	5,880	Illinois
13,318	7,946	5,372	8,785	6,012	2,773	9,686	6,560	3,126	Indiana
8,400	4,457	3,943	5,048	3,525	1,523	5,759	4,132	1,627	Iowa
9,362	4,240	5,122	6,022	4,011	2,011	6,439	4,396	2,043	Kansas
4,938	2,613	2,325	4,876	2,519	2,357	5,000	2,522	2,478	Kentucky
6,800	3,324	3,476	4,696	3,293	1,403	5,104	3,647	1,457	Louisiana
1,734	954	780	1,377	922	455	1,991	1,139	852	Maine
4,487	2,942	1,545	4,437	2,938	1,499	4,516	3,059	1,457	Maryland
12,490	8,075	4,415	5,768	4,361	1,407	10,037	7,601	2,436	Massachusetts
18,319	10,950	7,369	12,199	8,349	3,850	13,515	9,509	4,006	Michigan
8,203	5,606	2,597	6,197	4,445	1,752	6,588	4,664	1,924	Minnesota
2,586	1,819	767	2,948	2,140	808	3,132	2,239	893	Mississippi
14,105	5,835	8,270	8,890	5,228	3,662	9,813	5,938	3,875	Missouri
1,918	1,123	795	1,245	1,160	85	1,275	1,146	129	Montana
7,018	3,167	3,851	3,917	2,409	1,508	4,411	2,748	1,663	Nebraska
421	333	88	345	318	27	402	377	25	Nevada
1,157	624	533	1,382	1,025	357	1,581	1,043	538	New Hampshire
13,173	7,993	5,180	18,341	12,875	5,466	14,727	10,524	4,203	New Jersey
1,925	994	931	1,394	1,041	353	1,753	1,355	398	New Mexico
23,623	19,558	4,065	29,147	20,255	8,892	34,105	26,739	7,366	New York
3,988	2,797	1,191	4,425	3,243	1,182	4,484	3,253	1,231	North Carolina
1,130	718	412	806	585	221	844	613	231	North Dakota
20,641	13,754	6,887	20,571	13,827	6,744	19,902	13,236	6,666	Ohio
12,576	5,201	7,375	8,817	5,336	3,481	9,646	5,774	3,872	Oklahoma
4,362	2,712	1,650	3,875	2,523	1,352	4,144	2,617	1,527	Oregon
25,796	15,098	10,698	25,664	14,776	10,888	25,017	14,203	10,814	Pennsylvania
1,482	769	713	1,277	893	384	1,870	1,064	806	Rhode Island
2,547	1,871	676	2,395	1,757	638	2,412	1,774	638	South Carolina
1,528	788	740	1,082	710	372	1,251	872	379	South Dakota
4,690	3,166	1,524	5,334	3,506	1,828	5,692	3,526	2,166	Tennessee
35,173	19,086	16,087	25,803	17,759	8,044	29,232	19,990	9,242	Texas
3,601	1,991	1,610	2,213	1,938	275	2,358	1,949	409	Utah
754	439	335	1,105	643	462	797	497	300	Vermont
6,918	4,766	2,152	6,614	4,454	2,160	6,557	4,449	2,128	Virginia
6,227	4,114	2,113	5,422	3,825	1,597	5,786	3,923	1,863	Washington
3,561	1,821	1,740	3,386	1,710	1,676	3,426	1,785	1,641	West Virginia
7,573	4,420	3,153	5,442	3,658	1,784	6,298	4,374	1,924	Wisconsin
1,368	700	668	880	639	241	901	651	250	Wyoming
819	592	227	732	554	178	744	558	186	<u>OVERSEAS - Total</u>
211	165	46	257	210	47	282	230	52	Alaskan Air Command
222	185	37	28	28	-	39	37	2	Caribbean Air Command
386	242	144	447	316	131	423	291	132	Military Air Trans. Service
<u>2,086</u>	<u>1,354</u>	<u>732</u>	<u>12,520</u>	<u>9,129</u>	<u>3,391</u>	<u>7,579</u>	<u>4,019</u>	<u>3,560</u>	<u>UNKNOWN - Total</u>



Table 17E.- Permanent Party Personnel (Active Duty) on Duty With Air Force Reserve Training Centers

Air Force Reserve Training Centers with Numerical Designation and State Location	31 March (1949)			30 June			30 September			31 December			31 March (1950)			30 June		
	Off-icer	En-listed	Civil-ians	Off-icer	En-listed	Civil-ians	Off-icer	En-listed	Civil-ians	Off-icer	En-listed	Civil-ians	Off-icer	En-listed	Civil-ians	Off-icer	En-listed	Civil-ians
<b>TOTAL</b> . . . . .	<b>1,075</b>	<b>8,921</b>	<b>3,425</b>	<b>717</b>	<b>6,925</b>	<b>2,402</b>	<b>623</b>	<b>7,443</b>	<b>2,127</b>	<b>720</b>	<b>8,772</b>	<b>2,139</b>	<b>721</b>	<b>8,563</b>	<b>2,377</b>	<b>694</b>	<b>8,513</b>	<b>2,611</b>
2227 Wentover Air Force Base, Mass. . . . .	16	99	55	a/	a/	a/	a/	a/	a/	a/	a/	a/	a/	a/	a/	a/	a/	a/
2228 Dow Air Force Base, Maine. . . . .	5	26	8	a/	a/	a/	a/	a/	a/	a/	a/	a/	a/	a/	a/	a/	a/	a/
2229 Griffies Air Force Base, N.Y. . . . .	20	131	79	a/	a/	a/	a/	a/	a/	a/	a/	a/	a/	a/	a/	a/	a/	a/
2230 Floyd Bennett Field, N.Y. g/ . . . . .	37	240	101	35	289	120	35	357	133	38	431	128	24	338	122	21	331	113
2231 Newark Municipal Airport, N.J. . . . .	20	210	130	a/	a/	a/	a/	a/	a/	a/	a/	a/	a/	a/	a/	a/	a/	a/
2232 Stewart Air Force Base, N.Y. . . . .	14	100	49	a/	a/	a/	a/	a/	a/	a/	a/	a/	a/	a/	a/	a/	a/	a/
2233 Mitchel Air Force Base, N.Y. . . . .	b/	b/	b/	b/	b/	b/	b/	b/	b/	b/	b/	b/	b/	b/	b/	b/	b/	b/
2234 Hanscom Airport, Mass. . . . .	32	300	190	36	346	198	31	316	141	30	385	141	32	411	147	37	406	151
2235 Richmond Air Force Base, Va. . . . .	28	273	92	a/	a/	a/	a/	a/	a/	a/	a/	a/	a/	a/	a/	a/	a/	a/
2236 Godman Air Force Base, Ky. . . . .	27	206	104	29	261	106	26	288	108	29	325	95	30	365	107	27	345	111
2237 New Castle Airport, Del. . . . .	24	279	95	27	317	87	22	331	86	23	443	89	23	410	99	24	392	117
2238 Andrews Air Force Base, Md. . . . .	23	163	51	a/	a/	a/	a/	a/	a/	a/	a/	a/	a/	a/	a/	a/	a/	a/
2239 Greater Pittsburg Airport, Pa. . . . .	32	333	114	32	409	116	25	400	104	30	475	101	27	414	107	27	376	109
2240 Cleveland Airport, Ohio. . . . .	23	250	8	28	267	8	23	311	7	23	298	8	25	332	7	29	456	83
2242 Selfridge Air Force Base, Mich. . . . .	26	188	85	22	195	84	21	218	69	23	221	61	23	191	60	24	228	59
2343 Portland g/ . . . . .	e/	e/	e/	27	181	64	30	438	80	43	454	109	37	424	128	36	417	130
2344 Hill Air Force Base, Utah. . . . .	18	90	30	a/	a/	a/	a/	a/	a/	a/	a/	a/	a/	a/	a/	a/	a/	a/
2345 McChord Air Force Base, Wash. . . . .	31	108	67	a/	a/	a/	a/	a/	a/	a/	a/	a/	a/	a/	a/	a/	a/	a/
2346 Hamilton Air Force Base, Calif. . . . .	33	176	65	30	183	64	22	165	55	21	194	55	25	224	59	22	194	58
2347 Long Beach Municipal Airport, Calif. . . . .	55	564	108	54	627	109	46	613	111	54	667	117	51	666	151	48	620	174
2348 Davis-Monthan Air Force Base, Ariz. . . . .	14	92	19	a/	a/	a/	a/	a/	a/	a/	a/	a/	a/	a/	a/	a/	a/	a/
2464 Chamute Air Force Base, Ill. . . . .	11	72	24	a/	a/	a/	a/	a/	a/	a/	a/	a/	a/	a/	a/	a/	a/	a/
2465 World Chamberlin Field, Minn. g/ . . . . .	27	286	101	26	292	101	22	322	84	30	387	81	36	386	123	33	419	138
2466 Atterbury Air Force Base, Ind. . . . .	37	410	96	38	519	98	38	488	87	41	455	91	35	414	121	39	437	193
2467 Baer Air Force Base, Ind. . . . .	16	357	19	1	-	-	-	a/	a/	a/	a/	a/	a/	a/	a/	a/	a/	a/
2468 Lowery Air Force Base, Colo. . . . .	16	118	44	a/	a/	a/	a/	a/	a/	a/	a/	a/	a/	a/	a/	a/	a/	a/
2469 Scott Air Force Base, Ill. . . . .	27	149	66	23	194	70	20	209	52	22	262	50	22	262	60	21	249	61
2470 Sioux City, Iowa . . . . .	21	140	54	a/	a/	a/	a/	a/	a/	a/	a/	a/	a/	a/	a/	a/	a/	a/
2471 O'Hare Field, Ill. . . . .	51	384	403	49	382	410	47	404	347	41	499	338	49	518	338	47	614	272
2472 Fairfax Field, Kan. g/ . . . . .	26	286	94	30	296	96	26	318	81	28	425	89	29	405	94	25	370	86
2473 Offutt Air Force Base, Nebr. . . . .	12	110	53	15	201	51	16	222	38	19	234	36	25	217	60	20	215	65
2582 McDill Air Force Base, Fla. . . . .	24	141	37	d/	d/	d/	d/	d/	d/	d/	d/	d/	d/	d/	d/	d/	d/	d/
2584 Memphis Airport, Tenn. . . . .	30	300	140	34	332	143	30	352	107	36	379	108	30	385	120	32	399	126
2585 Miami International Airport, Fla. . . . .	37	199	129	38	230	128	32	279	105	37	383	101	41	446	113	33	380	118
2586 Gunter Air Force Base, Ala. . . . .	15	153	40	d/	d/	d/	d/	d/	d/	d/	d/	d/	d/	d/	d/	d/	d/	d/
2587 Birmingham Airport, Ala. . . . .	30	221	109	34	269	106	28	328	102	33	410	98	32	436	97	34	396	97
2588 Jackson Air Force Base, Miss. . . . .	25	230	110	d/	d/	d/	d/	d/	d/	d/	d/	d/	d/	d/	d/	d/	d/	d/
2589 Dobbins Air Force Base, Ga. . . . .	43	415	81	42	441	80	28	444	80	34	392	65	40	403	99	42	385	161
2590 Barksdale Air Force Base, La. . . . .	30	154	57	a/	a/	a/	a/	a/	a/	a/	a/	a/	a/	a/	a/	a/	a/	a/
2591 Ellington Air Force Base, Texas. . . . .	29	292	99	a/	a/	a/	a/	a/	a/	a/	a/	a/	a/	a/	a/	a/	a/	a/
2592 Tinker Air Force Base, Okla. . . . .	28	194	61	28	322	60	24	297	58	27	338	51	24	273	38	22	285	60
2593 Brooks Air Force Base, Texas. . . . .	28	142	55	a/	a/	a/	a/	a/	a/	a/	a/	a/	a/	a/	a/	a/	a/	a/
2596 Hensley Air Force Base, Texas. . . . .	34	340	103	39	372	103	31	343	92	31	510	91	34	420	93	30	397	90

a/ Discontinued, 27 June 1949.      b/ 2233 Organized, 7 October 1949.      c/ Organized, 6 June 1949.  
d/ Discontinued, 26 June 1949.      g/ Located at Mitchel Air Force Base until 28 June 1949.      f/ Moved to Olathe, Kans., 22 May 1950.  
g/ Minneapolis - St Paul International Airport confirmed by USAF Installations, 21 July 1950, as the correct designation of this Installation.

Table 176.-- USAF Reserve Retirements

(Officers were retired under "Title III, Public Law 810, 80th Congress", approved, 29 June 1948. The Table below for FY 1949 includes all retired officers reported in Table 219 "1948 Statistical Digest". FY 1949 figures are based on the eligible date of retirement rather than the completion of the processing date. Designated Air Forces represents the location from which the officer made application for retirement.)

Rank	Total	Air Force from Which Retired						Retirement	
		First	Fourth	Ninth	Tenth	Twelfth	Fourteenth	Date of Order	Effective Date
<b>LAST HALF FISCAL YEAR 1949</b>									
<u>Total . . . . .</u>	<u>100</u>	<u>27</u>	<u>18</u>	<u>16</u>	<u>17</u>	<u>6</u>	<u>16</u>		
<u>Brigadier General - Total</u>	<u>1</u>	-	<u>1</u>	-	-	-	-		29 Jun 1948
<u>Colonel - Total . . . . .</u>	<u>39</u>	<u>12</u>	<u>5</u>	<u>7</u>	<u>2</u>	<u>4</u>	<u>2</u>		
	21	4	4	6	1	2	4		29 Jun 1948
	4	4	-	-	-	-	-	12 Dec 1949	29 Jun 1948
	6	2	-	-	-	-	4	25 Jan 1950	29 Jun 1948
	3	-	1	1	-	-	1		31 Jul 1948
	1	-	-	-	-	1	-		30 Sep 1948
	1	1	-	-	-	-	-		31 Oct 1948
	1	-	-	-	1	-	-		31 Dec 1948
	1	1	-	-	-	-	-		31 Mar 1949
	1	-	-	-	-	1	-		31 May 1949
<u>Lieutenant Colonel - Total</u>	<u>32</u>	<u>7</u>	<u>8</u>	<u>4</u>	<u>2</u>	<u>2</u>	<u>2</u>		
	23	6	5	4	7	1	-		29 Jun 1948
	2	-	2	-	-	-	-	28 Nov 1949	29 Jun 1948
	2	-	-	-	2	-	-	12 Dec 1949	29 Jun 1948
	1	1	-	-	-	-	-		30 Sep 1948
	1	-	-	-	-	-	1		30 Nov 1948
	1	-	-	-	-	-	1		31 Dec 1948
	2	-	1	-	-	1	-		30 Apr 1949
<u>Major - Total . . . . .</u>	<u>20</u>	<u>5</u>	<u>4</u>	<u>3</u>	<u>4</u>	-	<u>4</u>		
	9	2	1	3	3	-	-		29 Jun 1948
	2	-	-	-	-	-	2	28 Nov 1949	29 Jun 1948
	2	2	-	-	-	-	-	12 Dec 1949	29 Jun 1948
	2	-	-	-	-	-	2	29 Mar 1950	29 Jun 1948
	2	-	2	-	-	-	-	12 Dec 1949	31 Oct 1948
	1	-	1	-	-	-	-		31 Oct 1948
	2	1	-	-	1	-	-		30 Jun 1949
<u>Captain - Total . . . . .</u>	<u>7</u>	<u>3</u>	-	<u>1</u>	<u>2</u>	-	<u>1</u>		
	2	-	-	-	1	-	1		29 Jun 1948
	2	2	-	-	-	-	-	25 Jan 1950	29 Jun 1948
	1	-	-	-	1	-	-		31 Jul 1948
	1	1	-	-	-	-	-		30 Sep 1948
	1	-	-	1	-	-	-		30 Apr 1949
<u>Sergeant - Total . . . . .</u>	<u>1</u>	-	-	<u>1</u>	-	-	-		
	1	-	-	1	-	-	-		29 Jun 1948
<b>FISCAL YEAR 1950</b>									
<u>Total . . . . .</u>	<u>65</u>	<u>25</u>	<u>13</u>	-	<u>13</u>	-	<u>14</u>		
<u>Colonel - Total . . . . .</u>	<u>22</u>	<u>11</u>	<u>5</u>	-	<u>2</u>	-	<u>4</u>		
	2	1	1	-	-	-	-	Nov 1949	30 Nov 1949
	2	2	-	-	-	-	-	28 Apr 1950	30 Nov 1949
	1	-	1	-	-	-	-	Dec 1949	31 Dec 1949
	4	1	2	-	1	-	-	Jan 1950	31 Jan 1950

TABLE 176.-- USAF RESERVE RETIREMENTS (CONTINUED)

(Officers were retired under "Title III, Public Law 810, 80th Congress", approved, 29 June 1948. The table below for FY 1949 includes all retired officers reported in Table 219 "1948 Statistical Digest". FY 1949 figures are based on the eligible date of retirement rather than the completion of the processing date. Designated Air Forces represents the location from which the officer made application for retirement.)

Rank	Total	Air Force from Which Retired						Retirement	
		First	Fourth	Ninth	Tenth	Twelfth	Fourteenth	Date of Order	Effective Date
FISCAL YEAR 1950 (Continued)									
Colonel (Continued) . . .	4	4	-	-	-	-	-	Feb 1950	28 Feb 1950
	3	1	-	-	1	-	1	Mar 1950	31 Mar 1950
	1	-	-	-	-	-	1	Apr 1950	30 Apr 1950
	3	1	1	-	-	-	1	May 1950	31 May 1950
	2	1	-	-	-	-	1	Jun 1950	31 Jun 1950
Lieutenant Colonel - <u>Total</u>	25	9	4	-	7	-	5		
	1	-	1	-	-	-	-	Nov 1949	30 Nov 1949
	3	2	-	-	1	-	-	Dec 1949	31 Dec 1949
	6	3	1	-	1	-	1	Jan 1950	31 Jan 1950
	3	-	-	-	2	-	1	Feb 1950	28 Feb 1950
	7	3	1	-	3	-	-	Mar 1950	31 Mar 1950
	2	1	1	-	-	-	-	Apr 1950	30 Apr 1950
	3	-	-	-	-	-	3	May 1950	31 May 1950
Major - <u>Total</u> . . . . .	9	2	2	-	1	-	2		
	1	-	1	-	-	-	-	Nov 1949	30 Nov 1949
	2	-	-	-	-	-	2	Dec 1949	31 Dec 1949
	2	-	-	-	1	-	1	Jan 1950	31 Jan 1950
	2	2	-	-	-	-	-	Feb 1950	28 Feb 1950
	2	-	2	-	-	-	-	May 1950	31 May 1950
Captain - <u>Total</u> . . . . .	7	2	1	-	1	-	2		
	1	1	-	-	-	-	-	Dec 1949	31 Dec 1949
	1	-	-	-	-	-	1	Jan 1950	31 Jan 1950
	2	2	-	-	-	-	-	Feb 1950	28 Feb 1950
	1	-	-	-	1	-	-	Apr 1950	30 Apr 1950
	1	-	-	-	-	-	1	May 1950	31 May 1950
	1	-	1	-	-	-	-	Jun 1950	30 Jun 1950
First Lieutenant - <u>Total</u>	2	-	-	-	2	-	-		
	1	-	-	-	1	-	-	Apr 1950	30 Apr 1950
	1	-	-	-	1	-	-	Jun 1950	30 Jun 1950

Source: Promotions and Separations Division, DCS/P, Hq. USAF.

TABLE 177.-- AIR FORCE RESERVE TRAINING CENTER UNITS BY TYPE

31 March 1949									
Combat or Combat Support					Service				
Type of Organization	Active	C	B	A	Units	Active	C	B	A
<b>Aggregate</b> . . . . .	<b>356</b>	<b>173</b>	<b>168</b>	<b>15</b>					
<b>Total</b> . . . . .	<b>264</b>	<b>84</b>	<b>165</b>	<b>15</b>	<b>Total</b> . . . . .	<b>92</b>	<b>89</b>	<b>3</b>	<b>-</b>
Air Division, Bomb, Hq and Hq Sq	14	4	10	-	Command AF Service, Hq and HqSq	6	6	-	-
Air Division, Recon, Hq and Hq Sq	3	1	2	-	Command Air Sv Area, Hq and HqSq	3	3	-	-
Air Division, Trp Carr, Hq & HqSq	4	-	2	2	Air Depot, Hq & Base Sv Sq	7	6	1	-
Group, Bomb, VH, Hq . . . . .	23	9	14	-	Group Air Sv, Hq & Base Sv Sq	19	18	1	-
Group, Bomb, Light, Hq . . . . .	8	-	7	1	Squadron, Air Ammunition	6	6	-	-
Group Recon, Hq . . . . .	7	2	5	-	Squadron, Air Engineering	16	15	1	-
Group, Trp Carr, Hq . . . . .	8	-	8	-	Squadron, Air Material . .	5	5	-	-
Sq, Bombardment, VH . . . . .	101	54	44	3	Squadron, Air Cargo Resup	1	1	-	-
Sq, Bombardment, L . . . . .	29	2	21	6	Squadron, Air Repair . .	5	5	-	-
Sq, Ftr, (All Wea) . . . . .	7	2	4	1	Squadron, Air Supply . .	7	7	-	-
Sq, Recon, Night Photo . . . . .	2	1	1	-	Squadron, Air Veh Repair .	4	4	-	-
Sq, Recon, Photo . . . . .	11	3	8	-	Squadron, Motor Transport	-	-	-	-
Sq, Recon, VLR, Photo-RCM . . . . .	2	1	1	-	Squadron, Topographic . .	1	1	-	-
Sq, Recon, VLR, Wea . . . . .	2	-	2	-	Squadron, Photo Tech . .	3	3	-	-
Sq, Recon, L . . . . .	-	-	-	-	Squadron, Weather . . . . .	2	2	-	-
Sq, Recon, Wea Scouting . . . . .	2	1	1	-	Section, Radio Security . .	-	-	-	-
Sq, Rescue . . . . .	1	-	1	-	Unit, AF Combat Camera . .	1	1	-	-
Sq, Tow Target . . . . .	-	-	-	-	Unit, Statistical Control	6	6	-	-
Sq, Trp Carrier . . . . .	40	4	34	2					

Type of Organization	30 Jun 1949	30 Sep 1949	31 Dec 1949	31 Mar 1950	30 Jun 1950	Remarks
<b>Air Force Reserve Training Centers a/</b>	<b>23</b>	<b>22</b>	<b>23</b>	<b>23</b>	<b>23</b>	a/ 41 Air Force Training Centers were rptd for 31 Mar 1949.
<b>AFRTG Units -- Total a a/</b>	<b>306</b>	<b>310</b>	<b>300</b>	<b>300</b>	<b>300</b>	aa/ These Units are T/O & E
<b>Wing - Total</b> . . . . .	<b>23</b>	<b>24</b>	<b>25</b>	<b>25</b>	<b>25</b>	
Bombardment, Light, Hq and Hq Sq .	5	4	5	5	5	
Troop Carrier, Medium, Hq and Hq Sq	18	20	20	20	20	
<b>Group - Total</b> . . . . .	<b>90</b>	<b>94</b>	<b>100</b>	<b>100</b>	<b>100</b>	
Bombardment, Light, Hq . . . . .	6	4	5	5	5	
Troop Carrier, Hq . . . . .	1	b/	b/	b/	b/	b/ Rdsd Medium, July 1949.
Troop Carrier, Medium, Hq . . . . .	18	20	20	20	20	
Air Base, Hq and Hq Sq . . . . .	23	24	25	25	25	
Maintenance and Supply, Hq . . . . .	23	24	25	25	25	
Medical . . . . .	19	22	25	25	25	
<b>Squadron - Total</b> . . . . .	<b>170</b>	<b>168</b>	<b>175</b>	<b>175</b>	<b>176</b>	
Bombardment, Light . . . . .	23	16	20	20	20	c/ Rdsd Medium, July 1949.
Troop Carrier . . . . .	6	g/	c/	c/	c/	
Troop Carrier, Medium . . . . .	72	80	80	80	80	
Maintenance, Bomb, Light . . . . .	5	4	5	d/	d/	d/ Rdsd Maint Sq, Mar 1950.
Maintenance, Troop, Carrier . . . . .	-	-	-	25	25	
Maintenance, Troop, Carrier, Medium	18	20	20	e/	e/	e/ Rdsd Maint Sq, Mar 1950.
Supply Bomb, Light . . . . .	5	4	5	f/	f/	f/ Rdsd Supply Sq, Mar 1950.
Supply . . . . .	-	-	-	25	25	
Supply, Troop, Carrier, Medium . . . . .	18	20	20	g/	g/	g/ Rdsd Supply Sq, Mar 1950.
Communications, Bomb, Light . . . . .	5	4	5	h/	h/	h/ Rdsd Comms Sq, Mar 1950.
Communications, Troop, Carrier . . . . .	-	-	-	25	25	
Communications, Troop, Carrier, Med	18	20	20	i/	i/	i/ Rdsd Comms Sq, Mar 1950.
Food Service . . . . .	-	-	-	-	1	
<b>Unit - Total</b> . . . . .	<b>23</b>	<b>24</b>	<b>-</b>	<b>-</b>	<b>-</b>	
Finance Disbursing, Bomb, Light . .	5	4	j/	j/	j/	j/ 1 activated Oct, 1949 ; 5 inactivated Nov, 1949
Finance Disbursing, Trp Carr, Med	18	20	k/	k/	k/	k/ Inactivated, Nov 1949

Hq and Hq Sq - Headquarters and Headquarter Squadron  
 L - Light  
 Med - Medium  
 Photo-RCM - Photographic-Radar Counter Measures  
 Resup - Resupply  
 Rdsd - Redesignated  
 Rptd - Reported  
 Sv - Services  
 Trp Carr - Troop Carrier  
 VH - Very Heavy  
 VLR - Very Long Range  
 Wea - Weather



Table 178.-- Changes Made in Air Force Reserve Training Centers

AFRTC Number	Air Force (As of 1 Jan 1949)	Changes Made Prior to and Status as of 30 June 1950
2227	First	Westover AFB, Chicopee Falls, Mass., discontinued, 27 Jun 1949.
2228	First	Dow AFB, Bangor, Me., discontinued, 27 Jun 1949.
2229	First	Griffiss AFB, Rome, N. Y., discontinued, 27 Jun 1949.
2230	First	Mitchel AFB, Hempstead, N. Y., moved 27 Jun 1949 to Floyd Bennett Naval Air Station, Brooklyn, N. Y. and arriving 28 Jun 1949.
2231	First	Newark Municipal Airport, Newark, N. J., discontinued, 27 Jun 1949.
2232	First	Stewart Field, Newburgh, N. Y., installation redesignated Stewart AFB, 23 Jun 1949, and discontinued, 27 Jun 1949.
2233	First	Mitchel AFB, (New AFRTC) Hempstead, N. Y. organized, 7 Oct 1949.
2234	First	Laurance G. Hanscom Field, Bedford, Mass.
2235	First	Byrd Field, Richmond, Va., reassigned to Ninth AF, 23 Feb 1949 and discontinued, 27 Jun 1949.
2236	First	Godman AFB, Fort Knox, Ky., reassigned to Ninth AF, 23 Feb 1949.
2237	First	Reading Municipal Airport, Reading, Pa., reassigned to Ninth AF, 23 Feb 1949, moved 17 Apr 1950, arriving at New Castle County Airport, Wilmington Del., 18 Apr 1950.
2238	First	Andrews AFB, Camp Springs, Md., reassigned to Ninth AF, 23 Feb 1949 and discontinued, 27 Jun 1950.
2239	First	Greater Pittsburgh Airport, Coraopolis, Pa., reassigned to Ninth AF, 23 Feb 1949.
2240	First	Cleveland Municipal Airport, Cleveland, Ohio, reassigned to Ninth AF 23 Feb 1949.
2242	Tenth	Selfridge AFB, Mt. Clemens, Mich.
2343	Fourth	Portland Airport, Portland, Ore., organized, 6 Jun 1949.
2344	Fourth	Hill AFB, Ogden, Utah, discontinued, 27 Jun 1949.
2345	Fourth	McChord AFB, Tacoma, Wash., discontinued, 27 Jun 1949.
2346	Fourth	Hamilton AFB, San Rafael, Calif.
2347	Fourth	Long Beach Municipal Airport, Long Beach, Calif.
2348	Fourth	Davis-Monthan AFB, Tucson, Ariz., discontinued, 27 Jun 1949.
2464	Tenth	Chanute AFB, Rantoul, Ill., discontinued, 27 Jun 1949.
2465	Tenth	Wold-Chamberlain Field, (Minneapolis-St. Paul International Airport), Minneapolis, Minn.
2466	Tenth	Stout Field, Indianapolis, Ind., Station changed to Atterbury AFB, Columbus, Ind., 27 Jun 1949.
2467	Tenth	Beer Field, Ft. Wayne, Ind., discontinued, 27 Jun 1949.
2468	Tenth	Lowry AFB, Denver, Colo., discontinued, 27 Jun 1949.
2469	Tenth	Scott AFB, Belleville, Ill.
2470	Tenth	Sioux City Municipal Airport, Sioux City, Iowa, discontinued, 27 Jun 1949.
2471	Tenth	Orchard Place Airport, Park Ridge, Ill., redesignated O'Hare Field, Chicago International Airport, Park Ridge, Ill., 8 Jul 1949.
2472	Tenth	Fairfax Field, Kansas City, Kans., Station changed to Olathe Naval Air Station, Olathe, Kans., 22 May 1950.
2473	Tenth	Offutt AFB, Omaha, Nebr.
2582	Ninth	MacDill AFB, Tampa, Fla., reassigned to Fourteenth AF, 1 Feb 1949 and discontinued, 26 Jun 1949.
2584	Ninth	Memphis Municipal Airport, Memphis, Tenn., reassigned to Fourteenth AF, 1 Feb 1949.
2585	Ninth	Miami International Airport, Miami, Fla., reassigned to Fourteenth AF, 1 Feb 1949.
2586	Ninth	Gunther AFB, Montgomery, Ala., reassigned to Fourteenth AF, 1 Feb 1949 and discontinued, 26 Jun 1949.
2587	Ninth	Birmingham Municipal Airport, Birmingham, Ala., reassigned to Fourteenth AF, 1 Feb 1949.
2588	Ninth	Hawkins Field, Jackson, Miss., reassigned to Fourteenth AF, 1 Feb 1949 and discontinued, 26 Jun 1949.
2589	Ninth	Marietta AFB, Marietta, Ga., reassigned to Fourteenth AF, 1 Feb 1949 and redesignated Doffins AFB, Marietta, Ga., 6 Feb 1950.
2590	Fourteenth	Barksdale AFB, Shreveport, La., reassigned to Twelfth AF, 12 Jan 1949 and discontinued, 27 Jun 1949.
2591	Fourteenth	Ellington AFB, Houston, Tex., reassigned to Twelfth AF, 12 Jan 1949 and discontinued, 27 Jun 1949.
2592	Fourteenth	Tinker AFB, Oklahoma City, Okla., reassigned to Twelfth AF, 12 Jan 1949.
2593	Fourteenth	Brooks AFB, San Antonio, Texas, reassigned to Twelfth AF, 12 Jan 1949 and discontinued, 27 Jun 1949.
2596	Fourteenth	Hensley Field, Dallas, Tex., reassigned to Twelfth AF, 12 Jan 1949.

Table 179.-- USAF Reserve Corollary Units

Corollary Units (T/O and E)	30 Jun 1949	30 Sep 1949	31 Dec 1949	31 Mar 1950	30. Jun 1950	Remarks
<b>Total</b>	<b>119</b>	<b>121</b>	<b>124</b>	<b>123</b>	<b>132</b>	
<b>Command - Total</b> . . . . .	2	2	2	2	-	
Air Sv. Area, Sp, Hq and Hq Sq . .	3	3	3	3	a/	a/ Rdsd Air Materiel, Sp, 1 Apr 1950.
Air Force Sv, Sp, Hq and Hq Sq . .	6	6	6	6	b/	b/ Rdsd Air Materiel, 1 Apr 1950.
<b>Area - Total</b> . . . . .	-	-	-	-	2	
Air Materiel, Sp, Hq and Hq Sq . .	-	-	-	-	3	
Air Materiel, Hq and Hq Sq . . . .	-	-	-	-	6	
<b>Wing - Total</b> . . . . .	6	6	5	5	5	
Bombardment, Med, Hq and Hq Sq . .	1	1	1	1	1	
Bombardment, Light, Hq and Hq Sq .	1	1	c/	c/	c/	c/ Inactivated, 10 Nov 1950.
Fighter, Hq and Hq Sq . . . . .	2	2	2	d/	d/	d/ Rdsd Fighter-Interceptor and Fighter- All Weather, 1 Mar 1950.
Fighter Intcp, Hq and Hq Sq . . . .	-	-	-	1	1	
Fighter-All Wea, Hq and Hq Sq . . .	-	-	-	1	1	
Troop Carr, Heavy, Hq and Hq Sq . .	-	-	-	1	1	
Troop Carr, Med, Hq and Hq Sq . . .	1	1	1	e/	e/	e/ Rdsd Troop Carrier, Heavy, 28 Jan 1950.
Air Depot . . . . .	1	1	1	1	1	
<b>Group - Total</b> . . . . .	35	36	35	36	40	
Bombardment, Heavy, Hq . . . . .	1	1	1	1	1	
Bombardment, Medium, Hq . . . . .	7	7	6	6	6	
Fighter, Hq . . . . .	2	2	2	f/	f/	f/ Rdsd Fighter-Interceptor, 1 Mar 1950 and Fighter-Escort, 16 Mar 1950.
Fighter-Escort, Hq . . . . .	-	-	-	1	1	
Fighter-Interceptor, Hq . . . . .	-	-	-	1	1	
Fighter, All Weather, Hq . . . . .	1	1	1	g/	g/	g/ Rdsd Fighter-All Weather, 1 Mar 1950
Fighter-All Weather, Hq . . . . .	-	-	-	1	1	
Strategic Recon, Hq . . . . .	1	1	1	1	1	
Troop Carrier, Heavy, Hq . . . . .	-	-	-	1	1	
Troop Carrier, Medium, Hq . . . . .	2	2	h/ 2	1	1	h/ 1 rdsd Troop Carrier, H, 28 Jan 1950.
Aircraft Control and Warning, Hq .	-	-	-	-	4	
Maintenance and Supply, Hq . . . .	6	6	6	6	6	
Maintenance, Depot, Hq . . . . .	1	1	1	1	1	
Air Base, Hq and Hq Sq . . . . .	6	6	6	6	6	
Air Base Depot, Hq and Hq Sq . . . .	3	4	4	4	4	
Medical, . . . . .	2	2	2	3	3	(1 in program not reported activated)
Medical, Depot, . . . . .	3	3	3	3	3	
<b>Squadron - Total</b> . . . . .	62	63	70	69	74	
Bombardment, Heavy . . . . .	2	2	2	2	2	
Bombardment, Medium . . . . .	8	8	8	8	8	
Bombardment, Light, Jet . . . . .	2	2	i/	i/	i/	i/ Inactivated, 10 Nov 1949.
Fighter-Escort . . . . .	-	-	-	-	1	
Fighter-Interceptor . . . . .	-	-	-	3	3	
Fighter, Jet . . . . .	2	2	2	j/	j/	j/ 1 activated as Fighter, Jet, 28 Jan 1950 and 3 rdsd Ptr-Intcp, 1, 8, 16 Mar 1950, respectively.
Fighter, Two Engine . . . . .	1	1	1	k/	k/	k/ Rdsd Fighter-Escort, 16 Mar 1950.
Fighter, All Weather . . . . .	1	1	1	l/	l/	l/ Rdsd Fighter - All Wea, 1 Mar 1950
Fighter-All Weather . . . . .	-	-	-	1	1	
Strategic Recon, Photo Mapping . . .	1	1	1	1	1	
Strategic Recon, Electronics . . . .	1	1	1	1	1	
Strategic Recon, Photo, Jet . . . . .	1	1	1	m/	m/	m/ Inactivated, 28 Jan 1950.
Troop Carrier, Heavy . . . . .	1	1	1	1	1	
Troop Carrier, Medium . . . . .	2	2	n/ 2	1	1	n/ 1 inactivated, 28 Jan 1950.
Aircraft Control and Warning . . . .	-	-	-	-	5	
Maintenance, Fighter, All Weather . .	1	1	1	o/	o/	o/ Rdsd Maintenance, Trp Carr, Heavy, 28 Jan 1950.
Maintenance . . . . .	-	-	-	3	3	p/ Rdsd Maint, Trp Carr, H, 28 Jan 1950.
Maintenance, Troop Carrier, . . . .	1	1	1	q/	q/	q/ Rdsd Maint, Trp Carr, H, 28 Jan 1950.
Aircraft Repair, Depot . . . . .	6	6	6	6	6	
Vehicle Repair, Depot . . . . .	5	5	5	5	5	o/ p/ q/ Rdsd Maintenance, Mar 1950.
Supply, Fighter, Jet . . . . .	1	1	1	r/	r/	r/ Rdsd Trp Carr, Heavy, 28 Jan 1950.
Supply, Troop Carrier, Medium . . . .	1	1	1	s/	s/	s/ Rdsd Trp Carr, Heavy, 28 Jan 1950.
Supply . . . . .	-	-	-	3	3	t/ The above 3 Sqqs were Rdsd Sup, Mar 1950

TABLE 179.-- USAF RESERVE COROLLARY UNITS (CONTINUED)

Corollary Units (T/O and E)	30 Jun 1949	30 Sep 1949	31 Dec 1949	31 Mar 1950	30 Jun 1950	Remarks
<b>Squadron - Continued</b>						
Supply, Fighter All Weather . . .	1	1	1	r/	r/	r/ Rdsqd Trp Carr, Heavy, 28 Jan 1950.
Motor Vehicle . . . . .	-	-	-	1	1	
Motor Vehicle, Fighter, All Wea . .	1	1	1	s/	s/	s/ Rdsqd Motor Vehicle, 1 Mar 1950.
General Supply, Depot . . . . .	4	4	4	4	4	
Technical Supply, Depot . . . . .	4	4	4	4	4	
Communications, Air Force . . . . .	1	1	1	1	1	
Communications, Fighter, Two Engine	1	1	1	t/	t/	t/ Rdsqd Comm Trp Carr, H, 28 Jan 1950.
Communications, Fighter, All Wea . .	1	1	1	u/	u/	u/ Rdsqd Comm Trp Carr, H, 28 Jan 1950.
Communications . . . . .	-	-	-	3	3	
Communications, Trp Carr, Medium.	1	1	1	v/	v/	v/ Rdsqd Comm Trp Carr, H, 28 Jan 1950.
Communications, Depot . . . . .	3	4	4	4	4	
Air Police, Depot . . . . .	3	3	3	3	3	
Installations . . . . .	1	1	1	w/	w/	w/ Rdsqd Installations, 1 Mar 1950
Installations, Fighter, All Wea . .	-	-	-	1	1	
<b>Units - Total . . . . .</b>	<b>7</b>	<b>7</b>	<b>2</b>	<b>4</b>	<b>4</b>	
Finance Disbursing, Fighter Jet . .	1	1	x/	x/	x/	x/ Inactivated, 3 Nov 1949.
Finance Disbursing, Two Engine . .	1	1	y/	y/	y/	y/ Inactivated, 16 Mar 1950.
Finance Disbursing, All Weather . .	1	1	z/	z/	z/	z/ Inactivated, 1 Nov 1949
Finance Disbursing, Trp Carr, Med	1	1	a/a/	a/a/	a/a/	a/a/ Inactivated, 3 Nov 1949.
Finance Disbursing, Depot . . . . .	3	3	4	4	4	
<b>T/D to Corollary Units</b>	<b>30 Jun 1949</b>	<b>30 Sep 1949</b>	<b>31 Dec 1949</b>	<b>31 Mar 1950</b>	<b>30 Jun 1950</b>	
<b>Aggregate</b>	<b>47</b>	<b>64</b>	<b>72</b>	<b>73</b>	<b>75</b>	
<b>Wing - Total . . . . .</b>	<b>4</b>	<b>4</b>	<b>2</b>	<b>2</b>	<b>2</b>	
Air Weather, Hq and Hq Sq . . . . .	1	1	1	1	1	
Basic Pilot Training, Hq and Hq Sq . .	1	1	1	1	1	
Navigator Training, Hq and Hq Sq . . .	-	-	1	1	1	
Pilot Training, Hq and Hq Sq . . . . .	1	1	1	1	1	
Technical Training, Hq and Hq Sq . . .	1	1	1	1	1	
<b>Group - Total . . . . .</b>	<b>15</b>	<b>18</b>	<b>22</b>	<b>23</b>	<b>24</b>	
Air Base, Hq and Hq Sq . . . . .	2	2	3	3	3	
Airways and Air Communications						
Service, Hq and Hq Sq . . . . .	-	-	-	-	2	
Air Transport, Hq and Hq Sq . . . . .	2	3	3	3	2	
Air Weather, Hq . . . . .	2	4	4	4	4	
Basic Pilot Training, Hq and Hq Sq . .	2	2	2	2	2	
Bombardment Training, Hq and Hq Sq . .	1	1	1	1	1	
Maintenance and Supply, Hq . . . . .	1	1	3	4	4	
Navigator Training, Hq and Hq Sq . . .	-	-	1	1	1	
Pilot Training, Hq . . . . .	3	3	3	3	3	
Technical Training, Hq and Hq Sq . . .	2	2	2	2	2	
<b>Squadrons - Total . . . . .</b>	<b>26</b>	<b>40</b>	<b>44</b>	<b>44</b>	<b>44</b>	
Airways and Air Communications						
Service . . . . .	12	22	23	23	23	
Air Transport . . . . .	10	13	12	12	9	
Base Service . . . . .	1	1	1	-	-	
Basic Pilot Training . . . . .	1	1	1	1	1	
Bombardment Training . . . . .	-	-	-	-	1	
Maintenance . . . . .	-	-	1	2	2	
Radiological Defense . . . . .	-	-	-	-	2	
Supply . . . . .	-	-	1	1	1	
Training . . . . .	2	3	5	5	5	
<b>Unit - Total . . . . .</b>	<b>2</b>	<b>2</b>	<b>2</b>	<b>2</b>	<b>2</b>	
Air Rescue . . . . .	2	2	2	2	2	

T/O and E - Table of Organization and Equipment  
T/D - Table of Distribution

TABLE 180.-- USAF RESERVE ACTIVE DUTY TRAINING

TYPE OF PERSONNEL	Jul (1949)	Aug	Sep	Oct	Nov	Dec
<b>Officer - Total</b>	<b>972</b>	<b>1,440</b>	<b>1,492</b>	<b>1,256</b>	<b>537</b>	<b>619</b>
Mob Assign	278	557	583	349	222	458
Corollary Units	24	199	302	95	182	13
AFRTC Units	616	548	535	567	127	126
VARTU	54	136	179	245	6	22
<b>Pilot - Total</b>	<b>534</b>	<b>550</b>	<b>735</b>	<b>745</b>	<b>298</b>	<b>254</b>
Mob Assign	107	212	252	125	91	168
Corollary Units	12	42	99	22	136	7
AFRTC Units	403	261	380	435	68	72
VARTU	12	35	4	163	3	7
<b>Other Rated - Total</b>	<b>132</b>	<b>193</b>	<b>177</b>	<b>162</b>	<b>39</b>	<b>50</b>
Mob Assign	35	55	81	32	18	41
Corollary Units	1	14	19	12	15	1
AFRTC Units	88	106	77	80	7	7
VARTU	8	18	-	45	1	1
<b>Non-Rated - Total</b>	<b>306</b>	<b>697</b>	<b>587</b>	<b>342</b>	<b>200</b>	<b>315</b>
Mob Assign	136	290	250	192	115	249
Corollary Units	11	143	184	61	31	5
AFRTC Units	125	181	78	52	52	47
VARTU	34	83	75	37	2	14
<b>Airmen - Total</b>	<b>147</b>	<b>157</b>	<b>168</b>	<b>427</b>	<b>283</b>	<b>90</b>
Mob Assign	-	-	-	-	-	-
Corollary Units	5	-	24	2	280	89
AFRTC Units	142	157	143	284	3	-
VARTU	-	-	1	141	-	1

TYPE OF PERSONNEL	Jan (1950)	Feb	Mar	Apr	May	Jun
<b>Officer - Total</b>	<b>538</b>	<b>699</b>	<b>857</b>	<b>1,430</b>	<b>2,831</b>	<b>7,503</b>
Mob Assign	405	564	660	988	1,188	2,127
AFRTC Units	29	77	49	93	1,225	3,229
Corollary Units	33	32	123	289	342	1,786
Mob Dsgn	1	-	-	1	6	19
VARTU	25	14	22	55	64	215
Other Vol.	5	12	3	4	6	127
<b>Pilot - Total</b>	<b>176</b>	<b>267</b>	<b>303</b>	<b>466</b>	<b>1,242</b>	<b>3,554</b>
Mob Assign	117	197	181	288	351	589
AFRTC Units	15	46	46	53	814	2,103
Corollary Units	10	15	57	115	69	813
Mob Dsgn	-	-	-	-	1	4
VARTU	4	3	16	10	4	29
Other Vol.	-	6	-	-	-	16
<b>Other Rated - Total</b>	<b>57</b>	<b>72</b>	<b>57</b>	<b>126</b>	<b>344</b>	<b>1,055</b>
Mob Assign	47	51	51	67	83	168
AFRTC Units	2	12	-	15	213	499
Corollary Units	5	4	6	35	37	360
Mob Dsgn	-	-	-	-	1	-
VARTU	3	1	-	8	10	14
Other Vol.	-	4	-	1	-	14
<b>Non-Rated - Total</b>	<b>305</b>	<b>360</b>	<b>497</b>	<b>838</b>	<b>1,245</b>	<b>2,894</b>
Mob Assign	251	316	425	633	751	1,370
AFRTC Units	12	19	3	25	198	627
Corollary Units	18	13	60	139	236	613
Mob Dsgn	1	-	-	1	4	15
VARTU	18	10	6	37	50	172
Other Vol.	5	2	3	3	6	97
<b>Airmen - Total</b>	<b>20</b>	<b>36</b>	<b>167</b>	<b>445</b>	<b>1,370</b>	<b>6,726</b>
Mob Assign	-	-	-	-	-	-
AFRTC Units	-	12	12	48	1,110	3,557
Corollary Units	26	21	151	394	251	3,156
Mob Dsgn	-	-	-	-	-	-
VARTU	4	-	4	3	9	9
Other Vol.	-	3	-	-	-	4

TABLE 181.-- USAF RESERVE PERSONNEL COMPLETING AIR FORCE ACTIVE DUTY TRAINING  
DURING FY 1950

TYPE	OFFICERS	PILOTS	OTHER RATED	NON RATED	AIRMEN
Total . . . . .	<u>20,176</u>	<u>9,123</u>	<u>2,470</u>	<u>8,583</u>	<u>10,046</u>
Mobilization Assignment. . . . .	8,419	2,714	727	4,978	-
Corollary Units. . . . .	3,420	1,397	509	1,514	4,399
Air Force Training Center Units. . . . .	7,221	4,696	1,106	1,419	5,468
Volunteer. . . . .	1,116	316	128	672	179

TABLE 182.-- USAF RESERVE INACTIVE DUTY MAN TRAINING PERIODS FOR PAY: FY 1950

Personnel By Type	Total	Jul (1949)	Aug	Sep	Oct	Nov	Dec
<u>Officers - Total</u> . . . . .	<u>633,174</u>	<u>29,236</u>	<u>31,129</u>	<u>36,663</u>	<u>39,843</u>	<u>42,747</u>	<u>49,683</u>
Mobilization . . . . .	261,612	9,428	11,658	13,784	15,164	17,187	20,007
Corollary. . . . .	125,632	6,083	5,832	8,133	8,762	8,517	10,561
Air Force Training Center. . . . .	245,930	13,725	13,639	14,746	15,917	17,043	19,115
<u>Enlisted - Total</u> . . . . .	<u>423,930</u>	<u>9,364</u>	<u>13,563</u>	<u>13,663</u>	<u>22,454</u>	<u>23,880</u>	<u>30,131</u>
Corollary. . . . .	126,023	3,577	4,707	4,312	5,163	5,574	7,460
Air Force Training Center. . . . .	297,907	5,787	8,856	9,251	17,291	18,306	22,671
	Jan (1950)	Feb	Mar	Apr	May	Jun	
<u>Officers - Total</u> . . . . .	<u>53,864</u>	<u>61,272</u>	<u>71,819</u>	<u>71,452</u>	<u>70,741</u>	<u>74,725</u>	
Mobilization . . . . .	22,825	25,824	32,087	29,233	30,506	33,909	
Corollary. . . . .	11,155	12,218	10,393	14,661	14,542	14,775	
Air Force Training Center. . . . .	19,884	23,230	29,339	27,558	25,693	26,041	
<u>Enlisted - Total</u> . . . . .	<u>32,565</u>	<u>41,866</u>	<u>55,538</u>	<u>59,113</u>	<u>61,616</u>	<u>60,277</u>	
Corollary. . . . .	8,239	11,741	14,930	17,899	21,286	21,135	
Air Force Training Center. . . . .	24,326	30,125	40,608	41,214	40,330	39,142	

TABLE 183.-- FUNDS ADMINISTERED AS DIRECT SUPPORT FROM ARMY APPROPRIATIONS  
FOR THE USAF RESERVE: FY'S 1948 AND 1949

(The data for 1948 and 1949, represented in this table are revisions of figures contained in Table 228 of USAF Statistical Digest, 1948 ".)

Project Title	Actual Obligations as of 30 June 1949	
	For FY 1948	For FY 1949
<b>Total</b> . . . . .	<b>\$33,690,978</b>	<b>\$65,459,562</b>
511 Pay, Travel, Allowances, etc. . . . .	4,841,569	5,529,258
512 Pay of Civilian Employees . . . . .	6,392,536	10,236,013
513 Travel of Army Personnel in Connection With Organized Reserve Corps . . . . .	378,052	612,157
514 Procurement, Transportation, and Other Expenses . . . . .	19,723,589	43,336,805
515 Printing and Binding . . . . .	-	302,746
516 Rents and Utilities . . . . .	2,228,296	2,606,451
517 Miscellaneous Expenses. . . . .	126,936	209,999
518 Pay and Allowances, Members of Organized Reserve Corps . . . . .	-	2,605,405
519 Transportation, Subsistence in Kind, etc. . . . .	-	20,728
520 Recruiting Expenses . . . . .	-	-

Source: Finance Management Division, Directorate of Budget, DCS/Comptroller, Hq. USAF.

TABLE 184.-- OBLIGATIONS DURING FY 1950 FROM 1950 FUNDS APPROPRIATED FOR USAF RESERVES

Budget Program Title	Actual Obligations for FY 1950 as of 30 June 1950		
	Net Obligations	Anticipated Reimbursements	Gross Obligations
<b>Total</b> . . . . .	<b>\$ 79,396,778</b>	<b>\$ 2,370,371</b>	<b>\$ 72,767,149</b>
Commercial Transportation . . . . .	755,443	-	755,443
Gross Servicing Between Army, Navy and Air Force. . . . .	-	371	371
Depot Maintenance and Supply Operations . . . . .	3,631,164	-	3,631,164
First Destination Transportation. . . . .	206,000	-	206,000
Maintenance and Operation, Aircraft . . . . .	21,338,694	2,370,000	23,708,694
Maintenance and Operation of Installations . . . . .	11,147,364	-	11,147,364
Organization, Base and Maintenance Supplies, and Equipment . . . . .	10,433,452	-	10,433,452
Pay of the Air Force Reserve. . . . .	17,757,768	-	17,757,768
Printing and Reproduction . . . . .	144,597	-	144,597
Subsistence, Individual Clothing, and Equipage . . . . .	866,217	-	866,217
Training. . . . .	3,195,352	-	3,195,352
Travel - Air Force Reserve. . . . .	920,727	-	920,727

Source: Finance Management Division, Directorate of Budget, DCS/Comptroller, Hq. USAF.

TABLE 185.-- FUNDS ADMINISTERED BY USAF AS DIRECT SUPPORT FROM ARMY APPROPRIATIONS FOR  
AF RESERVE OFFICER TRAINING CORPS: FY'S 1948 AND 1949

(The data for 1948 and 1949, represented in this table, are revisions of figures contained in Table 232 of  
"USAF Statistical Digest, 1948".)

Project Title	Actual Obligations as of 30 June 1949	
	For FY 1948	For FY 1949
<b>Total</b> . . . . .	<b>\$ 986,399</b>	<b>\$ 4,306,670</b>
511 Pay, Travel, Allowances, etc. . . . .	433,103	2,965,464
512 Pay of Civilian Employees . . . . .	14,667	63,400
513 Travel and Other Expenses, Army Personnel (ROTC) . . . . .	91,946	208,724
514 Procurement, Transportation, and Other Expenses . . . . .	401,586	723,488
515 Printing and Binding. . . . .	-	241,043
516 Miscellaneous Operating Expenses. . . . .	45,097	104,551

Source: Finance Management Division, Directorate of Budget, DCS/Comptroller, Hq. USAF.

TABLE 186.-- OBLIGATIONS DURING FY 1950 FROM 1950 FUNDS APPROPRIATED FOR USAF RESERVES

Budget Program Title	Actual Obligations for FY 1950 as of 30 June 1950		
	Net Obligations	Anticipated Reimbursements	Gross Obligations
<b>Total</b> . . . . .	<b>\$ 7,409,673</b>	-	<b>\$ 7,409,673</b>
Commercial Transportation. . . . .	159,113	-	159,113
First Destination Transportation . . . . .	46,500	-	46,500
Maintenance and Operation of Installations . . . . .	2,451,602	-	2,451,602
Pay and Allowances of ROTC Students. . . . .	4,673,418	-	4,673,418
Printing and Reproduction. . . . .	79,040	-	79,040

Source: Finance Management Division, Directorate of Budget, DCS/Comptroller, Hq. USAF.

TABLE 187.-- FORMALLY ENROLLED USAF RESERVE OFFICER TRAINING CORPS STUDENTS BY INSTITUTION, BY YEAR OF COURSE

Institution	FY 1949						FY 1950								
	February			June			October			February			June		
	Total	Basic	Advanced	Total	Basic	Advanced	Total	Basic	Advanced	Total	Basic	Advanced	Total	Basic	Advanced
<b>Total</b> . . . . .	<b>28,234</b>	<b>29,501</b>	<b>8,733</b>	<b>36,789</b>	<b>28,108</b>	<b>8,681</b>	<b>47,705</b>	<b>35,650</b>	<b>12,055</b>	<b>44,713</b>	<b>33,016</b>	<b>11,697</b>	<b>42,423</b>	<b>31,065</b>	<b>11,357</b>
Akron, University of, Ohio . . . . .	263	200	63	262	200	62	351	273	78	306	231	75	301	226	75
Alabama, University of, Ala . . . . .	668	520	148	673	516	157	809	625	184	706	511	195	619	446	173
Alabama Polytechnic Institute, Ala . . . . .	377	271	106	362	258	104	473	357	116	403	309	94	364	280	84
Arizona State College, Ariz . . . . .	240	218	22	237	217	20	369	330	39	356	323	33	350	318	32
Arizona, University of, Ariz . . . . .	455	376	79	443	365	78	484	370	114	459	352	107	444	340	104
Arkansas, University of, Ark . . . . .	360	252	108	353	247	106	405	271	134	378	248	130	369	241	128
Ball State Teachers, Ind . . . . .	142	113	29	117	90	27	158	117	41	135	98	37	115	79	36
Baylor University, Tex . . . . .	142	115	27	134	107	27	236	163	73	249	161	88	257	159	98
Boston University, Mass . . . . .	285	233	52	281	229	52	378	275	103	339	267	102	328	227	101
Bradley University, Ill . . . . .	140	113	27	133	107	26	244	174	70	228	160	68	198	133	65
Butler University, Ind . . . . .	85	58	27	79	52	27	189	106	83	170	96	74	164	91	73
California, University of, (UCLA) Calif . . . . .	515	432	83	503	422	81	715	627	88	779	702	77	678	600	78
Citadel, S. C . . . . .	253	152	101	254	160	94	272	162	130	263	137	126	251	136	115
Cincinnati, University of, Ohio . . . . .	385	234	151	370	223	147	334	228	106	398	262	136	370	235	135
Clemson, S. C . . . . .	320	221	99	318	217	101	389	283	106	347	230	117	287	170	117
Coe College, Iowa . . . . .	160	120	40	155	115	40	180	133	47	172	127	45	167	121	46
Colgate, N. Y . . . . .	155	117	38	155	117	38	157	112	45	140	98	42	138	98	40
Colorado A and M, Colo . . . . .	521	439	82	466	386	80	600	498	102	738	637	101	653	556	97
Connecticut, University of, Conn . . . . .	381	294	87	378	289	89	590	490	100	669	572	97	638	544	94
Cornell University, N. Y . . . . .	423	363	60	423	363	60	719	610	109	662	556	106	646	544	102
Denver, University of, Colo . . . . .	145	33	112	129	26	103	88	10	78	90	10	80	86	10	76
Detroit, University of, Mich . . . . .	-	-	-	-	-	-	71	35	36	95	56	39	89	56	33
Duke University, N. C . . . . .	-	-	-	-	-	-	41	41	-	64	64	-	63	63	-
Duquesne, Pa . . . . .	384	306	78	365	289	76	421	307	114	420	306	114	401	291	110
East Carolina Teachers, N. C . . . . .	71	38	33	71	38	33	95	36	59	114	58	56	106	44	62
East Texas State Teachers College, Tex . . . . .	-	-	-	-	-	-	185	150	35	210	165	45	193	150	43
Florida State University, Fla . . . . .	-	-	-	-	-	-	119	69	50	100	58	42	90	51	39
Florida, University of, Fla . . . . .	660	511	149	640	496	144	862	693	169	818	656	162	774	618	156
Fordham University, N.Y . . . . .	368	273	95	351	257	94	344	225	119	321	202	119	314	195	119
Fresno State College, Calif . . . . .	79	57	22	76	55	21	69	31	38	65	30	35	63	28	35
Georgetown University, Washington, D. C . . . . .	186	126	60	182	123	59	182	113	69	174	104	70	169	100	69
Georgia Tech., Ga . . . . .	263	181	82	257	174	83	417	290	127	392	255	137	375	242	133
Georgia, University of, Ga . . . . .	229	129	100	226	129	97	253	152	101	258	151	107	229	122	107
Gettysburg College, Pa . . . . .	119	88	31	118	87	31	166	124	42	160	119	41	156	115	41
Harvard University, Mass . . . . .	134	85	49	133	85	48	112	68	44	108	67	41	106	67	39
Hawaii, University of, Hawaii . . . . .	-	-	-	-	-	-	222	194	28	201	174	27	205	178	27
Howard University, Washington, D. C . . . . .	270	206	64	254	193	61	302	219	83	274	206	68	272	204	68



Idaho, University of, Idaho . . . . .	282	190	92	283	190	93	446	350	96	389	301	88	388	300	88
Illinois, University of, Ill. . . . .	443	397	46	421	375	46	663	600	63	496	435	61	475	415	60
Indiana, University of, Ind . . . . .	936	836	100	763	663	100	979	835	144	894	756	138	895	757	138
Iowa State, Iowa . . . . .	599	510	89	536	448	88	795	682	113	688	575	113	589	477	112
Iowa, University of, Iowa . . . . .	600	511	89	475	390	85	562	452	110	527	419	108	522	414	108
Johns Hopkins University, Md. . . . .	196	158	38	191	153	38	96	65	31	91	63	28	88	60	28
Kansas State Teachers College, Kans . . . . .	480	397	83	479	397	82	696	586	110	635	527	108	621	517	104
Kansas, University of, Kans . . . . .	220	95	125	224	100	124	219	84	135	218	91	127	213	90	123
Kentucky, University of, Ky . . . . .	698	551	147	662	515	147	741	537	204	715	518	197	678	488	190
Lehigh University, Pa . . . . .	372	314	58	368	311	57	606	540	66	540	478	62	538	476	62
Louisiana Polytechnic Institute, La . . . . .	-	-	-	-	-	-	107	88	19	93	74	19	84	67	17
Louisiana State University, La . . . . .	533	422	111	530	420	110	523	359	164	473	324	149	451	306	145
Louisville, University of, Ky . . . . .	-	-	-	-	-	-	66	66	-	84	84	-	78	78	-
Loyola University, California . . . . .	256	228	28	250	223	27	356	283	73	351	279	72	340	270	70
Maryland, University of, Md . . . . .	842	786	56	836	784	52	1,804	1,649	155	1,675	1,522	153	1,643	1,494	149
Mass. Institute of Technology, Mass . . . . .	371	305	66	361	295	66	389	302	87	332	247	85	326	211	85
Massachusetts, University of, Mass . . . . .	270	210	60	271	210	61	385	288	97	361	266	95	355	262	93
Miami, University of, Fla . . . . .	202	165	37	195	160	35	292	166	126	280	141	139	258	127	131
Miami University, Ohio . . . . .	-	-	-	-	-	-	83	49	34	85	51	34	83	49	34
Michigan College of M and T, Mich . . . . .	194	120	74	186	112	74	196	125	71	181	109	72	169	101	68
Michigan State, Mich . . . . .	657	500	157	627	476	151	903	723	180	831	651	180	755	576	179
Michigan, University of, Mich . . . . .	193	139	54	186	132	54	133	63	70	110	49	61	108	47	61
Minnesota, University of, Minn . . . . .	315	162	153	277	136	141	373	186	187	350	182	168	312	160	152
Mississippi State College, Miss . . . . .	392	244	148	384	238	146	365	233	132	354	227	127	342	219	123
Mississippi, University of, Miss . . . . .	201	133	68	197	131	66	203	127	76	190	118	72	176	105	71
Missouri, University of, Mo . . . . .	694	573	121	685	566	119	715	556	159	690	542	148	669	527	142
Montana School of Mines, Mont . . . . .	-	-	-	-	-	-	54	40	14	46	36	10	46	36	10
Montana State College, Mont . . . . .	271	242	29	230	201	29	288	237	51	261	215	46	256	211	45
Montana State University, Mont . . . . .	253	220	33	220	187	33	326	278	48	311	266	45	269	228	41
Nebraska, University of, Nebr . . . . .	395	322	73	388	315	73	466	372	94	420	330	90	413	323	90
Nevada, University of, Nevada . . . . .	195	150	45	193	147	46	32	-	32	32	-	32	32	-	32
Newark College of Engineering, N. J . . . . .	-	-	-	-	-	-	89	55	34	89	56	33	90	58	32
New Hampshire, University of, N. H. . . . .	347	280	67	346	279	67	512	389	123	482	359	123	474	351	123
New Mexico A and M, N. Mex . . . . .	197	133	64	191	127	64	269	182	87	228	150	78	218	144	74
New Mexico, University of, N. Mex . . . . .	-	-	-	-	-	-	77	37	40	74	36	38	69	32	37
New York University, N. Y . . . . .	377	307	70	376	307	69	404	328	76	424	348	76	409	335	74
North Carolina State, N. C . . . . .	348	281	67	333	265	68	367	277	90	338	247	91	307	217	90
North Carolina, University of, N. C . . . . .	225	136	89	217	129	88	236	103	133	250	124	126	252	133	119
North Dakota Argiculture, N. Dak . . . . .	300	265	35	225	191	34	340	281	59	321	262	59	235	177	58
North Dakota, University of, N. Dak . . . . .	228	191	37	224	187	37	245	199	46	165	121	44	161	117	44
Notre Dame, Ind . . . . .	219	159	60	212	155	57	184	117	67	162	102	60	156	97	59
Ohio State University, Ohio . . . . .	1,087	974	113	1,009	893	116	1,676	1,520	156	1,561	1,407	154	1,427	1,278	149
Ohio University, Ohio . . . . .	535	486	49	535	486	49	551	431	120	657	532	125	689	569	120
Ohio Wesleyan, Ohio . . . . .	-	-	-	-	-	-	30	14	16	39	24	15	34	21	13
Oklahoma A and M, Okla . . . . .	589	476	113	566	460	106	804	671	133	724	587	137	665	529	136
Oklahoma, University of, Okla . . . . .	672	522	150	657	508	149	708	522	186	640	461	179	628	450	178
Oregon State Agriculture, Ore . . . . .	500	411	89	472	384	88	617	523	94	532	449	83	487	420	67
Oregon, University of, Ore . . . . .	460	404	56	455	399	56	495	436	59	455	395	60	400	341	59
Pennsylvania State, Pa . . . . .	750	665	85	696	611	85	1,052	886	166	975	817	158	950	792	158
Pennsylvania, University of, Pa . . . . .	197	137	60	196	136	60	214	124	90	193	107	86	192	105	87

TABLE 187.-- FORMALLY ENROLLED USAF RESERVE OFFICER TRAINING CORPS STUDENTS BY INSTITUTION, BY YEAR OF COURSE (CONTINUED)

Institution	FY 1949						FY 1950								
	February			June			October			February			June		
	Total	Basic	Advanced	Total	Basic	Advanced	Total	Basic	Advanced	Total	Basic	Advanced	Total	Basic	Advanced
Pittsburg, University of, Pa . . . . .	316	197	119	314	196	118	345	221	124	324	201	123	307	187	120
Purdue University, Ind . . . . .	468	401	67	509	442	67	542	448	94	458	364	94	460	366	94
Rensselaer, N. Y . . . . .	-	-	-	-	-	-	97	56	41	91	50	41	91	50	41
Rutgers University, N. Y . . . . .	511	454	57	511	454	57	561	468	93	517	427	90	508	418	90
St. Louis, University of, Mo . . . . .	563	384	179	611	422	189	651	352	299	591	308	283	529	263	266
St. Thomas College, Minn . . . . .	486	420	66	474	409	65	699	524	175	611	455	156	611	458	153
San Jose State College, Calif. . . . .	196	89	107	177	69	108	192	76	116	146	63	83	132	55	77
South Carolina, University of, S. C. . . . .	-	-	-	-	-	-	87	47	40	142	100	42	135	94	41
South Dakota State, S. Dak . . . . .	270	230	40	213	174	39	165	123	42	160	120	40	154	115	39
Southern California, University of, Calif. . . . .	111	46	65	109	45	64	142	40	102	127	36	91	127	36	91
Southern Methodist, Tex. . . . .	233	132	101	234	135	99	272	69	203	245	61	184	241	60	181
Southwestern Louisiana Institute, La . . . . .	279	221	58	272	217	55	213	125	88	213	120	93	207	86	121
Stanford University, Calif . . . . .	174	126	48	159	118	41	131	75	56	120	60	60	106	53	53
State College of Washington, Wash. . . . .	439	439	-	491	399	92	600	468	132	524	405	119	510	399	111
Stevens Institute of Technology, N. J. . . . .	-	-	-	-	-	-	128	96	32	103	74	29	103	74	29
Superior State College, Wis. . . . .	104	84	20	104	84	20	237	204	33	216	182	34	213	179	34
Syracuse University, N. Y. . . . .	182	93	89	180	92	88	292	158	134	272	144	128	265	144	121
Tennessee, University of, Tenn. . . . .	127	80	47	106	59	47	126	88	38	113	78	35	97	61	36
Texas A and M, Tex . . . . .	1,224	872	352	1,174	826	348	1,505	1,060	445	1,273	841	432	1,257	833	424
Texas Tech., Tex . . . . .	262	148	114	260	147	113	262	138	124	240	127	113	235	124	111
Texas, University of, Tex. . . . .	316	151	165	295	135	160	311	108	203	332	124	208	314	119	195
Tulane University, La. . . . .	193	122	71	181	110	71	165	84	81	151	81	70	143	75	68
Tulsa, University of, Okla . . . . .	-	-	-	-	-	-	115	60	55	98	49	49	92	45	47
Tuskegee Institute, Ala. . . . .	229	146	83	231	148	83	300	202	98	303	204	99	294	195	99
Trinity College, Conn. . . . .	99	83	16	98	83	15	150	128	22	146	125	21	143	123	20
Union College, N. Y. . . . .	-	-	-	-	-	-	65	58	7	62	55	7	62	55	7
Utah State Agriculture, Utah . . . . .	641	367	274	627	367	260	730	416	314	746	406	340	610	287	323
Utah, University of, Utah . . . . .	257	140	117	223	107	116	246	128	118	230	104	126	204	86	118
Virginia Military Institute (VMI), Va. . . . .	232	133	99	232	133	99	303	166	137	280	150	130	279	149	130
Virginia Polytechnic Institute, (VPI), Va. . . . .	349	256	93	340	258	82	429	307	122	410	280	130	400	268	132
Washburn Municipal University, Kans. . . . .	92	69	23	88	66	22	101	67	34	83	53	30	82	52	30
Washington, University of, Wash. . . . .	550	391	159	532	381	151	687	566	121	562	559	103	600	516	84
Wayne University, Mich . . . . .	187	133	54	182	130	52	163	96	67	149	88	61	142	80	62
West Kentucky State Teachers, Ky . . . . .	135	115	20	134	114	20	228	160	68	230	166	64	223	162	61
West Virginia University, W. Va. . . . .	458	369	89	458	369	89	504	392	112	429	322	107	424	316	108
Wichita, University of, Kans . . . . .	188	117	71	181	112	69	201	129	72	185	114	71	183	112	71
Williams College, Mass . . . . .	154	127	27	153	127	26	121	81	40	117	78	39	117	78	39
Wisconsin, University of, Wis . . . . .	447	386	61	446	385	61	573	475	98	533	442	91	484	392	92
Wyoming, University of, Wyo. . . . .	252	222	30	225	196	29	109	83	26	88	65	23	76	54	22
Yale, Conn . . . . .	241	177	64	239	175	64	224	151	73	220	147	73	219	146	73

TABLE 188.-- FORMALLY ENROLLED USAF RESERVE OFFICER TRAINING CORPS STUDENTS BY ROTC SPECIALTY

(Prior to the beginning of the 1949-1950 school year, October 1949, only 2nd year advanced students were given specialized courses of instruction.)

By Year of Course and Specialty	FY 1949						FY 1950								
	February			June			October			February			June		
	Total	Other Than Negro	Negro	Total	Other Than Negro	Negro	Total	Other Than Negro	Negro	Total	Other Than Negro	Negro	Total	Other Than Negro	Negro
<b>Total</b>	<b>38,234</b>	<b>37,565</b>	<b>669</b>	<b>36,789</b>	<b>36,180</b>	<b>609</b>	<b>47,705</b>	<b>46,940</b>	<b>765</b>	<b>44,713</b>	<b>43,988</b>	<b>725</b>	<b>42,422</b>	<b>41,720</b>	<b>702</b>
First Year Basic - Total . . . . .	19,374	19,066	308	18,336	18,067	269	20,686	20,354	332	19,149	18,833	316	17,739	17,444	295
Second Year Basic - Total . . . . .	10,127	9,939	188	9,772	9,600	172	14,964	14,747	217	13,867	13,659	208	13,326	13,118	208
First Year Advanced - Total . . . . .	5,412	5,328	84	5,405	5,325	80	6,901	6,778	123	6,657	6,541	116	6,474	6,360	114
Second Year Advanced - Total . . . . .	3,321	3,232	89	3,276	3,188	88	5,154	5,061	93	5,040	4,955	85	4,883	4,798	85
<b>Administration and Supply - Total . . . . .</b>	<b>1,834</b>	<b>1,816</b>	<b>18</b>	<b>1,843</b>	<b>1,825</b>	<b>18</b>	<b>15,005</b>	<b>14,861</b>	<b>144</b>	<b>15,322</b>	<b>15,156</b>	<b>166</b>	<b>14,870</b>	<b>14,742</b>	<b>128</b>
2nd Year Basic . . . . .	-	-	-	-	-	-	8,175	8,099	76	8,782	8,675	107	8,539	8,467	72
1st Year Advanced . . . . .	-	-	-	-	-	-	3,937	3,900	37	3,787	3,757	30	3,625	3,598	27
2nd Year Advanced . . . . .	1,834	1,816	18	1,843	1,825	18	2,893	2,862	31	2,753	2,724	29	2,706	2,677	29
<b>Aircraft Maintenance Engineering - Total . . . . .</b>	<b>573</b>	<b>572</b>	<b>1</b>	<b>549</b>	<b>548</b>	<b>1</b>	<b>3,616</b>	<b>3,611</b>	<b>5</b>	<b>3,608</b>	<b>3,606</b>	<b>2</b>	<b>3,419</b>	<b>3,416</b>	<b>3</b>
2nd Year Basic . . . . .	-	-	-	-	-	-	1,930	1,926	4	1,907	1,906	1	1,766	1,765	1
1st Year Advanced . . . . .	-	-	-	-	-	-	940	940	-	907	907	-	936	935	1
2nd Year Advanced . . . . .	573	572	1	549	548	1	746	745	1	794	793	1	717	716	1
<b>Air Installations - Total . . . . .</b>	<b>-</b>	<b>-</b>	<b>-</b>	<b>-</b>	<b>-</b>	<b>-</b>	<b>671</b>	<b>671</b>	<b>-</b>	<b>723</b>	<b>723</b>	<b>-</b>	<b>690</b>	<b>690</b>	<b>-</b>
2nd Year Basic . . . . .	-	-	-	-	-	-	337	337	-	377	377	-	350	350	-
1st Year Advanced . . . . .	-	-	-	-	-	-	210	210	-	215	215	-	208	208	-
2nd Year Advanced . . . . .	-	-	-	-	-	-	124	124	-	131	131	-	132	132	-
<b>Armament - Total . . . . .</b>	<b>163</b>	<b>163</b>	<b>-</b>	<b>160</b>	<b>160</b>	<b>-</b>	<b>579</b>	<b>577</b>	<b>2</b>	<b>796</b>	<b>794</b>	<b>2</b>	<b>760</b>	<b>758</b>	<b>2</b>
2nd Year Basic . . . . .	-	-	-	-	-	-	256	254	2	446	444	2	426	424	2
1st Year Advanced . . . . .	-	-	-	-	-	-	164	164	-	193	193	-	180	180	-
2nd Year Advanced . . . . .	163	163	-	160	160	-	159	159	-	157	157	-	154	154	-
<b>Communications - Total . . . . .</b>	<b>236</b>	<b>236</b>	<b>-</b>	<b>233</b>	<b>232</b>	<b>-</b>	<b>2,060</b>	<b>2,057</b>	<b>3</b>	<b>2,000</b>	<b>1,990</b>	<b>10</b>	<b>1,896</b>	<b>1,894</b>	<b>2</b>
2nd Year Basic . . . . .	-	-	-	-	-	-	1,087	1,086	1	1,050	1,048	2	994	994	-
1st Year Advanced . . . . .	-	-	-	-	-	-	599	597	2	585	580	5	546	544	-
2nd Year Advanced . . . . .	236	236	-	233	232	-	374	374	-	365	362	3	356	356	-
<b>Comptroller-in-Chief - Total . . . . .</b>	<b>267</b>	<b>263</b>	<b>4</b>	<b>242</b>	<b>239</b>	<b>3</b>	<b>1,992</b>	<b>1,978</b>	<b>14</b>	<b>1,938</b>	<b>1,927</b>	<b>11</b>	<b>1,881</b>	<b>1,868</b>	<b>13</b>
2nd Year Basic . . . . .	-	-	-	-	-	-	993	989	4	964	957	7	913	910	3
1st Year Advanced . . . . .	-	-	-	-	-	-	519	515	4	511	510	1	516	512	4
2nd Year Advanced . . . . .	267	263	4	242	239	3	480	474	6	463	460	3	452	446	6
<b>Transportation - Total . . . . .</b>	<b>248</b>	<b>182</b>	<b>66</b>	<b>249</b>	<b>183</b>	<b>66</b>	<b>1,407</b>	<b>1,142</b>	<b>265</b>	<b>1,122</b>	<b>904</b>	<b>218</b>	<b>1,116</b>	<b>857</b>	<b>259</b>
2nd Year Basic . . . . .	-	-	-	-	-	-	568	438	130	316	227	89	312	182	130
1st Year Advanced . . . . .	-	-	-	-	-	-	461	381	80	429	349	80	438	358	80
2nd Year Advanced . . . . .	248	182	66	249	183	66	378	323	55	377	328	49	366	317	49
<b>Public Information - Total a/ . . . . .</b>	<b>-</b>	<b>-</b>	<b>-</b>	<b>-</b>	<b>-</b>	<b>-</b>	<b>55</b>	<b>55</b>	<b>-</b>	<b>55</b>	<b>55</b>	<b>-</b>	<b>51</b>	<b>51</b>	<b>-</b>
2nd Year Basic . . . . .	-	-	-	-	-	-	25	25	-	25	25	-	26	26	-
1st Year Advanced . . . . .	-	-	-	-	-	-	30	30	-	30	30	-	25	25	-
2nd Year Advanced . . . . .	-	-	-	-	-	-	-	-	-	-	-	-	-	-	-
<b>General ROTC Course - Total b/ . . . . .</b>	<b>-</b>	<b>-</b>	<b>-</b>	<b>-</b>	<b>-</b>	<b>-</b>	<b>1,634</b>	<b>1,634</b>	<b>-</b>	<b>-</b>	<b>-</b>	<b>-</b>	<b>-</b>	<b>-</b>	<b>-</b>
2nd Year Basic . . . . .	-	-	-	-	-	-	1,593	1,593	-	-	-	-	-	-	-
1st Year Advanced . . . . .	-	-	-	-	-	-	41	41	-	-	-	-	-	-	-
2nd Year Advanced . . . . .	-	-	-	-	-	-	-	-	-	-	-	-	-	-	-

a/ This course is not a standard specialized option, but it is an approved option for the Univ. of N.C. only.  
 b/ Students in this category are those students who, for various reasons, have not chosen a specialized option.

TABLE 189.-- CIVIL AIR PATROL PERSONNEL

End of Month		Enrollment (Active and Inactive) By Class						
		Total	Total		Senior		Cadet	
			Male	Female	Male	Female	Male	Female
<u>1949</u>								
March	159,809	133,361	26,448	118,068	22,161	15,293	4,287	
June	158,292	125,819	32,473	110,276	28,105	15,543	4,368	
September	155,886	124,178	31,708	113,426	28,572	10,752	3,136	
December	160,575	128,228	32,347	116,169	28,927	12,059	3,420	
<u>1950</u>								
March	165,695	132,578	33,117	118,971	29,221	13,607	3,896	
June	175,141	140,442	34,699	122,785	29,743	17,657	4,956	

End of Month		Participants (Active Personnel) By Class						
		Total	Total		Senior		Cadet	
			Male	Female	Male	Female	Male	Female
<u>1949</u>								
March	110,703	92,858	17,845	77,565	13,558	15,293	4,287	
June	70,020	57,971	12,049	42,428	7,681	15,543	4,368	
September	48,442	39,938	8,504	29,186	5,341	10,752	3,163	
December	48,240	39,988	8,252	27,929	4,832	12,059	3,420	
<u>1950</u>								
March	52,740	43,849	8,891	30,242	4,995	13,607	3,896	
June	61,081	50,751	10,330	33,094	5,374	17,657	4,956	

End of Month	Total	Participants (Active Personnel) By Type							
		Total		Officers		Enlisted		Cadet	
		Male	Female	Male	Female	Male	Female	Male	Female
<u>1949</u>									
March	110,703	92,858	17,845	5,634	483	71,931	13,075	15,293	4,287
June	70,020	57,971	12,049	4,989	402	37,439	7,279	15,543	4,368
September	48,442	39,938	8,504	4,774	385	24,412	4,956	10,752	3,163
December	48,240	39,988	8,252	5,250	439	22,679	4,393	12,059	3,420
<u>1950</u>									
March	52,740	43,849	8,891	5,681	466	24,561	4,529	13,607	3,896
June	61,081	50,751	10,330	6,085	500	27,009	4,874	17,657	4,956

End of Month	Personnel on Active Duty with Civil Air Patrol			
	Total	Officers	Enlisted	Civilians
<u>1949</u>				
March	221	73	94	54
June	233	78	96	59
September	235	77	100	58
December	219	75	100	44
<u>1950</u>				
March	224	76	103	45
June	218	73	101	44

TABLE 190.-- CIVIL AIR PATROL UNIT ORGANIZATION

End of Month	Units By Type				
	Total	Wings	Group	Squadron	Flights
<u>1949</u>					
March . . . . .	984	51	114	632	187
June . . . . .	1,033	51	116	666	200
September . . . . .	1,080	51	117	699	213
December . . . . .	1,135	<sup>a/</sup> 52	124	727	232
<u>1950</u>					
March . . . . .	1,184	52	120	745	267
June . . . . .	1,244	52	130	699	363

CIVIL AIR PATROL WINGS BY LOCATION

Wing and City	Wing and City	Wing and City
Alabama - Birmingham	Massachusetts - Boston	Rhode Island - Providence
Arizona - Phoenix	Michigan - Detroit	South Carolina - Rock Hill
Arkansas - Little Rock	Minnesota - Minneapolis	South Dakota - Sioux Falls
California - San Francisco	Mississippi - Jackson	Tennessee - Nashville
Colorado - Denver	Missouri - Joplin	Texas - Dallas
Connecticut - South Meriden	Montana - Cut Bank	Utah - Salt Lake City
Delaware - Newport	Nebraska - Omaha	Vermont - Barre
Florida - Orlando	Nevada - Reno	Virginia - Richmond
Georgia - Marietta	New Hampshire - Keene	Washington - Spokane
Idaho - Boise	New Jersey - Kearney	West Virginia - Martinsburg
Illinois - Park Ridge	New Mexico - Albuquerque	Wisconsin- Racine
Indiana - Indianapolis	New York - Hempsted, L. I.	Wyoming - Cheyenne
Iowa - Des Moines	North Carolina - Charlotte	National Capital, D. C.
Kansas - Wichita	North Dakota - Fargo	
Kentucky - Louisville	Ohio - Fairborn	Alaska - Anchorage
Louisiana - New Orleans	Oklahoma - Oklahoma City	Hawaii - Honolulu, T. H.
Maine - Portland	Oregon - Portland	Puerto Rico - San Juan
Maryland - Baltimore	Pennsylvania - Allentown	

<sup>a/</sup> The 52 CAP Wings are located thus: 1 in each of the 48 states, 1 in District of Columbia, and 1 in each of the territories: Alaska, Hawaii, and Puerto Rico.  
Source: Hq and Hq Sq, Civil Air Patrol, USAF.

TABLE 191.-- FLYING ACTIVITIES OF CIVIL AIR PATROL ON SEARCH AND RESCUE, AND MERCY

MISSIONS DURING CALENDAR YEAR 1949

Operation Missions Flown by CAP at Request of :	Flying Hours
<u>Total</u> . . . . .	<u>9285:56</u>
Air Rescue Service, USAF . . . . .	6611:01
USAF - "Operation Snowdrop" . . . . .	1844:25
Other Agencies . . . . .	830:30

January through June 1950, Civil Air Patrol participated in 61 actual Search and Rescue, and Mercy missions for a total of 4182:15 flying hours.

Source: Hq and Hq Sq, Civil Air Patrol, USAF

TABLE 192.-- CIVIL AIR PATROL TRAINING BY STATE

State and Territory	THIRD QUARTER, FY 1950						FOURTH QUARTER, FY 1950					
	AF Reserve Participation		Class Room Training by CAP		Other Training by CAP		AF Reserve Participation		Class Room Training by CAP		Other Training by CAP	
	Pers	Man Hrs	Pers	Man Hrs	Pers	Man Hrs	Pers	Man Hrs	Pers	Man Hrs	Pers	Man Hrs
<b>USAF - TOTAL . . . . .</b>	<b>1,654</b>	<b>12,311</b>	<b>41,759</b>	<b>263,729</b>	<b>15,464</b>	<b>86,915</b>	<b>1,839</b>	<b>11,899</b>	<b>42,445</b>	<b>338,043</b>	<b>17,159</b>	<b>151,314</b>
<b>CONTINENTAL US - TOTAL . . . . .</b>	<b>1,397</b>	<b>12,007</b>	<b>40,815</b>	<b>210,379</b>	<b>15,167</b>	<b>53,131</b>	<b>1,752</b>	<b>11,805</b>	<b>40,929</b>	<b>292,127</b>	<b>16,311</b>	<b>121,251</b>
Alabama . . . . .	1	12	528	2,217	120	325	3	36	1,178	4,713	275	700
Arizona . . . . .	8	204	149	3,847	36	512	17	282	208	7,540	147	2,910
Arkansas . . . . .	-	-	280	560	74	360	12	280	171	674	93	5,158
California . . . . .	54	430	3,529	14,307	1,544	4,082	390	2,702	4,045	16,682	2,263	9,337
Colorado . . . . .	4	1	885	4,658	286	1,332	17	120	1,570	6,175	779	5,583
Connecticut . . . . .	9	24	542	4,572	57	343	18	127	418	4,024	143	1,296
Delaware . . . . .	17	92	177	838	-	-	23	198	217	2,826	57	2,948
District of Columbia . . . . .	28	169	460	3,480	195	1,726	57	469	663	10,099	350	4,892
Florida . . . . .	7	-	4,800	19,200	4,800	9,200	14	58	1,734	8,455	1,774	11,150
Georgia . . . . .	419	5,581	448	3,255	170	1,015	30	78	643	5,516	426	2,573
Idaho . . . . .	9	47	52	100	-	-	21	46	19	78	-	-
Illinois . . . . .	50	356	778	2,751	189	470	45	257	403	4,981	211	2,546
Indiana . . . . .	45	133	1,199	2,397	168	444	54	291	760	4,551	203	1,430
Iowa . . . . .	-	-	392	240	68	51	6	-	70	375	44	85
Kansas . . . . .	26	100	600	1,100	50	150	72	290	370	2,200	130	150
Kentucky . . . . .	154	1,220	544	2,760	425	1,475	8	27	718	6,626	588	5,008
Louisiana . . . . .	2	48	226	1,010	166	960	6	-	700	1,650	581	1,995
Maine . . . . .	6	40	300	1,884	102	291	6	80	384	2,828	157	492
Maryland . . . . .	16	93	464	1,930	105	268	28	124	562	2,612	217	454
Massachusetts . . . . .	32	170	2,250	19,440	1,552	8,789	23	182	1,947	8,844	818	4,831
Michigan . . . . .	18	58	3,656	24,502	181	473	67	400	3,070	24,560	203	493
Minnesota . . . . .	37	435	484	2,470	154	682	39	352	648	3,526	197	1,230
Mississippi . . . . .	-	-	90	776	56	1,048	5	36	238	1,386	94	664
Missouri . . . . .	53	484	706	3,735	225	768	104	640	913	6,526	270	1,164
Montana . . . . .	9	48	212	516	18	18	9	55	165	313	62	328
Nebraska . . . . .	3	24	1,298	5,968	45	360	62	290	1,361	11,248	435	395
Nevada . . . . .	1	8	101	1,078	18	27	3	10	484	1,909	44	147
New Hampshire . . . . .	-	-	378	1,835	328	546	-	-	489	2,254	374	618
New Jersey . . . . .	-	-	1,120	11,707	646	7,079	5	37	1,290	12,551	774	9,355
New Mexico . . . . .	22	83	548	1,407	169	113	12	91	969	3,430	194	965
New York . . . . .	14	4	3,348	8,730	518	1,688	33	141	5,389	12,164	876	3,549
North Carolina . . . . .	8	20	392	6,899	48	86	14	40	326	1,833	44	58
North Dakota . . . . .	6	6	327	36	106	19	14	38	354	33	113	53

Ohio . . . . .	25	80	914	308	186	203	83	465	616	7,399	326	2,940
Oklahoma . . . . .	23	203	394	2,828	170	503	17	65	179	1,152	104	404
Oregon . . . . .	26	160	655	3,993	163	1,092	36	403	682	6,294	283	3,262
Pennsylvania . . . . .	61	85	1,220	2,985	312	1,258	47	327	126	652	37	13
Rhode Island . . . . .	3	-	747	3,140	206	823	7	52	688	5,267	483	2,620
South Carolina . . . . .	-	-	320	2,961	81	533	7	26	571	5,978	444	4,306
South Dakota . . . . .	-	-	89	364	28	58	3	25	231	130	30	24
Tennessee . . . . .	5	12	189	209	55	54	12	49	132	498	62	106
Texas . . . . .	20	164	1,127	3,791	324	350	74	218	917	59,698	449	20,052
Utah . . . . .	63	414	1,232	18,741	249	1,272	73	848	444	3,108	87	925
Vermont . . . . .	59	644	177	159	55	68	60	825	420	700	75	45
Virginia . . . . .	16	114	568	2,790	214	1,035	58	397	957	4,224	391	2,049
Washington . . . . .	12	93	555	2,838	132	117	10	65	532	4,257	144	377
West Virginia . . . . .	16	120	530	3,305	165	660	24	168	605	4,840	205	685
Wisconsin . . . . .	10	28	269	529	172	433	2	-	270	2,100	96	480
Wyoming . . . . .	-	-	566	1,233	36	72	22	95	1,083	2,648	159	406
<b>OUTSIDE CONTINENTAL US - TOTAL . . . . .</b>	<b>257</b>	<b>304</b>	<b>944</b>	<b>53,350</b>	<b>297</b>	<b>33,784</b>	<b>87</b>	<b>94</b>	<b>1,516</b>	<b>45,916</b>	<b>848</b>	<b>30,063</b>
Alaska . . . . .	2	18	133	1,252	45	125	6	12	284	3,054	155	1,680
Hawaii . . . . .	60	246	805	52,080	244	33,648	74	59	1,212	42,820	682	28,344
Puerto Rico . . . . .	195	40	6	18	8	11	7	23	20	42	11	39

Source: Hq. and Hq. Sq., Civil Air Patrol, USAF.

TABLE 193.-- CIVIL AIR PATROL TRAINING REQUIREMENTS

## CIVIL AIR PATROL TRAINING

In August 1949 a text book, "Aviation Study Manual -- Aviation for American Youth" was published under the direction of the Civil Air Patrol. This text book was prepared for the CAP Cadet training program and designed for use in secondary schools. An "Instructor's Manual" by G. P. Cahoon, and J. S. Richardson was also published under the direction of the Civil Air Patrol to be used in conjunction with the "Aviation Study Manual".

These manuals outline a one-year course of air-age instruction for use in the CAP - high school coordinated program taught by regular members of the school faculty, and a two-year course for use at CAP squadron or flight level taught by CAP and Air Force Reserve personnel serving as instructors. Any student is eligible to participate in the high school course of instruction, and CAP Cadet membership, though desirable, is not necessary.

The Courses consist of the following:

Unit	Title	1 Year Course (High Schools)	2 Year Course (CAP Units)		Unit	Title	1 Year Course (High School)	2 Year Course (CAP Units)	
			1st yr	2nd yr				1st yr	2nd yr
	<u>TOTAL HOURS</u> . . . . .	<u>190</u> hours	<u>70</u> hours	<u>70</u> hours	IIV	Navigation . . . . .	25 hours	8 hours	14 hours
I	Our Air Age . . . . .	10	2	3	IIIV	Communications and Control . . .	25	9	13
II	Know Your Airplane. . . . .	15	4	5	IX	National and International Problems of Safety and Control	10	-	4
III	Why the Airplane Flies. . . . .	25	14	6	I	Airports . . . . .	15	4	6
IV	Power for Flight. . . . .	15	10	2	XI	Vocational Opportunities in Aviation . . . . .	10	-	4
V	The Airplane and the Airman . .	15	6	4					
VI	Weather . . . . .	25	13	9					

The number of high schools participating and their student enrollment is as follows:

Fall Semester, 1949 - 89 high schools - 2,780 students, Spring Semester, 1950 - 119 high schools - 3,531 students



TABLE 194.-- SEMI-ANNUAL REPORT ON EXPLORER PERSONNEL AND UNITS

Personnel and Units	30 June 1949	31 December 1949	30 June 1950
<u>Explorers - Total</u>	-	<u>460,464</u>	<u>425,441</u>
<u>Explorers in Explorer Units - Total</u>	<u>80,334</u>	<u>92,535</u>	<u>112,059</u>
Air Explorers . . . . .	6,191	6,055	5,913
Explorers in Posts . . . . .	51,729	b/ 63,594	82,575
Sea Explorers . . . . .	21,098	22,557	22,397
Rovers . . . . .	1,316	1,329	1,174
<u>Explorers in Troops a/</u>	-	<u>366,929</u>	<u>313,382</u>
<u>USAF Personnel on Duty with Explorers</u>	<u>c/ 13</u>	<u>13</u>	<u>8</u>
<u>Explorer Unit - Total</u>	<u>6,780</u>	<u>7,306</u>	<u>8,541</u>
Squadrons . . . . .	518	475	470
Posts . . . . .	4,594	5,180	6,449
Ships . . . . .	1,590	1,570	1,548
Rover Crews . . . . .	78	81	74

a/ Includes Explorers in neighborhood Patrols and Tribes.

b/ After readjustment date, 31 August 1949, Explorers in Posts included what was originally known as Explorer Scouts, Sea Scouts, and Senior Scouts in Outfits.

c/ Prior to May 1949 only 12 were on duty, with the Explorers. The increase to 13 placed 1 in Continental Air Command and the remainder in the field.

Source: Office of the Special Assistant to the Chief of Staff for Reserve Forces, Hq. USAF.

TABLE 195.-- EXPLORERS BY REGION AS OF 30 JUN 1950

Region	Sea	Explorers in Post	Explorers in Troops	Air	Rover	Region	Sea	Explorers in Post	Explorers in Troops	Air	Rover
<u>Total</u>	<u>22,397</u>	<u>82,575</u>	<u>313,382</u>	<u>5,913</u>	<u>1,174</u>	7	2,853	12,661	39,461	571	296
1	2,683	4,183	20,059	452	12	8	1,340	5,437	26,023	419	115
2	2,989	9,409	38,209	542	213	9	892	8,485	23,755	805	136
3	2,304	6,859	36,458	449	122	10	120	2,582	11,180	212	25
4	1,069	5,163	27,302	633	83	11	2,071	5,290	11,804	277	-
5	760	3,686	25,925	446	-	12	4,053	13,598	21,901	692	99
6	1,144	4,658	30,035	368	13	13	119	564	1,270	77	-

Source: Office of the Special Assistant to the Chief of Staff for Reserve Forces, Hq. USAF.

TABLE 196.-- EXPLORER POPULATION BY NUMBERED AIR FORCE AS OF 1 NOV 1949

(Population for other dates was not available)

Total	First	Fourth	Ninth	Twelfth	Fourteenth	Extra Continental
450,909	83,596	64,872	85,053	37,379	67,391	1,912

Source: Office of the Special Assistant to the Chief of Staff for Reserve Forces, Hq. USAF.

TABLE 197.-- TRAINING AND RECREATIONAL PROJECTS OF ARMED SERVICES AT USAF INSTALLATIONS IN COOPERATION WITH THE BOY SCOUTS OF AMERICA

Date	USAF Installations	Type of Activity	Scouts Participating
12 February 1949 . . . . .	Greenville AFB, S. C. . . . .	Tours; flights in multi-engined aircraft . . . . .	60
19 February 1949 . . . . .	Marietta AFB, Ga. . . . .	Encampment; flights . . . . .	a/ 40
5 March 1949 . . . . .	Mitchel AFB, N. Y. . . . .	Tour of Base and short flight . . . . .	9
12 March 1949 . . . . .	Marietta AFB, Ga. . . . .	"Meet for Seniors; flights in military aircraft; tour of Base . . . . .	30
22 April through 24 April 1949 . . . . .	Ferris AFB, Texas . . . . .	"Lost Pilot Hike" . . . . .	112
22 April 1949 . . . . .	Barksdale AFB, La . . . . .	Observed flight lines and repair shops . . . . .	102
29 and 30 April 1949 . . . . .	McDill AFB, Fla . . . . .	Orientation flights . . . . .	a/ 33
- May 1949 . . . . .	Langley AFB, Va . . . . .	Orientation flights for all; tours of Base . . . . .	55
28 through 30 May 1949 . . . . .	Castle AFB, Calif . . . . .	Three day encampment for Seniors; tours of Base, visits to the flight line, repair hangars; training in technical aspects of aviation, weather and orientation flights . . . . .	80
4 through 11 June 1949 . . . . .	Walker AFB, N. Mex. . . . .	115 Explorers flown from Boswell to encampment by 8th AF, SAC; two tours to Carlsbad Caverns, Carlsbad, N. Mex; orientation flights in military aircraft . . . . .	137
9 June 1949 . . . . .	Langley AFB, Va . . . . .	Tour of Base; orientation flights for Explorers attending . . . . .	60
12 through 18 June 1949 . . . . .	Ladd AFB, Fairbanks, Alaska . . . . .	Tour of Ladd Base, Eielson AFB; attended special training course built around flight line and shops at Ladd; enjoyed recreational features at the Base; Air Explorers spent considerable time in the shop and on the flight line; visited Fairbanks; attended Movies, Sports, and party given by Kiwanis Club; orientation flights for all . . . . .	125
17 through 25 June 1949 . . . . .	Benjamin Harrison AFB, Ind. . . . .	All round training program; orientation flights for Scouts . . . . .	16
18 June 1949 . . . . .	March AFB, Calif. . . . .	Two week encampment; flights in C-47 aircraft; under instruction and aid of six Reserve Officer on active duty for 14 days . . . . .	70
19 June 1949 . . . . .	Randolph AFB, Texas . . . . .	Some of Seniors flown from Tucker AFB, Oklahoma City; others included in orientation flights in C-47 aircraft; 10 officers assigned as Flight Leaders . . . . .	185
12 through 18 June 1949 . . . . .	Wright- Patterson AFB, Ohio . . . . .	Seven day Air Encampment for Seniors; classroom instruction movies; tours of repair shops and flight line; flights in C-47 's; each Scout spent a few minutes at controls, acting as co-pilot under proper supervision . . . . .	266
18 through 25 June 1949 . . . . .	Selfridge AFB, Mich . . . . .	Ground instruction; recreational opportunities, Movies, tours of flight lines; observation of shops; orientation flights . . . . .	32
28 June 1949 . . . . .	Godman AFB, Ky. . . . .	Tour of Base . . . . .	20
25 June through 2 July 1949 . . . . .	Selfridge AFB, Mich . . . . .	Encampment for Seniors; toured entire field; visited flight lines, shops; recreational facilities of field; orientation flights . . . . .	66
17 through 25 July 1949 . . . . .	Rapid City AFB, S. D. . . . .	Instruction; recreation; Movies; flight line observation; and orientation flights . . . . .	14
22 July 1949 . . . . .	Godman AFB, Ky. . . . .	Tour of Base . . . . .	25
24 through 30 July 1949 . . . . .	Barksdale AFB, La . . . . .	Scouts and Explorers at a weeks Encampment; Instructions: recreation; orientation flights	
24 through 30 July 1949 . . . . .	Eglin AFB, Fla. . . . .	Senior Scouts week Air Encampment; Tour of Base; visits flight line and shops; hours flight in C-47's; cruises on Gulf or Air Crash Boats; Recreation and Sports . . . . .	335
25 July 1949 . . . . .	Benjamin Harrison AFB, Ind. . . . .	One day meet for Seniors through cooperation of Minn. Unit, National Guard . . . . .	104
6 through 14 August 1949 . . . . .	Stewart AFB, N.Y. . . . .	Ground training; tours; recreation; flights in C-47's . . . . .	120
6 and 7 August 1949 . . . . .	MacDill AFB, Fla. . . . .	Orientation flights; tours of Base . . . . .	37
6 through 13 August 1949 . . . . .	Scott AFB, Ill. . . . .	Training; sports; movies; flights . . . . .	35
7 through 14 August 1949 . . . . .	Ellington AFB, Texas in cooperation with Naval Reserve Unit, Houston, and the Army . . . . .	Senior Scouts held annual Seniores; viewed static exhibits furnished by the Army; cruises out of Gulf in Navy Destroyers; helicopter rides; recreation; deep sea fishing excursions . . . . .	456
7 through 14 August 1949 . . . . .	Sheppard AFB, Texas . . . . .	Tours; training; recreation; flights . . . . .	103
14 through 20 August 1949 . . . . .	Dow AFB, Maine . . . . .	Recreation; orientation flights . . . . .	14
20 through 27 August 1949 . . . . .	Spokane AFB, Wash . . . . .	Intensive instruction; tours; flights; recreation for Air Scouts and Explorers . . . . .	58
20 August 1949 . . . . .	Air Force Reserve, Pa . . . . .	Orientation flights . . . . .	53
20 through 28 August 1949 . . . . .	Stewart AFB, N.Y. . . . .	Held one of the largest Air Encampments of the year - adventures planned by Air Force and Army . . . . .	255

20 through 27 August 1949.	Snooky Hill AFB, Kans. . . . .	Training; tours; recreation; sports; orientation flights . . . . .	115
3 September 1949. . . . .	Turner AFB, Ga. . . . .	Orientation flights. . . . .	125
24 September 1949. . . . .	Air Force Reserve, Pa. . . . .	One day Encampment (42 Explorers and 11 Leaders) . . . . .	53
24 September 1949. . . . .	Robins AFB, Warner, Ga. . . . .	Flights and tours of Base. . . . .	110
15 October 1949. . . . .	Air Force Reserve, Pa. . . . .	Encampment (46 Scouts and 7 Leaders) . . . . .	53
15 and 16 October 1949 . . . . .	Smyrna AFB, Tenn. . . . .	Tours of Base; recreation; training and instruction; flights in C-82 type aircraft. . . . .	125
18 through 20 November 1949.	2584 Air Force Reserve, Tenn. . . . .	Flights in C-47 aircraft and etc . . . . .	110
25 and 26 November 1949. . . . .	Hill AFB, Utah. . . . .	Orientation flights; GCA Demonstrations; fire-fighting demonstrations; movies; recreation	200
<b>1950</b>			
- January 1950. . . . .	Lowry AFB - 10th AF, Colo . . . . .	22 Explorers and 3 Leaders toured Base with 2½ hours of orientation flights. . . . .	25
1 April 1950. . . . .	Robins AFB - 14th AF, Ga. . . . .	Visited Indian Mounds at Ocmulgee National Monument; toured Base; viewed movies; inspected "Moth Balled" B-29's; inspected C-47, C-82, P-80's. . . . .	30
1 through 7 April 1950. . . . .	McClellan AFB - 4th AF, Calif. . . . .	103 Explorers and 5 Leaders; flights in C-47's . . . . .	108
3 and 4 April 1950. . . . .	Selfridge AFB, Mt. Clemens, Mich. . . . .	Tour of Base; flights. . . . .	18
6 through 10 April 1950 . . . . .	Godman AFB - 9th AF, Ky . . . . .	Air Lift to Eglin AFB; visited climatic Hangar - 65° below zero. Gulf fishing trip; air lift back to Godman. 4 - 16. . . . .	20
15 April 1950. . . . .	Fairfax AFB - 10th AF, Kans . . . . .	Host to Kansas City Explorers; tour of field . . . . .	43
5 through 6 May 1950. . . . .	Tinker AFB, Okla. . . . .	Tours; scheduled training; recreation; orientation flights . . . . .	260
2 and 3 June 1950 . . . . .	Ellington AFB, Tex. . . . .	Tour of field; flights . . . . .	a/ 34
18 through 24 June 1950. . . . .	Norton AFB, Calif . . . . .	Training classes; tours; films; orientation flights. . . . .	83
23 June through 2 July 1950.	Shaw AFB, S. C. . . . .	Ten day Encampment; tours; training; recreation; flights . . . . .	20
26 June 1950 . . . . .	Bolling AFB, Wash., D. C. . . . .	Explorers on way to Valley Forge Jamboree; evening meal and an hour tour; films prior to entraining . . . . .	400
2 June through 10 July 1950	Dobbins AFB, Ga . . . . .	Tours; training; films; flights. . . . .	50
21 through 23 June 1950. . . . .	Resse AFB, Tex . . . . .	Encampment; training sessions; tours; recreation; flights. . . . .	90

a/ Indicate all negro scouts participating.

Source; Office of the Special Assistant to the Chief of Staff for Reserve Forces, Hq. USAF

EZ

TABLE-198- STATUS AND LINE CLASSIFICATION OF USAF RESERVE FORCES AIRCRAFT

Type and Model	Total			Active			Inactive		
	Total	1st Line	2nd Line	Total	1st Line	2nd Line	Total	1st Line	2nd Line
31 March 1949									
<b>Total Reserve Forces</b>	<b>3,646</b>	<b>1,702</b>	<b>1,944</b>	<b>3,582</b>	<b>1,664</b>	<b>1,918</b>	<b>64</b>	<b>38</b>	<b>26</b>
Air National Guard	2,154	736	1,418	2,114	719	1,395	40	17	23
Air Force Reserve	1,290	960	330	1,268	939	329	22	21	1
Civil Air Patrol	202	6	196	200	6	194	2	-	2
<b>Bomber . . . . .</b>	<b>343</b>	<b>343</b>	<b>-</b>	<b>339</b>	<b>339</b>	<b>-</b>	<b>4</b>	<b>4</b>	<b>-</b>
Air National Guard									
B-26 . . . . .	272	272	-	268	268	-	4	4	-
Air Force Reserve									
B-26 . . . . .	71	71	-	71	71	-	-	-	-
<b>Fighter . . . . .</b>	<b>1,325</b>	<b>107</b>	<b>1,218</b>	<b>1,300</b>	<b>99</b>	<b>1,201</b>	<b>25</b>	<b>8</b>	<b>17</b>
Air National Guard									
F-47 . . . . .	490	-	490	486	-	486	4	-	4
F-51 . . . . .	728	-	728	715	-	715	13	-	13
F-80 . . . . .	107	107	-	99	99	-	8	8	-
Search & Rescue . .	<u>1</u>	<u>1</u>	<u>-</u>	<u>1</u>	<u>1</u>	<u>-</u>	<u>-</u>	<u>-</u>	<u>-</u>
Civil Air Patrol									
SL-5 . . . . .	1	1	-	1	1	-	-	-	-
<b>Cargo . . . . .</b>	<b>164</b>	<b>114</b>	<b>50</b>	<b>162</b>	<b>112</b>	<b>50</b>	<b>2</b>	<b>2</b>	<b>-</b>
Air National Guard									
C-46 . . . . .	2	-	2	2	-	2	-	-	-
C-47 . . . . .	115	111	4	113	109	4	2	2	-
C-53 . . . . .	1	-	1	1	-	1	-	-	-
C-45 . . . . .	2	-	2	2	-	2	-	-	-
Air Force Reserve									
C-46 . . . . .	41	-	41	41	-	41	-	-	-
C-47 . . . . .	3	3	-	3	3	-	-	-	-
<b>Trainer . . . . .</b>	<b>1,598</b>	<b>1,116</b>	<b>482</b>	<b>1,565</b>	<b>1,092</b>	<b>473</b>	<b>33</b>	<b>24</b>	<b>9</b>
Air National Guard									
T-6 . . . . .	230	230	-	227	227	-	3	3	-
T-11 . . . . .	35	-	35	34	-	34	1	-	1
TB-26 . . . . .	71	-	71	69	-	69	2	-	2
TF-47 . . . . .	15	-	15	15	-	15	-	-	-
TF-51 . . . . .	70	-	70	67	-	67	3	-	3
Air Force Reserve									
T-6 . . . . .	886	886	-	865	865	-	21	21	-
T-7 . . . . .	12	-	12	11	-	11	1	-	1
T-11 . . . . .	275	-	275	275	-	275	-	-	-
TB-26 . . . . .	2	-	2	2	-	2	-	-	-
Civil Air Patrol									
PT-13 . . . . .	2	-	2	-	-	-	2	-	2
<b>Communication . . . .</b>	<b>215</b>	<b>21</b>	<b>194</b>	<b>215</b>	<b>21</b>	<b>194</b>	<b>-</b>	<b>-</b>	<b>-</b>
Air National Guard									
L-5 . . . . .	16	16	-	16	16	-	-	-	-
Civil Air Patrol									
L-4 . . . . .	194	-	194	194	-	194	-	-	-
L-5 . . . . .	5	5	-	5	5	-	-	-	-
30 June 1949									
<b>Total Reserve Forces</b>	<b>3,510</b>	<b>1,477</b>	<b>2,033</b>	<b>3,428</b>	<b>1,420</b>	<b>2,008</b>	<b>82</b>	<b>57</b>	<b>25</b>
Air National Guard	2,195	716	1,479	2,161	696	1,465	34	20	14
Air Force Reserve	1,091	741	350	1,043	704	339	48	37	11
Civil Air Patrol	224	20	204	224	20	204	-	-	-
<b>Bomber . . . . .</b>	<b>324</b>	<b>324</b>	<b>-</b>	<b>316</b>	<b>316</b>	<b>-</b>	<b>8</b>	<b>8</b>	<b>-</b>
Air National Guard									
B-26 . . . . .	246	246	-	238	238	-	8	8	-
Air Force Reserve									
B-26 . . . . .	78	78	-	78	78	-	-	-	-

TABLE -198- STATUS AND LINE CLASSIFICATION OF USAF RESERVE FORCES AIRCRAFT (Continued)

Types and Model	Total			Active			Inactive		
	Total	1st Line	2nd Line	Total	1st Line	2nd Line	Total	1st Line	2nd Line
30 June 1949 - Continued									
<u>Fighter</u> . . . . .	<u>1,399</u>	<u>107</u>	<u>1,292</u>	<u>1,379</u>	<u>99</u>	<u>1,280</u>	<u>20</u>	<u>8</u>	<u>12</u>
Air National Guard									
F-47. . . . .	482	-	482	478	-	478	4	-	4
F-51. . . . .	810	-	810	802	-	802	8	-	8
F-80. . . . .	107	107	-	99	99	-	8	8	-
<u>Reconnaissance</u> . . . . .	<u>4</u>	<u>-</u>	<u>4</u>	<u>4</u>	<u>-</u>	<u>4</u>	<u>-</u>	<u>-</u>	<u>-</u>
Air National Guard									
RF-51. . . . .	4	-	4	4	-	4	-	-	-
<u>Trainer</u> . . . . .	<u>1,324</u>	<u>855</u>	<u>469</u>	<u>1,272</u>	<u>816</u>	<u>456</u>	<u>52</u>	<u>39</u>	<u>13</u>
Air National Guard									
T-6 . . . . .	231	231	-	229	229	-	2	2	-
T-11. . . . .	35	-	35	34	-	34	1	-	1
TB-26 . . . . .	89	-	89	89	-	89	-	-	-
TF-47 . . . . .	15	-	15	15	-	15	-	-	-
TF-51 . . . . .	34	-	34	33	-	33	1	-	1
TRF-51. . . . .	1	-	1	1	-	1	-	-	-
Air Force Reserve									
T-6 . . . . .	624	624	-	587	587	-	37	37	-
T-7 . . . . .	11	-	11	11	-	11	-	-	-
T-11. . . . .	234	-	234	223	-	223	11	-	11
TB-26 . . . . .	3	-	3	3	-	3	-	-	-
TC-46 . . . . .	47	-	47	47	-	47	-	-	-
<u>Cargo</u> . . . . .	<u>235</u>	<u>170</u>	<u>65</u>	<u>233</u>	<u>168</u>	<u>65</u>	<u>2</u>	<u>2</u>	<u>-</u>
Air National Guard									
C-46. . . . .	2	-	2	2	-	2	-	-	-
C-47. . . . .	135	131	4	133	129	4	2	2	-
C-53. . . . .	1	-	1	1	-	1	-	-	-
C-45. . . . .	2	-	2	2	-	2	-	-	-
Air Force Reserve									
C-46. . . . .	55	-	55	55	-	55	-	-	-
C-47. . . . .	39	39	-	39	39	-	-	-	-
Civil Air Patrol									
C-45. . . . .	1	-	1	1	-	1	-	-	-
<u>Communication</u> . . . . .	<u>224</u>	<u>21</u>	<u>203</u>	<u>224</u>	<u>21</u>	<u>203</u>	<u>-</u>	<u>-</u>	<u>-</u>
Air National Guard									
L-5 . . . . .	1	1	-	1	1	-	-	-	-
Civil Air Patrol									
L-4 . . . . .	203	-	203	203	-	203	-	-	-
L-5 . . . . .	20	20	-	20	20	-	-	-	-
30 September 1949									
<u>Total Reserve Forces</u>	<u>3,570</u>	<u>854</u>	<u>2,716</u>	<u>3,510</u>	<u>819</u>	<u>2,691</u>	<u>60</u>	<u>35</u>	<u>25</u>
Air National Guard	<u>2,334</u>	<u>437</u>	<u>1,897</u>	<u>2,303</u>	<u>426</u>	<u>1,877</u>	<u>31</u>	<u>11</u>	<u>20</u>
Air Force Reserve	<u>966</u>	<u>417</u>	<u>549</u>	<u>937</u>	<u>393</u>	<u>544</u>	<u>29</u>	<u>24</u>	<u>5</u>
Civil Air Patrol	<u>270</u>	<u>-</u>	<u>270</u>	<u>270</u>	<u>-</u>	<u>270</u>	<u>-</u>	<u>-</u>	<u>-</u>
<u>Bomber</u> . . . . .	<u>307</u>	<u>-</u>	<u>307</u>	<u>296</u>	<u>-</u>	<u>296</u>	<u>11</u>	<u>-</u>	<u>11</u>
Air National Guard									
B-26. . . . .	232	-	232	222	-	222	10	-	10
Air Force Reserve									
B-26. . . . .	75	-	75	74	-	74	1	-	1
<u>Fighter</u> . . . . .	<u>1,511</u>	<u>108</u>	<u>1,403</u>	<u>1,497</u>	<u>100</u>	<u>1,397</u>	<u>14</u>	<u>8</u>	<u>6</u>
Air National Guard									
F-47. . . . .	544	-	544	543	-	543	1	-	1
F-51. . . . .	855	-	855	850	-	850	5	-	5
F-80. . . . .	110	108	2	102	100	2	8	8	-
F-84. . . . .	2	-	2	2	-	2	-	-	-
<u>Reconnaissance</u> . . . . .	<u>18</u>	<u>-</u>	<u>18</u>	<u>18</u>	<u>-</u>	<u>18</u>	<u>-</u>	<u>-</u>	<u>-</u>
Air National Guard									
RF-51 . . . . .	18	-	18	18	-	18	-	-	-

TABLE -198-STATUS AND LINE CLASSIFICATION OF USAF RESERVE FORCES AIRCRAFT (Continued)

Type and Model	Total			Active			Inactive		
	Total	1st Line	2nd Line	Total	1st Line	2nd Line	Total	1st Line	2nd Line
30 September 1949 - Continued									
<u>Cargo</u> . . . . .	<u>230</u>	<u>162</u>	<u>68</u>	<u>228</u>	<u>161</u>	<u>67</u>	<u>2</u>	<u>1</u>	<u>1</u>
Air National Guard									
C-45. . . . .	2	-	2	2	-	2	-	-	-
C-46. . . . .	2	-	2	2	-	2	-	-	-
C-47. . . . .	157	118	39	155	117	38	2	1	1
C-53. . . . .	1	-	1	1	-	1	-	-	-
Air Force Reserve									
C-45. . . . .	1	-	1	1	-	1	-	-	-
C-46. . . . .	19	-	19	19	-	19	-	-	-
C-47. . . . .	48	44	4	48	44	4	-	-	-
<u>Trainer</u> . . . . .	<u>1,234</u>	<u>584</u>	<u>650</u>	<u>1,201</u>	<u>558</u>	<u>643</u>	<u>33</u>	<u>26</u>	<u>7</u>
Air National Guard									
T-6 . . . . .	229	211	18	227	209	18	2	2	-
T-11. . . . .	34	-	34	32	-	32	2	-	2
TB-26 . . . . .	101	-	101	100	-	100	1	-	1
TF-47 . . . . .	11	-	11	11	-	11	-	-	-
TRF-51. . . . .	8	-	8	8	-	8	-	-	-
TF-51 . . . . .	28	-	28	28	-	28	-	-	-
Air Force Reserve									
T-6 . . . . .	397	373	24	370	349	21	27	24	3
T-7 . . . . .	11	-	11	11	-	11	-	-	-
T-11. . . . .	232	-	232	231	-	231	1	-	1
TB-26 . . . . .	3	-	3	3	-	3	-	-	-
TC-46 . . . . .	179	-	179	179	-	179	-	-	-
TF-51 . . . . .	1	-	1	1	-	1	-	-	-
<u>Communication</u> . . . . .	<u>270</u>	<u>-</u>	<u>270</u>	<u>270</u>	<u>-</u>	<u>270</u>	<u>-</u>	<u>-</u>	<u>-</u>
Civil Air Patrol									
L-4 . . . . .	193	-	193	193	-	193	-	-	-
L-5 . . . . .	77	-	77	77	-	77	-	-	-
31 December 1949									
<u>Total Reserve Forces</u>	<u>3,943</u>	<u>790</u>	<u>3,153</u>	<u>3,925</u>	<u>790</u>	<u>3,135</u>	<u>18</u>	<u>-</u>	<u>18</u>
Air National Guard	2,460	416	2,044	2,442	416	2,026	18	-	18
Air Force Reserve	1,187	374	813	1,187	374	813	-	-	-
Civil Air Patrol	296	-	296	296	-	296	-	-	-
<u>Bomber</u> . . . . .	<u>311</u>	<u>-</u>	<u>311</u>	<u>305</u>	<u>-</u>	<u>305</u>	<u>6</u>	<u>-</u>	<u>6</u>
Air National Guard									
B-26. . . . .	223	-	223	217	-	217	6	-	6
Air Force Reserve									
B-26. . . . .	88	-	88	88	-	88	-	-	-
<u>Fighter</u> . . . . .	<u>1,620</u>	<u>122</u>	<u>1,498</u>	<u>1,611</u>	<u>122</u>	<u>1,489</u>	<u>9</u>	<u>-</u>	<u>9</u>
Air National Guard									
F-47. . . . .	545	-	545	537	-	537	8	-	8
F-51. . . . .	936	-	936	935	-	935	1	-	1
F-80. . . . .	117	102	15	117	102	15	-	-	-
F-84. . . . .	22	20	2	22	20	2	-	-	-
Air Force Reserve									
F-47. . . . .	17	-	17	17	-	17	-	-	-
RB-26 . . . . .	1	-	1	1	-	1	-	-	-
<u>Reconnaissance</u> . . . . .	<u>18</u>	<u>-</u>	<u>18</u>	<u>18</u>	<u>-</u>	<u>18</u>	<u>-</u>	<u>-</u>	<u>-</u>
Air National Guard									
RF-51 . . . . .	17	-	17	17	-	17	-	-	-
Air Force Reserve									
RB-26 . . . . .	1	-	1	1	-	1	-	-	-
<u>Cargo</u> . . . . .	<u>211</u>	<u>134</u>	<u>77</u>	<u>211</u>	<u>134</u>	<u>77</u>	<u>-</u>	<u>-</u>	<u>-</u>
Air National Guard									
C-45. . . . .	2	-	2	2	-	2	-	-	-
C-46. . . . .	2	-	2	2	-	2	-	-	-
C-47. . . . .	156	100	56	156	100	56	-	-	-
C-53. . . . .	1	-	1	1	-	1	-	-	-
Air Force Reserve									
C-46. . . . .	3	-	3	3	-	3	-	-	-
C-47. . . . .	47	34	13	47	34	13	-	-	-

TABLE - 198 - STATUS AND LINE CLASSIFICATION OF USAF RESERVE FORCES AIRCRAFT (Continued)

Type and Model	Total			Active			Inactive		
	Total	1st Line	2nd Line	Total	1st Line	2nd Line	Total	1st Line	2nd Line
31 December 1949 - Continued									
<u>Trainer</u> . . . . .	<u>1,486</u>	<u>524</u>	<u>952</u>	<u>1,483</u>	<u>524</u>	<u>949</u>	<u>3</u>	-	<u>3</u>
Air National Guard									
T-6 . . . . .	256	194	62	255	194	61	1	-	1
T-11 . . . . .	33	-	33	32	-	32	1	-	1
TB-26 . . . . .	104	-	104	103	-	103	1	-	1
TF-47 . . . . .	13	-	13	13	-	13	-	-	-
TRF-51 . . . . .	7	-	7	7	-	7	-	-	-
TF-51 . . . . .	26	-	26	26	-	26	-	-	-
Air Force Reserve									
T-6 . . . . .	381	340	41	381	340	41	-	-	-
T-7 . . . . .	69	-	69	69	-	69	-	-	-
T-11 . . . . .	323	-	323	323	-	323	-	-	-
TB-26 . . . . .	4	-	4	4	-	4	-	-	-
TC-46 . . . . .	270	-	270	270	-	270	-	-	-
<u>Communication</u> . . . . .	<u>297</u>	-	<u>297</u>	<u>297</u>	-	<u>297</u>	-	-	-
Air Force Reserve									
L-5 . . . . .	1	-	1	1	-	1	-	-	-
Civil Air Patrol									
L-4 . . . . .	202	-	202	202	-	202	-	-	-
L-5 . . . . .	94	-	94	94	-	94	-	-	-
31 March 1950									
<u>Total Reserve Forces</u>	<u>4,047</u>	<u>770</u>	<u>3,277</u>	<u>4,006</u>	<u>744</u>	<u>3,262</u>	<u>41</u>	<u>26</u>	<u>15</u>
Air National Guard	2,552	494	2,058	2,541	493	2,048	11	1	10
Air Force Reserve	1,194	276	918	1,164	251	913	30	25	5
Civil Air Patrol	301	-	301	301	-	301	-	-	-
<u>Bomber</u> . . . . .	<u>300</u>	-	<u>300</u>	<u>296</u>	-	<u>296</u>	<u>4</u>	-	<u>4</u>
Air National Guard									
B-26 . . . . .	214	-	214	210	-	210	4	-	4
Air Force Reserve									
B-26 . . . . .	86	-	86	86	-	86	-	-	-
<u>Fighter</u> . . . . .	<u>1,703</u>	<u>234</u>	<u>1,469</u>	<u>1,698</u>	<u>233</u>	<u>1,465</u>	<u>2</u>	<u>1</u>	<u>4</u>
Air National Guard									
F-47 . . . . .	528	-	528	527	-	527	1	-	1
F-51 . . . . .	922	-	922	920	-	920	2	-	2
F-80 . . . . .	118	100	18	117	100	17	1	-	1
F-84 . . . . .	135	134	1	134	133	1	1	1	-
Air Force Reserve									
F-47 . . . . .	17	-	17	17	-	17	-	-	-
RF-51 . . . . .	17	-	17	17	-	17	-	-	-
<u>Cargo</u> . . . . .	<u>216</u>	<u>95</u>	<u>121</u>	<u>216</u>	<u>95</u>	<u>121</u>	-	-	-
Air National Guard									
C-45 . . . . .	2	-	2	2	-	2	-	-	-
C-46 . . . . .	2	-	2	2	-	2	-	-	-
C-47 . . . . .	156	71	85	156	71	85	-	-	-
C-53 . . . . .	1	-	1	1	-	1	-	-	-
Air Force Reserve									
C-45 . . . . .	2	-	2	2	-	2	-	-	-
C-46 . . . . .	6	-	6	6	-	6	-	-	-
C-47 . . . . .	47	24	23	47	24	23	-	-	-
<u>Trainer</u> . . . . .	<u>1,510</u>	<u>441</u>	<u>1,069</u>	<u>1,478</u>	<u>416</u>	<u>1,062</u>	<u>32</u>	<u>25</u>	<u>7</u>
Air National Guard									
T-11 . . . . .	32	-	32	32	-	32	-	-	-
T-6 . . . . .	273	189	84	273	189	84	-	-	-
TB-26 . . . . .	107	-	107	105	-	105	2	-	2
TF-47 . . . . .	16	-	16	16	-	16	-	-	-
TRF-51 . . . . .	6	-	6	6	-	6	-	-	-
TF-51 . . . . .	23	-	23	23	-	23	-	-	-
Air Force Reserve									
T-6 . . . . .	263	252	11	234	227	7	29	25	4
T-7 . . . . .	141	-	141	141	-	141	-	-	-

TABLE -198- STATUS AND LINE CLASSIFICATION OF USAF RESERVE FORCES AIRCRAFT (Continued)

Type and Model	Total			Active			Inactive		
	Total	1st Line	2nd Line	Total	1st Line	2nd Line	Total	1st Line	2nd Line
31 March 1950 - Continued									
<u>Trainer (Cont'd)</u>									
Air Force Reserve									
T-11 . . . . .	362	-	362	361	-	361	1	-	1
TB-25 . . . . .	1	-	1	1	-	1	-	-	-
TB-26 . . . . .	3	-	3	3	-	3	-	-	-
TC-46 . . . . .	283	-	283	283	-	283	-	-	-
<u>Communication . . .</u>	<u>301</u>	-	<u>301</u>	<u>301</u>	-	<u>301</u>	-	-	-
Civil Air Patrol									
L-4 . . . . .	199	-	199	199	-	199	-	-	-
L-5 . . . . .	102	-	102	102	-	102	-	-	-
30 June 1950									
Total Reserve Forces	3,905	572	3,333	3,885	560	3,325	20	12	8
Air National Guard	2,674	559	2,115	2,654	547	2,107	20	12	8
Air Force Reserve	954	13	941	954	13	941	-	-	-
Civil Air Patrol	277	-	277	277	-	277	-	-	-
<u>Bomber . . . . .</u>	<u>292</u>	-	<u>292</u>	<u>287</u>	-	<u>287</u>	<u>5</u>	-	<u>5</u>
Air National Guard									
B-26 . . . . .	203	-	203	198	-	198	5	-	5
Air Force Reserve									
B-26 . . . . .	89	-	89	89	-	89	-	-	-
<u>Fighter . . . . .</u>	<u>1,815</u>	<u>386</u>	<u>1,429</u>	<u>1,803</u>	<u>376</u>	<u>1,427</u>	<u>12</u>	<u>10</u>	<u>2</u>
Air National Guard									
F-47 . . . . .	499	-	499	498	-	498	1	-	1
F-51 . . . . .	907	-	907	907	-	907	-	-	-
F-80 . . . . .	120	100	20	112	93	19	8	7	1
F-84 . . . . .	288	286	2	285	283	2	3	3	-
Air Force Reserve									
F-80 . . . . .	1	-	1	1	-	1	-	-	-
<u>Reconnaissance . .</u>	<u>15</u>	-	<u>15</u>	<u>15</u>	-	<u>15</u>	-	-	-
Air National Guard									
RF-51 . . . . .	15	-	15	15	-	15	-	-	-
<u>Cargo . . . . .</u>	<u>231</u>	<u>25</u>	<u>206</u>	<u>231</u>	<u>25</u>	<u>206</u>	-	-	-
Air National Guard									
C-45 . . . . .	2	-	2	2	-	2	-	-	-
C-46 . . . . .	2	-	2	2	-	2	-	-	-
C-47 . . . . .	176	15	161	176	15	161	-	-	-
C-53 . . . . .	1	-	1	1	-	1	-	-	-
Air Force Reserve									
C-45 . . . . .	1	-	1	1	-	1	-	-	-
C-46 . . . . .	1	-	1	1	-	1	-	-	-
C-47 . . . . .	47	10	37	47	10	37	-	-	-
VB-26 . . . . .	1	-	1	1	-	1	-	-	-
<u>Trainer . . . . .</u>	<u>1,270</u>	<u>161</u>	<u>1,109</u>	<u>1,267</u>	<u>159</u>	<u>1,108</u>	<u>2</u>	<u>2</u>	<u>1</u>
Air National Guard									
T-6 . . . . .	273	158	115	271	156	115	2	2	-
T-11 . . . . .	30	-	30	30	-	30	-	-	-
TB-26 . . . . .	112	-	112	111	-	111	1	-	1
TF-47 . . . . .	18	-	18	18	-	18	-	-	-
TRF-51 . . . . .	6	-	6	6	-	6	-	-	-
TF-51 . . . . .	22	-	22	22	-	22	-	-	-
Air Force Reserve									
T-6 . . . . .	3	3	-	3	3	-	-	-	-
T-7 . . . . .	153	-	153	153	-	153	-	-	-
T-11 . . . . .	366	-	366	366	-	366	-	-	-
TB-26 . . . . .	2	-	2	2	-	2	-	-	-
TC-46 . . . . .	285	-	285	285	-	285	-	-	-
<u>Communications . .</u>	<u>282</u>	-	<u>282</u>	<u>282</u>	-	<u>282</u>	-	-	-
Air Force Reserve									
L-4 . . . . .	4	-	4	4	-	4	-	-	-
L-5 . . . . .	1	-	1	1	-	1	-	-	-
Civil Air Patrol									
L-4 . . . . .	183	-	183	183	-	183	-	-	-
L-5 . . . . .	94	-	94	94	-	94	-	-	-



TABLE-199-FUNCTIONAL DISTRIBUTION OF AIR FORCE RESERVE AIRPLANES

Type	Total On Hand	ACTIVE							INACTIVE				
		Total	Tactical & Training & Trans. Units	Min. Individ & Training & Administrative	Project	Command Support	AF Reserve in USAF	Pipeline & Other <sup>a/</sup>	Total	Storage	Modification	Other	Excess & Rec. Reclm.
<u>31 Mar 1949</u>													
<b>Total</b>	<b>1,290</b>	<b>1,268</b>	-	<b>1,263</b>	-	-	-	5	22	21	-	1	
Bomber	71	71	-	70	-	-	-	1	-	-	-	-	
Cargo	44	44	-	43	-	-	-	1	-	-	-	-	
Trainer	1,175	1,153	-	1,150	-	-	-	3	22	21	-	1	
<u>30 Jun 1949</u>													
<b>Total</b>	<b>1,091</b>	<b>1,043</b>	-	<b>1,004</b>	-	-	-	39	48	48	-	-	
Bomber	78	78	-	75	-	-	-	3	-	-	-	-	
Cargo	94	94	-	92	-	-	-	2	-	-	-	-	
Trainer	919	871	-	837	-	-	-	34	48	48	-	-	
<u>30 Sep 1949</u>													
<b>Total</b>	<b>966</b>	<b>937</b>	<b>209</b>	<b>726</b>	-	<b>2</b>	-	-	<b>29</b>	<b>29</b>	-	-	
Bomber	75	74	35	39	-	-	-	-	1	1	-	-	
Cargo	70	70	27	42	-	1	-	-	-	-	-	-	
Trainer	821	793	147	645	-	1	-	-	28	28	-	-	
<u>31 Dec 1949</u>													
<b>Total</b>	<b>1,187</b>	<b>1,187</b>	<b>666</b>	<b>426</b>	<b>2</b>	<b>2</b>	<b>91</b>	-	-	-	-	-	
Bomber	88	88	83	2	-	-	3	-	-	-	-	-	
Reconnaissance	1	1	1	-	-	-	-	-	-	-	-	-	
Cargo	50	50	44	1	-	-	5	-	-	-	-	-	
Trainer	1,047	1,047	538	423	2	1	83	-	-	-	-	-	
Communication	1	1	-	-	-	1	-	-	-	-	-	-	
<u>31 Mar 1950</u>													
<b>Total</b>	<b>1,194</b>	<b>1,164</b>	<b>882</b>	<b>198</b>	<b>32</b>	<b>1</b>	<b>51</b>	-	<b>30</b>	-	<b>1</b>	<b>29</b>	
Bomber	86	86	84	1	-	-	1	-	-	-	-	-	
Cargo	55	55	51	-	-	-	4	-	-	-	-	-	
Trainer	1,053	1,023	747	197	32	1	46	-	30	-	1	29	
<u>30 Jun 1950</u>													
<b>Total</b>	<b>954</b>	<b>954</b>	<b>425</b>	<b>469</b>	-	<b>2</b>	<b>51</b>	-	-	-	-	-	
Bomber	89	89	87	1	-	-	1	-	-	-	-	-	
Fighter	1	1	-	-	-	-	1	-	-	-	-	-	
Cargo	50	50	47	1	-	1	1	-	-	-	-	-	
Trainer	809	809	291	467	-	2	49	-	-	-	-	-	
Communication	5	5	-	-	-	5	-	-	-	-	-	-	

<sup>a/</sup> Airplanes in active "Pipeline and Other" in the first two quarters 1949 are included in other categories in the remaining quarters, as a result of changes in airplane reporting procedures.

TABLE-20U- USAF RESERVE FORCES ACTIVE AIRPLANES OUT OF COMMISSION

Type and Model	Average Airplanes a/		Average Number of Airplanes Out of Commission				
	On Hand	In Commission	Total	Parts	Tech Order	Maintenance	Other
MARCH 1949							
<b>Total Reserve Forces</b>	<u>3,404</u>	<u>2,287</u>	<u>1,117</u>	<u>228</u>	<u>48</u>	<u>701</u>	<u>140</u>
Air National Guard	2,126	1,313	813	167	33	503	110
Air Force Reserve	1,278	974	304	61	15	198	30
<b>Bomber</b> . . . . .	<u>339</u>	<u>162</u>	<u>177</u>	<u>35</u>	<u>19</u>	<u>98</u>	<u>25</u>
Air National Guard:							
B-26 . . . . .	266	119	147	29	16	78	24
Air Force Reserve:							
B-26 . . . . .	73	43	30	6	3	20	1
<b>Fighter</b> . . . . .	<u>1,309</u>	<u>856</u>	<u>452</u>	<u>82</u>	<u>9</u>	<u>305</u>	<u>56</u>
Air National Guard:							
F-47 . . . . .	478	278	200	41	5	124	30
F-51 . . . . .	717	502	215	36	3	151	25
F-80 . . . . .	114	76	38	6	1	30	1
<b>Cargo</b> . . . . .	<u>158</u>	<u>99</u>	<u>99</u>	<u>15</u>	<u>1</u>	<u>32</u>	<u>10</u>
Air National Guard:							
C-46 . . . . .	2	2	-	-	-	-	-
C-47/53 . . . . .	113	71	42	9	1	25	7
C-45 . . . . .	2	1	1	-	-	1	-
Air Force Reserve:							
C-46 . . . . .	41	25	16	6	-	7	3
<b>Trainer</b> . . . . .	<u>1,586</u>	<u>1,164</u>	<u>422</u>	<u>95</u>	<u>19</u>	<u>262</u>	<u>46</u>
Air National Guard:							
T-6 . . . . .	227	146	81	28	3	41	9
T-11 . . . . .	35	16	19	4	-	12	3
TB-26 . . . . .	70	38	32	9	4	13	6
TF-47 . . . . .	26	12	14	-	-	14	-
TF-51 . . . . .	64	46	18	5	-	11	2
Air Force Reserve:							
T-6 . . . . .	878	725	153	29	5	115	4
T-7 . . . . .	11	6	5	3	1	1	-
T-11 . . . . .	275	175	100	17	6	55	22
<b>Communication</b> . . . .	<u>12</u>	<u>6</u>	<u>6</u>	<u>-</u>	<u>-</u>	<u>3</u>	<u>3</u>
Air National Guard:							
L-5 . . . . .	12	6	6	-	-	3	3
JUNE 1949							
<b>Total Reserve Forces</b>	<u>3,253</u>	<u>2,263</u>	<u>990</u>	<u>240</u>	<u>26</u>	<u>594</u>	<u>130</u>
Air National Guard	2,102	1,446	656	170	20	377	89
Air Force Reserve	1,151	817	334	70	6	217	41
<b>Bomber</b> . . . . .	<u>300</u>	<u>170</u>	<u>130</u>	<u>34</u>	<u>8</u>	<u>68</u>	<u>20</u>
Air National Guard:							
B-26 . . . . .	221	121	100	25	8	49	18
Air Force Reserve:							
B-26 . . . . .	79	49	30	9	-	19	2
<b>Fighter</b> . . . . .	<u>1,357</u>	<u>985</u>	<u>372</u>	<u>98</u>	<u>4</u>	<u>228</u>	<u>42</u>
Air National Guard:							
F-47 . . . . .	466	312	154	41	3	86	24
F-51 . . . . .	785	606	179	51	1	111	16
F-80 . . . . .	106	67	39	6	-	31	2
<b>Reconnaissance</b> . . . .	<u>1</u>	<u>1</u>	<u>-</u>	<u>-</u>	<u>-</u>	<u>-</u>	<u>-</u>
Air National Guard:							
RP-51 . . . . .	1	1	-	-	-	-	-

TABLE -200- USAF RESERVE FORCES ACTIVE AIRPLANES OUT OF COMMISSION (Continued)

Type and Model	Average Airplanes a/		Average Number of Airplanes Out of Commission				
	On Hand	In Commission	Total	Parts	Tech Order	Maintenance	Other
JUNE 1949 -- Continued							
<b>Cargo</b> . . . . .	<u>246</u>	<u>161</u>	<u>85</u>	<u>18</u>	<u>2</u>	<u>55</u>	<u>10</u>
Air National Guard:							
C-46 . . . . .	2	1	1	-	-	1	-
C-47/53 . . . . .	124	81	43	9	1	25	8
C-45 . . . . .	2	-	2	-	1	1	-
Air Force Reserve:							
C-46 . . . . .	83	54	29	9	-	18	2
C-47/53 . . . . .	35	25	10	-	-	10	-
<b>Trainer</b> . . . . .	<u>1,347</u>	<u>944</u>	<u>403</u>	<u>20</u>	<u>12</u>	<u>243</u>	<u>58</u>
Air National Guard:							
T-6 . . . . .	225	161	64	20	1	34	9
T-11 . . . . .	32	17	15	4	-	8	3
TB-26 . . . . .	89	45	44	12	5	20	7
TF-47 . . . . .	15	10	5	-	-	5	-
TF-51 . . . . .	32	22	10	2	-	6	2
Air Force Reserve:							
T-6 . . . . .	684	533	151	30	2	102	17
T-7 . . . . .	11	7	4	1	-	3	-
T-11 . . . . .	232	132	100	18	4	59	19
TB-26 . . . . .	2	1	1	1	-	-	-
TC-46 . . . . .	25	16	9	2	-	6	1
<b>Communication</b> . . . . .	<u>2</u>	<u>2</u>	-	-	-	-	-
Air National Guard:							
LC-126 . . . . .	2	2	-	-	-	-	-
SEPTEMBER 1949							
<b>Total Reserve Forces</b>	<u>3,235</u>	<u>2,194</u>	<u>1,041</u>	<u>255</u>	<u>23</u>	<u>608</u>	<u>155</u>
Air National Guard	2,283	1,549	734	182	14	393	145
Air Force Reserve	952	645	307	73	9	215	10
<b>Bomber</b> . . . . .	<u>294</u>	<u>174</u>	<u>120</u>	<u>37</u>	<u>2</u>	<u>64</u>	<u>17</u>
Air National Guard:							
B-26 . . . . .	220	132	88	31	2	40	15
Air Force Reserve:							
B-26 . . . . .	74	42	32	6	-	24	2
<b>Fighter</b> . . . . .	<u>1,489</u>	<u>1,052</u>	<u>436</u>	<u>92</u>	<u>10</u>	<u>240</u>	<u>92</u>
Air National Guard:							
F-47 . . . . .	532	352	180	38	8	83	51
F-51 . . . . .	861	639	222	49	1	134	38
F-80 . . . . .	96	62	34	6	1	23	4
<b>Reconnaissance</b> . . . . .	<u>14</u>	<u>8</u>	<u>6</u>	<u>1</u>	<u>1</u>	<u>4</u>	-
Air National Guard:							
RF-51 . . . . .	14	8	6	1	1	4	-
<b>Cargo</b> . . . . .	<u>227</u>	<u>147</u>	<u>80</u>	<u>17</u>	<u>1</u>	<u>53</u>	<u>9</u>
Air National Guard:							
C-45 . . . . .	2	1	1	-	-	-	1
C-46 . . . . .	2	2	-	-	-	-	-
C-47/53 . . . . .	155	100	55	10	-	37	8
Air Force Reserve:							
C-46 . . . . .	19	11	8	1	1	6	-
C-47/53 . . . . .	49	33	16	6	-	10	-
<b>Trainer</b> . . . . .	<u>1,211</u>	<u>812</u>	<u>399</u>	<u>107</u>	<u>9</u>	<u>247</u>	<u>36</u>
Air National Guard:							
T-6 . . . . .	226	156	70	20	1	40	9
T-11 . . . . .	32	16	16	6	-	4	6
TB-26 . . . . .	100	54	46	18	-	20	8
TF-47 . . . . .	13	9	4	1	-	3	-
TF-51 . . . . .	24	15	9	1	-	4	4
TRP-51 . . . . .	6	3	3	1	-	1	1

TABLE-20C- USAF RESERVE FORCES ACTIVE AIRPLANES OUT OF COMMISSION (Continued)

Type and Model	Average Airplanes a/		Average Number of Airplanes Out of Commission				
	On Hand	In Commission	Total	Parts	Tech Order	Maintenance	Other
SEPTEMBER 1949 -- Continued							
<b>Trainer(Continued)</b>							
<b>Air Force Reserve:</b>							
T-6 . . . . .	398	305	93	20	-	67	6
T-7 . . . . .	11	5	6	2	-	4	-
T-11 . . . . .	230	144	86	18	8	58	2
TB-26 . . . . .	2	-	2	2	-	-	-
TC-46 . . . . .	169	105	64	18	-	46	-
DECEMBER 1949							
<b>Total Reserve Forces</b>	<b>3,565</b>	<b>2,425</b>	<b>1,140</b>	<b>306</b>	<b>34</b>	<b>652</b>	<b>148</b>
Air National Guard	2,403	1,611	792	224	21	404	143
Air Force Reserve	1,162	814	348	82	13	248	5
<b>Bomber . . . . .</b>	<b>307</b>	<b>173</b>	<b>134</b>	<b>57</b>	<b>2</b>	<b>57</b>	<b>18</b>
<b>Air National Guard:</b>							
B-26 . . . . .	218	122	96	43	2	33	18
<b>Air Force Reserve:</b>							
B-26 . . . . .	89	51	38	14	-	24	-
<b>Fighter . . . . .</b>	<b>1,589</b>	<b>1,086</b>	<b>503</b>	<b>111</b>	<b>17</b>	<b>271</b>	<b>104</b>
<b>Air National Guard:</b>							
F-47 . . . . .	539	337	202	42	15	101	44
F-51 . . . . .	930	693	237	57	2	148	30
F-80 . . . . .	116	55	61	12	-	19	30
F-84 . . . . .	4	1	3	-	-	3	-
<b>Reconnaissance . . . . .</b>							
<b>Air National Guard:</b>							
RF-51 . . . . .	17	12	5	-	-	3	2
<b>Cargo . . . . .</b>	<b>204</b>	<b>131</b>	<b>73</b>	<b>23</b>	<b>2</b>	<b>43</b>	<b>2</b>
<b>Air National Guard:</b>							
C-45 . . . . .	2	1	1	1	-	-	-
C-46 . . . . .	2	2	-	-	-	-	-
C-47/53 . . . . .	153	98	55	16	1	33	5
<b>Air Force Reserve:</b>							
C-47 . . . . .	47	30	17	6	1	10	-
<b>Trainer . . . . .</b>	<b>1,447</b>	<b>1,023</b>	<b>424</b>	<b>115</b>	<b>13</b>	<b>277</b>	<b>19</b>
<b>Air National Guard:</b>							
T-6 . . . . .	245	187	58	17	-	37	4
T-11 . . . . .	32	19	13	6	-	4	3
TB-26 . . . . .	99	49	50	26	1	18	5
TF-47 . . . . .	13	10	3	-	-	2	1
TF-51 . . . . .	27	20	7	4	-	2	1
TRF-51 . . . . .	6	5	1	-	-	1	-
<b>Air Force Reserve:</b>							
T-6 . . . . .	384	314	70	12	2	53	3
T-7 . . . . .	52	34	18	4	-	14	-
T-11 . . . . .	318	189	129	24	9	94	2
TB-26 . . . . .	2	1	1	-	-	1	-
TC-46 . . . . .	269	195	74	22	1	51	-
<b>Communication . . . . .</b>	<b>1</b>	<b>-</b>	<b>1</b>	<b>-</b>	<b>-</b>	<b>1</b>	<b>-</b>
<b>Air Force Reserve:</b>							
L-5 . . . . .	1	-	1	-	-	1	-

TABLE-200--USAF RESERVE FORCES ACTIVE AIRPLANES OUT OF COMMISSION (Continued)

Type and Model	Average Airplanes <u>g</u>		Average Number of Airplanes Out of Commission				
	On Hand	In Commission	Total	Parts	Tech Order	Maintenance	Other
MARCH 1950							
<u>Total Reserve Forces</u>	<u>3,710</u>	<u>2,555</u>	<u>1,155</u>	<u>278</u>	<u>49</u>	<u>710</u>	<u>118</u>
Air National Guard	2,511	1,745	766	183	26	449	108
Air Force Reserve	1,199	810	389	95	23	261	10
<u>Bomber</u> . . . . .	<u>293</u>	<u>193</u>	<u>100</u>	<u>41</u>	<u>2</u>	<u>46</u>	<u>11</u>
Air National Guard:							
B-26 . . . . .	207	138	69	27	2	30	10
Air Force Reserve :							
B-26 . . . . .	86	55	31	14	-	16	1
<u>Fighter</u> . . . . .	<u>1,671</u>	<u>1,152</u>	<u>519</u>	<u>112</u>	<u>18</u>	<u>307</u>	<u>82</u>
Air National Guard:							
F-47 . . . . .	529	348	181	47	10	96	28
F-51 . . . . .	912	672	240	49	6	165	20
F-80 . . . . .	118	73	45	6	2	31	6
F-84 . . . . .	112	59	53	10	-	15	28
<u>Reconnaissance</u> . . . . .	<u>16</u>	<u>11</u>	<u>5</u>	<u>-</u>	<u>-</u>	<u>5</u>	<u>-</u>
Air National Guard:							
RF-51 . . . . .	16	11	5	-	-	5	-
<u>Cargo</u> . . . . .	<u>208</u>	<u>142</u>	<u>66</u>	<u>15</u>	<u>3</u>	<u>40</u>	<u>8</u>
Air National Guard:							
C-45 . . . . .	2	-	2	-	1	-	1
C-46 . . . . .	2	2	-	-	-	-	-
C-47/53 . . . . .	155	107	48	11	1	30	6
Air Force Reserve :							
C-46 . . . . .	2	1	1	-	-	-	1
C-47 . . . . .	47	32	15	4	1	10	-
<u>Trainer</u> . . . . .	<u>1,521</u>	<u>1,057</u>	<u>464</u>	<u>110</u>	<u>26</u>	<u>311</u>	<u>17</u>
Air National Guard:							
T-6 . . . . .	274	220	54	11	1	40	2
T-11 . . . . .	31	20	11	5	2	4	-
TB-26 . . . . .	107	64	43	14	1	23	5
TF-47 . . . . .	16	11	5	2	-	2	1
TF-51 . . . . .	24	17	7	-	-	6	1
TRF-51 . . . . .	6	3	3	1	-	2	-
Air Force Reserve:							
T-6 . . . . .	275	208	67	14	3	47	3
T-7 . . . . .	140	96	44	12	1	30	1
T-11 . . . . .	359	230	129	26	9	92	2
TB-26 . . . . .	2	1	1	1	-	-	-
TC-46 . . . . .	287	187	100	24	9	65	2
<u>Communication</u> . . . . .	<u>1</u>	<u>-</u>	<u>1</u>	<u>-</u>	<u>-</u>	<u>1</u>	<u>-</u>
Air Force Reserve:							
L-5 . . . . .	1	-	1	-	-	1	-

TABLE-200-USA F RESERVE FORCES ACTIVE AIRPLANES OUT OF COMMISSION (Continued)

Type and Model	Average Airplanes <sup>a/</sup>		Average Number of Airplanes Out of Commission				
	On Hand	In Commission	Total	Parts	Tech Order	Maintenance	Other
JUNE 1950							
<b>Total Reserve Forces</b>	<u>3,571</u>	<u>2,607</u>	<u>964</u>	<u>194</u>	<u>27</u>	<u>617</u>	<u>116</u>
Air National Guard	2,620	1,904	716	144	29	440	103
Air Force Reserve	951	703	248	50	8	177	13
<b>Bomber</b> . . . . .	<u>288</u>	<u>194</u>	<u>94</u>	<u>21</u>	-	<u>55</u>	<u>8</u>
Air National Guard:							
B-26 . . . . .	200	130	70	23	-	40	7
Air Force Reserve :							
B-26 . . . . .	88	64	24	8	-	15	1
<b>Fighter</b> . . . . .	<u>1,777</u>	<u>1,307</u>	<u>470</u>	<u>78</u>	<u>24</u>	<u>293</u>	<u>75</u>
Air National Guard:							
F-47 . . . . .	495	350	145	27	3	96	19
F-51 . . . . .	916	754	162	21	2	116	23
F-80 . . . . .	112	66	46	6	5	27	8
F-84 . . . . .	253	137	116	24	14	54	24
Air Force Reserve :							
F-80 . . . . .	1	-	1	-	-	-	1
<b>Reconnaissance</b> . . . .	<u>15</u>	<u>7</u>	<u>8</u>	<u>1</u>	-	<u>5</u>	<u>2</u>
Air National Guard:							
RF-51 . . . . .	15	7	8	1	-	5	2
<b>Cargo</b> . . . . .	<u>222</u>	<u>168</u>	<u>54</u>	<u>11</u>	-	<u>28</u>	<u>5</u>
Air National Guard:							
C-45 . . . . .	2	2	-	-	-	-	-
C-46 . . . . .	2	2	-	-	-	-	-
C-47/53 . . . . .	167	121	46	10	-	32	4
Air Force Reserve :							
C-45 . . . . .	1	-	1	-	-	-	1
C-47 . . . . .	49	42	7	1	-	6	-
VB-26 . . . . .	1	1	-	-	-	-	-
<b>Trainer</b> . . . . .	<u>1,267</u>	<u>930</u>	<u>327</u>	<u>72</u>	<u>13</u>	<u>226</u>	<u>26</u>
Air National Guard:							
T-6 . . . . .	272	217	55	12	4	34	5
T-11 . . . . .	31	19	12	5	-	5	2
TB-26 . . . . .	113	71	42	13	1	21	7
TF-47 . . . . .	18	14	4	1	-	3	-
TF-51 . . . . .	18	11	7	1	-	5	1
TRF-51 . . . . .	6	3	3	-	-	2	1
Air Force Reserve :							
T-6 . . . . .	4	1	3	-	-	2	1
T-7 . . . . .	153	112	41	9	-	31	1
T-11 . . . . .	366	261	105	19	6	75	5
TB-26 . . . . .	3	2	1	-	-	1	-
TC-46 . . . . .	283	219	64	12	2	47	3
<b>Communication</b> . . . .	<u>2</u>	<u>1</u>	<u>1</u>	<u>1</u>	-	-	-
Air Force Reserve:							
L-4 . . . . .	2	1	1	1	-	-	-

<sup>a/</sup> The data reflected are for the month shown and should not be compared with the quarterly averages shown elsewhere in the Statistical Digest.

TABLE - 201-AIR NATIONAL GUARD AIRPLANES ON HAND BY STATE OR TERRITORY

Air Force Area and Location	1949				1950	
	31 March	30 June	30 Sept	31 Dec	31 March	30 June
<b>Total</b>	<b>2154</b>	<b>2195</b>	<b>2334</b>	<b>2460</b>	<b>2552</b>	<b>2674</b>
<b>Continental U. S. - Total</b>	<b>2088</b>	<b>2130</b>	<b>2262</b>	<b>2392</b>	<b>2493</b>	<b>2613</b>
<b>First Air Force - Total</b>	<b>340</b>	<b>338</b>	<b>369</b>	<b>404</b>	<b>433</b>	<b>479</b>
Connecticut . . . . .	27	25	36	37	36	38
Massachusetts . . . . .	51	53	57	61	60	61
Maine . . . . .	36	35	34	34	31	31
New Hampshire . . . . .	36	36	30	31	31	31
New Jersey . . . . .	39	37	37	39	30	40
New York . . . . .	111	114	135	150	177	181
Rhode Island . . . . .	9	9	16	22	34	46
Vermont . . . . .	31	29	24	30	34	31
<b>Fourth Air Force - Total</b>	<b>291</b>	<b>319</b>	<b>302</b>	<b>328</b>	<b>330</b>	<b>346</b>
Arizona . . . . .	27	28	23	30	31	30
California . . . . .	106	124	115	119	118	120
Idaho . . . . .	21	29	27	31	31	29
Montana . . . . .	31	31	29	32	32	32
Nevada . . . . .	17	19	26	28	29	29
Oregon . . . . .	31	30	28	27	28	27
Utah . . . . .	29	29	26	32	32	31
Washington . . . . .	29	29	29	29	29	48
<b>Ninth Air Force - Total</b>	<b>355</b>	<b>360</b>	<b>437</b>	<b>431</b>	<b>474</b>	<b>473</b>
Delaware . . . . .	32	30	35	34	41	41
District of Columbia . . . . .	38	35	36	27	41	46
Kentucky . . . . .	28	29	30	34	34	33
Maryland . . . . .	35	34	33	34	33	30
Ohio . . . . .	117	130	147	130	132	124
Pennsylvania . . . . .	45	42	95	108	130	136
Virginia . . . . .	32	32	33	33	33	32
West Virginia . . . . .	28	28	28	31	30	31
<b>Tenth Air Force - Total</b>	<b>565</b>	<b>565</b>	<b>612</b>	<b>685</b>	<b>696</b>	<b>718</b>
Colorado . . . . .	31	33	29	33	36	37
Illinois . . . . .	79	79	94	102	102	102
Indiana . . . . .	57	57	54	66	65	67
Iowa . . . . .	53	52	55	61	57	74
Kansas . . . . .	28	27	28	44	43	42
Michigan . . . . .	67	67	73	78	91	93
Minnesota . . . . .	40	40	50	63	63	63
Missouri . . . . .	56	53	56	56	59	60
Nebraska . . . . .	37	35	32	31	27	27
North Dakota . . . . .	25	28	27	32	32	29
South Dakota . . . . .	28	33	30	30	30	2
Wisconsin . . . . .	36	36	58	57	59	91
Wyoming . . . . .	26	25	26	32	32	31
<b>Twelfth Air Force - Total</b>	<b>209</b>	<b>221</b>	<b>229</b>	<b>234</b>	<b>240</b>	<b>251</b>
Arkansas . . . . .	32	31	31	30	32	32
Louisiana . . . . .	20	20	22	21	21	21
New Mexico . . . . .	31	31	29	29	29	30
Oklahoma . . . . .	47	52	54	54	61	67
Texas . . . . .	79	86	93	100	97	101
<b>Fourteenth Air Force - Total</b>	<b>328</b>	<b>327</b>	<b>319</b>	<b>314</b>	<b>320</b>	<b>346</b>
Alabama . . . . .	43	46	45	53	53	52
Florida . . . . .	36	36	34	33	32	31
Georgia . . . . .	94	92	98	94	91	92
Mississippi . . . . .	32	32	29	29	28	31
North Carolina . . . . .	30	29	29	18	25	28
South Carolina . . . . .	27	28	28	28	28	28
Tennessee . . . . .	66	64	56	59	63	84
<b>Overseas - Total</b>	<b>66</b>	<b>65</b>	<b>65</b>	<b>64</b>	<b>59</b>	<b>61</b>
Hawaii . . . . .	36	35	36	36	34	36
Puerto Rico . . . . .	30	30	29	28	25	25

TABLE-202-FUNCTIONAL DISTRIBUTION OF AIR NATIONAL GUARD AIRPLANES

TYPE	Total On Hand	ACTIVE								INACTIVE				
		Total	Tactical Training & Transp. Units	Minimum Individual Training a/	Administrative	Air Attache Mission & Misc.	Project	Command Support	Pipeline & Other b/	Total	Storage	Modification	Other	Excess & Rec. Recln.
31 Mar 1949														
<b>Total</b>	<u>2,154</u>	<u>2,114</u>	<u>388</u>	<u>1,655</u>	-	-	-	-	<u>71</u>	<u>40</u>	<u>28</u>	-	-	<u>12</u>
Bomber	272	268	96	158	-	-	-	-	14	4	1	-	-	3
Fighter	1,325	1,300	197	1,080	-	-	-	-	23	25	18	-	-	7
Cargo	120	118	33	77	-	-	-	-	8	2	2	-	-	-
Trainer	421	412	62	340	-	-	-	-	10	9	7	-	-	2
Liaison	16	16	-	-	-	-	-	-	16	-	-	-	-	-
30 Jun 1949														
<b>Total</b>	<u>2,195</u>	<u>2,161</u>	<u>381</u>	<u>1,755</u>	-	-	-	-	<u>25</u>	<u>34</u>	<u>26</u>	-	-	<u>8</u>
Bomber	246	238	81	155	-	-	-	-	2	8	5	-	-	3
Fighter	1,399	1,379	195	1,178	-	-	-	-	6	20	15	-	-	5
Reconnaissance	4	4	-	-	-	-	-	-	4	-	-	-	-	-
Cargo	140	138	36	97	-	-	-	-	5	2	2	-	-	-
Trainer	405	401	69	325	-	-	-	-	7	4	4	-	-	-
Liaison	1	1	-	-	-	-	-	-	1	-	-	-	-	-
30 Sep 1949														
<b>Total</b>	<u>2,334</u>	<u>2,302</u>	<u>676</u>	<u>1,536</u>	<u>22</u>	-	-	<u>57</u>	-	<u>32</u>	<u>20</u>	<u>4</u>	-	<u>8</u>
Bomber	232	222	95	117	-	-	-	10	-	10	4	4	-	5
Fighter	1,511	1,497	427	1,032	-	-	-	38	-	14	10	2	-	2
Reconnaissance	18	18	8	10	-	-	-	-	-	-	-	-	-	-
Cargo	162	159	36	93	29	-	-	1	-	3	2	-	-	1
Trainer	411	406	110	284	4	-	-	8	-	5	4	1	-	-
31 Dec 1949														
<b>Total</b>	<u>2,460</u>	<u>2,442</u>	<u>1,808</u>	<u>543</u>	<u>18</u>	<u>20</u>	<u>2</u>	<u>48</u>	-	<u>18</u>	<u>2</u>	<u>6</u>	-	<u>9</u>
Bomber	223	217	114	61	-	4	-	8	-	2	2	-	-	4
Fighter	1,620	1,611	1,253	321	-	-	5	32	-	9	1	5	-	3
Reconnaissance	17	14	3	-	-	-	-	-	-	-	-	-	-	-
Cargo	161	161	96	36	18	8	-	3	-	-	-	-	-	-
Trainer	439	436	301	122	-	8	-	5	-	3	-	1	-	2
31 Mar 1950														
<b>Total</b>	<u>2,522</u>	<u>2,541</u>	<u>2,192</u>	<u>263</u>	<u>19</u>	<u>15</u>	-	<u>52</u>	-	<u>11</u>	<u>3</u>	<u>1</u>	<u>1</u>	<u>6</u>
Bomber	214	210	151	52	-	4	-	3	-	4	2	-	-	2
Fighter	1,703	1,698	1,562	104	-	-	-	32	-	5	-	1	1	3
Reconnaissance	17	17	13	3	-	-	-	1	-	-	-	-	-	-
Cargo	161	161	107	19	19	11	-	5	-	-	-	-	-	-
Trainer	457	455	359	85	-	-	-	11	-	2	1	-	-	1
30 Jun 1950														
<b>Total</b>	<u>2,674</u>	<u>2,654</u>	<u>2,562</u>	<u>2</u>	<u>23</u>	<u>17</u>	-	<u>49</u>	-	<u>20</u>	-	<u>9</u>	<u>4</u>	<u>7</u>
Bomber	203	198	193	-	-	-	-	-	-	5	-	-	-	3
Fighter	1,814	1,802	1,764	3	-	-	-	35	-	12	-	7	3	2
Reconnaissance	15	15	14	-	-	-	-	1	-	-	-	-	-	-
Cargo	181	181	140	-	23	16	-	2	-	-	-	-	-	-
Trainer	461	458	451	-	-	1	-	6	-	3	-	-	1	2

a/ Airplanes used for minimum individual training and administrative purposes are combined in the first quarters 1949.

b/ Airplanes in active "Pipeline and Other" in the first two quarters 1949 are included in other categories in the remaining quarters as a result of changes in airplane reporting procedures.



TABLE-203-FUNCTIONAL DISTRIBUTION OF CIVIL AIR PATROL AIRPLANES

TYPE	Total On Hand	ACTIVE						INACTIVE	
		Total	Tactical Training & Transp. Units	Minimum Individual Training	Air Attache Mission & Misc.	Command Support	Pipeline Service Test & Other	Total	Storage
31 March 1949 . . . . .									
<u>TOTAL</u> . . . . .	<u>202</u>	<u>200</u>	-	<u>200</u>	-	-	-	<u>2</u>	<u>2</u>
Search and Rescue . . . . .	1	1	-	1	-	-	-	-	-
Trainer . . . . .	2	-	-	-	-	-	-	2	2
Communication . . . . .	199	199	-	199	-	-	-	-	-
30 June 1949 . . . . .									
<u>TOTAL</u> . . . . .	<u>224</u>	<u>224</u>	<u>224</u>	-	-	-	-	-	-
Cargo . . . . .	1	1	1	-	-	-	-	-	-
Communication . . . . .	223	223	223	-	-	-	-	-	-
30 September 1949 . . . . .									
<u>TOTAL</u> . . . . .	<u>270</u>	<u>270</u>	-	<u>256</u>	<u>13</u>	<u>1</u>	-	-	-
Communication . . . . .	270	270	-	256	13	1	-	-	-
31 December 1949 . . . . .									
<u>TOTAL</u> . . . . .	<u>296</u>	<u>296</u>	-	<u>296</u>	-	-	-	-	-
Communication . . . . .	296	296	-	296	-	-	-	-	-
31 March 1950 . . . . .									
<u>TOTAL</u> . . . . .	<u>301</u>	<u>301</u>	-	<u>301</u>	-	-	-	-	-
Communication . . . . .	301	301	-	301	-	-	-	-	-
30 June 1950 . . . . .									
<u>TOTAL</u> . . . . .	<u>277</u>	<u>277</u>	-	<u>277</u>	-	-	-	-	-
Communication . . . . .	277	277	-	277	-	-	-	-	-

TABLE -204 - AIR FORCE RESERVE FLIGHT OPERATIONS, BY TYPE AND MODEL AIRCRAFT

Type and Model	3rd Quarter - FY 1949					4th Quarter - FY 1949				
	Hours Flown	Aircraft		Fuel Consumed (In Gals)	Landings	Hours Flown	Aircraft		Fuel Consumed (In Gals)	Landings
		Av. On Hand	Av. In Com.				Av. On Hand	Av. In Com.		
FLYING ACTIVE										
<u>Total</u>	<u>99,062</u>	<u>1,262</u>	<u>995</u>	<u>4,018,447</u>	<u>114,981</u>	<u>134,537</u>	<u>1,225</u>	<u>908</u>	<u>6,164,441</u>	<u>151,088</u>
B-26	5,299	64	43	798,018	5,185	8,571	76	53	1,226,993	7,075
C-46	2,266	26	16	361,213	1,747	8,871	71	45	1,292,922	7,495
C-47	-	-	-	-	-	3,610	24	16	349,561	2,810
T-6	55,487	881	742	1,854,322	80,866	81,789	792	539	2,227,298	100,591
T-7	1,452	12	8	55,264	1,074	1,699	11	8	64,791	1,398
T-11	24,508	278	186	944,827	26,043	28,890	243	151	1,150,436	30,587
TB-26	50	1	-	4,803	66	106	1	1	15,167	42
TF-51	-	-	-	-	-	7	-	-	441	5
TC-46	-	-	-	-	-	994	7	4	136,832	1,085
NON-FLYING ACTIVE										
<u>Total</u>	<u>5</u>	<u>4</u>	<u>-</u>	<u>154</u>	<u>7</u>	<u>889</u>	<u>27</u>	<u>14</u>	<u>30,400</u>	<u>252</u>
B-26	-	1	-	-	-	10	1	-	1,547	8
C-46	-	-	-	-	-	-	1	-	-	-
T-6	4	2	-	119	6	628	20	11	18,649	708
T-11	1	1	-	35	1	251	5	3	10,204	243

Type and Model	1st Quarter - FY 1950					2nd Quarter - FY 1950				
	Hours Flown	Aircraft		Fuel Consumed (In Gals)	Landings	Hours Flown	Aircraft		Fuel Consumed (In Gals)	Landings
		Av. On Hand	Av. In Com.				Av. On Hand	Av. In Com.		
OPERATING ACTIVE										
<u>Total</u>	<u>92,007</u>	<u>967</u>	<u>669</u>	<u>6,553,108</u>	<u>88,763</u>	<u>69,017</u>	<u>1,022</u>	<u>721</u>	<u>5,831,532</u>	<u>60,370</u>
B-26	8,137	71	39	1,131,368	5,858	4,982	82	47	772,283	3,962
C-46	2,682	23	16	416,531	1,951	848	5	4	117,878	518
C-47	5,364	47	34	502,314	5,917	5,258	45	29	501,116	4,243
C-45	14	-	-	485	3	-	-	-	-	-
T-6	35,564	449	355	991,931	38,083	16,562	363	293	464,803	18,241
T-7	1,277	11	7	56,085	889	2,523	30	19	102,871	1,959
T-11	21,638	222	128	854,650	23,508	17,105	259	164	658,941	16,362
TB-26	125	2	-	17,780	50	103	2	-	14,779	59
TC-46	17,206	142	90	2,581,964	12,504	21,636	236	165	3,198,861	15,026
OTHER ACTIVE										
T-6	-	-	-	-	-	-	1	-	-	-
INACTIVE										
B-26	1	X	X	255	1	1	X	X	255	1

TABLE -204- USAF RESERVE FLIGHT OPERATIONS , BY TYPE AND MODEL AIRCRAFT (Continued)

Type and Model	3rd Quarter - FY 1950					4th Quarter - FY 1950				
	Hours Flown	Aircraft		Fuel Consumed (In Gals)	Landings	Hours Flown	Aircraft		Fuel Consumed (In Gals)	Landings
		Av. On Hand	Av. In Com.				Av. On Hand	Av. In Com.		
<b>OPERATING ACTIVE</b>										
<u>Total</u>	<u>78,190</u>	<u>1,145</u>	<u>798</u>	<u>6,587,342</u>	<u>65,025</u>	<u>115,761</u>	<u>957</u>	<u>725</u>	<u>10,756,557</u>	<u>79,752</u>
B-26	4,566	86	54	714,607	4,178	11,254	87	59	1,680,261	7,408
C-47	5,682	44	31	525,396	4,492	7,617	47	38	698,698	4,716
C-46	40	1	-	5,960	23	-	-	-	-	-
CB-26	-	-	-	-	-	86	1	1	14,217	45
T-6	10,784	316	246	306,595	11,575	2,427	52	40	66,484	2,366
T-7	9,608	114	79	377,633	7,628	15,060	147	111	608,572	11,241
T-11	21,196	303	202	849,749	18,873	36,165	344	255	1,422,266	27,975
TB-26	71	2	1	10,584	47	429	2	1	63,893	454
TC-46	26,197	279	185	3,789,408	18,178	42,723	277	220	6,202,166	25,547
TC-47	46	-	-	7,410	31	-	-	-	-	-
<b>OTHER ACTIVE</b>										
<u>Total</u>	<u>39</u>	<u>2</u>	<u>6</u>	<u>1,353</u>	<u>56</u>	<u>134</u>	<u>13</u>	<u>2</u>	<u>4,147</u>	<u>95</u>
C-45	-	-	-	-	-	-	1	-	-	-
T-6	39	9	6	1,353	56	134	10	9	4,147	95
T-7	-	-	-	-	-	-	1	-	-	-
L-4	-	-	-	-	-	-	1	-	-	-
<b>OTHER ACTIVE <sup>a/</sup></b>										
<u>Total</u>	<u>323</u>	<u>69</u>	<u>21</u>	<u>15,168</u>	<u>204</u>	<u>43</u>	<u>34</u>	<u>5</u>	<u>5,681</u>	<u>61</u>
B-26	2	2	-	350	3	-	1	-	50	1
C-47	16	4	1	1,217	20	1	1	-	68	1
T-6	135	17	12	4,323	130	1	3	-	27	2
T-7	40	2	1	1,265	15	2	2	-	69	3
T-11	119	38	7	6,714	118	27	20	5	1,435	40
TC-46	11	6	-	1,299	18	12	7	-	4,032	14
<b>INACTIVE</b>										
T-6	6	X	X	230	12	454	X	X	13,027	285

a/ These aircraft are actually allocated to AFR, but temporarily in possession of USAF (at different commands) for purposes of modification, maintenance, etc. Prior to January 1950 these aircraft were reported by USAF

TABLE -205-AIR NATIONAL GUARD FLIGHT OPERATIONS BY TYPE AND MODEL OF AIRCRAFT

Type and Model	3rd Quarter - FY 1949					4th Quarter - FY 1949				
	Hours Flown	Aircraft		Fuel Consumed (In Gals)	Landings	Hours Flown	Aircraft		Fuel Consumed (In Gals)	Landings
		Av On Hand	Av In Con				Av On Hand	Av In Con		
<b>FLYING ACTIVE</b>										
<b>Total</b>	<b>65,626</b>	<b>2,036</b>	<b>1,277</b>	<b>6,020,147</b>	<b>55,388</b>	<b>115,628</b>	<b>2,068</b>	<b>1,406</b>	<b>10,182,221</b>	<b>95,344</b>
B-26	7,311	246	120	1,180,089	5,064	11,847	232	124	1,862,580	7,961
F-47	12,588	452	266	1,250,247	8,677	19,873	462	303	2,033,822	13,535
F-51	18,149	695	472	1,138,958	14,085	37,248	748	563	2,362,842	27,903
F-80	1,806	92	62	682,383	1,795	3,117	102	61	1,059,205	2,875
C-46	112	2	2	20,009	103	110	2	1	18,607	130
C-47/53	9,437	107	77	892,191	5,870	14,835	116	85	1,345,319	9,597
C-45	52	2	1	2,405	47	10	2	-	430	8
T-6	10,527	225	150	309,788	14,718	19,888	226	163	578,661	25,475
T-11	1,253	33	16	60,583	1,418	1,884	33	17	81,922	1,991
TB-26	1,947	67	34	307,823	1,658	4,478	78	40	673,053	3,711
TF-47	571	19	13	66,238	404	527	15	12	64,011	445
TP-51	1,543	64	43	104,519	1,204	1,446	46	33	98,388	1,347
L-5	198	29	20	2,344	206	29	2	1	359	47
13	-	-	-	-	-	32	1	-	419	16
-17	128	3	1	1,520	137	149	2	2	1,611	161
-126	4	-	-	50	2	155	1	1	992	142
<b>NON-FLYING ACTIVE</b>										
<b>Total</b>	<b>60</b>	<b>12</b>	<b>2</b>	<b>6,510</b>	<b>71</b>	<b>254</b>	<b>43</b>	<b>2</b>	<b>21,856</b>	<b>203</b>
B-26	21	10	1	3,892	21	33	14	-	4,471	34
T-11	23	1	1	1,100	36	6	2	-	315	3
TB-26	9	-	-	1,275	12	50	5	-	8,529	34
C-47/53	2	-	-	195	1	21	2	-	2,245	12
L-5	5	1	-	48	3	-	1	-	-	-
F-47	-	-	-	-	-	2	9	-	210	3
F-51	-	-	-	-	-	55	7	1	3,278	32
T-6	-	-	-	-	-	87	3	1	2,808	85
<b>INACTIVE</b>										
<b>Total</b>	<b>213</b>	<b>X</b>	<b>X</b>	<b>20,113</b>	<b>122</b>	<b>115</b>	<b>X</b>	<b>X</b>	<b>13,505</b>	<b>114</b>
F-47	150	X	X	12,637	84	4	X	X	463	7
C-47/53	63	X	X	7,476	38	90	X	X	9,144	87
TB-26	-	X	X	-	-	17	X	X	3,547	16
F-51	-	X	X	-	-	4	X	X	351	4

TABLE -205-AIR NATIONAL GUARD FLIGHT OPERATIONS BY TYPE AND MODEL OF AIRCRAFT (Continued)

Type and Model	1st Quarter - FY 1950					2nd Quarter - FY 1950				
	Hours Flown	Aircraft		Fuel Consumed (In Gals)	Landings	Hours Flown	Aircraft		Fuel Consumed (In Gals)	Landings
		Av On Hand	Av In Com				Av On Hand	Av In Com		
OPERATING ACTIVE										
<b>Total</b>	<b>139,447</b>	<b>2,202</b>	<b>1,606</b>	<b>12,761,998</b>	<b>107,636</b>	<b>68,990</b>	<b>2,322</b>	<b>1,608</b>	<b>6,149,699</b>	<b>55,852</b>
B-26	13,921	217	142	2,117,233	8,338	6,503	211	123	1,006,069	4,413
F-47	26,184	504	253	2,691,111	17,701	10,281	526	349	1,094,414	7,290
F-51	45,861	830	646	2,272,894	32,212	19,283	901	665	1,217,598	14,775
F-80	3,906	95	60	1,343,335	3,564	1,661	108	63	590,954	1,572
F-84	-	-	-	-	-	13	1	-	4,111	16
RF-51	285	13	7	18,218	198	321	16	13	21,330	241
C-46	141	2	2	24,108	162	115	2	2	20,483	129
C-47/53	19,608	148	111	1,844,492	13,548	12,835	153	108	1,214,792	7,863
C-45	38	1	-	1,255	27	38	1	1	1,611	36
T-6	18,786	223	172	553,739	23,269	12,897	233	183	371,462	14,871
T-11	1,845	30	18	82,682	2,014	1,155	31	18	51,004	1,297
TB-26	6,573	93	60	1,009,179	4,892	2,942	99	51	450,479	2,545
TF-47	904	15	12	116,581	681	294	11	8	33,556	218
TF-51	1,375	32	23	87,171	1,030	652	30	24	41,436	586
OTHER ACTIVE										
<b>Total</b>	<b>106</b>	<b>43</b>	<b>1</b>	<b>6,832</b>	<b>84</b>	<b>77</b>	<b>28</b>	<b>2</b>	<b>5,740</b>	<b>65</b>
B-26	5	8	-	600	3	-	7	-	-	-
F-47	-	14	-	-	-	26	17	1	2,592	13
F-51	21	7	-	1,148	13	3	15	1	205	3
F-80	-	3	-	-	-	-	8	-	-	-
C-45	7	1	-	198	4	40	1	-	1,763	44
C-47	28	1	-	3,095	15	-	2	-	-	-
T-6	-	2	-	-	-	-	1	-	-	-
T-11	45	2	1	1,771	49	-	2	-	-	-
TB-26	-	3	-	-	-	8	2	-	1,180	5
TF-51	-	2	-	-	-	-	2	-	-	-
TF-47	-	-	-	-	-	-	1	-	-	-
INACTIVE										
<b>Total</b>	<b>19</b>	X X		<b>3,545</b>	<b>15</b>	<b>19</b>	X X		<b>3,570</b>	<b>9</b>
TB-26	19	X X		3,545	15	19	X X		3,570	9

TABLE -205- AIR NATIONAL GUARD FLIGHT OPERATIONS BY TYPE AND MODEL OF AIRCRAFT (Continued)

Type and Model	3rd Quarter - FY 1950					4th Quarter - FY 1950				
	Hours Flown	Aircraft		Fuel Consumed (In Gals)	Landings	Hours Flown	Aircraft		Fuel Consumed (In Gals)	Landings
		Av On Hand	Av In Com				Av On Hand	Av In Com		
OPERATING ACTIVE										
<b>Total</b>	<b>56,626</b>	<b>2,452</b>	<b>1,726</b>	<b>5,597,770</b>	<b>46,877</b>	<b>110,947</b>	<b>2,552</b>	<b>1,910</b>	<b>11,046,751</b>	<b>85,405</b>
B-26	4,932	207	135	764,391	3,500	9,348	200	138	1,407,752	6,146
F-47	9,254	518	341	982,207	6,634	14,074	504	352	1,485,916	9,450
F-51	14,793	908	685	969,477	12,466	36,032	911	739	2,280,505	26,425
F-80	1,829	110	67	642,949	1,878	3,583	103	72	1,263,738	3,416
F-84	1,210	85	40	392,019	1,112	3,784	198	106	1,302,154	3,398
RF-51	331	22	16	21,446	199	400	15	9	26,644	279
C-46	74	2	1	13,800	86	118	1	1	21,784	125
C-47/53	10,920	152	113	1,018,535	6,753	17,337	159	128	1,614,697	10,879
C-45	16	2	-	715	14	213	3	2	8,805	180
T-6	8,791	263	218	255,538	10,474	16,911	273	232	487,381	18,181
T-11	826	29	19	34,839	835	1,229	28	18	51,702	1,111
TB-26	2,827	104	62	432,447	2,340	6,343	113	78	963,283	4,756
TF-47	343	14	10	36,915	213	584	17	15	68,628	370
TF-51	480	37	19	32,492	373	991	27	20	63,762	689
OTHER ACTIVE										
<b>Total</b>	<b>92</b>	<b>39</b>	<b>1</b>	<b>7,088</b>	<b>133</b>	<b>82</b>	<b>33</b>	<b>3</b>	<b>7,143</b>	<b>37</b>
B-26	1	5	-	210	2	6	2	-	963	3
F-47	13	10	1	1,384	11	15	7	1	1,541	8
F-51	-	5	-	-	-	-	7	-	-	-
F-80	-	7	-	-	-	-	9	1	-	-
F-84	-	1	-	-	-	-	1	-	-	-
RF-51	5	1	-	420	2	-	1	-	-	-
C-47	34	2	-	3,364	57	14	2	-	1,302	4
C-45	-	1	-	-	-	20	-	-	984	9
T-6	2	2	-	54	3	-	1	-	-	-
T-11	8	2	-	234	5	-	2	-	-	-
TB-26	16	2	-	567	42	-	1	-	-	-
TF-47	14	1	-	1,755	11	27	-	1	2,353	13
INACTIVE										
<b>Total</b>	<b>1</b>	<b>X</b>	<b>X</b>	<b>150</b>	<b>2</b>	<b>171</b>	<b>X</b>	<b>X</b>	<b>17,058</b>	<b>85</b>
TB-26	-	X	X	-	-	4	X	X	395	2
RF-51	-	X	X	-	-	9	X	X	705	5
F-47	1	X	X	150	2	158	X	X	15,958	78

TABLE - 2

Component	Flying Hours <sup>a/</sup>	All Accidents			Fatal Accidents <sup>b/</sup>		Aircraft Wrecked <sup>d/</sup>
		Total	Major	Minor	Number	Deaths <sup>c/</sup>	
<u>Last Half FY 1949 - Total</u>		<u>294</u>	<u>200</u>	<u>94</u>	<u>24</u>	<u>51</u>	<u>60</u>
AF Reserve Pilot . . . .	192,161	131	76	55	12	25	19
Air National Guard . . . .	181,494	161	123	38	22	26	41
Civil Air Patrol . . . .	6,348	2	1	1	-	-	-
<u>3rd Quarter</u>		<u>121</u>	<u>80</u>	<u>41</u>	<u>15</u>	<u>28</u>	<u>25</u>
AF Reserve Pilot . . . .	79,696	66	40	26	6	15	9
Air National Guard . . . .	65,899	54	40	14	9	13	16
Civil Air Patrol . . . .	2,266	1	-	1	-	-	-
<u>4th Quarter</u>		<u>173</u>	<u>120</u>	<u>53</u>	<u>19</u>	<u>23</u>	<u>35</u>
AF Reserve Pilot . . . .	112,465	65	36	29	6	10	10
Air National Guard . . . .	115,595	107	83	24	13	13	25
Civil Air Patrol . . . .	4,082	1	1	-	-	-	-
<u>Fiscal Year 1950 - Total</u>		<u>494</u>	<u>361</u>	<u>133</u>	<u>48</u>	<u>61</u>	<u>117</u>
AF Reserve Pilot . . . .	323,150	138	85	53	7	10	19
Air National Guard . . . .	376,578	345	267	78	39	43	95
Civil Air Patrol . . . .	13,226	11	9	2	2	8	3
<u>1st Quarter</u>		<u>163</u>	<u>127</u>	<u>36</u>	<u>15</u>	<u>16</u>	<u>38</u>
AF Reserve Pilot . . . .	76,012	30	18	12	-	-	3
Air National Guard . . . .	139,572	132	108	24	15	16	35
Civil Air Patrol . . . .	4,458	1	1	-	-	-	-
<u>2nd Quarter</u>		<u>76</u>	<u>57</u>	<u>19</u>	<u>11</u>	<u>14</u>	<u>21</u>
AF Reserve Pilot . . . .	54,543	22	17	5	2	3	5
Air National Guard . . . .	69,086	51	38	13	9	11	16
Civil Air Patrol . . . .	3,132	3	2	1	-	-	-
<u>3rd Quarter</u>		<u>107</u>	<u>76</u>	<u>31</u>	<u>11</u>	<u>19</u>	<u>27</u>
AF Reserve Pilot . . . .	71,785	38	26	12	2	3	6
Air National Guard . . . .	56,720	64	46	18	7	8	18
Civil Air Patrol . . . .	2,444	5	4	1	2	8	3
<u>4th Quarter</u>		<u>148</u>	<u>101</u>	<u>47</u>	<u>11</u>	<u>12</u>	<u>31</u>
AF Reserve Pilot . . . .	120,810	48	24	24	3	4	5
Air National Guard . . . .	111,200	98	75	23	8	8	26
Civil Air Patrol . . . .	3,192	2	2	-	-	-	-

EV

- <sup>a/</sup> AF Reserve Pilot flying hours represents 1st Pilot flying time flown by AF Reserve Pilots, on inactive duty and/or on active duty not to exceed fifteen days.
- <sup>b/</sup> More than one fatality may occur as a result of any one fatal accident.
- <sup>c/</sup> Deaths include all personnel killed and/or missing as the result of major aircraft accidents.
- <sup>d/</sup> Includes missing aircraft.


Source: D/Flight Safety Research - Inspector General





# PART XVI

## CIVIL RELIEF TYPE OPERATIONS



## OPERATION "VITTLES"

The Berlin airlift began on 26 June 1948, when the suspension of Western zone Berlin traffic virtually created in the Western sectors of Berlin an allied island in the Soviet Occupation Zone. The surface blockade permitted official access only by air through three corridors extending from Berlin toward Hamburg and Hanover in the British zone and Frankfurt-am-Main in the American zone. It was through these narrow air lanes that, on 26 June 1948, the Western nations initiated an airlift, not only to supply the Allied agencies of Western Berlin, but also to furnish for the German population of the Western sectors, some 2,500,000 people, minimum daily needs in sustenance and fuel.

This report is a continuation of the statistical summary of the Operation as presented in USAF Statistical Digest (Volume 1) for 1948.

As of 12 May 1949, by inter-government agreement, the blockade of Berlin was lifted. This presentation covers USAF operations only and brings Operation "Vittles" to its conclusion, on 1 September 1949, when the Combined Airlift Task Force was inactivated.

TABLE-207-THE BERLIN AIRLIFT (OPERATION)

	Date of Operation. Location and Type of Aircraft	Aircraft a/			Crews		Flights			
		Daily Average		Total Hours Flown	Daily Average		Dis- patched to Berlin	Landing Cargo	Landing Passen- gers	Cargo Ton/Miles to Berlin b/
		On Hand	In Com.		Avail- able	Util- ized				
1	GRAND TOTAL. . .	324.7 <sup>d/</sup>	188.5 <sup>d/</sup>	535,623	636.4 <sup>d/</sup>	e/	178,149	173,452	1,438	345,661,905
2	Total (26 June-31 Dec 48)	133.6 <sup>d/</sup>	80.0 <sup>d/</sup>	201,215	264.0 <sup>d/</sup>	e/	62,596	61,021	506	114,293,766
3	Total (31 Jan -30 Sep 49)	191.1	108.5	334,408	372.4	260.2	115,553	112,431	932	231,368,139
4	January - Total . . .	183.7 <sup>e/</sup>	100.1	36,467	395.0	263.6	12,701	12,272	101	24,581,639
5	Weisbaden									
6	C-82. . . . .	3.0	1.4	198	5.0	1.6	51	49	-	67,721
7	C-54. . . . .	22.0	13.0	4,501	40.0	32.0	1,194	1,128	15	3,155,349
8	Celle									
9	C-54. . . . .	36.0	19.0	7,004	63.0	62.0	3,130	3,050	-	4,841,440
10	Rhein-Main									
11	C-54. . . . .	62.7	40.7	15,447	146.0	92.0	4,195	3,987	86	10,716,362
12	Fassburg									
13	C-54. . . . .	60.0	26.0	9,317	141.0	76.0	4,131	4,058	-	5,800,767
14	February - Total . . .	212.7 <sup>e/</sup>	112.1	32,388	364.4	227.2	10,965	10,589	93	22,060,674
15	Weisbaden									
16	C-82. . . . .	4.3	1.8	184	5.0	1.3	42	42	-	58,729
17	C-54. . . . .	24.5	14.9	4,400	42.4	32.5	1,154	1,069	24	3,008,386
18	Celle									
19	C-54. . . . .	40.9	24.1	6,985	66.8	59.0	3,095	3,032	-	4,812,640
20	Rhein-Main									
21	C-54. . . . .	73.3	46.8	14,641	141.2	79.0	3,921	3,757	69	10,267,485
22	Fassburg									
23	C-54. . . . .	58.6	24.5	6,178	109.0	55.4	2,753	2,689	-	3,913,434
24	March - Total . . . .	209.4 <sup>e/</sup>	102.4	40,389	365.6	264.6	14,009	13,564	115	28,107,336
25	Weisbaden									
26	C-82. . . . .	5.0	2.4	423	4.8	2.5	104	100	-	139,095
27	C-54. . . . .	27.4	12.8	5,692	45.8	34.5	1,498	1,414	30	3,971,092
28	Celle									
29	C-54. . . . .	43.1	25.4	8,590	78.8	71.8	3,866	3,792	-	5,983,520
30	Rhein-Main									
31	C-54. . . . .	72.1	42.8	17,747	157.5	95.7	4,924	4,709	85	12,865,395
32	Fassburg									
33	C-54. . . . .	49.6	19.0	7,937	78.7	60.1	3,617	3,549	-	5,148,234
34	April - Total . . . .	211.4 <sup>b/</sup>	119.4 <sup>d/</sup>	49,933	402.4	306.6	17,052	16,673	111	34,690,926
35	Weisbaden									
36	C-82. . . . .	5.0	3.0	521	3.0	2.8	116	115	-	158,765
37	C-54. . . . .	29.5	16.9	7,755	51.2	42.1	2,029	1,973	26	5,456,739
38	Celle									
39	C-54. . . . .	45.1	27.9	9,749	87.8	82.1	4,542	4,489	-	7,072,000
40	Rhein-Main									
41	C-54. . . . .	72.0	47.4	22,141	189.7	113.2	5,984	5,798	85	15,770,622
42	Fassburg									
43	C-54. . . . .	48.7	20.8	9,767	70.7	66.4	4,381	4,298	-	6,232,800
44	May - Total . . . . .	210.2 <sup>b/</sup>	123.5 <sup>d/</sup>	50,108	456.8	339.7	17,619	17,278	115	35,450,452
45	Weisbaden									
46	C-82. . . . .	5.0	3.2	525	3.0	2.9	139	137	-	188,832
47	C-54. . . . .	29.0	18.2	7,808	62.6	49.9	2,022	1,955	35	5,563,519
48	Celle									
49	C-54. . . . .	44.1	24.5	9,491	88.7	85.5	4,418	4,374	-	6,869,600
50	Rhein-Main									
51	C-54. . . . .	72.0	49.2	21,417	207.9	111.0	5,846	5,656	80	15,231,549
52	C-97. . . . .	.9	e/	74	e/	e/	23	23	-	118,815
53	Fassburg									
54	C-54. . . . .	49.0	25.1	10,793	94.6	90.4	5,171	5,133	-	7,478,137
55	June - Total . . . . .	205.8 <sup>b/</sup>	124.8 <sup>d/</sup>	47,507	452.6	339.0	16,977	16,548	100	33,446,441
56	Weisbaden									
57	C-82. . . . .	5.0	2.9	571	3.1	2.8	137	133	-	187,989
58	C-54. . . . .	28.1	19.0	7,018	62.2	48.3	1,856	1,788	25	5,084,976
59	Celle									
60	C-54. . . . .	44.6	26.5	9,741	91.9	87.4	4,519	4,435	-	6,985,280
61	Rhein-Main									
62	C-54. . . . .	71.8	47.9	19,701	198.2	110.3	5,381	5,177	75	13,916,841
63	C-97. . . . .	1.0	-	-	1.0	-	-	-	-	-
64	Fassburg									
65	C-54. . . . .	48.3	25.6	10,476	96.2	90.2	5,084	5,015	-	7,271,355

## "VITTLES" - USAF OPERATIONS

Statute/Miles Flown (Round Trip) g/	Flights—Continued				Cargo and Passengers							
	Failing to Reach Berlin				No. of US Short Tons Landed in Berlin				Passen- gers To Berlin	Tons Cargo From Berlin	Passen- gers From Berlin	
	Total	Waa	Mech	Other	Total	Food	Coal	Other				
81,658,820	3,259	e/	e/	e/	1,626,196	e/	e/	e/	25,741	e/	37,662	1
31,265,713	1,069	e/	e/	e/	513,094	e/	e/	e/	10,578	e/	19,776	2
50,393,107	2,190	969	1,134	87	1,113,102	108,260	964,520	40,322	15,163	45,450	17,886	3
<u>2,336,083</u>	<u>328</u>	<u>195</u>	<u>123</u>	<u>10</u>	<u>121,326</u>	<u>13,442</u>	<u>103,297</u>	<u>4,587</u>	<u>1,871</u>	<u>6,732</u>	<u>1,729</u>	4
30,233	2	2	-	-	241	31	11	199	e/	e/	e/	5
705,231	51	21	27	3	11,229	6,357	1,964	2,908	e/	e/	e/	6
927,200	80	47	31	2	30,259	3,267	26,982	10	e/	e/	e/	7
2,456,019	122	79	39	4	40,136	3,758	34,917	1,461	e/	e/	e/	8
1,217,400	73	46	26	1	39,461	29	39,423	9	e/	e/	e/	9
<u>4,735,801</u>	<u>283</u>	<u>143</u>	<u>139</u>	<u>1</u>	<u>106,071</u>	<u>15,912</u>	<u>85,288</u>	<u>4,871</u>	<u>1,736</u>	<u>4,329</u>	<u>1,812</u>	10
25,914	-	-	-	-	209	2	12	195	-	e/	-	11
674,381	61	27	34	-	10,706	4,356	2,546	3,804	e/	e/	e/	12
921,728	63	33	30	-	30,079	2,638	27,439	2	-	e/	-	13
2,307,078	95	44	50	1	38,455	8,916	28,669	870	e/	e/	e/	14
806,700	64	39	25	-	26,622	-	26,622	-	-	e/	-	15
<u>6,060,898</u>	<u>330</u>	<u>136</u>	<u>184</u>	<u>10</u>	<u>135,231</u>	<u>20,630</u>	<u>108,250</u>	<u>6,351</u>	<u>1,993</u>	<u>4,631</u>	<u>2,576</u>	16
61,700	4	3	1	-	495	15	14	466	-	e/	-	17
890,948	54	19	28	7	14,132	5,370	4,063	4,699	e/	e/	e/	18
1,152,768	74	34	39	1	37,397	3,773	33,624	-	-	-	-	19
2,890,782	130	53	76	1	48,185	11,472	35,527	1,186	e/	e/	e/	20
1,064,700	68	27	40	1	35,022	-	35,022	-	-	e/	-	21
<u>7,505,843</u>	<u>268</u>	<u>44</u>	<u>200</u>	<u>24</u>	<u>165,650</u>	<u>24,030</u>	<u>132,512</u>	<u>9,108</u>	<u>2,058</u>	<u>6,489</u>	<u>2,694</u>	22
70,955	1	-	1	-	565	3	23	539	-	e/	-	23
1,233,383	30	3	21	6	19,419	5,444	7,277	6,698	e/	e/	e/	24
1,364,656	53	19	34	-	44,200	4,453	39,742	5	-	e/	-	25
3,547,449	101	15	85	1	59,066	14,130	43,070	1,866	e/	e/	e/	26
1,289,400	83	7	59	17	42,400	-	42,400	-	-	e/	-	27
<u>7,654,632</u>	<u>226</u>	<u>96</u>	<u>110</u>	<u>20</u>	<u>171,769</u>	<u>24,299</u>	<u>138,830</u>	<u>8,640</u>	<u>1,850</u>	<u>6,150</u>	<u>2,489</u>	28
84,529	2	-	2	-	672	1	9	662	-	e/	-	29
1,227,830	32	12	17	3	19,799	3,880	10,113	5,806	e/	e/	e/	30
1,329,696	44	10	19	15	42,935	4,293	38,642	-	-	e/	-	31
3,458,808	110	61	47	2	57,047	15,760	39,135	2,152	e/	e/	e/	32
13,869	-	-	-	-	445	355	70	20	-	e/	-	33
1,539,900	38	13	25	-	50,871	10	50,861	-	-	e/	-	34
<u>7,220,378</u>	<u>329</u>	<u>185</u>	<u>141</u>	<u>3</u>	<u>164,011</u>	<u>8,950</u>	<u>151,036</u>	<u>4,025</u>	<u>1,822</u>	<u>5,348</u>	<u>2,151</u>	35
82,061	4	3	1	-	669	-	68	601	-	e/	-	36
1,118,621	43	30	13	-	18,096	1,895	13,849	2,352	e/	e/	e/	37
1,348,240	84	57	24	3	43,658	-	43,658	-	-	e/	-	38
3,166,956	129	66	63	-	52,123	7,055	43,996	1,072	e/	e/	e/	39
-	-	-	-	-	-	-	-	-	-	-	-	40
1,504,500	69	29	40	-	49,465	-	49,465	-	-	e/	-	41

TABLE -207--THE BERLIN AIRLIFT (OPERATION

Date of Operations Location and Type of Aircraft	Aircraft <sup>a/</sup>			Crews		Flights			
	Daily Average		Total Hours Flown	Daily Average		Dis- patched to Berlin	Landing Cargo	Landing Passen- gers	Cargo Ton/Miles to Berlin <sup>b/</sup>
	On Hand	In Com.		Avail- able	Util- ized				
1 July - Total . . . . .	208.9 <sup>0/</sup>	127.1 <sup>B/</sup>	53,398 <sup>B/</sup>	454.1	352.1	18,780	18,366	118	37,231,897
2 Weisbaden									
3 C-82 . . . . .	5.0	3.2	314	2.9	1.9	71	71	-	100,036
4 C-54 . . . . .	28.7	18.7	8,235	61.5	49.8	2,167	2,096	30	5,888,917
5 Celle									
6 C-54 . . . . .	45.3	27.5	10,110	93.0	89.6	4,801	4,725	-	7,410,080
7 Rhein-Main									
8 C-54 . . . . .	73.1	46.1	22,089	202.9	122.3	6,173	5,957	88	15,751,932
9 C-97 . . . . .	.9	.9	94	1.0	.4	33	33	-	175,419
10 Fassburg									
11 C-54 . . . . .	50.0	28.9	11,458	92.8	88.1	5,535	5,484	-	7,905,513
12 August - Total . . . . .	176.8 <sup>D/</sup>	95.0	18,956 <sup>B/</sup>	272.5	151.7	5,989	5,788	98	12,573,951
13 Weisbaden									
14 C-82 <sup>E/</sup> . . . . .	5.0	2.5	12	3.0	1.5	3	3	-	4,215
15 C-54 . . . . .	29.9	18.6	3,720	49.9	29.4	978	952	12	2,591,382
16 Rhein-Main									
17 C-54 . . . . .	75.2	49.4	10,334	164.6	77.7	2,822	2,684	86	6,926,781
18 Fassburg									
19 C-54 . . . . .	48.6	24.5	4,654	55.0	43.1	2,186	2,149	-	3,051,573
20 September - Total . . . . .	100.8 <sup>U/</sup>	72.0	5,262	188.0	97.1	1,461	1,353	81	3,224,823
21 Weisbaden									
22 C-54 . . . . .	24.2	17.0	254	58.0	34.0	68	66	1	166,071
23 Rhein-Main									
24 C-54 . . . . .	75.3	55.0	5,008	130.0	63.1	1,393	1,287	80	3,058,752

a/ Aircraft on Hand are those possessed by operating groups (a/c in base shops and air depots are not shown)

b/ Ton/Miles computed on cargo trips into Berlin only. Mileage used is given in c/ below.

c/ Mileage (Statute) to Berlin is: From: Weisbaden - 281 (round trip - 617)  
 Rhein-Main - 267 ( " " - 603)  
 Fassburg - 147 ( " " - 300)  
 Celle - 160 ( " " - 304)

d/ Data not for entire period but reflects all available information.

e/ Not available

f/ Includes average of 11.1 aircraft not assigned to groups (7 asgd to Hq USAFE, 1 UKAMA, and 3 unassigned) throughout reporting period. None of these are reported as "in commission".

g/ Includes average of 12.2 a/c not assigned to operating groups - none of these are reported as "in commission".

h/ Includes average of 11.1 a/c not assigned to groups.

i/ Total a/c in commission includes average of 3.4 not assigned to groups.

## "VITTLES" - USAF OPERATIONS (Continued)

Statute/Miles Flown (Round Trip) c/	Flights—Continued				Cargo and Passengers							
	Failing to Reach Berlin				No. of US Short Tons Landed in Berlin			Passen- gers to Berlin	Tons Cargo From Berlin	Passen- gers From Berlin		
	Total	Wea	Mech	Other	Total	Food	Coal				Other	
<u>8,102,183</u>	<u>296</u>	<u>103</u>	<u>177</u>	<u>16</u>	<u>181,058</u>	<u>996</u>	<u>178,042</u>	<u>2,020</u>	<u>1,587</u>	<u>5,945</u>	<u>1,877</u>	1
43,807	-	-	-	-	356	-	134	222	-	e/	-	2
1,311,742	41	15	25	1	20,957	940	19,186	831	e/	e/	e/	3
1,436,400	76	37	39	-	46,313	-	46,313	-	-	e/	-	4
3,645,135	128	41	85	2	58,996	56	57,973	967	e/	e/	e/	5
19,899	-	-	-	-	657	-	657	-	-	e/	-	6
1,645,200	51	10	28	13	53,779	-	53,779	-	-	e/	-	7
<u>2,911,649</u>	<u>103</u>	<u>54</u>	<u>46</u>	<u>2</u>	<u>52,939</u>	<u>1</u>	<u>55,276</u>	<u>662</u>	<u>1,254</u>	<u>5,594</u>	<u>1,435</u>	8
1,851	-	-	-	-	15	-	15	-	-	e/	-	9
594,788	14	9	5	-	9,222	1	9,069	152	e/	e/	e/	10
1,670,310	52	19	30	3	25,943	-	25,433	510	e/	e/	e/	11
644,700	37	26	11	-	20,759	-	20,759	-	-	e/	-	12
<u>865,640</u>	<u>27</u>	<u>13</u>	<u>14</u>	<u>-</u>	<u>12,047</u>	<u>-</u>	<u>11,989</u>	<u>58</u>	<u>992</u>	<u>232</u>	<u>1,123</u>	13
41,339	1	-	1	-	591	-	591	-	e/	e/	e/	14
824,301	26	13	13	-	11,456	-	11,398	58	e/	e/	e/	15

k/ Total a/c on hand includes average of 10.3 a/c not assigned to groups.

l/ Total a/c in commission includes average of 3.3 not assigned to groups.

m/ Total a/c on hand includes average of 7.0 a/c not assigned to groups.

n/ Total a/c in commission includes average of 2.9 not assigned to groups.

o/ Total a/c on hand includes average of 5.9 a/c not assigned to groups.

p/ Total a/c in commission includes average of 1.8 not assigned to groups.

q/ Includes 1098 hours flown in pipeline from U.S. to Germany.

r/ Total a/c on hand includes average of 18.1 a/c not assigned to groups.

s/ Includes 236 hours flown in pipeline from U.S. to Germany.

t/ C-82 type a/c operated 2 days of reporting period.

u/ Total a/c on hand includes average of 1.3 a/c not assigned to groups.

TABLE 208 - COST TO USAF FOR THE AIR PHASE OF THE BERLIN AIRLIFT (OPERATION "VITTLES")

(Excludes the cost of supplies flown into Berlin. Includes cost of the phaseout of the operation with re-deployment of the units engaged and the overhaul and reassignment of the aircraft employed)

Cost Category	Amount
<b>Total Cost</b> (Actual operating costs - From 21 Jun 1948 through 30 Sep 1949) . . . . .	\$ 215,900,000
<u>Operating Costs</u> a/ . . . . .	\$ 94,500,000
Personnel Cost . . . . .	50,400,000
Fuel and Lubcs . . . . .	25,700,000
Materiel . . . . .	15,700,000
Transportation . . . . .	2,700,000
<u>Support Costs</u> b/ . . . . .	\$ 94,800,000
Command and Theater Support . . . . .	13,200,000
Maintenance and Overhaul of Aircraft . . . . .	81,600,000
<u>Aircraft Wrecked</u> c/ . . . . .	\$ 9,700,000
<u>Depreciation of Aircraft</u> d/ . . . . .	\$ 16,900,000

a/ Includes crew and base support personnel in USAF, fuel and oil, organization maintenance, subsistence, clothing and transportation. Materiel, fuel and oil, and certain personnel cost furnished the Navy in the Joint operations are included in these operating costs.

b/ Includes movement of units, commercial airlift, commercial truck, military water transportation, engineers supplies for runways, per diem in transit, depot maintenance, civilian contractual overhaul, phaseout of the operation and redeployment of units.

c/ Cost based on procurement price of aircraft removed from inventory.

d/ Based on 10,300 hours life with no salvage value.

Source: Cost Control Division: Directorate of Program Standards & Cost Control - DCS/C



## OPERATION "HAYRIDE" ✓

In January 1949 the Western States suffered the severest, most snow-laden winter ever recorded in most of the West, bringing much suffering and death to both humans and animals. There had been incessant cold - temperatures had fallen as low as forty degrees below zero. On the range, feed was buried deep; springs, watering troughs and streams were frozen; ranch houses were isolated, thousands of miles of roads were lost in drifts. Thousands of cattle and sheep lay dead on the frozen barrens and buried on the plateaus and in the snow-choked valleys of the Rocky Mountain States. While herds and flocks of living animals had been without food for weeks.

Thus the stage was set for this great domestic emergency relief operation.

The Air National Guard, Civil Air Patrol and units of the USAF Air Rescue Service had already begun operations, when, on 29 January 1949, the President of the United States designated the snow-bound Western States a disaster area and authorized the use of such resources of the National Military Establishment as were appropriate to the relief of that area. The USAF got into action to help relieve the suffering and reduce the number of animals lost to starvation. The United States Air Force called it "OPERATION HAYRIDE".

Conditions began to improve in all areas after 15 February 1949, and a few aircraft were released. Operation "Hayride" was finally completed 15 March 1949.

The number and type of aircraft committed and the missions accomplished are tabulated in the following pages.

1. Summary of Activities-by Major Command and Number of Hours and Sorties flown by Aircraft Type

Type and Model	Major Commands					CAP	No. of A/C Assigned	Hours Flown	Sorties Flown
	ConAC	SAC	APTRC	ANG	2151st Air Res.				
<b>Total</b>	<b>151</b>	<b>8</b>	<b>20</b>	<b>21</b>	<b>7</b>	<b>170</b>	<b>377</b>	<b>7293.06</b>	<b>2591</b>
C-47	65	8	12	-	-	-	85	3135.25	1140
C-82	43	-	-	-	-	-	43	2394.20	595
C-46	6	-	-	-	-	-	6	299.35	89
C-45	2	-	-	-	-	-	2	17.30	12
RB-26	6	-	-	3	-	-	9	38.50	15
P-51	-	-	-	18	-	-	18	-	-
P-82	2	-	-	-	-	-	2	36.00	10
L-5	4	-	-	-	-	-	4	63.45	22
T-6	9	-	-	-	-	-	9	11.55	6
B5/H-13	2	-	8	-	2	-	12	186.60	178
T-11	1	-	-	-	-	-	1	6.00	3
RF-80	4	-	-	-	-	-	4	28.00	12
B-25	2	-	-	-	-	-	2	10.00	4
B-17	-	-	-	-	1	-	1	20.15	7
L-4	-	-	-	-	4	-	4	30.25	42
RF-51	5	-	-	-	-	-	5	64.45	29
Light Aircraft	-	-	-	-	-	170	170	949.21	427

2. Tonnage Delivered and/or Dropped

Item	Tonnage
Total	4780.55
Hay	4396.80
Rations	111.15
Clothing and Blankets	22.20
Weasels	77.00
Army Equipment (Snow Plows, etc.)	21.97
Coal and Fuel	27.55
Flour and Food	1.37
Fresh Milk	10.50
Personnel Evacuated (517)	51.10
Other	60.91

3. Air Force Supplies Furnished

Kind	Number
Cots, canvas	100
Blankets	304
Lumber - Board Feet	520
16 Gauge Wire (Feet)	700
Nails - pounds	20
Clothing - number of articles	141
Rations, (10-1) Cases- (Furnished to CAP) for individual drop to Indians in Phoenix, Arizona area	200

4. Air Force Equipment Utilized

Equipment	Number
Trucks, Tractors & Other Heavy Equipment	175
Trailers	39
Refueling Units	4
Weasels	3
Jeeps	18
Staff Cars	2
Buses (Passenger, 29 or 37)	7
Ambulance	1
Photo Lab & Equipment	1
Welders	3
<b>Radio Communication:</b>	
Radio Transmitters	3
Walkie Talkie	2
Radio Homing Beacon	3
Miscellaneous	7

5. Personnel Employed in Operation

Total	2,467
<b>Military:</b>	
Officers	452
Airmen	1,410
Civilian	605

6. Casualties

Military	5
Civil Air Patrol	1

7. Fatalities

North Dakota National Guard	1
CAP (1 Pilot-1 Civilian Observer)	2
Civilian (Shepherd)	1

8. Air Force aided in the evacuation of 1,128 individuals.  
 9. Disaster area - 144,000 square miles.

TABLE -210-COST OF OPERATION "MAYRIDE" USAF

GRAND TOTAL . . . . .	<u>\$1,313,697</u>
<u>Direct Costs</u> . . . . .	<u>823,251</u>
Civilian pay . . . . .	50,041
Officer pay . . . . .	116,461
Airman pay . . . . .	85,281
Supplies (except fuels & lubes) . . . . .	196,593
Fuels and Lubes . . . . .	279,582
Temporary Duty (Military & Civilian) . . . . .	73,908
All Other . . . . .	21,385
<u>Indirect Costs</u> . . . . .	<u>490,446</u>
Estimated Accrued Depot Maintenance	
Aircraft . . . . .	390,446
Other Equipment . . . . .	100,000

EV

Source: Cost Control Division, D/Program Standards & Cost Control,  
DCS/Comptroller

[REDACTED]

[REDACTED]