

Date 23 Feb 2011

MEMORANDUM FOR SAF/PA

FROM: SAF/FMCE

SUBJECT: Public Release Approval Request

1. The attached material, described below, is forwarded for security and policy review in accordance with AFI 35-101, Chapter 15:

TITLE: USAF Summaries for 1945-2005
(Please include page count)

AUTHOR/ORGANIZATION: SAF/FMCE

PRESENTATION TO: *General Public*

DATE: *As soon as "Approved" for Public Release*

LOCATION: *DTIC Public Database*

PUBLICATION IN: *N/A*

SUBMITTAL DEADLINE: *N/A*

REQUEST REPLY BY: *23 Feb 2011*

**DEPARTMENT OF THE AIR FORCE
SAF/PA
CLEARED THIS INFORMATION**

FEB 23 2011

FOR PUBLIC RELEASE

2. SAF/FMC has no objection to public release of this document upon approval from SAF/PA.

3. (This line is for any comments or recommendation you may have in reference to the document you are submitting for review; if prior coordination has been performed, please list POC and phone number.) Please list one addition POC other than submitter.

Signed/evb/022311/fmcee
Eli V. Brown, Maj, USAF
SAF/FMCEE

*Attachment
6 Copies (required)*



DEPARTMENT OF THE AIR FORCE
WASHINGTON, DC

21 Jan 2011

Office of the Secretary

MEMORANDUM FOR AF/HO

EVJ
KAS-2005

FROM: SAF/PA (Security and Policy Review)

SUBJECT: Public Release Coordination (PAIRS 2011-0034)--USAF Summaries for ~~1976-1985~~ - FOR PUBLIC
RELEASE SUSPENSE: 28 Jan 2011

The purpose of the memo is to obtain subject matter expert coordination for public release of the attached document and has been sent concurrently to each addressee. This memo replaces the Public Affairs Information Release System (PAIRS) form and should be protected as "For Official Use Only". Please review and respond in the 1st indorsement with one of the provided dispositions. If you have any questions, concerns, or comments feel free to contact me at 703-697-3222/3994. FAX 703-693-9452.

Devallee Pridgen-Gattison
DEVALEE PRIDGEN-GATTISON
Security Review Specialist
Secretary of the Air Force
Office of Public Affairs

1st Ind, AF/HO

TO: SAF/PA (Security and Policy Review)

- No objection
- No objection, subject to recommendation
- No objection, subject to amendments for security and policy as indicated by brackets
- Objection (Amendments to permit publication are impractical. State reason)
- No Equity

William C. Heindahl 16/2/11
(Reviewers Signature) (Date)
William C. Heindahl
(Print Reviewer's Name/duty title/phone number)
Deputy Director
HQ USAF/HO 697-5600

DEPARTMENT OF THE AIR FORCE
HEADQUARTERS UNITED STATES AIR FORCE
WASHINGTON, D.C.



1 SEP 1978

REPLY TO
ATTN OF: ACMC

SUBJECT: Declassification of Statistical Digest (Your ltr, 25 Aug 78)

TO: AF/CVAH(S)

All editions of the USAF Statistical Digest for the years 1945 thru 1963 are UNCLASSIFIED IAW Executive Order 11652 and downgrading instructions in AFR 205-1. Statistical Digests from 1964 thru 1977 are CLASSIFIED IAW instructions on the individual pages. Additional security information can be obtained from the office of primary responsibility.

K.M. O'Over

K.M. OLVER, Colonel, USAF
Chief, Cost Analysis & Mgt Div
Directorate of Cost & Management Analysis

Report Documentation Page

Form Approved
OMB No. 0704-0188

Public reporting burden for the collection of information is estimated to average 1 hour per response, including the time for reviewing instructions, searching existing data sources, gathering and maintaining the data needed, and completing and reviewing the collection of information. Send comments regarding this burden estimate or any other aspect of this collection of information, including suggestions for reducing this burden, to Washington Headquarters Services, Directorate for Information Operations and Reports, 1215 Jefferson Davis Highway, Suite 1204, Arlington VA 22202-4302. Respondents should be aware that notwithstanding any other provision of law, no person shall be subject to a penalty for failing to comply with a collection of information if it does not display a currently valid OMB control number.

1. REPORT DATE 1948		2. REPORT TYPE		3. DATES COVERED 00-00-1948 to 00-00-1948	
4. TITLE AND SUBTITLE United States Air Force Statistical Digest 1948				5a. CONTRACT NUMBER	
				5b. GRANT NUMBER	
				5c. PROGRAM ELEMENT NUMBER	
6. AUTHOR(S)				5d. PROJECT NUMBER	
				5e. TASK NUMBER	
				5f. WORK UNIT NUMBER	
7. PERFORMING ORGANIZATION NAME(S) AND ADDRESS(ES) Managment Information Division, Directorate of Management Analysis, Comptroller of the Air Force, Headquarters, USAF, Washington, DC, 20330				8. PERFORMING ORGANIZATION REPORT NUMBER	
9. SPONSORING/MONITORING AGENCY NAME(S) AND ADDRESS(ES)				10. SPONSOR/MONITOR'S ACRONYM(S)	
				11. SPONSOR/MONITOR'S REPORT NUMBER(S)	
12. DISTRIBUTION/AVAILABILITY STATEMENT Approved for public release; distribution unlimited					
13. SUPPLEMENTARY NOTES					
14. ABSTRACT					
15. SUBJECT TERMS					
16. SECURITY CLASSIFICATION OF:			17. LIMITATION OF ABSTRACT Same as Report (SAR)	18. NUMBER OF PAGES 417	19a. NAME OF RESPONSIBLE PERSON
a. REPORT unclassified	b. ABSTRACT unclassified	c. THIS PAGE unclassified			

UNITED STATES AIR FORCE
STATISTICAL DIGEST
1948

THIRD ANNUAL EDITION



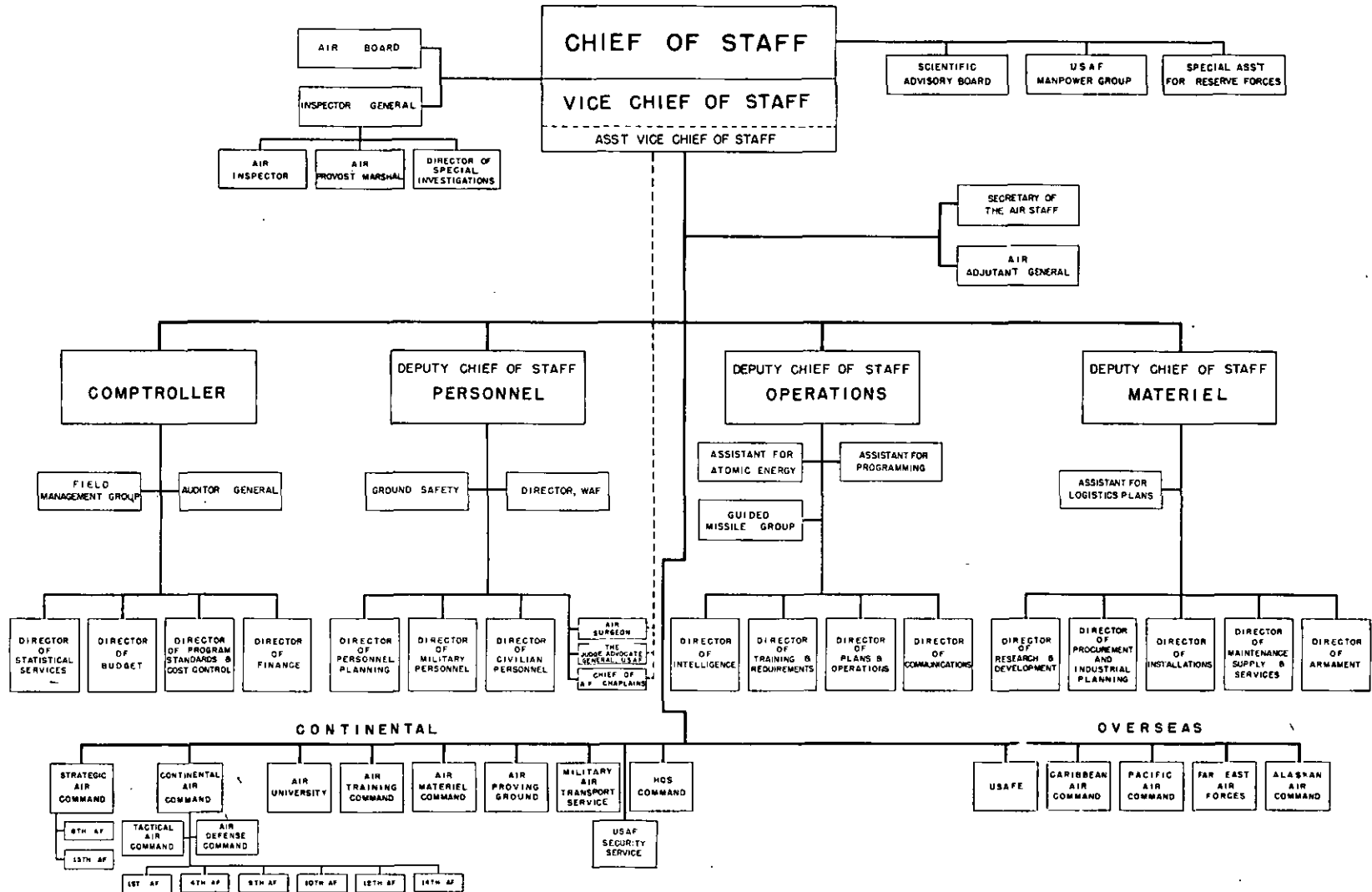
THIS DOCUMENT CONTAINS INFORMATION AFFECTING THE NATIONAL DEFENSE OF THE UNITED STATES WITHIN THE MEANING OF THE ESPIONAGE LAWS, TITLE 18 USC, SECTION 793 AND 794 AS AMENDED. ITS TRANSMISSION OR THE REVELATION OF ITS CONTENTS IN ANY MANNER TO AN UNAUTHORIZED PERSON IS PROHIBITED BY LAW.

PREPARED BY
STATISTICAL SERVICES
COMPTROLLER, HQ. U. S. AIR FORCE
WASHINGTON, D. C.

NOTICE

THIS VOLUME WILL NOT BE DISTRIBUTED TO STUDENTS UPON COMPLETION OF COURSES BUT WILL BE RETAINED FOR USE OF SUBSEQUENT CLASSES.

U.S. AIR FORCE



AIR FORCE REGULATION)
NO. 5-24)

DEPARTMENT OF THE AIR FORCE
WASHINGTON, 20 SEPTEMBER 1948

PUBLICATIONS

United States Air Force Statistical Digest

	Paragraph
Official Statistical Yearbook	1
Distribution	2

1. Official Statistical Yearbook. The "United States Air Force Statistical Digest" prepared, published, and distributed by Headquarters USAF (Directorate of Statistical Services, Office of Comptroller) is hereby designated as the official Air Force statistical yearbook for the presentation of summary statistics on all phases of Air Force activity, strength, and operations.

2. Distribution. A limited distribution of this digest will be made as determined by Headquarters USAF.

BY ORDER OF THE SECRETARY OF THE AIR FORCE:

HOYT S. VANDENBERG
Chief of Staff, United States Air Force

OFFICIAL:

L. L. JUDGE
Colonel, USAF
Air Adjutant General

DISTRIBUTION:

B

* This Regulation supersedes AFL 5-3, 28 April 1947.

CONTENTS

FOREWORD		XIII
GLOSSARY		XIV-XVI
PART I - TACTICAL UNITS		
<u>INTRODUCTION</u> 1		
<u>Section I - Tactical Groups and Squadrons</u>		
Table 1	- Tactical Groups and Separate Squadrons, By Type, in Continental US and Overseas, By Month: Jan through Dec, 1948	2
Table 2	- Tactical Groups and Separate Squadrons, By Type, in United States Air Forces in Europe, By Month: Jan through Dec, 1948	4
Table 3	- Tactical Groups and Separate Squadrons, By Type, in Caribbean Air Command, Overseas, By Month: Jan through Dec, 1948	4
Table 4	- Tactical Groups and Separate Squadrons, By Type, in Far East Air Forces, Overseas, By Month: Jan through Dec, 1948	5
Table 5	- Tactical Groups and Separate Squadrons, By Type, in Pacific Air Command, Overseas, By Month: Jan through Dec, 1948	5
Table 6	- Tactical Groups and Separate Squadrons, By Type, in Alaskan Air Command, Overseas, By Month: Jan through Dec, 1948	5
 PART II - PERSONNEL		
<u>INTRODUCTION</u> 7		
<u>Personnel A - MILITARY PERSONNEL</u>		
<u>Section II - Military Command Strength Summaries</u>		
Table 7	- Command Strength, By Type of Personnel, Continental US and Overseas, By Month: Jan through Dec, 1948	9
Table 8	- Command Strength, By Departmental Status, Continental US and Overseas, By Month: Jan through Dec, 1948	9
Table 9	- Departmental Strength, Continental US and Overseas, By Month: Jan through Dec, 1948	9
Table 10	- Command Strength (Officers, Warrant Officers, and Enlisted Personnel), By Command, Continental US and Overseas, By Month: Jan through Dec, 1948	10
<u>Section IIA - Military Command Strength By Personnel Identity, By Sex</u>		
Table 11	- Command Strength, By Personnel Identity, Continental US and Overseas, By Month: Jan through Dec, 1948	13
Table 12	- Command Strength, By Personnel Identity, Continental US, By Month: Jan through Dec, 1948	13
Table 13	- Command Strength, By Personnel Identity, Overseas, By Month: Jan through Dec, 1948	13
Table 14	- Command Strength, By Personnel Identity, Chief of Staff, Continental US, By Month: Jan through Dec, 1948	14
Table 15	- Command Strength, By Personnel Identity, Strategic Air Command, Continental US, By Month: Jan through Dec, 1948	14
Table 16	- Command Strength, By Personnel Identity, Tactical Air Command, Continental US, By Month: Jan through Dec, 1948	14
Table 17	- Command Strength, By Personnel Identity, Air Defense Command, Continental US, By Month: Jan through Dec, 1948	15
Table 18	- Command Strength, By Personnel Identity, Continental Air Command, Continental US, By Month: Jan through Dec, 1948	15
Table 19	- Command Strength, By Personnel Identity, Military Air Transport Service, Continental US, By Month: Jan through Dec, 1948	15
Table 20	- Command Strength, By Personnel Identity, Air Proving Ground, Continental US, By Month: Jan through Dec, 1948	16
Table 21	- Command Strength, By Personnel Identity, Air Materiel Command, Continental US, By Month: Jan through Dec, 1948	16
Table 22	- Command Strength, By Personnel Identity, Air Training Command, Continental US, By Month: Jan through Dec, 1948	16
Table 23	- Command Strength, By Personnel Identity, Air University, Continental US, By Month: Jan through Dec, 1948	17
Table 24	- Command Strength, By Personnel Identity, Headquarters Command, Continental US, By Month: Jan through Dec, 1948	17
Table 25	- Command Strength, By Personnel Identity, USAF Security Service, Continental US, By Month: Jan through Dec, 1948	17
Table 26	- Air Force Wide Pipeline Strength, By Personnel Identity, Continental US, By Month: Jan through Dec, 1948	18
Table 27	- Command Strength, By Personnel Identity, Far East Air Forces, Overseas, By Month: Jan through Dec, 1948	18
Table 28	- Command Strength, By Personnel Identity, US Air Forces, Europe, By Month: Jan through Dec, 1948	18
Table 29	- Command Strength, By Personnel Identity, Military Air Transport Service, Overseas, By Month: Jan through Dec, 1948	19
Table 30	- Command Strength, By Personnel Identity, Alaskan Air Command, Overseas, By Month: Jan through Dec, 1948	19
Table 31	- Command Strength, By Personnel Identity, Caribbean Air Command, Overseas, By Month: Jan through Dec, 1948	19
Table 32	- Command Strength, By Personnel Identity, Pacific Air Command, Overseas, By Month: Jan through Dec, 1948	20
Table 33	- Command Strength, By Personnel Identity, Air Materiel Command, Overseas, By Month: Jan through Dec, 1948	20
<u>Section IIB - Military Command Strength, By Functional Group</u>		
Table 34	- Command Strength, By Functional Group, By Type of Manning Authority, Continental US and Overseas, By Month: Jan through Dec, 1948	21

CONTENTS - Continued

<u>Section III</u>	<u>Military Pipeline Strength</u>	
Table 35	- Air Force Personnel in Pipeline, By Pipeline Category, Continental US, By Month: Jan through Dec, 1948	22
<u>Section IV</u>	<u>Military Personnel, By Grade</u>	
Table 36	- Command Strength of Officer Personnel, By Grade in Which Serving, Continental US and Overseas, By Month: Jan through Dec, 1948	23
Table 37	- Command Strength of Officer Personnel, By Grade in Which Serving, By Command, Continental US and Overseas, By Month: Jan through Dec, 1948	24
Table 38	- Command Strength of Enlisted Personnel, By Grade, By Command, Continental US and Overseas, By Month: Jan through Dec, 1948	28
Table 39	- Department of the Air Force Officer Personnel With The Army, By Grade in Which Serving, By Month: Jan through Dec, 1948	35
Table 40	- Department of the Air Force Enlisted Personnel With The Army, By Grade, By Month: Jan through Dec, 1948	36
Table 41	- Departmental Strength of General Officers, By Grade in Which Serving, By Permanent Grade, Continental US and Overseas, By Month: Jan through Dec, 1948	37
Table 42	- Command and Departmental Strength of General Officers, By Departmental Status, Continental US and Overseas, By Month: Jan through Dec, 1948	38
Table 43	- Departmental Strength of General Officers, By Grade in Which Serving, By Departmental Status, By Month: Jan through Dec, 1948	38
Table 44	- Command Strength of General Officers, By Grade in Which Serving, Continental US and Overseas, By Month: Jan through Dec, 1948	38
<u>Section V</u>	<u>Military Personnel, By Component</u>	
Table 45	- Command Strength of Officer Personnel, By Component, Continental US and Overseas, By Month: Jan through Dec, 1948	39
Table 46	- Department of The Army Officer Personnel With The Air Force, By Component, Continental US and Overseas, By Month: Jan through Dec, 1948	40
Table 47	- Departmental Strength of Officer Personnel, By Component, Continental US and Overseas, By Month: Jan through Dec, 1948	41
<u>Section VI</u>	<u>Military Personnel, By Aeronautical Status</u>	
Table 48	- Command Strength of Officer Personnel, By Aeronautical Status, Continental US and Overseas, By Month: Jan through Dec, 1948	42
Table 49	- Command Strength of Officer Personnel, By Aeronautical Status, By Command, Continental US and Overseas, By Month: Jan through Dec, 1948	43
Table 50	- Command Strength of Officer Personnel, By Flying Status, By Aeronautical Status, Continental and Overseas, By Month: Jan through Dec, 1948	46
Table 51	- Command Strength of Officer Personnel, By Aeronautical Rating, By Aeronautical Designation, and Specialty Rating, Continental US and Overseas, By Month: Jan through Dec, 1948	47
Table 52	- Air Force Enlisted Personnel on Flying Pay, By Grade, Continental US and Overseas, By Month: Jan through Dec, 1948	48
Table 53	- Air Force Officer Personnel on Flying Status, By Aeronautical Status, By Command, Continental US and Overseas, By Month: Jan through Dec, 1948	49
<u>Section VII</u>	<u>Negro Personnel</u>	
Table 54	- Command Strength of Negro Officer Personnel, By Grade in Which Serving, Continental US and Overseas, By Month: Jan through Dec, 1948	52
Table 55	- Command Strength of Negro Enlisted Personnel, By Grade, Continental US and Overseas, By Month: Jan through Dec, 1948	53
Table 56	- Command Strength of Negro Officer Personnel, By Aeronautical Rating, Aeronautical Designation, and Specialty Rating, Continental US and Overseas, By Month: Jan through Dec, 1948	54
<u>Section VIII</u>	<u>Military Personnel, By Primary Occupational Specialty</u>	
Table 57	- Command Strength of Officer Personnel, By Functional Field (Based on Primary Military Occupational Specialty), Continental US and Overseas, By Month: Jan through Dec, 1948	55
Table 58	- Command Strength of Officer Personnel, By Functional Field (Based on Primary Military Occupational Specialty), By Command, Continental US and Overseas, By Month: Jan through Dec, 1948	57
Table 59	- Command Strength of Enlisted Personnel, By Functional Field (Based on Primary Military Occupational Specialty), Continental US and Overseas, By Month: Jan through Dec, 1948	62
Table 60	- Command Strength of Enlisted Personnel, By Functional Field (Based on Primary Military Occupational Specialty), By Command, Continental US, By Month: Jan through Dec, 1948	64
Table 61	- Command Strength of Enlisted Personnel, By Functional Field (Based on Primary Military Occupational Specialty), By Command, Overseas, By Month: Jan through Dec, 1948	70
<u>Section IX</u>	<u>Military Personnel, By Basic Arm or Service</u>	
Table 62	- Department of the Army Commissioned Officers With the Air Force, By Basic Arm or Service, By Grade: By Quarters, 1948	74
<u>Section X</u>	<u>Military Personnel, Miscellaneous</u>	
Table 63	- Air Force Permanent Party Volunteers Scheduled For Overseas Theaters to Arrive in Theater: Jan through Dec, 1948	76
Table 64	- Volunteers for Overseas Theaters from Assembly and Processing Stations (Pipeline Personnel): Jan through Dec, 1948	76
Table 65	- Airmen Returning From Overseas With Dependents for Zone of Interior Assignments, By Overseas Commands: Jan through Dec, 1948	76

CONTENTS - Continued

Table 66	- Casualty Assistance Rendered to Next of Kin of Personnel Who Died in Continental US and Overseas: Jan through Dec, 1948	77
Table 67	- Recapitulation of Status and Denominational Spread of Air Force Chaplains: 30 Jun and 31 Dec, 1948.	77
Table 68	- Results of Aviation Cadet Examinations Administered By Examining Boards, By Month: Jan through Dec, 1948	78
Table 69	- Aviation Cadet Prospects Interviewed, Examined and Applications Passed and Forwarded to Examining Boards, By Air Force, By Month: Jan through Dec, 1948	84
Table 70	- Comparison of Unauthorized USAF Enlistments, By Month: Jan through Dec, 1948	85
Table 71	- Offenses Committed By Military Personnel Assigned to Air Force Installations in Continental US, By Month: Jan through Dec, 1948.	86
Special	- Navy Personnel Attached to Military Air Transport Service for Duty: Jun through Dec, 1948	87
Personnel B	- CIVILIAN PERSONNEL	
Section XII	- Civilian Command Strength	
Table 72	- Civilian Personnel Command Strength, By Sex, By Command, Continental US and Overseas, By Month: Jan through Dec, 1948.	88
Table 73	- Civilian Personnel Command Strength, By Type of Appointment, By Command, Continental US and Overseas, By Month: Jan through Dec, 1948.	90
Table 74	- Civilian Personnel Command Strength, By Type of Service, By Command, Continental US, By Month: Jan through Dec, 1948.	92
Section XIII	- Accessions and Separations	
Table 75	- Accessions and Separations of USAF Civilian Personnel, By Type of Accession or Separation in Continental US, By Month: Jan through Dec, 1948	95
Section XIII	- Civilians With Veteran Status	
Table 76	- USAF Civilians With "Veteran" Status, By Command, Continental US and Overseas, By Month: Jan through Dec, 1948	96
PART III - TRAINING		
	INTRODUCTION.	99
Section XIV	- Air Materiel Command	
Table 77	- New Air Force Students Under Air Materiel Command Training, By Type of Student, By Type of Training, By Month: Jan through Dec, 1948.	101
Table 78	- Air Force Students Under Instruction at Air Materiel Command, By Type of Student, By Type of Training, By Month: Jan through Dec, 1948	101
Table 79	- Air Force Student Attrition at Air Materiel Command, By Type of Student, By Type of Training, By Month: Jan through Dec, 1948	101
Table 80	- Air Force Graduates from Air Materiel Command Training, By Type of Student, By Type of Training, By Month: Jan through Dec, 1948	101
Table 81	- New Foreign Students Under Air Materiel Command Training, By Type of Student, By Type of Training, By Month: Jan through Dec, 1948	102
Table 82	- Foreign Students Under Instruction at Air Materiel Command, By Type of Student, By Type of Training, By Month: Jan through Dec, 1948	102
Table 83	- Foreign Student Attrition at Air Materiel Command, By Type of Student, By Type of Training, By Month: Jan through Dec, 1948	102
Table 84	- Foreign Student Graduates from Air Materiel Command Training, By Type of Student, By Type of Training, By Month: Jan through Dec, 1948.	102
Section XV	- Air University	
Table 85	- New Air Force Students at Air University, By Type of Student, By Type of Training, By Month: Jan through Dec, 1948	103
Table 86	- Air Force Students Under Instruction at Air University, By Type of Student, By Type of Training, By Month: Jan through Dec, 1948	104
Table 87	- Air Force Student Attrition at Air University, By Type of Student, By Type of Training, By Month: Jan through Dec, 1948.	105
Table 88	- Air Force Graduates from Air University, By Type of Student, By Type of Training, By Month: Jan through Dec, 1948.	106
Table 89	- Other New US Military Students at Air University, By Type of Student, By Type of Training, By Month: Jan through Dec, 1948	107
Table 90	- Other US Military Personnel Under Instruction at Air University, By Type of Student, By Type of Training, By Month: Jan through Dec, 1948.	108
Table 91	- Other US Military Student Attrition at Air University, By Type of Student, By Type of Training, By Month: Jan through Dec, 1948	109
Table 92	- Other US Military Graduates from Air University, By Type of Student, By Type of Personnel, By Month: Jan through Dec, 1948.	110
Table 93	- New Foreign Students at Air University, By Type of Student, By Type of Training, By Month: Jan through Dec, 1948.	111
Table 94	- Foreign Students Under Instruction at Air University, By Type of Student, By Type of Training, By Month: Jan through Dec, 1948	112
Table 95	- Foreign Student Graduates from Air University, By Type of Student, By Type of Training, By Month: Jan through Dec, 1948.	113
Section XVI	- Flying Training	
Table 96	- New Air Force Flying Training Students, By Type of Student, By Type of Training, By Month: Jan through Dec, 1948.	114
Table 97	- US Air Force Flying Training Students Under Instruction, By Type of Student, By Type of Training, By Month: Jan through Dec, 1948.	116
Table 98	- US Air Force Flying Training Attrition, By Type of Student, By Type of Training, By Month: Jan through Dec, 1948.	117
Table 99	- US Air Force Flying Training Graduates, By Type of Student, By Type of Training, By Month: Jan through Dec, 1948.	118

CONTENTS - Continued

Table 100	- US Air Force Flying Training Fatalities, By Type of Student, By Type of Training, By Month: Jan through Dec, 1948.	120
Table 101	- Other New US Military Flying Training Students, By Type of Student, By Type of Training, By Month: Jan through Dec, 1948.	121
Table 102	- Other US Military Flying Training Students Under Instruction, by Type of Student, By Type of Training, By Month: Jan through Dec, 1948.	121
Table 103	- Other US Military Flying Training Student Attrition, By Type of Student, By Type of Training, By Month: Jan through Dec, 1948.	122
Table 104	- Other US Military Flying Training Graduates, By Type of Student, By Type of Training, By Month: Jan through Dec, 1948.	122
Table 105	- New Foreign Flying Training Students, By Type of Student, By Type of Training, By Month: Jan through Dec, 1948.	123
Table 106	- Foreign Flying Training Students Under Instruction, By Type of Student, By Type of Training, By Month: Jan through Dec, 1948.	123
Table 107	- Foreign Flying Training Student Attrition, By Type of Student, By Type of Training, By Month: Jan through Dec, 1948.	124
Table 108	- Foreign Flying Training Graduates, By Type of Student, By Type of Training, By Month: Jan through Dec, 1948.	124
Table 109	- Status of Flying Training, Showing Initial and Final Reporting Date and Accumulative Data on Graduates and Attrition: As of 31 Dec 1948.	125
Section XVII - USAF Indoctrination		
Table 110	- New USAF Indoctrination Training Students, By Type of Student, By Type of Training, By Month: Jan through Dec, 1948.	129
Table 111	- USAF Indoctrination Training Students Under Instruction, By Type of Student, By Type of Training, By Month: Jan through Dec, 1948.	129
Table 112	- USAF Indoctrination Training Student Attrition, By Type of Student, By Type of Training, By Month: Jan through Dec, 1948.	129
Table 113	- USAF Indoctrination Training Graduates, By Type of Student, By Type of Training, By Month: Jan through Dec, 1948.	129
Section XVIII - Technical Training		
Table 114	- New US Air Force Technical Training Students, By Type of Student, By Type of Training, Semi-Annually: Jun and Dec, 1948.	130
Table 115	- US Air Force Technical Training Students Under Instruction, By Type of Student, By Type of Training, Semi-Annually: Jun and Dec, 1948.	133
Table 116	- US Air Force Technical Training Attrition, By Type of Student, By Type of Training, Semi-Annually: Jan through Jun and Jul through Dec, 1948.	136
Table 117	- US Air Force Technical Training Graduates, By Type of Student, By Type of Training, Semi-Annually: Jan through Jun and Jul through Dec, 1948.	139
Table 118	- Other New US Military Technical Training Students, By Type of Student, By Type of Training, Semi-Annually: Jan through Jun and Jul through Dec, 1948.	142
Table 119	- Other US Military Technical Training Students Under Instruction, By Type of Student, By Type of Training, Semi-Annually: Jun and Dec, 1948.	145
Table 120	- Other US Military Technical Training Attrition, By Type of Student, By Type of Training, Semi-Annually: Jan through Jun and Jul through Dec, 1948.	148
Table 121	- Other US Military Technical Training Graduates, By Type of Student, By Type of Training, Semi-Annually: Jan through Jun and Jul through Dec, 1948.	151
Table 122	- New Foreign Technical Training Students and Foreign Technical Training Students Under Instruction, By Type of Student, By Type of Training, Semi-Annually: Jan and Dec, 1948.	154
Table 123	- Foreign Technical Training Student Attrition and Foreign Technical Training Graduates, By Type of Student, By Type of Training, Semi-Annually: Jan through Jun and Jul through Dec, 1948.	155
Table 124	- Status of Technical Training Showing Initial and Final Reporting Date and Accumulative Data on Graduated and Attrition: As of 31 Dec 1948.	156
Section XIX - Civilian Training		
Table 125	- USAF Civilian Employee Training (By Area, By Type) Completed in Continental US: Calendar Year, 1948.	158
Table 126	- USAF Civilian Employees Completing Training in Continental US: Calendar Year, 1948.	158
Table 127	- Civilian Employee Training Report, By Command in Continental US, By Month: Jan through Dec, 1948.	159
PART IV - GROUND SAFETY		
INTRODUCTION.		
Section XX - Accident Cost Analysis		
Table 128	- USAF Ground Accident Cost Analysis, By Command in Continental US, By Quarters: Jan through Dec, 1948.	170
Table 129	- USAF Ground Accident Cost Analysis, By Command for Overseas, By Quarters: Mar through Dec, 1948.	172
Section XXI - Military and Civilian Injuries		
Table 130	- Injuries to USAF Military and Civilian Personnel Arising from Ground Operations in Continental US and Overseas: By Quarters, 1948.	174

<u>Section XIII</u>	- <u>Accident Experience and Analysis</u>	
Table 131	- USAF Accident Experience Summary and Analysis (Excluding USAF Motor Vehicle Accidents) in Continental US: Jan through Dec, 1948	176
Table 132	- USAF Accident Experience Summary and Analysis (Excluding USAF Motor Vehicle Accidents) Overseas: Mar through Dec, 1948.	178
<u>Section XIII</u>	- <u>Motor Vehicle Accidents Damage Cost</u>	
Table 133	- USAF Motor Vehicle Accidents - Damage Cost and Loss of Use - By Command in Continental US and Overseas: By Quarters, 1948	180
<u>Section XIV</u>	- <u>Motor Vehicle Accident Analysis</u>	
Table 134	- USAF Motor Vehicle Accident Analysis, By Command in Continental US, By Month: Jan through Dec, 1948	182
Table 135	- USAF Motor Vehicle Accident Analysis, By Command, Overseas, By Month: Mar through Dec, 1948	186
PART V - MEDICAL		
	<u>INTRODUCTION.</u>	189
<u>Section XV</u>	- <u>Hospitalization Rates</u>	
Table 136	- Admission of Military Personnel to Hospital, By Cause, Number and Rate, in Continental US: By Quarters, 1948.	190
Table 137	- Admission of Military Personnel to Hospitals and Quarters for Specified Diseases - Number and Rate - in Continental US: By Quarter, 1948	192
<u>Section XVI</u>	- <u>Veneral Disease Rates</u>	
Table 138	- USAF Veneral Disease Rates, By Command in Continental US, By Month: Jan through Dec, 1948.	194
<u>Section XVII</u>	- <u>Bed Occupancy</u>	
Table 139	- USAF Hospitalization, Continental US, By Month: Jan through Dec, 1948	196
<u>Section XVIII</u>	- <u>Dental Health</u>	
Table 140	- USAF Dental Health Summary in Continental US: Jan through Dec, 1948	197
<u>Section XIX</u>	- <u>Training</u>	
Table 141	- USAF School of Aviation Medicine Training, By Course, Showing Students Entered and Students Graduated: Calendar Year, 1948.	197
PART VI - MATERIEL		
	<u>INTRODUCTION.</u>	199
<u>Section XX</u>	- <u>Aircraft Engines</u>	
Table 142	- Factory Deliveries of All Military Aircraft Engines, By Type, Quarterly, 1948	201
Table 143	- Average Unit Cost of USAF Engines Authorized for Procurement, By Type of Engine: Fiscal Years 1948 and 1949.	201
Table 144	- Average Operating Hours of Airplane Engines Since Manufacture or Between Major Overhaul, in Continental US, By Type of Engine: Quarterly, 1948	202
Table 145	- Average Man-Hours Expended Per Major Airplane Engine Overhaul at Air Materiel Command Air Depots in Continental US, By Type of Engine: Quarterly, 1948	203
<u>Section XXI</u>	- <u>Selected Aircraft Engines</u>	
Table 146	- Selected Aircraft Engines on Hand in Continental US, By Type and Series, Number Installed and Status of Spare Engines: Quarterly, 1948.	204
Table 147	- Selected Aircraft Engines in Overseas Areas, By Type and Series, Number Installed and Status of Spare Engines: Quarterly, 1948	205
<u>Section XXII</u>	- <u>Propellers</u>	
Table 148	- USAF Cognizance Propeller Deliveries and Unit Costs, By Manufacturer and Model of Airplane: Monthly, 1948.	207
Table 149	- Factory Deliveries of USAF Propellers: Quarterly, 1948.	207
<u>Section XXIII</u>	- <u>Fuel</u>	
Table 150	- USAF Issuance of Aircraft Fuel, By Octane Rating and By Command: Monthly, 1948	208
Table 151	- USAF Consumption of Ground Type Petroleum Products (exclusive of Aviation Gasoline and Lubricating Oils for Aircraft) in Continental US, By Type of Product: Monthly, 1948	211
<u>Section XXIV</u>	- <u>Vehicles</u>	
Table 152	- Selected Vehicles Held By USAF: Status of Class 19-B Special Air Force Vehicles, By Command - 31 Dec 1947 and Quarterly, 1948.	212
Table 153	- Selected Vehicles Held By USAF: Status of General Purpose Vehicles, By Command - 31 Dec 1947 and Quarterly, 1948.	212
Table 154	- Selected Vehicles Held By USAF: Status of Special Purpose Vehicles, By Command - 31 Dec 1947 and Quarterly, 1948.	213
Table 155	- Selected Vehicles Held By USAF: Status of Corps of Engineer Equipment - Standard Equipment and Miscellaneous, Non-Standard and Modified Equipment, By Command - 31 Dec 1947 and Quarterly, 1948	214
Table 156	- Selected Vehicles Held By USAF: Status of Class 19A, Ground Servicing Equipment, By Command: 31 Dec 1947 and Quarterly, 1948.	215
Table 157	- Selected Vehicles Held By USAF: Status of Class 17A, Shop Manufacturing Equipment and Machine and Tools, By Command - 31 Dec 1947 and Quarterly, 1948	216
Table 158	- Selected Vehicles Held By USAF: Status of Signal Corps Equipment Vehicles, By Command - 31 Dec 1947 and Quarterly, 1948.	216
Table 159	- Selected Vehicles Held By USAF: Status of 19D, <u>Air Force Marine Equipment</u> , By Command - 31 Dec 1947 and Quarterly, 1948	217
Table 160	- Selected Vehicles Held By USAF: Status of Chemical Corps Equipment and Quartermaster Corps Vehicles, By Command - 31 Dec 1947 and Quarterly, 1948	217

CONTENTS - Continued

PART VII - AIRCRAFT ACCIDENTS		
	<u>INTRODUCTION.</u>	219
	<u>Section XXXV - Number and Rate</u>	
Table 161	- Number and Rate of USAF Aircraft Accidents, By Month: Jan through Dec, 1947 and Jan through Dec, 1948	221
Table 162	- Number and Rate of USAF Aircraft Accidents, By Command - Quarterly, 1948	222
	<u>Section XXXVI - Cause Factors and Involved Factors</u>	
Table 163	- Cause Factors and Involved Factors of USAF Major Aircraft Accidents, By Command - Quarterly, 1948	224
Table 164	- Cause Factors and Involved Factors of USAF Major Aircraft Accidents, By Type and Model of Aircraft, Quarterly, 1948	226
	<u>Section XXXVII - Phase of Flight</u>	
Table 165	- Phase of Flight of USAF Major Aircraft Accidents, By Command - Quarterly, 1948	232
Table 166	- Phase of Flight of USAF Major Aircraft Accidents, By Type and Model of Aircraft - Quarterly, 1948	234
PART VIII - INSTALLATIONS		
	<u>INTRODUCTION.</u>	235
	<u>Section XXXVIII - Airfields</u>	
Table 167	- United States Air Force Airfield Installations, By Major Command, By Type of Airfield, In Continental US: 31 Dec 1948	237
Table 168	- Status of USAF Airfield Installations in Foreign Countries and United States Possessions: As of 31 Dec 1948	237
Table 169	- Major Air Force Installations in Continental United States, By Type of Installation: 31 Dec 1948	238
	<u>Section XXXIX - Airports</u>	
Table 170	- Non-Military Airports, By States, Available for Use by Military Aircraft: 31 Dec 1948	239
Table 171	- Number of Landings and Take-Offs at Airfields Having USAF Operated Control Tower in Continental US and the Territory of Hawaii, By Month: Jan through Dec, 1948	240
	<u>Section XL - Housing</u>	
Table 172	- Authorized Normal Capacity of Military Housing, By Types, By Grade at USAF Installations in Continental US: 31 Dec 1948	241
Table 173	- Status of Military Housing and Occupancy in Continental US, By Command, By Month: Feb through Dec, 1948	242
Table 174	- Status of Military Housing and Occupancy in Pacific Air Command, By Month: Feb through Dec, 1948	243
	<u>Section XLI - Storage</u>	
Table 175	- Storage Space at Air Materiel Command Depots in Continental US, By Month: Jan through Dec, 1948	244
	<u>Section XLII - Maintenance of Installations</u>	
Table 176	- Maintenance of Installations Within Continental US: Cost of Management and Preservation of Real Property and the Provision of Utilities Services: F.Y. 1948	245
PART IX - USAF INDUSTRIAL RESERVE		
	<u>INTRODUCTION.</u>	247
	<u>Section XLIII - Installations</u>	
Table 177	- Status of USAF Industrial Installations; Active, Reserve and Inactive Plants: As of 31 Dec 1948	248
Table 178	- Industrial Plants Recapturable for Military Production Under the National Security Clause: As of 31 Dec 1948	250
Table 179	- Number of USAF-Sponsored Plants in the National Industrial Plant Reserve, By Disposal Status Categories - 31 Dec 1948	253
	<u>Section XLIV - Machine Tools and Productive Equipment</u>	
Table 180	- USAF Industrial Equipment Reserve of Machine Tools and Productive Equipment - 31 Dec 1948	254
PART X - AIR TRANSPORT COMMAND - MILITARY AIR TRANSPORT SERVICE		
	<u>INTRODUCTION.</u>	257
	<u>Section XLV - Operations</u>	
Table 181	- Transport Operations, Air Transport Command, Jan through May, 1948 and Military Air Transport Service, Jun through Dec, 1948	258
Table 182	- Medical Air Evacuations, Air Transport Command, Jan through May, 1948 and Military Air Transport Service, Jun through Dec, 1948	259
Table 183	- Number of Ground Approach Operations Performed by Airways and Air Communications Service Units, By Geographical Area: Monthly, 1948	260
Table 184	- Number of Instrument Landing System Operations Performed by Airways and Air Communications Service Units, By Geographical Area: Monthly, 1948	260
Table 185	- Military Air Transport Service, Air Rescue Service Operations, Number of Actual and False Alerts and Number of Completed Missions - Monthly, 1948	261
Table 186	- Military Air Transport Service, Flight Service Operations - Monthly, 1948	261
Table 187	- Military Air Transport Service, Air Weather Service, Average Number of Forecasting and Observing Operations, By Type of Operation: Monthly, 1948	262

	<u>Section XLVI - Facilities</u>	
	Table 188 - Facilities Maintained by Airways and Air Communications Service, Including Average Number of Homing Beacon Control Tower, Ground to Air Communications and Radio Range Facilities, By Geographical Area: Monthly, 1948	263
PART XI - TRANSPORTATION		
	<u>INTRODUCTION</u>	265
	<u>Section XLVII - Shipments</u>	
	Table 189 - Air Force Cargo Shipments From United States to Overseas, By Water - Monthly, 1948	266
	Table 190 - Air Force Cargo Shipments Received in United States From Overseas, By Water - Monthly, 1948.	267
	Table 191 - USAF Shipments Overseas of Bulk Petroleum Products, By Destination, Area of Origin and Type of Product - Monthly, 1948.	268
	Table 192 - USAF Inland Freight Moved in Zone of Interior by Commercial Carriers - Monthly, 1948.	270
	<u>Section XLVIII - Funds</u>	
	Table 193 - Funds Required to Procure Commercial Transportation Incident to the Support of USAF: 1 Jul through 31 Dec 1948.	271
PART XIII - FISCAL		
	<u>INTRODUCTION</u>	273
	<u>Section XLIX - Budget</u>	
	Table 194 - United States Air Force Appropriations and Contract Authorizations Granted by Congress: Calendar Year, 1948.	275
	Table 195 - USAF Funds and Air Corps Army Funds, Expenditures from Direct Appropriations, By Major Project: Calendar Year, 1948	276
	<u>Section L - Procurement</u>	
	Table 196 - Final Report on Procurement Actions as Required by the President of the US: 19 May through 30 June 1948	277
	Table 197 - Negotiated Contracts Awarded by the Air Force for Research and Development: 19 May through 30 June 1948.	278
	<u>Section LI - Surplus Property Disposal</u>	
	Table 198 - Disposition of Surplus Property (Excluding Aircraft) in Continental US, By Month: Jan through Dec, 1948	283
	Table 199 - Disposition of USAF Excess and Surplus Property (other than Real Property) in Active Overseas Commands: From World War II Cumulative to 31 Dec 1948.	284
	Table 200 - Declarations to Disposal Agencies of USAF Surplus Property (other than Real Property) in Active Commands, By Quantities and Values: From World War II Cumulative to 31 Dec 1948	284
	<u>Section LII - Miscellaneous</u>	
	Table 201 - Saving Bond Purchases in Continental US and Overseas, Jan through Dec, 1948	285
	Table 202 - Civilian Suggestion and Award Programs: Jan through Dec, 1948	286
	Table 203 - Summary of USAF Civilian Retirement Fund Transactions, Continental US: As of 31 Dec 1948	286
	Table 204 - US Air Force Aid Society Statement of Cash Receipts From, and Financial Assistance Rendered To USAF Personnel: 31 Dec 1948.	287
PART XIII - AIR RESERVE FORCES (Includes Air Scouts)		
	<u>INTRODUCTION</u>	289
	<u>A - Air National Guard</u>	
	<u>Section LIII - Personnel</u>	
	Table 205 - Status of Air National Guard Personnel and Units Showing Increase or Decrease Over Previous Month, By Month: Jan through Dec, 1948.	291
	Table 206 - Air National Guard Personnel Strength and Number of Units: Allotted, Sep, 1948; Actual, Jan through Dec, 1948.	292
	Table 207 - Air National Guard Strength (Officer and Enlisted) By State: By Quarter, 1948	297
	Table 208 - Air National Guard Officer Strength, By State in Continental US and Outside Possessions: By Quarters, 1948.	298
	Table 209 - Air National Guard Enlisted Strength, By State, in Continental US and Outside Possessions: By Quarter, 1948	299
	<u>Section LIV - Organization</u>	
	Table 210 - Changes Within Numbered Air Forces Affecting Air National Guard: Jan through Dec, 1948	300
	Table 211 - Changes Within Wings Affecting the Air National Guard: Jan through Dec, 1948	301
	<u>Section LV - Training</u>	
	Table 212 - Air National Guard Field Training, By Period of Training, Showing Wing and State: Jan through Dec, 1948	302
	<u>Section LVI - Funds</u>	
	Table 213 - Funds Administered By USAF as Direct Support from Army Appropriations for Air National Guard: Fiscal Years 1948 and 1949.	304
	<u>B - Air Reserve</u>	
	<u>Section LVII - Personnel</u>	
	Table 214 - US Air Force Reserve Strength, By Grade, By Type of Unit Assignment, in Continental US: By Quarter, 1948	305
	Table 215 - US Air Force Reserve Strength, By State, in Continental US: By Quarter, 1948	306

~~CONFIDENTIAL~~
CONTENTS - Continued

Table 216	- US Air Force Reserve Officer Strength, By State, in Continental US: By Quarter, 1948.	307
Table 217	- US Air Force Reserve Enlisted Strength, By State, in Continental US: By Quarter, 1948.	308
Table 218	- Air Reserve Permanent Party Personnel, Continental Air Command, By Air Force, By Month: Jan through Dec, 1948.	309
Table 219	- Military Personnel Placed on Air Force of the US Officers Retired List, By Grade, By Date: 1948	310
<u>Section LVIII</u>	<u>- Organization</u>	
Table 220	- Air Force Reserve Training Center Designations, Base, Satellite Locations, and Permanent Party Personnel: 31 Dec, 1948	311
Table 221	- Air Force Reserve Units, By Type, By Class, At Various Time Periods: Feb through Dec, 1948	313
Table 222	- Air Force Reserve Units, By Type of Unit, By Month: Jan through Dec, 1948	314
Table 223	- Development of Air Force Reserve Wing Organization, By Identification, By Month: Jan through Dec, 1948	315
<u>Section LIX</u>	<u>- Training</u>	
Table 224	- USAF Reserve Active Duty Training, By Major Command, in Continental US, By Month: Jan through Dec, 1948	316
Table 225	- Air Reserve Active Duty Training, Continental Air Command, By Month: Jan through Dec, 1948.	318
Table 226	- USAF Reserve Inactive Duty Training, By Major Command, Continental US, By Month: Jan through Dec, 1948	319
Table 227	- Air Reserve Inactive Duty Training, Continental Air Command, By Month: Jan through Dec, 1948	322
<u>Section LX</u>	<u>- Funds</u>	
Table 228	- Funds Administered as Direct Support from Army Appropriations for Air Force Reserve: Fiscal Years, 1948 and 1949.	323
<u>C - Air Reserve Officer Training Corps</u>		
<u>Section LXI</u>	<u>- Personnel</u>	
Table 229	- Air Reserve Officer Training Corps Enrollment, By Air Force, By Institution: Mar, Jun, and Oct, 1948.	324
Table 230	- Air Force Reserve Officer Training Corps Students, (By Race) Formally Enrolled, By Type of Instruction, By Year of Course: 1948.	330
Table 231	- Air Force Reserve Officer Training Corps Students (By Race) Not Formally Enrolled, By Type of Instruction, By Year of Course: 1948.	330
<u>Section LXII</u>	<u>- Funds</u>	
Table 232	- Funds Administered By USAF as Direct Support from Army Appropriations for Air Force Reserve Officers' Training Corps: Fiscal Years, 1948 and 1949.	331
<u>D - Civil Air Patrol</u>		
<u>Section LXIII</u>	<u>- Miscellaneous</u>	
Table 233	- Civil Air Patrol Personnel (Active and Inactive), By State and Territory: By Quarter, 1948	332
Table 234	- Civil Air Patrol Strength (Actual): 31 Dec 1948	334
Table 235	- Civil Air Patrol Wings With Address Location: 31 Dec 1948	334
Table 236	- Red, White, and Blue Course Requirements for Civil Air Patrol Cadet Training: As of 31 Dec 1948	335
<u>E - Air Scouts</u>		
<u>Section LXIV</u>	<u>- Miscellaneous</u>	
Table 237	- Air Scout Personnel Report: 31 Dec 1948	336
Table 238	- Senior Scout Regions in Continental US in Which Continental Air Command is Represented By Air Force Senior Scout Liaison Officers: 31 Dec 1948	336
<u>PART XIV - THE BERLIN AIRLIFT - OPERATION WITTLES</u>		
<u>INTRODUCTION.</u>		337
<u>Section LXV</u>	<u>- Operations</u>	
Table 239	- The Berlin Airlift - Operation Wittles: 26 Jun through 31 Dec 1948.	338
Table 240	- Chronology of The Berlin Airlift Operations: 21 Jun through 31 Dec 1948.	340
<u>Section LXVI</u>	<u>- Cost</u>	
Table 241	- Cumulative Cost For Air Phases of The Berlin Airlift - Operation Wittles: 21 Jun through 31 Dec 1948	342
<u>PART XV - INDEX</u>		EZ & EV 343-358

FOREWORD

The US Air Force Statistical Digest summarizes the great volume of statistical information collected and published by the various offices in USAF Headquarters and certain Air Force Commands. The more important data on the many activities and operations of the USAF are brought together on a uniform basis to serve as an official and basic reference manual.

The 1948 Statistical Digest is the third edition in the annual Series. Original editions - Army Air Forces Statistical Digest (World War II) and Supplement Number I, 1945 were followed by A.F. Statistical Digest, 1946 and USAF Statistical Digest, 1947. The 1946 and 1947 editions made available Air Force statistics in summarized form as far back as available, with the exception of Combat Operations. The latter data is found only in the 1945 editions. The present issue is the first strictly annual publication and historical continuity may be accomplished by referring to the previous publications. Many new tables have been added on data which has become available during the preparation of this issue. An effort has been made to cover all phases of the Air Force activities for which this publication is the official statistical yearbook.

To facilitate the use of this volume it has been divided into the following major parts, each covering a specific phase of USAF activity:

1. Tactical Units
2. Personnel (Military and Civilian)
3. Training (Military and Civilian)
4. Ground Safety
5. Medical
6. Materiel
7. Aircraft Accidents
8. Installations
9. USAF Industrial Reserve
10. Air Transport Command - Military Air Transport Service
11. Transportation
12. Fiscal
13. Reserve Forces (Includes Air Scouts)
14. The Berlin Airlift
15. Index

The tables in each part are preceded by introductory statements giving some indication of the character of the data presented which follows the format of past issues, and introducing new topics which appear for the first time. Immediately preceding these tables is the glossary - a collection of terms and definitions - which are applicable to this issue.

Sources of the majority of the data are the many publications and unpublished records of the Statistical Services. (Such data bears no source indication.) The tabulations which were furnished by other offices are annotated as to source.

It is recommended that historical copies be carefully preserved for future references as most of the supplies are exhausted.

Criticisms and suggestions for future editions of the Digest should be addressed to Headquarters, U.S. Air Forces, Director of Statistical Services, the Pentagon, Washington 25, D. C.

GLOSSARY

(Definitions are applicable in general to this publication unless modified on specific tables)

ACCIDENT, AIRCRAFT, MAJOR

An accident which results in death or major injury to persons or major damage to the aircraft. Major injury is that which will probably require hospitalization for a period of five or more days or results in unconsciousness, fractures (except simple finger or toe fractures), lacerations of muscles, or which cause hemorrhages, internal lesions and burns involving more than five percent of body surface or involving less than five percent if to the second or third degrees. Major damage includes damage to such parts of the aircraft as landing gear, wings, fuselage, stabilizers and power plant to the extent that the part must undergo major repair or be replaced.

ACCIDENT, AIRCRAFT, MINOR

An accident which results in minor injury to persons or minor damage to the aircraft. Minor injury is less severe than major injury as defined above and requires that military personnel be reported on the daily sick report as sick in quarters or hospital, or in the case of civilian personnel, loss of regular working time beyond the work-day on which the accident occurred. Minor damage is such damage as to make the aircraft unsafe for flight but not damage so great as to be classified major damage as defined above.

ACCIDENT, AIRPLANE

An event, involving one or more military aircraft, that occurs while the aircraft is engaged in any phase of aerial flight including takeoff and landing runs, taxiing, or while the aircraft is on the ground and power plant is in operation (except maintenance operation--servicing, repair, etc.) and which results in death or injury to persons or damage to the aircraft.

ACCIDENT COST INDEX (GROUND SAFETY)

Accident Cost Index is computed by adding cost of injuries, fatalities, and property damage and dividing that product by total strength (Military and Civilian).

ACTIVE INDUSTRIAL (PLANT) INSTALLATION

Indicates a USAF industrial installation so designated in USAF orders.

AERONAUTICAL STATUS (MILITARY PERSONNEL) (See Sect. VI)

The general grouping of Air Force personnel according to their status in any of the aeronautical categories comprising the aeronautical ratings and flying status. The following groupings are generally referred to as "Aeronautical Status":

1. Rated Personnel: USAF and ARWAF personnel who have, by competent orders without subsequent revocation, received principal aeronautical ratings in pilot and non-pilot ratings. Includes pilots and observers.

2. Non-Rated Personnel: USAF and ARWAF personnel to whom aeronautical designations and specialty ratings have been authorized by competent orders which have not since been revoked. Includes Flight Surgeon, Aviation Medical Examiner and Flight Nurse designations, those authorized specialty ratings and all personnel who are neither rated nor authorized an aeronautical designation or specialty rating.

AF BU(RT)S

Air Force Base Units for Reserve Training were redesignated Air Force Reserve Training Centers (AFRC)S, 8 Aug, 1948.

AF MARINE EQUIPMENT

As used in regulation (AFR 65-89) is that equipment which may be approved by HQ, USAF for installation on rescue boat or issued to boat detachments for use in the mission of rescue.

AFWA PERSONNEL (MILITARY PERSONNEL)

Those Department of the Air Force military personnel assigned as permanent party to a US Army (non-ARWAF) unit or assigned as pipeline to any Department of the Air Force or Department of the Army unit, provided that their ultimate permanent party assignment is to be a US Army (non-ARWAF) unit. (In the case of students and patients, the determinant is the last permanent party assignment rather than the ultimate permanent party assignment.)

AIRCRAFT

Any type of airplane, glider or aerial target.

AIR FORCE AID SOCIETY

A civilian corporation, incorporated under the laws of the District of Columbia, 9 Mar 1942 for the purpose of collecting and holding funds and of relieving the distress of Air Force Personnel and their dependents (1 Mar 1946, authority was given to begin operating as the official emergency relief organization of the Air Force. It extends the work of the American Red Cross but does not relieve it.) Personnel eligible to receive assistance are:

1. Air Force personnel and their dependents.
2. Active Air Reserve personnel and their dependents.
3. Air National Guard personnel and their dependents.
4. Dependents of disabled and deceased Air Force personnel.
5. Dependents of disabled and deceased Army Air Force personnel who were disabled or who died while on active duty.

AIR FORCE AID SOCIETY ASSISTANCE

This may consist of:

1. Non-interest bearing loans,
2. Cash grants, or
3. Combination of (1) and (2). (To be eligible for emergency financial assistance, a dependent must be a member of the officer's or airmen's immediate family.

AIR FORCE PERSONNEL (Pages 9 through 73)

Includes USAF and ARWAF personnel. Applies to personnel within selected or restricted categories which could not be properly described as "Command Strength" (e.g., Air Force personnel with SSI's 405, 502, etc.; Air Force Enlisted Personnel on Flying Pay).

AIR FORCE PERSONNEL IN TRAINING

Refers to Department of the Air Force personnel who are detailed to a school in an assigned or attached status from other organizations or associated status (Reserve or National Guard) with the USAF.

AIR FORCE RESERVE STRENGTH

The total number of persons currently members of the US Air Force Reserve, both active and inactive, who are not currently on extended active duty. Includes reservists recalled to active duty "for training"; excludes reservists ordered to extended active duty.

AIR FORCES (31 Dec 1948)

First - Conn, Del, D C, Ky, Me, MA, Mass, Mich, NH, N J, N Y, Ohio, Pa, R I, Vt, Va, Va
Fourth - Ariz, Calif, Idaho, Mont, Nev, Ore, Utah, Wash
Tenth - Colo, Ill, Ind, Ia, Kans, Minn, Mo, Nebr, N Dak, S Dak, Wisc, Wyo
Fourteenth - Ala, Ark, Fla, Ga, La, Miss, N Mex, N C, Okla, S C., Tenn, Tex
(See Table 210 for geographical changes, 1948)

AIR FORCE UNIT

includes USAF and ARWAF units.

AIR FORCE WIDE PIPELINE (MILITARY PERSONNEL)

Pipeline activities which have no authorization against which the Air Force personnel assigned thereto may be charged. This includes Army as well as Air Force pipeline.

AIR NATIONAL GUARD STRENGTH (See Tables 205:207:208:209)

The assigned strength of Air National Guard Units (USAF and ARWAF) not on active Federal Service. This strength includes personnel determined to be either Department of the Air Force or Department of the Army in accordance with JAAPAR 1-11-20.

AIRPLANE

This term indicates all aircraft except aerial target type aircraft and gliders.

AIR SCOUTS

Senior Scouts participating in the Air Scout program are the scouts in which the USAF is interested. This group makes up a part of the Senior Scouting Service. The Senior Scouting Service is that agency of the Boy Scouts of America which directs the program of Scouts who are 15 years of age or over.

ALASKAN AIR COMMAND

Activated Hq and Hq Sq, Alaska Air Forces, 15 Jan 1942; redesignated Hq and Hq Sq, Eleventh Air Force, 5 Feb 1942; redesignated Hq and Hq Sq, Alaskan Air Command, 18 Dec 1945. (No change since that date.)

APPOINTMENT AND REEMPLOYMENT (CIVILIAN PERSONNEL)

Refers to original appointment, other than original probational appointment, and reemployment of civilians with previous Federal Service, excluding transfer between Departments and Agencies.

APPROPRIATIONS OR CASH APPROPRIATIONS

An authorization to make payments out of the Treasury for a designated purpose pursuant to an act of Congress.

ARWAF PERSONNEL (MILITARY PERSONNEL)

Those Army personnel assigned as permanent party to an Air Force (USAF or ARWAF) unit or assigned as pipeline to any Air Force or Army unit, provided their ultimate permanent party assignment is to be an Air Force unit. (In the case of students, patients and separetees the determinant is the last permanent party assignment rather than the ultimate permanent party assignment. These personnel are chargeable to the US Air Force Troop ceiling.)

ARWAF UNIT

While assigned for duty with the US Air Force under the joint authority of the Departments of the Air Force and Army, any United States Army active military force having an organizational structure authorized and prescribed by Headquarters, US Army, or delegated authority. These units are chargeable to the US Air Force Troop Basis and also include any military force of the Reserve component of the US Army or the National Guard while on active Federal Service with the US Air Force.

ASSIGNED (MILITARY PERSONNEL)

Individuals are "assigned" when they are placed on duty with a unit as an integral member thereof by means of competent orders. Units are "assigned" when they are placed under the command jurisdiction of a unit of higher echelon by means of competent orders.

ATTRITION (TRAINING)

Students who: fail a course because of academic or flying deficiency; are withdrawn from a course because of illness and will not continue the course at a later date; are losses from service because of death, etc. (accidental death while actually receiving training instructions).

AVIATION FUEL CONSUMED

The sum of all fuel serviced into the aircraft during the reporting period plus fuel on hand at the beginning of the period minus balance on hand at the end of the period and any defueling occurring during the month.

AWARDS (CIVILIAN)

Various amounts of cash paid to individuals for acceptable suggestions given to the government. The value of the award is determined by evaluating the suggestions and the amount is paid in accordance with a table set up by Executive Order 9817, 31 Dec 1946. (All government agencies use the same basis for awards.)

CARIBBEAN AIR COMMAND

Hq and Hq Sq Panama Canal Air Force, activated, 20 Nov 1940; redesignated Hq and Hq Sq, Caribbean Air Force, 5 Aug 1941, redesignated Hq and Hq Sq, Sixth Air Force, 5 Feb 1942; redesignated Hq Caribbean Air Command, 31 Jul 1946. At the same time took over the functions of Hq and Hq Sq Antilles Air Command which was inactivated by Caribbean Air Command, 25 Aug 1946. (No change, 1948)

CASUALTY ASSISTANCE

Any assistance rendered to the next of kin of military personnel on matters pertaining to their personal affairs. Chaplains will assist and advise dependents of military personnel (excluding legal assistance) in connection with, but not limited to the following:

1. Dependent's pensions
2. Family allowance of casualty dependents
3. Personal effects
4. Arrears in pay
5. Burial/memorial flag
6. Settlement of government life insurance
7. Burial allowance (See AAF Letter 35-55, 16 Jul 1947)

CIVILIAN EMPLOYEE CLASSIFICATION OF

1. CAF - Clerical, Administrative, and Fiscal
2. CPC - Crafts, Protective and Custodial
3. P - Professional
4. SP - Sub-professional
5. WAE's - Consultants and Experts (included only when actually employed)

CIVILIAN TRAINING AREAS

1. Apprenticeship - Apprentice training in the skilled trades, crafts, and technical occupations including only persons who are indentured apprentices in accordance with the War Department Plan for Apprenticeship Programs, Civilian Personnel Regulation III.
2. Clerical - Training in office routine, processing of papers, sales work, and secretarial work such as filing, typing, and stenography.
3. Inspection and Testing - Training in the various methods of inspecting and testing of materials, processing, fabrication, assembly, and against standards of serviceability.
4. Management and Supervision - Training in managerial, administrative, and supervisory work. Training designed to equip a person to administer or supervise the work of others.
5. Unskilled and Semi-skilled - Training in all fields of work that are chiefly manual in nature and are not above a semi-skilled level, i.e., truck driver, fork-lift operator.
6. Orientation - Training designed to assist workers to adjust themselves as quickly as possible to their job environment and to acquire satisfactory attitudes and habits of work.
7. Protective and Personal Services - Training for guarding and policing activities; for fire-fighting and fire protective work; and for personal services such as that provided by hospital attendants, cooks, custodians, charwomen, and janitors.

8. Safety - Training to develop skill and habits of safe performance for the protection of the trainee and his co-workers. This includes first aid instruction.

9. Skilled Trades and Crafts - Training in crafts and mechanical work on a skilled level, such as machinist, plumber, carpenter, boilermaker, automotive mechanic, airplane mechanic, and shipfitter.

10. Supply Operations and Procedures - Training in the operations and procedures necessary to the Army's program of supply distribution involving the areas of receiving, storing, shipping, and stock control.

11. Technical, Scientific, and Professional - Training on a technical, scientific, or professional level in such fields as medical, engineering, accounting, statistics, and writing.

COGNIZANCE

Designations used to identify the aircraft of the USAF and the US Navy, respectively.

COMMANDS

Continental

(See Major Command Organizational Changes)

Overseas

Alaskan Air Command - (See Alaskan Air Command)

Caribbean Air Command - (See Caribbean Air Command)

Far East Air Forces - (See Far East Air Forces)

Pacific Air Command - (See Pacific Air Command)

United States Air Forces, Europe - (See United States Air Forces, Europe)

COMMAND STRENGTH (MILITARY PERSONNEL)

Includes all military and/or civilian personnel under the jurisdiction of the Department of the Air Force and the United States Air Force, irrespective of the basic departmental status of the individual. Includes personnel herein identified as USAF (military and/or civilian), and ARWAF (Military). Command strength is that strength that is chargeable against the personnel ceiling of the Department of the Air Force, including those personnel in statutory exempted categories, e.g., 18-year-old 12-month enlistees, officer candidates, and civilians engaged in work contracted for. Further application of this term as employed in this publication to define the various distributions of command strength are:

1. Worldwide Command Strength - Describes the command strength of the entire Department of the Air Force.

2. Continental Command Strength - Describes the total strength of all military personnel who are assigned to units and civilian personnel appointed to units of which the headquarters has permanent station location in the Continental US or is assigned to a Continental Command. This includes personnel en route overseas and personnel stationed overseas, but assigned to a Continental unit.

3. Overseas Command Strength - Describes the total strength of all military personnel who are assigned to units and civilian personnel appointed to units of which the headquarters has permanent station location outside the Continental US or is assigned to an overseas command. This includes military personnel en route to Continental US from overseas and military personnel stationed in the Continental US but assigned to an overseas unit.

4. Officer or Enlisted Command Strength - Describes total USAF plus ARWAF officer or enlisted strength when such strengths are presented separately from the aggregate.

5. Regular Officer Command Strength - Denotes the strength of US Air Force regular, (USAF (REG)) and Army regular (RA) when such strengths are presented separately from other components.

6. Negro Personnel Command Strength - Denotes the total USAF plus ARWAF negro strength when such strengths are presented separately.

CONTINENTAL COMMANDS

Major Air Commands of which the command headquarters are located in the Continental US, regardless of the location of the component elements of the command.

CURRENT AUTHORIZED STRENGTH (AIR FORCE RESERVE) (Tables 214 and 215)

The authorized strength which is applicable to the constituted units of the Air Force Reserve as of the specified date. These authorized strengths may be reduced from full T/O&E to a "class" of unit (A, B, or C). These classes represent a graduated reduction in authorized strength which is phased with the assigned status of the unit.

CURRENT AUTHORIZED STRENGTH (AIR NATIONAL GUARD) (Tables 205; 206; 208; 209) applies to

The authorized strength which is applicable to federally recognized Air National Guard units as of the specified date. Such authorized strengths as are issued in appropriate Air Force table of organization with the current reduction in strength by the National Guard Bureau.

DELIVERY, AIRPLANE, ENGINE OR PROPELLER

Final transaction between manufacturer and recipient whereupon the aircraft, engine or propeller, becomes part of the official inventory.

DEPARTMENTAL INDUSTRIAL EQUIPMENT RESERVE

Is the industrial machinery and equipment held by the Departments for storage and maintenance for augmentation of their required industrial production capacity in time of a national emergency, or in anticipation thereof. Departmental Industrial Equipment Reserve does not include industrial machinery and equipment retained as integral units of standby plants or other active installations, or in plants covered by the National Security Clause.

DEPARTMENTAL STATUS (MILITARY PERSONNEL)

The basic department of the National Military Establishment to which the individual is currently assigned, regardless of whether or not such individual has been placed on duty with another of the departments.

DEPARTMENTAL STRENGTH (MILITARY PERSONNEL)

The inventory of all personnel, military and/or civilian, who have the basic departmental status of the Department of the Air Force, whether or not such personnel have been placed on duty with another of the Departments. Includes personnel herein identified as USAF and AFWA.

DEPARTMENT OF ARMY PERSONNEL (MILITARY PERSONNEL)

Military personnel whose individual status has been determined to be Department of the Army in accordance with JAAFAR 1-1-1, by subsequent transfer between departments or by subsequent entry or reentry into the US Army from civil life. Such personnel constitute the majority of the personnel herein identified as USAR and ARWAF.

DEPARTMENT OF THE AIR FORCE PERSONNEL (MILITARY PERSONNEL)

Military personnel whose individual status has been determined to be Department of the Air Force in accordance with JAAFAR 1-1-1, by subsequent transfer between departments or by subsequent entry or reentry into the US Air Force from civil life. Civilian personnel whose status has been determined to be Department of the Air Force in accordance with JAAFAR's 1-1-5 and 1-1-7 by subsequent transfer between departments or by subsequent employment. This includes personnel herein identified as USAF (military and civilian) and AFWA (military).

DIRECT CASH APPROPRIATIONS

An appropriation made directly to the Air Force is a Direct appropriation.

An Indirect appropriation, (as it applies to the Air Force) is or may be made through the Army for the use of the Air Force.

DISABLING INJURY (GROUND SAFETY)

1. USAF Civilian personnel: Any disabling injury arising out of and in the course of employment.
2. USAF Military personnel: Any disabling injury regardless of duty status other than battle injuries, suicides, or injuries resulting to passengers or crew from USAF flying accidents.

EMBLEM PROGRAM

Honorary recognition accorded employees who accomplish their duties in a meritorious or exceptional manner. (COR 104, 25 Apr 1947)

ENGINE, INSTALLED

An engine mounted in an aircraft or only temporarily removed for minor repair with the intent of return to the aircraft from which removed.

ENGINE, SPARE

An Engine not installed in an aircraft. Spare engines are divided into two categories: (a) Serviceable -- those engines ready for installation without undergoing overhaul, repair or modification, and (b) Repairable -- engines which can be made serviceable by overhaul.

FAR EAST AIR FORCES

Activated at Brisbane, Australia, 3 Aug 1944; redesignated Pacific Air Command, USAF, 6 Dec 1945; beginning Jul 1945 it included Fifth and Thirteenth Air Forces and Seventh Air Force and Air Forces in Middle Pacific; redesignated Far East Air Forces, 1 Jan 1947; (For Seventh Air Force from 1 Jan 1947, see Pacific Air Command).

FATAL ACCIDENT

An accident resulting in death to either crew members or passengers. Fatal accidents as reported in Air Transport operations do not include accidents fatal to ground personnel alone. All missing aircraft are presumed to be fatal accidents.

FATALITIES

As reported in Air Transport operations, fatalities include only personnel on board the aircraft, either crew members or passengers. All missing personnel are presumed to be fatalities.

FILLERS (PIPELINE) (MILITARY PERSONNEL)

Casual personnel who are assigned to a unit conducting recruiting activities, assembly stations, continental assignment pools, and overseas personnel depots and are awaiting further permanent assignment. This does not include:

1. Personnel in process of Permanent Change of Assignment who are assigned to a unit merely for immediate reassignment to a higher parallel, or subordinate unit stationed at the same installation.
2. Air Returnee personnel who are assigned to PAE Assembly Station units for further assignment in ZI or for separation.

FISCAL YEAR

Ex. FY 1948 includes 1 Jul through 31 Dec 1947 plus 1 Jan through 30 Jun 1948 or the year beginning 1 Jul of preceding year and ending 30 Jun of the year; designated as fiscal year.

FOREIGN STUDENTS (TRAINING)

Foreign nationals who are detailed to the school in attached status from any foreign country, territory, or possession, excluding those territories and possessions of the United States.

FREQUENCY RATES (GROUND SAFETY)

1. Civilian Injury Rate is computed in the following manner:
Number of civilian disabling injuries multiplied by 1,000,000 and that product divided by total hours of civilian employment.
2. Military Injury Rate is computed as follows:
Number of disabling injuries to military personnel multiplied by 100,000 and that product divided by total military man-days of exposure.
3. Motor Vehicle Accident Rate is computed as follows:
Number of USAF motor vehicle accidents multiplied by 100,000 and that product divided by total USAF motor vehicle mileage.

FUNCTIONAL GROUP (MILITARY PERSONNEL)

The general grouping of personnel according to their status as to permanent party or pipeline.

GENERAL PURPOSE VEHICLE

A general purpose vehicle is a vehicle designed to be used for movement of personnel, supplies, ammunition or equipment, or for towing artillery carriages, trailers or semi-trailers, and used without modification to body or chassis to satisfy general automotive transport needs.

GRADED (CIVILIAN PERSONNEL)

Civilians employed in graded positions provided for in the Classification Act of 1923, as amended.

INACTIVE DUTY TRAINING (AIR RESERVE)

Individual or unit training accomplished by USAF Reserve personnel voluntarily and without specific orders which place such personnel on active duty status.

INACTIVE INDUSTRIAL (PLANT) INSTALLATION

USAF industrial installation which is closed insofar as Air Force activity is concerned and which has been designated as "Inactive" in USAF orders.

INDEFINITE (WAR SERVICE AND INTERIM) (CIVILIAN PERSONNEL)

Refers to civilians appointed under war service regulations for the duration and temporary indefinite regulations pending the establishment of registers.

INDUSTRIAL (PLANT) INSTALLATION

A USAF industrial installation is a defined area of real property in which the Department of the Air Force exercises a real property interest, has been designated by Headquarters, USAF, as industrial and is designed primarily for manufacturing purposes and/or industrial research and development.

INSTALLATION

An officially designated area of real property, including all facilities located thereon. An installation is "established" by official order, and when no longer required is "Discontinued" by similar action.

JANMAT

Joint Army Navy Air Force Machine Tools Committee.

JANMAT PROGRAM

JANMAT Program as established was confirmed on 5 Aug 1947 by Pl 364, 80th Congress. This Program is confined to the selection, allocation and tagging of the surplus machinery and equipment acquired from the WAA and the RFC by the depts of the Military Establishment and by FWA for retention in the National Industrial Equipment Reserve established pursuant to the authority of Pl 883, 80th Congress.

MAJOR COMMAND ORGANIZATIONAL CHANGES IN CONTINENTAL US COMMANDS (1948)

1. Air Materiel Command - A continental US air command was authorized overseas units and personnel, 1 Nov 1948. Thus the overseas portion of Air Materiel Command was reported for the months of November and December as an overseas Command in some of the 1948 tables.
2. Air Proving Ground - Air Proving Ground Command was redesignated Air Proving Ground and was assigned to Air Materiel Command, effective, 20 Jan 1948. It was relieved from assignment to Air Materiel Command and designated a Major Command, 1 Jun 1948.
3. Bolling Field Command - Was redesignated, Headquarters Command, USAF, effective, 17 Mar 1948.
4. Continental Air Command - Was established, 1 Dec 1948. Tactical Air Command and Air Defense Command, formerly Major Air Commands, were redesignated operational air commands and assigned to Continental Air Command on the same date.
5. Military Air Transport Service - Continental and Overseas service was established from a consolidation of Air Transport Command and Naval Air Transport Service, effective, 1 June 1948.
6. USAF Security Service - Was established as a major air command, effective date, 20 Oct 1948.

MAJOR COMMANDS

That portion of US Air Force command structure which includes appropriate headquarters and subordinate units and is immediately subordinate administratively to Headquarters US Air Force. By definition, this excludes US Air Force "exempted activities", which are units not subordinate to any of the major commands.

MAJOR PROJECT

The designation of a functional grouping of projects which are identified by a series of codes, 100 through 900, as of 1948.

MEDICAL

Units whose primary mission and function is to provide medical services or supplies. Does not include air evacuation.

MILITARY ESTABLISHMENT PLANT RESERVE

Consists of two parts as follows:

1. Active Departmental Industrial Facilities are those departmental controlled industrial facilities which are in active use for their intended purpose;
2. Departmental Reserve Plants are those departmental controlled industrial facilities which are used for purposes other than the intended purpose or held idle, partially idle, or standby.

MILITARY PERSONNEL

All personnel commissioned or appointed to a commissioned officer grade, appointed to a warrant officer grade (including Flight Officers), appointed as an Aviation Cadet, or enlisted in any component of the field forces of the Departments of the Air Force or Army.

NATIONAL INDUSTRIAL EQUIPMENT RESERVE (Public Law 883, 80th Congress)

Is the industrial machinery and equipment, held by Federal Works Agency for storage and maintenance for augmentation of production capacity, or for production capacity beyond the scope of the Departmental Industrial Equipment Reserve, in time of a national emergency or in anticipation thereof. The National Industrial Equipment Reserve does not include industrial machinery and equipment retained as integral units in plants covered by the National Security Clause.

NATIONAL INDUSTRIAL PLANT RESERVE

Includes those excess industrial plants which have been or shall be sold, leased, or otherwise disposed of by the US subject to a National Security Clause; those excess industrial plants of the US which, not having been sold, leased or otherwise disposed of subject to a National Security Clause, shall be transferred to Federal Works Agency to be held or disposed of under the provisions of Public Law 883, and those excess industrial plants under the control of any Executive Department or independent establishment in the Executive Branch of the Government, including any wholly-owned Government-owned corporation, which is not required for its immediate needs or responsibilities, as determined by the head of such department or establishment and which are designated by the Secretary of Defense, pursuant to Sec. 4 of Public Law 883, 80th Congress, as a part of the National Industrial Plant Reserve.

NATIONAL SECURITY CLAUSE PLANTS

A National Security Clause Plant is one where the Government has or may restrict the disposal to such extent that, in the event of an emergency, the plant may be recaptured by the Government to meet military production requirements.

NEXT OF KIN

Widow or widower; child or children if there be no widow or widower and they are entitled to benefit; dependent, designated by deceased relative, if there be no wife or widower or children.

NUMBER COMPLETED TRAINING DURING PERIOD (CIVILIAN TRAINING)

This entry indicates the number of trainees completing the training course during the period. A trainee who leaves the training course before its completion is not counted. The total number of veterans completing training, regardless of whether or not they were in training under Public Laws 16 and 346, and the number of veterans completing training under Public Laws 16 and 346 in accordance with Agreements 1 or 2 of the War Department and the Veterans Administration.

NUMBER IN TRAINING AT END OF PERIOD (CIVILIAN TRAINING)

This number represents the number of trainees still in training at the end of the period - that is, trainees enrolled in a training course that does not close on or before the last day of the period. This also has a subtotal of veterans in training.

NUMBER OF CIVILIANS ENTERING TRAINING DURING PERIOD

This item is a count of the enrollments as trainees enter the courses during the period. A subtotal of all veterans entering training is entered as a separate item.

OBLIGATION

An order placed, a contract awarded, a service received, or any other transaction, which legally reserves an appropriation or fund for expenditure.

OFFENSES

An act or omission as against both civil and military law. (Manual for Court-Martial US Army, 1948.) Such offenses are (a) Disorders and neglects to the prejudice of good order and military discipline, (b) Conduct of a nature to bring discredit upon the military service (c) Desertion, (d) Suffering military property to be lost, (e) Selling military property, etc.

ORIGINAL PROBATIONAL APPOINTMENT (CIVILIAN PERSONNEL)

Civilians who at the time of their entrance on duty were given probational appointments.

OTHER MILITARY AND CIVILIAN PERSONNEL IN TRAINING

Refers to Department of the Army military personnel who are detailed to a school in assigned or attached status from a USAF organization or a US Army organization on duty with the USAF, to Department of the Army personnel who are detailed to a school in associated status from an Air Reserve or Air National Guard (ARNAG), and to US Army (other than ARNAG), US Navy (including Marines) military personnel who are detailed to a school in attached status, and to civilians who are detailed to a school from US Federal agencies. Includes ARNAG, USA, USN, and other US Federal Agency personnel.

OUTBOUND PERSONNEL (PIPELINE) (MILITARY PERSONNEL)

Casuals who are at Continental Overseas Replacement Depots (ORD's) awaiting call for overseas shipment or at overseas personnel depots awaiting call for evacuation to the Continental US for PCA.

OUT LEASED

Leased to another Government agency or commercial enterprise with recapturable provision.

OVERSEAS COMMANDS

Major Air Commands (other than MATS) of which the command headquarters is located outside the Continental US, regardless of the location of the component elements of the command. Such command may be under the operational jurisdiction of a "joint" or "unified" command. Worldwide elements MATS (i.e., Continental and Overseas) are under the command jurisdiction of MATS Headquarters located in the ZI.

OVERSEAS REPLACEMENTS (PIPELINE) (MILITARY PERSONNEL)

Casual personnel who are en route from a Continental water port of embarkation for PCA to overseas air commands or at overseas ports of debarkation for further assignment within the overseas air commands.

PACIFIC AIR COMMAND

Hq and Hq Sq, Hawaiian Air Force, activated, 1 Nov 1940; redesignated, Hq and Hq Sq, Seventh Air Force, 5 Feb 1942. Relieved assignment USAF, PAC and assigned, Hq, AAF, effective, 1 Jan 1947; redesignated Hq and Hq Sq, Pacific Air Command, 15 Dec 1947.

PASSENGER MILES FLOW

One passenger moved one mile equals one passenger mile; thus, passenger miles are computed by multiplying the statute miles of each leg of a flight by the number of passengers on board the aircraft.

PATIENTS (PIPELINE) (MILITARY PERSONNEL)

Hospitalized personnel who are assigned to a Detachment of Patients.

PEAK STRENGTH

Maximum strength as shown for the nearest end of the month date; as daily strengths are not given.

PERMANENT AND PROBATIONAL (CIVILIAN PERSONNEL)

Civilians serving under permanent or probational appointment acquired by competitive examination, by law, by executive order, or by ruling of the Civil Service Commission.

PERMANENT PARTY PERSONNEL (MILITARY PERSONNEL)

Those personnel assigned to a unit to perform their principal duty in the furtherance of the mission of the unit and who are properly chargeable against the authorization of the unit. This is to include assigned over-strength.

PILOT

A rating given a member of the Air Force who has been qualified to control and navigate an aircraft in flight. The rating of pilot is next below that of senior pilot. (WD TM 20-205, 18 Jan 1944.)

PIPELINE PERSONNEL (MILITARY PERSONNEL)

That portion of Air Force Command Strength that is temporarily ineffective consisting of: Students, Outbound Personnel, Overseas Replacements, Returnees, Fillers, Patients, Prisoners and Separates.

PLANTOR

A World War II term used by Defense Plant Corporation (a subsidiary of Reconstruction Finance Corporation) to designate industrial facilities built and machinery equipment purchased and installed by Defense Plant Corp..

PRISONERS (PIPELINE) (MILITARY PERSONNEL)

Garrison Prisoners who are assigned to an Air Force unit for rehabilitation and who are scheduled to be restored to duty.

PROPELLER, CONTROLLABLE

A variable pitch propeller as opposed to one with fixed pitch.

REASSIGNMENT (MILITARY PERSONNEL)

The change of assignment status of an individual or a unit irrespective of any change in Departmental Status.

REDUCTION IN FORCE (CIVILIAN PERSONNEL)

Separation of civilians because of lack of work or funds, abolition of position of activity, or to keep within personnel authorizations. Employees are counted as separations the day following the last day of active duty.

REEMPLOYMENT AFTER MILITARY SERVICE (CIVILIAN PERSONNEL)

Civilians who had been separated from their position to enter US Military or Naval Service or Merchant Marine and former employees who were released to public or private enterprise under such conditions as to entitle them to reemployment benefits or who, while thus employed, entered US Military or Naval Service or Merchant Marine, and who upon return, exercised reemployment rights.

REMOVAL AND SEPARATION FOR CAUSE (DURING) OR (OTHER THAN DURING) PROBATIONARY PERIODS (CIVILIAN PERSONNEL)

Separations because of disqualification, inefficiency, disability, and charges of misconduct, delinquency, or other serious cause which occurred during or after the employees probationary period.

REPLACEMENT TRAINEES (PIPELINE) (MILITARY PERSONNEL)

Personnel under the jurisdiction of the Commander, Military Air Transport Service, who are undergoing specialized non-tactical air-crew type training.

RESERVE FORCES

The Reserve Forces of the US Air Force comprise those reserve components; the Air National Guard, the US Air Force Reserve, the Air Force ROTC and the Civil Air Patrol (semi-military auxiliary of the Air Force), embracing those personnel not on active duty. The objectives of the Reserve Forces are:

1. To develop and qualify personnel in all grades to perform all duties which reasonably may be assigned to them, both in peace and for mobilization. To provide trained units capable of immediate mobilization with a minimum of training prior to commitment to actual combat. (Air National Guard-ANG)
2. To provide qualified personnel and trained units for the initial expansion of the Air Force in time of war or National Emergency. (US Air Force Reserve-USAFR)
3. To qualify students for positions of leadership in time of National Emergency. (Air Force Reserve Officer Training Corps-Air Force ROTC)

4. To train and maintain a flying organization composed of personnel who operate and maintain civilian airplanes and who are sufficiently public spirited and patriotic to contribute voluntarily in war time and in peace time their aircraft and personal time and effort to the US Air Force. (Civil Air Patrol-CAP)

RESERVE INDUSTRIAL (PLANT) INSTALLATION

USAF industrial installation utilized for purposes other than the manufacture or research and development of material for the Air Force.

RESIGNATION (CIVILIAN PERSONNEL)

Separations at employees' requests (exclusive of separations to enter military service).

RETIREMENT, DEATH, LEGAL INCOMPETENCE (CIVILIAN PERSONNEL)

Separations because of retirement, death, or legal incompetence. "Retirement" includes age, disability, or optional retirement at USAF request.

RETURNEES (PIPELINE) (MILITARY PERSONNEL)

Casual personnel who are at or en route from an Overseas Port of Embarkation to a continental Port of Debarkation or PAE Assembly Station for PCA or at a continental Port of Debarkation or PAE Assembly Station for further assignment in the Continental US or for separation.

RETURN TO DUTY FROM EXTENDED LEAVE (CIVILIAN PERSONNEL)

Civilians who returned to active duty and pay status from extended leave without pay, suspension or furlough. Extended leave without pay and suspension refer to such status for a period of thirty days or longer.

SATELLITE

An Air Reserve Satellite is defined as the operation of Air Force Reserve aircraft at any airfield other than at an Air Force Reserve Training Center for the primary purpose of conducting inactive duty flying training.

SCHOOL TRAINING

Any course conducted within an Air Force special service school which has been established by Headquarters US Air Force.

STRENGTH ACCOUNTABILITY (MILITARY PERSONNEL)

The complete and accurate accounting through the applicable US Air Force command channels for all military personnel assigned to an Air Force unit. While the military personnel attached to such an Air Force unit must likewise be completely and accurately accounted for by their unit of attachment, this is not included with the concept of "Strength Accountability".

STUDENTS (PIPELINE) (MILITARY PERSONNEL)

Personnel who are undergoing formal training in service or civilian schools and assigned to an Air Force student unit.

STUDENTS (TRAINING)

Personnel assigned, attached, or in an associated status with an Air Force student unit or detachment, for the purpose of undergoing standardized courses of instruction at service schools conducted by the US Air Force.

SUGGESTIONS (CIVILIAN)

A constructive idea designed to accomplish an Air Force job better, faster and cheaper. For civilian see AF Regulation 40-16, 20 Jul 1948. Cash awards for suggestions are given.

TACTICAL UNITS

Includes any bomber, fighter, reconnaissance, troop carrier, rescue, liaison, geodetic control or tow target unit.

TEMPORARY (ONE YEAR OR LESS) (CIVILIAN PERSONNEL)

Civilians serving under temporary appointments for definite limited periods (one year or less).

TERMINATION (CIVILIAN PERSONNEL)

Separations (other than resignations) from "excepted appointments", or separations during or upon completion of specified period of temporary appointments to positions excepted from competitive examinations under Part 6 of Civil Service Rules and Regulations, Schedule A, Schedule B, Act of Congress, or Executive Order.

TERMINATION, DISPLACEMENT (CIVILIAN PERSONNEL)

Separations required by the Civil Service Commission under its program of displacement of War Service and Temporary appointees.

TON MILES FLOWN

One ton moved one mile equals one ton mile; ton miles are computed exactly as are passenger miles, substituting number of tons on board for number of passengers.

TOTAL TRAINEE HOURS (CIVILIAN TRAINING)

The actual number of hours trainees spend in planned training in the classroom and/or on the job during the period reported. (Ex. For a 10-hour course with 50 trainees attending during the period 500 hours is the actual number of trainee hours.)

TRAINING

Includes units whose primary mission and function is training or maintenance of certain skills after training.

TRANSFER FROM FEDERAL AGENCIES OTHER THAN USAF (CIVILIAN PERSONNEL)

Civilians transferred from Federal Agencies such as Department of the Navy, Agriculture, etc.

TRANSFER (MILITARY PERSONNEL)

Permanent change in departmental status, regardless of whether or not accompanied by a change of command status and/or unit assignment.

TRANSPORTATION TERMS

Army Operated Ships - All ships owned by the Army, bareboat chartered to the Army or loaned to the Army by Maritime Commission, for which Army hires the masters and crews and controls all operations.

Carload (Abbreviated CL) - For rate purposes rail freight shipment (other than rail express) which, by weight or volume, meets the requirements of the Consolidated Freight Classification for a carload shipment. For statistical purposes, and as presented in this report, a shipment clearly indicated on a bill of lading as carload, plus all less-than-carload shipments of 10,000 pounds and over.

Commercial Ship - Any ship owned or bareboat chartered by private persons or companies and operated by private persons or companies.

Less-Than-Carload (Abbreviated L/C/L) - For rate purposes, a rail freight shipment (other than rail express) which, by weight or volume, does not meet the requirements of the Consolidated Freight Classification for a carload shipment. For statistical purposes, and as presented in this report, shipments of less than 10,000 pounds, not clearly indicated on the bill of lading to be carload.

Long Ton (Abbreviated LT) - A weight of 2,240 pounds, primarily used in reference to marine cargo in contradistinction to short tons which are used primarily with reference to land freight.

Measurement Ton (Abbreviated MT) - A measure of cubic volume of cargo, expressed in tons of 40 cubic feet. It is also used to indicate the cubic capacity of a vessel, which is available for cargo.

Overseas Areas, Destination, Origins - Grouped as follows: North Atlantic includes the East Coast of Canada, Newfoundland, Greenland, Iceland, and Bermuda; Caribbean and South America include the entire Caribbean Area, Central and South American; Europe includes Southern France, the Azores and Northwestern Africa; Mediterranean includes Italy and Greece; Africa-Near East includes the remainder of Africa, Palestine, Syria, Turkey, Iran, Iraq and Arabia; Asia includes India, Burma and China; Philippines-Ryukus and Australia are self explanatory; Japan-Korea, self explanatory; Marianas-Bonins, self explanatory; Middle Pacific includes the remainder of the Pacific, including New Caledonia and New Zealand; Alaska includes the West Coast of Canada.

Short Ton (Abbreviated ST) - A weight ton of 2,000 pounds, primarily used in reference to inland freight in contradistinction to long tons which are used primarily with reference to marine cargo.

TRANSPORT HOURS

Aircraft hours flown on transport mission, that is transporting cargo, mail and passengers.

TRANSPORT MILES FLOWN

Statute miles flown on transport flight from point of take-off to point of landing. If a plane makes 15 separate trips over a 2,000 mile flight it will have flown 15x2,000 or 30,000 transport miles.

UNGRADED (CIVILIAN PERSONNEL)

Civilians, except consultants and experts employed in positions not subject to Classification Act of 1923, as amended. This includes civilians occupying ungraded positions whose rates of pay are determined by Local Wage Boards and civilians employed in ungraded positions not compensated under locality wage rates such as maritime employees.

USAF MOTOR VEHICLE ACCIDENT (GROUND SAFETY)

An incident in which a USAF motor vehicle is involved and results in injury to person(s) or damage to property regardless of type or ownership.

NOTE: USAF vehicles classified as "Special Purpose Equipment" (such as Fork Lifts, Hysters, Tractors, etc.) when involved in accident(s) are not included in computation of vehicle accident rate or in analyses of vehicle accidents since the exposure of such vehicles is

not comparable. Cost of such accidents however, is included in total vehicle accident cost.

USAF PERSONNEL (MILITARY PERSONNEL)

Those Department of the Air Force military personnel assigned as permanent party to an Air Force (USAF or ARWAF) unit or assigned as pipeline to any Department of the Air Force or Department of the Army unit, provided that their ultimate permanent party assignment is to be to an Air Force unit (in case of students and patients, the determinant is the last permanent party assignment rather than the ultimate permanent party assignment).

USAF (REGULAR) (MILITARY PERSONNEL)

Department of the Air Force military personnel who are, by enlistment, appointment or commission, members of the permanent regular United States Air Force.

USAF UNIT

Any United States Air Force active military force having an organizational structure authorized and prescribed by Headquarters US Air Force or delegated authority. These are chargeable to the US Air Force Troop Basis. Also includes any military force of the US Air Force Reserve or the Air National Guard while on active Federal Service with the US Air Force.

US AIR FORCES, EUROPE

Hq and Hq Sq, Eighth Air Force, activated, 28 Jan 1942; redesignated Hq and Hq Sq, USSTAF in Europe, 22 Feb 1944; redesignated, Hq and Hq Sq, USAF in Europe, 7 Aug 1945.


3rd Air Div. established and assigned USAFE, effective, 23 Aug 1948.

VETERANS (MALE & FEMALE) (CIVILIAN PERSONNEL)

Civilians employed as of the end of the month who were "veterans" resulting from their own active military or naval service in or prior to World War I or World War II.


WIVES AND WIDOWS OF VETERANS (CIVILIAN PERSONNEL)

Civilians employed at the end of the month, who had established veterans preference as wives of disabled veterans, or who are un-remarried widows of deceased veterans, whose active military or naval service was in or prior to World War I or World War II.



PART I

TACTICAL UNITS



TACTICAL UNITS

Since 31 December 1947, the composition of groups and squadrons has changed considerably. In numerous instances Air Force Tables of Distribution (Special) (AF-TD-S) and Peace and/or War Tables of Organization and Equipment (T/O and E) are in operation, and such units as Very Heavy Bombardment have been inactivated or redesignated. The most usual composition of tactical units, in planes and personnel, as of 31 December 1948, is shown in the following table:

Type of Unit	T/O and E a/	Major Type of Airplane	Number of Air- planes	Number of Crews	Man Per Crew	Personnel		
						Total	Officer	Enlisted
Group								
Bombardment, Heavy	Hq: 1-1112 Sq: 1-1133	B-36	18	18	15	1,045	201	844
Bombardment, Medium	Hq: 1-1112-P Sq: 1-1113-P	B-29	30	30	11	783	161	622
Bombardment, Medium	Hq: 1-1112-W Sq: 1-1113-W	B-50	45	45	11	1,992	506	1,486
Air Refueling, Medium	Sq: 1-1114-W	B-29	20	20	7	-	-	-
Bombardment, Light	Hq: 1-1112 Sq: 1-1123	B-26	48	48	3	569	130	439
Bombardment, Light Jet	Hq: 1-1112 Sq: 1-1143	B-45	48	48	4	785	178	607
Fighter, Single Engine	Hq: 1-1212 Sq: 1-1213	F-47,F-51	75	75	1	444	101	343
Fighter, Jet	Hq: 1-1212 Sq: 1-1233	F-80,F-84	75	75	1	441	101	340
Fighter, Two Engine	Hq: 1-1212 Sq: 1-1223	F-82	75	75	2	606	176	430
Fighter, All Weather	Hq: 1-1212 Sq: 1-1243	F-61,F-82	36	36	2	427	111	316
Reconnaissance, Very Long Range Photo	Hq: 1-752 Sq: 1-298	-	-	-	-	1,518	272	1,246
Reconnaissance, Very Long Range Mapping	Sq: 1-298	RB-29	12	12	11	-	-	-
Reconnaissance, Very Long Range Photo Radio Counter Measure	Sq: 1-298	RB-17	12	12	9	-	-	-
Reconnaissance, Weather	Hq: 1-752	RB-29	12	12	14	-	-	-
Reconnaissance, VLR Weather	Sq: 1-298	-	-	-	-	1,672	301	1,371
Strategic Reconnaissance	Hq: 1-1452	-	-	-	-	-	-	-
Strategic Reconnaissance, Photo	Sq: 1-1453	RB-29	12	12	11	1,243	328	915
Strategic Reconnaissance, Electronic Counter Measure	Sq: 1-1454	RB-29	12	12	14	-	-	-
Strategic Reconnaissance, Photo Mapping	Hq: 1-1452 Sq: 1-1453	RB-29	36	36	11	1,272	281	991
Tactical Reconnaissance	Hq: 1-1412 Sq: 1-1413	-	-	-	-	535	133	402
Tactical Reconnaissance, Night Photo	Sq: 1-1433	RF-51	18	18	1	-	-	-
Tactical Reconnaissance, Photo Jet	Sq: 1-1423	RF-80	18	18	1	-	-	-
Troop Carrier, Heavy	Hq: 1-1312-P Sq: 1-1313-P	C-54	36	36	5	593	142	451
Troop Carrier, Heavy	Hq: 1-1312-W Sq: 1-1313-W	C-54	45	45	5	901	266	635
Troop Carrier, Medium	Hq: 1-1312 Sq: 1-1323	C-46,C-82	48	48	5	689	206	483
Troop Carrier, Special	Hq: 1-1324 Sq: 1-1312-W Sq: 1-1313-W	C-54	60	60	5	1,180	349	831
Squadrons								
Geodetic	1-2115	C-47,H-5	14	14	4,1	367	94	273
Liaison	1-977	L-5,L-13 H-5	16	16	1 1	89	11	78
Photo Reconnaissance (Special)	TD-1-9008	RB-29	12	12	11	419	85	334
Rescue b/.	1-987	SA-10,SB-17 H-5,L-5	16	16	7,30 1	449	92	357
Tow Target	1-1077	C-47 TB-26	4 9	4 9	7 5	- 187	- 25	- 162

a/ F - Peace; W - War

b/ Number of Personnel varies according to area in which deployed.

In tables of the following pages, Continental US includes units enroute to overseas. Units enroute to US from overseas are included in the overseas area from which they were enroute.

TABLE I.--TACTICAL GROUPS AND SEPARATE SQUADRONS, BY TYPE,

Note:-- Statistics on the number of tactical groups and separate squadrons presented in this table include which had been actually activated and/or organized and for which inactivation or disbandment orders had not and squadrons of Bomber, Fighter, Reconnaissance and Troop Carrier types and by the number of separate figures indicate the number of group headquarters; figures within the parentheses represent the number of separate squadrons.

Type of Unit	January	February	March	April	May	June
Total United States Air Force						
<u>Group - Total</u>	<u>70</u> (210)	<u>70</u> (210)	<u>70</u> (210)	<u>70</u> (210)	<u>70</u> (210)	<u>70</u> (210)
Very Heavy Bombardment	21 (63)	21 (63)	21 (63)	21 (63)	13 (39)	13 (39)
Heavy Bombardment	-	-	-	-	-	-
Medium Bombardment	-	-	-	-	8 (24)	8 (24)
Light Bombardment	5 (15)	5 (15)	5 (15)	5 (15)	5 (15)	5 (15)
Fighter	25 (75)	25 (75)	25 (75)	25 (75)	25 (75)	25 (75)
Reconnaissance	9 (27)	9 (27)	9 (27)	9 (27)	9 (27)	9 (27)
Troop Carrier	10 (30)	10 (30)	10 (30)	10 (30)	10 (30)	10 (30)
<u>Separate Squadron - Total</u>	<u>18</u>	<u>18</u>	<u>18</u>	<u>18</u>	<u>18</u>	<u>18</u>
Photo Reconnaissance (Special)	1	1	1	1	1	1
Liaison	9	9	9	9	9	9
Rescue	6	6	6	6	6	6
Geodetic	1	1	1	1	1	1
Tow Target	1	1	1	1	1	1
Continental United States						
<u>Group - Total</u>	<u>43</u> (115)	<u>43</u> (116)	<u>44</u> (120)	<u>43</u> (116)	<u>44</u> (119)	<u>43</u> (117)
Very Heavy Bombardment	15 (45)	15 (45)	16 (48)	16 (48)	9 (27)	9 (27)
Heavy Bombardment	-	-	-	-	-	-
Medium Bombardment	-	-	-	-	8 (24)	7 (21)
Light Bombardment	3 (9)	3 (9)	3 (9)	3 (9)	3 (9)	3 (9)
Fighter	13 (36)	13 (37)	13 (37)	12 (34)	12 (34)	12 (34)
Reconnaissance	7 (13)	7 (13)	7 (13)	7 (13)	7 (13)	7 (13)
Troop Carrier	5 (12)	5 (12)	5 (13)	5 (12)	5 (12)	5 (13)
<u>Separate Squadron - Total</u>	<u>9</u>	<u>9</u>	<u>9</u>	<u>9</u>	<u>9</u>	<u>9</u>
Photo Reconnaissance (Special)	1	1	1	1	1	1
Liaison	5	5	5	5	5	5
Rescue	1	1	1	1	1	1
Geodetic	1	1	1	1	1	1
Tow Target	1	1	1	1	1	1
Overseas						
<u>Group - Total</u>	<u>27</u> (95)	<u>27</u> (94)	<u>26</u> (90)	<u>27</u> (94)	<u>26</u> (91)	<u>27</u> (92)
Very Heavy Bombardment	6 (18)	6 (18)	5 (15)	5 (15)	4 (12)	4 (12)
Medium Bombardment	-	-	-	-	-	1 (3)
Light Bombardment	2 (6)	2 (6)	2 (6)	2 (6)	2 (6)	2 (6)
Fighter	12 (39)	12 (38)	12 (38)	13 (41)	13 (41)	13 (41)
Reconnaissance	2 (14)	2 (14)	2 (14)	2 (14)	2 (14)	2 (14)
Troop Carrier	5 (18)	5 (18)	5 (17)	5 (18)	5 (18)	5 (17)
<u>Separate Squadron - Total</u>	<u>9</u>	<u>9</u>	<u>9</u>	<u>9</u>	<u>9</u>	<u>9</u>
Liaison	4	4	4	4	4	4
Rescue	5	5	5	5	5	5

IN CONTINENTAL US AND OVERSEAS: JAN THROUGH DEC, 1948

only those units which were actually activated and/or organized prior to or on the dates shown; i.e., units been actually accomplished by the dates shown. Tactical units are listed by the number of group headquarters squadrons of Photographic Reconnaissance (Special), Liaison, Rescue, Geodetic and Tow Target types. Open squadrons of the type corresponding to the group; and the figures below the group show the number of Sep-

Type of Unit	July	August	September	October	November	December
Total United States Air Force						
<u>Group - Total</u>	<u>70</u> (212)	<u>70</u> (212)	<u>61</u> (188)	<u>58</u> (180)	<u>59</u> (183)	<u>60</u> (186)
Very Heavy Bombardment	3 (27)	7 (21)	3 (9)	-	-	-
Heavy Bombardment	1 (3)	1 (3)	1 (3)	1 (3)	1 (3)	2 (6)
Medium Bombardment	11 (35)	13 (41)	13 (41)	13 (41)	13 (41)	13 (41)
Light Bombardment	5 (15)	5 (15)	3 (9)	3 (9)	3 (9)	3 (9)
Fighter	25 (75)	25 (75)	25 (75)	25 (75)	25 (75)	25 (75)
Reconnaissance	9 (27)	9 (27)	8 (25)	8 (26)	8 (25)	8 (25)
Troop Carrier	10 (30)	10 (30)	8 (26)	8 (26)	9 (30)	9 (30)
<u>Separate Squadron - Total</u>	<u>18</u>	<u>17</u>	<u>17</u>	<u>17</u>	<u>17</u>	<u>17</u>
Photo Reconnaissance (Special)	1	1	1	1	1	1
Liaison	9	8	8	8	8	8
Rescue	6	6	6	6	6	6
Geodetic	1	1	1	1	1	1
Tow Target	1	1	1	1	1	1
Continental United States						
<u>Group - Total</u>	<u>41</u> (111)	<u>41</u> (111)	<u>32</u> (89)	<u>33</u> (91)	<u>32</u> (87)	<u>34</u> (92)
Very Heavy Bombardment	5 (15)	4 (12)	-	-	-	-
Heavy Bombardment	1 (3)	1 (3)	1 (3)	1 (3)	1 (3)	2 (6)
Medium Bombardment	7 (23)	8 (26)	8 (26)	8 (26)	8 (26)	9 (29)
Light Bombardment	3 (9)	3 (9)	1 (3)	1 (3)	1 (3)	1 (3)
Fighter	13 (37)	13 (37)	13 (37)	13 (37)	13 (37)	13 (37)
Reconnaissance	7 (13)	7 (13)	6 (11)	6 (12)	6 (11)	6 (11)
Troop Carrier	5 (11)	5 (11)	3 (9)	4 (10)	3 (7)	3 (7)
<u>Separate Squadron - Total</u>	<u>9</u>	<u>8</u>	<u>8</u>	<u>8</u>	<u>8</u>	<u>8</u>
Photo Reconnaissance (Special)	1	1	1	1	1	1
Liaison	5	4	4	4	4	4
Rescue	1	1	1	1	1	1
Geodetic	1	1	1	1	1	1
Tow Target	1	1	1	1	1	1
Overseas						
<u>Group - Total</u>	<u>29</u> (101)	<u>29</u> (101)	<u>29</u> (99)	<u>25</u> (89)	<u>27</u> (96)	<u>26</u> (92)
Very Heavy Bombardment	4 (12)	3 (9)	3 (9)	-	-	-
Medium Bombardment	4 (12)	5 (15)	5 (15)	5 (15)	5 (15)	4 (12)
Light Bombardment	2 (6)	2 (6)	2 (6)	2 (6)	2 (6)	2 (6)
Fighter	12 (38)	12 (38)	12 (38)	12 (38)	12 (38)	12 (38)
Reconnaissance	2 (14)	2 (14)	2 (14)	2 (14)	2 (14)	2 (14)
Troop Carrier	5 (19)	5 (19)	5 (17)	4 (16)	6 (23)	6 (23)
<u>Separate Squadron - Total</u>	<u>9</u>	<u>9</u>	<u>9</u>	<u>9</u>	<u>9</u>	<u>9</u>
Liaison	4	4	4	4	4	4
Rescue	5	5	5	5	5	5

TABLE 2. -- TACTICAL GROUPS AND SEPARATE SQUADRONS, BY TYPE, IN UNITED STATES AIR FORCES IN EUROPE:
JAN THROUGH DEC, 1942

(See headnote, Table 1. Figures are as of end of month).

Type of Unit	January	February	March	April	May	June
<u>Group - Total</u>	2 (10)	2 (10)	2 (10)	2 (10)	2 (10)	2 (10)
Medium Bombardment	-	-	-	-	-	-
Fighter	1 (3)	1 (3)	1 (3)	1 (3)	1 (3)	1 (3)
Reconnaissance	(1)	(1)	(1)	(1)	(1)	(1)
Troop Carrier	2 (6)	2 (6)	2 (6)	2 (6)	2 (6)	2 (6)
<u>Separate Squadron - Total</u>	1	1	1	1	1	1
Liaison	1	1	1	1	1	1

Type of Unit	July	August	September	October	November	December
<u>Group - Total</u>	6 (23)	7 (25)	7 (23)	8 (26)	10 (33)	10 (23)
Medium Bombardment	3 (9)	3 (9)	3 (9)	3 (9)	3 (9)	3 (9)
Fighter	1 (3)	2 (6)	2 (6)	2 (6)	2 (6)	2 (6)
Reconnaissance	(1)	(1)	(1)	(1)	(1)	(1)
Troop Carrier	2 (10)	2 (9)	2 (7)	3 (10)	5 (17)	5 (17)
<u>Separate Squadron - Total</u>	1	1	1	1	1	1
Liaison	1	1	1	1	1	1

TABLE 3--TACTICAL GROUPS AND SEPARATE SQUADRONS, BY TYPE, IN CARIBBEAN AIR COMMAND: JAN THROUGH DEC, 1942

Note.--See headnote Table 1. Figures are as of the end of the month and include Military Transport Service Units located Overseas.

Type of Unit	January	February	March	April	May	June
<u>Group - Total</u>	2 (9)	2 (9)	2 (9)	2 (9)	2 (9)	2 (9)
Fighter	1 (4)	1 (4)	1 (4)	1 (4)	1 (4)	1 (4)
Reconnaissance	(3)	(3)	(3)	(3)	(3)	(3)
Troop Carrier	1 (2)	1 (2)	1 (2)	1 (2)	1 (2)	1 (2)
<u>Separate Squadron - Total</u>	2	2	2	2	2	2
Liaison	1	1	1	1	1	1
Rescue	1	1	1	1	1	1


Type of Unit	July	August	September	October	November	December
<u>Group - Total</u>	2 (8)	1 (6)	1 (6)	(5)	(5)	(5)
Fighter	1 (4)	(1)	(1)	(1)	(1)	(1)
Reconnaissance	(3)	(3)	(3)	(3)	(3)	(3)
Troop Carrier	1 (1)	1 (2)	1 (2)	(1)	(1)	(1)
<u>Separate Squadron - Total</u>	2	2	2	2	2	2
Liaison	1	1	1	1	1	1
Rescue	1	1	1	1	1	1



PART II

PERSONNEL

- 1, MILITARY**
- 2, CIVILIAN**



PERSONNEL - MILITARY AND CIVILIAN

The personnel figures contained in this "part" Part II of the Statistical Digest are based on audited factual data extracted from SC-PS-1, "The US Air Force Personnel Strength Report" unless otherwise indicated by source. (Tables furnished by other sources are found in the Miscellaneous group - Section X.) All tables are based on the strength and activities of the Department of the Air Force for the calendar year 1948, unless "noted".

The Military Personnel tables through Table 62 of this group do not include Reserve Forces figures as did some of the tables published prior to this date (see reference to this fact-page 13, 1947 "Statistical Digest") except where indicated. (Example: Tables 45; 46; 47.) Such data may be found under Part XIV-Reserve Forces.

The contents of this "part" are arranged according to general types of personnel or activity and are divided into sections, according to general subject matter. The sections are further divided into tables grouped according to specific subject matter in logical sequence order as outlined in the table of contents.

Throughout the various personnel tables, the terms Worldwide, Continental US or Continental, and Overseas are used to denote a generalized geographical location of strength.

Continental includes:

1. Military personnel assigned to units of the Continental Commands whether or not such personnel is stationed or located outside the Continental United States.
2. Military personnel assigned to Military Air Transport Service units when the headquarters of such units are located in the Continental United States.
3. Military personnel en route to overseas for a permanent change of assignment.
4. Civilian personnel performing permanent duty in the Continental United States.

Overseas includes

1. Military personnel assigned to units of the Overseas Command whether or not such personnel are stationed or located within the Continental United States.
2. Military personnel assigned to Military Air Transport Service units when the headquarters of such units are located outside the Continental United States.
3. Military personnel en route to Continental United States for a permanent change of assignment.
4. Civilian personnel performing permanent duty outside the Continental United States.

Recipients are advised to exercise caution in the use of the tables of previous issues of the "Statistical Digest" as a basis for continuity within personnel tables of this edition. Previous tables should be used for historical purposes only, according to the relationship set forth below. The foregoing is necessary because of the fact that strength presentation for the Air Force as a department were begun in January 1948; previous strength data represented the appropriate Air portion of the Army; (i.e., Army Air Force, Air Corps; etc.). Appropriate notes, tables, and cross references for each type of personnel are presented as follows:

Military - Personnel A

1. Strength accountability for Air Force personnel was assumed by the Department of the Air Force in January 1948, hence the entire series of this "part" unless otherwise noted deals within Military personnel data on the same basis.

PERSONNEL - MILITARY AND CIVILIAN, (Continued)

2. Tables comparable to tables in previous issues are as follows:

<u>1948 Edition</u>	<u>1947 Edition</u>
Table 7	Table 8
Table 10	Tables 10; 29; 30; 31
Tables 11 through 33	Tables 32 through 38
Table 34	Table 28
Table 36	Table 14
Table 38	Table 15
Table 53	Table 11
Table 54	Table 11
Table 57	Tables 19 through 21
Table 58	Tables 19 through 27
Table 59	Tables 19 through 21
Table 60	Tables 19 through 21
Table 61	Tables 22 through 27
Table 62	Tables 12; 16; 17; 18

The Miscellaneous Section of Military Personnel shows several new tables not listed heretofore in the "Digest". They are:

Table 63 - "Air Force Permanent Party Volunteers Scheduled for Overseas Theaters to Arrive in Theater: Jan through Dec, 1948";

Table 64 - "Volunteers for Overseas Theaters from Assembly and Processing Stations (Pipeline Personnel): Jan through Dec, 1948";

Table 65 - "Airmen Returning from Overseas With Dependents for Zone of Interior Assignments, By Overseas Commands: Jan through Dec, 1948";

Table 68 - "Results of Aviation Cadet Examinations Administered By Examining Boards, By Month: Jan through Dec, 1948";

Table 69 - "Aviation Cadet Prospects Interviewed, Examined, and Applications Passed and Forwarded to Examining Boards, By Air Force, By Month: Jan through Dec, 1948";

Table 70 - "Comparison of Unauthorized USAF Enlistments, By Month: Jan through Dec, 1948"; and

Special Table - "Navy Personnel Attached to Military Air Transport Service for Duty: Jan through Dec, 1948.

Tables 66, 67, and 71 (this publication) compare with Tables 48, 49, and 50 respectively in 1947 Statistical Digest".

Civilian - Personnel B

Reports for the sections XI; XII; XIII; reflect no overseas data for Civilian Personnel for January through September, 1948 as strength accountability for this Air Force personnel was not assumed until sometime in October, 1948. Prior to that date it had been reported by the Department of the Army.

One new table is added to this group - Table 73, "Civilian Personnel Command Strength, By Type of Appointment, By Command, Continental US and Overseas, By Month: Jan through Dec, 1948".

Tables that may be found comparable in this group are listed as follows:

<u>1948 Edition</u>	<u>1947 Edition</u>
Table 72	Table 51
Table 74	Table 52
Table 75	Table 54
Table 76	Table 53

Organizational changes, with respect to major commands, occurring during the calendar year, 1948 which have affected the reporting of Personnel tables, have been footnoted in most cases directly on the table. Any direct historical reference to these changes, as well as other definitions and terms, may be found in the Glossary.

TABLE 7.-- COMMAND STRENGTH, BY TYPE OF PERSONNEL, CONTINENTAL US AND OVERSEAS, BY MONTH: JAN THROUGH DEC, 1948

End of Month	Worldwide				Continental				Overseas			
	Total	Officer	W/O	E/P	Total	Officer	W/O	E/P	Total	Officer	W/O	E/P
Jan . . .	353,143	46,287	1,278	305,578	252,616	34,200	932	217,484	100,527	12,087	346	88,094
Feb . . .	365,186	46,810	1,274	317,102	263,322	34,357	911	228,054	101,864	12,453	363	89,048
Mar . . .	368,348	46,983	1,257	320,108	265,573	34,422	897	230,254	102,775	12,561	360	89,854
Apr . . .	375,299	47,359	1,265	326,675	270,146	34,596	899	234,651	105,153	12,763	366	92,024
May . . .	384,460	47,572	1,261	335,627	272,515	34,507	897	237,111	111,945	13,065	364	98,516
Jun . . .	387,730	47,709	1,248	338,773	268,896	34,675	891	233,330	118,834	13,034	357	105,443
Jul . . .	399,539	48,088	1,262	350,189	272,904	35,027	906	236,971	126,635	13,061	356	113,218
Aug . . .	401,080	48,588	1,263	351,229	274,298	35,419	912	237,967	126,782	13,169	351	113,262
Sep . . .	406,088	49,433	1,241	355,414	276,314	35,745	879	239,690	129,774	13,688	362	115,724
Oct . . .	410,237	50,951	1,244	358,042	279,350	37,100	882	241,368	130,887	13,851	362	116,674
Nov . . .	409,959	51,541	1,220	357,198	280,251	37,340	872	242,039	129,708	14,201	348	115,159
Dec . . .	412,312	52,612	1,336	358,364	283,977	38,015	970	244,992	128,335	14,597	366	113,372

TABLE 8.-- COMMAND STRENGTH, BY DEPARTMENTAL STATUS, CONTINENTAL US AND OVERSEAS, BY MONTH: JAN THROUGH DEC, 1948

End of Month	Command Strength				USAF				AFMAF			
	Total	Off	W/O	Enl	Total	Off	W/O	Enl	Total	Off	W/O	Enl
Jan . . .	353,143	46,287	1,278	305,578	322,608	40,518	1,223	280,867	30,535	5,769	55	24,711
Feb . . .	365,186	46,810	1,274	317,102	336,545	40,931	1,224	294,390	28,641	5,879	50	22,712
Mar . . .	368,348	46,983	1,257	320,108	340,017	41,245	1,202	297,570	28,331	5,738	55	22,538
Apr . . .	375,299	47,359	1,265	326,675	346,319	41,767	1,207	303,345	28,980	5,592	58	23,330
May . . .	384,460	47,572	1,261	335,627	354,737	42,098	1,203	311,436	29,723	5,474	58	24,191
Jun . . .	387,730	47,709	1,248	338,773	359,824	42,546	1,192	316,086	27,906	5,163	56	22,687
Jul . . .	399,539	48,088	1,262	350,189	371,988	43,101	1,210	327,677	27,551	4,987	52	22,512
Aug . . .	401,080	48,588	1,263	351,229	375,395	43,895	1,213	330,287	25,685	4,693	50	20,942
Sep . . .	406,088	49,433	1,241	355,414	383,305	44,863	1,191	337,251	22,783	4,570	50	18,163
Oct . . .	410,237	50,951	1,244	358,042	387,969	46,393	1,196	340,380	22,268	4,558	48	17,662
Nov . . .	409,959	51,541	1,220	357,198	388,412	47,002	1,174	340,236	21,547	4,539	46	16,962
Dec . . .	412,312	52,612	1,336	358,364	390,405	48,115	1,280	341,010	21,907	4,497	56	17,354

TABLE 9.-- DEPARTMENTAL STRENGTH, CONTINENTAL US AND OVERSEAS, BY MONTH: JAN THROUGH DEC, 1948

End of Month	Worldwide				Continental				Overseas			
	Total	Officer	W/O	E/P	Total	Officer	W/O	E/P	Total	Officer	W/O	E/P
Jan . . .	329,973	43,420	1,266	285,287	241,258	31,663	916	208,679	88,715	11,757	350	76,608
Feb . . .	342,421	43,643	1,269	297,509	251,238	31,752	898	218,588	91,183	11,891	371	78,921
Mar . . .	345,827	43,862	1,243	300,722	253,486	31,881	884	220,721	92,341	11,981	359	80,001
Apr . . .	351,966	44,279	1,250	306,437	258,474	32,169	890	225,415	93,492	12,110	360	81,022
May . . .	360,212	44,502	1,246	314,464	261,936	32,332	893	228,711	98,276	12,170	353	85,753
Jun . . .	365,243	44,848	1,236	319,159	258,634	32,771	889	224,974	106,609	12,077	347	94,185
Jul . . .	377,260	45,205	1,257	330,798	263,352	33,177	906	229,269	113,908	12,028	351	101,529
Aug . . .	380,442	45,781	1,254	333,407	264,914	33,602	907	230,405	115,528	12,179	347	103,002
Sep . . .	388,254	46,573	1,219	340,462	268,838	33,999	875	233,964	119,416	12,574	344	106,498
Oct . . .	392,635	47,949	1,221	343,465	271,303	35,223	876	235,204	121,332	12,726	345	108,261
Nov . . .	392,972	48,474	1,198	343,300	272,214	35,410	866	235,938	120,758	13,064	332	107,362
Dec . . .	394,790	49,506	1,311	343,973	275,262	36,070	962	238,230	119,528	13,436	349	105,743

TABLE 10.-- COMMAND STRENGTH (OFFICERS, WARRANT OFFICERS, AND ENLISTED PERSONNEL) BY COMMAND, CONTINENTAL US AND OVERSEAS, BY MONTH: JAN THROUGH DEC, 1948

Command	Jan	Feb	Mar	Apr	May	Jun	Jul	Aug	Sep	Oct	Nov	Dec
Worldwide												
<u>Worldwide-Total</u>	353,143	365,186	368,348	375,299	384,460	387,730	399,539	401,080	406,088	410,237	409,959	412,312
Officer-Total	46,287	46,810	46,983	47,359	47,572	47,709	48,088	48,588	49,433	50,951	51,521	52,612
Warrant Officer-Total	1,278	1,274	1,257	1,265	1,261	1,248	1,262	1,263	1,241	1,244	1,220	1,336
Enlisted-Total	305,578	317,102	320,108	326,675	335,627	338,773	350,189	351,229	355,414	358,042	357,198	358,364
Continental												
<u>Continental - Total</u>	252,616	261,322	265,573	270,146	272,515	268,896	272,904	274,298	276,314	279,350	280,251	281,977
Officer	34,200	34,357	34,422	34,596	34,507	34,675	35,027	35,419	35,745	37,100	37,340	38,015
Warrant Officer	932	911	897	899	897	891	906	912	879	882	872	970
Enlisted	217,484	228,054	230,254	234,651	237,111	233,330	236,971	237,967	239,690	241,368	242,039	244,992
<u>Chief of Staff -Total</u>	1,450	1,708	1,833	2,104	2,134	2,284	2,488	3,418	3,128	3,239	3,272	3,358
Officer	1,244	1,429	1,540	1,755	1,792	1,927	2,162	2,190	2,190	2,264	2,316	2,360
Warrant Officer	17	18	21	22	22	23	29	32	34	36	36	35
Enlisted	189	261	272	327	320	334	369	1,224	904	939	920	963
<u>Strategic Air Command -Total</u>	47,320	49,629	51,018	49,774	48,339	46,539	46,125	46,360	45,524	45,993	49,251	45,061
Officer	5,202	5,256	5,328	5,291	5,323	5,212	5,202	5,076	5,007	5,253	5,547	5,428
Warrant Officer	138	136	134	136	134	134	129	126	127	130	130	136
Enlisted	41,980	44,237	45,556	44,347	42,882	41,193	40,794	41,158	40,390	40,610	43,574	-39,497
<u>Tactical Air Command -Total a/</u>	30,531	31,878	31,939	31,511	30,269	29,882	29,692	29,612	27,780	27,519	25,660	-
Officer	4,007	4,970	4,104	4,099	3,939	3,754	3,770	3,786	3,762	3,843	3,613	-
Warrant Officer	92	90	90	94	90	87	85	81	80	70	63	-
Enlisted	26,432	27,718	27,745	27,318	26,240	26,041	25,837	25,745	23,938	23,606	21,984	-
<u>Air Defense Command -Total a/</u>	25,960	26,269	25,924	25,332	24,923	24,831	24,906	25,317	25,554	27,253	29,128	-
Officer	3,697	3,689	3,789	3,749	3,708	3,731	3,737	3,747	3,831	3,906	3,894	-
Warrant Officer	138	139	133	130	127	126	123	131	129	123	120	-
Enlisted	22,125	22,441	22,062	21,453	21,088	20,974	21,046	21,439	21,594	23,224	25,114	-
<u>Continental Air Command -Total b/</u>	-	-	-	-	-	-	-	-	-	-	-	60,239
Officer	-	-	-	-	-	-	-	-	-	-	-	8,017
Warrant Officer	-	-	-	-	-	-	-	-	-	-	-	216
Enlisted	-	-	-	-	-	-	-	-	-	-	-	52,006
<u>Military Air Transport -Total c/</u>	24,260	25,229	26,291	26,955	28,111	28,537	28,757	28,214	27,565	27,051	26,762	26,132
Officer	4,308	4,322	4,421	4,475	4,462	4,433	4,581	4,464	4,569	4,738	5,089	5,033
Warrant Officer	142	134	135	127	130	130	126	132	129	125	120	127
Enlisted	19,810	20,773	21,715	22,353	23,519	23,974	24,050	23,618	22,867	22,188	21,553	20,972
<u>Air Proving Ground -Total d/</u>	-	-	-	-	-	6,730	6,418	6,336	6,091	5,939	5,891	5,980
Officer	-	-	-	-	-	596	564	537	540	541	521	550
Warrant Officer	-	-	-	-	-	20	20	20	20	17	17	18
Enlisted	-	-	-	-	-	6,114	5,834	5,779	5,531	5,381	5,333	5,412
<u>Air Materiel Command -Total e/ f/</u>	20,591	20,587	20,901	21,236	21,752	14,834	15,081	15,114	13,367	13,469	14,616	14,578
Officer	4,136	4,072	4,066	3,860	3,785	3,188	3,248	3,300	3,268	3,299	4,701	4,694
Warrant Officer	135	129	127	131	130	108	116	118	113	106	101	106
Enlisted	16,320	16,386	16,708	17,245	17,837	11,538	11,717	11,696	9,986	10,064	9,814	9,778

TABLE 10.-- COMMAND STRENGTH (OFFICERS, WARRANT OFFICERS, AND ENLISTED PERSONNEL) BY COMMAND, CONTINENTAL US AND OVERSEAS, BY MONTH: JAN THROUGH DEC, 1948. Continued

84720 O-48-3

Command	Jan	Feb	Mar	Apr	May	Jun	Jul	Aug	Sep	Oct	Nov	Dec
<u>Air Training Command -Total s/</u>	70,117	73,152	74,372	74,168	72,655	73,517	78,617	84,668	88,546	89,797	87,696	90,480
Officer	6,610	6,662	6,468	6,491	6,491	7,161	7,185	7,365	7,897	8,253	8,159	8,268
Warrant Officer	209	208	195	196	196	200	204	195	200	196	197	235
Enlisted	63,298	66,282	67,709	67,481	65,968	66,156	71,228	77,108	80,449	81,348	79,340	81,977
<u>Air University -Total s/</u>	2,382	2,475	2,129	2,134	2,169	2,716	2,605	2,574	2,361	2,361	2,255	2,649
Officer	2,840	2,746	2,677	2,655	2,833	2,544	2,417	2,605	2,694	2,689	1,303	1,338
Warrant Officer	20	18	17	17	17	15	15	15	15	13	13	17
Enlisted	6,522	6,711	6,435	6,462	6,319	6,157	6,173	5,954	5,652	5,659	5,939	6,294
<u>Headquarters Command -Total s/ g/</u>	6,266	6,313	6,287	6,325	6,486	6,694	6,758	6,688	7,100	7,506	7,802	7,980
Officer	670	653	666	656	647	680	634	768	795	980	1,058	1,058
Warrant Officer	10	10	10	10	10	10	10	12	12	33	38	51
Enlisted	5,586	5,650	5,611	5,659	5,829	6,004	6,114	5,908	6,293	6,493	6,721	6,871
<u>USAF Security Service -Total</u>	-	-	-	-	-	-	-	-	-	-	3	40
Officer	-	-	-	-	-	-	-	-	-	3	7	31
Warrant Officer	-	-	-	-	-	-	-	-	-	-	-	-
Enlisted	-	-	-	-	-	-	-	-	-	-	3	9
<u>Air Force Wide Pipeline -Total s/</u>	16,739	19,082	17,879	23,607	28,677	26,332	25,457	19,997	23,298	23,220	22,908	22,480
Officer	1,486	1,458	1,403	1,565	1,527	1,449	1,599	1,609	1,192	1,331	1,127	1,238
Warrant Officer	31	29	35	36	33	32	49	50	20	33	37	29
Enlisted	15,222	17,595	16,441	22,006	27,127	24,853	23,809	18,338	22,086	21,856	21,744	21,213
	Overseas											
<u>Overseas - Total</u>	100,527	101,864	102,775	105,153	111,945	116,834	126,635	126,782	129,774	130,887	129,708	128,335
Officer	12,087	12,453	12,561	12,763	13,065	13,034	13,061	13,169	13,688	13,851	14,201	14,597
Warrant Officer	346	363	360	366	364	357	356	351	362	362	348	366
Enlisted	88,094	89,048	89,854	92,024	98,516	103,443	113,218	113,262	115,724	116,674	115,159	113,372
<u>Far East Air Force -Total</u>	40,737	41,047	41,230	42,904	44,976	49,546	53,542	53,535	54,053	54,812	52,895	53,057
Officer	4,766	4,808	4,643	4,651	4,675	4,884	4,827	5,015	5,234	5,336	5,466	5,548
Warrant Officer	101	101	99	100	99	92	94	93	91	89	90	94
Enlisted	35,870	36,138	36,488	38,153	40,202	44,570	48,621	48,407	48,728	49,387	48,339	47,415
<u>U.S. Air Forces, Europe -Total</u>	20,434	20,252	20,190	18,443	19,041	18,608	19,031	19,695	22,130	23,406	22,332	23,015
Officer	2,388	2,390	2,364	2,327	2,357	2,170	2,209	2,333	2,606	2,736	2,931	3,300
Warrant Officer	87	88	88	87	86	86	89	94	114	115	99	102
Enlisted	17,959	17,774	17,738	16,029	16,598	16,352	16,733	17,268	19,410	20,555	19,302	19,613
<u>Military Air Transport Service -Total s/</u>	18,230	18,731	19,240	19,607	20,193	21,574	22,640	21,836	21,981	21,324	20,672	20,420
Officer	2,446	2,484	2,575	2,602	2,632	2,651	2,720	2,642	2,709	2,721	2,735	2,753
Warrant Officer	91	96	94	95	94	93	88	82	74	80	79	79
Enlisted	15,693	16,151	16,571	16,910	17,467	18,830	19,832	19,112	19,198	18,523	17,858	17,588
<u>Alaskan Air Command -Total</u>	8,745	8,932	9,071	10,507	13,864	14,463	16,133	16,789	16,658	16,958	17,141	16,526
Officer	828	1,015	1,183	1,301	1,465	1,424	1,406	1,395	1,356	1,340	1,309	1,296
Warrant Officer	19	28	33	33	35	35	35	34	32	30	29	37
Enlisted	7,898	7,889	7,855	9,173	12,364	13,004	14,692	15,360	15,270	15,588	15,803	15,193

TABLE 10.-- COMMAND STRENGTH (OFFICERS, WARRANT OFFICERS, AND ENLISTED PERSONNEL) BY COMMAND, CONTINENTAL US AND OVERSEAS, BY MONTH: JAN THROUGH DEC, 1948. Continued

Command	Jan	Feb	Mar	Apr	May	Jun	Jul	Aug	Sep	Oct	Nov	Dec
<u>Caribbean Air Command -Total</u>	8,181	8,685	8,674	9,267	9,213	9,810	10,139	9,648	9,556	8,995	8,775	8,311
Officer	1,105	1,191	1,219	1,281	1,353	1,322	1,304	1,207	1,220	1,166	1,122	1,045
Warrant Officer	24	26	24	27	27	28	28	28	32	30	30	30
Enlisted	7,052	7,468	7,431	7,959	7,833	8,460	8,807	8,413	8,304	7,799	7,623	7,236
<u>Pacific Air Command -Total</u>	4,200	4,217	4,370	4,425	4,658	4,833	5,150	5,299	5,396	5,392	5,253	4,954
Officer	554	565	577	601	583	583	595	577	563	552	537	533
Warrant Officer	24	24	22	24	23	23	22	20	19	18	16	18
Enlisted	3,622	3,628	3,771	3,800	4,052	4,227	4,533	4,702	4,814	4,822	4,700	4,403
<u>Air Materiel Command -Total</u>	-	-	-	-	-	-	-	-	-	-	1,640	2,058
Officer	-	-	-	-	-	-	-	-	-	-	101	122
Warrant Officer	-	-	-	-	-	-	-	-	-	-	5	6
Enlisted	-	-	-	-	-	-	-	-	-	-	1,534	1,924

- a/ Assigned to Continental Air Command, 1 Dec 1948.
- b/ Formerly Tactical Air Command and Air Defense Command, January 1948 through November 1948.
- c/ Formerly Air Transport Command, January 1948 through May 1948.
- d/ Included with Air Materiel Command, January 1948 through May 1948.
- e/ Includes Air Proving Ground, January 1948 through May 1948.
- f/ Includes Students.
- g/ Formerly Bolling Field Command, January 1948 through February 1948.

TABLE 11.-- COMMAND STRENGTH, BY PERSONNEL IDENTITY, CONTINENTAL US AND OVERSEAS, BY MONTH:
JAN THROUGH DEC, 1948

(Includes Students)

End of Month	Total	Officer					Warrant Officer				Aviation Cadet	Enlisted		
		Male	WAF	WAC	ANC	WMSC	Male		Female			Male	Female	
							CWO	WOJG	CWO	WOJG			WAF	WAC
Jan. . .	353,143	45,499	-	174	582	32	750	527	-	1	552	303,189	-	1,837
Feb. . .	365,186	46,051	-	168	561	30	774	499	-	1	808	314,432	-	1,862
Mar. . .	368,348	46,225	-	166	565	27	761	496	-	-	1,016	317,272	-	1,820
Apr. . .	375,299	46,605	-	173	555	26	765	500	-	-	940	323,969	-	1,766
May. . .	384,460	46,848	-	162	539	23	759	496	-	6	878	333,052	-	1,697
Jun. . .	387,730	46,986	5	153	542	23	753	485	-	10	1,338	336,002	-	1,433
Jul. . .	399,539	47,370	46	105	543	24	770	482	-	10	1,526	347,401	11	1,251
Aug. . .	401,080	47,878	85	59	543	23	770	483	1	9	1,305	348,804	241	879
Sep. . .	406,088	48,707	129	26	548	23	724	508	1	8	1,390	353,014	742	268
Oct. . .	410,237	50,220	139	17	552	23	710	525	-	9	2,000	354,975	1,017	50
Nov. . .	409,959	50,808	145	11	556	21	700	512	-	8	1,911	354,079	1,180	28
Dec. . .	412,312	51,881	154	7	549	21	752	575	-	9	1,776	355,304	1,274	10

TABLE 12.-- COMMAND STRENGTH, BY PERSONNEL IDENTITY, CONTINENTAL US, BY MONTH: JAN THROUGH DEC, 1948

(Includes Students)

End of Month	Total	Officer					Warrant Officer				Aviation Cadet	Enlisted		
		Male	WAF	WAC	ANC	WMSC	Male		Female			Male	Female	
							CWO	WOJG	CWO	WOJG			WAF	WAC
Jan. . .	252,616	33,543	-	128	500	29	550	381	-	1	552	215,470	-	1,462
Feb. . .	263,322	33,723	-	123	481	30	553	357	-	1	808	225,747	-	1,499
Mar. . .	265,573	33,787	-	123	485	27	546	351	-	-	1,016	227,770	-	1,468
Apr. . .	270,146	33,972	-	130	468	26	544	355	-	-	940	232,286	-	1,425
May. . .	272,515	33,919	-	121	444	23	541	350	-	6	878	234,847	-	1,386
Jun. . .	268,896	34,089	5	110	448	23	540	342	-	9	1,338	230,837	-	1,155
Jul. . .	272,904	34,440	29	79	455	24	557	340	-	9	1,526	234,441	11	993
Aug. . .	274,298	34,835	57	52	452	23	558	345	1	8	1,305	235,767	233	662
Sep. . .	276,314	35,149	97	23	453	23	521	350	1	7	1,390	237,482	603	215
Oct. . .	279,350	36,494	107	15	461	23	506	368	-	8	2,000	238,429	892	47
Nov. . .	280,251	36,737	108	11	463	21	503	362	-	7	1,911	239,057	1,043	28
Dec. . .	283,977	37,416	115	7	456	21	542	420	-	8	1,776	242,090	1,116	10

TABLE 13.-- COMMAND STRENGTH, BY PERSONNEL IDENTITY, OVERSEAS, BY MONTH: JAN THROUGH DEC, 1948

End of Month	Total	Officer					Warrant Officer				Aviation Cadet	Enlisted		
		Male	WAF	WAC	ANC	WMSC	Male		Female			Male	Female	
							CWO	WOJG	CWO	WOJG			WAF	WAC
Jan. . .	100,527	11,956	-	46	82	3	200	146	-	-	-	87,719	-	375
Feb. . .	101,864	12,328	-	45	80	-	221	142	-	-	-	88,685	-	363
Mar. . .	102,775	12,438	-	43	80	-	215	145	-	-	-	89,502	-	352
Apr. . .	105,153	12,633	-	43	87	-	221	145	-	-	-	91,683	-	341
May. . .	111,945	12,929	-	41	95	-	218	146	-	-	-	98,205	-	311
Jun. . .	118,834	12,897	-	43	94	-	213	143	-	1	-	105,165	-	278
Jul. . .	126,635	12,930	17	26	88	-	213	142	-	1	-	112,960	-	258
Aug. . .	126,782	13,043	28	7	91	-	212	138	-	1	-	113,037	8	217
Sep. . .	129,774	13,558	32	3	95	-	203	158	-	1	-	115,532	139	53
Oct. . .	130,887	13,726	32	2	91	-	204	157	-	1	-	116,546	125	3
Nov. . .	129,708	14,071	37	-	93	-	197	150	-	1	-	115,022	137	-
Dec. . .	128,335	14,465	39	-	93	-	210	155	-	1	-	113,214	158	-

TABLE 14.-- COMMAND STRENGTH, BY PERSONNEL IDENTITY, FOR CHIEF OF STAFF, CONTINENTAL US, BY MONTH:
JAN THROUGH DEC, 1948

End of Month	Total	Officer					Warrant Officer				Aviation Cadet	Enlisted		
		Male	WAF	WAC	ANC	WMSC	Male		Female			Male	Female	
							CWO	WOJG	CWO	WOJG			WAF	WAC
Jan. .	1,450	1,225	-	19	-	-	14	3	-	-	-	189	-	-
Feb. .	1,708	1,408	-	21	-	-	15	3	-	-	-	261	-	-
Mar. .	1,833	1,517	-	22	1	-	16	5	-	-	-	272	-	-
Apr. .	2,104	1,728	-	26	1	-	17	5	-	-	-	327	-	-
May. .	2,134	1,767	-	24	1	-	17	5	-	-	-	320	-	-
Jun. .	2,284	1,900	5	21	1	-	17	6	-	-	-	334	-	-
Jul. .	2,488	2,064	19	6	1	-	21	8	-	-	-	369	-	-
Aug. .	3,418	2,138	22	1	1	-	24	8	-	-	-	1,224	-	-
Sep. .	3,128	2,166	23	-	1	-	17	17	-	-	-	904	-	-
Oct. .	3,239	2,240	23	-	1	-	17	19	-	-	-	939	-	-
Nov. .	3,272	2,293	22	-	1	-	16	20	-	-	-	920	-	-
Dec. .	3,358	2,333	25	1	1	-	22	13	-	-	-	963	-	-

TABLE 15.-- COMMAND STRENGTH BY PERSONNEL IDENTITY, FOR STRATEGIC AIR COMMAND, CONTINENTAL US, BY MONTH:
JAN THROUGH DEC, 1948

End of Month	Total	Officer					Warrant Officer				Aviation Cadet	Enlisted		
		Male	WAF	WAC	ANC	WMSC	Male		Female			Male	Female	
							CWO	WOJG	CWO	WOJG			WAF	WAC
Jan. .	47,320	5,105	-	7	87	3	75	63	-	-	-	41,850	-	130
Feb. .	49,629	5,163	-	6	84	3	76	60	-	-	-	44,100	-	137
Mar. .	51,018	5,235	-	6	85	2	74	60	-	-	-	45,420	-	136
Apr. .	49,774	5,203	-	6	80	2	75	61	-	-	-	44,215	-	132
May. .	48,339	5,242	-	6	74	1	75	59	-	-	-	42,756	-	126
Jun. .	46,539	5,129	-	5	77	1	75	58	-	1	-	41,096	-	97
Jul. .	46,125	5,123	2	2	74	1	74	55	-	-	-	40,703	4	87
Aug. .	46,360	4,999	2	2	72	1	73	53	-	-	-	41,078	39	41
Sep. .	45,524	4,929	5	-	72	1	72	55	-	-	-	40,324	54	12
Oct. .	45,993	5,175	5	-	72	1	75	55	-	-	-	40,558	51	1
Nov. .	49,251	5,466	4	-	76	1	73	57	-	-	-	43,520	53	1
Dec. .	45,061	5,357	5	-	66	-	69	67	-	-	-	39,439	57	1

TABLE 16.-- COMMAND STRENGTH, BY PERSONNEL IDENTITY, FOR TACTICAL AIR COMMAND, CONTINENTAL US, BY MONTH:
JAN THROUGH DEC, 1948

End of Month	Total	Officer					Warrant Officer				Aviation Cadet	Enlisted		
		Male	WAF	WAC	ANC	WMSC	Male		Female			Male	Female	
							CWO	WOJG	CWO	WOJG			WAF	WAC
Jan. .	30,531	3,941	-	11	53	2	53	39	-	-	-	26,216	-	216
Feb. .	31,878	4,006	-	11	51	2	53	37	-	-	-	27,507	-	211
Mar. .	31,939	4,038	-	11	53	2	54	36	-	-	-	27,539	-	206
Apr. .	31,511	4,035	-	11	51	2	55	39	-	-	-	27,118	-	200
May. .	30,269	3,873	-	11	53	2	52	38	-	-	-	26,051	-	189
Jun. .	29,882	3,689	-	11	52	2	51	36	-	-	-	25,887	-	154
Jul. .	29,692	3,705	1	10	53	1	50	35	-	-	-	25,693	3	141
Aug. .	29,612	3,720	4	7	54	1	46	35	-	-	-	25,608	28	109
Sep. .	27,780	3,692	6	6	57	1	47	33	-	-	-	23,819	57	62
Oct. .	27,519	3,771	8	5	58	1	42	28	-	-	-	23,498	91	17
Nov. .	25,660	3,547	9	3	53	1	39	24	-	-	-	21,886	97	1
Dec. .	-	-	-	-	-	-	-	-	-	-	-	-	-	-

a/ Assigned to Continental Air Command, 1 Dec 1948.

TABLE 17.-- COMMAND STRENGTH, BY PERSONNEL IDENTITY, FOR AIR DEFENSE COMMAND, CONTINENTAL US, BY MONTH: JAN THROUGH DEC, 1948

End of Month	Total	Officer					Warrant Officer				Aviation Cadet	Enlisted		
		Male	WAF	WAC	ANC	WMSC	Male		Female			Male	Female	
							CWO	WOJG	CWO	WOJG			WAF	WAC
Jan. . .	25,960	3,623	-	24	46	4	93	44	-	1	-	21,952	-	173
Feb. . .	26,269	3,614	-	23	47	5	95	43	-	1	-	22,269	-	172
Mar. . .	25,924	3,654	-	23	48	4	89	44	-	-	-	21,890	-	172
Apr. . .	25,332	3,679	-	21	45	4	86	44	-	-	-	21,285	-	168
May. . .	24,923	3,645	-	21	39	3	85	42	-	-	-	20,923	-	165
Jun. . .	24,831	3,669	-	20	39	3	87	39	-	-	-	20,840	-	134
Jul. . .	24,906	3,675	3	16	40	3	84	39	-	-	-	20,929	2	115
Aug. . .	25,317	3,687	8	9	40	3	89	42	-	-	-	21,328	22	89
Sep. . .	25,554	3,774	10	4	40	3	90	39	-	-	-	21,514	74	6
Oct. . .	27,253	3,851	13	3	36	3	90	33	-	-	-	23,144	78	2
Nov. . .	29,128	3,837	15	1	38	3	86	34	-	-	-	25,021	93	-
Dec. . .	-	-	-	-	-	-	-	-	-	-	-	-	-	-

a/ Assigned to Continental Air Command, 1 Dec 1948.

TABLE 18.-- COMMAND STRENGTH, BY PERSONNEL IDENTITY, FOR CONTINENTAL AIR COMMAND, CONTINENTAL US, BY MONTH: JAN THROUGH DEC, 1948

End of Month	Total	Officer					Warrant Officer				Aviation Cadet	Enlisted		
		Male	WAF	WAC	ANC	WMSC	Male		Female			Male	Female	
							CWO	WOJG	CWO	WOJG			WAF	WAC
Jan. . .	-	-	-	-	-	-	-	-	-	-	-	-	-	-
Feb. . .	-	-	-	-	-	-	-	-	-	-	-	-	-	-
Mar. . .	-	-	-	-	-	-	-	-	-	-	-	-	-	-
Apr. . .	-	-	-	-	-	-	-	-	-	-	-	-	-	-
May. . .	-	-	-	-	-	-	-	-	-	-	-	-	-	-
Jun. . .	-	-	-	-	-	-	-	-	-	-	-	-	-	-
Jul. . .	-	-	-	-	-	-	-	-	-	-	-	-	-	-
Aug. . .	-	-	-	-	-	-	-	-	-	-	-	-	-	-
Sep. . .	-	-	-	-	-	-	-	-	-	-	-	-	-	-
Oct. . .	-	-	-	-	-	-	-	-	-	-	-	-	-	-
Nov. . .	-	-	-	-	-	-	-	-	-	-	-	-	-	-
Dec. . .	60,239	7,891	23	2	98	3	129	87	-	-	-	51,807	199	-

a/ Formerly Tactical Air Command and Air Defense Command, January 1948 through November 1948.

TABLE 19.-- COMMAND STRENGTH BY PERSONNEL IDENTITY, FOR MILITARY AIR TRANSPORT SERVICE, CONTINENTAL US, BY MONTH: JAN THROUGH DEC, 1948

End of Month	Total	Officer					Warrant Officer				Aviation Cadet	Enlisted		
		Male	WAF	WAC	ANC	WMSC	Male		Female			Male	Female	
							CWO	WOJG	CWO	WOJG			WAF	WAC
Jan. . .	24,260	4,225	-	18	64	1	80	62	-	-	-	19,521	-	289
Feb. . .	25,229	4,242	-	16	63	1	74	60	-	-	-	20,486	-	287
Mar. . .	26,291	4,355	-	17	68	1	76	59	-	-	-	21,421	-	294
Apr. . .	26,955	4,389	-	16	69	1	71	56	-	-	-	22,063	-	290
May. . .	28,111	4,387	-	15	59	1	72	58	-	-	-	23,246	-	273
Jun. . .	28,537	4,356	-	15	61	1	67	58	-	5	-	23,724	-	250
Jul. . .	28,757	4,503	2	12	63	1	71	49	-	6	-	23,844	2	204
Aug. . .	28,214	4,387	2	13	61	1	70	56	1	5	-	23,444	58	116
Sep. . .	27,565	4,492	11	4	61	1	77	47	-	5	-	22,704	118	45
Oct. . .	27,051	4,666	11	1	59	1	75	45	-	5	-	22,051	129	8
Nov. . .	26,762	5,017	12	1	58	1	73	42	-	5	-	21,427	123	3
Dec. . .	26,132	4,965	11	1	55	1	74	48	-	5	-	20,841	130	1

a/ Formerly Air Transport Command, January 1948 through May 1948.

TABLE 20.-- COMMAND STRENGTH, BY PERSONNEL IDENTITY, FOR AIR PROVING GROUND, CONTINENTAL US, BY MONTH:
JAN THROUGH DEC, 1948

End of Month	Total	Officer					Warrant Officer				Aviation Cadet	Enlisted		
		Male	WAF	WAC	ANC	WMSC	Male		Female			Male	Female	
							CWO	WOJG	CWO	WOJG			WAF	WAC
Jan.	-	-	-	-	-	-	-	-	-	-	-	-	-	-
Feb.	-	-	-	-	-	-	-	-	-	-	-	-	-	-
Mar.	-	-	-	-	-	-	-	-	-	-	-	-	-	-
Apr.	-	-	-	-	-	-	-	-	-	-	-	-	-	-
May.	-	-	-	-	-	-	-	-	-	-	-	-	-	-
Jun.	6,730	580	-	3	12	1	14	4	-	2	-	6,064	-	50
Jul.	6,418	548	-	1	14	1	16	2	-	2	-	5,787	-	47
Aug.	6,336	522	-	1	13	1	14	4	-	2	-	5,734	14	31
Sep.	6,091	525	1	-	13	1	14	4	-	2	-	5,501	28	2
Oct.	5,939	526	2	-	12	1	11	4	-	2	-	5,353	28	-
Nov.	5,891	528	1	-	11	1	11	4	-	2	-	5,304	29	-
Dec.	5,980	535	2	-	12	1	11	5	-	2	-	5,382	30	-

a/ Included with Air Materiel Command January 1948 through May 1948.

TABLE 21.-- COMMAND STRENGTH, BY PERSONNEL IDENTITY, FOR AIR MATERIEL COMMAND, CONTINENTAL US, BY MONTH:
JAN THROUGH DEC, 1948
(Includes Students)

End of Month	Total	Officer					Warrant Officer				Aviation Cadet	Enlisted		
		Male	WAF	WAC	ANC	WMSC	Male		Female			Male	Female	
							CWO	WOJG	CWO	WOJG			WAF	WAC
Jan.	20,591	4,082	-	16	36	2	76	59	-	-	-	16,199	-	121
Feb.	20,587	4,019	-	15	36	2	70	59	-	-	-	16,270	-	116
Mar.	20,901	4,011	-	14	39	2	71	56	-	-	-	16,593	-	115
Apr.	21,236	3,809	-	11	38	2	73	58	-	-	-	17,134	-	111
May.	21,752	3,733	-	11	39	2	71	59	-	-	-	17,728	-	109
Jun.	14,834	3,148	-	9	30	1	57	51	-	-	-	11,495	-	43
Jul.	15,081	3,204	1	9	33	1	63	53	-	-	-	11,677	-	40
Aug.	15,114	3,254	6	5	34	1	64	54	-	-	-	11,656	6	34
Sep.	13,367	3,220	9	2	36	1	60	53	-	-	-	9,959	20	7
Oct.	13,469	3,250	10	1	37	1	56	50	-	-	-	10,041	21	2
Nov.	14,616	4,655	9	1	35	1	53	48	-	-	-	9,791	22	1
Dec.	14,578	4,650	10	1	32	1	52	54	-	-	-	9,755	23	-

a/ Includes Air Proving Ground January 1948 through May 1948.

TABLE 22.-- COMMAND STRENGTH, BY PERSONNEL IDENTITY, FOR AIR TRAINING COMMAND, CONTINENTAL US, BY MONTH:
JAN THROUGH DEC, 1948
(Includes Students)

End of Month	Total	Officer					Warrant Officer				Aviation Cadet	Enlisted		
		Male	WAF	WAC	ANC	WMSC	Male		Female			Male	Female	
							CWO	WOJG	CWO	WOJG			WAF	WAC
Jan.	70,117	6,437	-	20	139	14	128	81	-	-	550	62,416	-	332
Feb.	73,152	6,496	-	19	133	14	130	78	-	-	596	65,353	-	333
Mar.	74,372	6,301	-	20	134	13	121	74	-	-	1,014	66,363	-	332
Apr.	74,168	6,336	-	18	125	12	123	73	-	-	938	66,226	-	317
May.	72,655	6,344	-	18	119	10	124	72	-	-	877	64,779	-	312
Jun.	73,517	7,014	-	16	120	11	131	68	-	1	761	65,168	-	227
Jul.	78,617	7,030	1	14	127	13	132	71	-	1	1,436	69,586	-	206
Aug.	84,668	7,210	6	11	126	12	127	67	-	1	1,305	75,633	19	151
Sep.	88,546	7,735	21	3	126	12	131	68	1	-	1,183	79,109	114	43
Oct.	89,797	8,083	25	3	130	12	127	68	-	1	1,949	79,148	241	10
Nov.	87,696	7,982	28	4	135	10	129	68	-	-	1,908	77,034	396	2
Dec.	90,480	8,084	32	2	138	12	130	104	-	1	1,774	79,695	508	-

TABLE 23.-- COMMAND STRENGTH BY PERSONNEL IDENTITY, FOR AIR UNIVERSITY, CONTINENTAL US, BY MONTH:
JAN THROUGH DEC, 1948

(Includes Students)

End of Month	Total	Officer					Warrant Officer				Aviation Cadet	Enlisted		
		Male	WAF	WAC	ANC	WMSC	Male		Female			Male	Female	
							CWO	WOJG	CWO	WOJG			WAF	WAC
Jan. .	9,382	2,781	-	9	49	1	13	7	-	-	-	6,429	-	93
Feb. .	9,475	2,691	-	8	46	1	11	7	-	-	-	6,622	-	89
Mar. .	9,129	2,638	-	6	32	1	10	7	-	-	-	6,348	-	87
Apr. .	9,134	2,610	-	14	30	1	10	7	-	-	-	6,377	-	85
May. .	9,169	2,789	-	5	38	1	10	7	-	-	-	6,234	-	85
Jun. .	8,716	2,499	-	5	39	1	9	6	-	-	-	6,083	-	74
Jul. .	8,605	2,378	-	5	33	1	9	6	-	-	-	6,106	-	67
Aug. .	8,574	2,565	3	2	34	1	9	6	-	-	-	5,904	22	28
Sep. .	8,361	2,657	3	2	31	1	9	6	-	-	-	5,597	53	2
Oct. .	8,361	2,642	5	-	41	1	7	6	-	-	-	5,609	50	-
Nov. .	7,255	1,260	3	-	39	1	8	5	-	-	-	5,890	49	-
Dec. .	7,649	1,308	4	-	25	1	7	10	-	-	-	6,244	50	-

TABLE 24.-- COMMAND STRENGTH, BY PERSONNEL IDENTITY, FOR HEADQUARTERS COMMAND, CONTINENTAL US, BY MONTH:
JAN THROUGH DEC, 1948

(Includes Students)

End of Month	Total	Officer					Warrant Officer				Aviation Cadet	Enlisted		
		Male	WAF	WAC	ANC	WMSC	Male		Female			Male	Female	
							CWO	WOJG	CWO	WOJG			WAF	WAC
Jan. .	6,266	644	-	4	20	2	2	8	-	-	-	5,480	-	106
Feb. .	6,313	629	-	4	18	2	9	1	-	-	-	5,534	-	116
Mar. .	6,287	641	-	4	19	2	9	1	-	-	-	5,493	-	118
Apr. .	6,325	630	-	7	17	2	9	1	-	-	-	5,543	-	116
May. .	6,486	621	-	7	17	2	9	1	-	-	-	5,717	-	112
Jun. .	6,694	657	-	5	16	2	9	1	-	-	-	5,896	-	108
Jul. .	6,758	612	-	4	16	2	9	1	-	-	-	6,055	-	59
Aug. .	6,688	746	3	1	16	2	10	2	-	-	-	5,853	1	54
Sep. .	7,100	774	2	1	16	2	-	12	-	-	-	6,243	23	27
Oct. .	7,506	960	2	1	15	2	-	33	-	-	-	6,448	44	1
Nov. .	7,802	1,020	4	1	16	2	-	38	-	-	-	6,668	52	1
Dec. .	7,980	1,039	3	-	14	2	33	18	-	-	-	6,818	52	1

a/ Formerly Bolling Field Command January 1948 through February 1948.

TABLE 25.-- COMMAND STRENGTH, BY PERSONNEL IDENTITY, FOR USAF SECURITY SERVICE, CONTINENTAL US, BY MONTH:
JAN THROUGH DEC, 1948

End of Month	Total	Officer					Warrant Officer				Aviation Cadet	Enlisted		
		Male	WAF	WAC	ANC	WMSC	Male		Female			Male	Female	
							CWO	WOJG	CWO	WOJG			WAF	WAC
Jan. .	-	-	-	-	-	-	-	-	-	-	-	-	-	-
Feb. .	-	-	-	-	-	-	-	-	-	-	-	-	-	-
Mar. .	-	-	-	-	-	-	-	-	-	-	-	-	-	-
Apr. .	-	-	-	-	-	-	-	-	-	-	-	-	-	-
May. .	-	-	-	-	-	-	-	-	-	-	-	-	-	-
Jun. .	-	-	-	-	-	-	-	-	-	-	-	-	-	-
Jul. .	-	-	-	-	-	-	-	-	-	-	-	-	-	-
Aug. .	-	-	-	-	-	-	-	-	-	-	-	-	-	-
Sep. .	-	-	-	-	-	-	-	-	-	-	-	-	-	-
Oct. .	3	3	-	-	-	-	-	-	-	-	-	-	-	-
Nov. .	10	7	-	-	-	-	-	-	-	-	-	3	-	-
Dec. .	40	31	-	-	-	-	-	-	-	-	-	9	-	-

TABLE 26.-- AIR FORCE WIDE PIPELINE STRENGTH, BY PERSONNEL IDENTITY, CONTINENTAL US, BY MONTH:
JAN THROUGH DEC, 1948

(Includes Students)

End of Month	Total	Officer					Warrant Officer				Aviation Cadet	Enlisted		
		Male	WAF	WAC	ANC	WMSC	Male		Female			Male	Female	
							CWO	WOJG	CWO	WOJG			WAF	WAC
Jan. . .	16,739	1,480	-	-	6	-	16	15	-	-	2	15,218	-	2
Feb. . .	19,082	1,455	-	-	3	-	20	9	-	-	212	17,345	-	38
Mar. . .	17,879	1,397	-	-	6	-	26	9	-	-	2	16,431	-	8
Apr. . .	23,607	1,553	-	-	12	-	25	11	-	-	2	21,998	-	6
May. . .	28,677	1,518	-	3	5	1	26	15	-	-	1	27,093	-	15
Jun. . .	26,332	1,448	-	-	1	-	23	15	-	-	577	24,250	-	18
Jul. . .	25,457	1,598	-	-	1	-	28	21	-	-	90	23,692	-	27
Aug. . .	19,997	1,607	1	-	1	-	32	18	-	-	-	18,305	24	9
Sep. . .	23,298	1,185	6	1	-	-	4	16	-	-	207	21,808	62	9
Oct. . .	23,220	1,327	3	1	-	-	6	27	-	-	51	21,640	159	6
Nov. . .	22,908	1,125	1	-	1	-	15	22	-	-	3	21,593	129	19
Dec. . .	22,480	1,223	-	-	15	-	15	14	-	-	2	21,137	67	7

TABLE 27.-- COMMAND STRENGTH BY PERSONNEL IDENTITY, FAR EAST AIR FORCES, OVERSEAS, BY MONTH:
JAN THROUGH DEC, 1948

End of Month	Total	Officer					Warrant Officer				Aviation Cadet	Enlisted		
		Male	WAF	WAC	ANC	WMSC	Male		Female			Male	Female	
							CWO	WOJG	CWO	WOJG			WAF	WAC
Jan. . .	40,737	4,751	-	3	12	-	56	45	-	-	-	35,870	-	-
Feb. . .	41,047	4,794	-	3	11	-	66	35	-	-	-	36,138	-	-
Mar. . .	41,230	4,629	-	3	11	-	63	36	-	-	-	36,488	-	-
Apr. . .	42,904	4,637	-	3	11	-	64	36	-	-	-	38,153	-	-
May. . .	44,976	4,663	-	4	8	-	63	36	-	-	-	40,202	-	-
Jun. . .	49,546	4,869	-	6	9	-	58	34	-	-	-	44,570	-	-
Jul. . .	53,542	4,812	6	1	8	-	60	34	-	-	-	48,621	-	-
Aug. . .	53,515	4,997	7	-	11	-	59	34	-	-	-	48,407	-	-
Sep. . .	54,053	5,216	7	-	11	-	53	38	-	-	-	48,728	-	-
Oct. . .	54,812	5,318	7	-	11	-	53	36	-	-	-	49,387	-	-
Nov. . .	53,895	5,447	8	-	11	-	50	40	-	-	-	48,339	-	-
Dec. . .	53,057	5,526	9	-	13	-	57	37	-	-	-	47,415	-	-

TABLE 28.-- COMMAND STRENGTH BY PERSONNEL IDENTITY, US AIR FORCES, EUROPE, OVERSEAS, BY MONTH:
JAN THROUGH DEC, 1948

End of Month	Total	Officer					Warrant Officer				Aviation Cadet	Enlisted		
		Male	WAF	WAC	ANC	WMSC	Male		Female			Male	Female	
							CWO	WOJG	CWO	WOJG			WAF	WAC
Jan. . .	20,434	2,355	-	28	2	3	62	25	-	-	-	17,705	-	254
Feb. . .	20,252	2,360	-	27	3	-	64	24	-	-	-	17,529	-	245
Mar. . .	20,190	2,336	-	25	3	-	64	24	-	-	-	17,502	-	236
Apr. . .	18,443	2,299	-	26	2	-	64	23	-	-	-	15,799	-	230
May. . .	19,041	2,329	-	26	2	-	62	24	-	-	-	16,374	-	224
Jun. . .	18,608	2,142	-	26	2	-	61	24	-	1	-	16,139	-	213
Jul. . .	19,031	2,185	9	13	2	-	62	26	-	1	-	16,538	-	195
Aug. . .	19,695	2,315	14	2	2	-	64	29	-	1	-	17,105	5	158
Sep. . .	22,130	2,590	13	1	2	-	67	46	-	1	-	19,260	106	44
Oct. . .	23,406	2,717	16	1	2	-	69	45	-	1	-	20,472	83	-
Nov. . .	22,332	2,913	16	-	2	-	59	39	-	1	-	19,208	94	-
Dec. . .	23,015	3,281	17	-	2	-	62	39	-	1	-	19,497	116	-

TABLE 29.-- COMMAND STRENGTH, BY PERSONNEL IDENTITY, MILITARY AIR TRANSPORT SERVICE, OVERSEAS, BY MONTH:
JAN THROUGH DEC, 1948

(MATS was formerly Air Transport Command, January 1948 through May, 1948)

End of Month	Total	Officer					Warrant Officer				Aviation Cadet	Enlisted		
		Male	WAF	WAC	ANC	WMSC	Male		Female			Male	Female	
							CWO	WOJG	CWO	WOJG			WAF	WAC
Jan. . .	18,230	2,394	-	5	47	-	47	44	-	-	-	15,689	-	4
Feb. . .	18,731	2,435	-	5	44	-	51	45	-	-	-	16,147	-	4
Mar. . .	19,240	2,525	-	5	45	-	47	47	-	-	-	16,567	-	4
Apr. . .	19,607	2,554	-	5	43	-	47	48	-	-	-	16,906	-	4
May. . .	20,193	2,586	-	3	43	-	48	46	-	-	-	17,463	-	4
Jun. . .	21,574	2,606	-	3	42	-	49	44	-	-	-	18,829	-	1
Jul. . .	22,640	2,674	-	5	41	-	46	42	-	-	-	19,831	-	1
Aug. . .	21,836	2,601	1	2	38	-	43	39	-	-	-	19,108	3	1
Sep. . .	21,981	2,666	4	-	39	-	38	36	-	-	-	19,198	-	-
Oct. . .	21,324	2,679	4	-	38	-	41	39	-	-	-	18,520	3	-
Nov. . .	20,672	2,687	4	-	44	-	44	35	-	-	-	17,855	3	-
Dec. . .	20,420	2,705	4	-	44	-	40	39	-	-	-	17,585	3	-

TABLE 30.-- COMMAND STRENGTH, BY PERSONNEL IDENTITY, ALASKAN AIR COMMAND, OVERSEAS, BY MONTH:
JAN THROUGH DEC, 1948

End of Month	Total	Officer					Warrant Officer				Aviation Cadet	Enlisted		
		Male	WAF	WAC	ANC	WMSC	Male		Female			Male	Female	
							CWO	WOJG	CWO	WOJG			WAF	WAC
Jan. . .	8,745	824	-	1	3	-	9	10	-	-	-	7,898	-	-
Feb. . .	8,932	1,011	-	1	3	-	12	16	-	-	-	7,889	-	-
Mar. . .	9,071	1,179	-	1	3	-	16	17	-	-	-	7,855	-	-
Apr. . .	10,507	1,288	-	-	13	-	16	17	-	-	-	9,173	-	-
May. . .	13,864	1,444	-	-	21	-	17	18	-	-	-	12,364	-	-
Jun. . .	14,463	1,403	-	-	21	-	16	19	-	-	-	13,004	-	-
Jul. . .	16,133	1,386	1	-	19	-	16	19	-	-	-	14,692	-	-
Aug. . .	16,789	1,372	1	-	22	-	17	17	-	-	-	15,360	-	-
Sep. . .	16,658	1,331	1	-	24	-	16	16	-	-	-	15,270	-	-
Oct. . .	16,958	1,317	1	-	22	-	14	16	-	-	-	15,588	-	-
Nov. . .	17,141	1,289	1	-	19	-	14	15	-	-	-	15,803	-	-
Dec. . .	16,526	1,278	1	-	17	-	20	17	-	-	-	15,193	-	-

TABLE 31.-- COMMAND STRENGTH, BY PERSONNEL IDENTITY, CARIBBEAN AIR COMMAND, OVERSEAS, BY MONTH:
JAN THROUGH DEC, 1948

End of Month	Total	Officer					Warrant Officer				Aviation Cadet	Enlisted		
		Male	WAF	WAC	ANC	WMSC	Male		Female			Male	Female	
							CWO	WOJG	CWO	WOJG			WAF	WAC
Jan. . .	8,181	1,085	-	8	12	-	14	10	-	-	-	6,935	-	117
Feb. . .	8,685	1,171	-	8	12	-	15	11	-	-	-	7,354	-	114
Mar. . .	8,674	1,199	-	8	12	-	13	11	-	-	-	7,319	-	112
Apr. . .	9,267	1,261	-	8	12	-	17	10	-	-	-	7,852	-	107
May. . .	9,213	1,331	-	7	15	-	16	11	-	-	-	7,750	-	83
Jun. . .	9,810	1,301	-	7	14	-	17	11	-	-	-	8,396	-	64
Jul. . .	10,139	1,285	-	7	12	-	17	11	-	-	-	8,745	-	62
Aug. . .	9,648	1,188	5	2	12	-	17	11	-	-	-	8,355	-	58
Sep. . .	9,556	1,200	7	1	12	-	17	15	-	-	-	8,262	33	9
Oct. . .	8,995	1,150	4	-	12	-	16	14	-	-	-	7,757	39	3
Nov. . .	8,775	1,104	7	-	11	-	17	13	-	-	-	7,583	40	-
Dec. . .	8,311	1,027	7	-	11	-	18	12	-	-	-	7,197	39	-

TABLE 32.-- COMMAND STRENGTH BY PERSONNEL IDENTITY, PACIFIC ATR COMMAND, OVERSEAS, BY MONTH:
JAN THROUGH DEC, 1948

End of Month	Total	Officer					Warrant Officer				Aviation Cadet	Enlisted		
		Male	WAF	WAC	ANC	WMSC	Male		Female			Male	Female	
							CWO	WOJG	CWO	WOJG			WAF	WAC
Jan. .	4,200	547	-	1	6	-	12	12	-	-	-	3,622	-	-
Feb. .	4,217	557	-	1	7	-	13	11	-	-	-	3,628	-	-
Mar. .	4,370	570	-	1	6	-	12	10	-	-	-	3,771	-	-
Apr. .	4,425	594	-	1	6	-	13	11	-	-	-	3,800	-	-
May. .	4,658	576	-	1	6	-	12	11	-	-	-	4,052	-	-
Jun. .	4,833	576	-	1	6	-	12	11	-	-	-	4,227	-	-
Jul. .	5,150	588	1	-	6	-	12	10	-	-	-	4,533	-	-
Aug. .	5,299	570	-	1	6	-	12	8	-	-	-	4,702	-	-
Sep. .	5,396	555	-	1	7	-	12	7	-	-	-	4,814	-	-
Oct. .	5,392	545	-	1	6	-	11	7	-	-	-	4,822	-	-
Nov. .	5,253	530	1	-	6	-	9	7	-	-	-	4,700	-	-
Dec. .	4,954	526	1	-	6	-	9	9	-	-	-	4,403	-	-

TABLE 33.-- COMMAND STRENGTH BY PERSONNEL IDENTITY, AIR MATERIEL COMMAND, OVERSEAS, BY MONTH:
JAN THROUGH DEC, 1948

End of Month	Total	Officer					Warrant Officer				Aviation Cadet	Enlisted		
		Male	WAF	WAC	ANC	WMSC	Male		Female			Male	Female	
							CWO	WOJG	CWO	WOJG			WAF	WAC
Jan. .	-	-	-	-	-	-	-	-	-	-	-	-	-	-
Feb. .	-	-	-	-	-	-	-	-	-	-	-	-	-	-
Mar. .	-	-	-	-	-	-	-	-	-	-	-	-	-	-
Apr. .	-	-	-	-	-	-	-	-	-	-	-	-	-	-
May. .	-	-	-	-	-	-	-	-	-	-	-	-	-	-
Jun. .	-	-	-	-	-	-	-	-	-	-	-	-	-	-
Jul. .	-	-	-	-	-	-	-	-	-	-	-	-	-	-
Aug. .	-	-	-	-	-	-	-	-	-	-	-	-	-	-
Sep. .	-	-	-	-	-	-	-	-	-	-	-	-	-	-
Oct. .	-	-	-	-	-	-	-	-	-	-	-	-	-	-
Nov. .	1,640	101	-	-	-	-	4	1	-	-	-	1,534	-	-
Dec. .	2,052	122	-	-	-	-	4	2	-	-	-	1,924	-	-

TABLE 34.-- COMMAND STRENGTH, BY FUNCTIONAL GROUP, BY TYPE OF MANNING AUTHORITY, CONTINENTAL US AND OVERSEAS, BY MONTH: JAN THROUGH DEC, 1948

End of Month	Aggregate	Permanent Party				Pipeline	
		Total	T/O & E	Table of Distribution Special	Table of Distribution	Students b/	Other Pipeline
Jan	353,143	302,357	113,329	a/ 51,075	a/ 137,953	34,936	15,850
Officers . . .	47,565	42,514	15,127	4,124	23,263	3,558	1,493
Enlisted . . .	305,578	259,843	98,202	46,951	114,690	31,378	14,357
Feb	365,186	310,172	115,776	a/ 53,826	a/ 140,570	34,554	20,460
Officers . . .	48,084	43,085	15,306	4,237	23,542	3,549	1,450
Enlisted . . .	317,102	267,087	100,470	49,589	117,028	31,005	19,010
Mar	368,348	314,473	115,868	a/ 55,589	a/ 143,016	34,125	19,750
Officers . . .	48,240	43,508	15,305	4,457	23,746	3,367	1,365
Enlisted . . .	320,108	270,965	100,563	51,132	119,270	30,758	18,385
Apr	375,299	315,877	114,872	a/ 54,492	a/ 146,513	33,807	25,615
Officers . . .	48,624	43,632	15,010	4,440	24,182	3,358	1,634
Enlisted . . .	326,675	272,245	99,862	50,052	122,331	30,449	23,981
May	384,460	318,813	115,275	a/ 51,864	a/ 151,674	32,844	32,803
Officers . . .	48,833	43,635	14,750	4,330	24,555	3,535	1,663
Enlisted . . .	335,627	275,178	100,525	47,534	127,119	29,309	31,142
Jun	387,730	323,091	121,834	a/ 49,843	a/ 151,414	33,181	31,458
Officers . . .	48,957	43,617	14,941	4,249	24,427	3,774	1,566
Enlisted . . .	338,773	279,474	106,893	45,594	126,987	29,407	29,892
Jul	399,539	331,330	128,975	a/ 33,046	a/ 169,309	37,469	30,740
Officers . . .	49,350	43,983	14,886	2,749	26,348	3,428	1,939
Enlisted . . .	350,189	287,347	114,089	30,297	142,961	34,041	28,801
Aug	401,080	333,222	162,679	603	169,940	43,596	24,262
Officers . . .	49,851	44,180	17,446	66	26,668	3,673	1,998
Enlisted . . .	351,229	289,042	145,233	537	143,272	39,923	22,264
Sep	406,088	333,746	165,035	536	168,175	46,756	25,586
Officers . . .	50,674	45,154	17,750	56	27,318	3,965	1,555
Enlisted . . .	355,414	288,592	147,285	480	140,857	42,791	24,031
Oct	410,237	338,593	164,504	505	173,584	45,794	25,850
Officers . . .	52,195	46,390	18,163	53	28,174	4,198	1,607
Enlisted . . .	358,042	292,203	146,341	452	145,410	41,596	24,243
Nov	409,959	343,054	168,130	509	174,415	41,187	25,718
Officers . . .	52,761	47,261	18,709	64	28,488	4,076	1,424
Enlisted . . .	357,198	295,793	149,421	445	145,927	37,111	24,294
Dec	412,312	345,060	168,862	547	175,651	40,041	27,211
Officers . . .	53,948	48,266	19,403	68	28,795	4,118	1,564
Enlisted . . .	358,364	296,794	149,459	479	146,856	35,923	25,647

a/ "Table of Distribution special" and "Table of Distribution" were formerly identified as "Table of Distribution" and "Bulk allotment" respectively.

b/ Includes USAF Student attending Army Schools on an assigned status.

TABLE 35.-- AIR FORCE PERSONNEL IN PIPELINE, BY PIPELINE CATEGORY, CONTINENTAL US AND OVERSEAS, BY MONTH: JAN THROUGH DEC, 1948

End of Month	Total	Pipeline Category							Separatees
		Students a/	Fillers	Outbound Personnel	Overseas Replacements	Returns	Detachment of Patients	Prisoners for Rehabili- tation	
Jan.	50,786	34,936	6,396	2,692	2,652	1,222	2,676	184	28
Officers	5,051	3,558	15	336	397	197	541	-	7
Enlisted	45,735	31,378	6,381	2,356	2,255	1,025	2,135	184	21
Feb.	55,014	34,554	10,299	3,288	1,888	1,316	3,023	199	447
Officers	4,999	3,549	76	315	207	194	607	-	51
Enlisted	50,015	31,005	10,223	2,973	1,681	1,122	2,416	199	396
Mar.	53,875	34,125	8,567	3,675	2,733	1,417	2,972	156	230
Officers	4,732	3,367	36	362	195	194	550	-	28
Enlisted	49,143	30,758	8,531	3,313	2,538	1,223	2,422	156	202
Apr.	59,422	33,807	9,636	5,406	4,623	2,318	3,418	182	32
Officers	4,992	3,358	60	537	312	146	565	-	14
Enlisted	54,430	30,449	9,576	4,869	4,311	2,172	2,853	182	18
May.	65,647	32,844	12,174	6,940	7,355	2,731	3,380	140	83
Officers	5,198	3,535	148	397	381	194	529	-	14
Enlisted	60,449	29,309	12,026	6,543	6,974	2,537	2,851	140	69
Jun.	64,639	33,181	12,702	4,631	7,910	2,779	3,249	130	57
Officers	5,340	3,774	81	449	160	329	517	-	30
Enlisted	59,299	29,407	12,621	4,182	7,750	2,450	2,732	130	27
Jul.	68,209	37,469	12,519	5,918	7,162	1,753	3,249	94	45
Officers	5,367	3,428	163	549	414	274	524	-	15
Enlisted	62,842	34,041	12,356	5,369	6,748	1,479	2,725	94	30
Aug.	67,858	43,596	8,533	5,499	3,502	4,002	2,567	112	47
Officers	5,671	3,673	148	737	292	291	516	-	14
Enlisted	62,187	39,923	8,385	4,762	3,210	3,711	2,051	112	33
Sep.	72,342	46,756	10,518	4,741	4,927	3,099	2,135	150	16
Officers	5,520	3,965	257	544	230	234	286	2	2
Enlisted	66,822	42,791	10,261	4,197	4,697	2,865	1,849	148	14
Oct.	71,644	45,794	11,554	4,465	3,045	4,567	2,027	167	25
Officers	5,805	4,198	78	474	362	391	301	-	1
Enlisted	65,839	41,596	11,476	3,991	2,683	4,176	1,726	167	24
Nov.	66,905	41,187	11,168	4,041	2,566	5,639	2,013	166	125
Officers	5,500	4,076	38	466	196	415	307	-	2
Enlisted	61,405	37,111	11,130	3,575	2,370	5,224	1,706	166	123
Dec.	67,252	40,041	10,943	4,943	3,425	5,614	2,015	129	142
Officers	5,682	4,118	35	387	420	422	296	-	4
Enlisted	61,570	35,923	10,908	4,556	3,005	5,192	1,719	129	138

a/ Includes USAF students attending Army schools on an assigned status.

TABLE 36.-- COMMAND STRENGTH OF OFFICER PERSONNEL, BY GRADE IN WHICH SERVING, CONTINENTAL US AND OVERSEAS, BY MONTH: JAN THROUGH DEC, 1948

Grade	Jan	Feb	Mar	Apr	May	Jun	Jul	Aug	Sep	Oct	Nov	Dec
Worldwide												
<u>Officers and Warrant Officer - Total</u>	<u>47,565</u>	<u>48,084</u>	<u>48,240</u>	<u>48,624</u>	<u>48,833</u>	<u>48,957</u>	<u>49,350</u>	<u>49,851</u>	<u>50,674</u>	<u>52,195</u>	<u>52,761</u>	<u>53,948</u>
Officers - Total	46,287	46,810	46,983	47,359	47,572	47,709	48,088	48,588	49,433	50,951	51,541	52,612
General	177	177	168	182	182	177	181	182	178	186	187	194
Colonel	1,570	1,557	1,550	1,549	1,547	1,532	1,525	1,521	1,527	1,556	1,625	1,780
Lieutenant Colonel	3,102	3,127	3,144	3,146	3,176	3,202	3,213	3,262	3,305	3,380	3,319	3,227
Major	6,365	6,437	6,455	6,515	6,547	6,490	6,589	6,665	6,798	6,948	7,029	7,129
Captain	14,522	14,757	14,744	14,754	14,733	14,613	14,682	14,831	15,085	15,572	16,201	16,539
First Lieutenant	18,504	18,947	19,160	19,481	19,683	19,669	19,860	20,074	20,343	20,814	20,669	21,063
Second Lieutenant	2,047	1,808	1,762	1,732	1,704	2,026	2,038	2,053	2,197	2,495	2,511	2,680
Warrant Officers - Total	1,278	1,274	1,257	1,265	1,261	1,248	1,262	1,263	1,244	1,244	1,220	1,336
Chief Warrant Officer	750	774	761	765	759	753	770	771	725	710	700	752
Warrant Officer, J.G.	528	500	496	500	502	495	492	492	516	534	520	584
Continental												
<u>Officers and Warrant Officer - Total</u>	<u>35,132</u>	<u>35,268</u>	<u>35,319</u>	<u>35,495</u>	<u>35,404</u>	<u>35,566</u>	<u>35,933</u>	<u>36,331</u>	<u>36,624</u>	<u>37,982</u>	<u>38,212</u>	<u>38,985</u>
Officers - Total	34,200	34,357	34,422	34,596	34,507	34,675	35,027	35,419	35,745	37,100	37,340	38,015
General	144	147	139	150	151	147	152	150	148	155	156	163
Colonel	1,345	1,327	1,311	1,307	1,294	1,299	1,287	1,284	1,286	1,316	1,379	1,495
Lieutenant Colonel	2,541	2,544	2,558	2,549	2,561	2,547	2,590	2,617	2,633	2,700	2,649	2,572
Major	5,125	5,129	5,139	5,177	5,167	5,189	5,277	5,319	5,414	5,543	5,602	5,648
Captain	11,264	11,329	11,318	11,269	11,193	11,129	11,180	11,270	11,389	11,801	12,244	12,432
First Lieutenant	12,328	12,466	12,566	12,767	12,819	12,744	12,881	13,101	13,086	13,506	13,293	13,567
Second Lieutenant	1,453	1,415	1,391	1,377	1,322	1,620	1,660	1,678	1,789	2,079	2,017	2,138
Warrant Officers - Total	932	911	897	899	897	891	906	912	879	882	872	970
Chief Warrant Officer	550	553	546	544	541	540	557	559	522	506	503	542
Warrant Officer, J.G.	382	358	351	355	356	351	349	353	357	376	369	428
Overseas												
<u>Officers and Warrant Officer - Total</u>	<u>12,433</u>	<u>12,816</u>	<u>12,921</u>	<u>13,129</u>	<u>13,429</u>	<u>13,391</u>	<u>13,417</u>	<u>13,520</u>	<u>14,050</u>	<u>14,213</u>	<u>14,549</u>	<u>14,963</u>
Officers - Total	12,087	12,453	12,561	12,763	13,065	13,034	13,061	13,169	13,688	13,851	14,201	14,597
General	33	30	29	32	31	30	29	30	38	31	31	31
Colonel	225	230	239	242	253	233	238	237	241	240	246	285
Lieutenant Colonel	561	583	586	597	635	655	623	645	672	680	670	655
Major	1,240	1,308	1,316	1,338	1,380	1,301	1,312	1,346	1,384	1,405	1,427	1,481
Captain	3,258	3,428	3,426	3,485	3,540	3,484	3,502	3,561	3,696	3,771	3,957	4,107
First Lieutenant	6,176	6,481	6,594	6,714	6,864	6,925	6,979	6,973	7,257	7,308	7,376	7,496
Second Lieutenant	594	393	371	355	382	406	378	375	408	416	494	542
Warrant Officers - Total	346	363	360	366	364	357	356	351	362	362	348	366
Chief Warrant Officer	200	221	215	221	218	213	213	212	203	204	197	210
Warrant Officer, J.G.	146	142	145	145	146	144	143	139	159	158	151	156

TABLE 37.-- COMMAND STRENGTH OF OFFICER PERSONNEL, BY GRADE IN WHICH SERVING, BY COMMAND, CONTINENTAL US AND OVERSEAS, BY MONTH: JAN THROUGH DEC, 1948. Continued

	Jan	Feb	Mar	Apr	May	Jun	Jul	Aug	Sep	Oct	Nov	Dec
Military Air Transport Service g/												
Officers & W/O - Total	4,450	4,456	4,576	4,602	4,592	4,562	4,707	4,596	4,698	4,863	5,209	5,160
Officers	4,308	4,322	4,441	4,475	4,462	4,433	4,581	4,464	4,569	4,738	5,089	5,033
General	8	8	6	6	5	7	7	7	7	7	7	8
Colonel	59	60	60	60	60	62	65	61	65	66	66	73
Lieutenant Colonel	148	147	147	149	145	158	167	158	158	162	161	154
Major	474	481	500	521	506	493	513	495	514	523	529	530
Captain	1,802	1,806	1,838	1,843	1,823	1,800	1,819	1,749	1,739	1,793	1,933	1,918
First Lieutenant	1,710	1,717	1,776	1,794	1,816	1,811	1,867	1,866	1,947	2,016	2,155	2,125
Second Lieutenant	107	103	114	102	107	102	143	128	139	171	238	225
Warrant Officers	142	134	135	127	130	130	126	132	129	125	120	127
Chief Warrant Off	80	74	76	71	72	67	71	71	77	75	73	74
Warrant Officer J.G.	62	60	59	56	58	63	55	61	52	50	47	53
Air Proving Ground g/												
Officers & W/O - Total	-	-	-	-	-	616	584	557	560	558	558	568
Officers	-	-	-	-	-	596	564	537	540	541	541	550
General	-	-	-	-	-	1	1	1	1	1	1	1
Colonel	-	-	-	-	-	14	15	12	14	14	13	16
Lieutenant Colonel	-	-	-	-	-	43	43	34	38	39	39	36
Major	-	-	-	-	-	79	74	73	75	78	77	79
Captain	-	-	-	-	-	235	221	218	215	211	225	221
First Lieutenant	-	-	-	-	-	214	202	192	192	185	165	175
Second Lieutenant	-	-	-	-	-	10	8	7	5	13	21	22
Warrant Officers	-	-	-	-	-	20	20	20	20	17	17	18
Chief Warrant Off	-	-	-	-	-	14	16	14	14	11	11	11
Warrant Officer J.G.	-	-	-	-	-	6	4	6	6	6	6	7
Air Materiel Command g/												
Officers & W/O - Total	4,271	4,201	4,193	3,991	3,915	3,296	3,364	2,418	2,381	2,405	4,802	4,800
Officers	4,136	4,072	4,066	3,860	3,785	2,188	3,248	3,300	3,268	3,299	4,701	4,694
General	23	22	24	22	22	24	23	23	23	24	24	26
Colonel	215	213	210	200	197	186	191	175	175	173	203	224
Lieutenant Colonel	360	363	363	317	321	287	293	296	299	304	512	495
Major	803	796	795	716	706	642	675	679	683	688	1,113	1,100
Captain	1,445	1,429	1,430	1,386	1,348	1,105	1,118	1,140	1,140	1,161	1,674	1,679
First Lieutenant	1,215	1,186	1,185	1,165	1,141	920	923	955	910	904	1,091	1,085
Second Lieutenant	75	63	59	54	50	25	24	32	38	45	84	85
Warrant Officers	135	129	127	131	130	108	116	118	113	106	101	106
Chief Warrant Off	76	70	71	73	71	57	63	64	60	56	53	52
Warrant Officer J.G.	59	59	56	58	59	51	53	54	53	50	48	54
Air Training Command g/												
Officers & W/O - Total	6,819	6,870	6,663	6,687	6,687	7,261	7,389	7,560	8,097	8,449	8,256	8,503
Officers	6,610	6,662	6,468	6,491	6,491	7,161	7,185	7,365	7,897	8,253	8,159	8,268
General	15	15	15	16	16	16	16	15	16	14	13	13
Colonel	106	104	102	99	96	99	101	96	97	102	101	114
Lieutenant Colonel	218	222	216	212	210	229	230	231	247	259	258	245
Major	732	729	696	686	699	716	734	748	814	823	831	831
Captain	2,182	2,178	2,162	2,151	2,142	2,182	2,236	2,302	2,506	2,615	2,701	2,689
First Lieutenant	2,846	2,850	2,763	2,813	2,828	2,960	3,085	3,191	3,374	3,473	3,428	3,468
Second Lieutenant	511	564	512	514	500	959	783	782	843	967	827	908
Warrant Officers	209	208	195	196	196	200	204	195	200	196	197	235
Chief Warrant Off	128	130	124	123	124	131	132	127	132	127	129	130
Warrant Officer J.G.	81	78	71	73	72	69	72	68	68	69	68	105
Air University g/												
Officer & W/O - Total	2,860	2,764	2,694	2,672	2,850	2,559	2,432	2,620	2,709	2,702	1,316	1,355
Officers	2,840	2,746	2,677	2,655	2,833	2,544	2,417	2,605	2,694	2,689	1,303	1,338
General	6	7	7	8	7	6	5	5	5	6	6	6
Colonel	239	240	237	232	233	177	174	229	232	228	193	204
Lieutenant Colonel	589	569	556	555	569	405	407	436	428	425	224	217
Major	676	653	640	631	674	647	623	675	693	701	300	330
Captain	808	770	758	747	806	784	745	791	838	836	365	370
First Lieutenant	483	472	446	456	511	494	432	434	451	448	201	196
Second Lieutenant	39	35	33	26	33	31	31	35	47	45	14	15
Warrant Officers	20	18	17	17	17	15	15	15	15	13	13	17
Chief Warrant Off	13	11	10	10	10	9	9	9	9	7	8	7
Warrant Officer J.G.	7	7	7	7	7	6	6	6	6	6	5	10

TABLE 37.-- COMMAND STRENGTH OF OFFICER PERSONNEL, BY GRADE IN WHICH SERVING, BY COMMAND, CONTINENTAL US AND OVERSEAS, BY MONTH: JAN THROUGH DEC, 1948. Continued

	Jan	Feb	Mar	Apr	May	Jun	Jul	Aug	Sep	Oct	Nov	Dec
Headquarters Command <i>2/ 2/</i>												
Officers & W/O - Total.	680	662	676	686	657	690	644	780	807	1,013	1,081	1,109
Officers	670	653	666	656	647	680	634	768	795	980	1,043	1,058
General	1	2	2	2	2	2	2	2	2	6	6	6
Colonel	10	9	9	8	8	11	11	20	17	44	60	68
Lieutenant Colonel	35	34	40	39	42	45	44	64	63	92	103	103
Major	69	65	65	63	62	67	65	107	120	154	164	177
Captain	268	254	249	245	236	252	218	282	271	332	347	347
First Lieutenant	263	268	283	283	286	295	286	286	304	332	341	338
Second Lieutenant	24	21	18	16	11	8	8	7	18	20	22	19
Warrant Officers	10	10	10	10	10	10	10	12	12	33	38	51
Chief Warrant Off	2	9	9	9	9	9	9	10	-	-	-	33
Warrant Officer J.G.	8	1	1	1	1	1	1	2	12	33	38	18
USAF Security Service												
Officers & W/O - Total.	-	-	-	-	-	-	-	-	-	2	7	31
Officers	-	-	-	-	-	-	-	-	-	3	7	31
General	-	-	-	-	-	-	-	-	-	-	-	-
Colonel	-	-	-	-	-	-	-	-	-	2	2	3
Lieutenant Colonel	-	-	-	-	-	-	-	-	-	-	-	1
Major	-	-	-	-	-	-	-	-	-	1	1	6
Captain	-	-	-	-	-	-	-	-	-	-	3	18
First Lieutenant	-	-	-	-	-	-	-	-	-	-	1	3
Second Lieutenant	-	-	-	-	-	-	-	-	-	-	-	-
Warrant Officers	-	-	-	-	-	-	-	-	-	-	-	-
Chief Warrant Off	-	-	-	-	-	-	-	-	-	-	-	-
Warrant Officer J.G.	-	-	-	-	-	-	-	-	-	-	-	-
Air Force Wide Pipeline <i>2/</i>												
Officers & W/O - Total	1,517	1,487	1,438	1,601	1,568	1,687	1,648	1,659	1,212	1,264	1,164	1,267
Officers	1,486	1,458	1,403	1,565	1,527	1,449	1,599	1,609	1,192	1,331	1,127	1,238
General	8	10	6	7	8	2	2	3	-	-	-	1
Colonel	140	114	104	108	98	103	67	83	80	76	78	93
Lieutenant Colonel	110	96	101	105	112	118	92	90	90	92	90	84
Major	159	151	163	189	167	169	187	155	112	151	146	128
Captain	365	386	345	333	327	380	417	378	274	282	274	319
First Lieutenant	601	602	585	677	662	607	726	777	497	567	449	513
Second Lieutenant	103	99	99	146	153	70	108	123	139	163	90	100
Warrant Officers	31	29	35	36	41	38	49	50	20	33	37	29
Chief Warrant Off	16	20	26	25	26	23	28	32	4	6	15	15
Warrant Officer J.G.	15	9	9	11	15	15	21	18	16	27	22	14
OVERSEAS												
Far East Air Forces												
Officers & W/O - Total.	4,867	4,909	4,742	4,751	4,774	4,976	4,921	5,108	5,325	5,425	5,556	5,642
Officers	4,766	4,808	4,643	4,651	4,675	4,884	4,827	5,015	5,234	5,336	5,466	5,548
General	17	14	13	13	13	13	12	14	13	13	12	12
Colonel	79	89	94	98	99	89	97	94	94	94	98	109
Lieutenant Colonel	249	266	263	267	262	311	263	275	279	282	275	290
Major	406	423	403	403	401	362	392	410	414	424	444	474
Captain	1,164	1,212	1,152	1,152	1,134	1,131	1,124	1,170	1,224	1,224	1,276	1,275
First Lieutenant	2,485	2,632	2,570	2,582	2,604	2,760	2,729	2,846	2,963	3,030	3,033	3,031
Second Lieutenant	366	172	148	136	162	218	210	206	247	269	328	357
Warrant Officers	101	101	99	100	99	92	94	93	91	89	90	94
Chief Warrant Off	56	66	63	64	63	58	60	59	53	53	50	57
Warrant Officer J.G.	45	35	36	36	36	34	34	34	38	36	40	37
U.S. Air Forces, Europe												
Officers & W/O - Total.	2,475	2,478	2,452	2,414	2,443	2,256	2,298	2,427	2,720	2,851	3,030	3,402
Officers	2,388	2,390	2,364	2,327	2,357	2,170	2,209	2,333	2,606	2,736	2,931	3,300
General	6	6	6	6	6	6	6	7	7	9	9	9
Colonel	51	48	48	47	50	44	41	42	47	47	48	63
Lieutenant Colonel	125	125	125	124	126	124	125	123	134	140	142	130
Major	323	325	327	322	321	298	294	313	341	363	369	384
Captain	654	691	678	673	684	624	640	691	767	813	877	1,030
First Lieutenant	1,171	1,145	1,134	1,114	1,132	1,056	1,088	1,160	1,286	1,329	1,429	1,609
Second Lieutenant	58	50	46	41	38	18	15	17	24	35	57	75
Warrant Officers	87	88	88	87	86	86	89	94	114	115	99	102
Chief Warrant Off	62	64	65	64	62	61	62	64	67	69	59	62
Warrant Officer J.G.	25	24	23	23	24	25	27	30	47	46	40	40

TABLE 37.-- COMMAND STRENGTH OF OFFICER PERSONNEL, BY GRADE IN WHICH SERVING, BY COMMAND, CONTINENTAL US
AND OVERSEAS, BY MONTH: JAN THROUGH DEC, 1948. Continued

	Jan	Feb	Mar	Apr	May	Jun	Jul	Aug	Sep	Oct	Nov	Dec
Military Air Transport Service a/												
Officers & W/O - Title.	2,527	2,580	2,669	2,697	2,726	2,744	2,808	2,724	2,783	2,801	2,814	2,832
Officers	2,446	2,484	2,575	2,602	2,632	2,651	2,720	2,642	2,709	2,721	2,735	2,753
General	3	3	3	3	3	2	2	2	2	2	2	2
Colonel	27	27	29	28	28	31	29	30	30	30	31	36
Lieutenant Colonel	69	65	66	65	68	63	60	63	65	64	64	58
Major	208	215	225	229	234	237	239	238	239	238	238	245
Captain	703	717	742	748	759	783	815	803	828	860	899	908
First Lieutenant	1,327	1,361	1,424	1,457	1,480	1,484	1,529	1,455	1,492	1,490	1,463	1,460
Second Lieutenant	109	96	86	72	60	54	44	52	53	37	38	44
Warrant Officers	91	96	94	95	94	93	88	82	74	80	79	79
Chief Warrant Off	47	51	47	47	48	49	46	43	38	41	44	40
Warrant Officer J.G.	44	45	47	48	46	44	42	39	36	39	35	39
Alaskan Air Command												
Officers & W/O - Total.	847	1,043	1,216	1,224	1,500	1,459	1,441	1,422	1,388	1,370	1,338	1,333
Officers	828	1,015	1,183	1,301	1,465	1,424	1,406	1,395	1,356	1,340	1,309	1,296
General	2	2	2	5	4	4	4	4	4	4	4	4
Colonel	21	21	21	21	21	20	20	20	20	19	21	26
Lieutenant Colonel	32	36	41	43	52	50	54	59	59	60	57	51
Major	77	101	115	128	148	145	132	134	133	128	126	134
Captain	225	271	312	354	398	381	367	372	353	358	362	369
First Lieutenant	430	533	627	679	763	742	748	733	718	712	684	663
Second Lieutenant	41	51	65	71	79	82	81	73	69	59	55	49
Warrant Officers	19	28	33	33	35	35	35	34	32	30	29	37
Chief Warrant Off	9	12	16	16	17	16	16	17	16	14	14	20
Warrant Officer J.G.	10	16	17	17	18	19	19	17	16	16	15	17
Caribbean Air Command												
Officers & W/O - Total.	1,129	1,217	1,243	1,308	1,380	1,350	1,332	1,235	1,252	1,196	1,152	1,075
Officers	1,105	1,191	1,219	1,281	1,353	1,322	1,304	1,207	1,220	1,166	1,122	1,045
General	3	3	3	3	3	3	3	3	3	2	3	3
Colonel	27	28	28	26	32	31	27	31	30	30	29	32
Lieutenant Colonel	57	61	62	65	78	75	86	85	92	91	83	77
Major	150	162	165	172	191	181	176	167	172	167	155	144
Captain	347	370	379	387	406	402	391	357	365	358	350	325
First Lieutenant	507	549	563	597	604	602	597	544	545	505	490	452
Second Lieutenant	14	18	19	31	39	28	24	20	13	13	12	12
Warrant Officers	24	26	24	27	27	28	28	28	32	30	30	30
Chief Warrant Off	14	15	11	17	16	17	17	17	17	16	17	18
Warrant Officer J.G.	10	11	13	10	11	11	11	11	15	14	13	12
Pacific Air Command												
Officers & W/O - Total.	578	589	592	625	606	606	617	597	582	570	553	551
Officers	554	565	577	601	583	583	595	577	563	552	537	533
General	2	2	2	2	2	2	2	2	2	1	1	1
Colonel	20	17	19	22	23	21	22	21	20	20	18	18
Lieutenant Colonel	29	30	29	33	29	32	35	40	43	43	46	44
Major	77	82	81	84	85	78	79	84	85	85	84	86
Captain	165	167	163	171	159	163	165	168	159	158	158	157
First Lieutenant	256	261	276	285	281	281	288	255	253	242	226	223
Second Lieutenant	5	6	7	4	4	6	4	7	2	3	4	4
Warrant Officers	24	24	22	24	23	23	22	20	19	18	16	18
Chief Warrant Off	12	13	12	13	12	12	12	12	12	11	9	9
Warrant Officer J.G.	12	11	10	11	11	11	10	8	7	7	7	9
Air Materiel Command												
Officers & W/O - Total.	-	-	-	-	-	-	-	-	-	-	106	128
Officers	-	-	-	-	-	-	-	-	-	-	101	122
General	-	-	-	-	-	-	-	-	-	-	-	-
Colonel	-	-	-	-	-	-	-	-	-	-	1	1
Lieutenant Colonel	-	-	-	-	-	-	-	-	-	-	3	5
Major	-	-	-	-	-	-	-	-	-	-	11	14
Captain	-	-	-	-	-	-	-	-	-	-	35	43
First Lieutenant	-	-	-	-	-	-	-	-	-	-	51	58
Second Lieutenant	-	-	-	-	-	-	-	-	-	-	-	1
Warrant Officers	-	-	-	-	-	-	-	-	-	-	5	6
Chief Warrant Off	-	-	-	-	-	-	-	-	-	-	4	4
Warrant Officer J.G.	-	-	-	-	-	-	-	-	-	-	1	2

a/ Assigned to Continental Air Command, 1 Dec 1948.

b/ Formerly Tactical Air Command and Air Defense Command, January 1948 through November 1948.

c/ Formerly Air Transport Command, January 1948 through May 1948.

d/ Included with Air Materiel Command, January 1948 through May 1948.

e/ Includes Air Proving Ground, January 1948 through May 1948.

f/ Includes Students.

g/ Formerly Bolling Field Command, January 1948 through February 1948.

TABLE 38.-- COMMAND STRENGTH OF ENLISTED PERSONNEL, BY GRADE, BY COMMAND, CONTINENTAL US AND OVERSEAS, BY MONTH: JAN THROUGH DEC, 1948, Continued

Command	Jan	Feb	Mar	Apr	May	Jun	Jul	Aug	Sep	Oct	Nov	Dec
Continental												
Chief of Staff												
<u>Enlisted and Aviation Cadets--Total</u>	189	261	272	327	320	334	362	1,224	904	939	920	963
Enlisted	189	261	272	327	320	334	369	1,224	904	939	920	963
First Grade	30	82	86	95	94	94	95	260	248	254	231	251
Second Grade	33	48	49	58	57	60	64	209	206	213	194	205
Third Grade	34	37	38	46	46	50	59	225	229	226	219	215
Fourth Grade	29	35	35	40	39	42	62	113	115	123	139	147
Fifth Grade	34	30	30	42	40	43	43	59	64	80	86	86
Sixth Grade	19	21	25	37	37	45	39	296	33	33	41	46
Seventh Grade	10	8	9	9	7	-	7	62	9	10	10	13
Aviation Cadets	-	-	-	-	-	-	-	-	-	-	-	-
Strategic Air Command												
<u>Enlisted and Aviation Cadets--Total</u>	41,980	44,237	45,556	44,347	42,882	41,193	40,794	41,158	40,390	40,610	43,574	39,497
Enlisted	41,980	44,237	45,556	44,347	42,882	41,193	40,794	41,158	40,390	40,610	43,574	39,497
First Grade	3,233	3,262	3,218	3,178	3,183	3,160	3,175	3,138	3,045	2,943	2,934	2,683
Second Grade	2,704	2,773	2,819	2,805	2,832	2,820	2,814	2,830	2,757	2,715	2,719	2,555
Third Grade	6,684	6,966	7,122	7,003	7,113	7,127	7,223	7,409	7,489	7,551	7,809	7,480
Fourth Grade	6,467	6,858	7,262	7,372	7,474	7,406	7,520	7,635	7,502	7,448	7,630	7,094
Fifth Grade	7,433	7,671	7,717	7,415	7,361	7,150	7,187	7,282	7,004	7,004	7,238	6,562
Sixth Grade	11,971	13,223	14,105	13,518	12,212	11,026	10,481	10,440	10,205	10,592	12,735	11,007
Seventh Grade	3,488	3,484	3,313	3,056	2,707	2,504	2,394	2,424	2,388	2,357	2,509	2,116
Aviation Cadets	-	-	-	-	-	-	-	-	-	-	-	-
Tactical Air Command ^{a/}												
<u>Enlisted and Aviation Cadets--Total</u>	26,432	27,718	27,745	27,318	26,240	26,041	25,837	25,745	23,938	23,606	21,984	-
Enlisted	26,432	27,718	27,745	27,318	26,240	26,041	25,837	25,745	23,938	23,606	21,984	-
First Grade	2,096	2,096	2,057	2,037	2,009	1,986	1,959	1,926	1,824	1,742	1,626	-
Second Grade	1,929	2,011	2,031	2,033	2,014	2,015	1,991	1,977	1,871	2,028	1,860	-
Third Grade	3,775	3,976	4,069	4,055	3,953	3,907	3,815	3,772	3,522	3,743	3,399	-
Fourth Grade	3,946	4,156	4,299	4,319	4,341	4,429	4,506	4,630	4,471	3,955	3,793	-
Fifth Grade	4,699	5,035	5,155	5,118	4,841	4,763	4,743	4,746	4,377	4,312	3,878	-
Sixth Grade	7,305	7,767	7,647	7,489	7,127	7,094	7,012	6,881	6,229	6,211	5,912	-
Seventh Grade	2,682	2,677	2,487	2,267	1,955	1,847	1,811	1,813	1,644	1,615	1,516	-
Aviation Cadets	-	-	-	-	-	-	-	-	-	-	-	-
Air Defense Command ^{a/}												
<u>Enlisted and Aviation Cadets--Total</u>	22,125	22,441	22,062	21,453	21,088	20,974	21,046	21,439	21,594	23,224	25,114	-
Enlisted	22,125	22,441	22,062	21,453	21,088	20,974	21,046	21,439	21,594	23,224	25,114	-
First Grade	2,852	2,778	2,675	2,584	2,541	2,489	2,381	2,365	2,304	2,293	2,386	-
Second Grade	2,347	2,378	2,363	2,289	2,263	2,229	2,175	2,196	2,205	2,265	2,342	-
Third Grade	4,344	4,432	4,343	4,151	4,091	4,021	3,888	3,924	3,879	3,977	4,106	-
Fourth Grade	4,452	4,497	4,403	4,186	4,071	3,951	3,812	3,887	3,791	3,785	3,754	-
Fifth Grade	3,961	4,179	4,149	4,187	4,041	4,032	3,837	3,882	3,829	3,861	3,853	-
Sixth Grade	3,018	3,124	3,091	3,029	3,134	3,291	3,915	4,132	4,491	5,872	7,412	-
Seventh Grade	1,151	1,053	1,038	1,027	947	961	1,038	1,053	1,095	1,171	1,261	-
Aviation Cadets	-	-	-	-	-	-	-	-	-	-	-	-

TABLE 38.-- COMMAND STRENGTH OF ENLISTED PERSONNEL, BY GRADE, BY COMMAND, CONTINENTAL US AND OVERSEAS, BY MONTH: JAN THROUGH DEC, 1948, Continued

Command	Jan	Feb	Mar	Apr	May	Jun	Jul	Aug	Sep	Oct	Nov	Dec
Air Training Command f/												
<u>Enlisted and Aviation Cadets-Total</u>	63,298	66,282	67,709	67,481	65,968	66,156	71,228	77,108	80,449	81,348	79,340	81,977
Enlisted	62,748	65,686	66,695	66,543	65,091	65,395	69,792	75,803	79,266	79,399	77,432	80,203
First Grade	3,513	3,473	3,407	3,353	3,303	3,304	3,312	3,275	3,250	3,245	3,287	3,322
Second Grade	2,535	2,554	2,577	2,566	2,601	2,635	2,716	2,740	2,784	3,438	3,595	3,734
Third Grade	5,814	5,980	6,112	6,071	6,135	6,049	6,282	6,283	6,388	7,208	7,460	7,351
Fourth Grade	7,499	7,704	7,849	7,956	8,014	8,220	8,232	8,667	9,224	8,653	8,882	8,816
Fifth Grade	7,315	7,413	7,584	7,644	7,582	7,568	7,461	7,925	8,337	7,936	8,300	8,280
Sixth Grade	18,570	19,138	19,965	22,188	22,215	20,749	21,692	21,247	24,121	26,838	26,649	28,505
Seventh Grade	17,502	19,424	19,201	16,765	15,241	16,870	20,097	25,666	25,162	22,081	19,259	20,195
Aviation Cadets	550	596	1,014	938	877	761	1,436	1,305	1,183	1,949	1,908	1,774
Air University												
<u>Enlisted and Aviation Cadets-Total</u>	6,522	6,711	6,435	6,462	6,319	6,157	6,173	5,954	5,652	5,659	5,939	6,294
Enlisted	6,522	6,711	6,435	6,462	6,319	6,157	6,173	5,954	5,652	5,659	5,939	6,294
First Grade	589	581	569	552	549	541	555	554	539	527	549	555
Second Grade	427	439	443	446	454	454	460	460	458	469	482	517
Third Grade	969	1,039	1,033	1,029	1,035	1,034	1,042	1,015	966	933	935	945
Fourth Grade	1,170	1,285	1,268	1,277	1,264	1,321	1,357	1,301	1,253	1,270	1,284	1,349
Fifth Grade	1,012	1,054	1,076	1,069	1,046	1,013	1,112	1,120	1,055	1,056	1,129	1,186
Sixth Grade	1,801	1,844	1,632	1,715	1,664	1,494	1,324	1,200	1,102	1,148	1,158	1,260
Seventh Grade	554	469	414	374	307	300	323	304	279	256	402	482
Aviation Cadets	-	-	-	-	-	-	-	-	-	-	-	-
Headquarters Command f/ g/												
<u>Enlisted and Aviation Cadets-Total</u>	5,586	5,650	5,611	5,659	5,829	6,004	6,114	5,908	6,293	6,493	6,721	6,871
Enlisted	5,586	5,650	5,611	5,659	5,829	6,004	6,114	5,908	6,293	6,493	6,721	6,871
First Grade	1,856	1,867	1,943	1,943	1,991	2,024	2,034	1,913	1,861	1,821	1,768	1,714
Second Grade	676	708	707	724	756	773	797	686	690	726	758	789
Third Grade	644	657	669	701	703	721	738	678	707	761	782	828
Fourth Grade	618	629	607	631	682	741	759	778	809	872	896	925
Fifth Grade	647	690	681	681	673	704	715	738	782	797	882	883
Sixth Grade	952	920	843	830	890	985	927	966	1,238	1,305	1,432	1,537
Seventh Grade	193	179	161	149	134	56	144	149	206	211	203	195
Aviation Cadets	-	-	-	-	-	-	-	-	-	-	-	-
USAF Security Service												
<u>Enlisted and Aviation Cadets-Total</u>	-	-	-	-	-	-	-	-	-	6	3	9
Enlisted	-	-	-	-	-	-	-	-	-	6	3	9
First Grade	-	-	-	-	-	-	-	-	-	4	-	2
Second Grade	-	-	-	-	-	-	-	-	-	1	2	4
Third Grade	-	-	-	-	-	-	-	-	-	1	1	2
Fourth Grade	-	-	-	-	-	-	-	-	-	-	-	-
Fifth Grade	-	-	-	-	-	-	-	-	-	-	-	1
Sixth Grade	-	-	-	-	-	-	-	-	-	-	-	-
Seventh Grade	-	-	-	-	-	-	-	-	-	-	-	-
Aviation Cadets	-	-	-	-	-	-	-	-	-	-	-	-

TABLE 38.-- COMMAND STRENGTH OF ENLISTED PERSONNEL, BY GRADE, BY COMMAND, CONTINENTAL US AND OVERSEAS, BY MONTH: JAN THROUGH DEC, 1948. Continued

Command	Jan	Feb	Mar	Apr	May	Jun	Jul	Aug	Sep	Oct	Nov	Dec
Alaskan Air Command												
<u>Enlisted and Aviation Cadets - Total</u>	7,898	7,889	7,855	9,173	12,364	13,004	14,692	15,360	15,270	15,588	15,803	15,193
Enlisted	7,898	7,889	7,855	9,173	12,364	13,004	14,662	15,360	15,270	15,588	15,803	15,193
First Grade	451	445	421	441	527	457	448	429	399	369	348	355
Second Grade	428	432	421	437	589	509	530	531	521	517	536	545
Third Grade	938	976	946	1,000	1,301	1,315	1,446	1,509	1,528	1,557	1,577	1,489
Fourth Grade	1,164	1,251	1,312	1,501	2,093	2,089	2,332	2,386	2,355	2,451	2,440	2,439
Fifth Grade	1,918	2,035	1,964	2,287	3,104	3,118	3,375	3,427	3,325	3,381	3,382	3,526
Sixth Grade	2,648	2,460	2,511	3,171	4,200	4,761	5,621	6,177	6,258	6,419	6,624	6,024
Seventh Grade	351	290	280	336	550	755	940	901	884	894	896	815
Aviation Cadets	-	-	-	-	-	-	-	-	-	-	-	-
Caribbean Air Command												
<u>Enlisted and Aviation Cadets - Total</u>	7,052	7,468	7,431	7,959	7,833	8,460	8,807	8,413	8,304	7,799	7,623	7,236
Enlisted	7,052	7,468	7,431	7,959	7,833	8,460	8,807	8,413	8,304	7,799	7,623	7,236
First Grade	816	811	800	774	757	750	729	682	622	552	526	493
Second Grade	623	614	621	615	598	612	617	565	530	468	456	431
Third Grade	1,193	1,188	1,168	1,216	1,218	1,296	1,315	1,263	1,217	1,162	1,116	1,060
Fourth Grade	1,106	1,124	1,134	1,221	1,174	1,282	1,318	1,282	1,284	1,160	1,104	1,040
Fifth Grade	1,285	1,269	1,307	1,386	1,406	1,605	1,723	1,639	1,637	1,564	1,575	1,517
Sixth Grade	1,623	2,006	2,000	2,330	2,321	2,467	2,593	2,463	2,470	2,365	2,282	2,180
Seventh Grade	406	456	401	417	359	448	512	519	544	528	564	515
Aviation Cadets	-	-	-	-	-	-	-	-	-	-	-	-
Pacific Air Command												
<u>Enlisted and Aviation Cadets - Total</u>	3,622	3,628	3,771	3,800	4,052	4,227	4,533	4,702	4,814	4,822	4,700	4,403
Enlisted	3,622	3,628	3,771	3,800	4,052	4,227	4,533	4,702	4,814	4,822	4,700	4,403
First Grade	380	374	373	363	359	353	357	344	339	324	316	309
Second Grade	202	201	210	206	203	200	203	249	259	258	248	252
Third Grade	439	454	478	483	495	497	539	514	518	511	494	497
Fourth Grade	503	547	589	615	657	696	739	775	800	848	844	831
Fifth Grade	904	909	979	988	1,014	1,025	1,029	1,020	1,005	1,055	1,071	981
Sixth Grade	1,034	990	994	990	1,134	1,205	1,348	1,461	1,564	1,472	1,376	1,287
Seventh Grade	160	153	148	155	190	251	318	339	329	354	351	246
Aviation Cadets	-	-	-	-	-	-	-	-	-	-	-	-

TABLE 38.-- COMMAND STRENGTH OF ENLISTED PERSONNEL, BY GRADE, BY COMMAND, CONTINENTAL US AND OVERSEAS, BY MONTH: JAN THROUGH DEC, 1948. Continued

Command	Jan	Feb	Mar	Apr	May	Jun	Jul	Aug	Sep	Oct	Nov	Dec	
	Air Materiel Command												
<u>Enlisted and Aviation Cadets -Total</u>	-	-	-	-	-	-	-	-	-	-	-	1,534	1,924
Enlisted	-	-	-	-	-	-	-	-	-	-	-	1,534	1,924
First Grade	-	-	-	-	-	-	-	-	-	-	-	50	64
Second Grade	-	-	-	-	-	-	-	-	-	-	-	69	88
Third Grade	-	-	-	-	-	-	-	-	-	-	-	171	209
Fourth Grade	-	-	-	-	-	-	-	-	-	-	-	257	299
Fifth Grade	-	-	-	-	-	-	-	-	-	-	-	341	381
Sixth Grade	-	-	-	-	-	-	-	-	-	-	-	552	783
Seventh Grade	-	-	-	-	-	-	-	-	-	-	-	84	100
Aviation Cadets	-	-	-	-	-	-	-	-	-	-	-	-	-

- a/ Assigned to Continental Air Command, 1 Dec 1948.
- b/ Formerly Tactical Air Command and Air Defense Command, December 1948.
- c/ Formerly Air Transport Command, January 1948 through May 1948.
- d/ Included with Air Materiel Command, January 1948 through May 1948.
- e/ Includes Air Proving Ground, January 1948 through May 1948.
- f/ Includes Students.
- g/ Formerly Bolling Field Command, January 1948 through February 1948.

TABLE 39.-- DEPARTMENT OF THE AIR FORCE OFFICER PERSONNEL WITH THE ARMY, BY GRADE IN WHICH SERVING, BY MONTH: JAN THROUGH DEC, 1948

Grade	Jan	Feb	Mar	Apr	May	Jun	Jul	Aug	Sep	Oct	Nov	Dec
Worldwide												
<u>Officers and Warrant Officers - Total</u>	<u>2,945</u>	<u>2,757</u>	<u>2,658</u>	<u>2,555</u>	<u>2,447</u>	<u>2,346</u>	<u>2,151</u>	<u>1,927</u>	<u>1,738</u>	<u>1,581</u>	<u>1,496</u>	<u>1,422</u>
Officers	2,902	2,712	2,617	2,512	2,404	2,302	2,104	1,886	1,710	1,556	1,472	1,391
General	25	23	23	24	24	24	21	18	20	14	14	14
Colonel	180	179	184	171	165	165	165	158	157	121	113	118
Lieutenant Colonel	350	338	330	307	294	277	258	239	235	206	197	175
Major	510	494	466	446	425	411	373	343	328	299	287	271
Captain	840	792	764	735	699	673	599	532	477	456	427	415
First Lieutenant	945	854	828	808	776	737	673	588	486	454	430	391
Second Lieutenant	52	32	22	21	21	15	15	8	7	6	4	7
Warrant Officers	43	45	41	43	43	44	47	41	28	25	24	31
Chief Warrant Officer	15	16	16	16	15	15	18	13	15	13	12	12
Warrant Officer J.G.	28	29	25	27	28	29	29	28	13	12	12	19
Continental												
<u>Officers and Warrant Officers - Total</u>	<u>1,823</u>	<u>1,673</u>	<u>1,613</u>	<u>1,561</u>	<u>1,585</u>	<u>1,621</u>	<u>1,573</u>	<u>1,404</u>	<u>1,353</u>	<u>1,232</u>	<u>1,183</u>	<u>1,139</u>
Officers	1,807	1,656	1,593	1,538	1,562	1,596	1,544	1,379	1,329	1,211	1,163	1,112
General	22	19	19	21	21	21	18	15	17	11	11	11
Colonel	152	151	157	147	150	157	157	149	150	115	108	112
Lieutenant Colonel	255	246	240	224	222	230	224	208	208	177	170	150
Major	339	326	307	292	293	304	297	271	268	243	238	221
Captain	541	503	482	469	476	484	465	412	395	379	359	349
First Lieutenant	469	400	380	377	390	392	374	319	285	281	275	264
Second Lieutenant	29	11	8	8	10	8	9	5	6	5	2	5
Warrant Officers	16	17	20	23	23	25	29	25	24	21	20	27
Chief Warrant Officer	9	10	12	12	11	12	16	13	14	12	11	11
Warrant Officer J.G.	7	7	8	11	12	13	13	12	10	9	9	16
Overseas												
<u>Officers and Warrant Officers - Total</u>	<u>1,122</u>	<u>1,084</u>	<u>1,045</u>	<u>994</u>	<u>862</u>	<u>725</u>	<u>578</u>	<u>523</u>	<u>385</u>	<u>349</u>	<u>313</u>	<u>281</u>
Officers	1,095	1,056	1,024	974	842	706	560	507	381	345	309	279
General	3	4	4	3	3	3	3	3	3	3	3	3
Colonel	28	28	27	24	15	8	8	9	7	6	5	6
Lieutenant Colonel	95	92	90	83	72	47	34	31	27	29	27	25
Major	171	168	159	154	132	107	76	72	60	56	49	50
Captain	299	289	282	266	223	189	134	120	82	77	68	66
First Lieutenant	476	454	448	431	386	345	299	269	201	173	155	127
Second Lieutenant	23	21	14	13	11	7	6	3	1	1	2	2
Warrant Officers	27	28	21	20	20	19	18	16	4	4	4	4
Chief Warrant Officer	6	6	4	4	4	3	2	-	1	1	1	1
Warrant Officer J.G.	21	22	17	16	16	16	16	16	3	3	3	3

TABLE 42.-- COMMAND AND DEPARTMENTAL STRENGTH OF GENERAL OFFICERS BY DEPARTMENTAL STATUS, CONTINENTAL US AND OVERSEAS, BY MONTH: JAN THROUGH DEC, 1948

End of Month	Command Strength			ARHAF			USAF			AFWA			Departmental Strength		
	World Wide	Conti-ental	Over-Seas	World Wide	Conti-ental	Over-Seas	World Wide	Conti-ental	Over-Seas	World Wide	Conti-ental	Over-Seas	World Wide	Conti-ental	Over-Seas
Jan.	177	144	33	7	5	2	170	139	31	25	22	3	195	161	34
Feb.	a/177	a/147	30	a/6	a/6	0	171	141	30	23	19	4	194	160	34
Mar.	a/168	a/139	29	a/6	a/6	0	162	133	29	23	19	4	185	152	33
Apr.	a/182	a/150	32	a/8	a/8	0	174	142	32	24	21	3	198	163	35
May.	a/182	a/151	31	a/7	a/7	0	175	144	31	24	21	3	199	165	34
Jun.	177	147	30	4	4	0	173	143	30	24	21	3	197	164	33
Jul.	181	152	29	4	4	0	177	148	29	21	18	3	198	166	32
Aug.	182	150	32	4	4	0	178	146	32	18	15	3	196	161	35
Sep.	178	148	30	4	4	0	174	144	30	20	17	3	194	161	33
Oct.	186	155	31	4	4	0	182	151	31	14	11	3	196	162	34
Nov.	187	156	31	4	4	0	183	152	31	14	11	3	197	163	34
Dec.	194	163	31	4	4	0	190	159	31	14	11	3	204	170	34

a/ Includes 2 Rear Admirals.

TABLE 43.-- DEPARTMENTAL STRENGTH OF GENERAL OFFICERS, BY GRADE IN WHICH SERVING, BY DEPARTMENTAL STATUS, BY MONTH: JAN THROUGH DEC, 1948

End of Month a/	Departmental Strength	General		Lieutenant General		Major General		Brigadier General	
		USAF	AFWA	USAF	AFWA	USAF	AFWA	USAF	AFWA
Apr.	198	4	-	10	4	69	10	91	10
May	199	5	-	10	4	68	10	92	10
Jun	197	4	-	10	3	68	10	91	11
Jul	198	4	-	11	2	70	8	92	11
Aug	196	4	-	10	2	70	8	94	8
Sep	194	4	-	10	2	70	8	90	10
Oct	196	4	-	10	2	70	8	98	4
Nov	197	4	-	10	2	70	8	99	4
Dec	204	4	-	10	2	75	8	101	4

a/ Data for January through March not available.

TABLE 44.-- COMMAND STRENGTH OF GENERAL OFFICERS, BY GRADE IN WHICH SERVING, CONTINENTAL US AND OVERSEAS BY MONTH: JAN THROUGH DEC, 1948

End of Month a/	Total	General		Lieutenant General		Major General		Brigadier General	
		Continental	Overseas	Continental	Overseas	Continental	Overseas	Continental	Overseas
Apr.	182	4	-	8	2	62	11	76	19
May	182	5	-	8	2	60	11	78	18
Jun	177	4	-	8	2	60	9	75	19
Jul	181	4	-	9	2	62	9	77	18
Aug	182	4	-	8	2	59	12	79	18
Sep	178	4	-	8	2	62	9	74	19
Oct	186	4	-	8	2	61	10	82	19
Nov	187	4	-	8	2	62	9	82	20
Dec	194	4	-	8	2	67	9	84	20

a/ Data for January through March not available.

TABLE 45.-- COMMAND STRENGTH OF OFFICER PERSONNEL BY COMPONENT, CONTINENTAL US AND OVERSEAS, BY MONTH:
JAN THROUGH DEC, 1948

End of Month	Command Strength		USAF (Regular) and Regular Army		USAF (Reserve) and CRC		Air Nat'l Guard US & National Guard		AFUS and AUS	
	Number	Percent	Number	Percent	Number	Percent	Number	Percent	Number	Percent
Worldwide										
Jan.	47,565	100.0	17,535	36.9	19,103	40.1	50	.1	10,877	22.9
Feb.	48,084	100.0	17,861	37.1	22,933	47.7	27	.1	7,263	15.1
Mar.	48,240	100.0	17,955	37.2	24,813	51.5	15	.0	5,457	11.3
Apr.	48,624	100.0	18,080	37.2	25,934	53.3	18	.0	4,592	9.5
May.	48,833	100.0	18,182	37.2	26,775	54.8	23	.0	3,853	8.0
Jun.	48,957	100.0	18,030	36.9	27,522	56.2	19	.0	3,386	6.9
Jul.	49,350	100.0	18,229	36.9	28,111	57.0	17	.0	2,993	6.1
Aug.	49,851	100.0	18,362	36.8	28,631	57.5	19	.0	2,839	5.7
Sep.	50,674	100.0	18,326	36.2	29,642	58.5	18	.0	2,688	5.3
Oct.	52,195	100.0	18,554	35.5	30,841	59.1	33	.1	2,767	5.3
Nov.	52,761	100.0	18,582	35.2	31,423	59.6	21	.0	2,735	5.2
Dec.	53,948	100.0	18,867	35.0	32,561	60.3	18	.0	2,502	4.7
Continental										
Jan.	35,132	100.0	13,913	39.6	12,543	35.7	40	.1	8,636	24.6
Feb.	35,268	100.0	14,064	39.9	15,671	44.4	19	.1	5,514	15.6
Mar.	35,319	100.0	14,059	39.8	17,021	48.2	10	.0	4,229	12.0
Apr.	35,495	100.0	14,103	39.7	17,842	50.3	13	.0	3,537	10.0
May.	35,404	100.0	14,120	39.9	18,355	51.8	15	.1	2,914	8.2
Jun.	35,566	100.0	14,079	39.6	18,916	53.2	11	.0	2,560	7.2
Jul.	35,933	100.0	14,219	39.6	19,389	54.0	11	.0	2,314	6.4
Aug.	36,331	100.0	14,124	38.9	20,027	55.1	12	.0	2,168	6.0
Sep.	36,624	100.0	14,076	38.4	20,491	55.9	13	.1	2,044	5.6
Oct.	37,982	100.0	14,313	37.7	21,584	56.8	27	.1	2,058	5.4
Nov.	38,212	100.0	14,390	37.7	21,742	56.9	15	.0	2,066	5.4
Dec.	38,985	100.0	14,570	37.4	22,546	57.8	13	.0	1,856	4.8
Overseas										
Jan.	12,433	100.0	3,622	29.1	6,560	52.8	10	.1	2,241	18.0
Feb.	12,816	100.0	3,797	29.6	7,262	56.7	8	.1	1,749	13.6
Mar.	12,921	100.0	3,896	30.2	7,792	60.3	5	.0	1,228	9.5
Apr.	13,129	100.0	3,977	30.3	8,092	61.7	5	.0	1,055	8.0
May.	13,429	100.0	4,062	30.2	8,420	62.7	8	.1	939	7.0
Jun.	13,391	100.0	3,951	29.5	8,606	64.3	8	.0	826	6.2
Jul.	13,417	100.0	4,010	29.9	8,722	65.0	6	.0	679	5.1
Aug.	13,520	100.0	4,238	31.3	8,604	63.6	7	.1	671	5.0
Sep.	14,050	100.0	4,250	30.3	9,151	65.1	5	.0	644	4.6
Oct.	14,213	100.0	4,241	29.8	9,257	65.1	6	.1	709	5.0
Nov.	14,549	100.0	4,192	28.8	9,682	66.5	6	.1	669	4.6
Dec.	14,963	100.0	4,297	28.8	10,015	66.9	5	.0	646	4.3

TABLE 46.-- DEPARTMENT OF THE ARMY OFFICER PERSONNEL WITH THE AIR FORCE, BY COMPONENT, CONTINENTAL US AND OVERSEAS, BY MONTH: JAN THROUGH DEC. 1948

End of Month	Total		RA		ORC		NGUS		AUS	
	Number	Percent	Number	Percent	Number	Percent	Number	Percent	Number	Percent
Worldwide										
Jan.	5,824	100.0	1,284	22.0	1,914	32.9	50	0.9	2,576	44.2
Feb.	5,929	100.0	1,245	21.0	2,220	37.4	27	0.5	2,437	41.1
Mar.	5,793	100.0	1,291	22.3	2,455	42.4	15	0.2	2,032	35.1
Apr.	5,650	100.0	1,294	22.9	2,571	45.5	18	0.3	1,767	31.3
May.	5,532	100.0	1,333	24.1	2,632	47.6	15	0.2	1,552	28.1
Jun.	5,219	100.0	1,270	24.3	2,614	50.1	9	0.2	1,326	25.4
Jul.	5,039	100.0	1,262	25.0	2,574	51.1	9	0.2	1,194	23.7
Aug.	4,743	100.0	1,210	25.5	2,500	52.7	9	0.2	1,024	21.6
Sep.	4,620	100.0	1,170	25.3	2,529	54.7	7	0.2	914	19.8
Oct.	4,606	100.0	1,186	25.7	2,533	55.0	7	0.2	880	19.1
Nov.	4,585	100.0	1,147	25.0	2,572	56.1	6	0.1	860	18.8
Dec.	4,553	100.0	1,268	27.8	2,477	54.5	5	0.1	803	17.6
Continental										
Jan.	4,376	100.0	972	22.2	1,310	29.9	40	0.9	2,054	47.0
Feb.	4,291	100.0	933	21.8	1,472	34.3	19	0.4	1,867	43.5
Mar.	4,167	100.0	953	22.9	1,613	38.7	10	0.2	1,591	38.2
Apr.	3,997	100.0	933	23.3	1,683	42.2	13	0.3	1,368	34.2
May.	3,764	100.0	923	24.5	1,641	43.6	10	0.3	1,190	31.6
Jun.	3,527	100.0	896	25.4	1,613	45.7	5	0.2	1,013	28.7
Jul.	3,423	100.0	892	26.1	1,572	46.0	6	0.2	953	27.7
Aug.	3,226	100.0	844	26.2	1,587	49.1	5	0.2	790	24.5
Sep.	3,103	100.0	812	26.2	1,597	51.5	4	0.1	690	22.2
Oct.	3,115	100.0	824	26.5	1,623	52.1	4	0.1	664	21.3
Nov.	3,119	100.0	799	25.6	1,661	53.3	3	0.1	656	21.0
Dec.	3,092	100.0	800	25.9	1,680	54.3	2	0.1	610	19.7
Overseas										
Jan.	1,448	100.0	312	21.6	604	41.7	10	0.7	522	36.0
Feb.	1,638	100.0	312	19.0	748	45.7	8	0.5	570	34.8
Mar.	1,626	100.0	338	20.8	842	51.8	5	0.3	441	27.1
Apr.	1,653	100.0	361	21.8	888	53.7	5	0.3	399	24.2
May.	1,768	100.0	410	23.2	991	56.1	5	0.3	362	20.4
Jun.	1,692	100.0	374	22.1	1,001	59.2	4	0.2	313	18.5
Jul.	1,616	100.0	370	22.9	1,002	62.0	3	0.2	241	14.9
Aug.	1,517	100.0	366	24.1	913	60.2	4	0.3	234	15.4
Sep.	1,517	100.0	358	23.6	932	61.4	3	0.2	224	14.8
Oct.	1,491	100.0	362	24.3	910	61.0	3	0.2	216	14.5
Nov.	1,466	100.0	348	23.8	911	62.1	3	0.2	204	13.9
Dec.	1,461	100.0	468	32.0	797	54.6	3	0.2	193	13.2

TABLE 47.-- DEPARTMENTAL STRENGTH OF OFFICER PERSONNEL BY COMPONENT, CONTINENTAL US AND OVERSEAS, BY MONTH:
JAN THROUGH DEC, 1948

End of Month	Departmental Strength		USAF (Reg)		USAFR		ANGUS		AFUS	
	Number	Percent	Number	Percent	Number	Percent	Number	Percent	Number	Percent
Worldwide										
Jan.	44,686	100.0	17,246	38.6	17,853	40.0	-	-	9,587	21.4
Feb.	44,912	100.0	17,592	39.2	22,179	49.4	-	-	5,141	11.4
Mar.	45,105	100.0	17,615	39.1	23,837	52.8	-	-	3,653	8.1
Apr.	45,529	100.0	17,701	38.9	24,823	54.5	-	-	3,005	6.6
May.	45,748	100.0	17,736	38.8	25,526	55.8	8	0.0	2,478	5.4
Jun.	46,084	100.0	17,644	38.3	26,216	56.9	13	0.0	2,211	4.8
Jul.	46,462	100.0	17,813	38.3	26,703	57.5	11	0.0	1,935	4.2
Aug.	47,035	100.0	17,866	38.0	27,235	58.0	14	0.0	1,920	4.0
Sep.	47,792	100.0	17,849	37.4	28,073	58.7	16	0.0	1,854	3.9
Oct.	49,170	100.0	17,946	36.5	29,247	59.5	30	0.1	1,947	3.9
Nov.	49,672	100.0	17,978	36.2	29,740	59.9	19	0.0	1,935	3.9
Dec.	50,817	100.0	18,135	35.7	30,905	60.8	17	0.0	1,760	3.5
Continental										
Jan.	32,579	100.0	13,696	42.0	11,233	34.5	-	-	7,650	23.5
Feb.	32,650	100.0	13,875	42.5	14,983	45.9	-	-	3,792	11.6
Mar.	32,765	100.0	13,832	42.2	16,187	49.4	-	-	2,746	8.4
Apr.	33,059	100.0	13,875	42.0	16,922	51.2	-	-	2,262	6.8
May.	33,225	100.0	13,922	42.0	17,479	52.6	5	0.0	1,819	5.4
Jun.	33,660	100.0	13,942	41.4	18,068	53.7	9	0.0	1,641	4.9
Jul.	34,083	100.0	14,069	41.3	18,564	54.5	8	0.0	1,442	4.2
Aug.	34,509	100.0	13,898	40.3	19,150	55.5	11	0.0	1,450	4.2
Sep.	34,874	100.0	13,879	39.8	19,562	56.1	14	0.0	1,419	4.1
Oct.	36,099	100.0	13,995	38.8	20,630	57.1	27	0.1	1,447	4.0
Nov.	36,276	100.0	14,072	38.8	20,723	57.1	16	0.1	1,465	4.0
Dec.	37,032	100.0	14,242	38.4	21,473	58.0	15	0.1	1,302	3.5
Overseas										
Jan.	12,107	100.0	3,550	29.3	6,620	54.7	-	-	1,937	16.0
Feb.	12,262	100.0	3,717	30.3	7,196	58.7	-	-	1,349	11.0
Mar.	12,340	100.0	3,783	30.6	7,650	62.0	-	-	907	7.4
Apr.	12,470	100.0	3,826	30.7	7,901	63.4	-	-	743	5.9
May.	12,523	100.0	3,814	30.5	8,047	64.2	3	0.0	659	5.3
Jun.	12,424	100.0	3,702	29.8	8,148	65.6	4	0.0	570	4.6
Jul.	12,379	100.0	3,744	30.3	8,139	65.7	3	0.0	493	4.0
Aug.	12,526	100.0	3,968	31.7	8,085	64.5	3	0.0	470	3.8
Sep.	12,918	100.0	3,970	30.7	8,511	65.9	2	0.0	435	3.4
Oct.	13,071	100.0	3,951	30.2	8,617	66.0	3	0.0	500	3.8
Nov.	13,396	100.0	3,906	29.2	9,017	67.3	3	0.0	470	3.5
Dec.	13,785	100.0	3,893	28.2	9,432	68.4	2	0.0	458	3.4

TABLE 48.-- COMMAND STRENGTH OF OFFICER PERSONNEL, BY AERONAUTICAL STATUS, CONTINENTAL US AND OVERSEAS, BY MONTH: JAN THROUGH DEC, 1948

Month	Command Strength	Rated (Aeronautical Rating)				Non-Rated
		Total		Pilot	Non-Pilot	
		Number	Percent of Command Strength			
Worldwide						
Jan	47,565	28,888	60.7	23,346	5,542	18,677
Feb	48,084	29,348	61.0	24,037	5,311	18,736
Mar	48,240	29,830	61.8	24,345	5,485	18,110
Apr	48,624	30,394	62.5	24,748	5,646	18,230
May	48,833	30,378	62.2	24,763	5,615	18,455
Jun	48,957	30,300	61.9	24,684	5,616	18,657
Jul	49,350	30,293	61.4	24,673	5,620	19,057
Aug	49,851	30,473	61.1	24,933	5,540	19,378
Sep	50,674	31,180	61.5	25,527	5,653	19,494
Oct	52,195	32,001	61.3	26,380	5,621	20,194
Nov	52,761	32,630	61.8	26,937	5,693	20,131
Dec	53,948	33,185	61.5	27,344	5,841	20,763
Continental						
Jan	35,132	20,728	59.0	16,619	4,109	14,404
Feb	35,268	21,072	59.2	17,244	3,828	14,196
Mar	35,319	21,431	60.7	17,496	3,935	13,888
Apr	35,495	21,873	61.6	17,829	4,044	13,622
May	35,404	21,779	61.5	17,742	4,037	13,625
Jun	35,566	21,683	61.0	17,656	4,027	13,883
Jul	35,933	21,620	60.2	17,580	4,040	14,313
Aug	36,331	21,618	59.5	17,665	3,953	14,713
Sep	36,624	22,015	60.1	17,989	4,026	14,609
Oct	37,982	22,711	59.8	18,724	3,987	15,271
Nov	38,212	23,062	60.4	19,052	4,010	15,150
Dec	38,985	23,437	60.1	19,271	4,166	15,548
Overseas						
Jan	12,433	8,160	65.6	6,727	1,433	4,273
Feb	12,816	8,276	64.6	6,793	1,483	4,540
Mar	12,921	8,399	65.0	6,849	1,550	4,522
Apr	13,129	8,521	64.9	6,919	1,602	4,608
May	13,429	8,599	64.0	7,021	1,578	4,830
Jun	13,391	8,617	64.3	7,028	1,589	4,774
Jul	13,417	8,673	64.6	7,093	1,580	4,744
Aug	13,520	8,855	65.5	7,268	1,587	4,665
Sep	14,045	9,165	65.2	7,538	1,627	4,885
Oct	14,213	9,290	65.4	7,656	1,634	4,923
Nov	14,549	9,568	65.8	7,885	1,683	4,981
Dec	14,963	9,748	65.1	8,073	1,675	5,215

TABLE 49.-- COMMAND STRENGTH OF OFFICER PERSONNEL, BY AERONAUTICAL STATUS, BY COMMAND, CONTINENTAL US AND OVERSEAS, BY MONTH: JAN THROUGH DEC, 1948

847230 O-49-5

Command and Aeronautical Status	Jan	Feb	Mar	Apr	May	Jun	Jul	Aug	Sep	Oct	Nov	Dec
	Continental											
<u>Continental - Total</u>	35,132	35,268	35,219	35,495	35,402	35,566	35,933	36,231	36,624	37,982	38,212	38,985
Pilot -Total	16,619	17,244	17,496	17,829	17,742	17,656	17,580	17,665	17,989	18,724	19,052	19,271
Non-Pilot - Total	4,109	3,828	3,935	4,044	4,037	4,027	4,040	2,953	4,026	3,987	4,010	4,166
Non-Rated -Total	14,404	14,196	13,888	13,622	13,625	13,883	14,313	14,713	14,609	15,271	15,150	15,548
<u>Chief of Staff -Total</u>	1,261	1,447	1,561	1,777	1,814	1,950	2,119	2,194	2,224	2,300	2,352	2,395
Pilot	584	706	758	843	849	923	985	1,009	1,018	1,019	1,043	1,036
Non-Pilot	62	69	78	83	84	89	97	113	118	119	120	122
Non-Rated	615	672	725	851	881	938	1,037	1,072	1,088	1,162	1,189	1,237
<u>Strategic Air Command - Total</u>	5,342	5,392	5,462	5,427	5,457	5,346	5,331	5,202	5,134	5,383	5,677	5,564
Pilot	2,728	2,857	2,970	2,984	2,941	2,905	2,910	2,802	2,758	2,883	2,978	2,768
Non-Pilot	1,225	1,224	1,235	1,221	1,298	1,253	1,232	1,214	1,197	1,251	1,374	1,525
Non-Rated	1,389	1,311	1,257	1,222	1,218	1,188	1,189	1,186	1,179	1,249	1,325	1,271
<u>Tactical Air Command - Total</u>	4,103	4,160	4,194	4,193	4,029	3,841	3,855	3,867	3,842	3,913	3,676	-
Pilot	2,493	2,583	2,605	2,624	2,514	2,403	2,432	2,395	2,338	2,423	2,263	-
Non-Pilot	241	240	230	230	215	201	196	222	230	229	191	-
Non-Rated	1,369	1,337	1,359	1,339	1,300	1,237	1,227	1,250	1,274	1,261	1,222	-
<u>Air Defense Command - Total</u>	4,173	3,828	3,862	3,879	3,835	3,857	3,860	3,878	3,960	4,029	4,014	-
Pilot	2,122	1,964	2,307	2,056	2,010	2,028	2,028	2,017	2,059	2,145	2,140	-
Non-Pilot	240	171	175	187	196	192	185	187	202	210	185	-
Non-Rated	1,811	1,693	1,680	1,636	1,629	1,637	1,627	1,674	1,699	1,674	1,689	-
<u>Continental Air Command - Total</u>	-	-	-	-	-	-	-	-	-	-	-	8,233
Pilot	-	-	-	-	-	-	-	-	-	-	-	4,705
Non-Pilot	-	-	-	-	-	-	-	-	-	-	-	354
Non-Rated	-	-	-	-	-	-	-	-	-	-	-	3,174
<u>Military Air Transport Service - Total</u>	4,463	4,456	4,576	4,602	4,592	4,563	4,707	4,596	4,698	4,863	5,209	5,160
Pilot	2,255	2,352	2,449	2,518	2,534	2,451	2,512	2,522	2,580	2,740	3,053	3,052
Non-Pilot	490	488	475	463	466	435	437	415	434	394	426	415
Non-Rated	1,718	1,616	1,652	1,621	1,592	1,677	1,758	1,659	1,684	1,729	1,730	1,693

TABLE 49.-- COMMAND STRENGTH OF OFFICER PERSONNEL, BY AERONAUTICAL STATUS, BY COMMAND, CONTINENTAL US AND OVERSEAS, BY MONTH: JAN THROUGH DEC, 1948. Continued

411

Command and Aeronautical Status	Jan	Feb	Mar	Apr	May	Jun	Jul	Aug	Sep	Oct	Nov	Dec
<u>Air Proving Ground - Total</u> g/	-	-	-	-	-	616	584	557	560	558	558	568
Pilot	-	-	-	-	-	290	274	268	270	271	276	277
Non-Pilot	-	-	-	-	-	73	71	69	64	63	59	57
Non-Rated	-	-	-	-	-	253	239	220	226	224	223	234
<u>Air Materiel Command - Total</u> g/	4,273	3,936	3,932	3,731	3,656	3,038	3,094	3,156	2,045	2,058	2,044	3,055
Pilot	1,956	1,732	1,718	1,646	1,609	1,322	1,339	1,333	1,355	1,388	1,409	1,417
Non-Pilot	400	339	337	323	295	214	215	230	205	179	162	158
Non-Rated	1,917	1,865	1,877	1,762	1,752	1,502	1,540	1,533	1,485	1,491	1,473	1,480
<u>Air Training Command - Total</u>	6,827	5,423	5,325	5,341	5,368	5,481	5,673	5,832	6,260	6,387	6,444	6,547
Pilot	2,610	2,369	2,415	2,457	2,549	2,660	2,761	2,838	3,021	3,139	3,206	3,271
Non-Pilot	1,212	619	557	559	550	564	522	500	521	461	433	411
Non-Rated	3,005	2,432	2,353	2,325	2,269	2,257	2,390	2,494	2,718	2,787	2,805	2,865
<u>Air University - Total</u>	2,861	1,127	1,109	1,108	1,094	1,104	1,096	1,068	1,074	1,072	1,062	1,090
Pilot	1,517	479	483	488	488	506	508	496	512	506	506	516
Non-Pilot	203	75	72	74	72	67	63	57	55	49	46	57
Non-Rated	1,141	573	554	546	534	531	525	515	507	517	510	517
<u>Headquarters Command - Total</u> g/	681	663	676	666	657	690	644	779	807	1,013	1,081	1,109
Pilot	354	353	356	385	376	385	377	371	369	378	428	452
Non-Pilot	36	41	41	40	37	33	28	16	16	17	19	73
Non-Rated	291	269	279	241	244	272	244	392	422	618	634	584
<u>USAF Security Service - Total</u>	-	-	-	-	-	-	-	-	-	2	7	21
Pilot	-	-	-	-	-	-	-	-	-	2	4	5
Non-Pilot	-	-	-	-	-	-	-	-	-	-	1	1
Non-Rated	-	-	-	-	-	-	-	-	-	1	2	25
<u>Pipeline - Total</u>	g/ 1,148	4,839	4,622	4,771	4,902	5,080	4,970	5,202	5,020	5,403	5,088	5,233
Pilot	-	1,849	1,735	1,828	1,872	1,783	1,439	1,554	1,709	1,830	1,726	1,772
Non-Pilot	-	562	735	864	824	906	994	930	984	1,015	994	993
Non-Rated	1,148	2,428	2,152	2,079	2,206	2,391	2,537	2,718	2,327	2,558	2,348	2,468

TABLE 49.-- COMMAND STRENGTH OF OFFICER PERSONNEL, BY AERONAUTICAL STATUS, BY COMMAND, CONTINENTAL US AND OVERSEAS, BY MONTH: JAN THROUGH DEC, 1948 Continued

Command and Aeronautical Status	Jan	Feb	Mar	Apr	May	Jun	Jul	Aug	Sep	Oct	Nov	Dec
Overseas												
<u>Overseas - Total</u>	12,433	12,816	12,921	13,129	13,429	13,391	13,417	13,520	14,050	14,213	14,549	14,963
Pilot - Total	6,727	6,793	6,849	6,919	7,021	7,028	7,093	7,268	7,538	7,656	7,885	8,073
Non-Pilot - Total	1,433	1,483	1,550	1,602	1,578	1,589	1,580	1,587	1,627	1,634	1,683	1,675
Non-Rated - Total	4,273	4,540	4,522	4,608	4,830	4,774	4,744	4,665	4,885	4,923	4,981	5,215
<u>Far East Air Forces - Total</u>	4,867	4,909	4,742	4,751	4,774	4,976	4,921	5,108	5,325	5,425	5,556	5,642
Pilot	2,935	2,848	2,768	2,758	2,808	2,992	2,979	3,082	3,234	3,304	3,405	3,371
Non-Pilot	661	667	654	677	643	675	653	666	686	677	706	688
Non-Rated	1,271	1,394	1,320	1,316	1,323	1,309	1,289	1,360	1,405	1,444	1,445	1,583
<u>U. S. Air Force, Europe - Total</u>	2,475	2,478	2,452	2,414	2,443	2,256	2,298	2,427	2,720	2,851	3,030	3,402
Pilot	1,261	1,259	1,221	1,221	1,225	1,102	1,118	1,239	1,370	1,441	1,587	1,864
Non-Pilot	238	236	246	244	244	213	223	223	248	258	285	317
Non-Rated	976	983	965	952	974	941	957	965	1,102	1,152	1,158	1,221
<u>Military Air Transport Service - Total a/</u>	2,537	2,580	2,669	2,697	2,726	2,744	2,808	2,724	2,783	2,801	2,814	2,832
Pilot	1,259	1,295	1,331	1,371	1,380	1,357	1,388	1,401	1,404	1,431	1,427	1,436
Non-Pilot	272	274	300	310	319	321	330	334	338	341	346	341
Non-Rated	1,006	1,011	1,038	1,016	1,027	1,066	1,093	989	1,041	1,029	1,041	1,055
<u>Alaskan Air Command - Total</u>	847	1,043	1,216	1,334	1,500	1,459	1,441	1,429	1,388	1,370	1,338	1,333
Pilot	402	466	554	559	547	547	553	534	542	541	538	524
Non-Pilot	96	131	162	182	184	179	193	200	194	192	184	174
Non-Rated	349	446	500	593	769	733	695	695	652	637	616	635
<u>Caribbean Air Command - Total</u>	1,129	1,217	1,243	1,308	1,380	1,350	1,332	1,235	1,252	1,196	1,152	1,075
Pilot	565	618	636	685	721	714	725	681	659	617	581	527
Non-Pilot	122	129	131	130	128	127	122	119	119	126	120	114
Non-Rated	442	470	476	493	511	509	485	435	474	453	451	434
<u>Pacific Air Command - Total</u>	578	589	599	625	606	606	617	597	582	570	552	551
Pilot	305	307	319	325	320	316	333	331	329	322	310	306
Non-Pilot	44	46	57	61	60	74	59	45	42	40	38	37
Non-Rated	229	236	223	239	226	216	225	221	211	208	205	208
<u>Air Materiel Command - Total</u>	-	-	-	-	-	-	-	-	-	-	106	128
Pilot	-	-	-	-	-	-	-	-	-	-	37	45
Non-Pilot	-	-	-	-	-	-	-	-	-	-	4	4
Non-Rated	-	-	-	-	-	-	-	-	-	-	65	79

a/ Became Continental Air Command, Dec 1948.
 b/ Formerly Tactical Air Command & Air Defense Command, Jan 1948 through Nov 1948. g/ Includes personnel at Aerial Ports of Embarkation & personnel in Army Pipeline.
 c/ Formerly Air Transport Command, Jan 1948 through May 1948.
 d/ Included with Air Materiel Command, Jan 1948 through May 1948.
 e/ Includes Air Proving Ground, Jan 1948 through May 1948.
 f/ Formerly Bolling Field Command, Jan 1948 through Feb 1948.

TABLE 50.-- COMMAND STRENGTH OF OFFICER PERSONNEL, BY FLYING STATUS, BY AERONAUTICAL STATUS, CONTINENTAL US AND OVERSEAS, BY MONTH: JAN THROUGH DEC, 1948

Month	On Flying Status				Not On Flying Status			
	Total	Rated		Non-Rated	Total	Rated		Non-Rated
		Pilot	Non-Pilot			Pilot	Non-Pilot	
WORLDWIDE								
Jan	28,911	23,059	5,275	577	18,654	287	267	18,100
Feb	29,470	23,737	4,987	746	18,614	300	324	17,990
Mar	29,706	23,997	5,129	580	18,534	348	356	17,830
Apr	30,193	24,347	5,177	669	18,431	401	469	17,561
May	30,096	24,369	5,092	635	18,737	394	523	17,820
Jun	30,063	24,324	5,117	622	18,894	360	499	18,035
Jul	29,946	24,283	5,093	570	19,404	390	527	18,487
Aug	30,979	24,500	4,968	611	19,772	433	572	18,767
Sep	30,580	24,911	5,015	654	20,094	616	638	18,840
Oct	31,738	25,950	5,033	755	20,457	430	588	19,439
Nov	32,391	26,471	5,113	807	20,370	466	580	19,324
Dec	32,576	26,720	5,193	663	21,372	624	648	20,100
CONTINENTAL								
Jan	20,712	16,395	3,898	419	14,420	224	211	13,985
Feb	21,151	16,995	3,559	597	14,117	249	269	13,599
Mar	21,336	17,221	3,662	453	13,983	275	273	13,435
Apr	21,653	17,504	3,685	464	13,842	325	359	13,158
May	21,525	17,429	3,639	457	13,879	313	398	13,168
Jun	21,479	17,383	3,670	426	14,087	273	357	13,457
Jul	21,292	17,274	3,643	375	14,641	306	397	13,938
Aug	21,334	17,356	3,540	438	14,997	309	413	14,275
Sep	21,528	17,477	3,567	484	15,096	512	459	14,125
Oct	22,562	18,395	3,577	590	15,420	329	410	14,681
Nov	22,968	18,715	3,612	641	15,244	337	398	14,509
Dec	22,967	18,769	3,710	488	16,018	502	456	15,060
OVERSEAS								
Jan	8,199	6,664	1,377	158	4,234	63	56	4,115
Feb	8,319	6,742	1,428	149	4,497	51	55	4,391
Mar	8,370	6,776	1,467	127	4,551	73	83	4,395
Apr	8,540	6,843	1,492	205	4,589	76	110	4,403
May	8,571	6,940	1,453	178	4,858	81	125	4,652
Jun	8,584	6,941	1,447	196	4,807	87	142	4,578
Jul	8,654	7,009	1,450	195	4,763	84	130	4,549
Aug	8,745	7,144	1,428	173	4,775	124	159	4,492
Sep	9,052	7,434	1,448	170	4,998	104	179	4,715
Oct	9,176	7,555	1,456	165	5,037	101	178	4,758
Nov	9,423	7,756	1,501	166	5,126	129	182	4,815
Dec	9,609	7,951	1,483	175	5,354	122	192	5,040

TABLE 51.-- COMMAND STRENGTH OF OFFICER PERSONNEL, BY AERONAUTICAL RATING, AERONAUTICAL DESIGNATION, AND SPECIALTY RATING, CONTINENTAL US AND OVERSEAS, BY MONTH: JAN THROUGH DEC, 1948

Rating and Designation	Jan	Feb	Mar	Apr	May	Jun	Jul	Aug	Sep	Oct	Nov	Dec
<u>Command Strength - Total</u>	<u>47,565</u>	<u>48,084</u>	<u>48,210</u>	<u>48,624</u>	<u>48,833</u>	<u>48,957</u>	<u>49,350</u>	<u>49,851</u>	<u>50,674</u>	<u>52,195</u>	<u>52,761</u>	<u>53,948</u>
<u>Rated - Total</u>	<u>28,888</u>	<u>29,348</u>	<u>29,830</u>	<u>30,394</u>	<u>30,378</u>	<u>30,300</u>	<u>30,293</u>	<u>30,473</u>	<u>31,180</u>	<u>32,001</u>	<u>32,630</u>	<u>33,185</u>
<u>Pilot Rating - Total</u>	<u>23,346</u>	<u>24,037</u>	<u>24,345</u>	<u>24,748</u>	<u>24,763</u>	<u>24,684</u>	<u>24,673</u>	<u>24,933</u>	<u>25,527</u>	<u>26,380</u>	<u>26,937</u>	<u>27,344</u>
Command	786	783	779	845	839	787	812	855	838	838	838	850
Senior	1,717	1,794	1,856	1,915	1,914	1,853	1,905	1,897	1,942	1,979	2,097	2,012
Pilot	20,738	21,368	21,621	21,899	21,915	21,954	21,861	22,083	22,651	23,469	23,904	24,384
Service	22	20	14	18	18	18	18	19	20	12	12	15
Glider	72	66	69	67	73	67	73	74	70	74	76	76
Balloon	11	6	6	4	4	5	4	5	6	8	10	7
<u>Non-Pilot Rating - Total</u>	<u>5,542</u>	<u>5,311</u>	<u>5,485</u>	<u>5,646</u>	<u>5,615</u>	<u>5,616</u>	<u>5,620</u>	<u>5,540</u>	<u>5,653</u>	<u>5,621</u>	<u>5,693</u>	<u>5,841</u>
Observer (Bombardier-Navigator-Radar)	80	87	95	108	134	153	155	182	214	240	279	326
Observer (Bombardier-Navigator)	260	252	231	233	225	225	203	190	181	167	152	150
Observer (Non-Specialized)	157	158	155	158	156	159	161	159	160	169	166	174
Observer (Navigator)	2,267	2,097	2,276	2,337	2,367	2,332	2,321	2,382	2,415	2,391	2,410	2,442
Observer (Bombardier)	1,648	1,668	1,707	1,732	1,674	1,713	1,703	1,624	1,679	1,651	1,666	1,709
Observer (Radar)	508	509	494	507	536	531	523	526	544	554	556	575
Observer (Flight Engineer)	492	420	407	441	409	396	448	358	330	322	329	328
Observer (Flexible Gunner)	95	103	104	117	109	107	100	102	105	98	103	95
Observer (Medical) ^{a/}	35	17	16	13	5	-	6	17	25	29	32	42
<u>Non-Rated - Total</u>	<u>18,677</u>	<u>18,736</u>	<u>18,410</u>	<u>18,230</u>	<u>18,455</u>	<u>18,657</u>	<u>19,057</u>	<u>19,378</u>	<u>19,494</u>	<u>20,194</u>	<u>20,131</u>	<u>20,763</u>
<u>Aeronautical Designation - Total</u>	<u>466</u>	<u>487</u>	<u>541</u>	<u>561</u>	<u>526</u>	<u>504</u>	<u>488</u>	<u>467</u>	<u>462</u>	<u>475</u>	<u>466</u>	<u>473</u>
Flight Surgeon	237	237	264	263	255	249	228	217	211	228	222	227
Aviation Medical Examiner	90	110	130	149	137	121	130	124	131	126	125	126
Flight Nurse	139	140	147	149	134	134	130	126	120	121	119	120
<u>Specialty Rating - Total</u>	<u>26</u>	<u>214</u>	<u>37</u>	<u>34</u>	<u>21</u>	<u>26</u>	<u>24</u>	<u>22</u>	<u>25</u>	<u>18</u>	<u>23</u>	<u>19</u>
Liaison Pilot, Field Artillery or Infantry	15	14	11	11	9	8	10	10	8	8	7	7
Parachutist	4	^{b/} 187	17	13	7	11	9	7	7	6	9	7
Gliderman	6	7	8	7	4	4	3	3	4	4	4	5
Combat Infantry Man	1	1	-	-	-	2	-	2	2	-	-	-
Expert Infantry Man	-	-	-	-	-	-	2	-	-	-	-	-
Medical Man-Combat	-	2	1	1	-	-	-	-	4	-	-	-
Parachutist-Gliderman	-	1	-	2	1	-	-	-	-	-	-	-
Medical Man-Combat Parachutist	-	2	-	-	-	-	-	-	-	-	1	-
Mine Planter	-	-	-	-	-	1	-	-	-	-	-	-
Combat Infantry Man - Parachutist	-	-	-	-	-	-	-	-	-	-	2	-
Personnel With No Rating or Designation	16,370	16,392	16,251	16,299	16,242	16,256	16,260	16,416	17,135	17,657	17,916	18,134
Rating Information Not Available	1,815	1,643	1,581	1,336	1,666	1,871	2,285	2,473	1,872	2,044	1,726	2,137

^{a/} Changed from Technical Observer in July 1948.

^{b/} 176 Officer personnel erroneously reported as Parachutists should be Observers (Navigator).

TABLE 52.-- AIR FORCE ENLISTED PERSONNEL ON FLYING PAY, BY GRADE, CONTINENTAL US AND OVERSEAS,
BY MONTH: JAN THROUGH DEC, 1948

Month	Total	Grade						
		First	Second	Third	Fourth	Fifth	Sixth	Seventh
Worldwide								
Jan	13,032	2,816	3,245	4,134	1,657	724	346	110
Feb	13,914	2,960	3,443	4,490	1,823	754	380	64
Mar	13,967	2,920	3,428	4,652	1,772	768	369	58
Apr	14,004	2,856	3,483	4,720	1,813	756	323	53
May	14,375	2,911	3,546	4,797	1,914	806	339	60
Jun	14,559	2,910	3,510	4,806	2,034	883	347	69
Jul	14,476	2,843	3,609	4,870	1,939	831	317	67
Aug	14,626	2,841	3,559	4,909	2,038	882	335	62
Sep	14,545	2,646	3,386	4,877	2,015	1,081	406	134
Oct	14,391	2,590	3,318	5,050	2,023	939	406	65
Nov	13,927	2,467	3,319	4,860	1,939	885	383	74
Dec	14,179	2,502	3,412	5,054	1,917	881	357	56
Continental								
Jan	9,005	2,276	2,345	2,768	1,056	324	164	72
Feb	9,745	2,428	2,540	3,058	1,121	385	181	32
Mar	9,790	2,388	2,505	3,161	1,156	363	183	34
Apr	9,937	2,346	2,593	3,213	1,211	370	175	29
May	10,400	2,416	2,670	3,361	1,302	434	178	39
Jun	10,660	2,447	2,727	3,437	1,360	481	171	37
Jul	10,345	2,381	2,721	3,344	1,265	449	149	36
Aug	10,655	2,417	2,729	3,402	1,365	534	171	37
Sep	10,781	2,352	2,692	3,542	1,365	587	202	41
Oct	10,545	2,238	2,559	3,527	1,363	589	228	41
Nov	10,058	2,110	2,535	3,296	1,296	547	219	55
Dec	10,165	2,129	2,576	3,477	1,254	516	182	31
Overseas								
Jan	4,027	540	900	1,366	601	400	182	38
Feb	4,169	532	903	1,432	702	369	199	32
Mar	4,177	532	923	1,491	616	405	186	24
Apr	4,067	510	890	1,507	602	386	148	24
May	3,975	495	878	1,436	612	372	161	21
Jun	3,899	463	783	1,369	674	402	176	32
Jul	4,131	462	888	1,526	674	382	168	31
Aug	3,971	424	830	1,507	673	348	164	25
Sep	3,764	294	694	1,335	650	494	204	93
Oct	3,846	352	759	1,523	660	350	178	24
Nov	3,869	357	784	1,564	643	338	164	19
Dec	4,014	373	836	1,577	663	365	175	25

TABLE 53.-- AIR FORCE OFFICER PERSONNEL ON FLYING STATUS, BY AERONAUTICAL STATUS, BY COMMAND, CONTINENTAL US AND OVERSEAS, BY MONTH: JAN THROUGH DEC, 1948

Command and Aeronautical Status	Jan	Feb	Mar	Apr	May	Jun	Jul	Aug	Sep	Oct	Nov	Dec
Continental												
<u>Continental - Total</u>	20,712	21,151	21,336	21,653	21,525	21,479	21,292	21,334	21,528	22,562	22,968	22,967
Pilot-Total	16,395	16,995	17,221	17,504	17,429	17,383	17,274	17,356	17,477	18,395	18,715	18,769
Non-Pilot - Total	3,898	3,559	3,662	3,685	3,639	3,670	3,643	3,540	3,567	3,577	3,612	3,710
Non-Rated - Total	419	597	453	464	457	426	375	438	484	590	641	488
<u>Chief of Staff - Total</u>	645	780	840	916	920	923	1,057	1,090	1,099	1,103	1,124	1,113
Pilot	577	700	751	830	832	907	967	988	993	998	1,018	1,010
Non-Pilot	54	63	72	68	69	67	71	82	86	85	87	84
Non-Rated	14	17	17	18	19	19	19	20	20	20	19	19
<u>Strategic Air Command - Total</u>	3,956	4,073	4,183	4,176	4,190	4,099	4,070	3,940	3,873	4,056	4,293	4,209
Pilot	2,713	2,811	2,950	2,965	2,922	2,877	2,877	2,771	2,729	2,855	2,953	2,747
Non-Pilot	1,203	1,192	1,189	1,165	1,227	1,183	1,155	1,134	1,104	1,158	1,291	1,423
Non-Rated	40	40	44	46	41	39	38	35	40	43	49	39
<u>Tactical Air Command - Total</u> g/	2,690	2,763	2,778	2,784	2,662	2,546	2,556	2,553	2,518	2,625	2,441	-
Pilot	2,447	2,539	2,559	2,572	2,466	2,363	2,391	2,355	2,304	2,384	2,233	-
Non-Pilot	219	207	198	190	176	165	142	169	185	203	170	-
Non-Rated	24	17	21	22	20	18	23	29	29	38	38	-
<u>Air Defense Command - Total</u> g/	2,136	2,127	2,170	2,212	2,145	2,183	2,198	2,162	2,233	2,295	2,263	-
Pilot	1,949	1,934	1,979	2,024	1,977	1,995	2,017	1,987	2,004	2,094	2,088	-
Non-Pilot	159	149	151	154	135	161	157	154	168	178	153	-
Non-Rated	28	44	40	34	33	27	24	21	61	23	22	-
<u>Continental Air Command - Total</u> h/	-	-	-	-	-	-	-	-	-	-	-	4,811
Pilot	-	-	-	-	-	-	-	-	-	-	-	4,450
Non-Pilot	-	-	-	-	-	-	-	-	-	-	-	300
Non-Rated	-	-	-	-	-	-	-	-	-	-	-	61
<u>Military Air Transport Service - Total</u> g/	2,745	2,826	2,899	2,943	2,968	2,875	2,930	2,900	2,968	3,104	3,451	3,446
Pilot	2,216	2,306	2,398	2,456	2,483	2,410	2,472	2,469	2,518	2,690	3,005	3,011
Non-Pilot	473	469	448	434	437	414	412	390	409	372	406	398
Non-Rated	56	51	53	53	48	51	46	41	41	42	40	37
<u>Air Proving Ground - Total</u> g/	-	-	-	-	-	358	339	329	328	332	334	332
Pilot	-	-	-	-	-	282	266	262	266	270	275	275
Non-Pilot	-	-	-	-	-	66	65	64	59	59	56	54
Non-Rated	-	-	-	-	-	10	8	3	3	3	3	3

TABLE 53.-- AIR FORCE OFFICER PERSONNEL ON FLYING STATUS, BY AERONAUTICAL STATUS, BY COMMAND, CONTINENTAL US AND OVERSEAS, BY MONTH: JAN THROUGH DEC, 1948, Continued

Command and Aeronautical Status	Jan	Feb	Mar	Apr	May	Jun	Jul	Aug	Sep	Oct	Nov	Dec
<u>Air Materiel Command - Total</u> <i>a/</i>	2,085	2,019	2,000	1,898	1,831	1,496	1,468	1,530	1,482	1,481	1,484	1,489
Pilot	1,723	1,691	1,675	1,599	1,559	1,303	1,293	1,345	1,314	1,342	1,359	1,367
Non-Pilot	320	295	293	280	243	172	156	164	145	120	103	103
Non-Rated	42	33	32	19	29	21	19	21	23	19	22	19
<u>Air Training Command - Total</u>	2,865	2,949	2,939	2,966	3,044	3,253	3,213	3,261	3,288	3,646	3,579	3,570
Pilot	2,203	2,333	2,373	2,399	2,495	2,608	2,705	2,786	2,815	3,075	3,139	3,203
Non-Pilot	624	580	522	514	497	505	466	440	438	380	350	325
Non-Rated	38	36	44	53	52	40	42	35	35	191	90	42
<u>Air University - Total</u>	508	551	545	548	545	559	554	550	565	555	548	568
Pilot	435	468	469	476	475	491	493	484	499	494	492	504
Non-Pilot	50	54	50	47	46	44	39	36	36	30	25	37
Non-Rated	23	29	26	25	24	24	22	30	30	31	31	27
<u>Headquarters Command - Total</u> <i>a/</i>	389	392	395	424	471	420	400	388	386	395	493	484
Pilot	354	353	356	385	376	385	372	371	369	378	426	447
Non-Pilot	30	35	35	35	34	31	27	15	15	15	16	35
Non-Rated	5	4	4	4	4	4	1	2	2	2	51	2
<u>USAF Security Service - Total</u>	-	-	-	-	-	-	-	-	-	2	5	6
Pilot	-	-	-	-	-	-	-	-	-	2	4	5
Non-Pilot	-	-	-	-	-	-	-	-	-	-	1	1
Non-Rated	-	-	-	-	-	-	-	-	-	-	-	-
<u>Pipeline - Total</u>	2,693	2,671	2,587	2,786	2,806	2,797	2,507	2,631	2,788	2,968	2,953	2,939
Pilot	1,778	1,830	1,711	1,798	1,844	1,762	1,421	1,538	1,666	1,813	1,723	1,750
Non-Pilot	766	515	704	798	775	862	953	892	922	977	954	950
Non-Rated	149	326	172	190	187	173	133	201	200	178	276	239

TABLE 53.-- AIR FORCE OFFICER PERSONNEL ON FLYING STATUS, BY AERONAUTICAL STATUS, BY COMMAND, CONTINENTAL US AND OVERSEAS, BY MONTH: JAN THROUGH DEC, 1948. Continued

Command and Aeronautical Status	Jan	Feb	Mar	Apr	May	Jun	Jul	Aug	Sep	Oct	Nov	Dec
Overseas												
<u>Overseas - Total</u>	8,199	8,319	8,370	8,540	8,571	8,584	8,654	8,745	9,052	9,176	9,423	9,609
Pilot - Total	6,664	6,742	6,776	6,843	6,940	6,941	7,009	7,144	7,434	7,555	7,756	7,951
Non-Pilot - Total	1,377	1,428	1,467	1,492	1,453	1,447	1,450	1,428	1,448	1,456	1,501	1,483
Non-Rated - Total	158	149	127	205	178	196	195	173	170	165	166	175
<u>Far East Air Forces - Total</u>	3,621	3,538	3,406	3,444	3,453	3,655	3,618	3,692	3,876	3,936	4,043	4,003
Pilot	2,915	2,837	2,751	2,739	2,786	2,961	2,949	3,020	3,187	3,260	3,346	3,323
Non-Pilot	648	649	633	634	600	613	588	599	612	607	631	605
Non-Rated	58	52	22	71	67	81	81	73	77	69	66	75
<u>U. S. Air Forces, Europe - Total</u>	1,481	1,483	1,471	1,440	1,445	1,294	1,321	1,434	1,577	1,660	1,824	2,132
Pilot	1,248	1,247	1,230	1,210	1,213	1,093	1,105	1,223	1,360	1,432	1,576	1,855
Non-Pilot	218	217	222	213	216	187	199	197	204	215	234	263
Non-Rated	15	19	19	17	16	14	17	14	13	13	14	14
<u>Military Air Transport Service - Total</u> g/.	1,541	1,582	1,642	1,690	1,711	1,682	1,706	1,727	1,734	1,769	1,765	1,772
Pilot	1,233	1,271	1,306	1,345	1,358	1,333	1,355	1,374	1,380	1,407	1,398	1,407
Non-Pilot	264	265	288	296	305	305	305	308	314	319	325	321
Non-Rated	44	46	48	49	48	44	46	45	40	43	42	44
<u>Alaskan Air Command - Total</u>	517	597	688	747	709	714	763	713	721	713	708	680
Pilot	402	466	541	546	533	535	552	526	534	533	527	510
Non-Pilot	95	131	147	169	155	155	191	175	173	167	165	155
Non-Rated	20	-	-	32	21	24	20	12	14	13	16	15
<u>Caribbean Air Command - Total</u>	689	766	789	838	881	860	864	816	787	750	706	647
Pilot	562	616	632	681	734	707	719	675	650	607	568	515
Non-Pilot	111	123	126	128	126	125	120	117	115	119	115	109
Non-Rated	16	27	31	29	21	28	25	24	22	24	23	23
<u>Pacific Air Command - Total</u>	350	353	374	381	372	379	382	363	357	348	335	327
Pilot	304	305	316	322	316	312	329	326	323	316	304	297
Non-Pilot	41	43	51	52	51	62	47	32	30	29	27	26
Non-Rated	5	5	7	7	5	5	6	5	4	3	4	4
<u>Air Materiel Command - Total</u>	-	-	-	-	-	-	-	-	-	-	42	48
Pilot	-	-	-	-	-	-	-	-	-	-	37	44
Non-Pilot	-	-	-	-	-	-	-	-	-	-	4	4
Non-Rated	-	-	-	-	-	-	-	-	-	-	1	-

a/ Became Continental Air Command, December 1948.

b/ Formerly Tactical Air Command and Air Defense Command, January 1948 through November 1948.

c/ Formerly Air Transport Command, January 1948 through May 1948.

d/ Included with Air Materiel Command, January 1948 through May 1948.

e/ Includes Air Proving Ground, January 1948 through May 1948.

f/ Formerly Bolling Field Command, January 1948 through February 1948.

TABLE 55.-- COMMAND STRENGTH OF NEGRO ENLISTED PERSONNEL, BY GRADE, CONTINENTAL US AND OVERSEAS, BY MONTH: JAN THROUGH DEC, 1948

Grade	Jan	Feb	Mar	Apr	May	Jun	Jul	Aug	Sep	Oct	Nov	Dec
Worldwide												
<u>Enlisted and Aviation Cadets-Total</u>	<u>24,289</u>	<u>24,869</u>	<u>25,131</u>	<u>24,911</u>	<u>25,498</u>	<u>25,565</u>	<u>25,822</u>	<u>25,415</u>	<u>25,194</u>	<u>24,526</u>	<u>23,857</u>	<u>23,328</u>
Enlisted	24,289	24,869	25,115	24,896	25,490	25,556	25,808	25,401	25,181	24,513	23,842	23,316
First Grade	424	424	416	410	415	403	402	397	379	361	351	347
Second Grade	347	375	374	376	388	386	381	370	374	399	405	442
Third Grade	1,600	1,713	1,726	1,714	1,749	1,749	1,780	1,786	1,749	1,760	1,711	1,724
Fourth Grade	2,910	3,071	3,114	3,143	3,231	3,328	3,329	3,385	3,366	3,193	3,135	3,050
Fifth Grade	5,304	5,689	5,686	5,751	5,892	5,943	6,027	5,936	5,786	5,768	5,477	5,305
Sixth Grade	8,987	9,726	9,784	9,879	10,109	10,317	10,363	10,192	10,115	9,804	9,462	9,097
Seventh Grade	4,717	3,871	4,015	3,623	3,706	3,430	3,526	3,335	3,412	3,228	3,301	3,351
Aviation Cadets	-	-	16	15	8	9	14	14	13	13	15	12
Continental												
<u>Enlisted and Aviation Cadets - Total</u>	<u>16,787</u>	<u>17,294</u>	<u>17,488</u>	<u>16,871</u>	<u>17,438</u>	<u>16,658</u>	<u>16,440</u>	<u>16,437</u>	<u>16,463</u>	<u>16,135</u>	<u>15,557</u>	<u>15,471</u>
Enlisted	16,787	17,294	17,472	16,856	17,430	16,649	16,426	16,423	16,450	16,122	15,542	15,459
First Grade	358	356	344	334	334	328	325	324	323	306	298	295
Second Grade	270	279	288	283	286	288	285	282	285	310	313	339
Third Grade	1,219	1,295	1,289	1,270	1,299	1,288	1,290	1,311	1,316	1,355	1,304	1,349
Fourth Grade	2,142	2,197	2,226	2,192	2,309	2,341	2,334	2,434	2,450	2,332	2,268	2,232
Fifth Grade	3,322	3,449	3,482	3,467	3,654	3,583	3,572	3,702	3,676	3,703	3,442	3,341
Sixth Grade	6,199	6,655	6,596	6,434	6,699	6,308	6,042	5,858	5,802	5,658	5,320	5,212
Seventh Grade	3,277	3,063	3,247	2,876	2,849	2,513	2,578	2,512	2,598	2,458	2,597	2,691
Aviation Cadets	-	-	16	15	8	9	14	14	13	13	15	12
Overseas												
<u>Enlisted and Aviation Cadets - Total</u>	<u>7,502</u>	<u>7,575</u>	<u>7,643</u>	<u>8,040</u>	<u>8,060</u>	<u>8,907</u>	<u>9,382</u>	<u>8,978</u>	<u>8,731</u>	<u>8,391</u>	<u>8,300</u>	<u>7,857</u>
Enlisted	7,502	7,575	7,643	8,040	8,060	8,907	9,382	8,978	8,731	8,391	8,300	7,857
First Grade	66	68	72	76	81	75	77	73	56	55	53	52
Second Grade	77	96	86	93	102	98	96	88	89	92	92	103
Third Grade	381	418	437	444	450	461	490	475	433	405	407	375
Fourth Grade	768	874	888	951	922	987	995	951	916	861	867	818
Fifth Grade	1,982	2,240	2,204	2,284	2,238	2,360	2,455	2,234	2,110	2,065	2,035	1,964
Sixth Grade	2,788	3,071	3,188	3,445	3,410	4,009	4,321	4,334	4,313	4,146	4,142	3,885
Seventh Grade	1,440	808	768	747	857	917	948	823	814	770	704	660
Aviation Cadets	-	-	-	-	-	-	-	-	-	-	-	-

TABLE 56.-- COMMAND STRENGTH OF NEGRO OFFICER PERSONNEL, BY AERONAUTICAL RATING, AERONAUTICAL DESIGNATION, AND SPECIALTY RATING, CONTINENTAL US AND OVERSEAS, BY MONTH: JAN THROUGH DEC, 1948

Rating and Designation	Jan	Feb a/	Mar	Apr	May	Jun	Jul	Aug	Sep	Oct	Nov	Dec
<u>Command Strength - Total</u>	<u>265</u>	-	<u>273</u>	<u>270</u>	<u>278</u>	<u>290</u>	<u>300</u>	<u>291</u>	<u>294</u>	<u>296</u>	<u>307</u>	<u>308</u>
<u>Rated - Total</u>	<u>128</u>	-	<u>124</u>	<u>132</u>	<u>136</u>	<u>138</u>	<u>145</u>	<u>143</u>	<u>144</u>	<u>144</u>	<u>148</u>	<u>147</u>
Pilot Rating - Total	111	-	110	116	122	125	132	127	129	130	135	133
Command	-	-	-	-	-	-	-	-	-	-	-	-
Senior	-	-	-	-	-	-	-	-	-	-	4	-
Pilot	111	-	110	116	122	123	132	127	129	130	131	133
Service	-	-	-	-	-	-	-	-	-	-	-	-
Glider	-	-	-	-	-	2	-	-	-	-	-	-
Balloons	-	-	-	-	-	-	-	-	-	-	-	-
Non-Pilot Rating - Total	17	-	14	16	14	13	13	16	15	14	13	14
Observer (Bom-Nav-Radar)	2	-	-	-	-	-	1	1	3	4	4	4
Observer (Bom-Nav)	9	-	8	8	8	7	4	5	4	3	3	3
Observer (Non-Specialized)	2	-	2	2	2	1	2	2	3	2	1	1
Observer (Navigator)	1	-	2	2	2	3	4	5	3	3	3	4
Observer (Bombardier)	2	-	1	2	1	2	2	3	2	2	2	2
Observer (Radar)	-	-	-	-	-	-	-	-	-	-	-	-
Observer (Flight Engineer)	1	-	-	1	-	-	-	-	-	-	-	-
Observer (Flexible Gunner)	-	-	1	1	1	-	-	-	-	-	-	-
Observer (Medical) ^{b/}	-	-	-	-	-	-	-	-	-	-	-	-
<u>Non-Rated - Total</u>	<u>137</u>	-	<u>149</u>	<u>138</u>	<u>142</u>	<u>152</u>	<u>155</u>	<u>148</u>	<u>150</u>	<u>152</u>	<u>159</u>	<u>161</u>
Aeronautical Designation - Total	2	-	2	2	2	2	2	2	2	2	2	2
Flight Surgeon	1	-	1	1	1	1	1	1	1	-	1	1
Aviation Medical Examiner	1	-	1	1	1	1	1	1	1	2	1	1
Flight Nurse	-	-	-	-	-	-	-	-	-	-	-	-
Specialty Rating - Total	-	-	-	-	-	-	-	-	-	-	-	-
Liaison Pilot, FA or Inf.	-	-	-	-	-	-	-	-	-	-	-	-
Parachutist	-	-	-	-	-	-	-	-	-	-	-	-
Gliderman	-	-	-	-	-	-	-	-	-	-	-	-
Personnel With No Rating or Designation	119	-	136	129	130	140	131	132	131	134	141	134
Rating Information Not Available	16	-	11	7	10	10	22	14	17	16	16	25

a/ Information not available.
b/ Changed from Technical Observer in July 1948.

TABLE 57.-- COMMAND STRENGTH OF OFFICER PERSONNEL, BY FUNCTIONAL FIELD (BASED ON PRIMARY MILITARY OCCUPATIONAL SPECIALTY), CONTINENTAL US AND OVERSEAS, BY MONTH: JAN THROUGH DEC, 1948

Military Functional Field	Worldwide											
	Jan	Feb	Mar	Apr	May	Jun	Jul	Aug	Sep	Oct	Nov	Dec
<u>Officer - Total</u>	<u>47,565</u>	<u>48,084</u>	<u>48,240</u>	<u>48,624</u>	<u>48,833</u>	<u>48,957</u>	<u>49,350</u>	<u>49,851</u>	<u>50,674</u>	<u>52,195</u>	<u>52,761</u>	<u>53,948</u>
Pilot	12,010	12,562	12,853	13,059	13,184	13,209	13,413	13,277	13,462	14,350	14,634	14,721
Other Rated	3,300	3,280	3,366	3,408	3,413	3,382	3,412	3,512	3,557	3,621	3,690	3,753
Administrative	7,287	7,336	7,384	7,404	7,514	7,695	7,672	7,692	7,997	8,120	8,288	8,452
Armament & Ordnance	854	852	827	848	830	804	801	830	803	829	846	867
Communication	2,318	2,347	2,365	2,402	2,426	2,442	2,473	2,523	2,511	2,569	2,572	2,712
Engineering	4,114	4,192	4,248	4,302	4,346	4,311	4,280	4,335	4,376	4,494	4,604	4,696
Intelligence	1,114	1,144	1,180	1,217	1,236	1,007	1,004	1,025	1,126	1,099	1,092	1,131
Medical	2,449	2,439	2,310	2,171	2,147	1,928	1,790	1,788	1,766	1,825	1,829	1,860
Operations	2,661	2,666	2,679	2,720	2,694	2,671	2,636	2,657	2,799	2,838	2,881	2,967
Photographic	249	255	256	259	263	267	259	256	266	276	274	294
Supply	3,236	3,174	3,157	3,234	3,269	3,341	3,399	3,381	3,466	3,515	3,535	3,730
Other	7,973	7,837	7,615	7,600	7,511	7,900	8,211	8,575	8,545	8,659	8,526	8,765

Military Functional Field	Continental											
	Jan	Feb	Mar	Apr	May	Jun	Jul	Aug	Sep	Oct	Nov	Dec
<u>Officer - Total</u>	<u>35,132</u>	<u>35,268</u>	<u>35,319</u>	<u>35,495</u>	<u>35,404</u>	<u>35,566</u>	<u>35,933</u>	<u>36,331</u>	<u>36,624</u>	<u>37,982</u>	<u>38,212</u>	<u>38,985</u>
Pilot	8,921	9,276	9,509	9,648	9,701	9,593	9,722	9,638	9,657	10,490	10,594	10,433
Other Rated	2,486	2,438	2,488	2,506	2,532	2,484	2,500	2,605	2,640	2,687	2,700	2,776
Administrative	5,344	5,346	5,405	5,423	5,519	5,696	5,698	5,672	5,963	6,085	6,238	6,438
Armament & Ordnance	586	566	545	550	532	511	522	532	509	522	525	532
Communication	1,527	1,531	1,539	1,562	1,557	1,569	1,606	1,638	1,618	1,667	1,681	1,799
Engineering	2,966	3,022	3,072	3,089	3,071	3,090	3,056	3,088	3,093	3,196	3,251	3,335
Intelligence	820	834	866	896	900	741	731	726	735	684	667	720
Medical	2,024	1,952	1,828	1,733	1,693	1,492	1,425	1,383	1,389	1,431	1,438	1,439
Operations	2,023	2,035	2,048	2,068	2,038	2,020	2,012	2,035	2,154	2,179	2,226	2,267
Photographic	185	191	191	191	192	200	194	192	198	209	211	225
Supply	2,184	2,198	2,178	2,214	2,214	2,292	2,335	2,337	2,367	2,396	2,398	2,535
Other	6,066	5,879	5,650	5,615	5,455	5,878	6,132	6,485	6,301	6,436	6,283	6,486

TABLE 57.-- COMMAND STRENGTH OF OFFICER PERSONNEL, BY FUNCTIONAL FIELD (BASED ON PRIMARY MILITARY OCCUPATIONAL SPECIALTY), CONTINENTAL US AND OVERSEAS, BY MONTH: JAN THROUGH DEC, 1948, Continued

un
5

Military Functional Field	Overseas											
	Jan	Feb	Mar	Apr	May	Jun	Jul	Aug	Sep	Oct	Nov	Dec
<u>Officer - Total</u>	<u>12,433</u>	<u>12,816</u>	<u>12,921</u>	<u>13,129</u>	<u>13,429</u>	<u>13,391</u>	<u>13,417</u>	<u>13,520</u>	<u>14,050</u>	<u>14,213</u>	<u>14,549</u>	<u>14,963</u>
Pilot	3,089	3,286	3,344	3,411	3,483	3,616	3,691	3,639	3,805	3,860	4,040	4,288
Other Rated	814	842	878	902	881	898	912	907	917	934	990	977
Administrative	1,943	1,990	1,979	1,981	1,995	1,999	1,974	2,020	2,034	2,035	2,050	2,014
Armament & Ordnance	268	286	282	298	298	293	279	298	294	307	321	335
Communication	791	816	826	840	869	873	867	885	893	902	891	913
Engineering	1,148	1,170	1,176	1,213	1,276	1,221	1,224	1,247	1,283	1,298	1,353	1,361
Intelligence	294	310	314	321	336	266	273	290	391	415	415	411
Medical	425	487	482	438	454	436	365	405	377	394	391	421
Operations	638	631	631	652	656	651	624	622	645	659	655	700
Photographic	64	64	65	68	71	67	65	64	68	67	63	69
Supply	1,052	976	979	1,020	1,055	1,049	1,064	1,044	1,099	1,119	1,137	1,195
Other	1,907	1,958	1,965	1,985	2,055	2,022	2,079	2,090	2,244	2,223	2,243	2,279

TABLE 58.-- COMMAND STRENGTH OF OFFICER PERSONNEL, BY FUNCTIONAL FIELD, (BASED ON PRIMARY MILITARY OCCUPATIONAL SPECIALTY), BY COMMAND, CONTINENTAL US AND OVERSEAS, BY MONTH: JAN THROUGH DEC, 1948

Military Functional Field	Jan	Feb	Mar	Apr	May	Jun	Jul	Aug	Sep	Oct	Nov	Dec
	Continental											
Chief of Staff Permanent Party												
<u>Officer - Total</u> . . .	<u>1,261</u>	<u>1,447</u>	<u>1,561</u>	<u>1,777</u>	<u>1,814</u>	<u>1,950</u>	<u>2,119</u>	<u>2,194</u>	<u>2,224</u>	<u>2,300</u>	<u>2,352</u>	<u>2,395</u>
Pilot.	126	135	152	167	172	191	201	199	199	190	187	160
Other Rated.	13	15	19	20	19	21	20	19	19	19	19	13
Administrative	375	462	514	567	578	613	665	656	675	815	863	875
Armament & Ordnance.	11	13	12	13	14	15	16	17	17	17	16	17
Communication.	42	45	46	49	49	51	55	59	59	59	53	53
Engineering.	70	71	78	136	138	151	157	161	163	161	169	166
Intelligence	87	94	113	122	125	100	127	202	206	104	109	122
Medical.	18	18	19	18	21	21	23	24	24	25	26	26
Operations	197	219	233	253	249	264	310	304	313	320	330	350
Photographic	4	4	4	6	6	6	5	5	6	7	8	9
Supply	44	51	56	96	99	109	122	124	125	126	132	138
Other.	274	320	315	330	344	408	418	424	418	457	440	466
Strategic Air Command Permanent Party												
<u>Officer - Total</u> . . .	<u>5,340</u>	<u>5,392</u>	<u>5,462</u>	<u>5,427</u>	<u>5,457</u>	<u>5,346</u>	<u>5,331</u>	<u>5,202</u>	<u>5,134</u>	<u>5,383</u>	<u>5,677</u>	<u>5,564</u>
Pilot.	1,963	2,020	2,103	2,111	2,095	2,047	2,066	2,027	1,998	2,102	2,159	1,885
Other Rated.	1,060	1,052	1,083	1,077	1,144	1,090	1,082	1,084	1,085	1,092	1,168	1,312
Administrative	450	442	430	414	422	428	408	394	377	426	487	496
Armament & Ordnance.	97	97	89	86	81	76	81	78	76	77	78	81
Communication.	152	162	160	165	162	162	161	151	159	166	176	196
Engineering.	356	371	385	384	380	387	382	371	367	386	407	412
Intelligence	82	86	93	98	101	95	88	79	72	67	67	80
Medical.	330	318	298	281	271	243	243	241	236	251	258	229
Operations	139	133	131	136	119	133	129	122	133	135	137	113
Photographic	43	47	44	48	48	52	53	52	55	59	60	67
Supply	217	216	219	219	224	223	223	218	205	222	239	268
Other.	451	448	427	408	410	410	415	385	371	400	441	425
Tactical Air Command Permanent Party												
<u>Officer - Total</u> . . .	<u>4,099</u>	<u>4,160</u>	<u>4,194</u>	<u>4,193</u>	<u>4,029</u>	<u>3,841</u>	<u>3,855</u>	<u>3,867</u>	<u>3,842</u>	<u>3,913</u>	<u>3,676</u>	a/-
Pilot.	1,695	1,755	1,765	1,770	1,670	1,555	1,600	1,578	1,556	1,667	1,549	-
Other Rated.	196	186	178	176	160	145	146	178	185	191	163	-
Administrative	493	484	496	482	469	472	456	449	454	442	409	-
Armament & Ordnance.	75	71	69	72	70	68	71	69	68	69	67	-
Communication.	164	154	158	170	170	157	158	161	158	160	148	-
Engineering.	301	301	308	322	313	305	297	288	288	287	265	-
Intelligence	86	90	94	89	85	60	61	68	64	63	61	-
Medical.	230	227	211	196	188	175	170	171	173	176	168	-
Operations	155	158	163	163	154	164	160	162	166	156	157	-
Photographic	21	23	26	27	27	28	25	26	26	29	27	-
Supply	282	290	294	302	300	293	286	302	305	287	280	-
Other.	401	421	432	424	423	419	425	415	399	386	382	-
Air Defense Command Permanent Party												
<u>Officers - Total</u> . . .	<u>3,835</u>	<u>3,828</u>	<u>3,862</u>	<u>3,879</u>	<u>3,835</u>	<u>3,857</u>	<u>3,860</u>	<u>3,878</u>	<u>3,960</u>	<u>4,029</u>	<u>4,014</u>	b/-
Pilot.	764	829	917	925	888	874	921	935	930	989	994	-
Other Rated.	26	31	37	48	56	56	51	59	76	82	77	-
Administrative	785	779	850	868	887	928	949	958	962	966	978	-
Armament & Ordnance.	77	72	76	74	63	68	66	68	65	69	68	-
Communication.	153	139	156	162	159	162	167	175	180	183	192	-
Engineering.	356	350	353	355	348	350	310	328	338	338	347	-
Intelligence	94	97	101	101	104	72	73	74	75	87	65	-
Medical.	237	230	210	189	247	156	140	139	144	131	125	-
Operations	258	265	279	278	278	284	273	285	309	310	317	-
Photographic	12	9	9	9	9	9	9	9	7	7	8	-
Supply	294	309	321	329	257	341	345	320	337	337	331	-
Other.	779	718	553	541	539	557	556	528	537	530	512	-

TABLE 58.-- COMMAND STRENGTH OF OFFICER PERSONNEL, BY FUNCTIONAL FIELD, (BASED ON PRIMARY MILITARY OCCUPATIONAL SPECIALTY), BY COMMAND, CONTINENTAL US AND OVERSEAS, BY MONTH: JAN THROUGH DEC, 1948. Continued

	Jan	Feb	Mar	Apr	May	Jun	Jul	Aug	Sep	Oct	Nov	Dec
Military Functional Field	Continental (Contd)											
	Continental Air Command Permanent Party <u>e/</u>											
<u>Officers - Total</u>	-	-	-	-	-	-	-	-	-	-	-	8,233
Pilot	-	-	-	-	-	-	-	-	-	-	-	2,742
Other Rated	-	-	-	-	-	-	-	-	-	-	-	231
Administrative	-	-	-	-	-	-	-	-	-	-	-	1,475
Armament & Ordnance	-	-	-	-	-	-	-	-	-	-	-	137
Communication	-	-	-	-	-	-	-	-	-	-	-	343
Engineering	-	-	-	-	-	-	-	-	-	-	-	652
Intelligence	-	-	-	-	-	-	-	-	-	-	-	133
Medical	-	-	-	-	-	-	-	-	-	-	-	324
Operations	-	-	-	-	-	-	-	-	-	-	-	494
Photographic	-	-	-	-	-	-	-	-	-	-	-	37
Supply	-	-	-	-	-	-	-	-	-	-	-	637
Other	-	-	-	-	-	-	-	-	-	-	-	1,028
	Military Air Transport Service Permanent Party											
<u>Officers - Total</u>	<u>4,450</u>	<u>4,456</u>	<u>4,376</u>	<u>4,602</u>	<u>4,592</u>	<u>4,563</u>	<u>4,707</u>	<u>4,596</u>	<u>4,698</u>	<u>4,863</u>	<u>5,209</u>	<u>5,160</u>
Pilot	1,258	1,314	1,392	1,443	1,461	1,426	1,504	1,371	1,223	1,489	1,767	1,677
Other Rated	313	299	326	300	277	255	271	280	264	237	257	245
Administrative	527	503	508	513	505	543	542	464	606	512	526	529
Armament & Ordnance	34	32	34	35	32	30	34	36	31	33	33	32
Communication	439	441	438	441	450	456	453	453	446	441	446	463
Engineering	172	173	178	190	184	179	186	192	178	194	214	221
Intelligence	69	65	65	64	60	39	41	35	30	28	38	41
Medical	142	143	143	138	124	119	118	111	110	111	110	110
Operations	603	591	580	573	565	590	580	590	610	618	608	624
Photographic	5	6	5	4	5	7	7	6	8	8	7	7
Supply	169	171	170	158	169	162	161	168	160	170	180	190
Other	719	718	737	743	760	757	810	890	1,032	1,022	1,023	1,021
	Air Proving Ground Permanent Party											
<u>Officers - Total</u>	<u>e/-</u>	<u>e/-</u>	<u>e/-</u>	<u>e/-</u>	<u>e/-</u>	<u>616</u>	<u>584</u>	<u>557</u>	<u>560</u>	<u>558</u>	<u>558</u>	<u>568</u>
Pilots	-	-	-	-	-	158	153	153	159	157	163	161
Other Rated	-	-	-	-	-	41	41	41	40	35	35	34
Administrative	-	-	-	-	-	100	96	93	89	88	86	89
Armament & Ordnance	-	-	-	-	-	26	24	23	23	22	19	19
Communication	-	-	-	-	-	27	25	23	23	25	24	26
Engineering	-	-	-	-	-	83	64	57	54	56	62	64
Intelligence	-	-	-	-	-	7	6	7	6	7	8	8
Medical	-	-	-	-	-	37	35	33	36	35	36	35
Operations	-	-	-	-	-	21	25	20	20	19	18	18
Photographic	-	-	-	-	-	8	6	7	8	7	7	8
Supply	-	-	-	-	-	43	37	35	36	36	35	39
Other	-	-	-	-	-	65	70	65	66	71	65	67
	Air Materiel Command Permanent Party											
<u>Officers - Total</u>	<u>4,004</u>	<u>3,936</u>	<u>3,932</u>	<u>3,731</u>	<u>3,656</u>	<u>3,038</u>	<u>3,094</u>	<u>3,156</u>	<u>3,045</u>	<u>3,058</u>	<u>3,044</u>	<u>3,055</u>
Pilots	760	739	718	685	656	493	501	518	528	547	558	546
Other Rated	122	117	121	118	102	45	40	56	44	52	50	48
Administrative	630	599	607	574	572	499	511	510	498	472	491	480
Armament & Ordnance	122	121	119	116	109	74	81	76	60	62	63	62
Communication	145	148	144	151	149	121	120	123	114	108	105	100
Engineering	736	751	767	710	708	648	669	695	671	685	697	725
Intelligence	80	83	86	88	84	58	65	63	67	86	65	67
Medical	241	237	233	219	203	143	142	143	131	130	134	124
Operations	122	125	117	105	102	80	72	88	89	85	83	78
Photographic	44	41	43	45	44	36	34	35	36	39	39	40
Supply	518	513	505	467	489	461	473	465	445	438	412	417
Other	484	462	472	453	438	380	386	384	362	354	347	368

TABLE 58.-- COMMAND STRENGTH OF OFFICER PERSONNEL, BY FUNCTIONAL FIELD, (BASED ON PRIMARY MILITARY OCCUPATIONAL SPECIALTY), BY COMMAND, CONTINENTAL US AND OVERSEAS, BY MONTH: JAN THROUGH DEC, 1948. Continued

	Jan	Feb	Mar	Apr	May	Jun	Jul	Aug	Sep	Oct	Nov	Dec
Military Functional Field	Continental (Contd)											
	Air Training Command Permanent Party											
<u>Officers - Total</u> . . .	<u>5,468</u>	<u>5,420</u>	<u>5,325</u>	<u>5,341</u>	<u>5,368</u>	<u>5,481</u>	<u>5,673</u>	<u>5,832</u>	<u>6,260</u>	<u>6,387</u>	<u>6,444</u>	<u>6,547</u>
Pilots	1,086	1,136	1,203	1,205	1,272	1,338	1,419	1,466	1,654	1,700	1,744	1,754
Other Rated	202	198	179	168	174	206	209	229	224	239	226	224
Administrative	1,190	1,166	1,111	1,086	1,083	1,135	1,123	1,143	1,280	1,320	1,342	1,398
Armament & Ordnance	97	94	89	91	90	89	90	96	105	108	110	109
Communication	187	193	196	199	201	206	219	230	232	239	238	249
Engineering	567	572	555	583	562	552	551	547	561	574	588	571
Intelligence	93	91	93	94	99	77	76	88	95	104	106	111
Medical	570	557	519	481	448	427	413	386	392	410	418	410
Operations	81	77	80	77	69	79	76	68	83	83	84	89
Photographic	25	28	29	28	28	26	27	26	26	27	27	28
Supply	386	376	364	381	391	385	383	402	452	455	468	490
Other	984	932	907	948	951	961	1,087	1,151	1,156	1,134	1,093	1,114
	Air University Permanent Party											
<u>Officers - Total</u> . . .	<u>1,122</u>	<u>1,127</u>	<u>1,109</u>	<u>1,108</u>	<u>1,094</u>	<u>1,104</u>	<u>1,096</u>	<u>1,068</u>	<u>1,074</u>	<u>1,072</u>	<u>1,062</u>	<u>1,090</u>
Pilot	92	104	111	114	107	116	123	129	109	117	109	114
Other Rated	16	19	18	16	12	12	10	10	8	4	3	3
Administrative	243	254	256	257	256	279	259	250	249	237	241	250
Armament & Ordnance	14	15	14	13	13	15	14	14	10	9	10	9
Communication	51	55	56	52	47	45	43	44	44	47	48	52
Engineering	82	89	92	92	90	85	83	74	74	75	73	69
Intelligence	50	50	49	52	49	30	33	31	31	30	30	31
Medical	135	129	118	112	113	100	92	90	86	91	91	86
Operations	130	138	138	142	143	158	154	153	156	156	159	162
Photographic	6	6	6	6	5	5	5	4	4	3	4	4
Supply	78	74	50	72	75	75	75	75	71	69	76	83
Other	225	194	201	180	184	184	205	194	232	234	218	227
	Headquarters Command Permanent Party											
<u>Officers - Total</u> . . .	<u>1,680</u>	<u>1,663</u>	<u>676</u>	<u>666</u>	<u>657</u>	<u>690</u>	<u>644</u>	<u>779</u>	<u>807</u>	<u>1,013</u>	<u>1,081</u>	<u>1,109</u>
Pilot	248	241	245	247	237	232	244	282	304	345	354	356
Other Rated	6	5	8	10	10	11	10	20	25	29	34	46
Administrative	67	69	66	75	78	91	76	93	95	120	138	154
Armament & Ordnance	4	3	2	2	2	3	3	11	12	15	19	16
Communication	13	14	15	15	13	12	12	38	30	46	55	67
Engineering	40	42	41	42	43	47	42	71	58	82	95	99
Intelligence	100	114	117	113	112	113	81	12	12	12	14	17
Medical	58	56	52	49	46	43	42	40	42	41	43	44
Operations	10	9	10	11	14	13	11	19	21	35	52	51
Photographic	-	-	-	-	-	-	-	1	-	-	-	-
Supply	28	27	29	31	30	35	32	37	40	51	50	51
Other	106	83	91	71	72	90	91	155	168	237	227	208
	United States Air Force Security Service Permanent Party											
<u>Officers - Total</u> . . .	-	-	-	-	-	-	-	-	-	2	7	31
Pilot	-	-	-	-	-	-	-	-	-	1	3	6
Other Rated	-	-	-	-	-	-	-	-	-	-	-	-
Administrative	-	-	-	-	-	-	-	-	-	1	1	1
Armament & Ordnance	-	-	-	-	-	-	-	-	-	-	-	-
Communication	-	-	-	-	-	-	-	-	-	-	1	4
Engineering	-	-	-	-	-	-	-	-	-	1	1	2
Intelligence	-	-	-	-	-	-	-	-	-	-	1	5
Medical	-	-	-	-	-	-	-	-	-	-	-	-
Operations	-	-	-	-	-	-	-	-	-	-	-	2
Photographic	-	-	-	-	-	-	-	-	-	-	-	-
Supply	-	-	-	-	-	-	-	-	-	-	-	2
Other	-	-	-	-	-	-	-	-	-	-	-	9

TABLE 58.-- COMMAND STRENGTH OF OFFICER PERSONNEL, BY FUNCTIONAL FIELD, (BASED ON PRIMARY MILITARY OCCUPATIONAL SPECIALTY), BY COMMAND, CONTINENTAL US AND OVERSEAS, BY MONTH: JAN THROUGH DEC, 1948, Continued

	Jan	Feb	Mar	Apr	May	Jun	Jul	Aug	Sep	Oct	Nov	Dec
Military Functional Field	Continental (Contd)											
	Pipeline											
<u>Officers - Total</u>	<u>4,873</u>	<u>4,839</u>	<u>4,622</u>	<u>4,771</u>	<u>4,902</u>	<u>5,080</u>	<u>4,970</u>	<u>5,202</u>	<u>5,020</u>	<u>5,403</u>	<u>5,088</u>	<u>5,233</u>
Pilot.	929	1,003	903	981	1,143	1,163	990	980	997	1,186	1,007	1,032
Other Rated.	532	516	519	573	578	602	620	629	670	713	668	620
Administrative	584	588	567	587	669	608	613	662	678	686	676	691
Armament & Ordnance.	55	48	41	48	58	47	42	44	42	41	42	50
Communication.	181	180	170	158	157	170	193	181	173	193	195	246
Engineering.	286	302	315	275	305	303	315	304	341	357	333	354
Intelligence	79	64	55	75	81	90	80	67	77	96	103	105
Medical.	63	37	25	50	32	28	7	5	15	30	29	51
Operations	328	320	317	330	345	234	222	224	254	262	281	286
Photographic	25	27	25	18	20	23	21	21	22	23	24	25
Supply	168	171	170	159	180	165	198	191	191	205	195	220
Other.	1,643	1,583	1,515	1,517	1,334	1,647	1,669	1,894	1,560	1,611	1,535	1,553
	Overseas											
	Far East Air Force Permanent Party and Pipeline											
<u>Officers - Total</u>	<u>4,867</u>	<u>4,909</u>	<u>4,742</u>	<u>4,751</u>	<u>4,774</u>	<u>4,976</u>	<u>4,921</u>	<u>5,108</u>	<u>5,325</u>	<u>5,425</u>	<u>5,556</u>	<u>5,642</u>
Pilot.	1,716	1,822	1,809	1,818	1,846	1,994	1,981	2,066	2,157	2,224	2,264	2,316
Other Rated.	521	523	519	526	491	523	503	504	520	532	567	556
Administrative	589	583	545	536	517	533	529	546	552	581	587	571
Armament & Ordnance.	100	113	111	113	113	120	110	114	117	121	130	132
Communication.	203	207	187	192	204	212	209	226	227	219	219	226
Engineering.	394	409	379	400	402	392	385	420	436	446	473	486
Intelligence	74	70	71	71	80	66	70	86	96	109	119	115
Medical.	110	165	156	134	118	122	70	118	109	115	116	136
Operations	147	149	139	144	153	159	157	159	172	181	187	183
Photographic	32	32	33	33	35	33	32	35	39	37	33	40
Supply	424	312	308	314	319	342	325	339	345	348	360	367
Other.	557	524	485	470	496	480	550	495	555	512	501	514
	United States Air Forces, Europe Permanent Party and Pipeline											
<u>Officers - Total</u>	<u>2,475</u>	<u>2,478</u>	<u>2,452</u>	<u>2,414</u>	<u>2,443</u>	<u>2,256</u>	<u>2,298</u>	<u>2,427</u>	<u>2,720</u>	<u>2,851</u>	<u>3,030</u>	<u>3,402</u>
Pilot.	241	246	228	230	245	218	252	306	424	462	619	834
Other Rated.	34	30	36	38	42	38	38	38	40	47	72	91
Administrative	631	632	626	616	618	568	570	576	591	603	613	641
Armament & Ordnance.	87	88	87	88	86	80	77	103	98	103	93	99
Communication.	120	123	124	125	128	126	131	136	142	147	154	170
Engineering.	310	305	309	303	310	280	282	293	311	321	327	343
Intelligence	125	124	121	120	121	102	106	111	119	124	122	127
Medical.	62	65	63	56	56	47	54	47	48	51	53	55
Operations	110	107	101	116	106	105	97	110	115	124	122	127
Photographic	12	13	13	13	13	13	12	8	11	10	10	11
Supply	283	285	282	265	272	254	262	272	300	316	303	329
Other.	460	460	462	444	446	425	417	427	451	473	477	512
	Military Air Transport Service Permanent Party and Pipeline											
<u>Officers - Total</u>	<u>2,537</u>	<u>2,580</u>	<u>2,669</u>	<u>2,697</u>	<u>2,726</u>	<u>2,744</u>	<u>2,808</u>	<u>2,724</u>	<u>2,783</u>	<u>2,801</u>	<u>2,814</u>	<u>2,832</u>
Pilot.	487	508	544	561	570	594	643	536	512	505	487	500
Other Rated.	118	125	141	147	154	135	167	167	172	171	161	157
Administrative	327	326	327	319	327	351	349	339	357	336	348	328
Armament & Ordnance.	23	21	20	22	21	19	19	16	13	16	17	22
Communication.	371	375	385	393	404	404	395	393	391	414	393	390
Engineering.	142	145	150	152	150	154	147	139	140	140	142	128
Intelligence	44	46	49	49	51	39	39	38	36	32	34	32
Medical.	111	107	112	105	101	102	98	101	92	92	95	98
Operations	261	249	261	259	256	241	236	220	231	237	231	271
Photographic	3	3	3	3	3	3	3	2	1	1	2	2
Supply	147	148	150	152	152	157	164	150	151	153	159	155
Other.	503	527	527	535	537	545	548	623	687	704	745	749

TABLE 58.-- COMMAND STRENGTH OF OFFICER PERSONNEL, BY FUNCTIONAL FIELD, (BASED ON PRIMARY MILITARY OCCUPATIONAL SPECIALTY), BY COMMAND, CONTINENTAL US AND OVERSEAS, BY MONTH: JAN THROUGH DEC. 1948. Continued

	Jan	Feb	Mar	Apr	May	Jun	Jul	Aug	Sep	Oct	Nov	Dec
Military Functional Field	Overseas (Contd.)											
	Alaskan Air Command Permanent Party and Pipeline											
<u>Officers - Total</u>	<u>847</u>	<u>1,043</u>	<u>1,216</u>	<u>1,334</u>	<u>1,500</u>	<u>1,459</u>	<u>1,441</u>	<u>1,429</u>	<u>1,388</u>	<u>1,370</u>	<u>1,338</u>	<u>1,333</u>
Pilots	246	282	304	306	312	309	300	292	282	272	280	267
Other Rated	74	90	98	102	109	110	115	119	104	102	102	97
Administrative	107	141	180	198	213	218	212	215	216	209	204	192
Armament & Ordnance	18	25	25	31	35	32	33	33	33	34	36	38
Communication	31	45	54	54	54	63	58	58	59	59	58	63
Engineering	133	134	158	164	208	202	210	205	198	193	200	195
Intelligence	12	20	24	27	31	20	20	23	22	30	23	23
Medical	29	38	44	42	79	75	59	59	62	67	65	60
Operations	35	37	42	45	41	40	40	38	34	32	33	40
Photographic	8	7	7	7	7	5	5	7	5	5	5	4
Supply	55	85	95	129	143	140	146	136	136	136	137	158
Other	99	139	185	229	268	251	243	244	237	231	195	196
	Caribbean Air Command Permanent Party and Pipeline											
<u>Officers - Total</u>	<u>1,129</u>	<u>1,217</u>	<u>1,243</u>	<u>1,308</u>	<u>1,380</u>	<u>1,350</u>	<u>1,332</u>	<u>1,235</u>	<u>1,252</u>	<u>1,196</u>	<u>1,152</u>	<u>1,075</u>
Pilots	275	303	321	357	373	346	355	293	282	253	244	222
Other Rated	58	61	66	69	68	67	66	71	71	74	70	66
Administrative	186	199	151	200	206	215	200	220	198	192	184	166
Armament & Ordnance	27	27	27	30	30	29	27	21	23	22	19	15
Communication	45	49	53	52	54	46	50	49	51	42	40	36
Engineering	115	121	127	131	142	132	138	127	137	136	134	134
Intelligence	30	37	38	37	38	29	28	30	37	39	38	37
Medical	80	79	76	70	75	65	56	55	46	48	38	48
Operations	51	54	54	54	68	80	70	70	70	62	57	55
Photographic	7	7	7	10	11	11	11	10	10	11	10	9
Supply	94	98	98	108	117	112	122	96	115	116	113	99
Other	161	182	185	190	198	218	209	193	212	201	205	188
	Pacific Air Command Permanent Party and Pipeline											
<u>Officers - Total</u>	<u>578</u>	<u>589</u>	<u>599</u>	<u>625</u>	<u>606</u>	<u>606</u>	<u>617</u>	<u>597</u>	<u>582</u>	<u>570</u>	<u>553</u>	<u>551</u>
Pilots	124	125	138	139	137	161	160	146	148	144	138	135
Other Rated	9	13	18	20	17	25	23	8	10	8	9	9
Administrative	103	109	110	112	114	114	114	124	120	114	105	103
Armament & Ordnance	13	12	12	14	13	13	13	11	10	11	11	12
Communication	21	17	23	24	25	22	24	23	23	21	21	20
Engineering	54	56	53	63	64	61	62	63	61	62	62	59
Intelligence	9	13	11	17	15	10	10	11	11	11	11	11
Medical	33	33	31	31	25	25	28	25	21	21	21	21
Operations	34	35	34	34	32	26	24	25	23	23	22	22
Photographic	2	2	2	2	2	2	2	2	2	3	3	3
Supply	49	48	46	52	52	44	45	51	52	50	50	59
Other	127	126	121	117	110	103	112	108	101	102	100	97
	Air Materiel Command Permanent Party and Pipeline											
<u>Officers - Total</u>	-	-	-	-	-	-	-	-	-	-	106	128
Pilot	-	-	-	-	-	-	-	-	-	-	8	14
Other Rated	-	-	-	-	-	-	-	-	-	-	9	1
Administrative	-	-	-	-	-	-	-	-	-	-	9	13
Armament & Ordnance	-	-	-	-	-	-	-	-	-	-	15	17
Communication	-	-	-	-	-	-	-	-	-	-	6	8
Engineering	-	-	-	-	-	-	-	-	-	-	15	16
Intelligence	-	-	-	-	-	-	-	-	-	-	3	3
Medical	-	-	-	-	-	-	-	-	-	-	3	3
Operations	-	-	-	-	-	-	-	-	-	-	3	2
Photographic	-	-	-	-	-	-	-	-	-	-	-	-
Supply	-	-	-	-	-	-	-	-	-	-	15	28
Other	-	-	-	-	-	-	-	-	-	-	20	23

a/ Combined with Air Defense Command, thus forming Continental Air Command.

b/ Combined with Tactical Air Command, thus forming Continental Air Command.

c/ Formerly Air Defense Command and Tactical Air Command.

d/ Formerly Air Transport Command.

e/ Formerly part of Air Materiel Command.

f/ Formerly Bolling Field Command.

TABLE 59.-- COMMAND STRENGTH OF ENLISTED PERSONNEL, BY FUNCTIONAL FIELD (BASED ON PRIMARY MILITARY OCCUPATIONAL SPECIALTY), CONTINENTAL US AND OVERSEAS, BY MONTH:
JAN THROUGH DEC, 1948

Military Functional Field	Jan	Feb	Mar	Apr	May	Jun	Jul	Aug	Sep	Oct	Nov	Dec
Worldwide												
<u>Enlisted - Total</u>	<u>305,578</u>	<u>317,102</u>	<u>320,108</u>	<u>326,675</u>	<u>335,627</u>	<u>338,773</u>	<u>350,189</u>	<u>351,229</u>	<u>355,411</u>	<u>358,042</u>	<u>357,198</u>	<u>358,364</u>
Airplane Maintenance	42,018	43,298	44,165	44,948	45,498	45,477	46,618	46,481	46,912	46,799	46,718	47,173
Flight	12,379	12,336	12,843	13,147	13,480	13,306	13,519	13,564	13,393	12,688	13,163	13,171
Armament & Antiaircraft	7,086	7,279	7,251	7,249	7,199	7,311	7,396	7,294	7,154	7,113	7,158	6,569
Communication	18,814	18,939	19,418	19,956	20,591	20,438	20,675	20,812	20,797	21,117	21,122	21,238
Radar	5,477	5,711	5,957	5,988	6,293	6,327	6,452	6,529	6,538	6,519	6,653	6,598
Medical	7,834	8,232	8,284	8,007	8,322	8,531	8,523	8,494	8,474	8,344	8,238	7,990
Supply	18,174	18,586	19,514	20,048	20,405	20,839	21,308	21,682	21,544	21,672	21,707	22,270
Utility & Construction	13,715	14,295	14,185	15,065	15,822	16,009	16,416	16,937	17,409	17,088	17,982	18,480
Automotive Mechanic & Technician	13,309	13,756	13,734	14,142	14,309	14,296	14,613	15,406	14,567	14,577	14,682	14,608
Administrative	44,429	45,617	46,391	47,413	49,130	49,108	50,149	49,378	50,359	51,748	50,999	51,649
Miscellaneous	21,339	22,587	23,080	25,125	25,895	35,135	36,967	32,873	33,443	34,641	33,251	28,391
Duty	63,220	66,390	66,088	64,956	65,983	66,612	71,895	76,921	79,880	80,902	81,483	86,229
Other	37,784	40,076	39,198	40,631	42,706	35,384	35,653	34,858	34,944	34,834	34,042	33,998
Continental												
<u>Enlisted - Total</u>	<u>217,484</u>	<u>228,054</u>	<u>230,254</u>	<u>234,651</u>	<u>237,111</u>	<u>233,330</u>	<u>236,971</u>	<u>237,967</u>	<u>239,690</u>	<u>241,368</u>	<u>242,039</u>	<u>244,992</u>
Airplane Maintenance	31,572	32,728	33,374	33,696	33,599	32,734	32,608	32,371	32,242	31,898	31,726	32,168
Flight	8,594	8,936	9,124	9,358	9,587	9,138	9,077	9,248	9,110	8,433	8,929	8,947
Armament & Antiaircraft	4,461	4,567	4,578	4,577	4,338	4,260	4,330	4,253	4,070	3,940	4,102	3,640
Communication	10,056	10,072	10,335	10,755	10,621	10,134	10,135	10,378	10,431	10,798	11,177	11,420
Radar	3,440	3,590	3,766	3,750	3,837	3,811	3,885	4,070	4,612	4,029	4,142	4,121
Medical	6,276	6,279	6,554	6,091	6,039	5,938	5,551	5,512	5,443	5,332	5,389	5,250
Supply	11,523	12,053	12,621	13,184	13,610	13,511	13,725	14,129	13,684	13,556	13,576	14,069
Utility & Construction	8,172	8,729	8,500	8,997	9,304	9,218	8,906	9,263	9,507	9,099	9,939	10,549
Automotive Mechanic & Technician	7,696	8,012	7,951	7,952	7,936	7,702	7,523	8,522	7,402	7,451	7,447	7,782
Administrative	30,317	31,314	31,991	33,015	33,840	33,467	34,042	35,434	33,911	35,533	34,358	34,881
Miscellaneous	15,694	17,390	17,898	19,628	19,819	28,089	28,997	24,021	25,347	26,720	25,432	21,048
Duty	53,793	56,306	56,783	55,172	54,900	53,530	56,510	61,733	61,014	61,873	65,981	71,066
Other	25,890	28,078	26,779	28,476	29,681	21,797	21,502	21,026	20,457	20,234	19,941	20,051

TABLE 59.-- COMMAND STRENGTH OF ENLISTED PERSONNEL, BY FUNCTIONAL FIELD (BASED ON PRIMARY MILITARY OCCUPATIONAL SPECIALTY), CONTINENTAL US AND OVERSEAS, BY MONTH:
 JAN THROUGH DEC, 1948, Continued

Military Functional Field	Jan	Feb	Mar	Apr	May	Jun	Jul	Aug	Sep	Oct	Nov	Dec
	Overseas											
<u>Enlisted - Total</u>	<u>88,094</u>	<u>89,048</u>	<u>89,854</u>	<u>92,024</u>	<u>98,516</u>	<u>105,443</u>	<u>113,218</u>	<u>113,262</u>	<u>115,724</u>	<u>116,674</u>	<u>115,159</u>	<u>113,372</u>
Airplane Maintenance	10,446	10,570	10,791	11,252	11,899	12,743	14,010	14,110	14,670	14,901	14,992	15,005
Flight	3,785	3,400	3,719	3,789	3,893	4,168	4,442	4,316	4,283	4,255	4,234	4,224
Armament & Antiaircraft	2,625	2,712	2,673	2,672	2,861	3,051	3,066	3,041	3,084	3,173	3,056	2,929
Communication	8,758	8,867	9,083	9,201	9,970	10,303	10,540	10,434	10,366	10,319	9,945	9,818
Radar	2,037	2,121	2,191	2,238	2,456	2,516	2,566	2,489	2,526	2,490	2,511	2,477
Medical	1,558	1,953	1,730	1,916	2,283	2,593	2,862	2,982	3,031	2,952	2,849	2,740
Supply	6,651	6,533	6,893	6,864	6,795	7,328	7,563	7,553	7,860	8,114	8,131	8,201
Utility & Construction	5,543	5,566	5,685	6,068	6,518	6,791	7,510	7,674	7,902	8,079	8,043	7,931
Automotive Mechanic & Technician	5,613	5,744	5,783	6,190	6,373	6,594	7,015	6,884	7,099	7,116	7,235	6,826
Administrative	14,112	14,303	14,400	14,398	15,290	15,641	16,063	15,944	16,448	16,745	16,641	16,768
Miscellaneous	5,645	5,197	5,182	5,497	6,076	7,046	8,040	8,852	8,096	7,921	7,919	7,343
Duty	9,427	10,084	9,305	9,784	11,083	13,082	15,385	15,151	15,866	16,029	15,502	15,163
Other	11,894	11,998	12,419	12,155	13,019	13,567	14,156	13,832	14,493	14,580	14,101	13,927
	Pipeline											
<u>Enlisted - Total</u>	<u>44,100</u>	<u>48,435</u>	<u>47,022</u>	<u>52,292</u>	<u>56,246</u>	<u>54,072</u>	<u>57,740</u>	<u>57,120</u>	<u>62,803</u>	<u>60,841</u>	<u>56,694</u>	<u>57,026</u>
Airplane Maintenance	1,462	1,761	1,955	2,446	2,330	1,953	1,955	1,768	1,931	1,816	1,606	1,893
Flight	424	506	526	889	874	505	616	450	539	486	483	485
Armament & Antiaircraft	319	394	380	596	636	430	442	330	360	330	283	300
Communication	802	807	741	1,202	1,176	832	769	687	872	953	1,057	1,180
Radar	140	136	247	305	247	134	96	129	153	132	175	157
Medical	637	645	794	735	618	613	458	244	242	222	283	312
Supply	455	494	650	923	1,076	783	724	709	836	791	920	1,166
Utility & Construction	1,062	1,191	528	779	1,170	1,127	804	603	591	788	680	867
Automotive Mechanic & Technician	705	789	571	844	991	843	751	685	713	764	658	890
Administrative	1,148	1,190	1,578	1,739	1,999	1,466	1,384	1,193	1,453	1,500	1,644	1,870
Miscellaneous	2,641	3,270	3,436	4,838	5,273	14,149	15,258	10,542	12,047	12,608	12,275	7,992
Duty	28,111	29,584	29,969	29,827	30,882	29,613	32,928	38,528	41,826	39,142	35,300	38,300
Other	6,194	7,668	5,647	7,169	8,974	1,624	1,555	1,252	1,240	1,309	1,330	1,614

TABLE 60.-- COMMAND STRENGTH OF ENLISTED PERSONNEL, BY FUNCTIONAL FIELD (BASED ON PRIMARY MILITARY OCCUPATIONAL SPECIALTY), BY COMMAND, IN CONTINENTAL US, BY MONTH:
 JAN THROUGH DEC, 1948

Military Functional Field	Chief of Staff Permanent Party											
	Jan	Feb	Mar	Apr	May	Jun	Jul	Aug	Sep	Oct	Nov	Dec
<u>Enlisted - Total</u>	<u>189</u>	<u>261</u>	<u>272</u>	<u>327</u>	<u>320</u>	<u>334</u>	<u>369</u>	<u>1,224</u>	<u>904</u>	<u>939</u>	<u>920</u>	<u>963</u>
Airplane Maintenance	59	62	61	62	60	66	66	76	70	74	87	89
Flight	39	40	39	40	40	43	42	44	43	41	37	39
Armament & Antiaircraft	-	-	-	-	-	1	1	3	1	1	-	-
Communication	3	5	7	12	12	14	14	19	14	14	10	11
Radar	-	1	2	2	3	4	5	4	4	4	2	2
Medical	-	-	-	-	-	-	1	1	1	1	-	-
Supply	8	9	8	9	10	13	14	18	15	19	14	13
Utility & Construction	7	5	7	9	9	11	12	10	11	14	10	11
Automotive Mechanic & Technician	1	1	1	1	1	4	4	6	5	5	1	1
Administrative	52	108	109	127	124	133	159	649	682	708	710	743
Miscellaneous	1	8	12	23	22	5	4	19	5	4	3	2
Duty	8	9	10	13	13	9	19	343	25	25	22	27
Other	11	13	16	29	26	31	28	33	28	29	24	25

Military Functional Field	Strategic Air Command Permanent Party											
	Jan	Feb	Mar	Apr	May	Jun	Jul	Aug	Sep	Oct	Nov	Dec
<u>Enlisted - Total</u>	<u>41,980</u>	<u>44,237</u>	<u>45,556</u>	<u>44,347</u>	<u>42,882</u>	<u>41,193</u>	<u>40,794</u>	<u>41,158</u>	<u>40,390</u>	<u>40,610</u>	<u>43,574</u>	<u>39,497</u>
Airplane Maintenance	6,896	7,179	7,439	7,533	7,665	7,554	7,674	7,801	7,941	7,924	7,950	7,098
Flight	2,928	3,083	3,285	3,234	3,416	3,363	3,361	3,412	3,431	2,897	3,509	3,503
Armament & Antiaircraft	1,900	1,836	1,861	1,730	1,576	1,576	1,594	1,651	1,629	1,598	1,636	1,495
Communication	1,965	2,043	2,079	2,032	1,896	1,802	1,730	1,848	1,856	1,915	1,975	1,805
Radar	933	981	1,003	963	956	966	982	975	990	986	1,011	973
Medical	1,069	1,102	1,081	946	940	886	872	904	853	827	908	788
Supply	2,614	2,787	2,925	3,064	3,140	3,132	3,205	3,309	3,193	3,113	3,186	2,930
Utility & Construction	1,741	1,978	2,039	2,044	1,998	1,971	2,054	2,286	2,349	1,640	2,462	2,383
Automotive Mechanic & Technician	1,908	1,960	1,962	1,793	1,769	1,644	1,652	1,682	1,707	1,660	1,771	1,576
Administrative	5,062	5,308	5,516	5,690	5,712	5,695	5,771	5,835	5,605	6,336	5,696	5,144
Miscellaneous	3,086	3,168	3,242	3,264	3,216	2,959	2,852	2,821	2,593	3,111	2,590	2,298
Duty	7,315	8,097	8,362	7,322	6,080	5,399	4,931	4,543	4,316	4,724	7,008	5,919
Other	4,563	4,715	4,762	4,732	4,518	4,246	4,116	4,091	3,927	3,879	3,872	3,585

TABLE 60.-- COMMAND STRENGTH OF ENLISTED PERSONNEL, BY FUNCTIONAL FIELD (BASED ON PRIMARY MILITARY OCCUPATIONAL SPECIALTY), BY COMMAND, IN CONTINENTAL US, BY MONTH:
 JAN THROUGH DEC, 1948-Continued

Military Functional Field	Tactical Air Command Permanent Party											
	Jan	Feb	Mar	Apr	May	Jun	Jul	Aug	Sep	Oct	Nov	Dec
<u>Enlisted - Total</u>	<u>26,432</u>	<u>27,718</u>	<u>27,745</u>	<u>27,318</u>	<u>26,240</u>	<u>26,041</u>	<u>25,837</u>	<u>25,745</u>	<u>23,938</u>	<u>23,606</u>	<u>21,984</u>	a/ -
Airplane Maintenance	4,310	4,506	4,663	4,721	4,615	4,469	4,329	4,163	4,237	4,237	3,989	-
Flight	932	954	932	875	882	865	808	978	783	800	640	-
Armament & Antiaircraft	623	662	639	630	536	564	596	618	552	528	485	-
Communication	1,616	1,638	1,663	1,593	1,534	1,351	1,377	1,433	1,369	1,396	1,490	-
Radar	335	333	333	310	335	365	370	397	388	394	405	-
Medical	905	858	812	712	649	705	668	709	693	690	634	-
Supply	1,740	1,866	1,925	1,968	2,019	2,036	2,023	2,030	1,810	1,791	1,614	-
Utility & Construction	1,316	1,379	1,391	1,457	1,378	1,320	1,231	1,318	1,348	1,331	1,266	-
Automotive Mechanic & Technician	1,201	1,235	1,231	1,124	999	959	978	1,000	938	899	874	-
Administrative	3,831	4,032	4,105	4,298	4,338	4,351	4,273	4,224	3,923	3,845	3,595	-
Miscellaneous	2,207	2,341	2,434	2,442	2,189	2,111	2,079	2,054	1,823	1,714	1,516	-
Duty	4,374	4,761	4,520	4,128	3,832	4,043	4,235	3,909	3,425	3,448	3,184	-
Other	3,072	3,153	3,097	3,060	2,934	2,902	2,870	2,912	2,649	2,533	2,292	-

a/ Combined with Air Defense Command forming Continental Air Command.

Military Functional Field	Air Defense Command Permanent Party											
	Jan	Feb	Mar	Apr	May	Jun	Jul	Aug	Sep	Oct	Nov	Dec
<u>Enlisted - Total</u>	<u>22,125</u>	<u>22,441</u>	<u>22,062</u>	<u>21,453</u>	<u>21,088</u>	<u>20,974</u>	<u>21,046</u>	<u>21,439</u>	<u>21,594</u>	<u>23,224</u>	<u>25,114</u>	a/ -
Airplane Maintenance	4,739	4,795	4,649	4,368	4,119	3,861	3,633	3,659	3,676	3,669	3,869	-
Flight	833	834	800	696	669	584	511	470	478	467	496	-
Armament & Ordnance	388	390	388	362	336	328	323	311	306	309	288	-
Communication	1,022	1,047	1,023	966	982	1,083	1,159	1,283	1,302	1,499	1,735	-
Radar	150	172	173	196	308	358	387	461	478	507	599	-
Medical	664	570	685	676	662	580	541	565	538	547	557	-
Supply	1,624	1,662	1,661	1,623	1,623	1,609	1,601	1,568	1,560	1,532	1,593	-
Utility & Construction	667	678	703	714	737	795	735	769	816	866	987	-
Automotive Mechanic & Technician	838	853	824	725	691	687	661	1,115	717	733	812	-
Administrative	5,102	5,320	5,160	5,239	5,319	5,113	5,386	5,024	5,202	5,447	5,649	-
Miscellaneous	1,657	1,712	1,657	1,762	1,731	1,674	1,562	1,672	1,555	1,581	1,502	-
Duty	2,261	2,235	2,112	2,177	2,090	2,516	2,940	2,953	3,341	4,435	5,342	-
Other	2,162	2,173	2,227	1,949	1,821	1,786	1,637	1,589	1,625	1,632	1,685	-

a/ Combined with Tactical Air Command forming Continental Air Command.

TABLE 60.-- COMMAND STRENGTH OF ENLISTED PERSONNEL, BY FUNCTIONAL FIELD (BASED ON PRIMARY MILITARY OCCUPATIONAL SPECIALTY), BY COMMAND, IN CONTINENTAL US, BY MONTH:
JAN THROUGH DEC, 1948. Continued

Military Functional Field	Continental Air Command Permanent Party ^{a/}												
	Jan	Feb	Mar	Apr	May	Jun	Jul	Aug	Sep	Oct	Nov	Dec	
Enlisted - Total	-	-	-	-	-	-	-	-	-	-	-	-	52,006
Airplane Maintenance	-	-	-	-	-	-	-	-	-	-	-	-	8,876
Flight	-	-	-	-	-	-	-	-	-	-	-	-	1,112
Armament & Antiaircraft	-	-	-	-	-	-	-	-	-	-	-	-	714
Communication	-	-	-	-	-	-	-	-	-	-	-	-	3,610
Radar	-	-	-	-	-	-	-	-	-	-	-	-	1,124
Medical	-	-	-	-	-	-	-	-	-	-	-	-	1,248
Supply	-	-	-	-	-	-	-	-	-	-	-	-	3,599
Utility & Construction	-	-	-	-	-	-	-	-	-	-	-	-	2,657
Automotive Mechanic & Technician	-	-	-	-	-	-	-	-	-	-	-	-	1,893
Administrative	-	-	-	-	-	-	-	-	-	-	-	-	10,017
Miscellaneous	-	-	-	-	-	-	-	-	-	-	-	-	3,281
Duty	-	-	-	-	-	-	-	-	-	-	-	-	9,660
Other	-	-	-	-	-	-	-	-	-	-	-	-	4,215

^{a/} Formerly Air Defense Command and Tactical Air Command.

Military Functional Field	Military Air Transport Service Permanent Party											
	Jan	Feb	Mar	Apr	May	Jun	Jul	Aug	Sep	Oct	Nov	Dec
Enlisted - Total	^{a/} 19,810	^{a/} 20,772	^{a/} 21,715	^{a/} 22,353	^{a/} 23,519	23,974	24,050	23,618	22,867	22,188	21,553	20,972
Airplane Maintenance	2,563	2,719	2,760	2,897	3,106	3,124	3,110	3,064	2,876	2,891	2,895	2,854
Flight	1,507	1,572	1,635	1,725	1,739	1,730	1,671	1,697	1,667	1,588	1,623	1,571
Armament & Antiaircraft	49	54	56	59	62	74	80	64	59	52	42	43
Communication	2,450	2,467	2,531	2,548	2,586	2,580	2,579	2,553	2,451	2,386	2,281	2,179
Radar	999	1,101	1,136	1,140	1,143	1,140	1,180	1,197	1,152	1,142	1,069	992
Medical	433	450	495	406	488	489	469	443	429	402	392	377
Supply	844	907	987	1,023	1,084	1,103	1,190	1,213	1,151	1,105	1,059	1,083
Utility & Construction	553	552	615	652	662	668	683	714	701	699	697	740
Automotive Mechanic & Technician	421	476	536	543	523	536	547	556	546	544	508	492
Administrative	3,107	3,233	3,363	3,472	3,620	3,740	3,885	3,799	3,953	3,904	3,809	3,739
Miscellaneous	732	829	951	970	972	926	960	917	869	915	853	904
Duty	2,616	2,551	2,468	2,479	3,137	3,478	3,178	2,829	2,484	2,156	2,074	1,848
Other	3,536	3,862	4,182	4,439	4,397	4,386	4,518	4,572	4,529	4,404	4,251	4,120

^{a/} Formerly Air Transport Command.

TABLE 60.-- COMMAND STRENGTH OF ENLISTED PERSONNEL, BY FUNCTIONAL FIELD (BASED ON PRIMARY MILITARY OCCUPATIONAL SPECIALTY), BY COMMAND, IN CONTINENTAL US, BY MONTH: JAN THROUGH DEC, 1948. Continued

Military Functional Field	Air Training Command Permanent Party											
	Jan	Feb	Mar	Apr	May	Jun	Jul	Aug	Sep	Oct	Nov	Dec
<u>Enlisted - Total</u>	35,419	36,302	37,568	37,587	37,107	37,386	37,504	38,619	40,057	42,636	44,722	46,707
Airplane Maintenance	6,683	6,731	6,749	6,530	6,552	6,469	6,558	6,511	6,410	6,311	6,456	6,506
Flight	546	567	548	577	645	767	830	974	1,005	1,085	1,088	1,138
Armament & Antiaircraft	585	635	661	614	571	646	644	611	600	585	845	577
Communication	1,312	1,173	1,387	1,444	1,474	1,524	1,556	1,622	1,681	1,742	1,742	1,750
Radar	571	573	580	549	557	564	576	592	577	603	627	626
Medical	1,570	1,611	1,625	1,595	1,572	1,588	1,604	1,630	1,694	1,716	1,662	1,609
Supply	2,364	2,438	2,520	2,578	2,621	2,713	2,822	3,042	3,135	3,207	3,226	3,303
Utility & Construction	1,754	1,825	1,998	2,080	2,022	2,048	2,101	2,172	2,219	2,254	2,283	2,277
Automotive Mechanic & Technician	1,301	1,327	1,361	1,399	1,352	1,381	1,385	1,442	1,428	1,468	1,494	1,616
Administrative	6,892	6,913	6,884	7,024	7,132	7,200	7,322	7,314	7,899	7,931	8,055	8,178
Miscellaneous	3,146	3,494	3,709	3,884	3,946	3,855	3,780	3,858	4,161	4,453	4,252	4,238
Duty	5,192	5,497	5,878	5,559	4,980	4,769	4,634	5,213	5,456	7,478	9,208	11,194
Other	3,503	3,518	3,668	3,754	3,683	3,662	3,692	3,638	3,792	3,803	3,784	3,695

Military Functional Field	Air University Permanent Party											
	Jan	Feb	Mar	Apr	May	Jun	Jul	Aug	Sep	Oct	Nov	Dec
<u>Enlisted - Total</u>	5,593	5,945	6,056	6,131	6,129	5,968	6,031	5,757	5,419	5,456	5,762	5,865
Airplane Maintenance	891	925	956	985	999	1,016	1,050	1,070	1,064	1,003	996	1,001
Flight	140	137	108	107	99	81	76	80	74	61	54	44
Armament & Antiaircraft	46	48	43	28	42	42	35	30	33	38	41	39
Communication	229	246	230	233	236	229	226	197	199	196	194	195
Radar	45	27	35	36	31	29	29	35	31	29	30	27
Medical	330	362	364	375	378	349	326	292	269	266	257	246
Supply	359	368	382	383	375	380	395	385	373	372	373	380
Utility & Construction	299	317	354	362	398	388	374	393	391	381	390	404
Automotive Mechanic & Technician	229	266	282	282	286	278	278	264	244	223	228	236
Administrative	1,034	1,070	1,043	1,060	1,096	1,104	1,162	1,135	1,064	1,071	1,088	1,093
Miscellaneous	550	680	706	700	695	627	639	601	542	544	554	601
Duty	852	854	878	910	827	805	803	682	583	732	1,011	1,011
Other	589	645	675	670	667	640	638	593	552	540	546	588

TABLE 60.-- COMMAND STRENGTH OF ENLISTED PERSONNEL, BY FUNCTIONAL FIELD (BASED ON PRIMARY MILITARY OCCUPATIONAL SPECIALTY), BY COMMAND, IN CONTINENTAL US, BY MONTH: JAN THROUGH DEC, 1948. continued

Military Functional Field	Air Proving Ground Permanent Party											
	Jan	Feb	Mar	Apr	May	Jun	Jul	Aug	Sep	Oct	Nov	Dec
<u>Enlisted - Total</u>	a/ -	a/ -	a/ -	a/ -	a/ -	<u>6,114</u>	<u>5,834</u>	<u>5,779</u>	<u>5,531</u>	<u>5,381</u>	<u>5,333</u>	<u>5,412</u>
Airplane Maintenance	-	-	-	-	-	1,059	984	988	975	940	946	953
Flight	-	-	-	-	-	161	137	136	123	87	110	104
Armament & Antiaircraft	-	-	-	-	-	246	241	243	240	232	227	219
Communication	-	-	-	-	-	204	194	182	178	155	155	149
Radar	-	-	-	-	-	136	137	125	120	114	112	107
Medical	-	-	-	-	-	136	132	133	124	121	116	116
Supply	-	-	-	-	-	522	528	525	515	510	507	508
Utility & Construction	-	-	-	-	-	363	343	346	359	268	374	396
Automotive Mechanic & Technician	-	-	-	-	-	347	337	786	328	308	279	275
Administrative	-	-	-	-	-	973	958	793	894	974	859	865
Miscellaneous	-	-	-	-	-	515	488	222	428	442	398	391
Duty	-	-	-	-	-	691	619	586	552	565	632	711
Other	-	-	-	-	-	761	736	714	695	664	618	618

a/ Formerly part of Air Materiel Command.

Military Functional Field	Air Materiel Command Permanent Party											
	Jan	Feb	Mar	Apr	May	Jun	Jul	Aug	Sep	Oct	Nov	Dec
<u>Enlisted - Total</u>	<u>16,320</u>	<u>16,386</u>	<u>16,708</u>	<u>17,245</u>	<u>17,837</u>	<u>11,538</u>	<u>11,717</u>	<u>11,696</u>	<u>9,986</u>	<u>10,064</u>	<u>9,807</u>	<u>9,770</u>
Airplane Maintenance	2,984	3,050	3,119	3,137	3,157	2,083	2,137	2,088	1,893	1,860	1,775	1,739
Flight	747	724	735	710	716	526	514	502	469	441	418	428
Armament & Antiaircraft	500	495	497	505	523	294	315	330	229	208	199	194
Communication	569	554	593	637	634	424	435	440	377	375	380	374
Radar	265	266	255	247	255	113	115	113	99	95	86	85
Medical	580	590	606	565	642	508	508	506	497	498	476	459
Supply	1,212	1,211	1,250	1,287	1,315	862	888	975	754	752	687	697
Utility & Construction	640	654	731	763	784	388	408	490	539	592	569	564
Automotive Mechanic & Technician	959	967	1,039	1,085	1,155	850	843	835	689	707	666	636
Administrative	2,165	2,196	2,247	2,328	2,329	1,463	1,555	1,538	1,336	1,348	1,301	1,339
Miscellaneous	1,415	1,638	1,488	1,486	1,455	899	907	899	787	822	832	800
Duty	2,352	2,064	2,009	2,195	2,581	1,743	1,750	1,699	1,289	1,332	1,463	1,480
Other	1,932	1,977	2,139	2,300	2,291	1,385	1,342	1,281	1,028	1,034	955	975

TABLE 60.-- COMMAND STRENGTH OF ENLISTED PERSONNEL, BY FUNCTIONAL FIELD (BASED ON PRIMARY MILITARY OCCUPATIONAL SPECIALTY), BY COMMAND, IN CONTINENTAL US, BY MONTH: JAN THROUGH DEC, 1948. Continued

Military Functional Field	Headquarters Command Permanent Party											
	Jan	Feb	Mar	Apr	May	Jun	Jul	Aug	Sep	Oct	Nov	Dec
<u>Enlisted - Total</u>	a/ 5,516	a/ 5,556	5,550	5,598	5,743	5,936	6,049	5,812	6,201	6,423	6,573	6,765
Airplane Maintenance	985	1,000	1,023	1,017	996	1,080	1,142	1,183	1,169	1,173	1,157	1,159
Flight	528	519	516	505	507	513	511	505	498	480	471	493
Armament & Antiaircraft	51	53	53	53	56	59	59	62	61	59	56	59
Communication	88	92	81	88	91	92	96	114	132	166	158	166
Radar	2	-	2	2	2	2	9	13	20	23	26	28
Medical	88	91	92	81	90	84	82	85	103	102	104	95
Supply	303	311	313	326	347	358	355	355	342	366	397	389
Utility & Construction	133	150	134	137	146	139	161	162	183	176	221	250
Automotive Mechanic & Technician	133	138	144	156	169	173	162	151	153	150	156	187
Administrative	1,924	1,944	1,986	2,038	2,171	2,229	2,231	1,930	1,900	1,939	1,949	1,887
Miscellaneous	241	250	263	259	320	369	398	416	537	526	557	541
Duty	712	654	577	562	478	464	473	485	717	836	737	916
Other	328	354	366	374	370	374	370	351	386	427	584	615

a/ Formerly Bolling Field Command.

Military Functional Field	U.S. Air Force Security Service Permanent Party											
	Jan	Feb	Mar	Apr	May	Jun	Jul	Aug	Sep	Oct	Nov	Dec
<u>Enlisted - Total</u>	-	-	-	-	-	-	-	-	-	-	2	9
Airplane Maintenance	-	-	-	-	-	-	-	-	-	-	-	-
Flight	-	-	-	-	-	-	-	-	-	-	-	-
Armament & Antiaircraft	-	-	-	-	-	-	-	-	-	-	-	-
Communication	-	-	-	-	-	-	-	-	-	-	-	1
Radar	-	-	-	-	-	-	-	-	-	-	-	-
Medical	-	-	-	-	-	-	-	-	-	-	-	-
Supply	-	-	-	-	-	-	-	-	-	-	-	1
Utility & Construction	-	-	-	-	-	-	-	-	-	-	-	-
Automotive Mechanic & Technician	-	-	-	-	-	-	-	-	-	-	-	-
Administrative	-	-	-	-	-	-	-	-	-	-	3	6
Miscellaneous	-	-	-	-	-	-	-	-	-	-	-	-
Duty	-	-	-	-	-	-	-	-	-	-	-	-
Other	-	-	-	-	-	-	-	-	-	-	-	1

TABLE 61.-- COMMAND STRENGTH OF ENLISTED PERSONNEL, BY FUNCTIONAL FIELD (BASED ON PRIMARY MILITARY OCCUPATIONAL SPECIALTY), BY COMMAND, OVERSEAS, BY MONTH:
JAN THROUGH DEC, 1948

Military Functional Field	Far East Air Forces Permanent Party and Pipeline											
	Jan	Feb	Mar	Apr	May	Jun	Jul	Aug	Sep	Oct	Nov	Dec
<u>Enlisted - Total</u>	<u>35,870</u>	<u>36,138</u>	<u>36,488</u>	<u>38,153</u>	<u>40,202</u>	<u>44,570</u>	<u>48,621</u>	<u>48,407</u>	<u>48,728</u>	<u>49,387</u>	<u>48,339</u>	<u>47,415</u>
Airplane Maintenance	4,868	5,008	5,107	5,280	5,793	6,313	6,822	6,865	7,051	7,197	7,074	7,089
Flight	1,582	1,211	1,519	1,562	1,636	1,842	1,963	1,923	1,901	1,893	1,803	1,827
Armament & Antiaircraft	1,402	1,411	1,422	1,457	1,628	1,783	1,804	1,763	1,761	1,763	1,699	1,654
Communication	2,967	2,963	3,035	3,110	3,510	3,710	3,924	3,965	3,946	3,892	3,748	3,616
Radar	705	760	797	839	910	979	1,004	959	1,006	1,010	986	983
Medical	425	804	595	632	713	1,036	1,232	1,266	1,313	1,286	1,227	1,161
Supply	2,568	2,342	2,654	2,779	2,926	3,105	3,188	3,124	3,136	3,200	3,028	3,115
Utility & Construction	2,257	2,199	2,259	2,406	2,485	2,830	2,981	2,954	2,999	2,994	3,010	3,076
Automotive Mechanic & Technician	2,363	2,513	2,534	2,620	2,767	2,914	3,194	3,140	3,140	3,084	3,232	2,969
Administrative	4,964	5,130	5,321	5,727	6,065	6,324	6,503	6,259	6,286	6,320	6,188	6,211
Miscellaneous	2,452	2,113	2,084	2,373	2,191	2,590	3,233	3,489	3,224	3,407	3,375	2,964
Duty	4,912	5,337	4,548	4,806	4,875	6,010	7,152	7,246	7,422	7,815	7,687	7,443
Other	4,405	4,347	4,613	4,562	4,723	5,134	5,621	5,454	5,543	5,526	5,282	5,307

Military Functional Field	U.S. Air Forces, Europe Permanent Party and Pipeline											
	Jan	Feb	Mar	Apr	May	Jun	Jul	Aug	Sep	Oct	Nov	Dec
<u>Enlisted - Total</u>	<u>17,959</u>	<u>17,774</u>	<u>17,738</u>	<u>16,029</u>	<u>16,598</u>	<u>16,352</u>	<u>16,733</u>	<u>17,268</u>	<u>19,410</u>	<u>20,555</u>	<u>19,302</u>	<u>19,613</u>
Airplane Maintenance	1,788	1,759	1,739	1,640	1,707	1,539	1,820	2,096	2,345	2,556	2,650	2,745
Flight	545	525	535	510	567	575	598	622	644	667	772	906
Armament & Antiaircraft	554	597	529	455	467	478	434	465	570	590	475	463
Communication	1,022	1,032	1,111	1,074	1,204	1,253	1,289	1,290	1,358	1,488	1,379	1,409
Radar	289	287	286	279	317	302	311	308	297	321	300	286
Medical	396	384	369	326	358	326	328	344	372	366	363	351
Supply	2,215	2,197	2,215	1,917	1,876	1,968	1,714	1,760	2,105	2,241	2,032	2,073
Utility & Construction	1,116	1,077	1,086	971	1,013	994	1,034	1,069	1,111	1,169	1,063	1,041
Automotive Mechanic & Technician	1,285	1,256	1,291	1,173	1,193	1,201	1,241	1,268	1,436	1,479	1,249	1,178
Administrative	3,286	3,210	3,114	2,885	2,823	2,584	2,686	2,723	3,043	3,273	3,147	3,173
Miscellaneous	1,109	1,111	1,110	1,010	970	991	987	1,066	1,212	1,296	1,333	1,283
Duty	1,810	1,746	1,710	1,493	1,774	1,925	2,113	2,065	2,514	2,612	2,278	2,588
Other	2,544	2,593	2,643	2,296	2,329	2,216	2,178	2,192	2,403	2,497	2,261	2,117

TABLE 61.-- COMMAND STRENGTH OF ENLISTED PERSONNEL, BY FUNCTIONAL FIELD (BASED ON PRIMARY MILITARY OCCUPATIONAL SPECIALTY), BY COMMAND, OVERSEAS, BY MONTH:
 JAN THROUGH DEC, 1948. Continued

Military Functional Field	Military Air Transport Service Permanent Party and Pipeline											
	Jan	Feb	Mar	Apr	May	Jun	Jul	Aug	Sep	Oct	Nov	Dec
<u>Enlisted - Total</u>	a/ 15,693	a/ 16,151	a/ 16,571	a/ 16,910	a/ 17,467	18,830	19,832	19,112	19,198	18,523	17,858	17,588
Airplane Maintenance	1,377	1,351	1,436	1,525	1,600	1,738	1,951	1,939	2,011	1,911	1,848	1,822
Flight	629	639	651	660	698	756	816	812	793	773	705	664
Armament & Antiaircraft	18	18	42	41	41	53	74	85	86	78	86	85
Communication	3,584	3,665	3,704	3,694	3,750	3,830	3,749	3,630	3,405	3,369	3,176	3,218
Radar	612	618	630	636	663	671	681	656	653	664	711	735
Medical	274	290	291	286	293	346	352	373	387	393	382	382
Supply	582	732	744	752	729	777	862	874	918	897	912	884
Utility & Construction	707	776	756	748	771	842	894	908	919	885	896	904
Automotive Mechanic & Technician	610	598	568	563	538	559	575	543	516	474	457	458
Administrative	3,020	3,057	3,061	3,091	3,161	3,313	3,493	3,397	3,610	3,561	3,511	3,545
Miscellaneous	585	598	632	633	660	678	834	721	747	718	679	652
Duty	900	1,041	1,221	1,426	1,528	2,105	2,346	2,145	1,958	1,618	1,352	1,113
Other	2,795	2,768	2,835	2,855	3,035	3,162	3,205	3,029	3,195	3,182	3,143	3,126

a/ Formerly Air Transport Command

Military Functional Field	Alaskan Air Command Permanent Party and Pipeline											
	Jan	Feb	Mar	Apr	May	Jun	Jul	Aug	Sep	Oct	Nov	Dec
<u>Enlisted - Total</u>	7,898	7,889	7,855	9,173	12,364	13,004	14,692	15,360	15,270	15,588	15,803	15,193
Airplane Maintenance	1,016	1,034	1,045	1,123	1,077	1,222	1,495	1,487	1,590	1,662	1,723	1,662
Flight	369	374	352	339	293	315	372	375	384	405	380	347
Armament & Antiaircraft	349	399	382	418	429	437	449	475	425	514	470	429
Communication	426	433	446	487	677	626	709	716	773	776	831	825
Radar	154	160	168	197	259	249	260	256	260	244	262	238
Medical	117	126	119	244	458	379	438	445	451	446	439	413
Supply	583	546	532	678	569	752	1,028	1,084	961	1,068	1,112	1,179
Utility & Construction	824	821	848	1,109	1,380	1,146	1,540	1,537	1,610	1,686	1,674	1,557
Automotive Mechanic & Technician	702	709	723	1,088	1,132	1,184	1,245	1,180	1,225	1,280	1,352	1,286
Administrative	943	951	943	753	1,394	1,539	1,392	1,566	1,533	1,679	1,775	1,811
Miscellaneous	707	568	539	677	1,445	1,917	1,937	2,517	1,903	1,507	1,456	1,344
Duty	540	495	487	753	1,473	1,390	1,956	1,832	2,169	2,288	2,275	2,204
Other	1,168	1,273	1,271	1,302	1,778	1,848	1,871	1,890	1,986	2,033	2,054	1,898

TABLE 61.-- COMMAND STRENGTH OF ENLISTED PERSONNEL, BY FUNCTIONAL FIELD (BASED ON PRIMARY MILITARY OCCUPATIONAL SPECIALTY), BY COMMAND, OVERSEAS, BY MONTH: JAN THROUGH DEC, 1948. Continued

Military Functional Field	Caribbean Air Command Permanent Party and Pipeline											
	Jan	Feb	Mar	Apr	May	Jun.	Jul	Aug	Sep	Oct	Nov	Dec
<u>Enlisted - Total</u>	<u>7,052</u>	<u>7,468</u>	<u>7,431</u>	<u>7,959</u>	<u>7,832</u>	<u>8,460</u>	<u>8,807</u>	<u>8,413</u>	<u>8,304</u>	<u>7,799</u>	<u>7,623</u>	<u>7,236</u>
Airplane Maintenance	944	973	987	1,210	1,248	1,443	1,436	1,265	1,211	1,105	1,046	1,028
Flight	491	484	476	510	514	507	514	474	459	417	471	384
Armament & Antiaircraft	174	166	176	173	166	176	178	134	131	124	119	104
Communication	381	394	383	420	415	457	446	429	434	348	345	308
Radar	201	200	199	168	167	163	162	154	149	93	87	82
Medical	239	240	242	317	321	363	361	358	349	306	269	272
Supply	464	477	507	504	489	501	542	507	485	452	583	429
Utility & Construction	437	494	504	608	608	700	714	805	856	896	894	845
Automotive Mechanic & Technician	429	444	444	524	518	506	524	516	537	537	516	480
Administrative	1,249	1,304	1,323	1,294	1,222	1,255	1,340	1,308	1,258	1,196	1,146	1,131
Miscellaneous	529	525	530	497	473	522	672	633	606	592	572	530
Duty	854	1,083	960	938	895	994	1,022	935	848	779	796	741
Other	660	684	700	796	797	873	896	895	981	954	779	902

Military Functional Field	Pacific Air Command Permanent Party and Pipeline											
	Jan	Feb	Mar	Apr	May	Jun	Jul	Aug	Sep	Oct	Nov	Dec
<u>Enlisted - Total</u>	<u>3,622</u>	<u>3,628</u>	<u>3,771</u>	<u>3,800</u>	<u>4,052</u>	<u>4,227</u>	<u>4,533</u>	<u>4,702</u>	<u>4,814</u>	<u>4,822</u>	<u>4,700</u>	<u>4,403</u>
Airplane Maintenance	453	445	477	474	474	488	486	458	462	470	448	431
Flight	169	167	186	208	185	173	179	110	102	100	95	88
Armament & Antiaircraft	128	121	122	128	130	124	127	119	111	104	106	86
Communication	378	380	404	416	414	427	423	404	450	446	410	380
Radar	76	96	111	119	140	152	148	156	161	158	154	141
Medical	107	109	114	111	140	143	151	196	159	155	149	137
Supply	239	239	241	234	226	225	229	204	255	256	258	251
Utility & Construction	202	199	232	226	261	279	347	401	407	449	427	382
Automotive Mechanic & Technician	224	224	223	222	225	230	236	245	262	262	253	227
Administrative	650	651	638	643	625	626	649	691	718	716	725	702
Miscellaneous	263	282	287	307	337	348	377	426	404	401	448	491
Duty	411	382	379	368	538	658	796	928	955	917	857	733
Other	322	333	357	344	357	354	385	372	385	388	370	354

TABLE 61.-- COMMAND STRENGTH OF ENLISTED PERSONNEL, BY FUNCTIONAL FIELD (BASED ON PRIMARY MILITARY OCCUPATIONAL SPECIALTY). BY COMMAND, OVERSEAS, BY MONTH:
 JAN THROUGH DEC, 1948, Continued

Military Functional Field	Air Materiel Command Permanent Party and Pipeline												
	Jan	Feb	Mar	Apr	May	Jun	Jul	Aug	Sep	Oct	Nov	Dec	
<u>Enlisted - Total</u>	-	-	-	-	-	-	-	-	-	-	-	1,534	1,924
Airplane Maintenance	-	-	-	-	-	-	-	-	-	-	-	203	228
Flight	-	-	-	-	-	-	-	-	-	-	-	8	8
Armament & Antiaircraft	-	-	-	-	-	-	-	-	-	-	-	101	108
Communication	-	-	-	-	-	-	-	-	-	-	-	56	62
Radar	-	-	-	-	-	-	-	-	-	-	-	11	12
Medical	-	-	-	-	-	-	-	-	-	-	-	20	24
Supply	-	-	-	-	-	-	-	-	-	-	-	206	270
Utility & Construction	-	-	-	-	-	-	-	-	-	-	-	79	126
Automotive Mechanic & Technician	-	-	-	-	-	-	-	-	-	-	-	176	228
Administrative	-	-	-	-	-	-	-	-	-	-	-	149	195
Miscellaneous	-	-	-	-	-	-	-	-	-	-	-	56	79
Duty	-	-	-	-	-	-	-	-	-	-	-	257	341
Other	-	-	-	-	-	-	-	-	-	-	-	212	243

TABLE 62.-- DEPARTMENT OF THE ARMY COMMISSIONED OFFICERS WITH THE AIR FORCE, BY BASIC ARM OR SERVICE, BY GRADE: BY QUARTER, 1948

Arm or Service	Total	Grade						
		General	Colonel	Lt Col	Major	Captain	1st Lt	2nd Lt
<u>Mar. - Total</u>	<u>5,738</u>	<u>6</u>	<u>167</u>	<u>366</u>	<u>807</u>	<u>2,225</u>	<u>2,077</u>	<u>90</u>
Adjutant General's Department	109	-	11	24	37	26	11	-
Army Nurse Corps	565	-	-	1	9	91	459	5
Army Security	-	-	-	-	-	-	-	-
Coast Artillery	42	-	5	6	13	13	5	-
Chemical Corps	96	-	1	5	26	42	20	2
Corps of Engineers	1,018	1	11	79	146	348	391	42
Corps of Chaplains	328	-	6	28	84	199	11	-
Cavalry	13	-	4	4	2	3	-	-
Dental Corps	442	-	9	35	77	296	25	-
Field Artillery	32	-	2	3	5	12	9	1
Finance Department	147	-	4	18	39	56	22	8
General Officer	1	1	-	-	-	-	-	-
Infantry	136	1	2	19	32	57	22	3
Judge Advocate General's Department	21	-	1	4	6	10	-	-
Medical Corps	1,207	1	81	61	64	416	584	-
Military Intelligence	9	-	-	-	2	3	2	2
Corps of Military Police	69	-	-	1	9	37	22	-
Medical Services Corps	397	-	-	11	64	175	140	7
United States Navy	29	2	2	1	1	-	23	-
United States Marine Corps	1	-	1	-	-	-	-	-
Ordnance Department	248	-	4	25	54	102	62	1
Quartermaster Corps	214	-	12	16	48	94	43	1
Signal Corps	266	-	3	11	24	107	117	4
Staff and Administrative	-	-	-	-	-	-	-	-
Transportation Corps	11	-	-	-	3	7	1	-
Veterinary Corps	47	-	2	4	28	13	-	-
Women's Army Corps	166	-	-	-	14	79	67	6
Women's Medical Specialist Corps	27	-	-	-	-	5	21	1
Unknown	97	-	6	10	20	34	20	7
<u>Jun. - Total</u>	<u>5,160</u>	<u>4</u>	<u>146</u>	<u>326</u>	<u>778</u>	<u>1,862</u>	<u>1,967</u>	<u>77</u>
Adjutant General's Department	85	-	7	15	26	26	11	-
Army Nurse Corps	542	-	-	1	8	128	400	5
Army Security	-	-	-	-	-	-	-	-
Coast Artillery	47	-	6	4	16	15	5	1
Chemical Corps	84	-	1	5	23	36	17	2
Corps of Engineers	1,006	-	10	81	144	347	382	42
Corps of Chaplains	345	-	6	29	91	207	12	-
Cavalry	13	-	3	4	2	3	1	-
Dental Corps	427	1	8	37	88	283	10	-
Field Artillery	19	-	2	1	3	9	4	-
Finance Department	129	-	3	13	37	48	24	4
General Officer	-	-	-	-	-	-	-	-
Infantry	113	-	2	18	24	51	17	1
Judge Advocate General's Department	19	-	1	3	7	8	-	-
Medical Corps	874	3	72	59	69	99	571	1
Military Intelligence	6	-	-	-	1	3	2	-
Corps of Military Police	87	-	-	2	14	42	29	-
Medical Services Corps	401	-	-	11	57	184	142	7
Ordnance Department	231	-	5	19	45	82	78	2
Quartermaster Corps	217	-	12	11	50	90	52	2
Signal Corps	263	-	6	7	24	94	126	6
Staff and Administrative	6	-	-	1	3	1	1	-
Transportation Corps	12	-	-	1	4	5	1	1
Veterinary Corps	58	-	2	4	29	23	-	-
Women's Army Corps	153	-	-	-	12	76	63	2
Women's Medical Specialist Corps	23	-	-	-	1	2	19	1

TABLE 62.-- DEPARTMENT OF THE ARMY COMMISSIONED OFFICERS WITH THE AIR FORCE, BY BASIC ARM OR SERVICE,
BY GRADE: BY QUARTER, 1948.continued

Arm or Service	Total	Grade						
		General	Colonel	Lt Col	Major	Captain	1st Lt	2nd Lt
<u>Sep - Total</u>	<u>4,570</u>	<u>4</u>	<u>128</u>	<u>329</u>	<u>679</u>	<u>1,679</u>	<u>1,682</u>	<u>69</u>
Adjutant General's Department . . .	64	-	2	14	19	22	7	-
Army Nurse Corps	548	-	-	1	9	130	404	4
Army Security	-	-	-	-	-	-	-	-
Coast Artillery	20	-	2	3	7	5	3	-
Chemical Corps	51	-	1	3	13	23	10	1
Corps of Engineers	916	-	9	81	127	306	349	44
Corps of Chaplains	375	-	6	31	91	234	13	-
Cavalry	4	-	1	1	1	1	-	-
Dental Corps	273	-	8	49	86	106	24	-
Field Artillery	12	-	2	2	2	3	3	-
Finance Department	113	-	2	14	29	46	22	-
General Officer	2	2	-	-	-	-	-	-
Infantry	93	-	2	13	21	37	18	2
Judge Advocate General's Department .	16	-	1	3	7	4	1	-
Medical Corps	883	2	75	62	62	271	411	-
Military Intelligence	6	-	-	-	1	3	2	-
Corps of Military Police	70	-	-	1	12	36	20	1
Medical Services Corps	409	-	-	10	57	191	142	9
Ordnance Department	210	-	4	18	41	74	71	2
Quartermaster Corps	173	-	8	11	43	70	41	-
Signal Corps	214	-	3	5	18	79	105	4
Staff and Administrative	7	-	-	2	3	1	1	-
Transportation Corps	8	-	-	1	2	3	2	-
Veterinary Corps	54	-	2	4	28	19	1	-
Women's Army Corps	26	-	-	-	-	12	14	-
Women's Medical Specialist Corps . . .	23	-	-	-	-	3	18	2
<u>Dec - Total</u>	<u>4,497</u>	<u>4</u>	<u>126</u>	<u>319</u>	<u>665</u>	<u>1,909</u>	<u>1,404</u>	<u>70</u>
Adjutant General's Department . . .	50	-	2	7	16	18	7	-
Army Nurse Corps	549	-	-	1	9	135	398	6
Army Security	1	-	-	-	-	1	-	-
Coast Artillery	21	-	2	1	7	8	3	-
Chemical Corps	29	-	1	3	10	10	5	-
Corps of Engineers	930	-	9	74	140	286	383	38
Corps of Chaplains	404	-	7	35	91	256	15	-
Cavalry	3	-	1	-	-	2	-	-
Dental Corps	265	-	8	51	89	78	39	-
Field Artillery	9	-	1	2	2	2	2	-
Finance Department	97	-	2	12	27	41	15	-
General Officer	2	2	-	-	-	-	-	-
Infantry	71	-	2	11	14	30	13	1
Judge Advocate General's Department .	14	-	1	3	5	4	1	-
Medical Corps	932	2	76	69	69	585	131	-
Military Intelligence	4	-	-	-	1	2	1	-
Corps of Military Police	55	-	-	2	8	27	17	1
Medical Services Corps	464	-	-	11	56	202	177	18
Ordnance Department	182	-	3	16	35	70	57	1
Quartermaster Corps	131	-	7	10	31	51	32	-
Signal Corps	180	-	3	3	18	72	82	2
Staff and Administrative	6	-	-	3	2	-	1	-
Transportation	13	-	-	1	3	6	3	-
Veterinary Corps	57	-	1	4	32	17	1	2
Women's Army Corps	7	-	-	-	-	3	4	-
Women's Medical Specialist Corps . . .	21	-	-	-	-	3	17	1

TABLE 63.-- AIR FORCE PERMANENT PARTY VOLUNTEERS SCHEDULED FOR OVERSEAS THEATERS TO ARRIVE IN THEATER:
JAN THROUGH DEC, 1948

Command	Total	Jan- uary	Feb- uary	March	April	May	June	July	Aug- ust	Sept- ember	Oct- ober	Nov- ember	Dec- ember
Total	8,154	452	847	652	1,088	701	1,061	1,071	563	606	470	300	343
Chief of Staff	25	-	3	13	-	5	3	1	-	-	-	-	-
Strategic Air Command	2,674	162	251	314	430	197	393	376	44	144	141	133	89
Tactical Air Command	2,217	57	209	94	320	286	343	414	217	168	69	25	15
Air Defense Command	843	58	129	107	107	63	44	73	32	77	25	42	86
Military Air Transport Sv ^{a/}	-	-	-	-	-	-	-	-	-	-	-	-	-
Air Proving Ground ^{b/}	101	4	16	9	13	4	4	-	6	8	15	9	13
Air Materiel Command ^{c/}	716	92	88	43	49	32	60	71	89	52	89	24	27
Air Training Command	879	38	100	21	69	61	137	69	115	95	86	32	56
Air University	361	31	18	35	33	12	48	52	38	35	20	13	26
Headquarters Command	338	10	33	16	67	41	29	15	22	27	25	22	31
To Overseas													
Far East Air Force	6,285	338	635	541	890	526	876	844	420	441	331	205	238
US Air Force in Europe	1	-	-	-	-	-	-	-	-	-	1	-	-
Alaskan Air Force	1,741	113	190	80	175	170	166	213	136	162	137	95	104
Caribbean Air Command	9	-	-	-	1	5	-	2	-	-	1	-	-
Pacific Air Command	118	1	22	31	22	-	19	12	7	3	-	-	1

TABLE 64.-- VOLUNTEERS FOR OVERSEAS THEATERS FROM ASSEMBLY AND PROCESSING STATIONS (PIPE LINE PERSONNEL) :
JAN THROUGH DEC, 1948

Command	Total	Jan- uary	Feb- uary	March	April	May	June	July	Aug- ust	Sept- ember	Oct- ober	Nov- ember	Dec- ember
Far East Air Force	966	45	177	169	95	70	176	62	42	49	38	20	23
US Air Force in Europe	130	-	-	-	-	2	19	13	18	33	12	17	16
Alaskan Air Force	272	10	41	24	17	16	46	17	28	22	29	13	9
Caribbean Air Command	27	-	2	4	-	-	4	1	2	5	2	3	4
Pacific Air Command	32	1	7	4	7	1	3	1	7	1	-	-	-

TABLE 65.-- AIRMEN RETURNING FROM OVERSEAS WITH DEPENDENTS FOR ZONE OF INTERIOR ASSIGNMENTS, BY OVERSEAS
COMMANDS: JAN THROUGH DEC, 1948

(Figures based on data reported three months prior to date)

Command	Total	Jan- uary	Feb- uary	March	April	May	June	July	Aug- ust	Sept- ember	Oct- ober	Nov- ember	Dec- ember
Total	338	-	-	-	-	-	-	-	d/	71	57	105	105
Chief of Staff	1	-	-	-	-	-	-	-	d/	-	-	-	1
Strategic Air Command	180	-	-	-	-	-	-	-	d/	43	32	58	47
Tactical Air Command	21	-	-	-	-	-	-	-	d/	8	3	5	5
Air Defense Command	51	-	-	-	-	-	-	-	d/	5	3	21	22
Military Air Transport Sv ^{a/}	23	-	-	-	-	-	-	-	d/	6	9	5	3
Air Proving Ground ^{b/}	1	-	-	-	-	-	-	-	d/	-	-	1	-
Air Materiel Command ^{c/}	16	-	-	-	-	-	-	-	d/	1	2	6	7
Air Training Command	35	-	-	-	-	-	-	-	d/	7	8	8	12
Air University	4	-	-	-	-	-	-	-	d/	1	-	1	2
Headquarters Command	6	-	-	-	-	-	-	-	d/	-	-	-	6
Overseas													
Far East Air Force	110	-	-	-	-	-	-	-	d/	16	21	37	36
US Air Force in Europe	51	-	-	-	-	-	-	-	d/	15	8	24	4
Alaskan Air Command	17	-	-	-	-	-	-	-	d/	-	3	-	14
Caribbean Air Command	141	-	-	-	-	-	-	-	d/	37	22	37	45
Pacific Air Command	19	-	-	-	-	-	-	-	d/	3	3	7	6

^{a/} Military Air Transport established, 1 June 1948 (Originally ATC)

^{b/} Air Proving Ground Command redesignated Air Proving Ground, 20 Jan '48

^{c/} Includes Air Proving Ground, 20 Jan '48 to 1 June 1948 ^{d/} Initial report not available.

Source: (above tables) Enlisted Assignment Division, Director of Military Personnel, Deputy Chief of Staff Personnel, USAF, Hq.

TABLE 66.-- CASUALTY ASSISTANCE RENDERED TO NEXT OF KIN OF PERSONNEL WHO DIED IN CONTINENTAL US AND OVERSEAS: JAN THROUGH DEC, 1948

Month	Cases Reported	Due to Aircraft Accident	Due to Auto Accident	Due to Natural Causes	Due to Train Accident	Due to Suicide	Due to Gunshot Wounds	Due to Drownings	Due to Burns	Due to Alcoholism	Missing in Flight
USAF Total											
<u>Total</u>	<u>1,236</u>	<u>446</u>	<u>202</u>	<u>332</u>	<u>17</u>	<u>44</u>	<u>55</u>	<u>45</u>	<u>9</u>	<u>5</u>	<u>80</u>
January . . .	76	19	16	25	2	0	1	2	0	0	11
February . . .	59	20	10	16	0	4	4	0	0	0	5
March . . .	115	31	19	39	7	6	4	4	3	2	0
April . . .	120	38	16	34	0	5	3	4	1	0	19
May . . .	108	32	25	30	1	3	5	5	1	0	6
June . . .	94	33	16	25	0	5	3	10	0	1	1
July . . .	100	36	11	26	0	3	5	5	2	0	12
August . . .	152	85	21	27	2	5	6	6	0	0	0
September . . .	84	22	16	29	0	5	8	2	0	0	2
October . . .	80	20	11	29	4	3	8	3	1	0	1
November . . .	141	65	19	22	1	3	4	3	1	1	22
December . . .	107	45	23	30	0	2	4	1	0	1	1
Continental											
<u>Total</u>	<u>790</u>	<u>264</u>	<u>146</u>	<u>255</u>	<u>11</u>	<u>30</u>	<u>40</u>	<u>26</u>	<u>4</u>	<u>2</u>	<u>12</u>
January . . .	43	8	10	22	2	0	1	0	0	0	0
February . . .	45	16	7	12	0	3	3	0	0	0	4
March . . .	86	26	14	33	4	5	1	2	0	1	0
April . . .	77	29	14	27	0	4	2	1	0	0	0
May . . .	72	14	19	24	1	3	2	4	1	0	4
June . . .	59	19	12	20	0	1	1	6	0	0	0
July . . .	57	19	6	21	0	1	4	4	2	0	0
August . . .	109	60	17	19	2	5	3	3	6	0	0
September . . .	56	12	11	21	0	3	8	1	0	0	0
October . . .	63	14	10	23	1	3	7	3	1	0	1
November . . .	60	23	12	15	1	1	4	1	0	0	3
December . . .	63	24	14	18	0	1	4	1	0	1	0
Overseas											
<u>Total</u>	<u>446</u>	<u>182</u>	<u>57</u>	<u>77</u>	<u>6</u>	<u>14</u>	<u>15</u>	<u>19</u>	<u>5</u>	<u>3</u>	<u>68</u>
January . . .	33	11	6	3	0	0	0	2	0	0	11
February . . .	14	4	3	4	0	1	1	0	0	0	1
March . . .	29	5	5	6	3	1	3	2	3	1	0
April . . .	43	9	2	7	0	1	1	3	1	0	19
May . . .	36	18	6	6	0	0	3	1	0	0	2
June . . .	35	14	4	5	0	4	2	4	0	1	1
July . . .	43	17	5	5	0	2	1	1	0	0	12
August . . .	43	25	4	8	0	0	3	3	0	0	0
September . . .	28	10	5	8	0	2	0	1	0	0	2
October . . .	17	6	1	6	3	0	1	0	0	0	0
November . . .	81	42	7	7	0	2	0	2	1	1	19
December . . .	44	21	9	12	0	1	0	0	0	0	1

TABLE 67.-- RECAPITULATION OF STATUS AND DENOMINATIONAL SPREAD OF AIR FORCE CHAPLAINS: 30 JUN AND 31 DEC, 1948

1948 Status			Denominational Spread										
Item	30 Jun	31 Dec	Denomi- nation	30 June 1948					31 December 1948				
	Total World Wide	Total World Wide		Total	Conti- nental	Per- cent	Over Seas	Per- cent	Total	Conti- nental	Per- cent	Over Seas	Per- cent
Requirement . . . (Troop Basis)	467	535	Total (on Duty)	345	217	62.90	128	37.10	427	261	61.12	166	38.88
On Duty	345	427	Protestant	257	168	65.37	89	34.63	304	188	61.84	116	38.16
Short	122	108	Catholic	83	47	56.63	36	43.37	117	69	58.97	48	41.03
Percent Short	26.12	20.19	Jewish	5	2	40.00	3	60.00	6	4	66.67	2	33.33

Source of tables above: Assignment Br., Chief of Air Force Chaplains, DC/S Personnel, Hq. USAF.

TABLE 68.-- RESULTS OF AVIATION CADET EXAMINATIONS ADMINISTERED

Line Number	Examining Board	Total Ex- amined	Qu- ali- fied	Dis- quali- fied	Reasons for Disqualification				Total Ex- amined	Qu- ali- fied	Dis- quali- fied	Reasons Disqualifi	
					Edu- cational	Quali- fying Ex- amination	Phy- sical	Moral				Edu- cational	Quali- fying Ex- amination
1	<u>Total</u>	<u>577</u>	<u>295</u>	<u>282</u>	<u>150</u>	<u>60</u>	<u>62</u>	<u>10</u>	<u>657</u>	<u>324</u>	<u>333</u>	<u>182</u>	<u>49</u>
2	Andrews	-	-	-	-	-	-	-	4	3	1	-	1
3	Parksdale	7	5	2	1	-	1	-	14	9	5	3	-
4	Bergstrom	41	6	35	3	28	4	-	35	15	20	3	11
5	Biggs	1	1	-	-	-	-	-	15	9	6	3	1
6	Bolling	18	11	7	1	1	5	-	19	7	12	3	2
7	Brockley	1	-	1	1	-	-	-	2	1	1	1	-
8	Carswell	-	-	-	-	-	-	-	a/ 5	1	4	-	2
9	Castle	7	4	3	3	-	-	-	10	4	6	4	-
10	Chanute	45	21	24	4	2	17	1	24	11	13	2	-
11	Colorado Springs	1	-	1	-	-	1	-	3	1	2	1	1
12	Davis-Monthan	3	2	1	-	-	-	1	3	3	-	-	-
13	Doa	1	1	-	-	-	-	-	6	4	2	-	-
14	Eglin	-	-	-	-	-	-	-	1	1	-	-	-
15	Fairfield-Buisson	5	4	1	1	-	-	-	3	3	-	-	-
16	Ft. Warren	1	1	-	-	-	-	-	6	3	3	-	1
17	Ft. Worth	21	15	6	-	4	1	1	-	-	-	-	-
18	Goodfellow	-	-	-	-	-	-	-	-	-	-	-	-
19	Great Falls	1	-	1	-	1	-	-	2	-	2	1	-
20	Greenville	5	-	5	4	-	1	-	30	7	23	18	4
21	Grenier	12	9	3	-	2	1	-	g/	g/	g/	g/	g/
22	Hamilton	17	12	5	5	-	-	-	8	1	7	6	-
23	Harrisburg	14	9	5	-	3	2	-	17	12	5	2	2
24	Hill	5	2	3	2	-	1	-	5	5	-	-	-
25	Keesler	13	10	3	3	-	-	-	33	17	16	10	1
26	Kelly	2	1	1	-	1	-	-	-	-	-	-	-
27	Kirtland	-	-	-	-	-	-	-	2	-	2	2	-
28	Lackland	92	17	75	66	5	4	-	52	9	43	40	1
29	Langley	12	9	3	3	-	-	-	5	2	3	-	1
30	Lawson	3	1	2	-	1	1	-	10	5	5	1	1
31	Lockbourne	17	8	9	6	2	1	-	21	3	18	13	5
32	Lowry	4	1	3	2	-	1	-	1	1	1	1	-
33	MacDill	19	11	8	6	-	2	-	23	22	1	1	-
34	March	18	12	6	4	1	-	1	43	23	20	7	2
35	Marietta	5	2	3	1	1	1	-	6	4	2	1	1
36	Mather	2	1	1	-	-	1	-	4	-	4	4	-
37	Maxwell	15	10	5	1	4	-	-	13	6	7	2	4
38	McChord	2	2	-	-	-	-	-	13	8	5	4	-
39	McClelland	2	1	1	1	-	-	-	2	-	2	1	-
40	Mitchel	25	16	9	-	4	3	2	21	9	12	1	5
41	Offutt	20	16	4	3	-	1	-	5	5	-	-	-
42	Olmsted	2	2	-	-	-	-	-	3	2	1	1	-
43	Orlando	-	-	-	-	-	-	-	-	-	-	-	-
44	Pope	8	5	3	1	-	1	1	13	9	4	2	-
45	Randolph	9	6	3	2	-	1	-	10	7	3	1	-
46	Roswell	-	-	-	-	-	-	-	-	-	-	-	-
47	Scott	25	15	10	8	-	2	-	-	-	-	-	-
48	Selfridge	19	9	10	4	-	5	1	21	12	9	5	1
49	Shaw	-	-	-	-	-	-	-	28	10	18	12	1
50	Sherman	11	9	2	2	-	-	-	-	-	-	-	-
51	Smoky Hill	-	-	-	-	-	-	-	2	2	-	-	-
52	Spokane	5	3	2	2	-	-	-	7	3	4	2	-
53	Stewart	-	-	-	-	-	-	-	18	12	6	-	-
54	Tinker	15	11	4	1	-	3	-	26	24	2	-	-
55	Turner	g/	g/	g/	g/	g/	g/	g/	-	-	-	-	-
56	Walker	-	-	-	-	-	-	-	6	2	4	3	-
57	Warner Robbins	2	2	-	-	-	-	-	4	3	1	-	-
58	Weaver	1	1	-	-	-	-	-	3	2	1	1	-
59	Westover	15	6	9	8	-	-	1	20	12	8	7	-
60	Williams	5	2	3	1	-	1	1	14	2	12	7	-
61	Wright-Patterson	3	3	-	-	-	-	-	16	9	7	6	1

a/ Initial Report.

b/ Inactivated.

c/ No report.

d/ Withdrew.

e/ Nine (9) applications pending.

f/ Two (2) declinations.

g/ One (1) withdrawal.

h/ 2 Applications pending.

i/ Awaiting allied papers of 94 applicants.

j/ Three (3) applications pending.

k/ One (1) application pending.

Source: Personnel Procurement Division, Deputy Chief of Staff, Personnel, USAF, Hq.

TABLE 68.-- RESULTS OF AVIATION CADET EXAMINATIONS ADMINISTERED

Line Number	Examining Board	Total Ex- amined	Qu- ali- fied	Dis- quali- fied	Reasons for Disqualification				Total Ex- amined	Qu- ali- fied	Dis- quali- fied	Reasons Disqualifi	
					Edu- cational	Quali- fying Exam- ination	Phy- sical	Moral				Edu- cational	Quali- fying Exam- ination
May									June				
1	Total	1,059	491	568	190	101	237	39	677	289	388	224	42
2	Andrews	3	1	2	1	-	1	-	10	6	4	2	-
3	Barksdale	31	12	19	5	5	9	-	18	5	13	6	1
4	Bergstrom	18	8	10	2	7	1	-	11	7	4	1	3
5	Biggs	14	4	10	5	1	3	1	27	17	10	3	-
6	Bolling	31	18	13	7	4	2	-	23	15	8	1	2
7	Brookley	-	-	-	-	-	-	-	3	3	-	-	-
8	Carswell	23	6	17	4	1	12	-	e/	e/	e/	e/	e/
9	Castle	5	2	3	3	-	-	-	4	3	1	-	-
10	Chanute	58	28	30	5	3	18	4	30	18	12	6	2
11	Colorado Springs	1	-	1	1	-	-	-	3	2	1	1	-
12	Davis-Monthan	4	2	2	1	-	-	1	2	2	-	-	-
13	Dow	6	5	1	-	-	1	-	4	2	2	1	-
14	Eglin	6	4	2	-	-	1	1	1	1	-	-	-
15	Fairfield-Suisun	5	2	3	-	-	-	3	10	6	4	-	-
16	Fort Warren	6	3	3	-	-	2	1	5	-	5	-	2
17	Fort Worth	-	-	-	-	-	-	-	-	-	-	-	-
18	Goodfellow	1	-	1	1	-	-	-	8	-	8	5	1
19	Great Falls	9	7	2	-	1	1	-	2	2	2	2	-
20	Greenville	12	3	9	1	2	6	-	8	6	2	1	-
21	Grenier	4	4	-	-	-	-	-	6	4	2	1	-
22	Hamilton	33	13	20	4	-	15	1	8	1	7	7	-
23	Harrisburg	37	21	16	2	9	5	-	e/	e/	e/	e/	e/
24	Hill	10	5	5	2	-	3	-	9	8	1	-	-
25	Keesler	25	9	16	2	4	6	4	7	4	3	1	1
26	Kelly	4	1	3	-	2	1	-	3	2	1	-	-
27	Kirtland	-	-	-	-	-	-	-	6	2	4	3	-
28	Lackland	55	9	46	30	4	10	2	117	12	105	84	12
29	Langley	16	7	9	3	2	4	-	3	-	3	3	-
30	Lawson	3	3	-	-	-	-	-	3	-	3	3	-
31	Lockbourne	20	5	15	10	2	3	-	5	3	2	1	-
32	Lowry	19	13	6	3	-	2	1	4	-	4	4	-
33	MacDill	13	8	5	4	1	-	-	13	5	8	7	1
34	March	54	31	23	6	1	12	4	43	19	24	9	-
35	Marietta	12	5	7	1	5	1	-	e/	e/	e/	e/	e/
36	Marshall	e/	4	2	2	-	-	-	1	1	-	-	-
37	Mather	19	9	10	7	1	1	1	8	3	5	3	1
38	Maxwell	11	5	6	-	4	2	-	10	5	5	2	1
39	McChord	18	13	5	2	-	2	1	6	1	5	2	-
40	McClellan	1	-	1	1	-	-	-	-	-	-	-	-
41	Mitchel	78	16	62	9	11	37	5	4	1	3	-	1
42	Offutt	27	17	10	2	5	2	1	29	19	10	1	2
43	Olsted	19	15	4	4	-	-	-	19	5	5	5	-
44	Orlando	2	1	1	1	-	-	-	-	-	-	-	-
45	Perrin	-	-	-	-	-	-	-	-	-	-	-	-
46	Pope	e/	e/	e/	e/	e/	e/	e/	18	6	12	8	1
47	Randolph	20	10	10	6	2	2	-	24	10	14	5	2
48	Roswell	-	-	-	-	-	-	-	-	-	-	-	-
49	Scott	62	37	25	10	1	14	-	-	-	-	-	-
50	Selfridge	17	9	8	2	-	6	-	-	-	-	-	-
51	Shaw	5	4	1	1	-	-	-	21	5	16	14	1
52	Sherman	11	8	3	1	-	2	-	-	-	-	-	-
53	Smoky Hill	44	10	34	7	18	9	-	32	13	19	13	2
54	Spokane	18	11	7	5	-	2	-	-	-	-	-	-
55	Stewart	22	13	9	-	-	8	1	3	3	-	-	-
56	Tinker	49	30	19	-	1	14	4	51	38	13	-	2
57	Turner	1	1	-	-	-	-	-	-	-	-	-	-
58	Walker	2	2	-	-	-	-	-	2	1	1	-	-
59	Warner Robins	6	1	5	1	1	3	-	4	2	2	1	-
60	Weaver	4	1	3	1	1	1	-	8	4	4	4	-
61	Westover	22	11	11	5	1	3	2	21	7	14	5	2
62	Williams	19	3	16	11	1	4	-	18	1	17	10	2
63	Wright-Patterson	40	23	17	9	-	8	-	14	11	3	2	-

TABLE 68.-- RESULTS OF AVIATION CADET EXAMINATIONS ADMINISTERED

Line Number	Examining Board	Total Ex- amined	Qu- ali- fied	Dis- quali- fied	Reasons for Disqualification				Total Ex- amined	Qu- ali- fied	Dis- quali- fied	Reasons Disqualifi	
					Edu- cational	Quali- fying Exam- ination	Phy- sical	Moral				Edu- cational	Quali- fying Exam- ination
1	Total	1,423	609	812	363	94	324	31	746	296	447	198	92
2	Andrews	15	5	10	7	1	2	-	13	10	3	1	-
3	Barksdale	31	12	19	4	2	13	-	17	5	12	4	1
4	Bergstrom	15	4	11	1	1	9	-	4	2	2	1	-
5	Biggs	8	1	7	5	1	-	-	-	-	-	-	-
6	Bolling	e/	e/	e/	e/	e/	e/	e/	11	6	5	3	-
7	Brookley	9	2	7	1	-	6	-	7	2	5	1	-
8	Carswell	40	28	12	4	3	4	1	-	-	-	-	-
9	Castle	19	11	8	4	-	4	1	1	1	-	-	-
10	Chanute	96	29	67	33	11	20	3	87	55	32	7	3
11	Colorado Springs	7	5	2	1	1	-	-	1	1	1	-	1
12	Davis-Monthan	6	5	1	-	1	-	-	-	-	-	-	-
13	Dow	8	4	4	3	1	-	-	1	1	-	-	-
14	Enid	-	-	-	-	-	-	-	-	-	-	-	-
15	Eglin	16	2	14	10	1	2	1	1	-	1	-	-
16	Fairfield-Suisun	24	12	12	10	-	2	-	2	1	1	1	-
17	Fort Warren	4	2	2	1	1	-	-	5	-	5	5	-
18	Godman a/	6	3	3	-	3	-	-	1	-	1	-	1
19	Goodfellow	5	1	4	3	-	1	-	4	-	4	4	-
20	Great Falls	14	9	5	1	1	3	1	17	13	4	4	3
21	Greenville	20	14	6	5	-	1	-	21	5	16	10	-
22	Grenier	7	7	-	-	-	-	-	-	-	-	-	-
23	Hamilton	54	26	28	13	-	15	-	14	5	9	4	1
24	Harrisburg	b/	b/	b/	b/	b/	b/	b/	b/	b/	b/	b/	b/
25	Harrison	-	-	-	-	-	-	-	-	-	-	-	-
26	Hickam	-	-	-	-	-	-	-	-	-	-	-	-
27	Hill	18	5	13	5	2	6	-	12	6	6	3	-
28	Keesler	24	16	8	4	2	1	1	4	-	4	3	-
29	Kelly	8	3	5	3	-	1	1	3	-	3	3	-
30	Kirtland	10	2	8	6	0	1	1	1	-	1	-	1
31	Lackland	103	11	92	58	12	22	-	193	22	171	78	71
32	Ladd	-	-	-	-	-	-	-	-	-	-	-	-
33	Langley	12	4	8	4	1	3	-	11	7	4	1	-
34	Lawson	3	-	3	3	-	-	-	2	1	1	1	-
35	Lockbourne	40	15	25	7	3	15	-	8	8	-	-	-
36	Lowry	28	12	16	13	2	1	-	23	12	11	9	2
37	MacDill	16	10	6	4	1	1	-	7	5	2	1	-
38	March	68	28	40	15	1	21	3	41	19	22	4	-
39	Marietta	7	-	7	6	1	-	-	5	1	4	3	1
40	Marshall	1	1	-	-	-	-	-	-	-	-	-	-
41	Mather	10	6	4	2	-	2	-	1	1	-	-	-
42	Maxwell	29	15	14	-	2	12	-	10	6	4	-	1
43	McChord	55	23	32	4	-	27	1	17	6	11	4	-
44	McClellan	6	4	2	-	-	2	-	2	2	1	-	-
45	Mitchel	74	35	39	5	8	22	4	30	13	17	2	3
46	Moses Lake	-	-	-	-	-	-	-	-	-	-	-	-
47	Offutt	61	38	23	8	7	8	-	-	-	-	-	-
48	Olmstead	70	32	38	15	5	14	4	67	38	29	19	1
49	Orlando	23	14	9	4	2	3	-	e/	e/	e/	e/	e/
50	Perrin	19	2	17	9	3	3	2	3	-	3	3	-
51	Pope	45	14	31	14	1	16	-	8	5	3	-	-
52	Ramey	-	-	-	-	-	-	-	-	-	-	-	-
53	Randolph	20	7	13	7	-	5	1	17	11	6	2	1
54	Scott	23	11	12	6	1	5	-	-	-	-	-	-
55	Selfridge	29	11	18	13	2	2	1	-	-	-	-	-
56	Shaw	b/	10	2	1	-	-	1	5	2	-	-	-
57	Sherman	22	14	8	6	-	1	1	-	-	-	-	-
58	Snaky Hill	11	7	4	-	-	4	-	8	-	8	5	-
59	Spokane	6	5	1	-	-	-	1	2	2	-	-	-
60	Stewart	18	6	12	1	-	11	-	-	-	-	-	-
61	Tinker	e/	e/	e/	e/	e/	e/	e/	-	-	-	-	-
62	Turner	8	3	5	3	1	1	-	1	-	1	-	-
63	Walker	13	7	6	3	1	-	2	3	2	1	1	-
64	Warner Robins	12	3	9	5	-	4	-	3	1	2	1	-
65	Weaver	5	2	3	3	-	-	-	2	1	1	-	-
66	Westover	55	20	35	11	4	19	1	18	6	12	5	1
67	Williams	20	10	10	7	2	1	-	9	5	4	2	-
68	Wright-Patterson	33	21	12	2	2	8	-	23	10	13	2	1

BY EXAMINING BOARDS, BY MONTH: JAN THROUGH DEC, 1948. Continued

Reason for Disqualification		Total Examined	Qual-ified	Dis-qualified	Reason for Disqualification				Total Examined	Qual-ified	Dis-qualified	Reason for Disqualification				Line Number		
Physical	Moral				Edu-cational	Qual-ifying Exam-ination	Phys-ical	Moral				Edu-cational	Qual-ifying Exam-ination	Phys-ical	Moral			
ber		November								December								
166	8	817	271	519	299	53	154	13	886	297	575	283	65	208	17	1		
2	-	5	5	-	-	-	-	-	6	2	4	3	-	1	-	2		
7	-	10	6	4	4	-	-	-	14	7	7	3	2	2	-	3		
1	-	2	-	2	-	1	1	-	3	-	3	1	2	-	-	4		
-	-	-	-	-	-	-	-	-	c/	c/	c/	c/	c/	c/	c/	5		
2	-	11	4	7	2	4	1	-	16	4	12	8	4	-	-	6		
-	-	10	4	6	6	-	-	-	5	2	3	3	-	-	-	7		
-	-	-	-	-	-	-	-	-	11	4	5	3	-	2	-	8		
-	-	1	1	-	-	-	-	-	-	-	-	-	-	-	-	9		
22	-	60	14	46	16	-	25	5	58	16	42	14	3	25	-	10		
-	-	3	-	3	3	-	-	-	1	-	1	1	-	-	-	11		
-	-	5	3	2	2	-	-	-	13	7	6	1	-	5	-	12		
-	-	-	-	-	-	-	-	-	3	3	-	-	-	-	-	13		
-	-	-	-	-	-	-	-	-	-	-	-	-	-	-	-	14		
-	1	1	-	1	-	1	-	-	c/	c/	c/	c/	c/	c/	c/	15		
-	-	2	-	2	-	2	-	-	-	-	-	-	-	-	-	16		
-	-	10	-	10	7	3	-	-	8	2	6	3	2	1	-	17		
-	-	9	5	4	3	1	-	-	8	4	4	3	-	1	-	18		
-	-	4	-	4	4	-	-	-	11	5	6	4	-	2	-	19		
1	-	7	6	1	5	1	-	-	11	8	3	2	-	1	-	20		
6	-	7	1	6	5	-	1	-	5	-	5	4	-	1	-	21		
-	-	5	-	5	5	-	-	-	20	12	8	2	-	5	1	22		
3	1	31	6	25	14	1	10	-	14	5	9	5	1	3	-	23		
b/	b/	b/	b/	b/	b/	b/	b/	b/	b/	b/	b/	b/	b/	b/	b/	24		
-	-	-	-	-	-	-	-	-	-	-	-	-	-	-	-	25		
-	-	6	-	6	1	3	2	-	4	2	2	1	-	-	1	26		
3	-	0	1	5	3	-	2	-	12	5	7	4	1	2	-	27		
1	-	2	1	1	1	-	1	-	17	2	15	5	1	8	1	28		
-	-	1	-	1	1	-	-	-	8	6	2	2	-	-	-	29		
-	-	2	1	1	-	1	-	-	3	1	2	2	-	-	-	30		
43	1	218	48	143	99	9	35	-	120	20	89	74	15	-	-	31		
-	-	a/ 1	1	-	-	-	-	-	-	-	-	-	-	-	-	32		
3	-	4	3	1	-	-	-	-	16	4	12	10	-	2	-	33		
-	-	-	-	-	-	-	-	-	-	-	-	-	-	-	-	34		
-	-	27	15	12	10	1	1	-	c/	c/	c/	c/	c/	c/	c/	35		
-	-	21	11	10	9	1	1	-	6	3	3	3	-	-	-	36		
1	-	26	8	18	18	-	-	-	4	4	-	-	-	-	-	37		
18	-	29	9	20	9	-	11	-	47	7	40	9	1	30	-	38		
-	-	12	2	10	9	-	1	-	2	-	2	2	-	-	-	39		
-	-	-	-	-	-	-	-	-	2	-	2	-	-	2	-	40		
-	-	4	1	3	3	-	-	-	5	3	2	2	-	-	-	41		
3	-	3	2	1	-	1	-	-	8	6	2	-	-	2	-	42		
7	-	25	9	16	6	1	9	-	34	13	21	2	1	18	-	43		
1	-	-	-	-	-	-	-	-	-	-	-	-	-	-	-	44		
11	1	54	16	38	6	14	13	5	47	15	32	1	4	22	5	45		
-	-	-	-	-	-	-	-	-	-	-	-	-	-	-	-	46		
-	-	3	1	2	-	1	1	-	2	2	-	-	-	-	-	47		
2	2	41	27	14	11	2	1	-	26	16	10	3	2	5	-	48		
c/	c/	-	-	-	-	-	-	-	7	2	5	2	-	3	-	49		
1	-	4	1	3	1	-	1	1	3	-	3	3	-	-	-	50		
2	1	7	1	6	6	-	-	-	11	2	9	9	-	-	-	51		
-	-	-	-	-	-	-	-	-	-	-	-	-	-	-	-	52		
2	1	7	2	5	4	-	1	-	6	1	5	4	-	-	1	53		
-	-	17	16	7	2	2	3	-	17	6	11	6	1	3	1	54		
-	-	-	-	-	-	-	-	-	62	12	50	33	11	4	2	55		
-	-	2	-	2	2	-	-	-	k/ 3	-	2	-	-	-	-	56		
-	-	25	8	17	10	1	5	1	-	-	-	-	-	-	-	57		
3	-	15	9	6	5	-	1	-	11	5	6	5	-	1	-	58		
-	-	3	3	-	-	-	-	-	3	3	-	-	-	-	-	59		
-	-	-	-	-	-	-	-	-	43	13	30	6	2	22	-	60		
-	-	2	2	-	-	-	-	-	24	17	7	1	-	5	1	61		
1	-	-	-	-	-	-	-	-	2	1	1	1	-	-	-	62		
1	-	2	2	-	-	1	-	-	3	2	1	1	-	-	-	63		
1	-	5	1	4	2	1	1	-	2	-	2	2	-	-	-	64		
6	-	15	7	8	1	1	5	1	59	21	38	11	10	14	3	66		
2	-	18	-	18	6	-	11	-	16	-	16	10	1	5	-	67		
10	-	25	14	11	4	-	7	-	38	-	20	8	1	11	-	68		

TABLE 69.-- AVIATION CADET PROSPECTS INTERVIEWED, EXAMINED AND APPLICATIONS PASSED AND FORWARDED TO EXAMINING BOARDS, BY AIR FORCE, BY MONTH: JAN THROUGH DEC, 1948

Air Force and Month	Number Interviewed	Number Examined	Number Passed	Air Force and Month	Number Interviewed	Number Examined	Number Passed
<u>First Air Force</u>				<u>Tenth Air Force</u>			
<u>Total</u>	<u>3,406</u>	<u>1,468</u>	<u>746</u>	<u>Total</u>	<u>2,659</u>	<u>971</u>	<u>611</u>
January	40	18	15	January	58	7	2
February	20	4	4	February	91	28	22
March	191	28	28	March	69	13	9
April	1	-	-	April	277	73	64
May	172	7	7	May	141	56	34
June	28	16	9	June	193	83	42
July	a/	a/	a/	July	40	12	4
August	729	567	241	August	195	96	51
September	350	234	106	September	146	95	42
October	319	213	101	October	342	127	81
November	585	146	88	November	604	196	128
December	971	235	147	December	503	185	132
<u>Second Air Force</u>				<u>Eleventh Air Force</u>			
<u>Total</u>	<u>700</u>	<u>112</u>	<u>77</u>	<u>Total</u>	<u>435</u>	<u>31</u>	<u>24</u>
January	157	21	13	January	a/	a/	a/
February	25	4	3	February	a/	a/	a/
March	13	3	2	March	a/	a/	a/
April	257	29	13	April	237	14	10
May	186	15	12	May	183	14	11
June	62	40	34	June	15	3	3
July b/	-	-	-	July c/	-	-	-
<u>Fourth Air Force</u>				<u>Fourteenth Air Force</u>			
<u>Total</u>	<u>2,062</u>	<u>851</u>	<u>491</u>	<u>Total</u>	<u>2,069</u>	<u>1,250</u>	<u>709</u>
January	57	6	5	January	a/	a/	a/
February	30	9	9	February	45	21	13
March	a/	a/	a/	March	37	6	5
April	30	4	4	April	a/	a/	a/
May	67	5	4	May	a/	a/	a/
June	10	1	1	June	a/	a/	a/
July	a/	a/	a/	July	4	4	3
August	299	117	61	August	509	319	154
September	434	243	116	September	428	332	166
October	133	58	34	October	174	93	53
November	648	229	136	November	508	268	171
December	354	179	121	December	364	207	144

a/ No reports received.

b/ Second Air Force inactivated as of July 1948.

c/ Eleventh Air Force inactivated as of July 1948.

Source: Personnel Procurement, Division, Deputy Chief of Staff, Personnel, USAF, Hq.

TABLE 70.-- COMPARISON OF UNAUTHORIZED USAF ENLISTMENTS, BY MONTH: JAN THROUGH DEC, 1948

Type of Unauthorized Enlistment	Total	Jan	Feb	Mar	Apr	May	Jun	Jul	Aug	Sep	Oct	Nov	Dec
Aggregate Unauthorized Enlistments													
<u>Total</u>	<u>721</u>	-	<u>264</u>	<u>131</u>	<u>184</u>	<u>103</u>	<u>2</u>	<u>30</u>	<u>12</u>	-	-	-	-
Minority	438	-	188	89	65	72	1	15	8	-	-	-	-
Fraud	53	-	8	11	19	5	-	9	1	-	-	-	-
Criminal Record	101	-	39	16	21	18	1	5	1	-	-	-	-
No Parental Consent	77	-	-	-	76	1	-	-	-	-	-	-	-
Concealed Disability	3	-	3	-	-	-	-	-	-	-	-	-	-
Physical	2	-	1	1	-	-	-	-	-	-	-	-	-
Inaptitude	9	-	6	3	-	-	-	-	-	-	-	-	-
Non-Citizen	6	-	3	-	-	3	-	-	-	-	-	-	-
Illiterate	1	-	-	1	-	-	-	-	-	-	-	-	-
Concealed Prior Service	38	-	21	10	1	3	-	1	2	-	-	-	-
Erroneous Enlistment as Negro	2	-	-	-	2	-	-	-	-	-	-	-	-
Parolee	1	-	-	-	-	1	-	-	-	-	-	-	-
Joint US Army and US Air Forces Recruiting Service Stations													
<u>Total</u>	<u>650</u>	-	<u>239</u>	<u>114</u>	<u>159</u>	<u>96</u>	<u>a/</u>	<u>30</u>	<u>12</u>	-	-	-	-
Minority	379	-	165	76	50	65	a/	15	8	-	-	-	-
Fraud	51	-	8	10	18	5	a/	9	1	-	-	-	-
Criminal Record	90	-	33	15	18	18	a/	5	1	-	-	-	-
No Parental Consent	71	-	-	-	70	1	a/	-	-	-	-	-	-
Concealed Disability	3	-	3	-	-	-	a/	-	-	-	-	-	-
Physical	2	-	1	1	-	-	a/	-	-	-	-	-	-
Inaptitude	9	-	6	3	-	-	a/	-	-	-	-	-	-
Non-Citizen	5	-	2	-	-	3	a/	-	-	-	-	-	-
Illiterate	1	-	-	1	-	-	a/	-	-	-	-	-	-
Concealed Prior Service	36	-	21	8	1	3	a/	1	2	-	-	-	-
Erroneous Enlistment as Negro	2	-	-	-	2	-	a/	-	-	-	-	-	-
Parolee	1	-	-	-	-	1	a/	-	-	-	-	-	-
Air Force Installations													
<u>Total</u>	<u>81</u>	-	<u>30</u>	<u>17</u>	<u>25</u>	<u>7</u>	<u>2</u>	-	-	-	-	-	-
Minority	59	-	23	13	15	7	1	-	-	-	-	-	-
Fraud	2	-	-	1	1	-	-	-	-	-	-	-	-
Criminal Record	11	-	6	1	3	-	1	-	-	-	-	-	-
No Parental Consent	6	-	-	-	6	-	-	-	-	-	-	-	-
Concealed Disability	-	-	-	-	-	-	-	-	-	-	-	-	-
Physical	-	-	-	-	-	-	-	-	-	-	-	-	-
Inaptitude	-	-	-	-	-	-	-	-	-	-	-	-	-
Non-Citizen	1	-	1	-	-	-	-	-	-	-	1	-	-
Illiterate	-	-	-	-	-	-	-	-	-	-	-	-	-
Concealed Prior Service	2	-	-	2	-	-	-	-	-	-	-	-	-
Erroneous Enlistment as Negro	-	-	-	-	-	-	-	-	-	-	-	-	-

a/ Unauthorized enlistment figures effected at joint Recruiting Service Stations during June 1948, are not available.

Source: Personnel Procurement Division, Deputy Chief of Staff, Personnel, USAF, Hq.

TABLE 71.-- OFFENSES COMMITTED BY MILITARY PERSONNEL ASSIGNED TO AIR FORCE INSTALLATIONS IN CONTINENTAL US:
BY MONTH: JAN THROUGH DEC, 1948

(Figures are actual figures and are as near end of month as possible)

Note:--ATC includes ATC (domestic) and those ATC (foreign) installations not under a theater commander. Table covers all accidents happening on the posts.

Item	USAF Total	January	February	March	
Actual Strength	a/	238,999	246,647	250,506	
Value of Government Property Lost.	\$440,587.65	\$46,638.70	\$27,681.72	\$28,898.19	
Value of Gov't Property Recovered.	325,278.00	66,347.80	31,673.83	16,204.76	
Offenses	Total Cases	Total Cases	Total Cases	Total Cases	
Property Damage	255	21	21	25	
Motor Vehicle Accidents	3,963	487	431	325	
Traffic Violations	22,026	3,712	2,973	1,687	
Uniform Violations	18,086	1,500	1,710	1,633	
Pass Violations	6,352	513	552	540	
Misappropriations (Robbery, Fraud, Burglarly and Theft)	7,505	719	619	721	
Drunk and Disorderly	13,101	998	1,208	1,547	
Insubordinations	787	60	64	48	
Assaults	486	55	34	36	
Sex Offenses	260	31	30	29	
Unnatural Deaths	94	5	10	5	
Going AWOL	30,805	2,643	2,252	2,557	
Returning from AWOL	28,850	2,613	2,075	2,391	
Man Days Lost from AWOL	387,040	35,731	27,268	27,402	
Item	April	May	June	July	
Actual Strength	248,620	246,362	244,998	250,109	
Value of Government Property Lost.	\$46,422.94	\$64,735.51	\$43,802.36	\$51,528.89	
Value of Gov't Property Recovered.	23,050.26	19,948.87	43,494.92	43,197.70	
Offenses	Total Cases	Total Cases	Total Cases	Total Cases	
Property Damage	20	11	26	10	
Motor Vehicle Accidents	277	292	331	332	
Traffic Violations	1,503	1,518	1,491	1,643	
Uniform Violations	2,124	1,382	1,420	1,672	
Pass Violations	555	524	455	544	
Misappropriations (Robbery, Fraud, Burglarly and Theft)	632	505	604	551	
Drunk and Disorderly	1,248	1,096	963	1,042	
Insubordinations	71	88	72	73	
Assaults	53	45	46	37	
Sex Offenses	22	27	17	26	
Unnatural Deaths	11	5	6	14	
Going AWOL	2,782	2,791	3,006	3,235	
Returning from AWOL	2,615	2,535	2,608	3,104	
Man Days Lost from AWOL	31,147	35,136	37,434	33,297	
Item	August	September	October	November ^{b/}	December
Actual Strength	256,114	254,870	257,817	259,936	260,533
Value of Government Property Lost.	\$25,085.50	\$45,097.81	\$24,158.75	\$15,097.95	\$21,439.33
Value of Gov't Property Recovered.	13,399.85	38,536.44	11,060.35	9,605.53	8,757.69
Offenses	Total Cases	Total Cases	Total Cases	Total Cases	Total Cases
Property Damage	17	27	34	26	17
Motor Vehicle Accidents	286	326	272	239	365
Traffic Violations	1,890	1,390	1,498	1,334	1,387
Uniform Violations	2,128	1,394	1,153	1,040	930
Pass Violations	602	513	635	503	416
Misappropriations (Robbery, Fraud, Burglarly and Theft)	685	615	671	596	587
Drunk and Disorderly	1,005	1,040	1,360	856	738
Insubordination	76	52	57	58	68
Assaults	38	37	40	32	33
Sex Offenses	17	13	8	16	24
Unnatural Deaths	4	8	12	8	6
Going AWOL	2,669	2,567	2,388	1,923	1,992
Returning from AWOL	2,634	2,435	2,149	1,930	1,761
Man Days Lost from AWOL	38,192	35,840	32,175	27,324	26,094

a/ Not available

b/ November figures do not include TAC. (TAC report not received)

Source: Office of the Air Provost Marshal, Inspector General, USAF Hq.

SPECIAL TABLE.-- NAVY PERSONNEL ATTACHED TO MILITARY AIR TRANSPORT SERVICE FOR DUTY: JUN THROUGH DEC, 1948

Note:-- MATS organization effective, 1 June 1948. Figures in this table are not included in any other personnel tables in this section.

Month	Total	Officers	Enlisted	Month	Total	Officers	Enlisted
June	2,736	385	2,351	October	2,726	454	2,272
July	2,767	415	2,352	November	2,795	454	2,341
August	2,785	446	2,339	December	2,881	457	2,424
September	2,786	450	2,336				

Source: Headquarters, Military Air Transport, Andrews AF Base.

TABLE 72.- CIVILIAN PERSONNEL COMMAND STRENGTH, BY SEX, BY COMMAND, CONTINENTAL US AND OVERSEAS, BY MONTH: JAN THROUGH DEC, 1948

Command and Sex	Jan	Feb	Mar	Apr	May	Jun	Jul	Aug	Sep	Oct	Nov	Dec
Worldwide												
<u>Worldwide - Total</u>	-	-	-	-	-	-	-	-	-	155,752	156,679	157,799
Male - Total	-	-	-	-	-	-	-	-	-	117,858	118,633	119,570
Female - Total	-	-	-	-	-	-	-	-	-	37,894	38,026	38,229
Continental												
<u>Continental - Total</u>	112,777	113,680	115,331	117,305	118,852	121,103	123,181	124,299	125,969	128,361	129,644	130,916
Male - Total	85,156	85,849	87,166	88,810	89,620	91,197	92,930	93,486	94,648	96,380	97,306	98,290
Female - Total	27,621	27,831	28,165	28,495	29,232	29,906	30,251	30,773	31,321	31,981	32,338	32,656
<u>Chief of Staff - Total</u>	1,584	1,674	1,718	2,084	2,191	2,311	3,172	3,608	3,689	3,899	4,048	4,116
Male	531	538	563	719	748	790	1,358	1,487	1,520	1,601	1,635	1,689
Female	1,053	1,136	1,155	1,365	1,445	1,521	1,814	2,121	2,169	2,298	2,413	2,457
<u>Strategic Air Command - Total</u>	5,143	5,052	5,077	5,210	5,283	5,352	5,556	5,688	6,314	6,548	6,371	6,395
Male	3,506	3,425	3,421	3,537	3,596	3,650	3,796	3,884	4,286	4,261	4,330	4,333
Female	1,637	1,627	1,656	1,673	1,687	1,702	1,760	1,804	2,028	2,087	2,041	2,062
<u>Tactical Air Command - Total</u> a/	3,885	3,895	3,900	3,945	4,015	4,051	4,041	3,960	4,156	4,212	4,039	-
Male	2,677	2,690	2,683	2,723	2,777	2,822	2,798	2,743	2,890	2,939	2,804	-
Female	1,208	1,205	1,217	1,222	1,238	1,229	1,245	1,217	1,266	1,273	1,235	-
<u>Air Defense Command - Total</u> a/	6,199	6,194	6,266	6,805	7,035	7,349	7,223	7,175	6,762	7,058	7,175	-
Male	4,210	4,241	4,277	4,692	4,886	5,151	5,109	5,058	4,747	4,910	4,999	-
Female	1,989	1,953	1,989	2,113	2,149	2,198	2,114	2,117	2,015	2,148	2,176	-
<u>Continental Air Command - Total</u> b/	-	-	-	-	-	-	-	-	-	-	-	11,770
Male	-	-	-	-	-	-	-	-	-	-	-	8,252
Female	-	-	-	-	-	-	-	-	-	-	-	3,518
<u>Military Air Transport Service - Total</u> a/	3,895	3,886	3,873	3,792	3,782	3,509	3,396	3,383	3,369	3,424	3,945	3,822
Male	2,735	2,712	2,686	2,615	2,586	2,329	2,216	2,175	2,169	2,211	2,604	2,504
Female	1,160	1,174	1,187	1,177	1,196	1,180	1,180	1,208	1,200	1,213	1,341	1,318
<u>Air Proving Ground - Total</u> c/	943	-	-	-	-	1,129	1,138	1,130	1,132	1,187	1,175	1,131
Male	796	-	-	-	-	893	897	887	879	942	938	902
Female	147	-	-	-	-	236	241	243	253	245	237	229
<u>Air Materiel Command - Total</u> a/	79,584	81,289	82,719	83,482	84,063	84,744	85,986	86,215	86,748	87,883	88,460	88,967
Male	62,943	64,416	65,684	66,519	66,802	67,272	68,382	68,562	69,037	69,996	70,459	70,860
Female	16,641	16,873	17,035	16,963	17,261	17,472	17,604	17,653	17,711	17,887	18,001	18,107
<u>Air Training Command - Total</u>	8,844	9,000	9,125	9,343	9,809	9,966	9,976	10,324	10,725	11,040	11,300	11,626
Male	5,925	6,000	6,064	6,222	6,427	6,484	6,552	6,804	7,029	7,222	7,435	7,686
Female	2,919	3,000	3,061	3,121	3,382	3,482	3,424	3,520	3,696	3,818	3,865	3,940

a/ Became part of Continental Air Command, 1 Dec 1948.

b/ Formerly Tactical Air Command and Air Defense Command, Jan through Nov, 1948.

c/ Formerly Air Transport Command, Jan through May, 1948.

d/ Included in Air Materiel Command, Jan through May, 1948.

e/ Included Air Proving Ground, Jan through May, 1948.

f/ Formerly Bolling Field Command, Jan through Feb, 1948.

TABLE 72.-- CIVILIAN PERSONNEL COMMAND STRENGTH, BY SEX, BY COMMAND, CONTINENTAL US AND OVERSEAS, BY MONTH: JAN THROUGH DEC, 1948. Continued

Command and Sex	Jan	Feb	Mar	Apr	May	Jun	Jul	Aug	Sep	Oct	Nov	Dec
<u>Air University - Total</u>	1,980	1,968	1,914	1,892	1,925	1,929	1,925	1,994	2,009	1,975	1,963	1,951
Male	1,294	1,288	1,233	1,226	1,247	1,244	1,257	1,312	1,322	1,286	1,269	1,254
Female	686	680	681	666	678	685	668	682	687	689	694	697
<u>Headquarters Command - Total</u>	720	722	739	752	749	763	768	782	1,065	1,135	1,168	1,168
Male	539	539	555	557	553	562	567	574	769	812	833	840
Female	181	183	184	195	196	201	201	208	296	323	335	328
	Overseas											
<u>Overseas - Total</u>	-	-	-	-	-	-	-	-	-	27,391	27,034	26,853
Male	-	-	-	-	-	-	-	-	-	21,478	21,347	21,280
Female	-	-	-	-	-	-	-	-	-	5,913	5,688	5,573
<u>Far East Air Forces - Total</u>	-	-	-	-	-	-	-	-	-	8,039	7,824	7,708
Male	-	-	-	-	-	-	-	-	-	6,626	6,426	6,326
Female	-	-	-	-	-	-	-	-	-	1,413	1,398	1,382
<u>U.S. Air Forces, Europe - Total</u>	-	-	-	-	-	-	-	-	-	694	738	747
Male	-	-	-	-	-	-	-	-	-	253	258	296
Female	-	-	-	-	-	-	-	-	-	441	480	451
<u>Military Air Transport Service - Total</u>	-	-	-	-	-	-	-	-	-	5,719	5,717	5,714
Male	-	-	-	-	-	-	-	-	-	4,713	4,687	4,703
Female	-	-	-	-	-	-	-	-	-	1,006	1,030	1,011
<u>Alaskan Air Command - Total</u>	-	-	-	-	-	-	-	-	-	2,661	2,619	2,591
Male	-	-	-	-	-	-	-	-	-	1,789	1,692	1,680
Female	-	-	-	-	-	-	-	-	-	872	927	911
<u>Caribbean Air Command - Total</u>	-	-	-	-	-	-	-	-	-	6,727	6,612	6,622
Male	-	-	-	-	-	-	-	-	-	5,527	5,730	5,744
Female	-	-	-	-	-	-	-	-	-	1,200	882	878
<u>Pacific Air Command - Total</u>	-	-	-	-	-	-	-	-	-	3,551	3,499	3,444
Male	-	-	-	-	-	-	-	-	-	2,570	2,539	2,515
Female	-	-	-	-	-	-	-	-	-	981	960	929
<u>Headquarters Command - Total</u>	-	-	-	-	-	-	-	-	-	-	26	27
Male	-	-	-	-	-	-	-	-	-	-	15	16
Female	-	-	-	-	-	-	-	-	-	-	11	11

TABLE 73.-- CIVILIAN PERSONNEL COMMAND STRENGTH, BY TYPE OF APPOINTMENT, BY COMMAND, CONTINENTAL US AND OVERSEAS, BY MONTH: JAN THROUGH DEC, 1948

Command and Type of Appointment	Jan	Feb	Mar	Apr	May	Jun	Jul	Aug	Sep	Oct	Nov	Dec
Worldwide												
Worldwide - Total	-	-	-	-	-	-	-	-	-	155,752	156,679	157,799
Permanent & Probational - Total	-	-	-	-	-	-	-	-	-	98,129	101,112	103,488
WSI & TI - Total	-	-	-	-	-	-	-	-	-	44,492	42,292	40,659
Temporary - Total	-	-	-	-	-	-	-	-	-	13,131	13,275	13,652
Continental												
Continental - Total	112,777	113,680	115,331	117,305	118,852	121,103	123,181	124,259	125,969	128,361	129,644	130,946
Permanent & Probational - Total	61,886	64,637	66,881	69,313	72,228	74,809	77,652	80,389	82,640	86,229	89,107	91,802
WSI & TI - Total	49,931	48,127	47,499	46,995	45,591	45,088	44,580	42,755	42,154	40,980	39,173	37,778
Temporary - Total	960	916	951	997	1,033	1,206	949	1,115	1,175	1,152	1,364	1,366
Chief of Staff - Total	1,584	1,674	1,718	2,084	2,191	2,311	3,172	3,608	3,689	3,899	4,048	4,116
Permanent & Probational	1,065	1,110	1,170	1,482	1,543	1,619	2,368	2,665	2,678	2,844	2,918	3,010
WSI & TI	499	550	528	567	615	641	756	901	969	1,012	1,084	1,060
Temporary	20	14	20	35	33	51	48	42	42	43	46	46
Strategic Air Command - Total	5,143	5,052	5,077	5,210	5,283	5,352	5,556	5,688	6,314	6,548	6,371	6,395
Permanent & Probational	2,746	2,781	2,924	3,086	3,236	3,350	3,401	3,555	4,094	4,242	4,190	4,300
WSI & TI	2,370	2,240	2,129	2,105	2,026	1,978	2,121	2,053	2,162	2,232	2,081	2,027
Temporary	27	31	24	19	21	24	34	80	58	74	100	68
Tactical Air Command - Total	3,885	3,895	3,900	3,945	4,015	4,051	4,041	3,960	4,156	4,212	4,039	-
Permanent & Probational	1,909	1,981	2,085	2,105	2,092	2,419	2,275	2,289	2,476	2,560	2,492	-
WSI & TI	1,946	1,873	1,784	1,802	1,872	1,471	1,712	1,631	1,654	1,619	1,377	-
Temporary	30	41	31	38	51	161	54	40	26	33	170	-
Air Defense Command - Total	6,199	6,194	6,266	6,805	7,035	7,349	7,223	7,175	6,762	7,058	7,175	-
Permanent & Probational	3,045	3,107	3,221	3,496	3,619	3,735	3,837	3,956	3,620	3,907	3,918	-
WSI & TI	3,075	2,997	2,954	3,191	3,303	3,416	3,298	3,084	2,918	2,990	3,101	-
Temporary	79	90	91	118	113	198	88	135	224	161	156	-
Continental Air Command - Total	-	-	-	-	-	-	-	-	-	-	-	11,770
Permanent & Probational	-	-	-	-	-	-	-	-	-	-	-	6,880
WSI & TI	-	-	-	-	-	-	-	-	-	-	-	4,687
Temporary	-	-	-	-	-	-	-	-	-	-	-	203
Military Air Command - Total	3,895	3,886	3,873	3,792	3,782	3,509	3,396	3,383	3,369	3,424	3,945	3,822
Permanent & Probational	1,736	1,738	1,835	1,827	1,927	1,880	1,847	1,944	1,994	2,057	2,357	2,333
WSI & TI	2,143	2,130	2,015	1,947	1,835	1,610	1,537	1,427	1,366	1,353	1,445	1,280
Temporary	16	18	23	18	20	19	12	12	9	14	143	209
Air Proving Ground - Total	943	-	-	-	-	1,129	1,138	1,130	1,132	1,137	1,175	1,131
Permanent & Probational	353	-	-	-	-	467	486	482	501	505	566	514
WSI & TI	569	-	-	-	-	624	610	626	621	613	600	587
Temporary	21	-	-	-	-	38	42	22	10	69	69	30
Air Materiel Command - Total	79,584	81,289	82,719	83,482	84,063	84,744	85,986	86,215	86,748	87,883	88,460	88,967
Permanent & Probational	43,744	46,467	48,034	49,541	51,837	53,244	55,208	57,073	58,432	60,614	61,188	61,961
WSI & TI	35,331	34,373	34,165	33,441	31,734	31,048	30,337	28,692	27,862	26,872	24,892	23,553
Temporary	509	449	520	500	492	452	411	450	451	397	380	453
Air Training Command - Total	8,844	9,000	9,125	9,343	9,809	9,966	9,976	10,324	10,725	11,040	11,300	11,626
Permanent & Probational	5,886	6,036	6,145	6,270	6,463	6,560	6,644	6,815	7,046	7,619	7,592	7,843
WSI & TI	2,879	2,858	2,871	2,912	3,175	3,250	3,205	3,313	3,453	3,131	3,465	3,479
Temporary	79	106	109	161	171	156	127	196	226	290	243	304

TABLE 73.-- CIVILIAN PERSONNEL COMMAND STRENGTH, BY TYPE OF APPOINTMENT, BY COMMAND, CONTINENTAL US AND OVERSEAS, BY MONTH: JAN THROUGH DEC, 1948. Continued

847230 O-49-8

Command and Type of Appointment	Jan	Feb	Mar	Apr	May	Jun	Jul	Aug	Sep	Oct	Nov	Dec
<u>Air University - Total</u>	1,280	1,268	1,214	1,892	1,925	1,929	1,925	1,994	2,009	1,975	1,293	1,251
Permanent & Probational	1,064	1,062	1,091	1,114	1,116	1,138	1,180	1,200	1,195	1,215	1,226	1,238
W&I & TI	738	740	691	571	678	686	646	661	694	696	683	664
Temporary	178	166	132	107	131	105	99	133	120	64	54	49
<u>Headquarters Command - Total</u> ^{d/}	720	722	739	752	749	763	768	782	1,065	1,135	1,168	1,168
Permanent & Probational	338	355	376	392	395	397	406	410	604	666	720	723
W&I & TI	381	366	362	359	353	364	358	367	455	462	445	441
Temporary	1	1	1	1	1	2	4	5	6	7	3	4
Overseas												
<u>Overseas - Total - Total</u>	-	-	-	-	-	-	-	-	-	27,391	27,035	26,853
Permanent & Probational - Total	-	-	-	-	-	-	-	-	-	11,900	12,005	11,686
W&I & TI - Total	-	-	-	-	-	-	-	-	-	3,512	3,119	2,881
Temporary - Total	-	-	-	-	-	-	-	-	-	11,979	11,911	12,286
<u>Far East Air Forces - Total</u>	-	-	-	-	-	-	-	-	-	8,039	7,824	7,708
Permanent & Probational	-	-	-	-	-	-	-	-	-	4,266	4,072	2,245
W&I & TI	-	-	-	-	-	-	-	-	-	187	185	182
Temporary	-	-	-	-	-	-	-	-	-	3,586	3,567	5,281
<u>U. S. Air Forces, Europe - Total</u>	-	-	-	-	-	-	-	-	-	694	738	747
Permanent & Probational	-	-	-	-	-	-	-	-	-	596	651	663
W&I & TI	-	-	-	-	-	-	-	-	-	-	-	-
Temporary	-	-	-	-	-	-	-	-	-	98	87	84
<u>Military Air Transport Service - Total</u> ^{e/}	-	-	-	-	-	-	-	-	-	5,719	5,717	5,714
Permanent & Probational	-	-	-	-	-	-	-	-	-	164	244	1,608
W&I & TI	-	-	-	-	-	-	-	-	-	1,372	1,233	1,056
Temporary	-	-	-	-	-	-	-	-	-	4,183	4,240	3,050
<u>Alaskan Air Command - Total</u>	-	-	-	-	-	-	-	-	-	2,661	2,614	2,591
Permanent & Probational	-	-	-	-	-	-	-	-	-	2,645	2,603	2,579
W&I & TI	-	-	-	-	-	-	-	-	-	9	9	9
Temporary	-	-	-	-	-	-	-	-	-	7	7	3
<u>Caribbean Air Command - Total</u>	-	-	-	-	-	-	-	-	-	6,727	6,612	6,622
Permanent & Probational	-	-	-	-	-	-	-	-	-	2,675	2,662	2,814
W&I & TI	-	-	-	-	-	-	-	-	-	-	-	-
Temporary	-	-	-	-	-	-	-	-	-	4,052	3,950	3,808
<u>Pacific Air Command - Total</u>	-	-	-	-	-	-	-	-	-	3,551	3,499	3,444
Permanent & Probational	-	-	-	-	-	-	-	-	-	1,554	1,759	1,764
W&I & TI	-	-	-	-	-	-	-	-	-	1,944	1,692	1,634
Temporary	-	-	-	-	-	-	-	-	-	53	48	46
<u>Headquarters Command - Total</u>	-	-	-	-	-	-	-	-	-	-	26	27
Permanent & Probational	-	-	-	-	-	-	-	-	-	-	14	13
W&I & TI	-	-	-	-	-	-	-	-	-	-	-	-
Temporary	-	-	-	-	-	-	-	-	-	-	12	14

a/ Became part of Continental Air Command, 1 Dec 1948.

b/ Formerly Tactical Air Command and Air Defense Command, Jan through Nov, 1948.

c/ Formerly Air Transport Command, Jan through May, 1948.

d/ Included in Air Materiel Command, Jan through May, 1948.

e/ Included Air Proving Ground, Jan through May, 1948.

f/ Formerly Bolling Field Command, Jan through Feb, 1948.

TABLE 74.-- CIVILIAN PERSONNEL COMMAND STRENGTH, BY TYPE OF SERVICE, BY COMMAND, CONTINENTAL US, BY MONTH: JAN THROUGH DEC, 1948

Command and Grade Group	Jan	Feb	Mar	Apr	May	Jun	Jul	Aug	Sep	Oct	Nov	Dec
<u>Continental - Total</u>	<u>112,777</u>	<u>113,680</u>	<u>115,331</u>	<u>117,305</u>	<u>118,852</u>	<u>121,103</u>	<u>123,181</u>	<u>124,259</u>	<u>125,969</u>	<u>128,361</u>	<u>129,644</u>	<u>130,946</u>
<u>Graded - Total</u>	<u>46,711</u>	<u>46,968</u>	<u>47,402</u>	<u>48,037</u>	<u>49,021</u>	<u>49,967</u>	<u>51,188</u>	<u>51,964</u>	<u>52,688</u>	<u>53,952</u>	<u>54,747</u>	<u>55,394</u>
P - Total	3,921	3,927	3,965	4,000	4,093	4,162	4,220	4,264	4,320	4,433	4,583	4,779
SP - Total	1,600	1,603	1,635	2,159	1,898	1,995	2,047	2,102	2,143	2,227	2,307	2,372
CAF - Total	35,814	36,071	36,489	36,587	37,815	38,605	39,716	40,425	41,072	42,091	42,635	43,003
CPC Total	5,376	5,367	5,313	5,291	5,215	5,205	5,205	5,173	5,153	5,201	5,222	5,240
<u>Ungraded - Total</u>	<u>66,033</u>	<u>66,683</u>	<u>67,899</u>	<u>69,226</u>	<u>69,789</u>	<u>71,086</u>	<u>71,944</u>	<u>72,208</u>	<u>73,197</u>	<u>74,333</u>	<u>74,814</u>	<u>75,463</u>
Other - Total	33	29	30	42	42	50	49	87	84	76	83	89
<u>Chief of Staff - Total</u>	<u>1,584</u>	<u>1,674</u>	<u>1,718</u>	<u>2,084</u>	<u>2,191</u>	<u>2,311</u>	<u>3,172</u>	<u>3,608</u>	<u>3,689</u>	<u>3,899</u>	<u>4,048</u>	<u>4,116</u>
<u>Graded - Total</u>	<u>1,550</u>	<u>1,643</u>	<u>1,684</u>	<u>2,041</u>	<u>2,148</u>	<u>2,264</u>	<u>3,131</u>	<u>3,569</u>	<u>3,642</u>	<u>3,851</u>	<u>3,995</u>	<u>4,065</u>
P	101	103	107	179	177	182	181	185	188	201	206	216
SP	1	1	1	3	4	4	4	7	6	6	6	6
CAF	1,397	1,491	1,525	1,805	1,912	2,025	2,890	3,314	3,383	3,580	3,712	3,770
CPC	51	48	51	54	55	53	56	63	65	64	71	73
<u>Ungraded - Total</u>	<u>19</u>	<u>19</u>	<u>19</u>	<u>20</u>	<u>20</u>	<u>20</u>	<u>20</u>	<u>20</u>	<u>21</u>	<u>21</u>	<u>20</u>	<u>20</u>
Other	15	12	15	23	23	27	21	19	26	27	33	31
<u>Strategic Air Command - Total</u>	<u>5,143</u>	<u>5,052</u>	<u>5,077</u>	<u>5,210</u>	<u>5,283</u>	<u>5,352</u>	<u>5,556</u>	<u>5,688</u>	<u>6,314</u>	<u>6,548</u>	<u>6,371</u>	<u>6,395</u>
<u>Graded - Total</u>	<u>2,456</u>	<u>2,401</u>	<u>2,440</u>	<u>2,586</u>	<u>2,624</u>	<u>2,714</u>	<u>2,874</u>	<u>2,953</u>	<u>3,267</u>	<u>3,414</u>	<u>3,386</u>	<u>3,424</u>
P	193	195	199	205	214	238	249	269	296	312	310	316
SP	179	183	197	323	349	397	449	490	521	611	676	698
CAF	1,861	1,851	1,877	1,890	1,887	1,902	1,985	2,006	2,234	2,281	2,176	2,184
CPC	223	172	167	168	174	177	191	188	216	210	224	226
<u>Ungraded - Total</u>	<u>2,686</u>	<u>2,649</u>	<u>2,634</u>	<u>2,622</u>	<u>2,657</u>	<u>2,637</u>	<u>2,682</u>	<u>2,735</u>	<u>3,037</u>	<u>3,130</u>	<u>2,970</u>	<u>2,953</u>
Other	1	2	3	2	2	1	-	-	10	4	15	18
<u>Tactical Air Command - Total a/</u>	<u>3,885</u>	<u>3,895</u>	<u>3,900</u>	<u>3,945</u>	<u>4,015</u>	<u>4,051</u>	<u>4,041</u>	<u>3,960</u>	<u>4,156</u>	<u>4,212</u>	<u>4,039</u>	-
<u>Graded - Total</u>	<u>1,794</u>	<u>1,800</u>	<u>1,798</u>	<u>1,812</u>	<u>1,829</u>	<u>1,838</u>	<u>1,835</u>	<u>1,821</u>	<u>1,878</u>	<u>1,889</u>	<u>1,824</u>	-
P	80	79	78	78	76	81	84	83	92	88	89	-
SP	51	51	51	49	53	52	52	50	51	52	53	-
CAF	1,584	1,591	1,592	1,607	1,623	1,627	1,624	1,614	1,656	1,671	1,607	-
CPC	79	79	77	78	77	78	75	74	79	78	75	-
<u>Ungraded - Total</u>	<u>2,090</u>	<u>2,094</u>	<u>2,101</u>	<u>2,132</u>	<u>2,185</u>	<u>2,213</u>	<u>2,204</u>	<u>2,138</u>	<u>2,277</u>	<u>2,322</u>	<u>2,214</u>	-
Other	1	1	1	1	1	-	2	1	1	1	1	-

a/ Became part of Continental Air Command, 1 Dec 1948.

b/ Formerly Tactical Air Command and Air Defense Command, Jan through Nov, 1948.

c/ Formerly Air Transport Command, Jan through May, 1948.

d/ Included in Air Materiel Command, Jan through May, 1948.

e/ Included Air Proving Ground, Jan through May, 1948.

f/ Formerly Bolling Field Command, Jan through Feb, 1948

TABLE 74.-- CIVILIAN PERSONNEL COMMAND STRENGTH, BY TYPE OF SERVICE, BY COMMAND, CONTINENTAL US, BY MONTH: JAN THROUGH DEC, 1948. Continued

Command and Grade Group	Jan	Feb	Mar	Apr	May	Jun	Jul	Aug	Sep	Oct	Nov	Dec
<u>Air Defense Command - Total</u> . . . a/	<u>6,199</u>	<u>6,194</u>	<u>6,256</u>	<u>6,805</u>	<u>7,035</u>	<u>7,349</u>	<u>7,223</u>	<u>7,175</u>	<u>6,762</u>	<u>7,058</u>	<u>7,175</u>	-
Graded - Total	3,118	3,064	3,082	3,308	3,293	3,349	3,254	3,263	3,044	3,218	3,268	-
P	76	75	75	81	82	89	85	95	86	98	101	-
SP	72	70	70	70	72	72	70	60	66	59	57	-
CAF	2,557	2,523	2,551	2,706	2,739	2,795	2,702	2,719	2,571	2,733	2,763	-
CFC	413	396	386	451	400	393	397	389	321	328	347	-
Ungraded - Total	3,081	3,130	3,184	3,497	3,742	4,000	3,968	3,878	3,712	3,830	3,899	-
Other	-	-	-	-	-	-	1	34	6	10	8	-
<u>Continental Air Command - Total</u> b/	-	-	-	-	-	-	-	-	-	-	-	<u>11,770</u>
Graded - Total	-	-	-	-	-	-	-	-	-	-	-	5,284
P	-	-	-	-	-	-	-	-	-	-	-	204
SP	-	-	-	-	-	-	-	-	-	-	-	118
CAF	-	-	-	-	-	-	-	-	-	-	-	4,523
CFC	-	-	-	-	-	-	-	-	-	-	-	439
Ungraded - Total	-	-	-	-	-	-	-	-	-	-	-	6,476
Other	-	-	-	-	-	-	-	-	-	-	-	10
<u>Military Air Transport Service - Total</u> c/	<u>3,895</u>	<u>3,886</u>	<u>3,873</u>	<u>3,792</u>	<u>3,782</u>	<u>3,509</u>	<u>3,396</u>	<u>3,383</u>	<u>3,369</u>	<u>3,424</u>	<u>3,945</u>	<u>3,822</u>
Graded - Total	1,771	1,774	1,770	1,750	1,764	1,710	1,706	1,739	1,739	1,768	1,989	1,944
P	133	128	128	123	115	100	108	103	106	114	124	113
SP	48	47	49	50	51	52	45	49	51	54	69	69
CAF	1,536	1,547	1,542	1,520	1,541	1,505	1,510	1,546	1,539	1,558	1,724	1,690
CFC	54	52	51	57	57	53	43	41	43	42	72	72
Ungraded - Total	2,124	2,112	2,103	2,042	2,018	1,799	1,690	1,644	1,630	1,656	1,956	1,878
Other	-	-	-	-	-	-	-	-	-	-	-	-
<u>Air Proving Ground - Total</u> d/	<u>943</u>	-	-	-	-	<u>1,129</u>	<u>1,138</u>	<u>1,130</u>	<u>1,132</u>	<u>1,187</u>	<u>1,175</u>	<u>1,131</u>
Graded - Total	275	-	-	-	-	285	287	295	302	311	313	317
P	51	-	-	-	-	48	48	48	50	52	61	50
SP	20	-	-	-	-	48	48	47	47	47	38	50
CAF	173	-	-	-	-	184	186	195	199	206	208	211
CFC	31	-	-	-	-	5	5	5	6	6	6	6
Ungraded - Total	668	-	-	-	-	844	851	835	830	876	862	814
Other	-	-	-	-	-	-	-	-	-	-	-	-

TABLE 74.-- CIVILIAN PERSONNEL COMMAND STRENGTH, BY TYPE OF SERVICE, BY COMMAND, CONTINENTAL US, BY MONTH: JAN THROUGH DEC, 1948. Continued

Command and Grade Group	Jan	Feb	Mar	Apr	May	Jun	Jul	Aug	Sep	Oct	Nov	Dec
<u>Air Materiel Command - Total</u> e/	<u>79,584</u>	<u>81,289</u>	<u>82,719</u>	<u>83,482</u>	<u>84,063</u>	<u>84,744</u>	<u>85,986</u>	<u>86,215</u>	<u>86,748</u>	<u>87,883</u>	<u>88,460</u>	<u>88,967</u>
Graded - Total	29,887	30,356	30,617	30,440	30,903	31,240	31,572	31,696	31,831	32,264	32,513	32,776
P	2,701	2,755	2,762	2,701	2,749	2,726	2,756	2,749	2,757	2,721	2,767	2,791
SP	1,009	1,020	1,020	1,401	1,045	1,037	1,045	1,070	1,056	1,060	1,049	1,067
CAF.	22,190	22,504	22,793	22,412	23,227	23,608	23,910	24,045	24,190	24,632	24,910	25,156
CPC.	3,987	4,077	4,042	3,926	3,882	3,869	3,861	3,832	3,828	3,851	3,787	3,762
Ungraded - Total	49,684	50,925	52,095	53,031	53,147	53,487	54,391	54,496	54,886	55,590	55,926	56,169
Other.	13	8	7	11	13	17	23	23	31	29	21	22
<u>Air Training Command - Total</u>	<u>8,844</u>	<u>9,000</u>	<u>9,125</u>	<u>9,343</u>	<u>9,809</u>	<u>9,966</u>	<u>9,976</u>	<u>10,324</u>	<u>10,725</u>	<u>11,040</u>	<u>11,300</u>	<u>11,626</u>
Graded - Total	4,756	4,832	4,898	4,970	5,328	5,416	5,387	5,472	5,672	5,880	6,070	6,188
P	485	491	515	528	576	590	599	618	638	727	800	953
SP	144	157	171	186	248	253	256	250	254	254	274	281
CAF.	3,634	3,684	3,718	3,744	3,980	4,045	4,004	4,072	4,248	4,342	4,420	4,359
CPC.	493	500	494	512	524	528	528	532	532	557	576	595
Ungraded - Total	4,088	4,168	4,227	4,373	4,481	4,550	4,589	4,844	5,046	5,158	5,227	5,433
Other.	-	-	-	-	-	-	-	8	7	2	3	5
<u>Air University - Total</u>	<u>1,930</u>	<u>1,968</u>	<u>1,914</u>	<u>1,892</u>	<u>1,925</u>	<u>1,929</u>	<u>1,925</u>	<u>1,994</u>	<u>2,009</u>	<u>1,975</u>	<u>1,963</u>	<u>1,951</u>
Graded - Total	862	856	867	872	871	884	875	884	883	885	900	906
P	95	95	95	99	98	101	103	107	100	108	111	111
SP	58	55	57	58	58	60	59	57	66	56	58	56
CAF.	673	671	679	679	678	683	673	680	678	683	693	701
CPC.	36	35	36	36	37	40	40	40	39	38	38	38
Ungraded - Total	1,115	1,106	1,043	1,015	1,051	1,040	1,048	1,108	1,124	1,088	1,061	1,043
Other.	3	6	4	5	3	5	2	2	2	2	2	2
<u>Headquarters Command - Total</u> g/.	<u>720</u>	<u>722</u>	<u>739</u>	<u>752</u>	<u>749</u>	<u>763</u>	<u>768</u>	<u>782</u>	<u>1,065</u>	<u>1,135</u>	<u>1,168</u>	<u>1,168</u>
Graded - Total	242	242	246	258	261	267	267	272	430	472	489	490
P	6	6	6	6	6	7	7	7	7	12	14	25
SP	18	19	19	19	18	20	19	22	25	28	27	27
CAF.	209	209	212	224	228	231	232	234	374	405	422	409
CPC.	9	8	9	9	9	9	9	9	24	27	26	29
Ungraded - Total	478	480	493	494	488	496	501	510	634	662	679	677
Other.	-	-	-	-	-	-	-	-	1	1	-	1

TABLE 75.-- ACCESSIONS AND SEPARATIONS OF USAF CIVILIAN PERSONNEL, BY TYPE OF ACCESSION OR SEPARATION, IN CONTINENTAL US, BY MONTH: JAN THROUGH DEC, 1948

Accession or Separation	Jan	Feb	Mar	Apr	May	Jun	Jul	Aug	Sep	Oct	Nov	Dec
<u>Accessions - Total . . .</u>	<u>3,794</u>	<u>3,340</u>	<u>4,514</u>	<u>4,821</u>	<u>4,372</u>	<u>5,527</u>	<u>4,838</u>	<u>4,331</u>	<u>5,195</u>	<u>5,184</u>	<u>3,796</u>	<u>3,455</u>
Original Probational Appointment	373	418	730	568	566	788	692	610	728	1,024	925	779
Reemployment after Military Service, . .	26	14	13	10	21	11	9	12	9	17	20	17
Appointment and Reemployment.	3,022	2,635	3,338	3,832	3,362	4,278	3,043	3,065	3,628	3,562	2,421	2,358
Return to Duty from Extended LWOP	96	73	82	62	68	106	67	66	75	47	67	55
Trf from Federal Agencies other than USAF.	201	132	170	205	193	217	151	182	205	211	189	123
Trf from Army to USAF.	76	68	181	144	162	127	876	396	550	323	174	123
<u>Separations - Total . . .</u>	<u>2,803</u>	<u>2,467</u>	<u>2,845</u>	<u>2,858</u>	<u>2,829</u>	<u>3,195</u>	<u>2,869</u>	<u>3,310</u>	<u>3,571</u>	<u>2,795</u>	<u>2,386</u>	<u>2,115</u>
Resignation.	1,753	1,421	1,729	1,835	1,670	1,985	1,653	2,035	2,460	1,721	1,376	1,171
Separation for Military Service	38	39	40	17	22	30	43	40	53	28	34	46
Reduction in Force . .	299	293	302	240	297	237	204	344	177	71	132	119
Removal & Sep for Cause During Probation. . .	23	9	25	17	14	27	24	28	20	22	12	21
Removal & Sep for Cause Other Than Dur Prob .	91	73	91	61	80	86	83	71	66	69	64	63
Retirement, Death, Legal Incompetence. .	51	55	49	72	54	72	63	72	45	58	77	57
Termination.	195	208	232	237	243	414	343	308	327	423	325	242
Extended LWOP, Furlough, Suspension . .	148	139	143	130	155	136	168	138	143	136	136	115
Trf to Federal Agencies Other Than USAF . . .	83	64	95	58	78	93	96	112	98	79	75	61
Trf to Army from USAF.	53	54	47	41	85	45	58	77	50	51	43	52
Termination, Displacement.	69	112	92	150	131	70	134	85	132	137	112	168
Net Change <u>a/</u>	1,076	909	1,651	1,974	1,547	2,251	2,078	1,078	1,710	2,392	1,283	1,302

a/ This table includes only Accessions and Separations that are net gains or losses to the Department of the Air Force. Consequently inter-command transactions are not included in the above table. It should be noted that the detailed accession and separation items do not completely balance with the net change due to a number of unreconciled inter-command transfers.

TABLE 76.— USAF CIVILIANS WITH "VETERAN" STATUS, BY COMMAND, CONTINENTAL US AND OVERSEAS, BY MONTH: JAN THROUGH DEC, 1948

Command	Jan	Feb	Mar	Apr a/	May	Jun	Jul	Aug	Sep	Oct	Nov	Dec
Worldwide												
<u>Worldwide - Total</u>	-	-	-	-	-	-	-	-	-	67,848	68,511	68,831
Male Veterans - Total	-	-	-	-	-	-	-	-	-	65,047	65,611	65,995
Female Veterans - Total	-	-	-	-	-	-	-	-	-	2,801	2,900	2,836
Continental												
<u>Continental - Total</u>	55,250	56,296	57,305	58,542	59,114	60,276	61,361	61,803	62,566	63,670	64,306	64,981
Male Veterans - Total	53,172	54,215	55,270	56,425	56,992	58,074	58,844	59,528	60,225	61,263	61,776	62,527
Female Veterans - Total	2,078	2,081	2,035	2,117	2,122	2,202	2,517	2,275	2,341	2,407	2,530	2,454
<u>Chief of Staff - Total</u>	440	444	460	581	600	630	833	941	1,062	1,112	1,144	1,161
Male Veterans	381	385	403	505	523	550	741	827	933	975	995	1,011
Female Veterans	59	59	57	76	77	80	92	114	129	137	149	150
<u>Strategic Air Command - Total</u>	2,365	2,314	2,313	2,370	2,429	2,437	2,524	2,580	2,841	2,960	2,834	2,881
Male Veterans	2,201	2,152	2,160	2,222	2,275	2,276	2,353	2,411	2,656	2,765	2,649	2,690
Female Veterans	164	162	153	148	154	161	171	169	185	195	185	191
<u>Tactical Air Command - Total</u> b/	1,719	1,715	1,749	1,773	1,810	1,821	1,819	1,786	1,878	1,906	1,907	-
Male Veterans	1,595	1,593	1,625	1,598	1,686	1,702	1,698	1,661	1,742	1,775	1,682	-
Female Veterans	124	122	124	175	124	119	121	125	136	131	225	-
<u>Air Defense Command - Total</u> c/	3,113	3,161	3,203	3,536	3,681	3,910	3,915	3,892	3,671	3,748	3,789	-
Male Veterans	2,924	2,946	3,002	3,322	3,459	3,675	3,584	3,657	3,440	3,499	3,539	-
Female Veterans	189	215	201	214	222	235	331	235	231	249	250	-
<u>Continental Air Command - Total</u> d/	-	-	-	-	-	-	-	-	-	-	-	2,837
Male Veterans	-	-	-	-	-	-	-	-	-	-	-	5,465
Female Veterans	-	-	-	-	-	-	-	-	-	-	-	372
<u>Military Air Transport Service - Total</u> e/	1,542	1,965	1,913	1,893	1,881	1,695	1,629	1,619	1,613	1,652	1,895	1,825
Male Veterans	1,449	1,850	1,817	1,784	1,768	1,588	1,525	1,508	1,505	1,538	1,772	1,699
Female Veterans	93	105	96	109	113	107	104	111	108	114	123	126
<u>Air Proving Ground - Total</u> g/	396	-	-	-	-	443	458	464	463	475	472	461
Male Veterans	384	-	-	-	-	424	446	449	447	458	455	443
Female Veterans	12	-	-	-	-	19	12	15	16	17	17	18
<u>Air Materiel Command - Total</u> f/	40,246	41,209	42,125	42,741	42,901	43,458	44,249	44,384	44,623	45,251	45,571	45,912
Male Veterans	39,107	40,100	41,025	41,662	41,812	42,358	42,936	43,269	43,489	44,107	44,412	44,741
Female Veterans	1,139	1,109	1,100	1,079	1,089	1,100	1,313	1,115	1,134	1,144	1,159	1,171
<u>Air Training Command - Total</u>	4,234	4,302	4,370	4,470	4,626	4,690	4,728	4,887	4,999	5,133	5,254	5,469
Male Veterans	3,984	4,039	4,110	4,201	4,332	4,371	4,419	4,562	4,666	4,788	4,907	5,113
Female Veterans	250	263	260	269	294	319	309	325	333	345	347	356

TABLE 76.-- USAF CIVILIANS WITH "VETERAN" STATUS, BY COMMAND, CONTINENTAL US AND OVERSEAS, BY MONTH: JAN THROUGH DEC, 1948. Continued

Command	Jan	Feb	Mar	Apr a/	May	Jun	Jul	Aug	Sep	Oct	Nov	Dec
<u>Air University - Total</u>	823	826	802	806	810	809	821	858	862	843	838	825
Male Veterans	802	795	772	773	778	775	786	823	827	804	799	789
Female Veterans	31	31	30	33	32	34	35	35	35	39	39	36
<u>Headquarters Command - Total</u> b/	262	260	270	272	276	283	285	292	554	590	602	610
Male Veterans	345	345	356	358	359	355	356	361	520	554	566	576
Female Veterans	17	15	14	14	17	28	29	31	34	36	36	34
Overseas												
<u>Overseas - Total</u>	-	-	-	-	-	-	-	-	-	4,178	4,205	3,850
Male Veterans - Total	-	-	-	-	-	-	-	-	-	3,784	3,835	3,468
Female Veterans - Total	-	-	-	-	-	-	-	-	-	394	370	382
<u>Far East Air Forces - Total</u>	-	-	-	-	-	-	-	-	-	1,122	1,103	1,052
Male Veterans	-	-	-	-	-	-	-	-	-	1,013	976	933
Female Veterans	-	-	-	-	-	-	-	-	-	109	127	119
<u>U. S. Air Forces, Europe - Total</u>	-	-	-	-	-	-	-	-	-	225	240	275
Male Veterans	-	-	-	-	-	-	-	-	-	174	189	213
Female Veterans	-	-	-	-	-	-	-	-	-	51	51	62
<u>Military Air Transport Service - Total</u> c/	-	-	-	-	-	-	-	-	-	227	237	240
Male Veterans	-	-	-	-	-	-	-	-	-	169	190	179
Female Veterans	-	-	-	-	-	-	-	-	-	58	47	61
<u>Alaskan Air Command - Total</u>	-	-	-	-	-	-	-	-	-	794	787	772
Male Veterans	-	-	-	-	-	-	-	-	-	738	724	708
Female Veterans	-	-	-	-	-	-	-	-	-	56	63	65
<u>Caribbean Air Command - Total</u>	-	-	-	-	-	-	-	-	-	638	640	639
Male Veterans	-	-	-	-	-	-	-	-	-	542	605	603
Female Veterans	-	-	-	-	-	-	-	-	-	96	35	36
<u>Pacific Air Command - Total</u>	-	-	-	-	-	-	-	-	-	1,172	1,193	866
Male Veterans	-	-	-	-	-	-	-	-	-	1,147	1,147	828
Female Veterans	-	-	-	-	-	-	-	-	-	24	46	38
<u>Headquarters Command - Total</u>	-	-	-	-	-	-	-	-	-	-	5	5
Male Veterans	-	-	-	-	-	-	-	-	-	-	4	4
Female Veterans	-	-	-	-	-	-	-	-	-	-	1	1

a/ Effective 1 April 1948, and each month thereafter, widowed mothers and mothers of ex-servicemen or ex-servicewomen who have established Veterans Preference in accordance with Public Law 396, 80th Congress, are included in Female Veteran Totals.

b/ Became part of Continental Air Command, 1 Dec 1948.

c/ Formerly Tactical Air Command and Air Defense Command, Jan through Nov, 1948.

d/ Formerly Air Transport Command, Jan through May, 1948.

e/ Included in Air Material Command, Jan through May, 1948.

f/ Included Air Proving Ground, Jan through May, 1948.


g/ Formerly Bolling Field Command, Jan through Feb, 1948.

PART III

TRAINING

1, MILITARY

2, CIVILIAN



TRAINING - MILITARY AND CIVILIAN

For the first time, Training is divided into two major parts - Military and Civilian. However, the Military includes a very small percentage of Civilians in some of the specialized courses.

Military School Training is further divided into the following five types as defined:

1. Air Materiel Command which includes professional education;
2. Air University which includes professional educational training;
3. Flying Training which includes basic pilot, advanced single and twin engine helicopter, liaison, aircraft observer - bombardment, and instructor, instrument pilot;
4. Indoctrination which includes basic military and officer candidate; and
5. Technical Training which includes formalized training for ground maintenance personnel.

The above mentioned types with the exception of Indoctrination are divided into separate classes of tables as arranged in the Statistical Digest:

- a. New Students - new enrollees and re-enrollees entering during the reporting period;
- b. Students Under Instruction - students enrolled at the end of the reporting period;
- c. Attrition - fatalities, academic or flying deficiencies, and students who have been suspended for other reasons; and
- d. Graduates - students who have satisfactorily completed the course in which enrolled.

Only one table (Flying Training-Page 120) in this issue is broken out to show Fatalities. In general, fatalities are included in the Attrition tables and are so footnoted in these tables, other than Table 100.

Where applicable the tables are further divided to show United States Air Force, Other United States Military, and Foreign Students.

For convenience in reading the tables, Negro personnel is shown in parentheses as indicated by headnotes but are also included in the "totals".

Holdovers are not included in attrition during 1948 as they were from May through December, 1947.

Graduates cover only those students graduating within the year with no tentative graduates included as may be found in the training table under Medical.

Indoctrination Training tables appear for the first time, under this title, as does the break showing New Students. However, under Indoctrination Training may be found one course - USAF Officer Candidate Training - which appeared, prior to 1948, under Technical Training as Administrative Course for Officer and Officer Candidates.

Two new tables on Flying and Technical Training, which have not appeared before, are of historical nature showing the status of, the initial and final reporting date, and the accumulative data covering Graduates and Attrition since the initial reporting date of the course.

A decided change has been made in the formats of Training to show a complete breakdown by course rather than courses by family groupings as they were published heretofore. For the convenience of the recipients interested in Training data, Flying Training shows 12 courses and Technical, 167.

TRAINING - MILITARY AND CIVILIAN, (Continued)

Civilian Training Program provides for the development and training of civilian personnel to perform present duties efficiently and to meet promptly the future requirements of the United States Air Forces.

The major portion of this training is given by the supervisors at the work location. The balance, or approximately 30 percent of the training, is conducted groups of employees off the job.

Tables on Civilian Training appear for the first time in this issue of the Statistical Digest and may be found on pages 158-168 (inclusive). The first table (125) in this series summarizes the number of man-hours spent, "on-the-job" and "off-the-job" training, by areas. Table 126 summarizes the number of course completions by areas of training. Rates are given for both tables. These tables may be found on page 158.

A more complete picture of Civilian Employee training may be found in Table 127 - "Civilian Employee Training Report, By Command in Continental US, By Month: Jan through Dec, 1948". A separate break is given for Veterans under the following captions by training area within each command: "Number Entering Training During Period," "Number in Training at End of Period," and "Number Completing Training During the Period" with additional information on Trainee Hours.

Statistics on the Reserve Forces Training may be found in Part XIV of this publication.

TABLE 77.-- NEW AIR FORCE STUDENTS UNDER AIR MATERIEL COMMAND TRAINING, BY TYPE OF STUDENT, BY TYPE OF TRAINING, BY MONTH: JAN THROUGH DEC, 1948 .

Note:- In the tables below the Negro Personnel strength, indicated by numbers inclosed in parentheses, is also included in the totals.

Type of Training	Total	Jan	Feb	Mar	Apr	May	Jun	Jul	Aug	Sep	Oct	Nov	Dec
U.S. Air Force Institute of Technology - Total .	(2)202	-	-	-	2	-	-	-	-	(2)198	2	2	-
Engineering Sciences	(2)121	-	-	-	-	-	-	-	-	(2)121	-	-	-
Industrial Engineering Administration	81	-	-	-	2	-	-	-	-	77	5	2	-

TABLE 78.-- AIR FORCE STUDENTS UNDER INSTRUCTION AT AIR MATERIEL COMMAND, BY TYPE OF STUDENT, BY TYPE OF TRAINING, BY MONTH: JAN THROUGH DEC, 1948

Type of Training	Total	Jan	Feb	Mar	Apr	May	Jun	Jul	Aug	Sep	Oct	Nov	Dec
U.S. Air Force Institute of Technology - Total .		(2)270	(2)265	(2)260	(2)260	(1)259	(1)258	(1)258	129	(2)326	(2)324	(2)323	(2)319
Engineering Sciences		(2)153	(2)148	(2)146	(2)145	(1)144	(1)143	(1)143	68	(2)188	(2)181	(2)178	(2)174
Industrial Engineering Administration		117	117	114	115	115	115	115	61	138	143	145	145

TABLE 79.-- AIR FORCE STUDENT ATTRITION AT AIR MATERIEL COMMAND, BY TYPE OF STUDENT, BY TYPE OF TRAINING, BY MONTH: JAN THROUGH DEC, 1948

Type of Training	Total	Jan	Feb	Mar	Apr	May	Jun	Jul	Aug	Sep	Oct	Nov	Dec
U.S. Air Force Institute of Technology - Total .	(1)28	-	5	5	2	(1)	1	-	-	1	7	3	4
Engineering Sciences	(1)25	-	5	2	1	(1)	1	-	-	1	7	3	4
Industrial Engineering Administration	3	-	-	3	1	-	-	-	-	-	-	-	-

TABLE 80.-- AIR FORCE GRADUATES FROM AIR MATERIEL COMMAND TRAINING, BY TYPE OF STUDENT, BY TYPE OF TRAINING, BY MONTH: JAN THROUGH DEC, 1948

Type of Training	Total	Jan	Feb	Mar	Apr	May	Jun	Jul	Aug	Sep	Oct	Nov	Dec
U.S. Air Force Institute of Technology - Total .	(1)129	-	-	-	-	-	-	-	(1)129	-	-	-	-
Engineering Sciences	(1)75	-	-	-	-	-	-	-	(1)75	-	-	-	-
Industrial Engineering Administration	54	-	-	-	-	-	-	-	54	-	-	-	-

TABLE 81.-- NEW FOREIGN STUDENTS UNDER AIR MATERIEL COMMAND TRAINING, BY TYPE OF STUDENT, BY TYPE OF TRAINING, BY MONTH: JAN THROUGH DEC, 1948

Type of Training	Total	Jan	Feb	Mar	Apr	May	Jun	Jul	Aug	Sep	Oct	Nov	Dec
<u>USAF Institute of Technology - Total</u>	2	-	-	-	-	-	-	-	-	2	-	-	-
Engineering Sciences	1	-	-	-	-	-	-	-	-	1	-	-	-
Industrial Engineering Administration	2	-	-	-	-	-	-	-	-	2	-	-	-

TABLE 82.-- FOREIGN STUDENTS UNDER INSTRUCTION AT AIR MATERIEL COMMAND, BY TYPE OF STUDENT, BY TYPE OF TRAINING, BY MONTH: JAN THROUGH DEC, 1948

Type of Training	Total	Jan	Feb	Mar	Apr	May	Jun	Jul	Aug	Sep	Oct	Nov	Dec
<u>USAF Institute of Technology - Total</u>		2	2	2	2	2	2	2	-	2	2	2	2
Engineering Sciences		-	-	-	-	-	-	-	-	1	1	1	1
Industrial Engineering Administration		2	2	2	2	2	2	2	-	2	2	2	2

TABLE 83.-- FOREIGN STUDENT ATTRITION AT AIR MATERIEL COMMAND, BY TYPE OF STUDENT, BY TYPE OF TRAINING, BY MONTH: JAN THROUGH DEC, 1948

Type of Training	Total	Jan	Feb	Mar	Apr	May	Jun	Jul	Aug	Sep	Oct	Nov	Dec
<u>USAF Institute of Technology - Total</u>	-	-	-	-	-	-	-	-	-	-	-	-	-
Engineering Sciences	-	-	-	-	-	-	-	-	-	-	-	-	-
Industrial Engineering Administration	-	-	-	-	-	-	-	-	-	-	-	-	-

TABLE 84.-- FOREIGN GRADUATES FROM AIR MATERIEL COMMAND TRAINING, BY TYPE OF STUDENT, BY TYPE OF TRAINING, BY MONTH: JAN THROUGH DEC, 1948

Type of Training	Total	Jan	Feb	Mar	Apr	May	Jun	Jul	Aug	Sep	Oct	Nov	Dec
<u>USAF Institute of Technology - Total</u>	2	-	-	-	-	-	-	-	-	2	-	-	-
Engineering Sciences	-	-	-	-	-	-	-	-	-	-	-	-	-
Industrial Engineering Administration	2	-	-	-	-	-	-	-	-	2	-	-	-

TABLE 85.-- NEW AIR FORCE STUDENTS AT AIR UNIVERSITY, BY TYPE OF STUDENT, BY TYPE OF TRAINING, BY MONTH: JAN THROUGH DEC, 1948

Note: -- In the table below the Negro personnel strength, indicated by numbers inclosed in parentheses, is also included in the totals.

Type of Training	New Students (Air Force)												
	Total	Jan	Feb	Mar	Apr	May	Jun	Jul	Aug	Sep	Oct	Nov	Dec
<u>Air University - Total</u>	(41) 4,911	(4) 906	240	(1) 197	248	(16) 1,126	(2) 194	554	(17) 932	(1) 132	178	191	13
<u>Officers - Total</u>	(36) 3,668	(4) 812	97	(1) 87	172	(13) 790	2	549	(17) 871	(1) 115	68	105	-
<u>Air Command & Staff School</u>	570	-	-	61	61	-	-	388	56	-	2	2	-
<u>Air Tactical School</u>	(31) 1,968	(2) 579	-	-	20	(13) 720	-	-	(16) 646	1	1	1	-
<u>Aircraft Controller Course</u>	22	-	-	-	-	-	-	-	22	-	-	-	-
<u>Common Course</u>	(31) 1,946	(2) 579	-	-	20	(13) 720	-	-	(16) 624	1	1	1	-
<u>Air War College</u>	102	-	-	7	-	-	-	-	95	-	-	-	-
<u>USAF School of Aviation Medicine</u>	-	-	-	-	-	-	-	-	-	-	-	-	-
Aviation Medical Examiner	-	-	-	-	-	-	-	-	-	-	-	-	-
Aviation Physiologist	-	-	-	-	-	-	-	-	-	-	-	-	-
Basic Aviation Medicine	-	-	-	-	-	-	-	-	-	-	-	-	-
Flight Nurse	-	-	-	-	-	-	-	-	-	-	-	-	-
<u>USAF Special Staff School</u>	(5) 1,028	(2) 233	97	(1) 19	91	70	2	161	(1) 74	(1) 114	65	102	-
Academic Instructor	(1) 108	-	-	-	-	-	-	-	-	(1) 47	1	60	-
Air Communication	42	-	40	1	1	-	-	-	-	-	-	-	-
Air Inspector	(2) 170	(1) 90	-	-	-	-	-	-	(1) 46	34	-	-	-
Air Intelligence	(1) 50	(1) 50	-	-	-	-	-	-	-	-	-	-	-
Comptroller	33	-	-	-	-	-	-	-	-	33	-	-	-
Military Management	298	61	30	-	53	47	-	-	27	-	38	42	-
Military Management, Public Instructor	107	-	27	-	29	23	2	-	-	-	26	-	-
Public Information	(1) 58	32	-	(1) 18	8	-	-	-	-	-	-	-	-
ROTC Instructors	162	-	-	-	-	-	-	161	1	-	-	-	-
<u>Enlisted - Total</u>	(5) 1,243	94	143	110	76	(3) 336	(2) 192	5	61	17	110	86	13
<u>USAF School of Aviation Medicine</u>	813	94	143	110	76	103	-	-	61	17	110	86	13
Aeronautical Technician	13	-	-	-	-	-	-	-	-	-	-	-	13
Air Evacuation Technician	16	-	-	2	-	-	-	-	-	14	-	-	-
Arctic Medical Technician	-	-	-	-	-	-	-	-	-	-	-	-	-
Flight Surgeons Assistant	9	-	1	-	-	5	-	-	-	3	-	-	-
Medical Corpomen	775	94	142	108	76	98	-	-	61	-	110	86	-
<u>USAF Special Staff School</u>	(5) 430	-	-	-	-	(3) 233	(2) 192	5	-	-	-	-	-
Assistant Air Inspector	(5) 430	-	-	-	-	(3) 233	(2) 192	5	-	-	-	-	-
Administrative, Operational & Training Records	(2) 152	-	-	-	-	63	(2) 89	-	-	-	-	-	-
Communications & Electronics	37	-	-	-	-	37	-	-	-	-	-	-	-
Maintenance	(1) 181	-	-	-	-	(1) 73	103	5	-	-	-	-	-
Supply	(2) 60	-	-	-	-	(2) 60	-	-	-	-	-	-	-

TABLE 86.-- AIR FORCE STUDENTS UNDER INSTRUCTION AT AIR UNIVERSITY, BY TYPE OF STUDENT, BY TYPE OF TRAINING, BY MONTH: JAN THROUGH DEC, 1948

Note:--- In the table below the Negro personnel strength, indicated by numbers inclosed in parentheses, is also included in the totals.

Type of Training	Under Instruction (Air Force)											
	Jan	Feb	Mar	Apr	May	Jun	Jul	Aug	Sep	Oct	Nov	Dec
<u>Air University - Total</u>	(4)1,195	(4)1,280	(4)1,207	(1)601	(17)1,543	(15)933	(15)1,455	(17)1,317	(18)1,356	(18)1,484	(17)1,429	192
<u>Officers - Total</u>	(4)1,103	(4)1,137	(4)1,106	(1)524	(14)1,259	(13)741	(13)1,266	(17)1,256	(18)1,339	(18)1,377	(17)1,343	95
<u>Air Command & Staff School</u>	224	224	284	285	283	-	388	442	437	433	382	-
<u>Air Tactical School</u>	(2) 579	(2) 577	(2) 574	19	(13) 737	(13)718	(13) 717	(16) 646	(16) 647	(16) 625	(16) 626	-
Aircraft Controller Course	-	-	-	-	-	-	-	22	22	-	-	-
Common Course	(2) 579	(2) 577	(2) 574	19	(13) 737	(13)718	(13) 717	(16) 624	(16) 625	(16) 625	(16) 626	-
<u>Air War College</u>	67	67	74	74	74	-	-	95	95	95	95	95
<u>USAF School of Aviation Medicine</u>	-	-	-	-	-	-	-	-	-	-	-	-
Aviation Medical Examiner	-	-	-	-	-	-	-	-	-	-	-	-
Aviation Physiologist	-	-	-	-	-	-	-	-	-	-	-	-
Basic Aviation Medicine	-	-	-	-	-	-	-	-	-	-	-	-
Flight Nurse	-	-	-	-	-	-	-	-	-	-	-	-
<u>USAF Special Staff School</u>	(2) 233	(2) 269	(2) 174	(1)146	(1) 165	23	161	(1) 73	(2) 160	(2) 224	(1) 240	-
Academic Instructor	-	-	-	-	-	-	-	-	(1) 47	(1) 48	59	-
Air Communication	-	40	41	41	41	-	-	-	-	-	-	-
Air Inspector	(1) 90	(1) 90	(1) 88	-	-	-	-	-	-	-	-	-
Air Intelligence	(1) 50	(1) 50	-	-	-	-	-	(1) 46	(1) 80	(1) 80	(1) 80	-
Comptroller	-	-	-	-	-	-	-	-	33	33	33	-
Military Management	61	30	-	50	47	-	-	27	-	37	42	-
Military Management, Public Instructor	-	27	27	29	52	23	-	-	-	26	26	-
Public Information	32	32	(1) 18	(1) 26	(1) 25	-	-	-	-	-	-	-
ROTC Instructors	-	-	-	-	-	-	161	-	-	-	-	-
<u>Enlisted - Total</u>	92	143	101	77	(3) 284	(2)192	(2) 189	61	17	107	86	97
<u>USAF School of Aviation Medicine</u>	92	143	101	77	51	-	-	61	17	107	86	97
Aeromedical Technician	-	-	-	-	-	-	-	-	-	-	-	13
Air Evacuation Technician	-	-	2	2	-	-	-	-	14	-	-	-
Arctic Medical Technician	-	-	-	-	-	-	-	-	-	-	-	-
Flight Surgeons Assistant	-	1	-	-	5	-	-	-	3	-	-	-
Medical Corpsman	92	142	99	75	46	-	-	61	-	107	86	84
<u>USAF Special Staff School</u>	-	-	-	-	(3) 233	(2)192	(2) 189	-	-	-	-	-
Assistant Air Inspector	-	-	-	-	(3) 233	(2)192	(2) 189	-	-	-	-	-
Administrative, Operational & Training Records	-	-	-	-	63	(2) 89	(2) 88	-	-	-	-	-
Communications & Electronics	-	-	-	-	37	-	-	-	-	-	-	-
Maintenance	-	-	-	-	(1) 73	103	101	-	-	-	-	-
Supply	-	-	-	-	(2) 60	-	-	-	-	-	-	-

TABLE 87.-- AIR FORCE STUDENT ATTRITION AT AIR UNIVERSITY, BY TYPE OF STUDENT, BY TYPE OF TRAINING, BY MONTH: JAN THROUGH DEC, 1948.

Note: -- In the table below the Negro personnel strength, indicated by numbers inclosed in parentheses, is also included in the totals.

Type of Training	Attrition (Air Force)												
	Total	Jan	Feb	Mar	Apr	May	Jun	Jul	Aug	Sep	Oct	Nov	Dec
<u>Air University - Total</u>	(2) 304	5	13	27	111	42	25	9	20	8	15	7	(2) 22
<u>Officers - Total</u>	(2) 164	2	2	7	79	6	5	1	20	6	11	4	(2) 20
<u>Air Command & Staff School</u>	81	-	-	1	60	2	-	-	2	5	6	3	2
<u>Air Tactical School</u>	(2) 59	-	2	2	13	2	2	1	18	-	4	-	(2) 14
Aircraft Controller Course	3	-	-	-	-	-	-	-	-	-	3	-	-
Common Course	(2) 56	-	2	3	13	2	2	1	18	-	1	-	(2) 14
<u>Air War College</u>	-	-	-	-	-	-	-	-	-	-	-	-	-
<u>USAF School of Aviation Medicine</u>	-	-	-	-	-	-	-	-	-	-	-	-	-
Aviation Medical Examiner	-	-	-	-	-	-	-	-	-	-	-	-	-
Aviation Physiologist	-	-	-	-	-	-	-	-	-	-	-	-	-
Basic Aviation Medicine	-	-	-	-	-	-	-	-	-	-	-	-	-
Flight Nurse	-	-	-	-	-	-	-	-	-	-	-	-	-
<u>USAF Special Staff School</u>	24	2	-	2	6	2	2	-	-	1	1	1	4
Academic Instructor	3	-	-	-	-	-	-	-	-	-	-	-	2
Air Communication	4	3	-	-	1	-	-	-	-	-	-	-	-
Air Inspector	4	-	-	2	1	-	-	-	-	-	-	-	1
Air Intelligence	1	-	-	1	-	-	-	-	-	-	-	-	-
Comptroller	-	-	-	-	-	-	-	-	-	-	-	-	-
Military Management	6	-	-	-	3	1	-	-	-	1	1	-	-
Military Management, Public Instructor	5	-	-	-	1	-	3	-	-	-	-	-	1
Public Information	1	-	-	-	-	1	-	-	-	-	-	-	-
ROTC Instructors	-	-	-	-	-	-	-	-	-	-	-	-	-
<u>Enlisted - Total</u>	140	2	11	20	32	36	20	8	-	2	4	2	2
<u>USAF School of Aviation Medicine</u>	127	2	11	20	32	36	15	-	-	2	4	2	2
Aeromedical Technician	-	-	-	-	-	-	-	-	-	-	-	-	-
Air Evacuation Technician	2	-	-	-	-	1	-	-	-	-	1	-	-
Arctic Medical Technician	-	-	-	-	-	-	-	-	-	-	-	-	-
Flight Surgeons Assistant	2	-	-	-	-	-	2	-	-	-	-	-	-
Medical Corpsman	123	2	11	20	32	35	13	-	-	2	3	3	2
<u>USAF Special Staff School</u>	13	-	-	-	-	-	5	8	-	-	-	-	-
Assistant Air Inspector	13	-	-	-	-	-	5	8	-	-	-	-	-
Administrative, Operational & Training Records	3	-	-	-	-	-	2	1	-	-	-	-	-
Communications & Electronics	-	-	-	-	-	-	-	-	-	-	-	-	-
Maintenance	10	-	-	-	-	-	3	7	-	-	-	-	-
Supply	-	-	-	-	-	-	-	-	-	-	-	-	-

TABLE 88.-- AIR FORCE GRADUATES FROM AIR UNIVERSITY, BY TYPE OF STUDENT, BY TYPE OF TRAINING, BY MONTH: JAN THROUGH DEC, 1948

Note: -- In the table below the Negro personnel strength, indicated by numbers inclosed in parentheses, is also included in the totals.

Type of Training	Graduates (Air Force)												
	Total	Jan	Feb	Mar	Apr	May	Jun	Jul	Aug	Sep	Oct	Nov	Dec
<u>Air University - Total</u>	(39) 4,755	46	142	(1) 243	(3) 743	142	(4) 779	23	(15) 1,050	85	35	(1) 239	(15) 1,228
<u>Officers - Total</u>	(34) 3,749	46	61	(1) 111	(3) 675	49	(1) 515	23	(13) 861	26	19	(1) 135	(15) 1,228
<u>Air Command & Staff School</u>	(13) 1,412	-	-	-	-	-	283	-	(13) 699	-	-	50	380
<u>Air Tactical School</u>	(16) 1,210	-	-	-	(2) 562	-	17	-	-	-	19	-	(14) 612
Aircraft Controller Course	36	-	-	-	-	-	17	-	-	-	19	-	-
Common Course	(16) 1,174	-	-	-	(2) 562	-	-	-	-	-	-	-	(14) 612
<u>Air War College</u>	74	-	-	-	-	-	74	-	-	-	-	-	-
<u>USAF School of Aviation Medicine</u>	-	-	-	-	-	-	-	-	-	-	-	-	-
Aviation Medical Examiner	-	-	-	-	-	-	-	-	-	-	-	-	-
Aviation Physiologist	-	-	-	-	-	-	-	-	-	-	-	-	-
Basic Aviation Medicine	-	-	-	-	-	-	-	-	-	-	-	-	-
Flight Nurse	-	-	-	-	-	-	-	-	-	-	-	-	-
<u>USAF Special Staff School</u>	(5) 1,053	46	61	(1) 111	(1) 113	49	(1) 141	23	162	26	-	(1) 85	(1) 236
Academic Instructor	(1) 105	-	-	-	-	-	-	-	-	-	-	(1) 78	57
Air Communication	87	46	-	-	-	-	41	-	-	-	-	-	-
Air Inspector	(2) 166	-	-	-	(1) 87	-	-	-	-	-	-	-	(1) 79
Air Intelligence	(1) 49	-	-	(1) 49	-	-	-	-	-	-	-	-	-
Comptroller	33	-	-	-	-	-	-	-	-	-	-	-	33
Military Management	292	-	61	30	-	49	47	-	-	26	-	37	42
Military Management	-	-	-	-	-	-	-	-	-	-	-	-	-
Public Instructor	102	-	-	-	26	-	28	23	-	-	-	-	25
Public Information	(1) 57	-	-	32	-	-	(1) 25	-	-	-	-	-	-
ROTC Instructors	162	-	-	-	-	-	-	-	162	-	-	-	-
<u>Enlisted - Total</u>	(5) 1,006	-	81	132	68	93	(2) 264	-	(2) 189	59	16	104	-
<u>USAF School of Aviation Medicine</u>	589	-	81	132	68	93	36	-	-	59	16	104	-
Aeromedical Technician	-	-	-	-	-	-	-	-	-	-	-	-	-
Air Evacuation Technician	14	-	-	-	-	1	-	-	-	-	13	-	-
Arctic Medical Technician	-	-	-	-	-	-	-	-	-	-	-	-	-
Flight Surgeons Assistant	7	-	-	1	-	-	3	-	-	-	3	-	-
Medical Corpsman	568	-	81	131	68	92	33	-	-	59	-	104	-
<u>USAF Special Staff School</u>	(5) 417	-	-	-	-	-	(2) 228	-	(2) 189	-	-	-	-
Assistant Air Inspector	(5) 417	-	-	-	-	-	(3) 228	-	(2) 189	-	-	-	-
Administrative, Operational & Training Records	(2) 149	-	-	-	-	-	61	-	(2) 88	-	-	-	-
Communications & Electronics	37	-	-	-	-	-	37	-	-	-	-	-	-
Maintenance	(1) 171	-	-	-	-	-	(1) 70	-	101	-	-	-	-
Supply	(2) 60	-	-	-	-	-	(2) 60	-	-	-	-	-	-

	TOTAL	JAN	FEB	MAR	APR	MAY	JUN	JULY	AUG	SEP	OCT	NOV	DEC
<u>Air Command and Staff School</u>	713	-	-	-	-	-	243	-	-	-	-	59	360
<u>Air Technical School</u>	(29) 1909	-	-	-	(2) 562	-	17	-	(13) 699	-	19	-	(64) 612
<u>Warrant Officer School</u>	19	-	-	-	-	-	-	-	-	-	19	-	-
<u>German Course</u>	(29) 1890	-	-	-	(2) 562	-	17	-	(13) 699	-	-	-	(14) 612

RESTRICTED

TABLE 89.-- OTHER NEW US MILITARY STUDENTS AT AIR UNIVERSITY, BY TYPE OF STUDENT, BY TYPE OF TRAINING, BY MONTH: JAN THROUGH DEC, 1948

Note: -- In the table below the Negro personnel strength, indicated by numbers inclosed in parentheses, is also included in the totals.

Type of Training	New Students (Other U.S. Military)												
	Total	Jan	Feb	Mar	Apr	May	Jun	Jul	Aug	Sep	Oct	Nov	Dec
<u>Air University - Total</u>	(2) 697	234	(1) 41	106	67	26	4	26	56	(1) 29	20	32	26
<u>Officers - Total</u>	(1) 384	122	(1) 25	46	56	6	-	36	56	15	20	2	-
<u>Air Command & Staff School</u>	123	-	-	31	29	-	-	26	26	-	-	1	-
<u>Air Tactical School</u>	16	10	-	-	-	-	-	-	6	-	-	-	-
Aircraft Controller Course	-	-	-	-	-	-	-	-	-	-	-	-	-
Common Course	16	10	-	-	-	-	-	-	6	-	-	-	-
<u>Air War College</u>	22	-	-	1	-	-	-	-	22	-	-	-	-
<u>USAF School of Aviation Medicine</u>	152	83	2	14	19	-	-	-	-	14	19	1	-
Aviation Medical Examiner	67	64	-	-	-	-	-	-	-	-	-	-	-
Aviation Physiologist	14	-	-	14	-	-	-	-	-	-	-	-	-
Basic Aviation Medicine	14	-	-	-	-	-	-	-	-	14	-	-	-
Flight Nurse	57	19	-	-	19	-	-	-	-	-	19	-	-
<u>USAF Special Staff School</u>	(1) 70	29	(1) 23	-	8	6	-	-	2	1	1	-	-
Academic Instructor	1	-	-	-	-	-	-	-	-	1	-	-	-
Air Communication	13	-	12	-	1	-	-	-	-	-	-	-	-
Air Inspector	12	12	-	-	-	-	-	-	-	-	-	-	-
Air Intelligence	6	6	-	-	-	-	-	-	-	-	-	-	-
Comptroller	-	-	-	-	-	-	-	-	-	-	-	-	-
Military Management	33	11	8	-	7	6	-	-	-	-	1	-	-
Military Management	-	-	-	-	-	-	-	-	-	-	-	-	-
Public Instructor	(1) 5	-	(1) 3	-	-	-	-	-	2	-	-	-	-
Public Information	-	-	-	-	-	-	-	-	-	-	-	-	-
ROTC Instructors	-	-	-	-	-	-	-	-	-	-	-	-	-
<u>Enlisted - Total</u>	(1) 313	112	16	60	11	30	4	-	-	(1) 24	-	30	26
<u>USAF School of Aviation Medicine</u>	(1) 303	112	16	60	11	22	1	-	-	(1) 24	-	30	26
Aeromedical Technician	26	-	-	-	-	-	-	-	-	-	-	-	26
Air Evacuation Technician	29	-	-	21	-	-	-	-	-	8	-	-	-
Arctic Medical Technician	12	-	-	-	11	-	1	-	-	-	-	-	-
Flight Surgeons Assistant	(1) 54	-	16	-	-	22	-	-	-	(1) 16	-	-	-
Medical Corpsmen	182	112	-	39	-	1	-	-	-	-	-	30	-
<u>USAF Special Staff School</u>	10	-	-	-	-	7	3	-	-	-	-	-	-
Assistant Air Inspector	10	-	-	-	-	7	3	-	-	-	-	-	-
Administrative, Operational & Training Records	2	-	-	-	-	2	-	-	-	-	-	-	-
Communications & Electronics	1	-	-	-	-	1	-	-	-	-	-	-	-
Maintenance	6	-	-	-	-	3	3	-	-	-	-	-	-
Supply	1	-	-	-	-	1	-	-	-	-	-	-	-

TABLE 90.-- OTHER US MILITARY PERSONNEL UNDER INSTRUCTION AT AIR UNIVERSITY, BY TYPE STUDENT, BY TYPE OF TRAINING, BY MONTH: JAN THROUGH DEC, 1948

Note: -- In the table below the Negro personnel strength, indicated by numbers inclosed in parentheses, is also included in the totals.

Type of Training	Under Instruction (Other U.S. Military)											
	Jan	Feb	Mar	Apr	May	Jun	Jul	Aug	Sep	Oct	Nov	Dec
<u>Air University - Total</u>	267	(1) 187	(1) 149	134	133	14	36	84	(1) 120	116	125	92
<u>Officers - Total</u>	161	(1) 171	(1) 116	102	96	-	36	84	96	116	95	36
<u>Air Command & Staff School</u>	20	20	42	48	47	-	26	24	22	23	32	-
<u>Air Tactical School</u>	2	2	2	-	-	-	-	6	6	6	6	-
Aircraft Controller Course	-	-	-	-	-	-	-	-	-	-	-	-
Common Course	9	9	9	-	-	-	-	6	6	6	6	-
<u>Air War College</u>	24	24	17	17	17	-	-	22	22	22	22	22
<u>USAF School of Aviation Medicine</u>	79	77	14	19	16	-	-	-	14	23	24	14
Aviation Medical Examiner	60	58	-	-	-	-	-	-	-	-	1	-
Aviation Physiologist	-	-	14	-	-	-	-	-	-	-	-	-
Basic Aviation Medicine	-	-	-	-	-	-	-	-	14	14	14	14
Flight Nurse	19	19	-	19	16	-	-	-	-	19	19	-
<u>USAF Special Staff School</u>	22	(1) 41	(1) 27	18	16	-	-	2	1	2	-	-
Academic Instructor	-	-	-	-	-	-	-	-	1	1	-	-
Air Communication	-	12	12	11	11	-	-	-	-	-	-	-
Air Inspector	12	12	12	-	-	-	-	-	-	-	-	-
Air Intelligence	6	6	-	-	-	-	-	-	-	-	-	-
Comptroller	-	-	-	-	-	-	-	-	-	-	-	-
Military Management	11	8	-	7	5	-	-	-	-	1	-	-
Military Management, Public Instructor	-	(1) 3	(1) 3	-	-	-	-	2	-	-	-	-
Public Information	-	-	-	-	-	-	-	-	-	-	-	-
ROTC Instructors	-	-	-	-	-	-	-	-	-	-	-	-
<u>Enlisted - Total</u>	106	16	33	32	37	14	-	-	(1) 24	-	30	56
<u>USAF School of Aviation Medicine</u>	106	16	33	32	30	11	-	-	(1) 24	-	30	56
Aeromedical Technician	-	-	-	-	-	-	-	-	-	-	-	26
Air Evacuation Technician	-	-	21	21	-	-	-	-	8	-	-	-
Arctic Medical Technician	-	-	-	11	10	11	-	-	-	-	-	-
Flight Surgeons Assistant	-	16	-	-	19	-	-	-	(1) 16	-	-	-
Medical Corpsman	106	-	12	-	1	-	-	-	-	-	30	30
<u>USAF Special Staff School</u>	-	-	-	-	7	2	-	-	-	-	-	-
Assistant Air Inspector	-	-	-	-	7	3	-	-	-	-	-	-
Administrative, Operational & Training Records	-	-	-	-	2	-	-	-	-	-	-	-
Communications & Electronics	-	-	-	-	1	-	-	-	-	-	-	-
Maintenance	-	-	-	-	3	3	-	-	-	-	-	-
Supply	-	-	-	-	1	-	-	-	-	-	-	-

TABLE 91.-- OTHER US MILITARY STUDENT ATTRITION AT AIR UNIVERSITY, BY TYPE OF STUDENT, BY TYPE OF TRAINING, BY MONTH: JAN THROUGH DEC, 1948

Note: -- In the table below the Negro personnel strength, indicated by numbers enclosed in parentheses, is also included in the totals.

Type of Training	Attrition (Other U.S. Military)												
	Total	Jan	Feb	Mar	Apr	May	Jun	Jul	Aug	Sep	Oct	Nov	Dec
<u>Air University - Total</u>	118	21	9	19	37	10	4	2	8	1	3	2	1
<u>Officers - Total</u>	73	2	4	13	23	5	1	-	8	1	-	2	1
Air Command & Staff School	44	-	-	2	30	1	-	-	8	1	-	2	-
Air Tactical School	2	1	-	-	-	-	-	-	-	-	-	-	1
Aircraft Controller Course	-	-	-	-	-	-	-	-	-	-	-	-	-
Common Course	2	1	-	-	-	-	-	-	-	-	-	-	1
Air War College	8	-	-	8	-	-	-	-	-	-	-	-	-
<u>USAF School of Aviation Medicine</u>	15	4	4	2	1	2	1	-	-	-	-	-	-
Aviation Medical Examiner	9	4	4	1	-	-	-	-	-	-	-	-	-
Aviation Physiologist	1	-	-	-	1	-	-	-	-	-	-	-	-
Basic Aviation Medicine	-	-	-	-	-	-	-	-	-	-	-	-	-
Flight Nurse	5	-	-	1	-	3	1	-	-	-	-	-	-
<u>USAF Special Staff School</u>	4	-	-	1	2	1	-	-	-	-	-	-	-
Academic Instructor	-	-	-	-	-	-	-	-	-	-	-	-	-
Air Communication	2	-	-	-	2	-	-	-	-	-	-	-	-
Air Inspector	-	-	-	-	-	-	-	-	-	-	-	-	-
Air Intelligence	-	-	-	-	-	-	-	-	-	-	-	-	-
Comptroller	-	-	-	-	-	-	-	-	-	-	-	-	-
Military Management	2	-	-	1	-	1	-	-	-	-	-	-	-
Military Management, Public Instructor	-	-	-	-	-	-	-	-	-	-	-	-	-
Public Information	-	-	-	-	-	-	-	-	-	-	-	-	-
ROTC Instructors	-	-	-	-	-	-	-	-	-	-	-	-	-
<u>Enlisted - Total</u>	45	16	5	6	4	5	2	2	-	-	2	-	-
<u>USAF School of Aviation Medicine</u>	42	16	5	6	4	5	2	-	-	-	2	-	-
Aeromedical Technician	-	-	-	-	-	-	-	-	-	-	-	-	-
Air Evacuation Technician	1	-	-	-	-	1	-	-	-	-	-	-	-
Arctic Medical Technician	1	-	-	-	-	1	-	-	-	-	-	-	-
Flight Surgeons Assistant	9	-	-	-	-	3	3	-	-	-	3	-	-
Medical Corpman	31	16	5	6	4	-	-	-	-	-	-	-	-
<u>USAF Special Staff School</u>	3	-	-	-	-	-	-	2	-	-	-	-	-
Assistant Air Inspector	3	-	-	-	-	-	-	3	-	-	-	-	-
Administrative, Operational & Training Records	-	-	-	-	-	-	-	-	-	-	-	-	-
Communications & Electronics	-	-	-	-	-	-	-	-	-	-	-	-	-
Maintenance	2	-	-	-	-	-	-	3	-	-	-	-	-
Supply	-	-	-	-	-	-	-	-	-	-	-	-	-

TABLE 92.-- OTHER US MILITARY GRADUATES FROM AIR UNIVERSITY, BY TYPE OF STUDENT, BY TYPE OF PERSONNEL, BY MONTH: JAN THROUGH DEC, 1948

Note: -- In the table below the Negro personnel strength, indicated by numbers inclosed in parentheses, is also included in the totals.

Type of Training	Graduates (Other U.S. Military)												
	Total	Jan	Feb	Mar	Apr	May	Jun	Jul	Aug	Sep	Oct	Nov	Dec
<u>Air University - Total</u>	(2) 665	124	112	125	(1) 45	27	119	11	-	2	(1) 21	21	58
<u>Officers - Total</u>	(1) 329	10	11	88	(1) 37	7	95	-	-	2	-	21	58
<u>Air Command & Staff School</u>	99	-	-	-	-	-	47	-	-	-	-	19	33
<u>Air Tactical School</u>	14	-	-	-	2	-	-	-	-	-	-	-	5
Aircraft Controller Course	-	-	-	-	-	-	-	-	-	-	-	-	-
Common Course	14	-	-	-	9	-	-	-	-	-	-	-	5
<u>Air War College</u>	17	-	-	-	-	-	17	-	-	-	-	-	-
<u>USAF School of Aviation Medicine</u>	123	-	-	75	13	-	15	-	-	-	-	-	20
Aviation Medical Examiner	58	-	-	57	-	-	-	-	-	-	-	-	1
Aviation Physiologist	13	-	-	-	13	-	-	-	-	-	-	-	-
Basic Aviation Medicine	-	-	-	-	-	-	-	-	-	-	-	-	-
Flight Nurse	52	-	-	18	-	-	15	-	-	-	-	-	19
<u>USAF Special Staff School</u>	(1) 76	10	11	13	(1) 15	7	16	-	-	2	-	2	-
Academic Instructor	1	-	-	-	-	-	-	-	-	-	-	1	-
Air Communication	21	10	-	-	-	-	11	-	-	-	-	-	-
Air Inspector	12	-	-	-	12	-	-	-	-	-	-	-	-
Air Intelligence	6	-	-	6	-	-	-	-	-	-	-	-	-
Comptroller	-	-	-	-	-	-	-	-	-	-	-	-	-
Military Management	31	-	11	7	-	7	5	-	-	-	-	1	-
Military Management, Public Instructor	(1) 5	-	-	-	(1) 3	-	-	-	-	2	-	-	-
Public Information	-	-	-	-	-	-	-	-	-	-	-	-	-
ROTC Instructors	-	-	-	-	-	-	-	-	-	-	-	-	-
<u>Enlisted - Total</u>	(1) 336	114	101	37	8	20	24	11	-	-	(1) 21	-	-
<u>USAF School of Aviation Medicine</u>	(1) 329	114	101	37	8	20	17	11	-	-	(1) 21	-	-
Aeromedical Technician	-	-	-	-	-	-	-	-	-	-	-	-	-
Air Evacuation Technician	28	-	-	-	-	20	-	-	-	-	-	8	-
Arctic Medical Technician	11	-	-	-	-	-	-	11	-	-	-	-	-
Flight Surgeons Assistant	(1) 45	-	-	16	-	-	16	-	-	-	(1) 13	-	-
Medical Corpsman	245	114	101	21	8	-	1	-	-	-	-	-	-
<u>USAF Special Staff School</u>	7	-	-	-	-	-	7	-	-	-	-	-	-
Assistant Air Inspector	7	-	-	-	-	-	7	-	-	-	-	-	-
Administrative, Operational & Training Records	2	-	-	-	-	-	2	-	-	-	-	-	-
Communications & Electronics	1	-	-	-	-	-	1	-	-	-	-	-	-
Maintenance	3	-	-	-	-	-	3	-	-	-	-	-	-
Supply	1	-	-	-	-	-	1	-	-	-	-	-	-

TABLE 96.-- NEW US AIR FORCE FLYING TRAINING STUDENTS, BY TYPE OF

Note:-- Pilot Training, Primary and Pilot Training, Basic were combined in March under Pilot Training, Basic in Total). Gunnery Training-Fixed reporting discontinued as of 30 April 1948.

Type of Training	New Students (Air Force)						
	Total	Jan	Feb	Mar	Apr	May	Jun
<u>Flying Training - Total</u>	(52) 5,268	80	(3) 23	(24) 1,234	171	74	94
<u>Officers - Total</u>	(18) 1,861	80	(3) 23	(12) 383	171	74	94
<u>Pilot</u>	(14) 1,192	32	12	(12) 289	46	27	44
Primary	-	-	-	-	-	-	-
Basic	(3) 545	-	-	(2) 164	1	-	-
Advanced	(1) 369	-	1	83	1	-	-
Single Engine	(1) 96	-	1	19	-	-	-
Twin Engine	273	-	-	64	1	-	-
Four Engine	-	-	-	-	-	-	-
Transition	211	25	-	33	38	24	38
Fighter	211	25	-	33	38	24	38
Single Engine	-	-	-	-	-	-	-
Jet	211	25	-	33	38	24	38
Liaison-Field Artillery	-	-	-	-	-	-	-
Helicopter	67	7	11	9	6	3	6
<u>Aircraft Observer, Bombardment</u>	(1) 505	1	2	93	67	47	50
<u>Gunnery Training-Fixed</u>	(2) 19	-	(3) 8	1	10	-	-
<u>Instructor, Instrument Pilot</u>	145	47	-	-	48	-	-
<u>Enlisted - Total</u>	(32) 3,407	-	-	(12) 851	-	-	-
<u>Pilot</u>	(22) 3,407	-	-	(12) 851	-	-	-
Primary	-	-	-	-	-	-	-
Basic	(23) 2,580	-	-	(10) 600	-	-	-
Advanced	(9) 827	-	-	(2) 251	-	-	-
Single Engine	(9) 333	-	-	(2) 108	-	-	-
Twin Engine	494	-	-	143	-	-	-
Four Engine	-	-	-	-	-	-	-

TABLE 98.-- US AIR FORCE FLYING TRAINING ATTRITION, BY TYPE OF STUDENT, BY TYPE OF TRAINING, BY MONTH:

JAN THROUGH DEC, 1948

(See headnote, Table 100.)

Type of Training	Attrition (Air Force)						
	Total	Jan	Feb	Mar	Apr	May	Jun
<u>Flying Training - Total</u>	(17) 1,133	74	(1) 52	34	(1) 65	(9) 91	61
<u>Officers- Total</u>	(4) 214	25	(1) 30	4	9	(2) 14	14
<u>Pilot</u>	(4) 193	22	(1) 28	4	8	(2) 14	13
Primary	(1) 33	16	(1) 17	-	-	-	-
Basic	(3) 131	1	3	2	6	(2) 11	12
Advanced	19	4	6	-	2	2	-
Single Engine	12	3	4	-	1	-	-
Twin Engine	5	1	-	-	1	-	-
Four Engine	2	-	2	-	-	-	-
Transition	4	-	1	-	-	1	1
Fighter	4	-	1	-	-	1	1
Single Engine	-	-	-	-	-	-	1
Jet	4	-	1	-	-	1	1
Liaison-Field Artillery	-	-	-	-	-	-	1
Helicopter	6	1	1	2	-	-	-
<u>Aircraft Observer, Bombardment</u>	18	1	2	-	-	-	1
<u>Gunnery Training-Fixed</u>	-	-	-	-	-	-	-
<u>Instructor, Instrument Pilot</u>	2	2	-	-	1	-	-
<u>Enlisted- Total</u>	(13) 919	49	23	30	(1) 56	(7) 77	47
<u>Pilot</u>	(13) 919	49	23	30	(1) 56	(7) 77	47
Primary	52	37	15	-	-	-	-
Basic	(12) 831	12	8	30	(1) 52	(6) 72	45
Advanced	(1) 36	-	-	-	4	(1) 5	2
Single Engine	(1) 27	-	-	-	2	(1) 5	2
Twin Engine	9	-	-	-	2	-	-
Four Engine	-	-	-	-	-	-	-

Type of Training	Attrition (Air Force)					
	Jul	Aug	Sep	Oct	Nov	Dec
<u>Flying Training - Total</u>	26	184	(1) 119	(2) 134	110	(3) 152
<u>Officers - Total</u>	4	11	14	38	18	(1) 32
<u>Pilot</u>	4	7	11	26	14	(1) 32
Primary	-	-	-	-	-	-
Basic	2	5	11	35	11	(1) 32
Advanced	-	2	-	1	2	-
Single Engine	-	1	-	1	2	-
Twin Engine	-	1	-	-	-	-
Four Engine	-	-	-	-	-	-
Transition	-	-	-	-	1	-
Fighter	-	-	-	-	1	-
Single Engine	-	-	-	-	-	-
Jet	-	-	-	-	1	-
Liaison-Field Artillery	-	-	-	-	-	-
Helicopter	2	-	-	-	-	-
<u>Aircraft Observer, Bombardment</u>	-	4	2	2	4	1
<u>Gunnery Training-Fixed</u>	-	-	-	-	-	-
<u>Instructor, Instrument Pilot</u>	-	-	-	-	-	-
<u>Enlisted - Total</u>	22	173	(1) 105	(2) 96	92	(2) 149
<u>Pilot</u>	22	173	(1) 105	(2) 96	92	(2) 149
Primary	-	-	-	-	-	-
Basic	22	166	(1) 100	(2) 95	85	(2) 144
Advanced	-	7	5	1	7	5
Single Engine	-	4	5	1	4	4
Twin Engine	-	3	-	-	3	1
Four Engine	-	-	-	-	-	-

TABLE 99.-- US AIR FORCE FLYING TRAINING GRADUATES, BY TYPE OF
(the head)

Type of Training	Graduates (Air Force)						
	Total	Jan	Feb	Mar	Apr	May	Jun
<u>Flying Training - Total</u>	<u>(16)2,717</u>	-	<u>(2)611</u>	<u>85</u>	<u>9</u>	<u>103</u>	<u>(6)746</u>
<u>Officers - Total</u>	<u>(2)1,407</u>	-	<u>298</u>	<u>85</u>	<u>9</u>	<u>103</u>	<u>(1)312</u>
<u>Pilot</u>	<u>(2)1,033</u>	-	<u>288</u>	<u>40</u>	-	<u>47</u>	<u>(1)265</u>
Primary	-	-	-	-	-	-	-
Basic	(1) 366	-	84	-	-	-	(1)153
Advanced	(1) 401	-	170	-	-	1	79
Single Engine	(1) 115	-	54	-	-	1	17
Twin Engine	227	-	57	-	-	-	62
Four Engine	59	-	59	-	-	-	-
Transition	203	-	24	33	-	37	24
Fighter	203	-	24	33	-	37	24
Single Engine	-	-	-	-	-	-	-
Jet	203	-	24	33	-	37	24
Liaison-Field Artillery	-	-	-	-	-	-	-
Helicopter	63	-	10	7	-	9	9
<u>Aircraft Observer, Bombardment</u>	<u>213</u>	-	-	-	-	<u>56</u>	-
<u>Gunnery Training-Fixed</u>	<u>10</u>	-	<u>10</u>	-	-	-	-
<u>Instructor, Instrument Pilot</u>	<u>151</u>	-	-	<u>45</u>	<u>9</u>	-	<u>47</u>
<u>Enlisted - Total</u>	<u>(14)1,310</u>	-	<u>(2)313</u>	-	-	-	<u>(5)434</u>
<u>Pilot</u>	<u>(14)1,310</u>	-	<u>(2)313</u>	-	-	-	<u>(5)434</u>
Primary	20	-	20	-	-	-	-
Basic	(9) 827	-	(2)251	-	-	-	(4)195
Advanced	(5) 463	-	42	-	-	-	(1)239
Single Engine	(5) 192	-	23	-	-	-	(1) 98
Twin Engine	261	-	9	-	-	-	141
Four Engine	10	-	10	-	-	-	-

TABLE 100.-- US AIR FORCE FLYING TRAINING FATALITIES, BY TYPE OF STUDENT, BY TYPE OF TRAINING, BY MONTH:
JAN THROUGH DEC, 1948

(See headnote, Table 98. Fatalities shown in table below are included in Attrition figures.)

Type of Training	Fatalities (Air Force)						
	Total	Jan	Feb	Mar	Apr	May	Jun
<u>Flying Training - Total</u>	<u>18</u>	<u>2</u>	-	-	<u>2</u>	-	<u>1</u>
<u>Officers - Total</u>	<u>5</u>	<u>1</u>	-	-	-	-	-
<u>Pilot</u>	<u>5</u>	<u>1</u>	-	-	-	-	-
Primary	1	1	-	-	-	-	-
Basic	2	-	-	-	-	-	-
Advanced	1	-	-	-	-	-	-
Single Engine	1	-	-	-	-	-	-
Twin Engine	-	-	-	-	-	-	-
Transition	1	-	-	-	-	-	-
Fighter	1	-	-	-	-	-	-
Jet	1	-	-	-	-	-	-
<u>Enlisted - Total</u>	<u>13</u>	<u>1</u>	-	-	<u>2</u>	-	<u>1</u>
<u>Pilot</u>	<u>13</u>	<u>1</u>	-	-	<u>2</u>	-	<u>1</u>
Primary	1	1	-	-	-	-	-
Basic	7	-	-	-	-	-	1
Advanced	5	-	-	-	2	-	-
Single Engine	3	-	-	-	-	-	-
Twin Engine	2	-	-	-	2	-	-

Type of Training	Fatalities (Air Force)					
	Jul	Aug	Sep	Oct	Nov	Dec
<u>Flying Training - Total</u>	<u>1</u>	<u>5</u>	<u>3</u>	<u>2</u>	<u>2</u>	-
<u>Officers - Total</u>	-	<u>2</u>	-	<u>1</u>	<u>1</u>	-
<u>Pilot</u>	-	<u>2</u>	-	<u>1</u>	<u>1</u>	-
Primary	-	-	-	-	-	-
Basic	-	2	-	-	-	-
Advanced	-	-	-	1	-	-
Single Engine	-	-	-	1	-	-
Twin Engine	-	-	-	-	-	-
Transition	-	-	-	-	1	-
Fighter	-	-	-	-	1	-
Jet	-	-	-	-	1	-
<u>Enlisted - Total</u>	<u>1</u>	<u>3</u>	<u>3</u>	<u>1</u>	<u>1</u>	-
<u>Pilot</u>	<u>1</u>	<u>2</u>	<u>2</u>	<u>1</u>	<u>1</u>	-
Primary	-	-	-	-	-	-
Basic	1	1	2	1	1	-
Advanced	-	2	1	-	-	-
Single Engine	-	2	1	-	-	-
Twin Engine	-	-	-	-	-	-

TABLE 105.-- NEW FOREIGN FLYING TRAINING STUDENTS, BY TYPE OF STUDENT, BY TYPE OF TRAINING, BY MONTH:
JAN THROUGH DEC, 1948

Type of Training	New Students (Foreign)												
	Total	Jan	Feb	Mar	Apr	May	Jun	Jul	Aug	Sep	Oct	Nov	Dec
<u>Flying Training - Total</u>	<u>104</u>	<u>1</u>	-	<u>54</u>	<u>9</u>	-	-	<u>17</u>	-	-	<u>23</u>	-	-
<u>Officers - Total</u>	<u>17</u>	<u>1</u>	-	<u>4</u>	<u>1</u>	-	-	<u>11</u>	-	-	-	-	-
<u>Pilot</u>	<u>15</u>	-	-	<u>4</u>	-	-	-	<u>11</u>	-	-	-	-	-
Primary	-	-	-	-	-	-	-	-	-	-	-	-	-
Basic	1	-	-	1	-	-	-	-	-	-	-	-	-
Advanced	12	-	-	3	-	-	-	9	-	-	-	-	-
Single Engine	2	-	-	-	-	-	-	2	-	-	-	-	-
Twin Engine	10	-	-	3	-	-	-	7	-	-	-	-	-
Liaison-Field Artillery	2	-	-	-	-	-	-	2	-	-	-	-	-
<u>Instructor, Instrument Pilot</u>	<u>2</u>	<u>1</u>	-	-	<u>1</u>	-	-	-	-	-	-	-	-
<u>Enlisted - Total</u>	<u>87</u>	-	-	<u>50</u>	<u>8</u>	-	-	<u>6</u>	-	-	<u>23</u>	-	-
<u>Pilot</u>	<u>87</u>	-	-	<u>50</u>	<u>8</u>	-	-	<u>6</u>	-	-	<u>23</u>	-	-
Primary	-	-	-	-	-	-	-	-	-	-	-	-	-
Basic	55	-	-	43	8	-	-	4	-	-	-	-	-
Advanced	32	-	-	7	-	-	-	2	-	-	23	-	-
Single Engine	25	-	-	2	-	-	-	-	-	-	23	-	-
Twin Engine	7	-	-	5	-	-	-	2	-	-	-	-	-

TABLE 106.-- FOREIGN FLYING TRAINING STUDENTS UNDER INSTRUCTION, BY TYPE OF STUDENT, BY TYPE OF TRAINING,
BY MONTH: JAN THROUGH DEC, 1948

Type of Training	Under Instruction (Foreign)											
	Jan	Feb	Mar	Apr	May	Jun	Jul	Aug	Sep	Oct	Nov	Dec
<u>Flying Training - Total</u>	<u>32</u>	<u>11</u>	<u>64</u>	<u>72</u>	<u>67</u>	<u>40</u>	<u>52</u>	<u>47</u>	<u>44</u>	<u>28</u>	<u>28</u>	<u>21</u>
<u>Officers - Total</u>	<u>17</u>	<u>9</u>	<u>12</u>	<u>12</u>	<u>11</u>	-	<u>11</u>	<u>11</u>	<u>10</u>	<u>2</u>	<u>2</u>	-
<u>Pilot</u>	<u>16</u>	<u>8</u>	<u>12</u>	<u>11</u>	<u>10</u>	-	<u>11</u>	<u>11</u>	<u>10</u>	<u>2</u>	<u>2</u>	-
Primary	8	8	-	-	-	-	-	-	-	-	-	-
Basic	2	-	9	8	7	-	-	-	-	-	-	-
Advanced	6	-	3	3	3	-	9	9	8	-	-	-
Single Engine	6	-	-	-	-	-	2	2	2	-	-	-
Twin Engine	-	-	3	3	3	-	7	7	6	-	-	-
Liaison-Field Artillery	-	-	-	-	-	-	2	2	2	2	2	-
<u>Instructor, Instrument Pilot</u>	<u>1</u>	<u>1</u>	-	<u>1</u>	<u>1</u>	-	-	-	-	-	-	-
<u>Enlisted - Total</u>	<u>15</u>	<u>2</u>	<u>52</u>	<u>60</u>	<u>56</u>	<u>40</u>	<u>41</u>	<u>36</u>	<u>34</u>	<u>26</u>	<u>26</u>	<u>21</u>
<u>Pilot</u>	<u>15</u>	<u>2</u>	<u>52</u>	<u>60</u>	<u>56</u>	<u>40</u>	<u>41</u>	<u>36</u>	<u>34</u>	<u>26</u>	<u>26</u>	<u>21</u>
Primary	3	2	-	-	-	-	-	-	-	-	-	-
Basic	7	-	45	53	49	40	39	34	32	3	3	1
Advanced	5	-	7	7	7	-	2	2	2	23	23	20
Single Engine	5	-	2	2	2	-	-	-	-	23	23	20
Twin Engine	-	-	5	5	5	-	2	2	2	-	-	-

TABLE 107.-- FOREIGN FLYING TRAINING STUDENT ATTRITION, BY TYPE OF STUDENT, BY TYPE OF TRAINING, BY MONTH:
JAN THROUGH DEC, 1948

Type of Training	Attrition (Foreign)												
	Total	Jan	Feb	Mar	Apr	May	Jun	Jul	Aug	Sep	Oct	Nov	Dec
	<u>Flying Training - Total</u>	<u>38</u>	<u>1</u>	<u>2</u>	-	<u>1</u>	<u>4</u>	<u>7</u>	<u>5</u>	<u>5</u>	<u>2</u>	<u>6</u>	-
<u>Officers - Total</u>	<u>3</u>	<u>1</u>	<u>1</u>	-	<u>1</u>	-	-	-	-	-	-	-	-
<u>Pilot</u>	<u>3</u>	<u>1</u>	<u>1</u>	-	<u>1</u>	-	-	-	-	-	-	-	-
Primary	-	-	-	-	-	-	-	-	-	-	-	-	-
Basic	2	1	-	-	1	-	-	-	-	-	-	-	-
Advanced	1	-	1	-	-	-	-	-	-	-	-	-	-
Single Engine	a/1	-	a/1	-	-	-	-	-	-	-	-	-	-
Twin Engine	-	-	-	-	-	-	-	-	-	-	-	-	-
Liaison - Field Artillery	-	-	-	-	-	-	-	-	-	-	-	-	-
<u>Instructor, Instrument Pilot</u>	-	-	-	-	-	-	-	-	-	-	-	-	-
<u>Enlisted - Total</u>	<u>35</u>	-	<u>1</u>	-	-	<u>4</u>	<u>7</u>	<u>5</u>	<u>5</u>	<u>2</u>	<u>6</u>	-	<u>5</u>
<u>Pilot</u>	<u>35</u>	-	<u>1</u>	-	-	<u>4</u>	<u>7</u>	<u>5</u>	<u>5</u>	<u>2</u>	<u>6</u>	-	<u>5</u>
Primary	1	-	1	-	-	-	-	-	-	-	-	-	-
Basic	31	-	-	-	-	4	7	5	5	2	6	-	2
Advanced	3	-	-	-	-	-	-	-	-	-	-	-	3
Single Engine	3	-	-	-	-	-	-	-	-	-	-	-	3
Twin Engine	-	-	-	-	-	-	-	-	-	-	-	-	-

a/ Fatality occurring as a result of Training

TABLE 108.-- FOREIGN FLYING TRAINING GRADUATES, BY TYPE OF STUDENT, BY TYPE OF TRAINING, BY MONTH:

JAN THROUGH DEC, 1948

Type of Training	Graduates (Foreign)												
	Total	Jan	Feb	Mar	Apr	May	Jun	Jul	Aug	Sep	Oct	Nov	Dec
<u>Flying Training - Total</u>	<u>77</u>	-	<u>19</u>	<u>1</u>	-	<u>1</u>	<u>20</u>	-	-	<u>1</u>	<u>22</u>	-	<u>2</u>
<u>Officers - Total</u>	<u>31</u>	-	<u>7</u>	<u>1</u>	-	<u>1</u>	<u>11</u>	-	-	<u>1</u>	<u>8</u>	-	<u>2</u>
<u>Pilot</u>	<u>30</u>	-	<u>7</u>	-	-	<u>1</u>	<u>10</u>	-	-	<u>1</u>	<u>8</u>	-	<u>2</u>
Primary	-	-	-	-	-	-	-	-	-	-	-	-	-
Basic	10	-	2	-	-	1	7	-	-	-	-	-	-
Advanced	17	-	5	-	-	-	3	-	-	1	8	-	-
Single Engine	7	-	5	-	-	-	-	-	-	-	2	-	-
Twin Engine	10	-	-	-	-	-	3	-	-	1	6	-	-
Liaison-Field Artillery	2	-	-	-	-	-	-	-	-	-	-	-	2
<u>Instructor, Instrument Pilot</u>	<u>2</u>	-	-	<u>1</u>	-	-	<u>1</u>	-	-	-	-	-	-
<u>Enlisted - Total</u>	<u>46</u>	-	<u>12</u>	-	-	-	<u>9</u>	-	-	-	<u>25</u>	-	-
<u>Pilot</u>	<u>46</u>	-	<u>12</u>	-	-	-	<u>9</u>	-	-	-	<u>25</u>	-	-
Primary	-	-	-	-	-	-	-	-	-	-	-	-	-
Basic	32	-	7	-	-	-	2	-	-	-	23	-	-
Advanced	14	-	5	-	-	-	7	-	-	-	2	-	-
Single Engine	7	-	5	-	-	-	2	-	-	-	-	-	-
Twin Engine	7	-	-	-	-	-	5	-	-	-	2	-	-

TABLE 109.-- STATUS OF FLYING TRAINING, SHOWING INITIAL AND FINAL REPORTING DATE AND ACCUMULATIVE DATA ON GRADUATES AND ATTRITION: AS OF 31 DECEMBER 1948.

(Accumulative figures are based on figures reported, 1 July 1939, initial reporting date.)

Course	Accumulative Status as of 6-30-48	Accumulative Status as of 12-31-48	Initial Reporting Date	Final Reporting Date	Course	Accumulative Status as of 6-30-48	Accumulative Status as of 12-31-48	Initial Reporting Date	Final Reporting Date
<u>Preflight School</u>					<u>Pilot Helicopter</u>				
Graduates	11,638	11,638	6-30-44	12-31-45	Graduates	319	413	12-31-44	-
Attrition	4,480	4,480	6-30-44	12-31-45	Attrition	27	31	12-31-44	-
<u>Preflight Pilot</u>					<u>Pilot Liaison Field Artillery</u>				
Graduates	232,067	232,067	12-31-42	12-31-45	Graduates	3,271	3,297	6-30-43	-
Attrition	7,713	7,713	12-31-42	12-31-45	Attrition	940	952	6-30-43	-
<u>Preflight-Bombardier</u>					<u>Pilot Liaison Instrument</u>				
Graduates	40,720	40,720	12-31-42	12-31-44	Graduates	354	354	12-31-44	4-30-45
Attrition	1,894	1,894	12-31-42	12-31-44	Attrition	10	10	12-31-44	4-30-45
<u>Preflight-Navigator</u>					<u>Pilot Liaison Air Corps</u>				
Graduates	41,681	41,681	12-31-42	12-31-44	Graduates	30	30	8-31-45	12-31-45
Attrition	956	956	12-31-42	12-31-44	Attrition	1	1	8-31-45	12-31-45
<u>Preflight-Bombardier-Navigator</u>					<u>Pilot Advanced Liaison</u>				
Graduates	7,541	7,541	6-30-42	12-31-44	Graduates	1,125	1,125	6-30-43	6-30-44
Attrition	1,059	1,059	6-30-42	12-31-44	Attrition	289	289	6-30-43	6-30-44
<u>Preflight-Flight Engineer (B-29)</u>					<u>Pilot Observation</u>				
Graduates	2,133	2,133	6-30-45	12-31-45	Graduates	931	931	12-31-42	12-31-43
Attrition	287	287	6-30-45	12-31-45	Attrition	169	169	12-31-42	12-31-43
<u>Primary Flying School</u>					<u>US in British Schools</u>				
Graduates	234,649	234,649	12-31-39	6-30-48	Graduates	552	552	6-30-43	6-30-44
Attrition	89,114	89,114	12-31-39	6-30-48	Attrition	68	68	6-30-43	6-30-44
<u>Basic Flying School</u>					<u>Pilot Specialized 2-Engine</u>				
Graduates	204,388	204,901	12-31-39	-	Graduates	34	34	12-31-43	6-30-44
Attrition	29,407	30,117	12-31-39	-	Attrition	5	5	12-31-43	6-30-44
<u>Pilot Basic Experimental</u>					<u>Pilot Central Instrument</u>				
Graduates	563	563	12-31-42	12-31-43	Graduates	1,935	1,935	6-30-43	12-31-43
Attrition	181	181	12-31-42	12-31-43	Attrition	39	39	6-30-43	12-31-43
<u>Advanced SE Flying Training</u>					<u>Pilot Transition SE (Ftr & Bomb)</u>				
Graduates	56,414	56,528	12-31-39	-	Graduates	262	262	6-30-43	12-31-44
Attrition	3,542	3,564	12-31-39	-	Attrition	12	12	6-30-43	12-31-44
<u>Advanced TE Flying Training</u>					<u>Pilot Transition P-39</u>				
Graduates	92,175	92,394	12-31-41	-	Graduates	3,448	3,448	6-30-44	12-31-44
Attrition	2,822	2,831	12-31-41	-	Attrition	121	121	6-30-44	12-31-44
<u>Advanced Pilot</u>					<u>Pilot Transition P-40</u>				
Graduates	47,525	47,525	12-31-40	12-31-43	Graduates	14,917	14,917	6-30-44	8-31-45
Attrition	1,175	1,175	12-31-40	12-31-43	Attrition	676	676	6-30-44	8-31-45
<u>Advanced LE Flying Training</u>					<u>Pilot Transition P-47</u>				
Graduates	118	118	6-30-47	6-30-48	Graduates	140	140	12-31-45	12-31-46
Attrition	5	5	6-30-47	6-30-48	Attrition	4	4	12-31-45	12-31-46
<u>Advanced Pilots (USMA Cadets)</u>					<u>Pilot Transition P-51</u>				
Graduates	1,342	1,342	6-30-43	8-31-45	Graduates	109	109	12-31-45	6-30-47
Attrition	164	164	6-30-43	8-31-45	Attrition	7	7	12-31-45	6-30-47
<u>Women Pilots (WASP)</u>					<u>Pilot Transition TB (Ftr & Bomb)</u>				
Graduates	1,282	1,282	6-30-43	12-31-44	Graduates	1,983	1,983	6-30-43	6-30-44
Attrition	747	747	6-30-43	12-31-44	Attrition	257	257	6-30-43	6-30-44
<u>Pilot Air Transport</u>									
Graduates	3,504	3,504	6-30-44	6-30-46					
Attrition	475	475	6-30-44	6-30-46					

TABLE 109.-- STATUS OF FLYING TRAINING, SHOWING INITIAL AND FINAL REPORTING DATE AND ACCUMULATIVE DATA ON GRADUATES AND ATTRITION: AS OF 31 DECEMBER 1948-Continued

(Accumulative figures are based on figures reported, 1 July 1939, initial reporting date.)

Course	Accumulative Status as of 6-30-48	Accumulative Status as of 12-31-48	Initial Reporting Date	Final Reporting Date	Course	Accumulative Status as of 6-30-48	Accumulative Status as of 12-31-48	Initial Reporting Date	Final Reporting Date
<u>Pilot Transition</u>					<u>Bombardier Refresher</u>				
<u>B-25</u>					Graduates	4,382	4,382	4-30-45	12-31-45
Graduates	2,890	2,890	12-31-43	8-31-45	Attrition	299	299	4-30-45	12-31-45
Attrition	112	112	12-31-43	8-31-45	<u>Bombardier Navigation</u>				
<u>Pilot Transition</u>					Graduates	2,588	2,588	6-30-43	6-30-46
<u>B-26</u>					Attrition	239	239	6-30-43	6-30-46
Graduates	4,715	4,715	12-31-43	12-31-45	<u>Bombardier US</u>				
Attrition	483	483	12-31-43	12-31-45	<u>Navigation</u>				
<u>Pilot Transition</u>					Graduates	891	891	12-31-42	6-30-43
<u>F-38</u>					Attrition	145	145	12-31-42	6-30-43
Graduates	252	252	4-30-45	8-31-45	<u>bombardier Dn</u>				
Attrition	6	6	4-30-45	8-31-45	<u>Navigation</u>				
<u>Pilot Transition</u>					Graduates	25,259	25,259	12-31-43	6-30-46
<u>A-26</u>					Attrition	3,406	3,406	12-31-43	6-30-46
Graduates	60	60	6-30-46	6-30-47	<u>Radio Observer</u>				
Attrition	-	-	6-30-46	6-30-47	<u>Bombardment</u>				
<u>Pilot Transition</u>					Graduates	112	269	6-30-46	-
<u>B-17</u>					Attrition	35	49	6-30-46	-
Graduates	24,965	24,965	12-31-43	12-31-45	<u>Navigation</u>				
Attrition	855	855	12-31-43	12-31-45	Graduates	6,728	6,728	12-31-40	6-30-43
<u>Pilot Transition</u>					Attrition	1,628	1,628	12-31-40	6-30-43
<u>B-24</u>					<u>Navigation Celestial</u>				
Graduates	24,486	24,486	12-31-43	12-31-45	(Aerial)				
Attrition	1,774	1,774	12-31-43	12-31-45	Graduates	41,145	41,145	6-30-43	6-30-46
<u>Pilot Transition</u>					Attrition	8,308	8,308	6-30-43	6-30-46
<u>B-29</u>					<u>Navigation - Dead</u>				
Graduates	5,082	5,082	12-31-44	12-31-47	<u>reckoning</u>				
Attrition	54	54	12-31-44	12-31-47	Graduates	1,597	1,597	6-30-43	6-30-44
<u>Pilot Transition</u>					Attrition	172	172	6-30-43	6-30-44
<u>B-32</u>					<u>Navigation Refresher</u>				
Graduates	240	240	4-30-45	8-31-45	Graduates	5,099	5,099	4-30-45	12-31-47
Attrition	-	-	4-30-45	8-31-45	Attrition	456	456	4-30-45	12-31-47
<u>Pilot Transition</u>					<u>Glider Maintenance</u>				
<u>4-Engine</u>					(TTC)				
Graduates	11,938	11,938	6-30-42	6-30-44	Graduates	1,643	1,643	6-30-44	12-31-44
Attrition	967	967	6-30-42	6-30-44	Attrition	38	38	6-30-44	12-31-44
<u>Pilot Transition</u>					<u>Glider Pre-Glider</u>				
<u>F-60</u>					Graduates	1,139	1,139	6-30-42	12-31-42
Graduates	492	580	12-31-46	-	Attrition	102	102	6-30-42	12-31-42
Attrition	38	40	12-31-46	-	<u>Glider Preliminary</u>				
<u>Pilot Transition</u>					Graduates	1,934	1,934	12-31-42	6-30-43
<u>Primary A/C</u>					Attrition	279	279	12-31-42	6-30-43
Graduates	35	35	12-31-42	6-30-43	<u>Glider Elementary</u>				
Attrition	33	33	12-31-42	6-30-43	Graduates	5,738	5,738	12-31-42	6-30-43
<u>Pilot Transition Adv</u>					Attrition	1,023	1,023	12-31-42	6-30-43
<u>Phase A/C</u>					<u>Glider Basic</u>				
Graduates	35	35	12-31-42	-	Graduates	6,354	6,354	12-31-42	12-31-44
Attrition	-	-	12-31-42	-	Attrition	606	606	12-31-42	12-31-44
<u>Bombardier School</u>					<u>Glider Pilot</u>				
Graduates	9,135	9,135	12-31-40	6-30-43	Graduates	110	110	6-30-42	6-30-42
Attrition	749	749	12-31-40	6-30-43	Attrition	4	4	6-30-42	6-30-42
<u>Bombardier Precision</u>					<u>Glider Elementary</u>				
Graduates	9,444	9,444	6-30-43	6-30-44	<u>Advanced</u>				
Attrition	1,935	1,935	6-30-43	6-30-44	Graduates	445	445	6-30-42	12-31-42
<u>Bombardier Pre STC</u>					Attrition	42	42	6-30-42	12-31-42
Graduates	1,499	1,499	4-30-45	12-31-45					
Attrition	-	-	4-30-45	12-31-45					

TABLE 109.-- STATUS OF FLYING TRAINING, SHOWING INITIAL AND FINAL REPORTING DATE AND ACCUMULATIVE DATA ON GRADUATES AND ATTRITION: AS OF 31 DECEMBER 1948. Continued

(Accumulative figures are based on figures reported, 1 July 1939, initial reporting date.)

Course	Accumulative Status as of 6-30-48	Accumulative Status as of 12-31-48	Initial Reporting Date	Final Reporting Date	Course	Accumulative Status as of 6-30-48	Accumulative Status as of 12-31-48	Initial Reporting Date	Final Reporting Date
<u>Glider Classification</u>					<u>Instructor Fighter</u>				
Graduates	332	332	6-30-44	6-30-44	Gunnery	507	507	4-30-45	12-31-45
Attrition	22	22	6-30-44	6-30-44	Graduates	12	12	4-30-45	12-31-45
<u>Glider Advanced</u>					<u>Instructor Flexible</u>				
Graduates	5,298	5,298	12-31-42	4-30-45	Gunnery	16,183	16,183	6-30-43	8-31-45
Attrition	375	375	12-31-42	4-30-45	Graduates	2,350	2,350	6-30-43	8-31-45
<u>Glider - Adv Troop</u>					<u>Instructor Cruise</u>				
<u>Carrier Command</u>					Control	265	265	6-30-45	12-31-45
Graduates	201	201	6-30-44	6-30-44	Graduates	24	24	6-30-45	12-31-45
Attrition	13	13	6-30-44	6-30-44	<u>Instructor Central</u>				
<u>Instructor Pilot</u>					Graduates	6,471	6,471	6-30-43	12-31-43
Graduates	10,770	10,770	12-31-43	12-31-46	Attrition	949	949	6-30-43	12-31-43
Attrition	2,163	2,163	12-31-43	12-31-46	<u>Synthetic Trainer</u>				
<u>Instructor Military</u>					<u>Operator Instructor</u>				
<u>Primary Pilot</u>					or C/S	163	163	12-31-47	12-31-47
Graduates	177	177	6-30-45	6-30-46	Graduates	9	9	12-31-47	12-31-47
Attrition	19	19	6-30-45	6-30-46	Attrition				
<u>Instructor Basic</u>					<u>Gunnery Fixed</u>				
<u>Pilot</u>					Graduates	1,220	1,220	12-31-43	6-30-48
Graduates	72	72	12-31-44	6-30-46	Attrition	80	80	12-31-43	6-30-48
Attrition	16	16	12-31-44	6-30-46	<u>Gunnery Flexible</u>				
<u>Instructor B-17</u>					(Cadets and EM)	290,751	290,751	6-30-42	12-31-45
<u>Transition</u>					Graduates	24,165	24,165	6-30-42	12-31-45
Graduates	1,621	1,621	12-31-44	8-31-45	<u>Gunnery Special</u>				
Attrition	100	100	12-31-44	8-31-45	<u>Officers Course</u>				
<u>Instructor B-24</u>					Graduates	1,175	1,175	6-30-44	8-31-45
<u>Transition</u>					Attrition	177	177	6-30-44	8-31-45
Graduates	1,076	1,076	12-31-44	8-31-45	<u>A1-6 Advanced</u>				
Attrition	203	203	12-31-44	8-31-45	<u>Gunnery a/</u>				
<u>Instructor 4 Engine</u>					Graduates	100	100	12-31-46	12-31-46
Graduates	372	372	12-31-43	12-31-43	Attrition	-	-	12-31-46	12-31-46
Attrition	34	34	12-31-43	12-31-43	<u>Photo Recon (P-322)</u>				
<u>Instructor 4 Engine</u>					Graduates	204	204	6-30-44	12-31-44
<u>Pilot</u>					Attrition	7	7	6-30-44	12-31-44
Graduates	1,774	1,774	12-31-43	12-31-44	<u>Flight Planning</u>				
Attrition	157	157	12-31-43	12-31-44	Course	1,042	1,042	12-31-44	4-30-45
<u>Instructor Instrument</u>					Graduates	9	9	12-31-44	4-30-45
<u>Training</u>					Attrition				
Graduates	4,309	4,309	12-31-43	12-31-45	<u>Flight Engineer</u>				
Attrition	338	338	12-31-43	12-31-45	<u>Officer Training</u>				
<u>Instructor-Instrument</u>					Graduates	487	487	6-30-45	6-30-47
<u>Pilot</u>					Attrition	6	6	6-30-45	6-30-47
Graduates	8,732	8,782	12-31-43	-	<u>Flight Eng B-29</u>				
Attrition	500	500	12-31-43	-	<u>Individual Course</u>				
<u>Instructor Bombardier</u>					Graduates	2,572	2,572	6-30-45	12-31-45
Graduates	5,936	5,936	6-30-43	6-30-46	Attrition	237	237	6-30-45	12-31-45
Attrition	528	528	6-30-43	6-30-46	<u>Flight Eng Transi-</u>				
<u>Instructor Navigation</u>					<u>tion B-29</u>				
Graduates	3,059	3,059	12-31-43	6-30-46	Graduates	2,628	2,628	12-31-44	6-30-46
Attrition	456	456	12-31-43	6-30-46	Attrition	53	53	12-31-44	6-30-46
<u>Instructor Bombardier</u>					<u>Flight Eng Transi-</u>				
<u>ier DR Navigation</u>					<u>tion B-32</u>				
Graduates	106	106	12-31-43	6-30-44	Graduates	146	146	6-30-45	8-31-45
Attrition	4	4	12-31-43	6-30-44	Attrition	1	1	6-30-45	8-31-45

TABLE 109.-- STATUS OF FLYING TRAINING, SHOWING INITIAL AND FINAL REPORTING DATE AND ACCUMULATIVE DATA ON GRADUATES AND ATTRITION: AS OF 31 DECEMBER, 1948. Continued

† (Accumulative figures are based on figures reported, 1 July 1939, initial reporting date.)

Course	Accumulative Status as of 6-30-43	Accumulative Status as of 12-31-48	Initial Reporting Date	Final Reporting Date	Course	Accumulative Status as of 6-30-48	Accumulative Status as of 12-31-48	Initial Reporting Date	Final Reporting Date
<u>Emergency Air Rescue Crews (ATC)</u>	-	-	6-30-44	8-31-45	<u>Air Training School</u>	-	-	12-31-43	12-31-43
Graduates	-	-	6-30-44	8-31-45	Graduates	-	-	12-31-43	12-31-43
Attrition	-	-	6-30-44	8-31-45	Attrition	-	-	12-31-43	12-31-43
<u>Observation - Non-Pilot</u>	866	866	12-31-40	12-31-43	<u>Air Crew Colleges</u>	-	-	12-31-43	6-30-44
Graduates	866	866	12-31-40	12-31-43	Graduates	-	-	12-31-43	6-30-44
Attrition	113	113	12-31-40	12-31-43	Attrition	-	-	12-31-43	6-30-44
<u>Classification Orientation and Processing</u>	1,086	1,086	12-31-43	6-30-44	<u>Pools</u>	-	-	12-31-43	12-31-44
Graduates	1,086	1,086	12-31-43	6-30-44	Graduates	-	-	12-31-43	12-31-44
Attrition	568	568	12-31-43	6-30-44	Attrition	-	-	12-31-43	12-31-44
					<u>Special Gunnery Course</u>	8	8	6-30-47	6-30-47
					Graduates	8	8	6-30-47	6-30-47
					Attrition	-	-	6-30-47	6-30-47

a/ USMA Graduates Taking Special Training at Williams Field.

TABLE 110.-- NEW USAF INDOCTRINATION TRAINING STUDENTS, BY TYPE OF STUDENT, BY TYPE OF TRAINING, BY MONTH: JAN THROUGH DEC, 1948

Note:-- In the tables below the Negro personnel strength, indicated by numbers inclosed in parentheses, is also included in the totals.

Type of Training	Total	Jan	Feb	Mar	Apr	May	Jun	Jul	Aug	Sep	Oct	Nov	Dec
<u>Indoctrination Training - Total</u> . .	80,824 (3,360)	8,784 (342)	6,691 (349)	2,974 (240)	5,005 (148)	5,713 (255)	5,677 (206)	8,630 (241)	11,307 (214)	7,699 (200)	5,702 (278)	7,723 (502)	4,919 (385)
USAF Officer Candidate Training .	507 (19)	255 (9)	-	-	-	-	-	252 (10)	-	-	-	-	-
USAF Basic Military Training . .	80,317 (3,341)	8,529 (333)	6,691 (349)	2,974 (240)	5,005 (148)	5,713 (255)	5,677 (206)	8,378 (231)	11,307 (214)	7,699 (200)	5,702 (278)	7,723 (502)	4,919 (385)

TABLE 111.-- USAF INDOCTRINATION TRAINING STUDENTS UNDER INSTRUCTION, BY TYPE OF STUDENT, BY TYPE OF TRAINING, BY MONTH: JAN THROUGH DEC, 1948

Type of Training	Total	Jan	Feb	Mar	Apr	May	Jun	Jul	Aug	Sep	Oct	Nov	Dec
<u>Indoctrination Training - Total</u> . .	-	16,240 (833)	18,544 (947)	17,782 (955)	17,290 (903)	15,032 (741)	16,976 (682)	20,127 (703)	25,540 (678)	27,788 (690)	25,125 (730)	21,501 (998)	18,856 (1,198)
USAF Officer-Candidate Training .	-	240 (9)	217 (9)	203 (8)	203 (8)	194 (8)	1 (-)	238 (10)	225 (9)	195 (6)	184 (5)	176 (5)	3 (-)
USAF Basic Military Training . .	-	16,000 (824)	18,327 (938)	17,578 (947)	17,087 (895)	14,838 (733)	16,975 (682)	19,889 (693)	25,315 (699)	27,593 (684)	24,941 (725)	21,325 (993)	18,853 (1,198)

TABLE 112.-- USAF INDOCTRINATION TRAINING STUDENT ATTRITION, BY TYPE OF STUDENT, BY TYPE OF TRAINING, BY MONTH: JAN THROUGH DEC, 1948

Type of Training	Total	Jan	Feb	Mar	Apr	May	Jun	Jul	Aug	Sep	Oct	Nov	Dec
<u>Indoctrination Training - Total</u> . .	4,030 (131)	786 (29)	408 (15)	227 (13)	254 (10)	241 (6)	283 (10)	278 (26)	499 (7)	459 (6)	212 (6)	114 (2)	169 (3)
USAF Officer Candidate Training .	141 (6)	15 (-)	23 (-)	14 (1)	- (-)	9 (-)	4 (-)	14 (-)	13 (1)	30 (3)	11 (1)	8 (-)	- (-)
USAF Basic Military Training . .	3,889 (125)	771 (29)	385 (15)	213 (12)	254 (10)	332 (6)	279 (10)	264 (26)	486 (6)	429 (3)	201 (5)	106 (2)	169 (1)

TABLE 113.-- USAF INDOCTRINATION TRAINING GRADUATES, BY TYPE OF STUDENT, BY TYPE OF TRAINING, BY MONTH: JAN THROUGH DEC, 1948

Type of Training	Total	Jan	Feb	Mar	Apr	May	Jun	Jul	Aug	Sep	Oct	Nov	Dec
<u>Indoctrination Training - Total</u> . .	71,209 (2,815)	5,029 (264)	3,979 (220)	3,509 (219)	5,243 (190)	7,630 (411)	3,450 (255)	5,201 (194)	5,395 (232)	4,992 (182)	8,153 (232)	11,233 (232)	7,395 (184)
USAF Officer Candidate Training .	363 (13)	-	-	-	-	-	189 (8)	1 (-)	-	-	-	-	173 (5)
USAF Basic Military Training . .	70,846 (2,802)	5,029 (264)	3,979 (220)	3,509 (219)	5,243 (190)	7,630 (411)	3,261 (247)	5,200 (194)	5,395 (232)	4,992 (182)	8,153 (232)	11,233 (232)	7,222 (179)

TABLE 114.-- NEW US AIR FORCE TECHNICAL TRAINING STUDENTS, BY TYPE OF STUDENT, BY TYPE OF TRAINING, SEMI-ANNUALLY: JAN THROUGH JUN AND JUL THROUGH DEC, 1948

Note: -- In the table below the Negro personnel strength, indicated by numbers inclosed in parentheses, is also included in the totals.

Type of Training	Course Number	New Students (Air Force)					
		Total		Jan through Jun		Jul through Dec	
		Off	Enl	Off	Enl	Off	Enl
Technical Training - Total . . .		2,737 (25)	42,306 (1,191)	1,215 (12)	20,466 (626)	1,522 (13)	21,840 (565)
Acft Warning Rptg Equip CPS-1 . . .	01102	27	-	11	-	16	-
Acft Warning Rptg Equip CPS-4 . . .	01103	22	-	12	-	10	-
Acft Warning Rptg Equip CPS-5 . . .	01104	(2) 54	-	26	-	(2) 28	-
Acft Warning Officer TPS-1B & 10A . .	01105	57	-	19	-	38	-
Diesel mechanic	01300	-	(15) 344	-	(11) 213	-	(4) 131
Auto Equipment Technician	01404	-	(89) 1,373	-	(3) 214	-	(86) 1,159
Electronics Officer	01410	(4) 217	-	(1) 123	-	(3) 94	-
Radar Weather Officer APQ-13	01418	18	-	18	-	-	-
Radar Weather Officer SCR-584	01419	-	-	-	-	-	-
Communications Officer	02000	(2) 423	-	(2) 220	-	203	-
Message Center Off, Cryptographic . .	02241	(1) 10	-	(1) 10	-	-	-
Blacksmith	02400	-	-	-	-	-	-
Cable Splicer	03900	-	(4) 24	-	8	-	(4) 16
Telephone & Telegraph Officer	04000	-	-	-	-	-	-
Carpenter	05000	-	(38) 1,157	-	(26) 679	-	(12) 478
Radar Observer, Night Fighter	05200	10	-	-	-	10	-
Construction Technician	05900	-	37	-	9	-	28
Draftsman	07000	-	1	-	1	-	-
Draftsman, General	07001	-	(21) 806	-	(12) 523	-	(9) 283
Draftsman, Topographic	07600	-	-	-	-	-	-
Electrician	07800	-	(33) 559	-	(26) 316	-	(7) 243
Engineman, Operating	08100	-	(4) 410	-	(4) 268	-	142
Transportation Officer	09130	(1) 161	-	56	-	(1) 105	-
Installer-Repairman, Tel & Tel	09700	-	(3) 30	-	(3) 16	-	14
Photolithographer	10700	-	33	-	18	-	15
Machinist	11400	-	(5) 323	-	(3) 169	-	(2) 154
Firefighter & Crash Rescueman	13831	-	(11) 345	-	(3) 148	-	(8) 197
Photographer	15201	-	(13) 708	-	190	-	(13) 518
Plumber	16400	-	(21) 335	-	(20) 191	-	(1) 144
Powerman	16600	-	(3) 60	-	(1) 12	-	(2) 48
Repeaterman, Tel & Tel	18700	-	(1) 150	-	(1) 77	-	73
Sheetmetal Worker	20100	-	(22) 253	-	(21) 170	-	(1) 83
Statistical Clerk	21210	-	193	-	122	-	71
Stenographer	21300	-	(24) 509	-	(14) 245	-	(10) 264
Surveyor	22700	-	-	-	-	-	-
Surveyor, General	22701	3	(13) 87	-	(11) 58	3	(2) 29
Teletype mechanic	23900	-	(28) 324	-	(12) 147	-	(16) 177
Welder Combination	25600	-	-	-	-	-	-
Welder & Blacksmith, General	25601	-	(26) 263	-	(17) 145	-	(9) 118
Budget & Fiscal Cost Clerk	26800	-	(1) 47	-	-	-	(1) 47
Construction Equipment Mechanic	31900	-	(23) 60	-	(21) 31	-	(2) 29
Refrigeration Mechanic	32200	-	(7) 58	-	(7) 29	-	29
Asphalt Plant Rock Crusher	35901	-	(2) 147	-	(2) 86	-	61
Crawler Tractor Operator	35902	-	(7) 121	-	(7) 58	-	63
Power Shovel Operator	35903	-	(1) 90	-	(1) 44	-	46
Road Grader Operator	35904	-	(1) 146	-	(1) 85	-	61
Miscellaneous Equipment Operator	35906	-	(3) 230	-	(1) 145	-	(2) 85
Supply Officer, General	40000	194	-	106	-	88	-
Tabulating Machine Operator	40001	-	(3) 146	-	50	-	(3) 96
Clerk Typist	40500	-	(237) 7,831	-	(134) 4,158	-	(103) 3,673
Signal Equip Maint & Repair Off. . . .	44150	18	-	15	-	3	-
Ammunition Supply Officer	45140	31	-	14	-	17	-
Armament Officer	45141	(1) 55	-	-	-	(1) 55	-
Aviation Ordnance Officer	45320	35	-	35	-	-	-
Auto Maint & Repair Officer	48050	27	-	14	-	13	-
Airplane Armament Officer	48220	15	-	15	-	-	-
Aircraft Maintenance Officer	48230	(7) 241	-	(6) 121	-	(1) 120	-
Ammunition Supply Technician	50500	-	22	-	22	-	-
Primary Armament Technician	50501	-	(35) 1,455	-	(27) 173	-	(8) 1,282
Airplane Hydraulic Mechanic	52800	-	(12) 316	-	(2) 178	-	(10) 138
Fabric & Dope mechanic	54800	-	(16) 152	-	(1) 56	-	(15) 96
Airplane Woodworker	55000	-	(2) 32	-	-	-	(2) 32
Control Tower Operator	55200	-	(2) 825	-	395	-	(2) 430
Airplane Sheetmetal Worker	55500	-	(37) 747	-	(26) 376	-	(11) 371
Heat Treating	55501	-	1	-	-	-	1

TABLE 114.-- NEW US AIR FORCE TECHNICAL TRAINING STUDENTS, BY TYPE OF STUDENT, BY TYPE OF TRAINING, SEMI-ANNUALLY: JAN THROUGH JUN AND JUL THROUGH DEC, 1948. Continued

Type of Training	Course Number	New Students (Air Force)					
		Total		Jan through Jun		Jul through Dec	
		Off	Enl	Off	Enl	Off	Enl
Aircraft Welder	57300	-	(26) 253	-	(19) 119	-	(7) 134
Argon Gas Welder	57302	-	5	-	5	-	-
Bombsight & Auto Pilot Repairman . .	57400	-	14	-	14	-	-
Bombsight & Gunsight Technician . .	57401	-	(4) 60	-	15	(4)	45
Remote Control Turret Repairman . .	57500	-	-	-	-	-	-
Remote Control Turret Technician . .	57501	1	44	-	-	1	44
Parachute Rigger & Repairman	62000	-	(7) 226	-	(5) 115	-	(2) 111
Finance Technical Clerk	62200	-	(5) 135	-	(3) 67	-	(2) 68
Budget & Fiscal Officer	63020	57	-	-	-	57	-
Intelligence Specialist	63100	-	143	-	61	-	82
Statistical Control Officer	64020	(1) 90	-	35	-	(1) 55	-
Tel & Tel Equip Repairman	64600	-	(6) 104	-	(6) 46	-	58
Special Radio Mechanic TXC/1	64620	-	70	-	22	-	48
Radio Repairman, Acft Equip.	64700	-	42	-	42	-	-
Radio Repairman, Acft Equip.	64701	-	(6) 157	-	(2) 35	(4)	122
Adv Radio Rpmn, Ground Equip	64801	-	241	-	108	-	133
Bombsight Mechanic	68300	-	2	-	2	-	-
Airplane Pwr Plant Mech, Sp V-1650 .	68405	-	34	-	8	-	26
Airplane Pwr Plant Mech, Sp V-1710 .	68406	-	(16) 52	-	27	(16)	25
Airplane Pwr Plant Mech, Sp R-3350 .	68410	-	253	-	108	-	145
Airplane Pwr Plant Mech, Sp R-2000 .	68413	-	81	-	47	-	34
Airplane Pwr Plant Mech, Sp R-2800 .	68414	-	(2) 89	-	(2) 40	-	49
Airplane Pwr Plant Mech, Sp J-33 . .	68415	-	2	-	2	-	-
Airplane Pwr Plant Mech, Sp R-4360 .	68416	-	(3) 253	-	(2) 109	(1)	144
Airplane Pwr Plant Mech, Jet Eng . .	68421	3	(1) 328	3	(1) 190	-	138
Airplane Electrical Mechanic	68500	-	(15) 1,024	-	(3) 462	(12)	562
Airplane Instrument Mechanic	68600	-	(19) 517	-	(2) 184	(17)	333
EA Automatic Pilot Maintenance . . .	68601	-	6	-	-	-	6
EA Automatic Pilot Maintenance . . .	68601	-	5	-	-	-	5
CI Automatic Pilot	68602	1	-	-	-	1	-
Airplane Propeller Mechanic	68700	-	(3) 365	-	186	(3)	179
Curtiss Electric Propeller	68701	-	53	-	-	-	53
Water Supply Technician	72700	-	(3) 60	(3)	31	-	29
Air Force Chemical Officer	73143	58	-	34	-	24	-
Atomic Energy Training	73144	179	72	-	-	179	72
Radiological Defense Officer	73145	21	-	-	-	21	-
Flight Engineer (Ground Phase) . . .	73700	-	126	-	-	-	126
Cruise Control Weight & Balance . .	73701	-	6	-	-	-	6
Airplane & Eng Mech, Primary	74700	-	-	-	-	-	-
Airplane & Eng Mech, Sp C-54	74703	-	19	-	19	-	-
Airplane & Eng Mech, Sp C-82	74705	-	(5) 44	-	(5) 44	-	-
Airplane & Eng Mech, Sp B-29	747A0	-	(16) 328	-	(16) 328	-	-
Airplane & Eng Mech, Sp A-26	747H0	-	36	-	36	-	-
Airplane & Eng Mech, Sp P-47	747K0	-	-	-	-	-	-
Airplane & Eng Mech, Sp P-51	747L0	-	(5) 61	-	(5) 61	-	-
Airplane & Eng Mech, Sp F-80	747Q0	3	(3) 110	3	(3) 110	-	-
Airplane & Eng Mech, Conventional . .	74710	22	(95) 5,218	22	(42) 2,577	(53)	2,641
Airplane & Eng Mech, Jet Type	74720	-	(38) 3,206	-	(22) 1,706	(16)	1,500
Airplane & Eng Mech, F-80C	74721	-	33	-	-	-	33
Airplane & Eng Mech, Liaison Type . .	74730	-	-	-	-	-	-
Airplane & Eng Mech, Sp C-82	750K1	3	18	-	-	3	18
Radio Mechanic, Air Force	75400	-	(2) 57	-	(2) 57	-	-
Radio Mechanic, General	75401	-	(75) 2,313	-	(38) 1,112	(37)	1,201
Radio Fundamentals	75412	-	-	-	-	-	-
Radio Operator, ACS	76000	-	-	-	-	-	-
Radio Operator, General	76601	-	(53) 1,765	-	(23) 848	(30)	917
Radio Mechanic, ACS	77800	-	-	-	-	-	-
Weather Equipment Technician	78201	-	36	-	12	-	24
Weather Observer	78400	-	464	-	10	-	454
Airplane Radio Technician SCR-584 . .	78484	-	-	-	-	-	-
Weather Forecaster	78700	-	304	-	181	-	123
Radar Observer, RCM	78880	43	-	8	-	35	-
Cryptographic Technician	80500	-	(10) 34	-	17	(10)	17
Weather Engineer & Survey Officer . .	82050	(1) 24	-	(1) 24	-	-	-
Weather Engineer & Survey Officer . .	82051	4	-	4	-	-	-
Weather Engineer & Survey Officer . .	82052	(1) 23	-	-	-	(1) 23	-
Weather Engineer & Survey Officer . .	82053	(1) 24	-	-	-	(1) 24	-
Weather Officer	82191	(1) 259	-	120	-	(1) 139	-
Weather Officer, Advanced	82196	63	-	23	-	40	-

TABLE 114.-- NEW US AIR FORCE TECHNICAL TRAINING STUDENTS, BY TYPE OF STUDENT, BY TYPE OF TRAINING, SEMI-ANNUALLY: JAN THROUGH JUN AND JUL THROUGH DEC, 1948. continued

Type of Training	Course Number	New Students (Air Force)					
		Total		Jan through Jun		Jul through Dec	
		Off	Enl	Off	Enl	Off	Enl
Aerial Photographic Officer.	85020	(1) 20	-	(1) 8	-	12	-
Photo-Radar Interpretation Off	85031	19	-	-	-	19	-
Radar Mechanic, Bombardment.	86749	-	3	-	3	-	-
Radar Fundamentals	86750	-	3	-	3	-	-
Radar Mechanic, General.	86752	-	(8) 1,293	-	(2) 595	-	(6) 698
Chemical Technician.	87001	-	(1) 2	-	(1) 2	-	-
Special Facsimile Transmission.	89420	-	28	-	-	-	28
Weapons Repair, Small Arms	90300	-	(1) 96	-	(1) 96	-	-
Heavy Auto Equipment Operator.	93100	-	-	-	-	-	-
Aerial Photographer.	94000	-	36	-	9	-	27
Firefighter Unit Commander	94010	(1) 23	-	12	-	(1) 11	-
Rawinsonde Operator.	94200	-	144	-	-	-	144
Rawinsonde Technician.	94202	-	36	-	-	-	36
Photo Interpretation Technician.	94600	-	27	-	19	-	8
Air Intelligence Officer	95000	143	-	68	-	75	-
Photo Interpretation Officer	95010	15	-	15	-	-	-
Photo Interpretation Off, Rad Sc	95020	4	-	4	-	-	-
Flack Intelligence Officer	95030	2	-	2	-	-	-
Air Tech Intelligence Officer	95040	3	-	3	-	-	-
Radio Repairman, Gun Lay Equip	95201	-	-	-	-	-	-
Radar Repairman, Rptg Equip CPS-1.	95302	-	51	-	24	-	27
Radar Repairman, Rptg Equip CPS-4.	95303	-	66	-	40	-	26
Radar Repairman, Rptg Equip CPS-5.	95304	-	120	-	68	-	52
Radar Reporting Equip TPS-1B & 10A	95305	-	211	-	137	-	74
Radar Repairman, Bombardment	95507	-	99	-	60	-	39
Radar Weather Oper Tech AN/APQ-13.	95509	-	-	-	-	-	-
Radar Weather Oper Tech SCR-584.	95510	-	-	-	-	-	-
Remote Control Turret Mechanic	96000	-	347	-	347	-	-
Airplane Turbo Supercharger Rpmn	96401	-	14	-	14	-	-
Synthetic Trainer Mechanic C-8	96904	10	41	10	41	-	-
Synthetic Trainer Mech (Fly & Land).	96906	-	46	-	-	-	46
Rotary Wing Mechanic	99500	2	13	2	13	-	-
Rotary Wing Mechanic H-13.	99501	-	12	-	7	-	5

TABLE 115.-- US AIR FORCE TECHNICAL TRAINING STUDENTS UNDER INSTRUCTION, BY TYPE OF STUDENT, BY TYPE OF TRAINING, SEMI-ANNUALLY: JUN AND DEC, 1948

Note: -- In the table below the Negro personnel strength, indicated by numbers inclosed in parentheses, is also included in the totals.

Type of Training	Course Number	Under Instruction (Air Force)			
		Jun		Dec	
		Off	Enl	Off	Enl
Technical Training - Total		(10) 1,181	(433) 14,028	(18) 1,308	(382) 16,609
Aaft Warning Rptg Equip CPS-1	01102	9	-	13	-
Aaft Warning Rptg Equip CPS-4	01103	5	-	13	-
Aaft Warning Rptg Equip CPS-5	01104	20	-	(2) 32	-
Aaft Warning Off TPS-1B & 10A	01105	19	-	30	-
Diesel Mechanic	01300	-	120	-	(1) 73
Auto Equipment Technician	01404	-	(2) 203	-	(73) 1,075
Electronics Officer	01410	(1) 160	-	(3) 142	-
Radar Weather Officer APQ-13	01418	3	-	-	-
Radar Weather Officer SCR-584	01419	-	-	-	-
Communications Officer	02000	286	-	328	-
Message Center Off, Cryptographic	02241	-	-	-	-
Blacksmith	02400	-	-	-	-
Cable Splicer	03900	-	4	-	(4) 12
Telephone & Telegraph Officer	04000	-	-	-	-
Carpenter	05000	-	(5) 308	-	(1) 134
Radar Observer, Night Fighter	05200	-	-	10	-
Construction Technician	05900	-	5	-	6
Draftsman	07000	-	-	-	-
Draftsman, General	07001	-	(4) 272	-	(5) 181
Draftsman, Topographic	07600	-	-	-	-
Electrician	07800	-	(15) 173	-	(4) 135
Engineman, Operating	08100	-	(2) 155	-	65
Transportation Officer	09130	37	-	13	-
Installer-Repairman, Tel & Tel	09700	-	8	-	14
Photolithographer	10700	-	8	-	9
Machinist	11400	-	(2) 136	-	(2) 128
Firefighter & Crash Rescueman	13831	-	(3) 54	-	(1) 67
Photographer	15201	-	187	-	(13) 574
Plumber	16400	-	(3) 84	-	64
Powerman	16600	-	(1) 5	-	(2) 48
Repeaterman, Tel & Tel	18700	-	(1) 66	-	66
Sheetmetal Worker	20100	-	(14) 88	-	(1) 36
Statistical Clerk	21210	-	75	-	22
Stenographer	21300	-	(14) 247	-	(11) 259
Surveyor	22700	-	-	-	-
Surveyor, General	22701	-	(3) 31	3	16
Teletype Mechanic	23900	-	(11) 122	-	(16) 125
Welder Combination	25600	-	-	-	-
Welder & Blacksmith, General	25601	-	(6) 78	-	(5) 81
Budget & Fiscal Cost Clerk	26800	-	-	-	(1) 21
Construction Equipment Mechanic	31900	-	(21) 30	-	(2) 28
Refrigeration Mechanic	32200	-	(1) 14	-	8
Asphalt Plant Rock Crusher	35901	-	(1) 47	-	38
Crawler Tractor Operator	35902	-	30	-	49
Power Shovel Operator	35903	-	22	-	34
Road Grader Operator	35904	-	44	-	39
Miscellaneous Equipment Operator	35906	-	(1) 76	-	(2) 49
Supply Officer, General	40000	43	-	25	-
Tabulating Machine Operator	40001	-	39	-	(1) 46
Clerk Typist	40500	-	(91) 1,883	-	(18) 1,816
Signal Equip Maint & Repair Off	44150	10	-	-	-
Ammunition Supply Officer	45140	6	-	-	-
Armament Officer	45141	-	-	(1) 52	-
Aviation Ordnance Officer	45320	9	-	-	-
Auto Maint & Repair Officer	48050	5	-	10	-
Airplane Armament Officer	48220	12	-	-	-
Aircraft Maintenance Officer	48230	(6) 157	-	(7) 174	-
Ammunition Supply Technician	50500	-	-	-	-
Primary Armament Technician	50501	-	(24) 168	-	(7) 1,069
Airplane Hydraulic Mechanic	52800	-	(1) 56	-	(1) 36
Fabric & Dope Mechanic	54800	-	34	-	26
Airplane Woodworker	55000	-	-	-	(1) 15
Control Tower Operator	55200	-	144	-	(2) 166
Airplane Sheetmetal Worker	55500	-	(16) 257	-	(9) 265
Heat Treating	55501	-	-	-	-

TABLE 115.-- US AIR FORCE TECHNICAL TRAINING STUDENTS UNDER INSTRUCTION, BY TYPE OF STUDENT, BY TYPE OF TRAINING, SEMI-ANNUALLY: JUN AND DEC, 1948. Continued

Type of Training	Course Number	Under Instruction (Air Force)			
		Jun		Dec	
		Off	Enl	Off	Enl
Aircraft Welder	57300	-	(13) 84	-	(7) 84
Argon Gas Welder	57302	-	-	-	-
Bombsight & Auto Pilot Repairman	57400	-	-	-	-
Bombsight & Gunsight Technician	57401	-	14	-	(2) 28
Remote Control Turret Repairman	57500	-	-	-	-
Remote Control Turret Technician	57501	-	-	1	44
Parachute Rigger & Repairman	62000	-	46	-	(1) 46
Finance Technical Clerk	62200	-	(1) 53	-	(1) 42
Budget & Fiscal Officer	63020	-	-	26	-
Intelligence Specialist	63100	-	17	-	25
Statistical Control Officer	64020	20	-	(1) 14	-
Tel & Tel Equipment Repairman	64600	-	(6) 61	-	(1) 64
Special Radio Mechanic TXC/1	64620	-	-	-	-
Radio Repairman, Acft Equipment	64700	-	-	-	-
Radio Repairman, Acft Equipment	64701	-	(2) 34	-	(2) 69
Adv Radio Repairman, Ground Equip	64801	-	76	-	107
Bombsight Mechanic	68300	-	-	-	-
Airplane Pwr Plant Mech, Sp V1650	68405	-	-	-	2
Airplane Pwr Plant Mech, Sp V1710	68406	-	2	-	-
Airplane Pwr Plant Mech, Sp R3350	68410	-	45	-	29
Airplane Pwr Plant Mech, Sp R2000	68413	-	16	-	2
Airplane Pwr Plant Mech, Sp R2800	68414	-	-	-	17
Airplane Pwr Plant Mech, Sp J33	68415	-	-	-	-
Airplane Pwr Plant Mech, Sp RA360	68416	-	(1) 32	-	31
Airplane Pwr Plant Mech, Jet Eng.	68421	-	(1) 83	-	22
Airplane Electrical Mechanic	68500	-	(1) 207	-	(1) 188
Airplane Instrument Mechanic	68600	-	135	-	(4) 175
E4 Automatic Pilot Maintenance	68601	-	-	-	-
E4 Automatic Pilot Maintenance	686C1	-	-	-	-
C1 Automatic Pilot	686C2	-	-	-	-
Airplane Propeller Mechanic	68700	-	60	-	(2) 53
Curtiss Electric Propeller	687C1	-	-	-	-
Water Supply Technician	72700	-	7	-	12
Air Force Chemical Officer	73143	27	-	-	-
Atomic Energy Training	73144	-	-	121	52
Radiological Defense Officer	73145	-	-	-	-
Flight Engineer (Ground Phase)	73700	-	-	-	115
Cruise Control Weight & Balance	737C1	-	-	-	6
Airplane & Eng Mech, Primary	74700	-	-	-	-
Airplane & Eng Mech, Sp C-54	74703	-	-	-	-
Airplane & Eng Mech, Sp C-82	74705	-	-	-	-
Airplane & Eng Mech, Sp B-29	747A0	-	-	-	-
Airplane & Eng Mech, Sp A-26	747H0	-	-	-	-
Airplane & Eng Mech, Sp P-47	747K0	-	-	-	-
Airplane & Eng Mech, Sp P-51	747L0	-	-	-	-
Airplane & Eng Mech, Sp F-80	747Q0	-	-	-	-
Airplane & Eng Mech, Conventional	747T0	22	(39) 2,760	9	(65) 3,131
Airplane & Eng Mech, Jet Type	74720	-	(21) 1,331	-	(14) 1,115
Airplane & Eng Mech, F-80C	74721	-	-	-	-
Airplane & Eng Mech, Liaison Type	74730	-	-	-	-
Airplane & Eng Mech, Sp C-82	750K1	-	-	3	18
Radio Mechanic, Air Force	75400	-	-	-	-
Radio Mechanic, General	75401	-	(40) 1,390	-	(55) 1,639
Radio Fundamentals	75412	-	-	-	-
Radio Operator ACS	76000	-	-	-	-
Radio Operator, General	76601	-	(64) 1,075	-	(37) 1,144
Radio Mechanic ACS	77800	-	-	-	-
Weather Equipment Technician	78201	-	12	-	12
Weather Observer	78400	-	-	-	188
Airplane Radio Technician SCR-584	78484	-	-	-	-
Weather Forecaster	78700	-	158	-	120
Radar Observer RCK	78880	8	-	13	-
Cryptographic Technician	80500	-	3	-	5
Weather Engineer & Survey Officer	82050	-	-	-	-
Weather Engineer & Survey Officer	82051	(1)	24	-	-
Weather Engineer & Survey Officer	82052	-	-	-	-
Weather Engineer & Survey Officer	82053	-	-	(1)	24
Weather Officer	82151	(1)	199	(1)	135
Weather Officer, Advanced	82196	-	-	-	16

TABLE 115.-- US AIR FORCE TECHNICAL TRAINING STUDENTS UNDER INSTRUCTION, BY TYPE OF STUDENT, BY TYPE OF TRAINING, SEMI-ANNUALLY: JUN AND DEC, 1948. Continued

Type of Training	Course Number	Under Instruction (Air Force)			
		Jun		Dec	
		Off	Enl	Off	Enl
Aerial Photographic Officer	85020	(1) 8	-	11	-
Photo-Radar Interpretation Officer	85031	-	-	18	-
Radar Mechanic, Bombardment	86749	-	-	-	-
Radar Fundamentals	86750	-	-	-	-
Radar Mechanic, General	86752	-	(1) 560	-	(7) 839
Chemical Technician	87001	-	(1) 2	-	-
Special Facsimile Transmission	89420	-	-	-	14
Weapons Repair, Small Arms	90300	-	27	-	-
Heavy Auto Equipment Operator	93100	-	-	-	-
Aerial Photographer	94000	-	5	-	22
Firefighter Unit Commander	94010	6	-	-	-
Rawinsonde Operator	94200	-	-	-	67
Rawinsonde Technician	94202	-	-	-	12
Photo Interpretation Technician	94600	-	7	-	3
Air Intelligence Officer	95000	60	-	(2) 72	-
Photo Interpretation Officer	95010	15	-	-	-
Photo Interpretation Officer, Rad Sc.	95020	4	-	-	-
Flak Intelligence Officer	95030	-	-	-	-
Air Technical Intelligence Officer	95040	-	-	-	-
Radio Repairman, Gun Lay Equip.	95201	-	-	-	-
Radar Repairman, Rptg Equip CPS-1	95302	-	33	-	17
Radar Repairman, Rptg Equip CPS-4	95303	-	22	-	13
Radar Repairman, Rptg Equip CPS-5	95304	-	37	-	32
Radar Reporting Equipment TPS-1B & 10A	95305	-	61	-	53
Radar Repairman, Bombardment	95507	-	116	-	27
Radar Weather Oper Tech AN/APQ-13	95509	-	-	-	-
Radar Weather Oper Tech SCR-584	95510	-	-	-	-
Remote Control Turret Mechanic	96000	-	171	-	-
Airplane Turbo Supercharger Rpmn.	96401	-	-	-	-
Synthetic Trainer Mechanic C-8	96904	7	6	-	-
Synthetic Trainer Mech (Fly & Land)	96906	-	-	-	30
Rotary Wing Mechanic	99500	-	-	-	-
Rotary Wing Mechanic H-13	99501	-	7	-	-

TABLE 116.-- US AIR FORCE TECHNICAL TRAINING ATTRITION, BY TYPE OF STUDENT, BY TYPE OF TRAINING, SEMI-ANNUALLY: JAN THROUGH JUN AND JUL THROUGH DEC, 1948

Note: -- In the table below the Negro personnel strength, indicated by numbers inclosed in parentheses, is also included in the totals.

Type of Training	Course Number	Attrition (Air Force)					
		Total		Jan Through Jun		Jul Through Dec	
		Off	Enl	Off	Enl	Off	Enl
Technical Training - Total . . .		(1)292	(144)5,913	168	(87)3,224	(1)124	(57)2,689
Acft Warning Rptg Equip CPS-1 . . .	01102	6	-	4	-	2	-
Acft Warning Rptg Equip CPS-4 . . .	01103	6	-	5	-	1	-
Acft Warning Rptg Equip CPS-5 . . .	01104	11	-	8	-	3	-
Acft Warning Off TPS-1B & 10A . . .	01105	31	-	19	-	12	-
Diesel Mechanic . . .	01300	-	(1) 9	-	(1) 4	-	5
Auto Equipment Technician . . .	01404	-	(3) 44	-	(1) 11	-	(2) 33
Electronics Officer . . .	01410	(1) 46	-	17	-	(1) 29	-
Radar Weather Officer APQ-13 . . .	01418	6	-	6	-	-	-
Radar Weather Officer SCR-584 . . .	01419	5	-	5	-	-	-
Communication Officer . . .	02000	25	-	18	-	7	-
Message Center Off, Cryptographic . .	02241	-	-	-	-	-	-
Blacksmith . . .	02400	-	2	-	2	-	-
Cable Splicer . . .	03900	-	3	-	2	-	1
Telephone & Telegraph Officer . . .	04000	-	-	-	-	-	-
Carpenter . . .	05000	-	(2) 94	-	(2) 55	-	39
Radar Observer, Night Fighter . . .	05200	-	-	-	-	-	-
Construction Technician . . .	05900	-	8	-	1	-	7
Draftsman . . .	07000	-	9	-	9	-	-
Draftsman, General . . .	07001	-	(5) 193	-	(3) 118	-	(2) 75
Draftsman, Topographic . . .	07600	-	4	-	4	-	-
Electrician . . .	07800	-	(5) 20	-	(3) 13	-	(2) 7
Engineman, Operating . . .	08100	-	33	-	16	-	17
Transportation Officer . . .	09130	1	-	-	-	1	-
Installer-Repairman, Tel & Tel . . .	09700	-	(1) 4	-	(1) 2	-	2
Photolithographer . . .	10700	-	2	-	-	-	2
Machinist . . .	11400	-	(1) 48	-	(1) 22	-	26
Firefighter & Crash Rescueman . . .	13831	-	10	-	4	-	6
Photographer . . .	15201	-	17	-	3	-	14
Plumber . . .	16400	-	(1) 15	-	(1) 10	-	5
Powerman . . .	16600	-	4	-	4	-	-
Repeaterman, Tel & Tel . . .	18700	-	14	-	9	-	5
Sheetmetal Worker . . .	20100	-	22	-	11	-	11
Statistical Clerk . . .	21210	-	38	-	30	-	8
Stenographer . . .	21300	-	(2) 89	-	(1) 37	-	(1) 52
Surveyor . . .	22700	-	(2) 2	-	(2) 2	-	-
Surveyor, General . . .	22701	-	(9) 18	-	(7) 11	-	(2) 7
Teletype Mechanic . . .	23900	-	46	-	11	-	35
Welder Combination . . .	25600	-	-	-	-	-	-
Welder & Blacksmith, General . . .	25601	-	(1) 16	-	(1) 9	-	7
Budget & Fiscal Cost Clerk . . .	26800	-	6	-	-	-	6
Construction Equipment Mechanic . . .	31900	-	(3) 5	-	(2) 3	-	(1) 2
Refrigeration Mechanic . . .	32200	-	(1) 3	-	(1) 3	-	-
Asphalt Plant Rock Crusher . . .	35902	-	10	-	5	-	5
Crawler Tractor Operator . . .	35902	-	5	-	4	-	1
Power Shovel Operator . . .	35903	-	8	-	4	-	4
Road Grader Operator . . .	35904	-	2	-	2	-	-
Miscellaneous Equipment Operator . . .	35906	-	13	-	5	-	8
Supply Officer, General . . .	40000	5	-	2	-	3	-
Tabulating Machine Operator . . .	40001	-	24	-	5	-	19
Clerk Typist . . .	40500	-	(21)1,386	-	(6) 992	-	(15) 394
Signal Equip Maint & Repair Off . . .	44150	2	-	2	-	-	-
Ammunition Supply Officer . . .	45140	-	-	-	-	-	-
Armament Officer . . .	45141	3	-	-	-	3	-
Aviation Ordnance Officer . . .	45320	2	-	2	-	-	-
Auto Maint & Repair Officer . . .	48050	5	-	5	-	-	-
Airplane Armament Officer . . .	48220	2	-	2	-	-	-
Aircraft Maintenance Officer . . .	48230	48	-	25	-	23	-
Ammunition Supply Technician . . .	50500	-	(2) 22	-	(2) 22	-	-
Primary Armament Technician . . .	50501	-	(7) 68	-	(3) 5	-	(4) 63
Airplane Hydraulic Mechanic . . .	52800	-	36	-	27	-	9
Fabric & Dope Mechanic . . .	54800	-	3	-	-	-	3
Airplane Woodworker . . .	55000	-	-	-	-	-	-
Control Tower Operator . . .	55200	-	62	-	33	-	29
Airplane Sheetmetal Worker . . .	55500	-	(11) 184	-	(9) 92	-	(2) 92
Heat Treating . . .	55501	-	-	-	-	-	-

TABLE 116.-- US AIR FORCE TECHNICAL TRAINING ATTRITION, BY TYPE OF STUDENT, BY TYPE OF TRAINING, SEMI-ANNUALLY: JAN THROUGH JUN AND JUL THROUGH DEC, 1948. continued

Type of Training	Course Number	Attrition (Air Force)					
		Total		Jan Through Jun		Jul Through Dec	
		Off	Enl	Off	Enl	Off	Enl
Aircraft Welder	57300	-	(2) 30	-	(2) 10	-	20
Argon Gas Welder	57302	-	-	-	-	-	-
Bombsight & Auto Pilot Repairman	57400	-	5	-	5	-	-
Bombsight & Gunsight Technician	57401	-	2	-	1	-	1
Remote Control Turret Repairman	57500	-	-	-	-	-	-
Remote Control Turret Technician	57501	-	-	-	-	-	-
Parachute Rigger & Repairman	62000	-	29	-	17	-	12
Finance Technical Clerk	62200	-	(1) 13	-	(1) 5	-	8
Budget & Fiscal Officer	63020	1	-	-	-	1	-
Intelligence Specialist	63100	-	15	-	7	-	8
Statistical Control Officer	64020	2	-	-	-	2	-
Tel & Tel Equipment Repairman	64600	-	(1) 14	-	6	-	(1) 8
Special Radio Mechanic TXC/1	64620	-	2	-	-	-	2
Radio Repairman, Aircraft Equip.	64700	-	2	-	2	-	-
Radio Repairman, Aircraft Equip.	64701	-	20	-	-	-	20
Adv Radio Repairman, Ground Equip.	64801	-	a/ 29	-	a/ 18	-	11
Bombsight Mechanic	68300	-	2	-	2	-	-
Airplane Pwr Plant Mech, Sp V1650	68405	-	2	-	1	-	1
Airplane Pwr Plant Mech, Sp V1710	68406	-	(1) 5	-	4	-	(1) 1
Airplane Pwr Plant Mech, Sp R3350	68410	-	15	-	2	-	13
Airplane Pwr Plant Mech, Sp R2000	68413	-	2	-	2	-	-
Airplane Pwr Plant Mech, Sp R2800	68414	-	(1) 2	-	(1) 1	-	1
Airplane Pwr Plant Mech, Sp J33	68415	-	-	-	-	-	-
Airplane Pwr Plant Mech, Sp R4360	68416	-	(1) 13	-	(1) 5	-	8
Airplane Pwr Plant Mech, Jet Eng.	68421	-	11	-	4	-	7
Airplane Electrical Mechanic	68500	-	(1) 59	-	(1) 37	-	22
Airplane Instrument Mechanic	68600	-	(3) 64	-	(1) 15	-	(2) 49
E4 Automatic Pilot Maintenance	68601	-	-	-	-	-	-
E4 Automatic Pilot Maintenance	686C1	-	-	-	-	-	-
O1 Automatic Pilot	686C2	-	-	-	-	-	-
Airplane Propeller Mechanic	68700	-	(1) 46	-	20	-	(1) 26
Curtiss Electric Propeller	687C1	-	3	-	-	-	3
Water Supply Technician	72700	-	1	-	-	-	1
Air Force Chemical Officer	73143	-	-	-	-	-	-
Atomic Energy Training	73144	3	-	-	-	3	-
Radiological Defense Officer	73145	-	-	-	-	-	-
Flight Engineer (Ground Phase)	73700	-	5	-	-	-	5
Cruise Control Weight & Balance	737C1	-	-	-	-	-	-
Airplane & Eng Mech, Primary	74700	-	(2) 46	-	(2) 46	-	-
Airplane & Eng Mech, Sp C-54	74703	-	3	-	3	-	-
Airplane & Eng Mech, Sp C-82	74705	-	5	-	5	-	-
Airplane & Eng Mech, Sp B-29	747A0	-	16	-	16	-	-
Airplane & Eng Mech, Sp A-26	747B0	-	7	-	7	-	-
Airplane & Eng Mech, Sp P-47	747B0	-	2	-	2	-	-
Airplane & Eng Mech, Sp P-51	747L0	-	2	-	2	-	-
Airplane & Eng Mech, Sp F-80	747Q0	-	(1) 10	-	(1) 10	-	-
Airplane & Eng Mech, Conventional	74710	-	(15) 712	-	(12) 315	-	(3) 397
Airplane & Eng Mech, Jet Type	74720	1	a/ (4) 462	1	258	-	b/ (4) 204
Airplane & Eng Mech, F-80C	74721	-	-	-	-	-	-
Airplane & Eng Mech, Liaison Type	74730	-	-	-	-	-	-
Airplane & Eng Mech, Sp C-82	750K1	-	-	-	-	-	-
Radio Mechanic, Air Force	75400	-	32	-	32	-	-
Radio Mechanic, General	75401	-	(15) 430	-	(7) 168	-	(8) 262
Radio Fundamentals	75412	-	13	-	13	-	-
Radio Operator ACS	76000	-	26	-	26	-	-
Radio Operator, General	76601	-	a/ (16) 271	-	(10) 108	-	a/ (6) 163
Radio Mechanic, ACS	77800	-	1	-	1	-	-
Weather Equipment Technician	78201	-	1	-	1	-	1
Weather Observer	78400	-	142	-	64	-	78
Airplane Radio Technician SCR-584	78484	-	-	-	-	-	-
Weather Forecaster	78700	-	54	-	28	-	26
Radio Observer RCM	78880	2	-	-	-	2	-
Cryptographic Technician	80500	-	3	-	2	-	1
Weather Engr & Survey Officer	82050	1	-	1	-	-	-
Weather Engr & Survey Officer	82051	4	-	4	-	-	-
Weather Engr & Survey Officer	82052	-	-	-	-	-	-
Weather Engr & Survey Officer	82053	-	-	-	-	-	-
Weather Officer	82191	b/ 40	-	31	-	b/ 9	-
Weather Officer, Advanced	82196	2	-	2	-	-	-

a/1 Enlisted (USAF) Fatality

b/1 Officer (USAF) Fatality

TABLE 116.-- US AIR FORCE TECHNICAL TRAINING ATTRITION, BY TYPE OF STUDENT, BY TYPE OF TRAINING, SEMI-ANNUALLY: JAN THROUGH JUN AND JUL THROUGH DEC, 1948. Continued

Type of Training	Course Number	Attrition (Air Force)					
		Total		Jan Through Jun		Jul Through Dec	
		Off	Enl	Off	Enl	Off	Enl
Aerial Photographic Officer.	85020	-	-	-	-	-	-
Photo-Radar Interpretation Officer	85031	1	-	-	-	1	-
Radar Mechanic, Bombardment.	86749	-	5	-	5	-	-
Radar Fundamentals	86750	-	8	-	8	-	-
Radar Mechanic, General.	86752	-	(1)255	-	(1)61	-	194
Chemical Technician.	87001	-	-	-	-	-	-
Special Facsimile Transmission.	89420	-	-	-	-	-	-
Weapons Repair, Small Arms	90300	-	9	-	9	-	-
Heavy Auto Equipment Operator.	93100	-	3	-	3	-	-
Aerial Photographer	94000	-	6	-	1	-	5
Firefighter Unit Commander	94010	-	-	-	-	-	-
Rawinsonde Operator.	94200	-	5	-	-	-	5
Rawinsonde Technician	94202	-	-	-	-	-	-
Photo Interpretation Technician.	94600	-	7	-	7	-	-
Air Intelligence Officer	95000	10	-	7	-	3	-
Photo Interpretation Officer	95010	17	-	2	-	15	-
Photo Interpretation Officer Rad Sc.	95020	4	-	-	-	4	-
Flak Intelligence Officer	95030	-	-	-	-	-	-
Air Tech Intelligence Officer	95040	-	-	-	-	-	-
Radio Repairman, Gun Lay Equip.	95201	-	-	-	-	-	-
Radar Repairman, Rptg Equip GPS-1.	95302	-	25	-	7	-	18
Radar Repairman, Rptg Equip GPS-4.	95303	-	16	-	7	-	9
Radar Repairman, Rptg Equip GPS-5.	95304	-	63	-	31	-	32
Radar Rptg. Equip TPS-1B & 1GA	95305	-	105	-	54	-	51
Radar Repairman, Bombardment	95507	-	34	-	24	-	10
Radar Wea Operator Tech AN/APQ-13.	95509	-	-	-	-	-	-
Radar Wea Operator Tech SCR-584.	95510	-	-	-	-	-	-
Remote Control Turret Mechanic	96000	-	138	-	131	-	7
Airplane Turbo Supercharger Rpmn	96401	-	-	-	-	-	-
Synthetic Trainer Mechanic C-8	96904	-	-	-	-	-	-
Synthetic Trainer Mech (Fly & Land).	96906	-	-	-	-	-	-
Rotary Wing Mechanic	99500	-	4	-	4	-	-
Rotary Wing Mechanic H-13.	99501	-	-	-	-	-	-

TABLE 117.-- US AIR FORCE TECHNICAL TRAINING GRADUATES, BY TYPE OF STUDENT, BY TYPE OF TRAINING, SEMI-ANNUALLY:
JAN THROUGH JUN AND JUL THROUGH DEC, 1948

Note: -- In the table below the Negro personnel strength, indicated by numbers inclosed in parentheses, is also included in the totals.

Type of Training	Course Number	Graduates (Air Force)					
		Total		Jan through Jun		Jul through Dec	
		Off.	Enl	Off	Enl	Off	Enl
Technical Training - Total		(16) 2,119	(873) 28,610	(10) 848	(314) 12,020	(6) 1,271	(559) 16,590
Aofter Warning, Rptg Equip CPS-1 . . .	01102	16	-	6	-	10	-
Aofter Warning, Rptg Equip CPS-4 . . .	01103	10	-	9	-	1	-
Aofter Warning, Rptg Equip CPS-5 . . .	01104	22	-	9	-	13	-
Aofter Warning Off TPS-1B & 10A . . .	01105	37	-	22	-	15	-
Diesel Mechanic	01300	-	(13) 287	-	(10) 114	-	(3) 173
Auto Equipment Technician	01404	-	(13) 254	-	-	-	(13) 254
Electronics Officer	01410	196	-	113	-	83	-
Radar Weather Officer AFQ-13	01418	32	-	29	-	3	-
Radar Weather Officer SCR 584	01419	2	-	2	-	-	-
Communications Officer	02000	(7) 262	-	(7) 108	-	154	-
Message Center Off, Cryptographic . . .	02241	(1) 10	-	(1) 10	-	-	-
Blacksmith	02400	-	(3) 10	-	(3) 10	-	-
Cable Splicer	03900	-	11	-	4	-	7
Telephone & Telegraph Officer	04000	5	-	5	-	-	-
Carpenter	05000	-	(40) 994	-	(24) 381	-	(16) 613
Radar Observer, Night Fighter	05200	-	-	-	-	-	-
Construction Technician	05900	-	30	-	10	-	20
Draftsman	07000	-	(1) 53	-	(1) 53	-	-
Draftsman, General	07001	-	(11) 432	-	(5) 133	-	(6) 299
Draftsman, Topographic	07600	-	4	-	4	-	-
Electrician	07800	-	(26) 448	-	(10) 174	-	(16) 274
Engineman, Operating	08100	-	(4) 338	-	(2) 123	-	(2) 215
Transportation Officer	09130	(1) 147	-	19	-	(1) 128	-
Installer-Repairman, Tel & Tel	09700	-	(7) 17	-	(7) 11	-	6
Photolithographer	10700	-	22	-	10	-	12
Machinist	11400	-	(4) 268	-	(2) 132	-	(2) 136
Firefighter & Crash Rescueman	13831	1	(14) 311	1	(4) 133	-	(10) 178
Photographer	15201	-	117	-	-	-	117
Plumber	16400	-	(22) 284	-	(18) 125	-	(4) 159
Powerman	16600	-	(1) 8	-	3	-	(1) 5
Repeaterman, Tel & Tel	18700	-	(1) 117	-	49	-	(1) 68
Sheetmetal Worker	20100	-	(21) 203	-	(7) 79	-	(14) 124
Statistical Clerk	21210	-	133	-	17	-	116
Stenographer	21300	-	(14) 275	-	(2) 75	-	(12) 200
Surveyor	22700	-	(2) 9	-	(2) 9	-	-
Surveyor, General	22701	-	(4) 53	-	(1) 16	-	(3) 37
Teletype Mechanic	23900	-	(18) 202	-	(7) 63	-	(11) 139
Welder Combination	25600	-	5	-	5	-	-
Welder & Blacksmith, General	25601	-	(20) 166	-	(10) 58	-	(10) 108
Budget & Fiscal Cost Clerk	26800	-	20	-	-	-	20
Construction Equipment Mechanic	31900	-	(22) 35	-	(2) 6	-	(20) 29
Refrigeration Mechanic	32200	-	(6) 47	-	(5) 12	-	(1) 35
Asphalt Plant Rock Crusher	35901	-	(2) 100	-	(1) 35	-	(1) 65
Crawler Tractor Operator	35902	-	(8) 69	-	(8) 26	-	43
Power Shovel Operator	35903	-	(1) 48	-	(1) 18	-	30
Road Grader Operator	35904	-	(1) 106	-	(1) 40	-	66
Miscellaneous Equipment Operator	35906	-	(1) 169	-	65	-	(1) 104
Supply Officer, General	40000	184	-	81	-	103	-
Tabulating Machine Operator	40001	-	(2) 88	-	18	-	(2) 70
Clerk Typist	40500	-	(214) 6,028	-	(53) 2,682	-	161) 3,346
Signal Equip Maint & Repair Off	44150	25	-	12	-	13	-
Ammunition Supply Officer	45140	31	-	8	-	23	-
Armament Officer	45141	-	-	-	-	-	-
Aviation Ordnance Officer	45320	47	-	38	-	9	-
Auto Maint & Repair Officer	48050	12	-	4	-	8	-
Airplane Armament Officer	48220	(1) 61	-	(1) 49	-	12	-
Aircraft Maintenance Officer	48230	101	-	21	-	80	-
Ammunition Supply Technician	50500	-	42	-	42	-	-
Primary Armament Technician	50501	-	(21) 318	-	-	-	(21) 318
Airplane Hydraulic Mechanic	52800	-	(13) 286	-	(3) 137	-	(10) 149
Fabric & Dope Mechanic	54800	-	(16) 123	-	(1) 22	-	(15) 101
Airplane Woodworker	55900	-	(1) 17	-	-	-	(1) 17
Control Tower Operator	55200	-	713	-	334	-	379
Airplane Sheetmetal Worker	55500	-	(27) 510	-	(11) 239	-	(16) 271
Heat Treating	55501	-	1	-	-	-	1

TABLE 117.--US AIR FORCE TECHNICAL TRAINING GRADUATES, BY TYPE OF STUDENT, BY TYPE OF TRAINING, SEMI-ANNUALLY: JAN THROUGH JUN AND JUL THROUGH DEC, 1948. continued

Type of Training	Course Number	Graduates (Air Force)					
		Total		Jan through Jun		Jul through Dec	
		Off	Enl	Off	Enl	Off	Enl
Aircraft Welder.	57300	-	(19) 203	-	(6) 89	-	(13) 114
Argon Gas Welding.	57302	-	5	-	5	-	-
Bombsight & Auto Pilot Repairman.	57400	-	19	-	19	-	-
Bombsight & Gunsight Technician.	57401	-	(2) 30	-	-	-	(2) 30
Remote Control Turret Repairman.	57500	-	23	-	23	-	-
Remote Control Turret Technician.	57501	-	-	-	-	-	-
Parachute Rigger & Repairman.	62000	-	(10) 179	-	(9) 80	-	(1) 99
Finance Technical Clerk.	62200	-	(6) 88	-	(4) 17	-	(2) 71
Budget & Fiscal Officer.	63020	30	-	-	-	30	-
Intelligence Specialist.	63100	-	110	-	44	-	66
Statistical Control Officer.	64020	80	-	21	-	59	-
Tel & Tel Equipment Repairman.	64600	-	(4) 83	-	36	-	(4) 47
Special Radio Mechanic TXC/1.	64620	-	53	-	22	-	31
Radio Repairman, Left Equipment.	64700	-	(1) 37	-	(1) 37	-	-
Radio Repairman, Left Equipment.	64701	-	(4) 95	-	28	-	(4) 67
Adv Radio Rman, Ground Equip.	64801	-	233	-	142	-	91
Bombsight Mechanic.	68300	-	14	-	14	-	-
Airplane Pwr Plant Mech, Sp V1650.	68405	-	30	-	7	-	23
Airplane Pwr Plant Mech, Sp V1710.	68406	-	(15) 47	-	21	-	(15) 26
Airplane Pwr Plant Mech, Sp R3350.	68410	-	242	-	94	-	148
Airplane Pwr Plant Mech, Sp R2000.	68413	-	78	-	30	-	48
Airplane Pwr Plant Mech, Sp R2800.	68414	-	(2) 103	-	(2) 72	-	31
Airplane Pwr Plant Mech, Sp J33.	68415	-	(1) 28	-	(1) 28	-	-
Airplane Pwr Plant Mech, Sp R4360.	68416	-	(2) 228	-	91	-	(2) 137
Airplane Pwr Plant Mech, Jet Eng.	68421	3	(1) 295	3	103	-	(1) 192
Airplane Electrical Mechanic.	68500	-	(14) 1,003	-	(2) 444	-	(12) 559
Airplane Instrument Mechanic.	68600	-	(15) 346	-	(4) 102	-	(11) 244
E4 Automatic Pilot Maintenance.	68601	-	3	-	-	-	3
E4 Automatic Pilot Maintenance.	68601	-	8	-	-	-	8
C1 Automatic Pilot.	68602	1	-	-	-	1	-
Airplane Propeller Mechanic.	68700	-	(4) 349	-	(4) 189	-	160
Curtiss Electric Propeller.	68701	-	50	-	-	-	50
Water Supply Technician.	72700	-	(3) 47	-	(3) 24	-	23
Air Force Chemical Officer.	73143	71	-	20	-	51	-
Atomic Energy Training.	73144	55	21	-	-	55	21
Radiological Defense Officer.	73145	21	-	-	-	21	-
Flight Engineer (Ground Phase).	73700	-	6	-	-	-	6
Cruise Control Weight & Balance.	73701	-	-	-	-	-	-
Airplane & Eng Mech, Primary.	74700	-	(26) 399	-	(26) 399	-	-
Airplane & Eng Mech, Sp C-54.	74703	-	(3) 215	-	(3) 215	-	-
Airplane & Eng Mech, Sp C-82.	74705	-	(5) 83	-	(5) 83	-	-
Airplane & Eng Mech, Sp B-29.	74740	-	(16) 728	-	(16) 728	-	-
Airplane & Eng Mech, Sp A-26.	74740	-	(1) 212	-	(1) 212	-	-
Airplane & Eng Mech, Sp P-47.	74740	-	(4) 83	-	(4) 83	-	-
Airplane & Eng Mech, Sp P-51.	74740	-	(5) 121	-	(5) 121	-	-
Airplane & Eng Mech, Sp F-80.	74740	3	(4) 310	3	(4) 310	-	-
Airplane & Eng Mech, Conventional.	74710	13	(24) 2,077	-	204	13	(24) 1,873
Airplane & Eng Mech, Jet Type.	74720	-	(20) 1,960	-	(1) 448	-	(19) 1,512
Airplane & Eng Mech, F-80C.	74721	-	41	-	-	-	41
Airplane & Eng Mech, Liaison Type.	74730	-	-	-	-	-	-
Airplane & Eng Mech, SP C-82.	750K1	-	-	-	-	-	-
Radio Mechanic, Air Force.	75400	-	(3) 116	-	(3) 116	-	-
Radio Mechanic, General.	75401	-	(15) 808	-	(1) 111	-	(14) 697
Radio Fundamentals.	75412	-	(2) 45	-	(2) 45	-	-
Radio Operator ACS.	76000	-	(2) 335	-	(2) 335	-	-
Radio Operator, General.	76601	-	(51) 789	-	104	-	(51) 685
Radio Mechanic, ACS.	77800	-	11	-	11	-	-
Weather Equipment Technician.	78201	-	23	-	-	-	23
Weather Observer.	78400	-	356	-	168	-	188
Airplane Radio Technician SCR-584.	78484	-	1	-	1	-	-
Weather Forecaster.	78700	-	178	-	43	-	135
Radar Observer RCM.	78880	28	-	-	-	28	-
Cryptographic Technician.	80500	-	(10) 28	-	14	-	(10) 14
Weather Engr & Survey Officer.	82050	-	-	-	-	-	-
Weather Engr & Survey Officer.	82051	(1) 24	-	-	-	(1) 24	-
Weather Engr & Survey Officer.	82052	(1) 23	-	-	-	(1) 23	-
Weather Engr & Survey Officer.	82053	(1) 20	-	(1) 20	-	-	-
Weather Officer.	82191	(1) 309	-	115	-	(1) 194	-
Weather Officer, Advanced.	82196	67	-	43	-	24	-

TABLE 117.--US AIR FORCE TECHNICAL TRAINING GRADUATES, BY TYPE OF STUDENT, BY TYPE OF TRAINING, SEMI-ANNUALLY:
 JAN THROUGH JUN AND JUL THROUGH DEC, 1948. Continued

Type of Training	Course Number	Graduates (Air Force)					
		Total		Jan through Jun		Jul through Dec	
		Off	Enl	Off	Enl	Off	Enl
Aerial Photographic Officer.	85020	(1) 26	-	17	-	(1) 9	-
Photo-Radar Interpretation Off.	85031	-	-	-	-	-	-
Radar Mechanic, Bombardment.	86749	-	110	-	110	-	-
Radar Fundamentals.	86750	-	34	-	34	-	-
Radar Mechanic, General.	86752	-	225	-	-	-	225
Chemical Technician.	87001	-	(1) 2	-	-	-	(1) 2
Special Facsimile Transmission.	89420	-	29	-	-	-	29
Weapons Repair, Small Arms.	90300	-	(4) 118	-	(4) 91	-	27
Heavy Auto Equipment Operator.	93100	-	61	-	61	-	-
Aerial Photographer.	94000	-	13	-	8	-	5
Firefighter Unit Commander.	94010	(1) 23	-	6	-	(1) 17	-
Rawinsonde Operator.	94200	-	72	-	-	-	72
Rawinsonde Technician.	94202	-	24	-	-	-	24
Photo Interpretation Technician.	94600	-	17	-	5	-	12
Air Intelligence Officer.	95000	86	-	26	-	60	-
Photo Interpretation Officer.	95010	13	-	13	-	-	-
Photo Interpretation Off, Rad So.	95020	5	-	5	-	-	-
Flak Intelligence Officer.	95030	2	-	2	-	-	-
Air Tech Intelligence Officer.	95040	3	-	3	-	-	-
Radio Repairman, Gun Lay Equip.	95201	-	1	-	1	-	-
Radar Repairman, Rptg Equip CFS-1.	95302	-	63	-	38	-	25
Radar Repairman, Rptg Equip CFS-4.	95303	-	56	-	30	-	26
Radar Repairman, Rptg Equip CFS-5.	95304	-	81	-	55	-	25
Radar Reporting Equip TFS-1B & 10A.	95305	-	148	-	113	-	35
Radar Repairman, Bombardment.	95507	-	257	-	139	-	118
Radar Weather Oper Techn AN/APQ-13.	95509	-	7	-	7	-	-
Radar Weather Oper Techn SCR-584.	95510	-	17	-	17	-	-
Remote Control Turret Mechanic.	96000	-	436	-	272	-	4
Airplane Turbo Supercharger Rpmn.	96401	-	14	-	14	-	-
Synthetic Trainer Mechanic C-8.	96904	10	42	3	36	7	6
Synthetic Trainer Mech (Fly & Land).	96906	-	16	-	-	-	16
Rotary King Mechanic.	99500	2	9	2	9	-	-
Rotary Wing Mechanic H-13.	99501	-	12	-	-	-	12

TABLE 118.-- OTHER NEW US MILITARY TECHNICAL TRAINING STUDENTS, BY TYPE OF STUDENT, BY TYPE OF TRAINING, SEMI-ANNUALLY: JAN THROUGH JUN AND JUL THROUGH DEC, 1948

Note: -- In the table below the Negro personnel strength, indicated by numbers inclosed in parentheses, is also included in the totals.

Type of Training	Course Number	New Students (Other U.S. Military)					
		Total		Jan through Jun		Jul through Dec	
		Off	Enl	Off	Enl	Off	Enl
Technical Training - Total		(2) 78	(17) 352	(2) 55	(9) 159	23	(8) 193
Acft Warning Rptg Equip CPS-1	01102	-	-	-	-	-	-
Acft Warning Rptg Equip CPS-4	01103	-	-	-	-	-	-
Acft Warning Rptg Equip CPS-5	01104	-	-	-	-	-	-
Acft Warning Off TFS-1B & 10A	01105	-	-	-	-	-	-
Diesel mechanic	01300	-	10	-	5	-	5
Auto Equipment Technician	01404	-	-	-	-	-	-
Electronics Officer	01410	-	-	-	-	-	-
Radar Weather Officer APQ-13	01418	-	-	-	-	-	-
Radar Weather Officer SCR-584	01419	-	-	-	-	-	-
Communications Officer	02000	4	-	2	-	2	-
Message Center Off, Cryptographic	02241	-	-	-	-	-	-
Blacksmith	02400	-	-	-	-	-	-
Cable Splicer	03900	-	-	-	-	-	-
Telephone & Telegraph Officer	04000	-	-	-	-	-	-
Carpenter	05000	-	8	-	2	-	6
Radar Observer, Night Fighter	05200	-	-	-	-	-	-
Construction Technician	05900	-	3	-	3	-	-
Draftsman	07000	-	-	-	-	-	-
Draftsman, General	07001	-	3	-	2	-	1
Draftsman, Topographic	07600	-	-	-	-	-	-
Electrician	07800	-	(2) 4	-	(2) 3	-	1
Engineman, Operating	08100	-	5	-	-	-	5
Transportation Officer	09130	(2) 7	-	(2) 5	-	2	-
Installer-Repairman, Tel & Tel	09700	-	-	-	-	-	-
Photolithographer	10700	-	-	-	-	-	-
Mechanic	11400	-	-	-	-	-	-
Firefighter & Crash Rescueman	12831	-	-	-	-	-	-
Photographer	15201	-	-	-	-	-	-
Plumber	16400	-	5	-	-	-	5
Powerman	16600	-	1	-	-	-	1
Repeaterman, Tel & Tel	18700	-	-	-	-	-	-
Sheetmetal Worker	20100	-	4	-	-	-	4
Statistical Clerk	21210	-	-	-	-	-	-
Stenographer	21300	-	-	-	-	-	-
Surveyor	22700	-	-	-	-	-	-
Surveyor, General	22701	-	(1) 1	-	(1) 1	-	-
Teletype mechanic	23900	-	1	-	-	-	1
Welder Combination	25600	-	-	-	-	-	-
Welder & Blacksmith, General	25601	-	10	-	1	-	9
Budget & Fiscal Cost Clerk	26800	-	-	-	-	-	-
Construction Equipment mechanic	31900	-	-	-	-	-	-
Refrigeration mechanic	32200	-	-	-	-	-	-
Asphalt Plant Rock Crusher	35901	2	1	-	-	2	1
Crawler Tractor Operator	35902	-	-	-	-	-	-
Power Shovel Operator	35903	-	2	-	-	-	2
Road Grader Operator	35904	-	1	-	1	-	-
Miscellaneous Equip Operator	35906	-	1	-	-	-	1
Supply Officer, General	40000	1	-	-	-	1	-
Tabulating Machine Operator	40001	-	-	-	-	-	-
Clerk Typist	40500	-	4	-	-	-	4
Signal Equip Maint & Repair Off	44150	-	-	-	-	-	-
Ammunition Supply Officer	45140	1	-	1	-	-	-
Armament Officer	45141	3	-	-	-	3	-
Aviation Ordnance Officer	45320	-	-	-	-	-	-
Auto Maint & Repair Officer	48050	1	-	1	-	-	-
Airplane Armament Officer	48220	2	-	2	-	-	-
Aircraft Maintenance Officer	48230	6	-	6	-	-	-
Ammunition Supply Technician	50500	-	-	-	-	-	-
Primary Armament Technician	50501	-	-	-	-	-	-
Airplane Hydraulic mechanic	52800	-	-	-	-	-	-
Fabric & Dope mechanic	54800	-	-	-	-	-	-
Airplane Woodworker	55000	-	-	-	-	-	-
Control Tower Operator	55200	-	3	-	2	-	1
Airplane Sheetmetal Worker	55500	-	-	-	-	-	-
Heat Treating	55501	-	-	-	-	-	-

TABLE 118.-- OTHER NEW US MILITARY TECHNICAL TRAINING STUDENTS, BY TYPE OF STUDENT, BY TYPE OF TRAINING, SEMI-ANNUALLY: JAN THROUGH JUN AND JUL THROUGH DEC, 1948. continued

Type of Training	Course Number	New Students (Other U.S. Military)					
		Total		Jan through Jun		Jul through Dec	
		Off	Enl	Off	Enl	Off	Enl
Aircraft Welder	57300	-	-	-	-	-	-
Argon Gas Welder	57302	-	-	-	-	-	-
Bombsight & Auto Pilot Repairman	57400	-	-	-	-	-	-
Bombsight & Gunsight Technician	57401	-	-	-	-	-	-
Remote Control Turret Repairman	57500	-	-	-	-	-	-
Remote Control Turret Technician	57501	-	-	-	-	-	-
Parachute Rigger & Repairman	62000	-	-	-	-	-	-
Finance Technical Clerk	62200	-	-	-	-	-	-
Budget & Fiscal Officer	63020	2	-	-	-	2	-
Intelligence Specialist	63100	-	-	-	-	-	-
Statistical Control Officer	64020	-	-	-	-	-	-
Tel & Tel Equipment Repairman	64600	-	-	-	-	-	-
Special Radio Mechanic, TXC/1	64620	-	-	-	-	-	-
Radio Repairman, Acft Equipment	64700	-	-	-	-	-	-
Radio Repairman, Acft Equipment	64701	-	-	-	-	-	-
Adv Radio Rpmn, Ground Equip	64801	-	-	-	-	-	-
Bombsight mechanic	68300	-	-	-	-	-	-
Airplane Pwr Plant Mech, Sp V1650	66405	-	-	-	-	-	-
Airplane Pwr Plant Mech, Sp V1710	68406	-	-	-	-	-	-
Airplane Pwr Plant mech, Sp R3350	68410	-	-	-	-	-	-
Airplane Pwr Plant mech, Sp R2000	68413	-	-	-	-	-	-
Airplane Pwr Plant mech, Sp R2800	68414	-	-	-	-	-	-
Airplane Pwr Plant Mech, Sp J33	68415	-	-	-	-	-	-
Airplane Pwr Plant mech, Sp R4360	68416	-	-	-	-	-	-
Airplane Pwr Plant mech, Jet Eng	68421	4	12	2	10	2	2
Airplane Electrical mechanic	68500	-	-	-	-	-	-
Airplane Instrument mechanic	68600	-	-	-	-	-	-
E4 Automatic Pilot Maintenance	68601	-	-	-	-	-	-
E4 Automatic Pilot Maintenance	68601	-	-	-	-	-	-
C1 Automatic Pilot	68602	-	1	-	-	-	1
Airplane Propeller mechanic	68700	-	-	-	-	-	-
Curtiss Electric Propeller	68701	-	-	-	-	-	-
Water Supply Technician	72700	-	-	-	-	-	-
Air Force Chemical Officer	73143	-	-	-	-	-	-
Atomic Energy Training	73144	-	-	-	-	-	-
Radiological Defense Officer	73145	-	-	-	-	-	-
Flight Engineer (Ground Phase)	73700	-	-	-	-	-	-
Cruise Control Weight & Balance	73701	-	-	-	-	-	-
Airplane & Eng Mech, Primary	74700	-	-	-	-	-	-
Airplane & Eng Mech, Sp C-54	74703	-	-	-	-	-	-
Airplane & Eng Mech, Sp C-82	74705	-	-	-	-	-	-
Airplane & Eng Mech, Sp B-29	747A0	-	-	-	-	-	-
Airplane & Eng Mech, Sp A-26	747B0	-	-	-	-	-	-
Airplane & Eng Mech, Sp P-47	747K0	-	-	-	-	-	-
Airplane & Eng Mech, Sp P-51	747L0	-	-	-	-	-	-
Airplane & Eng Mech, Sp F-80	747Q0	-	-	-	-	-	-
Airplane & Eng Mech, Conventional	74710	-	-	-	-	-	-
Airplane & Eng Mech, Jet Type	74720	-	-	-	-	-	-
Airplane & Eng Mech, F-80C	74721	-	-	-	-	-	-
Airplane & Eng Mech, Liaison Type	74730	20	(8) 172	20	(5) 96	(3) 76	-
Airplane & Eng Mech, Sp C-82	750K1	-	-	-	-	-	-
Radio mechanic, Air Force	75400	-	-	-	-	-	-
Radio mechanic, General	75401	-	-	-	-	-	-
Radio Fundamentals	75412	-	-	-	-	-	-
Radio Operator ACS	76000	-	-	-	-	-	-
Radio Operator, General	76601	-	-	-	-	-	-
Radio mechanic ACS	77800	-	-	-	-	-	-
Weather Equipment Technician	78201	-	-	-	-	-	-
Weather Observer	78400	-	-	-	-	-	-
Airplane Radio Tech SCR-584	78484	-	-	-	-	-	-
Weather Forecaster	78700	-	-	-	-	-	-
Radar Observer RCh	78880	-	-	-	-	-	-
Cryptographic Technician	80500	-	-	-	-	-	-
Weather Engineer & Survey Off.	82050	-	-	-	-	-	-
Weather Engineer & Survey Off.	82051	-	-	-	-	-	-
Weather Engineer & Survey Off.	82052	-	-	-	-	-	-
Weather Engineer & Survey Off.	82053	-	-	-	-	-	-
Weather Officer	82191	10	-	10	-	-	-
Weather Officer, Advanced	82196	2	-	-	-	2	-

TABLE 118.-- OTHER NEW US MILITARY TECHNICAL TRAINING STUDENTS, BY TYPE OF STUDENT, BY TYPE OF TRAINING, SEMI-ANNUALLY: JAN THROUGH JUN AND JUL THROUGH DEC, 1948. Continued

Type of Training	Course Number	New Students (Other U.S. Military)					
		Total		Jan through Jun		Jul through Dec	
		Off	Enl	Off	Enl	Off	Enl
Aerial Photographic Officer.	85020	4	-	2	-	2	-
Photo-Radar Interpretation Off.	85031	-	-	-	-	-	-
Radar Mechanic, Bombardment.	86749	-	-	-	-	-	-
Radar Fundamentals.	86750	-	-	-	-	-	-
Radar Mechanic, General.	86752	-	-	-	-	-	-
Chemical Technician.	87001	-	-	-	-	-	-
Special Facsimile Transmission.	89420	-	-	-	-	-	-
Weapons Repair, Small Arms.	90300	-	-	-	-	-	-
Heavy Auto Equipment Operator.	93100	-	-	-	-	-	-
Aerial Photographer.	94000	-	-	-	-	-	-
Firefighter Unit Commander.	94010	-	-	-	-	-	-
Rawinsonde Operator.	94200	-	-	-	-	-	-
Rawinsonde Technician.	94202	-	-	-	-	-	-
Photo Interpretation Technician.	94600	-	-	-	-	-	-
Air Intelligence Officer.	95000	9	-	4	-	5	-
Photo Interpretation Officer.	95010	-	-	-	-	-	-
Photo Interpretation Off, Rad Se.	95020	-	-	-	-	-	-
Flak Intelligence Officer.	95030	-	-	-	-	-	-
Air Tech Intelligence Officer.	95040	-	-	-	-	-	-
Radio Repairman, Gun Lay Equip.	95201	-	-	-	-	-	-
Radar Repairman, Rptg Equip GPS-1.	95302	-	-	-	-	-	-
Radar Repairman, Rptg Equip GPS-4.	95303	-	-	-	-	-	-
Radar Repairman, Rptg Equip GPS-5.	95304	-	-	-	-	-	-
Radar Reporting Equip TPS-1B & 10A.	95305	-	-	-	-	-	-
Radar Repairman, Bombardment.	95507	-	-	-	-	-	-
Radar Weather Oper Tech AN/APQ-13.	95509	-	-	-	-	-	-
Radar Weather Oper Tech SCR-584.	95510	-	-	-	-	-	-
Remote Control Turret Mechanic.	96000	-	-	-	-	-	-
Airplane Turbo Supercharger Rman.	96401	-	-	-	-	-	-
Synthetic Trainer Mechanic C-8.	96904	-	-	-	-	-	-
Synthetic Trainer Mech (Fly & Land).	96906	-	-	-	-	-	-
Rotary Wing Mechanic.	99500	-	-	-	-	-	-
Rotary Wing Mechanic H-13.	99501	-	(6) 100	-	(1) 33	-	(5) 67

TABLE 119.-- OTHER US MILITARY TECHNICAL TRAINING STUDENTS UNDER INSTRUCTION, BY TYPE OF STUDENT, BY TYPE OF TRAINING, SEMI-ANNUALLY: JUN AND DEC, 1948

Note: -- In the table below the Negro personnel strength, indicated by numbers inclosed in parentheses, is also included in the totals.

Type of Training	Course Number	Under Instruction (Other U.S. Military)			
		Jun		Dec	
		Off	Enl	Off	Enl
<u>Technical Training - Total</u>		(1) 26	(7) 71	19	(1) 62
Acft Warning Rptg Equip CPS-1.	01102	-	-	-	-
Acft Warning Rptg Equip CPS-4.	01103	-	-	-	-
Acft Warning Rptg Equip CPS-5.	01104	-	-	-	-
Acft Warning Off TPS-1B & 10A.	01105	-	-	-	-
Diesel Mechanic.	01300	-	-	-	3
Auto Equipment Technician.	01404	-	-	-	-
Electronics Officer.	01410	-	-	-	-
Radar Weather Officer APQ-13.	01418	-	-	-	-
Radar Weather Officer SCR-584.	01419	-	-	-	-
Communications Officer.	02000	2	-	2	-
Message Center Off, Cryptographic.	02241	-	-	-	-
Blacksmith.	02400	-	-	-	-
Cable Splicer.	03900	-	-	-	-
Telephone & Telegraph Officer.	04000	-	-	-	-
Carpenter.	05000	-	2	-	-
Radar Observer, Night Fighter.	05200	-	-	-	-
Construction Technician.	05900	-	2	-	-
Draftsman.	07000	-	-	-	-
Draftsman, General.	07001	-	2	-	-
Draftsman, Topographic.	07600	-	-	-	-
Electrician.	07800	-	(2) 3	-	-
Engineman, Operating.	08100	-	-	-	4
Transportation Officer.	09130	(1) 4	-	1	-
Installer-Repairman, Tel & Tel.	09700	-	-	-	-
Photolithographer.	10700	-	-	-	-
Machinist.	11400	-	-	-	-
Firefighter & Crash Rescueman.	13831	-	-	-	-
Photographer.	15201	-	-	-	-
Plumber.	16400	-	-	-	-
Powerman.	16600	-	-	-	-
Repeaterman, Tel & Tel.	18700	-	-	-	-
Sheetmetal Worker.	20100	-	-	-	-
Statistical Clerk.	21210	-	-	-	-
Stenographer.	21300	-	-	-	-
Surveyor.	22700	-	-	-	-
Surveyor, General.	22701	-	-	-	-
Teletype Mechanic.	23900	-	-	-	1
Welder Combination.	25600	-	-	-	-
Welder & Blacksmith, General.	25601	-	1	-	-
Budget & Fiscal Cost Clerk.	26800	-	-	-	-
Construction Equipment Mechanic.	31900	-	-	-	-
Refrigeration Mechanic.	32200	-	-	-	-
Asphalt Plant Rock Crusher.	35901	-	-	-	-
Crawler Tractor Operator.	35902	-	-	-	-
Power Shovel Operator.	35903	-	-	-	2
Road Grader Operator.	35904	-	1	-	-
Miscellaneous Equipment Operator.	35906	-	-	-	1
Supply Officer, General.	40000	-	-	-	-
Tabulating Machine Operator.	40001	-	-	-	-
Clerk Typist.	40500	-	-	-	2
Signal Equip Maint & Repair Off.	44150	-	-	-	-
Ammunition Supply Officer.	45140	1	-	-	-
Armament Officer.	45141	-	-	3	-
Aviation Ordnance Officer.	45320	-	-	-	-
Auto Maint & Repair Officer.	48050	1	-	-	-
Airplane Armament Officer.	48220	2	-	-	-
Aircraft Maintenance Officer.	48230	2	-	-	-
Ammunition Supply Technician.	50500	-	-	-	-
Primary Armament Technician.	50501	-	-	-	-
Airplane Hydraulic Mechanic.	52800	-	-	-	-
Fabric & Dope Mechanic.	54800	-	-	-	-
Airplane Woodworker.	55000	-	-	-	-
Control Tower Operator.	55200	-	1	-	-
Airplane Sheetmetal Worker.	55500	-	-	-	-
Heat Treating.	55501	-	-	-	-

TABLE 119.-- OTHER US MILITARY TECHNICAL TRAINING STUDENTS UNDER INSTRUCTION BY TYPE OF STUDENT, BY TYPE OF TRAINING, SEMI-ANNUALLY: JUN AND DEC, 1948. Continued

Type of Training	Course Number	Under Instruction (Other U.S. Military)			
		Jun		Dec	
		Off	Enl	Off	Enl
Aircraft Welder	57300	-	-	-	-
Argon Gas Welder	57302	-	-	-	-
Bombsight & Auto Pilot Repairman	57400	-	-	-	-
Bombsight & Gunsight Technician	57401	-	-	-	-
Remote Control Turret Repairman	57500	-	-	-	-
Remote Control Turret Technician	57501	-	-	-	-
Parachute Rigger & Repairman	62000	-	-	-	-
Finance Technical Clerk	62200	-	-	-	-
Budget & Fiscal Officer	63020	-	-	2	-
Intelligence Specialist	63100	-	-	-	-
Statistical Control Officer	64020	-	-	-	-
Tel & Tel Equip Repairman	64600	-	-	-	-
Special Radio Mechanic TXC/1	64620	-	-	-	-
Radio Repairman, Acft Equipment	64700	-	-	-	-
Radio Repairman, Acft Equipment	64701	-	-	-	-
Adv Radio Rpmn, Ground Equip	64801	-	-	-	-
Bombsight Mechanic	68300	-	-	-	-
Airplane Pwr Plant Mech, Sp V1650	68405	-	-	-	-
Airplane Pwr Plant Mech, Sp V1710	68406	-	-	-	-
Airplane Pwr Plant Mech, Sp R3350	68410	-	-	-	-
Airplane Pwr Plant Mech, Sp R2000	68413	-	-	-	-
Airplane Pwr Plant Mech, Sp R2800	68414	-	-	-	-
Airplane Pwr Plant Mech, Sp J33	68415	-	-	-	-
Airplane Pwr Plant Mech, Sp R4360	68416	-	-	-	-
Airplane Pwr Plant Mech, Jet Eng	68421	-	10	2	-
Airplane Electrical Mechanic	68500	-	-	-	-
Airplane Instrument Mechanic	68600	-	-	-	-
E4 Automatic Pilot Maintenance	68601	-	-	-	-
E4 Automatic Pilot Maintenance	68601	-	-	-	-
C1 Automatic Pilot	68602	-	-	-	-
Airplane Propeller Mechanic	68700	-	-	-	-
Curtiss Electric Propeller	68701	-	-	-	-
Water Supply Technician	72700	-	-	-	-
Air Force Chemical Officer	73143	-	-	-	-
Atomic Energy Training	73144	-	-	-	-
Radiological Defense Officer	73145	-	-	-	-
Flight Engineer (Ground Phase)	73700	-	-	-	-
Cruise Control Weight & Balance	73701	-	-	-	-
Airplane & Eng Mech, Primary	74700	-	-	-	-
Airplane & Eng Mech, Sp C-54	74703	-	-	-	-
Airplane & Eng Mech, Sp C-82	74705	-	-	-	-
Airplane & Eng Mech, Sp B-29	74740	-	-	-	-
Airplane & Eng Mech, Sp A-26	74780	-	-	-	-
Airplane & Eng Mech, Sp P-47	74780	-	-	-	-
Airplane & Eng Mech, Sp P-51	74710	-	-	-	-
Airplane & Eng Mech, Sp F-80	74790	-	-	-	-
Airplane & Eng Mech, Conventional	74710	-	-	-	-
Airplane & Eng Mech, Jet Type	74720	-	-	-	-
Airplane & Eng Mech, F-80C	74721	-	-	-	-
Airplane & Eng Mech, Liaison Type	74730	8	(5)	40	27
Airplane & Eng Mech, Sp C-82	750K1	-	-	-	-
Radio Mechanic, Air Force	75400	-	-	-	-
Radio Mechanic, General	75401	-	-	-	-
Radio Fundamentals	75412	-	-	-	-
Radio Operator ACS	76000	-	-	-	-
Radio Operator, General	76601	-	-	-	-
Radio Mechanic ACS	77800	-	-	-	-
Weather Equipment Technician	78201	-	-	-	-
Weather Observer	78400	-	-	-	-
Airplane Radio Technician SCR-584	78454	-	-	-	-
Weather Forecaster	78700	-	-	-	-
Radar Observer RCM	78880	-	-	-	-
Cryptographic Technician	80500	-	-	-	-
Weather Engineer & Survey Officer	82050	-	-	-	-
Weather Engineer & Survey Officer	82051	-	-	-	-
Weather Engineer & Survey Officer	82052	-	-	-	-
Weather Engineer & Survey Officer	82053	-	-	-	-
Weather Officer	82191	10	-	-	-
Weather Officer, Advanced	82196	-	-	2	-

TABLE 119.-- OTHER US MILITARY TECHNICAL TRAINING STUDENTS UNDER INSTRUCTION BY TYPE OF STUDENT, BY TYPE OF TRAINING, SEMI-ANNUALLY: JUN AND DEC, 1948. Continued

Type of Training	Course Number	Under Instruction (Other U.S. Military)			
		Jun		Dec	
		Off	Enl	Off	Enl
Aerial Photographic Officer	85020	2	-	2	-
Photo-Radar Interpretation Officer.	85031	-	-	-	-
Radar Mechanic, Bombardment	86749	-	-	-	-
Radar Fundamentals.	86750	-	-	-	-
Radar Mechanic, General	86752	-	-	-	-
Chemical Technician	87001	-	-	-	-
Special Facsimile Transmission	89420	-	-	-	-
Weapons Repair, Small Arms.	90300	-	-	-	-
Heavy Auto Equipment Operator	93100	-	-	-	-
Aerial Photographer	94000	-	-	-	-
Firefighter Unit Commander.	94010	-	-	-	-
Rawinsonde Operator	94200	-	-	-	-
Rawinsonde Technician	94202	-	-	-	-
Photo Interpretation Technician	94600	-	-	-	-
Air Intelligence Officer.	95000	4	-	5	-
Photo Interpretation Officer.	95010	-	-	-	-
Photo Interpretation Off, Radar Scope	95020	-	-	-	-
Flak Intelligence Officer	95030	-	-	-	-
Air Tech Intelligence Officer	95040	-	-	-	-
Radio Repairman, Gun Lay Equipment.	95201	-	-	-	-
Radar Repairman, Rptg Equip CPS-1	95302	-	-	-	-
Radar Repairman, Rptg Equip CPS-4	95303	-	-	-	-
Radar Repairman, Rptg Equip CPS-5	95304	-	-	-	-
Radar Reporting Equip TPS-1B & 10A.	95305	-	-	-	-
Radar Repairman, Bombardment.	95507	-	-	-	-
Radar Weather Oper Tech AN/APQ-13	95509	-	-	-	-
Radar Weather Oper Tech SCR-584	95510	-	-	-	-
Remote Control Turret Mechanic.	96000	-	-	-	-
Airplane Turbo Supercharger Rman.	96401	-	-	-	-
Synthetic Trainer Mechanic C-8.	96904	-	-	-	-
Synthetic Trainer Mech (Fly & Land)	96906	-	-	-	-
Rotary Wing Mechanic.	99500	-	-	-	-
Rotary Wing Mechanic H-13	99501	-	9	-	(1) 22

TABLE 120.-- OTHER US MILITARY TECHNICAL TRAINING ATTRITION, BY TYPE OF STUDENT, BY TYPE OF TRAINING, SEMI-ANNUALLY: JAN THROUGH JUN AND JUL THROUGH DEC, 1948

Note: -- In the table below the Negro personnel strength, indicated by numbers inclosed in parentheses, is also included in the totals.

Type of Training	Course Number	Attrition (Other U.S. Military)					
		Total		Jan through Jun		Jul through Dec	
		Off	Enl	Off	Enl	Off	Enl
<u>Technical Training - Total</u>		<u>8</u>	<u>(1)</u> <u>40</u>	<u>4</u>	<u>10</u>	<u>4</u>	<u>(1)</u> <u>30</u>
Acft Warning Rptg Equip CPS-1	01102	-	-	-	-	-	-
Acft Warning Rptg Equip CPS-4	01103	-	-	-	-	-	-
Acft Warning Rptg Equip CPS-5	01104	-	-	-	-	-	-
Acft Warning Off TFS-1B & 10A	01105	-	-	-	-	-	-
Diesel Mechanic	01300	-	-	-	-	-	-
Auto Equip Technician	01404	-	-	-	-	-	-
Electronics Officer	01410	-	-	-	-	-	-
Radar Weather Officer APQ-13	01418	-	-	-	-	-	-
Radar Weather Officer SCR-584	01419	-	-	-	-	-	-
Communications Officer	02000	-	-	-	-	-	-
Message Center Off, Cryptographic	02241	-	-	-	-	-	-
Blacksmith	02400	-	-	-	-	-	-
Cable Splicer	03900	-	-	-	-	-	-
Telephone & Telegraph Officer	04000	-	-	-	-	-	-
Carpenter	05000	-	3	-	-	-	3
Radar Observer, Night Fighter	05200	-	-	-	-	-	-
Construction Technician	05900	-	1	-	1	-	-
Draftsman	07000	-	-	-	-	-	-
Draftsman, General	07001	-	2	-	-	-	2
Draftsman, Topographic	07600	-	-	-	-	-	-
Electrician	07800	-	1	-	-	-	1
Engineman, Operating	08100	-	a/ 1	-	-	-	a/ 1
Transportation Officer	09130	-	-	-	-	-	-
Installer-Repairman, Tel & Tel	09700	-	-	-	-	-	-
Photolithographer	10700	-	-	-	-	-	-
Machinist	11400	-	-	-	-	-	-
Firefighter & Crash Rescuerman	13831	-	-	-	-	-	-
Photographer	15201	-	-	-	-	-	-
Plumber	16400	-	3	-	-	-	3
Powerman	16600	-	1	-	-	-	1
Repeaterman, Tel & Tel	18700	-	-	-	-	-	-
Sheetmetal Worker	20100	-	4	-	-	-	4
Statistical Clerk	21210	-	-	-	-	-	-
Stenographer	21300	-	-	-	-	-	-
Surveyor	22700	-	-	-	-	-	-
Surveyor, General	22701	-	-	-	-	-	-
Teletype Mechanic	23900	-	-	-	-	-	-
Welder Combination	25600	-	-	-	-	-	-
Welder & Blacksmith, General	25601	-	4	-	-	-	4
Budget & Fiscal Cost Clerk	26800	-	-	-	-	-	-
Construction Equipment Mechanic	31900	-	-	-	-	-	-
Refrigeration Mechanic	32200	-	-	-	-	-	-
Asphalt Plant Rock Crusher	35901	1	-	-	-	1	-
Crawler Tractor Operator	35902	-	-	-	-	-	-
Power Shovel Operator	35903	-	-	-	-	-	-
Road Grader Operator	35904	-	1	-	-	-	1
Miscellaneous Equip Operator	35906	-	-	-	-	-	-
Supply Officer, General	40000	-	-	-	-	-	-
Tabulating Machine Operator	40001	-	-	-	-	-	-
Clerk Typist	40500	-	-	-	-	-	-
Signal Equip Maint & Repair Off.	44150	-	-	-	-	-	-
Ammunition Supply Officer	45140	-	-	-	-	-	-
Armament Officer	45141	-	-	-	-	-	-
Aviation Ordnance Officer	45320	-	-	-	-	-	-
Auto Maint & Repair Officer	48050	-	-	-	-	-	-
Airplane Armament Officer	48220	-	-	-	-	-	-
Aircraft Maintenance Officer	48230	4	-	4	-	-	-
Ammunition Supply Technician	50500	-	-	-	-	-	-
Primary Armsment Technician	50501	-	-	-	-	-	-
Airplane Hydraulic Mechanic	52800	-	-	-	-	-	-
Fabric & Dope Mechanic	54800	-	-	-	-	-	-
Airplane Woodworker	55000	-	-	-	-	-	-
Control Tower Operator	55200	-	-	-	-	-	-
Airplane Sheetmetal Worker	55500	-	-	-	-	-	-
Heat Treating	55501	-	-	-	-	-	-

a/ This figure (an US Navy Enlistee) represents the only fatality included in this table.

TABLE 120.-- OTHER US MILITARY TECHNICAL TRAINING ATTRITION, BY TYPE OF STUDENT, BY TYPE OF TRAINING, SEMI-ANNUALLY: JAN THROUGH JUN AND JUL THROUGH DEC, 1948. Continued

Type of Training	Course Number	Attrition (Other U.S. Military)						
		Total		Jan through Jun		Jul through Dec		
		Off	Enl	Off	Enl	Off	Enl	
Aircraft Welder	57300	-	-	-	-	-	-	
Argon Gas Welder	57302	-	-	-	-	-	-	
Bombsight & Auto Pilot Repairman	57400	-	-	-	-	-	-	
Bombsight & Gunsight Technician	57401	-	-	-	-	-	-	
Remote Control Turret Repairman	57500	-	-	-	-	-	-	
Remote Control Turret Technician	57501	-	-	-	-	-	-	
Parachute Rigger & Repairman	62000	-	-	-	-	-	-	
Finance Technical Clerk	62200	-	-	-	-	-	-	
Budget & Fiscal Officer	63020	-	-	-	-	-	-	
Intelligence Specialist	63100	-	-	-	-	-	-	
Statistical Control Officer	64020	-	-	-	-	-	-	
Tel & Tel Equipment Repairman	64600	-	-	-	-	-	-	
Special Radio Mechanic TXC/1	64620	-	-	-	-	-	-	
Radio Repairman, Acft Equipment	64700	-	-	-	-	-	-	
Radio Repairman, Acft Equipment	64701	-	-	-	-	-	-	
Adv Radio Rpmn, Ground Equip	64801	-	-	-	-	-	-	
Bombsight Mechanic	68300	-	-	-	-	-	-	
Airplane Pwr Plant Mech, Sp VI650	68405	-	-	-	-	-	-	
Airplane Pwr Plant Mech, Sp VI710	68406	-	-	-	-	-	-	
Airplane Pwr Plant Mech, Sp R3350	68410	-	-	-	-	-	-	
Airplane Pwr Plant Mech, Sp R2000	68413	-	-	-	-	-	-	
Airplane Pwr Plant Mech, Sp R2800	68414	-	-	-	-	-	-	
Airplane Pwr Plant Mech, Sp J33	68415	-	-	-	-	-	-	
Airplane Pwr Plant Mech, Sp R4360	68416	-	-	-	-	-	-	
Airplane Pwr Plant Mech, Jet Eng	68421	-	-	-	-	-	-	
Airplane Electrical Mechanic	68500	-	-	-	-	-	-	
Airplane Instrument Mechanic	68600	-	-	-	-	-	-	
E4 Automatic Pilot Maintenance	68601	-	-	-	-	-	-	
E4 Automatic Pilot Maintenance	68601	-	-	-	-	-	-	
C1 Automatic Pilot	68602	-	-	-	-	-	-	
Airplane Propeller Mechanic	68700	-	-	-	-	-	-	
Curtiss Electric Propeller	68701	-	-	-	-	-	-	
Water Supply Technician	72700	-	-	-	-	-	-	
Air Force Chemical Officer	73143	-	-	-	-	-	-	
Atomic Energy Training	73144	-	-	-	-	-	-	
Radiological Defense Officer	73145	-	-	-	-	-	-	
Flight Engineer (Ground Phase)	73700	-	-	-	-	-	-	
Cruise Control Weight & Balance	73701	-	-	-	-	-	-	
Airplane & Eng Mech, Primary	74700	-	-	-	-	-	-	
Airplane & Eng Mech, Sp C-54	74703	-	-	-	-	-	-	
Airplane & Eng Mech, Sp C-82	74705	-	-	-	-	-	-	
Airplane & Eng Mech, Sp B-29	747A0	-	-	-	-	-	-	
Airplane & Eng Mech, Sp A-26	747H0	-	-	-	-	-	-	
Airplane & Eng Mech, Sp P-47	747K0	-	-	-	-	-	-	
Airplane & Eng Mech, Sp P-51	747L0	-	-	-	-	-	-	
Airplane & Eng Mech, Sp F-80	747Q0	-	-	-	-	-	-	
Airplane & Eng Mech, Conventional	747T0	-	-	-	-	-	-	
Airplane & Eng Mech, Jet Type	74720	-	-	-	-	-	-	
Airplane & Eng Mech, F-80C	74721	-	-	-	-	-	-	
Airplane & Eng Mech, Liaison Type	74730	2	(1)	14	4	2	(1)	10
Airplane & Eng Mech, Sp C-82	750K1	-	-	-	-	-	-	-
Radio Mechanic, Air Force	75400	-	-	-	-	-	-	-
Radio Mechanic, General	75401	-	-	-	-	-	-	-
Radio Fundamentals	75412	-	-	-	-	-	-	-
Radio Operator ACS	76000	-	-	-	-	-	-	-
Radio Operator, General	76601	-	-	-	-	-	-	-
Radio Mechanic ACS	77800	-	-	-	-	-	-	-
Weather Equipment Technician	78201	-	-	-	-	-	-	-
Weather Observer	78400	-	-	-	-	-	-	-
Airplane Radio Tech SCR-584	78484	-	-	-	-	-	-	-
Weather Forecaster	78700	-	-	-	-	-	-	-
Radar Observer RCM	78880	-	-	-	-	-	-	-
Cryptographic Technician	80500	-	-	-	-	-	-	-
Weather Engineer & Survey Off.	82050	-	-	-	-	-	-	-
Weather Engineer & Survey Off.	82051	-	-	-	-	-	-	-
Weather Engineer & Survey Off.	82052	-	-	-	-	-	-	-
Weather Engineer & Survey Off.	82053	-	-	-	-	-	-	-
Weather Officer	82191	1	-	-	-	1	-	-
Weather Officer, Advanced	82196	-	-	-	-	-	-	-

TABLE 120.-- OTHER US MILITARY TECHNICAL TRAINING ATTRITION, BY TYPE OF STUDENT, BY TYPE OF TRAINING, SEMI-ANNUALLY: JAN THROUGH JUN AND JUL THROUGH DEC, 1948. Continued

Type of Training	Course Number	Attrition (Other U.S. Military)					
		Total		Jan through Jun		Jul through Dec	
		Off	Enl	Off	Enl	Off	Enl
Aerial Photographic Officer.	85020	-	-	-	-	-	-
Photo-Radar Interpretation Off.	85031	-	-	-	-	-	-
Radar Mechanic, Bombardment.	86749	-	-	-	-	-	-
Radar Fundamentals.	86750	-	-	-	-	-	-
Radar Mechanic, General.	86752	-	-	-	-	-	-
Chemical Technician.	87001	-	-	-	-	-	-
Special Facsimile Transmission.	89420	-	-	-	-	-	-
Weapons Repair, Small Arms.	90300	-	-	-	-	-	-
Heavy Auto Equipment Operator.	93100	-	-	-	-	-	-
Aerial Photographer.	94000	-	-	-	-	-	-
Firefighter Unit Commander.	94010	-	-	-	-	-	-
Rawinsonde Operator.	94200	-	-	-	-	-	-
Rawinsonde Technician.	94202	-	-	-	-	-	-
Photo Interpretation Technician.	94600	-	-	-	-	-	-
Air Intelligence Officer.	95000	-	-	-	-	-	-
Photo Interpretation Officer.	95010	-	-	-	-	-	-
Photo Interpretation Off, Rad Sc.	95020	-	-	-	-	-	-
Flak Intelligence Officer.	95030	-	-	-	-	-	-
Air Technical Intelligence Off.	95040	-	-	-	-	-	-
Radio Repairman, Gun Lay Equip.	95201	-	-	-	-	-	-
Radar Repairman, Rptg Equip CPS-1.	95302	-	-	-	-	-	-
Radar Repairman, Rptg Equip CPS-4.	95303	-	-	-	-	-	-
Radar Repairman, Rptg Equip CPS-5.	95304	-	-	-	-	-	-
Radar Reporting Equip TPS-1B & 10A.	95305	-	-	-	-	-	-
Radar Repairman, Bombardment.	95507	-	-	-	-	-	-
Radar Weather Oper Tech AN/APQ-13.	95509	-	-	-	-	-	-
Radar Weather Oper Tech SCR-584.	95510	-	-	-	-	-	-
Remote Control Turret Mechanic.	96000	-	-	-	-	-	-
Airplane Turbo Supercharger Rpmn.	96401	-	-	-	-	-	-
Synthetic Trainer Mechanic C-8.	96904	-	-	-	-	-	-
Synthetic Trainer Mech (Fly & Land).	96906	-	-	-	-	-	-
Rotary Wing Mechanic.	99500	-	-	-	-	-	-
Rotary Wing Mechanic H-13.	99051	-	5	-	5	-	-

TABLE 121.-- OTHER US MILITARY TECHNICAL TRAINING GRADUATES, BY TYPE OF STUDENT, BY TYPE OF TRAINING, SEMI-ANNUALLY: JAN THROUGH JUN AND JUL THROUGH DEC, 1948

Note:-- In the table below the Negro personnel strength, indicated by numbers inclosed in parentheses, is also included in the totals.

Type of Training	Course Number	Graduates (Other U.S. Military)					
		Total		Jan through Jun		Jul through Dec	
		Off	Enl	Off	Enl	Off	Enl
Technical Training - Total		(2) 57	(15) 260	(1) 21	(2) 86	(1) 36	(13) 174
Acft Warning Rptg Equip CPS-1.	01102	-	-	-	-	-	-
Acft Warning Rptg Equip CPS-4.	01103	-	-	-	-	-	-
Acft Warning Rptg Equip CPS-5.	01104	-	-	-	-	-	-
Acft Warning Off TPS-1B & 10A.	01105	-	-	-	-	-	-
Diesel Mechanic.	01300	-	7	-	5	-	2
Auto Equipment Technician.	01404	-	-	-	-	-	-
Electronics Officer.	01410	-	-	-	-	-	-
Radar Weather Officer APQ-13.	01418	-	-	-	-	-	-
Radar Weather Officer SCR-584.	01419	-	-	-	-	-	-
Communications Officer.	02000	2	-	-	-	2	-
Message Center Off, Cryptographic.	02241	-	-	-	-	-	-
Blacksmith.	02400	-	-	-	-	-	-
Cable Splicer.	03900	-	-	-	-	-	-
Telephone & Telegraph Officer.	04000	-	-	-	-	-	-
Carpenter.	05000	-	5	-	-	-	5
Radar Observer, Night Fighter.	05200	-	2	-	-	-	2
Construction Technician.	05900	-	-	-	-	-	-
Draftsman.	07000	-	1	-	-	-	1
Draftsman, General.	07001	-	-	-	-	-	-
Draftsman, Topographic.	07600	-	-	-	-	-	-
Electrician.	07800	-	(2) 3	-	-	-	(2) 3
Engineman, Operating.	08100	-	-	-	-	-	-
Transportation Officer.	09130	(2) 6	-	(1) 1	-	(1) 5	-
Installer-Repairman, Tel & Tel.	09700	-	-	-	-	-	-
Photolithographer.	10700	-	-	-	-	-	-
Machinist.	11400	-	-	-	-	-	-
Firefighter & Crash Rescueman.	13831	-	-	-	-	-	-
Photographer.	15201	-	-	-	-	-	-
Plumber.	16400	-	2	-	-	-	2
Powerman.	16600	-	-	-	-	-	-
Repeaterman, Tel & Tel.	18700	-	-	-	-	-	-
Sheetmetal Worker.	20100	-	-	-	-	-	-
Statistical Clerk.	21210	-	-	-	-	-	-
Stenographer.	21300	-	-	-	-	-	-
Surveyor.	22700	-	-	-	-	-	-
Surveyor, General.	22701	-	(1) 1	-	(1) 1	-	-
Teletype Mechanic.	23900	-	-	-	-	-	-
Welder Combination.	25600	-	-	-	-	-	-
Welder & Blacksmith, General.	25601	-	6	-	-	-	6
Budget & Fiscal Cost Clerk.	26800	-	-	-	-	-	-
Construction Equipment Mechanic.	31900	-	-	-	-	-	-
Refrigeration Mechanic.	32200	-	-	-	-	-	-
Asphalt Plant Rock Crusher.	35901	1	1	-	-	1	1
Crawler Tractor Operator.	35902	-	-	-	-	-	-
Power Shovel Operator.	35903	-	-	-	-	-	-
Road Grader Operator.	35904	-	-	-	-	-	-
Miscellaneous Equip Operator.	35906	-	-	-	-	-	-
Supply Officer, General.	40000	1	-	-	-	1	-
Tabulating Machine Operator.	40001	-	-	-	-	-	-
Clerk Typist.	40500	-	2	-	-	-	2
Signal Equip Maint & Repair Off.	44150	-	-	-	-	-	-
Ammunition Supply Officer.	45140	1	-	-	-	1	-
Armament Officer.	45141	-	-	-	-	-	-
Aviation Ordnance Officer.	45320	-	-	-	-	-	-
Auto Maint & Repair Officer.	48050	1	-	-	-	1	-
Airplane Armament Officer.	48220	2	-	-	-	2	-
Aircraft Maintenance Officer.	48230	8	-	6	-	2	-
Ammunition Supply Technician.	50500	-	-	-	-	-	-
Primary Armament Technician.	50501	-	-	-	-	-	-
Airplane Hydraulic Mechanic.	52800	-	-	-	-	-	-
Fabric & Dope Mechanic.	54800	-	-	-	-	-	-
Airplane Woodworker.	55000	-	-	-	-	-	-
Control Tower Operator.	55200	-	3	-	1	-	2
Airplane Sheetmetal Worker.	55500	-	-	-	-	-	-
Heat Treating.	55501	-	-	-	-	-	-

TABLE 121.-- OTHER US MILITARY TECHNICAL TRAINING GRADUATES, BY TYPE OF STUDENT, BY TYPE OF TRAINING, SEMI-ANNUALLY: JAN THROUGH JUN AND JUL THROUGH DEC, 1948. Continued

Type of Training	Course Number	Graduates (Other U.S. Military)					
		Total		Jan through Jun		Jul through Dec	
		Off	Enl	Off	Enl	Off	Enl
Aircraft Welder.	57300	-	-	-	-	-	-
Argon Gas Welder	57302	-	-	-	-	-	-
Bombsight & Auto Pilot Repairman	57400	-	-	-	-	-	-
Bombsight & Gunsight Technician.	57401	-	-	-	-	-	-
Remote Control Turret Repairman.	57500	-	-	-	-	-	-
Remote Control Turret Technician	57501	-	-	-	-	-	-
Parachute Rigger & Repairman	62000	-	-	-	-	-	-
Finance Technical Clerk.	62200	-	-	-	-	-	-
Budget & Fiscal Officer.	63020	-	-	-	-	-	-
Intelligence Specialist.	63100	-	-	-	-	-	-
Statistical Control Officer.	64020	-	-	-	-	-	-
Tel & Tel Equipment Repairman.	64600	-	-	-	-	-	-
Special Radio Mechanic TXC/1	64620	-	-	-	-	-	-
Radio Repairman, Acft Equipment.	64700	-	-	-	-	-	-
Radio Repairman, Acft Equipment.	64701	-	-	-	-	-	-
Adv Radio Rpmn, Ground Equip	64801	-	-	-	-	-	-
Bombsight Mechanic	66300	-	-	-	-	-	-
Airplane Pwr Plant Mech, Sp V1650.	68405	-	-	-	-	-	-
Airplane Pwr Plant Mech, Sp V1710.	68406	-	-	-	-	-	-
Airplane Pwr Plant Mech, Sp R3350.	68410	-	-	-	-	-	-
Airplane Pwr Plant Mech, Sp R2000.	68413	-	-	-	-	-	-
Airplane Pwr Plant Mech, Sp R2800.	68414	-	-	-	-	-	-
Airplane Pwr Plant Mech, Sp J33.	68415	-	-	-	-	-	-
Airplane Pwr Plant Mech, Sp R4360.	68416	-	-	-	-	-	-
Airplane Pwr Plant Mech, Jet Eng	68421	2	12	2	-	-	12
Airplane Electrical mechanic	68500	-	-	-	-	-	-
Airplane Instrument mechanic	68600	-	-	-	-	-	-
E4 Automatic Pilot Maintenance	68601	-	-	-	-	-	-
E4 Automatic Pilot Maintenance	68602	-	-	-	-	-	-
C1 Automatic Pilot	68602	-	1	-	-	-	1
Airplane Propeller mechanic.	68700	-	-	-	-	-	-
Curtiss Electric Propeller	68701	-	-	-	-	-	-
Water Supply Technician.	72700	-	-	-	-	-	-
Air Force Chemical Officer	73143	-	-	-	-	-	-
Atomic Energy Training	73144	-	-	-	-	-	-
Radiological Defense Officer	73145	-	-	-	-	-	-
Flight Engineer (Ground Phase)	73700	-	-	-	-	-	-
Cruise Control Weight & Balance	73701	-	-	-	-	-	-
Airplane & Eng Mech, Primary	74700	-	-	-	-	-	-
Airplane & Eng Mech, Sp C-54	74703	-	-	-	-	-	-
Airplane & Eng Mech, Sp C-82	74705	-	-	-	-	-	-
Airplane & Eng Mech, Sp B-29	74710	-	-	-	-	-	-
Airplane & Eng Mech, Sp A-26	74710	-	-	-	-	-	-
Airplane & Eng Mech, Sp P-47	74710	-	-	-	-	-	-
Airplane & Eng Mech, Sp P-51	74710	-	-	-	-	-	-
Airplane & Eng Mech, Sp F-80	74710	-	-	-	-	-	-
Airplane & Eng Mech, Conventional.	74710	-	-	-	-	-	-
Airplane & Eng Mech, Jet Type.	74720	-	-	-	-	-	-
Airplane & Eng Mech, F-80C	74721	-	-	-	-	-	-
Airplane & Eng Mech, Liaison Type.	74730	18	(7) 131	12	52	6	(7) 79
Airplane & Eng Mech, Sp C-82	750K1	-	-	-	-	-	-
Radio Mechanic, Air Force.	75400	-	-	-	-	-	-
Radio Mechanic, General.	75401	-	-	-	-	-	-
Radio Fundamentals	75412	-	-	-	-	-	-
Radio Operator, ACS	76000	-	-	-	-	-	-
Radio Operator, General.	76601	-	-	-	-	-	-
Radio Mechanic ACS	77800	-	-	-	-	-	-
Weather Equipment Technician	78201	-	-	-	-	-	-
Weather Observer	78400	-	-	-	-	-	-
Airplane Radio Tech SCR-584.	78484	-	-	-	-	-	-
Weather Forecaster	78700	-	-	-	-	-	-
Radar Observer RCM	78880	-	-	-	-	-	-
Cryptographic Technician	80500	-	-	-	-	-	-
Weather Engineer & Survey Off.	82050	-	-	-	-	-	-
Weather Engineer & Survey Off.	82051	-	-	-	-	-	-
Weather Engineer & Survey Off.	82052	-	-	-	-	-	-
Weather Engineer & Survey Off.	82053	-	-	-	-	-	-
Weather Officer.	82191	9	-	-	-	9	-
Weather Officer, Advanced.	82196	-	-	-	-	-	-

TABLE 121 -- OTHER US MILITARY TECHNICAL TRAINING GRADUATES, BY TYPE OF STUDENT, BY TYPE OF TRAINING, SEMI-ANNUALLY: JAN THROUGH JUN AND JUL THROUGH DEC, 1948. Continued

Type of Training	Course Number	Graduates (Other U.S. Military)					
		Total		Jan through Jun		Jul through Dec	
		Off	Enl	Off	Enl	Off	Enl
Aerial Photographic Officer.	85020	2	-	-	-	2	-
Photo-Radar Interpretation Off.	85031	-	-	-	-	-	-
Radar Mechanic, Bombardment.	86749	-	-	-	-	-	-
Radar Fundamentals.	86750	-	-	-	-	-	-
Radar Mechanic, General.	86752	-	-	-	-	-	-
Chemical Technician.	87001	-	-	-	-	-	-
Special Facsimile Transmission.	89420	-	-	-	-	-	-
Weapons Repair, Small Arms.	90300	-	-	-	-	-	-
Heavy Auto Equipment Operator.	93100	-	-	-	-	-	-
Aerial Photographer.	94000	-	-	-	-	-	-
Firefighter Unit Commander.	94010	-	-	-	-	-	-
Rawinsonde Operator.	94200	-	-	-	-	-	-
Rawinsonde Technician.	94202	-	-	-	-	-	-
Photo Interpretation Technician.	94600	-	-	-	-	-	-
Air Intelligence Officer.	95000	4	-	-	-	4	-
Photo Interpretation Officer.	95010	-	-	-	-	-	-
Photo Interpretation Off, Rad Sc.	95020	-	-	-	-	-	-
Flak Intelligence Officer.	95030	-	-	-	-	-	-
Air Tech Intelligence Officer.	95040	-	-	-	-	-	-
Radio Repairman, Gun Lay Equip.	95201	-	-	-	-	-	-
Radar Repairman, Rptg Equip CPS-1.	95302	-	-	-	-	-	-
Radar Repairman, Rptg Equip CPS-4.	95303	-	-	-	-	-	-
Radar Repairman, Rptg Equip CPS-5.	95304	-	-	-	-	-	-
Radar Reporting Equip TPS-1B & 10A.	95305	-	-	-	-	-	-
Radar Repairman, Bombardment.	95507	-	-	-	-	-	-
Radar Wea Operator Tech AN/APQ-13.	95509	-	-	-	-	-	-
Radar Wea Operator Tech SCR-584.	95510	-	-	-	-	-	-
Remote Control Turret Mechanic.	96000	-	-	-	-	-	-
Airplane Turbo Supercharger Rpmn.	96401	-	-	-	-	-	-
Synthetic Trainer Mechanic C-8.	96904	-	2	-	2	-	-
Synthetic Trainer Mech (Fly & Land).	96906	-	-	-	-	-	-
Rotary Wing Mechanic.	99500	-	-	-	-	-	-
Rotary Wing Mechanic H-13.	99501	-	(5) 81	-	(1) 25	-	(4) 56

TABLE 123.-- FOREIGN TECHNICAL TRAINING STUDENT ATTRITION AND FOREIGN TECHNICAL TRAINING GRADUATES, BY TYPE OF STUDENT, BY TYPE OF TRAINING, SEMI-ANNUALLY: JAN THROUGH JUN AND JUL THROUGH DEC, 1948

Type of Training	Attrition						Graduates					
	Total		Jan Through Jun		Jul Through Dec		Total		Jan Through Jun		Jul Through Dec	
	Off	Enl	Off	Enl	Off	Enl	Off	Enl	Off	Enl	Off	Enl
<u>Technical Training - Total . . .</u>	<u>13</u>	<u>7</u>	<u>1</u>	<u>2</u>	<u>12</u>	<u>4</u>	<u>76</u>	<u>98</u>	<u>43</u>	<u>41</u>	<u>33</u>	<u>27</u>
Acft Warning Reporting Equip CPS-1 . . .	10	-	1	-	9	-	-	-	-	-	-	-
Acft Warning Reporting Equip CPS-5 . . .	-	-	-	-	-	-	9	-	-	-	-	-
Acft Warning Off T-S-1B & 10A	-	-	-	-	-	-	9	-	-	-	9	-
Communications Officer	1	-	-	-	1	-	15	-	15	-	-	-
Draftsman, General	-	-	-	-	-	-	-	2	-	-	-	2
Machinist	-	-	-	-	-	-	-	5	-	5	-	-
Photographer	-	-	-	-	-	-	-	2	-	-	-	2
Surveyor, General	-	-	-	-	-	-	-	2	-	-	-	2
Supply Officer, General	-	-	-	-	-	-	9	-	4	-	5	-
Ammunition Supply Officer	-	-	-	-	-	-	3	-	1	-	2	-
Aviation Ordnance Officer	-	-	-	-	-	-	2	-	1	-	1	-
Airplane Armament Officer	-	-	-	-	-	-	11	-	8	-	3	-
Airplane Maintenance Officer	-	-	-	-	-	-	5	-	-	-	5	-
Ammunition Supply Technician	-	-	-	-	-	-	1	-	1	-	-	-
Primary Armament Technician	-	-	-	-	-	-	-	2	-	-	-	2
Airplane Hydraulic Mechanic	-	1	-	-	-	1	-	5	-	5	-	-
Control Tower Operator	-	-	-	-	-	-	-	1	-	1	-	-
Airplane Sheetmetal Worker	-	-	-	-	-	-	-	6	-	6	-	-
Aircraft Welder	-	-	-	-	-	-	-	2	-	1	-	1
Remote Control Turret Repairman	-	-	-	-	-	-	-	14	-	14	-	-
Budget & Fiscal Officer	-	-	-	-	-	-	-	-	-	-	-	-
Intelligence Specialist	-	-	-	-	-	-	-	2	-	-	-	2
Statistical Control Officer	-	-	-	-	-	-	1	-	1	-	-	-
Airplane Power Plant Mech R-2800	-	-	-	-	-	-	-	3	-	3	-	-
Airplane Electrical Mechanic	-	3	-	-	-	1	2	-	2	-	-	-
Airplane Instrument Mechanic	-	2	-	1	-	1	1	1	1	1	-	-
Airplane Propeller Mechanic	-	-	-	-	-	-	-	1	-	1	-	-
Airplane & Engine Mechanic, Primary	-	-	-	-	-	-	7	2	7	2	-	-
Airplane & Engine Mechanic, P-51	-	-	-	-	-	-	1	-	1	-	-	-
Airplane & Engine Mech, Conventional	-	1	-	-	-	1	6	21	1	-	5	21
Airplane & Engine Mechanic, Liaison	-	-	-	-	-	-	-	2	-	1	-	1
Radio Mechanic, General	-	-	-	-	-	-	-	11	-	-	-	11
Radio Operator, General	-	-	-	-	-	-	-	11	-	-	-	11
Weather Observer	-	-	-	-	-	-	1	2	-	-	1	2
Weather Forecaster	-	-	-	-	-	-	-	-	-	-	-	-
Aerial Photographic Officer	-	-	-	-	-	-	2	-	-	-	2	-
Photo-Radar Interpretation Officer	-	-	-	-	-	-	-	-	-	-	-	-
Aerial Photographer	-	-	-	-	-	-	-	-	-	-	-	-
Firefighter Unit Commander	1	-	-	-	1	-	-	-	-	-	-	-
Photo Interpretation Officer	1	-	-	-	1	-	-	-	-	-	-	-
Remote Control Turret Mechanic	-	-	-	-	-	-	-	1	-	1	-	-

TABLE 124.-- STATUS OF TECHNICAL TRAINING, SHOWING INITIAL AND FINAL REPORTING DATE AND ACCUMATIVE DATA ON GRADUATES AND ATTRITION: AS OF 31 DECEMBER 1948

(Accumulative figures are based on figures reported, 1 July 1939, initial reporting date.)

Course	Accumulative Status as of 6-30-48	Accumulative Status as of 12-31-48	Initial Reporting Date	Final Reporting Date	Course	Accumulative Status as of 6-30-48	Accumulative Status as of 12-31-48	Initial Reporting Date	Final Reporting Date
<u>Officer and Officer Candidate</u>					<u>Engineering Maintenance Cadets</u>				
<u>Administrative</u>					Graduates	5,812	5,812	6-30-41	4-30-45
Graduates	26,458	26,651	6-30-42	-	Attrition	270	270	6-30-41	4-30-45
Attrition	2,106	2,112	6-30-42		<u>Preflight Engineer</u>				
<u>Officer Candidate School</u>					Officer				
Graduates	28,812	28,986	6-30-42	-	Graduates	7,181	7,181	12-31-44	12-31-45
Attrition	4,954	5,030	6-30-42		Attrition	512	512	12-31-44	12-31-45
<u>Armament Officers School</u>					<u>Flight Engineer</u>				
Graduates	6,364	6,462	6-30-41	-	Officer				
Attrition	914	917	6-30-41		Graduates	6,587	6,587	6-30-43	12-31-47
<u>Gold Leather Flying School</u>					Attrition	4,225	4,225	6-30-43	12-31-47
Graduates	84	84	12-31-43	4-30-45	<u>Weight and Balance Control Officer</u>				
Attrition	16	16	12-31-43	4-30-45	Graduates	2,714	2,714	12-31-42	12-31-46
<u>Communication Officers School</u>					Attrition	21	21	12-31-42	12-31-46
Graduates	13,022	13,212	6-30-41	-	<u>Engineering Officer-Other</u>				
Attrition	1,896	1,903	6-30-41		Graduates	12,650	12,778	6-30-42	-
<u>Cryptography Officer</u>					Attrition	836	862	6-30-42	-
Graduates	1,001	1,001	6-30-43	6-30-48	<u>Firefighter and Crash Rescuer</u>				
Attrition	59	59	6-30-43	6-30-48	Graduates	24	41	12-31-46	-
<u>Air Radar Officer</u>					Attrition	2	2	12-31-46	-
Graduates	846	929	12-31-44	-	<u>Helicopter-Rotary Wing Mechanic</u>				
Attrition	302	331	12-31-44		Graduates	5	5	12-31-46	-
<u>Air Radar Officer (MIT)</u>					Attrition	1	1	12-31-46	-
Graduates	432	432	12-31-43	12-31-45	<u>Link Trainer Officer</u>				
Attrition	7	7	12-31-43	12-31-45	Graduates	269	269	6-30-42	6-30-47
<u>Radar Air Intelligence</u>					Attrition	5	5	6-30-42	6-30-47
Graduates	755	755	12-31-43	12-31-45	<u>Navigator-Bombardier</u>				
Attrition	63	63	12-31-43	12-31-45	Radar				
<u>Radar Maintenance Officer</u>					Graduates	990	990	6-30-44	12-31-44
Graduates	276	276	6-30-42	12-31-45	Attrition	24	24	6-30-44	12-31-44
Attrition	13	13	6-30-42	12-31-45	<u>Navigator-Instructor</u>				
<u>Radar Observer Bomb. (BTO) Officer</u>					Radar				
Graduates	8,478	8,478	6-30-44	12-31-45	Graduates	62	62	12-31-44	12-31-44
Attrition	4,071	4,071	6-30-44	12-31-45	Attrition	4	4	12-31-44	12-31-44
<u>Radar Observer N.F. Cadets</u>					<u>Passenger Freight Transportation</u>				
Graduates	865	865	12-31-43	12-31-45	Graduates	53	186	6-30-47	-
Attrition	83	83	12-31-43	12-31-45	Attrition	-	1	6-30-47	-
<u>Radar Officer (ICM)</u>					<u>Photography</u>				
Graduates	535	563	12-31-43	-	Graduates	2,447	2,458	6-30-41	-
Attrition	40	42	12-31-43		Attrition	193	193	6-30-41	-
<u>Radar Officer - Other</u>					<u>Polar Indoctrination</u>				
Graduates	2,546	2,588	6-30-42	-	Graduates	78	78	12-31-47	12-31-47
Attrition	1,115	1,133	6-30-42		Attrition	-	-	12-31-47	12-31-47
					<u>Rescue Arctic</u>				
					Graduates	116	116	12-31-43	12-31-46
					Attrition	41	41	12-31-43	12-31-46
					<u>Squadron Commanders Course</u>				
					Graduates	274	274	6-30-46	6-30-46
					Attrition	6	6	6-30-46	6-30-46

TABLE 124. — STATUS OF TECHNICAL TRAINING, SHOWING INITIAL AND FINAL REPORTING DATE AND ACCUMATIVE DATA ON GRADUATES AND ATTRITION: AS OF 31 DECEMBER 1948, Continued

(Accumulative figures are based on figures reported, 1 July 1939, initial reporting date.)

Course	Accumulative Status as of 6-30-48	Accumulative Status as of 12-31-48	Initial Reporting Date	Final Reporting Date	Course	Accumulative Status as of 6-30-48	Accumulative Status as of 12-31-48	Initial Reporting Date	Final Reporting Date
<u>B-32 Co-pilot</u> . . .					<u>Firefighter and</u> . . .				
Graduates	28	28	12-31-44	4-30-45	<u>Crash Rescueman</u>				
Attrition	131	131	12-31-44	4-30-45	Graduates	576	754	12-31-46	-
<u>Weather Officers</u> . . .					Attrition	69	75	12-31-46	-
School					<u>Intelligence</u>				
Graduates	6,857	7,131	6-30-41	-	Graduates	111	189	12-31-47	-
Attrition	2,058	2,068	6-30-41	-	Attrition	24	32	12-31-47	-
<u>Intelligence Officer</u> . . .					<u>Photography</u>				
Graduates	58	122	12-31-47	-	Graduates	20,179	20,313	12-31-39	-
Attrition	15	38	12-31-47	-	Attrition	4,792	4,813	12-31-39	-
<u>Radar Observer</u>					<u>Radar</u>				
<u>Night Fighter</u>					Graduates	84,939	85,393	6-30-42	-
Graduates	-	-	12-31-48	-	Attrition	16,685	16,999	6-30-42	-
Attrition	-	-	12-31-48	-	<u>Weather</u>				
<u>Atomic Energy</u>					Graduates	25,166	25,608	12-31-39	-
<u>Training</u>					Attrition	9,428	9,538	12-31-39	-
Graduates	-	55	12-31-48	-	<u>Miscellaneous</u>				
Attrition	-	3	12-31-48	-	Graduates	185,699	192,855	12-31-39	-
<u>Enlisted Personnel</u>					Attrition	20,458	31,325	12-31-39	-
<u>Aircraft Maintenance</u>					<u>Atomic Energy Train-</u>				
Graduates	750,497	756,199	12-31-39	-	<u>ing</u>				
Attrition	90,946	91,737	12-31-39	-	Graduates	-	21	12-31-48	-
<u>Armament</u>					Attrition	-	-	12-31-48	-
Graduates	167,615	168,233	12-31-39	-					
Attrition	37,638	37,753	12-31-39	-					
<u>Communications</u>									
Graduates	239,148	241,129	12-31-39	-					
Attrition	132,392	132,879	12-31-39	-					

TABLE 125.-- USAF CIVILIAN EMPLOYEE TRAINING (BY AREA, BY TYPE) COMPLETED IN CONTINENTAL US:
CALENDAR YEAR, 1948

(Rates based on area total number of hours)

Area of Training	Total Number of Man-Hours	On-the-job		Off-the-job	
		Number of Man-Hours	Percent of Total Training in Area	Number of Man-Hours	Percent of Total Training in Area
<u>Total</u>	<u>4,085,959</u>	<u>2,876,741</u>	<u>70.4</u>	<u>1,209,218</u>	<u>29.6</u>
Apprentice	836,939	726,343	86.8	110,596	13.2
Clerical	366,902	175,080	47.7	191,822	52.3
Ground Safety	124,448	35,889	28.8	88,559	71.2
Inspection and Testing	33,824	21,236	62.8	12,588	37.2
Orientation	114,226	10,795	9.5	103,431	90.5
Protective and Personal Services	658,941	477,885	72.5	181,056	27.5
Skilled Trades	1,191,707	1,049,410	88.1	142,297	11.9
Supervision and Management (including Instructor Tng) . .	170,518	19,521	11.4	150,997	88.6
Supply Operations and Procedures	196,485	138,752	70.6	57,733	29.4
Technical, Scientific, and Professional	281,255	176,277	62.7	104,978	37.3
Unskilled and Semi-Skilled . .	110,714	45,553	41.1	65,161	58.9

TABLE 126.-- USAF CIVILIAN EMPLOYEES COMPLETING TRAINING IN CONTINENTAL US: CALENDAR YEAR, 1948

Note:-- The table does not include employees who did not satisfactorily complete training courses, nor does it include employees who were still enrolled in training at the end of calendar year 1948. No completions are shown for Apprentice Training since all persons enrolled in this training were still in training on 31 December 1948.

Area of Training	Number of Course Completions ^{a/}	Percent of Total Completions
<u>Totals</u>	<u>147,648</u>	<u>100.0</u>
Apprentice	-	-
Clerical	9,420	6.4
Ground Safety	26,620	18.0
Inspection and Testing	1,293	0.9
Orientation	33,794	22.9
Protective and Personal Services	12,160	8.2
Skilled Trades	11,954	8.1
Supervision and Management (including Instructor Training) . . .	33,181	22.5
Supply Operations and Procedures	6,661	4.5
Technical, Scientific, and Professional	5,301	3.6
Unskilled and Semi-skilled	7,264	4.9

^{a/} These figures reflect the number of course completions by employees and not the number of individuals completing training. A number of individuals completed more than one course during the year.

Source: Training Division, Directorate, Civilian Personnel, Deputy Chief of Staff-Personnel, USAF, Hq.

TABLE 127.-- CIVILIAN EMPLOYEE TRAINING REPORT, BY COMMAND IN CONTINENTAL US, BY MONTH: JAN THROUGH DEC, 1948

Command and Month	Number Entering Training During Period		Number in Training at end of Period		Number Completing Training During Period		Total Trainee Hours	Command and Month	Number Entering Training During Period		Number in Training at end of Period		Number Completing Training During Period		Total Trainee Hours
	Total	Vet-erans	Total	Vet-erans	Total	Vet-erans			Total	Vet-erans	Total	Vet-erans	Total	Vet-erans	
I Apprentice								II Clerical (continued)							
Air Materiel Command								Tactical Air Command							
Total	1,003	855	6,466	5,607	-	-	836,939	Oct	196	35	4	-	218	39	1,162
Jan	-	-	127	118	-	-	19,022	Nov	101	21	10	2	89	19	1,296
Feb	200	178	326	295	-	-	28,482	Dec	33	7	1	-	38	9	584
Mar	143	120	364	322	-	-	57,892	Air Training Command							
Apr	10	10	386	347	-	-	62,614	Total	688	31	490	63	586	20	18,342
May	-	-	364	326	-	-	55,166	Feb	89	4	92	9	79	2	2,379
Jun	36	33	389	350	-	-	63,349	Mar	164	6	64	8	174	-	1,932
Jul	260	197	641	542	-	-	73,558	Apr	89	-	103	5	10	-	3,264
Aug	103	92	732	616	-	-	81,828	May	137	4	53	6	129	3	2,391
Sep	6	4	729	627	-	-	98,210	Jun	31	1	37	6	58	1	1,340
Oct	2	2	731	622	-	-	97,945	Jul	33	8	37	6	18	7	1,252
Nov	2	2	720	609	-	-	85,135	Aug	12	-	25	7	5	-	1,936
Dec	241	217	957	833	-	-	113,738	Sep	82	4	24	5	79	4	1,472
II Clerical								Oct	22	1	18	5	24	1	1,074
Headquarters Command								Nov	21	3	22	5	7	1	695
Total	503	112	184	47	324	66	3,488	Dec	8	-	15	1	3	1	607
Jan	16	6	16	6	-	-	100	Air Proving Ground							
Feb	16	6	16	6	-	-	140	Total	321	-	513	-	165	-	12,935
Mar	221	62	21	7	205	56	517	Jan	63	-	58	-	-	-	1,194
Apr	16	7	17	7	-	-	92	Feb	10	-	60	-	-	-	670
May	16	7	16	7	-	-	384	Mar	61	-	61	-	60	-	1,830
Jun	14	6	14	6	-	-	544	Apr	61	-	61	-	60	-	1,830
Jul	42	12	13	2	29	10	380	May	-	-	55	-	-	-	1,392
Aug	16	2	16	2	-	-	309	Aug	67	-	66	-	-	-	1,226
Sep	112	2	21	2	90	-	467	Sep	-	-	52	-	-	-	1,356
Oct	24	2	24	2	-	-	284	Oct	58	-	54	-	45	-	1,816
Nov	6	-	6	-	-	-	192	Nov	1	-	46	-	-	-	1,621
Dec	4	-	4	-	-	-	79	Military Air Transport Service							
Strategic Air Command								Total	1,372	510	468	253	805	253	9,064
Total	3,012	174	2,284	132	1,649	72	55,480	Jan	142	92	92	76	22	15	1,078
Jan	334	32	248	7	87	14	6,932	Feb	425	37	11	10	267	27	593
Feb	283	7	149	5	290	8	7,542	Mar	169	82	90	59	79	16	461
Mar	474	11	224	9	329	4	7,495	Apr	161	94	25	2	157	94	739
Apr	369	11	218	15	155	1	5,370	May	100	58	86	55	14	3	1,383
May	236	27	184	23	77	11	4,217	Jun	41	20	16	3	25	17	340
Jun	290	18	178	8	188	15	3,681	Jul	35	11	14	2	21	9	449
Jul	222	32	233	31	80	3	4,560	Aug	27	9	9	1	18	8	677
Aug	207	12	201	9	130	9	3,278	Sep	38	11	13	1	38	11	485
Sep	184	8	170	8	59	5	2,647	Oct	85	29	3	1	85	29	326
Oct	123	5	152	7	93	-	3,911	Nov	86	24	32	-	60	24	1,201
Nov	185	5	194	4	96	2	3,222	Dec	63	43	77	43	19	-	1,332
Dec	105	6	133	6	65	-	2,625	Air Defense Command							
Tactical Air Command								Total	1,766	261	2,012	195	845	57	25,201
Total	1,073	161	410	52	1,004	151	15,066	Jan	43	2	53	2	12	1	2,331
Jan	102	2	115	7	75	2	1,609	Feb	172	22	199	22	21	3	3,997
Feb	26	5	30	2	24	4	1,246	Mar	170	14	288	14	41	2	1,363
Mar	47	6	26	3	33	3	889	Apr	160	12	141	10	19	3	2,675
Apr	176	28	55	7	137	20	1,451	May	117	24	115	23	2	1	1,386
May	143	21	24	7	134	18	1,011	Jun	92	26	120	26	31	2	1,984
Jun	82	15	60	14	75	13	1,467	Jul	134	26	135	27	-	-	3,534
Jul	54	7	19	2	59	9	1,127	Aug	93	77	93	17	14	1	1,713
Aug	31	3	33	4	58	6	1,552	Sep	15	7	26	5	1	-	1,096
Sep	82	11	33	4	64	9	1,672	Oct	90	6	90	6	3	-	1,226
								Nov	664	41	698	42	651	41	2,301
								Dec	16	4	54	1	50	3	1,595

Source: Training Division, Directorate, Civilian Personnel, Deputy Chief of Staff-Personnel, USAF, Hq.

TABLE 127.-- CIVILIAN EMPLOYEE TRAINING REPORT, BY COMMAND IN CONTINENTAL US, BY MONTH:
JAN THROUGH DEC, 1948. Continued

Command and Month	Number Entering Training During Period		Number in Training at end of Period		Number Completing Training During Period		Total Trained hours	Command and Month	Number Entering Training During Period		Number in Training at end of Period		Number Completing Training During Period		Total Trainee Hours
	Total	Vet-erans	Total	Vet-erans	Total	Vet-erans			Total	Vet-erans	Total	Vet-erans	Total	Vet-erans	
V Orientation (continued)								V Orientation (continued)							
Strategic Air Command (continued)								Air Materiel Command							
Oct	120	31	48	11	85	20	298	Total	25,153	12,967	1,309	4	23,340	12,955	93,013
Nov	131	54	19	6	131	54	288	Jan	3,456	2,089	-	-	3,456	2,089	7,476
Dec	216	97	59	18	175	79	435	Feb	1,574	977	-	-	1,574	977	6,371
Tactical Air Command								Mar	1,715	945	-	-	1,715	945	7,345
Total	1,785	848	64	28	1,739	832	2,206	Apr	2,915	1,250	630	-	2,415	1,250	10,227
Jan	205	106	27	11	167	95	295	May	2,109	722	-	-	1,589	722	8,312
Feb	223	114	5	4	221	112	276	Jun	2,207	903	650	-	1,717	903	8,159
Mar	425	214	-	-	425	214	334	Jul	2,216	1,168	-	-	1,927	1,159	8,612
Apr	83	41	24	10	81	41	177	Aug	1,909	1,141	-	-	1,909	1,141	6,817
May	144	75	-	-	144	75	237	Sep	1,885	1,015	-	-	1,885	1,015	7,734
Jun	354	147	-	-	354	147	194	Oct	2,278	1,233	1	-	2,277	1,233	10,291
Jul	57	23	-	-	57	23	172	Nov	1,526	736	19	4	1,522	736	6,301
Aug	116	54	8	3	116	54	77	Dec	1,363	788	9	-	1,354	785	5,568
Sep	92	44	-	-	84	40	172	Air University							
Oct	59	19	-	-	63	20	224	Total	111	32	-	-	111	32	398
Nov	27	11	-	-	27	11	48	May	47	10	-	-	47	10	184
Air Training Command								Oct	53	16	-	-	53	16	172
Total	2,747	969	271	55	2,809	977	7,796	Dec	11	6	-	-	11	6	42
Mar	153	44	-	-	153	44	422	VI Protective and Personal Services							
Apr	149	41	-	-	149	41	396	Headquarters Command							
May	483	164	17	6	483	158	1,120	Total	770	1	746	1	36	-	12,868
Jun	640	180	49	2	633	178	1,748	Jan	70	-	69	-	-	-	2,714
Jul	195	81	59	8	211	84	666	Feb	78	-	52	-	25	-	757
Aug	172	88	44	13	189	91	662	Mar	69	-	69	-	-	-	2,074
Sep	243	93	84	23	261	98	927	Apr	69	-	67	-	11	-	1,531
Oct	176	62	-	-	194	67	446	May	58	-	58	-	-	-	747
Nov	205	92	18	3	205	92	621	Jun	58	-	63	-	-	-	749
Dec	331	124	-	-	331	124	788	Jul	50	-	50	-	-	-	247
Military Air Transport Service								Aug	60	1	60	1	-	-	562
Total	1,057	495	208	102	1,026	459	2,441	Sep	83	-	83	-	-	-	822
Jan	116	63	62	20	116	63	340	Oct	55	-	55	-	-	-	1,596
Feb	82	56	-	-	82	56	195	Nov	60	-	60	-	-	-	509
Mar	5	3	5	3	-	-	363	Dec	60	-	60	-	-	-	560
Apr	122	72	60	16	122	72	430	Strategic Air Command							
May	52	39	52	39	-	-	13	Total	2,445	191	6,678	535	476	6	156,235
Jun	54	40	-	-	54	40	110	Jan	87	9	572	63	60	1	8,226
Jul	557	180	-	-	557	180	639	Feb	179	7	677	26	3	-	16,926
Sep	2	1	-	-	2	1	10	Mar	101	10	587	30	17	-	18,357
Oct	33	25	29	24	59	31	236	Apr	334	12	486	34	52	-	17,450
Nov	14	-	-	-	14	-	61	May	225	5	443	27	-	-	5,302
Dec	20	16	-	-	20	16	44	Jun	414	15	768	30	254	2	8,676
Air Defense Command								Jul	248	72	450	89	31	2	12,316
Total	1,860	841	156	56	1,752	810	2,239	Aug	193	12	807	32	2	-	12,659
Jan	137	55	-	-	137	59	166	Sep	194	12	511	32	31	-	11,391
Feb	149	72	-	-	149	72	205	Oct	163	15	365	49	12	-	9,872
Mar	170	66	-	-	170	66	156	Nov	158	12	472	76	13	-	14,793
Apr	268	139	-	-	268	139	228	Dec	149	10	540	47	1	1	20,267
May	236	134	32	20	204	114	269	Tactical Air Command							
Jun	239	112	21	9	218	103	322	Total	101	78	159	144	197	167	5,446
Jul	195	88	45	9	191	94	263	Jan	8	6	48	45	42	38	3,065
Aug	134	44	27	6	107	38	95	Feb	5	4	22	20	26	23	451
Sep	90	32	24	9	66	23	1,096								
Oct	118	49	-	-	118	49	237								
Nov	74	34	-	-	74	34	90								
Dec	50	16	7	3	50	19	112								

TABLE 127.-- CIVILIAN EMPLOYEE TRAINING REPORT, BY COMMAND IN CONTINENTAL US, BY MONTH: JAN THROUGH DEC, 1948. Continued

Command and Month	Number Entering Training During Period		Number in Training at end of Period		Number Completing Training During Period		Total Trainee Hours	Command and Month	Number Entering Training During Period		Number in Training at end of Period		Number Completing Training During Period		Total Trainee Hours
	Total	Vet-erans	Total	Vet-erans	Total	Vet-erans			Total	Vet-erans	Total	Vet-erans	Total	Vet-erans	
VI Protective and Personal Services (cont'd)								VI Protective and Personal Services (cont'd)							
<u>Tactical Air Command (continued)</u>								<u>Air Materiel Command</u>							
Mar	5	4	19	18	24	22	453	Total	9,453	4,381	6,011	2,810	5,945	3,129	112,942
Apr	-	-	22	20	22	20	448	Jan	386	154	717	385	102	10	8,793
May	27	23	21	19	27	23	297	Feb	753	337	415	176	545	238	10,434
Jun	27	23	22	20	27	23	247	Mar	545	326	364	200	386	245	7,144
Jul	9	6	3	2	9	6	173	Apr	499	196	577	174	243	130	7,864
Aug	5	3	-	-	5	3	86	May	451	207	542	234	153	79	10,154
Sep	5	3	-	-	5	3	72	Jun	673	315	602	255	404	171	11,846
Oct	5	3	2	-	5	3	97	Jul	782	432	601	322	434	254	11,455
Nov	5	3	-	-	5	3	57	Aug	896	390	347	169	720	310	9,108
								Sep	1,913	748	627	281	1,149	629	15,230
								Oct	1,729	901	415	223	1,277	819	9,392
								Nov	552	250	487	246	336	149	6,671
								Dec	274	125	317	145	196	95	4,851
<u>Air Training Command</u>								<u>Air University</u>							
Total	3,390	488	5,679	1,487	1,673	3	43,582	Total	307	65	1,248	193	100	20	43,682
Feb	90	19	434	103	13	2	11,940	Jan	-	-	76	15	-	-	4,260
Mar	127	38	506	125	-	-	11,813	Feb	4	-	122	15	-	-	4,864
Apr	210	133	74	135	-	-	13,081	Mar	-	-	119	15	-	-	5,153
May	164	30	487	91	4	1	13,241	Apr	6	-	117	15	-	-	4,810
Jun	338	115	716	186	-	-	14,098	May	10	4	124	19	-	-	4,948
Jul	160	38	623	146	39	-	18,342	Jun	12	-	112	7	24	4	5,038
Aug	947	30	570	128	721	-	14,746	Jul	2	-	114	15	-	-	4,802
Sep	646	37	596	163	511	-	12,757	Aug	13	-	119	15	-	-	4,849
Oct	72	15	555	133	1	-	10,276	Sep	56	7	86	15	23	-	2,105
Nov	546	14	623	118	384	-	11,662	Oct	101	23	91	15	53	16	1,672
Dec	90	19	495	159	-	-	11,626	Nov	83	18	89	26	-	-	721
								Dec	20	13	79	21	-	-	460
<u>Air Proving Ground</u>								<u>VII Skilled Trades and Crafts</u>							
Total	-	-	62	-	-	-	3,716	Total	2,760	994	2,642	941	20	-	63,891
Jan	-	-	31	-	-	-	1,974	<u>Headquarters Command</u>							
Feb	-	-	31	-	-	-	1,742	Total	2,760	994	2,642	941	20	-	63,891
<u>Military Air Transport Service</u>								<u>Strategic Air Command</u>							
Total	125	37	73	15	72	22	2,819	Total	8,292	1,018	6,463	1,432	2,326	321	60,331
Feb	9	8	9	8	-	-	180	Jan	726	20	401	60	413	6	5,501
May	18	6	18	6	-	-	18	Feb	512	11	442	70	31	200	4,341
Jun	1	1	-	-	1	1	8	Mar	1,252	44	1,058	35	269	8	7,860
Jul	2	1	-	-	2	1	13	Apr	1,638	81	1,260	75	455	12	6,088
Aug	8	5	-	-	8	5	13	May	1,537	77	1,043	185	435	11	5,574
Sep	11	7	-	-	11	7	21	Jun	546	65	401	111	300	10	5,496
Oct	18	8	-	-	18	8	62	Jul	525	309	352	372	92	14	5,260
Nov	14	-	-	-	14	-	61	Aug	437	109	504	132	56	14	9,855
Dec	44	1	46	1	18	-	2,443								
<u>Air Defense Command</u>															
Total	6,167	1,089	5,159	1,489	3,661	38	177,651								
Jan	170	73	410	119	19	-	14,491								
Feb	537	139	531	169	188	-	14,002								
Mar	3,686	119	556	170	3,374	-	17,826								
Apr	171	89	323	106	-	1	12,381								
May	281	89	465	133	2	2	15,571								
Jun	255	120	459	141	28	28	16,877								
Jul	216	92	497	142	38	-	15,857								
Aug	197	80	492	158	3	-	16,380								
Sep	140	72	325	51	2	1	13,810								
Oct	186	72	397	101	3	3	13,836								
Nov	185	71	384	99	2	2	11,902								
Dec	143	73	320	100	2	1	14,718								

TABLE 127.-- CIVILIAN EMPLOYEE TRAINING REPORT, BY COMMAND IN CONTINENTAL US, BY MONTH:
JAN THROUGH DEC, 1948. Continued

Command and Month	Number Entering Training During Period		Number in Training at end of Period		Number Completing Training During Period		Total Trainee Hours	Command and Month	Number Entering Training During Period		Number in Training at end of Period		Number Completing Training During Period		Total Trainee Hours	
	Total	Vet-erans	Total	Vet-erans	Total	Vet-erans			Total	Vet-erans	Total	Vet-erans	Total	Vet-erans		
VII Skilled Trades and Crafts (contd)								VII Skilled Trades and Crafts (contd)								
<u>Strategic Air Command (continued)</u>								<u>Air Defense Command (continued)</u>								
Sep	294	69	316	115	63	16	3,513	Sep	17	10	95	28	44	7	998	
Oct	349	117	291	114	109	22	3,748	Oct	35	6	153	64	30	2	1,886	
Nov	436	116	395	163	103	8	3,095	Nov	189	29	254	76	97	18	5,568	
								Dec	106	55	255	61	80	52	7,096	
<u>Tactical Air Command</u>								<u>Air Materiel Command</u>								
<u>Total</u>	<u>958</u>	<u>745</u>	<u>856</u>	<u>588</u>	<u>933</u>	<u>695</u>	<u>41,471</u>	<u>Total</u>	<u>6,635</u>	<u>3,031</u>	<u>31,269</u>	<u>14,277</u>	<u>3,780</u>	<u>1,731</u>	<u>831,752</u>	
Jan	35	25	111	59	25	18	4,729	Jan	568	221	2,375	1,172	375	167	63,952	
Feb	65	52	102	56	63	50	4,106	Feb	612	314	2,509	1,322	187	59	64,718	
Mar	66	47	128	76	60	41	3,061	Mar	588	359	2,448	1,212	236	89	70,894	
Apr	41	30	72	56	33	9	2,582	Apr	666	362	2,395	1,316	318	129	63,725	
May	107	82	66	52	93	68	2,972	May	794	217	2,867	1,296	437	165	77,541	
Jun	122	103	98	84	101	80	4,223	Jun	657	198	2,528	1,159	346	127	68,178	
Jul	110	76	33	29	148	109	3,768	Jul	502	216	2,650	1,370	309	105	66,295	
Aug	162	124	52	42	148	112	4,328	Aug	602	238	2,606	1,281	377	158	68,280	
Sep	72	61	39	25	54	49	3,232	Sep	456	213	2,622	1,026	453	270	64,094	
Oct	78	70	59	44	72	65	3,257	Oct	537	304	3,206	927	195	90	83,001	
Nov	88	67	70	46	90	64	3,656	Nov	377	227	2,664	1,123	265	151	71,052	
Dec	12	8	26	19	46	30	1,357	Dec	274	157	2,379	1,065	282	221	70,022	
<u>Air Training Command</u>								<u>Air University</u>								
<u>Total</u>	<u>2,248</u>	<u>1,093</u>	<u>4,978</u>	<u>2,294</u>	<u>1,266</u>	<u>628</u>	<u>67,400</u>	<u>Total</u>	<u>56</u>	<u>6</u>	<u>88</u>	<u>-</u>	<u>53</u>	<u>12</u>	<u>16,627</u>	
Feb	248	117	462	201	131	95	6,286	Jan	-	-	13	-	-	-	1,396	
Mar	351	94	545	194	112	53	6,793	Feb	3	-	13	-	-	-	1,500	
Apr	260	112	491	234	121	52	9,258	Mar	-	-	9	-	5	-	2,080	
May	339	168	507	252	135	76	5,496	Apr	-	-	8	-	-	-	1,126	
Jun	202	70	459	223	140	53	6,562	May	-	-	7	-	-	-	1,004	
Jul	140	37	453	224	104	31	5,355	Jun	-	-	-	-	4	-	504	
Aug	186	76	604	263	125	51	7,214	Jul	43	6	2	-	43	6	900	
Sep	140	75	406	212	101	53	5,318	Aug	1	-	3	-	-	-	488	
Oct	116	207	331	152	94	50	4,769	Sep	1	-	4	-	-	-	512	
Nov	138	68	389	197	99	49	4,930	Oct	1	-	3	-	1	-	448	
Dec	128	69	331	162	104	65	5,099	Nov	6	-	12	-	-	6	4,837	
								Dec	1	-	13	-	-	-	1,832	
<u>Air Proving Ground</u>								<u>VIII Supervision and Management (Incl. Instr. Trng.)</u>								
<u>Total</u>	<u>10</u>	<u>3</u>	<u>361</u>	<u>48</u>	<u>110</u>	<u>5</u>	<u>10,392</u>	<u>Headquarters Command</u>	<u>Total</u>	<u>714</u>	<u>142</u>	<u>633</u>	<u>105</u>	<u>81</u>	<u>7</u>	<u>5,204</u>
Jan	7	-	111	10	-	-	2,592	Jan	58	17	43	10	15	7	677	
Feb	1	1	111	11	-	-	2,821	Feb	57	8	38	8	19	-	540	
Mar	1	1	50	10	45	-	4,420	Mar	49	6	49	6	-	-	148	
Apr	1	1	50	10	45	-	1,429	Apr	66	14	66	14	-	-	720	
May	-	-	39	7	20	5	2,121	May	123	30	83	-	35	-	658	
<u>Military Air Transport Service</u>								<u>Strategic Air Command</u>								
<u>Total</u>	<u>8,502</u>	<u>6,119</u>	<u>5,636</u>	<u>4,204</u>	<u>2,974</u>	<u>2,026</u>	<u>43,050</u>	<u>Total</u>	<u>3,872</u>	<u>843</u>	<u>1,560</u>	<u>546</u>	<u>2,966</u>	<u>684</u>	<u>20,480</u>	
Jan	940	511	759	480	158	87	6,999	Jan	148	32	116	23	66	11	2,088	
Feb	797	493	234	157	587	354	5,902	Feb	205	9	114	7	201	24	2,639	
Mar	1,371	989	1,299	958	82	46	4,940	Mar	1,266	240	89	21	1,164	209	3,422	
Apr	714	438	641	416	76	22	3,559	Apr	635	208	81	13	629	208	2,521	
May	2,080	1,814	2,047	1,770	33	13	4,663	May	131	7	176	26	34	-	1,616	
Jun	649	462	91	59	568	403	3,446	Jun	394	23	280	192	67	5	1,733	
Jul	375	263	75	46	300	244	2,529	Jul	68	22	81	33	30	2	1,508	
Aug	25	17	25	17	-	-	514	Aug	144	32	113	33	100	9	973	
Sep	325	263	33	24	292	239	1,630	Sep	417	98	170	29	349	79	1,355	
Oct	505	352	87	63	418	289	3,288	Oct	338	137	247	132	274	126	1,688	
Nov	495	366	101	62	437	319	3,794	Nov	99	29	76	23	49	11	446	
Dec	226	151	244	152	23	10	1,386	Dec	27	6	17	14	3	-	491	
<u>Air Defense Command</u>								<u>Air Materiel Command</u>								
<u>Total</u>	<u>1,371</u>	<u>571</u>	<u>3,091</u>	<u>899</u>	<u>492</u>	<u>119</u>	<u>57,093</u>	<u>Total</u>	<u>3,872</u>	<u>843</u>	<u>1,560</u>	<u>546</u>	<u>2,966</u>	<u>684</u>	<u>20,480</u>	
Jan	62	6	221	21	9	6	3,266	Jan	148	32	116	23	66	11	2,088	
Feb	179	91	405	108	9	2	7,462	Feb	205	9	114	7	201	24	2,639	
Mar	260	118	498	152	47	1	9,725	Mar	1,266	240	89	21	1,164	209	3,422	
Apr	232	102	275	119	8	6	3,568	Apr	635	208	81	13	629	208	2,521	
May	84	28	292	71	79	2	5,718	May	131	7	176	26	34	-	1,616	
Jun	60	23	239	61	37	12	4,591	Jun	394	23	280	192	67	5	1,733	
Jul	31	9	171	34	23	5	2,385	Jul	68	22	81	33	30	2	1,508	
Aug	116	94	233	104	29	6	4,830	Aug	144	32	113	33	100	9	973	

TABLE 127--- CIVILIAN EMPLOYEE TRAINING REPORT, BY COMMAND IN CONTINENTAL US, BY MONTH:
JAN THROUGH DEC, 1948. Continued

Command and Month	Number Entering Training During Period		Number in Training at end of Period		Number Completing Training During Period		Total Trainee Hours	Command and Month	Number Entering Training During Period		Number in Training at end of Period		Number Completing Training During Period		Total Trainee Hours
	Total	Vet-erans	Total	Vet-erans	Total	Vet-erans			Total	Vet-erans	Total	Vet-erans	Total	Vet-erans	
VIII Supervision and Management(Incl.Instr.Trng.)(cont'd)								VIII Supervision and Management(Incl.Instr.Trng.)(cont'd)							
<u>Tactical Air Command</u>								<u>Air Defense Command (continued)</u>							
<u>Total</u>	<u>2,432</u>	<u>773</u>	<u>603</u>	<u>257</u>	<u>2,266</u>	<u>721</u>	<u>7,572</u>	Feb	50	5	13	4	36	1	461
Jan	58	13	74	35	44	8	352	Mar	519	181	-	-	518	181	1,525
Feb	75	12	15	5	80	25	847	Apr	110	17	7	3	103	14	160
Mar	761	230	149	59	744	206	1,825	May	8	3	8	3	-	-	170
Apr	534	253	105	50	496	236	1,676	Jun	264	118	5	1	259	117	688
May	92	28	61	27	39	22	611	Jul	240	136	3	3	233	133	885
Jun	83	34	62	25	68	30	578	Aug	31	7	7	5	27	2	1,029
Jul	47	27	49	22	28	17	136	Sep	16	1	16	1	-	-	230
Aug	212	25	20	10	221	32	212	Oct	24	7	9	5	15	-	357
Sep	467	119	10	3	462	119	925	Nov	-	-	1	-	1	-	26
Oct	37	14	16	6	21	8	102	Dec	1	1	1	1	1	-	178
Nov	55	16	26	9	52	16	238	<u>Air Materiel Command</u>							
Dec	11	2	16	6	11	2	70	<u>Total</u>	<u>25,387</u>	<u>9,247</u>	<u>5,537</u>	<u>1,659</u>	<u>23,035</u>	<u>8,787</u>	<u>102,555</u>
<u>Air Training Command</u>								Jan	1,503	491	449	136	1,361	448	4,981
<u>Total</u>	<u>2,222</u>	<u>613</u>	<u>1,060</u>	<u>400</u>	<u>1,927</u>	<u>505</u>	<u>12,739</u>	Feb	879	343	606	200	590	200	5,815
Feb	186	93	120	48	115	60	1,952	Mar	12,606	4,882	1,028	267	12,197	4,867	28,145
Mar	1,482	325	59	21	1,454	315	3,597	Apr	2,094	778	947	212	1,754	682	8,170
Apr	76	37	71	25	60	33	635	May	555	165	425	128	496	185	4,727
May	45	17	88	31	-	-	739	Jun	1,335	425	516	207	1,106	331	9,387
Jun	58	27	118	45	12	6	945	Jul	1,149	391	247	117	1,100	358	8,941
Jul	14	3	95	33	32	15	1,294	Aug	563	206	229	93	505	197	4,688
Aug	36	18	126	47	-	-	779	Sep	2,647	1,023	309	88	2,537	1,013	10,179
Sep	37	12	107	44	36	11	567	Oct	81	34	233	44	89	47	3,660
Oct	228	70	123	44	184	64	1,248	Nov	1,173	407	548	167	988	357	9,853
Nov	20	2	94	36	-	-	579	Dec	802	102	-	-	312	102	4,009
Dec	40	9	59	26	34	1	404	<u>Air University</u>							
<u>Air Proving Ground</u>								<u>Total</u>	<u>615</u>	<u>93</u>	<u>285</u>	<u>25</u>	<u>460</u>	<u>67</u>	<u>6,109</u>
<u>Total</u>	<u>217</u>	<u>141</u>	<u>91</u>	<u>23</u>	<u>230</u>	<u>138</u>	<u>1,168</u>	Jan	40	2	34	-	38	2	674
Jan	10	-	10	-	-	-	164	Feb	20	2	18	-	32	-	896
Feb	6	1	16	1	-	-	196	Mar	147	36	36	-	117	36	1,134
Mar	84	65	12	4	88	63	140	Apr	125	1	33	-	78	1	452
Apr	84	65	12	4	88	63	140	May	20	1	32	-	32	1	536
May	6	2	26	12	27	4	238	Jun	25	-	19	-	24	-	570
Aug	12	6	-	-	12	6	24	Jul	21	-	20	-	17	-	494
Sep	15	2	15	2	-	-	154	Aug	21	-	-	-	19	-	270
Oct	-	-	-	-	15	2	112	Sep	84	26	16	-	60	26	558
<u>Military Air Transport Service</u>								Oct	43	-	-	-	43	1	158
<u>Total</u>	<u>1,585</u>	<u>759</u>	<u>632</u>	<u>383</u>	<u>1,023</u>	<u>408</u>	<u>8,918</u>	Nov	40	12	40	12	-	-	37
Jan	99	64	97	61	2	1	604	Dec	19	13	37	13	-	-	230
Feb	167	78	61	18	121	64	1,160	IX Supply Operations and Procedures							
Mar	461	137	74	42	397	95	1,252	<u>Headquarters Command</u>							
Apr	111	55	91	45	40	10	429	<u>Total</u>	<u>726</u>	<u>64</u>	<u>711</u>	<u>65</u>	<u>8</u>	<u>1</u>	<u>3,150</u>
May	117	71	116	71	1	-	503	Jan	47	3	37	1	6	1	247
Jun	132	78	37	12	95	66	716	Feb	41	1	39	1	1	-	262
Jul	97	56	4	1	93	55	609	Mar	39	1	36	1	1	-	244
Aug	91	36	34	6	56	30	782	Apr	40	2	39	2	-	-	222
Sep	81	37	25	5	56	32	755	May	47	4	49	5	-	-	199
Oct	95	49	3	-	94	49	544	Jun	49	5	48	5	-	-	272
Nov	68	53	30	82	53	-	885	Jul	58	5	60	5	-	-	223
Dec	66	45	60	40	25	6	679	Aug	71	8	69	8	-	-	411
<u>Air Defense Command</u>								Sep	78	5	78	7	-	-	197
<u>Total</u>	<u>1,268</u>	<u>478</u>	<u>75</u>	<u>28</u>	<u>1,193</u>	<u>448</u>	<u>5,772</u>	Oct	89	11	89	11	-	-	296
Jan	5	2	5	2	-	-	64	Nov	84	10	84	10	-	-	295
								Dec	83	9	83	9	-	-	322

TABLE 127.-- CIVILIAN EMPLOYEE TRAINING REPORT, BY COMMAND IN CONTINENTAL US, BY MONTH: JAN THROUGH DEC, 1948. Continued

Command and Month	Number Entering Training During Period		Number in Training at end of Period		Number Completing Training During Period		Total Trainee Hours	Command and Month	Number Entering Training During Period		Number in Training at end of Period		Number Completing Training During Period		Total Trainee Hours
	Total	Vet-erans	Total	Vet-erans	Total	Vet-erans			Total	Vet-erans	Total	Vet-erans	Total	Vet-erans	
IX Supply Operations and Procedures (cont'd)								IX Supply Operations and Procedures (cont'd)							
<u>Strategic Air Command</u>								<u>Air Defense Command</u>							
Total	1,619	735	1,400	255	357	76	19,933	Total	499	226	478	221	194	64	12,596
Jan	82	2	99	2	11	-	1,394	Jan	17	2	77	31	-	-	574
Feb	131	17	99	18	79	1	2,255	Feb	119	46	120	46	-	-	1,180
Mar	75	23	89	11	12	3	1,707	Mar	47	21	51	18	80	24	1,518
Apr	65	5	68	6	11	2	1,384	Apr	45	31	49	30	1	1	1,671
May	195	27	217	24	41	8	1,607	May	50	33	48	28	5	4	1,736
Jun	278	330	245	4	56	27	2,116	Jun	48	24	44	27	10	2	1,707
Jul	217	261	87	139	34	9	1,272	Jul	54	26	33	15	25	3	1,231
Aug	116	2	132	1	2	1	827	Aug	33	8	3	2	13	7	1,216
Sep	97	9	113	9	17	4	1,250	Sep	23	14	25	12	1	1	416
Oct	150	27	152	26	7	1	2,014	Oct	12	6	1	-	13	8	312
Nov	125	22	68	6	86	20	2,230	Nov	7	4	1	1	6	3	166
Dec	88	10	31	9	1	-	1,877	Dec	44	11	26	11	40	11	869
<u>Tactical Air Command</u>								<u>Air Materiel Command</u>							
Total	612	224	567	198	430	136	12,116	Total	6,977	2,135	8,444	2,748	4,403	1,435	110,712
Jan	19	12	73	21	6	5	889	Jan	408	179	509	209	326	175	5,076
Feb	42	14	65	19	9	1	780	Feb	279	58	623	271	273	31	5,770
Mar	33	15	44	11	31	13	937	Mar	427	104	978	383	114	33	7,100
Apr	66	30	70	28	25	8	984	Apr	336	99	1,169	367	261	53	10,968
May	111	38	63	26	68	10	1,434	May	358	101	925	382	159	50	9,921
Jun	62	27	52	19	71	34	790	Jun	1,344	557	890	375	448	195	11,250
Jul	63	22	33	19	75	25	1,888	Jul	1,343	452	566	164	1,134	433	14,713
Aug	55	20	38	17	51	17	1,458	Aug	197	40	362	70	265	90	12,056
Sep	70	23	54	18	35	9	1,016	Sep	161	2	560	131	188	26	7,341
Oct	30	9	44	9	14	5	239	Oct	675	163	515	96	398	106	10,178
Nov	50	12	28	11	35	6	1,399	Nov	1,101	261	757	176	541	135	10,440
Dec	9	2	3	-	10	3	302	Dec	348	101	590	124	296	108	5,899
<u>Air Training Command</u>								<u>Air University</u>							
Total	831	239	1,628	477	501	143	25,976	Total	8	2	150	2	4	2	1,342
Mar	114	14	97	13	86	7	3,324	Jan	4	-	54	2	-	-	430
Apr	35	6	137	18	5	1	2,714	Feb	-	-	12	-	-	-	96
May	102	29	80	27	61	13	4,340	Mar	-	-	12	-	-	-	96
Jun	82	22	131	43	65	13	2,728	Apr	-	-	12	-	-	-	96
Jul	78	28	95	23	56	24	1,905	May	-	-	12	-	-	-	96
Aug	186	76	604	263	125	51	7,214	Jun	-	-	12	-	-	-	96
Sep	86	27	130	21	20	15	932	Jul	-	-	12	-	-	-	96
Oct	10	2	89	17	10	2	518	Aug	-	-	12	-	-	-	96
Nov	112	29	134	25	66	16	1,472	Sep	-	-	12	-	-	-	96
Dec	26	6	131	27	7	1	1,129	Nov	4	2	-	-	4	2	144
<u>Military Air Transport Service</u>								<u>X Technical, Scientific, and Professional</u>							
Total	1,276	420	561	161	764	334	10,620	<u>Strategic Air Command</u>							
Jan	112	41	49	18	44	16	1,246	Total	633	295	796	440	504	251	103,805
Feb	144	26	30	6	144	26	1,515	Jan	33	8	14	8	33	7	2,044
Mar	168	26	168	26	14	12	1,790	Feb	7	1	13	8	8	1	1,332
Apr	113	12	100	12	22	3	911	Mar	28	8	36	13	4	3	1,926
May	127	25	127	25	-	-	775	Apr	130	84	95	59	62	38	14,389
Jun	130	68	12	3	130	68	1,014	May	54	16	79	39	70	36	12,286
Jul	141	92	7	3	141	92	1,091	Jun	63	20	-	-	62	20	1,021
Aug	139	84	6	2	140	85	759	Jul	56	33	61	40	52	32	8,154
Sep	57	3	7	2	56	5	595	Aug	44	33	73	52	43	23	10,993
Oct	40	5	3	52	7	-	307	Sep	42	17	74	43	41	26	10,167
Nov	64	27	9	1	64	26	427	Oct	86	45	115	66	45	22	13,119
Dec	41	11	43	11	2	1	190	Nov	54	19	115	59	56	27	15,042
								Dec	36	11	121	53	26	16	13,332

TABLE 127.-- CIVILIAN EMPLOYEE TRAINING REPORT, BY COMMAND IN CONTINENTAL US, BY MONTH: JAN THROUGH DEC, 1948. Continued

Command and Month	Number Entering Training During Period		Number in Training at end of Period		Number Completing Training During Period		Total Trainees Hours	Command and Month	Number Entering Training During Period		Number in Training at end of Period		Number Completing Training During Period		Total Trainees Hours
	Total	Vet-erans	Total	Vet-erans	Total	Vet-erans			Total	Vet-erans	Total	Vet-erans	Total	Vet-erans	
I Technical, Scientific, and Professional (cont'd)								XI Manual, Unskilled and Semiskilled							
<u>Tactical Air Command</u>								<u>Strategic Air Command</u>							
Total	17	13	15	14	9	8	1,688	Total	810	522	663	454	184	84	6,474
Jan	2	2	2	2	-	-	164	Jan	32	8	24	4	8	4	261
Jul	2	2	2	2	-	-	288	Feb	7	1	3	-	8	5	522
Aug	2	2	2	2	-	-	368	Mar	20	12	17	9	4	3	254
Sep	2	1	2	1	-	-	128	Apr	99	65	77	55	22	10	509
Oct	-	-	3	3	1	-	307	May	43	25	6	6	38	19	224
Nov	9	6	4	4	8	5	433	Jun	58	36	31	23	28	15	1,076
<u>Air Training Command</u>								<u>Tactical Air Command</u>							
Total	3,933	1,550	1,652	424	2,229	1,518	96,803	Total	180	102	165	96	121	78	13,143
Mar	394	196	379	79	217	154	14,226	May	22	15	6	3	16	12	1,559
Apr	414	183	390	77	268	155	13,944	Jun	31	14	29	12	13	13	2,612
May	421	180	421	89	221	348	16,550	Jul	25	10	-	-	25	10	1,760
Jun	1,239	137	125	31	308	116	23,447	Aug	26	14	6	2	20	13	1,659
Jul	218	126	25	10	217	120	4,497	Sep	49	29	42	26	7	3	2,130
Aug	232	135	52	26	190	112	5,949	Oct	11	7	43	22	5	3	1,769
Sep	193	123	4	2	201	126	3,421	Nov	11	9	24	18	16	8	939
Oct	281	159	85	39	196	120	4,653	Dec	5	4	15	13	19	16	715
Nov	285	164	95	41	207	130	5,810	<u>Air Training Command</u>							
Dec	256	147	76	30	204	131	4,306	Total	398	196	69	12	370	177	1,765
<u>Military Air Transport Service</u>								<u>Air Proving Ground</u>							
Total	13	4	13	4	12	4	123	Total	65	-	16	-	60	-	5,542
Jan	3	2	3	2	3	2	72	Jan	45	-	16	-	29	-	2,706
Aug	1	-	1	-	-	-	9	Feb	20	-	-	-	31	-	2,836
Sep	5	-	5	-	5	-	25	<u>Military Air Transport Service</u>							
Oct	4	2	4	2	4	2	17	Total	517	285	135	46	397	223	4,921
<u>Air Defense Command</u>								<u>Jan</u>							
Total	46	23	39	18	9	5	4,650	Feb	20	4	16	2	7	3	537
Feb	1	1	1	1	-	-	112	Feb	53	28	16	11	40	19	639
Mar	2	1	-	-	2	1	160	Mar	14	7	23	7	1	1	336
Apr	6	3	3	2	3	1	489	Apr	28	9	23	6	5	3	248
May	1	1	-	-	1	1	80	May	23	2	23	2	-	-	316
Jun	3	1	3	1	-	-	224	Jun	36	7	-	-	36	7	403
Jul	8	5	8	5	-	-	800	Jul	12	2	-	-	12	2	113
Aug	5	2	5	2	-	-	361	Aug	62	22	-	-	62	22	489
Sep	8	5	8	5	-	-	912	Sep	74	48	8	2	66	46	465
Oct	4	1	4	1	-	-	328	Oct	80	57	3	1	76	56	474
Nov	6	2	7	1	1	1	840	Nov	73	68	-	-	73	50	319
Dec	2	1	-	-	2	1	344	Dec	42	31	23	15	19	14	582
<u>Air Materiel Command</u>								<u>Military Air Transport Service</u>							
Total	3,005	1,135	5,834	2,493	2,538	994	74,186	Total	517	285	135	46	397	223	4,921
Jan	408	179	509	209	326	175	5,076	Jan	20	4	16	2	7	3	537
Feb	197	104	721	308	14	8	6,421	Feb	53	28	16	11	40	19	639
Mar	141	4	465	170	318	105	7,366	Mar	14	7	23	7	1	1	336
Apr	569	141	620	248	302	34	6,609	Apr	28	9	23	6	5	3	248
May	52	18	500	206	110	52	6,134	May	23	2	23	2	-	-	316
Jun	555	306	350	152	687	337	8,261	Jun	36	7	-	-	36	7	403
Jul	113	12	284	135	80	11	4,744	Jul	12	2	-	-	12	2	113
Aug	37	2	229	117	61	-	3,935	Aug	62	22	-	-	62	22	489
Sep	330	135	348	144	187	96	2,480	Sep	74	48	8	2	66	46	465
Oct	451	202	758	325	10	2	9,410	Oct	80	57	3	1	76	56	474
Nov	82	29	742	328	42	8	8,652	Nov	73	68	-	-	73	50	319
Dec	70	3	308	151	401	166	5,098	Dec	42	31	23	15	19	14	582

PART IV

GROUND SAFETY



This section on Ground Safety has been developed from the two tables - "Accidents Incident to Ground Operations in Continental US" page 67 and "Motor Vehicle Accidents in Continental US, By Command" page 260 as published in "USAF Statistical Digest, 1947". Table 46:--page 67 (1947 Digest) compares with Table 130 "Injuries to USAF Military Personnel and Civilian Personnel Arising from Ground Operations in Continental US and Overseas: By Quarters, 1948", found in this publication but the latter carries additional information such as "Non-Disabling Injuries" and "Man Days Lost". Table 149:--page 260 (1947 Digest) and Table 133:--"USAF Motor Vehicle Accidents - Damage Cost and Loss of Use - By Command in Continental US and Overseas: By Quarters, 1948" of this publication are based on the same principle but are presented in two entirely different manners. (The Overseas part of the latter table is new information.)

Contents of Part IV, (1948 Statistical Digest) covers injuries (military and civilian) arising from ground operations, motor vehicle accidents, and estimated costs. Rates are based on these factors. Methods of computations can be found in the Glossary.

Effective, 1 Jan 1948, the new Ground Accident Reporting procedures became effective with emphasis placed on monetary losses due to accidents and attention is invited to the cost of USAF Ground Accidents in Continental US alone as developed in this brief analysis:

1948 average Ground Accident Cost Per Capita for the USAF was \$25.20 based on the following data:

Military Disabling Injury	\$3,136,010
Military Fatality	4,754,295
Civilian Disabling Injury	212,713
Civilian Fatality	69,685
First Aid, Minor Injuries (Military & Civilian)	285,626
<u>Total Injury & Fatality Cost (1)</u>	<u>\$8,458,329</u>
Total Vehicle Damage	\$219,994
Total Aircraft Damage (Ground)	636,925
Total Other Property Damaged	350,640
<u>Total Property Damage</u>	<u>\$1,207,559</u>
<u>Total Cost - Ground Accidents (2)</u>	<u>\$9,665,888</u>

The total cost of ground accidents for 1948 divided by the combined average strength of 383,551 for the year produces a cost per capita per annum of \$25.20.

The property damage costs as shown do not include incidents of fire, or damage resulting from flying accidents which are reported by other Directorates, nor "catastrophe" losses at Tinker Field, 20 and 25 March 1948 and Fyote AFB, 9 August 1948.

NOTE: (1) Yardsticks of injury and fatality costs in the USAF as published in AFL 32-40, 24 June 1948 were employed.

(2) This figure does not include amount of paid or potential claims under the Federal Tort Claims Act for injuries or damage to non-Federal personnel or property resulting from Air Force Ground Accidents.

For further analyses or pertinent data see the tables as listed. Definitions applicable to this section may be found in the Glossary.

TABLE 128.-- USAF GROUND ACCIDENT COST ANALYSIS, BY

Line Number	Commands By Quarter	Cost							
		Cost Per Capita Per Annum	Total USAF Ground Accident Cost	Civilian Injury and Fatality b/		Military Injury and Fatality c/		Vehicle Damage Cost d/	
				Cost	Per Cent	Cost	Per Cent	Cost	Per Cent
1	<u>All Commands - Total</u>	<u>\$25.84</u>	<u>\$9,665,888</u>	<u>\$512,607</u>	<u>5.3</u>	<u>\$7,945,722</u>	<u>82.2</u>	<u>\$219,994</u>	<u>2.3</u>
2	Air Defense Command-Total	40.63	1,350,406	17,374	1.3	1,011,717	74.9	34,778	2.6
3	Air Materiel Command-Total	12.15	1,241,974	411,272	33.1	615,753	29.6	37,347	3.0
4	Air Training Command-Total	30.96	2,783,523	22,926	0.8	2,587,501	93.0	37,537	1.4
5	Air Transport Command-Total	23.65	725,254	17,452	2.4	630,498	86.9	14,505	2.0
6	Air University-Total	37.94	402,283	15,452	3.8	316,979	78.8	5,474	1.4
7	Strategic Air Command-Total	38.26	2,037,114	13,610	0.7	1,753,466	86.1	66,506	3.3
8	Tactical Air Command-Total	26.72	899,620	9,262	1.0	833,382	92.7	16,295	1.8
9	Headquarters Command-Total	15.39	118,922	4,345	3.7	98,856	83.1	3,299	2.8
10	Field Service-Total	0.49	2,618	-	0.0	2,618	100.0	-	0.0
11	Air Proving Ground-Total	13.97	104,174	914	0.8	94,952	91.1	4,253	4.1
12	<u>First Quarter - Total . . .</u>	<u>22.92</u>	<u>2,044,452</u>	<u>116,091</u>	<u>5.7</u>	<u>1,708,235</u>	<u>83.6</u>	<u>45,188</u>	<u>2.2</u>
13	Air Defense Command . . .	17.64	142,432	3,689	2.6	118,373	83.1	4,343	3.0
14	Air Materiel Command e/ . . .	15.08	385,684	99,902	25.9	176,666	45.8	10,368	2.7
15	Air Training Command . . .	20.92	426,581	2,856	0.7	400,752	93.9	8,123	1.9
16	Air Transport Command . . .	25.84	188,382	2,261	1.2	171,814	91.2	5,777	3.1
17	Air University	22.80	64,319	2,028	3.1	61,221	95.2	699	1.1
18	Strategic Air Command . . .	36.16	491,991	2,554	0.5	464,914	94.5	9,429	1.9
19	Tactical Air Command . . .	35.36	312,273	2,074	0.7	284,154	91.0	5,152	1.6
20	Headquarters Command . . .	18.20	31,919	727	2.3	29,470	92.3	1,297	4.1
21	Field Service f/	1.04	871	-	0.0	871	100.0	-	0.0
22	<u>Second Quarter - Total . . .</u>	<u>27.92</u>	<u>2,536,724</u>	<u>152,899</u>	<u>6.0</u>	<u>2,165,918</u>	<u>85.4</u>	<u>49,482</u>	<u>2.0</u>
23	Air Defense Command . . .	32.28	259,027	3,094	1.2	236,198	91.2	10,453	4.0
24	Air Materiel Command g/ . . .	14.88	384,694	114,726	29.8	216,518	56.3	6,881	1.8
25	Air Training Command . . .	34.24	711,744	3,689	0.5	689,085	96.8	8,677	1.2
26	Air Transport Command . . .	24.88	196,440	12,335	6.3	137,909	70.2	3,916	2.0
27	Air University	61.72	168,522	11,634	6.9	130,078	77.2	3,074	1.8
28	Strategic Air Command . . .	44.08	589,462	3,881	0.7	551,746	93.6	10,516	1.8
29	Tactical Air Command . . .	19.36	167,214	2,465	1.5	152,750	91.4	5,047	3.0
30	Headquarters Command . . .	23.68	42,968	935	2.2	35,226	82.0	813	1.9
31	Field Service	1.20	1,306	-	0.0	1,306	100.0	-	0.0
32	Air Proving Ground h/ . . .	23.40	15,347	140	0.9	15,102	98.4	105	0.7
33	<u>Third Quarter - Total . . .</u>	<u>28.28</u>	<u>2,657,927</u>	<u>127,639</u>	<u>4.8</u>	<u>2,027,526</u>	<u>76.3</u>	<u>60,326</u>	<u>2.3</u>
34	Air Defense Command . . .	74.56	602,376	5,712	1.0	378,147	62.8	10,446	1.7
35	Air Materiel Command . . .	6.76	170,653	98,405	57.7	51,250	30.0	8,919	5.2
36	Air Training Command . . .	33.52	790,195	12,811	1.6	662,354	83.8	10,869	1.4
37	Mil. Air Trans. Sv. i// . . .	25.52	201,225	1,666	0.8	192,682	95.8	2,665	1.3
38	Air University	46.88	122,907	714	0.6	80,514	65.5	1,408	1.1
39	Strategic Air Command . . .	38.12	494,095	3,787	0.8	404,802	81.9	20,921	4.2
40	Tactical Air Command . . .	26.48	218,996	2,342	1.1	210,910	96.3	2,362	1.1
41	Headquarters Command . . .	7.40	14,309	1,726	12.0	6,578	46.0	440	3.1
42	Field Service	0.28	441	-	0.0	441	100.0	-	0.0
43	Air Proving Ground	23.04	42,730	476	1.1	39,848	93.3	2,356	5.5
44	<u>Fourth Quarter - Total . . .</u>	<u>25.04</u>	<u>2,426,784</u>	<u>115,978</u>	<u>4.8</u>	<u>2,044,042</u>	<u>84.2</u>	<u>64,998</u>	<u>2.7</u>
45	Air Defense Command . . .	38.20	346,571	4,879	1.4	278,999	80.5	9,536	2.8
46	Air Materiel Command . . .	11.72	300,943	98,239	32.7	171,319	56.9	11,179	3.7
47	Air Training Command . . .	34.00	855,003	3,570	0.4	835,310	97.7	9,868	1.1
48	Mil. Air Trans. Service . . .	18.32	139,207	1,190	0.9	128,093	92.0	2,207	1.6
49	Air University	19.16	46,535	1,076	2.3	45,166	97.1	293	0.6
50	Strategic Air Command . . .	34.72	461,566	3,388	0.7	332,004	71.9	25,640	5.6
51	Tactical Air Command . . .	25.36	201,137	2,381	1.2	185,568	92.3	3,734	1.8
52	Headquarters Command . . .	13.32	29,725	957	3.2	27,581	92.8	749	2.5
53	Field Service	0.00	-	-	0.0	-	0.0	-	0.0
54	Air Proving Ground	25.96	46,097	298	0.6	40,002	86.8	1,792	3.9

a/ Vehicle and aircraft "hours of service" include only that time required to return disabled equipment to service.

b/ Civilian injuries and fatalities are "costed" at \$119.00 and \$9,955.00 respectively and civilian non-disabling injuries are based on \$4.25 each. (Ref. AFL No. 32-40, 24 June 1948).

c/ Military injuries and fatalities are "costed" at \$441.00 and \$19,565.00 respectively and military non-disabling injuries are based on \$4.25 each. (Ref. AFL No. 32-40, 24 June 1948).

Source: Office of Ground Safety, Deputy Chief of Staff, Personnel, USAF Hq.

COMMAND IN CONTINENTAL US, BY QUARTER: JAN THROUGH DEC, 1948

Cost				Hours Out Of Service				Strength						Line Number
Aircraft Damage Cost d/		Other USAF Property Damage Cost		Vehicles		Aircraft		Total		Military		Civilian		
Cost	Per Cent	Cost	Per Cent	Hours	Per Cent	Hours	Per Cent	No.	Per Cent	No.	Per Cent	No.	Per Cent	
<u>\$636,925</u>	<u>6.6</u>	<u>\$350,640</u>	<u>3.6</u>	<u>141,403</u>	<u>100.0</u>	<u>34,698</u>	<u>100.0</u>	<u>374,138</u>	<u>100.0</u>	<u>251,905</u>	<u>100.0</u>	<u>122,233</u>	<u>100.0</u>	
260,035	19.3	26,502	1.9	37,541	26.5	5,012	14.5	33,237	8.9	26,452	10.5	6,785	5.6	2
46,659	3.8	130,943	10.5	18,207	12.9	3,235	9.3	102,262	27.4	17,177	6.8	85,085	69.6	3
45,692	1.6	89,867	3.2	25,775	18.2	5,480	15.8	89,905	24.0	79,816	31.7	10,089	8.3	4
36,213	5.0	26,586	3.7	3,907	2.8	2,675	7.7	30,662	8.2	26,989	10.7	3,673	3.0	5
61,803	15.4	2,575	0.6	3,978	2.8	3,536	10.2	10,602	2.8	8,651	3.5	1,951	1.6	6
134,563	6.6	68,969	3.3	39,295	27.8	10,628	30.6	53,241	14.2	47,578	18.9	5,663	4.6	7
37,984	4.2	2,697	0.3	10,044	7.1	2,891	8.3	33,673	9.0	29,540	11.7	4,133	3.4	8
9,926	8.3	2,496	2.1	1,516	1.1	1,217	3.5	7,728	2.1	6,851	2.7	877	0.7	9
-	0.0	-	0.0	-	0.0	-	0.0	5,370	1.4	2,535	1.0	2,835	2.3	10
4,050	3.9	5	0.1	1,140	0.8	24	0.1	7,458	2.0	6,316	2.5	1,142	0.9	11
<u>47,640</u>	<u>2.3</u>	<u>127,298</u>	<u>6.2</u>	<u>34,924</u>	<u>100.0</u>	<u>4,431</u>	<u>100.0</u>	<u>356,535</u>	<u>100.0</u>	<u>242,604</u>	<u>100.0</u>	<u>113,921</u>	<u>100.0</u>	12
2,076	1.5	13,951	9.8	5,452	15.6	234	5.3	32,271	9.0	26,051	10.7	6,220	5.5	13
14,863	3.9	83,885	21.7	8,153	23.3	2,019	45.6	102,205	28.7	20,693	8.5	81,512	71.5	14
2,564	0.6	12,286	2.9	7,112	20.4	331	7.5	81,537	22.9	72,547	29.9	8,990	7.9	15
6,137	3.2	2,393	1.3	871	2.5	1,002	22.6	29,145	8.2	25,260	10.4	3,885	3.4	16
31	0.1	340	0.5	1,558	4.5	72	1.6	11,283	3.2	9,329	3.9	1,954	1.7	17
1,297	0.3	13,797	2.8	8,592	24.6	318	7.2	54,413	15.2	49,322	20.3	5,091	4.5	18
20,672	6.6	221	0.1	3,008	8.6	455	10.2	35,342	9.9	31,449	13.0	3,893	3.4	19
-	0.0	425	1.3	174	0.5	-	0.0	7,016	2.0	6,289	2.6	727	0.6	20
-	0.0	-	0.0	-	0.0	-	0.0	3,323	0.9	1,664	0.7	1,659	1.5	21
<u>91,317</u>	<u>3.6</u>	<u>77,108</u>	<u>3.0</u>	<u>31,119</u>	<u>100.0</u>	<u>10,701</u>	<u>100.0</u>	<u>368,607</u>	<u>100.0</u>	<u>248,800</u>	<u>100.0</u>	<u>119,807</u>	<u>100.0</u>	22
6,672	2.6	2,610	1.0	8,800	28.3	109	1.0	32,091	8.7	25,028	10.1	7,063	5.9	23
10,770	2.8	35,799	9.3	2,782	8.9	790	7.4	103,359	28.0	19,274	7.7	84,085	70.2	24
7,033	1.0	3,260	0.5	5,209	16.7	951	8.9	83,153	22.6	73,447	29.5	9,706	8.1	25
21,531	11.0	20,749	10.5	1,094	3.5	921	8.9	31,562	8.6	27,868	11.2	3,694	3.1	26
21,882	13.0	1,854	1.1	854	2.7	2,058	27.0	10,919	3.0	9,006	3.6	1,913	1.6	27
11,509	1.9	11,810	2.0	9,199	29.6	3,617	33.8	53,496	14.5	48,217	19.4	5,279	4.4	28
6,240	3.7	712	0.4	3,039	9.8	795	7.4	34,557	9.4	30,554	12.3	4,003	3.3	29
5,680	13.2	314	0.7	107	0.4	600	5.6	7,257	2.0	6,502	2.6	755	0.6	30
-	0.0	-	0.0	-	0.0	-	0.0	4,354	1.2	2,174	0.9	2,180	1.8	31
-	0.0	-	0.0	35	0.1	-	0.0	7,859	2.1	6,730	2.7	1,129	0.9	32
<u>353,037</u>	<u>13.3</u>	<u>89,399</u>	<u>3.3</u>	<u>36,675</u>	<u>100.0</u>	<u>12,894</u>	<u>100.0</u>	<u>376,059</u>	<u>100.0</u>	<u>251,589</u>	<u>100.0</u>	<u>124,470</u>	<u>100.0</u>	33
203,761	33.8	4,310	0.7	9,923	27.0	1,685	13.0	32,312	8.6	25,259	10.0	7,053	5.7	34
8,023	4.7	4,056	2.4	3,140	8.6	322	2.5	100,837	26.8	14,521	5.8	86,316	69.3	35
35,683	4.5	68,478	8.7	6,698	18.3	4,198	32.6	94,286	25.1	83,944	33.4	10,342	8.3	36
1,433	0.7	2,839	1.4	1,066	2.9	309	2.4	31,562	8.4	28,179	11.2	3,383	2.7	37
39,890	32.5	381	0.3	1,114	3.0	576	4.5	10,489	2.8	8,513	3.4	1,976	1.6	38
57,496	11.6	7,089	1.5	12,469	34.0	5,066	39.3	51,856	13.8	46,003	18.3	5,853	4.7	39
2,455	1.1	927	0.4	1,724	4.7	121	0.9	33,080	8.8	29,028	11.5	4,052	3.3	40
4,246	29.7	1,319	9.2	130	0.4	617	4.8	7,721	2.0	6,849	2.7	872	0.7	41
-	0.0	-	0.0	-	0.0	-	0.0	6,501	1.7	3,011	1.2	3,490	2.8	42
50	0.1	-	0.0	411	1.1	-	0.0	7,415	2.0	6,282	2.5	1,133	0.9	43
<u>144,931</u>	<u>6.0</u>	<u>56,835</u>	<u>2.3</u>	<u>38,689</u>	<u>100.0</u>	<u>6,672</u>	<u>100.0</u>	<u>387,889</u>	<u>100.0</u>	<u>258,306</u>	<u>100.0</u>	<u>129,583</u>	<u>100.0</u>	44
47,526	13.7	5,631	1.6	13,366	34.5	2,984	44.7	36,273	9.4	29,471	11.4	6,802	5.3	45
13,003	4.3	7,203	2.4	4,132	10.7	104	1.5	102,648	26.5	14,221	5.5	88,427	68.2	46
412	0.1	5,843	0.7	6,756	17.5	-	0.0	100,643	25.9	89,324	34.6	11,319	8.7	47
7,112	5.1	605	0.4	876	2.3	413	6.2	30,377	7.8	26,648	10.3	3,729	2.9	48
-	0.0	-	0.0	452	1.2	-	0.0	9,717	2.5	7,755	3.0	1,962	1.5	49
64,261	13.9	36,273	7.9	9,035	23.3	1,627	24.4	53,198	13.7	46,768	18.1	6,430	5.0	50
8,617	4.3	837	0.4	2,273	5.9	1,520	22.8	31,713	8.2	27,129	10.5	4,584	3.5	51
-	0.0	438	1.5	1,105	2.8	-	0.0	8,919	2.3	7,763	3.0	1,156	0.9	52
-	0.0	-	0.0	-	0.0	-	0.0	7,300	1.9	3,290	1.3	4,010	3.1	53
4,000	8.6	5	0.1	694	1.8	24	0.4	7,101	1.8	5,937	2.3	1,164	0.9	54

d/ Vehicle and Aircraft damage cost covers parts and labor at "going rates". When vehicle or aircraft is completely destroyed, cost of replacement is employed.

g/ Includes ArG, 20 Jan '48 to 1 Jun '48 (APGC redesignated APG, 20 Jan '48 and transferred to AMC; relieved from assignment to AMC, effective, 1 Jun '48).

f/ Field Service included in the last 2 months of Quarter.

h/ June figures only.

g/ Includes APG for 2 months (April and May).

i/ MATS established, 1 Jun '48 (originally ATC)

TABLE 129.-- USAF GROUND ACCIDENT COST ANALYSIS, BY COMMAND.

Line Number	Command By Quarter	Cost							
		Cost per Capita Per Annum	Total USAF Ground Accident Cost	Civilian Injury and Fatality b/		Military Injury and Fatality c/		Vehicle Damage Cost d/	
				Cost	Per Cent	Cost	Per Cent	Cost	Per Cent
1	<u>All Commands - Total</u>	<u>\$23.51</u>	<u>\$3,920,223</u>	<u>\$199,199</u>	<u>5.1</u>	<u>\$2,318,364</u>	<u>84.6</u>	<u>\$205,772</u>	<u>5.2</u>
2	Caribbean Air Command . . .	24.08	382,668	20,634	5.4	325,777	85.1	28,839	7.5
3	Pacific Air Command . . .	23.35	189,494	4,582	2.4	162,538	85.8	5,922	3.1
4	Alaskan Air Command . . .	28.00	480,605	13,903	2.9	411,883	85.7	30,894	6.4
5	Air Transport Command . . .	21.37	544,169	27,050	5.0	478,820	88.0	18,719	3.4
6	US Air Force in Europe . . .	15.97	710,330	107,784	15.2	524,689	73.8	49,639	7.0
7	Far East Air Force . . .	29.00	1,612,957	25,246	1.6	1,414,657	87.7	71,759	4.4
8	<u>First Quarter - Total</u> (March only) <u>a/</u>	<u>25.80</u>	<u>326,143</u>	<u>25,550</u>	<u>7.8</u>	<u>273,628</u>	<u>83.9</u>	<u>23,116</u>	<u>7.1</u>
9	Caribbean Air Command . . .	57.24	72,955	2,070	2.8	65,240	89.4	5,527	7.6
10	Pacific Air Command . . .	10.44	6,501	357	5.5	5,660	87.0	309	4.8
11	Alaskan Air Command . . .	59.88	60,859	595	1.0	55,675	91.5	4,589	7.5
12	Air Transport Command . . .	17.76	34,435	595	1.7	31,756	92.2	1,611	4.7
13	US Air Force in Europe . . .	18.12	69,613	21,933	31.5	43,947	63.1	3,733	5.4
14	Far East Air Force . . .	20.64	81,780	-	0.0	71,350	87.2	7,347	9.0
15	<u>Second Quarter - Total</u>	<u>27.40</u>	<u>1,078,412</u>	<u>80,937</u>	<u>7.5</u>	<u>893,795</u>	<u>82.9</u>	<u>38,293</u>	<u>3.5</u>
16	Caribbean Air Command . . .	19.16	74,168	6,668	9.0	62,047	83.7	3,350	4.5
17	Pacific Air Command . . .	17.56	32,741	595	1.8	28,746	87.8	1,181	3.6
18	Alaskan Air Command . . .	36.32	144,511	11,999	8.3	124,438	86.0	7,984	5.5
19	Air Transport Command . . .	22.40	136,645	11,859	8.7	117,881	86.3	2,916	2.1
20	US Air Force in Europe . . .	27.20	281,780	48,269	17.1	216,618	76.9	8,096	2.9
21	Far East Air Force . . .	31.04	408,567	1,547	0.4	344,065	84.2	14,766	3.6
22	<u>Third Quarter - Total</u>	<u>27.12</u>	<u>1,184,034</u>	<u>52,614</u>	<u>4.4</u>	<u>1,013,137</u>	<u>85.6</u>	<u>71,360</u>	<u>6.0</u>
23	Caribbean Air Command . . .	39.40	157,223	6,345	4.0	136,984	87.1	10,533	6.7
24	Pacific Air Command . . .	32.12	66,228	2,202	3.3	62,101	93.8	1,438	2.2
25	Alaskan Air Command . . .	33.68	165,168	119	0.1	136,913	82.9	8,758	5.3
26	Military Air Trans Sv <u>f/</u>	26.40	174,491	12,335	7.1	152,699	87.5	5,712	3.3
27	US Air Force in Europe . . .	14.12	155,747	9,342	6.0	109,851	70.5	21,603	13.9
28	Far East Air Force . . .	30.88	465,177	22,271	4.8	414,589	89.1	23,316	5.0
29	<u>Fourth Quarter - Total</u>	<u>29.12</u>	<u>1,331,634</u>	<u>40,098</u>	<u>3.0</u>	<u>1,137,804</u>	<u>85.4</u>	<u>73,003</u>	<u>5.5</u>
30	Caribbean Air Command . . .	18.60	78,322	5,551	7.1	61,506	78.5	9,429	12.0
31	Pacific Air Command . . .	36.20	84,024	1,428	1.7	66,031	78.6	2,994	3.5
32	Alaskan Air Command . . .	21.04	110,067	1,190	1.1	94,857	86.2	9,563	8.7
33	Military Air Trans Sv . . .	28.60	198,598	2,261	1.1	176,484	88.9	8,480	4.3
34	US Air Force in Europe . . .	17.60	203,190	28,240	13.9	154,273	75.9	16,207	8.0
35	Far East Air Force . . .	42.44	657,433	1,428	0.2	584,653	88.9	26,330	4.0

a/ Vehicle and aircraft "hours of service" include only that time required to return disabled equipment to service.

b/ Civilian injuries and fatalities are "costed" at \$119.00 and \$9,955.00 respectively and civilian non-disabling injuries are based on \$4.25 each. (Ref. AFL No. 32-40, 24 June 1948).

c/ Military injuries and fatalities are "costed" at \$441.00 and \$19,565.00 respectively and military non-disabling injuries are based on \$4.25 each. (Ref. AFL No. 32-40, 24 June 1948).

Source: Office of Ground Safety, Deputy Chief of Staff, Personnel, USAF, Hq.

OVERSEAS, BY QUARTER: MAR THROUGH DEC, 1948

Cost				Hours Out of Service a/				Strength						Line Number
Aircraft Damage Cost d/		Other USAF Property Damage Cost		Vehicles		Aircraft		Total		Military		Civilian		
Cost	Per Cent	Cost	Per Cent	Hours	Per Cent	Hours	Per Cent	No.	Per Cent	No.	Per Cent	No.	Per Cent	
<u>\$111,391</u>	<u>2.8</u>	<u>\$85,457</u>	<u>2.3</u>	<u>134,198</u>	<u>100.0</u>	<u>1,930</u>	<u>100.0</u>	<u>166,738</u>	<u>100.0</u>	<u>117,501</u>	<u>100.0</u>	<u>49,237</u>	<u>100.0</u>	1
2,916	0.8	4,502	1.2	9,248	6.9	252	13.1	15,890	9.5	9,472	8.1	6,418	13.0	2
2,662	1.4	13,790	7.3	70,706	52.8	312	16.2	8,116	4.9	5,035	4.3	3,081	6.3	3
366	0.1	23,559	4.9	8,327	6.2	-	0.0	17,164	10.3	13,924	11.8	3,240	6.6	4
13,199	2.4	6,381	1.2	7,378	5.5	774	40.1	25,463	15.3	21,140	18.0	4,323	8.8	5
19,897	2.8	8,321	1.2	7,534	5.6	4	0.2	44,477	26.7	20,065	17.1	24,412	49.6	6
72,351	4.5	28,944	1.8	30,905	23.0	588	30.4	55,628	33.3	47,865	40.7	7,763	15.7	7
<u>2,872</u>	<u>0.9</u>	<u>970</u>	<u>0.3</u>	<u>13,677</u>	<u>100.0</u>	<u>7</u>	<u>100.0</u>	<u>152,001</u>	<u>100.0</u>	<u>100,544</u>	<u>100.0</u>	<u>51,457</u>	<u>100.0</u>	8
-	0.0	118	0.2	4	0.1	-	0.0	15,286	10.1	8,581	8.5	6,705	13.0	9
100	1.5	75	1.2	8,344	61.0	-	0.0	7,472	4.9	4,269	4.3	3,203	6.2	10
-	0.0	-	0.0	-	0.0	-	0.0	12,203	8.0	9,056	9.0	3,147	6.1	11
29	0.1	444	1.3	606	4.4	7	100.0	23,233	15.3	19,238	19.1	3,995	7.8	12
-	0.0	-	0.0	-	0.0	-	0.0	46,174	30.4	19,724	19.6	26,450	51.4	13
2,750	3.4	333	0.4	4,723	34.5	-	0.0	47,633	31.3	39,676	39.5	7,957	15.5	14
<u>49,477</u>	<u>4.6</u>	<u>16,210</u>	<u>1.5</u>	<u>39,210</u>	<u>100.0</u>	<u>720</u>	<u>100.0</u>	<u>157,335</u>	<u>100.0</u>	<u>107,863</u>	<u>100.0</u>	<u>49,473</u>	<u>100.0</u>	15
996	1.3	1,107	1.5	707	1.8	32	4.4	15,473	9.8	8,880	8.2	6,593	13.3	16
2,199	6.7	20	0.1	26,654	68.0	196	27.2	7,466	4.7	4,376	4.1	3,090	6.3	17
38	0.1	52	0.1	2,888	7.4	-	0.0	15,919	10.1	12,555	11.6	3,364	6.8	18
94	0.1	3,895	2.8	1,060	2.7	20	2.8	24,386	15.5	20,458	19.0	3,928	7.9	19
2,695	1.0	6,102	2.1	-	0.0	-	0.0	41,458	26.4	17,775	16.5	23,683	47.9	20
43,155	10.6	5,034	1.2	7,901	20.1	472	65.6	52,633	33.5	43,819	40.6	8,814	17.8	21
<u>20,817</u>	<u>1.8</u>	<u>26,106</u>	<u>2.2</u>	<u>34,577</u>	<u>100.0</u>	<u>725</u>	<u>100.0</u>	<u>174,655</u>	<u>100.0</u>	<u>124,052</u>	<u>100.0</u>	<u>50,603</u>	<u>100.0</u>	22
1,166	0.8	2,195	1.4	2,129	6.2	180	24.8	15,965	9.1	9,491	7.6	6,474	12.8	23
337	0.5	150	0.2	16,916	48.9	108	14.9	8,243	4.7	5,115	4.1	3,128	6.2	24
-	0.0	19,378	11.7	1,141	3.3	-	0.0	19,622	11.2	16,322	13.2	3,300	6.5	25
2,308	1.3	1,437	0.8	2,123	6.1	317	43.7	26,451	15.2	22,152	17.9	4,299	8.5	26
13,922	8.9	1,029	0.7	1,769	5.1	4	0.6	44,092	25.3	19,610	15.8	24,482	48.4	27
3,084	0.7	1,917	0.4	10,499	30.4	116	16.0	60,282	34.5	51,362	41.4	8,920	17.6	28
<u>28,518</u>	<u>2.9</u>	<u>42,214</u>	<u>3.2</u>	<u>46,734</u>	<u>100.0</u>	<u>478</u>	<u>100.0</u>	<u>182,954</u>	<u>100.0</u>	<u>137,543</u>	<u>100.0</u>	<u>45,411</u>	<u>100.0</u>	29
754	1.0	1,082	1.4	6,408	13.7	40	8.4	16,835	9.2	10,936	8.0	5,899	13.0	30
26	0.1	13,545	16.1	18,892	40.4	8	1.7	9,284	5.1	6,383	4.6	2,901	6.4	31
328	0.3	4,129	3.7	4,298	9.2	-	0.0	20,909	11.4	17,762	12.9	3,147	6.9	32
10,768	5.4	605	0.3	3,589	7.7	430	89.9	27,782	15.2	22,712	16.5	5,070	11.2	33
3,280	1.6	1,190	0.6	5,765	12.3	-	0.0	46,183	25.2	23,149	16.8	23,034	50.7	34
23,362	3.6	21,660	3.3	7,782	16.7	-	0.0	61,961	33.9	56,601	41.2	5,360	11.8	35

d/ Vehicle and Aircraft damage cost covers parts and labor at "going rates". When vehicle or aircraft is completely destroyed, cost of replacement is employed.

e/ Accident reporting initiated, 1 March 1948.

f/ MATS established, 1 June 1948 (Originally ATC).

TABLE 130.-- INJURIES TO USAF MILITARY AND CIVILIAN PERSONNEL ARISING FROM GROUND OPERATIONS IN CONTINENTAL US AND OVERSEAS: BY QUARTERS, 1948

Note:-- Rates are shown for fatal and non-fatal injuries only and are per 100,000 man days exposure for military personnel and per 1,000,000 man-hours for civilian personnel

Command By Quarter	Non-Dis-abling	Disabling			Exposure Man-Days	Disabling Injury Rate	Man Days Lost	Non-Dis-abling	Disabling			Exposure Man-Hours	Disabling Injury Rate	Man Hours Lost
		Total	Non-Fatal	Fatal					Total	Non-Fatal	Fatal			
		Military							Civilian					
Continental														
<u>Total</u>	<u>13,039</u>	<u>7,401</u>	<u>7,156</u>	<u>245</u>	<u>96,075,295</u>	<u>7.70</u>	<u>111,262</u>	<u>54,167</u>	<u>1,900</u>	<u>1,893</u>	<u>7</u>	<u>227,776,600</u>	<u>8.34</u>	<u>154,524</u>
<u>First Quarter - Total</u>	<u>3,338</u>	<u>1,694</u>	<u>1,644</u>	<u>50</u>	<u>22,555,701</u>	<u>7.51</u>	<u>24,383</u>	<u>12,570</u>	<u>436</u>	<u>435</u>	<u>1</u>	<u>53,421,771</u>	<u>8.16</u>	<u>34,282</u>
Air Defense Command	-	184	182	2	2,804,096	6.56	2,328	-	31	31	-	3,351,496	9.25	1,878
Air Materiel Command <u>a/</u>	629	136	130	6	1,941,597	7.00	2,426	11,952	330	329	1	37,798,280	8.73	27,165
Air Training Command	-	525	516	9	6,933,822	7.57	7,124	-	24	24	-	4,310,403	5.57	1,783
Air Transport Command	-	131	125	6	2,216,278	5.91	1,715	-	19	19	-	1,957,736	9.70	1,092
Air University	178	51	49	2	772,744	6.60	832	86	6	6	-	986,341	6.08	216
Strategic Air Command	1,716	392	377	15	4,404,986	8.90	5,499	237	13	13	-	2,466,565	5.27	1,166
Tactical Air Command	738	250	241	9	2,932,215	8.61	4,225	152	12	12	-	1,994,694	6.02	966
Holling Field Command	77	23	22	1	550,126	4.18	220	143	1	1	-	556,256	1.80	16
Field Service <u>b/</u>	-	2	2	-	28,837	6.93	14	-	-	-	-	-	-	-
<u>Second Quarter - Total</u>	<u>3,871</u>	<u>2,036</u>	<u>1,970</u>	<u>66</u>	<u>23,471,395</u>	<u>8.67</u>	<u>29,638</u>	<u>14,641</u>	<u>515</u>	<u>512</u>	<u>3</u>	<u>57,205,947</u>	<u>9.00</u>	<u>40,668</u>
Air Defense Command	-	191	183	8	2,997,823	6.37	2,787	-	34	34	-	3,560,403	9.55	1,511
Air Materiel Command <u>c/</u>	895	181	174	7	1,838,285	9.85	2,786	13,956	383	382	1	40,948,102	9.35	33,456
Air Training Command	-	660	639	21	7,039,008	9.38	8,582	-	31	31	-	4,814,486	6.44	1,402
Air Transport Command	-	141	137	4	2,500,974	5.64	2,461	-	21	20	1	1,970,016	10.66	984
Air University	110	78	73	5	761,286	10.25	1,061	87	5	4	1	980,704	5.10	528
Strategic Air Command	1,882	457	439	18	4,601,820	9.93	6,986	241	24	24	-	2,427,461	9.89	1,781
Tactical Air Command	815	255	253	2	2,875,591	8.87	4,079	188	14	14	-	1,983,376	7.06	862
Headquarters Command	99	36	35	1	622,249	10.58	623	164	2	2	-	347,658	5.75	128
Air Proving Ground <u>d/</u>	70	34	34	-	206,010	5.78	256	5	1	1	-	173,741	5.76	16
Field Service	-	3	3	-	28,349	16.50	17	-	-	-	-	-	-	-
<u>Third Quarter - Total</u>	<u>3,235</u>	<u>1,793</u>	<u>1,727</u>	<u>66</u>	<u>25,180,554</u>	<u>7.12</u>	<u>27,344</u>	<u>14,250</u>	<u>481</u>	<u>480</u>	<u>1</u>	<u>58,290,759</u>	<u>8.25</u>	<u>39,145</u>
Air Defense Command	-	208	192	16	3,323,045	6.26	3,243	-	48	48	-	3,599,249	13.34	1,600
Air Materiel Command	541	111	111	-	1,447,146	7.67	2,122	13,494	345	345	-	41,503,968	8.31	32,051
Air Training Command	-	678	659	19	8,285,105	8.18	9,767	-	25	24	1	4,965,026	5.04	1,356
Mil. Air Trans. Sv. <u>e/</u>	-	90	82	8	2,818,572	3.19	1,080	-	14	14	-	1,755,256	7.98	576
Air University	153	51	48	3	877,032	5.82	528	84	3	3	-	1,016,432	2.95	64
Strategic Air Command	1,612	383	370	13	4,391,271	8.72	5,684	275	22	22	-	2,511,439	8.76	2,086
Tactical Air Command	731	211	205	6	2,748,980	7.67	4,059	215	12	12	-	2,047,597	5.86	800
Headquarters Command	95	14	14	-	675,643	3.33	385	154	9	9	-	362,520	24.83	364
Air Proving Ground	103	46	45	1	583,744	2.07	474	28	3	3	-	529,272	5.67	248
Field Service	-	1	1	-	30,016	7.88	2	-	-	-	-	-	-	-

Fourth Quarter - Total	2,595	1,878	1,815	63	24,867,645	7.55	29,897	12,706	468	466	2	58,858,123	7.95	40,429
Air Defense Command	-	199	189	10	3,090,347	6.44	2,932	-	41	41	-	3,438,412	11.92	2,852
Air Materiel Command	445	124	118	6	1,349,063	9.19	2,096	12,089	341	339	2	41,460,122	8.22	31,191
Air Training Command	-	810	785	25	9,096,281	8.90	12,790	-	30	30	-	5,519,688	5.44	1,642
Mil. Air Trans. Service	-	117	113	4	2,691,334	4.35	1,465	-	10	10	-	1,952,084	5.12	1,288
Air University	109	58	57	1	632,931	9.16	632	57	7	7	-	1,042,217	6.72	390
Strategic Air Command	1,303	350	341	9	4,218,915	8.29	6,453	209	21	21	-	2,484,538	8.45	1,876
Tactical Air Command	477	156	150	6	2,499,326	6.24	2,721	196	13	13	-	2,051,189	6.34	844
Headquarters Command	122	18	17	1	716,143	2.52	290	141	3	3	-	384,948	7.79	298
Air Proving Ground	139	46	45	1	544,904	8.44	518	14	2	2	-	524,925	3.81	48
Field Service	-	-	-	-	28,401	6.00	-	-	-	-	-	-	-	-

Overseas

Total	1,151	2,842	2,734	108	38,751,588	7.33	34,969	1,136	558	545	13	94,175,690	0.52	47,762
First Quarter - (Mar. only) Total ^{a/}	99	276	268	8	3,684,866	7.49	3,286	67	47	45	2	9,915,618	4.74	5,678
Caribbean Air Command	99	61	59	2	353,023	19.35	696	67	15	15	-	1,287,316	11.65	1,365
Pacific Air Command	-	13	13	-	133,097	9.77	113	-	3	3	-	614,871	4.88	580
Air Transport Command	-	29	28	1	580,630	4.99	449	-	5	5	-	767,096	6.52	348
Alaska Air Command	-	40	38	2	536,757	7.45	563	-	5	5	-	640,164	8.28	104
Far East Air Force	-	76	74	2	1,422,766	5.34	672	-	-	-	-	1,527,704	0.00	-
US Air Force in Europe	-	57	56	1	658,593	8.65	793	-	19	17	2	5,078,467	3.74	3,281
Second Quarter - Total	281	732	702	30	10,266,247	7.13	9,892	314	173	167	6	28,496,544	6.07	15,127
Caribbean Air Command	263	96	95	1	789,022	12.17	1,110	309	45	45	-	3,757,650	11.85	2,324
Pacific Air Command	9	22	21	1	405,908	5.42	205	-	5	5	-	1,779,992	2.81	433
Air Transport Command	-	95	91	4	1,779,923	5.34	1,006	-	17	16	1	2,262,384	7.51	880
Alaska Air Command	6	110	106	4	1,800,132	6.11	1,411	5	18	17	1	1,937,954	9.29	1,119
Far East Air Force	-	263	251	12	3,748,483	7.02	4,174	-	13	13	-	5,076,862	2.56	1,004
US Air Force in Europe	3	146	138	8	1,742,779	8.38	1,987	-	75	71	4	13,641,502	5.50	9,367
Third Quarter - Total	441	905	873	32	12,128,870	7.46	9,703	485	176	173	3	29,147,163	6.04	16,228
Caribbean Air Command	328	134	130	4	957,570	13.99	1,344	345	41	41	-	3,728,734	11.00	2,273
Pacific Air Command	113	53	51	2	455,264	11.64	507	126	14	14	-	1,802,008	7.77	409
Mil. Air Trans. Service	-	129	124	5	2,165,612	5.96	2,065	-	21	20	1	2,475,984	8.48	1,948
Alaska Air Command	-	137	133	4	2,307,072	5.94	746	-	1	1	-	1,900,471	0.53	80
Far East Air Force	-	333	319	14	4,597,485	7.24	3,547	-	21	19	2	5,138,145	4.09	1,780
US Air Force in Europe	-	119	116	3	1,645,867	7.23	1,094	14	78	78	-	14,101,821	5.53	9,738
Fourth Quarter - Total	330	929	891	38	12,671,605	7.33	12,087	270	162	160	2	26,616,365	0.61	10,729
Caribbean Air Command	322	93	92	1	895,452	10.38	1,089	270	37	37	-	3,397,729	1.09	4,111
Pacific Air Command	-	63	61	2	451,530	13.95	1,119	-	12	12	-	1,670,971	0.72	357
Mil. Air Trans. Service	-	140	134	6	2,318,132	6.04	1,846	-	19	19	-	2,920,694	0.65	1,064
Alaska Air Command	-	85	82	3	2,274,085	3.74	1,179	-	10	10	-	1,812,517	0.55	652
Far East Air Force	8	415	394	21	4,782,508	8.68	5,509	-	12	12	-	3,546,594	0.34	1,198
US Air Force in Europe	-	133	128	5	1,949,898	6.82	1,345	-	72	70	2	13,267,860	0.54	3,347

^{a/} Includes AFG from 20 January 1948 thru 31 March 1948 (APGC redesignated APG, 20 Jan'48 & transferred to AMC; relieved from assignment to AMC, effective, 1 Jun '48)

^{b/} Field Service included in last 2 months of Quarter

^{d/} June figures only.

^{c/} Includes Air Proving Ground for 2 Months (April and May)

^{e/} MATS established, 1 June 1948 (originally ATC).

^{f/} - Accident reporting initiated, 1 March 1948.

Source: Office of Ground Safety, Deputy Chief of Staff, Personnel, USAF, Hq.

TABLE 131.-- USAF ACCIDENT EXPERIENCE SUMMARY AND ANALYSIS (EXCLUDING

Line Number	Functions and/or Activity	Number of Accidents (Excluding Government Motor Vehicles)	Classification	Principal Accident Or																
				Total Property Damage and Personal Injury Cases	Weather Conditions and Act-Of-God	Failure of Equipment: Design or Structural Fault	Failure To Use, Improper Use of Mechanical Guards, Jigs, Tools, etc	Failure of, or to Use Personal Protective Equipment	Overloading, Improper Stacking, Strapping, etc.	Explosion of Munitions or Pressure Equipment.	Discharge of Firearms	Exposure To Temperature, Pressure Extremes and/or Fire	Hazardous Operational Procedure Required (Standard Operating Procedure)	Inexperience, Mal-assigned, Untrained Or Conditioned	Horseplay, Attention Distracted	Material Handling	Material Handling Mechanically	Caught in, Struck by Machine Part of Operation or Part		
1	Temporary Total			8,749	141	153	195	150	50	105	189	95	200	259	463	39	336			
2	Permanent Impairment			128	1	5	20	1	-	8	1	3	2	4	3	1	38			
3	Fatalities			247	10	2	3	-	-	16	4	3	6	7	-	1	9			
4	Total	9,572	FD PI	675 2,124	75 152	96 160	33 218	6 151	25 80	20 129	26 194	59 101	70 208	18 270	4 466	62 41	26 383			

Line Number	Functions and/or Activity	Number of Accidents	Classification	Duty and/or Job																
				FD	PI	FD	PI	FD	PI	FD	PI	FD	PI	FD	PI	FD	PI	FD	PI	
5	Total	4,800	FD PI	652 4,213	73 55	96 87	33 174	6 134	25 40	20 59	24 118	59 45	70 109	16 80	4 132	62 34	25 244			
6	Base Flight Operation, Aircraft Communication Service & Weather, etc	122	FD PI	47 78	18 2	2 -	4 1	- 2	- -	- 1	1 -	3 2	1 1	3 2	- 6	1 -	- 4			
7	Basic and Physical Training, etc	525	FD PI	- 529	- 1	- 3	- 1	- 2	- -	- 3	- 8	- 1	- 15	- 9	- 2	- -	- 8			
8	Administrative Services, Clerical, etc	196	FD PI	6 190	1 15	1 6	1 -	- -	- 1	- 5	- 3	- 1	- 3	- 5	- 15	- -	- 5			
9	Hospital, Dispensary & Medical Laboratories	46	FD PI	3 44	1 -	- 4	- -	- -	- 1	- -	- 2	- 1	- -	- 2	- 8	- -	- 1			
10	Mess and Billeting . .	359	FD PI	9 353	3 2	4 4	13 7	- 3	- 4	- 2	- 21	- 3	1 12	1 10	- 32	- -	- 10			
11	Air Corps Supply . . .	389	FD PI	60 330	2 1	8 11	2 10	- 10	14 2	- -	- -	- -	- 1	3 7	1 4	19 6	- 20			
12	Services Supply and Operation (Quartermaster, Ordnance) etc	188	FD PI	15 174	1 1	5 3	- 3	- 7	3 11	- 6	- 1	- 3	- 4	1 3	1 35	3 1	- 19			
13	Commissary and Laundry	33	FD PI	3 30	- -	- -	- 2	- -	- -	- -	- -	- -	1 -	- 1	- 6	- -	- 6			
14	Aircraft Repair and Servicing	639	FD PI	227 422	27 5	32 9	11 36	2 10	1 2	4 4	3 8	46 11	45 5	4 3	- 49	18 3	2 16			
15	Fire Prevention: Crash and Structural	123	FD PI	7 118	- 4	3 2	- -	- 4	- 1	- 20	- 2	- 4	- 4	- 3	- 4	- -	- 5			
16	Automotive Operations and Service	424	FD PI	88 349	7 3	6 12	5 13	2 5	4 8	- 1	6 11	2 7	18 16	16 36	5 5	33 33				
17	Aircraft Repair and Maintenance Shops, etc	667	FD PI	98 573	1 6	26 12	7 57	1 39	1 4	1 3	4 6	7 11	11 6	1 65	3 4	14 47				
18	Air Installations, Service, Shops, etc.	561	FD PI	46 534	6 8	10 13	2 26	1 28	6 6	5 6	1 20	2 2	15 4	2 64	1 13	1 46				
19	Research and Development	158	FD PI	7 152	- 3	- 1	- 5	- 13	- 1	- -	- 4	- -	- 1	- 1	- 22	- 13	- 13			
20	Miscellaneous Functions, etc	349	FD PI	29 323	3 4	1 6	- 6	- 6	2 1	4 25	2 12	1 2	1 13	1 11	- 13	5 2	1 11			
21	Air National Guard . .	4	FD PI	1 3	- -	- -	- -	- -	- -	- -	- -	- -	- -	- -	- -	- -	- -			
22	Air Reserve	17	FD PI	6 11	3 -	- 1	- -	- -	- -	- -	- -	- -	- -	- -	- -	- -	- -			

Line Number	Functions and/or Activity	Number of Accidents	Classification	Off Duty and/or																
				FD	PI	FD	PI	FD	PI	FD	PI	FD	PI	FD	PI	FD	PI	FD	PI	
23	Total	4,772	FD PI	23 4,911	2 97	- 73	- 44	- 17	- 10	- 70	2 78	- 56	- 99	2 190	- 34	- 7	1 139			
24	Altercations and/or Assaults	655	FD PI	4 666	- -	- -	- -	- -	- -	- 8	- -	- -	- 7	- -	- -	- -	- 1			
25	Sports and/or Recreation	125	FD PI	4 1,129	- 7	- 4	- 7	- 8	- 1	- 19	- 28	- 6	- 33	- 20	- 1	- -	- 7			
26	Domestic Quarters and Barracks	847	FD PI	1 848	- 7	- 7	- 7	- 1	- -	- 24	- 26	- 6	- 11	- 84	- 23	- -	- 11			
27	Pedestrian and-or Hitch-hiking	262	FD PI	- 264	- 9	- 2	- -	- -	- 4	- -	- -	- 1	- 4	- 9	- -	- -	- 13			
28	Vehicle, and Civil Aircraft Operation and Transportation	1,487	FD PI	11 1,610	1 57	- 57	- 16	- 5	- 4	- 1	- 8	- 41	- 48	- 58	- 4	- 6	- 89			
29	Off Duty, Not Elsewhere Classified . .	396	FD PI	3 394	1 17	- 3	- 14	- 3	- 1	- 18	- 13	- 2	- 3	- 12	- 6	- 1	- 18			

Source: Office of Ground Safety, Deputy Chief of Staff, Personnel, USAF, Hq.

USAF MOTOR VEHICLE ACCIDENTS) IN CONTINENTAL US JAN THROUGH DEC, 1948

Injury Factors														USAF Property Damage Summary							Total Non-USAF Property Damage Cases	Line Number
Struck and/or Bumped Objects, Persons, etc.	Struck By Falling, Moving, Flying Objects	Contact With Acids, Hot Substance, Electricity, etc.	Exposure To Radiation, Toxics, Dusts, etc.	Fall Of Person, Same Level, - Trip - Stumble, etc.	Fall Of Person, Elevated Work Place, Stairs, etc.	Asphyxiation, including Drowning	Sliding, Running, Jumping	Fighting, Assaults, Resisting Arrest	Miscellaneous	Raw Materials, Supplies Fuel, etc.	Buildings, Structures, Apparatenances	Machines - Tools and Equipment	Aircraft and Integral Parts and Assemblies	Total Amount Of Loss (Excluding Vehicle Damage)	Number of Government Owned Aircraft Damaged	Aircraft Hours Out of Service						
1,400	1,027	178	77	1,123	841	21	630	752	325													
15	11	-	-	-	3	-	5	3	4													
69	33	5	2	2	10	30	1	10	24													
62	42	4	-	-	4	1	1	6	33	34,825	176,525	54,065	636,925	902,340	407	34,698	931					
1,484	1,071	183	79	1,125	854	51	636	765	353													

Assignment

57	60	4	-	-	4	-	-	-	2	32	24,825	175,359	53,638	636,687	900,509	406	34,648	922	5
166	605	138	52	508	491	15	284	40	102										
4	2	-	-	-	1	-	-	-	7										
10	8	5	1	8	16	1	6	1	1	-	20,485	436	174,267	195,188	122	14,861	41	6	
-	-	-	-	-	-	-	-	-	-										
103	57	1	1	98	14	4	191	4	3	-	-	-	-	-	-	-	-	1	7
22	13	2	1	45	32	-	9	2	4	-	4,995	50	-	5,045	-	-	-	17	8
1	-	-	-	-	-	-	-	-	-										
1	3	1	1	10	6	-	1	2	-	-	35	35	-	70	-	-	-	8	9
-	-	-	-	-	-	-	-	-	-										
17	34	45	2	62	41	-	12	14	5	-	14,810	45	99	14,954	-	-	-	6	10
3	5	2	-	-	-	-	-	-	1	25,236	34,492	10,070	4,909	74,707	2	7	14	11	
24	63	1	3	35	41	-	4	2	9										
1	1	-	-	-	-	-	-	-	-										
9	28	-	3	11	19	1	4	-	2	-	388	290	478	1,156	5	110	16	12	
1	-	-	-	-	-	-	-	-	-	6,385	75	10	2	6,472	1	3	-	13	
-	4	1	-	3	5	-	2	-	7	254	4,705	8,840	301,952	315,751	199	11,825	12	14	
16	8	1	-	-	-	-	-	-	-										
29	72	16	6	30	79	2	9	-	18										
1	1	-	-	-	-	-	-	-	-										
8	12	1	2	15	17	4	3	2	2		437	60	18,041	18,538	4	5	8	15	
11	10	-	-	-	-	-	-	-	7	469	2,667	29,816	67,490	100,442	17	2,852	720	16	
29	56	7	9	24	40	1	5	-	10										
9	7	1	-	-	-	-	-	-	6	2,481	235	1,444	55,570	59,730	38	3,228	11	17	
35	101	27	9	43	73	-	6	-	12										
7	4	-	-	-	2	-	-	-	1										
31	85	19	10	53	60	1	9	1	14		80,789	1,025	713	82,527	2	86	15	18	
-	1	-	-	-	-	-	-	-	1										
17	31	4	2	8	15	-	2	-	9		45	499	2,907	3,451	2	-	6	19	
3	2	-	-	-	1	-	-	2	1										
30	37	8	2	60	32	1	18	11	12		11,201	1,018	1,447	13,666	4	829	42	20	
-	-	-	-	-	-	-	-	-	1										
-	1	-	-	-	-	-	-	-	1					1,622	3	178	-	21	
1	-	-	-	3	1	-	3	1	1					7,190	7	664	5	22	

Unassigned Activities

7	2	-	-	-	1	1	4	1			1,166	427	238	1,831	1	50	9	23	
1,118	466	43	27	617	363	36	352	725	250										
-	-	-	-	-	-	-	-	-	-										
20	23	-	-	4	1	-	-	600	2										24
1	-	-	-	-	1	1	1	-	-		626	-	-	626	-	-	-	-	25
214	100	6	14	258	51	18	285	28	14										
-	-	-	-	-	-	-	-	-	-			80	-	80	-	-	-	-	26
77	42	22	4	161	207	6	37	57	28										
-	-	-	-	-	-	-	-	-	-										
37	70	1	-	77	16	1	9	3	7										
6	2	-	-	-	-	-	-	-	1										
745	203	9	8	31	41	4	7	5	163		540	347	-	887	-	-	-	8	28
-	-	-	-	-	-	-	-	-	-										
25	28	7	1	86	47	7	14	32	36				238	238	1	50	-	29	

TABLE 132.-- USAF ACCIDENT EXPERIENCE SUMMARY AND ANALYSIS (EXCLUD-

Line Number	Functions and/or Activity	Number of Accidents (Excluding Government Motor Vehicles)	Classification	Principal Accident															
				Total Property Damage and Personal Injury Cases	Weather Conditions and Act-Of-God	Failure of Equipment: Design or Structural Fault	Failure To Use, Improper Use of Mechanical Guards, Jigs, Tools, etc.	Failure of, or to Use Personal Protective Equipment	Overloading, Improper Stacking, Erecting, etc.	Explosion of Munition or Pressure Equipment.	Discharge of Firearms.	Exposure to Temp-erature, Pressure Extremes and/or Fire	Hazardous Operational Procedure Required (Standard Operating Pro-cedure)	Inexperience, Mal-assigned, Untrained Or Conditioned	Horseplay, Attention Distracted	Material Handling By Hand	Material Handling Mechanically	Caught In, Struck by Machine Point of Operation or Part	
1	Temporary Total			2,963	25	55	124	66	46	70	96	104	75	76	186	40	103		
2	Permanent Impairment			70	1	1	4	1	1	2	1	3	4	2	2	4	12		
3	Fatalities			109	-	1	-	-	-	7	3	7	-	4	1	-	11		
4	<u>Total</u>	3,101	FD PI	<u>179</u> <u>3,142</u>	<u>4</u> <u>26</u>	<u>21</u> <u>27</u>	<u>11</u> <u>128</u>	<u>2</u> <u>67</u>	<u>4</u> <u>47</u>	<u>5</u> <u>76</u>	<u>15</u> <u>100</u>	<u>15</u> <u>111</u>	<u>20</u> <u>79</u>	<u>8</u> <u>82</u>	<u>4</u> <u>189</u>	<u>10</u> <u>44</u>	<u>3</u> <u>126</u>		

Line Number	Functions and/or Activity	Number of Accidents (Excluding Government Motor Vehicles)	Classification	Duty and/or Job															
				Total Property Damage and Personal Injury Cases	Weather Conditions and Act-Of-God	Failure of Equipment: Design or Structural Fault	Failure To Use, Improper Use of Mechanical Guards, Jigs, Tools, etc.	Failure of, or to Use Personal Protective Equipment	Overloading, Improper Stacking, Erecting, etc.	Explosion of Munition or Pressure Equipment.	Discharge of Firearms.	Exposure to Temp-erature, Pressure Extremes and/or Fire	Hazardous Operational Procedure Required (Standard Operating Pro-cedure)	Inexperience, Mal-assigned, Untrained Or Conditioned	Horseplay, Attention Distracted	Material Handling By Hand	Material Handling Mechanically	Caught In, Struck by Machine Point of Operation or Part	
5	<u>Total</u>	1,631	FD PI	<u>153</u> <u>1,586</u>	<u>4</u> <u>16</u>	<u>19</u> <u>42</u>	<u>8</u> <u>108</u>	<u>2</u> <u>46</u>	<u>4</u> <u>69</u>	<u>4</u> <u>20</u>	<u>14</u> <u>71</u>	<u>14</u> <u>81</u>	<u>18</u> <u>46</u>	<u>7</u> <u>23</u>	<u>4</u> <u>16</u>	<u>10</u> <u>42</u>	<u>2</u> <u>22</u>		
6	Base Flight Operation, Aircraft Communication Service & Weather, etc.	57	FD PI	17 43	- 1	1 1	2 -	- -	- 2	1 4	3 3	1 4	3 2	- -	- 3	- -	1 3		
7	Basic and Physical Training, etc.	39	PD PI	- 39	- -	- -	1 1	- -	- -	- -	- -	- -	3 -	- -	- -	- -	1 -		
8	Administrative Services, Clerical, etc.	27	PD PI	- 27	- -	- 2	1 1	- -	- -	1 1	1 1	- -	- -	- 2	4 4	- -	- -		
9	Hospital, Dispensary & Medical Laboratories	20	PD PI	- 20	- -	- -	- -	- -	- -	1 1	- -	1 -	- -	- -	3 -	- -	1 -		
10	Mess and Billeting	110	PD PI	8 106	1 2	1 3	1 5	1 3	1 1	1 3	2 8	1 1	2 2	2 12	2 2	2 2	5 5		
11	Air Corps Supply	42	PD PI	5 37	- -	3 1	2 2	1 1	1 1	- -	- -	4 4	1 -	1 -	4 1	1 -	- -		
12	Services Supply and Operation (Quartermaster, Ordnance) etc.	170	PD PI	16 161	2 2	3 5	1 5	1 2	1 15	1 6	1 11	1 2	6 8	8 36	12 12	2 12	5 5		
13	Commissary and Laundry	14	PD PI	- 14	- -	- 1	1 1	1 1	- -	- -	- -	- -	2 -	- -	- -	- -	- 1		
14	Aircraft Repair and Servicing	153	PD PI	40 119	1 1	4 4	1 14	1 4	1 1	2 5	8 8	4 4	9 2	1 12	1 12	6 1	6 6		
15	Fire Prevention: Crash and Structural	45	PD PI	3 44	- 4	- 2	1 1	2 -	- -	2 5	5 4	3 3	1 -	1 -	1 -	- -	- -		
16	Automotive Operations and Service	278	PD PI	29 305	4 4	9 9	29 29	5 5	11 11	2 2	9 9	31 31	9 9	4 4	21 21	11 11	28 28		
17	Aircraft Repair and Maintenance Shops, etc.	106	PD PI	13 100	- 3	3 12	1 12	5 5	2 2	2 4	2 4	1 -	4 2	2 10	3 3	1 9	1 9		
18	Air Installations, Service, Shops, etc.	314	PD PI	10 316	- 9	1 30	1 30	22 22	6 6	3 3	5 5	21 7	7 9	38 8	8 21	21 -	21 -		
19	Research and Development	5	PD PI	- 5	- -	- -	- -	- -	1 1	- -	- -	- -	- -	- -	2 -	- -	- -		
20	Miscellaneous Functions, etc.	250	PD PI	11 250	- 2	1 3	1 7	1 3	1 -	1 24	1 17	9 9	6 4	3 18	4 4	13 4	13 13		
21	Air National Guard	1	PD PI	1 -	- -	- -	1 -	- -	- -	- -	- -	- -	- -	- -	- -	- -	- -		
22	Air Reserve	-	PD PI	- -	- -	- -	- -	- -	- -	- -	- -	- -	- -	- -	- -	- -	- -		

Line Number	Functions and/or Activity	Number of Accidents (Excluding Government Motor Vehicles)	Classification	Off Duty and/or															
				Total Property Damage and Personal Injury Cases	Weather Conditions and Act-Of-God	Failure of Equipment: Design or Structural Fault	Failure To Use, Improper Use of Mechanical Guards, Jigs, Tools, etc.	Failure of, or to Use Personal Protective Equipment	Overloading, Improper Stacking, Erecting, etc.	Explosion of Munition or Pressure Equipment.	Discharge of Firearms.	Exposure to Temp-erature, Pressure Extremes and/or Fire	Hazardous Operational Procedure Required (Standard Operating Pro-cedure)	Inexperience, Mal-assigned, Untrained Or Conditioned	Horseplay, Attention Distracted	Material Handling By Hand	Material Handling Mechanically	Caught In, Struck by Machine Point of Operation or Part	
23	<u>Total</u>	1,470	FD PI	<u>26</u> <u>1,556</u>	<u>-</u> <u>10</u>	<u>2</u> <u>14</u>	<u>3</u> <u>20</u>	<u>-</u> <u>19</u>	<u>-</u> <u>7</u>	<u>1</u> <u>29</u>	<u>1</u> <u>29</u>	<u>1</u> <u>23</u>	<u>2</u> <u>23</u>	<u>1</u> <u>49</u>	<u>-</u> <u>24</u>	<u>-</u> <u>2</u>	<u>-</u> <u>23</u>		
24	Altercations and/or Assaults	167	PD PI	1 172	- 2	- -	- -	- 1	- 1	- -	- -	- -	- 3	- -	- -	- -	- -		
25	Sports and/or Recreation	429	PD PI	1 435	- 1	- 3	- 2	- 12	- 1	- 11	- 7	- 6	- 10	- 6	- 2	- -	- 4		
26	Domestic Quarters and Barracks	190	PD PI	3 193	- 4	- -	- 2	- 1	- 1	- 6	- 10	- -	- 3	- 16	- 6	- 1	- -		
27	Pedestrian and-or Hitch-Hiking	74	PD PI	1 76	- 1	- -	- -	- 1	- -	- -	- 1	- 4	- -	- -	- -	- -	4 4		
28	Vehicle, and Civil Aircraft Operation and Transportation	322	PD PI	17 367	- -	2 11	3 12	- 4	- 3	- -	- 3	- 21	- 14	1 13	- 2	- -	13 13		
29	Off Duty, Not Elsewhere Classified	288	PD PI	3 313	- 2	- -	- 4	- 1	- 1	- 1	- 11	- 8	2 6	11 15	1 1	- -	13 13		

Source: Office of Ground Safety, Deputy Chief of Staff, Personnel, USAF, Hq.

ING USAF MOTOR VEHICLE ACCIDENTS), OVERSEAS: MAR THROUGH DEC, 1948

or Injury Factors											USAF Property Damage Summary					Number of Government Owned Aircraft Damaged	Aircraft Hours Out of Service	Total Non-USAF Property Damage Cases	Line Number
Struck and/or Dumped Objects, Persons, etc.	Struck By Falling, Moving, Flying Objects	Contact With Acids, Hot Substance, Electricity, etc.	Exposure To Radiation, Toxics, Dusts, etc.	Fall of Person, Same Level, - Trip - Stumble, etc.	Fall of Person, Elevated Work Place, Stairs, etc	Asphyxiation, Including Drowning	Sliding, Running, Jumping	Fighting, Assaults, Resisting Arrest	Miscellaneous	Raw Materials, Supplies Fuel, etc.	Buildings, Structures, Apparatuses	Machines - Tools and Equipment	Aircraft and Integral Parts and Assemblies	Total Amount Of Loss (Excluding Vehicle Damage)					
332 6 11	255 7 13	72 3 7	17 - 1	347 2 2	278 2 3	14 - 15	208 2 2	209 4 3	165 4 18	21,484	8,678	19,497	111,391	161,050	64	1,930	230	4	
27 349	16 275	82	18	351	283	29	214	216	187										

Assignment

21 115	17 174	82	11	133	141	17	41	16	17	20,484	8,375	14,706	110,191	153,756	63	1,830	215	5
3 3	- 1	- 5	- -	- 2	1 9	- -	- -	- -	1 -	28	98	4,590	19,082	23,798	6	375	43	6
- 6	- 8	- -	- -	12 -	- -	- -	- 7	- -	1 -	-	-	-	-	-	-	-	-	5
- 3	- 1	- 2	- -	- 5	- 3	- -	- 2	- -	- -	-	-	-	-	-	-	-	-	1
- 4	- 2	- 1	- 1	- 3	- 2	- -	- -	- 1	- -	-	-	-	-	-	-	-	-	2
- 5	- 7	- 18	- 1	- 12	- 8	- -	- 3	- 2	1 4	18,073	6,220	68	-	24,361	-	-	-	10
- 4	- 7	- -	- 2	- 3	- 4	- -	- 1	- -	1 -	-	-	5,462	70	5,532	1	-	-	11
- 3	- 23	- -	- -	- 5	- 15	- -	- 1	- -	- -	1,810	85	1,101	400	3,396	2	-	6	12
- 3	- 3	- 1	- -	- -	- -	- -	- 1	- -	- -	-	-	-	-	-	-	-	-	13
- 3	- 2	- 15	- 4	- 8	- 22	- 1	- -	- -	1 1	-	-	31	22,925	22,956	38	1,101	-	14
- 4	- 3	- 2	- 1	- 6	- -	- 1	- 2	- -	1 1	-	38	-	2,750	2,788	1	-	2	15
- 9	- 23	- 5	- 2	- 14	- 25	- 2	- 6	- 1	2 6	45	496	2,099	19,162	21,802	5	10	145	16
- 8	- 14	- 8	- -	- 6	- 3	- 1	- 3	- -	1 1	-	-	5	41,019	41,024	7	262	1	17
- 2	- 17	- 13	- 1	- 25	- 34	- 1	- 3	- 1	5 5	24	127	120	700	971	-	-	-	18
- -	- -	- -	- -	- 2	- -	- -	- -	- -	- -	-	-	-	-	-	-	-	-	19
- 13	- 20	- 7	- 3	- 30	- 16	- 1	- 12	- 11	27	504	1,311	1,230	4,018	7,063	3	82	10	20
- -	- -	- -	- -	- -	- -	- -	- -	- -	- -	-	-	-	65	65	-	-	-	21
- -	- -	- -	- -	- -	- -	- -	- -	- -	- -	-	-	-	-	-	-	-	-	22

Unassigned Activities

6 234	2 101	- 16	- 7	2 218	2 142	- 22	- 173	4 200	- 140	1,000	303	4,791	1,200	7,294	1	100	15	23
- 5	- 4	- -	- -	- 2	- 2	- 1	- 1	1 145	- 5	-	-	76	-	76	-	-	-	24
- 63	- 23	- 5	- 1	- 79	- 13	- 12	- 144	- 9	21	-	-	50	-	50	-	-	1	25
- 21	- 5	- 6	- -	- 40	- 50	- -	- 4	10 10	7	-	203	-	-	203	-	-	-	26
- 7	- 13	- 2	- 1	- 20	- 10	- -	- 4	4 4	4	-	9	-	-	9	-	-	-	27
6 118	3 37	- -	- -	- 8	- 21	- 3	- 2	2 4	78	-	76	1,065	1,200	2,341	1	100	13	28
- 20	- 19	- 3	- 5	- 69	- 46	- 6	- 18	- 28	25	1,000	15	3,600	-	4,615	-	-	1	29

TABLE 133.-- USAF MOTOR VEHICLE ACCIDENTS-DAMAGE COST AND LOSS OF USE-BY COMMAND IN CONTINENTAL US AND OVERSEAS: BY QUARTERS, 1948

Commands By Quarter	Passenger, Command Cars, Jeep, Motorcycles			Trucks and Buses			Special Purpose Equipment ^{a/}			Total Vehicle Repair Or Replacement Cost	Total Hours Out Of Service	Cost Of Other Property Damaged By Vehicle Accident (Excluding Aircraft Damage)
	Number of Property Damage Cases	Repair Or Replacement Cost	Hours Out Of Service	Number of Property Damage Cases	Repair Or Replacement Cost	Hours Out Of Service	Number of Property Damage Cases	Repair Or Replacement Cost	Hours Out Of Service			
Continental												
<u>Total</u>	<u>1,556</u>	<u>\$80,052</u>	<u>66,845</u>	<u>2,079</u>	<u>\$113,263</u>	<u>58,905</u>	<u>675</u>	<u>\$26,679</u>	<u>15,653</u>	<u>\$219,994</u>	<u>141,403</u>	<u>\$85,632</u>
<u>First quarter - Total</u>	<u>450</u>	<u>\$16,958</u>	<u>15,407</u>	<u>658</u>	<u>\$23,428</u>	<u>15,858</u>	<u>166</u>	<u>\$4,802</u>	<u>3,655</u>	<u>\$45,188</u>	<u>34,920</u>	<u>\$13,608</u>
Air Defense Command	71	2,301	3,280	68	1,491	1,960	14	551	212	4,343	5,452	979
Air Training Command	102	3,625	2,869	181	3,680	3,673	24	818	570	8,123	7,112	1,722
Strategic Air Command	81	4,308	3,567	99	3,624	3,104	21	1,497	1,921	9,429	8,592	5,337
Air University	8	157	97	26	510	957	2	32	504	699	1,558	340
Air Transport Command	39	535	233	80	5,142	598	28	100	40	5,777	871	743
Bolling Field Command	7	135	77	13	102	61	3	1,060	36	1,297	174	425
Air Materiel Command ^{b/}	97	3,984	3,634	137	5,694	4,191	68	690	328	10,368	8,153	3,954
Tactical Air Command	45	1,413	1,650	54	3,185	1,314	6	54	44	5,152	3,008	108
<u>Second quarter - Total</u>	<u>358</u>	<u>\$18,859</u>	<u>13,595</u>	<u>450</u>	<u>\$22,166</u>	<u>14,676</u>	<u>195</u>	<u>\$8,457</u>	<u>2,848</u>	<u>\$49,482</u>	<u>31,119</u>	<u>\$15,238</u>
Air Defense Command	50	3,161	5,012	63	6,101	3,598	7	1,191	190	10,453	8,800	2,077
Air Training Command	72	4,167	1,139	100	2,892	2,899	33	1,618	1,171	8,677	5,209	3,040
Strategic Air Command	49	3,487	3,518	86	5,510	4,746	28	1,519	935	10,516	9,199	3,518
Air University	12	421	438	9	479	276	2	2,174	140	3,074	854	4
Air Transport Command	45	2,073	616	45	1,491	365	43	352	113	3,916	1,094	403
Air Materiel Command ^{c/}	79	3,397	1,400	86	2,086	1,195	78	1,398	187	6,881	2,782	5,280
Tactical Air Command	42	1,541	1,371	44	3,301	1,556	4	205	112	5,047	3,039	602
Headquarters Command	7	572	82	8	241	25	-	-	-	813	107	314
Air Proving Ground ^{d/}	2	40	19	9	65	16	-	-	-	105	35	-
<u>Third quarter - Total</u>	<u>379</u>	<u>\$21,081</u>	<u>17,117</u>	<u>474</u>	<u>\$31,323</u>	<u>14,608</u>	<u>182</u>	<u>7,922</u>	<u>4,950</u>	<u>\$60,326</u>	<u>36,675</u>	<u>\$12,768</u>
Air Defense Command	77	5,031	5,671	80	3,935	3,308	14	1,480	944	10,446	9,923	3,105
Air Training Command	68	2,021	2,142	109	5,640	3,313	32	3,208	1,243	10,869	6,698	3,807
Strategic Air Command	57	6,019	5,893	77	13,422	4,347	34	1,480	2,229	20,921	12,469	2,496
Air University	7	285	144	16	1,123	970	2	-	-	1,408	1,114	381
Mil. Air Trans. Service ^{e/}	33	1,429	621	39	295	209	30	881	236	2,605	1,066	126
Air Materiel Command	79	4,259	1,455	88	4,016	1,501	57	644	184	8,919	3,140	1,354
Tactical Air Command	35	1,595	971	29	538	639	11	229	114	2,362	1,724	334
Headquarters Command	7	250	103	4	190	27	-	-	-	440	130	1,165
Air Proving Ground	16	192	117	32	2,164	294	2	-	-	2,356	411	-

Fourth quarter - Total	369	23,154	20,726	497	236,346	13,763	132	\$5,498	4,200	\$64,998	38,689	\$44,018
Air Defense Command	68	5,222	8,031	73	2,703	3,947	16	1,611	1,388	9,536	13,366	5,391
Air Training Command	82	4,029	3,203	123	4,558	3,019	14	1,281	534	9,868	6,756	4,115
Strategic Air Command	54	5,818	4,343	79	18,391	3,374	29	1,431	1,318	25,640	9,035	30,321
Air University	9	129	268	4	164	184	-	-	-	293	452	-
Mil. Air Trans. Service	21	313	236	44	1,876	616	15	18	24	2,207	876	120
Air Materiel Command	82	5,132	2,532	106	5,080	1,151	55	967	449	11,179	4,132	3,061
Tactical Air Command	30	1,664	1,223	25	1,895	635	2	175	415	3,734	2,273	625
Headquarters Command	9	291	538	16	443	495	1	15	72	749	1,105	380
Air Proving Ground	14	556	352	27	1,236	342	-	-	-	1,792	694	5

Overseas

Total	1,121	74,991	58,790	1,235	611,761	64,826	134	\$16,060	10,492	\$205,812	134,108	\$25,838
First quarter - (Mar. only) Total f/	93	28,059	7,324	122	14,098	6,222	12	\$ 959	131	\$23,116	13,677	\$ 689
Caribbean Air Command	4	539	4	6	4,983	-	1	5	-	5,527	4	20
Pacific Air Command	4	244	3,195	1	15	5,027	2	50	122	309	8,344	75
Air Transport Command	16	514	178	41	1,081	419	6	16	9	1,611	606	267
Alaska Air Command	5	139	-	29	4,450	-	-	-	-	4,589	-	-
Far East Air Force	49	4,772	3,947	25	2,573	776	1	2	-	7,347	4,723	327
US Air Force in Europe	15	1,851	-	20	996	-	2	886	-	3,733	-	-
Second quarter - Total	282	115,035	16,131	326	21,052	18,606	38	\$2,206	4,383	\$38,293	39,120	\$ 5,370
Caribbean Air Command	27	482	177	28	2,801	525	4	67	5	3,350	707	861
Pacific Air Command	9	391	10,383	15	515	11,986	4	275	4,195	1,181	26,564	-
Air Transport Command	39	1,734	527	50	853	509	8	329	24	2,916	1,060	65
Alaska Air Command	40	3,403	1,025	40	3,671	1,722	10	910	141	7,984	2,888	41
Far East Air Force	122	5,833	4,019	135	8,458	3,864	10	475	18	14,766	7,901	4,403
US Air Force in Europe	45	3,192	-	58	4,754	-	2	150	-	8,096	-	-
Third quarter - Total	322	21,385	10,119	386	64,233	21,089	45	\$8,782	3,369	\$71,400	34,577	\$ 4,855
Caribbean Air Command	49	2,269	616	54	6,683	941	12	1,581	572	10,533	2,129	1,992
Pacific Air Command	15	504	2,450	23	934	12,954	1	-	1,512	1,438	16,916	110
Mil. Air Transport Service	40	1,662	852	51	3,795	1,182	14	295	89	5,752	2,123	256
Alaska Air Command	33	4,129	451	35	2,979	220	8	1,650	470	8,758	1,141	1,308
Far East Air Force	117	7,672	4,979	139	10,463	4,794	8	5,181	726	23,316	10,499	617
US Air Force in Europe	68	5,149	771	84	16,379	998	2	75	-	21,603	1,769	572
Fourth quarter - Total	424	30,512	25,216	401	38,378	18,909	39	\$4,113	2,609	\$73,003	46,734	\$24,924
Caribbean Air Command	30	3,310	4,619	39	5,919	1,453	2	200	336	9,429	6,408	969
Pacific Air Command	17	632	8,391	18	2,362	10,001	-	-	-	2,994	18,892	795
Military Air Trans. Service	46	5,309	1,908	50	1,940	793	16	1,231	888	8,480	3,589	335
Alaska Air Command	60	4,456	1,302	47	4,586	2,015	5	521	981	5,563	4,298	2,140
Far East Air Force	175	8,286	4,218	150	17,231	3,412	8	813	152	26,330	7,782	20,495
US Air Force in Europe	96	8,519	4,278	97	6,340	1,235	8	1,348	252	16,207	5,765	190

a/ Equipment such as fork lift, straddle trucks, graders, drag-line, etc. which are not normally subject to highway or street traffic hazards.

b/ Includes Air Proving Ground

c/ Includes Air Proving Ground for 2 months (April & May).

d/ June figures only.

e/ MATS established, 1 June 1948 (Originally ATC).

f/ Accident reporting initiated, 1 March 1948

Source: Office of Ground Safety, Deputy Chief of Staff, Personnel, USAF, Hq

TABLE 134.-- USAF MOTOR VEHICLE ACCIDENT ANALYSIS BY

Line Number	Command By Month	Part I									
		Contributing Factors									
		Total Vehicle Accidents	Speed Excessive	Inattention Distraction	Failure To Yield Right-Of Way	Failure To Signal Or Warn	Improper Loading, Securing Seating	Fatigued Fell Asleep	Lack Of Clearance	Service Or Mechanical Failure	Other Driver At Fault
		Continental									
1	<u>USAF - Total . . .</u>	<u>6,632</u>	<u>1,266</u>	<u>1,375</u>	<u>224</u>	<u>323</u>	<u>133</u>	<u>61</u>	<u>1,328</u>	<u>444</u>	<u>1,400</u>
2	<u>Continental-Total . . .</u>	<u>3,966</u>	<u>591</u>	<u>945</u>	<u>172</u>	<u>168</u>	<u>86</u>	<u>21</u>	<u>856</u>	<u>254</u>	<u>873</u>
3	<u>January - Total . . .</u>	<u>429</u>	<u>78</u>	<u>80</u>	<u>31</u>	<u>13</u>	<u>8</u>	<u>1</u>	<u>77</u>	<u>31</u>	<u>110</u>
4	Air Defense Command . . .	60	19	6	3	1	1	-	9	2	19
5	Air Materiel Command a/ . . .	93	14	19	5	2	1	-	16	9	27
6	Air Training Command . . .	124	11	21	8	6	2	-	28	10	38
7	Air Transport Command . . .	23	8	3	2	1	1	-	8	4	4
8	Air University . . .	14	-	8	1	-	-	-	1	2	2
9	Strategic Air Command . . .	64	15	17	9	2	3	-	10	2	6
10	Tactical Air Command . . .	42	11	6	1	-	-	1	11	2	10
11	Headquarters Command . . .	9	-	-	2	1	-	-	2	-	4
12	<u>February - Total . . .</u>	<u>410</u>	<u>71</u>	<u>83</u>	<u>16</u>	<u>15</u>	<u>6</u>	<u>1</u>	<u>91</u>	<u>35</u>	<u>102</u>
13	Air Defense Command . . .	54	10	8	-	1	-	-	15	-	20
14	Air Materiel Command a/ . . .	96	13	21	4	-	2	-	20	14	22
15	Air Training Command . . .	97	13	20	4	9	-	-	21	3	27
16	Air Transport Command . . .	34	5	11	-	1	1	-	7	1	8
17	Air University . . .	10	-	4	-	1	1	1	3	-	-
18	Strategic Air Command . . .	72	18	10	7	2	2	-	17	3	13
19	Tactical Air Command . . .	42	11	8	1	1	-	-	8	4	9
20	Headquarters Command . . .	5	1	1	-	-	-	-	-	-	3
21	<u>March - Total . . .</u>	<u>260</u>	<u>46</u>	<u>86</u>	<u>15</u>	<u>23</u>	<u>7</u>	<u>1</u>	<u>85</u>	<u>22</u>	<u>75</u>
22	Air Defense Command . . .	46	3	11	2	4	2	-	7	6	11
23	Air Materiel Command a/ . . .	76	11	6	2	6	1	1	20	9	20
24	Air Training Command . . .	87	13	23	1	8	2	-	17	2	21
25	Air Transport Command . . .	52	7	14	2	3	-	-	12	1	13
26	Air University . . .	10	-	6	1	-	-	-	1	-	2
27	Strategic Air Command . . .	48	7	11	5	2	1	-	18	3	1
28	Tactical Air Command . . .	32	5	13	1	1	1	-	8	1	3
29	Headquarters Command . . .	9	-	2	1	-	-	-	2	-	4
30	<u>April - Total . . .</u>	<u>305</u>	<u>37</u>	<u>78</u>	<u>12</u>	<u>11</u>	<u>5</u>	<u>1</u>	<u>67</u>	<u>19</u>	<u>75</u>
31	Air Defense Command . . .	46	5	7	5	1	-	-	12	2	14
32	Air Materiel Command a/ . . .	64	5	18	3	3	-	-	14	6	15
33	Air Training Command . . .	71	7	13	1	4	-	-	24	2	20
34	Air Transport Command . . .	41	6	14	-	2	1	-	6	1	11
35	Air University . . .	8	1	3	-	-	-	-	2	1	1
36	Strategic Air Command . . .	38	9	13	1	-	2	1	5	2	5
37	Tactical Air Command . . .	32	4	9	2	1	2	-	4	5	5
38	Headquarters Command . . .	5	-	1	-	-	-	-	-	-	4
39	<u>May - Total . . .</u>	<u>299</u>	<u>46</u>	<u>91</u>	<u>16</u>	<u>7</u>	<u>4</u>	<u>1</u>	<u>55</u>	<u>23</u>	<u>56</u>
40	Air Defense Command . . .	38	5	6	3	1	-	-	8	4	11
41	Air Materiel Command a/ . . .	79	13	16	7	1	2	1	18	6	15
42	Air Training Command . . .	52	5	16	2	2	-	-	10	6	11
43	Air Transport Command . . .	21	2	10	-	-	-	-	3	2	4
44	Air University . . .	7	-	4	-	-	-	-	2	-	1
45	Strategic Air Command . . .	64	14	28	2	3	1	-	8	1	7
46	Tactical Air Command . . .	34	6	11	2	6	1	-	6	3	5
47	Headquarters Command . . .	4	1	-	-	-	-	-	-	1	2
48	<u>June - Total . . .</u>	<u>301</u>	<u>47</u>	<u>80</u>	<u>7</u>	<u>11</u>	<u>5</u>	<u>2</u>	<u>62</u>	<u>23</u>	<u>63</u>
49	Air Defense Command . . .	30	6	7	-	-	-	-	5	1	11
50	Air Materiel Command . . .	48	11	5	3	2	2	1	12	6	6
51	Air Training Command . . .	83	6	20	1	5	1	1	18	9	22
52	Mil. Air Trans. Sv. b/ . . .	25	7	12	-	-	-	-	2	-	4
53	Air University . . .	9	-	7	-	-	-	-	-	2	-
54	Strategic Air Command . . .	45	6	15	1	3	1	1	8	-	10
55	Tactical Air Command . . .	44	7	14	-	-	1	-	10	5	7
56	Headquarters Command . . .	6	-	-	1	1	-	-	2	-	2
57	Air Proving Ground . . .	11	4	-	1	-	-	-	5	-	1

COMMAND IN CONTINENTAL US, BY MONTH: JAN THROUGH DEC, 1948

Part II										Part III				Line Number
Nature, Vehicle Operation										USAF Driver Defect			Total	
Total Vehicle Accidents	Approaching	Backing	Following	Parking and Parked	Passing	Slowing Stopped	Turning	Inter-Section	No Un-usual Action	Not Licensed or Qualified	Physical Defect	Use of Intoxicants Indicated	Disabling Injuries	
Continental														
6,632	1,279	1,232	608	467	602	455	1,063	451	475	218	14	111	650	1
3,966	652	922	365	293	324	283	607	292	227	152	9	41	234	2
422	54	78	42	45	39	41	55	42	33	14	1	3	14	3
60	6	8	11	5	10	4	9	5	2	1	-	-	-	4
93	12	20	4	13	9	6	12	13	4	3	-	-	2	5
124	20	28	10	14	7	14	6	7	18	4	-	-	2	6
23	8	-	2	1	4	3	2	2	1	1	-	-	2	7
14	-	3	1	2	1	2	3	1	1	1	-	-	2	8
64	5	13	9	5	4	7	11	6	4	1	-	-	8	9
42	1	6	5	5	4	4	9	5	3	3	1	2	10	10
9	2	-	-	-	-	1	3	3	-	-	-	-	-	11
410	72	104	39	30	28	30	62	26	18	18	-	2	15	12
54	6	13	8	2	9	8	6	2	-	-	-	-	-	13
96	8	33	7	10	8	5	14	5	6	3	-	-	4	14
97	16	19	6	11	1	7	18	11	8	1	-	-	1	15
34	8	9	3	1	3	4	6	-	-	1	-	-	1	16
10	1	6	1	-	-	-	-	-	2	-	-	-	-	17
72	22	12	10	4	3	4	11	5	1	9	-	2	4	18
42	10	11	4	2	4	2	5	3	1	4	-	-	5	19
5	1	1	-	-	-	-	3	-	-	-	-	-	-	20
260	54	92	26	26	26	21	59	25	24	9	1	3	23	21
46	8	11	5	3	6	3	7	2	1	1	-	1	5	22
76	16	23	5	7	4	3	4	7	7	3	-	-	2	23
87	4	23	8	6	5	5	17	9	10	1	-	-	4	24
52	14	10	2	3	6	4	10	1	2	2	-	-	4	25
10	-	5	1	-	-	1	1	1	-	-	-	-	-	26
48	8	17	3	4	1	1	10	4	-	1	-	-	4	27
32	4	8	2	1	-	3	9	1	4	2	1	1	3	28
9	-	2	-	2	4	-	1	-	-	-	-	-	1	29
305	44	82	25	20	28	10	44	29	23	12	1	4	23	30
46	5	10	5	2	9	2	5	9	1	-	-	1	1	31
64	13	19	3	9	2	2	8	6	2	3	-	-	-	32
71	4	27	4	3	6	4	11	4	8	3	1	-	7	33
41	13	11	4	1	4	1	6	1	1	1	-	-	4	34
8	-	2	2	1	1	-	1	-	2	-	-	-	-	35
38	7	5	3	2	2	1	8	6	4	4	-	2	8	36
32	1	7	4	3	2	2	4	3	6	1	-	1	2	37
5	1	1	-	-	2	-	1	-	-	-	-	-	1	38
289	65	69	27	20	23	22	41	15	17	14	-	7	20	39
38	7	7	2	2	2	4	3	8	3	2	-	1	3	40
79	27	10	4	6	9	4	13	3	3	2	-	3	6	41
52	8	16	3	2	4	4	10	2	2	-	-	-	5	42
21	2	6	2	3	-	4	3	-	1	-	-	-	-	43
7	1	3	1	1	1	-	-	-	1	-	-	-	-	44
64	16	18	12	3	4	3	5	2	1	4	-	2	1	45
34	2	9	3	3	3	3	7	-	4	5	-	1	3	46
4	2	-	-	1	-	-	-	-	1	-	-	-	-	47
301	58	72	23	21	22	13	50	17	15	6	-	2	21	48
30	3	5	6	2	3	1	3	4	3	1	-	1	3	49
48	10	9	2	3	7	2	8	3	4	1	-	-	3	50
83	14	19	6	8	8	2	20	3	3	2	-	-	2	51
25	8	7	2	1	-	-	5	1	1	1	-	-	4	52
9	2	6	1	-	-	-	-	-	-	-	-	-	-	53
45	15	8	-	6	5	3	5	2	2	1	-	-	6	54
44	5	13	3	1	7	3	8	2	2	1	-	-	3	55
6	-	1	2	-	-	-	-	-	1	-	-	-	-	56
11	1	4	1	-	2	2	1	-	-	-	-	-	-	57

TABLE 134.-- USAF MOTOR VEHICLE ACCIDENT ANALYSIS BY

Life Number	Command By Month	Part I									
		Contributing Factors									
		Total Vehicle Acci- dents	Speed Exces- sive	Inatten- tion Distraction	Failure To Yield Right-Of Way	Failure To Sig- nal Or Warn	Improper Loading, Securing Seating	Fatigued Fell Asleep	Lack of Clear- ance	Service Or Me- chanical Failure	Other Driver At Fault
Continental. (Continued)											
1	July - Total	325	47	79	14	15	6	1	21	25	67
2	Air Defense Command . . .	42	7	9	1	-	-	-	10	3	12
3	Air Materiel Command . . .	59	6	14	2	-	1	-	18	5	13
4	Air Training Command . . .	77	7	17	2	10	1	-	21	-	19
5	Mil. Air Trans. Service . . .	28	1	11	1	-	1	-	6	2	6
6	Air University	8	-	1	-	-	-	-	3	2	2
7	Strategic Air Command . . .	59	15	17	5	2	1	-	7	6	6
8	Tactical Air Command . . .	33	7	7	1	1	2	1	6	2	6
9	Headquarters Command . . .	4	2	2	-	-	-	-	-	-	-
10	Air Proving Ground	15	2	1	2	2	-	-	-	5	3
11	August - Total	298	35	69	13	14	8	2	68	18	70
12	Air Defense Command . . .	54	6	11	3	2	2	-	13	3	14
13	Air Materiel Command . . .	64	3	11	5	3	1	1	21	4	15
14	Air Training Command . . .	68	4	15	2	4	2	1	15	4	21
15	Mil. Air Trans. Service . . .	24	3	10	1	-	1	-	3	3	3
16	Air University	10	-	2	-	-	1	-	3	1	3
17	Strategic Air Command . . .	34	11	9	1	-	-	1	5	2	5
18	Tactical Air Command . . .	33	7	9	1	3	-	-	6	-	7
19	Headquarters Command . . .	5	1	2	-	1	-	-	-	-	1
20	Air Proving Ground	6	-	-	-	1	1	-	2	1	1
21	September - Total	296	35	84	9	18	12	2	71	13	52
22	Air Defense Command . . .	61	9	18	-	1	1	-	17	3	12
23	Air Materiel Command . . .	61	5	15	-	3	2	1	16	1	18
24	Air Training Command . . .	58	6	17	2	6	5	1	11	3	7
25	Mil. Air Trans. Service . . .	16	2	6	1	1	1	-	3	-	3
26	Air University	7	-	2	1	-	-	-	3	-	1
27	Strategic Air Command . . .	35	6	14	1	1	1	-	8	2	2
28	Tactical Air Command . . .	21	5	6	1	1	2	-	2	-	4
29	Headquarters Command . . .	10	2	2	1	3	-	-	2	-	2
30	Air Proving Ground	27	-	4	2	3	-	-	11	4	3
31	October - Total	290	40	68	17	15	6	2	62	26	53
32	Air Defense Command . . .	49	8	15	4	2	1	-	7	2	10
33	Air Materiel Command . . .	69	4	15	5	5	3	2	16	4	15
34	Air Training Command . . .	63	8	19	2	5	2	1	16	1	9
35	Mil. Air Trans. Service . . .	14	1	4	-	-	-	-	5	4	-
36	Air University	3	1	-	-	-	-	-	-	-	2
37	Strategic Air Command . . .	44	9	9	3	-	-	-	9	8	6
38	Tactical Air Command . . .	23	7	6	2	1	-	-	3	2	2
39	Headquarters Command . . .	8	2	-	1	-	-	-	2	1	2
40	Air Proving Ground	17	-	-	-	2	-	-	4	4	7
41	November - Total	281	39	64	12	10	7	2	66	17	64
42	Air Defense Command . . .	38	11	8	1	1	1	-	5	-	11
43	Air Materiel Command . . .	56	3	12	4	3	-	-	15	1	18
44	Air Training Command . . .	72	11	16	-	2	3	1	14	7	18
45	Mil. Air Trans. Service . . .	22	3	6	-	1	1	-	6	1	4
46	Air University	5	-	4	-	-	-	-	-	1	-
47	Strategic Air Command . . .	43	7	9	2	-	1	1	14	2	7
48	Tactical Air Command . . .	19	3	7	2	-	-	-	7	-	-
49	Headquarters Command . . .	9	1	-	3	2	-	-	2	1	-
50	Air Proving Ground	17	-	2	-	1	1	-	3	4	6
51	December - Total	372	70	83	10	16	12	2	81	12	86
52	Air Defense Command . . .	56	14	10	1	1	1	-	16	1	12
53	Air Materiel Command . . .	90	15	19	1	5	4	-	29	3	14
54	Air Training Command . . .	89	17	15	4	2	3	2	13	5	28
55	Mil. Air Trans. Service . . .	28	4	9	1	2	1	-	3	-	8
56	Air University	5	1	1	-	-	-	-	-	1	2
57	Strategic Air Command . . .	56	9	17	2	-	-	-	11	1	16
58	Tactical Air Command . . .	24	6	6	1	1	1	-	6	-	3
59	Headquarters Command . . .	16	2	3	-	5	-	-	3	-	3
60	Air Proving Ground	8	2	3	-	-	2	-	-	1	-

a/ Includes Air Proving Ground, 20 Jan 1948 to 1 Jun 1948, (Air Proving Ground Command redesignated Air Pro Materiel Command; relieved from assignment to Air Materiel Command, effective, 1 Jun 1948).

b/ Military Air Transport Services established, 1 Jun 1948 (originally Air Transport Command).

Source: Office of Ground Safety, Deputy Chief of Staff, Personnel, USAF, HQ.

COMMAND IN CONTINENTAL US, BY MONTH: JAN THROUGH DEC, 1948. Continued

Part II										Part III				Line Number
Mature, Vehicle Operation										USAF Driver Defect			Total	
Total Vehicle Accidents	Approaching	Backing	Following	Parking and Parked	Passing	Slowing Stopped	Turning	Inter-Section	No Un-usual Action	Not Licensed or Qualified	Physical Defect	Use of Intoxicants Indicated	Disabling Injuries	
Continental (Continued)														
125	66	67	39	22	26	25	41	26	13	21	-	6	20	1
42	6	10	5	4	6	2	6	3	-	1	-	1	3	2
59	14	11	5	9	4	5	5	4	2	1	-	1	3	3
77	11	18	8	3	9	5	11	10	2	5	-	-	5	4
28	10	6	2	2	1	5	2	-	-	2	-	-	1	5
8	1	1	-	-	1	2	3	-	-	-	-	-	-	6
59	19	11	10	1	2	3	4	4	3	6	-	3	5	7
33	4	6	7	1	2	2	4	3	4	6	-	1	3	8
4	-	2	2	-	-	-	-	-	-	-	-	-	-	9
15	1	2	-	2	1	1	4	2	2	-	-	-	-	10
298	45	74	28	22	26	29	28	16	19	12	2	2	14	11
54	11	11	4	6	7	3	5	6	1	1	-	1	1	12
64	10	9	7	6	7	7	11	3	4	-	1	-	3	13
68	6	16	6	6	5	13	6	4	6	4	1	-	7	14
24	6	10	2	3	-	-	3	3	-	1	-	1	-	15
10	-	3	-	-	2	1	-	-	4	-	-	-	-	16
34	11	10	3	-	2	1	5	1	1	3	-	-	-	17
33	1	10	4	1	2	5	7	2	1	3	1	-	1	18
5	-	1	1	-	1	-	-	-	1	-	-	-	-	19
6	-	3	1	-	-	-	1	-	1	-	-	-	-	20
226	39	79	29	20	22	20	46	22	19	14	-	2	24	21
61	9	13	7	3	6	2	13	7	1	5	-	-	6	22
61	9	18	2	7	7	6	3	7	2	2	-	-	1	23
58	8	17	5	5	1	6	6	3	7	3	-	-	7	24
16	1	6	4	1	-	-	4	-	-	-	-	-	-	25
7	2	2	-	-	-	-	2	-	1	-	-	-	-	26
35	7	9	5	1	4	1	3	3	2	3	-	2	5	27
21	2	3	2	2	1	-	7	2	2	-	-	-	3	28
10	1	2	1	-	2	2	1	-	1	-	-	-	-	29
27	-	9	3	1	1	3	7	-	3	1	-	-	2	30
290	54	67	28	26	26	19	43	16	11	12	1	5	20	31
49	9	7	5	3	5	7	9	4	-	2	1	2	5	32
69	17	23	3	7	5	3	7	3	1	2	-	-	1	33
63	11	23	5	7	1	1	9	3	3	2	-	-	7	34
14	2	4	4	3	-	-	1	-	-	-	-	1	2	35
3	-	1	-	-	-	-	1	-	1	-	-	-	-	36
44	14	7	4	3	3	2	6	4	1	3	-	2	3	37
23	-	-	3	3	5	7	7	1	5	1	-	-	-	38
8	-	-	1	1	2	-	3	1	-	1	-	-	-	39
17	1	3	2	2	5	4	-	-	-	-	-	-	2	40
281	48	55	30	22	27	12	53	23	11	10	2	2	19	41
38	8	4	9	2	2	1	6	6	-	1	-	-	-	42
56	6	15	2	5	5	2	11	7	3	2	-	-	4	43
72	16	9	9	7	7	4	13	3	4	2	2	2	6	44
22	6	4	3	2	1	1	3	-	2	-	-	-	1	45
5	4	4	-	-	-	-	1	-	-	-	-	-	-	46
43	10	11	4	2	1	1	10	4	-	3	-	-	5	47
19	1	5	1	1	1	-	7	-	2	2	-	-	3	48
9	1	-	-	-	2	-	1	3	-	-	-	-	-	49
17	-	3	2	2	8	1	1	-	-	-	-	-	-	50
372	54	76	29	19	21	40	74	25	24	10	-	3	21	51
56	10	11	5	-	1	6	15	7	1	1	-	-	3	52
90	12	23	6	7	6	7	20	6	3	2	-	-	4	53
89	12	17	6	1	3	8	19	13	10	4	-	2	7	54
28	3	6	2	4	2	5	2	3	1	1	-	-	-	55
5	2	1	-	1	1	-	-	1	-	-	-	-	-	56
56	12	7	7	1	3	8	7	4	2	1	-	-	4	57
24	2	2	2	3	2	2	7	-	4	1	-	-	2	58
16	1	2	1	1	3	3	3	1	1	-	-	-	-	59
8	-	2	-	1	1	1	1	-	2	-	-	-	1	60

ving Ground, 20 Jan 1948 and transferred to Air Materiel Command; relieved, 20 Jan 1948 and transferred to Air

TABLE 135.-- USAF MOTOR VEHICLE ACCIDENT ANALYSIS, BY

Line Number	Command By Month	Part 1									
		Contributing Factors									
		Total Vehicle Acci- dents	Speed Exces- sive	Inatten- tion Distrac- tion	Failure To Yield Right-Of Way	Failure To Sig- nal Or Warn	Improper Loading, Securing Seating	Fatigued Fell Asleep	Lack Of Clear- ance	Service Or Me- chanical Failure	Other Driver at Fault
		Overseas									
1	<u>Overseas-Total</u>	<u>2,666</u>	<u>653</u>	<u>439</u>	<u>152</u>	<u>155</u>	<u>47</u>	<u>40</u>	<u>472</u>	<u>190</u>	<u>527</u>
2	<u>March - Total</u>	<u>248</u>	<u>73</u>	<u>33</u>	<u>14</u>	<u>27</u>	<u>6</u>	<u>3</u>	<u>41</u>	<u>20</u>	<u>31</u>
3	Caribbean Air Command . .	18	4	2	1	6	-	-	5	-	-
4	Pacific Air Command	7	1	2	3	-	-	-	1	-	-
5	Alaskan Air Force	34	16	-	1	6	1	-	5	4	1
6	Air Transport Command . . .	56	16	12	-	2	1	-	12	6	7
7	Far East Air Force	91	23	13	7	10	3	2	13	8	12
8	US Air Force in Europe . . .	42	13	4	2	3	1	1	5	2	11
9	<u>April - Total</u>	<u>264</u>	<u>56</u>	<u>44</u>	<u>12</u>	<u>23</u>	<u>2</u>	<u>5</u>	<u>44</u>	<u>21</u>	<u>57</u>
10	Caribbean Air Command . . .	30	11	5	-	4	-	1	3	4	2
11	Pacific Air Command	10	1	-	-	1	-	-	4	-	4
12	Alaskan Air Force	42	12	7	1	4	-	-	6	3	9
13	Air Transport Command . . .	37	6	14	-	1	1	-	6	3	6
14	Far East Air Force	98	19	10	7	12	-	2	20	2	26
15	US Air Force in Europe . . .	47	7	8	4	1	1	2	5	9	10
16	<u>May - Total</u>	<u>214</u>	<u>45</u>	<u>35</u>	<u>16</u>	<u>10</u>	<u>2</u>	<u>-</u>	<u>40</u>	<u>21</u>	<u>45</u>
17	Caribbean Air Command . . .	22	5	1	2	-	-	-	7	2	5
18	Pacific Air Command	6	1	2	-	-	-	-	1	-	2
19	Alaskan Air Force	19	5	2	1	4	-	-	1	2	4
20	Air Transport Command . . .	29	6	6	1	1	1	-	6	1	7
21	Far East Air Force	98	16	15	7	4	-	-	24	11	21
22	US Air Force in Europe . . .	40	12	9	5	1	1	-	1	5	6
23	<u>June - Total</u>	<u>208</u>	<u>44</u>	<u>33</u>	<u>13</u>	<u>11</u>	<u>3</u>	<u>3</u>	<u>43</u>	<u>15</u>	<u>43</u>
24	Caribbean Air Command . . .	19	3	2	-	-	1	-	5	1	7
25	Pacific Air Command	12	3	2	-	-	-	1	4	-	2
26	Alaskan Air Force	27	3	3	1	2	2	-	5	5	6
27	Mil. Air Trans. Service . . .	19	3	6	-	-	-	-	5	1	4
28	Far East Air Force	85	17	13	6	6	-	1	20	6	16
29	US Air Force in Europe . . .	46	15	7	6	3	-	1	4	2	8
30	<u>July - Total</u>	<u>246</u>	<u>74</u>	<u>44</u>	<u>12</u>	<u>10</u>	<u>4</u>	<u>1</u>	<u>42</u>	<u>12</u>	<u>47</u>
31	Caribbean Air Command . . .	31	9	4	1	1	2	-	9	1	4
32	Pacific Air Command	7	2	1	-	-	-	-	2	-	2
33	Alaskan Air Force	17	9	4	-	-	-	1	1	-	2
34	Mil. Air Trans. Service . . .	25	6	6	-	1	1	-	4	3	4
35	Far East Air Force	116	33	22	8	5	-	-	21	6	21
36	US Air Force in Europe . . .	50	15	7	3	3	1	-	5	2	14
37	<u>August - Total</u>	<u>275</u>	<u>61</u>	<u>49</u>	<u>19</u>	<u>13</u>	<u>9</u>	<u>2</u>	<u>45</u>	<u>21</u>	<u>56</u>
38	Caribbean Air Command . . .	41	8	10	1	-	1	-	11	1	9
39	Pacific Air Command	8	3	1	-	-	-	-	1	-	3
40	Alaskan Air Force	29	8	4	3	1	3	-	2	2	6
41	Mil. Air Trans. Service . . .	33	5	13	2	1	4	-	3	-	5
42	Far East Air Force	93	22	14	4	8	-	2	18	10	15
43	US Air Force in Europe . . .	71	15	7	9	3	1	-	10	8	18
44	<u>September - Total</u>	<u>278</u>	<u>62</u>	<u>37</u>	<u>10</u>	<u>16</u>	<u>2</u>	<u>12</u>	<u>53</u>	<u>24</u>	<u>61</u>
45	Caribbean Air Command . . .	40	8	5	2	2	-	9	3	4	7
46	Pacific Air Command	23	4	2	-	-	-	-	10	1	6
47	Alaskan Air Force	28	10	4	1	4	-	-	1	4	4
48	Mil. Air Trans. Service . . .	25	9	8	2	-	1	-	4	-	1
49	Far East Air Force	88	15	7	1	5	1	2	19	11	27
50	US Air Force in Europe . . .	74	16	11	4	5	1	1	16	4	16
51	<u>October - Total</u>	<u>287</u>	<u>65</u>	<u>49</u>	<u>13</u>	<u>13</u>	<u>9</u>	<u>6</u>	<u>65</u>	<u>15</u>	<u>52</u>
52	Caribbean Air Command . . .	27	4	2	-	-	-	1	7	2	11
53	Pacific Air Command	15	1	4	-	-	3	-	7	-	-
54	Alaskan Air Force	25	7	6	4	1	-	-	5	-	2
55	Mil. Air Trans. Service . . .	29	9	9	2	-	1	2	9	2	3
56	Far East Air Force	130	25	23	3	10	4	1	36	7	21
57	US Air Force in Europe . . .	61	19	5	4	2	1	3	8	4	15

COMMAND, OVERSEAS, BY MONTH: MAR THROUGH DEC, 1948

Part II										Part III				Line Number
Nature, Vehicle Operation										USAF Driver Defect			Total	
Total Vehicle Accidents	Approaching	Backing	Following	Parking and Parked	Passing	Slowing Stopped	Turning	Inter-Section	No Un-usual Action	Not Licensed or Qualified	Physical Defect	Use of Intoxi-cants Indicated	Dis-abling Injuries	
Overseas														
<u>2,666</u>	<u>626</u>	<u>310</u>	<u>243</u>	<u>174</u>	<u>278</u>	<u>172</u>	<u>456</u>	<u>159</u>	<u>248</u>	<u>66</u>	<u>5</u>	<u>70</u>	<u>416</u>	1
<u>248</u>	<u>72</u>	<u>29</u>	<u>21</u>	<u>14</u>	<u>21</u>	<u>22</u>	<u>25</u>	<u>10</u>	<u>24</u>	<u>8</u>	<u>1</u>	<u>8</u>	<u>26</u>	2
18	5	5	1	1	1	-	3	-	2	5	-	1	1	3
7	-	-	-	-	-	1	1	-	5	-	-	-	-	4
34	12	2	4	1	3	6	6	-	6	-	-	-	-	5
56	15	12	6	2	2	7	7	-	5	1	-	2	2	6
91	31	5	8	9	9	7	10	9	3	2	1	1	26	7
42	9	5	2	1	9	4	8	1	3	-	-	4	7	8
<u>264</u>	<u>55</u>	<u>24</u>	<u>28</u>	<u>13</u>	<u>20</u>	<u>21</u>	<u>57</u>	<u>12</u>	<u>24</u>	<u>8</u>	<u>-</u>	<u>8</u>	<u>47</u>	9
30	3	-	3	3	2	2	11	3	3	2	-	2	20	10
10	1	1	-	-	-	1	4	-	3	-	-	-	-	11
42	9	7	6	-	3	5	3	3	6	1	-	-	1	12
37	11	11	1	4	2	2	6	-	-	3	-	1	5	13
98	20	10	16	5	11	8	20	5	3	1	-	3	14	14
47	11	5	2	1	2	3	13	1	9	1	-	2	7	15
<u>214</u>	<u>49</u>	<u>23</u>	<u>21</u>	<u>13</u>	<u>22</u>	<u>17</u>	<u>27</u>	<u>13</u>	<u>19</u>	<u>4</u>	<u>-</u>	<u>5</u>	<u>27</u>	16
22	4	2	2	1	-	6	3	-	4	-	-	1	4	17
6	1	1	1	1	1	-	1	-	1	-	-	-	1	18
19	6	2	1	3	3	1	1	-	2	-	-	1	2	19
29	12	5	4	1	1	1	4	-	1	-	-	-	2	20
98	20	10	10	7	14	5	19	9	4	1	-	3	15	21
40	6	3	3	-	4	4	9	4	7	3	-	-	13	22
<u>208</u>	<u>51</u>	<u>22</u>	<u>14</u>	<u>16</u>	<u>19</u>	<u>13</u>	<u>29</u>	<u>13</u>	<u>21</u>	<u>9</u>	<u>-</u>	<u>7</u>	<u>15</u>	23
19	4	2	2	3	2	1	3	1	1	2	-	-	-	24
12	2	2	1	1	-	1	5	-	-	-	-	-	-	25
27	5	1	2	5	2	5	-	3	4	-	-	2	-	26
19	5	3	-	-	1	3	4	1	2	1	-	-	2	27
85	27	9	8	5	9	2	18	3	4	2	-	3	7	28
46	8	5	1	2	5	1	9	5	10	3	-	2	6	29
<u>246</u>	<u>57</u>	<u>25</u>	<u>28</u>	<u>18</u>	<u>20</u>	<u>14</u>	<u>42</u>	<u>11</u>	<u>21</u>	<u>4</u>	<u>1</u>	<u>4</u>	<u>22</u>	30
31	7	6	4	3	3	-	5	1	2	2	1	-	-	31
7	2	1	1	1	1	-	1	-	1	-	-	-	1	32
17	4	1	4	3	2	1	2	-	-	-	-	-	-	33
25	11	4	1	1	1	-	5	-	2	1	-	-	12	34
116	25	8	15	11	12	7	23	6	9	1	-	4	11	35
50	8	5	3	-	11	6	6	4	7	-	-	-	18	36
<u>275</u>	<u>62</u>	<u>26</u>	<u>19</u>	<u>23</u>	<u>21</u>	<u>15</u>	<u>42</u>	<u>20</u>	<u>27</u>	<u>6</u>	<u>1</u>	<u>7</u>	<u>44</u>	37
41	5	10	2	3	3	2	11	2	3	1	-	-	2	38
8	1	2	-	-	-	1	1	-	3	-	-	-	2	39
29	7	2	5	2	2	5	2	4	-	-	-	1	2	40
33	11	10	2	4	2	1	2	-	1	-	-	2	4	41
93	28	8	8	11	12	3	8	7	8	4	1	3	16	42
71	10	4	2	3	11	4	18	7	12	-	-	1	15	43
<u>278</u>	<u>56</u>	<u>22</u>	<u>19</u>	<u>16</u>	<u>27</u>	<u>21</u>	<u>56</u>	<u>14</u>	<u>27</u>	<u>6</u>	<u>2</u>	<u>8</u>	<u>55</u>	44
40	3	8	1	2	5	2	11	1	7	1	-	3	13	45
23	3	4	2	2	-	1	8	1	2	1	-	-	3	46
28	8	1	3	2	2	-	8	1	3	-	-	2	1	47
25	7	5	1	1	-	-	8	2	1	2	-	1	2	48
88	19	3	7	8	13	9	9	6	14	1	1	-	27	49
74	16	11	5	1	7	9	12	3	10	1	1	2	9	50
<u>287</u>	<u>63</u>	<u>24</u>	<u>20</u>	<u>25</u>	<u>25</u>	<u>17</u>	<u>44</u>	<u>17</u>	<u>22</u>	<u>2</u>	<u>-</u>	<u>4</u>	<u>21</u>	51
27	2	5	1	6	5	1	4	-	3	-	-	-	2	52
15	6	5	1	-	-	1	2	-	-	1	-	-	2	53
25	9	3	4	-	1	-	6	2	-	-	-	-	-	54
29	11	6	1	2	-	2	6	-	1	-	-	-	6	55
130	16	14	18	15	19	8	16	11	13	1	-	3	12	56
61	19	1	5	2	10	5	10	4	5	1	-	1	9	57

TABLE 135.-- USAF MOTOR VEHICLE ACCIDENT ANALYSIS, BY COMMAND, OVERSEAS, BY MONTH:
MAR THROUGH DEC, 1948. Continued

Command By Month	Part I									
	Contributing Factors									
	Total Vehicle Acci- dents	Speed Exces- sive	Inatten- tion Distrac- tion	Failure To Yield Right-Of- Way	Failure To Sig- nal Or Warn	Improper Loading, Securing Seating	Fatigued Fall Asleep	Lack of Clear- ance	Service Or Me- chanical Failure	Other Driver at Fault
Overseas										
November - Total	301	66	57	17	18	7	2	56	20	58
Caribbean Air Command. . . .	31	11	7	-	2	2	-	5	-	4
Pacific Air Command. . . .	20	5	2	-	3	1	-	4	1	4
Alaskan Air Command. . . .	50	10	10	5	3	-	-	6	4	12
Mil. Air Trans. Service. . . .	40	8	14	1	-	-	1	9	1	6
Far East Air Force	99	19	19	7	7	4	1	19	10	13
US Air Force in Europe	61	13	5	4	3	-	-	13	4	19
December - Total	345	107	49	26	14	2	6	43	21	77
Caribbean Air Command. . . .	38	6	9	1	2	-	-	4	3	13
Pacific Air Command. . . .	16	3	4	-	-	-	-	5	1	3
Alaskan Air Command. . . .	37	18	1	5	1	-	-	2	2	7
Mil. Air Trans. Service. . . .	24	8	4	1	-	-	1	5	2	3
Far East Air Force	125	24	18	13	8	1	5	18	10	28
US Air Force in Europe	105	48	13	6	3	-	-	9	3	23


Part II										Part III			
Nature, Vehicle Operation										USAF Driver Defect			Total
Total Vehicle Acci- dents	Ap- proach- ing	Back- ing	Follow- ing	Park- ing and Parked	Pass- ing	Slow- ing Stopped	Turn- ing	Inter- sec- tion	No. Us- usual Action	Not Licensed or Qualified	Phy- sical Defect	Use of Intoxi- cants Indi- cated	Dis- abling Injuries
Overseas													
301	91	38	23	21	25	20	45	15	23	5	-	8	35
31	8	8	3	1	2	1	5	-	3	1	-	-	4
20	3	3	1	1	1	2	8	1	-	1	-	-	2
50	15	6	4	5	2	6	8	4	-	-	-	-	-
40	9	9	2	3	5	3	6	3	-	1	-	1	5
99	35	8	9	8	7	4	12	5	11	2	-	3	15
61	21	4	4	3	8	4	6	2	9	-	-	4	9
345	70	37	40	15	48	12	59	34	30	13	-	11	67
38	4	6	2	6	2	4	7	3	4	3	-	1	5
16	-	4	2	-	-	-	3	4	3	-	-	1	2
37	6	1	10	1	8	1	3	5	2	-	-	-	-
24	10	5	1	-	-	-	6	2	-	2	-	1	2
125	25	14	12	7	26	6	14	10	11	7	-	5	35
105	25	7	13	1	12	1	26	10	10	1	-	3	23

a/ MATS established, 1 June 1948 (originally ATC).

Source: Office of Ground Safety, Deputy Chief of Staff, Personnel, USAF, Hq.

PART V

MEDICAL



MEDICAL

In previous publications of the Statistical Digest one table may be found as reported by the Air Surgeon. Table 47, page 68 of 1947 Statistical Digest, entitled "Admission of Military Personnel to Hospitals and Quarters in Continental US, By Cause - Number and Rate: Jul 1943" - through current date as published, covered the data available from that source. This table, brought up to date, reports the mean strength of military personnel admitted to hospitals and quarters by race and by month, causes, diseases, injuries and selected diseases such as common respiratory and venereal, together with the rates based on these factors.

Table 138, page 194, of the 1948 publication continues this information - covering 1948 by quarter only, but is expanded to give the information by command.

The table is further developed, breaking down Venereal Disease rates by types, by race, by Command and by month to show the number of cases together with the rates per 1,000 men per year.

Tables in the 1948 publication and appearing for the first time covers such topics as "USAF Hospitalization in Continental US, By Month, 1948"; "Admission of Military Personnel to Hospitals and Quarters in Continental US, for Specified Diseases - Number and Rate, By Command, By Quarter: 1948"; "USAF Dental Health Summary in Continental US, By Month: Calendar Year, 1948", and Table 141 "USAF School of Aviation Medicine Training, By Course, Showing Students Entered and Students Graduated; Calendar Year, 1948".

The first three tables mentioned are self explanatory. The last table listed shows training of Medical Personnel by component and by course and summarizes the number of "Students Under Instruction" as well as the number of "Graduates" for the given period. Numbers may differ to an extent from those found under Tactical Training, Part III, because of the difference in reporting dates.

Medical rates, as reported in this part of the Statistical Digest, are made exceptions to the overall rule. In this section rates too small to indicate as one percent (1%) are indicated by dashes (-'s) whereas in other parts of the publication dashes denote zeros and unavailable data are indicated by footnotes.

TABLE 136. -- ADMISSION OF MILITARY PERSONNEL TO HOSPITALS, BY CAUSE, NUMBER AND RATE, IN CONTINENTAL US: BY QUARTERS, 1948

Note: Admissions include direct admissions to hospitals and quarters and cases carded for record only. In the latter category are deaths and discharges for disability of personnel not patients and venereal disease cases treated on an outpatient basis. In the case of admissions for a specific disease, the number of cases may include patients among whom the specific condition was not the primary cause of admission or was discovered while the patient was being treated for other condition. However, a patient would be counted only once under the general classification of "All Causes", "Disease" and "Injury". Rates are per 1,000 men per year and show the number of admissions that would occur during a year if the number of cases per 1,000 in the reporting period were the same for all periods in the year. Dash (-) rates indicate rates that are too small to express.

Commands by quarters a/	Mean Strength b/			All Causes		Injury		Venereal Disease c/					
	Total	White	Colored	Cases	Rate	Cases	Rate	Total		White		Colored	
								Cases	Rate	Cases	Rate	Cases	Rate
Total - USAF . . .	248,020	232,355	15,675	93,550	370	11,964	47	6,583	26	4,161	18	2,422	152
1st quarter	239,870	223,659	16,211	27,095	452	2,724	45	1,822	30	1,164	21	658	162
2nd quarter	249,825	233,859	15,966	22,821	365	3,084	49	1,656	27	1,037	18	619	155
3rd quarter	248,299	233,076	15,213	21,464	346	2,954	48	1,603	26	1,050	18	553	145
4th quarter	253,700	238,364	15,336	22,170	325	3,202	47	1,502	22	910	14	592	143
Military Air Transport Service - Total . a/	14,394	13,487	507	4,709	321	633	43	311	21	192	14	113	122
1st quarter	14,131	13,126	1,005	1,234	345	145	41	73	21	45	14	28	111
2nd quarter	15,244	14,288	956	1,179	309	165	43	86	23	50	14	36	151
3rd quarter	14,870	13,975	895	1,156	311	157	42	87	23	59	17	28	125
4th quarter	13,407	12,625	782	1,140	316	166	46	65	18	44	13	21	100
Air Materiel Command - Total	22,230	21,093	1,137	10,079	445	1,358	60	650	29	504	23	146	126
1st quarter	24,775	23,282	1,493	3,040	491	302	49	241	39	181	31	60	161
2nd quarter	22,426	22,954	1,472	2,498	409	384	63	181	30	125	22	56	152
3rd quarter	20,590	19,710	880	2,265	440	338	66	125	24	119	24	6	27
4th quarter	19,351	18,617	734	2,276	437	334	64	103	20	79	16	24	121
Air Training Command - Total	88,887	84,242	4,645	34,225	378	3,556	39	1,675	18	1,167	14	508	107
1st Quarter	79,391	74,781	4,610	9,903	499	675	34	428	22	285	15	143	124
2nd quarter	82,528	77,849	4,679	8,451	410	881	43	406	20	272	14	134	115
3rd quarter	91,848	87,232	4,617	7,710	336	914	40	441	19	323	15	118	102
4th quarter	100,861	96,189	4,672	8,161	301	1,086	40	400	15	287	11	113	90
Strategic Air Command - Total	44,766	41,839	2,927	15,613	342	2,366	52	1,453	32	867	20	586	196
1st quarter	46,512	43,437	3,075	4,533	390	593	51	449	39	270	25	179	233
2nd quarter	47,323	44,257	3,066	3,513	322	590	50	336	28	210	19	126	164
3rd quarter	41,617	39,159	2,458	3,263	314	537	52	310	30	197	20	113	184
4th quarter	43,698	40,600	3,098	4,004	340	646	55	358	30	190	17	168	201
Air University Total	8,375	7,777	598	3,214	377	441	52	339	40	184	23	155	254
1st Quarter	8,160	7,621	539	802	393	100	49	72	35	47	25	25	186
2nd quarter	8,664	8,030	634	767	354	132	61	79	36	53	26	26	164
3rd quarter	8,366	7,774	592	874	418	103	49	92	44	52	27	40	270
4th quarter	8,315	7,689	626	771	344	106	47	96	43	32	15	64	380
Headquarters Command USAF - Total	4,986	4,979	7	1,631	323	171	34	107	21	106	21	1	-
1st Quarter	4,666	4,666	0	444	381	36	31	26	22	26	22	0	0
2nd quarter	4,721	4,720	1	358	303	59	50	16	14	16	14	0	0
3rd quarter	5,051	5,051	0	372	295	39	31	27	21	27	21	0	0
4th quarter	5,469	5,443	26	457	310	37	25	38	26	37	25	1	-
Air Defense Command - Total	24,360	23,213	1,147	8,878	358	1,290	52	875	35	487	21	388	332
1st Quarter	27,878	26,612	1,266	3,064	440	361	52	235	34	128	19	107	338
2nd quarter	29,189	27,977	1,212	2,456	337	379	52	319	44	173	25	146	482
3rd quarter	24,914	23,590	1,324	1,984	319	347	56	195	31	118	20	77	233
4th quarter	16,094	15,282	812	1,374	317	203	47	126	29	68	17	58	265

TABLE 136.-- ADMISSION OF MILITARY PERSONNEL TO HOSPITALS, BY CAUSE, NUMBER AND RATE, IN CONTINENTAL US:
BY QUARTERS, 1948. Continued

Commands by Quarters a/	Mean Strength b/			All Causes		Injury		Venereal Disease c/					
								Total		White		Colored	
	Total	White	Colored	Cases	Rate	Cases	Rate	Cases	Rate	Cases	Rate	Cases	Rate
<u>Tactical Air Command</u>													
<u>Total f/</u>	<u>31,243</u>	<u>27,716</u>	<u>3,527</u>	<u>12,230</u>	<u>384</u>	<u>1,633</u>	<u>51</u>	<u>895</u>	<u>28</u>	<u>527</u>	<u>19</u>	<u>368</u>	<u>102</u>
1st quarter	34,357	30,134	4,223	4,075	474	512	60	298	35	182	24	116	110
2nd quarter	35,782	32,023	3,759	3,094	346	457	51	221	25	132	16	89	95
3rd quarter	35,039	31,211	3,827	3,193	365	394	45	251	29	139	18	112	117
4th quarter	20,613	18,225	2,388	1,868	337	270	49	125	23	74	15	51	79
<u>Air Proving Ground</u>													
<u>Total g/</u>	<u>3,412</u>	<u>3,055</u>	<u>347</u>	<u>1,361</u>	<u>391</u>	<u>372</u>	<u>78</u>	<u>142</u>	<u>41</u>	<u>28</u>	<u>12</u>	<u>104</u>	<u>235</u>
2nd quarter	1,948	1,761	187	205	421	37	76	12	25	6	14	6	128
3rd quarter	5,994	5,374	620	647	432	125	83	75	50	16	12	59	381
4th quarter	5,541	4,941	562	509	341	110	74	55	37	16	12	39	258
<u>Continental Air</u>													
<u>Command - Total h/</u>	<u>5,386</u>	<u>4,953</u>	<u>432</u>	<u>1,610</u>	<u>293</u>	<u>244</u>	<u>44</u>	<u>136</u>	<u>25</u>	<u>83</u>	<u>16</u>	<u>53</u>	<u>120</u>
4th Quarter	20,389	18,753	1,636	1,610	293	244	44	136	25	83	16	53	120

a/ Medical Statistics are reported on a weekly basis as of midnight Friday, and the periods shown are not calendar months but 4 or 5 week periods, depending on the number of Fridays in one month.

b/ Average daily strength during report period. These figures will not agree with personnel figures shown elsewhere in this volume since the latter are generally end of month figures.

c/ Excludes all cases existing prior to service.

d/ MATS established, 1 June 1948 (originally ATC).

e/ Includes APG through May 1948.

f/ Included in ConAC for month of December 1948.

g/ Included in AMC, through May.

h/ Established, 1 December 1948 (Includes TAC and ADC).

Source: Biometrics Division, Air Surgeon, Deputy Chief of Staff, Personnel, USAF, Hq.

TABLE 137.-- ADMISSION OF MILITARY PERSONNEL TO HOSPITALS AND QUARTERS FOR SPECIFIED DISEASES--NUMBER AND RATE--IN CONTINENTAL US: BY QUARTER, 1948

Note:--Admissions include direct admissions to hospitals and quarters and cases carded for record only. In the latter category are deaths and discharges for disability of personnel not patients and venereal disease cases treated on an outpatient basis. In the case of admissions for a specific disease, the number of cases may include patients among whom the specific condition was not the primary cause of admission or was discovered while the patient was being treated for other conditions. However, a patient would be counted only once under the general classification of "All Causes", "Disease" and "Injury". Rates are per 1,000 men per year and show the number of admissions that would occur during a year if the number of cases per 1,000 in the reporting period were the same for all periods in the year. Dash (-) rates indicate rates that are too small to express.

Command by quarter a/	Common respiratory		Pneumonia		Diarrhea and Dysentery		Measles		Mumps		Scarlet Fever		Meningitis		Rheumatic Fever		Tuberculosis		Malaria		Neurological		Psychiatric	
	Cases	Rate	Cases	Rate	Cases	Rate	Cases	Rate	Cases	Rate	Cases	Rate	Cases	Rate	Cases	Rate	Cases	Rate	Cases	Rate	Cases	Rate	Cases	Rate
<u>USAR - Total</u>	15,374	61	1,885	7.5	815	3.2	345	1.4	820	3.2	29	0.1	24	0.1	243	1.0	169	0.1	28	0.1	148	0.6	2,247	8.9
1st Quarter	6,465	108	737	12.3	224	3.7	93	1.6	339	5.7	13	0.2	9	0.2	84	1.4	44	0.7	7	0.1	55	0.9	564	9.4
2nd Quarter	3,089	49	358	6.2	170	2.7	202	3.2	336	5.4	12	0.2	8	0.1	82	1.3	35	0.6	10	0.2	35	0.6	589	9.4
3rd Quarter	2,386	38	395	6.4	229	3.7	24	0.4	102	1.6	3	-	2	-	36	0.6	33	0.5	7	0.1	42	0.7	568	9.2
4th Quarter	3,434	50	365	5.3	192	2.8	26	0.4	43	0.6	1	-	5	0.1	41	0.6	57	0.8	4	0.1	16	0.2	526	7.7
<u>Military Air Transport Service</u>																								
<u>Total b/</u>	389	27	16	1.1	64	4.4	9	0.6	28	2.6	0	0.0	1	0.1	4	0.3	8	0.5	1	0.1	9	0.6	87	5.9
1st quarter	174	49	6	1.7	18	5.1	1	0.3	15	4.2	0	0.0	0	0.0	2	0.6	6	1.7	0	0.0	2	0.6	26	7.4
2nd Quarter	68	18	3	0.8	22	5.8	8	2.1	17	4.5	0	0.0	0	0.0	2	0.5	1	0.3	0	0.0	3	0.8	17	4.5
3rd Quarter	59	16	2	0.5	11	3.0	0	0.0	3	0.8	0	0.0	0	0.0	0	0.0	0	0.0	0	0.0	3	0.8	22	5.9
4th Quarter	88	24	5	1.4	13	3.7	0	0.0	3	0.8	0	0.0	1	0.3	0	0.0	1	0.3	1	0.3	1	0.3	22	6.1
<u>Air Materiel Command- c/</u>																								
<u>Total</u>	1,401	62	60	2.6	78	3.4	10	0.4	55	2.4	0	0.0	0	0.0	4	0.2	12	0.5	3	0.1	0	0.0	132	5.8
1st Quarter	547	88	23	3.7	34	5.5	3	0.5	23	3.7	0	0.0	0	0.0	1	0.2	1	0.2	0	0.0	0	0.0	36	5.8
2nd Quarter	280	46	11	1.8	17	2.8	7	1.1	22	3.6	0	0.0	0	0.0	0	0.0	4	0.7	0	0.0	0	0.0	39	6.4
3rd Quarter	209	41	17	3.3	9	1.7	0	0.0	7	1.4	0	0.0	0	0.0	3	0.6	4	0.8	2	0.4	0	0.0	39	7.6
4th Quarter	365	70	9	1.7	18	3.5	0	0.0	3	0.6	0	0.0	0	0.0	0	0.0	3	0.6	1	0.2	0	0.0	18	3.5
<u>Air Training Command-</u>																								
<u>Total</u>	8,360	92	1,387	15.3	213	2.4	251	2.8	398	4.4	21	0.2	14	0.2	184	2.0	48	0.5	3	-	128	1.4	1,220	13.5
1st quarter	3,493	176	564	28.4	34	1.7	69	3.5	184	9.3	11	0.6	5	0.3	70	3.5	8	0.4	1	0.1	52	2.6	268	13.5
2nd quarter	1,772	86	285	13.8	42	2.0	152	7.4	169	8.2	7	0.3	6	0.3	62	3.0	15	0.7	1	0.1	30	1.5	332	16.1
3rd Quarter	1,286	56	288	12.5	79	3.4	14	0.6	31	1.4	3	0.1	0	0.0	24	1.0	11	0.5	1	-	35	1.5	329	14.3
4th Quarter	1,809	67	250	9.2	58	2.1	16	0.6	14	0.5	0	0.0	3	0.1	28	1.0	14	0.5	0	0.0	11	0.4	291	10.7
<u>Strategic Air Command -</u>																								
<u>Total</u>	1,863	41	168	3.7	139	3.0	27	0.6	122	2.7	1	-	5	0.1	25	0.5	26	0.8	4	0.1	3	0.1	241	5.2
1st Quarter	883	76	67	5.8	42	3.6	4	0.3	27	2.3	0	0.0	2	0.2	5	0.4	8	0.7	1	0.1	0	0.0	65	5.6
2nd quarter	345	29	50	4.2	20	1.7	21	1.8	60	5.1	1	0.1	2	0.2	12	1.0	6	0.5	3	0.3	2	0.2	68	5.7
3rd Quarter	209	20	26	2.5	45	4.3	0	0.0	23	2.2	0	0.0	1	0.1	2	0.2	8	0.8	0	0.0	1	0.1	44	4.2
4th Quarter	426	36	25	2.1	32	2.7	2	0.2	12	1.0	0	0.0	0	0.0	6	0.5	14	1.2	0	0.0	0	0.0	64	5.4

<u>Air University -</u>																								
<u>Total</u>	219	26	23	2.7	19	2.2	0	0.0	25	2.9	0	0.0	0	0.0	9	1.1	0	0.0	0	0.0	24	2.3		
1st quarter	52	25	3	1.5	11	5.4	0	0.0	12	5.9	0	0.0	0	0.0	4	2.0	0	0.0	0	0.0	4	2.0		
2nd quarter	25	12	0	0.0	3	1.4	0	0.0	8	3.7	0	0.0	0	0.0	1	0.5	0	0.0	0	0.0	6	2.8		
3rd quarter	57	27	5	2.4	3	1.4	0	0.0	4	1.9	0	0.0	0	0.0	1	0.5	0	0.0	0	0.0	8	3.8		
4th quarter	84	38	15	6.7	2	0.9	0	0.0	1	0.4	0	0.0	0	0.0	3	1.3	0	0.0	0	0.0	6	2.7		
<u>Headquarters Command USAF-</u>																								
<u>Total</u>	128	25	17	3.2	22	6.2	2	0.6	12	2.4	1	0.2	2	0.4	4	0.8	2	0.4	4	0.8	4	0.8	103	20.2
1st quarter	67	57	10	8.6	10	8.6	0	0.0	3	2.6	1	0.9	1	0.9	1	0.9	0	0.9	0	0.9	32	27.4		
2nd quarter	18	15	2	1.7	5	4.2	2	1.7	5	4.2	0	0.0	0	0.0	0	0.0	0	0.0	0	0.0	27	22.9		
3rd quarter	16	13	1	0.8	0	0.0	0	0.0	2	1.6	0	0.0	1	0.8	0	0.0	0	0.0	3	2.4	2	1.6	23	18.2
4th quarter	27	18	4	2.7	17	11.5	1	0.7	2	1.4	0	0.0	0	0.0	3	2.0	1	0.7	1	0.7	2	1.4	21	14.3
<u>Air Defense Command d/</u>																								
<u>Total</u>	1,307	53	71	2.9	95	2.8	12	0.5	60	2.4	2	0.1	0	0.0	5	0.2	23	0.9	7	0.3	1	-	77	2.1
1st quarter	623	89	18	2.6	40	5.7	3	0.4	29	4.2	1	0.1	0	0.0	6	0.9	2	0.3	1	0.1	43	6.2		
2nd quarter	280	38	17	2.3	27	3.7	4	0.5	16	2.2	1	0.1	0	0.0	3	0.4	3	0.4	5	0.7	0	0.0	11	1.5
3rd quarter	211	34	22	3.5	11	1.8	5	0.8	12	1.9	0	0.0	0	0.0	1	0.2	3	0.5	0	0.0	0	0.0	16	2.6
4th quarter	193	45	14	3.2	17	3.9	0	0.0	3	0.7	1	0.2	0	0.0	1	0.2	11	2.5	0	0.0	0	0.0	7	1.6
<u>Tactical Air Command d/</u>																								
<u>Total</u>	1,399	44	117	3.7	129	4.1	29	0.9	105	3.2	2	0.1	1	-	15	0.5	23	0.7	6	0.2	2	0.1	309	9.7
1st quarter	626	73	46	5.4	35	4.1	13	1.5	46	5.4	0	0.0	1	0.1	5	0.6	10	1.2	3	0.4	0	0.0	90	10.5
2nd quarter	239	32	20	2.2	31	3.5	8	0.9	39	4.4	3	0.3	0	0.0	3	0.3	5	0.6	1	0.1	0	0.0	85	9.5
3rd quarter	290	33	34	3.9	50	5.7	5	0.6	20	2.3	0	0.0	0	0.0	5	0.6	6	0.7	1	0.1	0	0.0	78	8.9
4th quarter	194	35	17	3.1	13	2.3	3	0.5	0	0.0	0	0.0	0	0.0	2	0.4	2	0.4	1	0.2	2	0.4	56	10.1
<u>Air Proving Ground e/</u>																								
<u>Total</u>	109	21	0	0.0	35	10.0	0	0.0	0	0.0	0	0.0	0	0.0	1	0.2	0	0.0	0	0.0	1	0.2	22	6.2
2nd Quarter	11	23	0	0.0	3	6.2	0	0.0	0	0.0	0	0.0	0	0.0	0	0.0	0	0.0	0	0.0	0	0.0	4	8.2
3rd Quarter	49	33	0	0.0	21	14.0	0	0.0	0	0.0	0	0.0	0	0.0	1	0.7	0	0.0	0	0.0	1	0.7	9	6.0
4th Quarter	49	33	0	0.0	11	7.4	0	0.0	0	0.0	0	0.0	0	0.0	0	0.0	0	0.0	0	0.0	0	0.0	9	6.0
<u>Continental Air Command f/</u>																								
<u>Total</u>	199	26	26	4.7	11	2.0	4	0.7	5	0.9	0	0.0	1	0.2	1	0.2	8	1.5	0	0.0	0	0.0	32	5.8
4th Quarter	199	26	26	4.7	11	2.0	4	0.7	5	0.9	0	0.0	1	0.2	1	0.2	8	1.5	0	0.0	0	0.0	32	5.8

a/ Medical Statistics are reported on a weekly basis of midnight Friday, and the Projects shown are not calendar months but 4 or 5 week periods, depending on the number of Fridays in one month.

b/ MATS established, 1 June 1948 (originally AIC).

c/ Includes ARC through May 1948.

d/ Included in ConAC for month of December 1948.

e/ Included in AMC, through May.

f/ ConAC established, 1 December 1948 (Includes TAC and ADC).

Source: Biometrics Division, Air Surgeon, Deputy Chief of Staff, Personnel, USAF, Hq.

TABLE 138.-- USAF VENEREAL DISEASE RATES, BY COMMAND IN CONTINENTAL US, BY MONTH: JAN THROUGH DEC, 1948

Note:-- Admissions include direct admissions to hospitals and quarters and cases carded for record only. Rates are per 1,000 men per year and show the number of admissions that would occur during a year if the number of cases per 1,000 in the reporting period were the same for all periods in the year. Dash (-) rates indicate rates that are too small to express.

Command by Month a/	White and Colored				White				Colored			
	Venereal Disease All Types b/		Gonorrhea Cases	Syph- illis Cases	Venereal Disease All Types b/		Gonorrhea Cases	Syph- illis Cases	Venereal Disease All Types b/		Gonorrhea Cases	Syph- illis Cases
	Cases	Rate			Cases	Rate			Cases	Rate		
USAF - Total	6,583	26	5,474	863	4,161	18	3,510	569	2,422	152	1,964	294
January . .	753	34	634	93	478	23	410	61	275	181	224	32
February . .	504	27	432	50	328	19	282	39	176	139	150	11
March . . .	565	29	482	70	358	20	310	47	207	163	172	23
April . . .	681	28	559	100	427	19	352	67	254	163	207	33
May	520	27	423	83	305	17	253	47	215	177	170	36
June	455	24	375	57	305	17	253	41	150	123	122	16
July	590	25	491	71	396	18	337	50	194	133	154	21
August . . .	498	26	419	68	316	18	268	44	182	157	151	24
September .	515	27	446	49	338	19	256	33	177	149	150	16
October . .	584	24	480	79	368	16	297	60	216	145	183	19
November . .	419	21	328	72	240	13	200	37	179	150	128	35
December . .	499	21	405	71	302	13	252	43	197	135	153	28
WATS - Total	311	21	276	29	198	14	177	18	113	122	92	11
January . .	17	13	14	1	6	5	5	0	11	115	9	0
February . .	32	29	29	2	22	22	19	2	10	125	10	1
March . . .	24	21	20	4	17	16	14	3	7	92	6	1
April . . .	33	23	28	4	23	17	21	2	10	109	7	2
May	23	20	20	3	13	12	11	2	10	137	9	1
June	30	25	27	3	14	13	13	1	16	218	14	2
July	38	25	36	2	30	21	28	2	8	92	8	0
August . . .	16	14	15	1	9	9	9	0	7	103	6	1
September .	33	31	30	2	20	20	17	2	13	189	13	0
October . .	26	20	23	3	18	15	17	1	8	96	6	2
November . .	18	17	16	2	13	13	12	1	5	87	4	1
December . .	21	17	18	2	13	11	11	2	8	115	7	0
AMC - Total	650	29	586	63	504	23	450	53	146	126	136	10
January . .	100	43	90	10	75	34	67	8	25	177	23	2
February . .	67	35	63	4	53	29	49	4	14	127	14	0
March . . .	74	38	65	9	53	29	45	8	21	172	20	1
April . . .	87	36	78	8	61	27	54	6	26	164	24	2
May	63	31	57	6	34	18	30	4	29	226	27	2
June	31	19	27	4	30	20	26	4	1	12	1	0
July	56	28	50	6	53	28	47	6	3	32	3	0
August . . .	34	21	29	5	33	22	28	5	1	15	1	0
September .	35	22	33	2	33	22	31	2	2	32	2	0
October . .	36	19	33	3	31	17	28	3	5	70	5	0
November . .	30	20	26	4	20	14	18	2	10	180	8	2
December . .	37	20	35	2	28	16	27	1	9	127	8	1
A Trp. C - Total	1,675	18	1,399	222	1,167	14	992	151	508	107	407	71
January . .	168	23	137	24	115	17	96	17	53	122	41	7
February . .	121	20	110	10	75	13	68	7	46	130	42	3
March . . .	139	22	121	14	95	16	87	7	44	121	34	7
April . . .	173	22	141	27	112	15	91	19	61	132	50	8
May	119	19	104	12	84	14	75	6	35	98	29	6
June	114	18	86	15	76	13	58	10	38	108	28	5
July	148	18	119	24	106	14	88	16	42	97	31	8
August . . .	146	20	128	14	100	15	92	7	46	130	36	7
September .	147	19	125	21	117	16	100	17	30	82	25	4
October . .	180	18	149	25	139	15	114	22	41	92	35	3
November . .	103	13	83	13	72	10	59	12	31	86	24	6
December . .	117	13	96	18	76	9	64	11	41	90	32	7
SAC - Total	1,453	32	1,173	207	867	20	719	135	586	196	454	72
January . .	177	42	145	22	115	29	101	13	62	221	44	9
February . .	128	35	105	12	76	22	66	9	52	216	39	3
March . . .	144	39	124	16	79	23	69	10	65	263	55	6
April . . .	145	31	114	26	92	21	75	16	53	171	39	10
May	106	29	76	26	61	18	42	19	45	191	34	7
June	85	24	70	12	57	17	46	10	28	126	24	2
July	97	23	74	17	65	17	54	11	32	138	20	6
August . . .	106	34	88	17	67	23	52	15	39	206	36	2

TABLE 138.-- USAF VENEREAL DISEASE RATES, BY COMMAND IN CONTINENTAL US, BY MONTH:
JAN THROUGH DEC 1948. Continued

Note:-- Admissions include direct admissions to hospitals and quarters and cases carded for record only. Rates are per 1,000 men per year and show the number of admissions that would occur during a year if the number of cases per 1,000 in the reporting period were the same for all periods in the year. Dash (-) rates indicate rates that are too small to express.

Command by Month a/	White and Colored				White				Colored			
	Venereal Disease All Types b/		Gonorrhea Cases	Syph- illis Cases	Venereal Disease All Types b/		Gonorrhea Cases	Syph- illis Cases	Venereal Disease All Types b/		Gonorrhea Cases	Syph- illis Cases
	Cases	Rate			Cases	Rate			Cases	Rate		
<u>SAC (cont'd).</u>												
September . . .	107	34	89	9	65	22	58	4	42	216	31	5
October . . .	122	31	100	15	65	18	52	11	57	204	48	4
November . . .	113	34	88	18	50	16	45	5	63	257	43	13
December . . .	123	27	100	17	75	18	59	12	48	155	41	5
<u>AU - Total.</u>	<u>339</u>	<u>40</u>	<u>264</u>	<u>58</u>	<u>184</u>	<u>23</u>	<u>146</u>	<u>35</u>	<u>155</u>	<u>254</u>	<u>118</u>	<u>23</u>
January . . .	27	37	23	3	16	23	14	1	11	220	9	2
February . . .	23	36	15	6	14	24	8	6	9	218	7	0
March . . .	22	33	18	4	17	27	13	4	5	115	5	0
April . . .	35	42	26	7	20	26	14	5	15	234	12	2
May . . .	20	29	15	5	13	20	10	3	7	139	5	2
June . . .	24	37	16	8	20	33	15	5	4	91	1	3
July . . .	37	45	32	4	20	26	18	2	17	299	14	2
August . . .	29	45	27	2	17	29	16	1	12	264	11	1
September . . .	26	41	25	1	15	26	14	1	11	241	11	0
October . . .	32	40	24	5	16	22	11	4	16	263	13	1
November . . .	29	44	19	7	9	15	8	1	20	413	11	6
December . . .	35	45	24	6	7	10	5	2	28	471	19	4
<u>Hqs C - Total</u>	<u>107</u>	<u>21</u>	<u>85</u>	<u>21</u>	<u>106</u>	<u>21</u>	<u>84</u>	<u>21</u>	<u>1</u>	<u>-</u>	<u>1</u>	<u>-</u>
January . . .	10	23	10	0	10	23	10	0	0	0	0	0
February . . .	4	11	2	2	4	11	2	2	0	0	0	0
March . . .	12	33	11	1	12	33	11	1	0	0	0	0
April . . .	10	22	10	0	10	22	10	0	0	0	0	0
May . . .	3	8	3	0	3	8	3	0	0	0	0	0
June . . .	3	8	2	1	3	8	2	1	0	0	0	0
July . . .	9	19	7	2	9	19	7	2	0	0	0	0
August . . .	9	23	4	5	9	23	4	5	0	0	0	0
September . . .	9	23	6	3	9	23	6	3	0	0	0	0
October . . .	13	26	11	2	12	24	10	2	1	-	1	0
November . . .	10	24	8	2	10	24	8	2	0	0	0	0
December . . .	15	27	11	3	15	27	11	3	0	0	0	0
<u>AIC - Total e/</u>	<u>875</u>	<u>35</u>	<u>757</u>	<u>78</u>	<u>487</u>	<u>21</u>	<u>420</u>	<u>48</u>	<u>388</u>	<u>332</u>	<u>337</u>	<u>30</u>
January . . .	107	40	93	12	53	21	46	7	54	432	47	5
February . . .	55	25	50	4	39	19	34	4	16	158	16	0
March . . .	73	34	64	7	36	18	32	4	37	411	32	3
April . . .	119	43	103	12	63	24	53	9	56	578	50	3
May . . .	117	51	99	14	56	26	49	5	61	668	50	9
June . . .	83	37	75	5	54	25	51	3	29	253	24	2
July . . .	87	33	77	2	57	23	49	1	30	234	28	1
August . . .	57	30	47	6	30	17	23	4	27	286	24	2
September . . .	51	29	45	1	31	19	27	1	20	184	18	0
October . . .	72	31	59	10	36	16	28	6	36	288	31	4
November . . .	54	27	45	5	32	17	28	4	22	235	17	1
<u>TAC - Total e</u>	<u>895</u>	<u>28</u>	<u>698</u>	<u>152</u>	<u>527</u>	<u>19</u>	<u>419</u>	<u>92</u>	<u>368</u>	<u>102</u>	<u>279</u>	<u>60</u>
January . . .	147	47	122	21	88	32	71	15	59	150	51	6
February . . .	74	28	58	10	45	19	36	5	29	86	22	5
March . . .	77	28	59	15	49	20	39	10	28	85	20	5
April . . .	79	23	59	16	46	15	34	10	33	87	25	6
May . . .	69	25	49	17	41	17	33	8	28	99	16	9
June . . .	73	27	61	9	45	18	37	7	28	100	24	2
July . . .	91	27	71	13	52	17	43	9	39	107	28	4
August . . .	86	31	71	13	46	19	41	5	40	135	30	8
September . . .	74	28	60	10	41	18	36	3	33	112	24	7
October . . .	72	23	54	12	43	16	30	10	29	80	24	2
November . . .	53	22	34	16	31	14	19	10	22	79	15	6

TABLE 138.-- USAF VENEREAL DISEASE RATES, BY COMMAND IN CONTINENTAL US, BY MONTH:

JAN THROUGH DEC 1948. Continued

Note:-- Admissions include direct admissions to hospital and quarters and cases carded for record only. Rates are per 1,000 men per year and show the number of admissions that would occur during a year if the number of cases per 1,000 in the reporting period were the same for all periods in the year. Dash (-) rates indicate rates that are too small to express.

Command by Month a/	White and Colored				White				Colored			
	Venereal Disease All Types b/		Gonorrhea Cases	Syph- ilis Cases	Venereal Disease All Types b/		Gonorrhea Cases	Syph- ilis Cases	Venereal Disease All Types b/		Gonorrhea Cases	Syph- ilis Cases
	Cases	Rate			Cases	Rate			Cases	Rate		
AFG - Total f/	142	41	127	13	38	12	32	5	104	295	25	8
June . . .	12	25	11	0	6	14	5	0	6	128	6	0
July . . .	27	46	25	1	4	8	3	1	23	390	22	0
August . . .	15	33	10	5	5	12	3	2	10	208	7	3
September . . .	33	73	33	0	7	17	7	0	26	543	26	0
October . . .	31	57	27	4	8	17	7	1	23	346	20	3
November . . .	9	21	9	0	3	8	3	0	6	127	6	0
December . . .	15	28	12	3	5	11	4	1	10	193	8	2
Com AC-Total g/	136	25	109	20	83	16	71	11	53	120	38	2
December . . .	136	25	109	20	83	16	71	11	53	120	38	9

a/Medical statistics are reported on a weekly basis as of midnight Friday, and the periods shown are not calendar months but 4 or 5 week periods, depending on the number of Fridays in one month.

b/Excludes all cases existing prior to service

c/MATS established, 1 June 1948, (Originally ATC).

d/Includes AFG, through May 1948

e/Included in Continental Air Command, December 1948.

f/January through May included in AMC.

g/Established, 1 Dec '48 (Includes TAC and ADC).

Source: Biometrics Division, Air Surgeon, Deputy Chief of Staff, Personnel, USAF, Hq.

TABLE 139.-- USAF HOSPITALIZATION, CONTINENTAL US, BY MONTH: JAN THROUGH DEC 1948

By Month	Total Military Admissions to USAF Hospitals a/	Total Military Patients Treated in USAF Hospitals a/	Total Days Lost in USAF Hospitals (Military) a/	Beds Authorized	Beds Occupied b/				
					Total	USAF Military	Army (Excluding WAC)	Civilians	Others
Total	74,903	c/ 76,412	813,067	d/ 6,017	d/ 2,636	d/ 1,898	d/ 124	d/ 582	d/ 32
January . . .	7,407	8,916	75,464	5,775	3,044	2,290	109	604	41
February . . .	7,111	9,610	72,282	5,875	3,001	2,287	109	575	30
March . . .	6,603	9,095	71,576	5,875	2,984	2,237	125	585	37
April . . .	7,447	9,925	83,825	5,875	2,682	1,960	110	576	36
May . . .	5,599	7,796	61,389	5,650	2,512	1,818	109	557	28
June . . .	5,261	7,293	59,502	5,650	2,614	1,881	117	585	31
July . . .	6,689	8,786	72,735	5,650	2,574	1,884	87	567	36
August . . .	5,574	7,633	59,530	5,875	2,631	1,911	111	586	23
September . . .	5,041	7,183	58,149	6,475	2,648	1,810	121	669	48
October . . .	6,797	8,845	73,134	6,450	2,546	1,780	166	579	21
November . . .	5,006	9,049	57,726	6,475	2,435	1,657	168	589	21
December . . .	6,368	8,298	67,755	6,575	1,958	1,256	162	510	30

a/ Medical statistics are reported on a weekly basis as of midnight Friday, and the periods shown are not calendar months but 4 or 5 week periods, depending on the number of Fridays in one month.

b/ As of midnight, last Friday of each month.

c/ This is a sum of admissions plus those remaining from preceding year.

d/ Monthly average.

Source: Biometrics Division, Air Surgeon, Deputy Chief of Staff, Personnel, USAF, Hq.

TABLE 140.-- USAF DENTAL HEALTH SUMMARY IN CONTINENTAL US: JAN THROUGH DEC, 1948

Note:--The dental classification refers to the dental condition of individuals briefly summarized as follows:

Class I - Those requiring emergency dental treatment for the relief of pain, for the treatment of infectious conditions and those who need artificial dentures to properly masticate.

Class II and III - Those not in Class I who require routine dental treatment such as fillings, restorations, dentures, bridges, crowns, etc.

Class IV- Those requiring no dental treatment.

Month	Number Of USAF Stations Involved	Total Number Of Dental Officers Assigned to USAF	Total Personnel Dentally Classified	Dental Classification						Total Dental Treatments	Total Fillings	Total Artificial Dentures
				I		II and III		IV				
				Total	Rate	Total	Rate	Total	Rate			
January	70	370	207,058	7,622	3.6	72,769	35.6	126,667	61.6	123,958	37,310	1,283
February	71	358	219,711	8,849	4.0	79,366	36.1	131,496	59.8	106,019	31,827	1,320
March	73	335	234,365	10,987	4.7	84,397	36.0	138,981	59.3	114,888	39,099	1,597
April	70	330	228,271	10,006	4.4	80,923	35.4	137,342	60.2	103,568	36,638	1,659
May	74	330	226,953	9,245	4.1	78,044	34.4	139,664	61.5	100,663	31,881	1,513
June	73	315	229,284	9,925	4.3	77,848	33.9	141,511	61.7	105,020	29,628	1,676
July	71	310	267,980	11,231	4.2	94,984	35.4	161,765	60.4	108,876	29,911	1,818
August	71	300	228,759	10,789	4.7	87,121	38.1	130,849	57.2	88,421	21,702	1,510
September	70	270	222,771	9,783	4.4	82,558	37.0	130,430	58.5	81,423	21,025	1,332
October	70	250	227,701	10,636	4.7	86,066	37.8	130,999	57.5	81,039	24,336	1,337
November	76	240	229,964	11,125	4.8	87,274	37.9	131,565	57.2	82,470	21,424	1,113
December	75	235	236,773	11,162	4.7	91,570	38.7	134,041	56.1	72,580	22,964	1,154

Source: Dental Services, Air Surgeon, Deputy Chief of Staff, Personnel, USAF, Hq.

TABLE 141.-- USAF SCHOOL OF AVIATION MEDICINE TRAINING, BY COURSE, SHOWING STUDENTS ENTERED AND STUDENTS GRADUATED: CALENDAR YEAR, 1948

Note:-- Final Detachment Records at School of Aviation Medicine may be in conflict with other training reports in this publication, which are based on machine records of monthly compilation, due to the difference in reporting date time.

Type of Course	Entered						Graduated					
	Total	USAF	ARWAF	USN	NG	Foreign	Total	USAF	ARWAF	USN	NG	Foreign
<u>Total</u>	<u>1,403</u>	<u>807</u>	<u>574</u>	<u>8</u>	<u>2</u>	<u>12</u>	<u>1,165</u>	<u>666</u>	<u>478</u>	<u>8</u>	<u>1</u>	<u>12</u>
							a/ e/	b/	a/ b/		b/	
Aviation Medical Examiner	74	-	66	-	1	7	65	-	57	-	1	7
Flight Nurse	58	-	49	8	-	1	53	-	44	8	-	1
Basic Course, Aviation Medicine	14	-	14	-	-	-	a/	-	a/	-	-	-
Aviation Physiologist	18	-	14	-	-	4	17	-	13	-	-	4
Arctic Medical Technician	11	-	11	-	-	-	11	-	11	-	-	-
Flight Surgeon's Assistant	63	9	54	-	-	-	52	7	45	-	-	-
Air Evacuation Technician	45	10	35	-	-	-	42	9	33	-	-	-
Aeromedical Technician	39	13	25	-	1	-	b/	b/	b/	-	b/	-
Basic Medical Corpsman	1,081	775	306	-	-	-	c/ 925	c/650	d/275	-	-	-

a/ Course to be completed, 30 June 1949.

b/ Course to be completed, 23 September 1949.


c/ Includes eighty two (82) attending school prior to 31 Dec 1948 who were graduated subsequent to 1 Jan 49

d/ Includes twenty seven (27) graduates and three (3) attrition reported as such, January 1949.

Source: USAF School of Aviation Medicine, Randolph Air Force Base, Texas

PART VI

MATERIEL



MATERIEL

The information contained herein is confined to overall statistical data on aircraft engines, propeller deliveries and selected vehicles held by USAF. There is also included a monthly summary showing the issuance at each command of aircraft fuel, by octane rating, and a monthly summary of ground-type petroleum products consumed by the Air Force in Continental US., during 1948.

Data on engines include the number and type of selected engines in Continental US and overseas, installed, serviceable and reparable, quarterly, during 1948. Number and type of engines and average operating hours since manufacture or between major overhaul are reflected in Table 144. A quarterly summary of average man-hours expended per major airplane engine overhaul at Air Materiel Command air depots is presented in Table 145.

Data on USAF vehicles provide summary statistics on the number and kind of selected vehicles authorized, the number utilized by installations and the number held on property account, at each command, during each quarter of 1948.



TABLE 142.-- FACTORY DELIVERIES OF ALL MILITARY AIRCRAFT ENGINES, BY TYPE: QUARTERLY, 1948

(Excludes experimental engines and engines manufactured for use in tanks)

Year and Quarter	Total	Air Cooled	Liquid Cooled	Jet Propelled
1948.	4,923	2,335	145	2,443
1st Qtr	1,030	620	-	410
2nd Qtr	1,176	464	145	567
3rd Qtr	1,272	587	-	685
4th Qtr	1,445 ^{a/}	664	-	781

^{a/} Acceptances for December 1948 for Navy not available.

Source: Cost Control and Analysis Office, Comptroller's Department, Hq., Air Materiel Command.

TABLE 143.-- AVERAGE UNIT COST OF USAF ENGINES AUTHORIZED FOR PROCUREMENT, BY TYPE OF ENGINE: FISCAL YEARS 1948 AND 1949

Note: Average unit cost is the weighted average of all contracts for which funds were obligated during a designated fiscal year. Average unit costs of some engines differ from previously published costs due to renegotiation of contracts, cancellations and terminations.

Type of Engine	1948		1949	
	No. of Engines	Avg. Unit Cost	No. of Engines	Avg. Unit Cost
R-4360.	512	\$50,760	198	\$56,823
R-2800.	40	15,613	-	-
R-1820.	109	11,394	-	-
R-985	39	6,550	-	-
J-47.	360	44,563	-	-
J-35.	154	46,705	240	49,993
J-33.	28	21,779	685	21,300

Source: Cost Control and Analysis Office, Comptroller's Department, Hq., Air Materiel Command.

TABLE 144.-- AVERAGE OPERATING HOURS OF AIRPLANE ENGINES SINCE MANUFACTURE OR BETWEEN MAJOR OVERHAUL, IN CONTINENTAL US, BY TYPE OF ENGINE: QUARTERLY 1948

Note:-- Based on engines disassembled at overhaul activities. Beginning with 1948, data on engine operating life were reported as of the end of each calendar quarter but each report included the engines overhauled during the preceding six months; therefore, the figures for the 1st quarter 1948 include the engines overhauled during the period, October 1947 through March 1948; the figures for the 2nd quarter 1948, include the engines overhauled during the period January through June, 1948, etc.

Type of Engine	1st Quarter		2nd Quarter		3rd Quarter		4th Quarter	
	No. of Engines	Oper. Hours	No. of Engines	Oper. Hours	No. of Engines	Oper. Hours	No. of Engines	Oper. Hours
O-435 . . .	50	445	10	363	15	373	24	284
A-985 . . .	51	827	212	858	423	845	399	856
k-1340 . . .	59	670	340	700	551	741	433	788
V-1650 . . .	a/	a/	a/	a/	64	118	165	161
V-1710 . . .	a/	a/	a/	a/	a/	a/	a/	a/
k-1820 . . .	a/	a/	a/	a/	a/	a/	a/	a/
k-1830 . . .	175	422	388	492	375	577	317	615
R-2000 . . .	744	588	584	601	681	639	614	620
R-2600 . . .	505	486	789	458	1,073	473	965	517
R-2800 . . .	a/	a/	a/	a/	10	252	138	251
k-3350 . . .	647	276	1,339	267	1,926	255	1,591	239
R-4360 . . .	a/	a/	a/	a/	12	51	40	162
J-33 . . .	388	50	455	53	654	63	565	79
J-35 . . .	42	35	141	28	150	26	184	36

a/ No overhauls during quarter or insufficient engines disassembled to provide a reliable average.

Source: Cost Control and Analysis Office, Comptroller's Department, Hq., Air Materiel Command

TABLE 145.-- AVERAGE MAN-HOURS EXPENDED PER MAJOR AIRPLANE ENGINE OVERHAUL AT AIR MATERIEL COMMAND AIR DEPOTS IN CONTINENTAL US, BY TYPE OF ENGINE: QUARTERLY 1948

Note.--Data are on the basis of a 28-day cycle, rather than monthly. Quarters include the periods most applicable to the three calendar months comprising a quarter. Major engine overhaul includes disassembly, cleaning, inspection, repair, sub-assembly, final assembly, block testing and preparation for storage.

Type of Engine	1st Quarter		2nd Quarter		3rd Quarter		4th Quarter	
	No. of Engines	Average Man-Hours	No. of Engines	Average Man-Hours	No. of Engines	Average Man-Hours	No. of Engines	Average Man-Hours
O-435	155	150	77	154	22	118	18	116
R-985	74	180	326	176	150	245	142	162
R-1340	62	269	298	209	171	201	a/	a/
V-1650	a/	a/	a/	a/	a/	a/	a/	a/
V-1710	1	332	a/	a/	a/	a/	a/	a/
R-1820	a/	a/	a/	a/	a/	a/	a/	a/
R-1830	a/	a/	185	358	270	314	300	278
R-2000	967	301	653	317	295	387	360	357
R-2600	347	450	458	338	200	375	600	300
R-2800	a/	a/	a/	a/	a/	a/	a/	a/
R-3350	389	478	636	416	193	432	1,278	421
R-4360	a/	a/	a/	a/	3	759	9	612
J-33	290	307	403	332	208	293	352	282
J-35	21	606	60	440	110	368	39	323

a/ No overhauls during period

Source: Cost Control and Analysis Office, Comptroller's Dept., Hp. Air Materiel Command

TABLE 146.—SELECTED AIRCRAFT ENGINES ON HAND IN CONTINENTAL US, BY TYPE AND SERIES,
NUMBER INSTALLED AND STATUS OF SPARE ENGINES: QUARTERLY 1948

Type and Series	1948			
	March	June	September	December
<u>J-35 - Total</u>	826	1,049	1,275	1,281
Installed	194	281	412	513
Serviceable	479	682	616	541
Reparable	153	86	247	227
<u>J-33 - Total</u>	1,523	1,527	1,573	1,427
Installed	555	512	506	489
Serviceable	570	531	630	596
Reparable	408	484	437	342
<u>R-4360 - Total</u>	1,057	1,187	1,485	1,157
Installed	84	128	400	618
Serviceable	892	1,010	1,031	483
Reparable	81	49	54	56
<u>R-3350 - Total</u>	23,957	23,298	22,624	22,728
Installed	11,624	10,740	10,146	10,188
Serviceable	5,720	5,064	4,929	5,194
Reparable	6,613	7,494	7,549	7,346
<u>R-2800 - Total</u>	15,422	15,268	16,221	15,552
Installed	4,745	4,777	5,188	4,881
Serviceable	6,457	6,152	4,973	5,199
Reparable	4,220	4,339	6,060	5,472
<u>R-2600 - Total</u>	6,399	6,256	6,407	6,192
Installed	2,606	2,610	2,602	2,590
Serviceable	662	714	1,158	1,183
Reparable	3,131	2,932	2,647	2,419
<u>R-2000 - Total</u>	3,093	3,050	2,478	1,903
Installed	1,256	1,164	844	776
Serviceable	962	949	711	572
Reparable	875	937	923	555
<u>R-1830 - Total</u>	9,460	9,905	9,536	9,717
Installed	2,260	2,220	2,184	2,160
Serviceable	4,621	4,388	4,150	4,066
Reparable	2,579	3,297	3,202	3,491
<u>R-1820 - Total</u>	4,330	4,116	4,417	4,051
Installed	693	539	918	860
Serviceable	2,696	2,536	1,639	794
Reparable	941	1,041	1,860	2,397
<u>R-1340 - Total</u>	5,540	5,703	5,657	4,725
Installed	3,028	3,050	3,051	2,134
Serviceable	533	602	591	506
Reparable	1,979	2,051	2,015	2,085
<u>R-985 - Total</u>	6,245	6,097	6,035	5,373
Installed	3,417	3,143	3,116	2,429
Serviceable	754	761	782	721
Reparable	2,074	2,193	2,137	2,223
<u>R-680 - Total</u>	1,203	1,134	1,068	721
Installed	816	793	793	447
Serviceable	267	271	264	262
Reparable	120	120	11	12
<u>R-670 - Total</u>	617	611	173	147
Installed	17	17	14	14
Serviceable	556	550	149	120
Reparable	44	44	10	13
<u>V-1710 - Total</u>	1,360	1,428	1,476	1,053
Installed	311	311	564	452
Serviceable	977	1,061	793	453
Reparable	72	56	119	148
<u>V-1650 - Total</u>	6,599	5,231	5,914	5,829
Installed	1,796	1,747	1,716	1,518
Serviceable	1,905	683	965	776
Reparable	2,898	2,801	3,233	3,535
<u>O-435 - Total</u>	1,351	1,372	1,388	1,461
Installed	312	311	295	289
Serviceable	334	267	182	288
Reparable	705	794	911	884
<u>O-170 - Total</u>	2,258	2,288	2,185	1,991
Installed	509	487	443	242
Serviceable	845	816	629	629
Reparable	904	985	1,113	1,120

TABLE 147.-- SELECTED AIRCRAFT ENGINES IN OVERSEAS AREAS, BY TYPE AND SERIES-NUMBER INSTALLED AND STATUS OF SPARE ENGINES: QUARTERLY 1948

Type, Series and Status	Caribbean Area				Pacific Area				European Area				Alaska			
	Mar	Jun	Sep	Dec	Mar	Jun	Sep	Dec	Mar	Jun	Sep	Dec	Mar	Jun	Sep	Dec
<u>J-33 - Total</u> . . .	182	198	29	21	216	238	257	256	-	-	168	148	42	99	155	165
Installed. . . .	152	104	16	13	78	118	125	119	-	-	72	73	28	30	59	94
Serviceable. . .	30	94	12	5	102	53	103	122	-	-	89	75	12	69	91	68
Reparable. . . .	-	-	1	3	36	67	29	15	-	-	7	-	2	-	5	3
<u>J-35 - Total</u> . . .	-	-	-	-	-	-	-	-	-	-	-	-	2	1	1	8
Installed. . . .	-	-	-	-	-	-	-	-	-	-	-	-	-	1	1	3
Serviceable. . .	-	-	-	-	-	-	-	-	-	-	-	-	-	1	1	5
Reparable. . . .	-	-	-	-	-	-	-	-	-	-	-	-	2	-	-	-
<u>O-170 - Total</u> . .	-	-	-	-	112	96	85	82	4	5	-	-	2	3	3	7
Installed. . . .	-	-	-	-	65	63	70	39	-	-	-	-	-	-	-	1
Serviceable. . .	-	-	-	-	45	27	33	41	1	1	-	-	2	3	3	6
Reparable. . . .	-	-	-	-	2	6	12	2	3	4	-	-	-	-	-	-
<u>O-435 - Total</u> . .	33	26	24	29	211	176	167	179	439	422	438	387	15	24	21	45
Installed. . . .	28	26	27	24	105	107	98	84	322	320	290	302	9	14	16	36
Serviceable. . .	5	-	5	5	100	64	62	82	93	54	47	18	5	9	5	7
Reparable. . . .	-	-	2	-	6	5	7	13	24	48	101	67	1	1	-	2
<u>R-3350 - Total</u> . .	6	5	2	3	740	624	531	401	26	29	17	92	106	129	109	102
Installed. . . .	4	4	-	1	305	282	250	239	4	-	-	48	48	47	47	43
Serviceable. . .	1	1	2	2	366	233	165	117	2	15	15	89	56	81	61	59
Reparable. . . .	1	-	-	-	69	107	116	45	20	14	2	3	2	1	1	-
<u>R-2800 - Total</u> . .	132	121	84	72	2,339	2,074	1,787	1,659	787	539	523	519	82	111	132	125
Installed. . . .	41	35	27	27	1,322	1,220	1,067	1,009	673	414	384	356	31	39	36	44
Serviceable. . .	64	76	36	25	867	686	626	583	70	93	109	115	50	70	91	75
Reparable. . . .	27	10	1	-	150	168	94	67	42	32	30	48	1	2	5	6
<u>R-2600 - Total</u> . .	48	38	4	2	54	48	47	39	-	-	-	-	2	7	6	12
Installed. . . .	25	4	4	2	19	16	14	16	-	-	-	-	2	4	4	7
Serviceable. . .	18	34	-	-	35	32	30	21	-	-	-	-	-	3	2	5
Reparable. . . .	5	-	-	-	-	-	3	2	-	-	-	-	-	-	-	-
<u>R-2000 - Total</u> . .	182	165	113	29	531	568	507	239	28	47	186	1047	96	114	74	59
Installed. . . .	132	112	52	12	249	281	238	73	8	12	132	784	32	52	16	47
Serviceable. . .	29	53	61	15	223	224	212	142	9	7	54	194	43	58	56	10
Reparable. . . .	21	-	-	2	59	63	57	24	11	28	-	69	1	4	2	2
<u>R-1830 - Total</u> . .	354	311	214	256	322	288	273	225	763	795	924	857	119	192	182	197
Installed. . . .	199	164	160	160	116	84	118	85	640	539	582	517	69	102	106	139
Serviceable. . .	79	147	23	76	186	174	137	126	81	176	200	249	43	78	63	55
Reparable. . . .	76	-	31	20	20	30	18	14	42	80	142	91	7	12	13	3
<u>R-1820 - Total</u> . .	277	323	227	245	554	502	451	413	768	694	634	265	66	87	89	105
Installed. . . .	160	184	172	172	319	320	316	310	588	532	480	124	40	54	43	64
Serviceable. . .	106	138	38	57	200	136	100	68	174	153	144	125	26	32	44	33
Reparable. . . .	11	1	17	16	35	46	35	35	6	9	10	16	-	1	2	8
<u>R-1340 - Total</u> . .	31	28	29	28	294	309	274	282	107	95	82	85	16	20	20	172
Installed. . . .	18	17	15	14	187	186	178	171	71	59	59	59	10	13	13	100
Serviceable. . .	13	11	14	14	97	108	83	96	22	25	18	23	6	7	7	60
Reparable. . . .	-	-	-	-	10	15	13	15	14	11	5	3	-	-	-	12
<u>R-985 - Total</u> . .	127	54	115	111	240	236	228	209	423	321	320	293	73	91	89	106
Installed. . . .	59	34	78	78	77	84	97	96	340	262	262	254	36	43	42	40
Serviceable. . .	65	-	35	31	158	142	123	110	56	54	38	33	37	48	47	57
Reparable. . . .	3	-	2	2	5	10	8	3	27	5	20	6	-	-	-	9

TABLE 147.-- SELECTED AIRCRAFT ENGINES IN OVERSEAS AREAS, BY TYPE AND SERIES-NUMBER INSTALLED AND STATUS OF SPARE ENGINES: QUARTERLY 1948. Continued

Type, Series and Status	Caribbean Area				Pacific Area				European Area				Alaska			
	Mar	Jun	Sep	Dec	Mar	Jun	Sep	Dec	Mar	Jun	Sep	Dec	Mar	Jun	Sep	Dec
<u>R-680 - Total</u> . . .	5	-	-	-	-	-	-	-	-	-	-	-	-	-	-	-
Installed . . .	1	-	-	-	-	-	-	-	-	-	-	-	-	-	-	-
Serviceable . . .	3	-	-	-	-	-	-	-	-	-	-	-	-	-	-	-
Reparable . . .	1	-	-	-	-	-	-	-	-	-	-	-	-	-	-	-
<u>R-670 - Total</u> . . .	15	2	-	-	9	8	5	7	-	-	-	-	-	-	-	-
Installed . . .	15	2	-	-	9	8	5	7	-	-	-	-	-	-	-	-
Serviceable . . .	-	-	-	-	8	6	3	6	-	-	-	-	-	-	-	-
Reparable . . .	-	-	-	-	-	2	2	1	-	-	-	-	-	-	-	-
<u>V-1710 - Total</u> . . .	5	-	7	44	2	2	-	21	2	-	-	-	-	4	4	10
Installed . . .	3	-	-	30	2	2	-	21	-	-	-	-	-	4	4	5
Serviceable . . .	2	-	7	14	-	-	-	21	-	-	-	-	-	4	4	5
Reparable . . .	-	-	-	-	-	-	-	-	2	-	-	-	-	-	-	-
<u>V-1650 - Total</u> . . .	11	9	-	-	589	519	530	661	158	100	74	44	93	183	170	24
Installed . . .	4	2	-	-	426	419	399	400	126	79	58	30	61	77	86	8
Serviceable . . .	7	7	-	-	132	50	96	217	22	17	14	14	32	96	78	16
Reparable . . .	-	-	-	-	31	50	35	44	10	4	2	-	-	10	6	-

TABLE 148.-- USAF COGNIZANCE PROPELLER DELIVERIES AND UNIT COSTS, BY MANUFACTURER AND MODEL OF AIRPLANE: MONTHLY 1948

Note:--Unit cost represents the average contract price. Different contract prices for similar models were weighted on the basis of the number of propellers.

Manufacturer	Model	Number	Unit Cost	Jan	Feb	Mar	Apr	May	Jun	Jul	Aug	Sep	Oct	Nov	Dec
Total . . .		3,128		176	261	293	322	288	286	250	280	248	226	245	253
Controllable															
Total		3,128		176	261	293	322	288	286	250	280	248	226	245	253
Aeroproducts	A-322F-A-1	1,234	\$ 1,810.00	26	76	120	82	64	124	130	150	100	86	128	148
	A-542F-D-1 (RH)	115	3,150.40	2	-	15	37	15	20	-	-	12	14	-	-
	A-542F-D-1 (LH)	115	3,150.40	2	-	15	37	15	20	-	-	12	14	-	-
	A-542F-D-2 (RH)	5	3,755.51	-	-	-	-	-	-	-	-	-	-	5	-
	A-542F-D-2 (LH)	5	3,755.51	-	-	-	-	-	-	-	-	-	-	5	-
	A-642-G-4 a/	520	3,393.75	36	81	33	64	77	33	43	43	15	19	38	38
	A-642-G-5 a/	220	3,401.22	-	1	10	30	30	30	30	29	41	19	-	-
	A-642-G-8 a/	125	3,731.99	-	-	-	-	-	-	-	2	18	26	44	35
Beech	R-202-002	182	785.34	61	42	33	19	27	-	-	-	-	-	-	-
Curtiss Wright	C-632S-A-16	5	8,445.00	-	-	-	-	5	-	-	-	-	-	-	-
	C-636-SF-A-11	77	32,508.53	16	20	15	26	-	-	-	-	-	-	-	-
	C-636-SF-A-17	192	32,264.63	-	-	-	4	35	36	27	30	28	32	-	-
	C-636-SF-A-21	50	32,574.15	-	-	-	-	-	-	-	-	-	3	21	26
	C-642S-B-58 a/	72	13,594.03	-	9	11	3	5	6	9	13	6	-	4	6
	C-644S-B-116	21	14,559.35	21	-	-	-	-	-	-	-	-	-	-	-
	C-644S-B-120	177	14,490.73	-	32	41	20	15	17	11	13	16	12	-	-
	C-644S-B-126	12	14,559.35	12	-	-	-	-	-	-	-	-	-	-	-
	C-644S-B-304	1	15,729.84	-	-	-	-	-	-	-	-	-	1	-	-

a/ USAF for Navy.

Source: Cost Control And Analysis Office, Comptroller's Department, Hq. Air Materiel Command.

TABLE 149.-- FACTORY DELIVERIES OF USAF PROPELLERS: QUARTERLY 1948

Note:-- Figures reported include 232 Navy cognizance propellers for USAF and 937 USAF cognizance propellers for Navy.

Year and Quarter	Total	Fixed Pitch	Controllable			
			Total	Dural	Steel	Wood
1948	3,360	78	3,282	114	2,986	182
1st Quarter	750	-	750	20	594	136
2nd Quarter	946	-	946	50	850	46
3rd Quarter	897	78	819	41	778	-
4th Quarter	767	-	767	3	764	-

Source: Cost Control and Analysis Office, Comptroller's Department, Hq., Air Materiel Command

TABLE 150.-- USAF ISSUANCE OF AIRCRAFT FUEL, BY OCTANE RATING AND BY COMMAND: MONTHLY 1948

(In thousands of gallons)

Octane Rating & Month	Total a/	Air Defense Command	Strategic Air Command	Air Proving Ground Command	Military Air Transport Service	Air Materiel Command	Air Training Command	Air University	Tactical Air Command	Commanding General
Total - 1948	347,176	27,306	93,930	7,965	34,346	53,959	61,911	8,413	48,480	9,895
Jan.	22,697	1,534	7,334	754	2,305	3,188	3,553	479	2,934	545
Feb.	23,986	1,891	7,233	543	2,501	3,424	3,741	505	3,206	829
Mar.	29,897	2,238	8,588	302	3,122	4,806	4,551	706	4,697	817
Apr.	32,718	2,632	8,690	247	3,178	5,197	5,683	804	5,318	878
May.	30,661	2,195	7,825	275	3,165	5,037	5,158	742	5,394	786
Jun.	32,720	2,422	9,362	833	3,049	5,176	5,448	795	4,652	894
Jul.	31,136	2,433	7,779	856	3,226	4,933	5,507	689	4,776	857
Aug.	31,385	2,172	7,677	815	2,649	5,111	6,424	755	4,747	929
Sep.	30,487	2,038	7,197	1,079	2,709	4,735	6,092	783	4,829	938
Oct.	29,042	1,611	7,973	855	2,567	4,782	5,126	822	4,287	938
Nov.	27,123	1,391	6,906	704	2,679	4,316	5,784	712	3,640	892
Dec.	25,324	4,749 b/	7,366	702	3,196	3,254	4,844	621	-5/	592
Monthly										
Jan										
Total.	22,697	1,534	7,334	754	2,305	3,188	3,553	479	2,934	545
80 a/.	71	-	-	-	-	-	-	-	-	-
91	1,357	240	167	2	79	129	559	107	56	18
130.	19,146	1,211	6,579	710	2,216	2,648	2,737	372	2,146	527
115/145.	49	-	-	8	-	41	-	-	-	-
JP-1	2,074	83	588	34	10	370	257	-	732	-
Feb										
Total.	23,986	1,891	7,233	543	2,501	3,424	3,741	505	3,206	829
80 a/.	113	-	-	-	-	-	-	-	-	-
91	1,344	317	258	35	90	150	256	140	78	20
130.	19,609	1,347	6,250	437	2,410	2,804	2,922	345	2,265	809
115/145.	-	-	-	-	-	-	-	-	-	-
JP-1	2,920	227	725	71	1	470	563	-	863	-
Mar										
Total.	29,897	2,238	8,588	302	3,122	4,806	4,551	706	4,697	817
80 a/.	70	-	-	-	-	-	-	-	-	-
91	1,779	307	278	1	46	256	628	159	70	34
130.	23,592	1,646	7,103	299	3,070	3,715	3,117	547	3,413	782
115/145.	94	-	-	-	-	94	-	-	-	-
JP-1	4,262	285	1,207	2	6	741	806	-	1,214	1

<u>Apr</u>										
Total	32,718	2,632	8,690	247	3,178	5,197	5,683	804	5,318	878
80 a/	91									
91	2,079	416	161	1	34	311	828	147	113	36
130	25,697	1,855	7,255	241	3,136	4,020	4,106	657	3,591	836
115/145	128	2	-	-	3	123	-	-	-	-
JP-1	4,723	359	1,274	5	5	713	749	-	1,614	4
<u>May</u>										
Total	30,661	2,195	7,825	275	3,165	5,037	5,158	742	5,194	786
80 a/	84									
91	1,886	413	91	2	31	265	800	141	112	31
130	24,605	1,555	6,745	268	3,123	4,050	3,596	601	3,712	755
115/145	127	-	-	-	-	127	-	-	-	-
JP-1	3,959	227	989	5	11	595	762	-	1,370	-
<u>Jun</u>										
Total	32,720	2,422	9,362	833	3,049	5,176	5,448	795	4,652	894
80 a/	89									
91	2,107	435	95	69	29	227	926	175	112	39
130	26,248	1,566	8,260	632	3,013	4,350	3,758	620	3,194	855
115/145	159	-	-	4	-	155	-	-	-	-
JP-1	4,117	421	1,007	128	7	444	764	-	1,346	-
<u>Jul</u>										
Total	31,136	2,433	7,772	856	2,226	4,933	5,507	689	4,776	857
80 a/	80									
91	2,217	420	69	67	38	231	1,006	225	112	49
130	24,042	1,652	6,406	649	3,175	4,050	3,867	464	2,972	807
115/145	91	-	-	19	7	65	-	-	-	-
JP-1	4,706	361	1,304	121	6	587	634	-	1,692	1
<u>Aug</u>										
Total	31,385	2,172	7,677	815	2,649	5,111	6,424	755	4,747	929
80 a/	105									
91	3,225	453	140	87	69	322	1,745	181	147	87
130	23,061	1,364	5,990	537	2,522	4,092	4,073	574	3,067	842
115/145	-	-	-	-	-	-	-	-	-	-
JP-1	4,993	355	1,547	191	58	697	606	-	1,539	-
<u>Sep</u>										
Total	30,487	2,038	7,197	1,079	2,709	4,735	6,092	783	4,829	938
80 a/	87									
91	2,370	401	86	49	37	283	1,189	165	111	49
130	22,960	1,331	5,883	893	2,670	3,521	4,093	618	3,772	889
115/145	164	-	4	24	-	136	-	-	-	-
JP-1	4,906	305	1,224	113	2	795	820	-	1,646	-

a/ Breakdown of 80 Octane issuance by command not available until Dec 48; consequently, total will be correspondingly higher than total of command breakdowns.

b/ Air Defense Command and Tactical Air Command were combined to form Continental Air Command Dec 49.

TABLE 150.-- USAF ISSUANCE OF AIRCRAFT FUEL, BY OCTANE RATING AND BY COMMAND: MONTHLY 1948. Continued

Octane Rating & Month	Total g/	Air Defense Command	Strategic Air Command	Air Proving Ground Command	Military Air Transport Service	Air Materiel Command	Air Training Command	Air University	Tactical Air Command	Commanding General
<u>Oct</u>										
Total	<u>29,042</u>	<u>1,611</u>	<u>7,973</u>	<u>855</u>	<u>2,567</u>	<u>4,782</u>	<u>5,126</u>	<u>822</u>	<u>4,287</u>	<u>938</u>
80 g/	31	-	-	-	-	-	-	-	-	-
91	1,991	270	61	56	30	283	978	197	81	35
130	22,590	1,166	6,789	644	2,536	3,689	3,522	625	2,716	903
115/145	199	-	-	21	-	178	-	-	-	-
JP-1	4,181	175	1,123	134	1	632	626	-	1,490	-
<u>Nov</u>										
Total	<u>27,123</u>	<u>1,391</u>	<u>6,906</u>	<u>704</u>	<u>2,679</u>	<u>4,316</u>	<u>5,784</u>	<u>712</u>	<u>3,640</u>	<u>892</u>
80 g/	99	-	-	-	-	-	-	-	-	-
91	1,934	153	71	42	24	232	1,161	156	61	34
130	21,258	1,113	5,809	544	2,605	3,489	3,926	555	2,361	856
115/145	159	6	-	11	46	94	-	-	2	-
JP-1	3,673	119	1,026	107	4	501	697	1	1,216	2
<u>Dec</u>										
Total	<u>25,324</u>	<u>4,749</u> b/	<u>7,366</u>	<u>702</u>	<u>2,196</u>	<u>3,254</u>	<u>4,844</u>	<u>621</u>	- b/	<u>592</u>
80	48	15	10	-	4	7	11	-	-	1
91	1,455	224	52	46	29	121	826	123	-	34
130	20,314	2,824	6,858	557	2,985	2,703	3,332	498	-	557
115/145	401	2	300	15	8	76	-	-	-	-
JP-1	3,106	1,584	146	84	170	347	675	-	-	-

g/ Breakdown of 80 Octane issuance by command not available until Dec 48; consequently, total will be correspondingly higher than total of command breakdowns.

b/ Air Defense Command and Tactical Air Command were combined to form Continental Air Command Dec 48.

Source: Cost Control and Analysis Office, Comptroller's Department, Hq., Air Materiel Command.

TABLE 151.-- USAF CONSUMPTION OF GROUND TYPE PETROLEUM PRODUCTS (EXCLUSIVE OF AVIATION GASOLINE AND LUBRICATING OILS FOR AIRCRAFT) IN CONTINENTAL US, BY TYPE OF PRODUCT: MONTHLY 1948

(In thousands of gallons)

Month	Total All Products	Gasoline	Diesel	Fuel Oil	Other
<u>Total</u>	<u>1,519,819</u>	<u>614,422</u>	<u>366,251</u>	<u>411,330</u>	<u>127,816</u>
January	155,777	46,841	39,689	53,360	10,387
February	143,476	46,206	29,044	57,130	11,096
March	136,908	49,011	31,113	45,725	11,059
April	<u>145,764</u>	<u>48,756</u>	<u>47,931</u>	<u>37,875</u>	<u>11,202</u>
May	134,352	73,213	29,203	22,013	9,923
June	103,992	51,752	23,274	15,915	13,051
July	96,854	50,958	19,746	15,033	11,117
August	99,078	51,318	22,471	15,293	9,996
September	97,671	48,781	26,052	12,625	10,213
October	122,404	50,303	27,578	33,054	10,969
November	128,472	45,238	33,570	40,092	9,472
December	155,071	51,545	<u>36,480</u>	58,215	8,331

Note: Overseas requirements of the Air Force for ground type petroleum products are consolidated with those of the Army and will continue to be so reported for the balance of F.Y. 1949. F.Y. 1950 requirements from overseas Commands will be reported separately from those of the Army.

Source: Petroleum Branch, Supply Division; Maintenance, Supply and Service - DCS/M.

TABLE 152.-- SELECTED VEHICLES HELD BY USAF: STATUS OF CLASS 19-B SPECIAL AIR FORCE VEHICLES, BY COMMAND--
31 DEC 1947 AND QUARTERLY 1948

Date and Status	Total	Air Defense Command	Air Materiel Command	Air Proving Ground Command	Air Training Command	Air University	Head- quarters Command	Military Air Transport Service	Strategic Air Command	Tactical Air Command
<u>31 December 1947</u>										
Authorizations	10,238	765	4,756	191	857	118	72	510	1,319	1,650
Utilized by Installations	13,125	880	7,302	191	991	259	59	524	1,485	1,434
Total held-Property Acct	35,582	911	29,553	191	1,042	259	59	561	1,540	1,466
<u>31 March 1948</u>										
Authorizations	10,469	845	4,927	a/	1,036	118	72	439	1,341	1,691
Utilized by Installations	13,732	934	7,439	a/	1,186	250	79	471	1,817	1,556
Total held-Property Acct	35,556	964	29,108	a/	1,247	250	79	482	1,844	1,582
<u>30 June 1948</u>										
Authorizations	11,037	1,026	4,671	201	946	115	72	461	1,786	1,759
Utilized by Installations	12,858	937	6,465	201	1,062	243	72	463	1,730	1,685
Total held-Property Acct	34,589	1,048	27,896	201	1,223	243	72	466	1,743	1,697
<u>30 September 1948</u>										
Authorizations	11,226	925	4,741	201	1,277	117	72	404	2,014	1,475
Utilized by Installations	11,976	876	5,849	201	1,287	247	78	394	1,377	1,667
Total held-Property Acct	33,763	969	27,206	201	1,428	247	78	394	1,463	1,777
<u>31 December 1948</u>										
Authorizations	12,997	1,829	5,130	219	1,445	211	72	480	2,564	1,047
Utilized by Installations	13,010	1,570	6,111	219	1,568	249	82	570	1,607	1,034
Total held-Property Acct	32,311	1,706	25,177	219	1,580	249	82	572	1,625	1,101

a/ Figures for this Command are included in AMC

TABLE 153.-- SELECTED VEHICLES HELD BY USAF: STATUS OF GENERAL PURPOSE VEHICLES, BY COMMAND--
31 DEC 1947 AND QUARTERLY 1948

Date and Status	Total	Air Defense Command	Air Materiel Command	Air Proving Ground Command	Air Training Command	Air University	Head- quarters Command	Military Air Transport Service	Strategic Air Command	Tactical Air Command
<u>31 December 1947</u>										
Authorizations	29,784	3,229	5,600	822	3,857	504	315	1,149	6,951	7,357
Utilized by Installations	28,355	2,863	7,476	822	3,723	987	384	1,154	5,687	5,259
Total held-Property Acct	32,267	2,963	10,493	822	3,971	987	384	1,266	5,929	5,452
<u>31 March 1948</u>										
Authorizations	31,377	3,422	6,572	a/	3,701	498	397	1,036	8,014	7,737
Utilized by Installations	30,896	3,060	8,079	a/	3,532	987	397	1,035	7,133	6,673
Total held-Property Acct	34,811	3,135	11,335	a/	3,627	987	397	1,065	7,322	6,943
<u>30 June 1948</u>										
Authorizations	28,817	3,316	5,989	751	3,845	509	414	831	6,384	6,778
Utilized by Installations	30,457	2,920	7,316	751	3,596	1,005	414	858	7,149	6,448
Total held-Property Acct	34,630	3,154	10,850	751	3,704	1,005	414	859	7,250	6,643
<u>30 September 1948</u>										
Authorizations	27,339	3,594	5,655	742	4,248	517	430	1,057	5,713	5,383
Utilized by Installations	30,923	3,031	7,112	742	4,280	1,013	430	1,031	6,508	6,776
Total held-Property Acct	35,633	3,216	10,785	742	4,412	1,019	430	1,073	6,934	7,022
<u>31 December 1948</u>										
Authorizations	29,017	5,793	5,904	722	4,336	639	451	1,327	6,051	3,794
Utilized by Installations	31,414	5,576	7,138	722	4,681	1,035	451	1,491	6,429	3,891
Total held-Property Acct	36,248	6,225	11,009	722	4,793	1,035	451	1,494	6,541	3,978

a/ Figures for this Command are included in AMC

TABLE 154.-- SELECTED VEHICLES HELD BY USAF: STATUS OF SPECIAL PURPOSE VEHICLES, BY COMMAND-
31 DEC 1947 AND QUARTERLY 1948

Date and Status	Total	Air Defense Command	Air Material Command	Air Proving Ground Command	Air Training Command	Air University	Head- quarters Command	Military Air Transport Service	Strategic Air Command	Tactical Air Command
<u>31 December 1947</u>										
Authorizations	2,128	202	80	131	11	-	-	-	1,248	456
Utilized by Installations	1,148	162	133	131	73	-	-	-	378	271
Total held-Property Acct	1,240	172	187	131	75	-	-	1	398	276
<u>31 March 1948</u>										
Authorizations	2,302	236	200	a/	9	-	-	1	1,383	473
Utilized by Installations	1,885	314	268	a/	56	-	-	1	786	460
Total held-Property Acct	1,966	316	329	a/	58	-	-	1	798	464
<u>30 June 1948</u>										
Authorizations	1,871	237	71	131	33	-	-	1	953	445
Utilized by Installations	2,033	226	150	131	41	-	-	1	979	505
Total held-Property Acct	2,197	307	209	131	42	-	-	1	982	525
<u>30 September 1948</u>										
Authorizations	1,260	151	81	136	34	-	-	-	661	217
Utilized by Installations	1,893	145	155	136	41	-	-	-	970	446
Total held-Property Acct	2,316	227	296	136	41	-	-	-	1,057	559
<u>31 December 1948</u>										
Authorizations	1,304	273	103	93	28	-	-	-	713	94
Utilized by Installations	1,704	270	163	93	36	-	-	-	956	186
Total held-Property Acct	2,122	507	322	93	36	-	-	-	973	191

a/ Figures for this Command are included in AHC

TABLE 155.-- SELECTED VEHICLES HELD BY USAF: STATUS OF CORPS OF ENGINEER EQUIPMENT-STANDARD EQUIPMENT AND MICCELLANEOUS, NON-STANDARD AND MODIFIED EQUIPMENT, BY COMMAND- 31 DEC 1947 AND QUARTERLY 1948

Date and Status	Total	Air Defense Command	Air Materiel Command	Air Proving Ground Command	Air Training Command	Air University	Head-quarters Command	Military Air Transport Command	Strategic Air Command	Tactical Air Command
Standard Equipment										
<u>31 December 1947</u>										
Authorizations	1,067	65	120	63	349	41	9	37	77	306
Utilized by Installations	1,170	58	136	63	346	41	9	36	165	316
Total held-Property Acct	1,207	59	147	63	350	47	9	37	177	318
<u>31 March 1948</u>										
Authorizations	1,216	74	173	a/	434	42	9	46	105	333
Utilized by Installations	1,372	69	184	a/	383	56	9	35	284	352
Total held-Property Acct	1,415	70	207	a/	383	57	9	36	300	353
<u>30 June 1948</u>										
Authorizations	1,043	80	115	58	390	33	9	27	119	212
Utilized by Installations	1,292	72	131	58	402	33	9	27	322	238
Total held-Property Acct	1,317	74	143	58	405	33	9	27	329	239
<u>30 September 1948</u>										
Authorizations	1,310	74	118	58	395	29	9	16	363	248
Utilized by Installations	1,410	69	126	58	416	45	9	16	406	265
Total held-Property Acct	1,453	71	131	58	420	45	9	16	429	274
<u>31 December 1948</u>										
Authorizations	1,450	210	151	86	401	50	9	27	358	158
Utilized by Installations	1,593	176	147	86	424	50	9	27	492	182
Total held-Property Acct	1,656	147	168	86	427	50	9	27	515	187
Miscellaneous Standard, Non-Standard and Modified Equipment										
<u>31 December 1947</u>										
Authorizations	4,289	425	819	128	1,106	188	44	299	748	532
Utilized by Installations	4,858	413	1,088	128	1,068	260	44	279	881	697
Total held-Property Acct	5,151	448	1,191	128	1,120	279	44	301	937	703
<u>31 March 1948</u>										
Authorizations	4,275	361	976	a/	1,025	188	44	292	811	578
Utilized by Installations	4,702	347	1,146	a/	1,026	244	44	283	899	713
Total held-Property Acct	4,928	387	1,237	a/	1,041	249	44	298	955	717
<u>30 June 1948</u>										
Authorizations	4,453	369	950	123	903	373	44	305	777	689
Utilized by Installations	4,874	341	1,013	123	1,040	371	44	283	831	828
Total held-Property Acct	5,146	399	1,090	123	1,080	377	44	308	879	846
<u>30 September 1948</u>										
Authorizations	4,212	243	860	21	935	383	43	170	864	693
Utilized by Installations	4,871	260	1,031	21	1,054	442	43	158	916	926
Total held-Property Acct	5,134	331	1,093	21	1,113	447	43	165	963	958
<u>31 December 1948</u>										
Authorizations	4,726	771	938	78	954	471	49	166	887	414
Utilized by Installations	5,085	653	1,026	78	1,074	465	49	167	962	611
Total held-Property Acct	5,267	715	1,076	78	1,100	470	49	169	992	618
a/ Figures for this Command are included in A&C										

TABLE 156.-- SELECTED VEHICLES HELD BY USAF: STATUS OF CLASS 19A, GROUND SERVICING EQUIPMENT, BY COMMAND:
31 DEC 1947 AND QUARTERLY 1948

Date and Status	Total	Air Defense Command	Air Material Command	Air Proving Ground Command	Air Training Command	Air University	Head- quarters Command	Military Air Transport Command	Strategic Air Command	Tactical Air Command
<u>31 December 1947</u>										
Authorizations	9,681	466	3,161	170	767	35	-	435	2,773	1,874
Utilized by Installations	24,243	658	17,155	170	917	102	86	512	2,812	1,831
Total held-Property Acct	46,040	664	38,848	170	977	102	86	530	2,813	1,850
<u>31 March 1948</u>										
Authorizations	10,073	679	3,322	a/	692	36	-	455	2,751	2,138
Utilized by Installations	23,624	912	14,902	a/	833	98	87	554	4,094	2,144
Total held-Property Acct	45,517	923	36,674	a/	895	98	87	555	4,112	2,173
<u>30 June 1948</u>										
Authorizations	9,707	740	2,113	38	842	37	-	589	3,056	2,292
Utilized by Installations	23,356	777	14,582	38	851	109	67	654	4,025	2,253
Total held-Property Acct	44,951	986	35,864	38	925	109	67	654	4,049	2,259
<u>30 September 1948</u>										
Authorizations	10,732	671	3,065	207	756	34	-	655	3,281	2,063
Utilized by Installations	24,617	1,228	14,731	207	814	109	78	596	4,241	2,563
Total held-Property Acct	49,369	1,380	39,122	207	872	109	78	596	4,387	2,618
<u>31 December 1948</u>										
Authorizations	10,686	1,379	2,465	140	873	73	-	595	3,753	1,408
Utilized by Installations	22,349	1,401	12,828	140	931	106	85	865	4,712	1,281
Total held-Property Acct	45,764	1,699	35,826	140	955	106	85	865	4,793	1,295

a/ Figures for this Command are included in AMC

TABLE 157.-- SELECTED VEHICLES HELD BY USAF: STATUS OF CLASS 17A, SHOP MANUFACTURING EQUIPMENT AND MACHINE AND TOOLS, BY COMMAND-31 DEC 1947 AND QUARTERLY 1948

Date and Status	Total	Air Defense Command	Air Materiel Command	Air Proving Ground Command	Air Training Command	Air University	Head-quarters Command	Military Air Transport Command	Strategic Air Command	Tactical Air Command
<u>31 December 1947</u>										
Authorizations	1,973	167	720	81	290	32	-	102	280	301
Utilized by Installations	2,517	167	1,103	81	292	67	14	102	372	319
Total held-Property Acct	6,058	170	4,613	81	293	67	14	117	372	331
<u>31 March 1948</u>										
Authorization	2,030	177	695	a/	282	19	-	89	411	357
Utilized by Installations	2,476	192	981	a/	283	42	12	104	510	352
Total held-Property Acct	5,638	194	4,133	a/	284	42	12	104	512	357
<u>30 June 1948</u>										
Authorizations	2,058	162	587	53	330	27	-	92	439	368
Utilized by Installations	2,458	158	984	53	296	54	12	95	467	339
Total held-Property Acct	6,073	184	4,566	53	298	54	12	95	468	343
<u>31 September 1948</u>										
Authorization	2,269	193	725	99	328	26	-	92	472	334
Utilized by Installations	2,780	159	1,155	99	285	56	16	95	540	375
Total held-Property Acct	6,218	170	4,563	99	298	56	16	95	542	379
<u>31 December 1948</u>										
Authorizations	2,336	288	774	44	351	61	-	87	451	280
Utilized by Installations	2,832	228	1,212	44	372	64	18	133	477	254
Total held-Property Acct	6,304	259	4,676	44	373	64	18	133	482	255

a/ Figures for this Command are included in AMC

TABLE 158.-- SELECTED VEHICLES HELD BY USAF: STATUS OF SIGNAL CORPS EQUIPMENT VEHICLES, BY COMMAND-31 DEC 1947 AND QUARTERLY 1948

Date and Status	Total	Air Defense Command	Air Materiel Command	Air Proving Ground Command	Air Training Command	Air University	Head-quarters Command	Military Air Transport Command	Strategic Air Command	Tactical Air Command
<u>31 December 1947</u>										
Authorizations	331	7	120	14	18	1	-	16	10	145
Utilized by Installations	362	8	188	14	18	17	-	16	14	87
Total held-Property Acct	989	10	795	14	19	17	-	27	14	93
<u>31 March 1948</u>										
Authorizations	328	15	107	a/	7	1	-	12	17	169
Utilized by Installations	375	39	174	a/	7	25	-	12	21	97
Total held-Property Acct	1,286	42	1,073	a/	7	26	-	15	21	103
<u>30 June 1948</u>										
Authorizations	311	5	124	3	17	1	-	11	21	129
Utilized by Installations	371	6	189	3	41	24	-	11	15	82
Total held-Property Acct	1,460	33	1,242	3	41	24	-	11	23	83
<u>30 September 1948</u>										
Authorizations	326	8	126	3	11	1	-	9	32	136
Utilized by Installations	367	9	172	3	38	20	-	9	26	90
Total held-Property Acct	1,212	32	986	3	38	20	-	9	34	90
<u>31 December 1948</u>										
Authorizations	280	71	106	14	10	3	-	9	32	35
Utilized by Installations	378	75	158	14	37	22	-	9	29	34
Total held-Property Acct	1,240	98	997	14	37	22	-	9	29	34

a/ Figures for this Command are included in AMC

TABLE 159.-- SELECTED VEHICLES HELD BY USAF: STATUS 19-D AIR FORCE MARINE EQUIPMENT, BY COMMAND-
31 DEC 1947 AND QUARTERLY 1948

Date and Status	Total	Air Defense Command	Air Material Command	Air Proving Ground Command	Air Training Command	Air University	Head- quarters Command	Military Air Transport Command	Strategic Air Command	Tactical Air Command
<u>31 December 1947</u>										
Authorizations	85	24	3	24	5	-	3	1	13	12
Utilized by Installations	132	27	8	24	8	12	3	-	39	11
Total held-Property Acct	226	27	100	24	8	12	3	1	39	12
<u>31 March 1948</u>										
Authorizations	66	26	19	a/	4	-	3	-	9	5
Utilized by Installations	119	31	24	a/	9	14	3	-	33	5
Total held-Property Acct	234	31	122	a/	9	17	3	-	47	5
<u>30 June 1948</u>										
Authorizations	80	28	3	25	3	-	3	-	9	9
Utilized by Installations	137	33	8	25	9	16	3	-	34	9
Total held-Property Acct	221	33	91	25	9	16	3	-	35	9
<u>30 September 1948</u>										
Authorizations	68	23	5	16	3	-	2	-	9	10
Utilized by Installations	124	28	10	16	6	15	4	-	30	15
Total held-Property Acct	204	28	90	16	6	15	4	-	30	15
<u>31 December 1948</u>										
Authorizations	105	33	5	24	3	10	2	-	25	3
Utilized by Installations	119	38	10	24	8	12	4	-	17	6
Total held-Property Acct	210	38	101	24	8	12	4	-	17	6

a/ Figures for this Command are included in AMC


TABLE 160.-- SELECTED VEHICLES HELD BY USAF: STATUS OF CHEMICAL CORPS EQUIPMENT AND QUARTERMASTER CORPS
VEHICLES, BY COMMAND-31 DEC 1947 AND QUARTERLY 1948

Date and Status	Total	Air Defense Command	Air Material Command	Air Proving Ground Command	Air Training Command	Air University	Head- quarters Command	Military Air Transport Command	Strategic Air Command	Tactical Air Command
<u>31 December 1947</u>										
Authorizations	204	14	4	29	20	2	-	1	55	79
Utilized by Installations	214	14	18	29	35	6	-	-	56	56
Total held-Property Acct	217	14	19	29	37	6	-	-	56	56
<u>31 March 1948</u>										
Authorizations	187	10	32	a/	19	2	-	-	63	61
Utilized by Installations	226	13	48	a/	37	7	-	-	61	60
Total held-Property Acct	226	13	48	a/	37	7	-	-	61	60
<u>30 June 1948</u>										
Authorizations	173	2	3	28	19	3	-	1	57	60
Utilized by Installations	222	2	30	27	37	8	-	1	58	59
Total held-Property Acct	226	2	31	28	37	8	-	1	60	59
<u>30 September 1948</u>										
Authorizations	134	4	5	25	19	3	-	-	55	23
Utilized by Installations	178	4	18	23	37	6	-	-	64	26
Total held-Property Acct	186	5	19	25	37	6	-	-	68	26
<u>31 December 1948</u>										
Authorizations	165	12	3	20	17	2	-	2	71	38
Utilized by Installations	205	13	24	20	29	3	-	2	71	43
Total held-Property Acct	224	25	29	20	29	3	-	2	73	43

a/ Figures for this Command are included in AMC

PART VII

AIRCRAFT ACCIDENTS



AIRCRAFT ACCIDENTS

In the following pages data are presented on USAF aircraft accidents. All rates used are based on accidents per 100,000 flying hours and fatalities enumerated include all persons involved in accidents regardless of status.

As in all other sections of the present issue, data are presented for the calendar year 1948 only, except that in Table 61 page 221 there have been included world-wide aircraft accident data for the year 1947, in order to provide a valid comparison of the world-wide aircraft accident experience of the entire USAF for the use of all interested agencies.

A more complete statistical summary of the Air Force activity and operations as indicated by aircraft accidents is reflected in the following new material:

- a) Accident rates for Air Reserve Pilots and for Air National Guard.
- b) Statistical data on phase of flight, cause factors and involved factors of major accidents.

The data herein, in general, are presented for aircraft accidents both by command and by type and model of aircraft, quarterly for the calendar year 1948.

TABLE 161.-- NUMBER AND RATE OF USAF AIRCRAFT ACCIDENTS, BY MONTH: JAN THROUGH DEC 1947 AND JAN THROUGH DEC 1948

(Rates are expressed in accidents per 100,000 flying hours)

	Flying Hours	Major Accidents		Fatal Accidents		Fatalities a/		Aircraft Wrecked b/		Minor Accidents		All Accidents	
		No.	Rate	No.	Rate	No.	Rate	No.	Rate	No.	Rate	No.	Rate
<u>1947 - Total for year</u>	<u>3,424,201</u>	<u>1,462</u>	<u>43</u>	<u>193</u>	<u>6</u>	<u>569</u>	<u>17</u>	<u>510</u>	<u>15</u>	<u>687</u>	<u>20</u>	<u>2,149</u>	<u>63</u>
January	244,562	130	53	20	8	42	17	46	19	73	30	203	83
February	237,498	120	51	15	6	38	16	45	19	64	27	184	77
March	275,501	147	53	15	5	24	9	49	18	71	26	218	79
April	300,188	161	54	22	7	56	19	46	15	75	25	236	79
May	334,790	140	42	19	7	91	27	50	15	68	20	208	62
June	313,409	103	33	12	4	39	12	32	10	59	19	162	52
July	311,944	128	41	22	7	43	14	50	16	56	18	184	59
August	305,374	130	43	17	6	49	16	43	14	48	16	178	58
September	303,732	111	37	13	4	40	13	40	13	54	18	165	54
October	302,460	102	34	13	4	25	8	26	9	40	13	142	47
November	252,014	82	33	11	4	43	17	44	17	38	15	120	48
December	242,729	108	44	14	6	79	33	39	16	41	17	149	61
<u>1948 - Total for year.</u>	<u>4,158,794</u>	<u>1,586</u>	<u>38</u>	<u>210</u>	<u>5</u>	<u>574</u>	<u>14</u>	<u>527</u>	<u>13</u>	<u>783</u>	<u>19</u>	<u>2,369</u>	<u>57</u>
January	254,178	118	46	16	6	40	16	38	15	64	25	182	72
February	268,453	135	50	14	5	28	10	40	15	55	20	190	71
March	327,880	114	35	9	3	32	10	30	9	62	19	176	54
April	376,580	139	37	25	7	49	13	54	14	89	24	228	61
May	365,535	129	35	16	4	37	10	39	11	52	14	181	50
June	372,204	118	32	8	2	26	7	38	10	58	16	176	47
July	389,822	134	34	19	5	53	14	50	13	55	14	189	49
August	408,013	148	36	22	5	87	21	51	12	83	20	231	57
September	390,211	160	41	28	7	45	12	49	13	74	19	234	60
October	359,761	135	38	16	4	35	10	45	13	59	16	194	54
November	335,362	133	40	21	6	98	29	57	17	64	19	197	59
December	310,795	123	40	16	5	44	14	46	15	68	22	191	61

a/ Fatalities include all personnel killed and/or missing as a result of USAF aircraft accidents.

b/ Aircraft wrecked include missing aircraft.

Source: The Inspector General, USAF-Office of the Air Inspector - Flying Safety Division

TABLE 162.-- NUMBER AND RATE OF USAF AIRCRAFT ACCIDENTS, BY COMMAND-QUARTERLY 1948

(rates are expressed in accidents per 100,000 flying hours)

Commands	Flying Hours	Major Accidents		Fatal Accidents		Fatalities a/		Aircraft Wrecked b/		Minor Accidents		All Accidents	
		No.	Rate	No.	Rate	No.	Rate	No.	Rate	No.	Rate	No.	Rate
Total USAF													
Excl Air National Guard	4,158,794	1,586	38	210	5	574	14	538	13	783	19	2,369	57
Air National Guard	277,222	198	71	33	12	45	16	81	29	59	21	257	93
First quarter													
United States Air Force - Total (Excl. Air National Guard)	850,511	367	43	29	5	100	12	108	13	181	21	548	64
Air Training Command	139,566	42	30	3	2	4	3	11	8	36	26	78	56
Tactical Air Command	73,893	40	54	6	8	13	18	14	19	24	32	64	87
Air Materiel Command	51,405	26	51	3	6	8	16	7	14	16	31	42	82
Strategic Air Command	99,136	43	43	7	7	20	20	16	16	11	11	54	54
Air Defense Command	134,197	64	48	6	4	9	7	15	11	36	27	100	75
Hq. Command USAF	26,743	3	11	0	0	0	0	1	4	4	15	7	26
Air Proving Ground	13,652	2	15	0	0	0	0	0	0	1	7	3	22
Air University	24,469	7	29	0	0	0	0	1	4	2	8	9	37
Civilian Air Patrol	1,409	0	0	0	0	0	0	0	0	0	0	0	0
Military Air Transport Sv.	97,266	15	15	2	2	10	10	3	3	18	19	33	34
Far East Air Forces	103,695	68	66	6	6	8	8	26	25	17	16	85	82
US Air Forces in Europe	32,502	21	65	3	9	22	68	6	18	7	22	28	86
Caribbean Air Command	19,126	11	58	2	10	4	21	3	16	2	10	13	68
Alaskan Air Command	16,031	13	81	0	0	0	0	3	19	2	12	15	94
Pacific Air Command	11,701	7	60	0	0	0	0	1	9	4	34	11	94
Army Advisory Group - China	2,050	0	0	0	0	0	0	0	0	0	0	0	0
Miscellaneous	3,670	5	-	1	-	2	-	1	-	1	-	6	-
Air Reserve Pilots	(86,375)	(33)	(38)	(5)	(6)	(7)	(8)	(8)	(9)	(21)	(24)	(54)	(63)
(Incl. in above Commands)													
Air National Guard	40,211	36	90	6	15	6	15	13	32	12	30	48	119
Second quarter													
United States Air Force - Total (Excl. Air National Guard)	1,114,319	286	25	42	4	112	10	131	12	199	18	585	52
Air Training Command	205,031	72	35	3	1	6	3	15	7	72	35	144	70
Tactical Air Command	107,048	37	35	4	4	4	4	11	10	25	23	62	58
Air Materiel Command	64,971	26	40	1	2	5	8	7	11	9	14	35	54
Strategic Air Command	116,653	49	42	7	6	25	21	16	14	12	10	61	52
Air Defense Command	205,115	68	33	10	5	18	9	19	9	34	17	102	50
Hq. Command USAF	32,517	7	22	1	3	3	9	1	3	0	0	7	22
Air Proving Ground	15,469	7	45	4	26	7	45	4	26	0	0	7	45
Air University	31,075	8	26	0	0	0	0	1	3	2	6	10	32
Civilian Air Patrol	2,223	1	45	0	0	0	0	0	0	0	0	1	45
Military Air Transport Sv.	121,710	15	12	3	2	9	7	5	4	7	6	22	18
Far East Air Forces	103,645	50	48	8	8	23	22	30	29	23	22	73	70
US Air Forces in Europe	41,661	15	36	2	5	5	12	7	17	6	14	21	50
Caribbean Air Command	25,109	12	48	1	4	2	8	4	16	5	20	17	68
Alaskan Air Command	22,223	13	58	4	18	4	18	8	36	2	9	15	67
Pacific Air Command	13,318	4	30	0	0	0	0	2	15	2	15	6	45
Army Advisory Group - China	1,917	0	0	0	0	0	0	0	0	0	0	0	0
Miscellaneous	4,634	2	-	1	-	1	-	1	-	0	-	2	-
Air Reserve Pilots	(146,432)	(47)	(32)	(7)	(5)	(12)	(8)	(13)	(9)	(23)	(16)	(70)	(48)
(Incl. in above Commands)													
Air National Guard	83,988	52	62	11	13	15	18	18	21	24	29	76	90

a/ Fatalities include all personnel killed and/or missing as a result of USAF aircraft accidents.
b/ Aircraft wrecked include missing aircraft.

TABLE 162.-- NUMBER AND RATE OF USAF AIRCRAFT ACCIDENTS, BY COMMAND-QUARTERLY 1948 Continued

(Rates are expressed in accidents per 100,000 flying hours)

Commands	Flying Hours	Major Accidents		Fatal Accidents		Fatalities		Aircraft Wrecked		Minor Accidents		All Accidents	
		No.	Rate	No.	Rate	No.	Rate	No.	Rate	No.	Rate	No.	Rate
Third Quarter													
United States Air Force - Total (Excl Air National Guard)	1,188,046	442	37	69	6	185	16	150	13	212	18	654	55
Air Training Command	243,280	73	30	9	4	15	6	12	5	62	25	135	55
Tactical Air Command	96,102	49	51	7	7	16	17	24	25	24	25	73	76
Air Materiel Command	66,396	34	51	7	11	10	15	17	26	16	24	50	75
Strategic Air Command	105,817	49	46	13	12	91	86	19	18	18	17	67	63
Air Defense Command	198,365	55	28	8	4	14	7	12	6	38	19	93	47
Hq Command, USAF	34,026	6	18	1	3	1	3	3	9	1	3	7	21
Air Proving Ground	12,736	4	31	0	0	0	0	0	0	0	0	4	31
Air University	32,399	5	15	0	0	0	0	0	0	1	3	6	19
Civil Air Patrol	2,742	1	36	1	36	3	109	1	36	0	0	1	36
Military Air Transport Sv g/	103,918	20	19	1	1	4	4	4	4	8	8	28	27
Far East Air Forces	104,148	71	68	9	9	12	12	29	28	20	19	91	87
US Air Forces in Europe g/	129,329	41	32	8	6	14	11	19	15	13	10	54	42
Caribbean Air Command	19,445	8	41	4	21	4	21	6	31	3	15	11	57
Alaskan Air Command	19,592	15	77	1	5	1	5	3	15	4	20	19	97
Pacific Air Command	13,028	9	69	0	0	0	0	1	8	4	31	13	100
Army Advisory Group-China	2,063	0	0	0	0	0	0	0	0	0	0	0	0
Miscellaneous	4,660	2	-	0	-	0	-	0	-	0	-	2	-
Air Reserve Pilots (Incl in above Commands)	(133,644)	(36)	(27)	(6)	(4)	(12)	(9)	(6)	(4)	(29)	(22)	(65)	(49)
Air National Guard	93,527	70	75	11	12	14	15	33	35	10	11	80	86
Operation Vittles g/	(108,231)	(19)	(18)	(3)	(3)	(9)	(8)	(8)	(7)	(9)	(8)	(28)	(26)
Fourth Quarter													
United States Air Force - Total (Excl Air National Guard)	1,005,918	391	39	53	5	177	18	149	15	191	19	582	58
Air Training Command	217,944	66	30	6	3	17	8	20	9	49	22	115	53
Continental Air Command	205,515	90	44	11	5	20	10	34	17	37	18	127	62
Air Materiel Command	57,532	23	40	4	7	18	31	6	10	13	23	36	63
Strategic Air Command	88,293	40	45	7	8	53	60	16	18	21	24	61	69
Hq Command, USAF	33,268	7	21	1	3	6	18	3	9	1	3	8	24
Air Proving Ground	10,872	8	74	3	28	8	74	4	37	0	0	8	74
Air University	30,142	8	27	2	7	3	10	5	17	1	3	9	30
Civil Air Patrol	2,018	1	50	0	0	0	0	1	50	1	50	2	100
Military Air Transport Sv g/	90,324	15	17	1	1	3	3	8	9	15	17	30	33
Far East Air Forces	112,466	70	62	6	5	20	18	22	20	27	24	97	86
US Air Forces in Europe g/	108,236	33	30	7	6	15	14	15	14	16	15	49	45
Caribbean Air Command	19,312	9	47	1	5	5	26	4	21	1	5	10	52
Alaskan Air Command	12,560	14	111	3	24	8	64	9	72	2	16	16	127
Pacific Air Command	10,866	5	46	1	9	1	9	1	9	5	46	10	92
Army Advisory Group - China	2,387	0	0	0	0	0	0	0	0	0	0	0	0
Miscellaneous	4,183	2	48	0	0	0	0	1	24	2	48	4	96
Air Reserve Pilots (Incl in above commands)	(78,064)	(23)	(29)	(1)	(1)	(2)	(3)	(4)	(5)	(18)	(23)	(41)	(53)
Air National Guard	59,496	40	67	5	8	10	17	17	29	13	22	53	89
Operation Vittles g/	(91,475)	(18)	(20)	(4)	(4)	(8)	(9)	(7)	(8)	(12)	(13)	(30)	(33)

g/ Operation Vittles flying time and accidents are included in USAFE except those of the L435 Transport Group which are included in MATS.

Source: The Inspector General USAF - Office of the Inspector General - Flying Safety Division

TABLE 163.-- CAUSE FACTORS AND INVOLVED FACTORS OF USAF

(Percentages are based on total number of accidents for each command.)

Line Number	Command	Cause Factors									
		Pilot Error		Other Crew Member Error		Supervisory Error		Maintenance Error		Materiel Failure	
		No.	Per Cent	No.	Per Cent	No.	Per Cent	No.	Per Cent	No.	Per Cent
1	<u>Total USAF</u>										
2	Excl Air National Guard . . .	952	60	22	1	167	10	150	9	541	34
3	Air National Guard	124	63	0	0	23	12	17	9	62	31
4	<u>First Quarter</u>										
5	<u>United States Air Force - Total</u>	<u>228</u>	<u>62</u>	<u>2</u>	<u>1</u>	<u>26</u>	<u>10</u>	<u>28</u>	<u>8</u>	<u>123</u>	<u>24</u>
6	(Excl Air National Guard)										
7	Air Training Command	33	79	0	0	5	12	4	10	8	19
8	Tactical Air Command	24	60	0	0	4	10	4	10	16	40
9	Air Materiel Command	16	62	0	0	2	8	2	8	10	38
10	Strategic Air Command	29	67	1	2	4	9	4	9	12	28
11	Air Defense Command	44	69	0	0	8	13	0	0	17	27
12	Hq. Command, USAF.	3	100	0	0	0	0	0	0	0	0
13	Air Proving Ground	1	50	0	0	1	50	0	0	1	50
14	Air University	5	71	0	0	0	0	1	14	2	29
15	Military Air Transport Service .	11	73	0	0	4	27	1	7	2	13
16	Far East Air Forces	35	51	0	0	3	4	8	12	30	44
17	US Air Forces in Europe	9	43	1	5	2	10	3	14	11	52
18	Caribbean Air Command	5	45	0	0	1	9	0	0	6	55
19	Alaskan Air Command	9	69	0	0	1	8	0	0	2	15
20	Pacific Air Command	1	14	0	0	1	14	1	14	3	43
21	Miscellaneous	3	60	0	0	0	0	0	0	3	60
22	Air Reserve Pilots	(25)	(76)	(0)	(0)	(5)	(15)	(0)	(0)	(5)	(15)
23	(Included in above commands).										
24	Air National Guard	27	75	0	0	4	11	3	8	8	22
25	<u>Second Quarter</u>										
26	<u>United States Air Force - Total</u>	<u>243</u>	<u>63</u>	<u>3</u>	<u>1</u>	<u>40</u>	<u>10</u>	<u>26</u>	<u>9</u>	<u>127</u>	<u>33</u>
	(Excl Air National Guard)										
27	Air Training Command	61	85	0	0	9	13	6	8	8	11
28	Tactical Air Command	17	46	1	3	1	3	2	5	18	49
29	Air Materiel Command	16	62	1	4	3	12	4	15	8	31
30	Strategic Air Command	31	63	0	0	9	18	2	4	25	51
31	Air Defense Command	49	72	0	0	7	10	4	6	19	28
32	Hq. Command, USAF	5	71	0	0	0	0	2	29	2	29
33	Air Proving Ground	3	43	0	0	0	0	1	14	5	71
34	Air University	4	50	1	13	0	0	2	25	2	25
35	Civil Air Patrol	1	100	0	0	0	0	0	0	0	0
36	Military Air Transport Service .	3	20	0	0	1	7	1	7	7	47
37	Far East Air Forces	29	58	0	0	8	16	7	14	13	26
38	US Air Forces in Europe	9	60	0	0	0	0	2	13	8	53
39	Caribbean Air Command	7	58	0	0	2	17	2	17	1	8
40	Alaskan Air Command	6	46	0	0	0	0	0	0	7	54
41	Pacific Air Command	0	0	0	0	0	0	0	0	4	100
42	Miscellaneous	1	50	0	0	0	0	1	50	0	0
43	Air Reserve Pilots	(36)	(77)	(0)	(0)	(2)	(4)	(3)	(6)	(8)	(17)
44	(Included in above commands).										
45	Air National Guard	35	67	0	0	7	13	3	6	12	23

MAJOR AIRCRAFT ACCIDENTS, BY COMMAND-QUARTERLY 1948

One accident may involve more than one cause factor)

Cause Factor (cont)						Involved Factors								Line Number
Airbase and Airways		Miscellaneous Unsafe Conditions		Undetermined		Fire Before Accident		Weather		Non - Compliance With T. O.		Violations		
No.	Per Cent	No.	Per Cent	No.	Per Cent	No.	Per Cent	No.	Per Cent	No.	Per Cent	No.	Per Cent	
47	3	58	4	73	5	92	6	235	15	78	5	188	12	1
6	3	3	2	14	7	6	3	28	14	8	4	29	15	2
														3
														4
15	4	13	4	16	4	19	5	58	16	17	5	46	13	5
														6
0	0	2	5	1	2	2	5	6	14	3	7	5	12	7
1	3	0	0	0	0	3	8	9	23	1	3	4	10	8
2	8	0	0	1	4	1	4	2	8	1	4	4	15	9
4	9	2	5	4	9	3	7	5	12	2	5	7	16	10
3	5	1	2	2	3	2	3	15	23	0	0	10	16	11
0	0	0	0	0	0	0	0	1	33	0	0	1	33	12
1	50	0	0	0	0	1	50	0	0	0	0	0	0	13
0	0	0	0	0	0	0	0	1	14	1	14	1	14	14
1	7	1	7	1	7	0	0	4	27	1	7	5	33	15
0	0	2	3	5	7	6	9	8	12	5	7	3	4	16
1	5	8	0	1	5	0	0	5	24	2	10	2	10	17
0	0	0	0	0	0	0	0	2	18	0	0	2	18	18
2	15	4	31	0	0	1	8	0	0	0	0	0	0	19
0	0	1	14	1	14	0	0	0	0	1	14	1	14	20
0	0	0	0	0	0	0	0	0	0	0	0	1	20	21
(2)	(6)	(1)	(3)	(2)	(6)	(1)	(3)	(9)	(27)	(0)	(0)	(5)	(15)	22
1	3	1	3	1	3	1	3	4	11	2	6	8	22	23
														24
														25
11	2	14	4	16	4	22	6	53	14	18	5	29	10	26
1	1	0	0	1	1	0	0	8	11	3	4	2	3	27
0	0	2	5	2	5	4	11	4	11	2	5	2	5	28
1	4	1	4	0	0	1	4	4	15	2	8	5	19	29
1	2	2	4	1	2	6	12	6	12	1	2	7	14	30
1	1	2	3	2	3	2	3	13	19	1	1	8	12	31
0	0	0	0	0	0	0	0	0	0	0	0	1	14	32
1	14	0	0	1	14	1	14	0	0	0	0	0	0	33
0	0	1	13	0	0	0	0	0	0	2	25	0	0	34
0	0	0	0	0	0	0	0	0	0	0	0	1	100	35
0	0	4	27	1	7	1	7	7	47	2	13	1	7	36
4	8	1	2	4	8	3	6	6	12	4	8	6	12	37
1	7	0	0	1	7	3	20	2	13	0	0	3	20	38
1	8	0	0	2	17	0	0	2	17	0	0	2	17	39
0	0	1	8	1	8	0	0	0	0	0	0	1	8	40
0	0	0	0	0	0	0	0	0	0	1	25	0	0	41
0	0	0	0	0	0	1	50	1	50	0	0	0	0	42
(1)	(2)	(2)	(4)	(1)	(2)	(1)	(2)	(9)	(19)	(1)	(2)	(5)	(11)	43
														44
2	4	2	4	5	10	1	2	10	19	1	2	7	13	45

TABLE 163.-- CAUSE FACTORS AND INVOLVED FACTORS OF USAF MAJOR
(Percentages are based on total number of accidents for each command.)

Line Number	Command	Cause Factors									
		Pilot Error		Other Crew Member Error		Supervisory Error		Maintenance Error		Material Failure	
		No.	Per Cent	No.	Per Cent	No.	Per Cent	No.	Per Cent	No.	Per Cent
1	<u>Third Quarter</u>										
2	<u>United States Air Force - Total.</u>	253	57	11	2	43	10	44	10	153	35
3	(Excl Air National Guard)										
4	Air Training Command	54	74	0	0	7	10	7	10	15	21
5	Tactical Air Command	27	55	1	2	4	8	5	10	23	47
6	Air Materiel Command	19	54	0	0	2	6	1	3	17	49
7	Strategic Air Command	20	42	6	13	5	10	7	15	19	40
8	Air Defense Command	38	69	0	0	4	7	6	11	16	29
9	Hq. Command, USAF	3	50	2	33	1	17	0	0	2	33
10	Air Proving Ground	3	75	0	0	1	25	0	0	2	50
11	Air University	4	80	0	0	0	0	0	0	1	20
12	Civil Air Patrol	1	100	0	0	1	100	0	0	0	0
13	Military Air Transport Service ^a	11	55	0	0	2	10	1	5	4	20
14	Far East Air Forces	39	54	1	1	10	14	9	13	29	40
15	US Air Forces in Europe ^{a/}	19	46	0	0	3	7	6	15	14	34
16	Caribbean Air Command	4	50	1	13	0	0	1	13	2	25
17	Alaskan Air Command	10	67	0	0	3	20	0	0	2	13
18	Pacific Air Command	1	11	0	0	0	0	0	0	6	67
19	Miscellaneous	0	0	0	0	0	0	1	50	1	50
20	Air Reserve Pilots	(28)	(88)	(0)	(0)	(1)	(3)	(4)	(13)	(5)	(16)
21	(Included in above commands)										
22	Air National Guard	39	56	0	0	8	11	7	10	25	36
23	Operation Vittles ^{a/}	(12)	(63)	(0)	(0)	(3)	(16)	(4)	(21)	(4)	(21)
24	<u>Fourth Quarter</u>										
25	<u>United States Air Force - Total.</u>	229	52	6	2	48	12	42	11	138	35
26	(Excl Air National Guard)										
27	Air Training Command	43	65	0	0	15	23	5	8	22	33
28	Continental Air Command	52	58	0	0	8	9	11	12	38	42
29	Air Materiel Command	17	74	0	0	3	13	3	13	9	39
30	Strategic Air Command	22	55	1	3	4	10	6	15	15	38
31	Hq. Command, USAF	5	71	1	14	0	0	0	0	0	0
32	Air Proving Ground	5	63	0	0	0	0	0	0	5	63
33	Air University	7	88	0	0	2	25	1	13	1	13
34	Civil Air Patrol	0	0	0	0	0	0	0	0	1	100
35	Military Air Transport Service ^{a/}	4	27	1	7	2	13	0	0	8	53
36	Far East Air Forces	40	57	3	4	6	9	8	11	21	30
37	US Air Forces in Europe ^{a/}	15	45	0	0	6	18	6	18	11	33
38	Caribbean Air Command	4	44	0	0	0	0	1	11	0	0
39	Alaskan Air Command	9	64	0	0	2	14	0	0	5	36
40	Pacific Air Command	4	80	0	0	0	0	1	20	1	20
41	Miscellaneous	2	100	0	0	0	0	0	0	1	50
42	Air Force Reserve Pilots	(20)	(87)	(0)	(0)	(2)	(9)	(1)	(4)	(4)	(17)
43	(Included in above commands)										
44	Air National Guard	23	58	0	0	4	10	4	10	17	43
45	Operation Vittles ^{a/}	(7)	(39)	(0)	(0)	(3)	(17)	(3)	(17)	(6)	(33)

^{a/} Operation Vittles accidents are included in USAFE except those of the 1435 Transport Group which are included in Military Air Transport Service.

Source: The Inspector General USAF - Office of the Inspector General - Flying Safety Division

AIRCRAFT ACCIDENTS, BY COMMAND-QUARTERLY 1948 Continued

(One accident may involve more than one cause factor)

Cause Factors (con't)						Involved Factors								Line Number
Airbase and Airways		Miscellaneous Unsafe Conditions		Undetermined		Fire Before Accident		Weather		Non - Compliance With T.O.		Violations		
No.	Per Cent	No.	Per Cent	No.	Per Cent	No.	Per Cent	No.	Per Cent	No.	Per Cent	No.	Per Cent	
														1
<u>10</u>	<u>2</u>	<u>13</u>	<u>3</u>	<u>24</u>	<u>5</u>	<u>30</u>	<u>7</u>	<u>59</u>	<u>13</u>	<u>25</u>	<u>6</u>	<u>59</u>	<u>13</u>	2
0	0	0	0	4	5	3	4	8	11	4	5	6	8	3
2	4	2	4	0	0	3	6	4	8	7	14	4	8	4
0	0	0	0	2	6	4	12	3	9	1	3	3	9	5
1	2	2	4	6	12	8	16	5	10	2	4	5	10	6
0	0	0	0	2	4	0	0	7	13	3	5	10	18	7
1	17	0	0	1	17	0	0	1	17	0	0	1	17	8
0	0	0	0	0	0	0	0	0	0	0	0	0	0	9
0	0	0	0	0	0	0	0	0	0	0	0	2	40	10
0	0	0	0	0	0	0	0	1	100	0	0	1	100	11
1	5	3	15	0	0	4	20	3	15	0	0	4	20	12
														13
5	7	2	3	2	3	6	8	9	13	2	3	11	15	14
0	0	1	2	4	10	1	2	10	24	4	10	8	20	15
0	0	0	0	2	25	0	0	3	38	0	0	0	0	16
0	0	1	7	1	7	1	7	5	33	0	0	3	20	17
0	0	2	22	0	0	0	0	0	0	2	22	0	0	18
0	0	0	0	0	0	0	0	0	0	0	0	1	50	19
														20
(0)	(0)	(0)	(0)	(2)	(6)	(0)	(0)	(4)	(13)	(2)	(6)	(7)	(22)	21
2	3	0	0	6	9	3	4	9	13	4	6	7	10	22
(0)	(0)	(0)	(0)	(0)	(0)	(0)	(0)	(6)	(32)	(3)	(16)	(5)	(26)	23
														24
<u>11</u>	<u>2</u>	<u>18</u>	<u>5</u>	<u>17</u>	<u>4</u>	<u>21</u>	<u>5</u>	<u>65</u>	<u>17</u>	<u>18</u>	<u>5</u>	<u>44</u>	<u>11</u>	25
2	3	1	2	2	3	3	5	7	11	2	3	6	9	26
1	1	1	1	3	3	6	7	17	19	5	6	14	16	27
1	4	2	9	0	0	1	4	6	26	2	9	3	13	28
1	3	2	5	4	10	4	10	3	8	1	3	3	8	29
1	14	0	0	1	14	0	0	4	57	0	0	0	0	30
0	0	0	0	0	0	0	0	1	13	0	0	1	13	31
0	0	0	0	0	0	0	0	3	38	0	0	1	13	32
0	0	0	0	0	0	0	0	0	0	0	0	0	0	33
0	0	0	0	0	0	0	0	0	0	0	0	0	0	34
0	0	3	20	1	7	1	7	4	27	0	0	3	20	35
														36
1	1	5	7	4	6	1	1	8	11	4	6	4	6	37
1	3	1	3	1	3	2	6	9	27	4	12	6	18	38
1	11	3	33	1	11	0	0	3	33	0	0	0	0	39
2	14	0	0	0	0	2	14	0	0	0	0	1	7	40
0	0	0	0	0	0	0	0	0	0	0	0	1	20	41
0	0	0	0	0	0	0	0	0	0	0	0	1	50	42
														43
(0)	(0)	(0)	(0)	(0)	(0)	(0)	(0)	(5)	(22)	(1)	(4)	(5)	(22)	44
1	3	0	0	2	5	1	3	5	13	1	3	7	18	45
(1)	(6)	(0)	(0)	(1)	(6)	(1)	(6)	(7)	(39)	(4)	(22)	(5)	(28)	46

TABLE 164.-- CAUSE FACTORS AND INVOLVED FACTORS OF USAF MAJOR
(Percentages are based on total number of accidents for each type and model.)

Line No.	Type and Model	Cause Factors									
		Pilot Error		Other Crew Member Error		Supervisory Error		Maintenance Error		Material Failure	
		No.	Per Cent	No.	Per Cent	No.	Per Cent	No.	Per Cent	No.	Per Cent
1	<u>Total</u>	952	60	22	1	167	10	150	9	541	34
2	<u>First Quarter</u>										
3	<u>United States Air Force- Total</u>	228	62	2	1	26	10	28	8	122	34
4	(Excl. Air National Guard)										
5	<u>Bomber - Total</u>	27	52	1	2	6	12	2	6	27	52
6	B-17	3	38	1	13	0	0	0	0	3	38
7	B-25	8	73	0	0	2	18	0	0	3	27
8	B-26	5	28	0	0	1	6	3	17	14	78
9	B-29	11	73	0	0	3	20	0	0	7	47
10	<u>Transport - Total</u>	31	103	1	2	7	23	1	2	16	53
11	C-45	14	70	0	0	2	10	1	5	4	20
12	C-46, (C-113)	0	0	0	0	0	0	0	0	1	100
13	C-47/53, (C-117)	9	60	1	7	4	27	0	0	6	40
14	C-54	3	50	0	0	0	0	0	0	2	33
15	C-64	1	100	0	0	0	0	0	0	0	0
16	C-74	1	100	0	0	0	0	0	0	0	0
17	C-82	3	50	0	0	1	17	0	0	3	50
18	<u>Fighter - Total</u>	85	57	0	0	10	7	16	11	58	39
19	F-47	20	53	0	0	4	11	6	16	16	42
20	F-51	35	56	0	0	3	5	7	11	20	32
21	F-61	4	44	0	0	1	11	0	0	5	56
22	F-80	21	66	0	0	2	6	3	9	12	38
23	F-82	2	100	0	0	0	0	0	0	1	50
24	F-84	3	43	0	0	0	0	0	0	4	57
25	<u>Trainer - Total</u>	72	79	0	0	11	12	7	8	15	16
26	T-6	66	81	0	0	10	12	5	6	11	14
27	T-7	1	50	0	0	0	0	2	100	1	50
28	T-11	4	57	0	0	1	14	0	0	3	43
29	PT-13	1	100	0	0	0	0	0	0	0	0
30	<u>Liaison</u>	7	58	0	0	2	17	1	8	1	8
31	<u>Rotary Wing</u>	2	100	0	0	0	0	0	0	0	0
32	<u>Miscellaneous</u> a/	4	40	0	0	0	0	0	0	6	60
33	<u>Second quarter</u>										
34	<u>United States Air Force- Total</u>	242	63	2	1	40	10	36	9	127	33
35	(Excl. Air National Guard)										
36	<u>Bomber - Total</u>	22	48	0	0	6	13	4	9	20	43
37	B-17	4	80	0	0	0	0	0	0	2	40
38	B-25	6	50	0	0	2	17	2	17	4	33
39	B-26	10	48	0	0	3	14	1	5	10	48
40	B-29	2	29	0	0	1	14	1	14	3	43
41	B-49	0	0	0	0	0	0	0	0	1	100
42	<u>Transport - Total</u>	19	54	2	6	2	9	2	9	9	26
43	C-45	10	63	0	0	3	19	3	19	4	25
44	C-46, (C-113)	1	100	0	0	0	0	0	0	0	0
45	C-47/53, (C117)	5	50	0	0	0	0	0	0	2	20
46	C-54	1	25	1	25	0	0	0	0	1	25
47	C-82	1	33	1	33	0	0	0	0	2	67
48	C-97	1	100	0	0	0	0	0	0	0	0
49	<u>Fighter - Total</u>	90	56	0	0	15	9	14	9	76	47
50	F-47	16	48	0	0	3	9	8	21	16	48
51	F-51	41	59	0	0	7	10	3	4	31	45
52	F-61	3	43	0	0	1	14	0	0	3	43
53	F-80	24	63	0	0	3	8	2	5	16	42
54	F-82	0	0	0	0	0	0	1	33	2	67
55	F-84	6	50	0	0	1	8	0	0	8	67
56	<u>Trainer - Total</u>	96	81	1	1	12	10	15	13	13	11
57	T-6	81	84	1	1	12	13	13	14	6	6
58	T-7	3	100	0	0	0	0	1	33	0	0
59	T-11	12	60	0	0	0	0	1	5	7	35
60	<u>Liaison</u>	11	73	0	0	3	20	0	0	4	27
61	<u>Rotary Wing</u>	4	67	0	0	1	17	0	0	2	33
62	<u>Miscellaneous</u> b/	0	0	0	0	0	0	0	0	3	100

a/ Includes A-10 and G-14, G-15 and Vampire

b/ Includes A-10 and G-14

TABLE 164.-- CAUSE FACTORS AND INVOLVED FACTORS OF USAF MAJOR AIRCRAFT
(Percentages are based on total number of accidents for each type and model.)

Line Number	Type and Model	Cause Factors									
		Pilot Error		Other Crew Member Error		Supervisory Error		Maintenance Error		Material Failure	
		No.	Per Cent	No.	Per Cent	No.	Per Cent	No.	Per Cent	No.	Per Cent
1	<u>Third Quarter</u>										
2	<u>United States Air Force - Total</u>	253	57	11	2	43	10	44	10	153	35
3	(Excl Air National Guard)										
4	<u>Bomber - Total</u>	26	44	8	14	8	14	6	10	28	47
5	B-17	5	71	1	14	0	0	1	14	2	29
6	B-25	6	50	1	8	1	8	0	0	6	50
7	B-26	4	44	0	0	1	6	3	19	9	56
8	B-29	7	33	6	29	6	29	2	10	9	43
9	B-45	0	0	0	0	0	0	0	0	1	50
10	B-46	1	100	0	0	0	0	0	0	1	100
11	<u>Transport - Total</u>	33	57	3	5	4	7	8	14	14	24
12	C-45	4	40	1	10	0	0	1	10	4	40
13	C-46, (C-113)	3	60	1	20	0	0	1	20	1	20
14	C-47/53, (C-117)	18	62	1	3	3	10	3	10	6	21
15	C-54	5	56	0	0	1	11	3	33	1	11
16	C-64	1	100	0	0	0	0	0	0	0	0
17	C-82	2	50	0	0	0	0	0	0	2	50
18	<u>Fighter - Total</u>	90	48	0	0	16	9	17	9	89	48
19	F-47	21	46	0	0	8	17	4	9	23	50
20	F-51	32	52	0	0	6	10	4	6	28	45
21	F-61	2	33	0	0	0	0	1	17	5	83
22	F-80	21	48	0	0	1	2	5	11	20	45
23	F-82	3	60	0	0	0	0	1	20	2	40
24	F-84	11	46	0	0	1	4	2	8	11	46
25	<u>Trainer - Total</u>	86	80	0	0	11	10	13	12	15	14
26	T-6	78	80	0	0	11	11	12	12	12	12
27	T-7	5	100	0	0	0	0	0	0	1	20
28	T-11	3	60	0	0	0	0	1	20	2	40
29	<u>Liaison</u>	13	76	0	0	4	24	0	0	2	12
30	<u>Rotary Wing</u>	2	33	0	0	0	0	0	0	2	33
31	<u>Miscellaneous g/</u>	3	43	0	0	0	0	0	0	3	43
32	<u>Fourth Quarter</u>										
33	<u>United States Air Force - Total</u>	229	59	6	2	48	12	42	11	138	35
34	(Excl Air National Guard)										
35	<u>Bomber - Total</u>	26	50	5	10	6	12	7	13	16	31
36	B-17	8	80	3	30	2	20	0	0	2	20
37	B-25	4	33	0	0	1	8	0	0	3	25
38	B-26	5	63	0	0	2	25	1	13	3	38
39	B-29	9	45	2	10	1	5	5	25	8	40
40	B-45	0	0	0	0	0	0	1	100	0	0
41	B-50	0	0	0	0	0	0	0	0	0	0
42	<u>Transport - Total</u>	37	54	1	1	10	15	8	12	25	37
43	C-45	14	88	0	0	1	6	2	13	1	6
44	C-46, (C-113)	1	50	0	0	0	0	1	50	2	100
45	C-47/53 (C-117)	12	67	1	6	4	22	1	6	4	22
46	C-54	9	41	0	0	5	23	3	14	11	50
47	C-82	0	0	0	0	0	0	1	11	7	78
48	C-122	1	100	0	0	0	0	0	0	0	0
49	<u>Fighter - Total</u>	86	55	0	0	18	11	16	10	67	43
50	F-47	8	44	0	0	1	6	5	28	4	22
51	F-51	31	54	0	0	5	9	6	11	21	37
52	F-61	3	60	0	0	1	20	1	20	3	60
53	F-80	22	55	0	0	4	10	0	0	19	48
54	F-82	10	48	0	0	2	10	4	19	8	38
55	F-84	11	73	0	0	5	33	0	0	11	73
56	F-86	1	100	0	0	0	0	0	0	1	100
57	<u>Trainer - Total</u>	67	59	0	0	14	12	8	7	23	20
58	T-6	64	78	0	0	13	16	7	9	19	23
59	T-7	1	100	0	0	1	100	0	0	0	0
60	T-11	2	33	0	0	0	0	1	17	4	67
61	<u>Liaison</u>	10	83	0	0	0	0	0	0	1	8
62	<u>Rotary Wing</u>	0	0	0	0	0	0	3	38	4	50
63	<u>Miscellaneous d/</u>	3	60	0	0	0	0	0	0	2	40

g/ Includes A-10, A-12, G-14, and F-342.

d/ Includes A-10, Q14, and XR-12.

Source: The Inspector General, USAF - Office of the Air Inspector, Flying Safety Division

ACCIDENTS, BY TYPE AND MODEL OF AIRCRAFT-QUARTERLY 1948 Continued
 one accident may involve more than one cause factor).

Cause Factors (con't)						Involved Factors								Line Number
Airbase and Airways		Miscellaneous Unsafe Conditions		Undetermined		Fire Before Accident		Weather		Non-Compliance With T. O.		Violations		
No.	Per Cent	No.	Per Cent	No.	Per Cent	No.	Per Cent	No.	Per Cent	No.	Per Cent	No.	Per Cent	
10	2	12	2	24	5	20	7	59	12	25	6	59	12	1
0	0	1	2	4	7	9	15	10	17	3	5	11	19	4
0	0	0	0	0	0	0	0	2	29	1	17	1	17	5
0	0	0	0	1	8	1	8	2	17	0	0	1	8	6
0	0	0	0	0	0	3	19	2	13	2	13	3	19	7
0	0	1	5	2	10	4	19	4	19	0	0	6	29	8
0	0	0	0	1	50	0	0	0	0	0	0	0	0	9
0	0	0	0	0	0	1	100	0	0	0	0	0	0	10
4	7	2	2	0	0	2	5	9	16	4	7	13	22	11
0	0	1	10	0	0	0	0	0	0	0	0	2	20	12
1	1	0	0	0	0	0	0	0	0	1	20	2	40	13
1	3	0	0	0	0	1	3	4	14	2	7	7	24	14
1	1	1	11	0	0	1	11	4	44	1	11	2	22	15
0	0	0	0	0	0	0	0	1	100	0	0	0	0	16
1	25	0	0	0	0	1	25	0	0	0	0	0	0	17
4	2	8	4	12	6	17	9	23	12	10	5	12	8	18
2	4	3	7	2	4	3	7	8	17	2	4	8	19	19
2	3	2	3	4	4	4	6	7	11	1	2	3	5	20
0	0	0	0	0	0	2	2	0	0	0	0	0	0	21
0	0	1	2	4	9	7	7	5	11	3	7	3	7	22
0	0	0	0	1	20	0	0	0	0	0	0	0	0	23
0	0	2	8	1	4	1	1	3	17	4	13	1	4	24
1	1	0	0	0	0	1	1	1	13	7	7	18	17	25
1	1	0	0	7	7	1	1	1	13	8	8	17	17	26
0	0	0	0	0	0	0	0	1	20	0	0	0	0	27
0	0	0	0	0	0	0	0	0	0	0	0	0	0	28
1	6	0	0	0	0	0	0	2	12	0	0	2	12	29
0	0	1	17	1	17	0	0	1	17	0	0	0	0	30
0	0	1	14	0	0	0	0	0	0	0	0	0	0	31
														32
11	3	18	5	17	4	21	5	65	17	18	5	44	11	33
2	6	7	12	5	10	2	6	12	23	4	8	8	15	35
0	0	2	20	0	0	0	0	2	20	1	10	3	30	36
1	8	3	25	2	17	0	0	5	42	0	0	2	17	37
1	13	0	0	0	0	0	0	1	13	0	0	1	13	38
0	5	0	10	0	10	0	0	3	15	3	15	2	10	39
0	0	0	0	0	0	0	0	0	0	0	0	0	0	40
0	0	0	0	1	100	0	0	1	100	0	0	0	0	41
2	3	2	3	3	4	2	3	21	31	6	9	14	21	42
1	6	1	6	1	6	0	0	4	25	0	0	3	19	43
0	0	0	0	0	0	0	0	0	0	0	0	0	0	44
0	0	1	6	1	6	1	6	9	50	0	0	5	28	45
0	0	0	0	1	5	1	5	8	36	4	18	6	27	46
1	11	0	0	0	0	0	0	0	0	2	22	0	0	47
0	0	0	0	0	0	0	0	0	0	0	0	0	0	48
5	3	2	6	6	4	14	9	14	9	1	1	9	6	49
0	0	1	6	2	11	1	6	2	11	1	6	2	0	50
4	7	3	5	3	5	0	0	5	9	1	2	0	4	51
1	20	0	0	0	0	0	0	0	0	0	0	0	0	52
0	0	2	5	1	3	2	8	20	10	0	0	2	5	53
0	0	0	0	0	0	2	10	2	10	0	0	0	0	54
0	0	0	0	0	0	3	20	5	33	0	0	5	33	55
0	0	0	0	0	0	0	0	0	0	0	0	0	0	56
0	0	0	0	2	2	1	1	15	12	2	4	11	10	57
0	0	0	0	2	2	1	1	14	17	4	5	10	12	58
0	0	0	0	0	0	0	0	1	100	0	0	1	0	59
0	0	0	0	0	0	0	0	0	0	1	17	1	17	60
1	8	0	0	0	0	0	0	1	8	0	0	2	17	61
0	0	0	0	1	13	0	0	2	25	1	3	0	0	62
0	0	0	0	0	0	1	20	0	0	0	0	0	0	63

TABLE 165.-- PHASE OF FLIGHT OF USAF MAJOR AIRCRAFT ACCIDENTS, BY COMMAND--QUARTERLY 1948

(Percentages are based on total number of accidents for each command)

Command	Taxing		Take Off		In Flight		Final Approach and Landing		Go Around		Miscellaneous		Undetermined	
	No.	Per Cent	No.	Per Cent	No.	Per Cent	No.	Per Cent	No.	Per Cent	No.	Per Cent	No.	Per Cent
Total USAF														
Excl Air National Guard	158	10	160	10	365	23	807	51	30	2	33	2	33	2
Air National Guard	27	14	21	11	40	20	92	46	5	3	4	2	9	5
First Quarter														
United States Air Force - Total (Excl Air National Guard)	41	11	34	9	73	20	186	51	10	3	12	3	11	3
Air Training Command	3	7	1	2	5	12	31	74	1	2	1	2	0	0
Tactical Air Command	1	3	4	10	14	35	21	53	0	0	0	0	0	0
Air Materiel Command	1	4	2	8	4	15	15	58	1	4	2	8	1	4
Strategic Air Command	4	9	2	5	10	23	20	47	3	7	1	2	3	7
Air Defense Command	13	20	4	6	6	9	33	52	3	5	2	3	3	5
Hq Command, USAF	0	0	0	0	0	0	3	100	0	0	0	0	0	0
Air Proving Ground	1	50	0	0	0	0	1	50	0	0	0	0	0	0
Air University	1	14	2	29	0	0	3	43	0	0	1	14	0	0
Military Air Transport Sv.	0	0	2	13	5	33	7	47	0	0	1	7	0	0
Far East Air Forces	6	9	6	9	17	25	34	50	0	0	2	3	3	4
US Air Forces in Europe	6	29	3	14	3	14	8	38	0	0	0	0	1	5
Caribbean Air Command	0	0	0	0	4	36	4	36	2	18	1	9	0	0
Alaskan Air Command	3	23	4	31	3	23	3	23	0	0	0	0	0	0
Pacific Air Command	2	29	3	43	1	14	0	0	0	0	1	14	0	0
Miscellaneous	0	0	1	20	1	20	3	60	0	0	0	0	0	0
Air Reserve Pilots	(6)	(18)	(0)	(0)	(4)	(12)	(18)	(55)	(1)	(3)	(1)	(3)	(3)	(9)
(Incl in above commands)														
Air National Guard	5	14	5	14	9	25	14	39	1	3	1	3	1	3
Second Quarter														
United States Air Force - Total (Excl Air National Guard)	40	10	31	8	93	24	204	52	7	2	4	1	7	2
Air Training Command	7	10	1	1	6	8	56	78	2	3	0	0	0	0
Tactical Air Command	1	3	4	11	12	32	19	51	0	0	0	0	1	3
Air Materiel Command	3	12	4	15	7	27	12	46	0	0	0	0	0	0
Strategic Air Command	4	8	4	8	11	22	28	57	1	2	1	2	0	0
Air Defense Command	11	16	5	7	18	26	32	47	1	1	0	0	1	1
Hq Command, USAF	1	14	0	0	1	14	4	57	0	0	1	14	0	0
Air Proving Ground	1	14	1	14	3	43	1	14	0	0	1	14	0	0
Air University	1	13	0	0	2	25	5	63	0	0	0	0	0	0
Civil Air Patrol	0	0	0	0	0	0	1	100	0	0	0	0	0	0
Military Air Transport Sv	2	13	0	0	7	47	5	33	0	0	0	0	1	7
Far East Air Forces	3	6	4	8	14	28	22	44	3	6	1	2	3	6
US Air Forces in Europe	2	13	3	20	3	20	7	47	0	0	0	0	0	0
Caribbean Air Command	2	17	3	25	2	17	4	33	0	0	0	0	1	8
Alaskan Air Command	1	8	1	8	4	31	7	54	0	0	0	0	0	0
Pacific Air Command	0	0	1	25	2	50	1	25	0	0	0	0	0	0
Miscellaneous	1	50	0	0	1	50	0	0	0	0	0	0	0	0
Air Reserve Pilots	(7)	(15)	(4)	(9)	(14)	(30)	(21)	(45)	(1)	(2)	(0)	(0)	(0)	(0)
(Incl in above commands)														
Air National Guard	14	27	5	10	8	15	18	35	2	4	1	2	4	8

TABLE 165.-- PHASE OF FLIGHT OF USAF MAJOR AIRCRAFT ACCIDENTS, BY COMMAND--QUARTERLY 1948 Continued

(Percentages are based on total number of accidents for each command)

Command	Taxing		Take Off		In Flight		Final Approach and Landing		Go Around		Miscellaneous		Undetermined	
	No.	Per Cent	No.	Per Cent	No.	Per Cent	No.	Per Cent	No.	Per Cent	No.	Per Cent	No.	Per Cent
<u>Third Quarter</u>														
<u>United States Air Force - Total</u> (Excl Air National Guard)	<u>40</u>	<u>9</u>	<u>53</u>	<u>12</u>	<u>112</u>	<u>25</u>	<u>219</u>	<u>50</u>	<u>3</u>	<u>1</u>	<u>8</u>	<u>2</u>	<u>7</u>	<u>2</u>
Air Training Command	10	14	6	8	13	18	43	59	1	1	0	0	0	0
Tactical Air Command	4	8	6	12	16	33	23	47	0	0	0	0	0	0
Air Materiel Command	1	3	2	6	14	41	15	44	0	0	2	6	0	0
Strategic Air Command	1	2	7	14	18	37	18	37	0	0	2	4	3	6
Air Defense Command	7	13	4	7	9	16	32	58	2	4	0	0	1	2
Hq Command, USAF	1	17	1	17	1	17	3	50	0	0	0	0	0	0
Air Proving Ground	0	0	0	0	0	0	4	100	0	0	0	0	0	0
Air University	0	0	2	40	2	40	1	20	0	0	0	0	0	0
Civil Air Patrol	0	0	0	0	1	100	0	0	0	0	0	0	0	0
Military Air Transport Sv. <u>g/</u>	5	25	3	15	4	20	8	40	0	0	0	0	0	0
Far East Air Forces	3	4	10	14	17	24	39	55	0	0	1	1	1	1
US Air Forces in Europe <u>g/</u>	4	10	6	15	9	22	17	41	0	0	3	7	2	5
Caribbean Air Command	0	0	1	13	4	50	3	38	0	0	0	0	0	0
Alaskan Air Command	1	7	4	27	1	7	9	60	0	0	0	0	0	0
Pacific Air Command	2	22	1	11	3	33	3	33	0	0	0	0	0	0
Miscellaneous	1	50	0	0	0	0	1	50	0	0	0	0	0	0
Air Reserve Pilots	(5)	(16)	(1)	(3)	(6)	(19)	(19)	(59)	(0)	(0)	(0)	(0)	(1)	(3)
(Incl in above commands)														
Air National Guard	5	7	8	11	16	23	36	51	1	1	1	1	3	4
Operation Vittles <u>g/</u>	(3)	(16)	(1)	(5)	(3)	(16)	(9)	(47)	(0)	(0)	(3)	(16)	(0)	(0)
<u>Fourth Quarter</u>														
<u>United States Air Force - Total</u> (Excl Air National Guard)	<u>37</u>	<u>9</u>	<u>42</u>	<u>11</u>	<u>87</u>	<u>22</u>	<u>198</u>	<u>51</u>	<u>10</u>	<u>3</u>	<u>9</u>	<u>2</u>	<u>8</u>	<u>2</u>
Air Training Command	8	12	6	9	5	8	42	64	3	5	1	2	1	2
Continental Air Command	7	8	8	9	20	22	50	56	1	1	4	4	0	0
Air Materiel Command	1	4	2	9	6	26	13	57	0	0	1	4	0	0
Strategic Air Command	3	8	4	10	11	28	17	43	2	5	0	0	3	8
Hq Command, USAF	1	14	1	14	0	0	3	43	0	0	1	14	1	14
Air Proving Ground	1	13	0	0	3	38	3	38	1	13	0	0	0	0
Air University	0	0	1	13	2	25	5	63	0	0	0	0	0	0
Civil Air Patrol	0	0	0	0	0	0	1	100	0	0	0	0	0	0
Military Air Transport Sv. <u>g/</u>	2	13	1	7	6	40	6	40	0	0	0	0	0	0
Far East Air Forces	5	7	8	11	18	26	36	51	1	1	0	0	2	3
US Air Forces in Europe <u>g/</u>	4	12	4	12	9	27	14	42	1	3	1	3	0	0
Caribbean Air Command	1	11	3	33	3	33	1	11	0	0	0	0	1	1
Alaskan Air Command	1	7	4	29	2	14	6	43	1	7	0	0	0	0
Pacific Air Command	1	20	0	0	2	40	1	20	0	0	1	20	0	0
Miscellaneous	2	100	0	0	0	0	0	0	0	0	0	0	0	0
Air Reserve Pilots	(13)	(13)	(0)	(0)	(2)	(9)	(17)	(74)	(0)	(0)	(1)	(4)	(0)	(0)
(Incl in above commands)														
Air National Guard	3	8	3	8	7	18	24	60	1	3	1	3	1	3
Operation Vittles <u>g/</u>	(2)	(11)	(4)	(22)	(5)	(28)	(6)	(33)	(0)	(0)	(1)	(6)	(0)	(0)

g/ Operation Vittles accidents are included in USAFE except those of the 1435 Transport Group which are included in MATS.

Source: The Inspector General USAF - Office of the Inspector General - Flying Safety Division.

TABLE 16a.-- PHASE OF FLIGHT OF USAF MAJOR AIRCRAFT ACCIDENTS, BY TYPE AND MODEL OF AIRCRAFT--QUARTERLY 1948

(Percentages are based on total number of accidents for each type and model)

Type and Model	Taxiing		Take Off		In Flight		Final Approach and Landing		Go Around		Miscellaneous		Unde-terminated	
	No.	Per Cent	No.	Per Cent	No.	Per Cent	No.	Per Cent	No.	Per Cent	No.	Per Cent	No.	Per Cent
Total	158	10	160	10	365	23	807	51	30	2	33	2	33	2
First Quarter														
United States Air Force--Total (Excl. Air National Guard)	41	11	34	9	73	20	186	51	10	3	12	3	11	3
Bomber - Total	9	17	2	4	13	25	26	50	0	0	2	4	0	0
B-17	4	50	0	0	3	38	1	13	0	0	0	0	0	0
B-25	0	0	1	9	3	27	6	55	0	0	1	9	0	0
B-26	3	17	1	6	3	17	10	56	0	0	1	6	0	0
B-29	2	13	0	0	4	27	9	60	0	0	0	0	0	0
Transport - Total	3	6	7	14	15	30	23	46	0	0	2	4	0	0
C-45	1	5	2	10	3	15	14	70	0	0	0	0	0	0
C-46, (C-113)	0	0	0	0	0	0	1	100	0	0	0	0	0	0
C-47/53, (C-117)	1	7	3	20	5	33	5	33	0	0	1	7	0	0
C-54	1	17	1	17	4	67	0	0	0	0	0	0	0	0
C-64	0	0	0	0	0	0	1	100	0	0	0	0	0	0
C-74	0	0	0	0	0	0	0	0	0	0	1	100	0	0
C-82	0	0	1	17	3	50	2	33	0	0	0	0	0	0
Fighter - Total	12	9	19	13	32	21	68	45	8	5	3	2	7	5
F-47	9	24	7	18	8	21	12	32	0	0	0	0	2	5
F-51	3	5	7	11	15	24	31	50	2	3	1	2	3	5
F-61	0	0	0	0	0	0	6	67	1	11	1	11	1	11
F-80	1	3	4	13	8	25	13	41	4	13	1	3	1	3
F-82	0	0	0	0	0	0	2	100	0	0	0	0	0	0
F-84	0	0	1	14	1	14	4	57	1	14	0	0	0	0
Trainer - Total	15	16	2	2	13	14	24	22	2	2	1	1	4	4
T-6	13	16	1	1	13	16	47	58	2	2	1	1	1	4
T-7	0	0	1	50	0	0	1	50	0	0	0	0	0	0
T-11	1	14	0	0	0	0	6	86	0	0	0	0	0	0
PT-13	1	100	0	0	0	0	0	0	0	0	0	0	0	0
Liaison	1	8	2	17	0	0	8	67	0	0	1	8	0	0
Rotary Wing	0	0	1	50	0	0	0	0	0	0	1	50	0	0
Miscellaneous a/	0	0	1	10	0	0	7	70	0	0	2	20	0	0
Second Quarter														
United States Air Force--Total (Excl. Air National Guard)	40	10	31	8	93	24	204	53	7	2	4	1	7	2
Bomber - Total	8	17	2	4	18	39	14	30	1	2	2	4	1	2
B-17	1	20	0	0	3	60	1	20	0	0	0	0	0	0
B-25	5	42	0	0	2	17	5	42	0	0	0	0	0	0
B-26	1	5	1	5	8	38	8	38	1	5	2	10	0	0
B-29	1	14	1	14	4	57	0	0	0	0	0	0	1	14
B-49	0	0	0	0	1	100	0	0	0	0	0	0	0	0
Transport - Total	5	14	4	11	7	20	17	49	0	0	1	3	1	3
C-45	1	6	3	19	3	19	8	50	0	0	1	6	0	0
C-46, (C-113)	0	0	0	0	0	0	1	100	0	0	0	0	0	0
C-47/53, (C-117)	3	30	0	0	2	20	5	50	0	0	0	0	0	0
C-54	0	0	1	25	2	50	0	0	0	0	0	0	1	25
C-82	0	0	0	0	0	0	3	100	0	0	0	0	0	0
C-97	1	100	0	0	0	0	0	0	0	0	0	0	0	0
Fighter - Total	10	6	14	9	42	26	88	54	4	3	1	1	3	2
F-47	2	6	1	3	11	33	17	52	1	3	0	0	1	3
F-51	2	3	7	10	15	22	42	61	2	3	1	1	0	0
F-61	1	14	0	0	1	14	4	57	0	0	0	0	1	14
F-80	4	11	6	16	9	24	17	45	1	3	0	0	1	3
F-82	0	0	0	0	1	33	2	67	0	0	0	0	0	0
F-84	1	8	0	0	5	42	6	50	0	0	0	0	0	0
Trainer - Total	15	13	7	6	20	17	73	61	2	2	0	0	2	2
T-6	13	14	1	1	18	19	61	64	1	1	0	0	2	2
T-7	1	33	0	0	0	0	2	67	0	0	0	0	0	0
T-11	1	5	6	30	2	10	10	50	1	5	0	0	0	0
Liaison	1	7	3	20	2	13	9	60	0	0	0	0	0	0
Rotary Wing	0	0	0	0	3	50	3	50	0	0	0	0	0	0
Miscellaneous b/	1	33	1	33	1	33	0	0	0	0	0	0	0	0

a/ Includes A-10, G-15, Q-14 and Vampire; b/ Includes A-10 and Q-14


TABLE 166.-- PHASE OF FLIGHT OF USAF MAJOR AIRCRAFT ACCIDENTS, BY TYPE AND MODEL OF AIRCRAFT--QUARTERLY 1948
Continued
(Percentages are based on total number of accidents for each type and model)

Type and Model	Taxiing		Take Off		In Flight		Final Approach and Landing		Go Around		Miscellaneous		Undetermined	
	No.	Per Cent	No.	Per Cent	No.	Per Cent	No.	Per Cent	No.	Per Cent	No.	Per Cent	No.	Per Cent
Third Quarter														
<u>United States Air Force - Total</u> (Excl Air National Guard)	40	9	53	12	112	25	219	50	3	1	8	2	7	2
<u>Bomber - Total</u>	7	12	7	12	23	39	20	24	0	0	0	0	2	2
B-17	2	29	1	14	0	0	4	57	0	0	0	0	0	0
B-25	3	25	2	17	2	17	5	42	0	0	0	0	0	0
B-26	2	13	1	6	6	38	7	44	0	0	0	0	0	0
B-29	0	0	3	14	13	62	3	14	0	0	0	0	2	12
B-45	0	0	0	0	2	100	0	0	0	0	0	0	0	0
B-46	0	0	0	0	0	0	1	100	0	0	0	0	0	0
<u>Transport</u>	11	19	8	14	9	16	25	43	1	2	4	7	0	0
C-45	3	30	2	20	1	10	4	40	0	0	0	0	0	0
C-46, (C-113)	1	20	2	40	0	0	2	40	0	0	0	0	0	0
C-47/53, (C-117)	4	14	4	14	4	14	12	41	1	3	4	14	0	0
C-54	2	22	0	0	2	22	5	56	0	0	0	0	0	0
C-64	0	0	0	0	0	0	1	100	0	0	0	0	0	0
C-82	1	25	0	0	2	50	1	25	0	0	0	0	0	0
<u>Fighter - Total</u>	3	2	22	12	59	32	26	51	1	1	2	2	4	2
F-47	1	2	9	20	17	37	19	41	0	0	0	0	0	0
F-51	1	2	4	6	15	24	41	66	0	0	0	0	1	2
F-61	0	0	1	17	1	17	4	67	0	0	0	0	0	0
F-80	1	2	6	14	11	25	22	50	0	0	2	5	2	5
F-82	0	0	0	0	2	40	3	60	0	0	0	0	0	0
F-84	0	0	2	8	13	54	7	29	1	4	0	0	1	4
<u>Trainer - Total</u>	16	15	8	7	17	16	64	59	1	1	1	1	1	1
T-6	15	15	6	6	17	17	58	59	1	1	0	0	1	1
T-7	0	0	1	20	0	0	3	60	0	0	1	20	0	0
T-11	1	20	1	20	0	0	3	60	0	0	0	0	0	0
<u>Liaison</u>	2	12	3	18	3	18	9	53	0	0	0	0	0	0
<u>Rotary Wing</u>	0	0	2	33	1	17	3	50	0	0	0	0	0	0
<u>Miscellaneous c/</u>	1	14	3	43	0	0	2	29	0	0	1	14	0	0
Fourth Quarter														
<u>United States Air Force - Total</u> (Excl Air National Guard)	27	9	42	11	87	22	198	51	10	2	2	2	8	2
<u>Bomber - Total</u>	2	17	6	12	11	21	16	31	5	10	0	0	5	10
B-17	4	40	0	0	3	30	3	30	0	0	0	0	0	0
B-25	2	17	0	0	3	25	4	33	1	8	0	0	0	17
B-26	1	13	1	13	1	13	4	50	1	13	0	0	0	0
B-29	2	10	4	20	4	20	5	25	3	15	0	0	2	10
B-45	0	0	1	100	0	0	0	0	0	0	0	0	0	0
B-50	0	0	0	0	0	0	0	0	0	0	0	0	1	100
<u>Transport - Total</u>	8	12	11	16	12	18	33	49	0	0	2	4	1	1
C-45	2	13	2	13	2	13	10	63	0	0	0	0	0	0
C-46, (C-113)	0	0	0	0	0	0	2	100	0	0	0	0	0	0
C-47/53, (C-117)	3	17	3	17	4	22	5	28	0	0	2	11	1	6
C-54	3	14	4	18	5	23	9	41	0	0	1	5	0	0
C-82	0	0	2	22	1	11	6	67	0	0	0	0	0	0
C-122	0	0	0	0	0	0	1	100	0	0	0	0	0	0
<u>Fighter - Total</u>	9	6	13	8	47	30	82	52	2	1	3	2	1	1
F-47	1	6	2	11	6	33	9	50	0	0	0	0	0	0
F-51	3	5	5	9	18	32	28	49	0	0	2	4	1	2
F-61	1	20	0	0	0	0	4	80	0	0	0	0	0	0
F-80	2	5	4	10	13	33	20	50	1	3	0	0	0	0
F-82	2	10	1	5	8	38	10	48	0	0	0	0	0	0
F-84	0	0	1	7	2	13	10	67	1	7	1	7	0	0
F-86	0	0	0	0	0	0	1	100	0	0	0	0	0	0
<u>Trainer - Total</u>	9	10	7	8	10	11	59	66	2	2	1	1	1	1
T-6	8	10	5	6	8	10	57	70	2	2	1	1	1	1
T-7	0	0	0	0	1	100	0	0	0	0	0	0	0	0
T-11	1	17	2	33	1	17	2	33	0	0	0	0	0	0
<u>Liaison</u>	1	8	2	17	4	33	4	33	1	8	0	0	0	0
<u>Rotary Wing</u>	1	13	1	13	2	25	3	38	0	0	1	13	0	0
<u>Miscellaneous d/</u>	0	0	2	40	1	20	1	20	0	0	1	20	0	0

g/ Includes A-10, A-12, Q-14, and F-342;


d/ Includes A-10, Q-14 and XR-12.

Source: The Inspector General USAF - Office of Inspector General- Flying Safety Division.



PART VIII

INSTALLATIONS



INSTALLATIONS

The information contained in this section appears for the first time under a "Part" title. Tables pertaining to installations that were heretofore assigned to the "Aircraft and Material" and "Miscellaneous" Sections have been incorporated in this new section. These tables may be found in the 1947 Statistical Digest under the following numbers: Table 104--page 169; Table 113--page 185; Tables 114 and 115--page 196; Table 145--page 253; and Table 146--pages 254 and 255. The scope of information contained in tables 167, 169, and 168, (1948 Statistical Digest) concerning numbers and types of installations follow the identical plan of information as published in previous tables 113, 114, and 115, respectively.

In addition to these tables on types of installations, a new table providing the number of military airports that are currently available for the military aircraft under various types of agreements, is included. This short table entitled, "Non-Military Airports Available for Use By Military Aircraft: 31 Dec, 1948" under table number 170, is a compilation of municipal airports, by states, upon which agreements are in effect, providing use by military aircraft free of charge to the extent as to not interfere with non-military operations. The agreements may be defined thus:

1. The "CivilAeronautical Association Agreements", (AP-4 and Sponsors Assurance Agreements) are on Municipal Airports built under a federal aid Program with the help of public funds.
2. Applicable War Assets Administration Regulations, Interim License, and Right of Entry are agreements on former air force bases which have been deeded to municipalities or are in the process of disposal.
3. "Permits to USAF" and "Letter of Authority" refer to airports in which the Air Force has never had an interest and which were not developed with the help of public funds.
4. Permits and letters of authority were acquired by Chief of Engineers in order that subject fields be available to transient military traffic.

Air National Guard Airports are those municipal airports upon which Air National Guard units are located, but includes only those which do not fall within above mentioned categories

Table 171 is a new report and provides the number of aircraft operations, by aircraft weights, on airfield movements at installations under the jurisdiction of US Air Force in Continental US and the Territory of Hawaii; this table also provides aircraft operations made not only by the Air Force but also by the Air National Guard, the Navy, and commercial airlines.

Another new table, table 172, reports the total normal capacity of troop and family housing by type of construction as of the end of 1948.

"Status of Military Housing and Occupancy in Continental US, By Command, By Month; Feb through Dec, 1948" under table number 173 corresponds in arrangement to Table 145 (1947 Statistical Digest) with the exception of capacity and occupancy of family housing which is broken out as separate information; in addition, occupancy of family housing by civilians is also provided. A short report on "Officer Personnel on Commutation at Headquarters, USAF, Washington, D. C., By Month" has been added to supplement the above table.

The status of military housing and occupancy in the Pacific Air Command - the only overseas housing experience available for 1948 - appears in a new table under Table number 174, on page 243 of this issue.

Table 175:--"Storage Space at Air Materiel Command Depots in Continental US, By Month: Jan through Dec, 1948", is expanded over Table 104 (1947 Statistical Digest) to show the storage capacity of igloos, magazines and open ammunition dumps.

Maintenance costs of installations, segregated as to real property, utility services, fuel and miscellaneous other items, are provided in the final table, table 176, of this group. This is the initial report, of this type, for the Statistical Digest.



TABLE 167.-- UNITED STATES AIR FORCE AIRFIELD INSTALLATIONS BY MAJOR COMMAND, BY TYPE OF AIRFIELD, IN CONTINENTAL US: 31 DEC, 1948

Type of Airfield by Command	Total	Type of Airfield by Command	Total
<u>Continental US - USAF - Total</u>	<u>196</u> a/	<u>Military Air Transport Service - Total</u>	<u>6</u>
Main Base	113	Main Base	6
Sub-Base	12	Sub-base	-
Auxiliary Field	71	Auxiliary Field	-
<u>Continental Air Command-Total</u> . b/	<u>49</u>	<u>Air Proving Ground - Total</u>	<u>11</u>
Main Base	45	Main Base	2
Sub-Base	2	Sub-base	-
Auxiliary Field	2	Auxiliary Field	9
<u>Strategic Air Command - Total</u>	<u>22</u>	<u>Air University - Total</u>	<u>4</u>
Main base	20	Main Base	3
Sub-base	2	Sub-base	1
Auxiliary Field	-	Auxiliary Field	-
<u>Air Training Command - Total</u>	<u>69</u>	<u>Hq. Command, USAF- Total</u>	<u>1</u>
Main Base	15	Main Base	1
Sub-base	6	Sub-base	-
Auxiliary Field	48	Auxiliary Field	-
<u>Air Materiel Command - Total</u>	<u>34</u>		
Main Base	21		
Sub-base	1		
Auxiliary Field	12		

a/ This tabulation (Total as of 31 Dec. 1948) includes eighteen (18) Municipal Airports, ten (10) inert installations which were withdrawn from surplus and are being retained as Strategic reserve, and Phillips Field (Department of Army Installation.)

b/ Established, 1 December 1948. (Includes installations formerly charged to ADC and TAC).

Source: Director of Installations, Deputy Chief of Staff, Materiel, USAF, Hq.

TABLE 168.-- STATUS OF USAF AIRFIELD INSTALLATIONS IN FOREIGN COUNTRIES AND UNITED STATES POSSESSIONS: AS OF 31 DEC, 1948

(Excess and Surplus airfields are included in column "Inactive" until released by USAF)

Status	Total	Africa	asia	Atlantic Islands	Australia	Europe	North America	Pacific Islands	South America	U.S. Possessions
<u>Total</u>	<u>1,801</u>	<u>222</u>	<u>247</u>	<u>24</u>	<u>120</u>	<u>645</u>	<u>91</u>	<u>212</u>	<u>23</u>	<u>107</u>
Active	122	4	15	6	-	19	24	24	4	26
Inactive	64	1	8	3	-	1	-	31	3	17
Released	1,615	217	224	15	120	625	67	257	26	64

Source: Director of Installations, Deputy Chief of Staff, Materiel, USAF, Hq.

TABLE 169.-- MAJOR AIR FORCE INSTALLATIONS IN CONTINENTAL UNITED STATES, BY TYPE OF INSTALLATION: 31 DEC, 1948

Type of Installation	Number Of Separate Installations	Additional Activities at Installations	Type of Installation	Number Of Separate Installations	Additional Activities at Installations
<u>Total</u>	<u>389</u>	<u>186</u>			
Airfield	196 ^{a/}	-	<u>Hospital - Total</u>	-	<u>64</u>
Assembly Plant (Government owned)	-	-	Convalescent Hospital	-	-
Industrial Facilities ^{b/}	27	-	Debarcation Hospital	-	-
Air Transport Command Freight Terminal	-	14	Regional Hospital	-	-
Basic Training Center	1	1	Station Hospital	-	64
Bombing and Gunnery Range	135	-	Unkenned Office Space	17	-
Crash Boat Station	5	-	Modification Center	-	-
<u>Depot - Total</u>	<u>7</u>	<u>97</u>	Port of Aerial Embarkation	-	6
Air Depot	-	10	Redistribution Station	-	-
Government Furnished Equipment Depot	-	-	<u>School - Total</u>	<u>1</u>	<u>4</u>
Intransit Depot	-	-	Technical Training School	1	4
Overseas Replacement Depot	1	1	Civilian and Factory Technical Training School	-	-
Personnel Replacement Depot	-	-	College Training Detachment	-	-
Specialized Depot	6	-	Contract Pilot School	-	-
Sub-Depot (3rd Echelon Repair Shop)	-	86			

^{a/} This tabulation (airfield Total) as of 31 December 1948 includes eighteen (18) Municipal Airports, ten (10) inert installations which were withdrawn from surplus and are being retained as Strategic Reserve, and Phillips Field (Department of the Army Installation).

^{b/} Aircraft Assembly Plants previously reported are included in Industrial Facilities.

Source: Director of Installations, Deputy Chief of Staff, Materiel, USAF, Hq.

TABLE 170.-- NON-MILITARY AIRPORTS, BY STATES, AVAILABLE FOR USE BY MILITARY AIRCRAFT: 31 DECEMBER, 1948

By State	Total	AF-4 Agreement (CAA)	Sponsor's Assurance Agreement (CAA)	Applicable War Assets Administra- tion Regs	Permit To USAF	Interim License	Right Of Entry	Letter Authority	Air National Guard
<u>Total</u>	<u>1,012</u>	<u>202</u>	<u>168</u>	<u>237</u>	<u>302</u>	<u>58</u>	<u>31</u>	<u>4</u>	<u>a/ 10</u>
Alabama	18	5	1	8	4	-	-	-	-
Arizona	30	4	5	10	9	-	1	-	1
Arkansas	21	2	5	8	4	1	-	-	1
California	72	17	4	34	4	10	3	-	-
Colorado	29	1	2	3	21	1	-	-	1
Connecticut	6	2	-	1	1	1	-	-	1
Delaware	2	1	-	-	-	1	-	-	-
Florida	55	9	-	41	-	4	-	1	-
Georgia	37	7	7	17	3	2	1	-	-
Idaho	19	2	8	1	8	-	-	-	-
Illinois	18	4	4	2	7	-	-	-	1
Indiana	20	4	3	2	7	2	1	1	-
Iowa	23	7	10	-	6	-	-	-	-
Kansas	28	3	3	16	6	-	-	-	-
Kentucky	6	1	1	2	1	-	-	-	1
Louisiana	18	2	5	2	3	3	3	-	-
Maine	15	3	2	3	6	-	1	-	-
Maryland	4	-	3	1	-	-	-	-	-
Massachusetts	11	5	1	2	2	-	1	-	-
Michigan	35	3	10	-	18	4	-	-	-
Minnesota	25	6	7	-	11	1	-	-	-
Mississippi	16	2	3	6	3	1	1	-	-
Missouri	23	3	7	6	7	-	-	-	-
Montana	30	1	3	-	22	-	4	-	-
Nebraska	24	4	6	9	5	-	-	-	-
Nevada	8	3	3	1	-	-	-	-	1
New Hampshire	7	1	1	-	5	-	-	-	-
New Jersey	6	2	1	1	-	-	1	1	-
New Mexico	15	2	2	3	6	2	-	-	-
New York	23	7	4	3	11	2	-	-	1
North Carolina	22	10	3	4	2	2	1	-	-
North Dakota	13	3	1	-	7	2	-	-	-
Ohio	19	5	1	1	11	1	-	-	-
Oklahoma	36	12	8	7	6	1	2	-	-
Oregon	17	5	1	4	5	2	-	-	-
Pennsylvania	20	2	4	-	13	-	1	-	-
Rhode Island	1	-	-	1	-	-	-	-	-
South Carolina	18	7	1	7	1	-	1	-	1
South Dakota	12	-	-	4	8	-	-	-	-
Tennessee	14	2	5	2	4	1	-	-	-
Texas	88	19	16	20	18	10	5	-	-
Utah	19	2	7	-	9	-	1	-	-
Vermont	5	-	2	-	2	-	-	1	-
Virginia	8	4	1	-	3	-	-	-	-
Washington	24	5	3	3	6	3	3	-	1
West Virginia	11	6	1	1	3	-	-	-	-
Wisconsin	20	5	3	1	10	1	-	-	-
Wyoming	16	2	-	-	14	-	-	-	-

a/ Not to be construed as only ten (10) Air National Guard Activities on non-military airports - all others on municipal airports fall under other listed categories.

Source: Director of Installations, Deputy Chief of Staff, Materiel, USAF, Hq.

TABLE 171.-- NUMBER OF LANDINGS AND TAKE-OFFS AT AIRFIELDS HAVING USAF OPERATED CONTROL TOWERS IN CONTINENTAL US AND THE TERRITORY OF HAWAII: MONTHLY 1948

Note:-- The data below is based on reports submitted on Form 18A pursuant to AF Regulation 15-18, 21 Mar 1946. The number of reporting installations total 92 USAF air bases in Continental US, and five USAF air bases in Territory of Hawaii, under Pacific Air Command.

Number of Landings and Take-offs By Weights of Aircraft (in pounds) ^{a/}							
1948	Total	Up to 31,000	31,000 to 56,000	56,000 to 76,000	76,000 to 123,000	123,000 to 135,000	135,000 and Over
Total	3,867,635	2,924,133	713,375	142,493	1,872	84,529	1,233
January	231,770	172,214	36,046	16,293	215	6,994	8
February	251,171	185,230	42,472	16,709	178	6,575	7
March	315,433	233,732	64,037	10,695	80	6,867	22
April	381,239	272,440	90,880	10,942	127	6,838	12
May	351,278	270,030	64,550	9,658	107	6,909	24
June	384,914	296,505	68,015	11,634	91	8,602	67
July	368,200	275,853	71,503	11,550	78	9,060	156
August	376,291	290,974	69,721	8,864	75	6,399	258
September	327,962	258,088	54,061	8,867	228	6,565	153
October	310,693	239,726	52,242	11,338	299	6,931	157
November	294,476	220,855	54,114	12,922	178	6,256	151
December	274,208	208,486	45,734	13,021	216	6,533	218

Number of Landings and Take-offs by Users					
1948	Total	Military ^{b/}			Other ^{c/}
		Air Force	Air National Guard	Navy	
Total	3,658,536	3,489,952	67,860	100,724	209,099
January	213,695	206,702	2,731	4,262	18,075
February	232,722	224,988	2,928	4,806	18,449
March	292,685	281,793	4,740	6,152	22,748
April	355,924	342,531	6,065	7,328	25,315
May	327,362	312,343	6,188	8,831	23,916
June	357,235	336,282	8,812	12,141	27,679
July	351,950	334,604	7,740	9,606	16,250
August	361,893	340,668	9,309	11,916	14,398
September	315,214	299,379	5,533	10,302	12,748
October	298,867	285,592	4,758	8,517	11,826
November	286,739	274,212	4,421	8,106	7,737
December	264,250	250,858	4,635	8,757	9,958

- ^{a/} The classification of aircraft by weight is defined by the following example types of aircraft:
 Up to 31,000 - Liaison, F47, F51, F80, FB4, FB2, FB6, C47 - 76,000 to 123,000 - C69 (Constellation), B45
 31,000 to 56,000 - A26, B25, C46 and C82 - 123,000 to 135,000 - B29, B50, C74 and C97
 56,000 to 76,000 - B24, C54, C87 and C119 - 135,000 and up - B36, B35, C99, C124 and B49
- ^{b/} Aircraft operations included in categories under Military are: "Air Force" - Operations by Air Force and Air Reserve at USAF airbases; "Air National Guard" - Operations by Air National Guard and Civil Air Patrol at USAF airbases; and "Navy" - Operations by Navy, Marine Corps and Coast Guard.
- ^{c/} Aircraft operations included under "Other" are operations by commercial airlines, civilians and foreign nationals at USAF airbases.

Source: Director of Installations, Deputy Chief of Staff, Materiel, USAF, Hq.

TABLE 172.-- AUTHORIZED NORMAL CAPACITY OF MILITARY HOUSING, BY TYPES, BY GRADE AT USAF INSTALLATIONS
IN CONTINENTAL US: 31 DEC, 1948

By Command	Total	Troop Housing			Family Housing			
		Total	Per- manent	Temporary a/	Total	Permanent	Temporary b/	FHA and Other c/
Total	427,171	409,237	26,139	333,098	17,934	3,021	5,713	9,200
USAF Headquarters Command								
Total	3,082	2,950	297	2,653	132	51	10	71
Officers and Warrant Officers	167	127	-	127	40	29	10	1
Cadets	-	-	-	-	-	-	-	-
Enlisted - Men	2,563	2,471	297	2,174	92	22	-	70
Enlisted - Women	352	352	-	352	-	-	-	-
Air Materiel Command g/								
Total	59,321	54,905	4,779	50,126	4,416	306	577	3,533
Officers and Warrant Officers	4,842	4,043	52	3,991	799	156	405	198
Cadets	740	740	-	740	-	-	-	-
Enlisted - Men	52,307	46,690	4,727	43,963	3,617	110	172	3,335
Enlisted - Women	1,432	1,432	-	1,432	-	-	-	-
Air Proving Ground Command g/								
Total	6,302	5,603	-	5,602	692	-	440	259
Officers and Warrant Officers	831	673	-	673	158	-	158	-
Cadets	200	200	-	200	-	-	-	-
Enlisted - Men	5,271	4,730	-	4,730	541	-	222	259
Enlisted - Women	-	-	-	-	-	-	-	-
Air Training Command								
Total	159,202	155,069	10,478	144,591	4,123	1,094	1,335	1,804
Officers and Warrant Officers	9,444	8,063	151	7,912	1,381	650	626	105
Cadets	4,785	4,785	424	4,361	-	-	-	-
Enlisted - Men	141,326	138,574	9,903	128,671	2,752	444	609	1,609
Enlisted - Women	3,647	3,647	-	3,647	-	-	-	-
Air University								
Total	10,024	8,475	412	8,063	1,549	176	728	585
Officers and Warrant Officers	2,061	1,077	16	1,061	984	99	715	109
Cadets	1,332	1,332	-	1,332	-	-	-	-
Enlisted - Men	6,149	5,584	396	5,188	565	77	72	416
Enlisted - Women	482	482	-	482	-	-	-	-
Continental Air Command g/								
Total	102,211	99,062	9,071	90,031	3,149	975	739	1,435
Officers and Warrant Officers	9,045	8,100	335	7,765	925	441	359	215
Cadets	3,196	3,196	-	3,196	-	-	-	-
Enlisted - Men	87,390	85,186	8,606	76,490	2,204	534	450	1,200
Enlisted - Women	2,580	2,580	-	2,580	-	-	-	-
Military Air Transport Service d/								
Total	15,820	15,067	-	15,067	753	120	581	52
Officers and Warrant Officers	2,382	1,916	-	1,916	466	120	320	36
Cadets	-	-	-	-	-	-	-	-
Enlisted - Men	12,867	12,580	-	12,520	287	-	261	26
Enlisted - Women	571	571	-	571	-	-	-	-
Strategic Air Command								
Total	71,209	68,106	1,143	66,964	3,103	559	1,343	1,461
Officers and Warrant Officers	8,308	7,306	-	7,306	1,002	230	645	137
Cadets	154	154	-	154	-	-	-	-
Enlisted - Men	60,812	58,717	1,142	57,575	2,101	79	698	1,324
Enlisted - Women	1,929	1,929	-	1,929	-	-	-	-

a/"Troop Housing-Temporary" includes mobilization and Theater of Operations type construction.

b/"Family Housing-Temporary" includes converted mobilization and Theater of Operations type buildings originally designed and constructed for use other than family quarters.

c/ "Family Housing-Public Housing Administration and Other" includes Public Housing Administration family housing projects transferred to the Air Force and houses acquired with acquisition of land.

d/See other Installation tables or Glossary for additional comments affecting commands.

Source: Director of Installations, Deputy Chief of Staff, Materiel, USAF, Hq.

TABLE 173.-- STATUS OF MILITARY HOUSING AND OCCUPANCY IN CONTINENTAL US, BY COMMAND, BY MONTH:
FEB THROUGH DEC, 1948

(As of 15th of month figures)

By Command and Month	Total			Troop Housing		Family Housing			Personnel on Commutation
	Authorized Normal Capacity	Occupied reserved	Percent Occupied reserved	Authorized Normal Capacity	Occupied Reserved	Authorized Normal Capacity	Occupied Reserved	Occupied by Others a/	
<u>Continental United States</u>									
February - Total	398,704	175,839	44.1	383,298	163,576	15,406	12,263	-	74,861
April - Total	391,409	188,019	48.0	374,615	174,670	16,794	13,349	-	80,143
June - Total	391,943	184,640	47.1	374,597	171,615	17,346	13,025	-	83,886
August - Total	412,677	193,110	46.8	395,187	179,944	17,490	13,166	3,925	82,799
October - Total	425,074	208,248	49.0	407,342	194,702	17,732	13,546	3,694	78,340
December - Total	427,171	196,784	46.0	409,237	182,663	17,934	14,121	3,636	81,126
<u>Air Materiel Command b/</u>									
February	53,231	14,469	27.2	49,242	12,806	3,989	1,663	-	7,906
April	53,568	14,940	27.9	49,377	13,253	4,191	1,687	-	7,958
June	53,400	13,037	24.5	49,206	11,503	4,194	1,584	-	8,798
August	55,912	13,651	24.4	51,718	12,054	4,194	1,597	2,417	8,205
October	63,409	12,337	19.5	59,093	10,586	4,316	1,751	2,256	7,997
December	59,321	12,544	21.1	54,905	10,685	4,416	1,859	2,248	7,452
<u>Air Defense Command c/</u>									
February	38,277	17,623	46.0	37,388	16,754	889	869	-	11,286
April	38,112	18,055	47.4	36,907	17,030	1,205	1,025	-	10,594
June	38,239	20,178	52.8	38,585	19,155	1,654	1,023	-	13,187
August	38,187	17,675	46.3	36,534	16,511	1,653	1,164	574	11,950
October	42,784	18,937	44.3	41,140	17,841	1,644	1,096	565	11,367
<u>Air Proving Ground d/</u>									
February	5,286	4,882	92.3	4,822	4,442	464	440	-	2,644
April	5,292	4,853	91.7	4,829	4,411	463	442	-	2,632
June	5,384	5,249	97.5	4,921	4,840	463	409	-	2,561
August	5,553	4,430	79.8	5,090	3,972	463	458	12	2,311
October	5,836	4,319	74.0	5,199	3,701	637	618	12	2,252
December	6,302	4,091	64.9	5,603	3,411	699	680	12	2,258
<u>Air Training Command</u>									
February	140,026	59,483	42.5	136,230	56,368	3,796	3,115	-	15,761
April	139,732	65,124	46.6	135,670	61,429	4,062	3,695	-	13,702
June	139,760	66,675	47.7	135,670	62,924	4,090	3,751	-	19,234
August	162,396	77,564	48.0	158,264	74,202	4,132	3,762	522	20,421
October	160,599	93,535	58.2	156,457	89,758	4,132	3,777	492	20,634
December	159,232	84,850	53.3	155,069	81,046	4,133	3,804	474	22,646
<u>Air University</u>									
February	9,872	5,641	57.1	8,387	3,953	1,485	1,668	-	3,843
April	9,928	5,603	56.4	8,379	3,895	1,549	1,708	-	3,549
June	9,928	5,115	51.5	8,379	3,650	1,549	1,465	-	3,550
August	9,928	5,242	52.8	8,379	3,824	1,549	1,418	5	3,912
October	10,024	5,393	53.8	8,475	3,956	1,549	1,437	30	1,800
December	10,024	5,280	52.7	8,475	3,828	1,549	1,452	25	3,637
<u>Continental Air Command g/</u>									
December	102,211	42,947	42.0	99,062	40,100	3,149	2,847	561	22,954
<u>Headquarters Command, USAF</u>									
February	3,089	3,044	98.5	2,958	2,933	131	111	-	2,108
April	3,105	2,879	92.7	2,973	2,767	132	112	-	2,036
June	3,105	3,188	102.7	2,973	3,076	132	112	-	1,762
August	3,082	3,193	103.6	2,950	3,081	132	112	20	1,728
October	3,082	3,245	105.3	2,950	3,133	132	112	20	1,848
December	3,082	3,656	118.6	2,950	3,544	132	112	20	1,911

Source: Director of Installations, Deputy Chief of Staff, Materiel, USAF, Hq.

TABLE 173.-- STATUS OF MILITARY HOUSING AND OCCUPANCY IN CONTINENTAL US BY COMMAND, BY MONTH:
FEB THROUGH DEC, 1948. Continued

(As of 15th of month figures)

By Command and Month	Total			Troop Housing		Family Housing			Per- sonnel on Commu- tation
	Authorized Normal Capacity	Occupied Reserved	Percent Occu- pied re- served	Authorized Normal Capacity	Occupied Reserved	Auth- orized Normal Capacity	Occupied Reserved	Occupied by Others a/	
<u>Military Air Transport Service g/</u>									
February	18,246	10,111	55.4	17,629	9,471	617	640	-	5,022
April	15,348	12,405	80.8	14,757	11,792	591	613	-	5,321
June	12,835	11,159	86.9	12,268	10,605	567	554	-	5,736
August	12,835	11,831	92.1	12,268	11,245	567	586	4	5,096
October	12,831	11,422	89.0	12,264	10,829	567	593	3	5,147
December	15,820	9,851	62.3	15,067	9,270	753	581	15	4,006
<u>Strategic Air Command</u>									
February	72,474	35,585	49.1	69,668	33,144	2,806	2,441	-	15,549
April	71,075	38,399	54.0	67,704	35,631	3,371	2,768	-	17,783
June	73,649	34,563	46.9	70,182	31,679	3,467	2,884	-	16,753
August	70,925	33,969	47.9	67,294	31,060	3,631	2,909	328	16,664
October	72,971	35,524	48.7	69,390	32,525	3,581	2,999	275	16,227
December	71,209	33,565	47.1	68,106	30,779	3,103	2,786	281	16,262
<u>Tactical Air Command g/</u>									
February	58,203	25,001	42.9	56,974	23,705	1,229	1,296	-	10,742
April	55,249	25,761	46.6	54,019	24,462	1,230	1,299	-	11,618
June	55,643	25,426	45.7	54,413	24,183	1,230	1,243	-	12,255
August	53,859	25,155	46.7	52,690	23,995	1,169	1,160	43	12,509
October	53,538	23,536	44.0	52,364	22,373	1,174	1,163	41	11,068

a/ "Family Housing - Occupied by Others" includes family housing units occupied by civilians.

b/ Includes Air Proving Ground, 15 Jan to 1 Jun 1948.

c/ Included in Continental Air Command, 15 Dec 1948.

d/ Included in Air Materiel Command, 15 Jan to 1 Jun 1948.

e/ ConAC established, 1 Dec 1948.

f/ Military Air Transport Service was established, 1 Jun 1948 (originally ATC).

Personnel on Commutation at Hq. USAF, Washington, D. C. by month, 1948

<u>Officers</u>	1,070	June	1,629	October	1,698
February	1,331	August	1,801	December	1,832

Table 174.-- STATUS OF MILITARY HOUSING AND OCCUPANCY IN PACIFIC AIR COMMAND, BY MONTH: FEB THROUGH DEC, 1948.

(Pacific Air Command report is the only overseas command report available for the entire year, 1948.)
(As of 15th of month figures)

15 th Of Month	Total			Troop Housing		Family Housing			Personnel On Commutation
	Authorized Normal Capacity	Occupied Reserved	Percent Occupied Reserved	Authorized Normal Capacity	Occupied Reserved	Authorized Normal Capacity	Occupied Reserved	Occupied By Others a/	
February	20,750	6,949	33.5	19,178	5,736	1,572	1,213	-	261
April	18,961	6,741	35.5	17,389	5,514	1,572	1,227	-	255
June	18,961	6,140	32.4	17,389	4,925	1,572	1,215	-	275
August	19,814	7,087	35.8	18,196	5,787	1,618	1,300	442	268
October	19,801	7,243	36.6	18,183	5,959	1,618	1,284	259	675
December	19,801	7,185	36.3	18,183	5,914	1,618	1,271	533	522

a/ "Family Housing - Occupied by Others" includes family housing units occupied by civilians.

Source: Director of Installations, Deputy Chief of Staff, Materiel, USAF, Hq.

TABLE 175.-- STORAGE SPACE AT AIR MATERIEL COMMAND DEPOTS IN CONTINENTAL US DURING 1948

Note: In thousands of square feet. Gross space is computed to include total inside dimensions of warehouses and sheds and the total perimeter dimensions of open hardstands. Net space is computed to exclude offices, rest rooms, aisles and shipping and packing areas. Occupied space is space actually occupied for storage purposes.

End of Month	Covered						Open				Igloos and Magazines		Open Ammunition	
	Warehouse			Shed			Hardstands			Unsurfaced Occupied	Total	Occupied	Total	Occupied
	Gross	Net	Occupied	Gross	Net	Occupied	Gross	Net	Occupied					
Total US Air Force														
January	37,090	21,287	16,618	1,119	933	650	19,602	14,175	8,304	3,624	25	22	3	0
February	35,944	20,223	16,445	1,119	933	648	19,142	13,215	8,249	3,203	25	21	3	0
March	35,596	19,951	16,202	1,122	932	595	19,078	13,737	8,362	3,213	25	21	3	0
April	35,405	19,732	15,986	1,122	933	606	18,763	13,493	8,308	3,114	25	21	3	0
May	35,372	19,936	15,999	1,117	932	614	18,902	13,561	8,156	3,143	25	21	3	0
June	35,324	19,685	15,720	1,117	932	635	18,417	13,327	8,200	3,187	25	21	3	0
July	35,391	19,747	15,844	1,117	933	660	18,417	13,329	8,194	3,226	25	20	3	0
August	35,442	19,630	15,887	1,117	931	688	18,224	13,221	8,169	3,044	25	20	3	0
September	35,974	20,300	15,873	1,125	937	696	18,926	13,926	8,234	3,054	25	20	3	0
October	36,077	20,355	15,791	1,125	939	656	18,967	13,950	8,458	3,205	25	20	3	0
November	36,186	20,370	15,820	1,140	953	676	19,105	14,074	8,920	3,358	25	20	3	0
December	36,084	20,262	15,823	1,155	968	658	18,658	13,717	7,847	3,530	27	21	3	0
Control Air Depots														
January	25,432	13,863	11,493	610	540	351	15,786	11,201	7,850	3,551	25	22	3	0
February	25,472	13,700	11,567	610	540	349	15,540	11,035	7,805	3,132	25	21	3	0
March	25,124	13,515	11,531	613	539	299	15,476	10,977	7,931	3,143	25	21	3	0
April	24,933	13,311	11,415	613	540	280	15,161	10,733	7,878	3,062	25	21	3	0
May	24,900	13,331	11,498	613	543	291	15,300	10,809	7,714	3,111	25	21	3	0
June	24,850	13,252	11,411	613	543	303	14,815	10,575	7,762	3,164	25	21	3	0
July	24,896	13,309	11,565	613	544	307	14,815	10,577	7,897	3,205	25	20	3	0
August	24,947	13,391	11,636	613	542	332	14,622	10,469	7,908	3,025	25	20	3	0
September	25,479	13,893	11,664	621	548	433	15,324	11,171	8,074	3,035	25	20	3	0
October	25,582	13,947	11,723	621	550	346	15,365	11,195	8,298	3,186	25	20	3	0
November	25,684	13,957	11,732	636	564	366	15,503	11,319	8,760	3,223	25	20	3	0
December	25,574	13,882	11,751	651	579	372	15,056	10,962	7,685	3,495	27	21	3	0
Specialized Depots														
January	11,658	7,424	5,125	509	393	299	3,816	2,974	454	73	0	0	0	0
February	10,472	6,523	4,878	509	393	299	3,602	2,780	444	71	0	0	0	0
March	10,472	6,436	4,671	509	393	296	3,602	2,760	431	70	0	0	0	0
April	10,472	6,421	4,571	509	393	326	3,602	2,760	430	52	0	0	0	0
May	10,472	6,605	4,501	504	389	323	3,602	2,752	442	32	0	0	0	0
June	10,474	6,433	4,309	504	389	332	3,602	2,752	438	23	0	0	0	0
July	10,495	6,438	4,279	504	389	353	3,602	2,752	297	21	0	0	0	0
August	10,495	6,439	4,251	504	389	356	3,602	2,752	261	19	0	0	0	0
September	10,495	6,407	4,209	504	389	263	3,602	2,755	160	19	0	0	0	0
October	10,495	6,408	4,068	504	389	310	3,602	2,755	160	19	0	0	0	0
November	10,502	6,413	4,088	504	389	310	3,602	2,755	160	35	0	0	0	0
December	10,510	6,380	4,072	504	389	286	3,602	2,755	162	35	0	0	0	0

Source: Air Installations Division, LCS/K

TABLE 176.-- MAINTENANCE OF INSTALLATIONS WITHIN CONTINENTAL US: COST OF MANAGEMENT AND PRESERVATION OF REAL PROPERTY AND THE PROVISION OF UTILITIES SERVICES : F.Y. 1948


Note:-- Does not include expenses at installations and facilities occupied exclusively by Air Reserve and/or Air National Guard units, at installations designated as standby industrial plants under the Industrial Mobilization Program and designated research and development installations. Also excluded are the cost of postage and administrative office supplies and equipment.

Functions	Unit of Measure	Number of Units	Total Cost	Unit Cost
Total			\$89,653,121	-
<u>MAINTENANCE AND REPAIR OF REAL PROPERTY</u>			<u>24,366,097</u>	-
Buildings and Structures	Sq. feet	261,941,046	14,169,089	.0540
Kitchen Equipment	-	-	582,708	-
Custodial Service	-	-	1,725,563	-
Grounds-Improved	Acres	169,800	2,377,804	14.34
Other Post Areas	Acres	6,905,848	103,430	.0149
Storm Sewers	Lin. feet	7,945,345	97,136	.0122
Off Post Facilities	-	-	887,396	-
Roads, Parking Areas and Walks	Sq. yards	83,475,141	939,289	.0112
Pavements	Sq. yards	123,551,483	2,067,471	.0167
Railroads	Lin. feet	2,526,339	1,416,211	.5605
<u>UTILITIES SERVICES (Operation and Supply)</u>			<u>21,729,766</u>	-
<u>Purchased Utilities:</u>			<u>8,570,941</u>	-
Water	M. gals	4,967,639	539,941	.1086
Sewage	-	-	38,448	-
Electricity	K W H	539,892,327	5,730,429	.0106
Gas	Therms	93,658,277	2,191,641	.0234
Steam	M. Lbs	46,028	44,579	.9685
Refuse Disposal	-	-	25,903	-
Electrical Systems	-	-	538,771	-
Gas Systems	Lin. feet	3,515,550	46,215	.0131
Storage Systems	-	-	221,289	-
Heating System	Tons of Fuel Handled	1,137,614	7,024,874	6.17
Refrigeration	H P C	58,507	1,234,123	21.09
Fuel Storage	-	-	530,492	-
<u>Water System</u>			<u>1,059,891</u>	-
Mains	Lin. feet	13,502,364	-	-
Pumping Stations	M. Gals	16,811,668	-	-
Filtering Plants	M. Gals	1,518,632	-	-
Sewage System	-	-	763,237	-
Refuse Collection and Disposal	-	-	1,739,933	-
<u>FUEL FOR UTILITIES-(Space Heating and Cooking)</u>			<u>6,525,744</u>	-
Coal Issued	Tons	694,234	4,997,849	7.20
Fuel Oil Issued	M. Gals	17,925	1,503,544	83.88
Other Fuel Issued	-	-	24,381	-
FIRE PROTECTION	-	-	11,655,537	-
REPAIR MACHINE TOOLS	-	-	2,330,603	-
ALTERATIONS AND MODIFICATIONS	-	-	6,603,693	-
MANAGEMENT AND ENGINEERING	-	-	5,133,803	-
OVERHEAD, SHOP	-	-	2,352,431	-
ANNUAL AND SICK LEAVE	-	-	6,210,466	-
MISCELLANEOUS	-	-	2,744,948	-

Source: Directorate of Installations, DCS/M

PART X

**AIR TRANSPORT COMMAND
MILITARY AIR TRANSPORT
SERVICE**



USAF INDUSTRIAL RESERVE

Based upon productive capacity studies of World War II Government-owned Industrial facilities, the Air Force retained title to certain War Department financed plants including the industrial equipment and later acquired title from Reconstruction Finance Corporation to certain additional plants with productive equipment under Public Law 364 (80th Congress), which was enacted to provide, among other things, adequate Military Establishment plant and industrial equipment reserves. In accordance with other provisions of Public Law 364, the Air Force requested the Munitions Board to place restrictive disposal provisions, known as the National Security Clause, on selected plants. The Air Force, in cooperation with the other Departments and the Munitions Board, sponsored legislation which was enacted by the 80th Congress (Public Law 883) to provide for a secondary reserve of industrial plants and equipment to be known as the National Industrial Reserve.

Table No. 177 herein indicates active, reserve and inactive industrial installations for which the Department of the Air Force holds title and is responsible for maintenance, disposition and administration thereof. (Air Force portion of the Military Establishment Plant Reserve).

Table No. 178 is the list of plants for which the Department of the Air Force has recommended to the Munitions Board that any disposition be subject to the terms of the National Security Clause. (Air Force portion of the National Industrial Plant Reserve).

Table No. 179 indicates the number of USAF sponsored plants in the National Industrial Plant Reserve by industrial designed use, and present disposal status category.

Public Law 883 (80th Congress) further authorized the Secretary of Defense to direct Federal Works Agency to take custody of selected surplus machine tools and other productive equipment. This equipment is selected from surplus inventories under the direction of the Munitions Board and held in the "National Industrial Equipment Reserve".

Shortly after V-J Day plans were developed to retain in reserve selected government-owned machine tools and other industrial equipment in the interest of National Defense. The Air Force was authorized to maintain a reserve of 52,860 items of machine tools and other productive equipment plus appropriate quantities of metal cutting tools and abrasive wheels. About 10,000 machine tools of this reserve are items retained or withdrawn from surplus. Since the disposal agencies had no adequate inventories of surplus the Services subsequently developed a program to locate and acquire essential Plancor items. Under authority of Public Law 364.

Table No. 180 on page 254 indicates the status of the USAF Industrial Equipment Reserve of machine tools and productive equipment as of 31 December 1948.

In addition, approximately \$47,000,000 of Government-owned surplus metal cutting tools and abrasive wheels have been acquired under Public Law 364 (80th Congress). These items have been received at two Navy storage points (Clearfield, Utah and Mechanicsburg, Penna). Under the program, Navy (with certain financial assistance of the Army and Air Force) is inventorying the cutting tools: Quantities of cutting tools for which there is a reasonable foreseeable need for the Air Force will be allocated to the Air Force and either held in storage by the Navy or moved to AF storage locations, under the program as presently proposed.

TABLE 177.-- STATUS OF USAF INDUSTRIAL INSTALLATIONS ACTIVE, RESERVE AND INACTIVE PLANTS: AS OF 31 DEC 1948

Plant and Location	Occupant	Present Use	Floor Area (000 sq ft)	Acquisition Cost
Total			37,385	\$420,572,000
Active Plants owned by USAF			17,580	208,004,000
Active Plants Leased to AF Contractor by WAA			1,630	11,255,000
Active Plants Leased to AF Contractor by RFC			275	2,005,000
Reserve Plants owned by USAF			12,200	149,847,000
Inactive Plants owned by USAF			5,700	49,461,000
Active Plants owned by USAF a/			17,580	208,004,000
Air Force Plant Number 4, Fort Worth, Texas	Consolidated- Vultee	B-36	4,100	52,484,000
Air Force Plant Number 9, Inglewood, California	North American	F-82 F-86	1,100	6,287,000
Air Force Plant Number 10, Hawthorne, California	Northrup	B-35 B-49	400	4,164,000
Air Force Plant Number 11, Hagerstown, Maryland	Fairchild	C-82 C-119	700	9,250,000
Air Force Plant Number 12, Farmingdale, L.I., N.Y.	Republic Aviation	F-84	1,300	11,132,000
Air Force Plant Number 13, Wichita, Kansas	Boeing	B-47 B-50	2,900	19,637,000
Air Force Plant Number 14, Burbank, California	Lockheed	F-80	1,500	7,975,000
Air Force Plant Number 15, Long Beach, California	North American	B-45	1,500	7,500,000
Air Force Plant Number 16, Downey, California	North American	T-28 AJ-Navy	600	2,423,000
Air Force Plant Number 17, Seattle, Washington	Boeing	B-50 C-97	400	12,200,000
Air Force Plant Number 26, Indianapolis, Ind.	GMC Allison	J-33-35 Engines	1,600	42,874,000
Air Force Plant Number 27, Toledo, Ohio	Packard	Jet Engine R & D	400	5,930,000
Air Force Plant Number 28, Everett, Mass.	General Electric	Jet Engine Supercharger	400	8,761,000
Air Force Plant Number 29, West Lynn, Mass	General Electric	Jet Engine Supercharger	200	5,461,000
Air Force Plant Number 30, Indianapolis, Ind.	GMC Allison	Eng. Flight Test	60	702,000
Air Force Plant Number 31, Willow Run, Michigan	Smith Hinchman & Grille	Ice Research	50	835,000
Air Force Plant Number 32, Williamsport, Penna.	AVCO Mfg. Co.	Eng. & R & D	30	984,000
Air Force Plant Number 33, Woodridge, N. J.	Wright Aeronautical	Jet Eng. R & D	100	2,866,000
Air Force Plant Number 34, Pasadena, California	Cal. Inst. of Technology	Guided Missiles, R&D	90	3,473,000
Air Force Plant Number 35, Washington Park, Ill.	Emerson Electric	Fire Con- trol System	150	2,846,000

TABLE 177. — STATUS OF USAF INDUSTRIAL FACILITIES: ACTIVE, RESERVE AND INACTIVE PLANTS: AS OF 31 DEC 1948
 Continued

Plant and Location	Occupant	Present Use	Floor Area (000 sq ft)	Acquisition Cost
<u>Active Plants Leased to AF Contractors by</u>				
<u>WAA a/</u>			<u>1,630</u>	<u>\$11,255,000</u>
Plancor 183 Burbank, California	Menasco Mfg. Co.	Landing Gear B-50	100	3,300,000
Plancor 821 Johnson City, N.Y.	General Electric	Fire Con- trol System	570	5,000,000
Plancor 220 Milwaukee, Wisc	GMC, A.C. Spark Plug Div.	AP/A59 Computer	560	1,009,000
Plancor 993 Chula Vista, California	Rohr Aircraft Corporation	Aircraft Components	400	1,946,000
<u>Active Plants Leased to AF Contractors by</u>				
<u>RFC a/</u> (To be declared excess at ex- piration of present lease).			<u>275</u>	<u>2,005,000</u>
Boeing Aircraft - Plancor 1577 Seattle, Washington (lease expires October 1953)	Boeing Aircraft Corp	Office Space	75	895,000
General Electric, Plancor 788 Syracuse, New York (lease expires September 1949).	General Electric	Ground Radar	200	1,110,000
<u>Reserve Plants - Owned by USAF b/</u>				
			<u>12,200</u>	<u>149,847,000</u>
Air Force Plant Number 1 Omaha, Nebraska	SAC, AMC	Reserve Tool Storage	1,900	18,600,000
Air Force Plant Number 2 Kansas City, Kansas	General Motors Corporation	Leased for Auto. Assy.	1,700	18,047,000
Air Force Plant Number 5 Oklahoma City, Oklahoma	AMC	Depot Operations	2,300	27,400,000
Air Force Plant Number 6 Marietta, Georgia	AMC	Reserve Tool Storage	4,000	45,200,000
Air Force Plant Number 8 Orchard Place, Chicago, Ill.	AMC	Depot Operations	2,300	40,600,000
<u>Inactive Plants - Owned by USAF c/</u>				
(To be retained in Industrial Reserve Program)			<u>5,700</u>	<u>49,461,000</u>
Air Force Plant Number 3 Tulsa, Oklahoma	-	Outleased	2,100	26,000,000
Air Force Plant Number 7 Cleveland, Ohio	-	Outleased	2,600	15,868,000
Air Force Plant Number 36 Lockland, Ohio	None	Temporarily Idle	1,000	7,593,000

a/ Indicates a USAF industrial installation so designated in USAF orders.

b/ Indicates a USAF industrial installation utilized for purposes other than the manufacture or research and development of material for the Air Force.

c/ Indicates a USAF industrial installation which is closed in so far as Air Force activity is concerned and which has been designated as Inactive in USAF orders.

Source: Industrial Planning Division DC S/M

TABLE 178.-- INDUSTRIAL PLANTS RECAPTURABLE FOR MILITARY PRODUCTION UNDER THE NATIONAL SECURITY CLAUSE:
AS OF 31 DEC 1948

(1) Air Force Sponsored End Product and Component Plants <u>a/</u>			
Plant and Location	Designed Use	Disposition	Floor Space (Millions of sq. ft.)
Air Reduction Sales Co., Inc. Gloucester, New Jersey, MOBS 258	Oxygen	None - Interim Lease to Air Reduction Sales Company	0.01
Aviation Corporation, Detroit, Michigan, Plancor 76	Acft. Engine Parts	Sold to Federal Motor Truck Company	.09
Boeing Aircraft Co., Renton, Washington, Plancor 156	Airframes	Leased - Multiple Tenancy	1.9
Chevrolet Div., GMC, Tonawanda, New York, Plancor 155, Plant #1	Aircraft Engine	Sold to Playboy Corporation for automobile manufacture	.7
Chrysler Corporation, Chicago, Ill., Plancor 792	Aircraft Engine	Leased to Tucker Motor Car Co. with option to purchase, clause to be applied upon expira- tion of existing lease.	6.8
Continental Aviation and Engr. Co. Muskegon, Michigan, Plancor 166	Aircraft Engines	Part leased to Continental Aviation & Engr. Co. for Army Ordnance Tank Engines (200,000 sq. ft.)	1.2
Curtiss Wright Corporation, Plancor 746, Kenmore, N.Y.	Airframes	None	.34
Emerson Electric Mfg. Plancor 161, St. Louis, Mo.	Turrets & Fire Con-System	Leased to Emerson Co., with option to pur- chase, clause to be applied upon expiration of existing lease.	.81
Farm Crops Processing Co., Omaha, Nebr., Plancor 1608 (H-Nobs-5).	Grain Alcohol	Transferred to Department of Agriculture (Public Law 890-80th Congress)	.11
Ford Motor Company, Plancor 151, Willow Run, Michigan	Airframes	Leased to Kaiser-Frazer with option to pur- chase, clause to be applied upon expiration of present lease.	3.5
Grain processing Corporation Muscatine, Iowa, Plancor 1684	Industrial Alcohol	Transferred to Department of Agriculture (Public Law 890 - 80th Congress)	0.08
Jacobs Aircraft Company, Plancor 164, Pottstown, Penna.	Aircraft Engines	Leased to Firestone Tire and Rubber Company with option to purchase, clause applied at expiration of present lease.	1.0
Menasco Mfg. Company, Burbank, California, Plancor 183	Landing Gear	Leased to Menasco Mfg. Company	0.1
Modification Center #14, Birmingham, Ala., Plancor 1548	Airframes	Sold to City of Birmingham	1.2
Mohawk Petroleum Corporation, Bakersfield, California, Plancor 1041	Aviation Gasoline	Part leased to Standard Oil Company of Calif. No option. N.S.C. to be applied upon expira- tion of existing lease	(capacity not based on sq. ft.)
National Distillers Products Co., Kansas City, Mo., Plancor 1642	Alcohol	Transferred to the Department of Agriculture (Public Law 890 - 80th Congress)	0.1
Remington Rand, Johnson City, New York, Plancor 821	Fire Control Systems	Leased to General Electric	-
Sealed Power Corporation, Muskegon, Michigan, Plancor 871, 871A	Piston Rings	Sold to Sealed Power Corporation	0.1
Smith, A. O., Corporation, Milwaukee, Wisc., Plancor 220	APA 59 Computer	Leased to A. C. Spark Plug Division, General Motors Corporation	-
Solar Aircraft Corporation, Des Moines, Iowa, Plancor 957	Exhaust Manifolds	Sold to Solar Aircraft Corporation	0.3
Studebaker Corporation, South Bend Indiana, Plancor 40	Aircraft Engines	Sold to Studebaker for Auto Manufacture	1.6
Sundstrand Machine Tool Company, Rockford, Ill., Plancor 1589	H.d. pumps & transmissions	Sold to Sundstrand Machine Tool Co.	0.1

TABLE 178.-- INDUSTRIAL PLANTS RECAPTURABLE FOR MILITARY PRODUCTION UNDER THE NATIONAL SECURITY CLAUSE:
AS OF 31 DEC 1948 Continued

(1) Air Force Sponsored End Product and Component Plants a/ (continued)

Plant and Location	Designed Use	Disposition	Floor Space (Millions of sq. ft.)
Studebaker Corporation, Chicago, Ill., Plancor 40	Aircraft Engines	Sold to National Tea Company	0.85
Timken Roller Bearing Company Columbus, Ohio, Plancor 920	Tapered roller Bearings	Sold to Timken Roller Bearing Company	0.2
Waco Aircraft Company, Troy, Ohio Plancor 398	Airframes	Leased to B.F. Goodrich with option to purchase, clause to be applied upon expiration of present lease	0.17
Willamette Valley Wood Chemical Co., Eugene, Ore., Plancor 2179	Alcohol	None	-
Wright Aeronautical Corporation, Lockland, Ohio, Plancor 10	Aircraft Engines	Sold to Electric Auto-Lite for auto part manufacture	4.6
Wright Aeronautical Corp., Paterson, N. J., Plancor 11, (South Portion)	Aircraft Engines	Sold to Dumont Laboratories, Inc.	0.6

(2) Air Force Sponsored Basic and Semi-fabricated Material Plants b/

Plant and Location	Designed Use	Disposition
Aluminum Company of America, Baton Rouge, La., Plancor 226A0	Alumina	Aluminum Plant only leased to Permanente Metals Corp with modified clause.
Aluminum Company of America, Burlington, N. J., Plancor 226-A3	Aluminum	None
Aluminum Company of America, Hurricane Creek, Ark., Plancor 226-X	Alumina	Leased to Reynolds Metals with Modified Clause
Aluminum Company of America, Jones Mills, Ark., Plancor 226-K & Ks	Aluminum	Leased to Reynolds Metals with Modified Clause
Aluminum Company of America Newark (Heath), Ohio, Plancor 936	Blooms, Rods & Bars	Leased to Permanente Metals Corp. (Modified Clause)
Aluminum Company of America Massena, N. Y., Plancor 226-NY	Aluminum	Sold to Aluminum Company of America
Aluminum Company of America Phoenix, Arizona, Plancor 773-2	Aluminum Fabrication	Leased to Reynolds Metals with option to purchase; clause to be applied upon expiration of present lease.
Aluminum Company of America River Bank, Calif. Plancor 226-A-4	Aluminum	Transferred to F.W.A. 31 October 1948
Aluminum Company of America Spokane, Washington, Plancor 226-S	Aluminum	Leased to Permanente Metals Corp. with Modified Clause.
Aluminum Company of America Troutdale Ore., Plancor 226-O	Aluminum	Leased to Reynolds Metals with Modified Clause.
Aluminum Forgings, Inc., Erie, Penn., Plancor 1395	Aluminum Forgings	Transferred to F. W. A. 1 January 1949
Amco Magnesium Corporation Wingdale, New York, Plancor 546	Magnesium	(Portion sold to D. H. Litter, Inc., subject to National Security Clause). Remainder transferred to F.W.A. 31 October 1948.
Atlantic Steel Castings Company Crum Lynn, Penn., Plancor 573	Steel Castings	None (Under interim lease to Zimara Enterprise)
Bohn Aluminum & Brass Corporation Adrian, Michigan, Plancor 324	Extruded Alumi- Aluminum Alloys	Leased to Kaiser-Frazer

TABLE 178.-- INDUSTRIAL PLANTS RECAPTURABLE FOR MILITARY PRODUCTION UNDER THE NATIONAL SECURITY CLAUSE:
AS OF 31 DEC 1948 Continued

(2) Air Force Sponsored Basic and Semi-fabricated Material Plants ^{b/} (continued)		
Plant and Location	Designed Use	Disposition
Bohn Aluminum & Brass Corporation Torrance, California, Plancor 326 . . .	Extruded Aluminum Alloys	Sold to Harvey Machine Company.
Canton Drop Forge Company Canton, Ohio, Plancor 278	Drop Hammer Capacity for Steel Forgings	Leased to Canton Drop Forgings, Inc., with option to purchase; clause to be applied upon expiration of present lease.
Champion Machine and Forgings Cleveland, Ohio, Plancor 145	Drop Hammer Capacity for Steel Forgings	None (Under interim lease to Cleveland Pneumatic Tool Company).
Diamond Magnesium Company Painesville, Ohio, Plancor 244.	Magnesium	None, transferred to P.B.A. 1 November 1948
Dow Chemical Company Freeport, Texas, Plancor 81, Part	Magnesium	Part under interim lease to Dow Chemical. Transferred to F.W.A. 1 November 1948.
Dow Magnesium Company Velasco, Texas, Plancor 243	Magnesium	Transferred to F.W.A. 1 November 1948. Part sold to Dow Chemical Company.
Electro-Metallurgical Company Spokane, Washington, Plancor 571	Magnesium	Leased to Chromium Mining and Smelting Corporation for Pond Oreille Mines and Metals Company with option.
Extruded Metals, Inc. Grand Rapids, Michigan, Plancor 2380	Aluminum Forgings	Leased to Reynolds Metals Co. with option to renew; clause to be applied upon expiration of present lease. (5 years) New lease with clause now under consideration.
GMC, Chevrolet Division, Saginaw, Michigan, Plancor 446	Aluminum Forgings	Leased to GMC with option to purchase; clause to be applied upon expiration of present lease. (October 1952)
Kropp Forge Company, Cicero, Ill., Plancor 1293	Drop Hammer Capacity for Steel Forgings	Sold to Kropp Forge Company.
Ladish Drop Forge Company, Cudahy, Wisc., Plancor 280	Drop Hammer Capacity for Steel Forgings	Sold to Ladish Drop Forge Company.
Magnesium Reduction Company Lucky, Ohio, Plancor 669	Magnesium	Transferred to F.W.A. 1 November 1948.
New England Lime Company Canaan, Conn., Plancor 547	Magnesium	Leased to New England Lime Company, with option to lease. Transferred to F.W.A. 31 October 1948.
Permanente Metals Corp., Manteca, California, Plancor 707	Magnesium	Transferred to F.W.A. 31 October 1948.
Revere Copper and Brass Baltimore, Maryland, Plancor 1778	Aluminum and magnesium extrusions	None
Wilshire Oil Company Norwalk, Calif., Plancor 912	Storage tanks only	None, To be leased by Corps of Engineers for Air Installations.
Wyman Gordon Products Corp., Harvey, Ill., Plancor 89	Steel Forgings (drop hammer capacity)	Sold to Wyman Gordon Products Corporation.
Wyman Gordon Products Corporation N. Grafton, Mass., Plancor 2304	Magnesium & Aluminum forgings, drop hammer capacity	Leased by Wyman Gordon Products Corporation.

^{a/} Indicates the Group of end product or component plants for which the Department of the Air Force requested the provisions of the National Security Clause be applied.

^{b/} Indicates the Group of basic and semi-fabricated material plants for which the Department of the Air Force requested the provisions of the National Security Clause be applied. Floor space not applicable.

Source: Industrial Planning Division DCS/M

TABLE 179.-- NUMBER OF USAF-SPONSORED PLANTS IN THE NATIONAL INDUSTRIAL PLANT RESERVE, BY DISPOSAL STATUS CATEGORIES-31 DEC 1948

Note:-- Cost in thousands of dollars. Cost of facilities in the National Industrial Plant Reserve represents the original acquisition cost of the facilities to the Government less the acquisition cost of those parts of the facilities not included in the reserve.

Industry Category	Total		Sold		Leased		Transferred to Other Federal Agencies ^{a/}		Inventory of War Assets Administration		Held by Federal Works Agency Under PL - 833		Non - Surplus In Government Use	
	No.	Cost	No.	Cost	No.	Cost	No.	Cost	No.	Cost	No.	Cost	No.	Cost
<u>Total</u>	<u>61</u>	<u>\$677,475</u>	<u>18</u>	<u>\$259,598</u>	<u>21</u>	<u>\$264,821</u>	<u>3</u>	<u>\$12,885</u>	<u>10</u>	<u>\$46,450</u>	<u>8</u>	<u>\$89,663</u>	<u>1</u>	<u>\$4,058</u>
Aircraft	20	335,800	10	221,356	7	93,639	-	-	3	20,805	-	-	-	-
Chemicals	5	14,182	-	-	-	-	3	12,885	2	1,297	-	-	-	-
Petroleum Products	2	11,939	-	-	1	4,319	-	-	1	7,620	-	-	-	-
Iron and Steel	6	14,987	3	11,974	1	1,489	-	-	2	1,524	-	-	-	-
Machinery and Equipment	2	1,644	2	1,644	-	-	-	-	-	-	-	-	-	-
Motorized Vehicles	1	23,025	-	-	1	23,025	-	-	-	-	-	-	-	-
Non-Ferrous Metals	24	268,936	3	24,624	10	135,387	-	-	2	15,204	8	89,663	1	4,058
Miscellaneous Manufacturing	1	6,962	-	-	1	6,962	-	-	-	-	-	-	-	-

^{a/} Transfers to Federal Agencies other than Military Departments, exclusive of transfers under Public Law 883, 80th Congress.

Source: Director of Procurement and Industrial Planning - Industrial Planning Division.

TABLE 180.-- USAF INDUSTRIAL EQUIPMENT RESERVE OF

Industry Category	Total Number Authorized a/	Number of Tools Received at Storage (1)			Estimated Value of Tools In Storage
		Total	Marietta Georgia	Omaha Nebraska	
<u>Total</u>	<u>52,860</u>	<u>40,981</u>	<u>23,301</u>	<u>17,680</u>	<u>\$ 234,685,000</u>
Machine Tools (General Purpose and Special)	41,000	31,442	19,722	11,720	220,000,000
Related Productive Equipment	6,860	7,689	2,839	4,850	14,500,000
Electric Motors	5,000	1,850	740	1,110	185,000

(1) No. of Machine Tools and Secondary Metal Forming and Cutting Machines In Storage, by Type (Four-digits of the Standard Commodity Code)

Code	Description	Number of Tools In Storage
	<u>Total</u>	<u>31,442</u>
34-11	Boring Machines	1,196
34-12	Broaching Machines	90
34-13	Drilling Machines	3,503
34-14	Gear Cutting and Finishing	2,117
34-15	Grinding Machines	8,173
34-16	Lathes	5,550
34-17	Milling Machines	4,008
34-18	Planers	14
34-19	Miscellaneous Machine Tools	2,678
34-41	Bending Machines	412
34-42	Hydraulic Presses	315
34-43	Mechanical Presses	172
34-45	Shearing and Punching Machines	300
34-46	Forging Machines	196
34-48	Riveters	338
34-49	Miscellaneous	205
34-51	Welders Electric	2,175

a/ In addition to the Machine Tools and Productive Equipment AMC has set up a program to acquire from surplus 106,560 items of hand tools and measuring equipment; Of this number 5,411 have been received at storage; 3,333 at Marietta, Georgia and 2,078 at Omaha, Nebraska respectively.

Source: Director of Procurement and Industrial Planning - Industrial Planning Division.

MACHINE TOOLS AND PRODUCTIVE EQUIPMENT-31 DEC 1948

Storage Space Occupied (sq. ft)	Number of Tools Processed for Extended Storage	Number of Jarmat Items In Use			Estimated Replacement Value of Reserve Items In Use (2)	Industry Category
		Total	Shipped in Place or Direct from NAA to Contractor	Shipped from Storage to Contractor		
<u>3,797,200</u>	<u>10,733</u>	<u>2,399</u>	<u>1,086</u>	<u>1,313</u>	<u>\$8,793,400 b/</u>	<u>Total</u>
3,144,200	10,733	1,428	456	972	6,600,000	Machine Tools (General Purpose and Special)
616,000	-	971	630	341	2,193,400	Related Productive Equipment
37,000	-	-	-	-	-	Electric Motors


(2) No. of surplus and/or Reserve Machine Tools and Related Productive Equipment Provided Contractors, and Estimated Value, as of 31 December 1948

Contractor	No. of Items	Estimated Value
<u>Total</u>	<u>2,399</u>	<u>\$8,793,400</u>
A.C. Spark Plug Division, Milwaukee, Wisconsin	71	413,600
Aerojet Engineering Corporation, Azusa, California	80	340,200
Aero Research Division, Ypsilanti, Michigan	2	12,500
Bendix Products Division, South Bend, Indiana	192	1,118,600
Boeing Airplane Company, Wichita, Kansas	542	2,219,400
Boeing Airplane Company, Seattle, Washington	11	76,900
Canton Drop Forge, Canton, Ohio	23	117,700
Cleveland Pneumatic Tool Company, Cleveland, Ohio	3	20,900
Eaton Manufacturing Company, Battle Creek	13	95,400
Emerson Electric Manufacturing Company, Washington Park, Illinois	32	194,100
Farrand Optical Company, New York, New York	5	20,400
General Electric, Fort Wayne, Indiana	53	369,900
General Electric, Lockland, Ohio	442	727,400
General Electric, Burlington, Vermont	52	280,100
General Electric, West Lynn, Massachusetts	15	123,300
General Electric, (JC-1), West Lynn, Massachusetts	26	152,500
General Electric, Everett, Massachusetts	110	275,100
Heintz Manufacturing Company, Philadelphia, Pennsylvania	12	79,500
I.T.E. Circuit Breaker Company, Philadelphia, Pennsylvania	6	35,800
Iron Fireman Manufacturing Company, Portland, Oregon	22	234,400
North American Aviation (MX-770) Downey, California	11	68,800
North American Aviation (NAD) Downey, California	579	1,367,500
Ranger Aircraft Engineering Division, Fairchild Corp. Farmingdale, N.Y.	41	167,500
A. O. Smith Corporation, Milwaukee, Wisconsin	13	42,200
Solar Aircraft Company, Des Moines, Iowa	29	165,500
Steel Products Engineering Company, Springfield, Ohio	2	13,200
Thompson Products Inc., Cleveland, Ohio	12	61,000

b/ Dollar value represents estimated replacement cost of equivalent new machines at current prices, less rehabilitation cost of the reserve tools provided. Rehabilitation costs are assumed to be 20% of replacement cost of similar machines and include the cost of repairs and minor attachments and accessories for the tools.

PART X

**AIR TRANSPORT COMMAND
MILITARY AIR TRANSPORT
SERVICE**



AIR TRANSPORT COMMAND - MILITARY AIR TRANSPORT SERVICE

On 4 February 1948 the Secretary of Defense announced an outline plan for the consolidation of the Air Transport Service of the Air Transport Command and the Naval Air Transport Service - the combined transport service to be known as Military Air Transport Service (MATS), established under the United States Air Force.

Effective 1 June 1948, the organization of Military Air Transport Service (MATS) was completed.

Military Air Transport Service maintains and operates substantially all scheduled air transport required by the Armed Forces and the National Military Establishment, as well as a large proportion of the non-scheduled air transport.

Military Air Transport Service is responsible for providing global Air Force communications, weather, air rescue and flight services and provides the primary facilities required in performing its assigned mission.

Military Air Transport Service is also responsible for maintaining the necessary liaison with the civil air transport industry in order to provide for interchange of information concerning air transport and in order to insure the necessary planning for the utilization of commercial air transportation facilities in the event of a national emergency.

The Navy retains responsibility for operation of air transport essential to naval operations, such as air transport necessary for essential internal administration and air transport over routes of sole interest to the Naval Forces, where the requirements cannot be met by the facilities of MATS. Similarly, the Air Force maintains, independently of MATS, such miscellaneous air transport as may be organic to its service, but does not operate any regularly scheduled trunk line service.

Statistical presentation of the Military Air Transport Service, in this publication, covers number of ground control approach operations and number of instrument landing system operations performed by airways and air communications service units, by geographical area, during 1948 and facilities maintained by airways and air communications service units by geographical area, monthly, 1948; the average number of forecasting and observing operations by MATS air weather service; number of flight service operations and the number of actual and false alerts and number of completed missions of MATS air rescue service operations each month during 1948. Other statistical data for MATS are presented in appropriate sections herein.

Tables 181 and 182 on pages 258 and 259 summarize domestic and international transport operations and medical air evacuation operations of Air Transport Command January through May 1948 and the operations of Military Air Transport Service June through December 1948.

TABLE 181.-- TRANSPORT OPERATIONS, AIR TRANSPORT COMMAND, JAN THROUGH MAY 1948 AND MILITARY AIR TRANSPORT SERVICE, JUN THROUGH DEC 1948

Note:-- Jan - May represents effort of ATC only; Jun - Dec includes both ATC and NATS after consolidation as Military Air Transport Service.

Month	Domestic and International Transport Operations			
	Ton Miles Flown	Passenger Miles Flown	Plane Miles Flown	Transport Hours Flown
Total	154,189,058	551,981,169	40,904,863	228,439
<u>Air Transport Command</u>				
January	10,209,930	37,642,298	2,886,219	16,320
February	11,645,305	35,581,196	3,123,058	17,408
March	13,729,612	41,470,250	3,639,169	19,282
April	14,398,020	41,566,885	3,795,402	21,321
May	14,187,562	44,922,948	3,599,212	21,426
<u>Military Air Transport Service</u>				
June	19,396,604	75,276,505	4,761,958	25,821
July	17,226,388	68,577,353	4,206,754	24,923
August	11,645,949	50,341,668	3,054,528	18,014
September	11,910,266	49,411,090	3,350,735	19,360
October	11,233,231	44,868,495	3,240,553	18,346
November	9,293,435	33,810,045	2,600,837	13,720
December	9,312,756	28,512,436	2,646,438	12,498

Month	Domestic Transport Operations				International Transport Operations			
	Ton Miles Flown	Passenger Miles Flown	Plane Miles Flown	Transport Hours Flown	Ton Miles Flown	Passenger Miles Flown	Plane Miles Flown	Transport Hours Flown
Total	<u>36,259,378</u>	<u>84,794,024</u>	<u>12,200,893</u>	<u>76,171</u>	<u>117,929,680</u>	<u>467,187,145</u>	<u>28,703,970</u>	<u>152,268</u>
<u>Air Transport Command</u>								
January	3,030,474	6,313,118	949,758	5,698	7,179,456	31,329,180	1,936,461	10,622
February	3,102,024	6,120,838	923,031	5,524	8,543,281	29,460,358	2,200,027	11,884
March	4,320,248	8,886,447	1,226,923	6,970	9,409,364	32,583,803	2,412,246	12,312
April	4,708,938	7,565,951	1,274,944	7,684	9,669,082	34,000,934	2,520,458	13,637
May	4,391,443	8,638,475	1,190,980	7,208	5,796,119	36,284,473	2,408,232	14,218
<u>Military Air Transport Service</u>								
June	6,201,869	16,876,680	1,653,852	9,625	13,194,735	58,399,825	3,108,106	16,196
July	4,055,740	15,332,764	1,047,850	7,973	13,170,648	53,244,589	3,158,904	16,950
August	938,653	3,181,056	460,563	3,971	10,707,296	47,160,612	2,593,965	14,043
September	1,244,051	2,466,357	764,446	5,238	10,666,215	46,944,723	2,586,289	14,122
October	1,471,685	2,951,101	965,310	5,902	9,761,546	41,917,394	2,275,243	12,444
November	1,391,459	2,706,810	800,627	5,158	7,901,976	31,103,235	1,800,210	8,562
December	1,402,794	3,754,417	942,609	5,220	7,909,962	24,758,019	1,703,829	7,278

Source: Military Air Transport Service

TABLE 182.-- MEDICAL AIR EVACUATIONS, AIR TRANSPORT COMMAND, JAN THROUGH MAY 1948 AND MILITARY AIR TRANSPORT SERVICE, JUN THROUGH DEC 1948

Note:-- Jan-May represents effort of ATC only; Jun-Dec includes both ATC and HATS after consolidation as Military Air Transport Service.

Year and Month	Number of Patients Evacuated			Number of Patient Miles Flown			Average Miles per Patient		
	Total	Domestic	Foreign	Total	Domestic	Foreign	Total	Domestic	Foreign
Total . . .	29,982	21,068	8,914	44,794,879	16,143,139	28,651,740	1,494	766	3,214
				Air Transport Service					
January	2,352	1,811	541	4,931,153	1,703,676	3,227,477	2,097	941	5,966
February	2,340	1,517	823	4,286,381	1,377,366	2,909,015	1,832	908	3,535
March	2,698	1,748	950	3,833,283	1,554,408	2,278,875	1,421	889	2,399
April	2,556	1,748	808	4,014,292	1,284,797	2,729,495	1,571	735	3,378
May	2,516	1,875	641	3,426,687	1,400,110	2,026,577	1,362	747	3,162
				Military Air Transport Service					
June	2,454	1,787	667	3,585,178	1,424,049	2,161,129	1,461	797	3,240
July	2,559	1,713	846	3,753,857	1,184,598	2,569,259	1,467	692	3,037
August	2,863	1,998	865	3,696,254	1,356,714	2,339,540	1,291	679	2,705
September	2,899	2,023	876	4,130,464	1,404,880	2,725,584	1,425	694	3,111
October	2,327	1,675	652	3,088,375	1,138,375	1,950,000	1,327	680	2,991
November	2,248	1,648	600	2,956,265	1,188,475	1,767,790	1,315	721	2,946
December	2,170	1,525	645	3,092,690	1,125,691	1,966,999	1,425	738	3,050

Source: Military Air Transport Service.

TABLE 183.-- NUMBER OF GROUND APPROACH OPERATIONS PERFORMED BY AIRWAYS AND AIR COMMUNICATIONS SERVICE UNITS, BY GEOGRAPHICAL AREA: MONTHLY 1948

Month	Total	1st Wing	5th Wing	7th Wing	59th Group	66th Group	73rd Group	122nd Sq
		Cont- inental US	Europe	Far East	W. Alaska Aleutians	Canada N. Atlantic	Caribbean	Canada E. Alaska
Total	205,120	131,659	22,396	34,552	11,740	3,452	128	1,192
January	13,514	8,580	849	3,174	716	131	0	64
February	16,778	11,549	775	3,133	890	199	0	232
March	16,519	11,015	756	3,394	893	255	0	206
April	18,513	13,548	396	3,094	1,070	244	0	161
May	18,388	13,049	846	2,681	1,399	264	0	149
June	18,852	12,959	786	3,412	1,329	221	0	145
July	13,673	9,448	304	2,726	794	338	0	63
August	15,578	10,782	1,195	2,326	860	371	0	44
September	15,610	10,152	1,977	2,214	943	282	0	42
October	20,829	12,930	3,365	2,795	1,132	577	0	30
November	17,334	8,882	4,994	2,187	918	250	63	40
December	19,532	8,765	6,153	3,417	796	320	65	16

TABLE 184.-- NUMBER OF INSTRUMENT LANDING SYSTEM OPERATIONS PERFORMED BY AIRWAYS AND AIR COMMUNICATIONS SERVICE UNITS, BY GEOGRAPHICAL AREA: MONTHLY 1948

Month	Total	1st Wing	5th Wing	7th Wing	59th Group	66th Group	73rd Group
		Cont- inental US	Europe	Far East	W. Alaska Aleutians	Canada N. Atlantic	Caribbean
Total	8,126	4,650	292	0	1,094	2,084	6
January	761	470	40	0	98	153	0
February	786	535	15	0	93	143	0
March	957	591	47	0	131	188	0
April	1,041	666	52	0	153	166	4
May	669	315	14	0	141	198	1
June	904	423	37	0	140	304	0
July	800	464	61	0	89	186	0
August	638	364	22	0	58	194	0
September	443	305	4	0	54	79	1
October	371	192	0	0	41	138	0
November	416	201	0	0	57	158	0
December	340	124	0	0	39	177	0

Source of the above tables: Military Air Transport Service

TABLE 195.-- MILITARY AIR TRANSPORT SERVICE, AIR RESCUE SERVICE OPERATIONS, NUMBER OF ACTUAL AND FALSE ALERTS AND NUMBER OF COMPLETED MISSIONS--MONTHLY 1948

Month	Total Alerts	False Alerts <u>a/</u>					Actual Alerts <u>b/</u>						Number Completed (Actual) Missions <u>c/</u>
		Total False Alerts	Overdue Aircraft	Position Reported Overdue	Failure to Close Flight Plan	Other	Total Actual Alerts	Forced Landing	Crashed	Rescued	Missing Presumed Crashed	Other Emergency	
Total	2,082	1,513	567	136	456	354	569	35	209	35	44	246	193
January	152	86	45	6	35	0	66	5	24	7	3	27	7
February	160	99	42	6	18	33	61	3	24	2	6	26	15
March	212	136	46	12	42	36	76	4	23	3	10	36	19
April	178	110	19	11	50	30	68	3	20	1	3	41	12
May	179	127	52	8	32	35	52	6	26	0	5	15	13
June	165	141	68	5	44	24	24	0	11	3	4	6	18
July	161	140	56	9	52	23	21	0	13	1	0	7	15
August	167	135	37	16	53	29	32	3	12	4	4	9	18
September	186	155	48	21	39	47	31	2	10	0	0	19	12
October	177	130	50	30	25	25	47	4	19	5	0	19	25
November	168	124	41	7	40	36	44	4	9	4	5	22	17
December	177	130	63	5	26	36	47	1	18	5	4	19	22

a/ Air Rescue Service activities alerted but report found to be false due to failure to close flight plan and other reasons indicated.

b/ Air Rescue Service activities alerted and aircraft, personnel, boats, etc., actually down or missing. The majority of these alerts do not require Air Rescue Service participation due to being in close proximity to bases or cities where immediate aid is rendered.

c/ Air Rescue Service activities alerted and participated in actual search and/or rescue.

Source: Military Air Transport Service

TABLE 19C.-- MILITARY AIR TRANSPORT SERVICE, FLIGHT SERVICE OPERATIONS--MONTHLY 1948

Month	Flight Plans Processed		Advisories Issued		Clearances Issued
	Air Force <u>a/</u>	Navy <u>b/</u>	Air Force <u>a/</u>	Navy <u>b/</u>	Air Force <u>a/</u>
Total	1,204,549	416,440	41,658	4,277	211,855
January	68,918	13,448	8,072	209	12,297
February	75,138	24,959	8,660	498	11,993
March	95,092	33,071	7,151	689	15,106
April	108,357	35,165	6,200	633	17,107
May	110,983	39,211	1,922	208	19,238
June	114,162	46,420	1,210	257	20,215
July	117,255	42,687	1,140	197	21,711
August	120,500	44,635	1,204	303	23,843
September	112,542	40,192	1,110	286	19,646
October	107,879	37,642	1,421	338	19,466
November	89,674	30,016	1,704	309	15,558
December	84,049	28,994	1,864	350	15,675

a/ Air Force figures include Air Force, Army, and National Guard aircraft.

b/ Navy figures include Navy, Marine Corps, and Coast Guard aircraft.

Source: Military Air Transport Service.

TABLE 127.-- MILITARY AIR TRANSPORT SERVICE, AIR WEATHER SERVICE, AVERAGE NUMBER OF FORECASTING AND OBSERVING OPERATIONS, BY TYPE OF OPERATION: MONTHLY 1948

	Total	Continental US	Africa and Mediterranean	Canada and Alaska	Caribbean and S. Atlantic	European	North Atlantic	Pacific Air Command
Average:								
Type "A" Stations	111	70	1	5	5	7	6	17
Type "B" Stations	55	20	-	7	4	8	3	13
Type "C" Stations	33	16	-	5	2	2	3	5
Type "D" Stations	22	1	-	7	3	0	10	1
Type "A" Stations - Complete Forecasting and Observing								
January	112	65	-	8	7	8	7	17
February	113	67	-	9	7	8	6	16
March	112	67	-	9	7	8	6	15
April	106	58	1	9	8	7	7	16
May	106	58	1	9	8	7	7	16
June	104	67	-	3	4	8	6	16
July	106	69	2	3	4	6	5	17
August	111	74	2	3	4	6	5	17
September	114	76	2	3	4	6	6	17
October	115	77	2	3	4	6	6	17
November	115	77	2	3	4	6	6	17
December	116	78	2	3	4	6	6	17
Type "B" Stations - Complete Forecasting								
January	46	20	-	8	1	3	2	12
February	47	19	-	9	2	3	1	13
March	52	16	-	6	5	8	8	9
April	60	20	-	6	3	14	5	12
May	59	19	-	6	3	13	5	13
June	52	17	-	7	7	6	2	13
July	53	20	-	7	4	7	2	13
August	55	23	-	7	4	6	2	13
September	55	21	-	7	6	6	2	13
October	58	22	-	7	6	8	2	13
November	58	22	-	7	6	8	2	13
December	59	23	-	7	6	8	2	13
Type "C" Stations - Limited Forecasting and Complete Observing								
January	28	12	1	3	-	6	2	4
February	28	15	2	2	-	4	2	3
March	30	16	-	3	-	4	2	5
April	38	23	1	3	2	3	2	4
May	36	22	1	3	-	3	2	5
June	35	17	-	6	4	-	4	4
July	34	15	-	6	4	-	4	5
August	31	12	-	6	4	-	4	5
September	32	13	-	6	4	-	4	5
October	35	13	-	6	4	2	4	6
November	34	14	-	6	2	2	4	6
December	35	15	-	6	2	2	4	6
Type "D" Stations - Complete Observing Only								
January	24	2	-	7	-	-	14	1
February	28	5	-	10	3	-	9	1
March	29	2	-	11	3	-	12	1
April	23	1	-	7	1	-	13	1
May	24	1	-	7	2	-	13	1
June	20	-	-	8	2	-	9	1
July	20	-	-	8	2	-	9	1
August	20	-	-	7	3	-	9	1
September	19	-	-	6	3	-	9	1
October	18	-	-	6	3	-	9	-
November	18	-	-	6	3	-	9	-
December	16	-	-	4	3	-	9	-


Source: Military Air Transport Service

TABLE 188.-- FACILITIES MAINTAINED BY AIRWAYS AND AIR COMMUNICATIONS SERVICE UNITS, INCLUDING AVERAGE NUMBER OF HOMING BEACON CONTROL TOWER, GROUND TO AIR COMMUNICATIONS AND RADIO RANGE FACILITIES, BY GEOGRAPHICAL AREA: MONTHLY 1948

Month	Number of Homing Beacon Facilities								Number of Control Tower Facilities						
	Total	1st Wing	5th Wing	7th Wing	59th Group	66th Group	73rd Group	122nd Sq	Total	1st Wing	5th Wing	7th Wing	59th Group	66th Group	73rd Group
		Conti- nental US	Europe	Far East	W. Alaska Aleutians	Canada N. Atlantic	Caribbean	Canada E. Alaska		Conti- nental US	Europe	Far East	W. Alaska Aleutians	Canada N. Atlantic	Caribbean
Average . .	<u>66</u>	<u>7</u>	<u>18</u>	<u>20</u>	<u>6</u>	<u>8</u>	<u>5</u>	<u>2</u>	<u>150</u>	<u>80</u>	<u>14</u>	<u>29</u>	<u>12</u>	<u>7</u>	<u>8</u>
January .	53	4	11	23	4	9	2	0	148	78	14	29	12	7	8
February .	58	5	11	24	5	9	4	0	145	78	13	27	12	7	8
March . .	62	6	11	24	5	9	5	2	148	79	13	29	12	7	8
April . .	65	5	13	21	7	9	5	5	149	79	14	29	12	7	8
May . . .	65	8	13	19	6	9	5	5	151	81	13	20	12	7	8
June . . .	65	8	13	18	7	9	5	5	148	79	13	30	12	6	8
July . . .	67	8	13	20	7	9	5	5	148	79	12	30	12	7	8
August . .	67	8	15	20	6	8	5	5	151	82	12	30	12	7	8
September	70	8	20	18	6	8	5	5	148	79	13	29	12	7	8
October .	74	8	30	16	6	7	5	2	157	83	17	30	12	7	8
November .	72	9	30	16	5	7	5	0	157	84	17	29	12	7	8
December .	76	10	30	18	7	6	5	0	156	84	17	28	12	7	8


Month	Number of Ground - to - Air Communications								Number of Radio Range Facilities							
	Total	1st Wing	5th Wing	7th Wing	59th Group	66th Group	73rd Group	122nd Sq	Total	1st Wing	5th Wing	7th Wing	59th Group	66th Gp	73rd Gp	122nd Sq
		Conti- nental US	Europe	Far East	W. Alaska Aleutians	Canada N. Atlantic	Caribbean	Canada E. Alaska		Conti- nental US	Europe	Far East	W. Alaska Aleutians	Canada N. Atl.	Carib- bean	Canada E. Alaska
Average . .	<u>133</u>	<u>64</u>	<u>12</u>	<u>16</u>	<u>11</u>	<u>15</u>	<u>13</u>	<u>3</u>	<u>88</u>	<u>31</u>	<u>11</u>	<u>15</u>	<u>7</u>	<u>12</u>	<u>11</u>	<u>1</u>
January .	134	66	12	18	10	16	12	0	87	30	12	13	7	13	11	1
February .	133	66	12	17	10	16	12	0	89	29	11	19	7	12	10	1
March . .	135	66	12	17	10	16	12	2	90	31	11	18	7	12	10	1
April . .	138	65	13	17	10	16	12	5	91	31	11	18	7	13	10	1
May . . .	139	64	13	17	11	16	13	5	90	31	11	17	6	13	11	1
June . . .	138	62	13	18	11	16	13	5	91	31	11	17	7	13	11	1
July . . .	136	62	12	17	11	16	13	5	91	31	12	16	7	13	11	1
August . .	133	62	10	17	11	15	13	5	91	31	11	17	7	13	11	1
September	131	63	9	16	11	14	13	5	87	33	11	12	8	11	11	1
October .	127	63	11	15	11	12	13	2	85	33	12	10	8	10	11	1
November .	126	63	11	14	11	12	13	2	85	33	12	10	8	11	11	0
December .	124	62	11	14	13	11	13	0	83	33	12	9	9	9	11	0

Source: Military Air Transport Service.



PART XI

TRANSPORTATION



TRANSPORTATION

Up to and including October 1948, the Department of the Army was charged with the overall responsibility of providing transportation services for the support of Air Force activities. However, certain transportation functions were performed by the Department of the Air Force. Pursuant to the Army-Air Force Agreements as to the implementation of the National Security Act of 1947, and in accordance with existing procedures and practices relative to the routine utilization of carriers by either Department, the Department of the Air Force provides or secures all transportation required to support its domestic and overseas activities, except ocean transportation and the operation of water ports in the zone of the interior and overseas unified commands.

Tables in this section indicate, to some extent, the transportation requirements of the Air Force and the means and facilities by which these requirements are satisfied. Ocean transportation to and from overseas was moved by Army transports or commercial vessels as indicated in Tables 189 and 150.

Table 191 presents data on shipments overseas for the Air Force of bulk petroleum products in tankers operated under the supervision of the Department of the Navy.

Data in Table 193 indicates the funds required to procure commercial transportation for normal troop support, during the last six months of the calendar year 1948. These expenses, however, do not include first destination transportation, transportation in connection with real property acquisition and construction activities; transportation incident to air combat maneuvers; transportation of organizational equipment and impediments in connection with troop movements; transportation for research and development activities; ocean transportation of packaged aviation petroleum oil and lubricants and cargo movements.

TABLE 189.-- AIR FORCE CARGO SHIPMENTS FROM UNITED STATES TO OVERSEAS, BY WATER-MONTHLY 1948
(Measurement tonnage on Army and commercial vessels)

Destination, Area and Shipping Port	Total	Jan	Feb	Mar	Apr	May	Jun	Jul	Aug	Sep	Oct	Nov	Dec
Total	301,715	11,045	17,914	25,430	41,158	32,071	15,109	19,394	40,478	26,495	29,049	23,552	20,020
NEW YORK	96,013	810	1,106	1,544	2,475	3,654	3,170	5,954	30,544	16,070	13,574	11,061	6,051
NEW ORLEANS	16,946	874	963	2,249	1,471	2,226	571	1,468	774	1,768	2,210	2,092	280
SAN FRANCISCO	134,325	6,535	11,246	12,673	19,511	22,874	5,813	11,133	5,639	6,967	12,083	7,062	12,789
SEATTLE	54,431	2,826	4,599	8,964	17,701	3,317	5,555	839	3,521	1,690	1,182	3,337	900
ATLANTIC AREA - Total	110,034	1,684	2,069	3,564	3,673	5,671	3,741	7,223	31,501	17,504	14,014	13,059	6,331
North Atlantic - Total	14,308	205	323	173	977	1,473	1,436	4,144	135	2,946	1,353	184	939
New York	14,308	205	323	173	977	1,473	1,436	4,144	135	2,946	1,353	184	939
Caribbean and South America	15,480	875	963	2,249	1,471	2,226	852	1,468	821	1,768	415	2,092	280
New York	329	1	-	-	-	-	281	-	47	-	-	-	-
New Orleans	15,151	874	963	2,249	1,471	2,226	571	1,468	774	1,768	415	2,092	280
Europe - United Kingdom	77,540	604	783	1,142	1,115	1,476	1,179	1,485	30,119	12,560	11,854	10,409	4,814
New York	77,540	604	783	1,142	1,115	1,476	1,179	1,485	30,119	12,560	11,854	10,409	4,814
Africa - Near East	2,706	-	-	-	90	496	274	126	426	230	392	374	298
New York	2,252	-	-	-	90	496	274	126	114	230	250	374	298
New Orleans	142	-	-	-	-	-	-	-	-	-	142	-	-
San Francisco	312	-	-	-	-	-	-	-	312	-	-	-	-
PACIFIC AREA - Total	191,681	9,361	15,845	21,866	37,485	26,400	11,368	12,171	8,977	8,991	15,035	10,493	13,689
Alaska	66,194	2,826	4,599	8,961	18,985	6,067	5,555	6,806	5,322	1,690	1,146	3,337	900
San Francisco	11,878	-	-	-	1,359	2,750	-	5,968	1,801	-	-	-	-
Seattle	54,316	2,826	4,599	8,961	17,626	3,317	5,555	838	3,521	1,690	1,146	3,337	900
Pacific Air Command	12,622	539	1,123	1,090	3,592	413	720	362	1,278	1,747	658	348	752
San Francisco	12,622	539	1,123	1,090	3,592	413	720	362	1,278	1,747	658	348	752
Marianas - Bonins	30,670	2,177	6,224	4,732	2,450	2,035	1,678	493	1,154	579	4,399	2,970	1,779
New York	113	-	-	-	-	-	-	-	113	-	-	-	-
New Orleans	623	-	-	-	-	-	-	-	-	-	623	-	-
San Francisco	29,934	2,177	6,224	4,732	2,450	2,035	1,678	493	1,041	579	3,776	2,970	1,779
Phil., Ryukyus and Australia	7,106	40	158	1,707	238	88	494	6	92	1,011	1,358	301	1,613
New Orleans	476	-	-	-	-	-	-	-	-	-	476	-	-
San Francisco	6,420	40	158	1,707	238	88	494	6	76	817	882	301	1,613
New York	210	-	-	-	-	-	-	-	16	194	-	-	-
Japan	75,000	3,774	3,741	5,144	12,157	17,795	2,921	4,504	1,131	3,964	7,474	3,537	8,626
New York	1,261	-	-	229	273	209	-	199	-	140	117	94	-
New Orleans	554	-	-	-	-	-	-	-	-	-	554	-	-
San Francisco	73,070	3,774	3,741	5,144	11,809	17,586	2,921	4,304	1,131	3,824	6,767	3,443	8,626
Seattle	115	-	-	3	75	-	-	-	-	-	36	-	-
Asia	89	5	-	-	63	2	-	-	-	-	-	-	19
San Francisco	89	5	-	-	63	2	-	-	-	-	-	-	19

Source: Maintenance, Supply and Services, DCS/M - Transportation Division

TABLE 190.-- AIR FORCE CARGO SHIPMENTS RECEIVED IN UNITED STATES FROM OVERSEAS, BY WATER-MONTHLY 1948

(Measurement tonnage on Army and commercial vessels)

Area of Origin and Receiving Port	Total	Jan	Feb	Mar	Apr	May	Jun	Jul	Aug	Sep	Oct	Nov	Dec
<u>Total</u>	<u>122,042</u>	<u>8,152</u>	<u>5,672</u>	<u>17,347</u>	<u>17,680</u>	<u>14,398</u>	<u>8,361</u>	<u>12,390</u>	<u>5,500</u>	<u>10,780</u>	<u>7,071</u>	<u>5,398</u>	<u>9,293</u>
NEW YORK	25,488	4,965	2,418	3,506	2,618	732	341	1,631	1,413	2,805	1,744	1,433	1,882
NEW ORLEANS	11,830	283	786	2,239	2,021	661	312	323	1,933	797	697	137	1,647
SAN FRANCISCO	66,518	2,713	2,468	6,049	13,041	12,076	7,297	4,260	2,154	6,415	3,587	2,825	3,613
SEATTLE	18,206	191	-	5,559	-	929	411	6,156	-	763	1,043	1,003	2,151
<u>ATLANTIC AREA - Total</u>	<u>34,689</u>	<u>5,248</u>	<u>3,204</u>	<u>5,644</u>	<u>3,386</u>	<u>1,393</u>	<u>653</u>	<u>1,954</u>	<u>2,501</u>	<u>3,602</u>	<u>2,441</u>	<u>1,570</u>	<u>3,093</u>
<u>North Atlantic - Total</u>	<u>1,294</u>	<u>46</u>	<u>139</u>	<u>-</u>	<u>97</u>	<u>8</u>	<u>81</u>	<u>149</u>	<u>226</u>	<u>2</u>	<u>1</u>	<u>191</u>	<u>354</u>
New York	1,294	46	139	-	97	8	81	149	226	2	1	191	354
<u>Caribbean and South America</u>	<u>7,385</u>	<u>283</u>	<u>786</u>	<u>295</u>	<u>784</u>	<u>662</u>	<u>312</u>	<u>333</u>	<u>1,088</u>	<u>797</u>	<u>697</u>	<u>137</u>	<u>1,211</u>
New York	27	-	-	-	16	1	-	10	-	-	-	-	-
New Orleans	7,358	283	786	295	768	661	312	323	1,088	797	697	137	1,211
<u>Europe - United Kingdom</u>	<u>25,964</u>	<u>4,919</u>	<u>2,279</u>	<u>5,348</u>	<u>2,505</u>	<u>723</u>	<u>260</u>	<u>1,455</u>	<u>1,187</u>	<u>2,803</u>	<u>1,743</u>	<u>1,214</u>	<u>1,528</u>
New York	24,122	4,919	2,279	5,506	2,505	723	260	1,455	1,187	2,803	1,743	1,214	1,528
New Orleans	1,842	-	-	1,842	-	-	-	-	-	-	-	-	-
<u>Africa - Near East</u>	<u>46</u>	<u>-</u>	<u>-</u>	<u>1</u>	<u>-</u>	<u>-</u>	<u>-</u>	<u>17</u>	<u>-</u>	<u>-</u>	<u>-</u>	<u>28</u>	<u>-</u>
New York	45	-	-	1	-	-	-	17	-	-	-	28	-
New Orleans	1	-	-	1	-	-	-	-	-	-	-	-	-
<u>PACIFIC AREA - Total</u>	<u>87,353</u>	<u>2,904</u>	<u>2,468</u>	<u>11,703</u>	<u>14,294</u>	<u>13,005</u>	<u>7,708</u>	<u>10,436</u>	<u>2,999</u>	<u>7,178</u>	<u>4,630</u>	<u>3,828</u>	<u>6,200</u>
<u>Alaska</u>	<u>12,734</u>	<u>191</u>	<u>-</u>	<u>610</u>	<u>-</u>	<u>883</u>	<u>411</u>	<u>5,677</u>	<u>-</u>	<u>2,431</u>	<u>1,043</u>	<u>1,003</u>	<u>485</u>
San Francisco	1,670	-	-	-	-	-	-	-	-	1,670	-	-	-
Seattle	11,064	191	-	610	-	883	411	5,677	-	761	1,043	1,003	485
<u>Pacific Air Command</u>	<u>5,413</u>	<u>495</u>	<u>272</u>	<u>-</u>	<u>208</u>	<u>-</u>	<u>232</u>	<u>-</u>	<u>1,660</u>	<u>840</u>	<u>1,183</u>	<u>-</u>	<u>523</u>
San Francisco	5,413	495	272	-	208	-	232	-	1,660	840	1,183	-	523
<u>Marianas - Bonins</u>	<u>18,079</u>	<u>1,587</u>	<u>-</u>	<u>1,391</u>	<u>6,021</u>	<u>7,060</u>	<u>30</u>	<u>68</u>	<u>-</u>	<u>639</u>	<u>158</u>	<u>598</u>	<u>527</u>
San Francisco	18,079	1,587	-	1,391	6,021	7,060	30	68	-	639	158	598	527
<u>Phil., Kyukyus and Australia</u>	<u>8,944</u>	<u>-</u>	<u>9</u>	<u>349</u>	<u>1,397</u>	<u>964</u>	<u>735</u>	<u>1,145</u>	<u>1,339</u>	<u>1,010</u>	<u>9</u>	<u>1,081</u>	<u>906</u>
New Orleans	2,193	-	9	95	1,253	-	-	-	845	-	-	-	-
San Francisco	5,756	-	9	254	144	918	735	666	494	1,010	9	1,081	436
Seattle	995	-	-	-	-	46	-	479	-	-	-	-	470
<u>Japan - Korea</u>	<u>42,014</u>	<u>618</u>	<u>2,187</u>	<u>9,344</u>	<u>6,625</u>	<u>4,098</u>	<u>6,255</u>	<u>3,546</u>	<u>-</u>	<u>2,227</u>	<u>2,209</u>	<u>1,146</u>	<u>3,759</u>
San Francisco	35,397	618	2,187	4,395	6,625	4,098	6,255	3,546	-	2,225	2,209	1,146	2,093
Seattle	6,617	-	-	4,949	-	-	-	-	-	-	-	-	1,666
<u>Asia</u>	<u>169</u>	<u>13</u>	<u>-</u>	<u>9</u>	<u>43</u>	<u>-</u>	<u>45</u>	<u>-</u>	<u>-</u>	<u>2</u>	<u>28</u>	<u>-</u>	<u>-</u>
San Francisco	169	13	-	9	43	-	45	-	-	31	28	-	-

Source: Maintenance, Supply and Services, DCS/k - Transportation Division

TABLE 191.— USAF SHIPMENTS OVERSEAS OF BULK PETROLEUM PRODUCTS,

(In gallons - Shipments made in

Line No	Destination, Area of Origin and Type of Product	Total	Jan	Feb	Mar	Apr	May
1	<u>Total</u>	<u>322,800,979</u>	<u>14,285,850</u>	<u>11,523,718</u>	<u>7,846,247</u>	<u>14,915,089</u>	<u>27,903,660</u>
2	Jet Fuel (JP-1)	49,476,872	592,704	3,410,400	1,259,075	3,973,459	2,262,153
3	100/130 Octane Gasoline	271,507,503	13,693,146	8,113,318	6,587,172	10,941,630	24,944,178
4	80 Octane Gasoline . . .	1,119,275	-	-	-	-	-
5	115/145 Octane Gasoline	697,329	-	-	-	-	697,329
6	<u>ATLANTIC AREA</u>						
7	To Europe:						
8	<u>Gulf Coast</u>	<u>106,265,243</u>	<u>5,456,207</u>	-	-	<u>2,940,000</u>	<u>3,962,067</u>
9	Jet Fuel (JP-1)	10,459,140	-	-	-	-	-
10	100/130 Octane Gasoline.	94,686,828	5,456,207	-	-	2,940,000	3,962,067
11	80 Octane Gasoline . . .	1,119,275	-	-	-	-	-
12	<u>East Coast</u>	<u>8,143,401</u>	-	-	-	-	-
13	Jet Fuel (JP-1)	1,414,326	-	-	-	-	-
14	100/130 Octane Gasoline.	6,729,075	-	-	-	-	-
15	<u>West Coast</u>	<u>11,871,877</u>	-	-	-	-	-
16	100/130 Octane Gasoline.	11,871,877	-	-	-	-	-
17	<u>PACIFIC AREA</u>						
18	To Far East:						
19	<u>West Coast</u>	<u>128,490,404</u>	<u>8,829,643</u>	<u>5,344,537</u>	<u>5,326,247</u>	<u>5,771,784</u>	<u>16,412,942</u>
20	Jet Fuel (JP-1)	21,939,721	592,704	-	1,259,075	1,091,874	2,262,153
21	100/130 Octane Gasoline.	105,853,354	8,236,939	5,344,537	4,067,172	4,679,910	13,453,460
22	115/145 Octane Gasoline.	697,329	-	-	-	-	697,329
23	To Alaska:						
24	<u>Gulf Coast</u>	<u>6,345,580</u>	-	-	-	-	-
25	Jet Fuel (JP-1)	5,517,033	-	-	-	-	-
26	100/130 Octane Gasoline.	2,828,547	-	-	-	-	-
27	<u>West Coast</u>	<u>22,746,397</u>	-	-	-	<u>3,321,720</u>	<u>3,504,742</u>
28	Jet Fuel (JP-1)	4,773,765	-	-	-	-	-
29	100/130 Octane Gasoline.	17,972,632	-	-	-	3,321,720	3,504,742
30	To North Atlantic:						
31	<u>Gulf Coast</u>	<u>2,520,000</u>	-	-	<u>2,520,000</u>	-	-
32	100/130 Octane Gasoline.	2,520,000	-	-	2,520,000	-	-
33	<u>East Coast</u>	<u>20,662,363</u>	-	<u>672,000</u>	-	-	<u>677,074</u>
34	Jet Fuel (JP-1)	1,080,902	-	-	-	-	-
35	100/130 Octane Gasoline.	19,001,461	-	672,000	-	-	677,074
36	To Caribbean:						
37	<u>Gulf Coast</u>	<u>16,335,714</u>	-	<u>5,507,181</u>	-	<u>2,881,585</u>	<u>3,346,835</u>
38	Jet Fuel (JP-1)	6,291,985	-	3,410,400	-	2,881,585	-
39	100/130 Octane Gasoline	10,043,729	-	2,096,781	-	-	3,346,835

Source: Maintenance, Supply and Services, DCS/M - Transportation Division

BY DESTINATION, AREA OF ORIGIN AND TYPE OF PRODUCT-MONTHLY 1948

Navy-owned tankers operated by commercial companies)

Jun	Jul	Aug	Sep	Oct	Nov	Dec	Line No
<u>29,337,803</u>	<u>23,138,399</u>	<u>43,546,658</u>	<u>33,143,006</u>	<u>29,074,218</u>	<u>39,135,909</u>	<u>48,950,422</u>	1
4,147,993	3,312,045	9,828,319	4,948,135	5,192,437	5,392,677	5,157,475	2
25,189,810	19,826,354	33,718,339	28,194,871	23,881,781	32,623,957	43,792,947	3
-	-	-	-	-	1,119,275	-	4
-	-	-	-	-	-	-	5
-	-	-	-	-	-	-	6
-	-	-	-	-	-	-	7
<u>12,346,588</u>	<u>5,456,800</u>	<u>22,725,131</u>	<u>11,143,445</u>	<u>10,937,062</u>	<u>13,498,696</u>	<u>17,799,247</u>	8
1,426,588	-	6,180,198	-	-	1,431,499	1,420,855	9
10,920,000	5,456,800	16,544,933	11,143,445	10,937,062	10,947,922	16,378,392	10
-	-	-	-	-	1,119,275	-	11
-	-	<u>6,349,143</u>	-	<u>1,414,326</u>	<u>379,932</u>	-	12
-	-	-	-	1,414,326	-	-	13
-	-	6,349,143	-	-	379,932	-	14
-	<u>939,877</u>	<u>5,541,445</u>	-	-	-	<u>5,390,555</u>	15
-	939,877	5,541,445	-	-	-	5,390,555	16
-	-	-	-	-	-	-	17
-	-	-	-	-	-	-	18
<u>11,735,544</u>	<u>10,081,945</u>	<u>3,648,131</u>	<u>7,498,835</u>	<u>13,649,668</u>	<u>16,678,042</u>	<u>23,513,096</u>	19
2,186,996	1,214,601	3,648,131	-	1,986,399	3,961,178	3,736,620	20
9,548,548	8,867,344	-	7,498,835	11,663,269	12,716,864	19,776,476	21
-	-	-	-	-	-	-	22
-	-	-	-	-	-	-	23
-	-	-	<u>4,553,868</u>	<u>1,791,712</u>	-	-	24
-	-	-	1,725,321	1,791,712	-	-	25
-	-	-	2,828,547	-	-	-	26
<u>368,686</u>	<u>6,659,777</u>	<u>1,875,063</u>	<u>6,013,550</u>	-	<u>252,000</u>	<u>750,859</u>	27
-	2,097,444	-	2,676,321	-	-	-	28
368,686	4,562,333	1,875,063	3,337,229	-	252,000	750,859	29
-	-	-	-	-	-	-	30
-	-	-	-	-	-	-	31
-	-	-	-	-	-	-	32
<u>4,886,985</u>	-	<u>3,407,755</u>	<u>3,933,308</u>	<u>1,281,450</u>	<u>3,727,126</u>	<u>1,496,665</u>	33
534,409	-	-	546,493	-	-	-	34
4,352,576	-	3,407,755	3,386,815	1,281,450	3,727,126	1,496,665	35
-	-	-	-	-	-	-	36
-	-	-	-	-	<u>4,600,113</u>	-	37
-	-	-	-	-	-	-	38
-	-	-	-	-	4,600,113	-	39

TABLE 192.-- USAF INLAND FREIGHT MOVED IN ZONE OF INTERIOR BY COMMERCIAL CARRIERS--MONTHLY 1948

(Measurement in short tons)

Month	Total	Rail			Motor	Water	Air
		Carload	LCL	Express			
<u>Total</u>	<u>2,595,590</u>	<u>1,591,900</u>	<u>30,600</u>	<u>4,150</u>	<u>700,100</u>	<u>268,400</u>	<u>440</u>
January	146,101	93,000	2,800	400	38,900	11,000	1
February	143,409	88,500	2,200	200	40,400	12,100	9
March	165,703	98,600	2,300	200	47,600	17,000	3
April	165,905	93,300	2,000	200	51,900	18,500	5
May	201,304	109,800	2,400	200	61,500	27,400	4
June	183,308	106,500	2,600	200	55,100	18,900	8
July	174,492	102,900	2,200	290	57,400	11,700	2
August	279,296	150,400	3,100	580	89,100	36,100	16
September	270,446	186,200	3,600	670	64,400	15,500	76
October	338,553	227,800	2,900	470	76,900	30,400	83
November	283,094	191,600	2,100	440	54,900	33,900	154
December	243,979	143,300	2,400	300	62,000	35,900	79

Source: Maintenance, Supply and Services, DCS/M - Transportation Division

TABLE 193.-- FUNDS REQUIRED TO PROCURE COMMERCIAL TRANSPORTATION INCIDENT TO THE SUPPORT OF USAF:
1 JUL THROUGH 31 DEC 1948

Project	Total	Jul	Aug	Sep	Oct	Nov	Dec
<u>Total</u>	\$ 11,522,284	\$ 348,206	\$ 3,310,584	\$ 2,472,600	\$ 1,807,701	\$ 1,774,504	\$ 1,808,689
425 and 426 <u>Commercial Intra-Theater Transportation a/</u>	9,296,149	100,105	3,298,121	1,386,600	1,439,540	1,529,410	1,542,373
427 <u>Diverted Military Air Transport Service Ship- ments b/</u>	641	-	-	-	-	-	641
428 <u>Parcel Post c/</u>	164,249	219	2,719	26,142	52,845	23,828	58,496
431 <u>Terminal Access Service Incident to Commercial Transportation d/</u>	101,640	6,456	9,744	-	11,577	8,559	65,324
441 <u>Commercial Inter-Theater Transportation e/</u>	1,913,857	241,426	-	1,051,553	300,638	192,186	128,054
495 <u>Contract Stevedoring f/</u>	45,748	-	-	8,305	3,121	20,521	13,801


- a/ Covers shipments made within ZI and overseas commands to provide line haul commercial transportation required to support AF activities.
- b/ Established in December 1948 to provide for the shipments originated at MATS installations which due to flight or other conditions, were diverted to commercial means.
- c/ Covers the shipment of AF property by parcel post in excess of four pounds.
- d/ Covers the commercial handling charges at the point of origin and destination incidental to the line haul transportation.
- e/ Covers inter-theater transportation, principal items being commercial airlift required to supplement military flights from ZI to Germany incident to the support of project "Vittles".
- f/ Contract stevedoring at overseas bases under the command jurisdiction of USAF.

Source: Transportation Division - D/MCS

PART XII

FISCAL

- 1, BUDGET
- 2, PROCUREMENT
- 3, SURPLUS PROPERTY
- 4, MISCELLANEOUS



FISCAL

The information contained in Part XIII covers tables of fiscal interest to 1948 Statistical Digest recipients and may be found in the order listed:

1. Budget
2. Procurement
3. Surplus Property Disposal
4. Miscellaneous

The data herein reported has been developed in collaboration with the many interested divisions of the US Air Force and much of it follows associated subject matter heretofore published under Miscellaneous and Personnel.

Under the Budget Section may be found the new table entitled "United States Air Force Appropriations Granted by Congress: Calendar Year, 1947"; page 275. This table is broken down to show appropriations and Contract Authorizations, Cash (Brought forward and New) and Contract Authority (Brought forward and New). The subject, "USAF Funds and Air Corps, Army Fund Expenditures, from Direct Appropriations By Major Project; Calendar year, 1948" under table number 195 ties in with tables of similar nature published in the Statistical Digest for and since 1945.

The two tables under the section, "Procurement" introduce a new phase of reports, covering procurements negotiated under the authority of Section 2(c) of Public Law 413, as required by the letter of the President (by letter dated, 19 February, 1948) for the period, 19 May through, 30 June, 1948, and the authority of Sections 2(c) (11) and (16) of Public Law 413, as required by Congress, for the period, 19 May through, 31 December 1948. However, no report for USAF was made for (16) as no contracts of this nature (Industrial Mobilization) were awarded for the specified period. The former, reports the value of contracts by type, for the given period, covering Procurement Division AMC, Continental US, and Overseas together with an overall total.

The latter table, number 197, lists the contractors with address to which contracts were awarded under 2 (c) (11) on Research and Development, showing the amount of each specific contract and the type of work covered by the contracts for the given period.

The Surplus Property Disposal Section is expanded to show two new tables under table numbers 199 and 200, covering "Disposition of USAF Excess and Surplus Property (Other than Real Property) in Active Overseas Commands; From World War II, Cumulative to 31 December, 1948" and "Declarations to Disposal Agencies of USAF Surplus Property (Other than Real Property) in Active Commands, By Quantities and Value: From World War II Cumulative to 31 December 1948".

Table: 198 was developed for 1948 on the basis of Table 148-page 258 as set up in the 1947 Statistical Digest, and gives such USAF information as was in effect during 1948.

Under the Miscellaneous Section may be found "Suggestions and Award Programs" which also appeared in the 1947 Statistical Digest. A companion report on Military personnel, published in 1947, was not made available for this publication.

Such tables as: "Saving Bond Purchases in Continental US and Overseas: Jan through Dec, 1948"; "Summary of USAF Civilian Retirement Fund Transactions, Continental US: As of 31 Dec, 1948", and "US Air Force Aid Society Statement of Cash Receipts, From and Financial Assistance Rendered To USAF Personnel: 31 Dec, 1948" appear for the first time under table numbers 201, 203, and 204, respectively. In 201, a comparison is made between USAF Civilian and Military Personnel Cash bond purchases as well as bond deductions by month for 1948. Attention is invited to the trend of increase or decrease over the period of months.

Funding tables for Air Reserve Forces can be found under Part XIII.



TABLE 194 --- UNITED STATES AIR FORCE APPROPRIATIONS AND CONTRACT AUTHORIZATIONS GRANTED BY CONGRESS:
CALENDAR YEAR, 1948

(Minus figures are enclosed in parentheses)

Appropriations and Contract Authorizations	Total	Cash		Contract Authority	
		Brought Forward	New	Brought Forward	New
<u>Appropriations and Unfinanced Contract Authority--Total . . .</u>	<u>\$3,571,488,620</u>	<u>\$199,577,620</u>	<u>\$1,504,911,000</u>	<u>\$180,000,000</u>	<u>\$1,687,000,000</u>
Construction of Aircraft and Related Procurement--Total	\$2,674,677,620	\$199,577,620	\$608,100,000	\$180,000,000	\$1,687,000,000
Transferred from Appropriations "Air Corps Army", FY 1948, Per Public Law 547	629,577,620	199,577,620	-	430,000,000	-
New Obligating Authority Per Public Law 547	2,045,100,000	-	358,100,000	-	1,687,000,000
Cash Appropriated to Liquidate 1948 Contract Authority Per Public Law 547	-	-	250,000,000	(250,000,000)	-
General Expenses, USAF, FY 1949, Public Law 766 Total	<u>889,486,000</u>	-	<u>899,486,000</u>	-	-
Salaries, Office Chief of Staff, USAF, FY 1949, Public Law 766 Total	<u>6,500,000</u>	-	<u>6,500,000</u>	-	-
Salaries, Office of Secretary of the Air Force, FY 1949, Public Law 766 Total	<u>825,000</u>	-	<u>825,000</u>	-	-

Source: Budget Operations Division, Directorate of Budget, Comptroller, USAF Hq.

TABLE 195.-- USAF FUNDS AND AIR CORPS ARMY FUNDS, EXPENDITURES FROM DIRECT APPROPRIATIONS, BY MAJOR PROJECT: CALENDAR YEAR, 1948

(Figures are in thousands of dollars. Figures in parentheses indicate minus quantities.)

Major Project Nomenclature	Total	Total	Last Half Fiscal Year 1948						First Half Fiscal Year 1949					
	Last Half, FY 1948- Jan. 1948- Jun 1948	1st Half, FY 1949- Jul 1948- Dec 1948	Janu- ary	Febru- ary	March	April	May	June	July	August	Septem- ber	October	Novem- ber	Decem- ber
Total	652,222	783,956	99,265	80,806	114,239	102,878	105,565	150,469	78,658	139,252	134,494	131,791	135,030	164,731
External Operations <u>a/</u>	21,022	-	2,113	1,412	2,971	3,652	5,099	5,775	-	-	-	-	-	-
110 Standard Airplanes Complete	273,181	349,980	40,698	36,236	51,986	39,681	42,804	61,776	30,013	61,927	54,846	56,776	63,951	82,467
130 Gliders and Accessories	1,036	3,705	17	105	133	83	168	530	380	245	730	599	941	810
170 Airborne and Ground Communications Equipment	12,203	22,314	726	827	1,516	2,095	1,886	5,153	1,897	2,974	4,890	4,097	2,799	5,657
180 Controlled Missiles	136	2,022	74	-	-	(67)	-	129	13	17	165	778	652	397
190 Industrial Planning and Procurement	4,893	2,357	588	1,068	1,257	724	781	475	160	353	812	310	495	227
411 Maintenance Material for Aircraft	10,498	12,687	1,714	1,368	1,858	1,366	1,749	2,443	913	2,459	2,053	2,396	2,029	2,837
412 Fuel and Oil for Aircraft	64,095	78,341	11,238	5,211	11,531	8,282	12,104	15,729	7,653	11,746	18,521	13,093	12,272	15,056
160 and 421 Modification and Modernization of Equipment	9,304	15,008	1,308	1,525	1,041	937	1,774	2,719	1,695	4,472	(1,113)	2,366	4,029	3,559
422 Individual and Organization Equipment	2,620	4,814	330	348	519	534	468	421	185	694	825	791	910	1,409
423-4 Miscellaneous Equipment and Night Lighting	6,157	12,539	915	907	1,019	1,094	967	1,255	1,580	3,323	2,349	1,974	1,763	1,550
426-7 Photographic and Mapping Projects	4,436	3,330	757	594	822	534	1,117	612	195	395	616	1,358	478	288
441 Packing and Crating	2,935	4,104	639	634	402	438	352	470	851	1,055	686	504	516	492
442 Transportation	7,763	5,372	1,330	973	1,383	1,609	781	1,687	1,209	1,374	645	653	666	825
443 Temporary Duty Travel	850	1,108	102	121	138	170	149	170	137	193	165	229	171	213
445 Commercial Printing	621	851	140	81	111	87	97	105	67	181	75	163	241	124
447-8, 450 Miscellaneous Expenses	1,333	2,516	50	256	501	105	144	277	90	441	484	158	438	905
500 Education and Training	1,908	2,538	270	421	359	439	258	161	170	527	448	516	339	538
611 Research and Development, Aeronautical	89,859	77,381	13,016	8,955	12,319	16,965	12,710	25,854	7,975	13,876	13,680	13,210	13,117	15,523
613 Service Test Equip. Research and Development, Aero	2,363	2,310	150	122	276	559	601	655	270	379	705	278	224	454
621 Research and Development, Medical	452	415	67	38	51	109	94	93	35	81	56	77	83	83
630 Research and Development, Meteorological and Climate	254	677	4	21	2	28	35	164	71	232	116	87	47	124
665 Research and Development, Special Project	-	1,022	-	-	-	-	-	-	-	-	113	28	58	623
800 Settlement of Terminated Contracts	9	-	-	-	-	-	-	9	-	-	-	-	-	-
900 Loans and Reserves	(3,665)	522	(2,183)	(231)	(158)	(753)	(89)	(251)	(113)	13	772	(26)	(30)	(94)
Payroll Projects - Total	138,959	173,043	25,202	19,774	24,202	24,207	21,516	24,058	23,212	32,295	31,855	31,376	28,841	30,464
150 Salaries, Procurement and Production	4,379	5,794	954	326	985	674	707	733	279	823	1,656	920	1,015	1,101
430 Salaries, Operation of Air Force Units	119,237	153,911	21,412	17,586	20,182	21,021	18,185	20,851	20,656	27,864	26,507	27,574	24,793	26,517
612 Salaries, Research and Development, Aero	12,884	14,427	2,477	1,521	2,528	2,081	2,137	2,140	2,044	2,899	2,591	2,229	2,330	2,334
622 Salaries, Research and Development, Medical	279	392	58	27	65	42	43	44	46	81	64	64	69	68
665 Salaries, Research and Development, Special Project	-	47	-	-	-	-	-	-	-	-	-	-	12	35
710 Departmental Salaries	2,180	3,472	501	311	473	389	444	290	187	628	1,037	589	622	409

a/ Consists of Air Corps Army Funds administered by Army for Technical Services and Overseas Commands. Included in Project Totals for FY 1949 (July 1948-Dec 1948).
Source: Budget Operations Division, Directorate of Budget, Comptroller, USAF, HQ.

TABLE 196.-- FINAL REPORT ON PROCUREMENT ACTIONS AS REQUIRED BY THE PRESIDENT OF THE US:
19 MAY THROUGH 30 JUNE, 1948

(Required by Section 2(c) of Public Law 413, 80th. Congress)

I. -- Total value of Contracts negotiated under the individual paragraphs of Section 2(c) of Public Law 413 during the period of 19 May to 30 June 1948 as follows:

Contracts	Total	Procurement Division AMC	Continental US	Overseas
Total	\$1,115,424,042.52	\$1,103,538,836.97	\$10,877,485.01	\$1,007,720.54
Public Interest	-	-	-	-
Public Emergency	1,963,422.39	1,863,659.45	99,762.94	-
Not over \$1,000	3,308,997.16	52,436.66	3,256,560.50	-
Personnel or Professional Services	24,279.46	5,004.00	19,269.46	-
Educational Institutions	1,615,582.58	976,727.35	638,855.23	-
Outside of U.S. and Possessions	1,007,720.54	-	-	1,007,720.54
Medical	10,192.69	-	10,192.69	-
Resale	487,786.69	-	487,786.69	-
Perishable Subsistence	51,383.59	-	51,383.59	-
Competition not practicable	706,882,959.69	703,219,182.63	3,663,777.06	-
Research and Development	25,516,410.15	22,943,665.70	2,572,744.45	-
Classified	351,375.00	351,375.00	-	-
Standardization	22,503.00	22,503.00	-	-
Technical and Specialized	356,417,482.62	356,392,482.62	25,000.00	-
Negotiated after advertising	17,696,528.25	17,651,760.25	44,768.00	-
Industrial Mobilization	-	-	-	-
Otherwise Authorized	67,424.71	60,040.31	7,384.40	-

II. -- Total value of contracts placed with small business concerns during the period 19 May to 30 June, 1948 as follows:

Advertised	Number	Dollar Amount
Total	1,608	\$6,890,659.83
Procurement Division, AMC	194	4,583,705.94
Continental U.S.	1,414	2,306,953.89
Negotiated	Number	Dollar Amount
Total	21,557	\$12,291,075.60
Procurement Division, AMC	262	9,447,517.16
Continental U.S.	21,295	2,843,558.44

III. -- Total value of contracts placed with other business concerns during the period 19 May 1948 to 30 June, 1948 as follows:

Advertised	Number	Dollar Amount
Total	1,452	\$ 8,622,579.88
Procurement Division, AMC	213	6,964,821.42
Continental U.S.	1,239	1,657,758.46
Negotiated	Number	Dollar Amount
Total	12,690	\$1,102,125,246.38
Procurement Division, AMC	511	1,094,091,319.81
Continental U.S.	12,179	8,033,926.57

Source: -- Director of Procurement and Industrial Planning, Deputy Chief of Staff, Materiel, USAF, Hq.

TABLE 197.-- NEGOTIATED CONTRACTS AWARDED BY THE AIR FORCE FOR RESEARCH AND DEVELOPMENT: 19 MAY THROUGH 3 JUN, 1948

(required by Section 2(c)11 of Public Law 413, 80th Congress)

Name and Address of Contractor	Type of Work	Amount of Contract
<u>Total</u>		\$25,516,413
A.C. Spark Plug Division, General Motors Corp. Flint, Michigan	Additional Work on 15 Gyro Sights	4,690
A.C. Spark Plug Division, General Motors Corp. Flint, Michigan	Spark Plugs 442-1AD and SP-14696	6,640
Adel Precision Products Corp., Burbank, California	Experimental Valve	802
Aeroflex Laboratories Inc., Long Island City, New York	Aerial Roll Film Dryer and Van Dyke Drawings	12,096
Aeroflex Laboratories Inc., Long Island City, New York	Aerial Roll Film Developer	17,024
Aerojet Engineering Corporation, Azusa, California	High Altitude Sounding	601,170
Airesearch Manufacturing Company, Los Angeles, California	Design Study Hydraulic Turbine	96,000
Airborne Instruments Lab. Inc., Mineola, New York	Reports on Investigation of Antennas	5,000
Airborne Instruments Lab. Inc., Mineola, New York	Research	14,184
Airborne Instruments Lab. Inc., Mineola, New York	Circular Polarization	19,666
Airborne Instruments Lab. Inc., Mineola, New York	S Bank Beacon Interrogation Equipment	34,085
Airborne Instruments Lab. Inc., Mineola, New York	Antenna System for Radar Set	19,545
All American Aviation Inc., Wilmington, Delaware	Report Kit Anchor Assemblies and Data	18,727
Alford Andrew, Boston, Mass	Antenna Designs	20,000
American Brass Company, Waterbury, Conn.	Wave Guide	1,358
Armour Res. Fdtn. of Illinois, Institute of Technology, Chicago, Ill.	Studies and Investigations of Magnetostriction Frequency Control	10,000
Armour Res. Fdtn. of Illinois, Institute of Technology, Chicago, Ill.	Survey of Basic Requirement	14,950
Arc Equipment Corp., Bryan, Ohio	Hydraulic Units	17,000
Atlas Industrial Corporation, Brooklyn, New York	Tower for Radar Relay Receiver	6,000
Barnes and Heinecke Incorporated, Chicago, Ill	Compressor Air Lightweight Portable	174,225
Beers and Heroy, Dallas, Texas	Survey of Basic Requirement	25,600
Bell Aircraft Corporation, Buffalo, New York	Design Fabrication Lab. Tests and Flight Tests of Flutter Models	24,937
Bell Aircraft Corporation, Buffalo, New York	Flight Testing of Ram-Jet and Pulse-Jet Engines	15,972
Bertea Products, Pasadena, California	Experimental Valve	105
Boeing Airplane Company, Seattle, Washington	Heat System Development for B-29	1,361
Boeing Airplane Company, Wichita, Kansas	Bomb Lift 50,000 Lb. and 22,000 Lb. Capacity	118,481
Boeing Airplane Company, Wichita, Kansas	Bomb Dolly	25,807
Bowser Incorporated, Fort Wayne, Ind	Fuel Flow Calibration Stand	63,509
Bowser Incorporated, Terryville, Conn	Tie-Down Device	2,500
Brooks and Perkins Incorporated, Detroit, Michigan	Study and Design Application of the use of Magnesium	9,890
Brush Development Company, Cleveland, Ohio	Simultaneous Recording and Reproducing Equipment	68,331
Burndy Engrg. Company, Incorporated, Bronx, New York	Development and Fabrication of Bonding Jumpers and Data	1,350
Chase Aircraft Company, Incorporated, West Trenton, New Jersey	Modification of Glider	446,293
Chase Aircraft Company, Incorporated, West Trenton, New Jersey	Modification of one 1 YCG-18A Glider to one 1 YC-122 Assault Aircraft and two 2 Additional YC-122 Assault Aircraft	1,011,786
Chicago Aerial Survey Company, Chicago, Ill.	Type S-10 Aerial Camera	121,295
Chicago Aerial Survey Company, Chicago, Ill.	Vertical Viewfinder	21,569
Collins Radio, Cedar Rapids, Ia.	Signal Generator SG-13 YA-ARW Plus Handbooks	28,195
Columbian Rope Company, Auburn, New York	Glider Tow Rope Assembly with Intercommunication Cord	1,200
Commonwealth Engrg. Company of Ohio, Dayton, Ohio	Electrical Tow Target Release Device	2,750
Contl. Avtn. and Engrg. Corporation, Detroit, Michigan	Development of Fuel Metering Device	53,714
Contl. Avtn. and Engrg. Corporation, Detroit, Michigan	Two 2 Each Fuel Controls for Pulse-Jet Engines	1,716
Cook Electric Company, Chicago, Ill.	Antenna and Electronic Equipment for Radar Set	72,981
Cornell Aeronautl. Lab. Incorporation, Buffalo, New York	Investigation of the Air Exchange Problem in Supersonic Wind Tunnels	19,172

Curtiss-Wright Corporation, Airplane Division, Columbus, Ohio
 Curtiss-Wright, Propeller Division, Caldwell, New Jersey
 Curtiss-Wright Corporation, Propeller Division, Caldwell, New Jersey

Dow Chemical Company, Midland, Michigan
 East Coast Aeronautics Incorporated, New York, N.Y.
 Eastern Rotorcraft Company, Glenside, Pa.
 Eastman Kodak Company, Rochester, New York
 Eclipse-Pioneer Bendix Aviation Corporation, Teterboro, New Jersey
 Eclipse-Pioneer Bendix Aviation Corporation, Teterboro, New Jersey
 Eclipse-Pioneer Bendix Aviation Corporation, Teterboro, New Jersey
 Eclipse-Pioneer Bendix Aviation Corporation, Teterboro, New Jersey
 EI Tel-McCullough Inc., San Bruno, California
 Electro-Impulse Laboratory, Red Banks, New Jersey
 Electronic Asts, Incorporated, Long Branch, New Jersey
 Emerson Engrg. Corporation, Chicago, Ill.
 Esterline-Angus Company, Incorporated, Iple, Ind.
 Fairchild Aircraft Division, Fairchild Engine and Airplane Corporation, Hagerstown, Maryland
 Fairchild Eng. and Airplane, New York, N.Y.
 Fairchild Cam and Instnt. Corporation, Jamaica, New York
 Falk Corporation, Milwaukee, Wisconsin
 Federal Aircraft Works, Minneapolis, Minn.
 Federal Telecontions Labs. Incorporated, Nutley, New Jersey
 Federal Telecontions Labs. Incorporated, Nutley, New Jersey
 Federal Telecontions Labs. Incorporated, Nutley, New Jersey
 Federal Telecontions Labs. Incorporated, Nutley, New Jersey
 Federal Telecontions Labs. Incorporated, Nutley, New Jersey
 Federal Telecontions Labs. Incorporated, Nutley, New Jersey
 Firestone Tire and Rubber Company, Akron, Ohio
 Flader Frederic Incorporated, N. Tonawanda, New York
 Flader Frederic Incorporated, N. Tonawanda, New York
 Foote Mineral Company, Philadelphia, Pa.

General Electric Company, Schenectady, New York
 General Electric Company, Syracuse, New York
 General Laboratory Asts, Incorporated, Norwich, New York
 General Laboratory Asts, Incorporated, Norwich, New York
 General Motors Corporation, Allison Division, Indianapolis, Ind.
 General Electric Company, Schenectady, New York
 General Precision Lab. Inc., Pleasantville, New York
 Germain Manufacturing, Chicago, Ill.
 Giannini G.M. and Company, Incorporated, Pasadena, California
 Giannini G.M. and Company, Incorporated, Pasadena, California
 Giannini G.M. and Company, Incorporated, Pasadena, California
 Gibbons Machine Company, Tipp City, Ohio
 Goodyear Aircraft Corporation, Akron, Ohio

Goodyear Aircraft Corporation, Akron, Ohio
 Goodyear Aircraft Corporation, Akron, Ohio
 Goodyear Tire and Rubber Company, Inc., Akron, Ohio
 Goodyear Tire and Rubber Company, Inc., Akron, Ohio
 Goodyear Tire and Rubber Company, Inc., Akron, Ohio
 Goodyear Tire and Rubber Company, Inc., Akron, Ohio

Repairs to XP-87 Airplane Damaged in Wheels-up Landing at Kuroc Service to Cover 30 Hours Endurance of the Development Test of Propeller Flight Vibration Stress Survey of C636-P Propeller Assembly with Design 1129 Blades on B-36A and B-36B Airplanes
 Research on Powder Metallurgy of Magnesium
 10 Thick Skin Magnesium Rings
 Tie-Down Device
 Modification of 35 MM Camera and Development of a High Speed Camera Indicators
 Regulator
 Stable Platform
 Fuel Flow Indicators
 Related Components for Radar System
 Test Networks
 Modification Kit
 Bomb-Drop Test Assembly
 Milliammeters
 Design and Construction of Experimental Sub Panels in C-47 Aircraft

Research and Development of Engine
 Projection Printer and Reproducible Drawings
 Gear Drive Speed Increaser for Whirl Rig in the Propeller Laboratory
 Conversion of A-26 Aircraft to Ground Vehicle to be used as a Shimmy Test Cart
 Speech Compression Communication System
 Engineering Services in Connection with Development of R.F. Cable Landing System Exp. Model
 Radar Antenna
 Automatic Plotting Equipment
 VHF Omnidirectional Broadband
 Track Type Landing Gear
 Component Parts and Accessories for XJ55-FF-1 Engines
 Test Stand-Master Tachometer
 Continuation of Research under Basic Contract to Develop Zirconium Base Heat Resistant Alloys and Research Directed Toward Elimination of Hafnium from Zirconium
 Investigation of Radio Noise Generation and Aircraft Electrical Rotating Machinery
 Investigation and Res. in Connection with Long Range Communication
 Radio Interference Generation and Susceptibility
 Interference Reduction Quality Indicator
 Turbo Jet Engines Tools
 Gun Sights
 Continuation of Research
 Tie-Down Device
 Valve Rings Blades and Rivets for Pulse Jet Engines
 Control Assemblies
 Compass System
 Design and Furnish Handle Socket Wrench and Torque
 Continuation of Services and Materials Requisite to Adapt a Government Furnished C-54 Aircraft
 Services and Materials
 Windshield Assembly
 46 x 9 Wheels and Brakes
 Wheels and Brakes
 Wheels and Brakes
 Wheels and Brakes

33,350
 10,076
 24,964
 121,578
 514,468
 3,705
 27,932
 7,242
 5,497
 59,000
 42,519
 150,000
 6,582
 19,022
 17,594
 1,475
 37,257
 3,000,600
 43,227
 58,690
 15,547
 58,850
 21,655
 490,000
 93,500
 78,000
 23,968
 99,550
 69,058
 20,200
 64,643
 44,162
 50,000
 33,303
 14,497
 298,825
 67,671
 216,273
 1,370
 8,425
 48,723
 9,792
 19,778
 29,137
 290,153
 34,633
 3,670
 10,828
 8,266
 19,098

Source: Director of Procurement and Industrial Planning, Deputy Chief of Staff, Materiel, USAF, Hq.

TABLE 197.-- NEGOTIATED CONTRACTS AWARDED BY THE AIR FORCE FOR RESEARCH AND DEVELOPMENT: 19 MAY THROUGH 3 JUN, 1948. Continued

(Required by Section 2(c)11 of Public Law 413, 80th Congress)

Name and Address of Contractor	Type of Work	Amount of Contract
Goodyear Tire and Rubber Company, Inc., Akron, Ohio	Track Landing Gear	\$ 94,435
Graflex Incorporated, Rochester, New York	Study Phase 1 Preliminary to Development of K-41 Camera	8,149
Gresham and Company, Inc., Kansas City, Mo.	2 Ea. Vehicle Hose Reel	76,602
H-T Electronics Labs., Miam.	Modification of High Voltage Generator	13,922
Hamilton Watch Company, Lancaster, Pa.	Chronometers and Engineering Data	5,211
Heins, Dr. Albert E., Pittsburgh, Pa.	Research of Radiation from Stocks	2,600
Hughes Tool Company, Hughes Aircraft Co. Div., Culver City, Cal.	Navigation System	175,617
Hughes Tool Co., Culver City, California	Fire Control Systems	300,000
Hughes Tool Co., Hughes Aircraft Co., Culver City, California	Research Analysis	197,409
Hydro-Aire Inc., Burbank, California	Experimental Valve	1,550
Hydro-Aire Inc., Burbank, California	Valves	1,350
Industrial Scientific Co., New York, N.Y.	Development of Gas Temperature Measuring Device	30,000
Interstate Engrg. Corp., El Segundo, California	Research and Design	47,268
Interstate Engrg. Corp., El Segundo, California	Tie Down Device	4,997
Jaeger Watch Company, New York, N.Y.	Clocks	18,750
Joda Machine Products Co., Inc., Pontiac, Michigan	Prepare Designs of Fastenings	42,120
Jordanoff Corporation, New York, N.Y.	Handbook of Installation and Operating Fare 180 KC Lorax System	31,737
Kellett Aircraft Corporation, N. Wales, Pa.	Modification of Test Fixture	391,981
Kellett Aircraft Corporation, N. Wales, Pa.	Development of one Hydraulic Flight Control	45,472
Kidde Walter and Co. Inc., Belleville, New Jersey	Development and Test of Air Battles	16,528
Kings Electronics Company, Brooklyn, New York	Engineering Data Test Gages and 55 Sets of RF Connectors	17,829
Kings Electronics Company, Brooklyn, New York	Connectors	17,829
L. A. B. Corporation, Summit, New Jersey	Design Fabrication and Installation of Interferometer Framework for Supersonic Wind Tunnel	23,871
Lab. For Electronics Inc., Boston, Mass.	Exp. Model Improved Precision System for AN-CPN-4	165,195
Lear Inc., Grand Rapids, Michigan	Study and Development of Material Combinations Suitable for Nut and Screw Actuator Assemblies	1,500
Leach Relay Company, Los Angeles, California	Develop General Purpose Relay	10,850
Lear Inc., Grand Rapids, Michigan	Remote Control System for Air Craft Flight Testing and Data	236,025
Leland Electric Company, Dayton, Ohio	Design and Fabrication of Alternating 3 Current Generator	73,600
Link Aviation Inc., Binghamton, New York	Type C-8 Electrical System Trainer	14,947
Little Arthur D. Inc., Cambridge, Mass.	Gas Turbine Air Compressor	166,055
Litton Industries, San Carlos, California	Magnetrons	110,000
Lockheed Aircraft Corp., Burbank, California	Flight Test Time Not to Exceed 24 Hours Including Normal Maintenance and Modifications Associated with Flight Testing	44,160
Lockheed Aircraft Corp., Burbank, California	Development of Methods for Producing Tapered Aircraft Skies by Press Forging	77,280
Marion Screw Products Company, Marion, Ind.	Testing Machine Impact	6,055
Marquardt Aircraft Company, Venice, California	Studies of Designs Construction and Tests	549,757
Martin, Glenn L. Company, Baltimore, Maryland	Fire Control System	376,034
Martin, Glenn L. Company, Baltimore, Maryland	Missiles	3,821,458
Metal Trims Inc., Youngstown, Ohio	Washer Print Quick Cycle and Engineering Data	8,658
Morse Instrument Corporation, Hudson, Ohio	Automatic Film Drive for Resel-Type Developer Van Dykes of Manufactures Drawings	31,563
New Products Manufacture Inc., Dayton, Ohio	Develop a Take-Up Assembly	2,748
New Products Manufacture Inc., Dayton, Ohio	Develop Platen and Platform Assembly	2,464
N. American Aviation Inc., Los Angeles, California	2 Flight Test Trainers Designated XT-28	1,859,810

N. American Aviation Inc., Los Angeles, California	Investigation of High Performance Hydraulic Systems	94,463
Northrop Aircraft Inc., Hawthorne, California	Redesign Oil System	7,273
Northrop Aircraft Inc., Hawthorne, California	Fabricate Test Stand	1,567
Optron Laboratory, Dayton, Ohio	Glass Discs	54,000
Packard Motor Car Company, Detroit, Michigan	Report Covering Preliminary Investigation of Metal Turbine Blades for Gas Engine	49,471
Parker Appliance Company, Cleveland, Ohio	Experimental Valve	996
Perkin-Elmer Corporation, Glensbrook, Conn.	Director	939,584
Piasecki Helicopter Corp., Morton, Pa.	Completion of Phase I and Partial Phase II Development	465,425
Polarad Electronics Company, New York, N.Y.	Development of L. Band Spectrum Analyzer	44,976
Pollack Dale, New London, Conn.	AM-FM Specialized Receiver Test Equipment	6,950
Polytechnic Res. and Dev. Co., Brooklyn, New York	R-F Wattmeters	165,795
Prewitt Aircraft Company, Wallingford, Conn.	Compilation of Rotary Ring Data	52,826
RCA Victor Division, Camden, New Jersey	Study of Shoran Principles	65,100
Raytheon Mfg. Company, Waltham, Mass.	Research in Connection with Development of a Frequency Magnetron and shall furnish 5 Models	36,000
Raytheon Mfg. Company, Waltham, Mass.	Computers	398,357
Reynolds Metal Co., Aluminum Division, Dayton, Ohio	Develop and Test a Method for Rolling and Leveling Tapered Aluminum Alloy Sheets	48,785
Reynolds Metal Co., Aluminum Division, Dayton, Ohio	Design Develop and Test Attachments or Auxiliary Equipment Usable on a Std. Type Extrusion Machine	23,959
Reynolds Metal Co., Aluminum Division, Dayton, Ohio	Research and Development to Cast Ingots from Aluminum Alloys and an Alloy Yet to be Specified	24,056
Rockwell-Hayward Engine Co., Los Angeles, California	Modification and Reworking of Starter Engines	49,931
Ryan Aeronautical Co., San Diego, California	32 AF Type XQ-2 Targets	1,769,538
Scintilla Magneto Division, Bendix Aviation Corp. Sidney, N.Y.	Ignition System and Control Panel	12,000
Servo Corp. of America, Lindenhurst, New York	Computer	4,939
Skydyne Inc., Port Jervis, New York	Development of Light Weight Reusable Shipping Containers	9,108
Sperry Gyroscope Co. Div., Bendix Aviation, Long Island, N.Y.	Flight Test	20,774
Sperry Gyroscope Co. Div., Bendix Aviation Corp., Long Island, N.Y.	Micro-Wave Omnidirectional Azimuth and Distance Indicating System	547,315
Sperry Gyroscope Co. Div., Bendix Aviation Corp., Long Island, N.Y.	Modification of Mackay Tower Facilities	200,206
Sprague Engrg. and Sales, Los Angeles, California	Aircraft Pressurized Cabin Leakage Testers and Data	21,237
Sprague Electric Company, N. Adams, Mass.	Capacitors for Pulse Forming Networks	14,589
Statham Laboratories Inc., Los Angeles, California	Development of CO ₂ Gas Analyzer for Fire Extinguisher Tests	18,680
Statham Laboratories Inc., Los Angeles, California	Telemetry Impressors	9,800
Steinthal W. and Co. Inc., New York, N.Y.	16 Ft. Parachutes	525
Stromberg-Carlson Co., Rochester, N.Y.	Development of Voice Recorder and Recorder Reproducer	190,000
Stupapoff Ceramic Mfg. Co., Latrobe, Pa.	Development of Ceramic Radomes	98,000
Summers Gyroscopes Co., Santa Monica, Cal.	Control Systems	29,167
Sundstrand Machine Tool Co., Rockford, Ill.	Hydraulic Units and Adapter Flanges	66,746
Sylvania Electric Products, Inc., Flushing, N.Y.	Development of Miniaturized Dual Control RF Pentode Electron Tube	32,368
Sylvania Electric Products, Inc., Flushing, N.Y.	Microwave Amplifier Tubes	78,177
Sylvania Electric Products Inc., Flushing, N.Y.	System	98,853
Taller and Cooper Inc., Brooklyn, N.Y.	Scale Differential Pressure	18,070
Taylor Tubes Inc., Chicago, Ill.	Evaluating Tube Designs and Data	5,000
Techno-Scientific Co., Yonkers, N.Y.	Narrow Band Filter Net System	76,937
Thompson Products Inc., Cleveland, Ohio	Fuel Pumps	9,480
Tinius Olson Testing Machine Co., Philadelphia, Pa.	Machine Testing Universal	6,675

TABLE 197.-- NEGOTIATED CONTRACTS AWARDED BY THE AIR FORCE FOR RESEARCH AND DEVELOPMENT: 19 MAY THROUGH 3 JUNE, 1948. Continued

(Required by Section 2(c)(1) of Public Law 413, 80th Congress)

Name and Address of Contractor	Type of Work	Amount of Contract
Tufts College Trustees of Medford, Mass.	Legibility of Numerals and Printed Matter Used in Aircraft	\$ 18,700
U.S. Rubber Company, New York, N.Y.	Services to Develop a Coating for Aluminum or Magnesium Alloys	13,856
United Aircraft Corporation, E. Hartford, Conn.	Investigation of the Application of Vortex Generators to the Shortening of Wind Tunnel Diffusers	23,325
United Helicopters Inc., Palo Alto, California	Performance Flight Tests and Controlability Studies of the UH-12 Helicopter	20,000
Weatherhead Company, Cleveland, Ohio	Experimental Valve	700
Weatherhead Company, Cleveland, Ohio	Valves	2,900
Westcoast Engrg. Devel. Company, San Diego, California	Seat Pilot Ejection	18,895
Western Cartridge Co., Olin Industries Inc., East Alton, Ill.	Production of Hydrazine by a Direct Synthesis from the Elements or by Dehydrogenation of Ammonia	63,000
Westinghouse Electric Corporation, Dayton, Ohio	All Weather Approach Lighting System and Data	115,842
Westinghouse Electric Corporation, Dayton, Ohio	Fire Control System Suitably Arranged for Installation in XB-52	308,454
Wickes Engrg. and Constn. Co., Camden, New Jersey	Flight Progress Board	950
Wind Turbine Company, W. Chester, Pa.	Stainless Steel Tower	8,850
York Corporation, Cincinnati, Ohio	Design and Construction of Cold Chamber armament Lab. W-P AF Base	221,400
York Corporation, Cincinnati, Ohio	Cooling System for SS Wind Tunnel	21,125
York Corporation, Cincinnati, Ohio	Pressure and Air Drying Piping System for 1-4 Scale Model of SS Wind Tunnel	21,903

TABLE 198.-- DISPOSITION OF SURPLUS PROPERTY (EXCLUDING AIRCRAFT) IN CONTINENTAL US:
BY MONTH, JAN THROUGH DEC 1948

(Figures in parentheses are minus quantities)

Note:-- In thousands of dollars. Prior to 1 July 1948, declarations were made primarily to War Assets Administration but since that date disposal was made by the Department of the US Air Force. Disposition by the USAF includes transfer to other military components and other government agencies, donations, to institutions, transfer to salvage officers for disposition as scrap or small lots, abandonment or destruction, sale to contractors. Direct disposition is made without declaration to the disposal agency. Items withdrawn by the USAF are those which have been declared but for various reasons are later withdrawn from surplus.

Year and Month	Action By USAF			Action by Disposal Agency		
	Declared	Direct Disposition	Awaiting Action (End of Period)	Withdrawn by USAF	Delivery and Scrap Orders Received by USAF	Awaiting Delivery Orders (End of Period)
	Military Property (Excluding Aircraft)					
<u>Total</u> (Sep 1945 through 31 Dec 1948)	<u>\$2,347,841</u>	<u>\$3,058,427</u>	<u>\$41,993</u>	<u>\$576,976</u>	<u>\$2,146,691</u>	<u>\$22</u>
<u>Total - 1948</u>	<u>78,606</u>	<u>41,267</u>	<u>41,993</u>	<u>15,084</u>	<u>122,572</u>	<u>22</u>
January	26,124	5,762	53,821	3,668	29,986	122,430
February	17,137	3,026	55,791	833	18,192	106,069
March	10,199	3,393	62,515	1,689	13,281	82,335
April	6,356	2,857	61,179	1,663	10,394	64,984
May	2,593	1,179	57,035	2,658	5,829	53,065
June	19,267	2,617	64,215	1,388	21,047	30,275
July	1,440	1,178	62,354	542	15,561	15,457
August	(942)	3,264	58,193	262	1,185	13,069
September	1,192	4,053	53,990	1,776	1,812	10,673
October	(4,735)	4,629	45,549	271	4,561	1,105
November	(19)	4,178	41,513	17	247	822
December	(6)	5,126	41,993	317	477	22

Source: Operations, Supply Division, Air Materiel Command, USAF, Hq.

TABLE 199.-- DISPOSITION OF USAF EXCESS AND SURPLUS PROPERTY (OTHER THAN REAL PROPERTY) IN ACTIVE OVERSEAS COMMANDS: FROM WORLD WAR II CUMULATIVE TO 31 DEC 1948

(Value in thousands of dollars)

Activity	Total	Alaskan Air Command	Caribbean Air Command	Army Advisory Group in China	US Air Forces in Europe	Pacific Total	Far East Air Forces	Pacific Air Command
<u>Total Disposal Actions</u>	<u>\$4,225,260</u>	<u>\$67,599</u>	<u>\$156,219</u>	<u>\$46,781</u>	<u>\$1,249,950</u>	<u>\$2,704,711</u>	<u>\$2,553,355</u>	<u>\$151,356</u>
<u>Dispositions</u>	<u>2,333,661</u>	<u>59,773</u>	<u>114,458</u>	<u>44,809</u>	<u>610,050</u>	<u>1,504,571</u>	<u>1,379,490</u>	<u>125,081</u>
Declared Surplus to Disposal Agencies . .	1,221,478	23,769	51,762	44,715	563,170	538,062	459,498	78,564
Destroyed or Abandoned Transfers (with or without reimbursement)	106,122	2,759	38,645	-	5,690	59,028	58,749	279
Other (turned in to salvage officers, donations, etc.)	46,707	404	117	-	41,190	4,996	18	4,978
	959,354	32,841	23,934	94	0	902,485	861,225	41,260
<u>Redistributions</u>	<u>1,891,599</u>	<u>7,826</u>	<u>41,761</u>	<u>1,972</u>	<u>639,900</u>	<u>1,200,140</u>	<u>1,173,865</u>	<u>26,275</u>
Returned to Zone of Intericr	1,613,075	7,826	41,520	46	638,100	1,125,583	1,104,582	21,001
Shipped to another Command	78,524	-	241	1,926	1,800	74,557	69,283	5,274

TABLE 200.-- DECLARATIONS TO DISPOSAL AGENCIES OF USAF SURPLUS PROPERTY (OTHER THAN REAL PROPERTY) IN ACTIVE COMMANDS, BY QUANTITIES AND VALUE: FROM WORLD WAR II CUMULATIVE TO 31 DEC 1948

(Value in thousands of dollars)

Active Commands	USAF Complete Aircraft		USAF Property Other Than Complete Aircraft	
	Number	Value	Long Tons	Value
<u>Total</u>	<u>4,306</u>	<u>\$257,467</u>	<u>460,437</u>	<u>\$964,011</u>
Alaskan Air Command	137	11,294	3,634	12,475
Caribbean Air Command	219	18,206	31,815	33,556
Army Advisory Group in China	225	39,578	4,677	5,137
US Air Forces in Europe	2,527	94,680	305,340	468,490
<u>Pacific - Total</u>	<u>1,198</u>	<u>93,709</u>	<u>114,971</u>	<u>444,353</u>
Far East Air Forces	843	49,132	105,203	410,366
Pacific Air Command	355	44,577	9,768	33,987

Source: Data presented in the above tables are derived from report "Property Disposition in Overseas Commands" (Reports Control Symbol WDGSP-46) submitted by overseas commands and consolidated by Plans and Control Office of Supply Group, Logistics Division, GSUSA.

TABLE 201.—SAVINGS BOND PURCHASES IN CONTINENTAL US AND OVERSEAS: JAN THROUGH DEC, 1948

Month	Civilians Participating in Class A Pay Reservation Plan	Percentage of Civilian Employees Participating in Class A Pay Reservation Plan	Average Amount Allotted by Civilian Employees	Percentage of Total Pay Allotted by Civilian Employees	Cash Purchases by Civilian Employees	Military Allottees Participating	Average Amount Allotted by Military Personnel	Cash Purchases by Military Personnel	Total Cash Purchases by Civilian and Military Personnel
January . .	31,647	28.5	\$33.00	3.9	\$95,249	23,479	\$21.00	\$257,688	\$352,937
February . .	30,713	26.3	26.00	3.0	86,259	24,911	22.00	119,914	206,173
March . . .	33,179	27.2	33.00	4.8	58,239	26,154	22.00	153,159	211,398
April . . .	31,416	26.3	27.00	3.8	57,019	20,645	22.00	106,324	163,343
May	33,546	26.3	28.50	4.1	85,467	27,811	23.50	130,522	215,989
June . . .	33,032	26.8	27.00	3.9	89,029	28,493	22.00	160,968	249,997
July . . .	46,630	41.5	20.00	3.2	35,708	20,644	26.00	99,075	134,783
August . .	51,436	43.3	19.00	3.4	62,204	22,962	22.00	95,571	157,775
September .	52,644	34.4	19.00	2.7	70,275	22,811	22.00	95,153	165,428
October . .	52,844	33.8	20.00	2.8	57,654	21,433	22.00	110,063	167,717
November .	58,320	37.5	19.00	3.0	58,406	22,082	23.00	127,433	185,839
December .	61,250	39.2	19.00	3.1	52,548	21,780	24.00	130,314	182,862

Source: Personnel Services Division, Director of Military Personnel, USAF, Hq.

TABLE 202.-- CIVILIAN SUGGESTION AND AWARD PROGRAMS: JAN THROUGH DEC, 1948

Note:-- This table covers Continental US and Pacific Air Command for the entire year and Alaskan Air Command, September through December.

Month	Suggestion Program				Awards Program	
	Suggestions Received	Suggestions Adopted	Awards Paid	Total Estimated Savings ^{a/}	Exceptional Awards Approved	Meritorious Awards Approved
Total	<u>11,285</u>	<u>2,264</u>	<u>\$87,420.05</u>	<u>\$2,910,404.19</u>	<u>13</u>	<u>38</u>
January	751	116	4,190.69	116,306.41	3	5
February	957	157	7,762.63	767,369.54	-	-
March	890	164	5,835.13	121,934.96	-	-
April	964	196	5,806.85	157,869.34	-	5
May	872	179	7,339.86	162,310.57	3	5
June	920	161	6,446.06	137,125.88	1	5
July	717	192	5,093.52	162,812.55	2	-
August	855	183	6,171.34	155,478.13	-	13
September	786	200	8,805.86	397,025.52	3	-
October	993	314	12,682.98	246,738.00	-	5
November	1,204	215	3,972.72	184,719.21	1	-
December	1,376	187	8,312.41	300,714.08	-	-

^{a/} Savings are estimated for first year following adoption of suggestions. Savings from many suggestions involving safety, health, improvement of quality of work, and morale are not included as the savings are intangible.

Source: Placement and Employee Relation Division, Deputy Chief of Staff, Personnel, USAF, Hq.

TABLE 203.-- SUMMARY OF USAF CIVILIAN RETIREMENT FUND TRANSACTIONS, CONTINENTAL US: AS OF 31 DEC, 1948.

Summary Nomenclature	Amount
Total of individual retirement account balances December 31, 1947	\$ 40,034,140.48
Current year payroll deductions (calendar year 1948)	15,283,934.23
Total of individual retirement account balances December 31, 1948	51,668,128.47

Source: Standards Division, Office of Director of Civilian Personnel, Deputy Chief of Staff-Personnel, USAF, Hq.

TABLE 204.-- US AIR FORCE AID SOCIETY STATEMENT OF CASH RECEIPTS FROM, AND FINANCIAL ASSISTANCE RENDERED
TO USAF PERSONNEL: 31 DEC 1948

Note:-- This table does not include \$229,000, funds allotted to the military units; \$22,560, cash grants made to Air Force personnel and their dependents through the Army Emergency Relief and the American Red Cross; and \$2,547 sundry expenses, applicable to military units. All the amounts above are borne by the Air Force Aid Society (a corporation). This table also excludes \$219,566, excess funds of the military units, remitted to the Society during the year. Minus figures are enclosed in parentheses.

Months	Receipts (in excess of) or (deficiency)	Receipts					
		Total	Membership	Memorials	Donations	Loan Repayments	Miscellaneous
Aggregate (1 Mar 1946 <u>a/</u> through 31 Dec 1948)	\$ (28,244)	\$1,286,014	\$754,053	\$1,318	\$91,431	\$712,774	\$26,438
1948 - Total	49,905	783,101	269,214	355	59,224	430,571	23,737
January	45,604	85,555	52,611	69	13,908	18,323	644
February	(7,767)	32,807	4,777	7	470	27,332	221
March	(8,958)	40,026	4,403	-	809	35,049	(235)
April	(15,054)	31,732	403	20	356	30,953	-
May	(19,882)	26,020	156	-	761	25,103	-
June	(18,892)	35,192	1,242	-	2,454	31,392	104
July	(10,653)	48,116	16,348	5	3,254	27,519	990
August	115,972	217,482	142,964	57	22,009	35,690	16,762
September	(3,460)	78,963	28,637	167	6,416	43,119	624
October	(10,811)	50,306	6,074	-	1,423	38,937	3,872
November	352	83,340	10,848	10	4,588	67,139	755
December	(16,546)	53,562	751	20	2,776	50,015	-


Month	Disbursements					
	Total	Loans		Grants		Authorized Expenses
		Number	Amount	Number	Amount	
Aggregate (1 Mar 1946 <u>a/</u> through 31 Dec 1948)	\$1,314,258	22,337	\$1,231,533	698	\$79,833	\$2,892
1948 - Total	733,196	12,023	687,487	349	43,913	1,796
January	39,951	767	38,874	18	1,001	76
February	40,574	742	38,516	23	2,029	29
March	48,984	851	45,294	21	3,633	57
April	46,786	785	44,339	19	2,401	46
May	45,902	853	44,147	23	1,684	71
June	54,084	914	50,674	22	3,313	97
July	58,769	993	54,287	29	4,333	149
August	101,510	1,546	91,957	64	9,000	553
September	82,423	1,327	76,786	38	5,334	303
October	61,117	943	58,346	28	2,629	142
November	82,988	1,272	79,297	28	3,534	157
December	70,108	1,030	64,970	36	5,022	116

a/ Air Force Aid Society, a civilian corporation incorporated under laws of District of Columbia, 9 March 1942. On 1 March 1946, the Air Force Aid Society was authorized to begin operating as the official emergency relief organization of the Air Force (See AFR 166-1, dated 5 October 1948).

Source: Headquarters Unit, Air Force Aid Society.

PART XIII.....

RESERVE FORCES (Includes Air Scouts)



AIR RESERVE FORCES, (INCLUDES AIR SCOUTS)

The Reserve Forces, as reported in this "part", Part XIV, of the Statistical Digest comprises the Air National Guard (ANG), the US Air Force Reserve (USAFR), the Air Force Reserve Officers Training Corps (Air ROTC), and the Civil Air Patrol (CAP), including those persons not on extended active duty. The functions performed by the USAF Headquarters in support of the Reserve Forces includes such training assistance as is extended by the Air Force to the Air Scout training program; for that reason Air Scout data is included in this part of the publication.

The 1947 edition of the Digest covered Air National Guard, Air Reserve, and Air Reserve Officers Training Corps. Tables and other information pertaining to Civil Air Patrol and the Air Scouts appear for the first time with this issue as do certain phases of the first three mentioned Reserve Forces.

Air National Guard

The personnel coverage in Tables 205; 207; 208; and 209 include those officers and enlisted men assigned to "Federally Recognized Air Units" of the Air National Guard. The officer strength includes all officers assigned to an air unit whether or not they have been federally recognized. Table 205 specifically shows the rate of increase or decrease of current authorized and assigned officer and enlisted strength over the previous month's report. The other three tables, mentioned in numerical order, show combined (officer and enlisted), officer, and enlisted personnel by state and also for the territories of Hawaii and Puerto Rico.

Table 206 "Air National Guard Personnel Strength and Number of Units: Allotted, Sep 1948; Actual, Jan through Dec, 1948" is based on federally recognized units strength plus the strength of units inspected for federal recognition and ties in with Table 150-pages 263 through 267 of 1947 "Statistical Digest" with the exception of the federally recognized unit development throughout the year. Of the 514 Air National Guard Units nearing completion, the majority are federally recognized. A 100 percent federal recognition is practically assured by the middle of 1949.

Table 210 of this publication shows three geographical changes in Air Forces by states in 1948, affecting Air National Guard as well as all Air Force activities. Wing changes by states may be found in Table 211.

The Air National Guard training is summarized in Table 212, which gives the number of units trained in each wing, the number of personnel receiving training, and the date and location of the training activity.

The final table in this series gives a picture of the funds administered by project for the Air National Guard.

Air Reserve

Air Reserve strength figures may be found in Tables 214 through 219. Tables 215; 216; and 217 are comparable to Table 157 in the 1947 "Digest", giving a combined, an officer, and an enlisted strength report by state and by quarter for 1948. Table 214 is a new table as are 218 and 219. The former summarizes the Air Force Reserve Strength, by grade and by type of assignment for each quarter while 218 reports Permanent Party Personnel (Officers, Enlisted and Civilian) by Air Force and by month; and 219, the last mentioned table, gives the officers retired list made available at the time the 1948 publication was released for printing.

Under organization the changes from the old AF BU(RT) designations to the new AFRTC designations as well as the base and AFRTC operation satellite locations are to be found in Table 220. Permanent Party personnel as of 31 Dec, 1948 is also shown in this table.

Tables 221; 222; and 223 carry out still further the classification and development of Air Force units throughout the year and show the wing development by Air Force and by month for 1948. These tables tie in generally with tables 155 and 156 of the 1947 Statistical Digest.

USAF Reserve Training, both Active Duty and Inactive Duty by "Other Major Command" and at "Continental Air Command", has been furnished by COMAC in Tables 224 through 227. It may be noted that only totals were available for February through June 1948 for Active Duty Training by Other Major Commands as no breakdown on this data was prepared for the above mentioned period. Footnotes and headnotes explain other points of inquiry.

Table 228 gives the 1948 funding report for USAF Reserve by project number and title. Part of the desired information was not available and because of the emphasis being placed on the USAF Reserve program, it is anticipated that the next issue of the USAF Statistical Digest will present a more detailed insight into the program.

Air Force Reserve Officers' Training Corps

Detailed statistics are presented on students formally enrolled in the Air Force ROTC program as of the midyear enrollment (1947-1948), end of school year (1948-1949). A summary by year of course and by type of instruction is given in Table 230 while a more detailed breakdown by institution is shown in Table 229. A companion table to the "Formal Enrollment, by Race" (Table 230) is reported in the "Students Not Formally Enrolled", Table 231.

Table 229 continues the information found under Table 165 of the 1947 Statistical Digest but is expanded to show a break for Negro personnel under ROTC training.

"Funds Administered by USAF as Direct Support from Army Appropriations for Air Force Reserve Officers' Training Corps: Fiscal Years, 1948 and 1949" are found in Table 232 of this publication.

AIR RESERVE FORCES, (INCLUDES AIR SCOUTS), Continued

Civil Air Patrol

"Civil Air Patrol, auxiliary to the USAF, was established by Public Law No. 557, 80th Congress, 26 May 1948, as a permanent volunteer civilian auxiliary of the Air Force. Its mission is to organize public-spirited, air-minded American citizens into a volunteer, semi-military organization trained and equipped to assist in meeting National and local emergencies and is devoted to the general advancement of aviation in all its phases by developing a continuing group of 100,000 or more carefully selected CAP cadets between the ages of 15 and 17 (inclusive).

CAP was initially established in the Office of Civilian Defense, 8 December 1941, and was transferred to the War Department by Executive Order, 29 April 1943. Commanding General, AAF, was charged with its supervision and direction and National Headquarters, CAP, was established as an exempted activity under this headquarters. Under Public Law No. 476, 79th Congress, approved, 1 July 1946, the Civil Air Patrol was incorporated and declared to be a body corporate by the name of Civil Air Patrol. From this, it was established a civilian auxiliary under above mentioned law (No. 557) and the Secretary of the Air Force was authorized to extend aid to the CAP.

National Headquarters for CAP is located at Bolling AFB and commanded by Air Force general officers and an Air Force liaison office was established in each of the 51 wings (48 states, DC and territories - Alaska and Hawaii.

Tables in this section cover such items as strength - Tables 233 and 234 - showing Active and Inactive Personnel by state and territory, and Actual Civil Air Patrol Strength; Table 235 gives a list of Civil Air Patrol wings with liaison office location; and Table 236 is a listing of the Red, White, and Blue requirements in training courses that were in effect as of 31 December 1948. (These requirements are subject to frequent changes.)

No decision has been made as to the extent of financial aid which will be furnished to CAP by USAF so funding reports were not available for this publication as were those for Air National Guard, Air Reserve, and Air Reserve Officers' Training Corps.

Air Scouts

Air Force cooperation with Air Scouts program has been provided since the program was initiated in 1941, when General Arnold offered the Director of Senior Scouting, Boy Scouts of America, the support and cooperation of the USAF. The mission of this program is to assist in the general development of youth, age 15 through 17 years, in the fundamental principles of citizenship, patriotism, and leadership while incidentally providing an opportunity for the Senior Scouts to learn aviation essentials and to obtain a better understanding of their age and its significance.

Primary responsibility of the USAF Support of the program has been delegated to the Commanding General, Continental Air Command. Air Force Scout Liaison officers have been assigned to the twelve Regional Boy Scout offices as listed in Table 238, page 336, of this issue. This table together with Table 237 "Air Scout Personnel Report: 31 Dec, 1948"--summarizing available data on Unit Members, Senior Scout Outfit Members, Units, and Senior Scout Enrollment (See Scouts; Explorer Scouts, Outfits, Air Scouts, and Rovers) are the initial reports for this organization.

Cost of the USAF cooperation with the Air Scout program has been estimated by Hq, ConAC at approximately \$108,200. The figure represents the indirect cost of salaries and expenses of the USAF personnel assigned to the Air Scout Program. It is anticipated that more comprehensive figures on funding may be had for the 1949 publication of the "Digest".

It will be noted that tables on Aircraft do not appear under Reserve Forces in this publication. This is due to the change in classification since the last publication of the "Digest".

TABLE 205.-- STATUS OF AIR NATIONAL GUARD PERSONNEL AND UNITS SHOWING INCREASE OR DECREASE OVER PREVIOUS MONTH, BY MONTH: JAN THROUGH DEC, 1948

End of Month	Number of Units	Increase	Current Authorized Strength					Assigned Strength				
			Aggregate			Officers	Enlisted	Aggregate			Officers	Enlisted
			Strength	Increase or Decrease				Strength	Increase or Decrease			
				Number	Percent	Number	Percent					
Jan. . . .	350	6	35,395	820	2.4	5,388	30,007	19,423	895	4.8	3,671	15,752
Feb. . . .	353	3	35,593	198	0.6	5,403	30,190	20,063	640	3.3	3,721	16,342
Mar. . . .	365	12	37,794	2,201	6.2	5,605	32,189	21,058	995	5.0	3,859	17,199
Apr. . . .	382	17	39,879	2,085	5.5	5,917	33,962	22,031	973	4.6	4,070	17,961
May. . . .	388	6	40,696	817	2.0	6,068	34,628	23,070	1,039	4.7	4,195	18,875
Jun. . . .	406	18	43,648	2,952	7.3	6,349	37,299	29,048	5,978	26.0	4,350	24,698
Jul. . . .	419	13	45,067	1,419	3.3	6,516	38,551	29,576	528	1.8	4,534	25,042
Aug. . . .	423	4	45,735	668	1.5	6,589	39,146	29,170	-406	-1.4	4,604	24,566
Sep. . . .	439	16	47,926	2,191	4.8	6,785	41,141	29,836	666	2.3	4,670	25,166
Oct. . . .	462	23	51,698	3,772	7.9	7,138	44,560	30,969	1,133	3.8	4,874	26,095
Nov. . . .	465	3	52,373	675	1.3	7,172	45,201	33,255	2,286	7.4	5,020	28,235
Dec. . . .	488	23	54,655	2,282	4.4	7,512	47,143	35,799	2,544	7.6	5,368	30,431

TABLE 206.-- AIR NATIONAL GUARD PERSONNEL STRENGTH AND NUMBER

Note:-- This table shows strength of federally recognized units plus strength of units inspected for federal

Line Number		September 1948		January				February					
		Allotted		Officers and Warrant Officers				Airmen	Officers and Warrant Officers				Airmen
		Number of Units	Authorized Strength	Total Officers	Hated	Non-hated	Warrant Officers		Total Officers	Hated	Non-hated	Warrant Officers	
1	Total	514	58,138	3,638	2,492	1,145	40	15,718	2,718	2,515	1,202	27	16,381
2	Alabama	10	971	93	60	33	-	360	96	61	35	-	379
3	Arizona	4	353	38	38	-	-	168	39	38	1	-	171
4	Arkansas	4	353	50	41	9	-	296	50	41	9	-	285
5	California	41	5,578	195	163	32	4	798	210	170	40	3	831
6	Colorado	16	2,326	166	85	81	-	603	170	83	87	-	658
7	Connecticut	7	1,020	104	52	52	3	421	107	54	53	3	466
8	Delaware	4	353	33	29	4	1	182	34	30	4	1	192
9	District of Columbia	7	1,020	94	52	42	2	344	91	49	42	2	360
10	Florida	4	353	35	27	8	-	200	38	29	9	-	221
11	Georgia	19	2,274	194	143	51	2	1,112	201	145	56	2	1,148
12	Hawaii	4	353	48	34	14	-	268	48	36	12	-	279
13	Idaho	4	353	37	33	4	-	185	43	39	4	-	198
14	Illinois	26	2,669	126	79	47	-	513	132	78	54	-	557
15	Indiana	11	1,359	90	56	34	2	242	89	56	33	2	287
16	Iowa	11	1,373	75	63	12	-	423	75	63	12	-	424
17	Kansas	4	353	44	29	15	1	261	43	28	15	1	250
18	Kentucky	6	615	67	43	24	1	203	63	42	21	1	202
19	Louisiana	5	747	24	16	8	-	176	26	18	8	-	149
20	Maine	6	615	85	50	29	-	468	85	56	29	-	456
21	Maryland	4	353	40	32	8	-	197	38	31	7	-	198
22	Massachusetts	18	1,883	193	123	70	2	822	197	123	74	2	855
23	Michigan	16	1,850	83	57	26	-	319	82	57	25	-	345
24	Minnesota	11	1,359	68	43	25	1	253	68	43	25	1	251
25	Mississippi	4	353	31	23	8	1	191	31	23	8	1	192
26	Missouri	18	1,886	156	101	55	1	799	159	98	61	1	792
27	Montana	4	353	39	34	5	-	141	39	34	5	-	147
28	Nebraska	4	353	35	25	10	-	220	35	25	10	-	218
29	Nevada	4	353	-	-	-	-	-	-	-	-	-	-
30	New Hampshire	4	353	22	19	3	-	108	21	18	3	-	111
31	New Jersey	10	968	58	39	19	1	374	59	39	20	1	367
32	New Mexico	4	353	36	31	5	1	157	36	31	5	1	167
33	New York	39	4,568	163	93	70	5	492	170	94	76	4	540
34	North Carolina	5	758	-	-	-	-	-	-	-	-	-	-
35	North Dakota	4	353	37	30	7	-	204	37	30	7	-	199
36	Ohio	27	2,997	187	148	39	1	496	204	159	45	1	601
37	Oklahoma	10	968	107	72	35	1	400	107	69	38	1	416
38	Oregon	8	1,141	92	44	48	2	364	93	43	50	2	367
39	Pennsylvania	34	3,810	79	37	42	-	316	80	38	42	-	338
40	Puerto Rico	4	353	19	14	5	1	119	16	12	4	1	147
41	Rhode Island	5	744	-	-	-	-	-	-	-	-	-	-
42	South Carolina	4	353	39	32	7	-	171	39	31	8	-	177
43	South Dakota	4	353	40	34	6	1	151	38	32	6	1	163
44	Tennessee	10	968	118	70	48	-	456	120	65	55	-	476
45	Texas	23	2,641	129	84	45	3	405	138	90	48	2	418
46	Utah	4	353	40	28	12	1	198	39	28	11	1	200
47	Vermont	4	353	47	42	5	-	263	47	42	5	-	267
48	Virginia	4	353	29	25	4	1	121	33	26	7	1	127
49	Washington	12	1,538	41	30	11	-	154	41	31	10	-	161
50	West Virginia	4	353	42	31	11	-	167	43	34	9	-	163
51	Wisconsin	11	1,373	36	19	11	1	167	27	19	8	1	167
52	Wyoming	4	353	40	34	6	-	300	41	34	7	-	298

OF UNITS: ALLOTTED SEP 1948; ACTUAL, JAN THROUGH DEC.1948.

recognition as reported on National Guard Bureau Form 48. No other strength is included.

March					April					May					Line Number
Officers and Warrant Officers				Airmen	Officers and Warrant Officers				Airmen	Officers and Warrant Officers				Airmen	
Total Off-icers	Rated	Non-rated	Warrant Off-icers		Total Off-icers	Rated	Non-rated	Warrant Off-icers		Total Off-icers	Rated	Non-rated	Warrant Off-icers		
3,819	2,584	1,235	27	17,103	4,058	2,724	1,334	40	17,935	4,201	2,778	1,423	45	18,944	1
99	64	35	-	403	109	72	37	-	405	113	78	35	-	403	2
39	38	1	-	197	37	36	1	-	191	37	36	1	-	202	3
42	34	8	-	284	43	34	9	-	272	43	38	5	-	269	4
208	168	40	3	863	250	196	54	4	1,002	242	193	49	4	1,050	5
199	99	100	-	682	191	94	97	-	669	202	94	108	-	621	6
107	56	51	3	465	104	53	51	3	475	105	53	52	3	511	7
36	32	4	1	206	38	34	4	1	196	39	35	4	1	195	8
87	49	38	2	354	95	56	39	2	370	96	54	42	2	379	9
38	29	9	-	217	40	29	11	-	240	38	27	11	-	268	10
197	144	53	2	1,126	187	133	54	2	1,149	202	135	67	2	1,164	11
46	35	11	1	281	45	33	12	1	297	44	32	12	1	293	12
44	40	4	-	190	44	40	4	-	188	42	38	4	-	207	13
137	81	56	-	576	141	85	56	-	603	154	91	63	1	795	14
95	62	33	2	320	95	59	36	2	386	98	63	35	2	431	15
80	65	15	-	447	83	68	15	-	441	87	70	17	-	470	16
43	28	15	1	246	43	28	15	1	225	47	32	15	1	221	17
64	40	24	-	304	63	38	25	-	200	67	42	25	1	206	18
26	17	9	-	152	27	19	8	-	162	41	21	20	-	233	19
87	58	29	-	452	87	56	31	-	445	86	55	31	-	447	20
40	33	7	-	200	43	36	7	-	242	42	36	6	-	258	21
204	124	80	2	899	209	128	81	2	923	210	126	84	2	970	22
81	57	24	-	370	108	77	31	-	437	130	95	35	-	469	23
71	47	24	1	261	67	47	20	1	273	75	44	31	1	328	24
37	25	12	1	196	37	25	12	1	209	37	25	12	1	215	25
157	101	56	1	840	163	99	64	1	828	164	99	65	1	815	26
37	32	5	-	152	37	31	6	-	159	35	30	5	-	162	27
34	25	9	-	241	41	31	10	-	238	39	29	10	-	230	28
-	-	-	-	-	44	39	5	-	45	44	39	5	-	66	29
20	17	3	-	124	19	16	3	-	122	20	16	4	-	126	30
66	47	19	1	361	69	48	21	1	362	73	49	24	1	382	31
37	31	6	1	171	34	28	6	1	173	32	26	6	1	168	32
183	98	85	4	668	194	102	92	3	703	211	106	105	4	808	33
14	11	3	-	46	23	18	5	-	59	29	22	7	1	66	34
35	28	7	-	192	41	28	13	-	189	38	29	9	-	185	35
204	163	41	1	651	225	168	57	2	779	228	168	60	3	836	36
109	69	40	1	429	100	61	39	1	442	106	63	43	-	481	37
100	47	53	2	383	99	46	53	2	399	99	46	53	2	399	38
81	40	41	-	358	80	39	41	-	368	81	42	39	-	385	39
18	12	6	1	160	21	12	9	1	173	20	12	8	1	182	40
-	-	-	-	-	-	-	-	-	-	-	-	-	-	-	41
34	27	7	-	134	41	33	8	-	182	40	32	8	-	186	42
43	38	5	1	187	43	38	5	1	196	43	38	5	1	194	43
121	66	55	-	469	121	72	49	-	470	121	72	49	-	461	44
139	90	49	2	450	143	94	49	2	465	160	101	70	3	496	45
42	31	11	1	200	43	33	10	1	213	44	35	9	1	253	46
47	41	6	-	266	46	40	6	-	255	47	39	8	-	259	47
33	26	7	1	138	34	28	6	1	137	36	28	8	1	165	48
40	30	10	-	166	82	47	35	2	301	87	50	37	2	326	49
41	32	9	-	166	44	35	9	-	169	43	33	10	-	183	50
34	22	12	1	224	43	28	15	1	226	43	28	5	1	238	51
43	35	8	-	286	42	34	8	-	282	41	33	8	-	287	52

TABLE 206.-- AIR NATIONAL GUARD PERSONNEL STRENGTH AND NUMBER

Note:-- This table shows strength of federally recognized units plus strength of units inspected for federal

State	June					July				
	Officers and Warrant Officers				Airmen	Officers and Warrant Officers				Airmen
	Total Officers	Rated	Non-Rated	Warrant Officers		Total Officers	Rated	Non-Rated	Warrant Officers	
1 <u>Total</u>	<u>4,417</u>	<u>2,881</u>	<u>1,536</u>	<u>51</u>	<u>24,789</u>	<u>4,529</u>	<u>2,956</u>	<u>1,573</u>	<u>53</u>	<u>25,205</u>
2 Alabama	117	78	39	-	509	118	83	35	-	518
3 Arizona	36	35	1	-	224	35	34	1	-	218
4 Arkansas	41	38	3	-	259	39	34	5	-	267
5 California	280	219	61	6	1,705	316	281	35	6	1,840
6 Colorado	192	89	103	1	757	195	91	104	1	781
7 Connecticut	104	52	52	3	668	104	52	52	2	671
8 Delaware	40	36	4	1	249	41	36	5	1	248
9 District of Columbia	101	59	42	2	687	100	57	43	2	696
10 Florida	43	33	10	1	264	41	31	10	1	276
11 Georgia	214	142	72	2	1,258	209	144	65	2	1,390
12 Hawaii	44	32	12	1	297	41	32	9	1	283
13 Idaho	42	38	4	-	233	41	39	2	-	242
14 Illinois	159	96	63	1	983	174	108	66	1	959
15 Indiana	111	69	42	2	501	122	69	53	2	535
16 Iowa	93	67	26	-	638	102	69	33	-	628
17 Kansas	47	32	15	1	255	48	33	15	1	249
18 Kentucky	67	41	26	1	268	77	49	28	1	273
19 Louisiana	41	19	22	-	370	41	19	22	-	364
20 Maine	81	49	32	-	441	80	49	31	-	417
21 Maryland	43	38	5	-	301	42	37	5	-	290
22 Massachusetts	217	129	88	2	1,368	221	129	92	2	1,299
23 Michigan	139	92	47	-	726	142	85	57	-	758
24 Minnesota	82	52	30	2	505	92	54	38	2	467
25 Mississippi	39	27	12	1	265	39	27	12	1	270
26 Missouri	166	101	65	2	986	163	99	64	2	939
27 Montana	34	28	6	-	153	31	25	6	-	151
28 Nebraska	38	27	11	-	279	36	25	11	-	277
29 Nevada	47	40	7	-	144	47	40	7	-	146
30 New Hampshire	21	17	4	-	125	24	20	4	-	156
31 New Jersey	78	53	25	1	529	80	56	24	1	522
32 New Mexico	32	25	7	1	181	38	31	7	1	193
33 New York	214	104	110	4	1,551	223	105	118	4	1,604
34 North Carolina	39	30	9	-	107	42	32	10	1	109
35 North Dakota	38	30	8	-	191	36	27	9	-	194
36 Ohio	270	199	71	3	1,234	265	192	73	4	1,282
37 Oklahoma	112	70	42	1	531	116	69	47	1	529
38 Oregon	94	37	57	2	516	97	37	60	2	490
39 Pennsylvania	103	59	44	-	510	101	56	45	-	501
40 Puerto Rico	21	13	8	-	192	21	12	9	-	205
41 Rhode Island	9	-	9	-	55	9	-	9	-	53
42 South Carolina	37	28	9	-	237	39	30	9	-	241
43 South Dakota	40	36	4	1	200	39	35	4	1	200
44 Tennessee	120	73	47	1	518	121	71	50	1	542
45 Texas	177	104	73	3	771	185	104	81	3	899
46 Utah	43	34	9	1	302	44	34	10	1	251
47 Vermont	48	39	9	-	262	48	42	6	-	273
48 Virginia	36	26	10	1	184	35	27	8	1	187
49 Washington	92	55	37	2	443	96	53	43	2	459
50 West Virginia	41	30	11	-	210	41	30	11	-	212
51 Wisconsin	53	30	23	1	326	53	31	22	2	322
52 Wyoming	41	31	10	-	301	39	31	8	-	289

OF UNITS: ALLOTTED SEP 1948: ACTUAL, JAN THROUGH DEC 1948. Continued

recognition as reported on National Guard Bureau Form 48. No other strength is included.

August				September					October						
Officers and Warrant Officers				Airmen	Officers and Warrant Officers				Airmen	Officers and Warrant Officers				Airmen	
Total Off-icers	Rated	Non-Rated	Warrant Off-icers		Total Off-icers	Rated	Non-Rated	Warrant Off-icers		Total Off-icers	Rated	Non-Rated	Warrant Off-icers		
4,605	2,944	1,661	53	24,981	4,707	2,003	1,704	53	25,518	4,841	2,077	1,764	57	26,219	1
119	80	39	-	543	122	81	41	-	564	135	85	50	-	574	2
36	35	1	-	238	37	36	1	-	232	37	36	1	-	222	3
45	40	5	-	264	41	35	6	-	261	46	40	6	-	264	4
343	242	101	6	1,962	370	254	116	5	2,006	394	260	134	6	2,105	5
189	90	99	1	793	186	84	102	1	810	192	35	107	1	827	6
103	48	55	3	680	102	48	54	3	673	101	50	51	3	669	7
42	38	4	1	252	43	39	4	1	257	44	40	4	1	258	8
96	54	42	2	682	96	54	44	2	697	98	55	43	2	681	9
48	37	11	1	266	47	36	11	1	255	44	32	12	1	252	10
220	117	103	3	1,324	216	134	82	3	1,314	213	137	76	3	1,397	11
42	30	12	1	289	42	30	12	1	284	42	29	13	1	281	12
40	39	1	-	237	38	36	2	-	233	36	33	3	-	232	13
176	108	68	1	899	191	120	71	1	968	195	118	77	1	1,044	14
118	74	44	2	488	119	75	44	2	541	128	85	43	2	581	15
105	70	35	-	635	103	70	33	-	674	113	70	43	1	674	16
47	33	14	1	253	46	33	13	1	231	48	33	15	1	239	17
77	49	28	1	282	79	41	38	1	281	79	56	23	1	284	18
40	19	21	-	360	40	19	21	-	351	40	19	21	-	354	19
80	51	29	-	385	78	50	28	-	386	83	56	27	-	384	20
42	37	5	-	292	42	37	5	-	299	43	37	6	-	291	21
224	131	93	2	1,170	221	133	88	2	1,239	215	132	83	2	1,284	22
138	92	46	-	764	133	94	39	-	791	142	102	40	-	793	23
90	52	38	2	462	102	60	42	2	517	101	60	41	2	550	24
38	27	11	1	260	36	26	10	1	262	45	33	12	1	260	25
182	114	68	2	928	184	104	80	2	920	187	103	84	2	965	26
35	29	6	1	142	35	29	6	1	148	35	29	6	1	157	27
36	24	12	-	235	36	24	12	-	237	35	24	11	-	243	28
47	40	7	-	145	45	39	6	-	154	39	34	5	-	156	29
28	23	5	-	154	26	21	5	-	155	29	24	5	-	169	30
78	54	24	1	513	81	56	25	1	500	82	56	26	1	491	31
38	31	7	1	184	40	32	8	1	184	37	28	9	1	192	32
234	119	115	3	1,583	234	122	112	3	1,570	239	127	112	2	1,580	33
48	35	13	1	126	54	38	16	1	143	53	37	16	1	160	34
39	32	7	-	192	39	33	6	-	206	37	31	6	-	218	35
262	190	66	4	1,314	272	196	76	3	1,364	277	204	73	5	1,382	36
115	69	46	-	513	113	68	45	-	536	114	67	47	-	549	37
93	34	59	2	491	96	37	59	2	492	94	38	56	2	496	38
99	55	44	-	507	98	57	41	-	518	101	41	60	-	522	39
21	12	9	-	203	24	14	10	1	209	24	14	10	1	204	40
9	1	8	-	58	42	28	14	-	120	42	28	14	-	129	41
37	28	9	-	244	34	26	8	-	199	39	31	8	-	248	42
39	35	4	1	196	38	34	4	1	195	41	35	6	1	202	43
118	67	51	1	532	117	68	49	1	525	115	67	48	1	550	44
192	104	88	2	940	192	96	96	3	971	180	97	83	3	975	45
44	34	10	1	291	45	34	11	1	285	46	34	12	1	283	46
48	42	6	-	245	47	41	6	-	250	48	41	7	-	256	47
34	26	8	1	188	31	24	7	1	197	39	30	9	1	207	48
101	52	49	2	470	115	54	61	2	502	118	53	65	2	523	49
41	31	10	-	218	41	31	10	-	220	42	32	10	-	219	50
51	32	19	2	326	51	33	18	2	323	51	33	18	3	390	51
38	32	6	-	263	45	39	6	-	257	43	36	7	-	253	52

TABLE 206.-- AIR NATIONAL GUARD PERSONNEL STRENGTH AND NUMBER OF UNITS: ALLOTTED SEP 1948; ACTUAL, JAN THROUGH DEC, 1948. Continued

Note:-- This table shows strength of federally recognized units plus strength of units inspected for federal recognition as reported on National Guard Bureau Form 48. No other strength is included.

State	November					December				
	Officers and Warrant Officers				Airmen	Officers and Warrant Officers				Airmen
	Total Off-icers	Rated	Non-rated	Warrant Off-icers		Total Off-icers	Rated	Non-rated	Warrant Off-icers	
Total	5,023	3,186	1,837	60	28,343	5,319	3,315	2,004	63	30,462
Alabama	140	90	50	-	666	142	90	52	-	702
Arizona	42	40	2	-	227	47	45	2	-	252
Arkansas	47	40	7	-	267	47	40	7	-	269
California	412	275	137	7	2,289	439	286	153	7	2,438
Colorado	197	84	113	1	831	207	89	118	1	875
Connecticut	106	52	54	3	654	105	54	51	3	645
Delaware	44	40	4	1	279	46	41	5	1	281
District of Columbia	96	55	41	2	701	100	55	45	3	707
Florida	42	31	11	1	276	42	32	10	1	303
Georgia	225	144	81	3	1,452	228	142	86	3	1,486
Hawaii	44	37	7	1	279	44	37	7	1	279
Idaho	35	32	3	-	232	36	32	4	-	238
Illinois	211	121	90	2	1,081	229	128	101	3	1,151
Indiana	127	84	43	2	665	133	84	49	2	705
Iowa	111	68	43	1	703	109	67	42	1	815
Kansas	47	32	15	1	231	46	31	15	1	241
Kentucky	a/ 79	47	32	1	285	81	49	32	1	297
Louisiana	46	24	22	-	357	53	25	28	-	369
Maine	87	53	34	-	396	88	53	35	-	409
Maryland	44	38	6	-	268	44	38	6	-	262
Massachusetts	217	132	85	2	1,363	237	132	105	2	1,473
Michigan	144	104	40	-	825	153	105	48	-	918
Minnesota	102	58	44	1	571	121	70	51	1	638
Mississippi	44	32	12	1	261	49	37	12	1	303
Missouri	191	113	78	2	1,201	201	108	93	3	1,269
Montana	37	34	3	1	197	38	32	6	1	223
Nebraska	34	24	10	-	256	42	31	11	-	256
Nevada	45	39	6	-	172	46	40	6	-	160
New Hampshire	30	25	5	-	207	32	27	5	-	214
New Jersey	83	58	25	1	472	85	58	27	1	498
New Mexico	37	28	9	1	213	42	33	9	1	219
New York	286	155	131	2	1,957	334	175	159	2	2,276
North Carolina	54	37	17	1	242	55	37	18	-	322
North Dakota	40	33	7	-	224	40	33	7	-	222
Ohio	279	200	79	5	1,564	289	199	90	6	1,710
Oklahoma	128	75	53	1	596	128	74	54	1	651
Oregon	89	35	54	2	515	90	35	55	2	543
Pennsylvania	101	34	67	-	546	154	83	71	-	684
Puerto Rico	26	15	11	1	217	26	15	11	1	215
Rhode Island	44	29	15	-	159	44	28	16	-	176
South Carolina	42	33	9	-	302	43	34	9	-	303
South Dakota	41	34	7	1	204	40	34	6	1	213
Tennessee	119	69	50	1	593	121	72	49	1	642
Texas	192	115	77	3	990	203	119	84	3	1,077
Utah	45	33	12	1	295	44	33	11	1	288
Vermont	49	41	8	1	260	50	42	8	1	272
Virginia	47	36	11	1	266	46	34	12	1	286
Washington	122	54	68	2	616	126	55	71	2	648
West Virginia	42	31	11	-	225	44	33	11	-	245
Wisconsin	90	60	30	3	444	87	55	32	3	474
Wyoming	41	33	8	-	251	43	34	9	-	270

Source: Air Plans Group, Air Force Division, National Guard Bureau.

TABLE 207.-- AIR NATIONAL GUARD STRENGTH (OFFICER AND ENLISTED), BY STATE: BY QUARTER, 1948

State	Mar	Jun	Sep	Dec
<u>Total</u>	<u>21,058</u>	<u>29,048</u>	<u>29,836</u>	<u>35,799</u>
<u>Continental--Total</u>	<u>20,551</u>	<u>28,494</u>	<u>29,275</u>	<u>35,234</u>
Alabama	502	625	684	845
Arizona	236	259	269	298
Arkansas	326	299	302	317
California	1,076	1,960	2,048	2,930
Colorado	871	955	996	1,083
Connecticut	575	775	775	752
Delaware	243	289	301	328
District of Columbia	443	787	793	811
Florida	256	308	300	346
Georgia	1,326	1,525	1,554	1,711
Idaho	235	275	272	274
Illinois	715	1,144	1,122	1,386
Indiana	415	614	664	840
Iowa	526	736	772	938
Kansas	300	303	289	288
Kentucky	266	332	357	379
Louisiana	178	415	392	422
Maine	540	520	464	496
Maryland	240	344	340	305
Massachusetts	1,102	1,588	1,463	1,710
Michigan	448	860	924	1,048
Minnesota	333	587	623	761
Mississippi	234	305	299	353
Missouri	997	1,154	1,130	1,478
Montana	190	187	184	262
Nebraska	271	317	276	298
Nevada	-	192	201	217
New Hampshire	144	165	181	246
New Jersey	428	608	582	585
New Mexico	205	214	226	264
New York	868	1,776	1,822	2,610
North Carolina	62	146	197	377
North Dakota	227	230	243	262
Ohio	940	1,355	1,641	2,004
Oklahoma	539	641	647	780
Oregon	485	601	588	623
Pennsylvania	437	528	534	748
Rhode Island	-	64	148	222
South Carolina	218	274	272	346
South Dakota	231	241	234	254
Tennessee	591	621	653	764
Texas	592	1,012	1,095	1,332
Utah	244	346	331	333
Vermont	313	310	305	323
Virginia	171	198	228	333
Washington	206	537	615	776
West Virginia	208	250	258	289
Wisconsin	269	382	378	564
Wyoming	329	340	303	313
<u>Outside Continental U. S.--Total</u>	<u>507</u>	<u>554</u>	<u>561</u>	<u>565</u>
Territory of Hawaii	328	341	327	324
Puerto Rico	179	213	234	241

TABLE 208.-- AIR NATIONAL GUARD OFFICER STRENGTH BY STATE IN CONTINENTAL US AND OUTSIDE POSSESSIONS:
BY QUARTERS, 1948

State	Jan	Jun	Sep	Dec
<u>Total</u>	<u>3,859</u>	<u>4,350</u>	<u>4,670</u>	<u>5,368</u>
<u>Continental--Total</u>	<u>2,793</u>	<u>4,284</u>	<u>4,602</u>	<u>5,296</u>
Alabama	99	117	122	142
Arizona	39	36	37	46
Arkansas	42	41	41	47
California	211	270	342	447
Colorado	199	192	186	209
Connecticut	109	107	103	107
Delaware	37	41	44	47
District of Columbia	89	103	100	104
Florida	38	44	48	43
Georgia	199	214	219	233
Idaho	44	42	39	36
Illinois	136	161	179	232
Indiana	97	113	120	135
Iowa	80	93	103	110
Kansas	44	48	47	47
Kentucky	65	69	76	82
Louisiana	26	41	40	53
Maine	87	81	78	88
Maryland	40	43	42	43
Massachusetts	204	223	222	237
Michigan	80	140	135	150
Minnesota	72	84	104	123
Mississippi	38	40	37	50
Missouri	158	166	187	206
Montana	37	34	36	39
Nebraska	35	38	36	42
Nevada	-	48	48	46
New Hampshire	20	21	26	32
New Jersey	67	79	82	86
New Mexico	36	33	41	43
New York	187	218	238	337
North Carolina	16	40	54	55
North Dakota	35	38	37	40
Ohio	221	222	276	296
Oklahoma	110	110	112	129
Oregon	102	94	98	92
Pennsylvania	81	90	84	140
Rhode Island	-	9	32	44
South Carolina	34	37	34	43
South Dakota	44	41	39	41
Tennessee	121	117	117	122
Texas	131	166	179	204
Utah	44	44	46	45
Vermont	47	48	47	51
Virginia	33	16	32	47
Washington	40	94	117	128
West Virginia	41	41	41	44
Wisconsin	35	56	54	90
Wyoming	43	41	45	43
<u>Outside Continental U.S.-Total</u>	<u>66</u>	<u>66</u>	<u>68</u>	<u>72</u>
Territory of Hawaii	47	45	43	45
Puerto Rico	19	21	25	27

TABLE 209.-- AIR NATIONAL GUARD ENLISTED STRENGTH, BY STATE, IN CONTINENTAL US AND OUTSIDE POSSESSIONS:
BY QUARTER, 1948

State	Mar	Jun	Sep	Dec
<u>Total</u>	<u>17,199</u>	<u>24,698</u>	<u>25,166</u>	<u>30,431</u>
<u>Continental - Total</u>	<u>16,758</u>	<u>24,210</u>	<u>24,673</u>	<u>29,938</u>
Alabama	403	508	562	703
Arizona	197	223	232	252
Arkansas	284	258	261	270
California	865	1,690	1,706	2,483
Colorado	672	763	810	874
Connecticut	466	668	672	645
Delaware	206	248	257	281
District of Columbia	354	684	593	707
Florida	218	264	252	303
Georgia	1,127	1,311	1,335	1,478
Idaho	191	233	233	238
Illinois	579	983	943	1,154
Indiana	318	501	544	705
Iowa	446	643	669	828
Kansas	256	255	242	241
Kentucky	201	263	281	297
Louisiana	152	374	352	369
Maine	453	439	386	408
Maryland	200	301	298	262
Massachusetts	898	1,365	1,241	1,473
Michigan	368	720	789	898
Minnesota	261	503	519	638
Mississippi	196	265	262	303
Missouri	839	988	943	1,272
Montana	153	153	148	223
Nebraska	236	279	240	256
Nevada	-	144	153	171
New Hampshire	124	144	155	214
New Jersey	361	529	500	499
New Mexico	169	181	185	221
New York	681	1,558	1,584	2,273
North Carolina	46	106	143	322
North Dakota	192	192	206	222
Ohio	719	1,133	1,365	1,708
Oklahoma	429	531	535	651
Oregon	383	507	490	541
Pennsylvania	356	438	450	608
Rhode Island	-	55	116	178
South Carolina	184	237	238	303
South Dakota	187	200	195	213
Tennessee	470	504	536	642
Texas	461	846	916	1,128
Utah	200	302	285	288
Vermont	266	262	258	272
Virginia	138	182	196	286
Washington	166	443	498	648
West Virginia	167	209	217	245
Wisconsin	234	326	324	474
Wyoming	286	299	258	270
<u>Outside Continental U.S - Total</u>	<u>441</u>	<u>488</u>	<u>493</u>	<u>493</u>
Territory of Hawaii	281	296	284	279
Puerto Rico	160	192	209	214

TABLE 210.-- CHANGES WITHIN NUMBERED AIR FORCE AREAS AFFECTING AIR NATIONAL GUARD: JAN THROUGH DEC, 1948

I January to July		
<u>First Air Force</u>	<u>Second Air Force</u>	<u>Fourth Air Force</u>
1. Connecticut 2. Delaware 3. Maine 4. Massachusetts 5. New Hampshire 6. New Jersey 7. New York 8. Rhode Island 9. Vermont	1. Colorado 2. Illinois 3. Iowa 4. Kansas 5. Michigan 6. Minnesota 7. Missouri 8. Nebraska 9. North Dakota 10. South Dakota 11. Wisconsin 12. Wyoming	1. Arizona 2. California 3. Idaho 4. Montana 5. Nevada 6. Oregon 7. Utah 8. Washington
<u>Tenth Air Force</u>	<u>Eleventh Air Force</u>	<u>Fourteenth Air Force</u>
1. Arkansas 2. Louisiana 3. New Mexico 4. Oklahoma 5. Texas	1. District of Columbia 2. Indiana 3. Kentucky 4. Maryland 5. Ohio 6. Pennsylvania 7. Virginia 8. West Virginia	1. Alabama 2. Florida 3. Georgia 4. Mississippi 5. North Carolina 6. South Carolina 7. Tennessee
<u>Territory of Hawaii</u>		
<u>Puerto Rico</u>		

II July to August

<u>First Air Force</u>	<u>Fourth Air Force</u>	<u>Tenth Air Force</u>	<u>Fourteenth Air Force</u>
1. Connecticut 2. Delaware 3. District of Columbia 4. Kentucky 5. Maine 6. Maryland 7. Massachusetts 8. New Hampshire 9. New Jersey 10. New York 11. Ohio 12. Pennsylvania 13. Rhode Island 14. Vermont 15. Virginia 16. West Virginia	1. Arizona 2. California 3. Idaho 4. Montana 5. Nevada 6. Oregon 7. Utah 8. Washington <u>Territory of Hawaii</u> <u>Puerto Rico</u>	1. Colorado 2. Illinois 3. Indiana 4. Iowa 5. Kansas 6. Michigan 7. Minnesota 8. Missouri 9. Nebraska 10. North Dakota 11. South Dakota 12. Wisconsin 13. Wyoming	1. Alabama 2. Arkansas 3. Florida 4. Georgia 5. Louisiana 6. Mississippi 7. New Mexico 8. North Carolina 9. Oklahoma 10. South Carolina 11. Tennessee 12. Texas

III August through December

<u>First Air Force</u>	<u>Fourth Air Force</u>	<u>Tenth Air Force</u>	<u>Fourteenth Air Force</u>
1. Connecticut 2. Delaware 3. District of Columbia 4. Kentucky 5. Maine 6. Maryland 7. Massachusetts 8. Michigan 9. New Hampshire 10. New Jersey 11. New York 12. Ohio 13. Pennsylvania 14. Rhode Island 15. Vermont 16. Virginia 17. West Virginia	1. Arizona 2. California 3. Idaho 4. Montana 5. Nevada 6. Oregon 7. Utah 8. Washington <u>Territory of Hawaii</u> <u>Puerto Rico</u>	1. Colorado 2. Illinois 3. Indiana 4. Iowa 5. Kansas 6. Minnesota 7. Missouri 8. Nebraska 9. North Dakota 10. South Dakota 11. Wisconsin 12. Wyoming	1. Alabama 2. Arkansas 3. Florida 4. Georgia 5. Louisiana 6. Mississippi 7. New Mexico 8. North Carolina 9. Oklahoma 10. South Carolina 11. Tennessee 12. Texas

TABLE 211.-- CHANGES WITHIN WINGS AFFECTING THE AIR NATIONAL GUARD: JAN THROUGH DEC, 1948

I January to August

<u>Wing Number</u>	<u>States</u>
52	- New York, New Jersey, Delaware
53	- Pennsylvania, District of Columbia, Maryland, Virginia
54	- Georgia, Alabama, North Carolina, South Carolina, Florida, Mississippi, Tennessee
55	- Ohio, Indiana, Kentucky, West Virginia
60	- Washington, Oregon, Montana, Idaho
61	- California, Utah, Nevada
62	- California, Arizona
63	- Texas, Louisiana, Oklahoma, Arkansas, New Mexico
66	- Illinois, Michigan, Wisconsin
67	- Massachusetts, Rhode Island, Connecticut, Maine, New Hampshire, Vermont
71	- Missouri, Minnesota, Iowa, South Dakota, North Dakota
86	- Colorado, Kansas, Nebraska, Wyoming

Territory of Hawaii

Puerto Rico

II August through December

<u>Wing Number</u>	<u>States</u>
52	- New York, New Jersey, Delaware
53	- Pennsylvania, District of Columbia, Maryland, Virginia
54	- Georgia, Alabama, North Carolina, South Carolina, Florida, Mississippi, Tennessee
55	- Ohio, Kentucky, West Virginia, Michigan
60	- Washington, Oregon, Montana, Idaho
61	- California, Utah, Nevada
62	- California, Arizona
63	- Texas, Louisiana, Oklahoma, Arkansas, New Mexico
66	- Illinois, Wisconsin, Indiana
67	- Massachusetts, Rhode Island, Connecticut, Maine, New Hampshire, Vermont
71	- Missouri, Minnesota, Iowa, South Dakota, North Dakota
86	- Colorado, Kansas, Nebraska, Wyoming

Territory of Hawaii

Puerto Rico

Source: Air Plans Group, Air Force Division, National Guard Bureau

TABLE 212.-- AIR NATIONAL GUARD FIELD TRAINING, BY PERIOD OF TRAINING, SHOWING WING AND STATE: JAN THROUGH DEC, 1948

Wing and State Location	Units Trained	Personnel Receiving Training	Date of Training Period	Location
Total	385	26,405		
52nd Wing - Total	40	3,980		
Delaware	4	(214 (239	(16 - 20 June (7 - 21 Aug	New Castle County Airport New Castle County Airport
New Jersey	6	(230 (516	27 May - 2 June 10 - 24 July	Newark AAB Mc Guire AFB, Ft. Dix
New York	30	2,781	(5-6; 19-20 June (22 Aug - 5 Sep (22 Aug - 5 Sep	Floyd Bennett Field Floyd Bennett Field Hancock Field, Syracuse
53rd Wing - Total	21	1,759		
District of Columbia	6	(784	(31 Jul - 14 Aug	Dover, Delaware
Maryland	4	338	(31 Jul - 14 Aug	Greenville AFB, South Carolina
Pennsylvania	6	444	31 Jul - 14 Aug	Dover, Delaware
Virginia	4	193	31 Jul - 14 Aug	Dover, Delaware
54th Wing - Total	55	4,159		
Alabama	10	504	4 - 18 Jul	Eglin Field, Florida
Florida	4	(218 (277	13 - 27 Jun 29 Aug - 12 Sep	Jacksonville Municipal Airport Chatham Field, Georgia
Georgia	19	(384 (1,592	10 - 20 Jun 29 Aug - 12 Sep	Marietta and Chatham Field Chatham Field
Mississippi	4	211	11 - 25 Jul	Keesler Field
North Carolina	5	190	29 Aug - 12 Sep	Chatham Field, Georgia
South Carolina	4	263	29 Aug - 12 Sep	Chatham Field, Georgia
Tennessee	9	(137 (383	14 - 28 Jun 29 Aug - 12 Sep	Memphis Chatham Field
55th Wing - Total	27	1,556		
Indiana a/	-	-	-	-
Kentucky	5	283	21 Aug - 4 Sep	Atterbury AFB
Ohio	18	(97 (88 (861	10 - 14 Jun 12 - 15 Jun 17 - 31 Jul	Vandalia Columbus Dayton Municipal Airport Lockbourne Air Force Base Cleveland
West Virginia	4	225	21 Aug - 4 Sep	Atterbury AFB, Indiana
60th Wing - Total	12	647		
Idaho	4	160	6 - 20 Jun	Hamilton AFB, California
Montana	4	187	12 - 26 Jun	Gore Field
Oregon	-	-	-	-
Washington	4	300	12 - 26 Jun	McChord Field
61st Wing - Total	13	523		
California	9	317	15 - 29 Aug	Alameda, California
Nevada	-	-	-	-
Utah	4	206	22 Aug - 5 Sep	Salt Lake City Municipal Airport
62nd Wing - Total	22	2,945		
Arizona	4	248	13 - 26 Jun	Luke Field
California	18	(962 (1,735	23 - 27 March 15- 29 Aug	San Bernardino AAB and Van Nuys Lockheed Terminal Van Nuys San Bernardino

a/ Indiana reassigned from 55th Wing to 66th Wing in Aug 1948.

Source: Air Plans Group, Air Force Division, National Guard Bureau.

TABLE 212 --- AIR NATIONAL GUARD FIELD TRAINING BY PERIOD OF TRAINING, SHOWING WING AND STATE:
JAN THROUGH DEC 1948. continued

Wing and State Location	Units Trained	Personnel Receiving Training	Date of Training Period	Location
<u>63rd Wing - Total</u> . . .	<u>36</u>	<u>1,808</u>		
Arkansas	4	353	14 - 28 June	Adams Field
Louisiana	4	151	1 - 15 Aug	Eglin AFB No. 7, Florida
New Mexico	4	167	20 Aug - 3 Sep	Kirtland AFB
Oklahoma	10	392	15 - 29 Aug	Enid AFB
Texas	14	745	15 - 29 Aug	Ellington Field Hensley AFB Brooks AFB
<u>66th Wing - Total</u> . . .	<u>47</u>	<u>2,270</u>		
Illinois	17	930	1 - 15 Aug	Orchard Municipal Airport Peoria Municipal Airport Chicago Municipal Airport
Indiana	11	462	15 - 29 Aug	Baer Field, Ft. Wayne
Michigan	14	592	1 - 15 Aug	Camp Grayling
Wisconsin	5	286	1 - 15 Aug	Camp Williams
<u>67th Wing - Total</u> . . .	<u>40</u>	<u>2,664</u>		
Connecticut	7	618	22 Aug - 5 Sep	Bradley Field Brainard Field
Maine	6	411	21 Aug - 4 Sep	Dow AFB
Massachusetts	11	1,241	(7 - 21 Aug	Otis Field, Camp Edwards
New Hampshire	7			
Rhode Island	4	144	(22 Aug - 5 Sep	Otis Field, Camp Edwards
Vermont	1	53	31 Jul - 14 Aug	Orenier AFB
	1	197	22 Aug - 5 Sep	Brainard Field, Conr
	4		22 Aug - 5 Sep	Ft. Ethan Allen
<u>71st Wing - Total</u> . . .	<u>38</u>	<u>2,093</u>		
Iowa	9	464	14 - 28 Aug	Des Moines and Sioux City
Minnesota	6	499	25 July - 8 Aug	Camp Riley
Missouri	4	174	1 - 15 Aug	Rosecrans Field
	11	665	14 - 28 Aug	Jefferson Barracks - Lambert Fld-Cedalia
	-	49	(22 - 23 May	Lambert Field School
			(5 - 6, 19 - 20 June)	
North Dakota	4	36	14 - 18 Feb	Fargo Municipal Airport
South Dakota	4	206	13 - 20 Jun	Sioux Falls AAB
<u>86th Wing - Total</u> . . .	<u>26</u>	<u>1,464</u>		
Colorado	14	669	13 - 27 Jun	Buckley Field
Kansas	4	249	14 - 28 Aug	Wichita Municipal Airport
Nebraska	4	352	14 - 28 Aug	Lincoln AFB
Wyoming	4	194	15 - 29 Aug	Cheyenne Municipal Airport
<u>Outside United States.</u>	<u>8</u>	<u>529</u>		
Puerto Rico	4	251	1 - 15 Aug	San Juan
Hawaii	4	288	12 - 26 June	Hickam Field

TABLE 213.-- FUNDS ADMINISTERED BY USAF AS DIRECT SUPPORT FROM ARMY APPROPRIATIONS FOR AIR NATIONAL GUARD:
FISCAL YEARS, 1948 AND 1949

Project Number and Title	Estimated Obligations FY 1949 ^{a/}	Actual Obligations FY 1948
<u>Total</u>	<u>37,937,009</u>	<u>19,828,584</u>
110 Procurement of Supplies and Equipment	-	4,064,147
120 Procurement of Supplies and Equipment for Air Units	12,878,995	-
330 Repairs and Utilities, AF Facilities, Bomb and Target Range . .	25,000	250
422 Air Units Miscellaneous Operating Expense	166,989	294,418
432 Transportation of Air Property, Including Packing and Crating .	1,109,672	983,568
434 Modification, Repair and Maintenance of Air Units Equipment . .	18,680,245	10,017,549
441 Travel - Permanent Change of Station.	14,335	6,763
442 Travel - Military and Civilian Personnel other than Permanent Change Station	132,000	73,500
511 Army Units Field Training Expenses	2,100	-
512 Air Force Field Training Expenses	-	496,587
522 Air Force Schools, Including Training with Regular Army	-	2,383
530 Expenses of Enlisted Men of Army and Air Force with National Guard	427,673	305,115
542 Air Units Armory Drill Expenses	4,500,000	3,584,304

^{a/} Annual Funding Program from 1 July 1948 to 30 June 1949.

Source: Budget Operations Division, Directorate of Budget, Comptroller, USAF, Hq.

TABLE 214.-- US AIR FORCE RESERVE STRENGTH, BY GRADE, BY TYPE OF UNIT ASSIGNMENT, IN CONTINENTAL US: BY QUARTER, 1948

Grade	March				April				June				December			
	Total	Asgd To T/O&E	Asgd To Comp	No Unit Asgmt	Total	Asgd To T/O&E	Asgd To Comp	No Unit Asgmt	Total	Asgd To T/O&E	Asgd To Comp	No Unit Asgmt	Total	Asgd To T/O&E	Asgd To Comp	No Unit Asgmt
<u>Aggregate</u>	<u>427,863</u>	<u>35,529</u>	<u>17,754</u>	<u>374,580</u>	<u>427,960</u>	<u>42,967</u>	<u>31,126</u>	<u>353,867</u>	<u>419,282</u>	<u>43,320</u>	<u>41,911</u>	<u>334,051</u>	<u>459,983</u>	<u>38,133</u>	<u>49,277</u>	<u>372,573</u>
<u>Officers - Total . . .</u>	<u>234,365</u>	<u>17,988</u>	<u>14,295</u>	<u>202,082</u>	<u>234,462</u>	<u>20,987</u>	<u>24,315</u>	<u>189,160</u>	<u>232,188</u>	<u>21,254</u>	<u>32,982</u>	<u>177,952</u>	<u>244,615</u>	<u>21,075</u>	<u>38,352</u>	<u>185,188</u>
General	32	6	-	26	32	12	-	20	35	20	-	15	38	20	1	17
Colonel	1,250	83	130	1,037	1,250	84	205	961	1,352	108	296	948	1,452	107	307	1,038
Lieutenant Colonel .	6,166	325	612	5,229	6,066	360	1,084	4,622	5,909	381	1,487	4,041	7,463	396	1,697	5,370
Major	16,845	915	1,356	14,573	16,845	1,024	2,517	13,304	16,480	1,122	3,414	11,944	19,477	1,139	3,987	14,351
Captain	54,121	3,167	3,449	47,505	54,171	3,568	5,955	44,648	53,426	3,807	8,224	41,395	57,682	3,821	9,543	44,318
First Lieutenant . .	100,147	7,639	5,724	86,784	100,228	9,118	9,509	81,601	99,638	9,174	12,722	77,742	103,002	9,170	14,776	79,056
Second Lieutenant . .	55,804	5,852	3,024	46,928	55,870	6,821	5,045	44,004	55,348	6,642	6,839	41,867	55,400	6,408	8,017	40,975
Unknown	-	-	-	-	-	-	-	-	-	-	-	-	101	14	24	63
<u>Enlisted - Total . . .</u>	<u>193,498</u>	<u>17,541</u>	<u>3,459</u>	<u>172,498</u>	<u>193,498</u>	<u>21,980</u>	<u>6,811</u>	<u>164,707</u>	<u>187,094</u>	<u>22,066</u>	<u>8,929</u>	<u>156,099</u>	<u>215,368</u>	<u>17,058</u>	<u>10,925</u>	<u>187,385</u>
Grade 1	7,210	861	157	6,192	7,210	1,108	325	5,777	6,826	1,082	431	5,313	7,823	851	500	6,472
Grade 2	16,927	1,823	353	14,751	16,927	2,358	680	13,889	16,865	2,350	894	13,621	14,052	1,559	635	11,858
Grade 3	38,047	3,852	712	33,483	38,047	5,060	1,457	31,530	36,513	4,877	1,868	29,768	36,047	3,599	1,880	30,568
Grade 4	49,371	4,558	910	43,903	49,371	5,541	1,788	42,042	47,911	5,519	2,256	40,136	51,909	4,309	2,717	44,883
Grade 5	43,699	3,520	734	39,445	43,699	4,356	1,460	37,883	41,952	4,257	1,952	35,743	50,625	3,412	2,549	44,664
Grade 6	24,573	1,912	385	22,276	24,573	2,360	743	21,470	24,189	2,342	1,012	20,835	32,882	1,952	1,571	29,359
Grade 7	13,671	1,015	208	12,448	13,671	1,197	358	12,116	12,838	1,639	516	10,683	17,860	1,209	845	15,806
Unknown	-	-	-	-	-	-	-	-	-	-	-	-	4,170	167	228	3,775

TABLE 215.-- US AIR FORCE RESERVE STRENGTH, BY STATE, IN CONTINENTAL US: BY QUARTER, 1948

State	Mar	Jun	Sep	Dec
<u>Total</u>	<u>427,863</u>	<u>427,960</u>	<u>419,282</u>	<u>459,983</u>
Alabama	7,891	7,891	7,396	7,826
Arizona	2,346	2,346	2,161	2,429
Arkansas	6,283	6,283	5,797	6,604
California	31,252	31,252	29,780	38,087
Colorado	6,524	6,524	7,126	7,673
Connecticut	5,845	5,845	5,869	6,096
Delaware	658	658	659	655
District of Columbia	3,062	3,062	3,072	4,859
Florida	9,661	9,680	8,885	9,008
Georgia	8,860	8,860	7,983	7,571
Idaho	2,584	2,584	2,502	2,335
Illinois	17,994	18,072	19,022	25,877
Indiana	11,603	11,603	12,403	11,305
Iowa	9,167	9,167	9,878	8,725
Kansas	8,493	8,493	8,747	8,865
Kentucky	6,835	6,835	6,683	6,296
Louisiana	7,111	7,111	5,962	7,579
Maine	2,132	2,132	2,134	1,981
Maryland	5,473	5,473	5,512	5,513
Massachusetts	13,598	13,598	13,444	14,601
Michigan	16,802	16,802	16,384	16,066
Minnesota	6,791	6,791	7,389	7,900
Mississippi	4,779	4,779	4,484	4,669
Missouri	11,243	11,243	11,140	14,338
Montana	2,136	2,136	1,987	2,070
Nebraska	6,514	6,514	6,664	6,368
Nevada	601	601	539	576
New Hampshire	1,337	1,337	1,333	1,464
New Jersey	12,729	12,729	12,658	12,134
New Mexico	2,118	2,118	2,198	2,280
New York	34,672	34,689	34,329	42,458
North Carolina	6,925	6,925	6,684	5,771
North Dakota	1,007	1,007	1,447	1,856
Ohio	22,687	22,696	22,282	24,204
Oklahoma	10,585	10,585	10,054	11,911
Oregon	3,808	3,808	3,359	3,312
Pennsylvania	35,247	35,247	34,249	35,837
Rhode Island	1,622	1,622	1,603	1,881
South Carolina	4,008	4,008	4,278	3,038
South Dakota	1,806	1,806	1,994	1,843
Tennessee	9,802	9,802	9,263	8,299
Texas	33,708	33,682	31,389	34,256
Utah	3,865	3,865	3,541	3,751
Vermont	994	994	995	1,139
Virginia	4,342	4,342	4,247	5,989
Washington	6,057	6,057	5,356	6,329
West Virginia	3,779	3,779	3,764	4,910
Wisconsin	9,200	9,200	9,227	9,686
Wyoming	1,327	1,327	1,430	1,279
Unknown	-	-	-	484

TABLE 216.-- US AIR FORCE RESERVE OFFICER STRENGTH, BY STATE, IN CONTINENTAL US: BY QUARTER, 1948

State	Mar	Jun	Sep	Dec
<u>Total</u>	<u>234,365</u>	<u>234,462</u>	<u>232,188</u>	<u>244,615</u>
Alabama	3,800	3,800	3,715	3,369
Arizona	1,355	1,355	1,216	1,501
Arkansas	1,864	1,864	1,639	2,194
California	21,083	21,083	20,060	26,101
Colorado	3,662	3,662	4,264	4,060
Connecticut	3,673	3,673	3,697	3,580
Delaware	414	414	415	416
District of Columbia	1,760	1,760	1,770	2,856
Florida	5,821	5,840	5,735	4,898
Georgia	4,447	4,447	4,342	2,921
Idaho	1,222	1,222	1,177	1,175
Illinois	15,678	15,756	16,746	15,800
Indiana	6,687	6,687	6,687	6,125
Iowa	4,897	4,897	4,817	4,426
Kansas	3,683	3,683	3,643	3,780
Kentucky	2,878	2,878	2,882	2,681
Louisiana	3,688	3,688	2,928	3,874
Maine	1,113	1,113	1,116	990
Maryland	2,563	2,563	2,603	2,599
Massachusetts	8,670	8,670	8,671	9,337
Michigan	9,612	9,612	9,609	9,140
Minnesota	5,072	5,072	5,670	5,375
Mississippi	2,344	2,344	2,284	2,017
Missouri	3,199	3,199	3,214	5,253
Montana	1,097	1,097	972	1,075
Nebraska	2,701	2,701	2,661	2,601
Nevada	365	365	307	358
New Hampshire	712	712	714	827
New Jersey	8,231	8,231	8,291	7,635
New Mexico	1,047	1,047	1,152	1,141
New York	19,149	19,166	19,279	25,428
North Carolina	3,460	3,460	3,385	2,232
North Dakota	745	745	1,035	1,221
Ohio	13,989	13,998	14,018	13,215
Oklahoma	4,529	4,529	4,129	4,822
Oregon	2,480	2,480	2,136	2,145
Pennsylvania	12,805	12,805	12,815	14,539
Rhode Island	827	827	829	1,069
South Carolina	2,130	2,130	2,585	1,258
South Dakota	1,065	1,065	1,255	976
Tennessee	4,679	4,679	4,634	3,256
Texas	16,572	16,546	15,096	16,736
Utah	1,839	1,839	1,669	1,834
Vermont	503	503	504	573
Virginia	3,772	3,772	3,785	2,888
Washington	4,075	4,075	3,528	4,747
West Virginia	1,856	1,856	1,861	1,784
Wisconsin	5,904	5,904	5,900	5,817
Wyoming	648	648	748	605
Unknown	-	-	-	365

TABLE 217.-- US AIR FORCE RESERVE ENLISTED STRENGTH, BY STATE, IN CONTINENTAL US: BY QUARTER, 1948

State	Mar	Jun	Sep	Dec
Total	193,498	193,498	187,094	215,368
Alabama	4,091	4,091	3,681	4,457
Arizona	991	991	945	928
Arkansas	4,419	4,419	4,158	4,410
California	10,169	10,169	9,720	11,986
Colorado	2,862	2,862	2,862	3,613
Connecticut	2,172	2,172	2,172	2,516
Delaware	244	244	244	239
District of Columbia	1,302	1,302	1,302	2,003
Florida	3,840	3,840	3,150	4,110
Georgia	4,413	4,413	3,641	4,650
Idaho	1,362	1,362	1,325	1,160
Illinois	2,316	2,316	2,276	10,077
Indiana	4,916	4,916	5,716	5,180
Iowa	4,270	4,270	5,061	4,299
Kansas	4,810	4,810	5,104	5,085
Kentucky	3,957	3,957	3,801	3,615
Louisiana	3,423	3,423	3,034	3,705
Maine	1,019	1,019	1,018	991
Maryland	2,910	2,910	2,909	2,914
Massachusetts	4,928	4,928	4,773	5,264
Michigan	7,190	7,190	6,775	6,926
Minnesota	1,719	1,719	1,719	2,525
Mississippi	2,435	2,435	2,200	2,652
Missouri	8,044	8,044	7,926	9,085
Montana	1,039	1,039	1,015	995
Nebraska	3,813	3,813	4,003	3,767
Nevada	236	236	232	218
New Hampshire	625	625	619	637
New Jersey	4,498	4,498	4,367	4,499
New Mexico	1,071	1,071	1,046	1,139
New York	15,523	15,523	15,050	16,030
North Carolina	3,465	3,465	3,299	3,539
North Dakota	262	262	412	635
Ohio	8,698	8,698	8,264	10,989
Oklahoma	6,056	6,056	5,925	7,089
Oregon	1,328	1,328	1,223	1,167
Pennsylvania	22,442	22,442	21,434	21,298
Rhode Island	795	795	774	812
South Carolina	1,878	1,878	1,693	1,780
South Dakota	741	741	729	867
Tennessee	5,123	5,123	4,629	5,043
Texas	17,136	17,136	16,293	17,520
Utah	2,026	2,026	1,872	1,917
Vermont	491	491	491	566
Virginia	570	570	462	3,101
Washington	1,982	1,982	1,828	1,582
West Virginia	1,923	1,923	1,903	3,126
Wisconsin	3,296	3,296	3,327	2,869
Wyoming	679	679	682	674
Unknown	-	-	-	119

TABLE 218.-- AIR RESERVE PERMANENT PARTY PERSONNEL, CONTINENTAL AIR COMMAND, BY AIR FORCE, BY MONTH: JAN THROUGH DEC, 1948

(As of end of month figures)

Air Force by Month	Permanent Party				Air Force by Month	Permanent Party			
	Total	Officers	Enlisted Personnel	Civilian		Total	Officers	Enlisted Personnel	Civilian
<u>January - Total</u> . . .	<u>11,419</u>	<u>949</u>	<u>7,997</u>	<u>2,473</u>	<u>June - Total</u>	<u>10,990</u>	<u>990</u>	<u>6,751</u>	<u>3,249</u>
First Air Force . . .	1,775	160	1,093	523	First Air Force	1,714	173	984	557
Second Air Force . . .	2,311	163	1,603	545	Second Air Force	2,316	178	1,212	926
Fourth Air Force . . .	1,360	127	967	266	Fourth Air Force	1,238	127	847	264
Tenth Air Force . . .	1,342	125	946	271	Tenth Air Force	1,363	166	784	413
Eleventh Air Force . .	2,746	229	2,015	502	Eleventh Air Force	2,439	209	1,727	503
Fourteenth Air Force .	1,884	145	1,373	366	Fourteenth Air Force . . .	1,920	137	1,197	586
<u>February - Total</u> . . .	<u>11,516</u>	<u>968</u>	<u>8,007</u>	<u>2,541</u>	<u>July - Total</u>	<u>10,894</u>	<u>1,029</u>	<u>6,602</u>	<u>3,263</u>
First Air Force . . .	1,808	166	1,113	529	First Air Force	3,445	320	2,188	937
Second Air Force . . .	2,247	162	1,546	539	Fourth Air Force	1,245	136	840	269
Fourth Air Force . . .	1,345	129	950	266	Tenth Air Force	2,933	236	1,666	1,031
Tenth Air Force . . .	1,382	140	958	284	Fourteenth Air Force . . .	3,271	337	1,908	1,026
Eleventh Air Force . .	2,831	236	2,069	526	<u>August - Total</u>	<u>10,949</u>	<u>1,069</u>	<u>6,622</u>	<u>3,258</u>
Fourteenth Air Force .	1,903	135	1,371	397	First Air Force	3,662	344	2,276	1,042
<u>March - Total</u>	<u>11,344</u>	<u>996</u>	<u>7,749</u>	<u>2,599</u>	Fourth Air Force	1,244	144	828	272
First Air Force	1,810	175	1,090	545	Tenth Air Force	2,709	219	1,546	944
Second Air Force . . .	2,187	169	1,478	540	Fourteenth Air Force . . .	3,334	362	1,972	1,000
Fourth Air Force . . .	1,265	126	894	265	<u>September - Total</u>	<u>11,093</u>	<u>1,067</u>	<u>6,789</u>	<u>3,237</u>
Tenth Air Force	1,357	163	896	298	First Air Force	3,661	340	2,263	1,058
Eleventh Air Force . .	2,824	245	2,044	535	Fourth Air Force	1,244	146	824	274
Fourteenth Air Force .	1,881	118	1,347	416	Tenth Air Force	2,771	224	1,624	923
<u>April - Total</u>	<u>11,413</u>	<u>1,012</u>	<u>7,394</u>	<u>2,007</u>	Fourteenth Air Force . . .	3,417	357	2,078	982
First Air Force	1,785	176	1,068	541	<u>October - Total</u>	<u>11,616</u>	<u>1,105</u>	<u>7,222</u>	<u>3,289</u>
Second Air Force . . .	2,361	179	1,303	879	First Air Force	3,856	350	2,410	1,096
Fourth Air Force . . .	1,272	124	880	268	Fourth Air Force	1,283	149	862	272
Tenth Air Force	1,293	166	816	311	Tenth Air Force	2,918	237	1,751	930
Eleventh Air Force . .	2,826	237	2,034	555	Fourteenth Air Force . . .	3,559	369	2,199	991
Fourteenth Air Force .	1,876	130	1,293	453	<u>November - Total</u>	<u>12,719</u>	<u>1,077</u>	<u>8,314</u>	<u>3,228</u>
<u>May - Total</u>	<u>11,202</u>	<u>956</u>	<u>7,131</u>	<u>2,115</u>	First Air Force	4,133	338	2,673	1,122
First Air Force	1,763	174	1,036	553	Fourth Air Force	1,340	145	913	282
Second Air Force . . .	2,275	178	1,219	878	Tenth Air Force	3,317	237	2,138	942
Fourth Air Force . . .	1,260	124	865	271	Fourteenth Air Force . . .	3,929	357	2,590	982
Tenth Air Force	1,275	116	779	380	<u>December - Total</u>	<u>13,055</u>	<u>1,096</u>	<u>8,585</u>	<u>3,374</u>
Eleventh Air Force . .	2,691	229	1,964	498	First Air Force	1,836	157	1,079	600
Fourteenth Air Force .	1,938	135	1,268	535	Fourth Air Force	1,378	146	943	289
					Ninth Air Force	2,121	153	1,513	455
					Tenth Air Force	3,712	274	2,400	1,038
					Fourteenth Air Force . . .	4,008	366	2,650	992

Source: Hq., Continental Air Command, Mitchel Air Force Base, N.Y., and Statistical Services Division, Comptroller, USAF, Hq.

TABLE 219.-- MILITARY PERSONNEL PLACED ON AIR FORCE OF THE US OFFICERS RETIRED LIST, BY GRADE, BY DATE: 1948

Note:-- Officers were retired under "Title III, Public Law 810, 80th Congress", approved, 29 June 1948. Table below represents the number of officers who have taken advantage of above public law up to the time this publication goes to press. Figures are based on the eligible date of retirement rather than completion of processing date. Designated Air Force represents location from which officer made application for retirement.

Rank	Air Force From Which Retired							Date of Retirement
	Total	First	Fourth	Ninth	Tenth	Twelfth	Fourteenth	
<u>Total</u>	45	12	9	7	9	3	5	
Brigadier General - <u>Total</u> .	1	-	1	-	-	-	1	29 Jun 1948
Colonel - <u>Total</u>	16	4	4	2	1	-	5	
	14	4	4	2	-	-	4	29 Jun 1948
	1	-	-	-	-	-	1	31 Jul 1948
	1	-	-	-	1	-	-	31 Dec 1948
Lieutenant Colonel - <u>Total</u> .	19	5	2	2	5	3	-	
	16	4	3	3	5	1	-	29 Jun 1948
	1	1	-	-	-	-	-	30 Sep 1948
	1	-	-	-	-	1	-	30 Nov 1948
	1	-	-	-	-	1	-	31 Dec 1948
Major - <u>Total</u>	7	1	1	2	3	-	-	
	6	1	-	2	3	-	-	29 Jun 1948
	1	-	1	-	-	-	-	31 Oct 1948
Captain - <u>Total</u>	2	2	-	-	-	-	-	
	1	1	-	-	-	-	-	29 Jun 1948
	1	1	-	-	-	-	-	30 Sep 1948

Source: Records and Special Actions Division, Director of Military Personnel, USAF Hq.

TABLE 220.-- AIR FORCE RESERVE TRAINING CENTER DESIGNATIONS, BASE, SATELLITE LOCATIONS, AND PERMANENT PARTY PERSONNEL: 31 DEC, 1948

Old AF BU (Rt) Designation	Old Air Force Assignment	New AFMTC Designation A/	Present Air Force Assignment With Date of Change	Base and Address	AFMTC Operation Satellite Location	Permanent Party Personnel			
						Total	Officers	Airmen	Civilians
108	First	2227	First (No change)	Westover AFB, Chicopee Falls, Massachusetts	Hartford, Conn. New Haven, Conn.	173	18	100	55
109	First	2228	First (No change)	Dow AFB, Bangor, Maine		40	5	27	8
111	First	2229	First (No change)	Griffiss AFB, Rome, New York	Binghamton, New York Buffalo, New York Rochester, New York Elmira, New York	240	23	139	78
113	First	2230	First (No change)	Mitchel AFB, Hempstead, New York		351	38	210	103
114	First	2231	First (No change)	Newark Municipal Airport, Newark, New Jersey		349	25	194	130
115	First	2232	First (No change)	Stewart AFB, West Point, New Jersey	Rye, New York	170	14	111	45
4161	First	2234	First (No change)	Hanscom Airport, Bedford, Massachusetts		513	34	298	181
61	Eleventh	2235	First 7-1-48	Byrd Field, Richmond, Virginia	Norfolk, Virginia Roanoke, Virginia	372	22	266	84
315	Eleventh	2236	First 7-1-48	Godman AFB, Fort Knox, Kentucky	Louisville, Kentucky	386	32	249	105
438	Eleventh	2237	First 7-1-48	Reading Municipal Airport, Reading, Pennsylvania	Cincinnati, Ohio Middletown, Pennsylvania Philadelphia, Pa.	421	25	300	96
443	Eleventh	2238	First 7-1-48	Andrews AFB, Washington, D. C. (Location- Camp Springs, Maryland)	Aberdeen, Maryland	234	22	165	47
444	Eleventh	2239	First 7-1-48	Greater Pittsburg Airport, Coraopolis, Pa.	Johnstown, Pennsylvania Youngstown, Pennsylvania	461	29	317	115
4163	Eleventh	2240	First 7-1-48	Cleveland Municipal Airport, Cleveland, Ohio	Akron, Ohio Columbus, Ohio Mansfield, Ohio Toledo, Ohio	247	23	216	8
136	Second	2242	Tenth 7-1-48 First 8-15-48 Tenth 12-1-48	Selfridge AFB, Mt. Clemens, Michigan	Battle Creek, Michigan Flint, Michigan Grand Rapids, Michigan	285	29	171	85
402	Ninth	2344	Ninth (No change)	Hill AFB, Ogden, Utah	Pocatello, Idaho	137	21	85	31
406	Ninth	2345	Ninth (No change)	McChord AFB, Tacoma, Washington	Medford, Oregon Portland, Oregon Seattle, Washington Spokane, Washington	205	25	115	65
415	Ninth	2346	Ninth (No change)	Hamilton AFB, San Rafael, California	Fresno, California Salinas, California	289	34	191	64
416	Ninth	2347	Ninth (No change)	Long Beach Municipal Airport, Long Beach, California	Bakersfield, California Goleta, California San Bernardino, California San Diego, California Van Nuys, California Phoenix, Arizona	629	52	467	110
419	Ninth	2348	Ninth (No change)	Davis-Monthan AFB, Tucson, Arizona		118	14	85	19

TABLE 220.-- AIR FORCE RESERVE TRAINING CENTER DESIGNATIONS, BASE, SATELLITE LOCATIONS, AND PERMANENT PARTY PERSONNEL: 31 DEC, 1948, Continued

Old AF BU (Rt) Designation	Old Air Force Assignment	New AFMTC Designation ^{a/}	Present Air Force Assignment With Date of Change	Base and Address	AFMTC Operation Satellite Location	Permanent Party Personnel			
						Total	Officers	Airmen	Civilians
134	Second	2464	Tenth 7-1-48	Chanute AFB, Jantoul, Illinois	Burlington, Iowa	129	14	86	29
137	Second	2465	Tenth 7-1-48	Wold-Chamberlain Field, Minneapolis, Minnesota	Bemidji, Minnesota Duluth, Minnesota Bismark, North Dakota Fargo, North Dakota Minot, North Dakota La Crosse, Wisconsin Evansville, Indiana	421	28	291	102
331	Eleventh	2466	Tenth 7-1-48	Stout Field, Indianapolis, Indiana	Mitchell, South Dakota	525	31	394	100
439	Eleventh	2467	Tenth 7-1-48	Baer Field, Fort Wayne, Indiana	Rapid City, South Dakota	395	19	357	19
138	Second	2468	Tenth 7-1-48	Lowry AFB, Denver, Colorado	Milwaukee, Wisconsin	165	16	111	38
139	Second	2469	Tenth 7-1-48	Scott AFB, Belleville, Illinois	Coffeyville, Kansas	233	25	142	66
140	Second	2470	Tenth 7-1-48	Sioux City Municipal Airport, Sioux City, Iowa	Mason City, Iowa Lincoln, Nebraska	232	21	157	54
141	Second	2471	Tenth 7-1-48	Orchard Place Airport, Park Ridge, Illinois	Orlando, Florida	774	46	325	403
4101	Second	2472	Tenth 7-1-48	Fairfax Field, Kansas City, Missouri	Nashville, Tennessee	383	30	261	92
4131	Second	2473	Tenth 7-1-48	Offutt AFB, Omaha, Nebraska	West Palm Beach, Florida	170	15	105	50
465	Fourteenth	2582	Ninth 12-22-48	MacDill AFB, Tampa, Florida	Greenville, South Carolina	206	19	150	37
468	Fourteenth	2584	Ninth 12-22-48	Memphis Municipal Airport, Memphis Tennessee	Little Rock, Arkansas	431	32	263	136
473	Fourteenth	2585	Ninth 12-22-48	Miami International Airport, Miami, Florida	Baton Rouge, Louisiana	373	35	211	127
476	Fourteenth	2586	Ninth 12-22-48	Gunter AFB, Montgomery, Alabama	Monroe, Louisiana	188	17	131	40
477	Fourteenth	2587	Ninth 12-22-48	Birmingham Municipal Airport, Birmingham, Alabama	New Orleans, Louisiana	351	24	218	109
4103	Fourteenth	2588	Ninth 12-22-48	Hawkins Field, Jackson, Mississippi	Muskogee, Oklahoma	384	33	239	112
4204	Fourteenth	2589	Ninth 12-22-48	Marietta AFB, Marietta, Georgia	Tulsa, Oklahoma	493	45	394	54
174	Tenth	2590	Fourteenth 7-1-48	Barksdale AFB, Shreveport, Louisiana	Austin, Texas	237	32	147	58
175	Tenth	2591	Fourteenth 7-1-48	Ellington AFB, Houston, Texas	El Paso, Texas	396	25	272	99
177	Tenth	2592	Fourteenth 7-1-48	Tinker AFB, Oklahoma City, Oklahoma	Ft. Worth, Texas	266	28	178	60
178	Tenth	2593	Fourteenth 7-1-48	Brooks AFB, San Antonio, Texas	Lubbock, Texas	236	28	150	58
4122	Tenth	2596	Fourteenth 7-1-48	Hensley Field, Dallas, Texas	Wichita, Texas	447	48	297	102

^{a/} Effective date of change from AF BU (Rt)s to AFMTC was, 8 August 1948.

TABLE 221.-- AIR FORCE RESERVE UNITS, BY TYPE, BY CLASS, AT VARIOUS TIME PERIODS: FEB THROUGH DEC, 1948
(As of last day of each month shown)

Type	February			March			April			June			September			December									
	Class			Class			Type	Class			Class			Class											
	Active	C	B	A	Active	C		B	A	Active	C	B	A	Active	C	B	A								
Total Air Reserve Units	271	214	54	3	274	163	107	4	Total Air Reserve Units	287	148	132	7	291	132	148	11	353	171	167	15	356	173	168	15
Combat or Combat Support Type Units												Combat or Combat Support Type Units													
Total	256	199	54	3	256	145	107	4	Total	263	124	132	7	264	105	148	11	264	84	165	15	264	84	165	15
Wing, Bomb, Vhw, HHS	10	10	-	-	10	6	4	-	Air Div, Bomb, HHS	14	6	8	-	14	5	9	-	14	4	10	-	14	4	10	-
Wing, Bomb, L, HHS	4	1	3	-	4	1	3	-	Air Div, Rcn, HHS	3	2	1	-	3	2	1	-	3	1	2	-	3	1	2	-
Wing, Rcn, HHS	3	2	1	-	3	2	1	-	Air Div, Trp Carr, HHS	4	-	3	1	4	-	2	2	4	-	2	2	4	-	2	2
Wing, Trp Carr, HHS	4	3	1	-	4	2	2	-	Gp, Bomb, Vhw, Hq.	23	12	11	-	23	10	13	-	23	9	14	-	23	9	14	-
Group, Bomb, Vhw, Hq.	22	19	3	-	22	12	10	-	Gp, Bomb, L, Hq.	8	2	6	-	8	-	7	1	8	-	7	1	8	-	7	1
Group, Bomb, L, Hq.	8	4	4	-	8	4	4	-	Gp, Rcn, Hq.	7	5	2	-	7	5	2	-	7	2	5	-	7	2	5	-
Group, Rcn, Hq.	7	6	1	-	7	6	1	-	Gp, Trp Carr, Hq.	8	1	7	-	8	-	8	-	8	-	8	-	8	-	8	-
Group, Trp Carr, Hq.	8	6	2	-	8	3	5	-	Sq, Bomb, Vhw	101	64	34	3	101	59	40	2	101	55	43	3	101	54	44	3
Sq, Bomb, Vhw	96	86	9	1	96	65	29	2	Sq, Bomb, L	29	6	20	3	29	3	20	6	29	2	21	6	29	2	21	6
Sq, Bomb, L	29	16	11	2	29	12	15	2	Sq, Ftr (All Wea)	7	3	4	-	7	3	4	-	7	1	5	1	7	2	4	1
Sq, Ftr (All Wea)	7	4	3	-	7	4	3	-	Sq, Rcn, Photo	10	6	4	-	10	4	6	-	10	3	7	-	11	3	8	-
Sq, Rcn, Night Photo	2	2	-	-	2	2	-	-	Sq, Rcn, VLR, Photo-RCA	2	2	-	-	2	2	-	-	2	1	1	-	2	1	1	-
Sq, Rcn, Photo	10	10	-	-	10	9	1	-	Sq, Rcn, VLR, Wea	2	2	-	-	2	2	-	-	2	2	-	2	2	-	2	-
Sq, Rcn, VLR, Photo-RCA	2	2	-	-	2	2	-	-	Sq, Rcn, L	-	-	-	-	-	-	-	-	-	-	-	-	-	-	-	-
Sq, Rcn, VLR, Wea	2	2	-	-	2	2	-	-	Sq, Rcn, Wea Scouting	3	3	-	-	3	3	-	-	3	1	2	-	3	1	2	-
Sq, Rcn, L	-	-	-	-	-	-	-	-	Sq, Rescue	1	-	1	-	1	-	1	-	1	-	1	-	1	-	1	-
Sq, Rcn, Wea Scouting	3	3	-	-	3	3	-	-	Sq, Tow Target	-	-	-	-	-	-	-	-	-	-	-	-	-	-	-	-
Sq, Tow Target	-	-	-	-	-	-	-	-	Sq, Trp Carr	39	8	31	-	40	5	35	-	40	4	34	2	40	4	34	2
Sq, Trp Carr	38	23	15	-	38	10	28	-	Sq, Rcn, Night Photo	2	2	-	-	2	2	-	-	2	1	1	-	2	1	1	-
Sq, Rescue	1	-	1	-	1	-	1	-																	
Service Type Units												Service Type Units													
Total	15	15	-	-	16	18	-	-	Total	24	24	-	-	27	27	-	-	89	87	2	-	92	89	3	-
Cmd, Air Force Sv, HHS	1	1	-	-	2	2	-	-	Cmd, Air Force Sv, HHS	4	4	-	-	4	4	-	-	6	6	-	-	6	6	-	-
Cmd, Air Sv Area, HHS	2	2	-	-	2	2	-	-	Cmd, Air Sv Area, HHS	2	2	-	-	2	2	-	-	2	2	-	-	3	3	-	-
Air Depot, HSS	1	1	-	-	1	1	-	-	Air Depot, HSS	1	1	-	-	1	1	-	-	7	7	-	-	7	6	1	-
Group, Air Sv, HBSS	3	3	-	-	4	4	-	-	Gp, Air Sv, HBSS	5	5	-	-	6	6	-	-	19	18	1	-	19	18	1	-
Sq, Air Ammunition	-	-	-	-	-	-	-	-	Sq, Air Ammunition	-	-	-	-	-	-	-	-	6	6	-	-	6	6	-	-
Sq, Air Engineering	2	2	-	-	3	3	-	-	Sq, Air Engineering	5	5	-	-	5	5	-	-	16	15	1	-	16	15	1	-
Sq, Air Materiel	-	-	-	-	-	-	-	-	Sq, Air Materiel	-	-	-	-	-	-	-	-	5	5	-	-	5	5	-	-
Sq, Air Cargo ReSupply	-	-	-	-	-	-	-	-	Sq, Air Cargo ReSupply	-	-	-	-	-	-	-	-	1	1	-	-	1	1	-	-
Sq, Air Repair	-	-	-	-	-	-	-	-	Sq, Air Repair	1	1	-	-	1	1	-	-	5	5	-	-	5	5	-	-
Sq, Air Supply	-	-	-	-	-	-	-	-	Sq, Air Supply	-	-	-	-	1	1	-	-	7	7	-	-	7	7	-	-
Sq, Air Vehicle Repair	-	-	-	-	-	-	-	-	Sq, Air Vehicle Repair	-	-	-	-	-	-	-	-	4	4	-	-	4	4	-	-
Sq, Motor Transport	-	-	-	-	-	-	-	-	Sq, Radio Mobile	-	-	-	-	-	-	-	-	-	-	-	-	-	-	-	-
Sq, Radio Mobile	-	-	-	-	-	-	-	-	Sq, Motor Transport	-	-	-	-	-	-	-	-	-	-	-	-	-	-	-	-
Unit Depot Army	-	-	-	-	-	-	-	-	Sq, Topographic	-	-	-	-	1	1	-	-	1	1	-	-	1	1	-	-
Section Radio Security	-	-	-	-	-	-	-	-	Unit Depot Army	-	-	-	-	-	-	-	-	-	-	-	-	-	-	-	-
Unit, Statistical Contl	6	6	-	-	6	6	-	-	Section Radio Security	-	-	-	-	-	-	-	-	-	-	-	-	-	-	-	-
									Unit, Statistical Contl	6	6	-	-	6	6	-	-	6	6	-	-	6	6	-	-
									Unit, AF Combat Camera	-	-	-	-	-	-	-	-	1	1	-	-	1	1	-	-
									Sq, Photo Tech	-	-	-	-	-	-	-	-	3	3	-	-	3	3	-	-
									Sq, Weather	-	-	-	-	-	-	-	-	-	-	-	-	2	2	-	-

a/ Initial report

847230 O-49-22

TABLE 222.-- AIR FORCE RESERVE UNITS, BY TYPE OF UNIT, BY MONTH: JAN THROUGH DEC, 1948

Type of Organization by Air Force	1947	1948											
	Dec	Jan	Feb	Mar	Apr	May	Jun	Jul	Aug	Sep	Oct	Nov	Dec
<u>Total</u>	<u>266</u>	<u>269</u>	<u>271</u>	<u>276</u>	<u>287</u>	<u>288</u>	<u>291</u>	<u>294</u>	<u>351</u>	<u>353</u>	<u>354</u>	<u>356</u>	<u>356</u>
<u>Combat Type - Total</u>	<u>255</u>	<u>256</u>	<u>256</u>	<u>256</u>	<u>263</u>	<u>263</u>	<u>264</u>	<u>264</u>	<u>264</u>	<u>264</u>	<u>264</u>	<u>264</u>	<u>264</u>
<u>Wings - Total a/</u>	<u>21</u>	<u>21</u>	<u>21</u>	<u>21</u>	<u>21</u>	<u>21</u>	<u>21</u>	<u>21</u>	<u>21</u>	<u>21</u>	<u>21</u>	<u>21</u>	<u>21</u>
<u>Bombardment - Very Heavy b</u>	<u>10</u>	<u>10</u>	<u>10</u>	<u>10</u>	<u>14</u>	<u>14</u>	<u>14</u>	<u>14</u>	<u>14</u>	<u>14</u>	<u>14</u>	<u>14</u>	<u>14</u>
Second Air Force	2	2	2	2	2	2	2	2	2	2	2	2	2
Fourth Air Force	2	2	2	2	2	2	2	2	2	2	2	2	2
Tenth Air Force	3	3	3	3	4	4	4	4	4	4	4	4	4
Fourteenth Air Force	3	3	3	3	3	3	3	7	7	7	7	7	4
First Air Force	-	-	-	-	2	2	2	3	3	3	3	3	3
Ninth Air Force	-	-	-	-	-	-	-	-	-	-	-	-	3
<u>Bombardment - Light b</u>	<u>4</u>	<u>4</u>	<u>4</u>	<u>4</u>	<u>1</u>	<u>1</u>	<u>1</u>	<u>-</u>	<u>-</u>	<u>-</u>	<u>-</u>	<u>-</u>	<u>-</u>
First Air Force	2	2	2	2	-	-	-	-	-	-	-	-	-
Tenth Air Force	1	1	1	1	-	-	-	-	-	-	-	-	-
Eleventh Air Force	1	1	1	1	1	1	1	e/	-	-	-	-	-
<u>Reconnaissance d/</u>	<u>3</u>	<u>3</u>	<u>3</u>	<u>3</u>	<u>3</u>	<u>3</u>	<u>3</u>	<u>3</u>	<u>3</u>	<u>3</u>	<u>3</u>	<u>3</u>	<u>3</u>
First Air Force	2	2	2	2	2	2	2	2	2	2	2	2	2
Fourth Air Force	1	1	1	1	1	1	1	1	1	1	1	1	1
<u>Troop Carrier g/</u>	<u>4</u>	<u>4</u>	<u>4</u>	<u>4</u>	<u>4</u>	<u>4</u>	<u>4</u>	<u>4</u>	<u>4</u>	<u>4</u>	<u>4</u>	<u>4</u>	<u>4</u>
Second Air Force	1	1	1	1	1	1	1	e/	-	-	-	-	-
Eleventh Air Force	2	2	2	2	2	2	2	e/	-	-	-	-	-
Fourteenth Air Force	1	1	1	1	1	1	1	1	1	1	1	1	0
Tenth Air Force	-	-	-	-	-	-	-	2	2	2	2	2	2
First Air Force	-	-	-	-	-	-	-	1	1	1	1	1	1
Ninth Air Force	-	-	-	-	-	-	-	-	-	-	-	-	1
<u>Group Headquarters - Total</u>	<u>45</u>	<u>45</u>	<u>45</u>	<u>45</u>	<u>46</u>	<u>46</u>	<u>46</u>	<u>46</u>	<u>46</u>	<u>46</u>	<u>46</u>	<u>46</u>	<u>46</u>
Bomb - Very Heavy	22	22	22	22	23	23	23	23	23	23	23	23	23
Bomb - Light	8	8	8	8	8	8	8	8	8	8	8	8	8
Reconnaissance	7	7	7	7	7	7	7	7	7	7	7	7	7
Troop Carrier	8	8	8	8	8	8	8	8	8	8	8	8	8
<u>Squadron - Total</u>	<u>189</u>	<u>190</u>	<u>190</u>	<u>190</u>	<u>196</u>	<u>196</u>	<u>197</u>	<u>197</u>	<u>197</u>	<u>197</u>	<u>197</u>	<u>197</u>	<u>197</u>
Bomb - Very Heavy	95	96	96	96	101	101	101	101	101	101	101	101	101
Bomb - Light	29	29	29	29	29	29	29	29	29	29	29	29	29
Reconnaissance	19	19	19	19	19	19	19	19	19	19	19	19	19
Troop Carrier	38	38	38	38	39	39	40	40	40	40	40	40	40
Fighter (All Weather)	7	7	7	7	7	7	7	7	7	7	7	7	7
Rescue	1	1	1	1	1	1	1	1	1	1	1	1	1
<u>Service Type - Total</u>	<u>11</u>	<u>12</u>	<u>12</u>	<u>20</u>	<u>24</u>	<u>25</u>	<u>27</u>	<u>20</u>	<u>87</u>	<u>89</u>	<u>90</u>	<u>92</u>	<u>92</u>
Command, Air Force Service, HHS	1	1	1	4	4	4	4	4	6	6	6	6	6
Command, Air Service Area, HHS	1	2	2	2	2	2	2	2	2	2	3	3	3
Air Depot, HBS	1	1	1	1	1	1	1	3	7	7	7	7	7
Group, Air Service, HBS	2	3	3	4	5	5	6	6	19	19	19	19	19
Squadron, Air Ammunition	-	-	-	-	-	-	-	1	5	6	6	6	6
Squadron, Air Engineering	-	-	2	3	5	5	5	5	16	16	16	16	16
Squadron, Air Materiel	-	-	-	-	-	-	-	-	5	5	5	5	5
Squadron, Air Cargo ReSupply	-	-	-	-	-	-	-	-	1	1	1	1	1
Squadron, Air Repair	-	-	-	-	1	1	1	1	5	5	5	5	5
Squadron, Air Supply	-	-	-	-	-	1	1	1	7	7	7	7	7
Squadron, Air Vehicle Repair	-	-	-	-	-	-	-	-	3	4	4	4	4
Squadron, Photo Tech	-	-	-	-	-	-	-	-	3	3	3	3	3
Unit, Air Force Combat Camera	-	-	-	-	-	-	-	-	1	1	1	1	1
Unit, Statistical Control	6	6	6	6	6	6	6	6	6	6	6	6	6
Squadron, Topographic	-	-	-	-	-	-	1	1	1	1	1	1	1
Squadron, Weather	-	-	-	-	-	-	-	-	-	-	-	2	2

- a/ Redesignated Air Division, 16 April 1948.
b/ Redesignated Air Division, Bombardment, 16 April 1948.
c/ Headquarters inactivated, 1 July 1948.
d/ Redesignated Air Division, Reconnaissance, 16 April 1948.
e/ Redesignated Air Division, Troop Carrier, 16 April 1948.

TABLE 223.-- DEVELOPMENT OF AIR FORCE RESERVE WING ORGANIZATION, BY IDENTIFICATION, BY MONTH:
JAN THROUGH DEC, 1948

Units by Air Force	1947 Dec	Jan	Feb	Mar	Apr	May	Jun	Jul	Aug	Sep	Oct	Nov	Dec
<u>Air Division Bombardment a/</u>													
First Air Force b/	3 Light 4 Light	3 4	3 4	3 4	a/ a/ 3 4	3 4	3 4	3 4	3 4	3 4	3 4	3 4	3 4
	-	-	-	-	-	-	-	c/ 12	12	12	12	12	12
Second Air Force	73 Very Heavy 96 Very Heavy	73 96	73 96	73 96	a/ a/ 73 96	73 96	73 96	d/ d/	-	-	-	-	-
Fourth Air Force b/	304 Very Heavy 305 Very Heavy	304 305	304 305	304 305	a/ a/ 304 305	304 305	304 305	304 305	304 305	304 305	304 305	304 305	304 305
Ninth Air Force e/	-	-	-	-	-	-	-	-	-	-	-	-	f/ f/ f/ 19 21 49
Tenth Air Force b/	44 Very Heavy - - 307 Very Heavy 309 Very Heavy 310 Very Light	44 - - 307 309 310	44 - - 307 309 310	44 - - 307 309 310	a/ a/ 44 - a/ a/ 307 309 a/ a/ 310	44 - - 307 309 310	44 - - 307 309 310	g/ g/ g/ g/ g/	73 96	73 96	73 96	73 96	73 96
Eleventh Air Force	12 Light	12	12	12	a/ 12	12	12	c/	-	-	-	-	-
Twelfth Air Force g/	-	-	-	-	-	-	-	-	-	-	-	-	-
Fourteenth Air Force b/. . .	19 Very Heavy 21 Very Heavy - 49 Very Heavy - - -	19 21 - 49 - - -	19 21 - 49 - - -	19 21 - 49 - - -	a/ a/ 19 - a/ a/ 49 - - -	19 21 - 49 - - -	19 21 - 49 - - -	19 21 g/ g/ g/ g/ 307 309 g/ g/ 310	19 21 44 49 307 309 310	19 21 44 49 307 309 310	19 21 44 49 307 309 310	19 21 44 49 307 309 310	f/ f/ 44 49 307 309 310
<u>Air Division, Reconnaissance h/</u>													
First Air Force b/	90 91	90 91	90 91	90 91	90 91	90 91	90 91	90 91	90 91	90 91	90 91	90 91	90 91
Fourth Air Force b/	-	-	-	-	-	-	-	-	-	-	-	-	-
<u>Air Division Troop Carrier i/</u>													
First Air Force b/	-	-	-	-	-	-	-	j/ 69	69	69	69	69	69
Second Air Force	322	322	322	322	322	322	322	k/ -	-	-	-	-	-
Ninth Air Force	-	-	-	-	-	-	-	-	-	-	-	-	l/ 302
Tenth Air Force b/	-	-	-	-	-	-	-	k/ k/ 322 323	322 323	322 323	322 323	322 323	322 323
Eleventh Air Force	69 323	69 323	69 323	69 323	69 323	69 323	69 323	m/ m/	-	-	-	-	-
Fourteenth Air Force b/ . . .	302	302	302	302	302	302	302	302	302	302	302	302	l/ 302

a/ Bombardment Wings, Light and Very Heavy redesignated, Air Division, Bombardment, effective 16 April 1948.

b/ Reassigned from Air Defense Command, to Continental Air Command, effective 1 December 1948.

c/ Eleventh Air Force Headquarters inactivated, and 12th assigned to First Air Force, 1 April 1948.

d/ Second Air Force Headquarters inactivated, 1 July 1948; 73rd and 96th reassigned to Tenth Air Force, 1 July 1948.

e/ Reassigned from Tactical Air Command to Continental Air Command effective, 1 December 1948.

f/ 19; 21; and 49 reassigned from Fourteenth Air Force to Ninth Air Force, 22 December 1948.

g/ Reassigned from Tenth Air Force to Fourteenth Air Force, 1 July 1948.

h/ Reconnaissance Wings redesignated, Air Division, Reconnaissance, 16 April 1948.

i/ Troop Carrier Wings redesignated, Air Division, Troop Carrier, effective, 16 April 1948.

j/ Eleventh Air Force Headquarters inactivated, 1 July 1948 and 69th reassigned to the First Air Force.

k/ Second Air Force Headquarters inactivated, 1 July 1948 and 322 reassigned to Tenth Air Force.

l/ Assigned to Ninth Air Force, 22 December 1948.

m/ Eleventh Air Force Headquarters inactivated, 1 July 1948; 69 and 323 reassigned to the Tenth Air Force, 1 July 1948.

TABLE 224.-- USAF RESERVE ACTIVE DUTY TRAINING, BY MAJOR COMMAND

(D of A - Department of Army; CAP-Civil
(Continental Air Command

Training Nomenclature	Jan		Feb	Mar	Apr	May	Jun	Jul			
	a/		a/	a/	a/	a/	a/	AMC	MATS	AU	SAC
	AMC	TAC	Total	Total	Total	Total	Total	AMC	MATS	AU	SAC
<u>Personnel Receiving Training-</u>											
<u>Total b/</u>	4	1	11	43	118	1,305	2,308	136	90	8	894
Pilots	2	1	4	16	34	411	569	15	9	-	344
Other Rated Officers	-	-	-	-	5	144	333	9	18	-	251
Non-rated Officers	1	-	4	24	79	424	688	112	61	8	48
Airmen	1	-	3	3	-	326	718	-	2	-	251
<u>Hours of Ground Training - Total</u>	-	-	403	4,207	10,842	79,481	148,636	9,228	3,774	740	21,752
Pilots	-	-	91	1263	5,419	21,363	34,012	980	425	-	7,409
Other Rated Officers	-	-	-	-	1,360	5,049	14,641	648	749	-	5,405
Non-Rated Officers	-	-	104	2,456	4,063	31,466	59,401	7,600	2,600	740	1,999
Airmen	-	-	208	488	-	21,603	40,582	-	-	-	6,939
Number of Personnel Receiving Ground Training a/	-	-	-	-	-	-	-	-	-	-	-
Number of Rated Personnel Receiving Flying Training a/	-	-	-	-	-	-	-	-	-	-	-
Hours Flown as 1st Pilot	20	10	13	158	210	2,113	3,066	29	40	-	1,636
Hours Flown as Co-Pilot and/or Instructor Pilot	-	-	1	55	166	2,358	3,433	22	95	-	1,855
Hours Flown By Other Rated Officers	-	-	-	-	68	3,160	4,395	30	266	-	2,871
Hours Flown by Enlisted Crew Members	-	-	-	-	-	713	2,004	-	-	-	1,308
October											
Training Nomenclature	AMC	ANG	HqC	SAC	TAC	TC	AU	MATS			
<u>Personnel Receiving Training - Total b/</u>	186	1	33	64	283	2	6	5			
Pilots	90	1	7	18	133	1	4	1			
Other Rated Officers	21	-	-	41	45	-	-	-			
Non-rated Officers	75	-	26	5	48	1	2	4			
Airmen	-	-	-	-	57	-	-	-			
<u>Hours of Ground Training - Total</u>	6,972	2	728	3,257	21,290	231	1,976	405			
Pilots	673	2	80	869	8,940	111	984	38			
Other Rated Officers	360	-	-	1,938	2,995	-	-	-			
Non-rated Officers	5,939	-	648	450	4,549	120	592	367			
Airmen	-	-	-	-	4,706	-	-	-			
Number of Personnel Receiving Training a/	100	1	25	64	283	2	3	5			
Number of Rated Personnel Receiving Flying Training	31	-	7	52	177	1	-	1			
Hours Flown as 1st Pilot	178	-	24	55	364	3	-	28			
Hours Flown as Co-Pilot and/or Instructor Pilot	70	-	26	147	278	6	-	14			
Hours Flown by Other Rated Officers	8	-	-	465	485	-	-	-			
Hours Flown by Enlisted Crew Members	-	-	-	-	-	-	-	-			

a/ Breakdown by command unavailable, Jan through Jun, 1948.

b/ The number of Reservists receiving training are those personnel who participate in the Reserve program either flying or ground, each individual considered as one (1) regardless of number of times he has received training during the month.

Source: Hq. Continental Air Command, Mitchel Air Force Base, New York

IN CONTINENTAL US, BY MONTH: JAN THROUGH DEC, 1948

Air Patrol; ANG - Air National Guard)
 data found in Table 225)

Jul (Contd)			August						September							
USAF	TC	D of A	AMC	AU	MATS	SAC	TAC	TC	AMC	MATS	HqC	SAC	TAC	CAP	AU	ANG
-	8	1	68	4	141	1,228	181	8	81	16	1	442	274	3	5	1
-	4	-	7	4	34	613	104	7	20	2	-	208	152	-	3	-
-	-	-	3	-	32	261	25	-	13	4	-	90	12	-	-	-
5	2	1	42	-	24	77	15	1	42	10	1	43	27	3	2	1
-	2	-	16	-	51	277	37	-	6	-	-	101	83	-	-	-
400	5,552	320	5,992	464	18,190	94,411	20,139	750	5,961	1,194	80	29,223	25,442	120	768	120
-	3,040	-	558	464	6,008	42,757	14,633	678	1,328	48	-	13,220	14,231	-	528	-
-	-	-	242	-	2,351	18,639	1,384	-	1,073	162	-	5,895	1,078	-	-	-
400	1,160	320	3,784	-	2,721	7,881	1,268	72	3,098	984	80	2,696	3,063	120	240	120
-	1,352	-	1,408	-	7,110	25,134	2,854	-	462	-	-	7,412	7,070	-	-	-
-	-	1	70	4	133	1,226	181	8	80	16	1	426	274	3	5	1
-	-	-	7	1	63	864	128	7	28	6	-	292	163	-	-	-
-	189	-	8	4	425	2,537	443	103	48	27	-	1,610	530	-	-	-
-	-	-	18	1	180	2,310	364	68	71	38	-	1,239	871	-	-	-
-	-	-	22	-	481	3,485	231	-	59	82	-	1,133	182	-	-	-
-	-	-	-	-	-	1,121	39	-	-	-	-	549	271	-	-	-

Oct. (Contd)			November							December						
CAP	D of A	3rd Naval Dist	AMC	MATS	SAC	TAC	TC	AU	Hq C	D of A	AMC	MATS	TC	AU	Hq C	D of A
4	45	6	147	6	5	12	8	22	1	22	7	6	11	5	2	31
1	2	-	92	1	2	5	1	11	-	2	2	1	3	4	2	6
-	-	-	18	-	1	2	-	1	-	-	-	-	4	1	-	-
3	43	6	37	5	2	5	7	10	1	20	5	5	4	-	-	25
-	-	-	-	-	-	-	-	-	-	-	-	-	-	-	-	-
126	4,128	720	3,635	494	198	613	632	8,067	88	3,121	674	456	624	1,508	583	1,366
6	240	-	501	116	25	235	103	3,620	-	230	154	-	138	1,380	583	366
-	-	-	60	-	5	86	-	393	-	-	-	-	198	-	-	-
120	3,888	720	3,074	378	168	292	529	4,054	88	2,891	520	456	288	128	-	1,000
-	-	-	-	-	-	-	-	-	-	-	-	-	-	-	-	-
4	30	6	55	6	5	12	8	12	1	22	4	3	11	4	2	31
1	-	-	30	1	3	7	1	8	-	-	-	-	4	1	1	1
-	-	-	89	-	40	6	17	148	-	-	3	14	14	10	21	-
1	-	-	18	4	23	18	-	133	-	-	3	17	2	6	28	-
-	-	-	11	-	16	7	-	79	-	-	-	-	-	-	-	-
-	-	-	-	-	-	-	-	-	-	-	-	-	-	-	-	-

a/ The number of Reservist personnel receiving ground training are those Reservists, both rated and non-rated officers and airmen who have received some ground training during the month, each individual considered as one (1) regardless of number of times he has participated during the month.

b/ The number of Reservist personnel receiving flying training are those rated personnel who have flown during the month, each individual considered as one (1) regardless of number of times he has received flying training during the month. These figures includes enlisted crew members.

TABLE 225.-- AIR RESERVE ACTIVE DUTY TRAINING, CONTINENTAL AIR COMMAND, BY MONTH:
JAN THROUGH DEC, 1948

Nomenclature	Jan	Feb	Mar	Apr	May	Jun	Jul	Aug	Sep	Oct	Nov	Dec
<u>Reservists receiving Training - Total a/</u>	<u>22</u>	<u>12</u>	<u>20</u>	<u>111</u>	<u>324</u>	<u>2,829</u>	<u>407</u>	<u>872</u>	<u>965</u>	<u>306</u>	<u>137</u>	<u>111</u>
Pilots	8	6	13	60	134	1,644	133	212	397	119	58	54
Other rated Officers	1	1	1	6	15	329	50	58	81	18	7	8
Non-rated Officers	10	5	6	45	162	576	62	244	94	52	58	38
Airmen	3	-	-	-	13	280	162	358	393	117	14	11
<u>Hours of Ground Training - Total</u>	-	-	-	-	-	-	-	<u>b/55,118</u>	<u>91,738</u>	<u>10,980</u>	<u>10,333</u>	<u>7,671</u>
Pilots	-	-	-	-	-	-	-	<u>b/11,856</u>	<u>32,545</u>	<u>3,967</u>	<u>3,649</u>	<u>2,903</u>
Other rated Officers	-	-	-	-	-	-	-	<u>b/4,766</u>	<u>7,548</u>	<u>1,206</u>	<u>411</u>	<u>512</u>
Non-rated Officers	-	-	-	-	-	-	-	<u>b/9,209</u>	<u>11,112</u>	<u>3,864</u>	<u>5,126</u>	<u>3,382</u>
Airmen	-	-	-	-	-	-	-	<u>b/29,287</u>	<u>40,533</u>	<u>1,943</u>	<u>1,147</u>	<u>874</u>
<u>Number of Persons receiving Ground Training c/</u>	-	-	-	-	-	-	-	<u>b/ 716</u>	<u>932</u>	<u>309</u>	<u>107</u>	<u>65</u>
<u>Number of rated Personnel receiving Flying Trng d/</u>	-	-	-	-	-	-	-	<u>247</u>	<u>474</u>	<u>88</u>	<u>34</u>	<u>43</u>
<u>Hours Flown as 1st Pilot</u>	<u>24</u>	<u>45</u>	<u>274</u>	<u>182</u>	<u>1,017</u>	<u>16,840</u>	<u>2,347</u>	<u>3,186</u>	<u>4,393</u>	<u>200</u>	<u>335</u>	<u>457</u>
<u>Hours Flown as Co-Pilot and/or Instructor Pilot</u>	-	<u>52</u>	<u>205</u>	<u>149</u>	<u>657</u>	<u>10,590</u>	<u>1,277</u>	<u>1,945</u>	<u>2,695</u>	<u>108</u>	<u>246</u>	<u>237</u>
<u>Hours Flown by Other rated Officers</u>	<u>6</u>	<u>3</u>	<u>34</u>	<u>10</u>	<u>49</u>	<u>3,492</u>	<u>764</u>	<u>545</u>	<u>1,373</u>	<u>82</u>	<u>63</u>	<u>20</u>
<u>Hours Flown by Enlisted Crew Members</u>	-	-	-	-	-	<u>649</u>	<u>252</u>	<u>109</u>	<u>423</u>	<u>1</u>	<u>5</u>	-

a/ The number of reservists receiving training are those personnel who participate in the Reserve program either flying or ground, each individual considered as one (1) regardless of number of times he has received training during the month.

b/ Initial Reporting Date

c/ The number of Reservist personnel receiving ground training are those Reservists, both rated and non-rated officers and airmen who have received some ground training during the month, each individual considered as one (1) regardless of number of times he has participated during the month.

d/ The number of Reservist personnel receiving flying training are those rated personnel who have flown during the month, each individual considered as one (1) regardless of number of times he has received flying training during the month. These figures include enlisted crew members.

Source: Hq. Continental Air Command, Mitchel Air Force Base, New York

TABLE 226.-- USAF RESERVE INACTIVE DUTY TRAINING, BY MAJOR COMMAND, CONTINENTAL US, BY MONTH: JAN THROUGH DEC, 1948

(Continental Air Command data found in table)

Training Nomenclature	Jan					Feb					Mar					Apr						
	AMC	PGC	SAC	TAC	TC	AMC	PGC	SAC	TAC	TC	AMC	ATC	PGC	SAC	TAC	TC	AMC	ATC	SAC	TAC	TC	
<u>Assigned for Training - Total a/</u>	<u>430</u>	<u>241</u>	<u>214</u>	<u>232</u>	<u>214</u>	<u>449</u>	<u>246</u>	<u>209</u>	<u>238</u>	<u>215</u>	<u>516</u>	<u>2</u>	<u>250</u>	<u>209</u>	<u>126</u>	<u>266</u>	<u>212</u>	<u>57</u>	<u>209</u>	<u>274</u>	<u>287</u>	
Pilots	346	123	165	169	120	362	128	160	171	118	400	1	132	160	93	135	599	4	160	113	140	
Other Rated Officers	41	42	49	28	29	43	42	49	30	29	54	2	42	49	10	39	139	49	49	30	43	
Non-rated Officers	40	76	-	14	41	41	76	-	16	42	42	-	76	-	12	47	91	4	-	49	49	
Airmen	3	-	-	21	24	3	-	-	21	24	20	-	-	-	11	45	83	-	-	82	55	
<u>Receiving Training - Total b/</u>	<u>235</u>	<u>48</u>	<u>10</u>	<u>36</u>	<u>51</u>	<u>269</u>	<u>49</u>	<u>11</u>	<u>46</u>	<u>26</u>	<u>264</u>	<u>2</u>	<u>49</u>	<u>10</u>	<u>31</u>	<u>33</u>	<u>399</u>	<u>57</u>	<u>4</u>	<u>78</u>	<u>37</u>	
Pilots	196	44	10	32	41	230	45	11	41	21	227	-	44	10	28	23	310	4	4	42	21	
Other Rated Officers	12	2	-	3	5	12	2	-	4	2	10	2	3	-	2	-	35	49	-	6	7	
Non-rated Officers	26	2	-	1	5	26	2	-	1	2	26	-	2	-	1	5	24	4	-	7	5	
Airmen	1	-	-	-	5	1	-	-	-	1	1	-	-	-	5	30	30	-	-	23	4	
Number of Personnel Receiving Ground Training d/	e/	e/	e/	e/	e/	e/	e/	e/	e/	e/	e/	e/	e/	e/	e/	e/	e/	e/	e/	e/	e/	e/
Number of Rated Personnel Receiving Flying Training g/	e/	e/	e/	e/	e/	e/	e/	e/	e/	e/	e/	e/	e/	e/	e/	e/	e/	e/	e/	e/	e/	e/
Hours of Ground Training - Total	e/	e/	e/	e/	e/	e/	e/	e/	e/	e/	e/	e/	e/	e/	e/	e/	e/	e/	e/	e/	e/	e/
Pilots	e/	e/	e/	e/	e/	e/	e/	e/	e/	e/	e/	e/	e/	e/	e/	e/	e/	e/	e/	e/	e/	e/
Other Rated Officers	e/	e/	e/	e/	e/	e/	e/	e/	e/	e/	e/	e/	e/	e/	e/	e/	e/	e/	e/	e/	e/	e/
Non-rated Officers	e/	e/	e/	e/	e/	e/	e/	e/	e/	e/	e/	e/	e/	e/	e/	e/	e/	e/	e/	e/	e/	e/
Airmen	e/	e/	e/	e/	e/	e/	e/	e/	e/	e/	e/	e/	e/	e/	e/	e/	e/	e/	e/	e/	e/	e/
<u>Hours Flown By - Total</u>	<u>1,202</u>	<u>78</u>	<u>231</u>	<u>24</u>	<u>161</u>	<u>1,374</u>	<u>107</u>	<u>126</u>	<u>85</u>	<u>74</u>	<u>1,681</u>	<u>-</u>	<u>111</u>	<u>86</u>	<u>19</u>	<u>113</u>	<u>1,846</u>	<u>15</u>	<u>58</u>	<u>146</u>	<u>133</u>	
1st Pilot	1,172	78	231	24	161	1,374	107	126	85	74	1,681	-	110	86	19	113	1,846	-	53	132	133	
Co-Pilot and/or Instructor Pilot	-	-	-	-	-	-	-	-	-	-	-	-	-	-	-	-	-	-	-	-	-	
Other Rated Officers	30	-	-	13	-	10	62	-	-	-	20	-	1	-	-	-	70	15	5	14	-	
Enlisted Crew Members	-	-	-	-	-	-	-	-	-	-	-	-	-	-	-	-	-	-	-	-	-	
Pilot Hours Flown During Month	1,172	78	231	24	161	1,374	107	126	85	74	1,681	-	110	86	19	113	1,846	-	53	132	133	
Total for Calendar Year	-	-	-	-	-	-	-	-	-	-	-	-	-	-	-	-	-	-	-	-	-	

a/ Reservists assigned for training are assigned by Continental Air Command Air Force Reserve Training Centers to units of Other Major Commands for training.
 b/ The number of reservists receiving training are those personnel who participate in the Reserve program either flying or ground, each individual considered as one (1) regardless of number of times he has received training during the month.
 c/ Not available.
 d/ The number of reservist personnel receiving ground training are those reservists, both rated and non-rated officers and airmen who have received some ground training during the month, each individual considered as one (1) regardless of number of times he has participated during the month.
 g/ The number of reservist personnel receiving flying training are those rated personnel who have flown during the month, each individual considered as one (1) regardless of number of times he has received flying training. These figures include enlisted crew members.
 Source: Hq. Continental Air Command, Mitchel Air Force Base, New York

TABLE 226.-- USAF RESERVE INACTIVE DUTY TRAINING, BY MAJOR COMMAND, CONTINENTAL US, BY MONTH: JAN THROUGH DEC, 1948. Continued

(D of A - Department of Army, ANG - Air National Guard)

Training Nomenclature	Sep						Oct						Nov						Dec						
	AMC	WATS	Hq C	SAC	TC	DofA	AMC	MATS	SAC	TAC	TC	DofA	ANG	AMC	MATS	SAC	TC	DofA	CAP	AMC	MATS	SAC	TC	DofA	CAP
<u>Assigned for Training - Total a/</u>	<u>548</u>	<u>27</u>	<u>3</u>	<u>83</u>	<u>81</u>	<u>102</u>	<u>302</u>	<u>280</u>	<u>128</u>	<u>116</u>	<u>51</u>	<u>207</u>	<u>1</u>	<u>573</u>	<u>28</u>	<u>138</u>	<u>173</u>	<u>26</u>	<u>20</u>	<u>646</u>	<u>29</u>	<u>115</u>	<u>196</u>	<u>88</u>	<u>15</u>
Pilots	353	2	-	45	7	39	273	80	56	39	5	83	1	367	2	58	32	4	1	409	2	58	32	14	7
Other Rated Officers	69	1	-	14	4	8	23	47	18	9	3	45	-	70	24	16	9	3	-	89	1	15	6	5	1
Non-rated Officers	42	24	3	19	70	53	4	64	43	5	43	74	-	39	2	36	132	17	14	40	26	37	158	65	3
Airmen	84	-	-	5	-	2	2	89	11	63	-	5	-	97	-	28	-	2	5	108	-	5	-	4	4
<u>Receiving Training - Total b/</u>	<u>348</u>	<u>1</u>	<u>-</u>	<u>46</u>	<u>25</u>	<u>50</u>	<u>241</u>	<u>152</u>	<u>85</u>	<u>41</u>	<u>15</u>	<u>207</u>	<u>1</u>	<u>373</u>	<u>2</u>	<u>86</u>	<u>104</u>	<u>26</u>	<u>20</u>	<u>351</u>	<u>2</u>	<u>114</u>	<u>83</u>	<u>88</u>	<u>15</u>
Pilots	261	1	-	15	-	38	214	52	41	13	-	83	1	263	-	40	12	4	1	248	-	57	16	14	7
Other Rated Officers	32	-	-	4	2	12	21	19	8	3	2	45	-	31	-	10	5	3	-	31	-	15	1	5	1
Non-rated Officers	18	-	-	22	23	-	4	18	28	8	13	74	-	20	2	24	87	17	14	15	2	37	66	65	3
Airmen	37	-	-	5	-	-	2	63	8	17	-	5	-	59	-	12	-	2	5	57	-	5	-	4	4
Number of Personnel Receiving Ground Training g/	225	1	-	41	25	-	127	152	83	157	15	207	1	294	2	87	99	26	19	132	2	87	83	88	15
Number of Rated Personnel Receiving Flying Training g/	261	-	-	1	-	-	224	26	1	11	-	-	-	245	-	1	-	-	1	261	-	3	-	-	1
<u>Hours of Ground Training - Total</u>	<u>690</u>	<u>2</u>	<u>-</u>	<u>231</u>	<u>1,874</u>	<u>-</u>	<u>467</u>	<u>618</u>	<u>322</u>	<u>101</u>	<u>950</u>	<u>421</u>	<u>2</u>	<u>1,535</u>	<u>6</u>	<u>469</u>	<u>1,103</u>	<u>143</u>	<u>80</u>	<u>504</u>	<u>10</u>	<u>389</u>	<u>910</u>	<u>1,214</u>	<u>63</u>
Pilots	469	2	-	98	-	-	300	270	132	28	-	171	2	669	-	212	117	14	-	152	-	142	194	230	16
Other Rated Officers	55	-	-	18	264	-	42	72	33	16	100	90	-	226	-	78	21	10	-	50	-	60	11	208	17
Non-rated Officers	58	-	-	87	1,610	-	107	32	114	49	850	152	-	210	6	107	965	115	62	60	10	167	705	768	14
Airmen	108	-	-	28	-	-	18	244	43	8	-	8	-	430	-	72	-	4	18	242	-	20	-	8	16
<u>Hours Flown by - Total</u>	<u>871</u>	<u>-</u>	<u>-</u>	<u>5</u>	<u>-</u>	<u>-</u>	<u>702</u>	<u>172</u>	<u>12</u>	<u>57</u>	<u>-</u>	<u>-</u>	<u>-</u>	<u>791</u>	<u>-</u>	<u>2</u>	<u>-</u>	<u>-</u>	<u>2</u>	<u>500</u>	<u>-</u>	<u>-</u>	<u>-</u>	<u>-</u>	<u>1</u>
1st Pilot	566	-	-	-	-	-	523	104	-	14	-	-	-	505	-	-	-	-	-	366	-	-	-	-	-
Co-Pilot and/or Instructor Pilot	299	-	-	5	-	-	169	68	7	8	-	-	-	282	-	2	-	-	2	117	-	-	-	-	1
Other Rated Officers	6	-	-	-	-	-	10	-	-	4	-	-	-	4	-	-	-	-	-	17	-	-	-	-	-
Enlisted Crew Members	-	-	-	-	-	-	-	-	5	31	-	-	-	-	-	-	-	-	-	-	-	-	-	-	-
Pilot Hours Flown During Month	665	-	-	5	-	-	692	172	7	22	-	-	-	787	-	2	-	-	2	483	-	-	-	-	1
Total for Calendar Year	-	-	-	-	-	-	-	-	-	-	-	-	-	-	-	-	-	-	-	-	-	-	-	-	-

TABLE 227.-- AIR RESERVE INACTIVE DUTY TRAINING, CONTINENTAL AIR COMMAND, BY MONTH: JAN THROUGH DEC, 1948

Nomenclature	Jan	Feb	Mar	Apr	May	Jun	Jul	Aug	Sep	Oct	Nov	Dec
<u>Reservists Receiving Training During Month - Total a/</u>	<u>13,757</u>	<u>21,291</u>	<u>27,578</u>	<u>30,501</u>	<u>29,853</u>	<u>26,899</u>	<u>30,562</u>	<u>36,994</u>	<u>37,426</u>	<u>42,847</u>	<u>43,508</u>	<u>27,621</u>
Pilots	9,717	13,105	15,266	16,367	15,766	14,180	14,577	16,959	16,144	17,910	17,949	15,182
Other Rated Officers	1,038	2,296	3,229	4,036	3,799	3,376	3,870	4,778	5,036	5,800	5,853	5,002
Non-rated Officers	1,672	3,883	5,377	5,609	5,734	4,891	5,729	6,824	7,903	9,005	9,206	7,953
Airmen	1,330	2,007	3,706	4,489	4,554	4,452	6,386	8,433	8,343	10,132	11,106	9,484
Number of Persons Receiving Ground Training b/	-	17,853	23,388	26,700	25,324	23,228	24,046	27,054	28,084	34,536	35,886	29,549
Number of Rated Personnel Receiving Flying Training c/	-	8,795	9,941	10,704	10,51	9,593	9,253	9,793	8,456	8,055	7,945	6,410
<u>Hours of Ground Training - Total</u>	<u>d/</u>	<u>46,816</u>	<u>70,452</u>	<u>94,056</u>	<u>89,722</u>	<u>91,447</u>	<u>96,797</u>	<u>102,621</u>	<u>122,246</u>	<u>161,287</u>	<u>161,806</u>	<u>145,649</u>
Pilots	<u>d/</u>	<u>24,171</u>	<u>35,740</u>	<u>44,222</u>	<u>42,698</u>	<u>40,784</u>	<u>43,394</u>	<u>47,619</u>	<u>49,537</u>	<u>65,496</u>	<u>66,292</u>	<u>53,670</u>
Other Rated Officers	<u>d/</u>	<u>5,711</u>	<u>8,906</u>	<u>12,393</u>	<u>11,369</u>	<u>11,667</u>	<u>12,702</u>	<u>13,467</u>	<u>15,914</u>	<u>22,169</u>	<u>21,993</u>	<u>19,883</u>
Non-rated Officers	<u>d/</u>	<u>10,932</u>	<u>15,102</u>	<u>21,097</u>	<u>18,197</u>	<u>22,020</u>	<u>19,161</u>	<u>23,976</u>	<u>29,201</u>	<u>37,392</u>	<u>38,101</u>	<u>34,028</u>
Airmen	<u>d/</u>	<u>6,002</u>	<u>10,704</u>	<u>16,344</u>	<u>17,458</u>	<u>16,976</u>	<u>21,540</u>	<u>17,559</u>	<u>27,594</u>	<u>36,230</u>	<u>35,420</u>	<u>38,068</u>
<u>Hours Flown - Total</u>	<u>37,584</u>	<u>39,583</u>	<u>48,713</u>	<u>62,495</u>	<u>65,897</u>	<u>61,201</u>	<u>63,321</u>	<u>55,344</u>	<u>48,652</u>	<u>44,082</u>	<u>37,336</u>	<u>22,361</u>
1st Pilot	36,162	(27,169	33,795	41,629	43,843	40,176	43,540	38,349	33,937	29,341	24,863	21,606
Co-Pilot and/or Instructor Pilot												
Other Rated Officers	1,184	1,498	1,917	3,282	3,335	3,287	3,247	2,853	2,779	2,770	2,160	1,963
Enlisted Crew Members	238	156	192	581	733	449	644	677	577	497	378	399
Reservist Pilot Hours Flown During Month . . .	<u>36,162</u>	<u>37,929</u>	<u>46,604</u>	<u>58,632</u>	<u>61,829</u>	<u>57,465</u>	<u>59,430</u>	<u>51,814</u>	<u>45,296</u>	<u>40,815</u>	<u>34,798</u>	<u>29,999</u>
Total for Calendar Year	-	-	-	-	-	-	-	-	-	-	-	<u>560,773</u>

a/ The number of Reservists receiving training are those personnel who participate in the Reserve program either flying or ground, each individual considered as one (1) regardless of number of times he has received training during the month.
 b/ The number of Reservist personnel receiving ground training are those Reservists, both rated and non-rated officers and airmen who have received some ground training during the month, each individual considered as one (1) regardless of number of times he has participated during the month.
 c/ The number of Reservist personnel receiving flying training are those rated personnel who have flown during the month, each individual considered as one (1) regardless of number of times he has received flying training during the month. These figures includes enlisted crew members.
 d/ Not available.

Source: Headquarters, Continental Air Command, Mitchel Air Force Base, N.Y.

TABLE 228.-- FUNDS ADMINISTERED AS DIRECT SUPPORT FROM ARMY APPROPRIATIONS, FOR AIR FORCE RESERVE:
FISCAL YEARS, 1948 AND 1949

Project Number and Title	Estimated Obligations FY 1949 ^{a/}	Actual Obligations FY 1948
<u>Total</u>	<u>75,000,000</u>	<u>33,887,964</u>
511 Pay, Travel, Allowances, etc.	5,719,870	4,846,581
512 Pay of Civilian Employees	10,250,000	6,392,349
513 Travel of Army Personnel in Connection with O.R.C.	518,350	393,960
514 Procurement, Transportation and Other Expenses	48,602,964	19,876,144
515 Printing and Binding	570,849	-
516 Rents and Utilities	2,775,000	2,249,902
517 Miscellaneous Expense	487,267	129,026
518 Pay and Allowance, Members of Organized Reserve	6,000,000	-
519 Transportation, Subsistence in Kind, etc.	25,700	-
520 Recruiting Expenses	50,000	-

^{a/} Annual Funding Program from 1 July 1948 to 30 June 1949.

Source: Budget Operations Division, Directorate of Budget, Comptroller, USAF, Hq.

331

TABLE 232.-- FUNDS ADMINISTERED BY USAF AS DIRECT SUPPORT FROM ARMY APPROPRIATIONS FOR AIR FORCE RESERVE
OFFICERS TRAINING CORPS: FISCAL YEARS, 1948 AND 1949

Project Number and Title	Estimated Obligations FY 1949 ^{a/}	Actual Obligations FY 1948
<u>Total</u>	<u>4,771,857</u>	<u>979,697</u>
511 Pay, Travel, Allowances, etc.	3,491,876	432,309
512 Pay of Civilian Employees	50,100	14,667
513 Travel and Other Expenses, Army Personnel (ROTC)	197,412	93,300
514 Procurement, Transportation and Other Expenses	564,630	392,934
515 Printing and Binding	346,980	-
516 Miscellaneous Operating Expense	120,859	46,487

^{a/} Annual Funding Program from 1 July 1948 to 30 June 1949.

Source: Budget Operations Division, Directorate of Budget, Comptroller, USAF, Hq.

TABLE 229.-- AIR RESERVE OFFICER TRAINING CORPS ENROLLMENT,

(Figures inclosed in parentheses indicate Negro

Line Number	Institution and Location	March						June		
		Basic			Advanced			Basic		
		Total	1st Year	2nd Year	Total	1st Year	2nd Year	Total	1st Year	2nd Year
First Air Force										
1	<u>Aggregate</u>	14,748	10,054	4,694	6,082	3,814	2,268	14,521	9,844	4,680
2		(447)	(304)	(143)	(115)	(82)	(33)	(457)	(322)	(135)
3	<u>First Air Force - Total</u>	1,858	1,232	626	523	318	205	1,810	1,201	609
4								(4)	(1)	(3)
5	Boston University, Mass	93	74	19	42	18	24	92	74	18
6	University of Connecticut, Conn	79	42	37	56	39	17	74	40	34
7	Colgate University, N.Y.	13	13	-	17	17	-	13	13	-
8	Cornell University, N.Y.	277	176	101	13	13	-	268	171	97
9	Fordham University, N.Y.	151	100	51	94	45	49	143	95	48
10								(2)	(-)	(2)
11	Harvard University, Mass	38	24	14	19	19	-	38	24	14
12	Mass. Institute of Technology, Massachusetts	252	149	83	35	13	22	227	143	84
13	University of Mass., Mass	137	91	46	18	18	-	134	89	45
14	University of New Hampshire, N.H.	173	142	31	40	26	14	168	139	29
15	New York University, N.Y.	200	96	104	42	34	8	198	95	103
16								(2)	(1)	(1)
17	Rutgers University, New Jersey.	394	274	120	22	10	12	387	269	118
18	Syracuse University, New York . .	23	9	14	89	40	49	22	8	14
19	Williams College, Mass	30	30	-	9	9	-	29	29	-
20	Yale University, Connecticut . .	18	12	6	27	17	10	17	12	5
Second Air Force										
21	<u>Second Air Force - Total</u>	4,102	2,880	1,222	1,377	832	545	3,721	2,606	1,115
		(1)	(1)	(-)	(4)	(2)	(2)	(19)	(10)	(9)
22	Colorado State, Colorado	374	265	109	54	37	17	293	207	86
23								(1)	(-)	(1)
24	University of Denver, Colorado.	15	10	5	58	58	-	13	9	4
25	University of Illinois, Ill	387	277	110	52	26	26	374	272	102
26					(1)	(-)	(1)	(4)	(-)	(4)
27	Knox College, Illinois	46	28	18	25	12	13	46	28	18
28	Coe College, Iowa	47	29	18	15	9	6	46	29	17
29					(1)	(-)	(1)			
30	Iowa State College, Iowa	333	240	93	59	40	19	282	199	83
31	State University of Iowa, Ia	287	182	105	56	44	12	248	169	79
32								(13)	(9)	(4)
33	Kansas State, Kansas	431	310	121	95	36	59	429	308	121
34	University of Kansas, Kansas	18	13	5	131	95	36	16	12	4
35	University of Wichita, Kansas	70	47	23	80	41	39	64	43	21
36	Michigan College of M & T, Mich . .	30	24	6	34	22	12	35	17	18
37	Michigan State College, Mich.	378	237	141	146	79	67	346	223	123
38	University of Michigan, Mich.	24	17	7	29	18	11	21	17	4
39		(1)	(1)	(-)				(1)	(1)	(-)
40	Wayne University, Michigan	14	8	6	34	34	-	13	8	5
41					(2)	(2)	(-)			
42	University of Minnesota, Minn	29	16	13	158	81	77	21	12	9
43	University of Missouri, Mo.	377	256	121	99	63	36	376	255	121
44	University of St. Louis, Mo.	18	18	-	41	41	-	32	32	-
45	University of Nebraska, Nebr.	266	164	102	56	28	28	254	156	98
46	N. Dakota Agricultural, N.D.	192	156	36	22	14	8	138	98	40
47	University of N. Dakota, N.D.	121	84	37	20	9	11	118	82	36
48	South Dakota State, S.D.	208	158	50	34	10	24	149	110	39
49	University of Wisconsin, Wisc	310	250	60	58	26	32	295	240	55
50	University of Wyoming, Wyo.	127	91	36	21	9	12	112	80	32

Source: Air Force ROTC Division, Office, Chief of Staff, USAF Hq.

TABLE 229.-- AIR RESERVE OFFICER TRAINING CORPS ENROLLMENT, BY

(Figures included in parentheses indicate Negro

Line Number	Institution and Location	March						June		
		Basic			Advanced			Basic		
		Total	1st Year	2nd Year	Total	1st Year	2nd Year	Total	1st Year	2nd Year
Fourth Air Force										
1	Fourth Air Force - Total . . .	1,946	1,340	606	923	695	228	1,897	1,294	603
					(2)	(2)	(-)			
2	Stanford University, Cal . . .	13	10	3	32	16	16	21	19	2
3	Oregon State College, Oregon . .	156	123	33	95	51	44	150	112	38
4	Montana State University, Ma . .	148	105	43	22	14	8	124	84	40
5	Utah State Agricultural College Utah . . .	102	70	32	222	148	74	101	70	31
6	San Jose State College, Cal . . .	19	11	8	69	69	-	29	17	12
7	Montana State College, Ma . . .	39	28	11	7	7	-	39	28	11
8	University of Idaho, Idaho . . .	98	50	48	45	45	-	98	50	48
9	University of Utah, Utah . . .	27	25	2	65	61	4	23	20	3
10	University of Oregon, Oregon . .	268	198	70	50	30	20	254	187	67
11	State College of Washington, Washington . . .	310	200	110	28	24	4	305	195	110
12	University of Washington, Wash.	19	10	9	100	91	9	36	29	7
13	University of Nevada, Nevada . .	104	58	46	21	16	5	102	54	48
14	University of Arizona, Arizona . .	268	199	69	75	48	27	258	190	68
15	University of California, Cal . . .	374	253	121	69	52	17	-	-	-
16	University of Southern Cal. . . .	1	-	1	23	23	-	1	-	1
17	California . . .	-	-	-	(2)	(2)	(-)	-	-	-
18	University of Cal. Los Angeles . .	-	-	-	-	-	-	356	239	117
Tenth Air Force										
19	Tenth Air Force - Total	1,461	962	499	980	612	368	1,652	1,089	563
20	University of Arkansas, Ark . . .	-	-	-	144	56	88	221	148	73
21	Louisiana State University, La. . .	366	228	138	87	46	41	345	213	132
22	University of Oklahoma, Okla. . .	426	291	135	114	80	34	417	285	132
23	Okla. A and M College, Okla. . . .	194	135	59	91	51	40	194	135	59
24	N.M. College of A and M., N.M. . .	-	-	-	44	31	13	-	-	-
25	A and M College of Texas, Texas . .	345	220	125	243	147	96	345	220	125
26	Texas Technological College, Tex . .	80	47	33	112	67	45	80	47	33
27	University of Texas, Texas. . . .	15	12	3	95	84	11	15	12	3
28	Tulane University, Louisiana	35	29	6	50	50	-	35	29	6
Eleventh Air Force										
29	Eleventh Air Force - Total	3,387	2,334	1,053	1,235	793	442	3,542	2,423	1,119
30		(92)	(40)	(52)	(55)	(37)	(18)	(92)	(60)	(32)
31	Duquesne University, Pa	-	-	-	65	38	27	127	111	16
32								(2)	(1)	(1)
33	Georgetown University, Wash, D.C . .	40	27	13	55	29	26	38	25	13
34	Gettysburg College, Pa	52	36	16	17	17	-	52	36	16
35	Indiana University, Indiana	432	276	156	83	56	27	430	276	154
36					(1)	(1)	(-)			
37	John Hopkins University, Md	38	25	13	23	14	9	37	24	13
38	Lehigh University, Pa	219	139	80	67	27	40	216	135	81
39	Ohio State University, Ohio	603	404	199	75	56	19	603	404	199
40		(27)	(17)	(10)	(1)	(1)	(-)	(27)	(17)	(10)
41	Ohio University, Ohio	62	62	-	34	13	21	-	-	-
42	Pennsylvania State College, Pa. . . .	198	198	-	92	25	67	198	198	-
43	Purdue University, Indiana	315	244	71	61	22	39	301	239	71
44	University of Akron, Ohio	-	-	-	60	31	29	-	-	-
45	University of Cincinnati, Ohio	90	58	32	136	117	19	87	56	31
46	University of Kentucky, Ky	404	244	160	105	68	37	404	244	160
47	University of Maryland, Md	442	302	140	35	19	16	442	302	140
48	University of Notre Dame, Ind	13	13	-	44	44	-	13	13	-
49	University of Pennsylvania, Pa	43	27	16	26	26	-	41	26	15
50		(1)	(-)	(1)	(1)	(1)	(-)	(1)	(-)	(1)
51	Howard University, Wash., D.C	-	-	-	-	-	-	-	-	-
52		(60)	(20)	(40)	(48)	(30)	(18)	(60)	(40)	(20)

AIR FORCE, BY INSTITUTION: MAR, JUN, AND, OCT, 1948. Continued

personnel and are shown as separate totals.)

June (contd)			Institution and Location	October						Line Number
Advanced				Basic			Advanced			
Total	1st Year	2nd Year		Total	1st Year	2nd Year	Total	1st Year	2nd Year	
Fourth Air Force										
<u>922</u> (2)	<u>717</u> (2)	<u>205</u> (-)	Fourth Air Force - Total . . .	<u>4,345</u> (7)	<u>3,388</u> (3)	<u>1,457</u> (4)	<u>1,517</u> (4)	<u>983</u> (1)	<u>534</u> (-)	1
33	17	16	University of Utah, Utah . . .	154	129	25	115	61	54	2
94	62	32	University of Nevada, Nevada . .	195	131	64	55	38	17	3
19	11	8	University of Southern California, California	40	32	8	68	54	14	4
201	137	64	Arizona State College, Arizona	239	218	21	23	21	2	5
78	78	-	Fresno State College, Calif. . .	61	56	5	23	23	-	6
7	7	-	Loyola University, California . .	237	153	84	(1)	(1)	(-)	7
45	45	-		(4)	(2)	(2)	34	34	-	8
66	62	4	Montana State College, Mont. . .	278	166	112	27	20	7	9
49	29	20	Montana State University, Mont. .	237	152	85	36	30	6	10
28	24	4	Oregon State Agricultural College, Oregon	467	290	177	92	50	42	11
119	111	8	San Jose State College, Calif. .	86	62	24	126	95	31	12
20	15	5	Stanford University, Calif. . .	128	101	27	52	28	24	13
74	47	27	State College of Washington, Wash	449	290	159	102	82	20	14
-	-	-	University of Arizona, Arizona . .	443	285	158	98	58	40	15
23	23	(-)		(2)	(-)	(2)				16
(2)	(2)	(-)	University of California, Los Angeles, California	375	240	135	92	53	39	17
66	49	17	University of Idaho, Idaho . . .	190	120	70	87	58	29	18
			University of Oregon, Oregon . .	456	302	154	60	29	31	
			University of Washington, Wash. .	443	423	20	174	110	64	
				(1)	(1)	(-)				
			Utah State Agricultural College, Utah	367	238	129	259	145	114	19
<u>962</u>	<u>592</u>	<u>363</u>								20
144	56	88								21
85	46	39								22
113	79	34								23
89	49	40	Tenth Air Force - Total	<u>8,648</u> (15)	<u>5,830</u> (13)	<u>2,818</u> (2)	<u>2,051</u> (8)	<u>1,350</u> (5)	<u>701</u> (3)	24
44	31	13	University of Illinois, Ill. . . .	505	329	176	55	35	20	25
234	140	94		(4)	(4)	(-)	(3)	(2)	(1)	26
111	67	44	Coe College, Iowa	125	81	44	40	23	17	27
94	83	11					(1)	(-)	(1)	28
48	48	-	Iowa State, Iowa	597	404	193	92	60	32	
			University of Iowa, Iowa	543	320	223	97	61	36	
				(5)	(3)	(2)				
			University of Minnesota, Minn. .	202	177	25	168	105	63	29
			University of Wisconsin, Wis. . .	335	218	117	63	44	19	30
			University of Missouri, Mo. . . .	701	411	290	129	76	53	
			University of St. Louis, Mo. . . .	442	398	44	185	145	40	
							(1)	(1)	(-)	31
63	37	26	Kansas State, Kansas	402	254	148	92	59	33	32
53	29	24	University of Wichita, Kansas . .	113	83	30	79	43	36	33
17	17	-	University of Kansas, Kansas . .	111	75	36	155	64	91	34
83	56	27		(1)	(1)	(-)	(1)	(1)	(-)	35
(1)	(1)	(-)	University of Nebraska, Nebr. . .	394	250	144	82	53	29	36
23	14	9	Colorado State, Colorado	477	318	159	86	58	28	37
67	27	40	University of Denver, Colorado . .	38	18	20	112	63	49	38
74	55	19	University of Wyoming, Wyoming .	249	135	114	30	23	7	39
(2)	(2)	(-)	North Dakota Agricultural, N.D. .	268	153	115	35	25	10	40
33	13	20	University of N. Dakota, N.D. . .	216	123	93	38	30	8	41
93	25	68	South Dakota State, S. Dakota . .	253	159	94	41	31	10	42
62	23	39	St Thomas College, Minnesota . .	508	371	137	75	75	-	43
60	31	29	Wisconsin State Teachers, Wisc. .	103	103	-	19	19	-	44
129	86	43	Bradley University, Illinois . . .	140	140	-	35	35	-	45
100	64	36		(2)	(2)	(-)				46
35	19	16	Washburn Municipal University, Kansas	61	58	3	29	29	-	47
44	44	-		(2)	(2)	(-)				48
24	24	(-)	University of Notre Dame, Ind. . .	165	122	43	67	34	33	49
(1)	(1)	(-)	Furdue University, Indiana	587	378	209	78	43	35	50
-	-	-	University of Indiana, Indiana . .	901	549	352	102	50	52	51
(89)	(69)	(20)					(1)	(-)	(1)	52

TABLE 229.-- AIR RESERVE OFFICER TRAINING CORPS ENROLLMENT, BY

(Figures included in parentheses indicate Negro

Line Number	Institution and Location	March						June		
		Basic			Advanced			Basic		
		Total	1st Year	2nd Year	Total	1st Year	2nd Year	Total	1st Year	2nd Year
Eleventh Air Force (contd)										
1	University of Pittsburg, Pa .	141	99	42	61	61	-	125	85	40
2		(4)	(3)	(1)	(4)	(4)	(-)	(3)	(2)	(1)
3	Virginia Military Institute, Va	56	36	20	64	39	25	57	37	20
4	Virginia Polytechnic Institute, Virginia	173	92	81	41	30	11	162	82	80
5	W. Kentucky State College, Ky.	66	52	14	15	10	5	68	55	13
6	W. Virginia University, W.Va .	-	-	-	76	51	25	141	84	57
Fourteenth Air Force										
7	<u>Fourteenth Air Force - Total</u>	<u>1,994</u>	<u>1,306</u>	<u>688</u>	<u>1,044</u>	<u>564</u>	<u>480</u>	<u>1,902</u>	<u>1,231</u>	<u>671</u>
		(354)	(262)	(91)	(54)	(41)	(13)	(341)	(251)	(90)
8	University of North Carolina, North Carolina	28	28	-	40	40	-	48	48	-
9	The Citadel, South Carolina	153	87	66	59	36	23	141	77	64
10	University of Florida, Florida	432	256	176	136	80	56	432	256	176
11	North Carolina State College, North Carolina	123	93	30	79	28	51	123	93	30
12	University of Tennessee, Tenn.	45	33	12	68	34	34	45	33	12
13	Alabama Polytechnic Inst., Ala	232	169	63	109	62	47	226	157	69
14	Clemson Agricultural College, South Carolina	119	79	40	78	44	34	119	79	40
15	University of Mississippi, Miss	77	46	31	54	29	25	77	46	31
16	Mississippi State College, Miss	146	113	33	164	92	72	140	110	30
17	University of Georgia, Ga. . .	128	70	58	87	54	33	109	59	50
18	Georgia School of Technology, Georgia	118	101	17	62	23	39	107	90	17
19	University of Alabama, Alabama	393	231	162	108	42	66	335	183	152
20	Tuskegee Institute, Alabama	-	-	-	-	-	-	-	-	-
21		(354)	(262)	(91)	(54)	(41)	(13)	(341)	(251)	(90)

AIR FORCE, BY INSTITUTION: MAR, JUN, AND OCT, 1948. Continued

personnel and are shown as separate totals.)

June (contd)			Institution and Location	October						Line Number
Advanced				Basic			Advanced			
Total	1st Year	2nd Year		Total	1st Year	2nd Year	Total	1st Year	2nd Year	
Tenth Air Force (contd)										
59	59	-	Ball State, Indiana	140	131	9	33	33	-	1
(4)	(4)	(-)		(1)	(1)	(-)				2
64	34	25	Butler University, Indiana . . .	72	72	-	34	34	-	3
39	17	22					(1)	(1)	(-)	4
14	9	5								5
76	51	25								6
Fourteenth Air Force										
<u>Fourteenth Air Force - Total . . .</u>				<u>7,151</u>	<u>4,398</u>	<u>2,753</u>	<u>2,752</u>	<u>1,670</u>	<u>1,083</u>	
				(184)	(101)	(83)	(90)	(46)	(44)	
			Alabama Polytechnic Institute, Alabama	347	219	128	121	56	65	7
			North Carolina State College, N.C.	343	203	140	72	46	26	
			University of Florida, Florida . . .	501	285	216	162	91	71	
			University of Mississippi, Miss.	135	85	50	73	48	25	8
33	33	-	University of Alabama, Alabama . .	572	290	282	143	103	40	
			The Citadel, South Carolina . . .	168	95	73	99	54	45	9
68	35	33	Clemson College, South Carolina . .	280	137	143	95	52	43	10
130	75	55	Georgia School of Technology, . .	196	117	79	85	56	29	11
79	27	52	Georgia							
			University of North Carolina, N.C.	125	78	47	91	58	33	12
66	32	34	University of Georgia, Ga	155	99	56	100	48	52	13
121	65	56	Mississippi State College, Miss.	254	137	117	197	110	87	14
78	44	34	University of Tennessee	95	55	40	49	20	29	
			Louisiana State University, La . . .	508	294	214	116	74	42	15
54	29	25	University of Oklahoma, Oklahoma	564	334	230	158	88	70	16
162	92	70	University of Arkansas, Arkansas	283	164	99	114	56	58	17
86	53	33	Oklahoma A and M, Oklahoma . . .	553	362	191	108	61	47	18
67	29	38	Texas A and M, Texas	794	509	285	334	212	122	
			New Mexico A and M, New Mexico . .	152	93	59	66	43	23	19
143	76	67	Texas School of Technology, Texas	182	134	48	118	62	56	20
-	-	-	University of Texas, Texas	145	94	51	169	94	75	21
(55)	(42)	(13)	Tulane University, Louisiana . . .	121	84	37	81	36	45	
			Southern Methodist University, Tex	159	64	95	55	55	-	
			Baylor University, Texas	118	97	21	29	29	-	
			Southwestern Louisiana Institute, Louisiana	183	183	-	44	44	-	
			University of Miami, Florida . . .	174	125	49	39	39	-	
			East Carolina Teachers, North Carolina	44	41	3	35	35	-	
			Tuskegee Institute, Alabama . . .	-	-	-	-	-	-	
				(184)	(101)	(83)	(90)	(46)	(44)	

TABLE 232.-- FUNDS ADMINISTERED BY USAF AS DIRECT SUPPORT FROM ARMY APPROPRIATIONS FOR AIR FORCE RESERVE OFFICERS TRAINING CORPS: FISCAL YEARS, 1948 AND 1949

Project Number and Title	Estimated Obligations FY 1949 ^{a/}	Actual Obligations FY 1948
<u>Total</u>	4,771,857	979,697
511 Pay, Travel, Allowances, etc.	3,491,876	432,309
512 Pay of Civilian Employees	50,100	14,667
513 Travel and Other Expenses, Army Personnel (ROTC)	197,412	93,300
514 Procurement, Transportation and Other Expenses	564,630	392,934
515 Printing and Binding	346,980	-
516 Miscellaneous Operating Expense	120,859	46,487

^{a/} Annual Funding Program from 1 July 1948 to 30 June 1949.

Source: Budget Operations Division, Directorate of Budget, Comptroller, USAF, Hq.

TABLE 233.— CIVIL AIR PATROL PERSONNEL (ACTIVE AND

State and Territory	31 Mar 1948				30 Jun 1948			
	Total	Officer	Enlisted	Cadet	Total	Officer	Enlisted	Cadet
<u>Aggregate</u>	<u>156,301</u>	<u>6,516</u>	<u>115,992</u>	<u>33,793</u>	<u>160,901</u>	<u>7,220</u>	<u>118,219</u>	<u>35,462</u>
<u>Continental - Total</u>	<u>156,037</u>	<u>6,504</u>	<u>115,940</u>	<u>33,593</u>	<u>160,468</u>	<u>7,207</u>	<u>118,099</u>	<u>35,162</u>
Alabama	1,485	72	1,172	241	1,575	82	1,240	253
Arizona	1,053	51	876	126	1,127	66	915	146
Arkansas	3,895	86	1,269	2,540	3,896	86	1,270	2,540
California	11,290	552	9,388	1,350	12,042	621	9,777	1,644
Colorado	1,773	168	1,240	365	1,965	184	1,291	490
Connecticut	1,957	121	1,530	306	2,125	142	1,579	404
Delaware	791	83	509	199	903	89	514	300
District of Columbia	321	6	75	240	249	15	113	121
Florida	3,117	135	2,743	239	3,156	176	2,730	250
Georgia	2,666	62	2,084	520	2,619	63	2,108	448
Idaho	977	59	825	93	1,026	65	849	112
Illinois	6,783	298	5,447	1,038	7,101	289	5,528	1,284
Indiana	5,352	311	4,092	949	5,211	327	4,096	788
Iowa	4,305	297	3,929	79	4,317	304	3,929	84
Kansas	4,797	117	3,352	328	3,904	138	3,388	378
Kentucky	2,101	116	1,324	661	2,308	125	1,333	850
Louisiana	1,854	100	1,497	257	1,847	113	1,541	193
Maine	1,538	34	1,302	202	1,552	35	1,305	212
Maryland	1,789	120	1,493	176	1,805	124	1,492	189
Massachusetts	2,762	91	2,021	1,650	3,254	123	2,081	1,050
Michigan	9,712	242	6,514	2,956	9,870	254	6,556	3,060
Minnesota	3,294	125	2,841	328	3,275	142	2,892	241
Mississippi	707	36	543	128	810	38	566	206
Missouri	4,390	173	3,614	603	4,464	201	3,667	596
Montana	1,102	79	832	191	1,157	97	893	167
Nebraska	2,255	151	1,742	362	2,296	155	1,763	378
Nevada	756	40	676	40	749	41	683	25
New Hampshire	1,055	41	984	30	1,103	47	1,022	34
New Jersey	4,342	151	2,871	1,320	4,025	158	2,979	888
New Mexico	975	72	753	150	1,296	117	729	450
New York	11,317	453	8,564	2,300	11,271	486	8,668	2,117
North Carolina	3,512	176	2,326	1,010	3,653	195	2,347	1,111
North Dakota	827	49	461	317	828	47	548	233
Ohio	12,133	336	6,797	5,000	11,217	369	6,798	4,050
Oklahoma	2,937	124	2,464	349	3,049	132	2,533	384
Oregon	2,621	67	2,154	400	2,695	84	2,211	400
Pennsylvania	7,931	389	6,156	1,386	8,076	426	6,192	1,458
Rhode Island	1,047	37	554	456	743	37	610	96
South Carolina	1,399	32	1,009	358	1,473	41	1,017	415
South Dakota	870	28	622	220	814	36	628	150
Tennessee	1,931	84	1,712	135	1,977	89	1,771	117
Texas	6,150	208	5,590	352	6,557	223	5,655	679
Utah	1,774	62	1,498	214	1,988	62	1,521	405
Vermont	986	43	384	559	1,231	95	427	709
Virginia	1,754	65	1,376	313	1,811	74	1,407	330
Washington	2,964	56	1,897	1,011	2,982	50	1,963	959
West Virginia	1,385	62	1,122	201	1,433	62	1,165	206
Wisconsin	4,839	211	3,488	1,140	7,171	236	3,578	3,357
Wyoming	466	33	228	205	472	36	231	205
<u>Outside Continental - Total</u>	<u>264</u>	<u>12</u>	<u>52</u>	<u>200</u>	<u>433</u>	<u>13</u>	<u>120</u>	<u>300</u>
Hawaii	264	12	52	200	416	12	104	300
Alaska	-	-	-	-	a/ 17	1	16	-

a/ Initial report

INACTIVE), BY STATE AND TERRITORY: BY QUARTER, 1948

Sep 1948				Dec 1948				State & Territory
Total	Officer	Enlisted	Cadet	Total	Officer	Enlisted	Cadet	
<u>158,064</u>	<u>7,777</u>	<u>121,162</u>	<u>29,125</u>	<u>165,108</u>	<u>8,288</u>	<u>128,318</u>	<u>28,502</u>	<u>Aggregate</u>
<u>157,719</u>	<u>7,771</u>	<u>120,979</u>	<u>28,969</u>	<u>164,662</u>	<u>8,229</u>	<u>128,087</u>	<u>28,346</u>	<u>Continental - Total</u>
1,748	85	1,292	371	1,651	96	1,385	170	Alabama
1,136	76	927	133	1,179	76	974	129	Arizona
3,842	87	1,270	2,485	3,843	87	1,271	2,485	Arkansas
12,283	750	10,201	1,332	13,085	826	10,731	1,528	California
2,109	200	1,385	524	2,096	208	1,449	439	Colorado
2,114	146	1,600	368	2,105	155	1,658	292	Connecticut
728	92	516	120	718	92	522	104	Delaware
239	45	140	54	296	52	160	84	District of Columbia
3,247	194	2,802	251	3,365	221	2,852	292	Florida
2,640	63	2,129	448	2,694	63	2,170	461	Georgia
978	70	877	31	1,004	76	896	32	Idaho
6,885	352	5,510	1,023	6,963	361	5,579	1,023	Illinois
5,170	326	4,184	660	5,084	337	4,228	519	Indiana
4,342	316	3,938	88	4,376	319	3,975	82	Iowa
3,950	146	3,426	378	4,056	173	3,505	378	Kansas
2,312	126	1,936	850	2,507	126	1,355	1,026	Kentucky
1,958	117	1,551	290	1,788	133	1,576	79	Louisiana
1,383	29	1,328	26	1,424	30	1,338	56	Maine
1,766	71	1,547	148	1,753	71	1,598	84	Maryland
2,881	153	2,156	572	3,111	169	2,291	651	Massachusetts
9,938	269	6,655	3,014	10,023	285	6,724	3,014	Michigan
3,292	156	2,943	193	3,355	163	2,981	211	Minnesota
761	38	572	151	798	39	608	151	Mississippi
4,736	207	3,930	599	4,352	213	3,970	169	Missouri
1,198	134	889	175	1,248	135	931	182	Montana
2,330	158	1,794	378	2,395	161	1,818	416	Nebraska
754	40	694	20	806	40	746	20	Nevada
1,178	44	1,048	86	1,169	45	1,096	28	New Hampshire
4,234	172	3,106	956	4,471	176	3,150	1,145	New Jersey
1,065	118	759	188	1,155	128	812	215	New Mexico
11,739	499	9,120	2,120	12,062	511	9,250	2,301	New York
2,890	230	2,372	288	7,408	232	6,678	498	North Carolina
951	49	669	233	887	51	690	146	North Dakota
10,478	377	6,891	3,210	8,031	378	6,947	706	Ohio
3,018	151	2,578	289	3,095	169	2,637	289	Oklahoma
2,719	85	2,234	400	2,633	100	2,267	266	Oregon
7,581	432	6,226	923	7,670	445	6,302	923	Pennsylvania
781	56	629	96	841	74	636	131	Rhode Island
1,297	41	1,022	234	1,421	42	1,032	347	South Carolina
859	39	662	158	963	43	683	237	South Dakota
2,044	96	1,819	129	2,166	112	1,846	208	Tennessee
7,087	259	5,761	1,067	7,247	262	5,889	1,096	Texas
1,907	73	1,545	289	2,019	79	1,572	368	Utah
1,253	98	446	709	1,117	123	505	489	Vermont
1,891	78	1,446	367	2,017	104	1,501	412	Virginia
2,353	73	2,025	255	2,501	73	2,096	332	Washington
1,360	61	1,186	113	1,447	75	1,203	169	West Virginia
5,842	261	3,606	1,975	7,517	265	3,684	3,568	Wisconsin
472	33	237	202	750	35	320	395	Wyoming
<u>365</u>	<u>6</u>	<u>182</u>	<u>156</u>	<u>446</u>	<u>29</u>	<u>231</u>	<u>156</u>	<u>Outside Continental - Total</u>
306	1	149	156	375	54	165	156	Hawaii
39	5	34	-	71	5	66	-	Alaska

TABLE 234.-- CIVIL AIR PATROL STRENGTH (ACTUAL): 31 DEC, 1948

Personnel				
<u>USAF Personnel on Actual Duty with Civil Air Patrol.</u>				
<u>Total</u>	<u>Officers</u>	<u>Airmen</u>	<u>Civilians</u>	
192	69	71	52	
<u>Civil Air Patrol Personnel (Actual)</u>				
<u>Total</u>	<u>Seniors</u>	<u>Cadets</u>		
159,000 (active)	131,000	28,000		
Civil Air Patrol Units				
<u>Total</u>	<u>Wings a/</u>	<u>Groups</u>	<u>Squadrons</u>	<u>Flights</u>
905	51	96	585	173
a/ The 51 CAP wings are located thus: 1 in each of the 48 states; 1 in the District of Columbia; and 1 each in the territories of Hawaii and Alaska.				

TABLE 235.-- CIVIL AIR PATROL WINGS WITH ADDRESS LOCATION: 31 DEC, 1948

State Wing and City	State Wing and City	State Wing and City
Alabama - Birmingham	Maryland - Baltimore	Oregon - Portland
Arizona - Phoenix	Massachusetts - Boston	Pennsylvania - Allentown
Arkansas - Little Rock	Michigan - Detroit	Rhode Island - Providence
California - Los Angeles	Minnesota - Minneapolis	South Carolina - Rock Hill
Colorado - Denver	Mississippi - Jackson	South Dakota - Sioux Falls
Connecticut - South Meriden	Missouri - Kansas City	Tennessee - Nashville
Delaware - New Castle	Montana - Cut Bank	Texas - Dallas
Florida - Orlando	Nebraska - Omaha	Utah - Salt Lake City
Georgia - Marietta	Nevada - Reno	Vermont - Barre
Idaho - Boise	New Hampshire - Leconia	Virginia - Richmond
Illinois - Springfield	New Jersey - Newark	Washington - Spokane
Indiana - Indianapolis	New Mexico - Albuquerque	West Virginia - Huntington
Iowa - Des Moines	New York - Buffalo	Wisconsin - Milwaukee
Kansas - Wichita	North Carolina - Charlotte	Wyoming - Rock Springs
Kentucky - Louisville	North Dakota - Fargo	Hawaii - San Francisco
Louisiana - New Orleans	Ohio - Columbus	National Capitol - Washington, D.C.
Maine - Fort William	Oklahoma - Oklahoma City	Alaska - Seattle

Source (above tables): CAP and Scout Affairs, Special Assistant for Reserve Forces, Office Chief of Staff, USAF, Hq.

TABLE 236.-- RED, WHITE, AND BLUE COURSE REQUIREMENTS FOR CIVIL AIR PATROL CADET TRAINING:
AS OF 31 DEC, 1948

Course	Basic Course (Red) Hours Required a/	Secondary Course (White) Hours Required b/	Advanced Course (Blue) Hours Required c/
Total	<u>120</u>	<u>115</u>	<u>148</u>
Airmanship	26	29	42
Communications	24	12	27
Engineering	5	14	12
Flying Safety	12	27	22
Meteorology	10	10	6
Military Training	33	15	10
Navigation	10	8	29

- a/ All cadets must complete 90 percent of the hour requirements of the Red Course prior to the beginning of the White Course with an academic average of at least 75 percent in each course.
- b/ Students must have completed the Red Course and must complete 90 percent of the required total hours, with an academic rating of at least 75 percent, prior to graduation to the Blue Course (Advanced).
- c/ Students must have completed both Red and White Courses and must complete 90 percent of the required number of hours and achieve an academic record of at least 75 percent to graduate from the Blue Course which completes the CAP Cadet Training Program.

Source: Civil Air Patrol And Scout affairs, Special Assistant for Reserve Forces, Office, Chief of Staff,
USAP, Hq.

TABLE 237.-- AIR SCOUT PERSONNEL REPORT: 31 DEC, 1948

		<u>Personnel</u>			
<u>Total</u>		<u>Unit Members</u>		<u>Senior Scout Outfit Members</u>	
22,330		6,846		15,484	
	<u>Units</u>		<u>Senior Scout Outfits Participating in Air Scout Program a/</u>		
	593 Squadrons		1,374		
<u>Senior Scout Personnel Enrollment</u>					
<u>Total</u>	<u>Sea Scouts</u>	<u>Explorer Scouts</u>	<u>Outfits a/</u>	<u>Air scouts</u>	<u>Rovers</u>
83,415	23,113	36,348	15,484	6,846	1,624

a/ "Outfits" are organizations which participate in the Air Scout Program and which participate in Sea Scouting, Explorer Scouting, and Air Scouting.

Source: Hq, Continental Air Command, Mitchel Air Force Base, New York.


TABLE 238.-- SENIOR SCOUT REGIONS IN CONTINENTAL US IN WHICH CONTINENTAL AIR COMMAND IS REPRESENTED BY AIR FORCE SENIOR SCOUT LIAISON OFFICERS: 31 DEC, 1948

Region Address	I - Connecticut, Massachusetts, Rhode Island, New Hampshire, Vermont and Maine - Boston, Mass.
Region Address	II - New York and New Jersey - N Y City, N Y
Region Address	III - Delaware, Maryland, Pennsylvania, Virginia and District of Columbia. - Philadelphia, Pa.
Region Address	IV - Ohio and West Virginia - Cincinnati, Ohio
Region Address	V - Alabama, Arkansas, Louisiana, Mississippi and Tennessee. - Memphis, Tenn.
Region Address	VI - Georgia, Florida, South Carolina and North Carolina - Atlanta, Ga
Region Address	VII - Indiana, Michigan, Illinois and Wisconsin - Chicago, Ill
Region Address	VIII - Colorado, Iowa, Kansas, Missouri, Nebraska and Wyoming - Kansas City, Mo.
Region Address	IX - New Mexico, Oklahoma and Texas - Dallas, Tex
Region Address	X - Minnesota, eastern part of Montana, North Dakota and South Dakota - St. Paul, Minn.
Region Address	XI - Oregon, Washington, Idaho, western part of Montana and Alaska - Portland, Oregon
Region Address	XII - California, Arizona, Utah, Nevada and Hawaii - Los Angeles, Calif.

Source: Hq., Continental Air Command, Mitchel Air Force Base, New York

PART XIV.....

THE BERLIN AIRLIFT



THE BERLIN AIRLIFT - OPERATION "VITTLES"

The Russian land and water blockade of Berlin, restricting communications, transportation and trade between the Western occupation zones and their sectors in Berlin was imposed on 1 March 1948 and on 18 June they served notice they would not feed the Germans in the United States, British and French sectors.

The airlift began on 26 June 1948, when Air Force twin-engine C-47s made 32 flights from the Frankfurt area to Berlin through the air corridors to carry 80 tons of food to feed the metropolis of Berlin. Two days later British transport planes joined the airlift. On 12 August the airlift brought 4,742 tons into the city.

As the airlift continued, U.S. Navy planes and crews joined the operations and while Berliners were getting enough to eat they were cold. Coal for industry had been flown in but homes got only 25 pounds per person. Air Force Day was marked by U.S. planes flying 5,583 tons of coal into Berlin during a 24-hour period.

Winter fog, snow and ice slowed the lift, but instrument flying was sharpened by a radar controlled landing system (Ground Controlled Approach). Ground Control Approach Landings at Berlin increased from 50 a month in June 1948 to approximately 3,000 a month during the worst weather conditions.

Tired airlift crews were replaced by men trained at Great Falls, Montana, on a flying range which duplicated Berlin corridors.

A chronology of the airlift operations is presented herein on pages 340 and 341.

The Berlin Airlift, with its round-the-clock operation, was faced with probably the most tremendous maintenance problem ever encountered in air operations. Specially devised by the airlift was a new system of maintenance, which had as its keynote a cycled reconditioning of each airplane upon completion of 1,000 hours flying time. This reconditioning program was begun in late August 1948 when aircraft were flown to the U.S. for complete overhaul by civilian aircraft firms - Texas Engineering, Lockheed and Aircraft Engine and Maintenance Corp. Only emergency maintenance was performed in Berlin but intermediate inspections every 50 hours of flying time were made at air bases in the American sector of Western Germany. A thorough inspection was made of each aircraft at Burtonwood, England after each 200 hours of flying time on the airlift. Maintenance by all participating organizations, the U.S. Navy, the Air Force and the British, was an important contribution to the success of Operation Vittles.

Teamwork by all of the Armed Services was required by the Berlin Airlift, and this requirement was met fully every day of the project without interruption, despite rigorous weather, operational hazards, maintenance problems or any of the other thousands of obstacles presented by the huge transportation and supply effort. The Army truck drivers who hauled the cargo destined for Berlin over icy highways from near Bremerhaven to the take-off points in Western Germany; the seamen on the Navy tankers that carried the aviation fuel and oil across the Atlantic; the mechanics who worked round-the-clock at maintenance depots in Germany and England; the civilian maintenance experts at aviation engineering shops and the military personnel at supply depots in the U.S. and the hundreds of French and British military personnel, civilians and Displaced Persons who actually handled the cargo and loaded the aircraft with speed and precision - all of these people were responsible for the success of the airlift.

Table 239 page 338 shows, not only the bare statistical record, but also the measure of technical progress already made at the end of the year and which was to increase so significantly in the months following.

TABLE 239.-- BERLIN AIRLIFT (OPERATION

Line Number	Date of Operation Location and Type of Aircraft	Aircraft				Crews			
		Average Daily Aircraft On Hand a/	Average Daily Air- craft In Commission	Number of Aircraft Lost or Destroyed	Total Hours Flown b/	Average Daily Crews Available	Average Daily Crews Utilized	Number of Aircraft Personnel	
								Killed	Seriously Injured
1	<u>Total</u>	<u>172 f/</u>	<u>109 f/</u>	<u>16</u>	<u>209,222</u>	<u>375 f/</u>	<u>241 f/</u>	<u>15</u>	<u>5</u>
2	26 June to								
3	<u>31 July incl - Total</u>	<u>154.0</u>	<u>106.0</u>	<u>2</u>	<u>30,164</u>	<u>251.0</u>	<u>209.0 f/</u>	<u>4</u>	<u>0</u>
4	Weisbaden								
5	C-47	82.0	54.0	3	16,262	126.0	101.0 f/	4	0
6	Rhein-Main								
7	C-47	26.0	19.0	0	6,014	44.0	29.0 f/	0	0
8	C-54	46.0	33.0	0	7,888	81.0	78.0 f/	0	0
9	<u>31 August - Total</u>	<u>185.2</u>	<u>117.0</u>	<u>4</u>	<u>35,150</u>	<u>432.0</u>	<u>217.0</u>	<u>4</u>	<u>0</u>
10	Weisbaden								
11	C-47	83.0	53.0	2	13,076	140.0	75.0	4	0
12	C-54	6.1	4.8	0	1,669	19.0	11.0	0	0
13	Rhein-Main								
14	C-47	2.4	1.6	0	395	10.0	5.0 est	0	0
15	C-54	83.0	51.0	2	18,297	234.0	115.0	0	0
16	C-74	0.4	0.2	0	27	1.0	1.0	0	0
17	Fassburg								
18	C-54	10.3	6.4	0	1,686	28.0	10.0	0	0
19	<u>30 September - Total</u>	<u>189.0</u>	<u>115.4</u>	<u>2</u>	<u>42,890</u>	<u>389.0</u>	<u>270.0</u>	<u>0</u>	<u>0</u>
20	Weisbaden								
21	C-47	71.0	41.0	1	14,772	117.0	91.0	0	0
22	C-82	3.3	2.0	0	331	5.3	2.3	0	0
23	Rhein-Main								
24	C-54	74.0	47.0	1	19,148	166.0	115.0	0	0
25	C-74	0.7	0.4	0	51	0.7	0.7	0	0
26	Fassburg								
27	C-54	40.0	25.0	0	8,588	100.0	61.0	0	0
28	<u>31 October - Total</u>	<u>153.9</u>	<u>97.5</u>	<u>2</u>	<u>36,807</u>	<u>338.3</u>	<u>253.5</u>	<u>2</u>	<u>0</u>
29	Weisbaden								
30	C-47	1.9	0.5	0	76	3.3	0.5	0	0
31	C-54	21.0	13.0	1	5,298	48.0	36.0	0	0
32	C-82	5.0	2.0	0	425	5.0	3.0	0	0
33	Rhein-Main								
34	C-54	71.0	49.0	1	18,956	149.0	110.0	3	0
35	Fassburg								
36	C-54	55.0	33.0	0	12,052	133.0	104.0	0	0
37	<u>30 November - Total</u>	<u>162.3</u>	<u>103.3</u>	<u>2</u>	<u>28,170</u>	<u>395.0</u>	<u>213.0</u>	<u>0</u>	<u>2</u>
38	(Incl Navy)								
39	Weisbaden								
40	C-82	4.3	2.3	0	305	5.0	2.0	0	0
41	C-54	23.0	14.0	0	4,273	52.0	32.0	0	0
42	Rhein-Main (Incl Navy)								
43	C-54	75.0	51.0	2	13,574	198.0	93.0	0	0
44	(USN-R5D-C-54)	(15)	(11)	(1)	(2,675)	(56)	(g/)	(0)	(0)
45	Fassburg								
46	C-54	60.0	36.0	1	10,018	140.0	86.0	0	3
47	<u>31 December - Total</u>	<u>192.4</u>	<u>114.3</u>	<u>2</u>	<u>36,041</u>	<u>449.9</u>	<u>264.0</u>	<u>4</u>	<u>2</u>
48	(Incl Navy)								
49	Weisbaden								
50	C-82	3.6	1.6	0	169	4.7	1.0	0	0
51	C-54	22.1	13.3	0	4,201	48.7	32.4	0	0
52	Celle								
53	C-54	11.7	6.4	0	1,838	18.5	15.6	0	0
54	Rhein-Main (Incl Navy)								
55	C-54	91.0	60.0	1	19,235	234.0	126.0	1	2
56	(USN-R5D-C-54)	(23.4)	(18)	(1)	(5,332)	(55)	(g/)	(1)	(2)
57	Fassburg								
58	C-54	64.0	33.0	1	10,548	144.0	89.0	3	0

Note: a/ Aircraft on hand are those possessed by operating groups (aircraft in base shops and air depots are not
 b/ Mileage (statute) used for Ton/Miles is: From Weisbaden-281 (round trip 617); From Rhein-Main-267
 this period, British Operation "Plainfare" transported 193,369 US short tons of cargo. f/ Data not for

"VITTLES"): 26 JUN THROUGH 31 DEC 1948

Flights				Cargo and Passengers										Line Number
Number of Passenger Flights To Berlin	Number of Flights Landing Cargo	Ton Miles Flown-Cargo Flights Only g/	Number of Statute Miles Flown d/	Number of US Short Tons Flown To Berlin				Number of Passengers Flown To Berlin	Tons of Cargo From Berlin	Number of Passengers From Berlin	Number of Other Casualties			
				Total	Food	Coal	Other				Killed	Serialized		
506	63,152	120,147,741	32,410,207	535,019	E/	E/	E/	10,578	27,333	19,776	1	2	1	
94	8,022	11,183,410	4,952,539	41,188	E/	E/	E/	1,871	E/	7,337	1	0	2	
0	4,142	3,737,581	2,555,614	13,301	E/	E/	E/	0	0	0	1	0	3	
94	1,398	1,059,189	899,676	3,967	E/	E/	E/	1,871	0	2,640	0	0	4	
0	2,483	6,386,640	1,497,249	23,920	E/	E/	E/	0	0	4,697	0	0	5	
68	9,728	18,863,682	5,695,619	73,632	21,416	49,851	2,365	1,371	E/	2,650	0	0	6	
0	3,139	3,100,554	1,936,763	11,034	9,464	0	1,570	0	0	0	0	0	7	
0	441	1,189,473	272,097	4,233	4,233	0	0	0	0	0	0	0	8	
10	104	84,372	68,742	316	2	74	240	119	0	142	0	0	9	
58	5,172	13,214,631	3,153,690	49,493	7,252	41,807	434	1,252	0	2,508	0	0	10	
0	9	37,647	5,427	141	20	0	121	0	0	0	0	0	11	
0	863	1,237,005	258,900	8,415	445	7,970	0	0	0	0	0	0	12	
86	12,819	22,603,813	6,596,308	101,871	27,051	69,540	5,280	1,439	E/	2,997	0	0	13	
0	3,487	3,357,388	2,151,479	11,948	7,329	880	3,739	0	0	0	0	0	14	
0	79	111,276	48,743	396	114	50	232	0	0	0	0	0	15	
86	5,159	13,209,825	3,162,735	49,475	17,225	31,141	1,109	1,439	0	2,897	0	0	16	
0	17	83,838	10,251	314	0	114	200	0	0	0	0	0	17	
0	4,077	5,841,486	1,223,100	39,738	2,383	37,355	0	0	0	0	0	0	18	
87	12,052	24,575,487	5,650,543	115,793	27,594	82,869	5,330	1,854	9,861	2,713	0	0	19	
0	16	15,455	9,872	55	34	0	21	0	0	0	0	0	20	
0	1,369	3,681,100	844,673	13,100	4,646	5,061	3,393	0	0	0	0	0	21	
0	105	145,839	64,785	519	72	20	427	0	0	0	0	0	22	
87	4,984	12,730,560	3,057,813	47,680	22,842	23,349	1,489	1,854	0	2,713	0	0	23	
0	5,578	8,002,533	1,673,400	54,439	0	54,439	0	0	0	0	0	0	24	
78	8,968	18,434,691	4,121,933	87,963	23,042	60,543	4,378	2,362	3,480	2,451	0	0	25	
0	67	92,730	41,339	330	36	20	274	0	E/	0	0	0	26	
8	1,057	2,946,285	657,105	10,485	2,547	5,583	2,355	279	E/	60	0	0	27	
70	3,393	9,022,197	2,088,189	33,791	20,435	11,629	1,727	2,083	E/	2,391	0	0	28	
(C)	(680)	(1,891,161)	(269,541)	(7,083)	(g/)	(E/)	(E/)	(0)	(E/)	(0)	(0)	(0)	29	
0	4,451	6,373,479	1,335,300	43,357	24	43,311	22	0	E/	0	0	0	30	
93	11,562	24,486,658	5,392,265	114,572	36,617	71,951	6,004	1,681	7,110	1,728	0	1	31	
0	44	56,762	27,148	202	23	3	176	0	E/	0	0	0	32	
21	1,070	3,007,262	673,147	10,702	4,513	3,079	3,110	280	E/	40	0	0	33	
3	793	1,248,960	241,984	7,806	3,569	40,409	188	0	E/	0	0	0	34	
69	4,993	13,532,361	3,052,386	50,683	28,321	19,847	2,515	1,401	E/	1,688	0	3	35	
(O)	(1,451)	(3,962,814)	(874,953)	(14,842)	(E/)	(E/)	(E/)	(0)	(E/)	(0)	(0)	(3)	36	
0	4,662	6,641,313	1,398,600	45,179	191	44,973	15	0	E/	0	0	0	37	

included) b/ Includes Navy g/ Ton/Miles computed on cargo trips into Berlin only.
(round trip 603); From Fassburg-147 (round trip 300); From Celle-160 (round trip 304) g/ In addition, during
entire period, but reflects all available information g/ Not available h/ Cumulative from 26 Jan

TABLE 240.-- CHRONOLOGY OF THE BERLIN AIRLIFT OPERATIONS: 21 JUN THROUGH 31 DEC 1948

June 21 1948	--	Last food train goes into Berlin, Russian blockade begins.
June 21 - 25	--	Transportation to Berlin restricted to planes flying the air corridors.
June 26	--	Airlift begins with 32 flights of C-47s carrying 80 tons of food supplies into Berlin's Tempelhof Air Force Base from Wiesbaden AFB near Frankfurt.
June 28	--	Approximately 39 C-54 four-engined transport planes are ordered transferred from their bases in Alaska, the Caribbean area and from Tactical Air Command units in the U.S. - British planes join lift.
June 30	--	USAF and its major commands throughout the U.S., principally Military Air Transport Service, begin indirect support of airlift and supervision of movement of Troop Carrier Aircraft over North Atlantic routes to Europe and providing airlift from Air Materiel Command depots to overseas embarkation points at Westover AFB, Chicopee Falls, Massachusetts.
July 10	--	Headquarters USAF directs MATS to provide nine C-54 transport planes for the Berlin airlift, specifying that the planes carry triple crews and be placed under operational control of the United States Air Forces in Europe.
July 20	--	Aircraft strength reaches 54 C-54s and 105 C-47s assigned to airlift. British planes, including 40 Royal Air Force Yorks and 50 Dakotas (C-47s), also operating on airlift. Maximum daily tonnage to date 1,500 flown in by U.S. planes and 750 tons by British.
July 23	--	Headquarters USAF directs MATS to establish a provisional Task Force Headquarters, maintenance facilities, traffic personnel and eight additional transport squadrons of nine C-54s each for the airlift. Major General William H. Tunner, MATS Deputy Commander for Air Transport, is assigned Task Force Commander to direct entire airlift under the control of USAFE.
July 24	--	Plans for Task Force completed, establishing TF Headquarters at Wiesbaden with an Air Transport Group and four squadrons based at Wiesbaden, and another such group with four squadrons based at Rhein-Main Air Force Base. Both bases are near Frankfurt in Western Germany.
July 27	--	General Tunner and advance party of the Task Force Headquarters leave Westover AFB for Germany with the first two of the additional eight squadrons ordered on July 23. Both squadrons had been based at Westover.
July 30	--	New airlift daily record - 1,918 tons flown by U.S. planes.
July 31	--	New record - 2,054 tons airlift to Berlin by U.S. planes. Total U.S. flights for July - 7,850 delivering 41,013 tons.
August 3	--	Second flight of two MATS squadrons from Fairfield-Suisun AFB, Fairfield, California, depart for Germany from Westover AFB.
August 4	--	New record for U.S. planes -- 2,104 tons.
August 8	--	Third flight of two MATS squadrons from Kelly AFB, San Antonio, Texas, departed from Westover for Germany.
August 10	--	Fourth flight of two MATS squadrons from Japan and Hawaii left Westover for Germany. A new U.S. daily record 2,437 tons, 346 flights.
August 14	--	A Douglas C-74 Globemaster arrived in Germany from U.S. carrying 18 C-54 engines, weighing 38,000 pounds.
August 19	--	The C-74 begins trips along the corridors to Berlin, carrying 20 tons of food on its first flight, and a total of 57,500 pounds of heavy engineering equipment on its second and third trips. The heavy equipment is to be used in the construction of new runways at Berlin airfields.
August 21	--	U.S. transport planes begin operating from Fassberg, a British base in Western Germany. Three squadrons are assigned to the base where the flight to Berlin required only half the flying time from bases in the Frankfurt area.
August 24	--	New U.S. record -- 3,020 tons delivered on 395 flights.
August 26	--	Total tonnage delivered to Berlin by U.S. planes passes 100,000 mark.
August 31	--	New daily record -- 3,124 tons carried by U.S. planes.

TABLE 240.-- CHRONOLOGY OF THE BERLIN AIRLIFT OPERATIONS: 21 JUN THROUGH 31 DEC 1948--Continued

September 7	--	The United States Navy makes available to MATS 100 C-54 engines for use on the Vittles C-54 fleet and for aircraft supporting the operation.
September 8	--	Record -- 3,320 tons; Sept. 9 --3,392 tons; Sept. 10 -- 3,527 tons.
September 13	--	Record -- 3,610 tons.
September 14	--	Record -- 3,936 to total 158,887 tons and completing 23,373 flights on the 81st day of the airlift.
September 18	--	Air Force Day is marked by U.S. planes flying 5,583 tons of coal into Berlin during a 24-hour period. Total combined tonnage -- 6,988. A new record.
September 21	--	Thirty-six additional C-54s of the Far East Air Force's Troop Carrier Command left Tokyo for Berlin via U.S..
September 25	--	USAF directs MATS to establish a Replacement Training Unit at Great Falls AFB, Montana, to train C-54 aircrews at the rate of 100 three-man crews per month.
October 1	--	Use of C-47s on the airlift is discontinued by U.S. only C-54s remain in use for regular flights, and a few Fairchild C-82s were used for carrying bulky items of cargo.
October 4	--	Transatlantic support flight by C-74s are established, augmenting similar flights by military and commercial transport planes.
October 14	--	The U.S. and British air operations are combined under a Combined Airlift Task Force.
October 18	--	First class of replacement aircrews begun at Great Falls AFB.
October 21	--	President Truman directs U.S. Air Force to augment Vittles with up to 66 more C-54s after a White House conference with General Lucius Clay, Commander-in-Chief European Command.
October 27	--	MATS, with the approval of the Chief of Naval Operations, directs Naval Squadrons VR-6 and VR-8 to proceed from their Pacific bases to Germany. Previously, Naval transport planes had engaged in indirect and direct support flights for the airlift, but this directive enables them to fly the corridors into Berlin.
November 9	--	Navy transport planes start carrying cargo into Berlin.
November-December	--	Foggy weather hinders airlift. Extensive use of radar assistance GCA for landing backlog of one month's food stocks in Berlin.
December 1	--	Weather reconnaissance unit organized to make observation flights over North Atlantic and through the corridors.
December 7	--	Tegel Airfield, new base in French sector of Berlin rushed to completion, is officially opened.
December 13	--	Airlift passes 171st-day mark: Total tons delivered 640,284. U.S. tonnage - 460,501. British tonnage - 179,783.
December 15	--	The 317th Air Transport Group moved to Celle. This is the second American group to operate from the British zone.
December 21	--	The U.S. first operated from Celle in the British zone of Germany. The 317th TC Group moved from Wiesbaden for this purpose resulting in a reduction of its operation route to Berlin by 300 miles or about half the round trip distance from Wiesbaden to Berlin.
December 31	--	The Airlift performance in December was somewhat better than in November, but inclement weather still held daily averages below those for October. The British average 867.2 tons per day: the U.S. 3,695.8 and 376 flights. Four persons were killed and 5 seriously injured during December. Three aircraft were dropped from inventory.


TABLE 241.-- CUMULATIVE COST FOR AIR PHASES OF THE BERLIN AIRLIFT ("OPERATION VITTLER")
21 JUN THROUGH 31 DEC 1948

Note:-- The data below represent cost of Air Force and Navy operations with Navy cost computed by using comparable Air Force factors. Costs of supplies flown into Berlin are not included. Cost figures as presented are subject to change based on future audits and adjustments.

Cost Category	Amount
<u>Total Cost</u> (Actual operating costs - From 26 June through 31 December 1948)	\$ <u>101,305,151</u>
<u>Operating Costs</u> (Includes crew and base support personnel in USAFE, fuel and oil, USAFE maintenance, subsistence and clothing.)	26,054,976
<u>Support Costs</u> (Includes accrued AMC depot maintenance, civilian performed 1,000 hour overhaul, movement of units to operation, commercial airlift, commercial truck, military water transportation, engineers supplies for new runways and per diem in transit.)	36,050,199
<u>Reserve</u> (For costs of terminating the operation and inven- tories.)	28,947,266
<u>Aircraft Wrecked</u> (Includes the following aircraft using original cost of aircraft: 9 C-54s and 2 B5Ds @ \$310,000; 8 C-47s @ \$110,000 and 1 C-82 @ \$442,000. repre- sents acquisition costs.)	4,732,000
<u>Depreciation of Aircraft</u> (Based on 10,321 hours life.)	5,520,710

PART XV

INDEX



INDEX

PAGE (Inclusive)	PAGE (Inclusive)
Absence Without Leave, Going (Offenses)	86
Absence Without Leave, Returning from (Offenses)	86
Accession (See Personnel, Civilian), By Cause	
Accidents, Aircraft	219-234
Accidents, Motor Vehicle	180;181
Accidents, Vehicle	182-188
Actions By Disposal Agencies	283
Actions, Disposition of Surplus Property	283
Admissions of Military to Hospital and Quarters, By Cause	190-192
Aeronautical Designation, By	47
Aeronautical Rating, By	47;54
Aeronautical Status, By	42-45;49-51
Agreements, Airport	239
AP-4 (CAA)	239
Sponsor's Assurance (CAA)	239
Air Cooled Aircraft Engines	201
Aircraft Accidents	
Cause factors and involved factors	
Air National Guard	224-227
By command - Contl. US and Overseas	224-227
By type and model, quarterly	228-231
Operation Vittles	226-227
Definitions (See the Glossary)	
Introduction	219
Number and rate, monthly 1947 and 1948, by:	
Aircraft wrecked	219
Fatal accidents	219
Fatalities	219
Flying hours	219
Major accidents	219
Minor accidents	219
Number and rate, quarterly	
Air National Guard	222-223
By command, Contl. US and Overseas	222/223
Operation Vittles	223
Phase of flight	
Air National Guard	232-233
By command, Contl. US and Overseas	232-233
By type and model, quarterly	234-234A
Operation Vittles	233
Aircraft Engines (See Engines Aircraft)	201-206
Aircraft Fuel (issuance by octane rating)	208-209
Air Defense Command (See Contl US, By Command, tables)	
Airfields (By Type)	237;238
Active	237;238
Inactive	237;238
Released	237;238
Airfields (Contl US, By Command)	237;238
Airfields, Status of	237;238
Air Force Personnel in Pipeline, By Pipeline Category	22
Airlift, The Berlin	
By location and type of aircraft	
Aircraft:	
Average daily in commission	338
Average daily on hand	338
Hours, total flown	338
Number lost or destroyed	338
Cargo and Passengers	
Other Casualties:	
Killed	339
Seriously injured	339
Passengers flown to Berlin	339
Airlift, The Berlin (Contd)	
Passengers from Berlin	339
Tons of cargo from Berlin	339
US short tons flown to Berlin, number of	
Coal	339
Food	339
Other	339
Crews	
Aircrew personnel:	338
Killed	338
Seriously injured	338
Average daily available	338
Average daily utilized	338
Flights	
Landing cargo, number of	339
Passenger flights to Berlin	339
Statute miles flown	339
Ton miles flown-cargo	339
Chronology of operations, 21 Jun-31 Dec	340-341
Cumulative cost for Air phases of	342
Introduction	337
Air Materiel Command (See Contl US, by command, tables), (See Military and Civilian Training)	
Airmen Returning From Overseas	76
Airmen Returning with Dependents	76
Airmen (See Personnel, Military)	
Air National Guard	291-304
Strength	291-299
Units Allotted	292
Air Nurses Corp (ANC) (See Personnel, Military, by command)	
Airplane Miles Flown by MATS	258
Airport Agreements:	239
Air National Guard	239
Interim license for	239
Letter of authority to use	239
Permit to USAF to use	239
Right of entry	239
Airports, Non-military	239
Air Proving Ground (See Contl US, by command, tables)	
Air Rescue Service (MATS)	261
Air Reserve Forces	289-336
Air Reserve	305-323
Bases and Address	311;312
Centers, Training	311;312
New designations	311;312
Old designations	311;312
Funds Administered (By Project) in Support of	323
Actual obligations	323
Estimated obligations	323
Personnel Strength	305
By grade	305
By type	305
By type of unit assignment	305
Enlisted and Officer, by state	306
Enlisted, by state	308
Officer, by state	307
Permanent Party, by Air Force	309;311
Civilian	309;311
Enlisted	309;311
Officer	309;311
Retired Officer List, by rank, by date, by Air Force	310
Satellites	311;312
Training	316-323
Active Duty, by major command	316-317
Hours of Ground	316;317
Personnel Receiving	316;317
Active Duty, Continental Air Command	318

INDEX - Continued

	PAGE (Inclusive)	PAGE (Inclusive)
<u>Air Reserve Forces (Contd)</u>		
<u>Air Reserve (Contd)</u>		
Inactive Duty, By major command	319	
Hours Flown	319-321	
Hours of Ground Training	319	
Personnel Assigned for	319	
Personnel Receiving	319	
Inactive Duty, Continental Air Command	322	
Units	313;314	
By Air Force	314	
By Class (B, C, A)	313;314	
By Type (Combat or Combat Support)	313;314	
Wing Development, By Identification	315	
<u>Air Reserve Officers Training Corps</u>	<u>324-331</u>	
Funds Administered (By Project) in Support of	331	
Actual Obligations	331	
Estimated Obligations	331	
Students (By Race)	330	
Formally Enrolled	330	
Negro	330	
Not Formally Enrolled	330	
Type of Instruction	330	
<u>Air Scout</u>	<u>336</u>	
Personnel	336	
By Enrollment	336	
By Type	336	
By Unit Members	336	
Outfits	336	
Participating	336	
Regions in Contl US (with Liaison Officer representative)	336	
Address	336	
By State	336	
Units	336	
<u>Civil Air Patrol</u>	<u>332-335</u>	
Personnel, By Type (Active and Inactive)	332;333	
Actual Strength (by type)	334	
By Outside Possessions	332;333	
By State	332;333	
Training	335	
Course Requirements (By Course)	335	
Hours Required (By Course)	335	
Units (By type)	334	
Wings with Address	334	
Definitions (See the Glossary)	XIV-XXII	
Introduction	289	
<u>National Guard, Air</u>	<u>291-304</u>	
Funds Administered (By Project), in support of	304	
Actual Obligations	304	
Estimated Obligations	304	
Organization Changes (Air Force) affecting	300; 301	
Personnel (By Type)	291; 292-299	
Allotted Authorized Strength	292	
Allotted Strength	292	
Assigned Strength	291	
Current Authorized Strength	291	
Increased and decreased	291	
Strength By State and by Territory (Officer and Enlisted)	297	
Enlisted	299	
Officer	298	
Strength (By type) of federally recognized & federally inspected Units	292-299	
Training, Field (By Wing, By State, By Date)	302;303	
Units, Number of	291-296	
Air Reserve Forces Introduction	289	
Air Reserve (See Air Reserve Forces)	305-323	
Air Reserve Officers Training Corp (ROTC) Training Institution, (See Air Reserve Forces)	324-331	
Air Reserve Officers Training Corp (ROTC) (See Air Reserve Forces)	324-331	
Air Reserve Training (See Air Reserve Forces)	305-323	
Air Scout Personnel (See Air Reserve Forces)	336	
Air Scout (See Air Reserve Forces)	336	
Air Scout Units (See Air Reserve Forces)	336	
<u>Air Training (Military)</u>	<u>161-160</u>	
Attrition, Foreign (Officer and Enlisted)		
Air Materiel Command	102	
Flying	124	
Technical	155	
Attrition, Other US Military Student	109	
Air University	109;122;148;149;150	
Colored	122	
Flying	148;149;150	
Technical	101	
Attrition, US Air Force (Officer and Enlisted)		
Air Materiel Command	101	
Air University	105	
Colored	101;105;117;129;136;137;138	
Flying	117	
Indoctrination	129	
Technical	136;137;138	
By Course, Type of Training	101-160	
Air Materiel Command	101;102	
Air University	103-113	
Flying	114-138	
Indoctrination	129	
Technical	130-153	
Definitions (See the Glossary)	XIV-XII	
Fatalities		
Flying	120;124	
Technical	137;148	
Graduates, Foreign (Officers and Enlisted)		
Air Materiel Command	102	
Air University	113	
Flying	124	
Technical	155	
Graduates, Other US Military Students	110	
Air University	110;122;151;152;153	
Colored	122	
Flying	151;152;153	
Technical	101	
Graduates, US Air Force (Officers and Enlisted)		
Air Materiel Command	106	
Air University	101;106;118;119;129;139;140;141	
Colored	118;119	
Flying	129	
Indoctrination	139;140;141	
Technical	99-100	
Introduction	99-100	
Status of Flying Training	125-128	
Accumulative	125-128	
By Course	125-128	
Final	125-128	
Initial Reporting Date	125-128	
Status of Technical Training	156;157	
Accumulative	156;157	
By Course	156;157	
Final Reporting Date	156;157	
Initial Reporting Date	156;157	
Students, Foreign, Under Instruction (Officers and Enlisted)		

INDEX - Continued

	PAGE (Inclusive)		PAGE (Inclusive)
<u>Air Training (Military) (Contd)</u>			
<u>Students, Foreign, Under Instruction (Officers and Enlisted) (Contd)</u>			
Air Materiel Command	102	Air Transport Command (MATS) (See Contl US and Overseas, By Command, tables)	
Air University	112	Air University (See Contl US, By Command, tables), (See Military and Civilian Training)	
Flying	123	Airways and Air Communications Service (MATS)	260;263
Technical	154	Air Weather Service (MATS)	262
Students, New Foreign (Officers and Enlisted)		Alaskan Air Command (Overseas, By Command, tables)	
Air Materiel Command	101	Allotters, Military Saving Bond	285
Air University	111	Allotments, Average Bond	285
Flying	123	Analysis, Accident (See Ground Safety)	169-188
Technical	154	Analysis, Cost (See Ground Safety)	
Students, New US Air Force (Officers and Enlisted)		Appointment, Type of (See Personnel, Civilian)	
Air Materiel Command	101	Appropriations	275;276
Air University	103	Direct	275;276
Colored	101;103;114;115;129;130;131;132	Expenditures from direct appropriation	275
Flying	114;115	Expenditures from direct appropriation, By Major Project	275
Indoctrination	129	Area, Training (Civilian) (See Training, Civilian)	
Technical	130;131;132	Area, Training (See Training, Civilian)	
Students, Other US Military (New) (Officers and Enlisted)		Arm or Service, Basic	74
Air University	107	Arms or Services, Officers By Basic	74
Colored	107;121;142;143;144	ARWAF (Officer; Warrant Officer; Enlisted) (See Personnel, Military)	
Flying	121	ARWAF (See Personnel, Military)	
Technical	142;143;144	Assaults (Offenses)	86
Students, Other US Military Under Instruction (Officers and Enlisted)		Assembly	76
Air University	108	Assistance, Rendered by USAF Aid Society	287
Colored	108;121;145;146;147	Assistance, Rendered (Casualty) (See Personnel, Military)	
Flying	121	Assistance, Rendered to next of kin, Casualty (See Personnel, Military - Chaplains)	77
Technical	145;146;147	Attrition, Air Force, Other US Military, Foreign, (See Training, Military)	
Students, US Air Force Under Instruction (Officer and Enlisted)		Attrition, Air Materiel Command Training	101;102
Air Materiel Command	101	Attrition, Air University Training	105;109
Air University	104	Attrition, Flying Training	117;122;124
Colored	101;104;116;129;133;134;135	Attrition, Technical Training	136-138;148-150;155
Flying	116	Authority, Contract	275
Indoctrination	129	Authority, Manning	21
Technical	133;134;135	Authority, Unfinanced Contract	275
<u>Air Training (Civilian)</u>	158-168	Authorizations granted by Congress, Contract	275
By Area	158-168	Aviation Cadet (See Personnel, Military, By Command) In the USAF (See Personnel, Military)	
Apprentice	158-159	Awards, Approved	286
Clerical	158;160	Awards, Civilian	286
Ground Safety	158;160;161	Definition (See the Glossary)	
Inspection and Testing	158;161	Awards, Exceptional	286
Orientation	158;161;162	Awards, Meritorious	286
Protective and Personal Services	158;162;163	Awards Paid	286
Skilled Trades	158;163;164	Balances, Individual Retirement	286
Supervision and Management (including Instructor Training)	158;164;165	Bases, Airfield	237
Supply Operations and Procedures	158;166;167	Basic Arm or Service, By	74,75
Technical, Scientific, and Professional	158;166;167	Beds, Authorized	196
Unskilled and Semi-Skilled	158;167;168	Beds, By USAF Mil, Army, Excl WAC, Civilian Other	196
By Command	159-168	Beds, Hospital	196
Course Completions	158	Beds, Occupied	196
Number Completing, During Period	159-168		
Number, End of Period	159-168		
Number Entering During Period	159-168		
Off the job	158		
On the job	158		
<u>Air Training, Reserve Forces</u>			
<u>Air National Guard</u>	302		
Air Reserve	316-322		
Active Duty by Con AC	318		
Active Duty by Major Commands	316		
Inactive Duty by Con AC	322		
Inactive Duty by Major Commands	319		
Air Training Command (See Contl US, By Command, tables)			

INDEX - Continued

PAGE (Inclusive)	PAGE (Inclusive)
Berlin Airlift, The - Operation Vittles . . .	338;339
Board, Examining, Personnel	78-85
Bombardment, Heavy (See Tactical Units) . . .	
Bombardment, Light (See Tactical Units) . . .	
Bombardment, Medium (See Tactical Units) . . .	
Bombardment, Very Heavy (See Tactical Units).	
Bond Deductions	285
Bonds Purchases, Cash	285
Bonds Purchases, Civilian	285
Bonds Purchases, Reservation Plan	285
Bonds Purchases, Reservation Plan by Civilians.	285
Bonds Purchases, Reservation Plan by Military .	285
Bonds Purchases, Savings.	285
Budget	275;276
By Aeronautical Designation, Military Personnel .	47
By Aeronautical Rating, Negro	54
By Aeronautical Rating, Personnel, Military . . .	47
By Aeronautical Status, Personnel, Military.	42-45;49-51
By Basic Arm or Service, Personnel, Military. .	74-75
By Command, Personnel, Military	10-12;14-20
By Component, Personnel, Military	39-41
By Departmental Status, Personnel, Military . . .	9
By Flying Status, Personnel, Military	46-51
By Functional Field, Personnel, Military	55-61
By Functional Group, By Type Manning Authority (Worldwide, Contl US and Overseas) Personnel, Military.	21
By Grade in which Serving, Personnel, Military	23-38;52
By Grade, Personnel, Civilian	92-94
By Grade, Personnel, Military	23-51
By Military Personnel: Man Days Lost	86
By Misappropriation, Personnel, Military	86
By Permanent Party	
Air Reserve	309;311
Civilian Personnel	309
Military Personnel	21;57-60;61
By Personnel Identity, Personnel, Military. . .	13-20
By Pipeline Category, Personnel, Military	22
By Pipeline, Personnel, Military	21
By Sex, Personnel, Civilian	88;89
By Sex, Personnel, Military	17-20
By Specialty Rating, Personnel, Military	47
By Type of Manning Authority, Personnel, Military	21
By Type, Personnel, Military.	9-73
Cadets, Aviation (See Cadets under Personnel, Military)	
Capacity, Housing	241
Captain, (See Personnel, Military)	
Cargo:	
Flights loading cargo - Operation Vittles . . .	339
Shipments by water	
From US to Overseas	266
Received in US from Overseas	267
Tons of	339
From Berlin	339
To Berlin	339
Caribbean Air Command (See Overseas, By Command, tables)	
Definition (See the Glossary)	XIV-XXI
Category Group (See Personnel, Military)	
Category, Pipeline (See Personnel, Military)	21;22
Catholic Chaplains (See Denominational Spread-Per- sonnel, Military)	77
Cases, Property Damage (Ground Safety).	177;179
Casualty Assistance Rendered to Next of Kin (See Personnel, Military).	77
Changes, Organization (ANG)	300;301
Chaplains (See Chaplains under Personnel, Military) (See Denominational Spread)	77
Chief of Staff (See Contl US, By Command, tables)	
Chief Warrant Officer (See Personnel, Military, By Command)	
Chronology, The Berlin Airlift	340-341
Civil Air Patrol Introduction	289;290
Civil Air Patrol Personnel	332-334
Civilian Payroll (See Expenditures)	
Civilian Personnel(See Personnel, Civilian)	
Classification, Dental	197
Colonels (See Personnel, Military)	
Combat Group (See Tactical Units)	1-5
Command, By	10-12;14-20
Commands	
Continental US (See Glossary for Historical De- velopment)	
Overseas (See Glossary for Historical Development)	
Command Strength (See Personnel, Military)	
Commercial Carriers, Inland Freight, Moved By	270
Completions, Course (Civilian)	158
Composite Group - Usual Composition	1
Component, Personnel By (See Personnel, Military)	
Component, Personnel, Military by,	39-42
Consumption, USAF, ground type, petroleum products in Contl US, by type of products	211
Continental Air Command (See Contl US, by command, tables), (See Air Reserve Training)	
Contract Authorization, By Major Project	275-276
Contracts	277-282
Contracts Awarded	277
Contracts Negotiated	277
Contracts placed with other businesses	277
Contracts placed with small businesses	277
Controllable propellers	207
Control Tower Facilities (MAIS)	263
Corporals in Contl US and Overseas (See Personnel, Military, tables)	
Cost, Accident, Per Capita (Ground Safety)	170-173
Continental US	170-171
Overseas	172-173
Cost, Aircraft Damage (Ground Safety)	170-173
Continental US	170;171
Overseas	172;173
Cost of, Cumulative, Operation Vittles	342

INDEX - Continued

	PAGE (Inclusive)		PAGE (Inclusive)
Cost, Other Property Damage by Vehicle Accident	180;181	Disposal Agency Action	283
Cost, Other USAF Property Damage (Ground Safety)	170-173	Disposition of Excess and Surplus Property	284
Continental US	170;171	Disposition of Excess and Surplus Property other than Real Property	284
Overseas	172;173	Disposition of Surplus Property	283-284
Costs, Air phases of the Berlin Airlift	342	Disposition of Surplus Property, excluding Aircraft	283
Costs, Commercial transportation - by water	271	Disqualification, Reasons for	78-85
Costs, Propellers	207	Disqualified, Number of Aviation Cadets	78-85
Costs, Unit cost procured engines	201	Distribution, Military Personnel by Tables of	21
Cost, Vehicle Damage (Ground Safety)	170-173	Drunk and Disorderly Conduct by Military Personnel (See Offenses)	86
Continental US	170;171	Dural Propellers - factory deliveries	207
Overseas	172;173	Educational Disqualification	78-85
Cost, Vehicle Repair or Replacement	180;181	Emergency Rescue Squadron - Usual Composition	1
Course, Completions (Civilian)	158	Engines, Aircraft	
Course, Training (Air ROTC)	330	By type:	
Course, Type of Medical Training	197	Average unit cost of procured	201
Courses, Military Training (See Training, Military)		Operating hours between major overhaul	202
Damage, Property By (See Offenses)	86	Man-hours per major overhaul	203
Days Lost, AWOL Man (Offenses)	86	Factory deliveries, by type	201
Days Lost in USAF Hospitals	196	Aircooled	201
Declaration of Surplus Property to Disposal Agencies	284	Jet propelled	201
Deductions, Bond (By Civilians)	286	Liquid cooled	201
Deductions, Payroll	286	Selected aircraft engines, by type and series, number installed and status of spares	
Defect, USAF Driver (Ground Safety)	182-188	Alaska	205-206
Definitions (See the Glossary)	XIV-XXI	Caribbean Area	205-206
Deliveries, Aircraft Engines	201	Continental US	204
All Military:		European Area	205-206
By plant, by model	201	Pacific Area	205-206
By type	201	Enlisted (Male;Female: WAF & WAC) (See Personnel, Military by command)	
Definition (See the Glossary)		Enlisted Personnel, By Grade (See Personnel, Military)	
Deliveries, propeller	207	Enlisted Personnel (See Personnel, Military)	
Controllable	207	Definition (See the Glossary)	
Fixed pitch	207	Enlisted Personnel (Continental US, by command)	64-69
USAF cognizance unit cost	207	Enlisted Personnel (Overseas)	70-73
Denominational Spread, Status of	77	Enlisted Personnel (World-wide; Contl US; and Overseas)	62;63
Dental Health	197	Enlisted (See Personnel, Military)	
Dental Health Rates	197	Enlistments (See Personnel, Military)	
Departmental Status, Personnel, Military by	9	Enlistments Unauthorized	85
Departmental Strength, Personnel, Military	37	Enrollment by Institution, By Air Force, ROTC	324
Departmental Strength, (By Departmental Status), Personnel, Military	38	Equipment, USAF Industrial Reserve (See Reserve, Industrial Equipment)	
Department of Air Force with the Army, By Grade	35;36	Examinations, Aviation Cadets	78-83
Enlisted Personnel	36	Examining Board (By State)	78-85
Officers	35	Expenditures, USAF and Air Corp Army Funds...	276
Warrant Officers	35	Facilities Maintained by AACS (MATS)	
Department of Army Officer Personnel with USAF, By Component	40	Control tower	263
Dependents, Airmen Returning with	76	Homing beacon	263
Dependents, Airmen with	76	Radio range	263
Depots in Contl US, by type (See Installations)		Factors, Accident or Injury (Ground)	176-179
Designation, Personnel, Military by Aeronautical	47	Factors, Cause and Involved, (Aircraft)	224-231
Detachments of Patients (Officer and Enlisted) (See Pipeline Personnel, Personnel, Military)		Factors, Contributing	182;184;186 188
Disbursements of USAF Aid Society	287	Factory Deliveries, Propellers	207
Disposal Agencies, Declaration of Surplus Property	284		

INDEX - Continued

PAGE (Inclusive)	PAGE (Inclusive)
Far East Air Forces (See Overseas, by Command, tables)	
Fatal Accidents (See Ground Safety)	170-186
Fatalities	120;124;137;148
In Flying Training	120;124
In Technical Training	137;148
Fatalities (See Ground Safety)	
Fatalities, Training (Air Force, Other US Military, Foreign) (See Training, Military)	
Female (See Personnel, Military by Personnel Identity)	
Field, Auxiliary (See Installations)	237
Field, Functional (See Personnel, Military)	57
Fighter (See Tactical Units)	
Tactical Units (groups and squadrons)	
Continental US.	2
Overseas	4-5
Usual composition	1
Fillers (Officer and Enlisted (See Pipeline Pers.-Personnel, Military)	
Fillers, Personnel, Military.	22
First Lieutenant (See Personnel, Military)	
<u>Fiscal</u>	
Aid Society Authorized Expenses	287
Aid Society Disbursements	287
Aid Society Financial Assistance Rendered	287
Aid Society Receipts	287
Aid Society Statement	287
Awards and Suggestion Program (Civilian)	286
Awards Approved, Exceptional	286
Awards Approved, Meritorious	286
Awards Paid on	286
Suggestion Adopted	286
Suggestion Received	286
Budget	275;276
By Major Projects	276
External Operations	276
Payroll	276
Cash Bought Forward; New	275
Contract Authority Brought Forward; New	275
Contract Authorizations Granted by Congress	275
Expenditures USAF Funds and Air Corps Army Funds by Major Project	276
Unfinanced Contract Authority	275
USAF Appropriations	275
Disposition of Surplus Property (Excluding Aircraft)	283-285
Action by Disposal Agency	283
Awaiting Delivery Orders (End of Period)	283
Delivery and Scrap Orders Received by USAF	283
Withdrawn by USAF	283
Action by USAF	283
Awaiting Action (End of Period)	283
Declared	283
Direct Disposition	283
Disposition of Surplus Property (Other than Real)	
Active Overseas Commands Cumulative Since World War II	284
Actions	284
Dispositions	284
Redistributions	284
Procurement	277-282
Actions, Final Report of	277
Contracts Awarded for Research and Development, Negotiated	278-282
Amount of Contract	278-282
Contractor, Name of	278-282
Type of Work	278-282
Contracts Negotiated	277
<u>Fiscal (Contd)</u>	
<u>Procurement (Contd)</u>	
Placed with other business (advertised, number, Dollar amount)	277
Placed with small business (advertised, number, Dollar amount)	277
Total value (AMC, Contl US and Overseas)	277
Retirement Fund Transactions, Civilian.	286
Individual Retirement Balances	286
Payroll deductions for	286
Saving Bond Purchases	285
Allotments, Military	285
Amount Allotted, Average	285
Cash (Military and Civilian)	285
Class A Plan Participants	285
Rates	285
Reservation Plan Participants	285
Surplus Property, (Other than real)	284
Declarations to Disposal Agencies	284
USAF Complete Aircraft	284
USAF Property Other than Complete Aircraft	284
Fixed Pitch Propellers	207
Flight Service (MATS)	261
Flying Pay, On	48
Flying Status, By	46-51
Flying Training, By Course (See Training, Military)	
Flying Training (See Training)	114-128
Attrition (See Training)	105;109;117;122;124
Fatalities (See Training)	120
Graduates (See Training)	118;122;124
New Students (See Training)	114;121;123
Under Instruction (See Training)	116;121;123
Forecasting and Observing Operations -AMS (MATS)	262
Foreign Students (See Training, Military)	
Freight Inland Moved in ZI, By Commercial Carriers	270
Fuel, Aircraft, USAF	
Issuance of aircraft fuel, by octane rating, By Command	208-209
Functional Field, Military Personnel by	55-61
Functional Group, (See Personnel, Military)	
Funds (Air National Guard)	304
Funds (Air Reserve)	323
Funds (Air ROTC)	331
Funds, USAF and Air Corps Army	276
Geodetic (See Tactical Units)	
General, By Grade (See Personnel, Military)	37
General Officers	37
Generals in Contl US and Overseas (See Personnel Military)	
Glossary of Terms	XIV-XXI
Grade, By	25-51;92-94
Civilian Personnel	92-94
Military Personnel	23-51
Grade in which Serving (See Personnel, Military)	23-37;52
Graduates, Air Force, Other US Military, Foreign (See Training, Military)	
Graduates from Training, (See Training)	101-156
Grants, USAF Aid Society.	287
Ground Accidents, Military and Civilian Personnel (See Ground Safety)	169-186

PAGE (Inclusive)	PAGE (Inclusive)
<u>Ground Accidents, Military and Civilian Personnel</u> (See Ground Safety) (Contd)	
Motor Vehicle in Contl US (See Ground Safety)	169-186
Number and Rate of Injuries in Contl US and Overseas (See Ground Safety)	169-186
Ground Approach Operations (MATS)	260
Ground Injuries (Contl US and Overseas, by Commands)	170-175
<u>Ground Safety</u>	169-188
Accident Analysis, Motor Vehicle	182-188
By Contributing Factors	182-188
In Continental US (By Command)	182-185
Nature, Vehicle Operation	182-188
USAF Driver Defect	182-188
Accident Cost Analysis	170-173
Continental (By Command)	170;171
Cost and Rates (Contl US and Overseas)	170-173
Aircraft Damage	170-173
Civilian Injury and Fatality	170-173
Military Injury and Fatality	170-173
Other USAF Property Damage	170-173
Vehicle Damage	170-173
Hours Out of Service (Contl US and Overseas)	170-173
Aircraft	170-173
Vehicle	170-173
Overseas (By Command)	170;171
Accident Experience, Summary and Analysis (Excluding Motor Vehicle Accidents)	176-179
Accident or Injury Factors	176-179
Aircraft Hours out of Service	176-179
By Job or Duty Assignment	176-179
Continental	176;177
Function or Activity	176-179
Off Duty or Unassigned	176-179
Overseas	178;179
Property Damage Cases	177;179
Accidents, Motor Vehicle - Damage Cost and Loss of Use	180;181
Continental and Overseas, (By Command)	180;181
Passenger, Command Cars, Jeep, Motorcycle	180;181
Special Purpose Equipment	180;181
Truck and Buses	180;181
Vehicle Repair or Replacement Cost	180;181
Definition (See the Glossary)	XIV-XXI
Injuries from Ground Operations (Contl US and Overseas, By Command)	174;175
Civilian	174;175
Disabling	174;175
Fatal	174;175
Non-Fatal	174;175
Military	174;175
Introduction	169-188
Ground-Type Petroleum Consumed by USAF	211
Groups, Combat (See Tactical Units) (Very Heavy Bombardment, Heavy Bombardment, Medium Bombardment, Light Bombardment: Fighters; Reconnaissance Troop Carrier)	
Heavy Bomber:	2-5
Tactical Units (Groups and Squadrons)	
Continental	2-5
Overseas	2-5
Heavy Bombardment (See Tactical Units)	
Homing Beacon Facilities (MATS)	263
Hospital, Admission of Military Personnel to	190
Hospitals and Quarters, Admission to	190;191
Hospitals in Contl US (See Installations)	238
Hospitalization	190-194
Hospitalization Rates	190-194
Hours, Aircraft, Out of Service (Ground)	170-173
Continental US	170;171;177;179
Overseas	172;173
Hours Lost, Man (See Ground Safety)	
Hours Out of Service	180;181
Hours, Vehicle, Out of Service (Ground)	170-173
Continental US	170;171
Overseas	172;173
Housing (See Installations)	241-243
Authorized	241-243
Family	241-243
In Pacific Air Command	241-243
Maintenance of	245
Normal	241-243
Occupied by Others	241-243
Occupied Reserve	241-243
PHA and Other	241-243
Rate of Occupancy	241-243
Temporary	241-243
Troop	241-243
Indoctrinational Training (See Training)	
Industrial Equipment Reserve (See Reserve, Industrial Equipment)	
Industrial Plant Reserve (See Reserve, Industrial Plant)	
Industrial Plants Recapturable under NCS for Military Production	250-252
Injuries, Disabling (Ground Safety) 183;185;187;188	
Injuries, Hospitalization for (Medical)	190;191
Injuries (Ground Safety)	174;175
Civilian	174;175
Disabling	174;175
Fatal	174;175
Non-Fatal	174;175
Military	174;175
Non-Disabling	174;175
Injuries (Medical)	
Injury and Fatality (Ground Safety)	170;173
Continental US	170;171
Civilian	170;171
Military	170;171
Overseas	172;173
Civilian	172;173
Military	172;173
Installations	237-245
Airfield (By Type, Contl US, By Command)	
By Type	237
Auxiliary Field	237
Main Base	237
Sub-Base	237
Status of Airfield	237
Active	237
Inactive	237
In Africa	237
In Asia	237
In Atlantic Islands	237
In Australia	237
In Europe	237
In North America	237
In Pacific Islands	237
In South America	237
In US Possessions	237
Released	237
Airports	239

INDEX - Continued

	PAGE (Inclusive)		PAGE (Inclusive)
<u>Installations (Contd)</u>		<u>Major Air Force Installations (Contd)</u>	
<u>Airports (Contd)</u>		Modification Center	238
Agreements on Use of	239	Port of Aerial Embarkation	238
Air National Guard	239	Redistribution Station	238
AP -4 (CAA)	239	Rented Office Space	238
Interim License for	239	School	238
Letter of Authority to use	239	Personnel on Commutation at Hq. USAF - Wash- ington, D. C.	243
Permit to USAF to use	239	Storage Space at AMC Depots	244
Right of Entry	239	Covered	244
Sponsor's Assurance (CAA)	239	Shed	244
Air National Guard	239	Warehouse	244
Available to Military Aircraft	239	Igloos and Magazines Occupied	244
By State	239	Open	244
Interim License for	239	Hardstanding	244
Letter of Authority to use	239	Unsurfaced-occupied	244
Non-Military	239	Open Ammunition Occupied	244
Permit to USAF for use of	239		
Regulation, (FAA) governing	239	<u>Take-Offs and Landings at Airfields Having USAF Operated Control Tower (Contl and Territory of</u>	
Right to Entry to	239	Hawaii	240
		By Weight of Aircraft (Pounds)	240
<u>Definitions (See the Glossary)</u>	XIV-XXI	Number of, By Users	240
		Air Force	240
<u>Housing Capacity (By Contl US, By Command)</u>	241	Air National Guard	240
Authorized	241	Navy	240
By Type of Installation	241	Other	240
Family	241	Installations, By Major Type	238
Permanent	241	Installations, Industrial, Active, Reserve and Inactive, status of	254-255
PHA and Other	241	Installations, Maintenance of - Cost of management and preservation of real property and the pro- vision of utilities services	245
Temporary	241	Installations, Major Air Force	238
Normal	241	Institutions, Air ROTC	330
Status of (By Contl US, By Command)	242; 243	Instruction (Air ROTC)	330
Family Housing	242; 243	Instrument Landings System Operations (MATS)	260
Authorized Normal Capacity of	242; 243	Insubordination, Personnel, Military (See Off- enses)	86
Occupied by Others	242; 243	Introduction, (Aircraft Accidents)	219
Occupied Reserved	242; 243	Introduction, (Air Reserve Forces- National Guard, Air Reserve, Civil Air Patrol and Air Scouts)	289
Occupied Normal Capacity of	242; 243	Introduction, (Air Transport Command- Military Air Transport Service)	257
Occupied Reserved	242; 243	Introduction, (Berlin Airlift - Operations Vittles)	337
Personnel on Commutation	242; 243	Introduction, (Fiscal)	273
Rate of Occupied Reserved	242; 243	Introduction, (Ground Safety)	169
Troop Housing	242; 243	Introduction, (Installations)	235
Authorized Normal Capacity of	242; 243	Introduction, (Material)	199
Occupied Reserved	242; 243	Introduction, (Medical)	189
Troop	240; 241; 242	Introduction, (Personnel, Military & Civilian)	7; 8
Permanent	241	Introduction, (Tactical Units)	1
Temporary	241	Introduction, (Training, Military and Civilian)	99; 100
<u>Housing in Pacific Air Command</u>	243	Introduction, (Transportation)	265
Family Housing	243	Introduction, (USAF Industrial Reserve)	247
Authorized Normal Capacity	243	Issuance of Aircraft Fuel	208-209
Occupied by Others	243	Jet-propelled aircraft engines	201
Occupied Reserved	243	Jewish Chaplains (See Denominational Spread, Per- sonnel, Military)	77
Personnel on Commutation	243	Landings and Take-offs (See Installations)	240
Troop Housing	243	Liaison Officer, Air Scouts	336
Authorized Normal Capacity of	243	Liaison (See Civil Air Patrol)	334
Rate of Occupied Reserved	243	Liaison (See Tactical Units)	1-5
Troop Housing	243		
Authorized Normal Capacity of	243		
Occupied Reserved	243		
Introduction	235		
<u>Maintenance of (Contl US)</u>	245		
By Function	245		
Number of Units	245		
Total Cost	245		
Unit Cost of	245		
<u>Major Air Force Installations (Contl US)</u>	238		
By Type	238		
Airfield	238		
Assembly Plant	238		
ATC Freight Terminal	238		
Basic Training Center	238		
Bombing and Gunner Range	238		
Crash Boat Station	238		
Depot	238		
Hospital	238		
Industrial Facilities	238		

INDEX - Continued

PAGE (Inclusive)	PAGE (Inclusive)
Lieutenant Colonel (See Personnel, Military)	
Lieutenants (See Personnel, Military)	
Light Bombardment (See Tactical Units)	1-5
Liquid-cooled Aircraft Engines	201
Loans, USAF Aid Society	287
Lost, Government Property (See Offenses)	
Machine Tools and Productive Equipment-NIER	255
Maintenance of Installations	245
Big Function	245
Number of Units Involved in	245
Total Cost of	245
Unit Cost of	245
Major Aircraft Accidents (See also Aircraft)	
Accidents:	
Definition:	
Major, (See Personnel, Military)	
Male (See Personnel, Military by Personnel Identity)	
Man Days Lost, By (See Offenses)	86
Man Days (See Ground Safety)	
Man Hours (Civilian Training)	158
Off the Job	158
On the Job	158
Man-hours expanded, Major Engine Overhaul	203
Man Hours (See Ground Safety)	169-187
Manning Authority, Military Personnel By,	21
Master Sergeants in Contrl US & Overseas(See Per.Mil)	
<u>Medical</u>	190-197
Admissions to Hospitals or Quarters	
By Cause	190;191
By Continental US Command	190;191
By Quarter	190;191
For Injury	190;191
For Specified Diseases	192;193
By Continental US Command	192;193
By Quarter	192;193
Cases and Rates	192;193
For Venereal Disease	190;191
By Race	190;191
Rates	190;191
Bed Authorized	196
Beds Occupied	196
By Army (Exclud WAC'S)	196
By Civilians	196
By Other	196
By USAF Military	196
Days Lost in USAF Hospitals	196
Definitions (See the Glossary)	XIV-XXI
Dental Health (Contrl US)	197
Dental Classification	197
Dentures, Artificial	197
Fillings	197
Officers, Dental Assigned	197
Personnel Dentally Classified	197
Rates Classification	197
Treatments, Dental	197
USAF Stations Involved	197
Introduction	190
<u>Medical (Contd)</u>	
Medical Training	197
Graduates (USAF; AEWAF; USN; EG; Foreign)	197
Students Entered (USAF; AEWAF; USN; NG; Foreign)	197
Type of Course	197
Patients Treated in USAF Hospitals	196
Venereal Disease Rates	194-196
By Continental US Command	194-196
By Race	194-196
By Type	194-196
Medical Air Evacuation Operations	259
Air Transport Command	259
Military Air Transport.	259
Medical Officers in Contrl US and Overseas, (See Personnel, Military; See Medical; See Military Training)	
Medical Personnel (See Personnel, Military)	
Medium Bomber (See Tactical Units)	1-5
Military Air Transport Service	
Aircraft Accidents.	222;232
Air Rescue Service	261
Airways and Air Communications Service	260-263
Air Weather Service	262
Flight Service	261
Introduction	257
Operations, USAF Transport	258-259
Domestic	258
International	258
Medical air evacuations	259
Total	258
Military Personnel (See Personnel, Military)	
Minor Aircraft Accident (See also Aircraft acc- idents) Definition (See the Glossary)	XIV-XXI
Missappropriations, By, (See Offenses)	86
Moral Disqualification	78-85
Motor Vehicles, Personnel, Military, Accidents	176
National Guard, Air	291-304
Funding	304
Number of Units Allotted	291
Organization	300;301
Personnel Strength	291-299
Training	302;303
National Plant Industrial Reserve-USAF Sponsored Plants in the, by disposal status	247-254
Navy, Attached to MATS (See Personnel, Military)	87
Negro Flying Training Students	114;116;117; 118
Attrition	117
Graduates	118
New Students	114
Under Instruction	116
Negro Personnel	52-54
Negro (See Personnel, Military)	52-54
Negro Training (See Military Training)	
Number of Aviation Cadets Qualified	78-85
Nurses (See Personnel, Military)	

INDEX - Continued

PAGE (Inclusive)	PAGE (Inclusive)
Obligations (Air ROTC Funds)	331
Octane Rating	208
Issues of Aviation Fuel, by Command	208
Offenses Committed by Military and Civilians	86
Offenses Committed by Military Personnel, (See Personnel, Military).	86
Officers Assigned, Dental	197
Officers, By Aeronautical Status	42;43;45
Officers, General	37
Officers, (Male; WAC; ANG; WMSC) (See Personnel Military, by Commands)	
Officers (See Personnel, Military)	
Army with USAF (See Personnel, Military)	
General (See Personnel, Military)	
Warrant (See Personnel, Military)	
With Army (See Personnel, Military)	
On Flying Pay	48
<u>Operations, Flight</u>	
Air Transport Command (See Military Air Transport Service)	
Military Air Transport Service	
Air Rescue Service	261
Actual Alerts, Number of	261
Completed Missions, Number of	261
False Alerts, Number of	261
Airways and Air Communications Service	
By Geographical area:	
Ground approach operations, number of	260
Instrument landings system operations, number of	260
Facilities Maintained, by Geographical Area:	
Control Tower Facilities, Number of	263
Ground-to-Air Communications, Number of	263
Homing Beacon Facilities, Number of	263
Radio Range Facilities, Number of	263
Air Weather Service	262
By Geographical Area:	
Complete Forecasting	262
Complete Forecasting and Observing	262
Complete Observing only	262
Limited Forecasting and Complete Observing	262
Flight Service	261
Advisories Issued	261
Clearances Issued	261
Flight Plans Processed	261
Operating Hours between Major Engine Overhaul	202
<u>Operations, Military Transport</u>	
Air Transport Command (See Military Air Transport Service)	
Military Air Transport Service	
Domestic Transport Operations	
Passenger Miles Flown	258
Plane Miles Flown	258
Ton Miles Flown	258
Transport Hours Flown	258
International Transport Operations:	
Passenger Miles Flown	258
Plane Miles Flown	258
Ton Miles Flown	258
Medical Air Evacuations	
Average Miles per Patient	259
Number of Patient Miles Flown	259
Number of Patients Evacuated	259
Operation Vittles (See Airlift, The Berlin)	338-342
Outbound Personnel	22
Outbound Personnel (Officers and Enlisted) (See Personnel, Pipeline - Personnel, Military)	
Outfits (Air Scouts)	336
Overseas Replacement (Officers and Enlisted)(See Personnel, Pipeline - Personnel Military)	
Overseas (See specific Area or Subject)	
Pacific Air Command (See Overseas, by Command, tables)	
Definition (See the Glossary)	XIV-XXI
Party, Permanent (See Volunteers, See Personnel Military, (See Air Reserve)	
Passengers	258-339
Carried by MATS	258
Flown to Berlin	339
From Berlin	339
Passenger Miles Flown by MATS	258
Patients, Detachment of	22
Patients Evacuated by MATS	259
Patients, Hospital	196
Patients, Miles Flown by MATS	259
Patrol, Civil Air	332-335
Pay, Flying (Enlisted)	48
Permanent Party, By	21;57-60;61;76;309;311
Permanent Party, Continental Air Command	311
Permanent Party, Military Personnel	57-60;61
Continental US	57-60
Overseas	60;61
Permanent Party, Personnel (Air Reserve).	309;311
Permanent Party, Volunteers for Overseas	76
<u>Personnel, Civilian</u>	88-97
Accession of (Contl US)	95
Appointment and Reemployment	95
Original Probational Appointment	95
Reemployment After Military Service	95
Return to Duty from Extended LWOP	95
Transfer from Federal Agencies other than USAF	95
By Sex (Contl US and Overseas, by Command)	88-89
By type of Appointment (Contl US and Overseas, by Command)	90-91
Permanent and Probational	90-91
Temporary	90-91
War Service Indefinite, and Temporary Indefinite	90-91
By Type of Service (Contl US, by Command)	92-94
Graded	92-94
CAF	92-94
CPC	92-94
Professional	92-94
Sub-Professional	92-94
Separation of (Contl US)	95
Extended LWOP, Furlough, Suspension	95
Reduction in Force	95
Removal and Separation for Cause during Probation	95
Removal and Separation for Cause Other Than During Probation	95
Resignations	95
Retirement, Death, Legal Incompetence	95
Separation for Military Service	95
Termination	95
Temporary Displacement	95
Transfer to Army from USAF	95
Transfer to Federal Agencies Other than USAF	95

INDEX - Continued

	PAGE (Inclusive)
<u>Personnel, Civilian (Contd)</u>	
With Veterans Status, By Sex, (Contl US and Overseas, by Command)	96
Ungraded	95
Other	95
Personnel, Death of, By Cause	77
Personnel Identity, By	13-20
Personnel In Training (See Training-Flying and Technical; See Civilian Training)	
<u>Personnel, Military</u>	
Absent Without Leave (See Offenses)	86
Accidents Motor Vehicles (Offenses)	86
Airmen Returning From Overseas	76
Airmen With Dependents	76
Assistance Rendered, Casualty	77
Aviation Cadets	78-83;84
Examination of	78-83
Prospects Interviewed	84
Board, Examining	78-85
By Command Strength	9-73
Air Force Personnel in Pipeline, By Pipeline	
Category22
Worldwide (Continental US and Overseas)22
Detachment of Patients (Off & EP)22
Fillers (Off & EP)22
Outbound Personnel (Off & EP)22
Overseas Replacements (Off & EP)22
Prisoners for Rehabilitation (Off & EP)22
Returnees (Off & EP)22
Separatees (Off & EP)22
Airmen Returning with Dependents	76
By Aeronautical Designation (Contl US and Overseas, by Command)	48-50
Officers	47
By Aeronautical Rating (Officers)	47;54
Negro	54
By Aeronautical Status	
(Worldwide; Contl US; and Overseas)	42-46;49-51
By Command (Contl US and Overseas)	43-45
Officers Rated-Pilot and Non-Pilot; Non-Rated	43-45
Officer, by Flying Status (Contl US and Overseas)	46
Officer, by Flying Status, by Command (Contl US and Overseas)	49-51
Officer Rated-Pilot and Non-Pilot; Non-Rated	42
By Basic Arm or Service	74;75
Department of the Army, Commissioned Officers with USAF (By Grade)	74;75
By Commands	10-12;14-20
Air Force Wide Pipeline (Contl US)	18
Aviation Cadets	18
Enlisted Personnel (Female: WAF & WAC)	18
(Male)	18
Officers (Male: WAF; WAC; ANC; WMSC)	18
Warrant Officers (Female: CWO & WOJG)	18
(Male: CWO & WOJG)	18
All Continental US Commands	14-17
Aviation Cadets	14-17
Enlisted Personnel	10;11;12
Enlisted Personnel (Female: WAF & WAC)	14-17
(Male)	14-17

	PAGE (Inclusive)
<u>Personnel, Military (Contd)</u>	
<u>By Command Strength (Contd)</u>	
<u>By Commands (Contd)</u>	
<u>All Contl Commands (Contd)</u>	
Officers	10;11;12
Officers (Male: WAF; WAC; ANC; WMSC)	14-17
Warrant Officers	10;11;12
Warrant Officers (Female: CWO & WOJG)	14-17
(Male: CWO & WOJG)	14-17
All Overseas Commands	18-20
Aviation Cadet	18-20
Enlisted Personnel (Female: WAF & WAC)	18-20
(Male)	18-20
Officers (Male: WAF; WAC; ANC; WMSC)	18-20
Warrant Officers (Female: CWO & WOJG)	18-20
(Male: CWO & WOJG)	18-20
By Component (Worldwide; Contl US and Overseas)	39-41
Army Officer with USAF (RA; ORC; NGUS; AUS) (Worldwide; Contl US; and Overseas)	40
Officer, Departmental Strength, (USAF-Regular, USAF-R, ANCS, AFUS)	41
Officers (USAF Regular; USAF-Reserve and ORC; Air National Guard - US and National Guard; AFUS and AUS)	39
By Departmental Status	9
Army (with AF) (Off; W/O; and EP)	9
USAF - (Off; W/O; and EP)	9
ARWAF	9
By Flying Status (Worldwide; Contl US and Overseas)	46-51
Officers (On Flying Status; not on Flying Status)	46
Officers, Worldwide, By Command	49-51
By Functional Field (Based on Primary MOS)	55-61
Officers (Contl US, by Command)	57-60
Officers (Overseas, by Command)	60-61
Officers (Worldwide; Contl US and Overseas)	55;56
By Functional Group, By Type of Manning Authority, Worldwide (Contl and Overseas)	21
Permanent Party (Off & EP)	21
T/O and E	21
Table of Distribution	21
Table of Distribution (Special)	21
Pipeline (Off and EP)	21
Other Pipeline	21
Students	21
By Grade	23-51
By Aeronautical Rating, Aeronautical Designation and Speciality Rating	47
Officer (Contl US and Overseas)	47
By Aeronautical Status	42-51;54
Negro	54
Officer, by Command (Contl US and Overseas)	43-45
Officer, (Contl US and Overseas)	54
Officer, by Flying Status, by Command (Contl US and Overseas)	49-51
Officer, by Flying Status, (Contl US and Overseas)	46
By Component	39-41
Departmental Strength of Officers (Contl US and Overseas)	41
Department of the Army Officers with USAF (Contl US and Overseas)	40
Officers (Contl US and Overseas)	39
By Flying Pay	48
Enlisted Personnel (Contl US and Overseas)	48

	PAGE (Inclusive)		PAGE (Inclusive)
<u>Personnel, Military (Contd)</u>		<u>Personnel, Military (Contd)</u>	
<u>By Command Strength (Contd)</u>		<u>By Command Strength (Contd)</u>	
<u>By Grade (Contd)</u>		<u>By Specialty Rating (Officers)</u>	
By Grade in which Serving	23-37	By Type (Off; E.P; W/O; and Aviation Cadet)9-73	
Enlisted Personnel (Contl US and Overseas, by Command)	28-34	By Type of Manning Authority (Officers and Enlisted)	21
Enlisted Personnel with the Army	36	Continental US (Officers, Warrant Officers and Enlisted Personnel)	
General Officers by Departmental Status (Contl US and Overseas)	38	Definitions (See the Glossary)	
General Officers by Permanent Grade	37	Department of Air Force with the Army (Worldwide; Contl US; and Overseas)	35;36
Officers, Contl US and Oversea by Command	24	Enlisted Personnel, by Grade in which Serving	36
Officers with the Army	35	Officers, by Grade in which Serving	35
Officers, Worldwide Summary	23	Warrant Officers, by Grade in which Serving	35
Negro (Officers and Enlisted Personnel) 52;53		Department of Army Personnel with AF, by Component	40
By Grade in which Serving (Worldwide, Contl US and Oversea)	23-38;52	Departmental Strength (By Departmental Status)	38
Aviation Cadets	28-34	General Officers (By Grade)	38
Enlisted Personnel (By Grade)	28-34	General Officers (Contl US and Overseas)	38
1 Through 7th Grade	28-34	ARWA	38
General Officers (By Permanent Grade)	37	ARWAF	38
Negro	52	Command Strength	38
Officers, By Command	24-27	Departmental	38
Officers, By Rank	23	USAF	38
Generals	23	Departmental Strength (Contl US and Overseas)37	
Colonel	23	General Officers (By Grade in which Serving)	37
Lt. Colonel	23	General Officers	37
Major	23	Introduction	7,8
Captain	23	Negro	52-73
1st Lieutenant	23	Enlisted Personnel, by Grade	53
2nd Lieutenant	23	Enlisted Personnel, by Functional Field (Primary MOS)	62-73
Warrant Officer (By Grade)	23	Officer, By Aeronautical Rating	54
Chief Warrant	23	Officer, By Functional Field, (Based on Primary MOS)	55-61
WOJG	23	Officer, By Grade in which serving	52
Warrant Officers by Command	24-27	Negro Personnel	52-54
By Permanent Party	21;57-60;61	By Aeronautical Rating, Designation and Specialty Rating (Officer-rated and non-rated)	54
In Continental US	57-60	By Command Strength (Officer and Enlisted)	52;53
Table of Distribution	21	By Grade in which Serving	52;53
Table of Distribution (Special)	60-61	Enlisted (By Grade)	53
Overseas	21	Officers and Warrant Officers (By Grade) 52	
Table of Organization and Equipment	21	Officers by Aeronautical Status (Worldwide, Contl US and Overseas)	42
By Personnel Identity (By Worldwide, Contl US; and Overseas)	13-20	On Flying Pay (USAF Enlisted, by Grade, Worldwide, Contl US and Overseas)	48
Air Force Wide Pipeline Strength in Contl US	18	Overseas (Officers; Warrant Officers, Enlisted Personnel)	
By Contl USAF Commands	14-17	Personnel with the Army	35;36
By Overseas Commands	18-20	Enlisted Personnel	36
Aviation Cadet	18-20	Officers	35
ANC	18-20	Volunteers for Overseas, Permanent Party	76
CWO	18-20	For Overseas, From Assemble Processing Stations (Pipeline)	76
Female	18-20	From Contl US to Overseas	76
Male	18-20	Worldwide (Officers; Warrant Officers; EP)	
WAF	18-20		
WNSC	18-20		
WOJG	18-20		
Enlisted Personnel (Female: WAF and WAC)	13		
(Male)	13		
Officer (Male: WAF; WAC; ANC; WNSC)	13		
USAF Security Service in Contl US	17		
Warrant Officer (Female: CWO and WOJG)	13		
(Male: CWO and WOJG)	13		
By Pipeline, Personnel, Military	21		
Other Pipeline Personnel	21		
Students	21		
By Pipeline Category (Contl US and Overseas) 22			
USAF Personnel (Officers and Enlisted)	22		
Detachment of Patients	22		
Fillers	22		
Outbound Personnel	22		
Overseas Replacements	22		
Prisoners for Rehabilitation	22		
Returnees	22		
Separatees	22		
Students	22		

INDEX - Continued

	PAGE (Inclusive)	PAGE (Inclusive)
<u>Personnel, Military (Contd)</u>		
Casualty Assistance Rendered to Next of Kin (Contl US and Overseas)	77	
Chaplains (Catholic, Jewish, and Protestant)	77	
Damage, Property By (See Offenses)	86	
Denominational Spread, Status of (Contl US and Overseas)	77	
Catholic Chaplains	77	
Jewish Chaplains	77	
Protestant Chaplains	77	
Dependents, Airmen (see Airmen with dependents)	76	
Disqualified, Number of Aviation Cadets	78-85	
Disqualification, Reasons for	78-85	
Educational	78-85	
Moral	78-85	
Physical	78-85	
Qualifying Examinations	78-85	
Drunk and Disorderly Conduct by (See Offenses)	86	
Educational Disqualification	78-85	
Enlistments, Unauthorized	85	
Examinations, Aviation Cadets	78-83	
Examining Board (By State)	78-85	
Insubordination, By, (See Offenses)	86	
Man Days Lost, By, (See Offenses)	86	
Misappropriations, By, (See Offenses)	86	
Moral Disqualification	78-85	
Navy (Attached to MATS)	87	
Negro	52-54	
Enlisted	53	
Officer	52;54	
Offenses, Committed By	86	
Permanent Party (See Volunteers; see Personnel, Military)		
Permanent Party Volunteers	76	
Personnel, Death of, by cause (Contl US & O/S)	77	
Physical Disqualification (See Disqualification)		
Protestant (See Denominational Spread)	77	
Prospects (See Aviation Cadet)		
Qualified, Number of Aviation Cadets	78-85	
Unauthorized Enlistments	85	
Violations, By (See Offenses)	86	
Pass (See Offenses)	86	
Traffic (See Offenses)	86	
Uniform (See Offenses)	86	
Volunteers, Permanent Party	76	
Personnel, Officers (See Personnel, Military)	35;36	
Personnel on Commutation (See Installations)	243	
Personnel Strength, By Type, (Air Scouts)	336	
Personnel Strength, (Civil Air Patrol)	332;333	
Personnel Strength, (Civil Air Patrol) Actual	334	
Personnel Strength, (Civil Air Patrol) By State and Outside Possessions	332;333	
Personnel Strength (Civil Air Patrol), By Type	332;333	
Personnel with the Army	35;36	
Petroleum products, bulk shipments overseas of-by destination, area of origin and type	268-269	
Petroleum Products, Ground Type, USAF Con- sumption, monthly	211	
Physical Disqualification	78-85	
Pilots (See Personnel, Military)		
Pipeline, Military Personnel By,	21	
Pipeline Category, Military Personnel By,	22	
Plant Reserve, USAF Industrial (See Reserve, Industrial Plant)	247-254	
Plants Industrial, Recapturable under NCS for Military Production	250-252	
Preference, Veteran (See Personnel, Veteran)		
Prisoners for Rehabilitation (Officers and Enlisted) (See Pipeline, Personnel- Person- nel, Military)		
Privates in Contl US and Overseas (See Per- sonnel, Military)		
Processing Station	76	
Procurement Actions	277-282	
Project, By Major	276	
Airborne and Ground Communication Equipment	276	
Controlled Missiles	276	
Education and Training	276	
External Operations	276	
Fuel and Oil for Aircraft	276	
Glanders and Accessories	276	
Individual and Organization	276	
Industrial Planning and Procurement	276	
Loans and Reserves	276	
Maintenance Material for Aircraft	276	
Miscellaneous Expenses	276	
Modification and Moderation of Equipment	276	
Packing and Crating	276	
Payroll Projects	276	
Salaries, Departmental	276	
Salaries, Operation of AF Units	276	
Salaries, Procurement and Production	276	
Salaries, Research and Development, Aero- nautical	276	
Salaries, Research and Development, Medical	276	
Salaries, Research and Development, Special Project	276	
Photographic and Mapping Projects	276	
Research and Development, Aeronautical	276	
Research and Development, Medical	276	
Research and Development, Meteorological and Climate	276	
Research and Development, Special Projects	276	
Settlement of Terminated Contracts	276	
Standard Airplanes	276	
Temporary Duty Travel	276	
Transportation	276	

INDEX - Continued

	PAGE (Inclusive)		
Propellers	207	Reserve, USAF Industrial Plant.	247-253
Factory Deliveries and Unit Costs, Monthly		Industrial Plants Recapturable under NSC	250-252
By Manufacturer and Model	207	Introduction	247
By type - Quarterly 1948	207	Number of USAF Sponsored plants in National	
Controllable	207	Industrial Reserve	253
Fixed Pitch	207	Status of Active, reserve and inactive	
Property, Government-Lost (See Offenses)	86	plants	248-249
Property, Government-Recovered (See Offenses) .	86	Reserve Officers Training Corps, Air (ROTC)	324-329
Property, Surplus (Other than Aircraft)	283	Direct Funding	331
Prospects (See Aviation Cadet)	84	Student Enrollment	324-329
Protestant Chaplains (See Denominational Spread-		Advanced (Courses)	324-329
Personnel, Military)	77	Basic (Courses)	324-329
Proving Ground Command (See Contl US, by Command		By Air Force	324-329
tables)		Reserve Officers Training Corps, Enrollment by	
Qualified, Number of Aviation Cadets	78-85	Institution	324
Quarters, Admission to Hospitals	192	Reserve, Training	316-322
Radio Range Facilities (MATS)	263	Reserve USAF - Industrial Equipment.	254-255
Rates, Dental Classification	197	Electric Motors	254-255
Rates, Ground Accidents	170;171	Machine Tools	254-255
Continental US	172-173	Related Productive Equipment	254-255
Overseas	172-173	Respiratory Diseases	190-192
Rates, Hospital Admission	195;196	Retired Officers (Air Reserve)	310
Rates, Hospital and Disease	190-197	Retirement as Cause of Separation (See Personnel,	
Rates, Injury	190;191	Civilian)	
Rates, Specified Disease	192;193	Returnees	22
Rates, Venereal Disease	190;191;194	Returnees (Officer and Enlisted) (See Personnel,	
Rating Military Personnel by Aeronautical	47	Pipeline, Personnel, Military)	
Rating Military Personnel by Aeronautical		Returning From Overseas, Personnel, Airmen . .	76
(Specialty)	47	Rovers (Air Scouts).	336
Reconnaissance, By Type, (See Tactical Units)		Satellites, Training Center (Air Reserve)	311;312
Receipts of USAF Aid Society.	287	Savings, Estimates	286
Recovered, Government Property (See Offenses) .	86	Schools, in Contl US by Type (See Installations)	
Redistributions, Surplus Property	284	Scouts, Air	336
Regions (Air Scouts).	336	Scouts, Explorer	336
Regulation (NAA), Airport	239	Scouts, Sea	336
Rehabilitation, Prisoners for	22	Scouts, Senior Air	336
Replacements, Overseas.	22	Second Lieutenant (See Personnel, Military)	
Requirements, Training (Civil Air Patrol) . . .	335	Selected Vehicles held by USAF (See Vehicles,	
Rescue, (See Tactical Units).		selected)	212-217
Research and Development, Contracts, Amount of	277	Separate Squadrons Photo Reconnaissance	
Research and Development, Contracts for	277	(Special);(Liaison, Rescue, Geodetic, Tow	
Research and Development, Type of Contract Work		Target (See Tactical Units)	1-5
for	277	Separatees	22
Reserve, Air		Separatees (Officer and Enlisted) (See Pipeline	
Reserve, Industrial Equipment	247;255	Personnel - Personnel, Military)	
By Industry Category		Separation (See Personnel, Civilian)(By Cause)	
Machine Tools and Productive Equipment:		Sex, Civilian Personnel.	88-89
Estimated value tools in storage	255	Sex, Offenses	86
Number Authorized	255	Sex, Military Personnel.	13-20
Number Janmat items in use	255	Sergeants in Contl US and Overseas (See Personnel,	
Estimated replacement value	255	Military)	
Number tools processed for storage	255	Shipments Overseas, by Water of Bulk Petroleum	
Storage space occupied	255	Products	268-269
Tools received at storage	255		
Definitions (See the Glossary)			
Introduction	247		

INDEX - Continued

PAGE (Inclusive)	PAGE (Inclusive)
Spread, Denominational (See Personnel, Military)	77
Speciality Rating, By	47
Squadrons (Air Scouts)	336
Squadrons, (Separate Air Scouts)	336
Squadrons, (Tactical Units Air Scouts)	336
Status, Aeronautical (See Personnel, Military)	
Status, Departmental (See Personnel, Military)	
Status, Flying (See Personnel, Military)	
Status of USAF Industrial Installations Active, Reserve and Inactive	248
Statute Miles Flown (The Berlin Airlift)	339
Storage at Installations	244
Covered (Warehouse and Shed)	244
Igloos and Magazines	244
Open Ammunition	244
Open (Harstanding and Unsurfaced)	244
Storage Space AMC Depots in Contl US	244
Strategic Air Command (See Contl US, by Command tables)	
Strength, (Air Reserve) By State, Officer.	307
Strength, (Air Reserve) By State, Permanent Party	309;311
Strength, (Air Reserve, By Type, by Grade	305
Strength,(AirReserve) Enlisted by State	308
Strength, Allotted (Air National Guard)	292
Strength, Allotted Authorized (Air National Guard)	292
Strength, Assigned (Air National Guard)	291
Strength, By State and Territory (Air National Guard)	297
Strength, Current Authorized (Air National Guard)	291
Strength, Departmental (By Departmental Status).	38
Strength, Departmental (See Departmental Strength, Personnel, Military)	37
Strength, Enlisted (Air National Guard)	292
Strength, Federally Recognized and Federally Inspected Units	292-299
Strength, National Guard	291;292-299
Strength, (Military Personnel) See Personnel, Military	
Strength, Officer (Air National Guard)	298
Strength,(Permanent Party) See Personnel, Military	
Student Attrition (See Military Training)	
Students (By Race) ROTC Training	330
Students, Colored (See Training, Military)	
Students, Foreign (See Training, Military)	
Students, Foreign Under Instruction (See Training, Military)	
Students, Medical	197
ARWAF	197
Entered	197
Foreign	197
Graduated	197
NG	197
USAF	197
USN	197
Students, Military Personnel	21
Students, (Negro) Training Air ROTC	330
Students, New Air Force (See Training, Military)	
Students, New Air Force, Under Instruction (See Training, Military)	
Students, New Foreign (See Training, Military)	
Students, Other New US Military, (See Training, Military)	
Students, Other New US Military, Under Instruct- ion (See Training, Military)	
Students, Other US Military (See Training, Military)	
Students (See Training also Command Strength, Personnel, Military)	
Students, Training, By Command (See Training, Military;-Training, Civilian)	
Students, Training, New (See Training, Military)	
Students, Training (See Training, Military; Training, Civilian)	
Students, USAF (See Training, Military)	
Students under Instruction (See Training).	114-157
Suggestions Adopted, Civilian	286
Suggestions, Civilian	286
Suggestions, Program, Civilian	286
Suggestions, Received, Civilian	286
Summaries (See Personnel, Military)	
Surplus Property, Declarations to Disposal Agencies	283;284
Surplus Property Disposition of	283;285
Surplus Property Disposals, By	284
Surplus Property Other than Complete Aircraft	284
Surplus Property USAF Complete Aircraft	284
Tables of Distribution (Special) See Command Strength, Personnel, Military	
Table of Organization and Equipment (See Person- Military - Command Strength)	21
Tactical Air Command (See Contl US by Command table)	
Tactical Squadrons	2-3
Tactical Units	1-5
By Type	1-5
Contl US	2;3
Overseas	4;5
Alaskan	5
Caribbean Area	4

	PAGE (Inclusive)		PAGE (Inclusive)
Tactical Units (Contd)		Transportation (Contd)	
By Type (Contd)		Shipments Overseas of Bulk Petroleum	
Overseas (Contd)		Products	268-269
Far East Air Forces	5	By destination, area of origin and type	
Pacific Air Command	5	of product	268-269
US Air Forces, Europe	4	Troop Carrier, By Type of Unit, (See Tactical	
Definition (See the Glossary)	XIV-XII	Units)	
Introduction	1	Type, Military Personnel, By	9-73
Tactical Groups	2;3	Type of Manning Authority, By	21
Usual Composition	1	Type of Training, By Course (See Training,	
Technical Sergeants in Contl US and Overseas (See		Military)	
Personnel, Military)		Unauthorized Enlistments	85
Ton Miles Flown Cargo, By MATS	258	Under Instruction (See Training, Military)	
Ton Miles Flown Cargo, the Berlin Airlift	339	Units, Air Reserve, By Type, Class	85
Tow Target (See Tactical Units)		Units (Air Scouts)	336
Training, Air Materiel Command (See Training,		Units, By Type, By Class (Air Reserve)	313;314
Military and Civilian)		Units, By Type (Civil Air Patrol)	334
Training, (Air National Guard)	302;303	Units, National Guard	291-296
Training, Air Reserve, Active Duty, By Major		Units, Tactical (See Tactical Units)	
Commands	316;317	Unnatural Death (Offenses)	86
Training, Air Reserve, Active Duty, Continental		USAF Aid Society Definition (See the	
Air Command	318	Glossary)	XIV-XII
Training, Air Reserve, Inactive Duty, By Major		USAF Personnel (Off; W/O; EP) (See Personnel,	
Command	319	Military)	
Training, Air Reserve, Inactive Duty, By Con-		USAF Sponsored Plants in the National Industrial	
tinental Air Command	322	Plant Reserve, by Disposal Status	253
Training Air University (See Training - Military;		Value of Gov't Property, Lost, Recovered,(see	
Civilian and Medical)		Offenses)	86
Training Areas, Civilian	158-168	<u>Vehicles, Selected, USAF</u>	212-217
Training, (By Command) Civilian	159-168	Authorized, Utilized at Installations and	
Training Command (See Contl US, by Command,		held on property account:By Command	
tables)		Class 19-B	212
Training Centers (Air Reserve)	311;312	Class 19-2; Ground Servicing Equipment	215
Training (Civil Air Patrol)	334	Class 19-D AF Marine Equipment	217
Training, Medical	197	Class 17-A, Shop Manufacturing Equipment,	
Training, Medical (By Course)	197	Machine and tools	216
Training, Off the Job (Civilian)	158	Chemical Corps Equipment and Quartermaster	
Training, On the Job (Civilian)	158	Corps Vehicles	217
Transactions, Civilian Retirement Fund	286	Corps of Engineer Equipment: Standard	214
Transport Operations (ATC and MATS)	258	Miscellaneous, non-standard and modified	215
Domestic	258	General Purpose	212
International	258	Signal Corps Equipment Vehicles	216
Total	258	Special Purpose	213
<u>Transportation</u>		Veneral Disease (By Rates)	190;191;194;195;196
AF Cargo Shipments from US to Overseas -		Veneral Disease (By Race)	190;191;194;195;196
by water	266	Very Heavy Bombardment (See Tactical Units)	
By destination, area and shipping port	266	Tactical Units (Groups and Squadrons)	
AF Cargo Shipments received in US from		Veterans Training (Civil Training)	159-168
overseas - by water	267	Vittles, Operation (See Airlift, The Berlin)	
By area of origin and receiving port	267	Volunteers (See Personnel, Military)	76
Freight, inland moved in Z/I	270	(Overseas Permanent Party)	76
By type of Commercial Carrier	270	WAC (See Personnel, Military - by Command)	
Funds required to Procure Commercial Trans-		WAF (See Personnel, Military - by Command)	
portation	271	WOJG (See Personnel, Military - by Command)	
Introduction	265	WNSC (See Personnel, Military - by Command)	
		Warrant Officer- Chief (See Personnel, Military)	
		Warrant Officers (Male and Female - CWO and WOJG)	
		See Personnel, Military, by Commands)	
		Wing Development (Air Force Reserve)	315
		Wing Changes (Air National Guard)	301
		Wings (Civil Air Patrol)	334



