

Arctic Ice Algal Bio-Optics & Sea Ice Sediments

Glenn F. Cota
Center for Coastal Physical Oceanography
Old Dominion University
Norfolk, VA 23508
Phone: 757-683-5835 Fax: 757-683-5550 E-mail: cota@ccpo.odu.edu
Award #: N000149610326

LONG-TERM GOALS

The goals of this research are to improve our understanding of bio-optical variability, primary productivity, and the influence biogenic and nonbiogenic materials on heat flux in polar marine ecosystems. The data are being used in radiative transfer, thermo-optical, bio-optical productivity models.

OBJECTIVES

The main scientific objective is to understand the influence of ice algae and other inclusions on the apparent and inherent optical properties of sea ice systems. Quantitative relationships between optical, physical, biogeochemical and biological variability are being sought. The influence of biogenic and nonbiogenic materials on the heat budget of sea ice is being explored.

APPROACH

Basic methodology has been described in detail previously. Stratified in situ spectral transmission measurements were made throughout snow, sea ice, the bottom ice algal layer and subice. This approach maintains natural distributions of the snow, ice, water and inclusions, largely eliminating potential artifacts due to geometrical changes. Comparative in vivo observations were made by determining absorption spectra for particulate and dissolved materials in discrete samples from all layers. Sea ice data were obtained from Resolute, NWT (1993 & 1995) and Barrow, AK (1994). Absorption by sediments from sea ice and the benthos is also being examined from a number of locations; this effort is ongoing. Sediment samples have been collected at sites in the Canadian Archipelago and the Barents, Beaufort, Bering, Chukchi, Kara and Laptev Seas. Multilayered, spectral models are being used to examine the relative contribution of ice algae and other inclusions to light transmission and the heat budget.

WORK COMPLETED

Except for additional sediment samples collected by foreign colleagues, all experimental and ancillary field data have been tabulated and reduced to final form with graphical summaries. Results have been presented at ARI and AGU meetings and seminars. Collaborative efforts are in progress to compare, synthesize and model data. Two papers have been published, another was submitted for publication (10/97), and several others are in preparation.

Report Documentation Page

Form Approved
OMB No. 0704-0188

Public reporting burden for the collection of information is estimated to average 1 hour per response, including the time for reviewing instructions, searching existing data sources, gathering and maintaining the data needed, and completing and reviewing the collection of information. Send comments regarding this burden estimate or any other aspect of this collection of information, including suggestions for reducing this burden, to Washington Headquarters Services, Directorate for Information Operations and Reports, 1215 Jefferson Davis Highway, Suite 1204, Arlington VA 22202-4302. Respondents should be aware that notwithstanding any other provision of law, no person shall be subject to a penalty for failing to comply with a collection of information if it does not display a currently valid OMB control number.

1. REPORT DATE 1998		2. REPORT TYPE		3. DATES COVERED 00-00-1998 to 00-00-1998	
4. TITLE AND SUBTITLE Arctic Ice Algal Bio-Optics & Sea Ice Sediments				5a. CONTRACT NUMBER	
				5b. GRANT NUMBER	
				5c. PROGRAM ELEMENT NUMBER	
6. AUTHOR(S)				5d. PROJECT NUMBER	
				5e. TASK NUMBER	
				5f. WORK UNIT NUMBER	
7. PERFORMING ORGANIZATION NAME(S) AND ADDRESS(ES) Old Dominion University, Center for Coastal Physical Oceanography, Norfolk, VA, 23529				8. PERFORMING ORGANIZATION REPORT NUMBER	
9. SPONSORING/MONITORING AGENCY NAME(S) AND ADDRESS(ES)				10. SPONSOR/MONITOR'S ACRONYM(S)	
				11. SPONSOR/MONITOR'S REPORT NUMBER(S)	
12. DISTRIBUTION/AVAILABILITY STATEMENT Approved for public release; distribution unlimited					
13. SUPPLEMENTARY NOTES See also ADM002252.					
14. ABSTRACT					
15. SUBJECT TERMS					
16. SECURITY CLASSIFICATION OF:			17. LIMITATION OF ABSTRACT Same as Report (SAR)	18. NUMBER OF PAGES 7	19a. NAME OF RESPONSIBLE PERSON
a. REPORT unclassified	b. ABSTRACT unclassified	c. THIS PAGE unclassified			

RESULTS

Stratified transmission spectra provide local estimates of diffuse attenuation, but various models yield values varying by almost twofold if interfaces are considered. In situ attenuation spectra and in vivo absorption spectra for the ice algal layer show good spectral agreement (Fig. 1), and illustrate that algal absorption can dominate in this layer. Corrections for packaging effects are necessary to relate in vivo observations back to nature. Two waveband algorithms show promise for predicting algal biomass and snow depth from passive observations. Model results predict that ice algal absorption under a range of natural conditions usually accounts for <10% of the total absorption by snow and sea ice (Fig. 2). However, algal absorption may be on the order of 25-50% in refrozen leads with thin ice and little or no snow. Ice algae may retard spring ice accretion and accelerate ablation. Sediment concentrations on sea ice vary tremendously in abundance and spatially over many scales. Absorption by sediments is high but variable with a maximum in the UV (Fig. 3). No strong relationships have been discovered between spectrally averaged absorption and total suspended material, organic, inorganic or carbonate content, grain size classes or other ancillary data. Sediments are typically found in thin layers or discrete packets, and either form has a large effect on the absorption and transmission of light. Localized high absorption by sediments or biogenic materials can create pits in the ice.

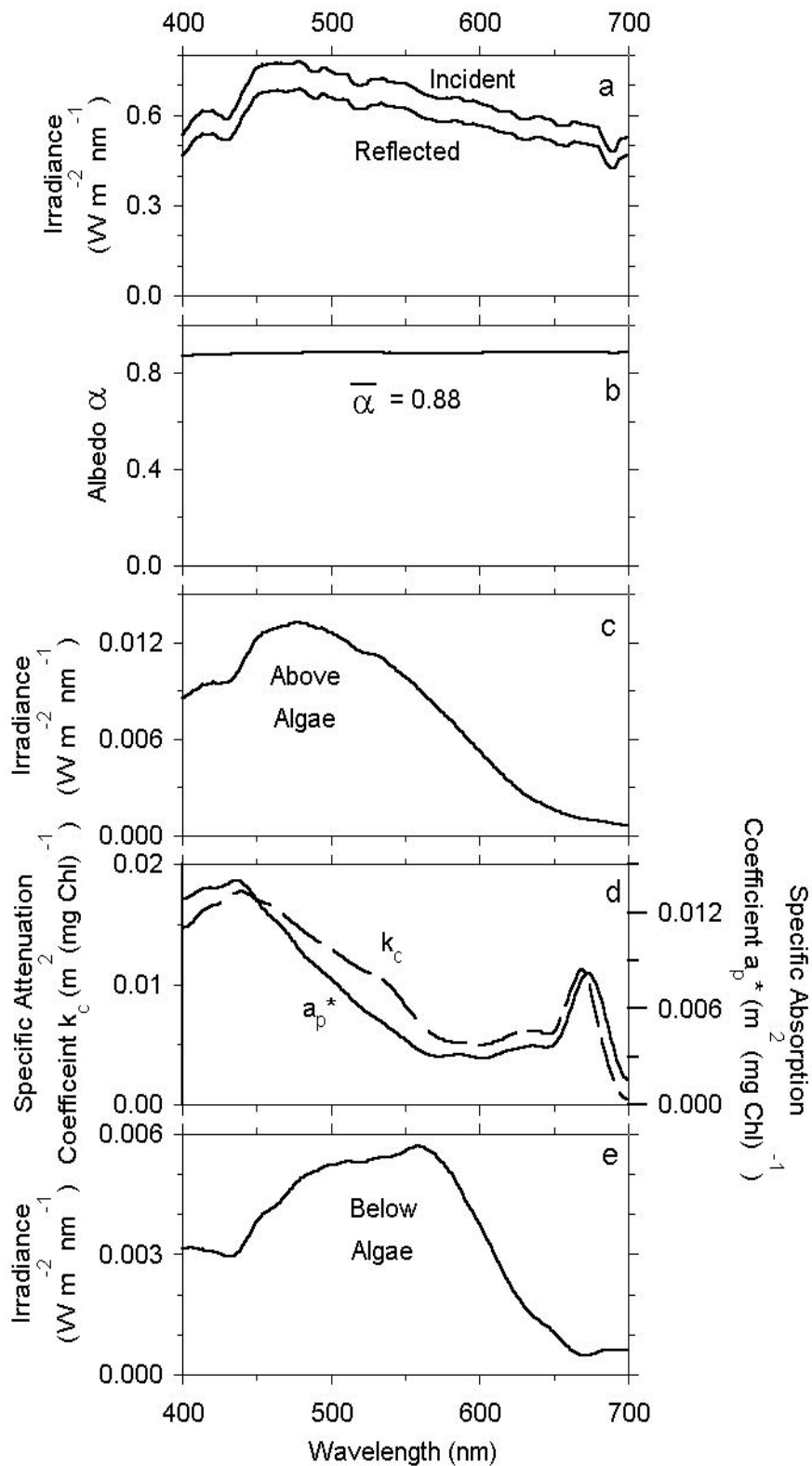


Figure 1. Irradiance and attenuation or absorption spectra at several levels in sea ice. Incident and reflected irradiance (a), albedo (b), transmitted irradiance above the ice algal layer (c), chlorophyll specific attenuation and absorption (d, note different scales), and transmitted irradiance below the ice algal layer (e).

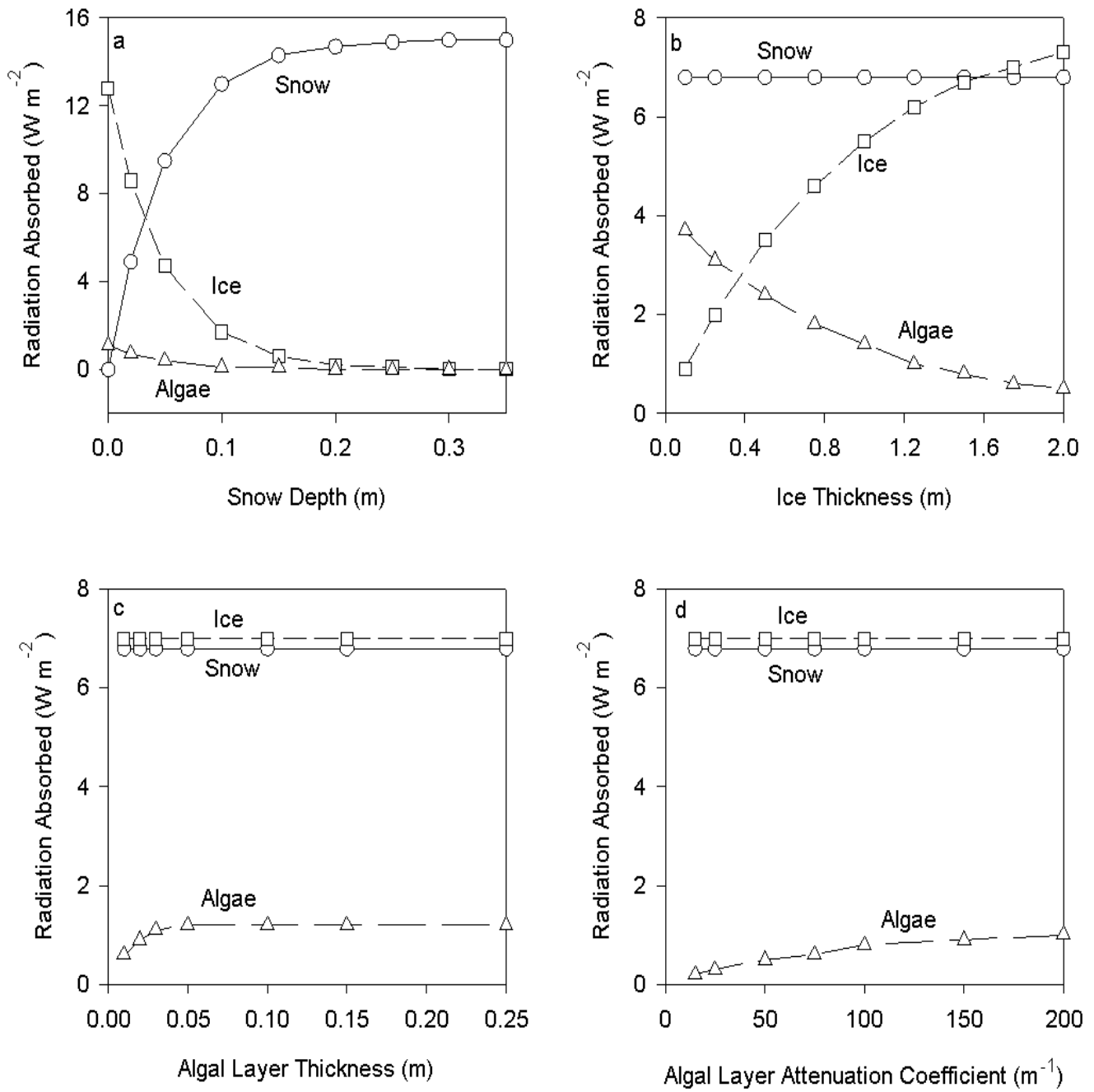


Figure 2. Absorption of radiation by snow, sea ice and bottom ice algae for a range of environmental conditions. Variable snow cover (a) on a 175 cm ice sheet, variable ice thickness (b) with 3 cm of snow. Snow and ice are held constant at 3 and 175 cm, respectively, when the algal layer thickness (c) or attenuation coefficient (d) are varied.

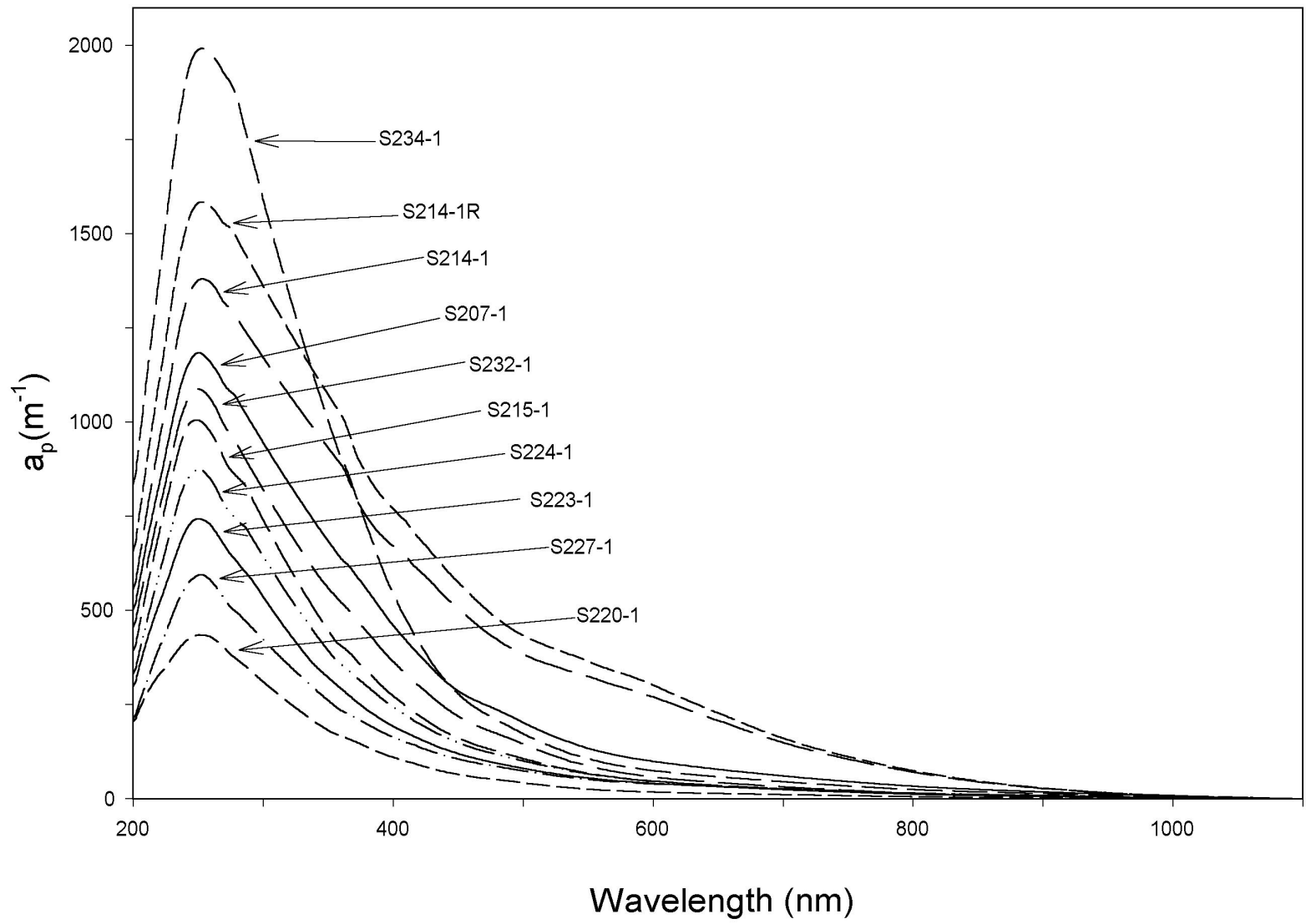


Figure 3. Sea ice sediment absorption spectra for samples scattered around the Arctic.

IMPACTS/APPLICATIONS

Photosynthetic action and absorption spectra of ice algae and related absorption spectra for dissolved and particulate (biogenic and sedimentary) materials provide a benchmark for bio-optical modeling of sea ice systems.

TRANSITIONS

Data have been (or will be) published and made available to collaborators.

RELATED PROJECTS

Collaborations are ongoing with R. Maffione, C. Mobley, and several others on various aspects of sea ice and snow and bio-optics.

PUBLICATIONS

- Cota, G.F., W.G. Harrison and P. Kepkay. 1998. Dissolved organic material in sea ice: Biogeochemical implications and bio-optical properties. *J. Geophys. Res.* (submitted 10/97).
- Mobley, C.D., G.F. Cota, T.C. Grenfell, R.A. Maffione, W.S. Pegau and D.K. Perovich, 1998. Modeling light propagation in sea ice. *TGARS* 36(5) 1743-1749.
- Perovich, D.K. et al. 1998. Field Observations of the electromagnetic properties of first-year sea ice. *TGARS* 36(5) 1705-1715.
- PI - Cota, G.F. and M.R. Lewis. Radiation absorption by ice algae: Influences on the heat budget of arctic sea ice. *J. Geophys. Res.*
- PI - Cota, G.F., D.G. Barber and R.A. DeAbreu. Snow-cover on arctic sea ice.
- PI - Cota, G.F., Bio-optics of first-year arctic sea ice: The relative importance of particulate and dissolved materials. *J. Geophys. Res.*
- PI - Cota, G.F., Spectral photosynthesis, absorption and quantum yields of bottom ice algae in the Arctic.
- PI - Maffione, R.A., G.F. Cota and C.D. Mobley, A layered model of light transmission through first-year sea ice.
- PI - Perovich, D.K., G.F. Cota and E. Reimnitz, The influence of sediments in sea ice on spectral albedos and absorption.

GRADUATE STUDENTS

none

PATENTS

none

PRESENTATIONS

none

SERVICE ON COMMITTEES/PANELS

SeaWiFS Science Team
SeaWiFS Bio-optical algorithm working group
ADEOS/OCTS Science Team
ADEOS II/GLI Science Team
Arctic Icebreaker Coordinating Committee

HONORS/AWARDS

none