
FY10 Defense Environmental Programs Annual Report to Congress

Final Report

July 2011



Prepared by the Office of the Under Secretary of Defense for Acquisition, Technology and Logistics

Report Documentation Page

Form Approved
OMB No. 0704-0188

Public reporting burden for the collection of information is estimated to average 1 hour per response, including the time for reviewing instructions, searching existing data sources, gathering and maintaining the data needed, and completing and reviewing the collection of information. Send comments regarding this burden estimate or any other aspect of this collection of information, including suggestions for reducing this burden, to Washington Headquarters Services, Directorate for Information Operations and Reports, 1215 Jefferson Davis Highway, Suite 1204, Arlington VA 22202-4302. Respondents should be aware that notwithstanding any other provision of law, no person shall be subject to a penalty for failing to comply with a collection of information if it does not display a currently valid OMB control number.

1. REPORT DATE JUL 2011	2. REPORT TYPE	3. DATES COVERED 00-00-2011 to 00-00-2011			
4. TITLE AND SUBTITLE FY10 Defense Environmental Programs Annual Report to Congress		5a. CONTRACT NUMBER			
		5b. GRANT NUMBER			
		5c. PROGRAM ELEMENT NUMBER			
6. AUTHOR(S)		5d. PROJECT NUMBER			
		5e. TASK NUMBER			
		5f. WORK UNIT NUMBER			
7. PERFORMING ORGANIZATION NAME(S) AND ADDRESS(ES) Ofc of the Under Secretary of Defense for Acquisition, Technology and Logistics, 3010 Defense Pentagon, Washington, DC, 20301-3010		8. PERFORMING ORGANIZATION REPORT NUMBER			
9. SPONSORING/MONITORING AGENCY NAME(S) AND ADDRESS(ES)		10. SPONSOR/MONITOR'S ACRONYM(S)			
		11. SPONSOR/MONITOR'S REPORT NUMBER(S)			
12. DISTRIBUTION/AVAILABILITY STATEMENT Approved for public release; distribution unlimited					
13. SUPPLEMENTARY NOTES					
14. ABSTRACT					
15. SUBJECT TERMS					
16. SECURITY CLASSIFICATION OF:			17. LIMITATION OF ABSTRACT	18. NUMBER OF PAGES	19a. NAME OF RESPONSIBLE PERSON
a. REPORT unclassified	b. ABSTRACT unclassified	c. THIS PAGE unclassified	Same as Report (SAR)	730	



THE UNDER SECRETARY OF DEFENSE

3010 DEFENSE PENTAGON
WASHINGTON, DC 20301-3010

ACQUISITION,
TECHNOLOGY
AND LOGISTICS

JUL 21 2011

The Honorable Joseph R. Biden, Jr.
President of the Senate
United States Senate
Washington, DC 20510

Dear Mr. President:

Pursuant to title 10, U.S.C., section 2706, and to title 42, U.S.C., sections 9620(e)(5) and 9621(c), the Department of Defense is pleased to present the FY 2010 Defense Environmental Programs Annual Report to Congress. The document provides a comprehensive review of DoD's budget trends and environmental performance. The Department made significant progress in achieving environmental program goals in FY 2010, as detailed in the enclosed Executive Summary.

My staff will post the report on the Defense Environmental Network and Information eXchange at <http://www.denix.osd.mil/arc/ARCFY2010.cfm>. We appreciate the continued support of Congress for our environmental programs.

A similar letter has been sent to the Speaker of the House and the appropriate congressional committees.

Sincerely,

A handwritten signature in black ink, appearing to read "Ashton B. Carter", is located below the "Sincerely," text.

Ashton B. Carter 22, 7/21/11

Enclosure:
As stated



THE UNDER SECRETARY OF DEFENSE

3010 DEFENSE PENTAGON
WASHINGTON, DC 20301-3010

ACQUISITION,
TECHNOLOGY
AND LOGISTICS

JUL 21 2011

The Honorable John A. Boehner
Speaker of the House
U.S. House of Representatives
Washington, DC 20515


Dear Mr. Speaker:

Pursuant to title 10, U.S.C., section 2706, and to title 42, U.S.C., sections 9620(e)(5) and 9621(c), the Department of Defense is pleased to present the FY 2010 Defense Environmental Programs Annual Report to Congress. The document provides a comprehensive review of DoD's budget trends and environmental performance. The Department made significant progress in achieving environmental program goals in FY 2010, as detailed in the enclosed Executive Summary.

My staff will post the report on the Defense Environmental Network and Information eXchange at <http://www.denix.osd.mil/arc/ARCFY2010.cfm>. We appreciate the continued support of Congress for our environmental programs.

A similar letter has been sent to the President of the Senate and the appropriate congressional committees.

Sincerely,


Ashton B. Carter 20 7/21/11

Enclosure:
As stated

Table of Contents

Executive Summary.....	iii
Chapter 1 Defense Environmental Funding.....	1
Natural and Cultural Resources	4
Compliance	5
Pollution Prevention	7
Restoration	9
Environmental Technology	11
Overseas Environmental Activities.....	12
Miscellaneous Environmental Programs.....	13
Chapter 2 Natural Resources.....	15
Integrated Natural Resource Management Plans	16
Chapter 3 Cultural Resources.....	19
Integrated Cultural Resource Management Plans	20
Historic Building Inventories.....	20
Chapter 4 Compliance	25
Air Quality.....	26
Clean Water	28
Safe Drinking Water	28
Enforcement Actions.....	30
Chapter 5 Pollution Prevention	33
Solid Waste.....	34
Hazardous Waste	36
Toxics Release Inventory	37
Chapter 6 Restoration.....	41
Installation Restoration Program	46
Military Munitions Response Program	50
Cost Recovery	54
Restoration Partnerships.....	54

Table of Contents

Appendix A **Acronyms**..... A-1

Appendix B **Index of Figures**B-1

Appendix C **Reporting Requirements**.....C-1

Appendix D **DoD Components Backup Data** D-1

Appendix E **Installation Restoration Program and Military Munitions Response Program Status Tables** E-1

Appendix F **Environmental Restoration Narratives**..... F-1



Executive Summary



Each year, the Department of Defense (DoD) submits an annual report to Congress on its Defense Environmental Programs. The Report describes DoD's Conservation, Compliance, Pollution Prevention, and Restoration Programs' accomplishments during the past year. Through these programs, DoD works to protect human health, sustain the resources it holds in the public trust, meet its environmental requirements, and support the military mission.

This is the Fiscal Year (FY) 2010 Defense Environmental Programs Annual Report to Congress (DEP ARC). It outlines how DoD used Congressional funding to meet its environmental program goals in FY10. The FY10 DEP ARC provides a comprehensive review of the Department's environmental programs and illustrates its budget trends from FY06 to FY12. In FY10, DoD obligated approximately \$4.5 billion in resources for environmental activities. This report fulfills multiple statutory requirements, including 10 United States Code §2706.

The FY10 DEP ARC includes these chapters and significant FY10 achievements:

- **Defense Environmental Funding:** DoD successfully fulfills its environmental responsibilities through effective program management and appropriate funding. In FY10, DoD obligated approximately \$4.5 billion for its environmental programs. This is six percent higher than the previous year.
- **Natural Resources:** DoD's Natural Resources Program provided over \$161 million to develop and implement Integrated Natural Resource Management Plans (INRMPs). The percentage of installations with complete INRMPs increased from 74 percent in FY09 to 78 percent in FY10.
- **Cultural Resources:** More than 20,000 National Register-listed and eligible properties and over 100,000 archaeological sites exist on DoD lands. The percentage of installations with completed Integrated Cultural Resource Management Plans increased from 81 percent in FY09 to 87 percent in FY10.
- **Compliance:** DoD's Compliance Program received \$1.5 billion in FY10. It provided safe drinking water to 97 percent of DoD's population in the first half of calendar year (CY) 2010 and increased compliant water pollution control permits from 92 percent in FY09 to 93 percent in the first half of CY10. DoD also decreased total fines and penalties assessed by 85 percent in FY10.
- **Pollution Prevention:** DoD's Pollution Prevention Program received \$91.2 million in FY10. The Program diverted 43 percent of non-hazardous municipal solid waste and saved \$180.9 million using integrated solid waste management practices in FY10. It also reduced hazardous waste disposal by over 6,300 tons in CY09.
- **Restoration:** In FY10, DoD invested \$1.6 billion at active installations and Formerly Used Defense Sites. It also invested \$666.7 million at Base Realignment and Closure (BRAC) installations to correct environmental

damage. In FY10, the Restoration Program achieved remedy in place / response complete status at 86 percent of its Installation Restoration Program (IRP) sites on active installations and at 87 percent of IRP sites on Legacy BRAC and BRAC 2005 installations. The Program also achieved its goal by completing site inspections at 97 percent of munitions response sites on active installations by FY10.

To view the FY10 report online or to access other editions of the DEP ARC, please visit: <http://www.denix.osd.mil/arc>

1 Defense Environmental Funding

The Department of Defense (DoD) funds its environmental programs through effective planning, programming, budgeting, and execution processes that allocate financial resources where they are needed. These budget and review processes ensure that the DoD Components—Army, Navy, Marine Corps, Air Force, and the Defense agencies—identify and request adequate funding to meet their mission, legal, and regulatory environmental requirements.

The DoD Components build their Environmental Restoration budgets from the site level, but they develop their Natural and Cultural Resources, Compliance, and Pollution Prevention budgets from the installation level. These site- and installation-level estimates form the basis of the environmental budget, which is included in the overall Defense budget the President submits to Congress.

Because of the lack of Appropriations Acts, the Comptroller estimated the Fiscal Year (FY) 2011 amounts based on the FY11 President’s Budget request, with an adjustment to match the annualized Continuing Resolution funding level by appropriation.

Defense Environmental Funding at a Glance

Fiscal Year (FY) 2010 Funding:
\$4.5 billion obligated

FY10 Funding Highlights:

- ‰ Increased by **\$251.9 million** between FY09 and FY10
- ‰ Estimated **\$4.2 billion** for environmental programs in FY11
- ‰ Requested **\$4.2 billion** for environmental programs in FY12

Program Summary

Here is how the Department of Defense (DoD) obligated approximately \$4.5 billion among the following six environmental programs in FY10 (Figure 1-1):

- \$437.4 million for Natural and Cultural Resources
- \$1.5 billion for Compliance
- \$91.2 million for Pollution Prevention
- \$1.6 billion for Environmental Restoration (ER) at active installations and Formerly Used Defense Site (FUDS) properties
- \$666.7 million for environmental activities at Base Realignment and Closure (BRAC) installations
- \$255.8 million for Environmental Technology

Although all of DoD's environmental programs work toward the same goal—maintaining readiness while protecting human health and the environment—each program has a unique focus and different funding needs. Despite annual funding fluctuations within the different program areas, the Department's level of investment remains stable.

This report shows funding for both nonrecurring (i.e., one-time projects) and recurring activities. Recurring activities include routine tasks that an installation conducts in support of its environmental programs such as:

- Manpower
- Education and training
- Permits and fees
- Sampling, analysis, and monitoring
- Travel and supplies
- Data management and reporting
- Waste disposal
- Updates to environmental management plans

Funding Appropriations for Environmental Programs

DoD funds its various environmental programs from eight funding appropriations (Figure 1-2):

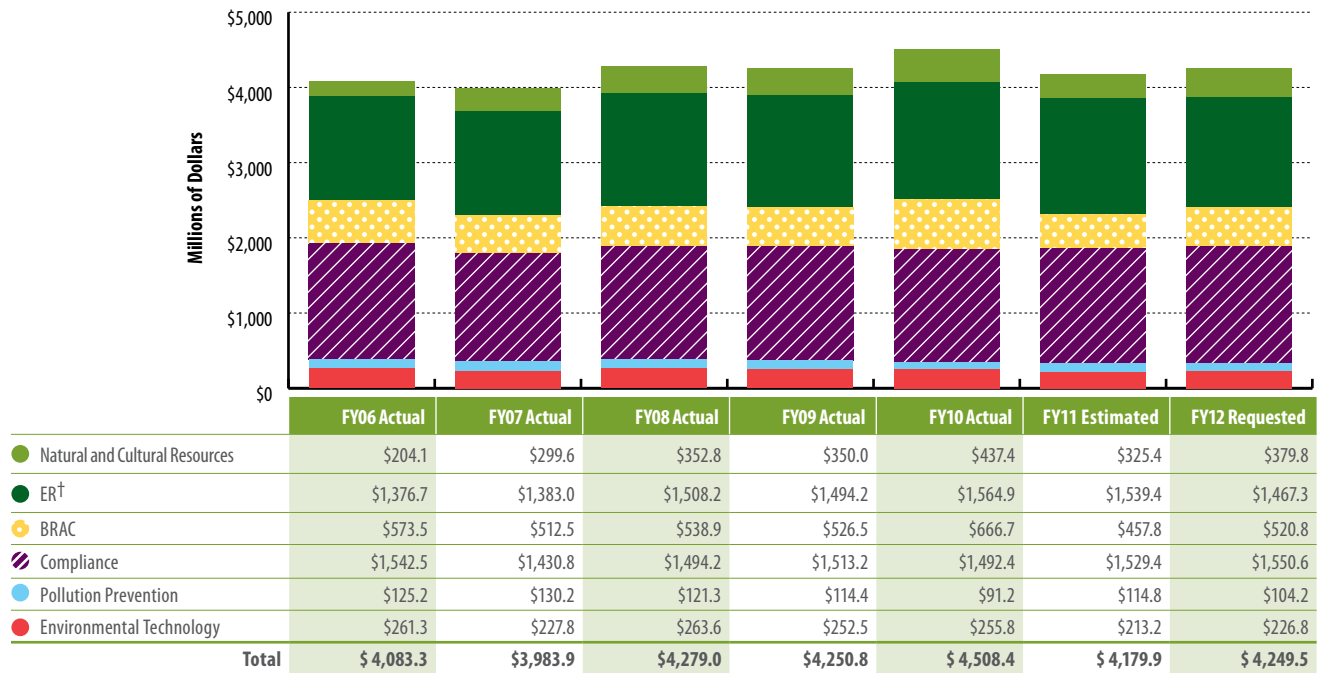
- BRAC
- ER
- Defense Working Capital Fund (DWCF)
- Military Construction (MilCon)
- Operations and Maintenance (O&M)
- Procurement (PROC)
- Research, Development, Testing, and Evaluation (RDT&E)
- Other DoD Appropriations

Most funding for DoD's Natural and Cultural Resources, Compliance, and Pollution Prevention Programs comes from the O&M appropriations in the DoD Appropriations Act. DoD also uses funds obtained through the MilCon, Military Quality of Life, and Veteran's Affairs Appropriations Acts to build necessary facilities like wastewater treatment plants. Other notable DoD Appropriations Act funding includes PROC, RDT&E, and the DWCF.

Special programs also provide funding for natural resources management through the sale of forest products, the lease of land for agriculture and grazing, and the sale of licenses for hunting, fishing, and trapping.

The Compliance Program (and to a lesser degree, the Natural and Cultural Resources and Pollution Prevention

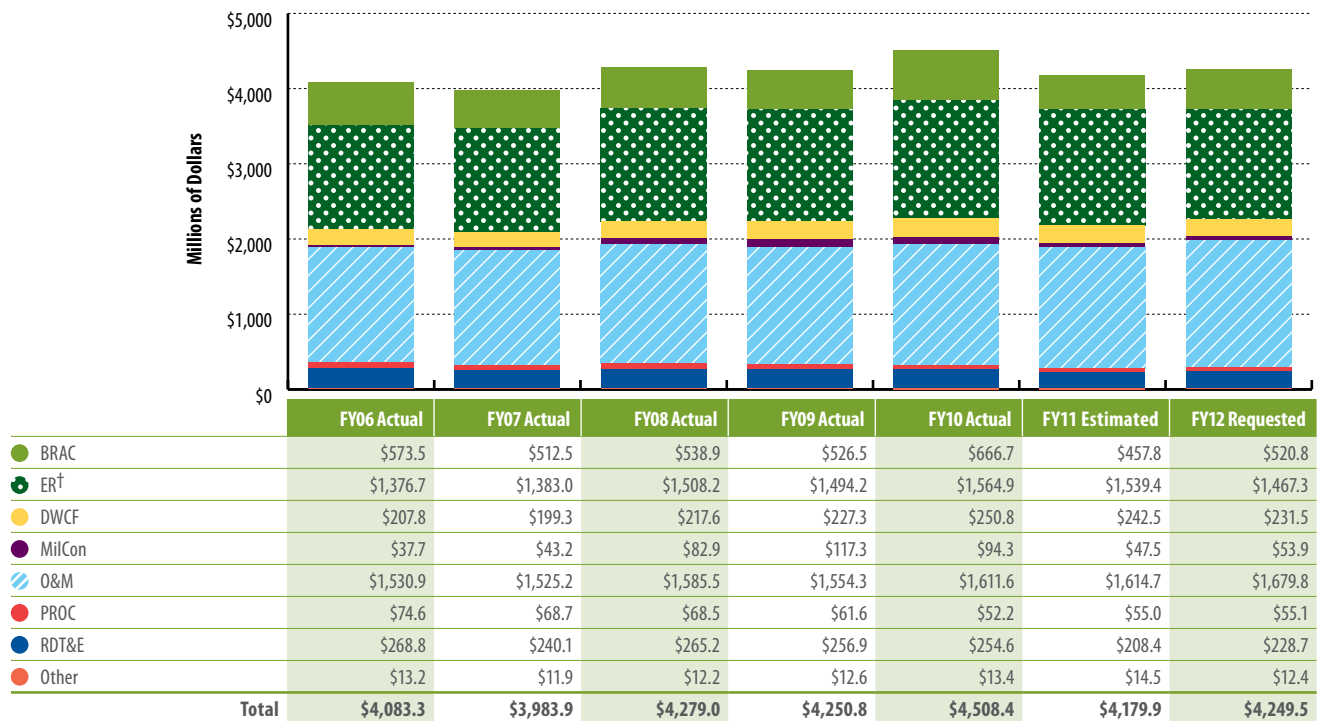
Figure 1-1 DoD Environmental Funding by Program Area*



* Due to rounding, subtotals may not equal fiscal year totals.

† Includes funding for FUDS properties.

Figure 1-2 DoD Environmental Funding by Appropriation (Includes Environmental Technology)*



* Due to rounding, subtotals may not equal fiscal year totals.

† Includes funding for FUDS properties.

Programs) includes funding for environmental activities at overseas installations. This funding includes activities such as those required to comply with existing treaties, laws, and other agreements (i.e., Final Governing Standards). DoD also funds activities within the Defense Environmental Restoration Program through the ER and BRAC accounts. The ER accounts also fund cleanup activities at active installations and FUDS properties within the United States and its territories. Separate BRAC appropriations fund cleanup activities at closing installations and address closure-related environmental cleanup, planning, and compliance activities. The Department funds restoration activities outside the United States through the Compliance Program.

Natural and Cultural Resources

During FY10, DoD invested:

- **\$437.4 million** for natural and cultural resources
- **\$87.4 million** more compared to FY09

DoD conserves, protects, and restores natural and cultural resources located on and near its installations, which also

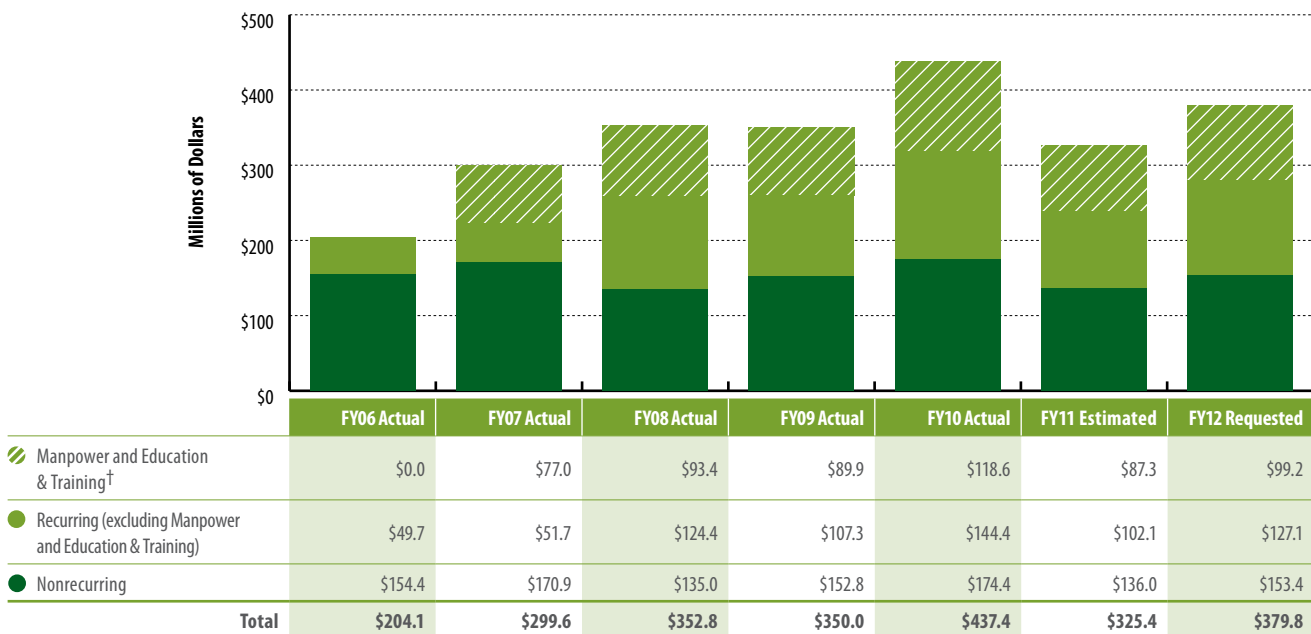
enhances and protects the military’s mission. Recurring funds for the Natural and Cultural Resources Programs finance continuous management activities, such as:

- Preparing, implementing, and updating integrated natural and cultural resources management plans
- Coordinating with conservation regulatory agencies
- Monitoring threatened, endangered, and at-risk species
- Continuing protection of archaeological sites
- Controlling invasive species
- Ongoing erosion control measures
- Completing surveys, inventories, and monitoring requirements

Nonrecurring activities are divided into two subcategories: natural resources, and historical and cultural resources. Examples of nonrecurring natural resources activities include:

- Consultation activities under the Endangered Species Act
- Mitigation for specific actions
- Habitat restoration or creation
- Volunteer and partnering programs
- Wetlands protection
- Projects identified in Integrated Natural Resources Management Plans

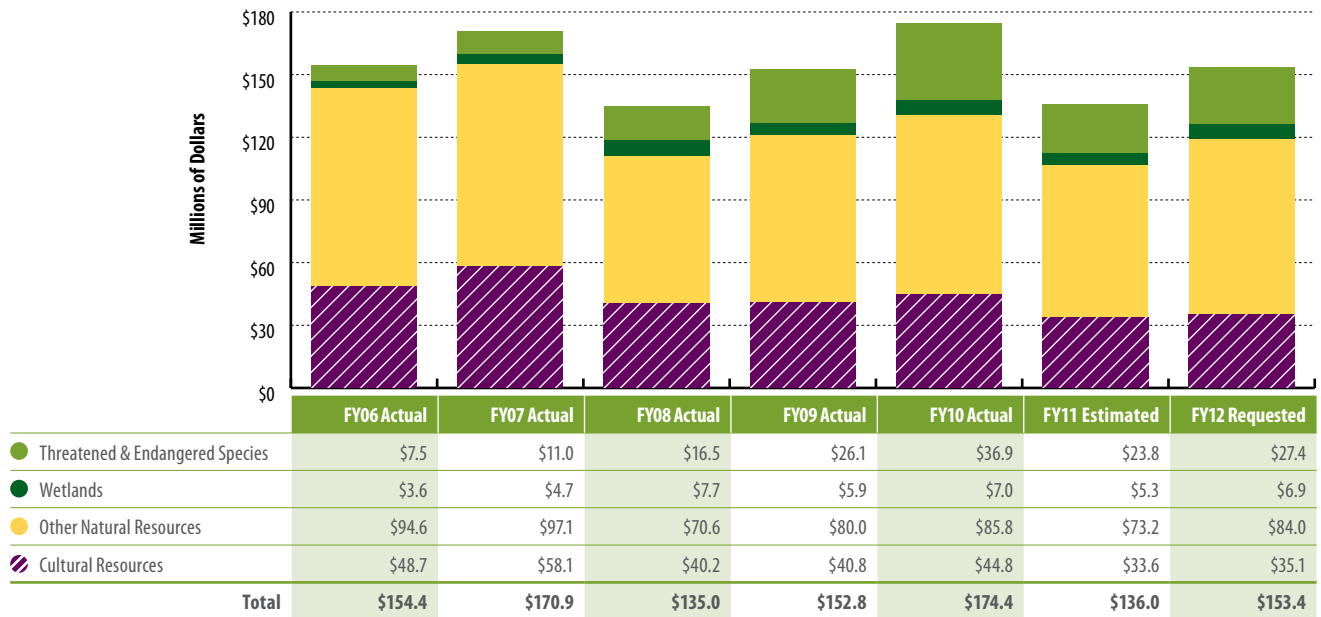
Figure 1-3 DoD Natural and Cultural Resources Recurring and Nonrecurring Funding*



* Due to rounding, subtotals may not equal fiscal year totals.

† Prior to FY07, DoD reported all Manpower and Education & Training funds under the Compliance Program.

Figure 1-4 DoD Natural and Cultural Resources Nonrecurring Funding*



* Due to rounding, subtotals may not equal fiscal year totals.

Examples of nonrecurring cultural resources are:

- Baseline inventories of historic buildings
- Initial archaeological materials curation
- Consultations with Native American groups
- Projects identified in Integrated Cultural Resources Management Plans

The DoD Components obligated \$437.4 million for natural and cultural resources in FY10, \$87.4 million more than FY09 (Figure 1-3). More than 39 percent of these funds was for nonrecurring, one-time projects. The funding growth that occurred between FY09 and FY10 was mostly due to additional Army recurring activities. However, funding decreased in FY11 because of a reduction in Army activities. DoD Components have requested \$379.8 million for FY12 due to an increase in Army recurring efforts and overall increases at the Department of the Navy and the Readiness and Environmental Protection Initiative (REPI) Program.

DoD budgeted \$36.9 million in FY10 funding to protect and manage threatened and endangered species in compliance with the Endangered Species Act (Figure 1-4).

Chapters 2 and 3 describe the Department’s performance within the Natural and Cultural Resources Programs, respectively. Appendix D, Section 1 contains Natural and Cultural Resources funding data by DoD Component.

Compliance

During FY10, DoD invested:

- **\$1.5 billion** for compliance activities
- **\$20.8 million less** compared to FY09

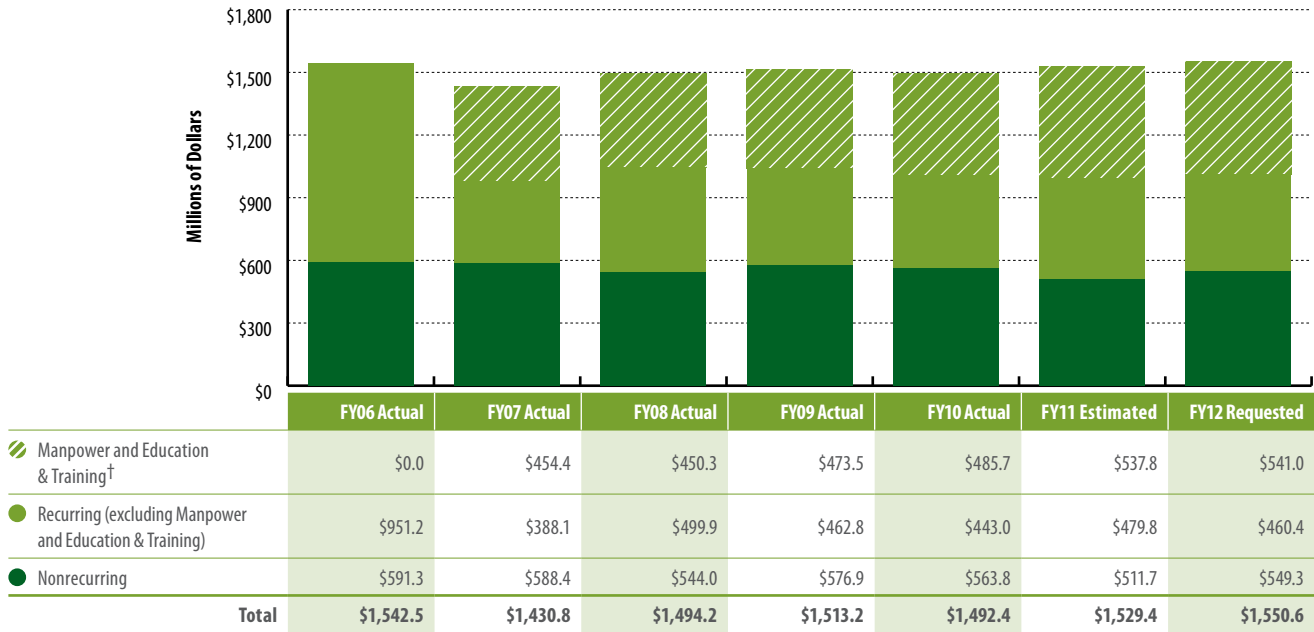
DoD uses these resources to fund recurring and nonrecurring compliance activities. The Department must perform recurring activities because they are essential for DoD to comply with federal, state and local environmental laws and regulations.

Recurring compliance activities include:

- Sampling and analysis of discharges to air and water
- Maintaining permits for regulated environmental activities
- Disposing of regulated wastes
- Maintaining and submitting required environmental plans and reports
- Conducting environmental self-assessments and audits

Chapter 1: Defense Environmental Funding

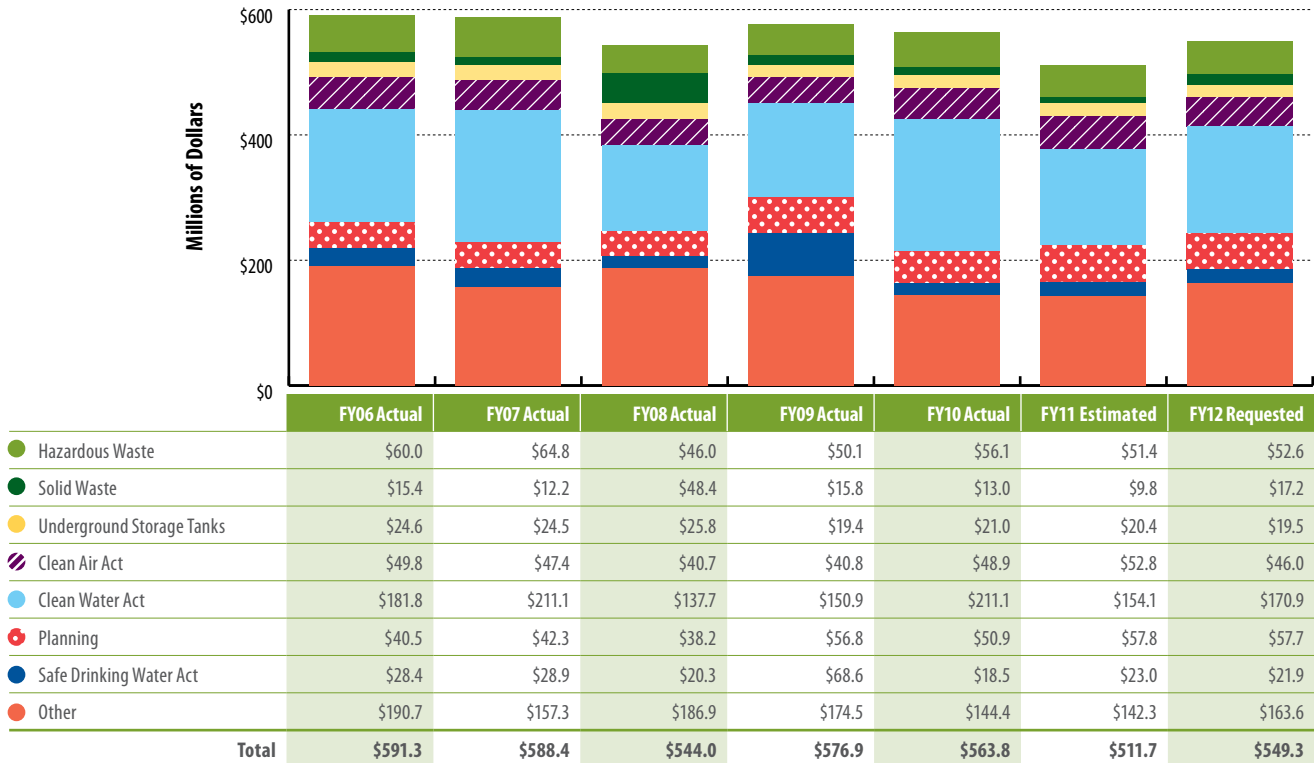
Figure 1-5 DoD Compliance Recurring and Nonrecurring Funding*



* Due to rounding, subtotals may not equal fiscal year totals.

† Beginning in FY07, DoD reported Manpower and Education & Training funds under the appropriate program areas.

Figure 1-6 DoD Compliance Nonrecurring Funding*



* Due to rounding, subtotals may not equal fiscal year totals.

DoD also uses these resources to fund nonrecurring compliance activities such as projects to upgrade wastewater treatment facilities or to install air pollution controls to meet existing standards.

DoD obligated \$1.5 billion for the Compliance Program in FY10 (Figure 1-5), consistent with previous years. In FY10, Defense Logistics Agency military construction projects at Point Loma Annex and Jacksonville International Airport contributed to a \$60.2 million net increase in CWA funding (Figure 1-6). However, the Department decreased nonrecurring funds for other compliance activities (e.g., radon and asbestos investigations and mitigation, spill response plans, action to prevent pollution from ships, and addressing munitions constituents on operational ranges). In FY08, DoD increased solid waste funding for Marine Corps military construction projects—like the landfills at Camp Lejeune and Twentynine Palms. Also, Safe Drinking Water Act funding more than tripled in FY09 because of a military construction project at Camp Pendleton.

Chapter 4 describes DoD’s performance within the Compliance Program. Appendix D, Section 1 contains Compliance funding data for each DoD Component.

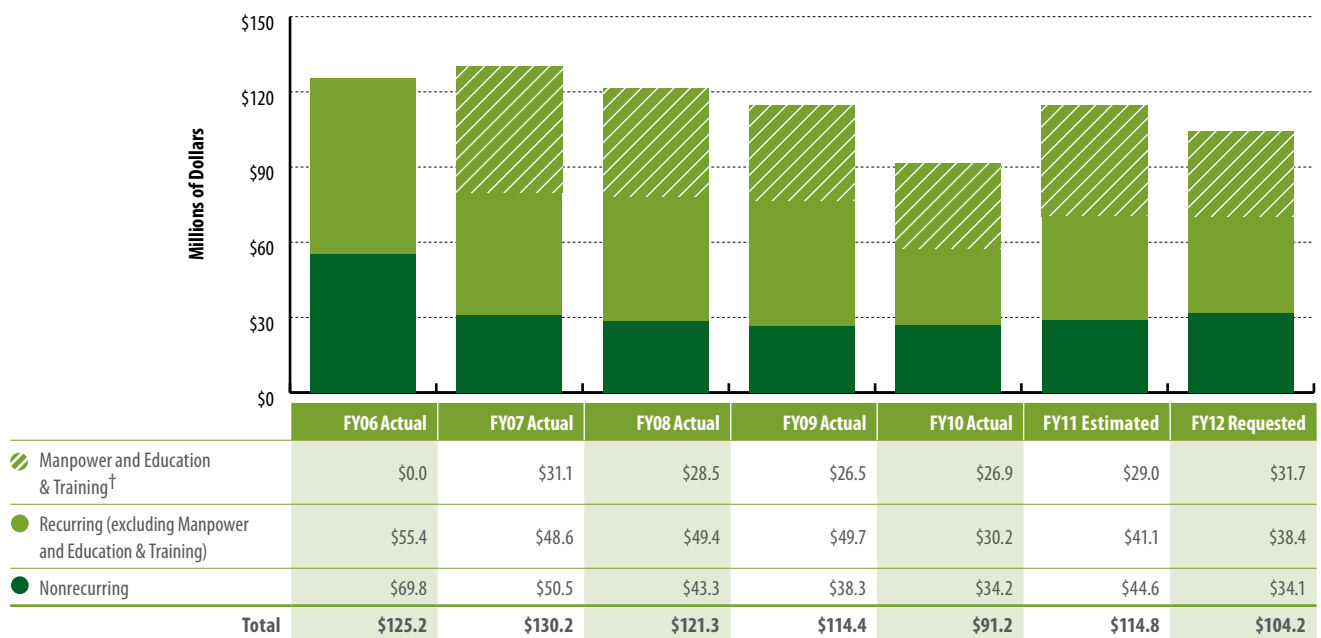
Pollution Prevention

During FY10, DoD invested:

- **\$91.2 million** for pollution prevention activities
- **\$23.1 million less** compared to FY09

DoD employs pollution prevention efforts to both minimize health and safety risks to its personnel and the residents of nearby communities, and to reduce its operating and compliance costs. The Pollution Prevention Program also enhances the military’s operating capacity by minimizing the infrastructure required to manage hazardous materials used in support of the Department’s mission. As a result, DoD’s pollution prevention investments have the potential to reduce costs Department-wide.

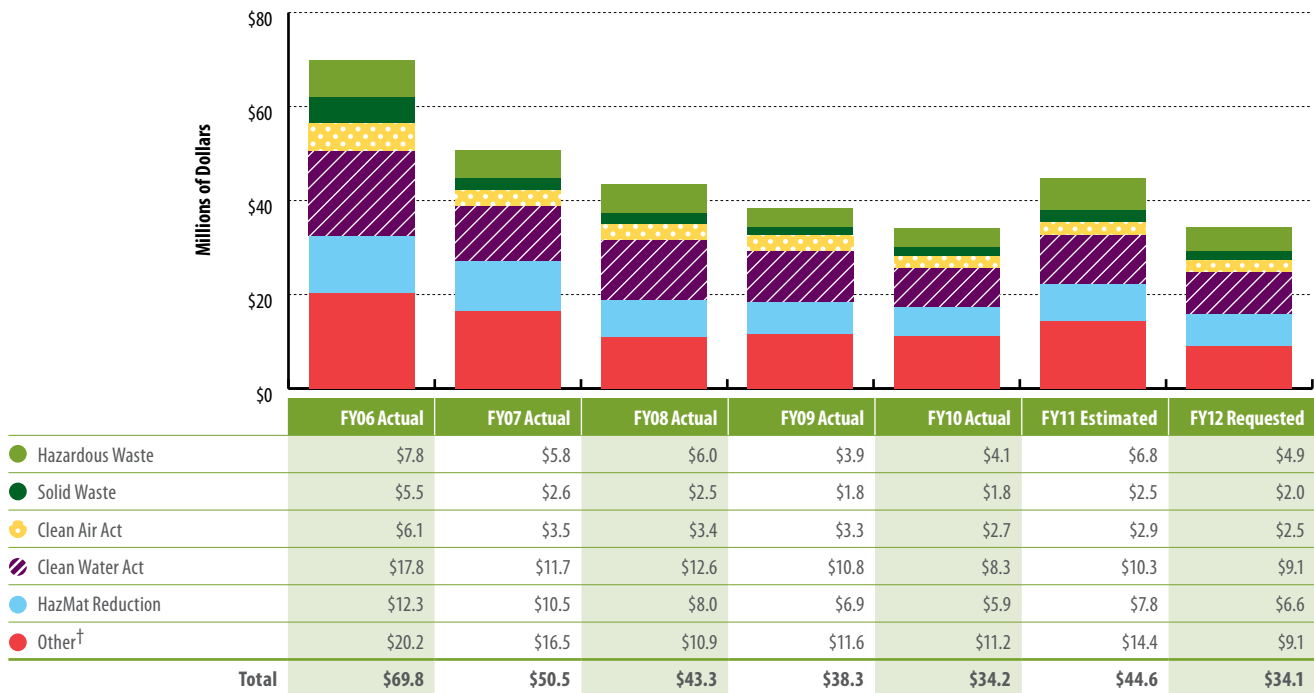
Figure 1-7 DoD Pollution Prevention Recurring and Nonrecurring Funding*



* Due to rounding, subtotals may not equal fiscal year totals.

† Prior to FY07, DoD reported all Manpower and Education & Training funds under the Compliance Program.

Figure 1-8 DoD Pollution Prevention Nonrecurring Funding*



* Due to rounding, subtotals may not equal fiscal year totals.

† Includes Safe Drinking Water Act.

Recurring pollution prevention investments include:

- Manpower
- Education and Training
- Supplies
- Travel
- Data Management
- Toxics Release Inventory
- Other reporting activities

Hazardous material reduction and CWA requirements are the priorities within the nonrecurring budget. These nonrecurring projects are significant drivers in reducing compliance costs. Other nonrecurring activities may include efforts to prepare and implement an acquisition strategy for alternative-fuel vehicles (excluding vehicle purchases or leases) and to convert regular vehicles to use alternative fuels.

DoD obligated \$91.2 million for the Pollution Prevention Program in FY10 (Figure 1-7), a 20 percent decrease from the previous year. This decrease is due to fewer Army, Navy, and Air Force recurring requirements. The FY11

funding estimate increased to \$114.8 million primarily because of an influx in Army and Navy recurring and Air Force recurring and nonrecurring activities.

The funding request of \$104.2 million for FY12 will continue to support efforts that target hazardous materials, solid waste, toxic releases, air emissions, and water pollution at the source. These activities are part of DoD’s overall sustainability strategy, recognizing that significant cost savings and beneficial environmental outcomes can result from such endeavors.

Chapter 5 describes the Department’s performance within the Pollution Prevention Program. Appendix D, Section 1 contains Pollution Prevention funding data by DoD Component.

Restoration

During FY10, DoD invested:

- **\$1.6 billion** in ER funding for environmental restoration activities at active installations and FUDS properties
- **\$666.7 million** for environmental activities at closing installations under BRAC

Of the \$2.2 billion obligated for restoration activities, \$1.6 billion funded cleanup of hazardous substances and pollutants or contaminants from past DoD activities through the Installation Restoration Program (IRP). The Military Munitions Response Program (MMRP) funded \$460.2 million for the cleanup of unexploded and discarded munitions. The remaining obligations funded planning and compliance activities at BRAC installations.

ER Account Funding

The ER accounts fund environmental restoration activities at active installations and FUDS properties. In FY10, \$1.6 billion was obligated for ER activities.

DoD continues to invest a significant portion of ER funding in cleaning up its remaining sites. The amount of ER

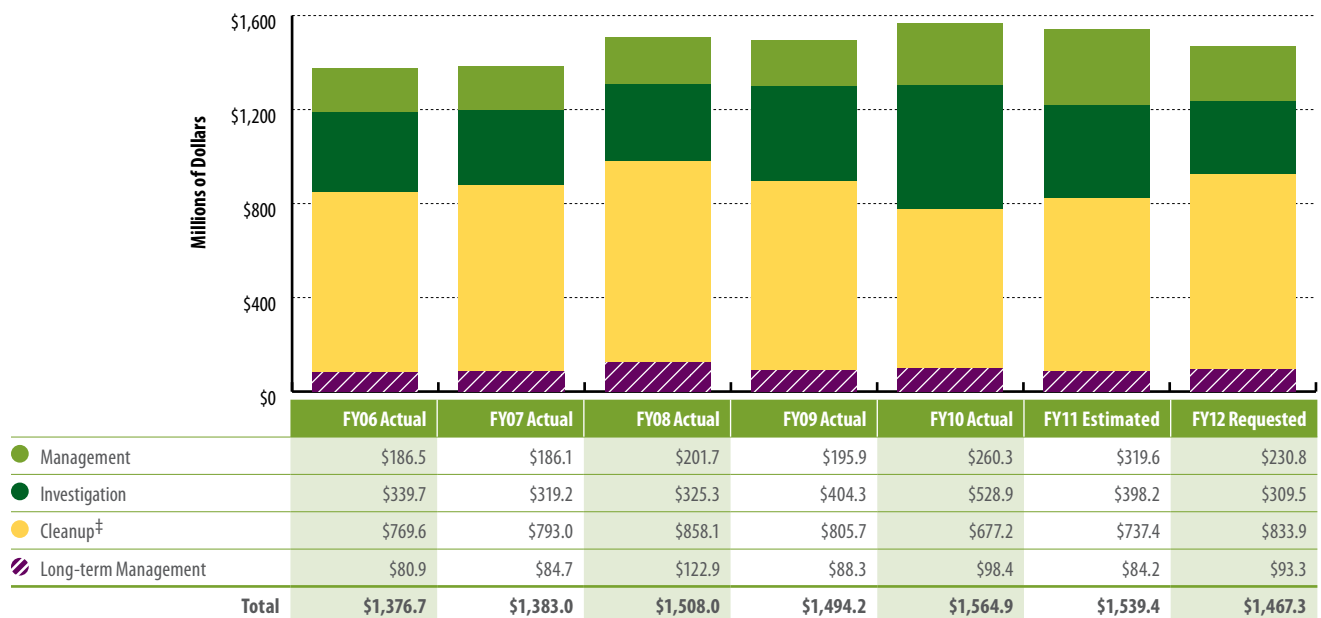
funding dedicated to cleanup increased from \$677.2 million in FY10 to \$737.4 million in FY11 and increases to \$833.9 million in FY12 (Figure 1-9).

DoD addresses both the IRP and the MMRP in the Defense Environmental Restoration Program. As shown in Figure 1-10, funding for these two programs remains relatively stable.

Of the \$1.6 billion obligated for ER activities in FY10, \$1.1 billion funded restoration activities under the IRP. The remaining \$416.0 million funded restoration under the MMRP (Figure 1-10). New requirements for addressing emerging contaminants (e.g., perchlorate, naphthalene, and 1, 4-dioxane) also drive investments in cleanup. DoD will continue to modify its plans and programs to address these challenges and adjust total cleanup cost-to-complete estimates accordingly.

Chapter 6 describes the Department’s performance within the Restoration Program. Appendix D, Section 1 contains ER funding data by DoD Component.

Figure 1-9 DoD ER Funding by Cleanup Phase*†



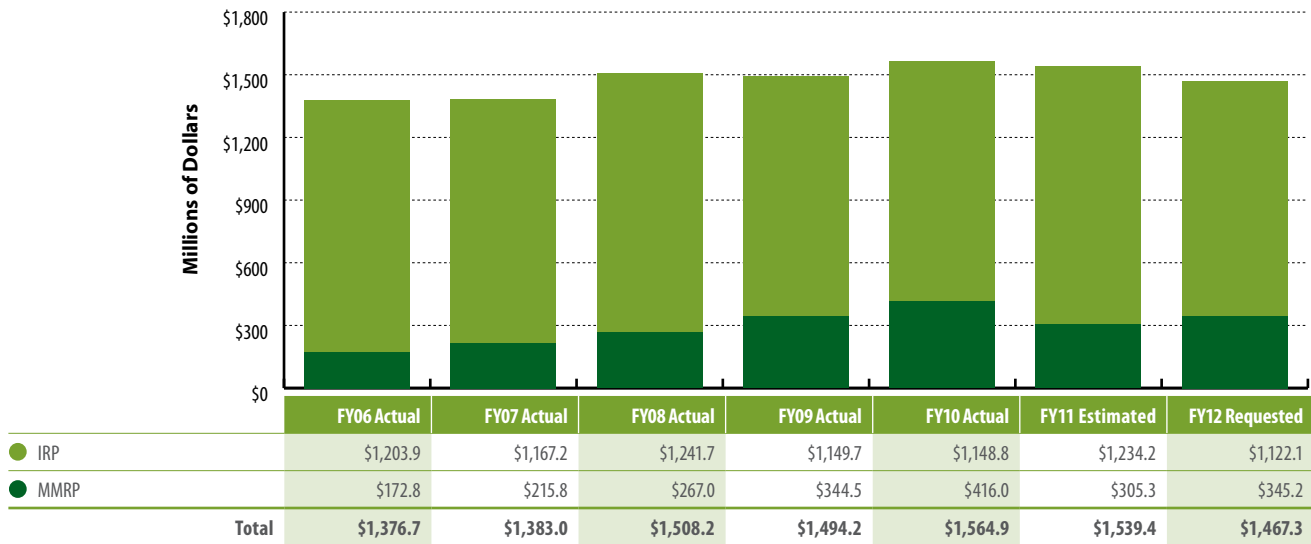
* Due to rounding, subtotals may not equal fiscal year totals.

† Includes funding for FUDS properties.

‡ Includes funding for Building Demolition/Debris Removal (BD/DR) sites.

Chapter 1: Defense Environmental Funding

Figure 1-10 DoD ER IRP† and MMRP Funding‡*

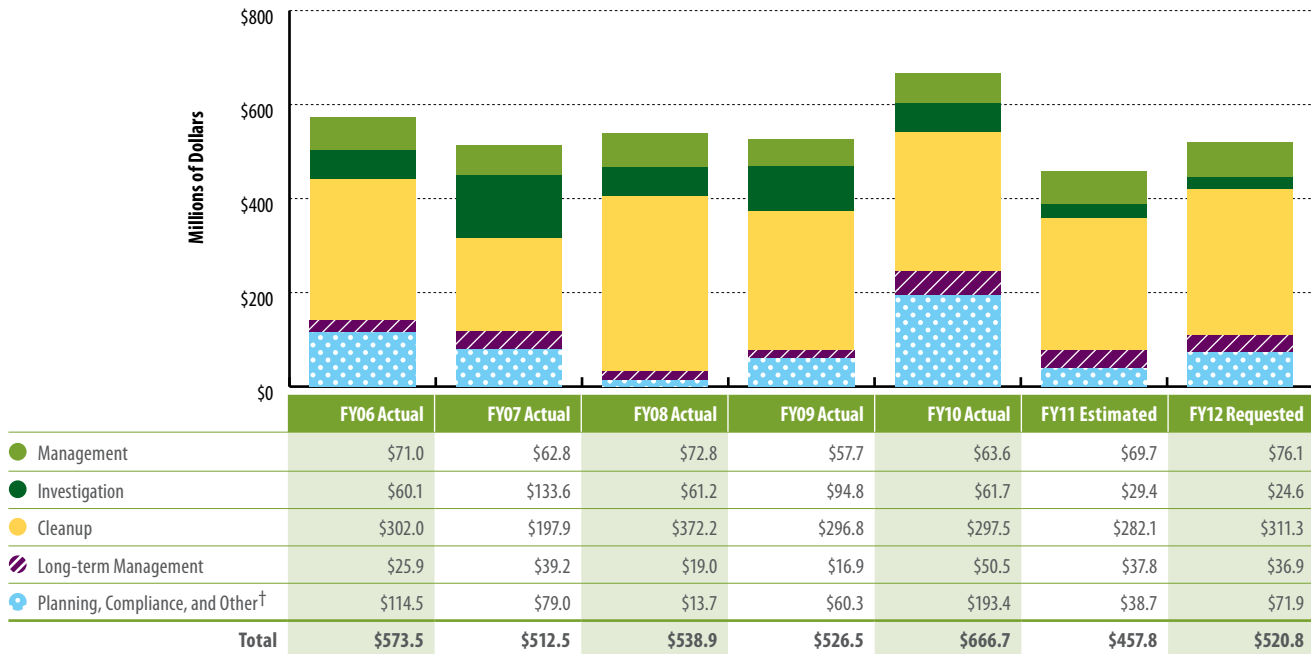


* Due to rounding, subtotals may not equal fiscal year totals.

† Includes funding for BD/DR sites.

‡ Includes funding for FUDS properties.

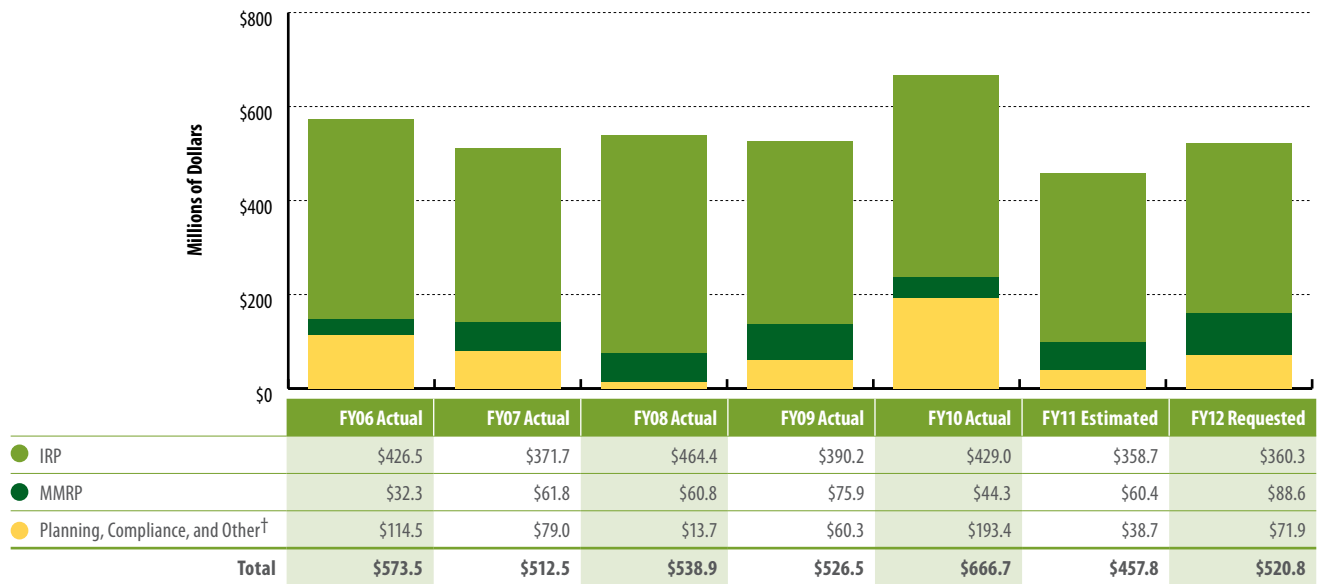
Figure 1-11 DoD BRAC Restoration Funding by Cleanup Phase*



* Due to rounding, subtotals may not equal fiscal year totals.

† Other may include revenue gained from land sales or execution of prior year funding. Negative values indicate years in which revenue or the execution of prior year funding exceeds funding for planning and compliance activities.

Figure 1-12 DoD BRAC IRP and MMRP Funding*



* Due to rounding, subtotals may not equal fiscal year totals.

† Other may include revenue gained from land sales or execution of prior year funding. Negative values indicate years in which revenue or the execution of prior year funding exceeds funding for planning and compliance activities.

BRAC Environmental Funding

The BRAC accounts provide funding for restoration, closure-related compliance, and planning activities at closing military installations in the United States and its territories. Unlike other appropriations, Congress provides BRAC funding according to BRAC rounds. As such, funding remains available until expended; BRAC funds do not expire. Revenue gained from the sale of property at closing installations can be used to fund cleanup requirements.

The FY10 funding of BRAC environmental activities totaled \$666.7 million (Figures 1-11 and 1-12). However, DoD estimates \$457.8 million in funding for FY11 and requests \$520.8 million for FY12. Of the \$666.7 million obligated for BRAC activities in FY10, \$429.0 million funded restoration activities under the IRP and \$44.3 million funded restoration under the MMRP (Figure 1-12). The remaining obligations funded planning and compliance activities. DoD funding for environmental activities at closing installations increased by 25 percent in FY10 because of an increase in Army Legacy BRAC and Army BRAC 2005 funding.

Chapter 6 describes DoD’s performance within the Restoration Program. Appendix D, Section 1 contains BRAC funding data by DoD Component.

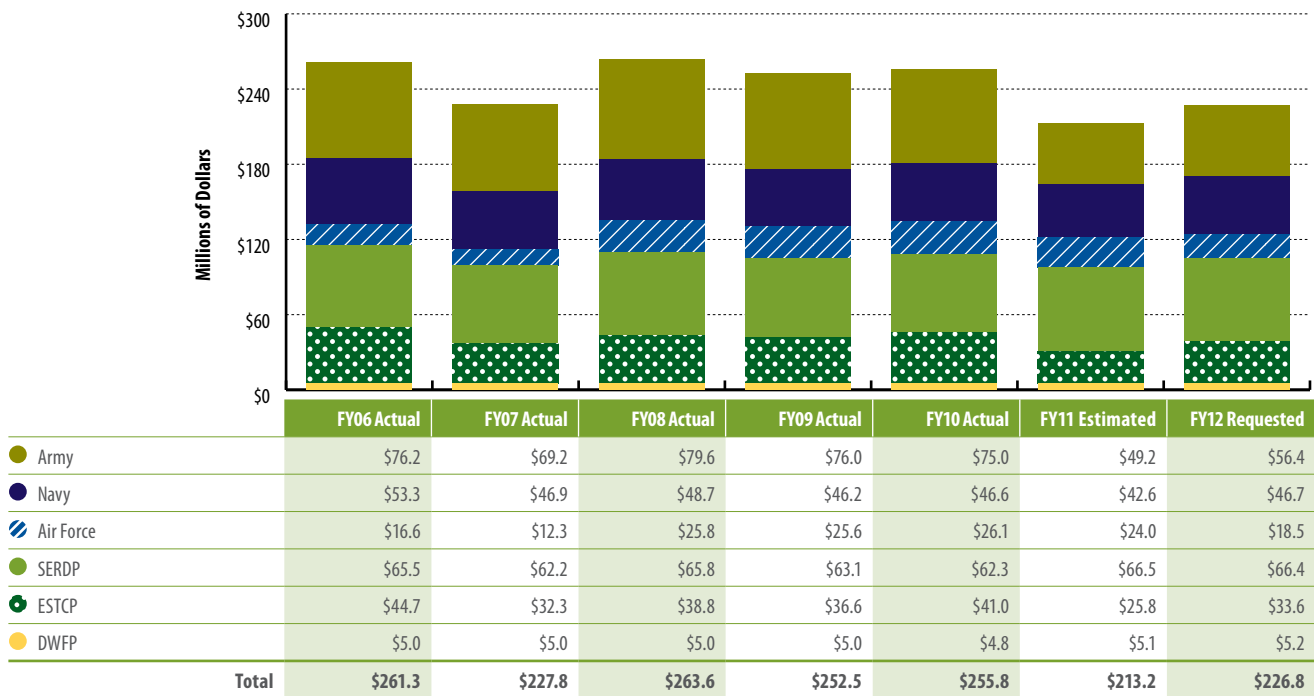
Environmental Technology

During FY10, DoD invested:

- **\$255.8 million** for environmental technology
- **\$62.3 million** for the Strategic Environmental Research and Development Program (SERDP) and **\$41.0 million** for the Environmental Security Technology Certification Program (ESTCP)

The Office of the Secretary of Defense (OSD) administers SERDP and ESTCP. DoD’s environmental technology programs provide new and improved methods, equipment, materials, and protocols to meet military readiness needs. For example, these programs produced increased efficiency in paint application and metal plating, resulting in less hazardous waste and lower associated treatment costs. The DoD Environmental Technology Annual Report to Congress covers this area in more detail, fulfilling Congressional reporting

Figure 1-13 DoD Environmental Technology Funding*



* Due to rounding, subtotals may not equal fiscal year totals.

requirements. Environmental technology is only included in this section of the report to ensure completeness of the environmental budget discussion.

SERDP and ESTCP focus on the highest priority environmental technology needs that apply to more than one DoD Component and help avoid duplication among the Components. A portion of environmental technology funding is also invested in Defense Warfighter Protection (DWFP). DoD obligated \$255.8 million in environmental technology in FY10 (Figure 1-13). The Department estimates \$213.2 million for these activities in FY11 and requests \$226.8 million in FY12. The increase in funding from FY11 to FY12 is primarily due to an increase in Army and ESTCP funding.

Overseas Environmental Activities

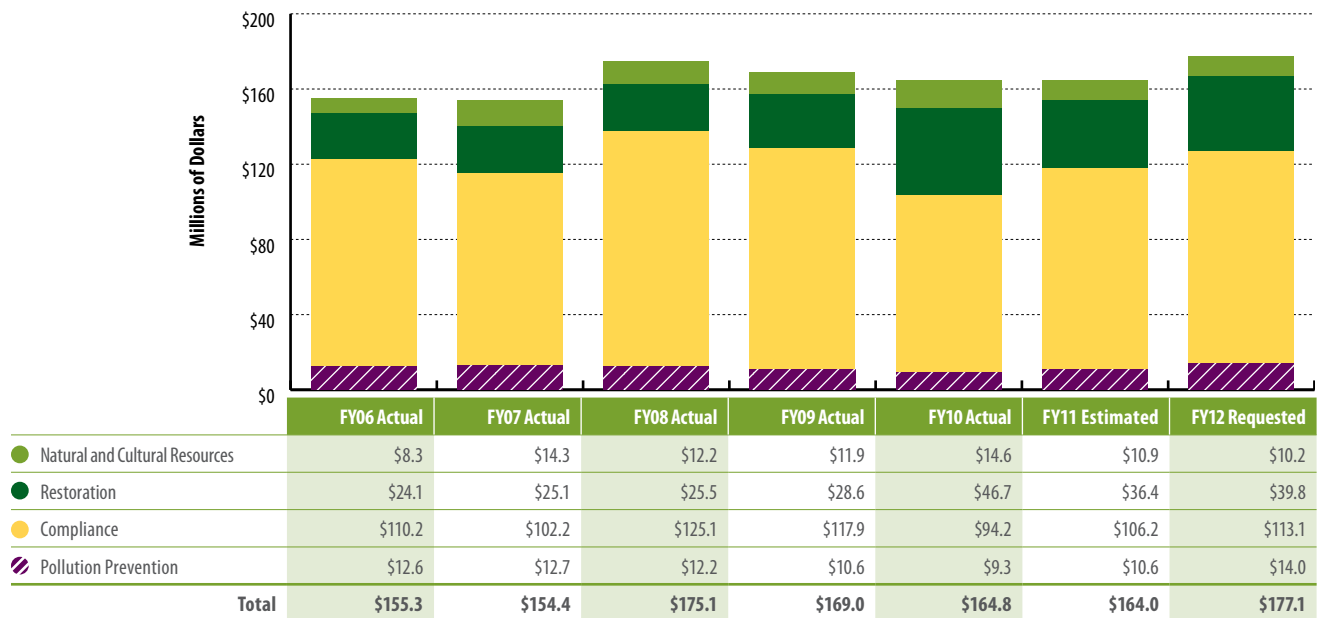
During FY10, DoD invested:

- **\$164.8 million** for environmental activities at overseas installations
- **63 percent** more funding for Restoration cleanup at overseas locations than in FY09

DoD complies with the environmental requirements of international agreements, country-specific Final Governing Standards, DoD 4715.05-G “Overseas Environmental Baseline Guidance Document,” and DoD Instruction 4715.8 “Environmental Remediation for DoD Activities Overseas.” Investments in overseas environmental programs are necessary to continue the use of, and access to, the infrastructure and natural resources needed to meet the military mission. Although overseas environmental funding is included in the Natural and Cultural Resources, Compliance, and Pollution Prevention funding charts, it is also displayed separately in Figure 1-14. Funding for cleanup activities abroad is included in the overseas compliance activities budget.

Appendix D, Section 1 contains overseas funding data by DoD Component.

Figure 1-14 DoD Overseas Environmental Funding*



* Due to rounding, subtotals may not equal fiscal year totals.

Miscellaneous Environmental Programs

During FY10, DoD invested:

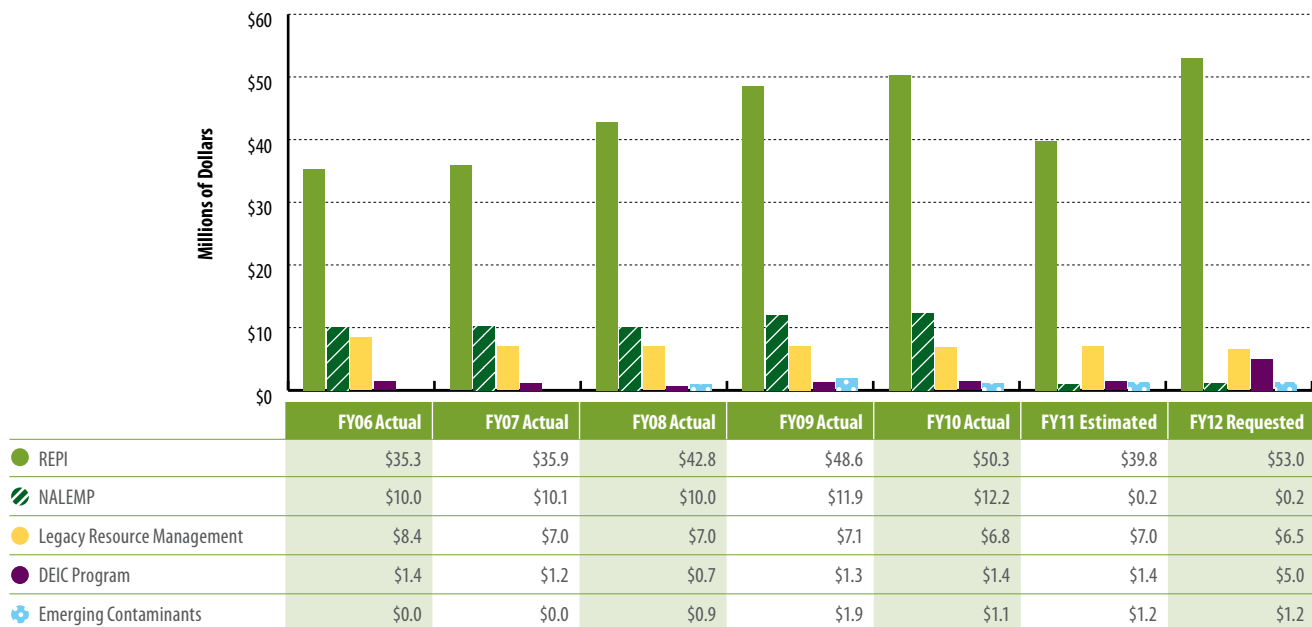
- **\$50.3 million** for the Readiness and Environmental Protection Initiative (REPI) Program
- **\$12.2 million** for the Native American Lands Environmental Mitigation Program (NALEMP)
- **\$6.8 million** for the Legacy Resource Management Program
- **\$9.3 million** for the Defense Environmental International Cooperation (DEIC) Program
- **\$1.1 million** for the Emerging Contaminants Program

OSD administers several miscellaneous environmental programs to support the military mission while protecting human health and the environment.

- The REPI Program protects installations and ranges from encroachment by working with surrounding communities and organizations to secure buffer lands and habitats.

- DoD developed NALEMP to gather, document, and mitigate environmental impacts on American Indian and Alaska Native lands in response to a Congressional mandate.
- The Legacy Resource Management Program, also required by Congress, attempts to balance the use of DoD lands for military testing and training with the need to protect natural and cultural resources.
- The DEIC Program serves as a forum to:
 - Share environmental information across national boundaries
 - Counter the proliferation of weapons of mass destruction
 - Partner to maintain access to resources for training and readiness
 - Promote regional cooperation
 - Foster a global military environmental ethic
 - Improve interagency processes, focus, and integration
- The Emerging Contaminants Program tracks and analyzes changes to environmental standards for hazardous substances that have the potential to impact DoD military operations and environmental activities.

Figure 1-15 DoD Miscellaneous Environmental Programs Funding



Funding for these miscellaneous environmental programs is included in the Natural and Cultural Resources, Compliance, and Pollution Prevention funding charts; however, it is also displayed separately in Figure 1-15.

2 Natural Resources

The Department of Defense manages about 29 million acres of land across the United States. These lands are rich in natural resources and encompass a wide variety of habitat types (e.g., wetlands, grasslands, semi-arid scrublands, and forests). These and other high quality habitats host a wide array of threatened, endangered, and at-risk species. They also provide valuable ecosystem services and ensure a strong foundation for realistic and sustainable military training and testing.

Natural Resources at a Glance

Program Accomplishments:

- Provided over **\$161 million** to develop and implement Integrated Natural Resource Management Plans (INRMPs) in fiscal year (FY) 2010
- Increased the percentage of installations with completed INRMPs from 74 percent in FY09 to **78 percent** in FY10

Requirements

These regulatory requirements provide the framework necessary for the Department of Defense (DoD) to manage its natural resources:

- Bald and Golden Eagle Protection Act of 1940
- Endangered Species Act of 1973
- Magnuson-Stevens Fishery Conservation and Management Act, as amended
- Migratory Bird Treaty Act of 1918
- National Defense Authorization Act for Fiscal Year 2004 §318
- National Environmental Policy Act of 1969
- Sikes Act, as amended
- Executive Order (E.O.) 13112, "Invasive Species"
- E.O. 13186, "Responsibilities of Federal Agencies to Protect Migratory Birds"
- E.O. 13514, "Federal Leadership in Environment, Energy, and Economic Performance"
- DoD Instruction 4715.03, "Natural Resources Conservation Program"

Program Summary

DoD's conservation goal is to ensure continued access to realistic habitat conditions to support the military's combat readiness mission, while simultaneously working to maintain the long-term sustainability of our nation's priceless natural heritage. The Department is responsible for the lands, waters, and airspace under its control. DoD

also manages and protects about 430 federally-listed species and over 520 at-risk species. Through the implementation of its Natural Resources Program, DoD manages and protects its lands by:

- Fulfilling and advocating for priorities established by the Secretary of Defense
- Overseeing the DoD Components' natural resources program expenditures
- Developing policy and guidance
- Providing tools and training to natural resources managers
- Participating in partnership-based conservation efforts
- Promoting public awareness

Integrated Natural Resource Management Plans (INRMPs)

INRMPs are comprehensive plans that help commanders manage installation natural resources to support the military's mission and comply with applicable laws and regulations. INRMPs must reflect mutual agreement between the installation, the U.S. Fish and Wildlife Service (USFWS), and state fish and wildlife agency. INRMPs must also conserve, protect, and manage plant and animal resources. At the same time, each INRMP must ensure that installation resources support the military's testing and training mission.

A basic INRMP includes:

- A description of the installation, its history, and its current mission
- Management goals and associated timeframes
- Projects to be implemented and estimated costs
- A discussion of how the military mission and training requirements are supported while protecting the environment
- Natural resources' biological needs and legal requirements
- The role of the installation's natural resources in the context of the surrounding ecosystem
- Input from the USFWS, state fish and wildlife agency, and the general public

Evaluation Criteria

Each installation requiring an INRMP is rated on a “red-yellow-green” basis for these seven focus areas:

- INRMP Impact on Installation Mission
- INRMP Implementation
- Partnership/Cooperation and Effectiveness
- Team Adequacy
- Status of Federally-Listed Species and Critical Habitat
- Ecosystem Integrity
- Fish and Wildlife Management and Public Use

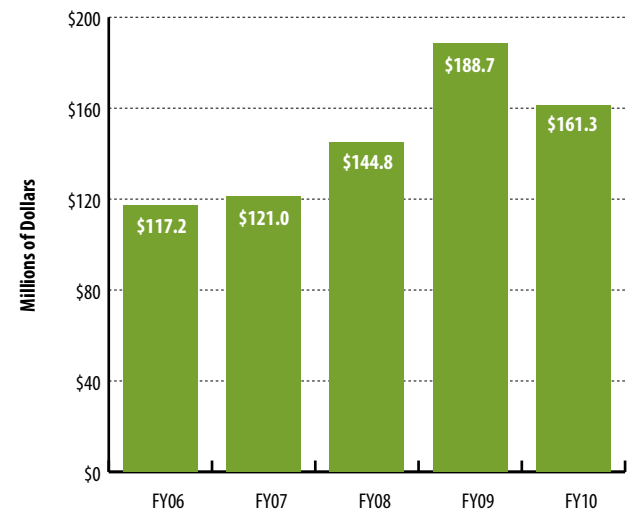
DoD is revising the evaluation criteria for these data areas. It will take a minimum of three years of data collection to fully refine measurement criteria and identify trends or forecast future performance.

For more information on the Natural Resources Program, please go to: <http://www.denix.osd.mil/nr>

Performance Summary

DoD invested more than \$161 million in FY10 to develop and implement INRMPs. While this number is a decrease of nearly \$27 million from FY09 (Figure 2-1), overall INRMP funding has increased by more than \$44 million since FY06. This increase shows the Department’s continuing commitment to natural resources conservation in support

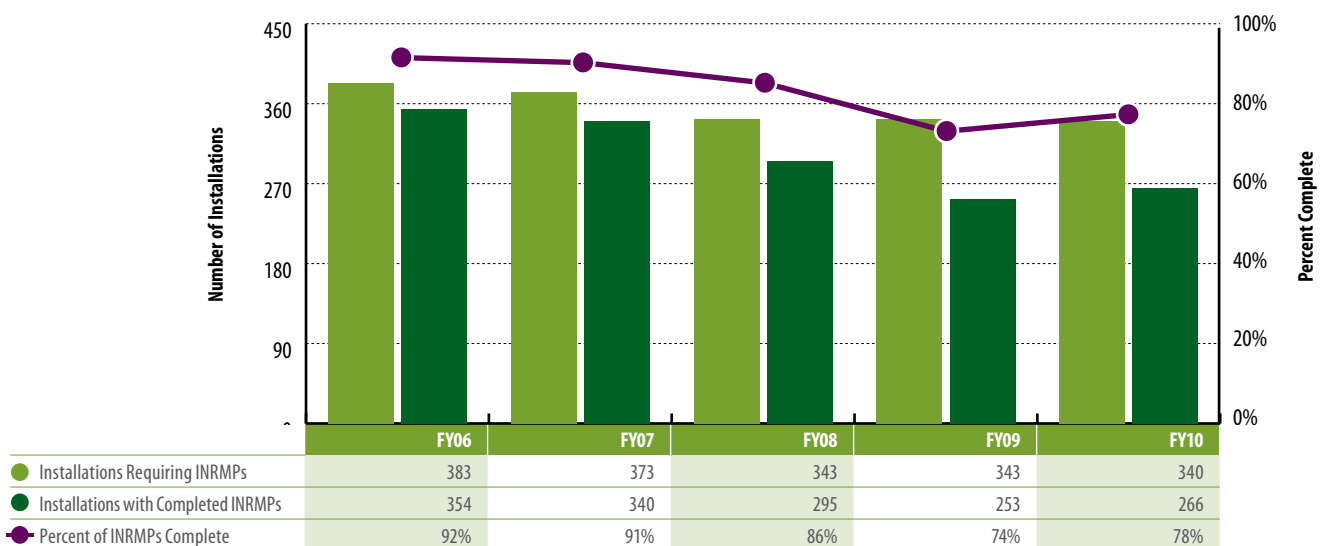
Figure 2-1 INRMP Funding



of the military mission. Portions of the decrease from FY09 are due to lost reimbursable revenue streams and increases in significant, non-recurring requirements for the Marine Corps in FY10. In addition, Army had fewer overall natural resources expenditures in FY10.

In FY10, 78 percent of DoD’s required INRMPs were complete (Figure 2-2). This is a four percent increase from FY09 and is largely due to the DoD Components implementing a new system of reporting metrics that more closely scrutinize INRMP status and adhere to Sikes Act requirements. These new reporting metrics should

Figure 2-2 INRMP Progress



Chapter 2: Natural Resources

also allow the DoD Components to better manage and allocate resources. However, delays caused by lengthy USFWS review periods, Environmental Assessments and/or Environmental Impact Statement, and changes in staff at the installation can all impact INRMP completion dates.

Appendix D, Section 2 contains Natural Resources Program data by DoD Component.

3 Cultural Resources

The Department of Defense (DoD) is a leader in cultural resources management. DoD lands are home to more than 20,000 National Register-listed and eligible properties and contain more than 100,000 identified archaeological sites. The Department's policy is to:

- Manage and maintain cultural resources under DoD control through a comprehensive program that: considers the preservation of historic, archaeological, architectural, and cultural values; is mission supporting; and results in sound and responsible stewardship.
- Be an international and national leader in the stewardship of cultural resources by promoting and interpreting the cultural resources it manages; to inspire DoD personnel; and to encourage and maintain U.S. public support for its military.
- Develop and foster positive partnerships with federal, tribal, state, and local government agencies, professional and advocacy organizations, and the general public to manage and maintain cultural resources.

Cultural Resources at a Glance

Program Accomplishments:

- Increased the percentage of installations with completed Integrated Cultural Resource Management Plans from 81 to **87 percent** during fiscal year (FY) 2010
- Mapped **95 percent** of archaeological sites in a geographic information system during FY10

- E.O. 13327, "Federal Real Property Asset Management"
- 36 Code of Federal Regulations (CFR) Part 79, "Curation of Federally Owned and Administered Archaeological Collections"
- DoD Instruction (DoDI) 4715.16, "Cultural Resources Management"

Program Summary

DoD is one of the largest land owners in the United States. As such, the Department takes a proactive approach to cultural resources management, relies on the best technology available, and uses cutting-edge conservation management techniques including:

- **Integrated Cultural Resource Management Plans (ICRMPs)** – DoD Components complete these mandatory five-year planning documents to implement their Cultural Resources Program.
- **Historic Building Inventories** – DoD installations complete these required inventories using historic property information held in data repositories, like the DoD Real Property Inventory and the Federal Real Property Asset Database.

For more information on the Cultural Resources Program, please go to: <http://www.denix.osd.mil/cr>

Requirements

These regulatory requirements provide the framework necessary for the Department of Defense (DoD) to manage its cultural resources:

- Antiquities Act of 1906
- Archaeological and Historic Preservation Act of 1974
- Archaeological Resources Protection Act of 1979
- National Environmental Policy Act of 1969
- National Historic Preservation Act of 1966, as amended
- Native American Graves Protection and Repatriation Act of 1990, as amended
- Executive Order (E.O.) 13287, "Preserve America"

Figure 3-1 ICRMP Progress

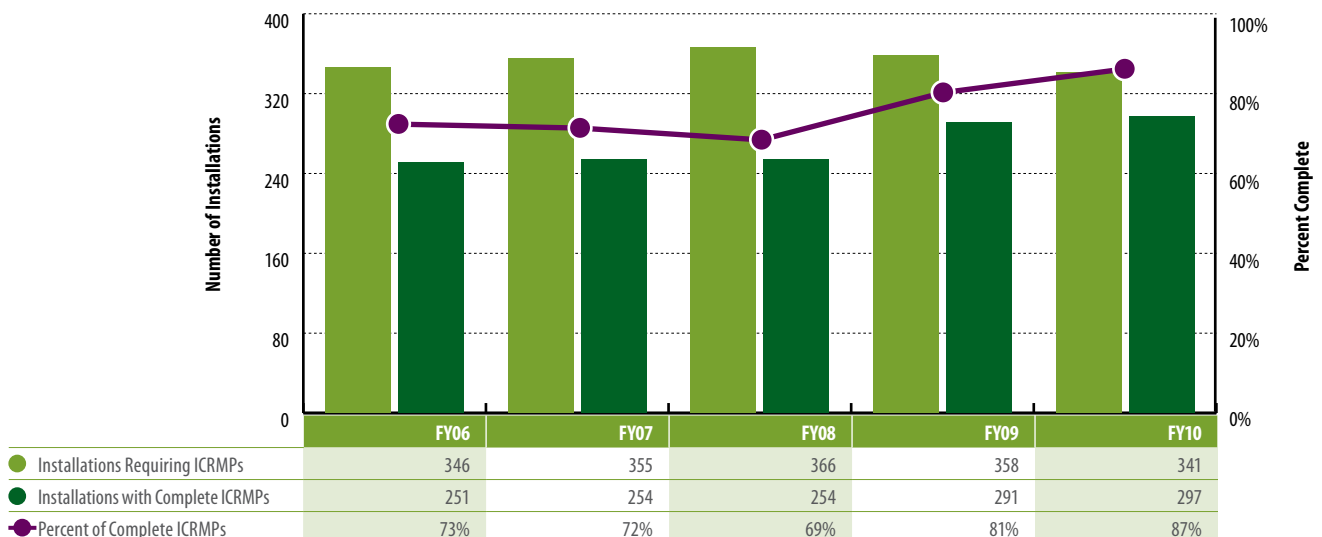


Figure 3-2 DoD Cultural Resources Metrics per DoDI 4715.16

Cultural Resources Metrics	FY09	FY10
Curation		
Compliant curation of archaeological collections and associated records (cubic feet)	Not Compliant*	Not Compliant*
A) Volume of collections requiring curation	55,543	56,098
B) Volume of collections curated to 36 CFR Part 79	31,547	31,870
C) Volume of collections acquired during the previous FY	1,956	2,438
Compliant curation of archaeological collections and associated records (linear feet)	Not Compliant*	Not Compliant*
A) Volume of collections requiring curation	12,189	11,890
B) Volume of collections curated to 36 CFR Part 79	9,291	9,279
C) Volume of collections acquired during the previous FY	221	310
Archaeological Survey		
Percent of DoD-managed acres surveyed for archaeological sites	N/A	39%
Number of DoD-managed acres available for survey	N/A	21.9 Million
Number of DoD-managed acres, available for survey, that have been surveyed for archaeological sites	N/A	8.5 Million
GIS Mapping		
Percent of archaeological sites mapped into a GIS	N/A	95%
Number of recorded archaeological sites	N/A	111,342
Number of archaeological sites mapped into a GIS	N/A	106,010
Percent of installations with Historic Real Property Asset Information reflected in a GIS	56%	58%
Number of installations with cultural resources	358	341
Number of installations with cultural historic properties mapped into a GIS	202	199
Public Outreach		
Percent of installations with cultural resources that have public Web sites, tour programs, or welcome packages	45%	58%
Number of installations with cultural resources	358	341
Number of installations with cultural resources that have public Web sites, tour programs, or welcome packages	161	197

* Compliant with DoDI 4715.16 if volume of collections not curated in current FY (A-B) is less than or equal to the volume of collections acquired in previous FY (C). Not compliant if (A-B) > C.

Evaluation Criteria

DoD installations continue to use ICRMPs as the primary tool to manage cultural resources, develop programmatic approaches, and measure success in compliance with cultural resources laws. DoD policy requires installations to review and update their ICRMPs annually.

Signed in FY09, DoDI 4715.16 established new metrics to assess the performance of DoD Components' Cultural Resources Management programs. These metrics cover:

- Historic Properties
- Curation
- Archaeological Survey
- Geographic Information System (GIS) Mapping
- ICRMPs
- Public Outreach

Performance Summary

In FY10, 341 DoD installations required ICRMPs. Of those installations, 87 percent had completed ICRMPs (Figure 3-1). In FY09 only 81 percent had completed ICRMPs.

Figures 3-2 and 3-3 show the FY09 and FY10 data for the metrics established by DoDI 4715.16. However, these metrics, with the exception of ICRMPs, are too new to provide trend analysis. DoD will report progress and status in the next Report to Congress, once it has collected three years of data.

Appendix D, Section 3 contains the Cultural Resources Program data by DoD Component.

Chapter 3: Cultural Resources

Figure 3-3 Historic Property Data Reported by DoD’s Real Property Asset Database

Number of Historic Properties	FY09	FY10
Number of buildings, structures, and linear structures with historical status data element codes “contributing element of National Historic Landmark district” (NHLC), “Individually listed National Historic Landmark” (NHLI), “Contributing element to an eligible National Register district” (NREC), “Individually eligible for the National Register” (NREI), “Eligible as a contributing element to an eligible National Register district” (NRLC), or “Individually listed on the National Register” (NRLI)		
Total	21,653	21,334
Buildings		
NHLC	19,242	18,385
NHLI	1,515	1,431
NHLC	57	55
NREC	10,805	10,345
NREI	4,899	5,003
NRLC	1,795	1,385
NRLI	171	166
Structures	2,332	2,469
NHLC	386	378
NHLI	55	48
NREC	885	870
NREI	884	1,052
NRLC	85	85
NRLI	37	36
Linear Structures	79	480
NHLC	8	8
NHLI	1	1
NREC	43	222
NREI	25	247
NRLC	1	1
NRLI	1	1

Figure 3-3, cont. Historic Property Data Reported by DoD's Real Property Asset Database

Age of Historic Properties	FY09	FY10
Number of buildings, structures, and linear structures 50 years and older with historical status data element codes "Determined not Eligible for Listing" (DNE), "Designation Rescinded for NHLI/NHLC/NREI/NREC National Register Property" (DNR), "Eligible for the purposes of a Program Alternative" (ELPA), "Non-Contributing Element of NHL/NRL/NRE District" (NCE), "Not Yet Evaluated" (NEV), NHLC, NHLI, NREC, NRLC, or NRLI		
Total	143,571	151,671
Buildings	94,450	99,377
DNE	16,125	16,154
DNR	46	48
ELPA	31,650	35,438
NCE	204	241
NEV	28,816	30,613
NHLC	1,486	1,413
NHLI	49	48
NREC	10,462	10,074
NREI	3,779	3,882
NRLC	1,667	1,304
NRLI	166	162
Structures	34,943	37,774
DNE	7,282	7,903
DNR	24	32
ELPA	3,415	3,382
NCE	202	207
NEV	22,419	24,646
NHLC	371	367
NHLI	23	27
NREC	746	741
NREI	358	372
NRLC	72	67
NRLI	31	30
Linear Structures	14,178	14,520
DNE	2,320	2,616
ELPA	224	227
NCE	79	85
NEV	11,481	11,334
NHLC	8	8
NREC	40	218
NREI	25	31
NRLI	1	1
Percent of buildings, structures, and linear structures 50 years and older with historical status data element code "Not Yet Evaluated" (NEV)		
Buildings	(28,816 / 94,450) 31%	(30,613 / 99,377) 31%
Structures	(22,419 / 34,943) 64%	(24,646 / 37,774) 65%
Linear Structures	(11,481 / 14,178) 81%	(11,334 / 14,520) 78%
Total	(62,716 / 143,571) 44%	(66,593 / 151,671) 44%

Chapter 3: Cultural Resources

Figure 3-3, cont. Historic Property Data Reported by DoD's Real Property Asset Database

Demolition of Historic Properties	FY08	FY09
Number of buildings, structures, and linear structures demolished in the previous fiscal year with historical status data element codes NHLC, NHLI, NREC, NREI, NRLC, or NRLI		
Total	12	150
Buildings	11	139
NHLC	0	19
NREC	7	32
NREI	4	46
NRLC	0	41
NRLI	0	1
Structures	1	11
NREC	1	4
NREI	0	4
NRLC	0	1
NRLI	0	2
Linear Structures	0	0

4 Compliance

The Department of Defense (DoD) must comply with applicable laws, regulations, Executive Orders, Final Governing Standards, and agreements designed to protect human health and the environment. The DoD Compliance Program policy objectives are to:

- Plan, program, budget, and execute projects and activities that help DoD achieve compliance
- Promote the development and use of innovative compliance solutions
- Conduct internal and external compliance assessments
- Correct identified issues promptly
- Reduce compliance costs

Compliance at a Glance:

Fiscal Year (FY) 2010 funding: **\$1.5 billion**, a **one percent** decrease from FY09

Program Accomplishments:

- Increased percentage of compliant water permits to **93 percent** during first half of calendar year (CY) 2010
- Provided safe drinking water to **97 percent** of the Department of Defense population during first half of CY10
- Decreased total fines and penalties assessed **85 percent** during FY10
- Decreased hazardous air pollutant emissions **25 percent** since CY06

Requirements

The Compliance Program covers all Department of Defense (DoD) operations, activities, and installations within the United States and its territories and includes government-owned and contractor-operated facilities. The Department's Compliance Program also includes overseas installations, as determined by the Office of the Secretary of Defense. These laws, Executive Orders (E.O.s), and DoD Instructions (DoDI) provide specific criteria for the Compliance Program:

- Clean Air Act (CAA)
- Clean Water Act (CWA)
- Emergency Planning and Community Right-to-Know Act
- National Environmental Policy Act
- Resource Conservation and Recovery Act (RCRA)
- Safe Drinking Water Act (SDWA)
- Solid Waste Disposal Act
- Toxic Substances Control Act
- E.O. 13423, "Strengthening Federal Environmental, Energy, and Transportation Management"
- E.O. 13514, "Federal Leadership in Environmental, Energy, and Economic Performance"
- DoDI 4715.6, "Environmental Compliance"
- DoDI 4715.5, "Management of Environmental Compliance at Overseas Installations"

Program Summary

Compliance is not an independent environmental program. It is part of a systematic approach to achieve environmental objectives. DoD integrates this program with other programs like the Pollution Prevention Program. As such, DoD prefers to achieve compliance by implementing pollution prevention activities and does so when practicable and feasible.

The Department uses a prioritized selection process to fund compliance projects and activities. This process is based upon specific criteria (e.g., current compliance status, pending regulatory requirements, and anticipated compliance deadlines) and ensures DoD meets its program objectives in a cost-effective manner.

For more information, please go to

<http://www.denix.osd.mil/em>

Air Quality

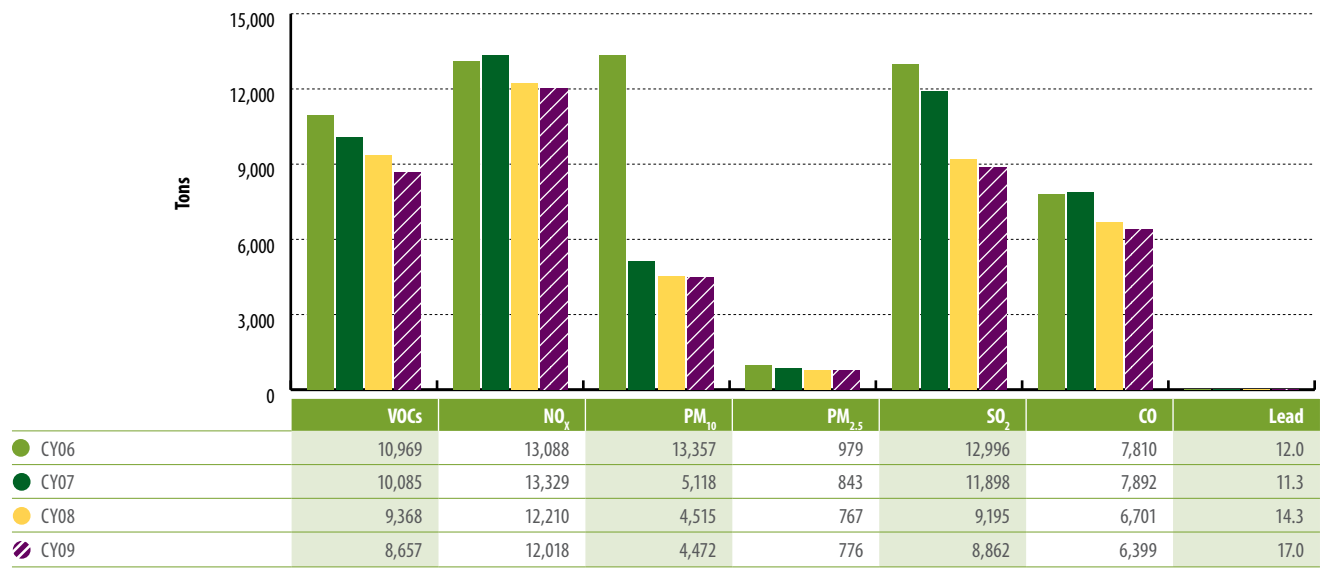
During CY09, DoD decreased:

- Volatile organic compound emissions by **eight percent**
- Sulfur dioxide emissions by **four percent**
- Carbon monoxide emissions by **five percent**

Overview

DoD operations are subject to many requirements designed to protect and enhance air quality. These operations require permits for regulated emissions and must comply with permit terms and conditions. The Department implements internal policies, procedures, program objectives, and best management practices to reduce emitted pollutants and protect air quality. DoD's Clean Air Act Services Steering Committee, led by the Navy, supports these efforts.

Figure 4-1 DoD Criteria Pollutant Emissions from Stationary Sources (U.S. and Territories & Overseas)



Evaluation Criteria

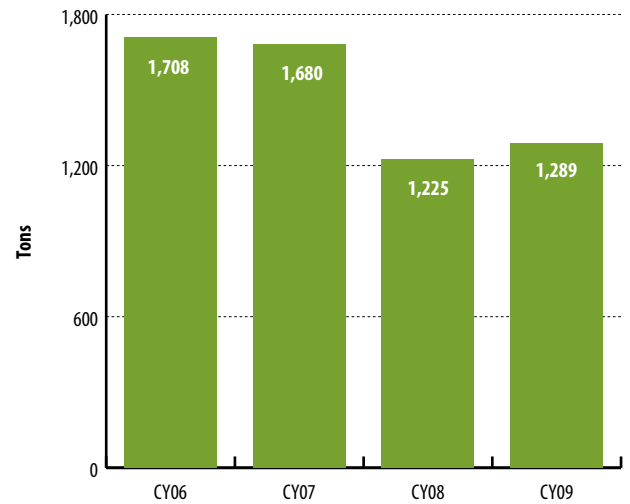
DoD set these goals to protect air quality:

- Manage air pollutant emissions to protect public health, meet national clean air standards, and maximize operational flexibility
- Make appropriate investments to promote the attainment of National Ambient Air Quality Standards and enhance the training/operations flexibility in maximizing the use of air resources

DoD installations with CAA operating permits calculate and report their criteria pollutant and hazardous air pollutant (HAP) emissions to their permitting authority. DoD aggregates and analyzes the reported emissions and compares them to the previous year’s emissions to establish overall air emission trends. DoD measures emissions for the six criteria pollutants (and their regulated precursors where applicable) and 187 HAPs as an overall indicator to help evaluate progress toward these goals. The six criteria pollutants are:

- Ozone (O₃) (reported as precursor emissions of volatile organic compounds (VOCs) and NO_x)
- Nitrogen dioxide (reported as NO_x)
- Particulate matter (regulated as PM_{2.5} and PM₁₀)
- Sulfur dioxide (SO₂)
- Carbon Monoxide (CO)
- Lead

Figure 4-2 DoD Hazardous Air Pollutants from Stationary Sources (U.S. and Territories & Overseas)



Performance Summary

In CY09, SO₂ and CO emissions decreased four percent and five percent, respectively. DoD’s lead emissions increased 19 percent in CY09 due to the use of new emission factors not available before CY09 (Figure 4-1).

Although HAP emissions increased five percent between CY08 and CY09, the overall trend of HAP emissions shows a 25 percent decrease since CY06 (Figure 4-2).

Appendix D, Section 4 contains Air Quality performance data by DoD Component.

Clean Water

From CY09 through the first half of CY10, DoD increased the percentage of:

- CWA compliant water discharge permits from **92 to 93 percent**
- Overseas compliant wastewater discharge facilities from **85 to 91 percent**

Overview

DoD operations generate point source and non-point source discharges to surface waters, which can adversely affect surface water quality. DoD's point source discharges and pollutants commonly originate from installation sewage treatment plants, industrial wastewater treatment facilities, and combined sewer overflows. The Department's non-point source discharges and pollutants are from stormwater runoff that flows across construction sites, range operations, and shipyards.

Most operations that generate discharges into water bodies must obtain permits for the discharges of regulated pollutants and comply with permit terms and conditions. DoD's two most common water pollution control permits administered under the CWA are:

- National Pollution Discharge Elimination System permits for sanitary sewage, industrial wastewater, and stormwater discharges
- Pre-treatment permits for discharges of sanitary sewage and pre-treated industrial wastewaters discharged to the local Publicly Owned Treatment Works before discharged to bodies of water

Evaluation Criteria

DoD's clean water goals are to:

- Manage domestic and industrial wastewater and stormwater effectively to protect public health, meet clean water standards, and maximize operational flexibility
- Protect watersheds and ensure availability of discharge capacity to support mission

The Department reports these performance metrics:

- In the United States and its territories: Percentage of water pollution control permits compliant with applicable requirements
- Overseas: Percentage of facilities that discharge regulated wastewater or stormwater compliant with Final Governing Standards (FGS)

Performance Summary

During the first half of CY10, 93 percent of the 1,471 DoD water pollution control permits were compliant with the CWA (Figure 4-3). DoD's compliance trend over the past five years has remained at or above 92 percent. From CY06 through the first half of CY10, the total number of CWA permits continued to decrease, primarily due to base closures, the consolidation and elimination of discharges, and the privatization of wastewater utilities.

During the first half of CY10, 91 percent of the 234 overseas DoD facilities discharging wastewater or stormwater were compliant with FGS (Figure 4-4). Overseas compliance increased over 25 percent from CY06 through the first half of CY10.

Appendix D, Section 4 contains Clean Water performance data by DoD Component. For more CWA information, please go to <http://www.denix.osd.mil/cwa>

Safe Drinking Water

From CY09 to the first half of CY10, DoD increased the percentage of the DoD population served by DoD public water systems that meets established drinking water requirements from **96 to 97 percent** (Figure 4-5).

Overview

DoD provides drinking water to 3.4 million people living and working on DoD installations. In the United States and its territories, public water systems supply drinking water. These water systems must comply with National Primary Drinking Water Regulations administered under the SDWA. However, DoD's overseas public water systems must comply with FGS. These limits ensure potable water meets relevant drinking water standards.

Figure 4-3 Percent of DoD Clean Water Pollution Control Permits Compliant with Clean Water Act (U.S. and Territories)

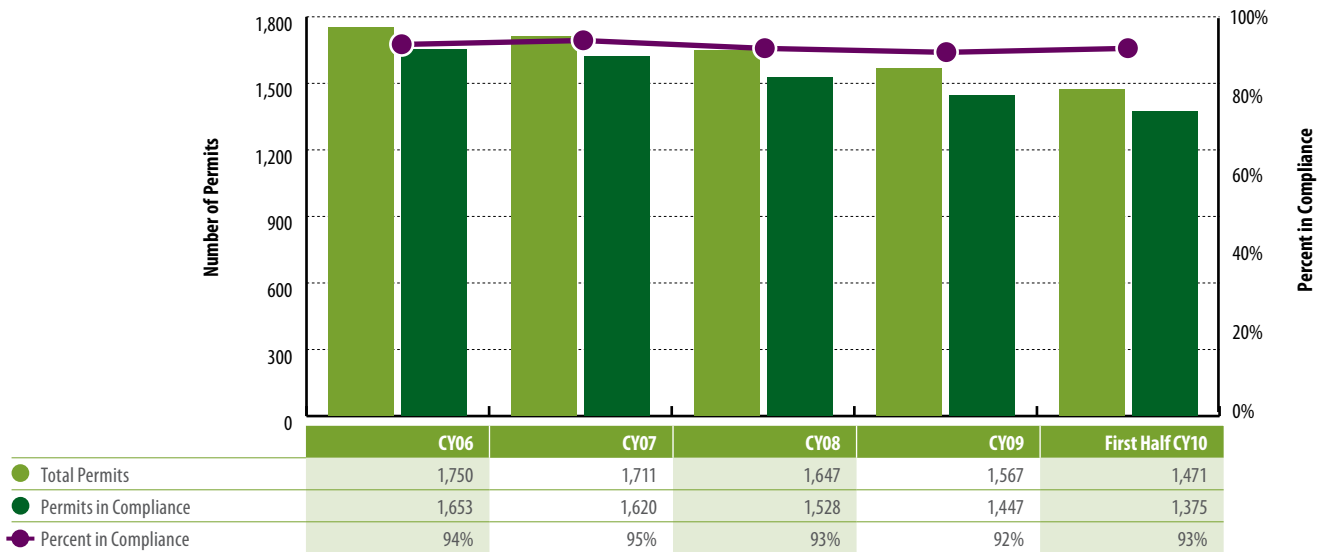
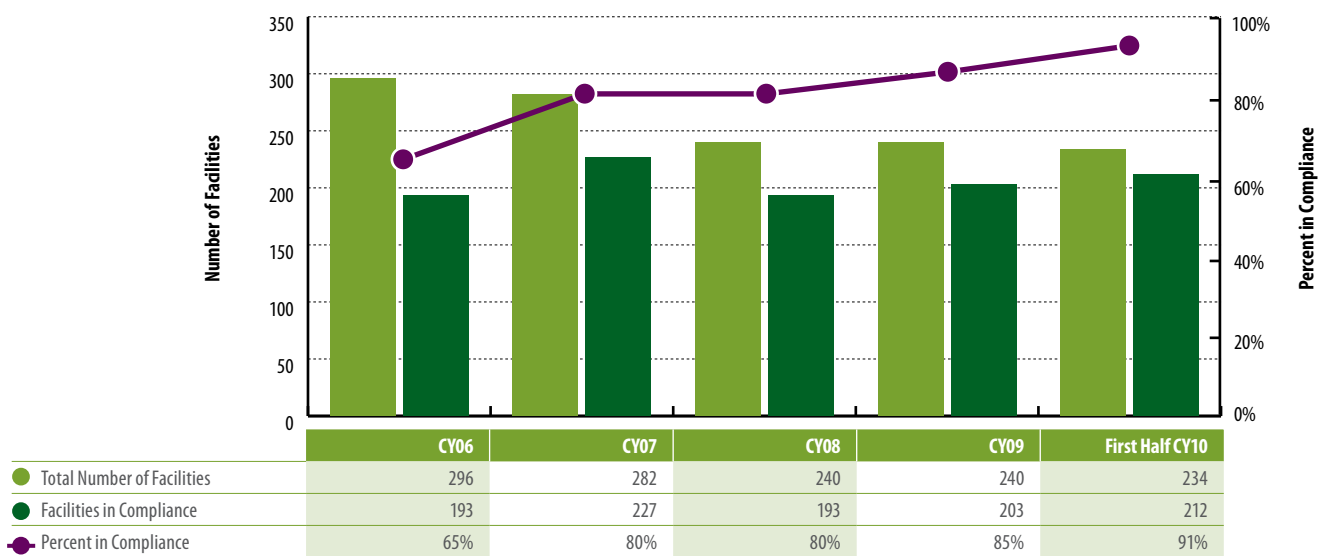


Figure 4-4 Percent of DoD Facilities Discharging Wastewater that are Compliant with Final Governing Standards (Overseas)



Evaluation Criteria

DoD’s public water system goals are to:

- Provide safe drinking water to protect the health of people living and working on its installations
- Distribute public water in compliance with relevant standards to 100 percent of the DoD population
- Support military readiness by conserving resources through efficient management of drinking water assets

DoD evaluates safe drinking water for both U.S. and overseas operations using the following performance metric:

- Percentage of DoD population served by DoD public water systems that meets established drinking water requirements (e.g., SDWA and FGS)

Performance Summary

In the first half of CY10, DoD provided safe drinking water to 97 percent of the population served (over 3.4 million people worldwide [Figure 4-5]). In cases where regulatory

Figure 4-5 Percent of DoD Population Served by DoD Public Water Systems in Compliance with Applicable Requirements (U.S. and Territories & Overseas)



* Compliance rates are calculated from exact populations

standards were not met, DoD fixed the issue immediately or provided alternative drinking water.

Appendix D, Section 4 contains Safe Drinking Water performance data by DoD Component.

Enforcement Actions

From FY09 to FY10, DoD decreased:

- Total fines and penalties assessed by **85 percent**
- CAA new enforcement actions by **24 percent**
- SDWA new enforcement actions by **20 percent**

Overview

DoD is committed to full and sustained compliance with applicable federal, state, and local environmental requirements. Despite the Department’s efforts to comply, events occur that cause non-compliance. During these events, regulatory agencies may issue enforcement actions. DoDI 4715.6 defines an enforcement action as any formal, written notification by EPA or other authorized federal, state, inter-state, regional, or local environmental regulatory agency of violation of any applicable statutory or regulatory requirement. An open enforcement action is an enforcement action that has been issued but is not yet resolved by the end of the reporting period

(September 30). A new enforcement action is an enforcement action received during the reporting period (October 1–September 30). The date of an enforcement action is the date the installation receives formal written notification from the regulating authority. In general, the most serious enforcement actions may include fines or non-monetary penalties that the regulatory agency assesses.

DoD tracks Compliance Program enforcement actions administered under the authority of the following:

- CAA (air quality)
- CWA (wastewater and stormwater)
- RCRA Subpart C (hazardous waste)
- RCRA Subpart I (underground storage tanks)
- RCRA Subpart D (solid waste)
- SDWA (drinking water)

Evaluation Criteria

DoD’s enforcement action goals are to:

- Maintain full and sustained compliance with environmental laws (U.S. and territories) and environmental obligations (overseas)
- Maintain robust self-audit and corrective action programs
- Identify and correct non-compliance in a timely manner

DoD reports the following metrics to evaluate performance toward enforcement action goals:

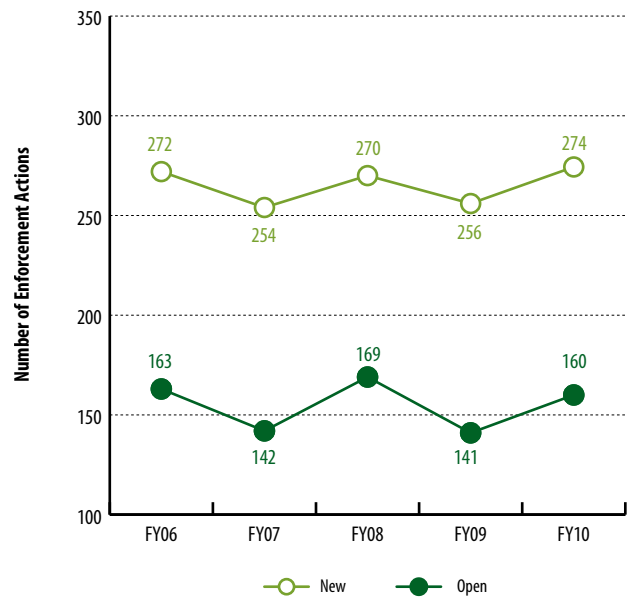
- Number of new and open enforcement actions (U.S. and territories, and overseas)
- Number of new inspections (U.S. and territories, and overseas)
- Number of new enforcement actions by statute (U.S. and territories, and overseas)
- Total monetary fines and penalties

Performance Summary

Although there was a 12 percent increase in the number of inspections in FY10, the percent of inspections resulting in enforcement actions remained constant at 9 percent, down from 11 percent in FY06 (Figure 4-6). In FY10, DoD reported 274 new enforcement actions and 160 open enforcement actions, a 7 percent and 13 percent increase respectively from FY09 (Figure 4-7). The increase in open enforcement actions is primarily due to the extended time taken to respond to requests to close completed enforcement actions.

In FY10, new enforcement actions for CAA, RCRA/D, and SDWA decreased, while new enforcement actions for CWA, RCRA/C, RCRA/I, and Other increased (Figure 4-8). Despite an increase in local and EPA fines in FY10, the total

Figure 4-7 Number of New and Open DoD Enforcement Actions (U.S. and Territories & Overseas)



amount of DoD fines and penalties assessed decreased 85 percent (Figure 4-9).

Appendix D, Section 4 contains enforcement action performance data by DoD Component.

Figure 4-6 Number of Inspections and New Enforcement Actions (U.S. and Territories & Overseas)

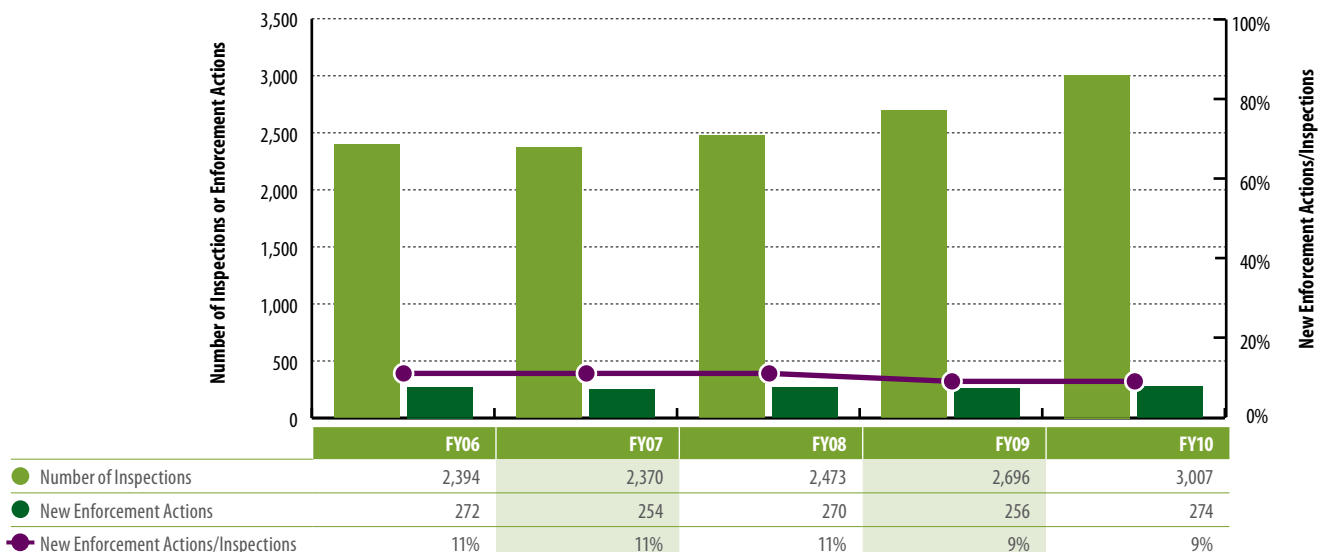
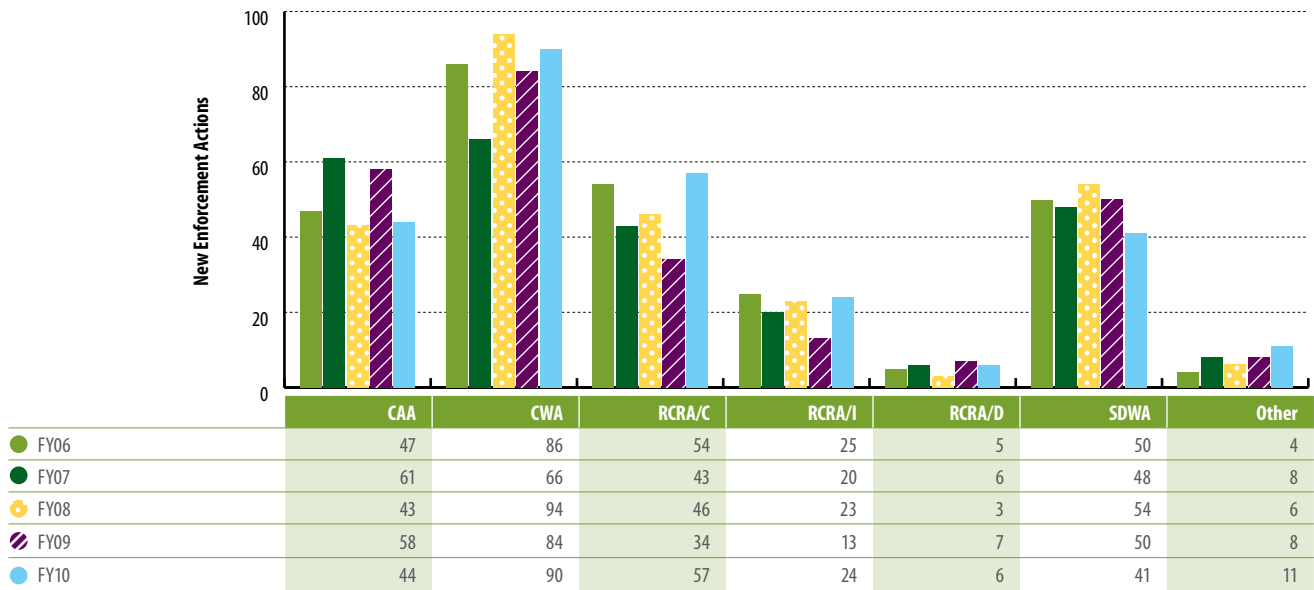
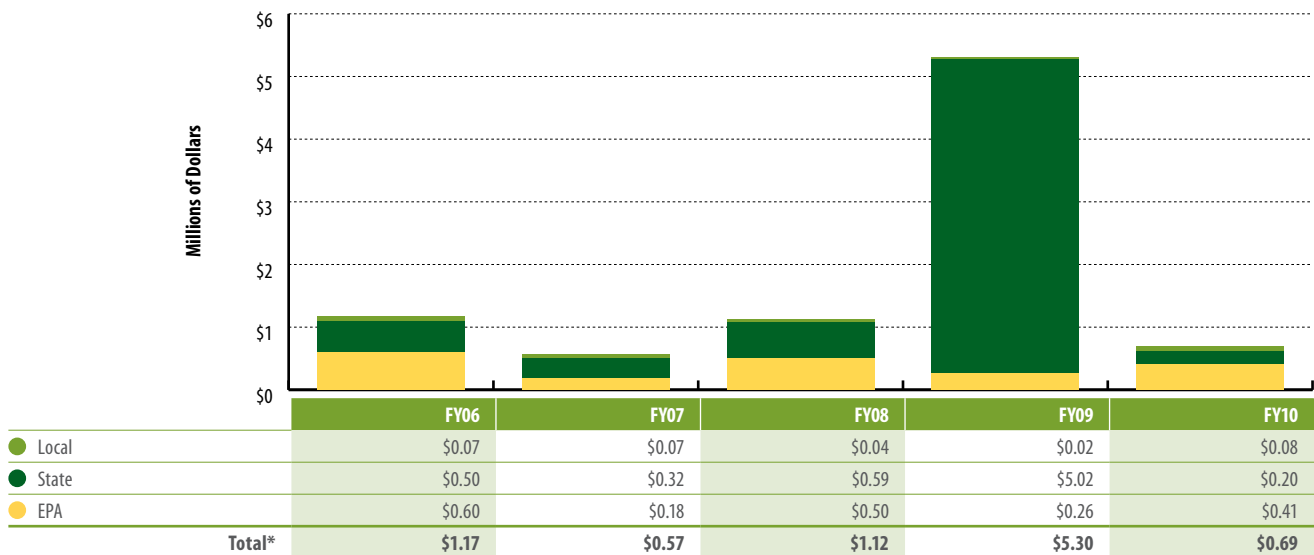


Figure 4-8 Number of New Enforcement Actions by Statute (U.S. and Territories)*



* Excludes new overseas enforcement actions by media.

Figure 4-9 DoD Monetary Fines and Penalties Assessed (Millions of Dollars)



* Subtotals may not add to total due to rounding.

5 Pollution Prevention

The Department of Defense (DoD) created the Pollution Prevention Program to reduce or eliminate the generation of waste, loss of natural resources, and process emissions. DoD also implements energy, water, and fuel efficiency measures that further reduce pollution and better utilize existing resources. The Program is built upon a flexible framework that helps the Department prioritize cost-effective initiatives while it maintains safe, uninterrupted operations and sustains military readiness. DoD uses the Pollution Prevention Program as the cornerstone for compliance with several environmental regulations.

The Pollution Prevention Program's goals and objectives help the Department:

- Comply with existing requirements
- Prevent future contamination at existing sites
- Reduce future environmental liabilities and operational costs
- Reduce life cycle costs in operations and maintenance

The Program also helps to ensure that DoD Components:

- Comply with environmental laws, regulations, and standards
- Accomplish specific environmental objectives associated with an array of pollution prevention activities

In the future, the Department will report the Pollution Prevention Program as part of the Department's Strategic Sustainability Performance Plan, as required by Executive Order 13514.

Pollution Prevention at a Glance:

Fiscal year (FY) 2010 funding: **\$91.2 million**, an **18 percent** decrease from FY09

Program Accomplishments

- Diverted **43 percent** of non-hazardous municipal solid waste in FY10
- Reduced hazardous waste disposal by over **6,300 tons** in calendar year (CY) 2009
- Saved **\$180.9 million** using integrated solid waste management practices
- Decreased releases of aluminum (fume or dust) by **40 percent** in CY09

Requirements

The Department of Defense (DoD) Pollution Prevention Program includes, but is not limited to, projects implemented to comply with these regulations:

- 10 United States Code §2577
- 2002 Farm Security and Rural Investment Act
- Emergency Planning and Community Right-to-Know Act (EPCRA)
- Federal Acquisition Regulation
- Pollution Prevention Act of 1990
- Resource Conservation and Recovery Act §6002
- Executive Order (E.O.) 13423, "Strengthening Federal Environmental, Energy, and Transportation Management"
- E.O. 13514, "Federal Leadership in Environmental, Energy, and Economic Performance"
- 40 Code of Federal Regulations §261.2
- DoD Instruction (DoDI) 4715.4, "Pollution Prevention"
- DoDI 4715.6, "Environmental Compliance"
- DoD Green Procurement Program Strategy
- DoD Integrated Solid Waste Management (ISWM) Policy
- DoD Strategic Sustainability Performance Plan (SSPP)
- DoD Toxic and Hazardous Chemicals Reduction Plan

Overview

DoD established its Pollution Prevention Program in 1985 under this hierarchy:

- Source reduction
- Reuse
- Recycling
- Composting/mulching
- Waste-to-energy/incineration
- Other forms of volume reduction
- Landfilling

The Department also designed and implemented other initiatives to incorporate pollution prevention into the organization's culture. Some of these activities include the formation of working groups and steering committees, and the development of strategic policies, plans, and training programs. Because of these initiatives, pollution prevention practices are now part of the military's day-to-day activities and operations.

Solid Waste

From FY09 to FY10, DoD diverted:

- **43 percent** of non-hazardous municipal solid waste, 3 percentage points over the established goal
- **73 percent** of construction and demolition (C&D) debris, 23 percentage points over the established goal
- **62 percent** of combined non-hazardous municipal solid waste and C&D debris

Overview

DoD activities generate residential and commercial waste, non-hazardous industrial waste, non-hazardous process waste, C&D debris, yard waste, and logistics waste such as packaging. DoD Components use ISWM techniques to determine the most cost effective, energy-efficient, and environmentally protective methods to manage these solid waste streams.

Many installations establish Qualified Recycling Programs (QRPs) to recover revenue for material diverted from waste, in addition to avoiding disposal costs. QRP managers identify opportunities to sell recyclable material and develop the diversion program based on recycling costs, sales proceeds, and cost avoidance.

Improved management and promotion of additional recycling opportunities support DoD waste reduction goals and lessen future disposal costs. Additionally, installations are better equipped to make good business decisions that reduce waste volume, maximize diversion, and realize potential cost savings.

For more Solid Waste information, go to <http://www.denix.osd.mil/swr>

Evaluation Criteria

DoD’s ISWM Policy Memorandum sets two goals for non-hazardous solid waste:

- 40 percent diversion of non-hazardous municipal solid waste (without C&D debris) by the end of FY10
- 50 percent diversion of C&D debris solid waste by the end of FY10

DoD uses solid waste and recycling metrics to monitor performance against the FY10 diversion goals. These metrics calculate the rate at which installations prevent

non-hazardous solid waste from entering a disposal facility. Each year, the percentage of solid waste diverted varies depending on the amount, location, and types of solid waste generated. C&D debris is dependent on the schedule for construction, demolition, and renovation projects at an installation.

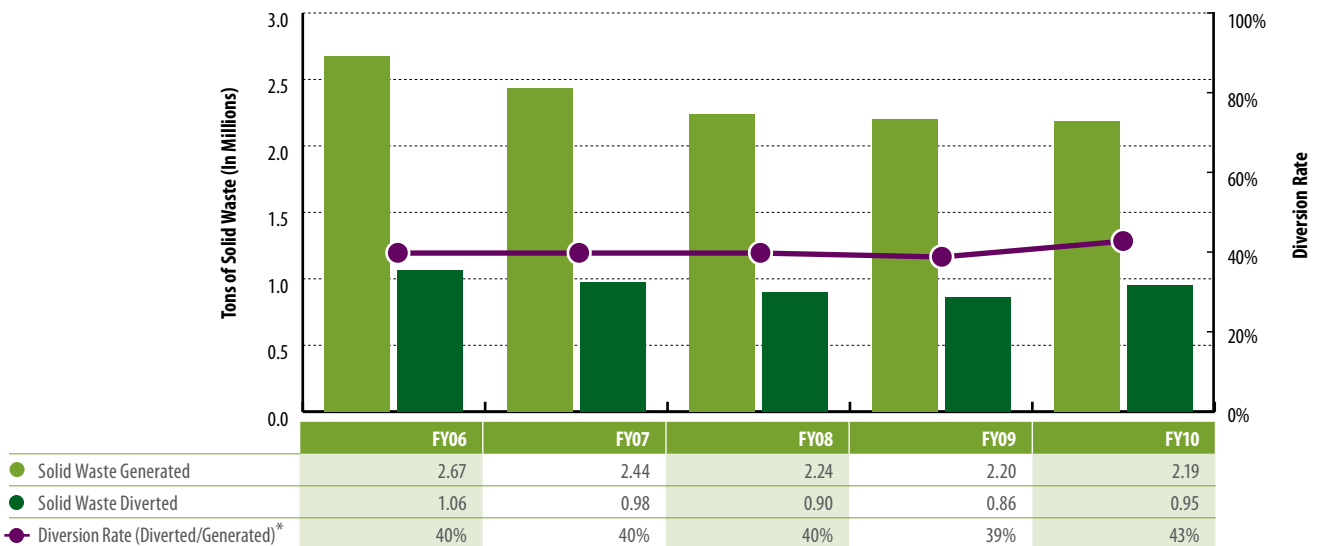
The DoD SSPP will increase diversion goals for non-hazardous municipal solid waste to 50 percent and C&D debris to 60 percent by FY15.

Performance Summary

DoD exceeded agency performance goals for C&D debris diversion. Additionally, the overall implementation of ISWM practices resulted in cost-avoidance of \$180.9 million in FY10. This amount represents the associated costs incurred for the disposal and treatment of solid waste and C&D debris.

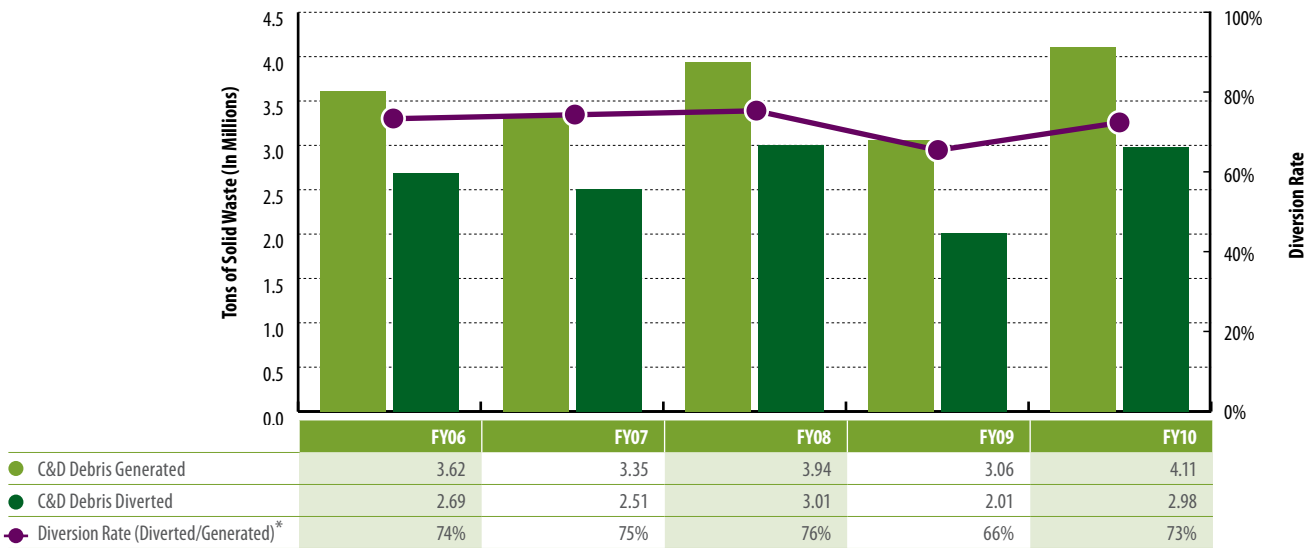
Since FY06, solid waste generated (excluding C&D debris) decreased by 18 percent. In FY10, DoD generated a total of approximately 6.3 million tons of solid waste, consisting of nearly 2.2 million tons of non-hazardous municipal solid waste (over 15,500 tons less than FY09) and 4.1 million tons of C&D debris. The generation of municipal solid waste equates to 2.9 pounds per DoD person each day. DoD diverted 43 percent of its non-hazardous municipal solid waste, which is the highest diversion rate since FY05 (Figure 5-1). In FY10, DoD’s C&D debris diversion rate

Figure 5-1 DoD Non-Hazardous Solid Waste Progress, Excluding C&D Debris (Millions of Tons) (U.S. and Territories & Overseas)



*Diversion rates are calculated from exact numbers.

Figure 5-2 DoD C&D Debris Solid Waste Progress (Millions of Tons) (U.S. and Territories & Overseas)



*Diversion rates are calculated from exact numbers.

was 73 percent (Figure 5-2), well above the 50 percent diversion goal for C&D debris.

Appendix D, Section 5 contains solid waste diversion data by DoD Component.

Hazardous Waste

During CY09, DoD reduced:

- Hazardous waste disposal by **8 percent** since CY08
- Hazardous waste disposal by **10 percent** since CY05

Overview

DoD’s goal is to efficiently manage hazardous waste. Hazardous waste is a subset of solid waste that is potentially harmful to human health or the environment. The Department is successfully implementing major pollution prevention efforts to reduce hazardous waste disposal. In January 2008, DoD deployed the agency-level Toxic and Hazardous Chemicals Reduction Plan. The Plan outlines the programs, initiatives, and actions necessary to meet E.O. 13423 reduction requirements for toxic and hazardous chemicals. The Plan follows three principles:

- Identify the major DoD programs and initiatives relevant to toxic and hazardous chemicals

- Build upon existing DoD programs and initiatives relevant to toxic and hazardous chemicals
- Use the DoD environmental management system (EMS) framework as a tool for achieving continual improvement in toxic and hazardous chemical management in DoD

Evaluation Criteria

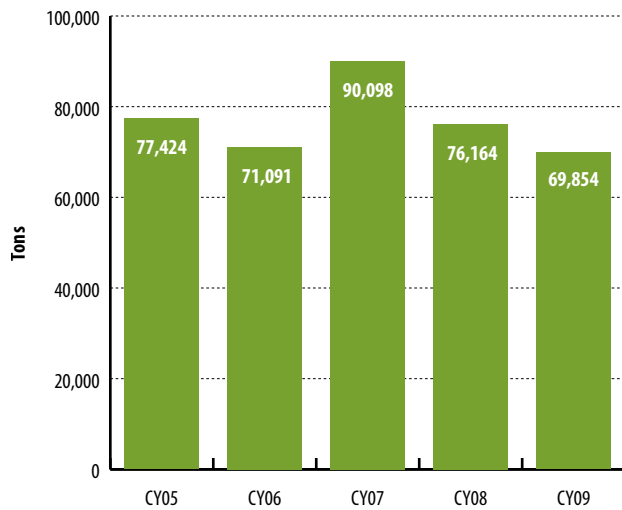
DoD calculates the hazardous waste reduction rate on a calendar year basis and includes hazardous waste treated on-site and shipped off-site in the United States, its territories, and overseas. In 2005, DoD revised the hazardous waste metric to include hazardous waste treated on-site among certain waste categories targeted for reduction. Before CY05, the metric included mainly hazardous waste shipped off-site (both treated and disposed).

Performance Summary

In CY09, DoD disposed of almost 70,000 tons of hazardous waste, 8 percent less than CY08 (Figure 5-3), and 10 percent less than CY05. This decrease was largely because DoD generated less hazardous waste.

Appendix D, Section 5 contains hazardous waste performance data by DoD Component.

Figure 5-3 DoD Hazardous Waste Disposal (U.S. and Territories & Overseas)



Toxics Release Inventory (TRI)

In CY09, DoD:

- Decreased releases of aluminum (fume or dust) by **40 percent**
- Decreased releases of ethylene glycol by **25 percent**

Overview

DoD implements EPCRA §313 TRI requirements pursuant to E.O. 13423. Each year, DoD facilities that meet the reporting requirements submit chemical reports to the U.S. Environmental Protection Agency (EPA) that summarize the release and transfer of EPCRA §313 toxic chemicals. These reports contain detailed emissions, transfers, and waste management data. EPA makes the data available to the public via TRI Explorer (www.epa.gov/triexplorer). DoD uses the submitted TRI toxic chemical data to identify:

- Processes that produce DoD TRI chemical releases and off-site transfers
- Procedures that require the use of TRI toxic chemicals
- Pollution prevention opportunities

For more TRI information, please go to <http://www.denix.osd.mil/epcratri>

Evaluation Criteria

DoD facilities that have 10 or more full-time employees and that manufacture, process, or otherwise use a TRI-listed

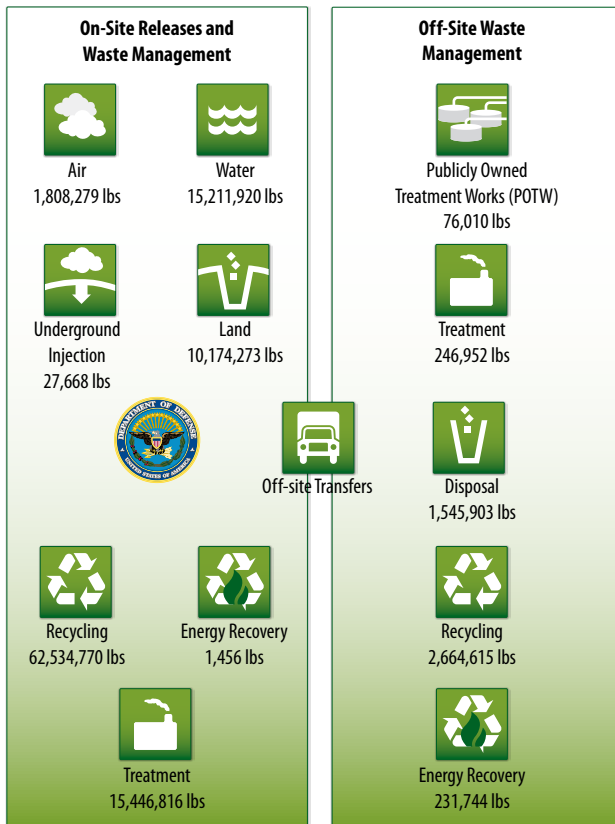
toxic chemical in quantities greater than the established reporting threshold over the course of a calendar year, evenly, intermittently, or in a single event, must report all releases and waste management activities on a TRI chemical inventory form (Form R). The TRI reporting period for this Annual Report to Congress is CY09. A facility may revise its TRI-reported data if new information becomes available, even if this occurs after the reporting deadline has passed. Enabling facilities to revise historical data encourages review and recalculation of original data submissions to improve accuracy.

Performance Summary

Figure	Facility Type	Type of Analysis	Topic
5-4	Installations and Ranges	CY09 Total Releases and Transfers	CY09 Total On-site and Off-site Releases and Transfers
5-5	Installations only	CY05–CY09 percent change	DoD TRI Reportable Releases and Transfers
5-6	Installations and Ranges	CY05–CY09 percent change	DoD TRI Reportable Releases and Transfers
5-7	Installations and Ranges	CY08–CY09 percent change	CY09 Top 10 Chemicals with Greatest Releases and Transfers; includes primary sources of each chemical's releases and transfers
5-8	Installations only	CY08–CY09 percent change	CY09 Top 10 Chemicals with Greatest Releases and Transfers; includes primary sources of each chemical's releases and transfers
5-9	Installations and Ranges	CY05–CY09 percent change	CY05 Top 10 Chemicals with Greatest Releases and Transfers
5-10	Installations only	CY05–CY09 percent change	CY05 Top 10 Chemicals with Greatest Releases and Transfers
5-11	Installations and Ranges	CY08–CY09 percent change	CY09 Top 10 Installations with Greatest Releases and Transfers; includes primary sources of each installation's releases and transfers
5-12	Installations and Ranges	CY05–CY09 percent change	CY05 Top 10 Installations with Greatest Releases and Transfers

In CY09, the majority of DoD's TRI on-site releases were released into the water and onto the land (Figure 5-4). TRI chemicals entering into the water on-site are primarily from nitrate compounds, which are released as a result of propellant manufacturing operations and wastewater treatment operations. TRI chemicals released on-site to the land are mainly from heavy metals like lead and copper which are the result of munitions either used on training ranges or treated/demilitarized during open burning and open detonation operations.

Figure 5-4 CY09 DoD TRI Releases and Transfers, Including Ranges



In CY09, TRI chemical releases and off-site transfers from DoD facilities (excluding operational range activities) totaled 20.1 million pounds, a 10 percent decrease from the previous year, and a 9 percent increase from CY05 (Figure 5-5). DoD uses the total TRI chemical releases and off-site transfers (excluding range releases) to measure progress in reducing overall chemical releases. The Department does not include releases from operational range activities as part of the reduction efforts.

DoD's range facilities reported 9.0 million pounds of DoD TRI chemical releases and off-site transfers. Range releases accounted for 31 percent of the total DoD TRI chemical releases and off-site transfers.

DoD reported 29.1 million pounds of TRI chemical releases and off-site transfers from its facilities (Figure 5-6). This represents an 8 percent decrease from the previous year and a 13 percent increase from CY05. In CY09, the largest decrease of reportable quantities from the previous year was from chemicals sent off-site to a publicly operated treatment work.

Appendix D, Section 5 contains TRI performance data by DoD Component.

Figure 5-5 DoD TRI Reportable Quantities, Installations Only, U.S. and Territories (Pounds Released or Transferred)

Category	CY05	CY06	CY07	CY08	CY09	CY05–CY09 Percent Change
On-site to Water	14,131,901	15,626,580	15,537,100	16,460,754	14,108,670	0%
On-site to Air	2,149,466	2,073,081	1,630,607	1,663,090	1,752,560	-18%
On-site Underground Injection	0	34,877	34,508	40,606	27,668	--
On-site to Land	874,138	1,023,989	1,686,317	2,059,685	2,396,730	174%
Off-site to POTW	111,007	211,994	130,725	135,605	75,971	-32%
Off-site Treatment	681,889	689,221	193,278	227,713	246,952	-64%
Off-site Disposal	569,423	1,050,545	1,171,158	1,782,719	1,517,921	167%
Total	18,517,823	20,710,288	20,383,693	22,370,172	20,126,472	9%

Figure 5-6 DoD TRI Reportable Quantities, Installations and Ranges, U.S. and Territories (Pounds Released or Transferred)

Category	CY05	CY06	CY07	CY08	CY09	CY05–CY09 Percent Change
On-site to Water	14,132,130	15,628,423	15,539,126	16,463,639	15,211,920	8%
On-site to Air	2,205,025	2,142,410	1,843,543	2,194,852	1,808,279	-18%
On-site Underground Injection	0	34,877	34,508	40,606	27,668	--
On-site to Land	7,740,930	10,559,615	9,100,333	10,769,029	10,174,273	31%
Off-site to POTW	221,007	211,994	130,725	135,664	76,010	-66%
Off-site Treatment	681,889	689,221	193,723	227,713	246,952	-64%
Off-site Disposal	651,428	1,160,777	1,188,412	1,824,040	1,545,903	137%
Total	25,632,409	30,427,317	28,030,370	31,655,544	29,091,006	13%

Figure 5-7 CY09 Top 10 DoD TRI Chemicals, Installations and Ranges (U.S. and Territories)

Name of Chemical	Pounds Released or Transferred	CY08–CY09 Percent Change	Primary Sources
1. Nitrate Compounds	15,430,610	-8%	Energetics manufacturing operations, wastewater treatment operations
2. Copper	4,807,553	-6%	Operational range activities
3. Lead Compounds	2,720,446	8%	Operational range activities
4. Lead	1,849,156	-4%	Operational range activities
5. Ethylene Glycol	737,909	-25%	Vehicle maintenance
6. Aluminum (Fume or Dust)	448,808	-40%	Operational range activities
7. Hydrochloric Acid (1995 and after "Acid Aerosols" only)	444,885	66%	Co-manufacturing byproduct from wastewater treatment operations
8. Dichloromethane	376,615	-23%	Aircraft and vehicle maintenance
9. Xylene (Mixed Isomers)	242,118	-8%	Surface coating and ship preservation
10. Toluene	215,168	-4%	Painting operations

Figure 5-8 CY09 Top 10 DoD TRI Chemicals, Installations Only (U.S. and Territories)

Name of Chemical	Pounds Released or Transferred	CY08–CY09 Percent Change	Primary Sources
1. Nitrate Compounds	14,327,753	-15%	Energetics manufacturing operations, wastewater treatment operations
2. Copper	1,016,096	22%	Destruction and disposal of munitions
3. Ethylene Glycol	737,909	-25%	Vehicle maintenance
4. Hydrochloric Acid (1995 and after "Acid Aerosols" only)	444,885	66%	Co-manufacturing byproduct from wastewater treatment operations
5. Dichloromethane	376,615	-23%	Aircraft and vehicle maintenance
6. Aluminum (Fume or Dust)	342,200	139%	Destruction and disposal of munitions
7. Lead Compounds	326,813	53%	Destruction and disposal of munitions
8. Lead	370,815	-41%	Destruction and disposal of munitions
9. Xylene (Mixed Isomers)	242,118	-8%	Surface coating and ship preservation
10. Toluene	215,155	-4%	Painting operations

Figure 5-9 Change in CY05 Top 10 DoD TRI Chemicals, Installations and Ranges, U.S. and Territories (Pounds Released or Transferred)

Name of Chemical	CY05	CY06	CY07	CY08	CY09	CY05–CY09 Percent Change
1. Nitrate Compounds	14,512,774	16,003,171	15,970,190	16,822,155	15,430,610	6%
2. Copper	3,821,405	5,759,548	4,477,646	5,112,625	4,807,553	26%
3. Lead Compounds	1,699,037	1,917,832	1,676,646	2,525,775	2,720,446	60%
4. Lead	1,141,699	2,101,936	2,071,587	1,923,104	1,849,156	62%
5. Dichloromethane	479,107	422,350	314,490	489,807	376,615	-21%
6. Aluminum (Fume or Dust)	382,249	325,231	296,786	748,497	448,808	17%
7. Ethylene Glycol	373,216	339,673	586,115	982,567	737,909	98%
8. Hydrochloric Acid (1995 and after "Acid Aerosols" only)	342,039	370,873	336,130	267,597	444,885	30%
9. Zinc (Fume or Dust)	311,654	323,281	238,333	519,700	113,888	-63%
10. Xylene (Mixed Isomers)	268,319	241,992	177,288	263,573	242,118	-10%
Total	23,331,499	27,805,888	26,145,211	29,655,400	27,171,989	16%

Chapter 5: Pollution Prevention

Figure 5-10 Change in CY05 Top 10 DoD TRI Chemicals, Installations Only, U.S. and Territories (Pounds Released or Transferred)

Name of Chemical	CY05	CY06	CY07	CY08	CY09	CY05–CY09 Percent Change
1. Nitrate Compounds	14,402,774	16,003,171	15,970,190	16,822,155	14,327,753	-1%
2. Dichloromethane	479,107	422,350	314,490	489,807	376,615	-21%
3. Ethylene Glycol	373,216	339,673	585,096	982,567	737,909	98%
4. Hydrochloric Acid (1995 and after “Acid Aerosols” only)	342,039	370,873	336,130	267,597	444,885	30%
5. Zinc (Fume or Dust)	311,654	323,281	238,333	519,700	113,888	-63%
6. Toluene	271,639	197,357	218,722	223,648	215,155	-21%
7. Xylene (Mixed Isomers)	268,268	241,938	163,683	263,573	242,118	-10%
8. Copper	210,061	387,796	608,863	831,034	1,016,096	384%
9. N-Butyl Alcohol	152,358	112,951	97,041	124,656	146,761	-4%
10. Methyl Isobutyl Ketone	134,638	154,024	159,038	127,105	93,583	-30%
Total	16,945,754	18,553,416	18,691,586	20,651,843	17,714,763	5%

Figure 5-11 CY09 Top 10 DoD TRI Facilities (U.S. and Territories)

Name of Installation	Pounds Released or Transferred	CY08–CY09 Percent Change	Primary Sources
1. Radford Army Ammunition Plant	12,571,331	-12%	Energetics manufacturing operations
2. Fort Bragg Range	1,330,821	143%	Operational range releases
3. Anniston Army Depot	615,395	-2%	Heavy tracked vehicle maintenance operations
4. Red River Army Depot	570,558	-40%	Wheeled and tracked vehicle maintenance operations
5. MCB Camp Lejeune	503,659	12%	Wastewater treatment operations
6. NSWC Crane Division	486,177	59%	Open burning/open detonation activities
7. Fort Still Field Artillery Range	482,566	148%	Operational range releases
8. MCB Camp Lejeune Range	470,789	-18%	Operational range releases
9. Fort Benning Range	463,340	91%	Operational range releases
10. Fort Knox Range	450,610	75%	Operational range releases

Figure 5-12 Change in CY05 Top 10 DoD TRI Facilities, U.S. and Territories (Pounds Released and Transferred)

Name of Installation	CY05	CY06	CY07	CY08	CY09	CY05–CY09 Percent Change
1. Radford Army Ammunition Plant	11,704,540	13,757,844	13,919,076	14,318,846	12,571,331	7%
2. Anniston Army Depot	694,698	624,530	546,475	625,637	615,395	-11%
3. Twentynine Palms Range	622,052	353,074	148,573	204,598	81,331	-87%
4. Pearl Harbor Naval Complex	517,958	329,226	377,068	552,279	269,943	-48%
5. MCB Camp Lejeune	504,922	537,250	432,333	448,296	503,659	0%
6. Fort Bragg Range	459,717	555,636	329,769	547,599	1,330,821	189%
7. Fort Still Field Artillery Range	454,457	543,358	335,276	194,444	482,566	6%
8. PSNS & IMF – Bremerton Site & Naval Base Kitsap*	377,515	203,751	154,638	251,210	232,923	-38%
9. Fort Benning Range	371,939	410,604	339,667	243,108	463,340	25%
10. Air Defense Artillery Center & Ranges Fort Bliss	360,820	134,069	236,146	226,227	214,426	-41%
Total	16,068,617	17,449,342	16,819,019	17,612,244	16,765,735	4%

* As a result of regionalization efforts, Puget Sound Naval Shipyard began reporting as PSNS & IMF – Bremerton Site & Naval Base Kitsap beginning in CY04.

6 Restoration

The Department of Defense (DoD) began environmental restoration in 1975 under the Installation Restoration Program (IRP). In 2001, DoD established the Military Munitions Response Program (MMRP) under the Defense Environmental Restoration Program to address munitions-contaminated sites. The IRP and MMRP enable the Department to comply with the Comprehensive Environmental Response, Compensation, and Liability Act (CERCLA), also known as Superfund. CERCLA requires responsible parties to clean up hazardous substances released to the environment. This chapter satisfies the National Defense Authorization Act for Fiscal Year (FY) 2007 §313 reporting requirement to provide an annual update to the MMRP Comprehensive Plan, including cleanup progress updates, adjustments to the MMRP goals, and funding estimates through FY10.

This chapter summarizes IRP and MMRP requirements, evaluation criteria, and performance trends for the Department's:

- Active installations
- Base Realignment and Closure installations
- Formerly Used Defense Site properties

This chapter also summarizes the program status of two initiatives that support the DERP:

- Cost Recovery
- Restoration Partnerships

Restoration at a Glance

Environmental Restoration fiscal year (FY) 2010 funding: **\$1.6 billion**

Base Realignment and Closure (BRAC) FY10 funding: **\$666.7 million**

Installation Restoration Program (IRP) Accomplishments

- Achieved remedy in place/response complete at **86 percent** of IRP sites on active installations through FY10
- Transferred **14,298 acres** under BRAC Early Transfer Authority in FY10

Military Munitions Response Program (MMRP) Accomplishments

- Achieved a statutory goal by completing site inspections at **97 percent** of munitions response sites on active installations through FY10
- Decreased the cost-to-complete estimate for the MMRP by **11 percent** in FY10

Requirements

The Department of Defense (DoD) conducts cleanup in accordance with these requirements:

- 10 United States Code §§2700–2710, “Environmental Restoration”
- Comprehensive Environmental Response, Compensation, and Liability Act (CERCLA)
- Defense Base Closure and Realignment Act of 1990
- National Defense Authorization Act (NDAA) for Fiscal Year (FY) 2002
- NDAA for FY07 §313
- Superfund Amendments and Reauthorization Act (SARA)

- Executive Order 12580, “Superfund Implementation”
- 32 Code of Federal Regulations (CFR), Part 179, “Munitions Response Site Prioritization Protocol”
- 32 CFR, Part 202, “The Restoration Advisory Board (RAB) Rule”
- DoD Instruction 4715.7, “Environmental Restoration Program”
- Defense State Memorandum of Agreement/Cooperative Agreements Program Guide
- RAB Rule Handbook

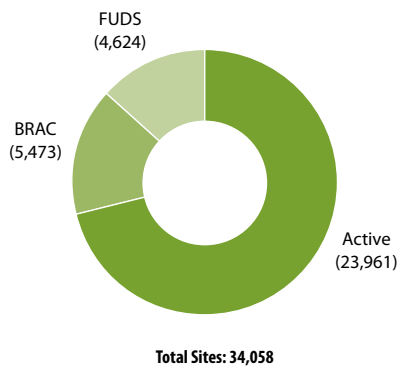
Program Summary

DERP Applicability

DoD conducts cleanup on these three types of properties in the United States, District of Columbia, and U.S. territories (Figure 6-1):

- **Active installations** are bases where DoD conducts training and operations.
- **Base Realignment and Closure (BRAC) installations** are bases that have been identified for realignment or closure under one of the five Congressionally-approved BRAC rounds. Congress authorized four rounds of BRAC in 1988, 1991, 1993, and 1995, commonly referred to as Legacy BRAC; a fifth round in 2005 is called BRAC 2005. DoD uses different tools to transfer BRAC property to other parties. For example, DoD can use its Early Transfer Authority (ETA) to transfer property before cleanup is complete. ETA requires approval by the U.S. Environmental Protection Agency (EPA) Administrator and the state governor for properties listed on EPA’s National Priorities List (NPL). For non-NPL properties, ETA only requires the state governor’s approval.
- **Formerly Used Defense Site (FUDS) properties** are lands that were under DoD’s jurisdiction, but transferred out of DoD control before SARA was signed on October 17, 1986. The Secretary of Defense designated the Army as the Executive Agent to manage environmental cleanup on FUDS properties. The U.S. Army Corps of Engineers performs program

Figure 6-1 Total Number of Restoration Sites by Property Type



management and execution of cleanup on FUDS properties in consultation with current landowners, stakeholders, local communities, and regulators. FUDS cleanup is unique because DoD no longer owns these properties and has very limited control over the actions of non-DoD landowners. For properties where DoD held jurisdiction at the time of contamination, the Department determines who is responsible for the existing environmental and health hazards. If another party is partially responsible for the contamination, DoD may negotiate a settlement for the other party to conduct or partially fund the cleanup.

DoD conducts cleanup at its facilities on the NPL as well as non-NPL sites. For DoD facilities on the NPL, an Interagency Agreement (IAG) is signed between EPA and DoD under CERCLA Section 120(e). DoD has signed IAGs at 137 out of 141 DoD facilities on the NPL. For the four remaining IAGs, DoD and EPA did not reach an agreement within the required time period. See the Restoration Narratives in Appendix F for further information about specific IAGs.

Defense Environmental Restoration Program (DERP) Process

The DERP includes the following program areas (Figure 6-2):

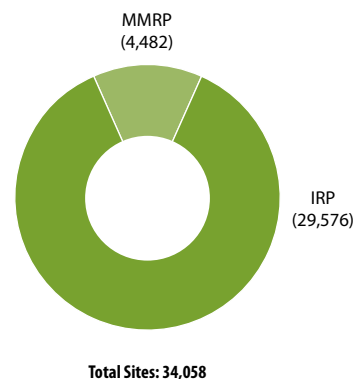
- **Installation Restoration Program (IRP)** governs cleanup (i.e., identification, investigation, removal actions, remedial actions, or a combination of removal and remedial actions) to address the release of hazardous substances and pollutants or contaminants; petroleum, oil, or lubricants; DoD unique materials; hazardous

wastes or hazardous waste constituents; explosive compounds released as a result of ammunition or explosives production, or manufacturing at ammunition plants; and unexploded ordnance (UXO), discarded military munitions (DMM), or munitions constituents (MC) that are incidental to an IRP site.

- **Military Munitions Response Program (MMRP)** directs cleanup at locations where UXO, DMM, or MC are known or suspected to be present. DoD refers to these locations as munitions response sites (MRSs). The MMRP applies to all locations with the exception of operational ranges, locations outside of the United States, operating storage and manufacturing facilities, and where munitions result from combat.
- **Building Demolition/Debris Removal (BD/DR)** demolishes and removes unsafe buildings and structures at facilities or sites that meet specific criteria. Due to the program's small size (408 sites), BD/DR sites are included in IRP site counts unless otherwise indicated.

DoD funds cleanup of IRP sites and MRSs at active installations and FUDS properties through five Environmental Restoration (ER) accounts: Army, Navy, Air Force, Defense-wide, and FUDS. The Department funds cleanup at closing installations through two BRAC accounts: Legacy BRAC and BRAC 2005. DoD funds cleanup at realigning installations through its ER accounts.

Figure 6-2 Total Number of Restoration Sites by Program



Risk Management and Prioritization

DoD prioritizes funding to first clean up sites that pose the greatest threat to safety, human health, and the environment. DoD uses these tools to determine a site's risk relative to other sites:

- **The Relative Risk Site Evaluation (RRSE)** prioritizes IRP sites into three categories: high, medium, or low relative risk. The rating is based on the nature and extent of the site's contamination, the likelihood that contaminants will migrate, and the potential impacts of contamination on populations and ecosystems.
- **The Munitions Response Site Prioritization Protocol (MRSP)** consists of three separate modules to evaluate hazards associated with explosives, chemical warfare materiel, MC, and other incidental environmental contaminants. Based on relative risk in these hazard areas, DoD gives each MRS a numeric score or an alternative rating. Beginning in FY08, the Secretary of Defense required the DoD Components to begin reporting MRSP scores. Through FY10, the Department assigned numeric scores to 630 MRSs and alternative ratings to 3,852 MRSs.

The scores yielded from the RRSE and MRSP affect how DoD sequences IRP sites and MRSs for cleanup. In addition to relative risk, DoD considers other factors such as economic, programmatic, and stakeholder concerns, as well as reuse and redevelopment plans in prioritizing sites for cleanup.

In FY10, six MRSs were sequenced for cleanup ahead of higher priority MRSs. Of these six sites, three sites are being addressed out of order due to concerns expressed by regulators and stakeholders; two sites are being addressed out of order due to the availability of funding, equipment, and personnel; and one site is being addressed out of order based on special considerations due to health, safety, and ecological risk assessments.

Cost Recovery

DoD uses cost recovery to recoup or share cleanup costs when contamination at an installation is either partially or wholly caused by another party's activities. Cost recovery helps the DoD Components increase funding and resources available for cleanup. As such, the DoD Components do the following to recoup cleanup costs:

- Establish policies to identify other public and private parties potentially responsible for contamination
- When cost-effective, pursue the other potentially responsible party to either take responsibility for environmental restoration or contribute to the cost of response actions
- Pursue recovery for costs of \$50,000 or more whenever cleanup on DoD property is required and cooperation could not be negotiated in advance

Restoration Partnerships

DoD participates in various partnerships to further the DERP. DoD invests considerable resources in these two partnerships.

- **Restoration Advisory Boards (RABs)** are community-oriented forums that encourage and facilitate communication between citizens and installation decision-makers regarding cleanup at active installations, BRAC installations, and FUDS properties. Participants may include representatives from the community; installation; state, local, or tribal governments and regulatory agencies; local activist organizations; or the business community. Installation Commanders gauge community interest and evaluate criteria to establish a RAB every two years. RABs are funded through DoD administrative support, Technical Assistance for Public Participation (TAPP) Grants, and EPA Technical Assistance Grants.

- **The Defense State Memorandum of Agreement (DSMOA)** Program is a partnership between the Office of the Secretary of Defense and states (or territories). It is designed to expedite environmental cleanup. DSMOAs provide a framework for DoD to openly coordinate with state regulators to help achieve cleanup goals. Under the DSMOA Program, states may apply for funding from DoD for any eligible restoration services they perform. After signing a DSMOA with DoD, the state must apply for a Cooperative Agreement (CA) to receive financial assistance for cleanup activities at DoD facilities. The CA outlines the planning and funding structure for a two-year period. The FY10 DEP ARC reports on the FY08 through FY10 DSMOA funding period. The Department may reimburse states under DSMOA when states demonstrate the proposed cleanup is:
 - DoD's responsibility under DERP
 - Sought by DoD, and not imposed by the state
 - Associated with a specific installation
 - On the Joint Execution Plan, which is a planning document for the coordination of resources

The Secretary of Defense designated the Army as the Executive Agent to manage DSMOA. For more information about existing DSMOAs and CAs, please go to: <https://dsmoa.usace.army.mil>

For more information on the Restoration Program, please go to: <http://www.denix.osd.mil/derp/>

Evaluation Criteria

DoD measures progress toward specific goals for IRP sites and MRSs at active installations, BRAC installations, and FUDS properties. The DoD Components use the goals to help guide investment decisions and set restoration targets for each FY.

IRP Goals: DoD currently tracks progress against remedy in place (RIP), which occurs when cleanup systems are constructed and operational, and response complete (RC), which occurs when the site has achieved the agreed upon cleanup standards (though it may still be monitored due

to restricted property use). DoD developed specific IRP goals with target time lines for achieving risk reduction and RIP/RC (Figure 6-4).

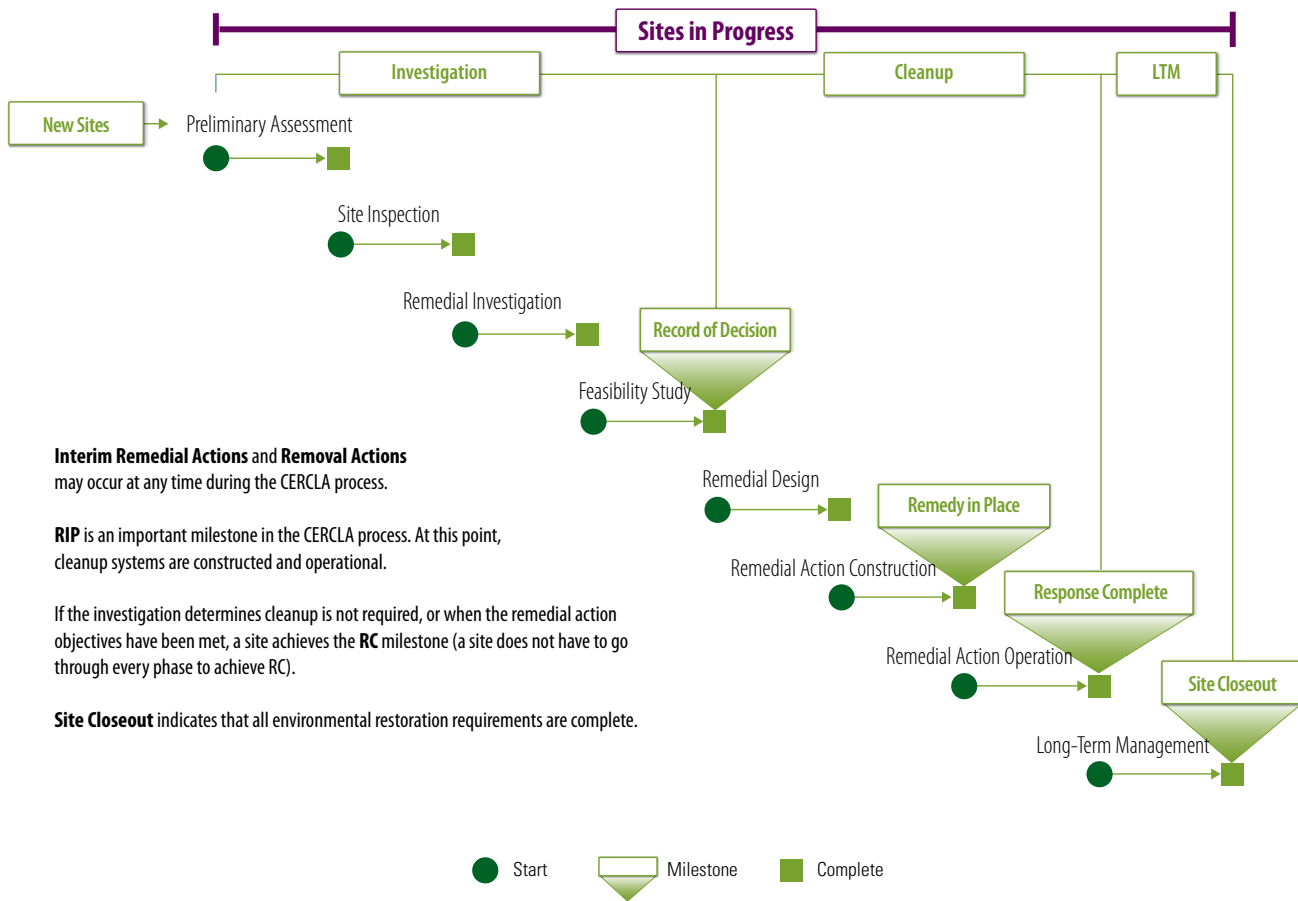
MMRP Goals: The NDAA for FY07 §313 established the following goals for DoD to clean up MRSs:

- Complete preliminary assessments (PAs) at all active installations and FUDS properties by the end of FY07
- Achieve RIP/RC at all Legacy BRAC MRSs by the end of FY09
- Complete site inspections (SIs) at all active installations and FUDS properties by the end of FY10
- Establish a RIP/RC goal at active installations, BRAC 2005 installations, and FUDS properties

DoD developed RIP/RC goals for MRSs at active installations and BRAC 2005 installations. As the MMRP evolves, DoD will develop RIP or RC goals for FUDS properties that are both reasonable and challenging (Figure 6-4).

Cost-to-Complete (CTC): CTC estimates are the anticipated funds needed to complete cleanup at IRP sites and MRSs. The CTC estimates are derived from site-level funding information and can be impacted by prioritization, input from regulators and other stakeholders, the complexity of the cleanup, and the technologies that are available and chosen. DoD uses CTC estimates to ensure it employs cost-effective cleanup strategies at active installations, BRAC installations, and FUDS properties. CTC estimates that decrease as restoration sites move through the phases of cleanup and achieve program goals indicate DoD is making progress.

Figure 6-3 DoD CERCLA Environmental Restoration Phases and Milestones



Restoration Phases and Milestones: The DoD Components monitor cleanup progress and risk reduction at sites by aligning cleanup status with five phases and milestones in the CERCLA process (Figure 6-3):

1. Investigation completed, underway, or planned
2. Cleanup completed, underway, or planned
3. RIP achieved
4. RC achieved
5. Long-term management (LTM) completed, underway, or planned.

The Department strives for consistency and transparency when evaluating cleanup. As such, DoD and EPA continue to participate in the Joint Measures Harmonization Work Group to address inconsistencies between DoD and EPA data when reporting progress. The Work Group’s objectives are to review both agencies’ goals and performance metrics and to develop a transparent, consistent approach to reporting the progress of DoD’s cleanup program.

Performance Summary

Installation Restoration Program

DoD:

- Achieved RIP/RC at **86 percent** of IRP sites on active installations through FY10
- Transferred **14,298 acres** through ETA at BRAC installations in FY10
- Achieved RIP/RC at **72 percent** of IRP sites on FUDS properties through FY10

Active Installations

Through FY10, DoD identified 21,528 IRP sites on active installations.

Between FY06 and FY10, DoD increased the percentage of high relative risk sites achieving RIP/RC from 83 percent to 94 percent (Figure 6-4). While DoD did not achieve RIP/

Figure 6-4 DoD Restoration Performance Goals and Progress*

Installation Restoration Program	FY06	FY07	FY08	FY09	FY10
Active Installations					
Reduce risk or achieve RIP/RC at all high relative risk IRP sites by the end of FY07 [†]	83%	92%	93%	94%	94%
Reduce risk or achieve RIP/RC at all medium relative risk IRP sites by the end of FY11 [†]	52%	58%	65%	70%	75%
Reduce risk or achieve RIP/RC at all low relative risk IRP sites by the end of FY14 [†]	59%	65%	69%	74%	77%
Achieve RIP/RC at all IRP sites by the end of FY14	85%	89%	90%	86%	86%
BRAC Installations					
Achieve RIP/RC at all Legacy BRAC IRP sites by the end of FY15	86%	86%	87%	88%	88%
Achieve RIP/RC at all BRAC 2005 IRP sites by the end of FY14	66%	62%	47%	54%	61%
FUDS Properties					
Reduce risk or achieve RIP/RC at all high relative risk IRP sites by the end of FY07	48%	50%	54%	55%	59%
Reduce risk or achieve RIP/RC at all medium relative risk IRP sites by the end of FY11	43%	46%	50%	52%	52%
Reduce risk or achieve RIP/RC at all low relative risk IRP sites by the end of FY20	44%	43%	52%	56%	58%
Achieve RIP/RC at all IRP sites by the end of FY20	67%	68%	70%	71%	72%
Military Munitions Response Program					
Active Installations					
Complete PAs at all MRSs by the end of FY07 [†]	70%	96%	95%	97%	96%
Complete SIs at all MRSs by the end of FY10 [†]	24%	29%	51%	72%	97%
Achieve RIP/RC at all MRSs by the end of FY20	17%	23%	34%	43%	38%
BRAC Installations					
Achieve RIP/RC at all Legacy BRAC MRSs by the end of FY09	38%	63%	67%	68%	70%
Achieve RIP/RC at all BRAC 2005 MRSs by the end of FY17	0%	20%	27%	33%	39%
FUDS Properties					
Complete PAs at all MRSs by the end of FY07	99%	99%	99%	96%	98%
Complete SIs at all MRSs by the end of FY10	34%	45%	58%	67%	84%

* The Department considers a goal to be met when it achieves a 95 percent completion rate

† New sites added to the inventory after FY08 are not subject to the relative risk reduction or PA and SI completion goals

RC at all high relative risk sites by FY07 as planned, it is still working aggressively to reduce risk at the remaining sites. These sites generally pose significant challenges due to their complexity.

DoD strives to reduce risk by achieving RIP/RC at all medium relative risk sites by the end of FY11 and at all low relative risk sites by the end of FY14. DoD increased the percentage of sites achieving RIP/RC at medium relative risk sites from 52 percent in FY06 to 75 percent in FY10. DoD also increased the percentage of sites achieving RIP/RC at low relative risk sites from 59 percent in FY06 to 77 percent in FY10 (Figure 6-4).

The Department is successfully moving sites through the investigation and cleanup phases. This is evidenced in FY10 by DoD increasing the number of sites achieving RC by 455 (Figure 6-5).

DoD is working toward achieving RIP/RC at all active IRP sites by the end of FY14. Between FY09 and FY10, the Department made progress reducing risk and achieving RIP/RC at medium and low relative risk sites. The overall percentage of sites achieving RIP/RC remained at 86 percent because new sites, some of which were not evaluated using the RRSE, were added to the inventory in FY10.

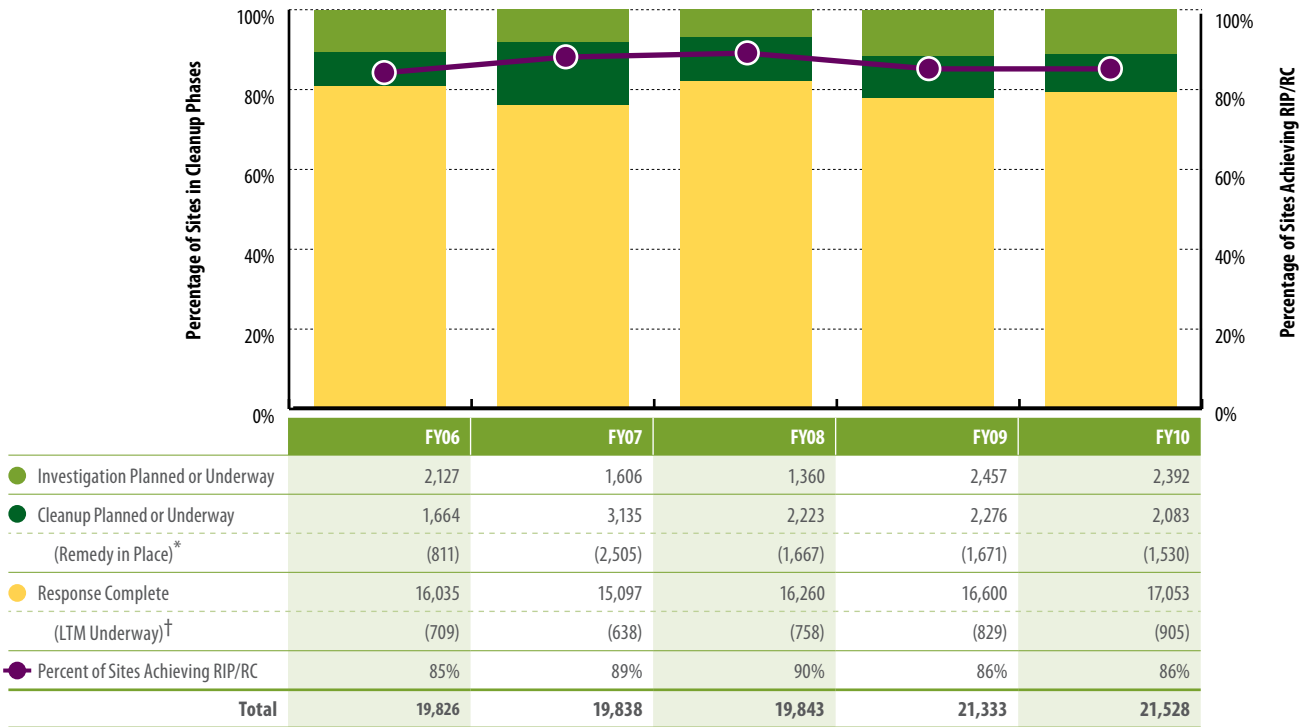
Appendix D, Section 6 contains IRP performance data at active installations by DoD Component.

BRAC Installations

Through FY10, DoD identified 5,127 IRP sites on BRAC installations.

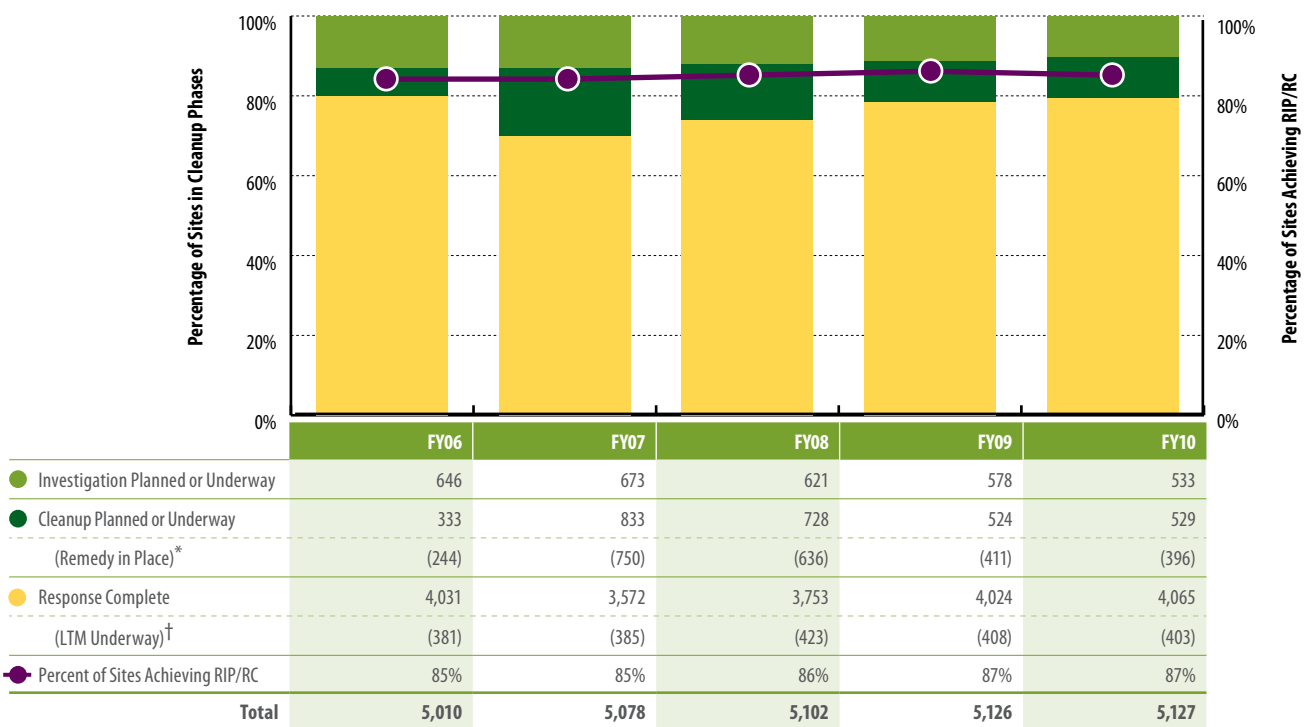
DoD's goal is to achieve RIP/RC at all Legacy BRAC IRP sites by the end of FY15. Between FY06 and FY10, DoD

Figure 6-5 DoD IRP Site Status at Active Installations by Cleanup Phase



* Remedy in Place is a subset of Cleanup Planned or Underway.
 † LTM is a subset of Response Complete.

Figure 6-6 DoD IRP Site Status at Legacy BRAC and BRAC 2005 Installations by Cleanup Phase



* Remedy in Place is a subset of Cleanup Planned or Underway.
 † LTM is a subset of Response Complete.

Figure 6-7 DoD IRP Site Status at FUDS Properties by Cleanup Phase



* Remedy in Place is a subset of Cleanup Planned or Underway.
 † LTM is a subset of Response Complete.

increased the percentage of Legacy BRAC sites at RIP/RC from 86 percent to 88 percent (Figure 6-4).

Through FY10, DoD achieved RIP/RC at 61 percent of all BRAC 2005 sites, an increase from 54 percent in FY09. Despite this progress, the proportion of BRAC 2005 sites achieving RIP/RC fell from 66 percent in FY06 (Figure 6-4). The reason for this decrease is that between FY06 and FY10, the BRAC 2005 inventory increased by 79 sites, or 33 percent. The actual number of sites achieving RIP/RC between FY06 and FY10 did not decrease.

DoD has been aggressively moving Legacy BRAC and BRAC 2005 sites through the cleanup process. This means that sites moved through the investigation and cleanup phases to achieve RIP/RC. Between FY06 and FY10, DoD increased the number of Legacy BRAC and BRAC 2005 IRP sites achieving RIP/RC by 186 sites (Figure 6-6).

Another noteworthy achievement is the transfer of BRAC property through ETA. In FY10, the Army transferred a total of 14,298 acres through ETA at the Lone Star Army

Ammunition Plant in Texas. Through FY10, the Department has transferred over 30,000 acres through ETA.

Appendix D, Section 6 contains IRP performance data at BRAC installations by DoD Component.

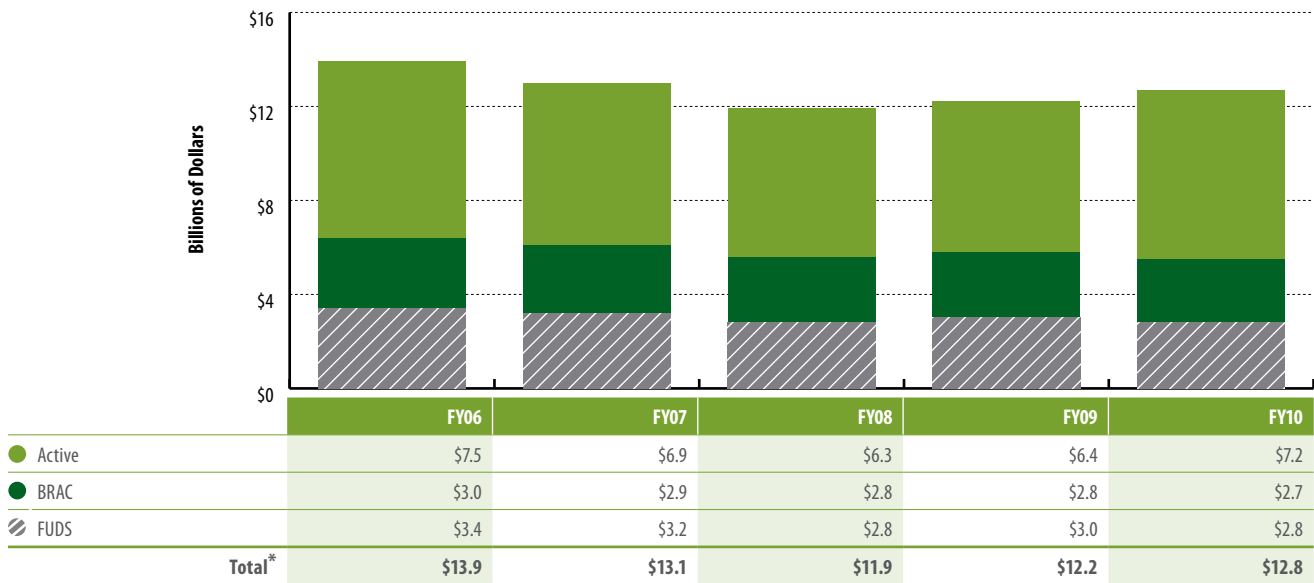
FUDS Properties

Through FY10, DoD identified 2,921 IRP sites on FUDS properties.

Between FY06 and FY10, the Department increased the percentage of high relative risk sites achieving RIP/RC from 48 percent to 59 percent (Figure 6-4). While DoD did not achieve RIP/RC at all high relative risk sites by FY07 as planned, it is still working to reduce risk at the remaining sites. These sites generally pose significant challenges due to their complexity.

DoD is effectively moving sites on FUDS properties through the investigation and cleanup phases to achieve RIP/RC. Between FY06 and FY10, DoD decreased the percentage of sites in the investigation phase from 22 percent to 17 percent. During the same period, the Department also

Figure 6-8 DoD IRP CTC Estimates at Active Installations, BRAC Installations, and FUDS Properties (Billions of Dollars)[†]



* Subtotals may not add to total due to rounding.

† Funding represents site-level data and does not include management and support costs not directly attributable to specific sites.

increased the percentage of sites achieving RIP/RC from 67 percent to 72 percent. Between FY09 and FY10, DoD increased the number of sites achieving RIP/RC on FUDS properties by 88 sites (Figure 6-7).

Appendix D, Section 6 contains IRP performance data at FUDS properties.

CTC

In FY10, DoD estimated the CTC to be \$12.8 billion for IRP cleanup.

Between FY09 and FY10, DoD increased the CTC estimates for IRP cleanup by five percent. Despite this increase, DoD decreased the CTC estimates by eight percent since FY06 (Figure 6-8). This downward trend in IRP CTC estimates reflects DoD’s success in moving sites through the cleanup phases to achieve RIP/RC.

Appendix D, Section 6 contains IRP CTC data by DoD Component.

Military Munitions Response Program

DoD:

- Achieved its goal by completing site inspections at **97 percent** of MRSs at active installations by FY10
- Decreased the MMRP CTC estimates on active installations, BRAC installations, and FUDS properties by **11 percent**
- Increased the percentage of MRSs on FUDS properties achieving RIP/RC from **29 percent** in FY06 to **38 percent** in FY10

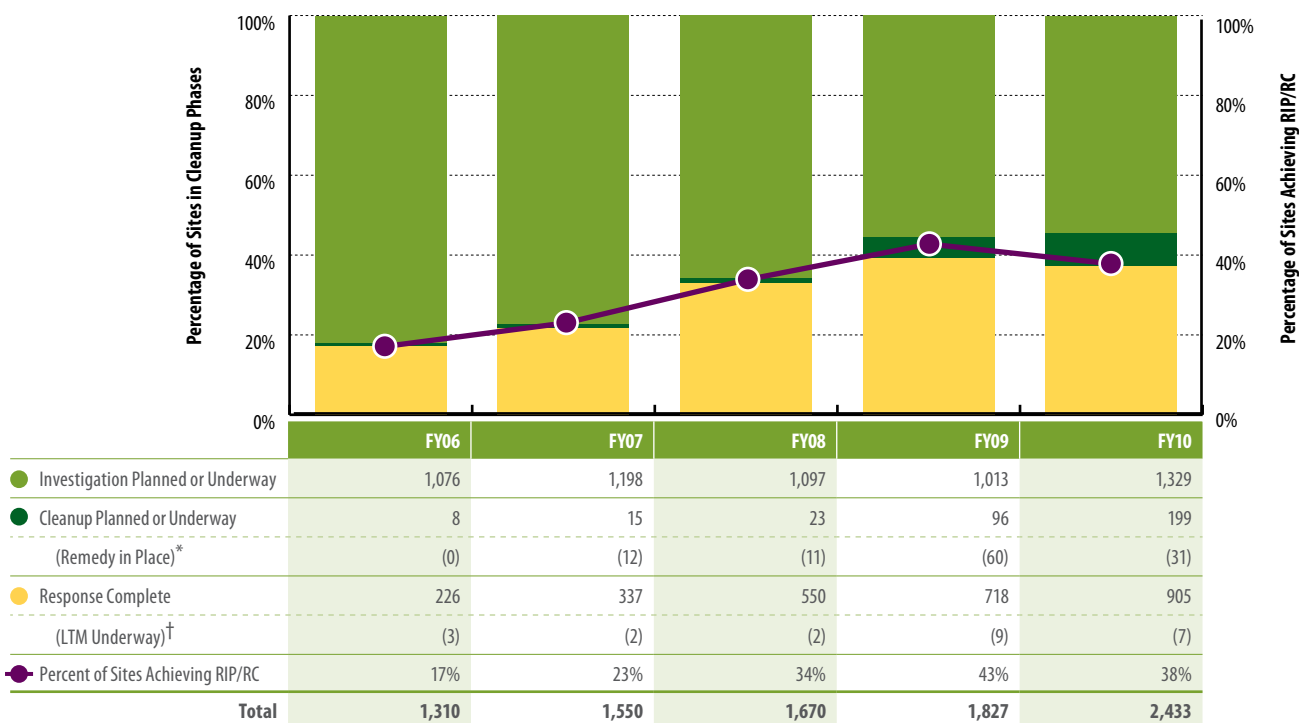
Active Installations

Through FY10, DoD identified 2,433 MRSs on active installations, a 33 percent increase from FY09 (Figure 6-9).

In FY10, the number of MRSs increased because:

- the Army added the National Guard Bureau non-DoD owned, non-operational defense sites to its MRS inventory
- the Air Force is conducting an additional inventory of its MMRP, which resulted in the identification of new MRSs
- the Air Force is also splitting MRSs into smaller sites to put uncontaminated sites back to use

Figure 6-9 DoD MRS Status at Active Installations by Cleanup Phase



* Remedy in Place is a subset of Cleanup Planned or Underway.

† LTM is a subset of Response Complete.

DoD’s MMRP goals include completing PAs at all MRSs by the end of FY07 and completing SIs at all MRSs by the end of FY10. Through FY10, DoD completed PAs at 96 percent of MRSs. Between FY09 and FY10, DoD increased the percentage of SIs completed at MRSs from 72 percent to 97 percent, achieving its goal (Figure 6-4).

Between FY06 and FY10, DoD continued moving sites through the investigation and cleanup phases to achieve RIP/RC. During this time, the Department increased the percentage of MRSs achieving RIP/RC from 17 percent to 38 percent at active installations (Figure 6-9).

Between FY09 and FY10, the number of sites achieving RIP/RC increased by 158 sites; however, the percentage of sites achieving RIP/RC decreased because the MRS inventory increased.

Appendix D, Section 6 contains MMRP performance data at active installations by DoD Component.

BRAC Installations

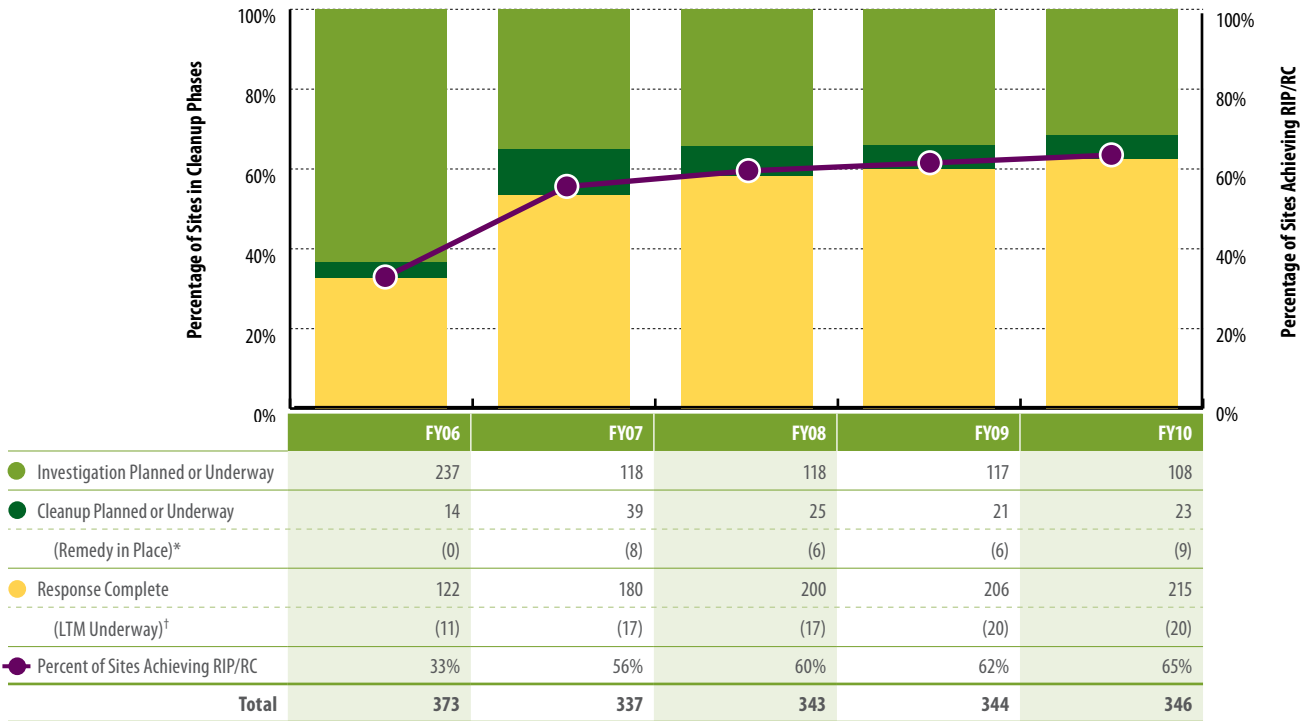
Through FY10, DoD identified 346 MRSs on BRAC installations.

Between FY06 and FY10, DoD increased the percentage of sites achieving RIP/RC at Legacy BRAC MRSs from 38 percent to 70 percent (Figure 6-4). DoD did not achieve RIP/RC at all Legacy BRAC MRSs by the end of FY09 as planned. While the Department did not meet this goal, it continues working to reduce risk at these sites, which pose challenges due to their complexity.

DoD’s goal is to achieve RIP/RC at all BRAC 2005 MRSs by the end of FY17. Between FY09 and FY10, DoD increased the percentage of MRSs achieving RIP/RC from 33 percent to 39 percent at BRAC 2005 installations (Figure 6-4). DoD is showing continual progress toward meeting its goal in the next seven years.

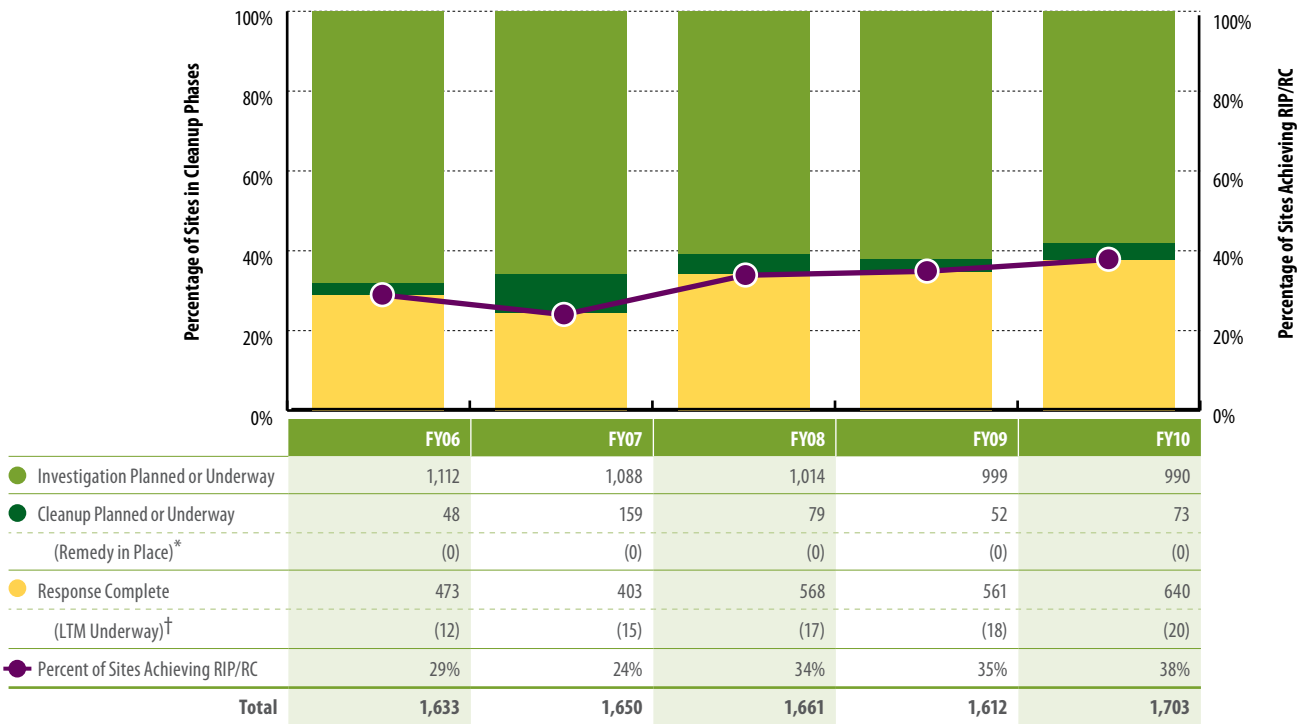
Between FY06 and FY10, DoD demonstrated it is successfully moving MRSs through the investigation and cleanup phases at Legacy BRAC and BRAC 2005 installations. During this time, the Department decreased the percentage of MRSs

Figure 6-10 DoD MRS Status at Legacy BRAC and BRAC 2005 Installations by Cleanup Phase



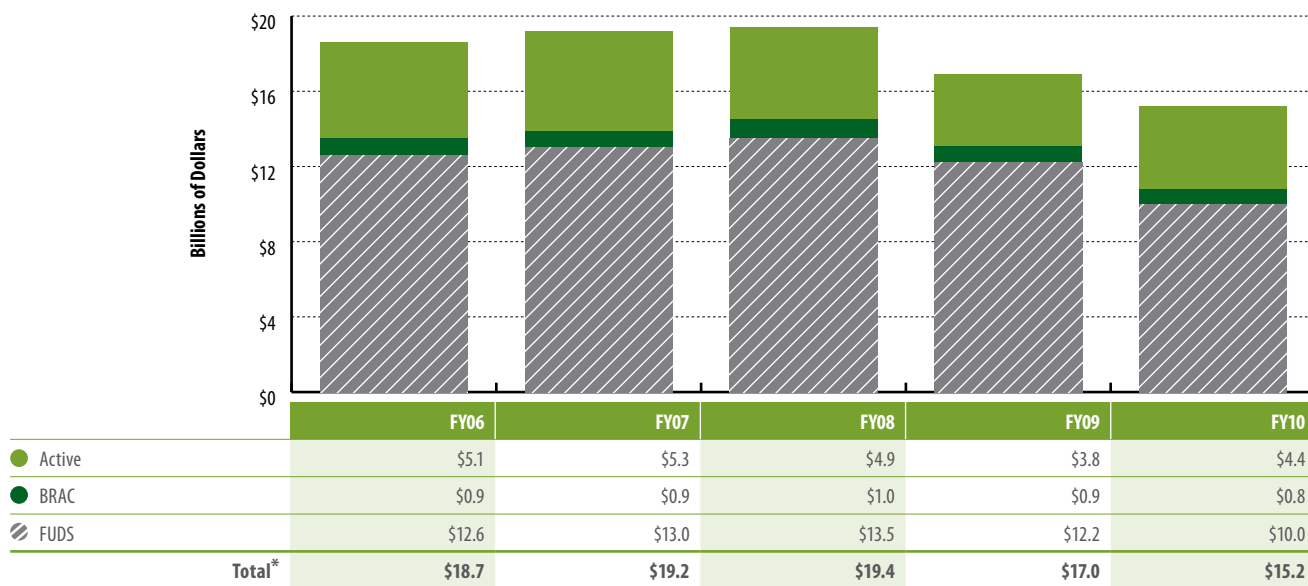
* Remedy in Place is a subset of Cleanup Planned or Underway.
 † LTM is a subset of Response Complete.

Figure 6-11 DoD MRS Status at FUDS Properties by Cleanup Phase



* Remedy in Place is a subset of Cleanup Planned or Underway.
 † LTM is a subset of Response Complete.

Figure 6-12 DoD MMRP CTC Estimates at Active Installations, BRAC Installations, and FUDS Properties (Billions of Dollars)[†]



* Subtotals may not add to total due to rounding.

† Funding represents site-level data and does not include management and support costs not directly attributable to specific sites.

in the investigation phase from 64 percent to 31 percent. This corresponds to an increase in the percentage of MRSs achieving RIP/RC from 33 percent to 65 percent during the same time period (Figure 6-10).

Appendix D, Section 6 contains MMRP performance data at BRAC installations by DoD Component.

FUDS Properties

Through FY10, DoD identified 1,703 MRSs on FUDS properties.

DoD completed PAs at 98 percent of MRSs on FUDS properties to date. Between FY09 and FY10, DoD increased the percentage of SIs completed from 67 percent to 84 percent (Figure 6-4). However, DoD did not meet its goal of completing SIs at all MRSs on FUDS properties by the end of FY10. The FUDS inventory has significantly increased since this goal was established in FY04. The additional MRSs, as well as the challenging task of obtaining rights of entry from current land owners, have caused a delay in meeting the goal. In an effort to complete SIs at the remaining MRSs in the current inventory, the Army established an internal timeline to ensure that it completes SIs at FUDS properties by FY13.

DoD is making progress cleaning up MRSs on FUDS properties. Between FY06 and FY10, DoD decreased the percentage of MRSs in the investigation phase from 68 percent to 58 percent. During this same period, DoD increased the percentage of MRSs achieving RIP/RC from 29 percent to 38 percent (Figure 6-11).

Appendix D, Section 6 contains MMRP performance data at FUDS properties.

CTC

In FY10, DoD estimated the CTC for MMRP cleanup to be \$15.2 billion.

Between FY09 and FY10, DoD decreased the CTC estimates for MMRP cleanup by 11 percent. DoD has decreased the CTC estimates by 19 percent since FY06 (Figure 6-12). This downward trend in MMRP CTC estimates reflects DoD's success in moving sites through the cleanup phases to achieve RIP/RC.

Appendix D, Section 6 contains MMRP CTC performance data by DoD Component.

Technology

Technology is an important part of the MMRP. The application of innovative, effective environmental technologies can improve cleanup efficiency, resulting in reduced risk and accelerated completion of the program. DoD supports research and development programs focusing on technologies to improve the safety, efficiency, and cost-effectiveness of munitions cleanup. Information on the specific technologies to advance the MMRP can be found at the Strategic Environmental Research and Development Program and Environmental Security Technology Certification Program Web site:

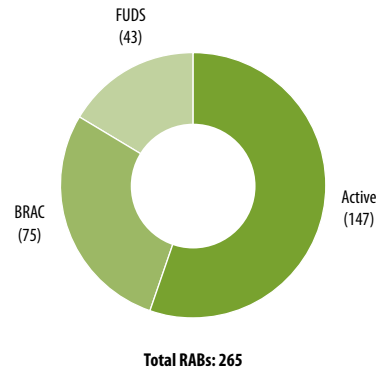
<http://serdp-estcp.org/>

Cost Recovery

Installations report the amount of cleanup costs recovered in the reporting year and the amount recovered cumulatively through FY10. DoD recovered \$20.3 million in cleanup costs in FY10. The Department has recovered approximately \$578 million cumulatively through FY10.

Appendix D, Section 6 contains Cost Recovery data by DoD Component.

Figure 6-13 Total Number of RABs



Restoration Partnerships

RABs

DoD currently maintains 265 RABs on active installations, BRAC installations, and FUDS properties (Figure 6-13).

DoD has supported a consistent number of RABs since it established the program in FY94. In FY10, DoD established three RABs and adjourned one RAB at Fort Richardson, Alaska (Figure 6-14).

In FY10, DoD spent \$3.5 million to support RABs, which represents an 18 percent increase since the previous year. Expenditures vary from year to year, based on community interest and participation, as well as cleanup requirements.

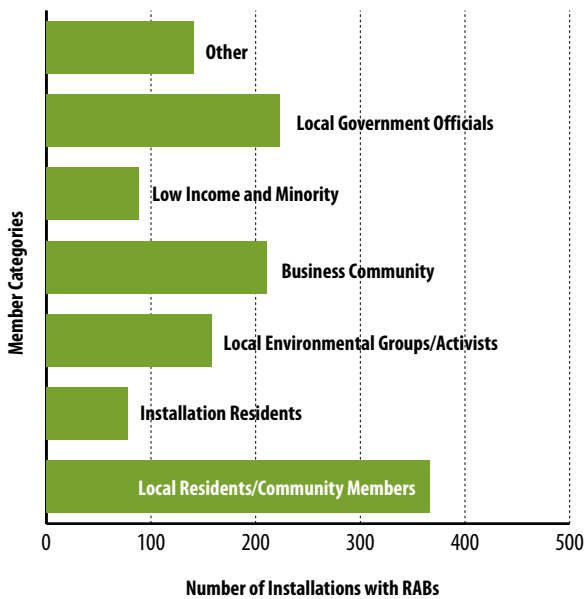
Figure 6-14 RABs Established and Adjourned in FY10

Installation Name	FFID	DoD Component	Established/Adjourned
Yuma Proving Ground	AZ921412099100	Army	Established
NSA Andersen Guam	GU917309951900	Navy	Established
San Diego Naval Training Center	CA917002320200	Navy	Established
Fort Richardson, AK	AK021452215700	Army	Adjourned

Figure 6-15 RABs Awarded TAPP Funding in FY10 (Actual Dollars)

Installation Name	FFID	TAPP Amount
Army		
Picatiny Arsenal	NJ221382070400	\$20,672
Navy		
Calverton NWIRP	NY217002379400	\$24,950
Formerly Used Defense Sites		
Kinchloe AFB	MI59799F226000	\$24,300
Total		\$69,922

Figure 6-16 FY10 RAB Community Membership (Participation by Category)



DoD may provide TAPP Grants to support technology assessments, relative risk site evaluations, health risk evaluations, and technical training and other support. In FY10, two DoD installations and one FUDS property received TAPP grants for their respective RABs, totaling \$69,922 (Figure 6-15).

In FY10, local residents, local government officials, and business community members made up a majority of RAB participants (Figure 6-16). The DoD Components report that most RABs advised DoD on the scope of environmental or public health studies. RABs also commonly provided input to prioritizing sites and selecting cleanup activities (Figure 6-17). RABs review plans and technical documents, and provide comments or advice as their two primary activities, a similar trend to FY09 (Figure 6-18).

Appendix D, Section 6 contains data on the number of RABs by DoD Component.

DSMOA

Since 1986, DoD signed 53 DSMOAs with 48 states, 4 U.S. territories, and the District of Columbia. Only Arkansas, North Dakota, and the Virgin Islands have not signed DSMOAs. Of the 53 eligible partners, 52 have signed CAs for the FY08-FY10 funding period. The Navy signed two CAs, with California and West Virginia, outside the DSMOA program for the FY08-FY10 period.

Figure 6-17 FY10 Advice Provided by RABs (Participation by Category)

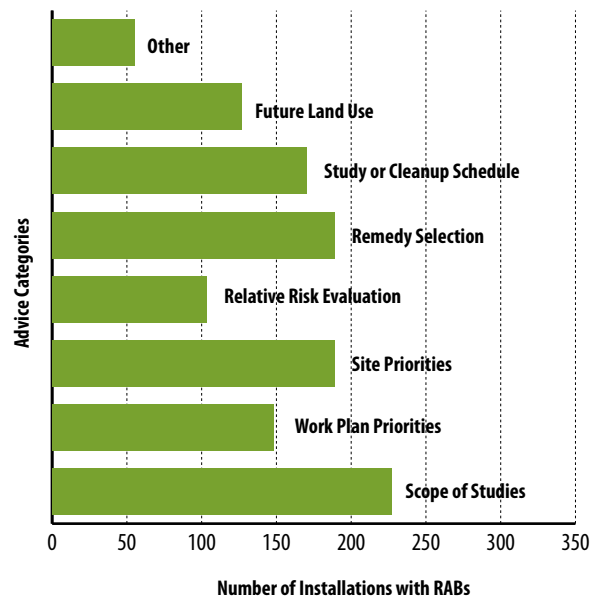
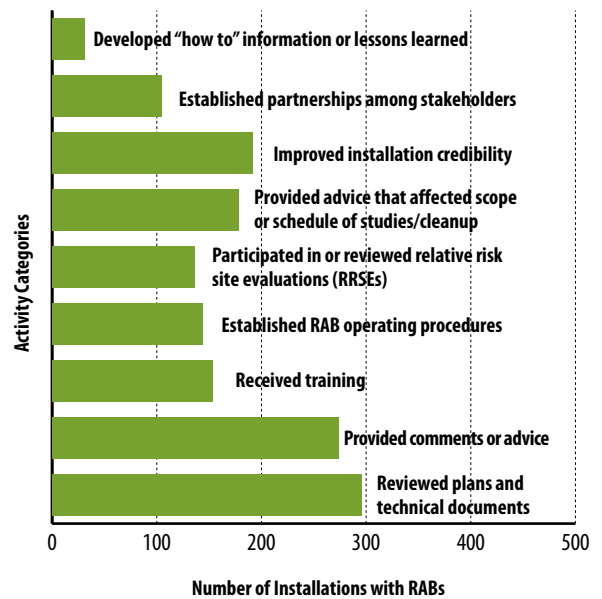


Figure 6-18 FY10 Primary RAB Activities (Participation by Category)



In FY10, DoD reimbursed \$27 million through DSMOA (Figure 6-19). An overview of FY10 DSMOA reimbursements by state and U.S. territory appears in Figure 6-20.

Chapter 6: Restoration

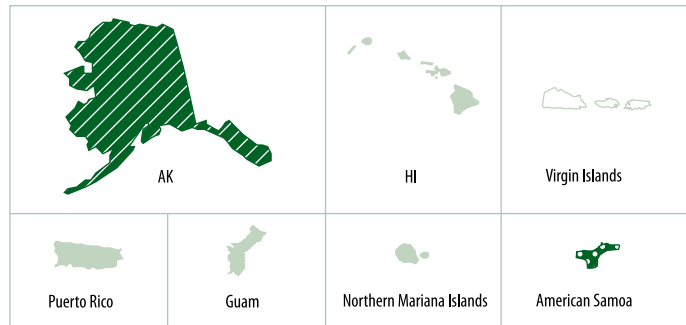
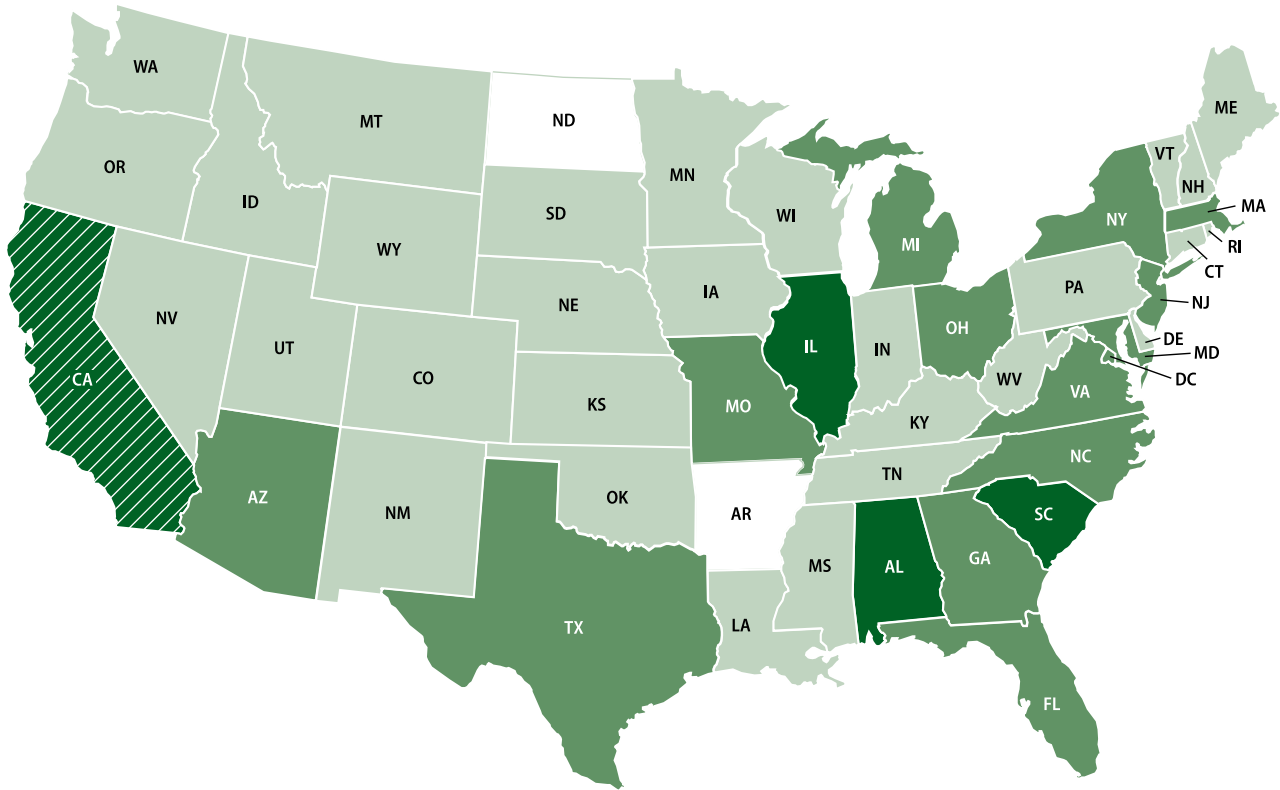
Figure 6-19 DSMOA and Cooperative Agreement Status (Actual Dollars)

State/Territory	DSMOA Signed (mm/dd/yy)	CA Application Signed (mm/dd/yy)	FY10 DSMOA Reimbursements
Alabama	5/29/90	5/10/10	\$1,772,355
Alaska	6/4/90	5/10/10	\$2,142,157
American Samoa	7/10/91	N/A	\$0
Arizona	3/13/91	5/6/10	\$541,291
Arkansas	N/A	N/A	N/A
California	5/31/90	5/10/10	\$5,920,045
Colorado	10/18/93	4/21/10	\$424,439
Connecticut	4/23/98	5/10/10	\$0
Delaware	2/26/90	4/22/10	\$0
District of Columbia	5/9/94	5/6/10	\$599,062
Florida	6/14/90	4/22/10	\$739,474
Georgia	5/8/90	4/29/10	\$597,648
Guam	11/27/91	4/29/10	\$60,823
Hawaii	9/10/91	4/16/10	\$263,761
Idaho	2/6/91	4/21/10	\$188,910
Illinois	12/17/92	4/19/10	\$1,312,153
Indiana	4/17/91	5/11/10	\$105,780
Iowa	2/1/08	4/19/10	\$36,915
Kansas	8/6/92	4/11/10	\$317,794
Kentucky	6/6/91	4/20/10	\$109,792
Louisiana	11/13/91	4/20/10	\$62,528
Maine	6/24/91	4/22/10	\$457,210
Maryland	11/26/90	4/16/10	\$672,444
Massachusetts	10/18/91	5/6/10	\$901,935
Michigan	8/27/92	4/22/10	\$980,622
Minnesota	6/29/91	5/4/10	\$332,542
Mississippi	10/13/89	5/11/10	\$200,075
Missouri	5/22/91	4/26/10	\$704,745
Montana	4/17/98	4/20/10	\$76,197
Nebraska	9/29/92	4/19/10	\$158,084
Nevada	9/12/90	4/16/10	\$330,345
New Hampshire	1/22/93	4/16/10	\$201,231
New Jersey	4/3/92	5/12/10	\$561,810
New Mexico	6/12/90	4/21/10	\$125,277
New York	6/6/91	4/20/10	\$603,459
North Carolina	6/6/91	4/20/10	\$620,977
North Dakota	N/A	N/A	N/A
Northern Mariana Islands	10/18/91	5/28/10	\$0
Ohio	10/6/92	4/20/10	\$516,330
Oklahoma	12/28/92	4/19/10	\$165,279
Oregon	6/30/04	5/6/10	\$50,325
Pennsylvania	4/14/94	5/3/10	\$144,452
Puerto Rico	2/4/91	5/11/10	\$370,830
Rhode Island	9/26/91	4/29/10	\$252,340

Figure 6-19, cont. DSMOA and Cooperative Agreement Status (Actual Dollars)

State/Territory	DSMOA Signed (mm/dd/yy)	CA Application Signed (mm/dd/yy)	FY10 DSMOA Reimbursements
South Carolina	5/8/91	4/20/10	\$1,169,751
South Dakota	10/25/91	4/15/10	\$105,029
Tennessee	6/2/92	4/21/10	\$232,812
Texas	4/8/91	4/20/10	\$562,477
Utah	11/11/98	4/21/10	\$376,494
Vermont	6/22/90	5/10/10	\$29,218
Virgin Islands	N/A	N/A	N/A
Virginia	8/31/90	4/19/10	\$634,623
Washington	2/3/94	1/1/10	\$0
West Virginia	5/24/90	5/10/10	\$8,894
Wisconsin	7/22/92	4/19/10	\$126,732
Wyoming	6/27/90	4/20/10	\$196,510
Total			\$27,063,976

Figure 6-20 FY10 DSMOA Reimbursements by State and U.S. Territory



- Greater than \$2 million
- Greater than \$1 million and less than or equal to \$2 million
- Greater than \$500,000 and less than or equal to \$1 million
- Less than or equal to \$500,000
- Signed DSMOA; No Cooperative Agreement
- No DSMOA or Cooperative Agreement

A Acronyms

Appendix A: Acronyms

AAP	Army Ammunition Plant	DDT	Dichlorodiphenyltrichloroethane
AD	Army Depot	DEIC	Defense Environmental International Cooperation
AFB	Air Force Base	DENIX	Defense Environmental Network and Information eXchange
AFP	Air Force Plant	DEP	Defense Environmental Programs
AFRPA	Air Force Real Property Agency	DEP ARC	Defense Environmental Programs Annual Report to Congress
ANG	Air National Guard	DESC	Defense Energy Support Center
AOC	Area of Concern	DLA	Defense Logistics Agency
ARB	Air Reserve Base	DMM	Discarded Military Munitions
ARC	Annual Report to Congress	DNAPL	Dense Nonaqueous Phase Liquid
ARS	Air Reserve Station	DNE	Determined not eligible for listing
AST	Aboveground Storage Tank	DNR	Designation rescinded for NHLI/NHLC/NREI/NREC National Registry property
BD/DR	Building Demolition and Debris Removal	DNSC	Defense National Stockpile Center
BIA	Bureau of Indian Affairs	DoD	Department of Defense
BRAC	Base Realignment and Closure	DoDD	Department of Defense Directive
BTEX	Benzene, Toluene, Ethylbenzene, and Xylene	DoDI	Department of Defense Instruction
C&D	Construction and Demolition	DOE	Department of Energy
CA	Cooperative Agreements	DOI	Department of the Interior
CAA	Clean Air Act	DOJ	Department of Justice
CAP	Corrective Action Plan	DON	Department of the Navy
CD	Chemical Depot	DP	Disposal Pit
CERCLA	Comprehensive Environmental Response, Compensation and Liability Act	DPG	Defense Planning Guidance
CFC	Chlorofluorocarbon	DRMO	Defense Reutilization and Marketing Office
CFR	Code of Federal Regulations	DSC	Defense Supply Center
CMI	Corrective Measures Implementation	DSMOA	Defense State Memorandum of Agreement
CMS	Corrective Measures Study	DTRA	Defense Threat Reduction Agency
CO	Carbon Monoxide	DWCF	Defense Working Capital Fund
CO₂	Carbon Dioxide	DWFP	Defense Warfighter Protection
CON/HTRW	Containerized Hazardous, Toxic and Radioactive Waste	ECP	Environmental Condition of Property
CTC	Cost-to-Complete	EE/CA	Engineering Evaluation and Cost Analysis
CWA	Clean Water Act	ELPA	Eligible for the purposes of a program alternative
CWM	Chemical Weapons Materiel	EMS	Environmental Management System
CY	Calendar Year	E.O.	Executive Order
DD	Decision Document		
DDD	Defense Distribution Depot		

EPA	Environmental Protection Agency	ICRMP	Integrated Cultural Resource Management Plan
EPCRA	Emergency Planning and Community Right-to-Know Act	INPR	Inventory Project Report
ER	Environmental Restoration	INRMP	Integrated Natural Resource Management Plan
ESA	Endangered Species Act	IRA	Interim Remedial Action
ESCA	Environmental Services Cooperative Agreement	IRP	Installation Restoration Program
ESI	Expanded Site Inspection	ISWM	Integrated Solid Waste Management
ESOH	Environmental, Safety, and Occupational Health	JGEnvAtt	Joint Group on Environmental Attributes
ESS	Explosives Safety Submission	LF	Landfill
ESTCP	Environmental Security Technology Certification Program	LTM	Long-term Management
ETA	Early Transfer Authority	LUC	Land Use Control
EU	European Union	MC	Munitions Constituents or Mission Critical
FAA	Federal Aviation Administration	MCAS	Marine Corps Air Station
FAR	Federal Acquisition Regulation	MCB	Marine Corps Base
FFA	Federal Facility Agreement	MCL	Maximum Contaminant Level
FFID	Federal Facility Identifier	MCLB	Marine Corps Logistics Base
FFS	Focused Feasibility Study	MCRAD	Military Cultural Resources Analysis Database
FGS	Final Governing Standards	MDA	Missile Defense Agency
FISC	Fleet Industrial Supply Center	MDNC	Mission Dependent, Not Critical
FMR	Financial Management Regulation	MEC	Munitions and Explosives of Concern
FOSL	Finding of Suitability to Lease	MEK	Methyl Ethyl Ketone
FOST	Finding of Suitability to Transfer	MilCon	Military Construction
FP	Fire Pit	MMRP	Military Munitions Response Program
FPTA	Fire Pit Training Area	MNA	Monitored Natural Attenuation
FS	Feasibility Study	MOA	Memorandum of Agreement
FT	Fire Training	MOU	Memorandum of Understanding
FTA	Fire Training Area	MRA	Munitions Response Area
FUDS	Formerly Used Defense Site	MRS	Munitions Response Site
FY	Fiscal Year	MRSPP	Munitions Response Site Prioritization Protocol
GIS	Geographic Information System	MTBE	Methyl Tertiary Butyl Ether
HAP	Hazardous Air Pollutant	NAF	Naval Air Facility
HAZMAT	Hazardous Material	NALEMP	Native American Lands Environmental Mitigation Program
HQMC	Headquarters, Marine Corps	NAS	Naval Air Station
HRS	Hazard Ranking System	NASA	National Aeronautics and Space Administration
HTRW	Hazardous, Toxic, and Radioactive Waste	NAVFAC	Naval Facilities Engineering Command
IAG	Interagency Agreement	NAWC	Naval Air Warfare Center

Appendix A: Acronyms

NAWS	Naval Air Weapons Station	PA	Preliminary Assessment
NCAW	Net Chemical Agent Weight	PAH	Polyaromatic Hydrocarbons
NCE	Non-contributing element of NHL/NRL/NRE district	Pb	Lead
NCS	Naval Communication Station	PBC	Performance-Based Contracting
NDAA	National Defense Authorization Act	PCB	Polychlorinated Biphenyl
NEPA	National Environmental Policy Act	PM	Particulate Matter
NEV	Not yet evaluated	POL	Petroleum, Oil, and Lubricants
NFRAP	No Further Remedial Action Planned	POTW	Publicly Owned Treatment Works
NHLC	Contributing element to a national historic landmark district	PP	Proposed Plan
NHLI	Individually listed national historic landmark	PRAP	Proposed Remedial Action Plan
NHO	Native Hawaiian Organizations	PROC	Procurement
NHPA	National Historic Preservation Act	PRP	Potentially Responsible Party
NIM	Natural Infrastructure Management	QRP	Qualified Recycling Program
NHPA	National Historic Preservation Act	RAB	Restoration Advisory Board
NO_x	Nitrogen Oxide	RAC	Remedial Action Construction
NPDES	National Pollution Discharge Elimination System	RA-C	Risk Assessment Code
NPL	National Priorities List	RACR	Remedial Action Completion Report
NRC	Nuclear Regulatory Commission	RA-O	Remedial Action Operation
NREC	Eligible as a contributing element to an eligible National Register district	RAP	Remedial Action Plan
NREI	Individually eligible for the National Register	RC	Response Complete
NRLC	Contributing element to a National Register district	RCRA	Resource Conservation and Recovery Act
NRLI	Individually-listed on the National Register	RDT&E	Research, Development, Testing, and Evaluation
NS	Naval Station	RDX	Royal Demolition eXplosive
NSWC	Naval Surface Warfare Center	REPI	Readiness and Environmental Protection Initiative
NSY	Naval Shipyard	RFA	RCRA Facility Assessment
NTC	Naval Training Center	RFI	RCRA Facility Investigation
NWIRP	Naval Weapons Industrial Reserve Plant	RI	Remedial Investigation
NWS	Naval Weapons Station	RIP	Remedy in Place
O&M	Operations and Maintenance	ROD	Record of Decision
O₃	Ozone	RRSE	Relative Risk Site Evaluation
OB/OD	Open Burning/Open Detonation	RSE	Removal Site Evaluation
OSD	Office of the Secretary of Defense	SAIA	Sikes Act Improvement Act
OU	Operable Unit	SARA	Superfund Amendments and Reauthorization Act
		SDWA	Safe Drinking Water Act

SERDP	Strategic Environmental Research and Development Program
SI	Site Inspection
SO₂	Sulfur Dioxide
SS	Spill Site
SSPP	Strategic Sustainability Performance Plan
SVE	Soil Vapor Extraction
SVOC	Semivolatile Organic Compounds
SWMU	Solid Waste Management Unit
TCE	Trichloroethylene
TNT	Trinitrotoluene
TRI	Toxics Release Inventory
TSCA	Toxic Substances Control Act
USACE	U.S. Army Corps of Engineers
U.S.C.	United States Code
USDA	U.S. Department of Agriculture
USD(AT&L)	Under Secretary of Defense for Acquisition, Technology, and Logistics
USFWS	U.S. Fish and Wildlife Service
USGS	U.S. Geological Survey
UST	Underground Storage Tank
UXO	Unexploded Ordnance
VOC	Volatile Organic Compound
WP	Waste Pit

Appendix A: Acronyms

B Index of Figures

Defense Environmental Funding

Figure 1-1	DoD Environmental Funding by Program Area.....	3
Figure 1-2	DoD Environmental Funding by Appropriation (Includes Environmental Technology).....	3
Figure 1-3	DoD Natural and Cultural Resources Recurring and Nonrecurring Funding.....	4
Figure 1-4	DoD Natural and Cultural Resources Nonrecurring Funding.....	5
Figure 1-5	DoD Compliance Recurring and Nonrecurring Funding.....	6
Figure 1-6	DoD Compliance Nonrecurring Funding.....	6
Figure 1-7	DoD Pollution Prevention Recurring and Nonrecurring Funding.....	7
Figure 1-8	DoD Pollution Prevention Nonrecurring Funding.....	8
Figure 1-9	DoD ER Funding by Cleanup Phase.....	9
Figure 1-10	DoD ER IRP and MMRP Funding.....	10
Figure 1-11	DoD BRAC Restoration Funding by Cleanup Phase.....	10
Figure 1-12	DoD BRAC IRP and MMRP Funding.....	11
Figure 1-13	DoD Environmental Technology Funding.....	12
Figure 1-14	DoD Overseas Environmental Funding.....	13
Figure 1-15	DoD Miscellaneous Environmental Programs Funding.....	14

Natural Resources

Figure 2-1	INRMP Funding.....	17
Figure 2-2	INRMP Progress.....	17

Cultural Resources

Figure 3-1	ICRMP Progress.....	20
Figure 3-2	DoD Cultural Resources Metrics per DoDI 4715.16.....	21
Figure 3-3	Historic Property Data Reported by DoD's Real Property Asset Database.....	22

Compliance

Figure 4-1	DoD Criteria Pollutant Emissions from Stationary Sources (U.S. and Territories & Overseas).....	27
Figure 4-2	DoD Hazardous Air Pollutants from Stationary Sources (U.S. and Territories & Overseas).....	27
Figure 4-3	Percent of DoD Clean Water Pollution Control Permits Compliant with Clean Water Act (U.S. and Territories).....	29

Figure 4-4	Percent of DoD Facilities Discharging Wastewater that are Compliant with Final Governing Standards (Overseas).....	29
Figure 4-5	Percent of DoD Population Served by DoD Public Water Systems in Compliance with Applicable Requirements (U.S. and Territories & Overseas).....	30
Figure 4-6	Number of Inspections and New Enforcement Actions (U.S. and Territories & Overseas).....	31
Figure 4-7	Number of New and Open DoD Enforcement Actions (U.S. and Territories & Overseas).....	31
Figure 4-8	Number of New Enforcement Actions by Statute (U.S. and Territories).....	32
Figure 4-9	DoD Monetary Fines and Penalties Assessed (Millions of Dollars).....	32

Pollution Prevention

Figure 5-1	DoD Non-Hazardous Solid Waste Progress, Excluding C&D Debris (Millions of Tons) (U.S. and Territories & Overseas).....	35
Figure 5-2	DoD C&D Debris Solid Waste Progress (Millions of Tons) (U.S. and Territories & Overseas).....	36
Figure 5-3	DoD Hazardous Waste Disposal (U.S. and Territories & Overseas).....	37
Figure 5-4	CY09 DoD TRI Releases and Transfers, Including Ranges.....	38
Figure 5-5	DoD TRI Reportable Quantities, Installations Only, U.S. and Territories (Pounds Released or Transferred).....	38
Figure 5-6	DoD TRI Reportable Quantities, Installations and Ranges, U.S. and Territories (Pounds Released or Transferred).....	38
Figure 5-7	CY09 Top 10 DoD TRI Chemicals, Installations and Ranges (U.S. and Territories).....	39
Figure 5-8	CY09 Top 10 DoD TRI Chemicals, Installations Only (U.S. and Territories).....	39
Figure 5-9	Change in CY05 Top 10 DoD TRI Chemicals, Installations and Ranges, U.S. and Territories (Pounds Released or Transferred).....	39
Figure 5-10	Change in CY05 Top 10 DoD TRI Chemicals, Installations Only, U.S. and Territories (Pounds Released or Transferred).....	40
Figure 5-11	CY09 Top 10 DoD TRI Facilities (U.S. and Territories).....	40
Figure 5-12	Change in CY05 Top 10 DoD TRI Facilities, U.S. and Territories (Pounds Released and Transferred).....	40

Restoration

Figure 6-1	Total Number of Restoration Sites by Property Type.....	43
Figure 6-2	Total Number of Restoration Sites by Program	43
Figure 6-3	DoD CERCLA Environmental Restoration Phases and Milestones	46
Figure 6-4	DoD Restoration Performance Goals and Progress.....	47
Figure 6-5	DoD IRP Site Status at Active Installations by Cleanup Phase.....	48
Figure 6-6	DoD IRP Site Status at Legacy BRAC and BRAC 2005 Installations by Cleanup Phase.....	48
Figure 6-7	DoD IRP Site Status at FUDS Properties by Cleanup Phase.....	49
Figure 6-8	DoD IRP CTC Estimates at Active Installations, BRAC Installations, and FUDS Properties (Billions of Dollars)	50
Figure 6-9	DoD MRS Status at Active Installations by Cleanup Phase.....	51
Figure 6-10	DoD MRS Status at Legacy BRAC and BRAC 2005 Installations by Cleanup Phase.....	52
Figure 6-11	DoD MRS Status at FUDS Properties by Cleanup Phase.....	52
Figure 6-12	DoD MMRP CTC Estimates at Active Installations, BRAC Installations, and FUDS Properties (Billions of Dollars)	53
Figure 6-13	Total Number of RABs.....	54
Figure 6-14	RABs Established and Adjourned in FY10.....	54
Figure 6-15	RABs Awarded TAPP Funding in FY10 (Actual Dollars)	54
Figure 6-16	FY10 RAB Community Membership (Participation by Category)	55
Figure 6-17	FY10 Advice Provided by RABs (Participation by Category)	55
Figure 6-18	FY10 Primary RAB Activities (Participation by Category)	55
Figure 6-19	DSMOA and Cooperative Agreement Status (Actual Dollars).....	56
Figure 6-20	FY10 DSMOA Reimbursements by State and U.S. Territory.....	58

DoD Components Backup Data

Figure D-1.1	Natural and Cultural Resources Budget Summary (Millions of Dollars)	D-2
Figure D-1.2	Compliance Budget Summary (Millions of Dollars)	D-5

Figure D-1.3	Pollution Prevention Budget Summary (Millions of Dollars)	D-11
Figure D-1.4	Restoration Budget Summary (Millions of Dollars)	D-15
Figure D-1.5	Overseas Budget Summary (Millions of Dollars)	D-20
Figure D-2.1	Natural Resources Program Performance	D-21
Figure D-2.2	Sikes Act Improvement Act	D-22
Figure D-3.1	DoD Cultural Resources: ICRMP Progress.....	D-29
Figure D-3.2	Cultural Resources Metrics per DoDI 4715.16.....	D-30
Figure D-3.3	Historic Property Data from DoD's Real Property Asset Database.....	D-34
Figure D-4.1	Criteria Pollutant Emissions from Stationary Sources (U.S. and Territories & Overseas) (Tons/Year)	D-41
Figure D-4.2	Hazardous Air Pollutants from Stationary Sources (U.S. and Territories & Overseas) (Tons/Year)	D-41
Figure D-4.3	Clean Water Pollution Control Permits Compliant with Clean Water Act (U.S. and Territories)	D-42
Figure D-4.4	Facilities Discharging Wastewater Compliant with Final Governing Standards (Overseas).....	D-43
Figure D-4.5	DoD Component Population Served by DoD Public Water Systems in Compliance with Applicable Requirements (U.S. and Territories & Overseas)	D-44
Figure D-4.6	Number of New and Open DoD Enforcement Actions (U.S. and Territories & Overseas)	D-44
Figure D-4.7	Number of New Enforcement Actions by Statute (U.S. and Territories)	D-45
Figure D-4.8	Number of Enforcement Actions by Media Area (Overseas).....	D-46
Figure D-4.9	Monetary Fines and Penalties Assessed (Thousands of Dollars).....	D-47
Figure D-5.1	Non-Hazardous Solid Waste and Construction and Demolition (C&D) Debris Progress (U.S. and Territories & Overseas)	D-48
Figure D-5.2	Hazardous Waste Disposal in Tons (U.S. and Territories & Overseas)	D-51
Figure D-5.3	Army TRI Reportable Quantities, Including Ranges (Pounds Released or Transferred)	D-51
Figure D-5.4	Army TRI Reportable Quantities, Excluding Ranges (Pounds Released or Transferred)	D-51
Figure D-5.5	CY09 Top 10 Army Chemicals, Including Ranges	D-51
Figure D-5.6	Change in CY05 Top 10 Army Chemicals, Including Ranges (Pounds Released or Transferred)	D-51
Figure D-5.7	CY09 Top 10 Army Installations	D-52

Appendix B: Index of Figures

Figure D-5.8 Change in CY05 Top 10 Army Installations (Pounds Released or Transferred)D-52

Figure D-5.9 Navy TRI Reportable Quantities, Including Ranges (Pounds Released or Transferred)D-52

Figure D-5.10 Navy TRI Reportable Quantities, Excluding Ranges (Pounds Released or Transferred)D-52

Figure D-5.11 CY09 Top 10 Navy Chemicals, Including RangesD-53

Figure D-5.12 Change in CY05 Top 10 Navy Chemicals, Including Ranges (Pound Released or Transferred)D-53

Figure D-5.13 CY09 Top 10 Navy InstallationsD-53

Figure D-5.14 Change in CY05 Top 10 Navy Installations (Pounds Released and Transferred)D-53

Figure D-5.15 Marine Corps TRI Reportable Quantities, Including Ranges (Pounds Released or Transferred)D-54

Figure D-5.16 Marine Corps TRI Reportable Quantities, Excluding Ranges (Pounds Released or Transferred)D-54

Figure D-5.17 CY09 Top 10 Marine Corps Chemicals, Including RangesD-54

Figure D-5.18 Change in CY05 Top 10 Marine Corps Chemicals, Including Ranges (Pounds Released or Transferred)D-54

Figure D-5.19 CY09 Top 10 Marine Corps InstallationsD-55

Figure D-5.20 Change in CY05 Top 10 Marine Corps Installations (Pounds Released and Transferred)D-55

Figure D-5.21 Air Force TRI Reportable Quantities, Including Ranges (Pounds Released or Transferred)D-55

Figure D-5.22 Air Force TRI Reportable Quantities, Excluding Ranges (Pounds Released or Transferred)D-55

Figure D-5.23 CY09 Top 10 Air Force Chemicals, Including RangesD-56

Figure D-5.24 CY05 Top 10 Air Force Chemicals, Including Ranges (Pounds Released and Transferred)D-56

Figure D-5.25 CY09 Top 10 Air Force InstallationsD-56

Figure D-5.26 Change in CY05 Top 10 Air Force Installations (Pounds Released and Transferred)D-56

Figure D-5.27 DLA TRI Reportable Quantities (Pounds Released or Transferred)D-57

Figure D-5.28 Top CY09 DLA ChemicalsD-57

Figure D-5.29 Change in CY05 Top 10 DLA Chemicals (Pounds Released and Transferred)D-57

Figure D-5.30 CY09 Top DLA InstallationsD-57

Figure D-5.31 Change in CY05 Top DLA Installations (Pounds Released and Transferred)D-57

Figure D-6.1 IRP Site Status at Active Installations by Cleanup PhaseD-58

Figure D-6.2 IRP Site Status at BRAC Installations by Cleanup PhaseD-59

Figure D-6.3 IRP Site Status at FUDS Properties by Cleanup PhaseD-60

Figure D-6.4 IRP CTC Estimates at Active and BRAC Installations and FUDS Properties (Millions of Dollars)D-60

Figure D-6.5 MRS Status at Active Installations by Cleanup PhaseD-61

Figure D-6.6 MRS Status at BRAC Installations by Cleanup PhaseD-62

Figure D-6.7 MRS Status at FUDS Properties by Cleanup PhaseD-63

Figure D-6.8 MMRP CTC Estimates at Active and BRAC Installations and FUDS Properties (Millions of Dollars)D-63

Figure D-6.9 Cost Recovery Efforts by DoD Component (Actual Dollars)D-64

Figure D-6.10 BRAC Early Transfer Authority Acreage in FY10D-65

Figure D-6.11 Total Number of RABs at Active and BRAC Installations and FUDS PropertiesD-65

Figure D-6.12 RAB Expenditures by DoD Component (Millions)D-65

Installation Restoration Program and Military Munitions Response Program Status Tables

Figure E-1 Illustration of Tables E-1 through E-9E-2

Figure E-2 DERP Data Element DescriptionsE-4

Figure E-3 Installations and Properties with DERP-eligible sites in FY10E-6

Figure E-4 Installations Funded by Multiple DoD Components in FY10E-6

Figure E-5 Installations with Multiple Funding SourcesE-6

Figure E-6 Phase I Joint BasesE-8

Figure E-7 Phase II Joint BasesE-8

Environmental Restoration Narratives

Figure F-1 Data Element DescriptionsF-3

Figure F-2 Status of Installation Narratives by DoD ComponentF-4

Figure F-3 Installations No Longer Requiring NarrativesF-5

C Reporting Requirements

Chapter 1: Defense Environmental Funding

- 10 U.S.C. §2706(a), (b)
 - 16 U.S.C. §670(a)
 - Public Law 107-64 §131
-

Chapter 2: Natural Resources

- 10 U.S.C. §2706(b)
 - 16 U.S.C. §670(a)
-

Chapter 3: Cultural Resources

- 10 U.S.C. §2706(b)
-

Chapter 4: Compliance

- 10 U.S.C. §2706(b)
-

Chapter 5: Pollution Prevention

- 10 U.S.C. §2706(b)
 - 42 U.S.C. §6962
 - Public Law 111-8 §3(b)
-

Chapter 6: Restoration

- 10 U.S.C. §2702
- 10 U.S.C. §2706(a)
- 42 U.S.C. §9620
- Public Law 107-64 §131
- Public Law 109-364 §313

Appendix E: IRP/MMRP Status Tables

- 10 U.S.C. §2706(a)
 - 42 U.S.C. §9620(e)
 - 42 U.S.C. §9621(c)
 - Public Law 107-64 §131(a)
-

Appendix F: Restoration Narratives

- 10 U.S.C. §2702
- 10 U.S.C. §2706(a)
- 42 U.S.C. §9620(e)
- 42 U.S.C. §9621(c)
- Public Law 107-64 §131

D DoD Components Backup Data

Section	Page
1. Defense Environmental Funding	D-2
2. Natural Resources Program Performance / Sikes Act Improvement Act	D-21
3. Cultural Resources Program Performance	D-29
4. Compliance Program Performance	D-41
5. Pollution Prevention Program Performance	D-48
6. Restoration Program Performance	D-58

Section 1. Defense Environmental Funding

Figure D-1.1 Natural and Cultural Resources Budget Summary (Millions of Dollars)*

Army	FY06 Actual	FY07 Actual	FY08 Actual	FY09 Actual	FY10 Actual	FY11 Estimated†	FY12 Requested
Recurring							
Manpower†	N/A	\$53.0	\$63.2	\$60.1	\$88.8	\$54.3	\$64.0
Education and Training†	N/A	\$0.0	\$0.6	\$0.9	\$1.4	\$1.0	\$1.1
Other Recurring	\$12.5	\$16.1	\$78.3	\$67.0	\$98.7	\$57.4	\$69.3
Total	\$12.5	\$69.1	\$142.1	\$128.0	\$188.9	\$112.7	\$134.4
Nonrecurring							
Threatened & Endangered Species	\$3.0	\$3.7	\$10.8	\$20.6	\$30.6	\$16.2	\$20.3
Wetlands	\$1.8	\$2.3	\$2.9	\$3.2	\$4.7	\$2.5	\$3.1
Other Natural Resources	\$41.0	\$45.6	\$9.6	\$12.4	\$18.4	\$9.7	\$12.2
Historical & Cultural Resources	\$33.4	\$45.9	\$11.8	\$16.2	\$24.5	\$14.1	\$17.2
Total	\$79.2	\$97.5	\$35.0	\$52.4	\$78.2	\$42.5	\$52.8
Total Recurring	\$12.5	\$69.1	\$142.1	\$128.0	\$188.9	\$112.7	\$134.4
Total Nonrecurring	\$79.2	\$97.5	\$35.0	\$52.4	\$78.2	\$42.5	\$52.8
Total	\$91.7	\$166.6	\$177.1	\$180.4	\$267.1	\$155.2	\$187.3

Navy	FY06 Actual	FY07 Actual	FY08 Actual	FY09 Actual	FY10 Actual	FY11 Estimated†	FY12 Requested
Recurring							
Manpower†	\$0.0	\$0.0	\$2.6	\$2.8	\$3.0	\$3.3	\$3.3
Education and Training†	\$0.0	\$0.0	\$0.1	\$0.1	\$0.1	\$0.1	\$0.1
Other Recurring	\$10.7	\$11.6	\$11.0	\$12.9	\$19.8	\$16.9	\$32.6
Total	\$10.7	\$11.6	\$13.7	\$15.7	\$22.9	\$20.2	\$36.0
Nonrecurring							
Threatened & Endangered Species	\$1.2	\$0.6	\$1.9	\$1.4	\$3.2	\$3.5	\$3.6
Wetlands	\$0.7	\$0.3	\$0.4	\$0.4	\$0.8	\$0.9	\$2.4
Other Natural Resources	\$1.1	\$0.8	\$1.8	\$1.8	\$2.8	\$6.9	\$4.9
Historical & Cultural Resources	\$1.0	\$0.9	\$4.5	\$4.8	\$4.6	\$4.6	\$4.7
Total	\$4.1	\$2.6	\$8.7	\$8.5	\$11.4	\$16.0	\$15.7
Total Recurring	\$10.7	\$11.6	\$13.7	\$15.7	\$22.9	\$20.2	\$36.0
Total Nonrecurring	\$4.1	\$2.6	\$8.7	\$8.5	\$11.4	\$16.0	\$15.7
Total	\$14.7	\$14.2	\$22.4	\$24.2	\$34.3	\$36.2	\$51.7

* Subtotals may not add to totals due to rounding.

† Prior to FY07, DoD reported all Manpower and Education & Training funds under the Compliance Program.

‡ Because of the lack of Appropriations Acts, the Comptroller estimated the Fiscal Year (FY) 2011 amounts based on the FY11 President's Budget request, with an adjustment to match the annualized Continuing Resolution funding level by appropriation.

Figure D-1.1, cont. Natural and Cultural Resources Budget Summary (Millions of Dollars)*

Marine Corps	FY06 Actual	FY07 Actual	FY08 Actual	FY09 Actual	FY10 Actual	FY11 Estimated‡	FY12 Requested
Recurring							
Manpower†	\$0.0	\$7.7	\$8.7	\$7.7	\$7.4	\$7.4	\$9.9
Education and Training†	\$0.0	\$0.1	\$0.1	\$0.1	\$0.2	\$0.2	\$0.2
Other Recurring	\$4.9	\$5.2	\$8.7	\$4.7	\$4.4	\$4.3	\$4.2
Total	\$4.9	\$13.1	\$17.5	\$12.5	\$12.0	\$11.9	\$14.3
Nonrecurring							
Threatened & Endangered Species	\$2.3	\$5.9	\$2.8	\$2.2	\$2.6	\$2.6	\$2.6
Wetlands	\$0.7	\$0.3	\$0.1	\$0.3	\$0.5	\$0.5	\$0.5
Other Natural Resources	\$3.6	\$2.6	\$2.7	\$2.5	\$3.0	\$3.1	\$3.2
Historical & Cultural Resources	\$2.9	\$3.8	\$4.8	\$2.5	\$2.5	\$2.3	\$2.6
Total	\$9.5	\$12.6	\$10.4	\$7.6	\$8.5	\$8.4	\$8.9
Total Recurring	\$4.9	\$13.1	\$17.5	\$12.5	\$12.0	\$11.9	\$14.3
Total Nonrecurring	\$9.5	\$12.6	\$10.4	\$7.6	\$8.5	\$8.4	\$8.9
Total	\$14.4	\$25.7	\$27.9	\$20.1	\$20.5	\$20.4	\$23.2

Air Force	FY06 Actual	FY07 Actual	FY08 Actual	FY09 Actual	FY10 Actual	FY11 Estimated‡	FY12 Requested
Recurring							
Manpower†	N/A	\$15.0	\$17.3	\$17.4	\$17.1	\$20.3	\$19.9
Education and Training†	N/A	\$1.1	\$0.8	\$0.8	\$0.8	\$0.8	\$0.7
Other Recurring	\$21.4	\$18.4	\$26.2	\$22.2	\$20.7	\$22.8	\$20.7
Total	\$21.4	\$34.6	\$44.3	\$40.3	\$38.5	\$44.0	\$41.3
Nonrecurring							
Threatened & Endangered Species	\$0.5	\$0.6	\$0.5	\$1.5	\$0.3	\$0.9	\$0.6
Wetlands	\$0.3	\$1.8	\$3.7	\$1.9	\$1.0	\$1.4	\$0.8
Other Natural Resources	\$5.9	\$7.1	\$8.3	\$9.4	\$6.4	\$8.4	\$6.0
Historical & Cultural Resources	\$9.2	\$4.9	\$16.9	\$14.8	\$10.9	\$10.2	\$8.5
Total	\$16.0	\$14.3	\$29.4	\$27.6	\$18.6	\$20.9	\$15.8
Total Recurring	\$21.4	\$34.6	\$44.3	\$40.3	\$38.5	\$44.0	\$41.3
Total Nonrecurring	\$16.0	\$14.3	\$29.4	\$27.6	\$18.6	\$20.9	\$15.8
Total	\$37.3	\$48.9	\$73.7	\$67.9	\$57.2	\$64.9	\$57.2

* Subtotals may not add to totals due to rounding.

† Prior to FY07, DoD reported all Manpower and Education & Training funds under the Compliance Program.

‡ Because of the lack of Appropriations Acts, the Comptroller estimated the Fiscal Year (FY) 2011 amounts based on the FY11 President's Budget request, with an adjustment to match the annualized Continuing Resolution funding level by appropriation.

Figure D-1.1, cont. Natural and Cultural Resources Budget Summary (Millions of Dollars)*

DLA	FY06 Actual	FY07 Actual	FY08 Actual	FY09 Actual	FY10 Actual	FY11 Estimated‡	FY12 Requested
Recurring							
Manpower†	N/A	\$0.0	\$0.0	\$0.0	\$0.0	\$0.0	\$0.0
Education and Training†	N/A	\$0.0	\$0.0	\$0.0	\$0.0	\$0.0	\$0.0
Other Recurring	\$0.0	\$0.1	\$0.0	\$0.0	\$0.0	\$0.1	\$0.1
Total	\$0.0	\$0.1	\$0.0	\$0.0	\$0.0	\$0.1	\$0.1
Nonrecurring							
Threatened & Endangered Species	\$0.1	\$0.2	\$0.4	\$0.3	\$0.1	\$0.3	\$0.3
Wetlands	\$0.0	\$0.0	\$0.5	\$0.1	< \$0.05	< \$0.05	< \$0.05
Other Natural Resources	\$0.1	\$0.1	\$0.1	\$0.1	\$0.1	\$0.2	\$0.1
Historical & Cultural Resources	\$0.1	\$0.1	\$0.1	\$0.4	\$0.2	\$0.2	\$0.2
Total	\$0.3	\$0.4	\$1.2	\$0.8	\$0.4	\$0.7	\$0.6
Total Recurring	\$0.0	\$0.1	\$0.0	\$0.0	\$0.0	\$0.1	\$0.1
Total Nonrecurring	\$0.3	\$0.4	\$1.2	\$0.8	\$0.4	\$0.7	\$0.6
Total	\$0.3	\$0.5	\$1.2	\$0.8	\$0.4	\$0.8	\$0.7
Other Defense-wide (excluding DLA)							
Recurring							
Manpower†	N/A	\$0.0	\$0.0	\$0.0	\$0.0	\$0.0	\$0.0
Education and Training†	N/A	\$0.0	\$0.0	\$0.0	\$0.0	\$0.0	\$0.0
Other Recurring	\$0.2	\$0.3	\$0.2	\$0.6	\$0.7	\$0.6	\$0.1
Total	\$0.2	\$0.3	\$0.2	\$0.6	\$0.7	\$0.6	\$0.1
Nonrecurring							
Threatened & Endangered Species	\$0.2	< \$0.05	< \$0.05	< \$0.05	< \$0.05	\$0.3	< \$0.05
Wetlands	\$0.1	< \$0.05	\$0.1	< \$0.05	< \$0.05	< \$0.05	< \$0.05
Other Natural Resources	\$42.8	\$40.9	\$48.1	\$53.7	\$55.1	\$44.8	\$57.6
Historical & Cultural Resources	\$2.1	\$2.5	\$2.1	\$2.1	\$2.0	\$2.2	\$2.0
Total	\$45.4	\$43.4	\$50.3	\$55.9	\$57.2	\$47.4	\$59.6
Total Recurring	\$0.2	\$0.3	\$0.2	\$0.6	\$0.7	\$0.6	\$0.1
Total Nonrecurring	\$45.4	\$43.4	\$50.3	\$55.9	\$57.2	\$47.4	\$59.6
Total	\$45.5	\$43.7	\$50.5	\$56.5	\$57.9	\$47.9	\$59.7

* Subtotals may not add to totals due to rounding.

† Prior to FY07, DoD reported all Manpower and Education & Training funds under the Compliance Program.

‡ Because of the lack of Appropriations Acts, the Comptroller estimated the Fiscal Year (FY) 2011 amounts based on the FY11 President's Budget request, with an adjustment to match the annualized Continuing Resolution funding level by appropriation.

Figure D-1.2 Compliance Budget Summary (Millions of Dollars)*

Army	FY06 Actual	FY07 Actual	FY08 Actual	FY09 Actual	FY10 Actual	FY11 Estimated [‡]	FY12 Requested
Recurring							
Manpower [†]	\$224.4	\$177.4	\$150.3	\$159.2	\$150.2	\$178.0	\$169.9
Education and Training [†]	\$11.6	\$11.1	\$15.5	\$14.1	\$14.7	\$17.5	\$17.0
Permits & Fees	\$7.9	\$8.3	\$20.5	\$11.5	\$10.6	\$13.0	\$12.1
Sampling, Analysis, Monitoring	\$14.5	\$15.0	\$13.4	\$14.2	\$13.2	\$15.7	\$15.2
Waste Disposal	\$16.9	\$17.6	\$32.1	\$30.0	\$28.9	\$34.2	\$32.9
Other Recurring Funding	\$27.9	\$24.8	\$115.8	\$94.6	\$103.2	\$116.4	\$113.6
Total	\$303.2	\$254.2	\$347.6	\$323.6	\$320.7	\$374.7	\$360.7
Nonrecurring							
Hazardous Waste	\$26.0	\$26.8	\$2.7	\$5.9	\$5.7	\$6.3	\$6.0
Solid Waste	\$7.1	\$7.5	\$1.6	\$1.3	\$1.4	\$1.7	\$1.6
Underground Storage Tank	\$10.5	\$11.0	\$9.4	\$1.5	\$1.3	\$1.4	\$1.4
Clean Air Act	\$7.3	\$7.7	\$2.3	\$2.8	\$2.5	\$3.0	\$2.8
Clean Water Act	\$37.7	\$65.2	\$10.0	\$6.2	\$5.8	\$6.7	\$6.4
Planning	\$19.2	\$19.4	\$9.3	\$3.6	\$3.7	\$4.3	\$4.3
Safe Drinking Water Act	\$18.1	\$17.5	\$1.2	\$1.8	\$1.7	\$2.0	\$1.9
Other	\$111.8	\$84.7	\$91.4	\$62.7	\$58.3	\$68.8	\$71.3
Total	\$237.6	\$239.8	\$127.9	\$85.8	\$80.4	\$94.2	\$95.8
Total Recurring	\$303.2	\$254.2	\$347.6	\$323.6	\$320.7	\$374.7	\$360.7
Total Nonrecurring	\$237.6	\$239.8	\$127.9	\$85.8	\$80.4	\$94.2	\$95.8
Total	\$540.8	\$494.0	\$475.4	\$409.4	\$401.1	\$469.0	\$456.5

* Subtotals may not add to totals due to rounding.

† Prior to FY07, DoD reported all Manpower and Education & Training funds under the Compliance Program.

‡ Because of the lack of Appropriations Acts, the Comptroller estimated the Fiscal Year (FY) 2011 amounts based on the FY11 President's Budget request, with an adjustment to match the annualized Continuing Resolution funding level by appropriation.

Figure D-1.2, cont. Compliance Budget Summary (Millions of Dollars)*

Navy	FY06 Actual	FY07 Actual	FY08 Actual	FY09 Actual	FY10 Actual	FY11 Estimated [‡]	FY12 Requested
Recurring							
Manpower [†]	\$113.6	\$108.8	\$118.8	\$131.8	\$138.1	\$142.4	\$147.1
Education and Training [†]	\$3.9	\$3.7	\$4.3	\$3.1	\$3.7	\$4.5	\$4.9
Permits & Fees	\$4.0	\$3.6	\$3.8	\$4.1	\$3.9	\$4.3	\$5.6
Sampling, Analysis, Monitoring	\$13.6	\$12.7	\$27.0	\$13.7	\$13.7	\$14.4	\$15.2
Waste Disposal	\$40.0	\$43.7	\$41.1	\$41.5	\$41.1	\$44.7	\$46.8
Other Recurring Funding	\$91.4	\$88.3	\$89.6	\$88.0	\$59.4	\$77.0	\$72.7
Total	\$266.5	\$260.7	\$284.6	\$282.2	\$259.8	\$287.3	\$292.2
Nonrecurring							
Hazardous Waste	\$4.4	\$4.4	\$7.1	\$7.6	\$9.8	\$7.6	\$8.5
Solid Waste	\$1.6	\$1.1	\$28.7	\$0.8	\$0.9	\$1.3	\$2.3
Underground Storage Tank	\$2.7	\$3.4	\$2.3	\$2.7	\$1.3	\$1.5	\$2.1
Clean Air Act	\$29.7	\$27.7	\$19.6	\$24.0	\$27.1	\$27.3	\$22.9
Clean Water Act	\$25.0	\$15.0	\$19.3	\$31.9	\$16.5	\$15.1	\$39.2
Planning	\$5.0	\$6.2	\$4.9	\$6.0	\$6.4	\$4.2	\$8.9
Safe Drinking Water Act	\$1.1	\$1.6	\$0.9	\$2.0	\$1.5	\$2.2	\$2.9
Other	\$25.4	\$29.6	\$26.8	\$33.3	\$13.6	\$12.8	\$17.4
Total	\$95.0	\$89.0	\$109.7	\$108.1	\$77.2	\$72.1	\$104.3
Total Recurring	\$266.5	\$260.7	\$284.6	\$282.2	\$259.8	\$287.3	\$292.2
Total Nonrecurring	\$95.0	\$89.0	\$109.7	\$108.1	\$77.2	\$72.1	\$104.3
Total	\$361.5	\$349.6	\$394.3	\$390.3	\$337.0	\$359.4	\$396.5

* Subtotals may not add to totals due to rounding.

† Prior to FY07, DoD reported all Manpower and Education & Training funds under the Compliance Program.

‡ Because of the lack of Appropriations Acts, the Comptroller estimated the Fiscal Year (FY) 2011 amounts based on the FY11 President's Budget request, with an adjustment to match the annualized Continuing Resolution funding level by appropriation.

Figure D-1.2, cont. Compliance Budget Summary (Millions of Dollars)*

Marine Corps	FY06 Actual	FY07 Actual	FY08 Actual	FY09 Actual	FY10 Actual	FY11 Estimated‡	FY12 Requested
Recurring							
Manpower†	\$33.4	\$17.0	\$22.8	\$26.3	\$28.7	\$28.2	\$28.5
Education and Training†	\$1.4	\$1.2	\$2.4	\$2.0	\$2.6	\$2.5	\$2.2
Permits & Fees	\$1.7	\$1.5	\$1.3	\$1.4	\$1.6	\$1.5	\$1.4
Sampling, Analysis, Monitoring	\$5.0	\$4.7	\$4.1	\$4.5	\$4.9	\$5.8	\$4.9
Waste Disposal	\$6.4	\$6.3	\$6.1	\$6.0	\$7.4	\$8.4	\$7.9
Other Recurring Funding	\$7.2	\$13.9	\$9.7	\$10.6	\$12.2	\$13.2	\$16.6
Total	\$55.1	\$44.6	\$46.4	\$50.8	\$57.4	\$59.5	\$61.5
Nonrecurring							
Hazardous Waste	\$2.3	\$8.4	\$10.1	\$10.4	\$7.7	\$8.6	\$11.2
Solid Waste	\$3.6	\$1.3	\$14.7	\$11.4	\$7.3	\$2.7	\$9.9
Underground Storage Tank	\$1.4	\$0.6	\$2.3	\$2.3	\$2.3	\$2.6	\$2.7
Clean Air Act	\$1.2	\$0.6	\$4.4	\$3.1	\$3.3	\$3.3	\$1.8
Clean Water Act	\$64.1	\$57.2	\$15.0	\$19.1	\$17.4	\$19.0	\$17.8
Planning	\$0.9	\$0.5	\$0.8	\$26.4	\$17.0	\$16.7	\$17.2
Safe Drinking Water Act	\$1.4	\$3.7	\$8.7	\$59.0	\$6.5	\$6.5	\$6.6
Other	\$3.9	\$10.3	\$6.2	\$6.5	\$6.2	\$6.5	\$7.5
Total	\$78.8	\$82.7	\$62.3	\$138.2	\$67.6	\$65.8	\$74.7
Total Recurring	\$55.1	\$44.6	\$46.4	\$50.8	\$57.4	\$59.5	\$61.5
Total Nonrecurring	\$78.8	\$82.7	\$62.3	\$138.2	\$67.6	\$65.8	\$74.7
Total	\$133.9	\$127.3	\$108.7	\$189.0	\$125.0	\$125.3	\$136.1

* Subtotals may not add to totals due to rounding.

† Prior to FY07, DoD reported all Manpower and Education & Training funds under the Compliance Program.

‡ Because of the lack of Appropriations Acts, the Comptroller estimated the Fiscal Year (FY) 2011 amounts based on the FY11 President's Budget request, with an adjustment to match the annualized Continuing Resolution funding level by appropriation.

Figure D-1.2, cont. Compliance Budget Summary (Millions of Dollars)*

Air Force	FY06 Actual	FY07 Actual	FY08 Actual	FY09 Actual	FY10 Actual	FY11 Estimated‡	FY12 Requested
Recurring							
Manpower†	\$132.1	\$88.1	\$89.7	\$91.1	\$103.9	\$120.8	\$127.8
Education and Training†	\$6.9	\$4.1	\$4.0	\$4.1	\$4.0	\$3.1	\$2.7
Permits & Fees	\$5.9	\$6.2	\$6.2	\$6.3	\$6.4	\$4.5	\$4.2
Sampling, Analysis, Monitoring	\$19.2	\$20.1	\$19.7	\$20.5	\$20.4	\$16.7	\$15.9
Waste Disposal	\$12.6	\$14.0	\$13.9	\$14.1	\$14.3	\$11.9	\$11.1
Other Recurring Funding	\$72.4	\$76.2	\$61.1	\$64.2	\$61.1	\$53.3	\$40.7
Total	\$249.1	\$208.7	\$194.5	\$200.4	\$210.0	\$210.3	\$202.3
Nonrecurring							
Hazardous Waste	\$22.2	\$20.1	\$24.3	\$23.9	\$31.5	\$28.4	\$26.0
Solid Waste	\$2.6	\$2.0	\$3.2	\$2.1	\$2.8	\$3.9	\$3.2
Underground Storage Tank	\$7.9	\$7.3	\$9.0	\$9.8	\$13.6	\$11.5	\$10.1
Clean Air Act	\$10.0	\$10.1	\$13.2	\$10.1	\$15.2	\$18.3	\$17.7
Clean Water Act	\$25.6	\$25.0	\$24.1	\$19.1	\$31.8	\$38.2	\$39.2
Planning	\$11.3	\$10.6	\$16.5	\$14.7	\$17.7	\$23.2	\$20.3
Safe Drinking Water Act	\$7.7	\$5.4	\$8.9	\$5.3	\$8.5	\$11.7	\$9.9
Other	\$20.3	\$13.8	\$19.1	\$26.2	\$23.7	\$22.3	\$34.6
Total	\$107.6	\$94.3	\$118.3	\$111.3	\$144.9	\$157.5	\$161.0
Total Recurring	\$249.1	\$208.7	\$194.5	\$200.4	\$210.0	\$210.3	\$202.3
Total Nonrecurring	\$107.6	\$94.3	\$118.3	\$111.3	\$144.9	\$157.5	\$161.0
Total	\$356.8	\$303.0	\$312.8	\$311.7	\$354.9	\$367.9	\$363.3

* Subtotals may not add to totals due to rounding.

† Prior to FY07, DoD reported all Manpower and Education & Training funds under the Compliance Program.

‡ Because of the lack of Appropriations Acts, the Comptroller estimated the Fiscal Year (FY) 2011 amounts based on the FY11 President's Budget request, with an adjustment to match the annualized Continuing Resolution funding level by appropriation.

Figure D-1.2, cont. Compliance Budget Summary (Millions of Dollars)*

DLA	FY06 Actual	FY07 Actual	FY08 Actual	FY09 Actual	FY10 Actual	FY11 Estimated [‡]	FY12 Requested
Recurring							
Manpower [†]	\$23.4	\$20.7	\$21.5	\$20.2	\$24.1	\$22.5	\$23.1
Education and Training [†]	\$0.6	\$1.1	\$0.9	\$0.8	\$0.3	\$1.2	\$1.2
Permits & Fees	\$2.4	\$1.1	\$2.5	\$2.9	\$3.0	\$2.8	\$2.8
Sampling, Analysis, Monitoring	\$3.4	\$4.2	\$2.6	\$2.7	\$3.0	\$2.7	\$2.7
Waste Disposal	\$5.2	\$5.3	\$4.4	\$5.0	\$4.1	\$4.4	\$4.5
Other Recurring Funding	\$9.9	\$10.8	\$13.2	\$11.9	\$13.4	\$14.8	\$15.8
Total	\$45.0	\$43.2	\$45.2	\$43.5	\$47.8	\$48.4	\$50.2
Nonrecurring							
Hazardous Waste	\$0.2	\$1.4	\$0.0	\$0.1	\$0.0	< \$0.05	< \$0.05
Solid Waste	\$0.0	< \$0.05	\$0.0	\$0.0	\$0.0	< \$0.05	< \$0.05
Underground Storage Tank	\$0.9	\$1.8	\$2.3	\$2.4	\$2.3	\$3.1	\$3.1
Clean Air Act	\$0.2	\$0.5	\$0.0	\$0.2	\$0.0	\$0.2	\$0.2
Clean Water Act	\$28.5	\$46.5	\$68.9	\$72.1	\$138.4	\$72.2	\$65.6
Planning	\$1.0	\$1.0	\$2.5	\$2.2	\$1.9	\$3.1	\$3.0
Safe Drinking Water Act	\$0.0	\$0.0	\$0.0	\$0.0	\$0.0	\$0.3	\$0.3
Other	\$16.2	\$4.4	\$29.8	\$32.6	\$26.8	\$31.1	\$31.2
Total	\$46.9	\$55.5	\$103.6	\$109.6	\$169.4	\$109.9	\$103.3
Total Recurring	\$45.0	\$43.2	\$45.2	\$43.5	\$47.8	\$48.4	\$50.2
Total Nonrecurring	\$46.9	\$55.5	\$103.6	\$109.6	\$169.4	\$109.9	\$103.3
Total	\$91.9	\$98.8	\$148.7	\$153.1	\$217.2	\$158.3	\$153.5

* Subtotals may not add to totals due to rounding.

† Prior to FY07, DoD reported all Manpower and Education & Training funds under the Compliance Program.

‡ Because of the lack of Appropriations Acts, the Comptroller estimated the Fiscal Year (FY) 2011 amounts based on the FY11 President's Budget request, with an adjustment to match the annualized Continuing Resolution funding level by appropriation.

Figure D-1.2, cont. Compliance Budget Summary (Millions of Dollars)*

Other Defense-wide (Excluding DLA)	FY06 Actual	FY07 Actual	FY08 Actual	FY09 Actual	FY10 Actual	FY11 Estimated‡	FY12 Requested
Recurring							
Manpower†	\$15.9	\$20.8	\$19.6	\$19.5	\$14.4	\$15.9	\$15.5
Education and Training†	\$2.6	\$0.3	\$0.6	\$1.3	\$1.0	\$1.3	\$1.2
Permits & Fees	\$0.7	\$0.4	\$0.3	\$0.4	\$0.4	\$0.4	\$0.2
Sampling, Analysis, Monitoring	\$2.7	\$2.3	\$0.7	\$1.0	\$2.5	\$4.7	\$3.8
Waste Disposal	\$7.1	\$5.3	\$7.1	\$7.8	\$7.5	\$7.6	\$7.8
Other Recurring Funding	\$3.4	\$1.9	\$3.5	\$5.8	\$7.1	\$7.3	\$6.1
Total	\$32.3	\$31.0	\$31.9	\$35.7	\$32.9	\$37.3	\$34.5
Nonrecurring							
Hazardous Waste	\$4.9	\$3.6	\$1.7	\$2.2	\$1.4	\$0.4	\$0.8
Solid Waste	\$0.5	\$0.3	\$0.2	\$0.3	\$0.5	\$0.2	\$0.1
Underground Storage Tank	\$1.3	\$0.4	\$0.5	\$0.7	\$0.2	\$0.3	\$0.2
Clean Air Act	\$1.4	\$0.8	\$1.2	\$0.7	\$0.7	\$0.8	\$0.5
Clean Water Act	\$0.9	\$2.2	\$0.4	\$2.5	\$1.1	\$2.9	\$2.7
Planning	\$3.3	\$4.6	\$4.2	\$3.9	\$4.1	\$6.4	\$4.0
Safe Drinking Water Act	\$0.0	\$0.8	\$0.5	\$0.4	\$0.3	\$0.2	\$0.2
Other	\$13.2	\$14.5	\$13.7	\$13.2	\$15.9	\$0.9	\$1.8
Total	\$25.4	\$27.1	\$22.4	\$23.9	\$24.3	\$12.2	\$10.2
Total Recurring	\$32.3	\$31.0	\$31.9	\$35.7	\$32.9	\$37.3	\$34.5
Total Nonrecurring	\$25.4	\$27.1	\$22.4	\$23.9	\$24.3	\$12.2	\$10.2
Total	\$57.7	\$58.1	\$54.2	\$59.7	\$57.2	\$49.5	\$44.7

* Subtotals may not add to totals due to rounding.

† Prior to FY07, DoD reported all Manpower and Education & Training funds under the Compliance Program.

‡ Because of the lack of Appropriations Acts, the Comptroller estimated the Fiscal Year (FY) 2011 amounts based on the FY11 President's Budget request, with an adjustment to match the annualized Continuing Resolution funding level by appropriation.

Figure D-1.3 Pollution Prevention Budget Summary (Millions of Dollars)*

Army	FY06 Actual	FY07 Actual	FY08 Actual	FY09 Actual	FY10 Actual	FY11 Estimated‡	FY12 Requested
Recurring							
Manpower†	N/A	\$12.4	\$9.0	\$8.2	\$6.2	\$8.5	\$11.7
Education & Training†	N/A	\$0.0	< \$0.05	\$0.3	\$0.2	\$0.3	\$0.5
Other Recurring	\$8.5	\$9.1	\$10.6	\$8.3	\$6.0	\$8.0	\$12.2
Total	\$8.5	\$21.5	\$19.6	\$16.8	\$12.5	\$16.8	\$24.5
Nonrecurring							
Hazardous Waste	\$0.9	\$0.9	\$1.0	\$0.4	\$0.3	\$0.5	\$0.6
Solid Waste	\$1.0	\$1.0	\$0.5	\$0.4	\$0.3	\$0.4	\$0.7
Clean Air Act	\$0.1	\$0.1	\$0.1	< \$0.05	< \$0.05	< \$0.05	< \$0.05
Clean Water Act	\$0.6	\$0.5	\$0.3	< \$0.05	< \$0.05	< \$0.05	\$0.0
HAZMAT Reduction	\$2.3	\$2.5	\$6.3	\$4.9	\$4.9	\$4.9	\$4.4
Other	\$4.2	\$4.3	\$0.8	\$0.6	\$0.7	\$0.6	\$0.4
Total	\$9.2	\$9.3	\$9.0	\$6.4	\$6.2	\$6.4	\$6.0
Total Recurring	\$8.5	\$21.5	\$19.6	\$16.8	\$12.5	\$16.8	\$24.5
Total Nonrecurring	\$9.2	\$9.3	\$9.0	\$6.4	\$6.2	\$6.4	\$6.0
Total	\$17.7	\$30.7	\$28.7	\$23.2	\$18.7	\$23.2	\$30.5

* Subtotals may not add to totals due to rounding.

† Prior to FY07, DoD reported all Manpower and Education & Training funds under the Compliance Program.

‡ Because of the lack of Appropriations Acts, the Comptroller estimated the Fiscal Year (FY) 2011 amounts based on the FY11 President's Budget request, with an adjustment to match the annualized Continuing Resolution funding level by appropriation.

Figure D-1.3, cont. Pollution Prevention Budget Summary (Millions of Dollars)*

Navy	FY06 Actual	FY07 Actual	FY08 Actual	FY09 Actual	FY10 Actual	FY11 Estimated‡	FY12 Requested
Recurring							
Manpower†	\$0.0	\$0.2	\$0.3	\$0.3	\$0.2	\$0.3	\$0.3
Education & Training†	\$0.0	<\$0.05	<\$0.05	<\$0.05	<\$0.05	<\$0.05	<\$0.05
Other Recurring	\$17.5	\$10.8	\$10.3	\$12.0	\$9.4	\$12.2	\$7.8
Total	\$17.5	\$11.0	\$10.6	\$12.3	\$9.6	\$12.5	\$8.1
Nonrecurring							
Hazardous Waste	\$0.9	\$1.0	\$0.1	\$0.1	<\$0.05	\$0.1	<\$0.05
Solid Waste	\$1.4	\$0.5	<\$0.05	<\$0.05	\$0.2	\$0.3	\$0.0
Clean Air Act	\$1.2	\$0.7	\$0.0	<\$0.05	\$0.0	\$0.0	\$0.0
Clean Water Act	\$1.1	\$1.1	\$0.8	\$0.8	\$0.0	<\$0.05	<\$0.05
HAZMAT Reduction	\$3.2	\$2.1	\$0.3	\$0.4	\$0.1	\$0.4	\$0.3
Other	\$4.8	\$3.7	\$2.8	\$3.3	\$2.8	\$3.3	\$0.9
Total	\$12.6	\$9.0	\$4.1	\$4.6	\$3.2	\$4.1	\$1.2
Total Recurring	\$17.5	\$11.0	\$10.6	\$12.3	\$9.6	\$12.5	\$8.1
Total Nonrecurring	\$12.6	\$9.0	\$4.1	\$4.6	\$3.2	\$4.1	\$1.2
Total	\$30.2	\$20.0	\$14.6	\$16.9	\$12.8	\$16.6	\$9.3

Marine Corps	FY06 Actual	FY07 Actual	FY08 Actual	FY09 Actual	FY10 Actual	FY11 Estimated‡	FY12 Requested
Recurring							
Manpower†	\$0.0	\$4.7	\$6.4	\$5.5	\$6.0	\$6.1	\$6.0
Education & Training†	\$0.0	\$0.1	\$0.2	\$0.2	\$0.2	\$0.2	\$0.2
Other Recurring	\$3.5	\$4.4	\$3.8	\$4.5	\$4.1	\$4.1	\$4.9
Total	\$3.5	\$9.2	\$10.3	\$10.2	\$10.3	\$10.4	\$11.1
Nonrecurring							
Hazardous Waste	\$1.0	\$0.9	\$0.8	\$1.0	\$0.9	\$1.0	\$1.0
Solid Waste	\$0.9	\$0.0	\$0.2	\$0.2	\$0.2	\$0.2	\$0.2
Clean Air Act	\$0.4	<\$0.05	<\$0.05	\$1.7	\$1.3	\$0.2	\$0.2
Clean Water Act	\$3.3	\$2.4	\$1.8	\$3.8	\$3.6	\$4.4	\$4.6
HAZMAT Reduction	\$0.7	\$0.1	\$0.1	\$0.2	\$0.2	\$0.2	\$0.5
Other	\$3.2	\$0.5	\$2.4	\$2.3	\$3.4	\$3.3	\$3.8
Total	\$9.5	\$4.0	\$5.3	\$9.3	\$9.7	\$9.3	\$10.3
Total Recurring	\$3.5	\$9.2	\$10.3	\$10.2	\$10.3	\$10.4	\$11.1
Total Nonrecurring	\$9.5	\$4.0	\$5.3	\$9.3	\$9.7	\$9.3	\$10.3
Total	\$13.0	\$13.2	\$15.5	\$19.5	\$19.9	\$19.7	\$21.3

* Subtotals may not add to totals due to rounding.

† Prior to FY07, DoD reported all Manpower and Education & Training funds under the Compliance Program.

‡ Because of the lack of Appropriations Acts, the Comptroller estimated the Fiscal Year (FY) 2011 amounts based on the FY11 President's Budget request, with an adjustment to match the annualized Continuing Resolution funding level by appropriation.

Figure D-1.3, cont. Pollution Prevention Budget Summary (Millions of Dollars)*

Air Force	FY06 Actual	FY07 Actual	FY08 Actual	FY09 Actual	FY10 Actual	FY11 Estimated†	FY12 Requested
Recurring							
Manpower†	N/A	\$12.0	\$10.7	\$10.0	\$13.2	\$12.5	\$11.9
Education & Training†	N/A	\$1.7	\$2.0	\$1.9	\$0.8	\$1.1	\$1.0
Other Recurring	\$24.1	\$21.8	\$22.5	\$22.9	\$8.4	\$14.0	\$7.4
Total	\$24.1	\$35.5	\$35.2	\$34.8	\$22.4	\$27.6	\$20.3
Nonrecurring							
Hazardous Waste	\$4.8	\$2.8	\$4.0	\$2.3	\$2.7	\$4.1	\$3.2
Solid Waste	\$2.2	\$0.9	\$1.6	\$1.1	\$1.1	\$1.4	\$0.9
Clean Air Act	\$4.3	\$2.4	\$3.3	\$1.5	\$1.3	\$2.4	\$1.8
Clean Water Act	\$12.7	\$5.9	\$9.6	\$6.1	\$4.7	\$5.9	\$4.4
HAZMAT Reduction	\$1.6	\$1.1	\$1.3	\$1.3	\$0.7	\$1.6	\$1.3
Other	\$7.9	\$3.4	\$4.5	\$3.3	\$3.2	\$4.1	\$2.7
Total	\$33.6	\$16.6	\$24.2	\$15.6	\$13.6	\$19.4	\$14.1
Total Recurring	\$24.1	\$35.5	\$35.2	\$34.8	\$22.4	\$27.6	\$20.3
Total Nonrecurring	\$33.6	\$16.6	\$24.2	\$15.6	\$13.6	\$19.4	\$14.1
Total	\$57.7	\$52.1	\$59.4	\$50.5	\$36.0	\$47.0	\$34.5

DLA	FY06 Actual	FY07 Actual	FY08 Actual	FY09 Actual	FY10 Actual	FY11 Estimated†	FY12 Requested
Recurring							
Manpower†	N/A	\$0.0	\$0.0	\$0.0	\$0.0	\$0.0	\$0.0
Education & Training†	N/A	\$0.0	\$0.0	\$0.0	\$0.0	\$0.0	\$0.0
Other Recurring	\$0.0	\$1.0	\$0.4	\$0.4	\$0.3	\$0.6	\$0.3
Total	\$0.0	\$1.0	\$0.4	\$0.4	\$0.3	\$0.6	\$0.3
Nonrecurring							
Hazardous Waste	\$0.0	\$0.0	< \$0.05	\$0.0	\$0.0	< \$0.05	< \$0.05
Solid Waste	\$0.0	\$0.2	\$0.2	< \$0.05	< \$0.05	\$0.1	\$0.1
Clean Air Act	\$0.0	< \$0.05	\$0.0	< \$0.05	\$0.1	\$0.1	\$0.4
Clean Water Act	\$0.1	\$1.7	\$0.1	\$0.0	< \$0.05	< \$0.05	\$0.1
HAZMAT Reduction	\$4.4	\$4.4	\$0.0	\$0.1	\$0.0	\$0.1	\$0.1
Other	\$0.0	\$4.5	\$0.3	\$0.1	< \$0.05	\$0.1	\$0.1
Total	\$4.5	\$10.8	\$0.5	\$0.2	\$0.2	\$0.5	\$0.9
Total Recurring	\$0.0	\$1.0	\$0.4	\$0.4	\$0.3	\$0.6	\$0.3
Total Nonrecurring	\$4.5	\$10.8	\$0.5	\$0.2	\$0.2	\$0.5	\$0.9
Total	\$4.5	\$11.8	\$0.9	\$0.6	\$0.5	\$1.1	\$1.2

* Subtotals may not add to totals due to rounding.

† Prior to FY07, DoD reported all Manpower and Education & Training funds under the Compliance Program.

‡ Because of the lack of Appropriations Acts, the Comptroller estimated the Fiscal Year (FY) 2011 amounts based on the FY11 President's Budget request, with an adjustment to match the annualized Continuing Resolution funding level by appropriation.

Figure D-1.3, cont. Pollution Prevention Budget Summary (Millions of Dollars)*

Other Defense-wide (Excluding DLA)	FY06 Actual	FY07 Actual	FY08 Actual	FY09 Actual	FY10 Actual	FY11 Estimated‡	FY12 Requested
Recurring							
Manpower†	N/A	\$0.0	\$0.0	\$0.0	\$0.0	\$0.0	\$0.0
Education & Training†	N/A	\$0.0	\$0.0	\$0.0	\$0.0	\$0.0	\$0.0
Other Recurring	\$1.7	\$1.5	\$1.9	\$1.6	\$1.9	\$2.2	\$5.8
Total	\$1.7	\$1.5	\$1.9	\$1.6	\$1.9	\$2.2	\$5.8
Nonrecurring							
Hazardous Waste	\$0.2	\$0.2	\$0.1	\$0.1	\$0.1	\$1.2	\$0.2
Solid Waste	\$0.1	\$0.1	\$0.1	\$0.1	\$0.1	\$0.1	\$0.1
Clean Air Act	\$0.1	\$0.1	< \$0.05	< \$0.05	< \$0.05	\$0.2	\$0.1
Clean Water Act	< \$0.05	< \$0.05	< \$0.05	< \$0.05	< \$0.05	< \$0.05	< \$0.05
HAZMAT Reduction	\$0.1	\$0.3	\$0.0	\$0.0	\$0.0	\$0.6	\$0.1
Other	\$0.1	\$0.1	\$0.0	\$1.9	\$1.2	\$2.9	\$1.2
Total	\$0.5	\$0.7	\$0.2	\$2.1	\$1.4	\$5.0	\$1.7
Total Recurring	\$1.7	\$1.5	\$1.9	\$1.6	\$1.9	\$2.2	\$5.8
Total Nonrecurring	\$0.5	\$0.7	\$0.2	\$2.1	\$1.4	\$5.0	\$1.7
Total	\$2.1	\$2.3	\$2.2	\$3.7	\$3.3	\$7.2	\$7.5

* Subtotals may not add to totals due to rounding.

† Prior to FY07, DoD reported all Manpower and Education & Training funds under the Compliance Program.

‡ Because of the lack of Appropriations Acts, the Comptroller estimated the Fiscal Year (FY) 2011 amounts based on the FY11 President's Budget request, with an adjustment to match the annualized Continuing Resolution funding level by appropriation.

Figure D-1.4 Restoration Budget Summary (Millions of Dollars)*

Army	FY06 Actual	FY07 Actual	FY08 Actual	FY09 Actual	FY10 Actual	FY11 Estimated [‡]	FY12 Requested
ER							
Management	\$53.8	\$56.4	\$65.5	\$58.1	\$69.1	\$145.2	\$48.2
Investigation	\$47.5	\$61.0	\$52.0	\$83.1	\$164.5	\$125.4	\$67.0
Cleanup	\$242.6	\$236.3	\$253.6	\$216.0	\$153.6	\$133.4	\$201.7
Long-term Management	\$51.3	\$49.2	\$66.3	\$44.6	\$49.1	\$40.5	\$29.0
Total	\$395.3	\$402.8	\$437.4	\$401.8	\$436.3	\$444.6	\$346.0
IRP	\$378.8	\$372.9	\$396.2	\$337.3	\$327.8	\$330.9	\$268.7
MMRP	\$16.4	\$29.9	\$41.2	\$64.6	\$108.5	\$113.7	\$77.3
Total	\$395.3	\$402.8	\$437.4	\$401.8	\$436.3	\$444.6	\$346.0
BRAC							
Management	\$11.0	\$15.4	\$15.2	\$24.5	\$11.5	\$17.7	\$16.2
Investigation	\$10.6	\$96.2	\$13.8	\$42.7	\$11.9	\$15.7	\$11.8
Cleanup	\$58.9	\$10.2	\$56.6	\$35.0	\$66.2	\$64.5	\$75.1
Long-term Management	\$10.8	\$2.8	\$6.3	\$3.7	\$29.3	\$10.6	\$5.9
Planning, Compliance, and Other [†]	\$54.2	\$11.1	\$22.8	\$21.1	\$165.7	\$33.4	\$69.4
Total	\$145.6	\$135.7	\$114.7	\$127.1	\$284.6	\$141.9	\$178.4
IRP	\$65.8	\$70.6	\$58.1	\$51.4	\$86.7	\$72.5	\$67.5
MMRP	\$25.5	\$54.0	\$33.8	\$54.5	\$32.3	\$36.1	\$41.5
Planning, Compliance, and Other [†]	\$54.2	\$11.1	\$22.8	\$21.1	\$165.7	\$33.4	\$69.4
Total	\$145.6	\$135.7	\$114.7	\$127.1	\$284.6	\$141.9	\$178.4

* Subtotals may not add to totals due to rounding.

† Other may include revenue gained from land sales or execution of prior year funding. Negative values indicate years in which revenue or the execution of prior year funding exceeds planning and compliance costs.

‡ Because of the lack of Appropriations Acts, the Comptroller estimated the Fiscal Year (FY) 2011 amounts based on the FY11 President's Budget request, with an adjustment to match the annualized Continuing Resolution funding level by appropriation.

Figure D-1.4, cont. Restoration Budget Summary (Millions of Dollars)*

Navy and Marine Corps [§]	FY06 Actual	FY07 Actual	FY08 Actual	FY09 Actual	FY10 Actual	FY11 Estimated [‡]	FY12 Requested
ER							
Management	\$49.0	\$48.8	\$48.3	\$52.6	\$62.9	\$56.9	\$61.1
Investigation	\$72.7	\$63.3	\$62.9	\$71.7	\$63.7	\$69.0	\$59.8
Cleanup	\$161.7	\$177.5	\$173.3	\$155.0	\$140.2	\$159.5	\$164.6
Long-term Management	\$12.5	\$12.1	\$28.4	\$15.6	\$18.9	\$19.5	\$23.2
Total	\$295.9	\$301.7	\$312.9	\$294.9	\$285.7	\$304.9	\$308.7
IRP	\$253.3	\$252.9	\$261.2	\$245.5	\$247.7	\$249.5	\$245.0
MMRP	\$42.6	\$48.8	\$51.7	\$49.4	\$38.0	\$55.4	\$63.7
Total	\$295.9	\$301.7	\$312.9	\$294.9	\$285.7	\$304.9	\$308.7
BRAC							
Management	\$30.2	\$23.8	\$28.2	\$13.8	\$22.9	\$23.3	\$32.0
Investigation	\$40.1	\$26.5	\$34.5	\$29.5	\$23.5	\$11.4	\$12.8
Cleanup	\$176.2	\$113.1	\$241.2	\$193.1	\$164.2	\$123.6	\$172.0
Long-term Management	\$10.0	\$31.4	\$5.7	\$5.5	\$14.1	\$7.1	\$7.2
Planning, Compliance, and Other [†]	\$23.1	\$46.6	(\$30.8)	\$11.2	\$12.2	\$2.5	\$2.3
Total	\$279.5	\$241.4	\$278.7	\$253.1	\$236.9	\$168.0	\$226.3
IRP	\$249.7	\$187.2	\$284.3	\$221.8	\$215.2	\$145.6	\$176.9
MMRP	\$6.8	\$7.6	\$25.2	\$20.0	\$9.5	\$19.9	\$47.1
Planning, Compliance, and Other [†]	\$23.1	\$46.6	(\$30.8)	\$11.2	\$12.2	\$2.5	\$2.3
Total	\$279.5	\$241.4	\$278.7	\$253.1	\$236.9	\$168.0	\$226.3

* Subtotals may not add to totals due to rounding.

† Other may include revenue gained from land sales or execution of prior year funding. Negative values indicate years in which revenue or the execution of prior year funding exceeds planning and compliance costs.

‡ Because of the lack of Appropriations Acts, the Comptroller estimated the Fiscal Year (FY) 2011 amounts based on the FY11 President's Budget request, with an adjustment to match the annualized Continuing Resolution funding level by appropriation.

§ Navy and Marine Corps are reported together under the Department of the Navy in the corresponding budget documents.

Figure D-1.4, cont. Restoration Budget Summary (Millions of Dollars)*

Air Force	FY06 Actual	FY07 Actual	FY08 Actual	FY09 Actual	FY10 Actual	FY11 Estimated [‡]	FY12 Requested
ER							
Management	\$41.9	\$39.4	\$45.0	\$49.2	\$87.6	\$79.9	\$78.9
Investigation	\$104.9	\$84.2	\$81.9	\$127.4	\$150.1	\$88.3	\$87.7
Cleanup [§]	\$244.0	\$261.6	\$307.8	\$299.4	\$236.2	\$315.1	\$322.1
Long-term Management	\$10.3	\$16.3	\$21.4	\$19.2	\$20.6	\$19.4	\$36.8
Total	\$401.1	\$401.5	\$456.2	\$495.3	\$494.3	\$502.7	\$525.5
IRP	\$387.9	\$382.9	\$414.9	\$387.8	\$393.7	\$455.6	\$416.1
MMRP	\$13.1	\$18.6	\$41.3	\$107.4	\$100.6	\$47.1	\$109.3
Total	\$401.1	\$401.5	\$456.2	\$495.3	\$494.3	\$502.7	\$525.5
BRAC							
Management	\$29.0	\$22.5	\$27.3	\$18.3	\$28.4	\$28.7	\$27.9
Investigation	\$13.5	\$10.5	\$12.6	\$22.1	\$26.3	\$2.3	\$0.0
Cleanup	\$62.6	\$70.0	\$73.2	\$65.7	\$64.2	\$93.9	\$64.1
Long-term Management	\$4.9	\$5.0	\$7.1	\$7.6	\$6.7	\$20.1	\$23.8
Planning, Compliance, and Other [†]	\$33.2	\$21.4	\$21.8	\$30.1	\$15.5	\$2.8	\$0.3
Total	\$143.2	\$129.5	\$141.9	\$143.7	\$141.2	\$147.8	\$116.2
IRP	\$110.0	\$107.9	\$118.3	\$112.3	\$123.1	\$140.6	\$115.8
MMRP	\$0.0	\$0.2	\$1.8	\$1.4	\$2.5	\$4.4	\$0.0
Planning, Compliance, and Other [†]	\$33.2	\$21.4	\$21.8	\$30.1	\$15.5	\$2.8	\$0.3
Total	\$143.2	\$129.5	\$141.9	\$143.7	\$141.2	\$147.8	\$116.2

* Subtotals may not add to totals due to rounding.

† Other may include revenue gained from land sales or execution of prior year funding. Negative values indicate years in which revenue or the execution of prior year funding exceeds planning and compliance costs.

‡ Because of the lack of Appropriations Acts, the Comptroller estimated the Fiscal Year (FY) 2011 amounts based on the FY11 President's Budget request, with an adjustment to match the annualized Continuing Resolution funding level by appropriation.

§ Includes building demolition/debris removal costs.

Figure D-1.4, cont. Restoration Budget Summary (Millions of Dollars)*

DLA	FY06 Actual	FY07 Actual	FY08 Actual	FY09 Actual	FY10 Actual	FY11 Estimated‡	FY12 Requested
ER							
Management	\$3.8	\$2.2	\$2.2	\$2.0	\$2.7	\$1.8	\$1.8
Investigation	\$5.0	\$1.2	\$1.2	\$0.9	\$1.1	\$0.3	\$0.0
Cleanup	\$9.7	\$7.5	\$7.7	\$4.5	\$7.9	\$5.0	\$5.2
Long-term Management	\$0.0	\$0.2	\$0.3	\$0.5	\$0.5	\$0.4	\$0.5
Total	\$18.5	\$11.0	\$11.3	\$7.9	\$12.2	\$7.5	\$7.4
IRP	\$18.5	\$11.0	\$11.3	\$7.9	\$12.2	\$7.5	\$7.4
MMRP	\$0.0	\$0.0	\$0.0	\$0.0	\$0.0	\$0.0	\$0.0
Total	\$18.5	\$11.0	\$11.3	\$7.9	\$12.2	\$7.5	\$7.4
BRAC							
Management	\$0.8	\$1.0	\$2.1	\$1.1	\$0.8	\$0.0	\$0.0
Investigation	\$0.0	\$0.4	\$0.3	\$0.4	\$0.0	\$0.0	\$0.0
Cleanup	\$4.2	\$4.6	\$1.2	\$3.1	\$2.8	\$0.0	\$0.0
Long-term Management	\$0.1	\$0.0	\$0.0	\$0.1	\$0.3	\$0.0	\$0.0
Planning, Compliance, and Other†	\$0.0	\$0.3	\$0.0	\$0.0	\$0.0	\$0.0	\$0.0
Total	\$5.0	\$6.2	\$3.6	\$4.7	\$4.0	\$0.0	\$0.0
IRP	\$5.0	\$6.0	\$3.6	\$4.7	\$4.0	\$0.0	\$0.0
MMRP	\$0.0	\$0.0	\$0.0	\$0.0	\$0.0	\$0.0	\$0.0
Planning, Compliance, and Other†	\$0.0	\$0.0	\$0.0	\$0.0	\$0.0	\$0.0	\$0.0
Total	\$5.0	\$6.0	\$3.6	\$4.7	\$4.0	\$0.0	\$0.0

* Subtotals may not add to totals due to rounding.

† Other may include revenue gained from land sales or execution of prior year funding. Negative values indicate years in which revenue or the execution of prior year funding exceeds planning and compliance costs.

‡ Because of the lack of Appropriations Acts, the Comptroller estimated the Fiscal Year (FY) 2011 amounts based on the FY11 President's Budget request, with an adjustment to match the annualized Continuing Resolution funding level by appropriation.

Figure D-1.4, cont. Restoration Budget Summary (Millions of Dollars)*

FUDS	FY06 Actual	FY07 Actual	FY08 Actual	FY09 Actual	FY10 Actual	FY11 Estimated‡	FY12 Requested
ER							
Management	\$34.9	\$36.1	\$37.3	\$30.5	\$35.0	\$32.5	\$37.5
Investigation	\$109.5	\$109.6	\$127.3	\$121.1	\$149.6	\$115.2	\$94.9
Cleanup†	\$111.6	\$110.1	\$115.6	\$130.7	\$139.4	\$124.4	\$140.3
Long-term Management	\$6.8	\$7.0	\$6.4	\$8.4	\$9.4	\$4.5	\$3.8
Total	\$262.8	\$262.8	\$286.7	\$290.7	\$333.3	\$276.6	\$276.5
IRP	\$162.1	\$144.3	\$153.9	\$167.6	\$164.5	\$187.4	\$181.6
MMRP	\$100.6	\$118.5	\$132.8	\$123.1	\$168.8	\$89.1	\$94.9
Total	\$262.8	\$262.8	\$286.7	\$290.7	\$333.3	\$276.6	\$276.5

Other Defense-wide	FY06 Actual	FY07 Actual	FY08 Actual	FY09 Actual	FY10 Actual	FY11 Estimated‡	FY12 Requested
ER							
Management	\$3.1	\$3.3	\$3.5	\$3.5	\$3.0	\$3.3	\$3.3
Investigation	\$0.0	\$0.0	\$0.0	\$0.0	\$0.0	\$0.0	\$0.0
Cleanup	\$0.0	\$0.0	\$0.0	\$0.0	\$0.0	\$0.0	\$0.0
Long-term Management	\$0.0	\$0.0	\$0.0	\$0.0	\$0.0	\$0.0	\$0.0
Total	\$3.1	\$3.3	\$3.5	\$3.5	\$3.0	\$3.3	\$3.3
IRP	\$3.1	\$3.3	\$3.5	\$3.5	\$3.0	\$3.3	\$3.3
MMRP	\$0.0	\$0.0	\$0.0	\$0.0	\$0.0	\$0.0	\$0.0
Total	\$3.1	\$3.3	\$3.5	\$3.5	\$3.0	\$3.3	\$3.3

* Subtotals may not add to totals due to rounding.

† Includes building demolition/debris removal costs.

‡ Because of the lack of Appropriations Acts, the Comptroller estimated the Fiscal Year (FY) 2011 amounts based on the FY11 President's Budget request, with an adjustment to match the annualized Continuing Resolution funding level by appropriation.

Figure D-1.5 Overseas Budget Summary (Millions of Dollars)

	FY06 Actual	FY07 Actual	FY08 Actual	FY09 Actual	FY10 Actual	FY11 Estimated [‡]	FY12 Requested
Army							
Cleanup [†]	\$11.1	\$4.7	\$18.1	\$16.4	\$16.6	\$19.0	\$25.9
Compliance	\$40.1	\$43.7	\$53.9	\$48.7	\$46.3	\$54.2	\$61.0
Pollution Prevention	\$2.3	\$3.8	\$3.1	\$2.7	\$1.9	\$2.5	\$4.1
Natural and Cultural Resources	\$4.1	\$10.2	\$5.4	\$6.2	\$9.2	\$4.8	\$6.1
Total	\$54.5	\$57.7	\$62.4	\$57.6	\$57.4	\$61.6	\$71.2
Navy							
Cleanup [†]	\$0.0	\$5.0	\$0.9	\$0.3	\$0.2	\$0.0	\$0.0
Compliance	\$18.9	\$20.6	\$40.2	\$35.5	\$20.0	\$19.6	\$26.0
Pollution Prevention	\$1.7	\$1.5	\$0.2	\$0.2	< \$0.05	< \$0.05	< \$0.05
Natural and Cultural Resources	\$0.6	\$0.5	\$0.3	\$0.1	\$0.3	\$0.4	\$1.4
Total	\$21.2	\$27.6	\$41.6	\$36.1	\$20.5	\$20.0	\$27.4
Marine Corps							
Cleanup [†]	\$0.0	\$0.0	\$0.0	\$0.0	\$0.0	\$0.0	\$0.0
Compliance	\$6.9	\$3.9	\$3.9	\$4.6	\$4.2	\$4.2	\$4.3
Pollution Prevention	\$1.3	\$1.6	\$1.7	\$1.7	\$1.9	\$1.8	\$1.8
Natural and Cultural Resources	\$0.9	\$1.4	\$1.3	\$1.4	\$1.5	\$1.6	\$1.5
Total	\$9.1	\$6.9	\$6.9	\$7.7	\$7.6	\$7.6	\$7.6
Air Force							
Cleanup [†]	\$13.0	\$15.4	\$6.5	\$12.0	\$29.9	\$17.4	\$13.9
Compliance	\$28.3	\$36.9	\$40.9	\$47.6	\$60.3	\$51.9	\$50.0
Pollution Prevention	\$5.9	\$4.6	\$6.5	\$4.7	\$4.1	\$4.7	\$3.0
Natural and Cultural Resources	\$2.7	\$2.2	\$5.1	\$4.2	\$3.5	\$4.0	\$1.2
Total	\$49.9	\$43.7	\$52.6	\$56.5	\$67.9	\$60.6	\$54.2
Defense-wide*							
Cleanup [†]	\$0.0	\$0.0	\$0.0	\$0.0	\$0.0	\$0.0	\$0.0
Compliance	\$22.4	\$17.1	\$10.7	\$9.9	\$9.9	\$12.7	\$11.7
Pollution Prevention	\$1.8	\$1.3	\$0.7	\$1.3	\$1.4	\$1.5	\$5.0
Natural and Cultural Resources	\$0.0	\$0.0	\$0.0	\$0.0	\$0.0	\$0.0	\$0.0
Total	\$24.2	\$18.4	\$11.5	\$11.2	\$11.3	\$14.3	\$16.6
DoD Total	\$158.9	\$154.4	\$175.1	\$169.0	\$164.8	\$164.0	\$177.1

* Includes DLA.

† Overseas cleanup activities are funded under the Compliance Program.

‡ Because of the lack of Appropriations Acts, the Comptroller estimated the Fiscal Year (FY) 2011 amounts based on the FY11 President's Budget request, with an adjustment to match the annualized Continuing Resolution funding level by appropriation.

Section 2. Natural Resources Program Performance / Sikes Act Improvement Act

Figure D-2.1 Natural Resources Program Performance

Army	FY06	FY07	FY08	FY09	FY10
Installations Requiring INRMPs	177	172	157	157	157
Number of INRMPs Complete	173	169	154	98	93
Percent of INRMPs Complete	98%	98%	98%	62%	59%
INRMP Spending (Millions of Dollars)	\$71.8	\$71.4	\$89.7	\$125.2	\$107.9
Navy	FY06	FY07	FY08	FY09	FY10
Installations Requiring INRMPs	78	78	71	75	72
Number of INRMPs Complete	72	78	57	71	70
Percent of INRMPs Complete	92%	100%	80%	95%	97%
INRMP Spending (Millions of Dollars)	\$8.9	\$6.1	\$10.1	\$21.9	\$14.3
Marine Corps	FY06	FY07	FY08	FY09	FY10
Installations Requiring INRMPs	17	17	17	17	17
Number of INRMPs Complete	15	16	16	16	17
Percent of INRMPs Complete	88%	94%	94%	94%	100%
INRMP Spending (Millions of Dollars)	\$12.2	\$14.2	\$16.5	\$17.3	\$15.4
Air Force	FY06	FY07	FY08	FY09	FY10
Installations Requiring INRMPs	109	104	96	92	92
Number of INRMPs Complete	92	75	67	67	85
Percent of INRMPs Complete	84%	72%	70%	73%	92%
INRMP Spending (Millions of Dollars)	\$24.2	\$29.1	\$28.2	\$23.5	\$23.4
DLA	FY06	FY07	FY08	FY09	FY10
Installations Requiring INRMPs	2	2	2	2	2
Number of INRMPs Complete	2	2	1	1	1
Percent of INRMPs Complete	100%	100%	50%	50%	50%
INRMP Spending (Millions of Dollars)	\$0.2	\$0.2	\$0.4	\$0.2	\$0.2
DoD Totals	FY06	FY07	FY08	FY09	FY10
Installations Requiring INRMPs	383	373	343	343	340
Number of INRMPs Complete	354	340	295	253	266
Percent of INRMPs Complete	92%	91%	86%	74%	78%
INRMP Spending (Millions of Dollars)	\$117.2	\$121.0	\$144.8	\$188.1	\$161.3

Figure D-2.2 Sikes Act Improvement Act

Installation Name	State	Most Recent INRMP (Month-YY)	\$ Spent in Current Fiscal Year to Implement INRMP (Actual Dollars)
Army			
89th Regional Readiness Command (Kingsbury LTA, IN;IL;MI;MN;OH;WI)	IN	3-08	\$619,811
89th Regional Readiness Command (Sunflower LTA KS, Atchison SSF KS, Mead LTA NE)	KS	8-08	\$619,811
99th Regional Readiness Command HQ (Keystone LTA (Formerly Geneva LTA))	PA	6-08	\$619,811
Aberdeen Proving Ground (AA)	MD	6-09	\$5,499,169
AKARNG (Stewart River Training Area)	AK	6-01	\$113,475
ALARNG (Pelham Range [Formerly Fort McClellan])	AL	10-07	\$321,929
Anniston Army Depot	AL	5-09	\$135,000
ARARNG (Camp J.T. Johnson)	AR	10-05	\$264,508
ARARNG (Fort Chaffee MTC)	AR	9-09	\$264,508
AZARNG (Camp Navajo)	AZ	10-01	\$376,674
AZARNG (Florence Military Reservation)	AZ	10-08	\$376,674
Blue Grass Army Depot	KY	3-08	\$25,000
CAARNG (Camp Roberts Training Site MTC-H)	CA	2-07	\$233,457
CAARNG (Camp San Luis Obispo)	CA	2-07	\$233,457
CAARNG (Santa Cruz)	CA	2-07	\$233,457
Camp Curtis Guild	MA	3-09	\$0
CSTC (Fort Hunter Liggett and Camp Parks)	CA	5-09	\$619,811
CTARNG (Camp Hartell, Camp Rell, East Haven Rifle Range, Stones Ranch MIL RESV)	CT	8-09	\$60,750
DEARNG (Bethany Beach Training Site)	DE	10-07	\$4,125
DEARNG (New Castle Rifle Range/Training Site)	DE	10-07	\$4,125
Deseret Chemical Depot	UT	11-07	\$750,000
Devens Reserve Forces Training Area	MA	12-08	\$619,811
FLARNG (Camp Blanding)	FL	8-09	\$251,266
FLARNG (Miramar-Snake Creek Training Site)	FL	7-09	\$251,267
Fort A.P. Hill	VA	5-08	\$1,377,184

Installation Name	State	Most Recent INRMP (Month-YY)	\$ Spent in Current Fiscal Year to Implement INRMP (Actual Dollars)
Army, cont.			
Fort Belvoir	VA	6-09	\$980,227
Fort Benning	GA	7-06	\$2,739,204
Fort Bliss	TX	5-09	\$6,986,226
Fort Bragg	NC	11-01	\$2,416,530
Fort Buchanan	PR	6-05	\$45,000
Fort Campbell	KY	9-09	\$953,351
Fort Carson (Includes Pinyon Canyon Maneuver Site)	CO	9-09	\$2,922,759
Fort Detrick	MD	6-09	\$74,899
Fort Dix	NJ	7-08	\$619,811
Fort Drum	NY	7-09	\$979,467
Fort George G. Meade	MD	1-04	\$520,461
Fort Gordon	GA	9-08	\$555,659
Fort Greely	AK	9-07	\$290,711
Fort Hood	TX	10-08	\$2,424,887
Fort Huachuca	AZ	10-07	\$1,444,346
Fort Jackson	SC	8-07	\$1,065,536
Fort Knox	KY	3-08	\$555,443
Fort Leavenworth	KS	9-09	\$239,748
Fort Lee	VA	1-98	\$596,307
Fort Leonard Wood	MO	2-09	\$486,815
Fort Lewis	WA	2-07	\$3,552,361
Fort McCoy	WI	2-06	\$2,373,148
Fort Polk	LA	11-08	\$783,389
Fort Richardson	AK	10-08	\$1,287,298
Fort Riley	KS	9-07	\$2,887,777
Fort Rucker	AL	8-09	\$454,241
Fort Sam Houston (Includes Camp Bullis)	TX	2-08	\$1,271,188
Fort Sill	OK	6-07	\$2,012,250

Figure D-2.2, cont. Sikes Act Improvement Act

Installation Name	State	Most Recent INRMP (Month-YY)	\$ Spent in Current Fiscal Year to Implement INRMP (Actual Dollars)
Army, cont.			
Fort Stewart (Includes Hunter AAF)	GA	3-09	\$4,291,791
Fort Story	VA	12-08	\$330,700
Fort Wainwright	AK	10-08	\$2,615,531
Hawthorne Army Ammunition Plant	NV	3-09	\$1,000
HIARNG (Keaukaha Military Reservation—Hilo, Kekaha Rifle WETS, Ukumehame, Waiawa Gulch/Pearl City)	HI	9-09	\$358,195
Holston Army Ammunition Plant	TN	5-01	\$96,000
IAARNG (Camp Dodge Training Site)	IA	10-07	\$117,548
IDARNG (Orchard Range Training Site)	ID	2-09	\$658,439
ILARNG (Marseilles)	IL	10-09	\$173,812
ILARNG (Sparta Training Site)	IL	10-09	\$173,813
INARNG (Atterbury Training Site/Camp Atterbury)	IN	10-07	\$557,342
Iowa Army Ammunition Plant	IA	3-09	\$957,000
KSARNG (Smokey Hill Training Area, Salina)	KS	11-01	\$96,675
KYARNG (Artemus)	KY	9-09	\$121,374
KYARNG (Eastern Kentucky WETS)	KY	9-09	\$121,374
KYARNG (W.H. Ford Regional Training Center)	KY	4-08	\$121,375
LAARNG (Camp Beauregard)	LA	3-06	\$160,186
LAARNG (Camp Minden [Formerly Louisiana Army Ammunition Plant])	LA	9-06	\$160,186
LAARNG (Camp Villere Training Site)	LA	9-06	\$160,186
MAARNG (Camp Edwards)	MA	7-09	\$110,747
McAlester Army Ammunition Plant	OK	8-09	\$395,000
MEARNG (Caswell Training Site)	ME	5-06	\$66,972
MEARNG (Hollis Plains Training Site)	ME	10-09	\$66,972
MEARNG (Riley-Bog Brook Training Site)	ME	2-07	\$66,972
MIARNG (Camp Grayling)	MI	1-09	\$319,614
MIARNG (Fort Custer Training Center)	MI	3-09	\$319,614

Installation Name	State	Most Recent INRMP (Month-YY)	\$ Spent in Current Fiscal Year to Implement INRMP (Actual Dollars)
Army, cont.			
Milan Army Ammunition Plant	TN	11-08	\$378,120
Military Ocean Terminal Sunny Point	NC	1-09	\$425,000
MNARNG (Camp Ripley)	MN	12-08	\$213,790
MNARNG (Twin Cities Army Training Site Arden Hills [Formerly Twin Cities AAP])	MN	3-09	\$213,791
MOARNG (Camp Clark)	MO	10-09	\$79,656
MOARNG (Camp Crowder)	MO	10-09	\$79,656
MOARNG (Macon Training Site)	MO	6-08	\$79,656
MOARNG (Truman Reservoir Training Site)	MO	3-09	\$79,656
MOARNG (Wappello Training Site)	MO	3-09	\$79,656
MSARNG (Camp Shelby and Camp McCain)	MS	12-07	\$1,546,022
MTARNG (Fort Harrison)	MT	5-09	\$90,427
MTARNG (Limestone Hills Training Range)	MT	5-09	\$90,428
NCARNG (Camp Butner Training Range)	NC	11-07	\$154,494
NDARNG (Camp Grafton)	ND	9-09	\$52,993
NDARNG (Garrison Training Site)	ND	10-09	\$52,993
NDARNG (TS Willison)	ND	10-09	\$52,993
NEARNG (Camp Ashland Training Site)	NE	9-09	\$84,137
NEARNG (Greenlief Training Site [Formerly Hastings TS])	NE	9-09	\$84,137
NEARNG (Mead Training Site)	NE	9-09	\$84,138
Newport Chemical Depot		10-06	\$219,570
NJARNG (Sea Girt Training Center)	NJ	6-06	\$53,765
NMARNG INRMP (Camel Tracks, Carlsbad TS, Roswell TS, Deming TS)	NM	9-09	\$304,165
NTC (Fort Irwin)	CA	9-09	\$6,335,610
NVARNG (Stead Training Site)	NV	7-06	\$237,821
NYARNG (Camp Smith Training Site)	NY	8-09	\$35,463
NYARNG (Guilderland LTA)	NY	8-09	\$35,464
NYARNG (Youngstown Training Site)	NY	9-09	\$35,463

Figure D-2.2, cont. Sikes Act Improvement Act

Installation Name	State	Most Recent INRMP (Month-YY)	\$ Spent in Current Fiscal Year to Implement INRMP (Actual Dollars)
Army, cont.			
OHARNG (Camp Perry)	OH	8-07	\$101,441
OHARNG (Newton Fall TS [Formerly Ravenna Army Ammunition Plant])	OH	8-09	\$101,442
OKARNG (Camp Gruber Training Site)	OK	6-08	\$777,257
ORANG (Camp Adair/Corvallis)	OR	1-09	\$89,500
ORANG (Camp Rilea)	OR	1-09	\$89,500
ORARNG (Central Oregon Training Site)	OR	1-09	\$89,500
Paarng (Fort Indiantown Gap)	PA	1-06	\$506,999
Picatiny Arsenal (ARDEC)	NJ	1-09	\$659,763
Pohakuloa Training Area	HI	9-09	\$3,409,300
PRARNG (Camp Santiago Training Site)	PR	9-05	\$5,000
Presidio Of Monterey (Includes ORD)	CA	9-08	\$194,603
Pueblo Chemical Depot	CO	5-08	\$50,000
Radford Army Ammunition Plant	VA	6-09	\$50,000
Red River Army Depot (Includes Lonestar AAP-BRAC Installation)	TX	7-07	\$743,408
Redstone Arsenal	AL	4-02	\$1,058,696
RIARNG (Camp Fogarty Training Site)	RI	8-09	\$117,323
Rock Island Arsenal	IL	4-06	\$43,552
SCARNG (Clark Hills Training Site)	SC	7-08	\$230,587
SCARNG (Leesburg Training Site)	SC	7-08	\$230,587
SDARNG (Austin Training Area)	SD	8-09	\$35,250
SDARNG (Camp Rapid MTA/West Camp)	SD	2-09	\$35,250
Sierra Army Depot	CA	10-08	\$20,000
THARNG (Tullahoma Training Site)	TN	8-05	\$94,125
TNARNG (Catoosa Training Site)	TN	10-05	\$94,125
TNARNG (Milan Training Site)	TN	10-05	\$94,125

Installation Name	State	Most Recent INRMP (Month-YY)	\$ Spent in Current Fiscal Year to Implement INRMP (Actual Dollars)
Army, cont.			
Tooele Army Depot	UT	4-07	\$30,000
TXARNG (Camp Bowie [State and Federal Lands])	TX	2-09	\$163,831
TXARNG (Camp Maxey and Camp Mabry)	TX	2-09	\$163,831
TXARNG (Camp Swift TS)	TX	2-09	\$163,831
TXARNG (Fort Wolters)	TX	2-09	\$163,831
Umatilla Chemical Depot	OR	1-06	\$240,496
US Army Hawaii-Oahu (Dillingham Military Reservation, Schofield Barracks MR, Kahuku TA, Kawaihoa TA, Makua MR)	HI	9-09	\$12,150,232
US Army Research Laboratory Adelphi (Adelphi Laboratory Center and Blossom Point Research Facility)	MD	5-02	\$104,867
USARC (Joliet LTA)	IL	3-08	\$619,811
UTARNG (Camp Williams/Riverton MTA-L)	UT	5-07	\$208,237
UTARNG (OMS 10B/Saint George)	UT	10-09	\$208,238
VAARNG (Camp Pickett)	VA	11-05	\$650,369
VTARNG (Camp Johnson)	VT	8-01	\$98,044
VTARNG (Ethan Allen Firing Range)	VT	9-08	\$98,044
WAARNG (Camp Murray)	WA	8-09	\$81,751
West Point Military Reservation	NY	3-09	\$363,927
White Sands Missile Range	NM	6-08	\$2,377,830
WIARNG (TS Camp Wismer)	WI	10-09	\$137,233
WVARNG (Camp Dawson, Briery Mtn TA, Pringle Tract, Volkstone TA)	WV	1-09	\$324,055
WYARNG (Camp Guernsey)	WY	8-01	\$129,244
WYARNG (Lander Training Site LTA)	WY	8-01	\$129,244
WYARNG (Lovell LTA)	WY	8-01	\$129,244
WYARNG (Sheridan LTA)	WY	8-01	\$129,244
Yakima Training Center	WA	8-08	\$129,245
Yuma Proving Grounds	AZ	2-08	\$818,464
Army Total			\$107,926,075

Figure D-2.2, cont. Sikes Act Improvement Act

Installation Name	State	Most Recent INRMP (Month-YY)	\$ Spent in Current Fiscal Year to Implement INRMP (Actual Dollars)
Navy			
Annapolis NSA	MD	1-02	\$80,182
Bayview Det., Carderock NSWC	ID	10-10	N/A
Boardman, NWSTF (BRAC)	OR	6-99	\$55,000
Bremerton, NAVHOSP	WA	2-05	N/A
Brunswick NAS	ME	12-01	N/A
Camp Peary, AFETA	VA	1-05	N/A
Carderock NSF	MD	10-10	\$45,000
Chesapeake Bay Det., NRL	MD	12-08	\$238,500
China Lake, NAWS	CA	9-04	\$441,237
Corona, NWS DET	CA	10-09	N/A
Coronado, Naval Base	CA	4-02	\$1,275,815
Corpus Christi, NAS	TX	9-07	\$6,480
Crane, NSA	IN	11-10	\$537,332
Cutler, NCTAMSLANT DET	ME	Under Development	
Dahlgren, Naval Support Facility	VA	11-08	\$205,110
Dam Neck Annex, NASO	VA	9-08	\$42,480
Dixon, NRTF	CA	6-03	\$25,880
Earle, NWS	NJ	2-02	\$51,500
EI Centro, NAF	CA	10-01	\$53,629
Everett, NAVSTA	WA	3-09	N/A
Fallbrook Det., NWS Seal Beach	CA	5-06	\$560,209
Fallon, NAS	NV	6-06	\$145,423
Flagstaff, NAVOBSY	AZ	8-02	\$49,354
Great Lakes Naval Station	IL	11-01	\$72,527
Guam, COMNAVMARIANAS	GU	9-01	\$813,418
Gulfport, NCBC	MS	10-07	\$20,850
Harvey Point, DTA	NC	9-02	N/A
Indian Head, NSF	MD	3-09	\$227,000

Installation Name	State	Most Recent INRMP (Month-YY)	\$ Spent in Current Fiscal Year to Implement INRMP (Actual Dollars)
Navy, cont.			
Indian Island NAVMAG	WA	9-09	\$43,000
Jacksonville, NAS	FL	11-01	\$93,911
Jim Creek, NAVRADSTA (T)	WA	3-09	N/A
Key West, NAS	FL	12-07	\$88,998
Keyport, NUWC	WA	10-10	N/A
Kings Bay, NSB	GA	10-10	\$59,200
Kingsville, NAS	TX	9-07	\$108,241
Kitsap, NBK – Bangor	WA	10-10	\$38,582
Lemoore, NAS	CA	6-02	\$229,942
Little Creek, NAB	VA	12-04	\$694,416
Mayport, NAVSTA	FL	10-07	\$63,634
Meridian, NAS	MS	11-07	\$6,000
Mid-South, NSA	TN	1-10	\$97,000
Monterey, NPS	CA	7-01	\$148,774
Naval District Washington (NDW) Complex	DC	7-09	\$127,081
Naval Support Activity Panama City	FL	2-02	\$48,000
New London, NSB	CT	4-04	\$14,000
New Orleans, NAS JRB	LA	11-01	\$169,997
Newport, NAVSTA	RI	11-01	\$48,150
NIOC Sugar Grove WV	WV	5-10	\$6,498
Norfolk-Northwest Annex, NSA	VA	12-05	\$55,645
Oceana, NAS	VA	9-08	\$87,891
Pacific Missile Range Facility	HI	11-10	\$163,400
Patuxent River, NAS	MD	2-02	\$144,138
Patuxent River, NAS – SRRB Bloodworth Island	MD	9-09	N/A
Pearl Harbor, NAVSTA	HI	1-02	\$165,000
Pensacola, NAS	FL	11-06	\$108,328
Point Loma, Naval Base	CA	5-02	\$416,024

Figure D-2.2, cont. Sikes Act Improvement Act

Installation Name	State	Most Recent INRMP (Month-YY)	\$ Spent in Current Fiscal Year to Implement INRMP (Actual Dollars)
Navy, cont.			
Point Mugu, NBVC	CA	5-02	\$105,870
Port Hueneme, NBVC	CA	5-02	\$129,475
Portsmouth, NSY – Great Pond Outdoor Center	ME	Under Development	\$0
Puget Sound, FISC	WA	7-09	N/A
Rangeley, NSERE	ME	12-07	N/A
San Clemente Island, NALF	CA	5-02	\$4,666,621
San Diego Bay	CA	3-02	\$213,914
San Diego, Naval Base	CA	4-02	\$259,629
San Diego, Naval Medical Center	CA	5-06	\$52,483
San Nicolas Island, OLF	CA	8-06	\$105,870
San Pedro, DFSP	CA	9-02	\$177,000
Seal Beach, NWS	CA	5-09	\$93,396
Solomons Island, NRC	MD	3-10	N/A
Whidbey Island, NAS	WA	4-96	\$55,000
Whiting Field, NAS	FL	11-06	\$66,845
Yorktown, NWS	VA	10-10	\$166,971
Navy Total			\$14,265,850

Installation Name	State	Most Recent INRMP (Month-YY)	\$ Spent in Current Fiscal Year to Implement INRMP (Actual Dollars)
Marine Corps			
MCAGCC Twentynine Palms	CA	1-10	\$1,439,472
MCAS Beaufort	SC	8-10	\$533,872
MCAS Camp Pendleton	CA	1-10	\$215,000
MCAS Cherry Point	NC	11-06	\$1,159,637
MCAS Miramar	CA	12-09	\$907,871
MCAS Yuma Bmg Range	AZ	9-10	\$603,278
MCB Camp Lejeune	NC	8-10	\$2,793,000
MCB Camp Pendleton	CA	12-10	\$5,554,317
MCB Hawaii	HI	12-08	\$678,259
MCB Quantico	VA	4-10	\$898,000
MCLB Albany	GA	9-10	\$43,000
MCLB Barstow	CA	3-10	\$2,800
MCRC Jacksonville	FL	4-05	\$0
MCRC Syracuse	NY		\$0
MCRD Parris Island	SC	8-10	\$269,100
MCSF Blount Island	FL	7-10	\$183,200
Townsend Range	GA	8-10	\$153,698
Marine Corps Total			\$15,434,504

Figure D-2.2, cont. Sikes Act Improvement Act

Installation Name	State	Most Recent INRMP (Month-YY)	\$ Spent in Current Fiscal Year to Implement INRMP (Actual Dollars)
Air Force			
611 ASG ARS Sites	AK	11-07	\$47,422
611 ASG Eareckson Air Force Station	AK	11-07	\$120,000
611 ASG Inactive Sites	AK	9-09	\$0
611 ASG King Salmon Airport	AK	4-08	\$20,000
Altus Air Force Base	OK	9-09	\$0
Andrews AFB (JBA)	MD	6-07	\$110,000
Arnold Air Force Base	TN	12-06	\$1,202,400
Avon Park AF Range	FL	12-98	\$1,473,600
Barksdale AFB	LA	2-08	\$211,635
Barry M. Goldwater Air Force Range	AZ	5-07	\$355,300
Beale Air Force Base	CA	3-08	\$374,340
Bellows Air Force Station	HI	7-08	\$8,000
Buckley Air Force Base	CO	3-00	\$253,161
Cannon Air Force Base	NM	2-10	\$215,000
Cape Canaveral Air Force Station	FL	10-08	\$1,397,700
Cape Cod Air Force Station	MA	1-07	\$67,684
Charleston Air Force Base	SC	12-08	\$76,000
Cheyenne Mountain Air Force Station	CO	5-08	\$156,300
Clear Air Force Station	AK	2-07	\$51,726
Columbus Air Force Base	MS	12-05	\$0
Davis-Monthan AFB	AZ	6-01	\$8,000
Dobbins Air Reserve Base	GA	9-07	\$47,000
Dyess Air Force Base	TX	12-06	\$53,000
Edwards Air Force Base	CA	8-08	\$450,000
Eglin Air Force Base	FL	2-08	\$3,347,000
Eielson Air Force Base	AK	12-03	\$0
Ellsworth AFB & Badlands Bombing Range	SD	1-06	\$64,300

Installation Name	State	Most Recent INRMP (Month-YY)	\$ Spent in Current Fiscal Year to Implement INRMP (Actual Dollars)
Air Force, cont.			
Elmendorf-Richardson Joint Base	AK	6-07	\$117,000
F. E. Warren Air Force Base	WY	6-08	\$242,448
Fairchild Air Force Base	WA	5-05	\$75,000
General Wayne A. Downing Peoria IAP	IL		\$25,000
Goodfellow Air Force Base	TX	5-07	\$0
Grand Forks Air Force Base	ND	3-06	\$687,888
Hanscom Air Force Base	MA	2-10	\$4,000
Hickam AFB, Hickam POL, Kaala, Kokee	HI	12-07	\$0
Hill Air Force Base & Utah Test and Training Range	UT	8-07	\$218,000
Holloman AFB & Oscura Range	NM	10-01	\$84,327
Homestead Air Reserve Base	FL	11-10	\$0
Hurlburt Field	FL	8-08	\$64,000
Jonathan Dickinson Missile Tracking Annex	FL	10-08	\$48,900
Ka'ena Point AFS	HI	1-01	\$109,500
Keesler Air Force Base	MS	1-07	\$50,000
Kingsley Field Air National Guard Base (Klamath Falls)	OR		\$89,951
Kirtland Air Force Base	NM	7-07	\$716,000
Lackland Air Force Base	TX	11-09	\$0
Langley-Eustis Joint Base	VA	2-07	\$76,000
Laughlin Air Force Base	TX	8-01	\$0
Little Rock Air Force Base	AR	1-06	\$605,000
Luke Air Force Base	AZ	3-10	\$0
MacDill Air Force Base	FL	5-10	\$1,799,800
Malabar Transmitter Annex	FL	10-08	\$49,900
Malmstrom Air Force Base	MT	1-08	\$110,000
March Air Reserve Base	CA	12-05	\$0
McConnell Air Force Base	KS	7-05	\$100,000
McEntire Air National Guard Station	SC	8-06	\$138,577

Figure D-2.2, cont. Sikes Act Improvement Act

Installation Name	State	Most Recent INRMP (Month-YY)	\$ Spent in Current Fiscal Year to Implement INRMP (Actual Dollars)
Air Force, cont.			
McGuire-Dix-Lakehurst Joint Base	NJ	6-02	\$556,566
Minot AFB	ND	11-02	\$28,000
Moody AFB Grand Bay Range	GA	6-08	\$86,400
Mountain Home AFB, Juniper Butte Range, Saylor Creek Range	ID	1-04	\$146,700
Naval Space Surveillance Field Station Elephant Butte	NM		\$0
Naval Space Surveillance Field Station Gila River	AZ		\$0
Naval Space Surveillance Field Station Lake Kickapoo	TX		\$0
Naval Space Surveillance Field Station San Diego	CA		\$100,869
Nellis AFB and Nevada Test & Training Range	NV	2-10	\$1,453,000
New Boston Air Force Station	NH	1-08	\$145,000
Niagara Falls Air Reserve Station	NY		\$0
Offutt Air Force Base	NE	3-10	\$8,000
Otis Air National Guard Base	MA	12-07	\$0
Patrick Air Force Base	FL	10-08	\$146,100
Peterson Air Force Base	CO	11-07	\$148,135
Pillar Point Air Force Station	CA		\$26,000
Randolph-JBSA	TX	5-09	\$65,049
Robins Air Force Base	GA	9-07	\$58,000
Scott Air Force Base	IL	3-06	\$190,000
Selfridge Air National Guard Base	MI	12-10	\$47,834
Seymour Johnson AFB & Dare County AF Range	NC	7-08	\$368,100
Shaw AFB Poinsette AF Range	SC	11-07	\$327,400
Sheppard Air Force Base	TX	9-10	\$0
Shriever Air Force Base	CO	12-10	\$20,000
Smoky Hill Air Ground Gunnery Range	KS	3-07	\$284,745
Tinker Air Force Base	OK	10-07	\$419,900
Travis Air Force Base	CA	3-03	\$135,500

Installation Name	State	Most Recent INRMP (Month-YY)	\$ Spent in Current Fiscal Year to Implement INRMP (Actual Dollars)
Air Force, cont.			
Tyndall Air Force Base	FL	10-07	\$0
US Air Force Academy	CO	9-08	\$641,210
Vance Air Force Base	OK	5-08	\$0
Vandenberg Air Force Base	CA	11-97	\$1,886,550
Volk Field and Harwood Weapons Range	WI	11-08	\$30,000
Wake Island Airfield	HI	9-08	\$105,000
Warren Grove Air Ground Gunnery Range	NJ	12-06	\$213,651
Westover Air Reserve Base	MA	12-09	\$66,689
Whiteman Air Force Base	MO	3-03	\$8,000
Wright-Patterson Air Force Base	OH	3-07	\$206,000
Air Force Total			\$23,439,257
Installation Name	State	Most Recent INRMP (Month-YY)	\$ Spent in Current Fiscal Year to Implement INRMP (Actual Dollars)
DLA			
DLA Distribution Depot Susquehanna	PA	9-07	\$10,000
DLA Energy Fuel Supply Point San Pedro	CA	9-02	\$195,000
DLA Total			\$205,000
DoD Total			\$161,270,686

Section 3. Cultural Resources Program Performance

Figure D-3.1 DoD Cultural Resources: ICRMP Progress

Army	FY06	FY07	FY08	FY09	FY10
Installations requiring ICRMPs	142	144	144	139	136
Installations with complete ICRMPs	131	133	134	132	133
Percent of complete ICRMPs	92%	92%	93%	95%	98%
Navy	FY06	FY07	FY08	FY09	FY10
Installations requiring ICRMPs	66	74	73	73	71
Installations with complete ICRMPs	24	23	21	28	37
Percent of complete ICRMPs	36%	31%	29%	38%	52%
Marine Corps	FY06	FY07	FY08	FY09	FY10
Installations requiring ICRMPs	17	17	17	17	18
Installations with complete ICRMPs	14	15	11	12	11
Percent of complete ICRMPs	82%	88%	65%	71%	61%
Air Force	FY06	FY07	FY08	FY09	FY10
Installations requiring ICRMPs	119	118	130	126	113
Installations with complete ICRMPs	80	81	86	116	113
Percent of complete ICRMPs	67%	69%	66%	92%	100%
DLA	FY06	FY07	FY08	FY09	FY10
Installations requiring ICRMPs	2	2	2	2	2
Installations with complete ICRMPs	2	2	2	2	2
Percent of complete ICRMPs	100%	100%	100%	100%	100%
DoD Totals	FY06	FY07	FY08	FY09	FY10
Installations requiring ICRMPs	346	355	366	357	340
Installations with complete ICRMPs	251	254	254	290	296
Percent of complete ICRMPs	73%	72%	69%	81%	87%

Figure D-3.2 Cultural Resources Metrics per DoDI 4715.16

	FY09	FY10
Curation		
Army		
Compliant curation of archaeological collections and associated records (Cubic Feet)	Not Compliant	Not Compliant
A) Volume of collections requiring curation	27,997	28,239
B) Volume of collections curated to 36 CFR Part 79	22,295	22,007
C) Volume of collections acquired during the previous fiscal year	1,519	762
Compliant curation of archaeological collections and associated records (Linear Feet)	Not Compliant	Not Compliant
A) Associated records requiring curation	8,426	7,902
B) Associated records curated to 36 CFR Part 79	7,180	6,961
C) Associated records acquired during the previous fiscal year	60	175
Navy		
Compliant curation of archaeological collections and associated records (Cubic Feet)	Not Compliant*	Not Compliant*
A) Volume of collections requiring curation	19,336	19,381
B) Volume of collections curated to 36 CFR Part 79	2,366	2,496
C) Volume of collections acquired during the previous fiscal year	110	130
Compliant curation of archaeological collections and associated records (Linear Feet)	Not Compliant	Not Compliant
A) Associated records requiring curation	1,584	1,606
B) Associated records curated to 36 CFR Part 79	51	85
C) Associated records acquired during the previous fiscal year	28	34
Marine Corps		
Compliant curation of archaeological collections and associated records (Cubic Feet)	Not Compliant*	Not Compliant*
A) Volume of collections requiring curation	3,077	3,277
B) Volume of collections curated to 36 CFR Part 79	1,996	2,166
C) Volume of collections acquired during the previous fiscal year	82	119
Compliant curation of archaeological collections and associated records (Linear Feet)	Compliant	Not Compliant
A) Associated records requiring curation	390	530
B) Associated records curated to 36 CFR Part 79	355	381
C) Associated records acquired during the previous fiscal year	47	9

* Compliant with DoDI 4715.16 if volume of collections not curated in current FY (A-B) is less than or equal to the volume of collections acquired in previous FY (C). Not compliant if (A-B) > C.

	FY09	FY10
Curation		
Air Force		
Compliant curation of archaeological collections and associated records (Cubic Feet)	Compliant*	Compliant*
A) Volume of collections requiring curation	5,130	5,198
B) Volume of collections curated to 36 CFR Part 79	4,887	5,198
C) Volume of collections acquired during the previous fiscal year	244	1,427
Compliant curation of archaeological collections and associated records (Linear Feet)	Compliant	Compliant
A) Associated records requiring curation	1,785	1,847
B) Associated records curated to 36 CFR Part 79	1,700	1,847
C) Associated records acquired during the previous fiscal year	85	92
DLA		
Compliant curation of archaeological collections and associated records (Cubic Feet)	Compliant*	Compliant*
A) Volume of collections requiring curation	3	3
B) Volume of collections curated to 36 CFR Part 79	3	3
C) Volume of collections acquired during the previous fiscal year	1	0
Compliant curation of archaeological collections and associated records (Linear Feet)	Compliant	Compliant
A) Associated records requiring curation	5	5
B) Associated records curated to 36 CFR Part 79	5	5
C) Associated records acquired during the previous fiscal year	1	0
DoD Total		
Compliant curation of archaeological collections and associated records (Cubic Feet)	Not Compliant*	Not Compliant*
A) Volume of collections requiring curation	55,543	56,098
B) Volume of collections curated to 36 CFR Part 79	31,547	31,870
C) Volume of collections acquired during the previous fiscal year	1,956	2,438
Compliant curation of archaeological collections and associated records (Linear Feet)	Not Compliant	Not Compliant
A) Associated records requiring curation	12,190	11,890
B) Associated records curated to 36 CFR Part 79	9,291	9,279
C) Associated records acquired during the previous fiscal year	221	310

Figure D-3.2, cont. Cultural Resources Metrics per DoDI 4715.16

	FY09	FY10
Archaeological Survey		
Army		
Number of total acres available for survey	12,953,933	12,780,687
Number of total acres available for survey that have been surveyed for archaeological sites	4,949,297	5,266,973
Percent of acres surveyed for archaeological sites	38%	41%
Navy		
Number of total acres available for survey	1,735,043	1,735,043
Number of total acres available for survey that have been surveyed for archaeological sites	516,841	530,436
Percent of acres surveyed for archaeological sites	30%	31%
Marine Corps		
Number of total acres available for survey	2,107,404	2,126,185
Number of total acres available for survey that have been surveyed for archaeological sites	622,516	647,085
Percent of acres surveyed for archaeological sites	30%	30%
Air Force		
Number of total acres available for survey	N/A	5,228,560
Number of total acres available for survey that have been surveyed for archaeological sites	N/A	2,058,475
Percent of acres surveyed for archaeological sites	N/A	39%
DLA		
Number of total acres available for survey	3,294	3,294
Number of total acres available for survey that have been surveyed for archaeological sites	3,294	3,294
Percent of acres surveyed for archaeological sites	100%	100%
DoD Total		
Number of total acres available for survey	16,799,674*	21,873,769
Number of total acres available for survey that have been surveyed for archaeological sites	6,091,948*	8,506,263
Percent of acres surveyed for archaeological sites	36%	39%

* Excludes Air Force, which did not submit data.

	FY09	FY10
Geographic Information System (GIS) Mapping		
Army		
Number of recorded archaeological sites (total for all reporting years including current FY) on your installation	N/A	78,520
Number of archaeological sites discovered to date that are mapped into and available through a GIS	N/A	76,471
Percent of archaeological site information reflected in a GIS	N/A	97%
Number of installations that have cultural resources	139	136
Number of installations that have historic properties with Historic Real Property Asset information reflected in a GIS	90	89
Percent of installations with Historic Real Property Asset information reflected in a GIS	65%	65%
Navy		
Number of recorded archaeological sites (total for all reporting years including current FY) on your installation	N/A	10,206
Number of archaeological sites discovered to date that are mapped into and available through a GIS	N/A	7,990
Percent of archaeological site information reflected in a GIS	N/A	78%
Number of installations that have cultural resources	73	71
Number of installations that have historic properties with Historic Real Property Asset information reflected in a GIS	30	30
Percent of installations with Historic Real Property Asset information reflected in a GIS	41%	42%
Marine Corps		
Number of recorded archaeological sites (total for all reporting years including current FY) on your installation	N/A	5,966
Number of archaeological sites discovered to date that are mapped into and available through a GIS	N/A	4,908
Percent of archaeological site information reflected in a GIS	N/A	82%
Number of installations that have cultural resources	17	18
Number of installations that have historic properties with Historic Real Property Asset information reflected in a GIS	17	9
Percent of installations with Historic Real Property Asset information reflected in a GIS	100%	50%

Figure D-3.2, cont. Cultural Resources Metrics per DoDI 4715.16

	FY09	FY10
Geographic Information System (GIS) Mapping , cont.		
Air Force		
Number of recorded archaeological sites (total for all reporting years including current FY) on your installation	N/A	16,641
Number of archaeological sites discovered to date that are mapped into and available through a GIS	N/A	16,641
Percent of archaeological site information reflected in a GIS	N/A	100%
Number of installations that have cultural resources	126	113
Number of installations that have historic properties with Historic Real Property Asset information reflected in a GIS	65	71
Percent of installations with Historic Real Property Asset information reflected in a GIS	52%	63%
DLA		
Number of recorded archaeological sites (total for all reporting years including current FY) on your installation	N/A	9
Number of archaeological sites discovered to date that are mapped into and available through a GIS	N/A	0
Percent of archaeological site information reflected in a GIS	N/A	0%
Number of installations that have cultural resources	3	3
Number of installations that have historic properties with Historic Real Property Asset information reflected in a GIS	0	0
Percent of installations with Historic Real Property Asset information reflected in a GIS	0%	0%
DoD Total		
Number of recorded archaeological sites (total for all reporting years including current FY) on your installation	N/A	111,342
Number of archaeological sites discovered to date that are mapped into and available through a GIS	N/A	106,010
Percent of archaeological site information reflected in a GIS	N/A	95%
Number of installations that have cultural resources	358	341
Number of installations that have historic properties with Historic Real Property Asset information reflected in a GIS	202	199
Percent of installations with Historic Real Property Asset information reflected in a GIS	56%	58%

	FY09	FY10
Public Outreach		
Army		
Number of installations with cultural resources	139	136
Number of installations with cultural resources that have a cultural resources public web page or public tours of cultural resources or information in a welcome package for new residents and/or employees and visitors.	63	70
Percent of installations with cultural resources that have public websites, tour programs, or welcome packages	45%	51%
Navy		
Number of installations with cultural resources	73	71
Number of installations with cultural resources that have a cultural resources public web page or public tours of cultural resources or information in a welcome package for new residents and/or employees and visitors.	16	21
Percent of installations with cultural resources that have public websites, tour programs, or welcome packages	22%	30%
Marine Corps		
Number of installations with cultural resources	17	18
Number of installations with cultural resources that have a cultural resources public web page or public tours of cultural resources or information in a welcome package for new residents and/or employees and visitors.	10	6
Percent of installations with cultural resources that have public websites, tour programs, or welcome packages	59%	33%
Air Force		
Number of installations with cultural resources	126	113
Number of installations with cultural resources that have a cultural resources public web page or public tours of cultural resources or information in a welcome package for new residents and/or employees and visitors.	71	99
Percent of installations with cultural resources that have public websites, tour programs, or welcome packages	56%	88%

Figure D-3.2, cont. Cultural Resources Metrics per DoDI 4715.16

	FY09	FY10
Public Outreach, cont.		
DLA		
Number of installations with cultural resources	3	3
Number of installations with cultural resources that have a cultural resources public web page or public tours of cultural resources or information in a welcome package for new residents and/or employees and visitors.	1	1
Percent of installations with cultural resources that have public websites, tour programs, or welcome packages	33%	33%
DoD Total		
Number of installations with cultural resources	358	341
Number of installations with cultural resources that have a cultural resources public web page or public tours of cultural resources or information in a welcome package for new residents and/or employees and visitors.	161	197
Percent of installations with cultural resources that have public websites, tour programs, or welcome packages	45%	58%

Figure D-3.3 Historic Property Data from DoD's Real Property Asset Database

	FY09	FY10
Total number of buildings, structures, and linear structures with historical status data element codes "contributing element of National Historic Landmark district" (NHLC), "Individually listed National Historic Landmark" (NHLI), "Contributing element to an eligible National Register district" (NREC), "Individually eligible for the National Register" (NREI), "Eligible as a contributing element to an eligible National Register district" (NRLC), or "Individually listed on the National Register" (NRLI)		
Army		
Buildings	13,782	12,819
NHLC	628	546
NHLI	6	6
NREC	8,517	8,104
NREI	3,217	3,160
NRLC	1,386	976
NRLI	28	27
Structures	609	607
NHLC	24	20
NHLI	32	35
NREC	334	331
NREI	170	172
NRLC	45	45
NRLI	4	4
Linear Structures	24	208
NHLC	2	2
NREC	19	198
NREI	3	8
Total	14,415	13,634

	FY09	FY10
Total number of buildings, structures, and linear structures with historical status data element codes "contributing element of National Historic Landmark district" (NHLC), "Individually listed National Historic Landmark" (NHLI), "Contributing element to an eligible National Register district" (NREC), "Individually eligible for the National Register" (NREI), "Eligible as a contributing element to an eligible National Register district" (NRLC), or "Individually listed on the National Register" (NRLI), cont.		
Navy		
Buildings	2,122	2,116
NHLC	564	560
NHLI	17	16
NREC	819	816
NREI	442	442
NRLC	272	273
NRLI	8	9
Structures	593	591
NHLC	320	317
NHLI	2	2
NREC	152	153
NREI	86	86
NRLC	30	30
NRLI	3	3
Linear Structures	26	26
NHLC	5	5
NREC	11	11
NREI	9	9
NRLC	1	1
Total	2,741	2,733

Figure D-3.3, cont. Historic Property Data from DoD's Real Property Asset Database

	FY09	FY10
Total number of buildings, structures, and linear structures with historical status data element codes "contributing element of National Historic Landmark district" (NHLC), "Individually listed National Historic Landmark" (NHLI), "Contributing element to an eligible National Register district" (NREC), "Individually eligible for the National Register" (NREI), "Eligible as a contributing element to an eligible National Register district" (NRLC), or "Individually listed on the National Register" (NRLI), cont.		
Marine Corps		
Buildings	594	591
NHLC	13	13
NHLI	2	2
NREC	331	329
NREI	218	217
NRLC	27	27
NRLI	3	3
Structures	112	112
NHLC	9	9
NREC	61	61
NREI	40	40
NRLI	2	2
Linear Structures	14	14
NHLC	1	1
NREC	12	12
NRLI	1	1
Total	720	717

	FY09	FY10
Total number of buildings, structures, and linear structures with historical status data element codes "contributing element of National Historic Landmark district" (NHLC), "Individually listed National Historic Landmark" (NHLI), "Contributing element to an eligible National Register district" (NREC), "Individually eligible for the National Register" (NREI), "Eligible as a contributing element to an eligible National Register district" (NRLC), or "Individually listed on the National Register" (NRLI), cont.		
Air Force		
Buildings	2,743	2,858
NHLC	310	312
NHLI	31	30
NREC	1,138	1,096
NREI	1,022	1,184
NRLC	110	109
NRLI	132	127
Structures	1,018	1,159
NHLC	33	32
NHLI	21	11
NREC	338	325
NREI	588	754
NRLC	10	10
NRLI	28	27
Linear Structures	15	232
NHLI	1	1
NREC	1	1
NREI	13	230
Total	3,776	4,249

Figure D-3.3, cont. Historic Property Data from DoD's Real Property Asset Database

	FY09	FY10
Total number of buildings, structures, and linear structures with historical status data element codes "contributing element of National Historic Landmark district" (NHLC), "Individually listed National Historic Landmark" (NHLI), "Contributing element to an eligible National Register district" (NREC), "Individually eligible for the National Register" (NREI), "Eligible as a contributing element to an eligible National Register district" (NRLC), or "Individually listed on the National Register" (NRLI), cont.		
Washington Headquarters Service		
Buildings	1	1
NHLI	1	1
Total	1	1
DoD Total		
Buildings	19,242	18,385
NHLC	1,515	1,431
NHLI	57	55
NREC	10,805	10,345
NREI	4,899	5,003
NRLC	1,795	1,385
NRLI	171	166
Structures	2,332	2,469
NHLC	386	378
NHLI	55	48
NREC	885	870
NREI	884	1,052
NRLC	85	85
NRLI	37	36
Linear Structures	79	480
NHLC	8	8
NHLI	1	1
NREC	43	222
NREI	25	247
NRLC	1	1
NRLI	1	1
Total	21,653	21,334

	FY08	FY09
Number of buildings, structures, and linear structures demolished in previous fiscal year with historical status data element codes NHLC, NHLI, NREC, NREI, NRLC, or NRLI		
Army		
Buildings	0	89
Structures	0	3
Linear Structures	0	0
Total	0	92
Navy		
Buildings	11	16
Structures	1	4
Linear Structures	0	0
Total	12	20
Air Force		
Buildings	0	34
Structures	0	4
Linear Structures	0	0
Total	0	38
Washington Headquarters Service		
Buildings	0	0
Structures	0	0
Linear Structures	0	0
Total	0	0
DoD Total		
Buildings	11	139
Structures	1	11
Linear Structures	0	0
Total	12	150

Figure D-3.3, cont. Historic Property Data from DoD's Real Property Asset Database

	FY09	FY10
Number of buildings, structures, and linear structures 50 years or older with historical status data element codes "Determined not Eligible for Listing" (DNE), "Designation Rescinded for NHLI/NHLC/NREI/NREC National Register Property" (DNR), "Eligible for the purposes of a program Alternative" (ELPA), "Non-Contributing Element of NHL/NRL/NRE District" (NCE), "Not Yet Evaluated" (NEV), NHLC, NHLI, NREC, NRLC, or NRLI		
Army		
Buildings	54,520	54,094
DNE	8,726	8,435
ELPA	18,542	18,469
NCE	19	20
NEV	14,473	15,185
NHLC	611	535
NHLI	6	6
NREC	8,404	8,007
NREI	2,451	2,482
NRLC	1,260	928
NRLI	28	27
Structures	16,426	18,164
DNE	2,434	2,576
ELPA	3,387	3,356
NCE	4	7
NEV	10,094	11,719
NHLC	22	18
NHLI	20	24
NREC	303	296
NREI	122	128
NRLC	36	36
NRLI	4	4
Linear Structures	7,421	7,359
DNE	505	614
ELPA	223	224
NEV	6,670	6,315
NHLC	2	2
NREC	18	196
NREI	3	8
Total	78,367	79,617

	FY09	FY10
Number of buildings, structures, and linear structures 50 years or older with historical status data element codes "Determined not Eligible for Listing" (DNE), "Designation Rescinded for NHLI/NHLC/NREI/NREC National Register Property" (DNR), "Eligible for the purposes of a program Alternative" (ELPA), "Non-Contributing Element of NHL/NRL/NRE District" (NCE), "Not Yet Evaluated" (NEV), NHLC, NHLI, NREC, NRLC, or NRLI, cont.		
Navy		
Buildings	18,405	23,428
DNE	1,470	1,430
DNR	38	41
ELPA	7,228	10,141
NCE	22	22
NEV	7,536	9,689
NHLC	562	558
NHLI	16	15
NREC	812	809
NREI	441	441
NRLC	272	273
NRLI	8	9
Structures	8,411	8,905
DNE	752	744
DNR	18	26
ELPA	16	16
NCE	4	4
NEV	7,034	7,530
NHLC	317	314
NHLI	2	2
NREC	152	153
NREI	86	86
NRLC	27	27
NRLI	3	3
Linear Structures	3,136	3,218
DNE	242	233
ELPA	1	1
NEV	2,868	2,959
NHLC	5	5
NREC	11	11
NREI	9	9
Total	29,952	35,551

Figure D-3.3, cont. Historic Property Data from DoD's Real Property Asset Database

	FY09	FY10
Number of buildings, structures, and linear structures 50 years or older with historical status data element codes "Determined not Eligible for Listing" (DNE), "Designation Rescinded for NHLI/NHLC/NREI/NREC National Register Property" (DNR), "Eligible for the purposes of a program Alternative" (ELPA), "Non-Contributing Element of NHL/NRL/NRE District" (NCE), "Not Yet Evaluated" (NEV), NHLC, NHLI, NREC, NRLC, or NRLI, cont.		
Marine Corps		
Buildings	6,972	7,085
DNE	1,767	1,611
DNR	1	1
ELPA	3,228	3,581
NEV	1,393	1,312
NHLC	13	13
NHLI	2	2
NREC	321	319
NREI	217	216
NRLC	27	27
NRLI	3	3
Structures	2,249	2,367
DNE	414	402
DNR	1	1
ELPA	3	2
NEV	1,733	1,863
NHLC	9	9
NREC	47	48
NREI	40	40
NRLI	2	2
Linear Structures	585	629
DNE	82	83
ELPA	0	2
NEV	491	532
NHLC	1	1
NREC	10	10
NRLI	1	1
Total	9,806	10,081

	FY09	FY10
Number of buildings, structures, and linear structures 50 years or older with historical status data element codes "Determined not Eligible for Listing" (DNE), "Designation Rescinded for NHLI/NHLC/NREI/NREC National Register Property" (DNR), "Eligible for the purposes of a program Alternative" (ELPA), "Non-Contributing Element of NHL/NRL/NRE District" (NCE), "Not Yet Evaluated" (NEV), NHLC, NHLI, NREC, NRLC, or NRLI, cont.		
Air Force		
Buildings	14,515	14,733
DNE	4,137	4,653
DNR	7	6
ELPA	2,652	3,247
NCE	151	188
NEV	5,414	4,427
NHLC	300	307
NHLI	24	24
NREC	925	939
NREI	670	743
NRLC	108	76
NRLI	127	123
Structures	7,707	8,189
DNE	3,649	4,147
DNR	5	5
ELPA	9	8
NCE	77	90
NEV	3,558	3,525
NHLC	23	26
NHLI	1	1
NREC	244	244
NREI	110	118
NRLC	9	4
NRLI	22	21
Linear Structures	2,980	3,257
DNE	1,472	1,667
NCE	42	48
NEV	1,452	1,527
NREC	1	1
NREI	13	14
Total	25,202	26,179

Figure D-3.3, cont. Historic Property Data from DoD's Real Property Asset Database

	FY09	FY10
Number of buildings, structures, and linear structures 50 years or older with historical status data element codes "Determined not Eligible for Listing" (DNE), "Designation Rescinded for NHLI/NHLC/NREI/NREC National Register Property" (DNR), "Eligible for the purposes of a program Alternative" (ELPA), "Non-Contributing Element of NHL/NRL/NRE District" (NCE), "Not Yet Evaluated" (NEV), NHLC, NHLI, NREC, NRLC, or NRLI, cont.		
Washington Headquarters Service		
Buildings	38	37
DNE	25	25
NCE	12	11
NHLI	1	1
Structures	150	149
DNE	33	34
NCE	117	106
NEV	0	9
Linear Structures	56	57
DNE	19	19
NCE	37	37
NEV	0	1
Total	244	243

	FY09	FY10
Number of buildings, structures, and linear structures 50 years or older with historical status data element codes "Determined not Eligible for Listing" (DNE), "Designation Rescinded for NHLI/NHLC/NREI/NREC National Register Property" (DNR), "Eligible for the purposes of a program Alternative" (ELPA), "Non-Contributing Element of NHL/NRL/NRE District" (NCE), "Not Yet Evaluated" (NEV), NHLC, NHLI, NREC, NRLC, or NRLI, cont.		
DoD Total		
Buildings	94,450	99,377
DNE	16,125	16,154
DNR	46	48
ELPA	31,650	35,438
NCE	204	241
NEV	28,816	30,613
NHLC	1,486	1,413
NHLI	49	48
NREC	10,462	10,074
NREI	3,779	3,882
NRLC	1,667	1,304
NRLI	166	162
Structures	34,943	37,774
DNE	7,282	7,903
DNR	24	32
ELPA	3,415	3,382
NCE	202	207
NEV	22,419	24,646
NHLC	371	367
NHLI	23	27
NREC	746	741
NREI	358	372
NRLC	72	67
NRLI	31	30
Linear Structures	14,178	14,520
DNE	2,320	2,616
ELPA	224	227
NCE	79	85
NEV	11,481	11,334
NHLC	8	8
NREC	40	218
NREI	25	31
NRLI	1	1
Total	143,571	151,671

Figure D-3.3, cont. Historic Property Data from DoD's Real Property Asset Database

	FY09	FY10
Number of buildings, structures, and linear structures 50 years or older with the historical status data element code "Not Yet Evaluated" (NEV)		
Army		
Buildings	14,473	15,185
Structures	10,094	11,719
Linear Structures	6,670	6,315
Total	31,237	33,219
Navy		
Buildings	7,536	9,689
Structures	7,034	7,530
Linear Structures	2,868	2,959
Total	17,438	20,178
Marine Corps		
Buildings	1,393	1,312
Structures	1,733	1,863
Linear Structures	491	532
Total	3,617	3,707
Air Force		
Buildings	5,414	4,427
Structures	3,558	3,525
Linear Structures	1,452	1,527
Total	10,424	9,479
WHS		
Buildings	0	0
Structures	0	9
Linear Structures	0	1
Total	0	10
DoD Total		
Buildings	28,816	30,613
Structures	22,419	24,646
Linear Structures	11,481	11,334
Total	62,716	66,593

Section 4. Compliance Program Performance

Figure D-4.1 Criteria Pollutant Emissions from Stationary Sources (U.S. and Territories & Overseas) (Tons/Year)

Army	CY06	CY07	CY08	CY09
VOCs	6,534	4,576	3,926	3,185
NO _x	4,789	4,561	3,750	3,596
PM ₁₀	11,514	3,268	3,061	2,973
PM _{2.5}	564	440	383	328
SO ₂	8,191	7,269	5,294	6,374
CO	3,767	2,231	1,529	1,606
Lead	8.69	9.03	12.49	13.38
Navy	CY06	CY07	CY08	CY09
VOCs	1,230	1,117	1,106	1,079
NO _x	2,169	1,859	1,877	1,846
PM ₁₀	676	417	342	374
PM _{2.5}	146	159	161	134
SO ₂	2,016	1,539	1,211	828
CO	1,149	831	873	828
Lead	2.09	1.20	0.69	2.71
Marine Corps	CY06	CY07	CY08	CY09
VOCs	281	328	400	394
NO _x	836	845	873	869
PM ₁₀	81	63	71	70
PM _{2.5}	49	32	32	30
SO ₂	1,190	1,128	1,035	1,062
CO	225	231	278	260
Lead	0.30	0.16	0.21	0.16
Air Force	CY06	CY07	CY08	CY09
VOCs	2,918	4,060	3,934	3,997
NO _x	5,227	6,004	5,648	5,644
PM ₁₀	1,080	1,362	1,035	1,048
PM _{2.5}	215	207	186	280
SO ₂	1,469	1,822	1,519	450
CO	2,658	4,588	4,010	3,693
Lead	0.96	0.87	0.86	0.70

DLA	CY06	CY07	CY08	CY09
VOCs	5	5	3	2
NO _x	67	61	62	63
PM ₁₀	7	7	7	7
PM _{2.5}	4	5	5	5
SO ₂	130	140	137	147
CO	11	12	12	12
Lead	0.01	0.04	0.00	0.00
DoD Total	CY06	CY07	CY08	CY09
VOCs	10,969	10,085	9,368	8,657
NO _x	13,088	13,329	12,210	12,018
PM ₁₀	13,357	5,118	4,515	4,472
PM _{2.5}	979	843	767	776
SO ₂	12,996	11,898	9,195	8,862
CO	7,810	7,892	6,701	6,399
Lead	12.04	11.30	14.25	16.95

Figure D-4.2 Hazardous Air Pollutants from Stationary Sources (U.S. and Territories & Overseas) (Tons/Year)

	CY06	CY07	CY08	CY09
Army	768	811	431	457
Navy	199	129	132	130
Marine Corps	89	112	77	67
Air Force	652	627	584	634
DLA	0.42	0.44	0.26	0.26
DoD Total	1,708	1,680	1,225	1,289

Figure D-4.3 Clean Water Pollution Control Permits Compliant with Clean Water Act (U.S. and Territories)

Army	CY06	CY07	CY08	CY09	First Half CY10
Total Number of Water Pollution Control Permits	828	791	779	742	666
Number of Water Pollution Control Permits in Compliance	807	769	727	687	620
Percent of Water Pollution Control Permits in Compliance	97%	97%	93%	93%	93%
Navy	CY06	CY07	CY08	CY09	First Half CY10
Total Number of Water Pollution Control Permits	385	382	343	291	284
Number of Water Pollution Control Permits in Compliance	346	345	312	260	265
Percent of Water Pollution Control Permits in Compliance	90%	90%	91%	89%	93%
Marine Corps	CY06	CY07	CY08	CY09	First Half CY10
Total Number of Water Pollution Control Permits	111	113	109	111	105
Number of Water Pollution Control Permits in Compliance	104	101	95	96	95
Percent of Water Pollution Control Permits in Compliance	94%	89%	87%	86%	90%
Air Force	CY06	CY07	CY08	CY09	First Half CY10
Total Number of Water Pollution Control Permits	394	392	387	399	392
Number of Water Pollution Control Permits in Compliance	367	372	366	380	373
Percent of Water Pollution Control Permits in Compliance	93%	95%	95%	95%	95%

DLA	CY06	CY07	CY08	CY09	First Half CY10
Total Number of Water Pollution Control Permits	32	33	29	24	24
Number of Water Pollution Control Permits in Compliance	29	33	28	24	22
Percent of Water Pollution Control Permits in Compliance	91%	100%	97%	100%	92%
DoD Total	CY06	CY07	CY08	CY09	First Half CY10
Total Number of Water Pollution Control Permits	1,750	1,711	1,647	1,567	1,471
Number of Water Pollution Control Permits in Compliance	1,653	1,620	1,528	1,447	1,375
Percent of Water Pollution Control Permits in Compliance	94%	95%	93%	92%	93%

Figure D-4.4 Facilities Discharging Wastewater Compliant with Final Governing Standards (Overseas)

Army	CY06	CY07	CY08	CY09	First Half CY10
Total Number of Facilities	194	181	173	172	163
Number of Facilities in Compliance	104	133	133	141	148
Percent of Facilities in Compliance	54%	73%	77%	82%	91%
Navy	CY06	CY07	CY08	CY09	First Half CY10
Total Number of Facilities	20	20	17	16	16
Number of Facilities in Compliance	13	16	13	13	12
Percent of Facilities in Compliance	65%	80%	76%	81%	75%
Marine Corps	CY06	CY07	CY08	CY09	First Half CY10
Total Number of Facilities	33	33	2	2	2
Number of Facilities in Compliance	33	33	2	2	2
Percent of Facilities in Compliance	100%	100%	100%	100%	100%
Air Force	CY06	CY07	CY08	CY09	First Half CY10
Total Number of Facilities	49	48	48	50	53
Number of Facilities in Compliance	43	45	45	47	50
Percent of Facilities in Compliance	88%	94%	94%	94%	94%
DLA	CY06	CY07	CY08	CY09	First Half CY10
Total Number of Facilities	0	0	0	0	0
Number of Facilities in Compliance	0	0	0	0	0
Percent of Facilities in Compliance	0%	0%	0%	0%	0%
DoD Total	CY06	CY07	CY08	CY09	First Half CY10
Total Number of Facilities	296	282	240	240	234
Number of Facilities in Compliance	193	227	193	203	212
Percent of Facilities in Compliance	65%	80%	80%	85%	91%

Figure D-4.5 DoD Component Population Served by DoD Public Water Systems in Compliance with Applicable Requirements (U.S. and Territories & Overseas)

Army	CY06	CY07	CY08	CY09	First Half CY10
Total Population	1,569,845	1,621,789	1,603,376	1,484,456	1,428,719
Population with Compliant Drinking Water	1,422,699	1,505,875	1,371,017	1,452,533	1,414,801
Percent Population with Compliant Drinking Water	91%	93%	86%	98%	99%
Navy	CY06	CY07	CY08	CY09	First Half CY10
Total Population	722,922	791,119	731,609	726,179	719,741
Population with Compliant Drinking Water	683,146	713,437	601,254	627,329	696,535
Percent Population with Compliant Drinking Water	94%	90%	82%	86%	97%
Marine Corps	CY06	CY07	CY08	CY09	First Half CY10
Total Population	285,817	289,559	288,772	290,280	289,188
Population with Compliant Drinking Water	267,055	285,289	256,178	289,001	289,188
Percent Population with Compliant Drinking Water	93%	99%	89%	100%	100%
Air Force	CY06	CY07	CY08	CY09	First Half CY10
Total Population	1,045,466	943,625	934,830	955,806	967,130
Population with Compliant Drinking Water	1,018,952	909,225	934,830	947,256	915,085
Percent Population with Compliant Drinking Water	97%	96%	100%	99%	95%
DLA	CY06	CY07	CY08	CY09	First Half CY10
Total Population	16,000	16,700	16,942	17,033	17,033
Population with Compliant Drinking Water	13,000	13,700	16,942	17,033	15,533
Percent Population with Compliant Drinking Water	81%	82%	100%	100%	91%
DoD Total	CY06	CY07	CY08	CY09	First Half CY10
Total Population	3,640,050	3,662,792	3,572,656	3,473,754	3,421,811
Population with Compliant Drinking Water	3,404,852	3,427,526	3,183,672	3,333,152	3,331,142
Percent Population with Compliant Drinking Water	94%	94%	89%	96%	97%

Figure D-4.6 Number of New and Open DoD Enforcement Actions (U.S. and Territories & Overseas)

Army	FY06	FY07	FY08	FY09	FY10
Open Enforcement Actions	19	25	64	24	35
New Enforcement Actions	101	94	130	75	96
Navy	FY06	FY07	FY08	FY09	FY10
Open Enforcement Actions	97	56	54	44	39
New Enforcement Actions	92	73	68	84	78
Marine Corps	FY06	FY07	FY08	FY09	FY10
Open Enforcement Actions	23	38	34	45	48
New Enforcement Actions	26	35	37	42	40
Air Force	FY06	FY07	FY08	FY09	FY10
Open Enforcement Actions	22	21	17	28	38
New Enforcement Actions	51	50	34	54	59
DLA	FY06	FY07	FY08	FY09	FY10
Open Enforcement Actions	2	2	0	0	0
New Enforcement Actions	2	2	1	1	1
DoD Total	FY06	FY07	FY08	FY09	FY10
Open Enforcement Actions	163	142	169	141	160
New Enforcement Actions	272	254	270	256	274

Figure D-4.7 Number of New Enforcement Actions by Statute (U.S. and Territories)*

Army	FY06	FY07	FY08	FY09	FY10
CAA	14	14	9	10	8
CWA	22	18	46	22	31
RCRA/C	31	25	23	13	27
RCRA/I	9	15	10	5	10
RCRA/D	1	5	3	3	5
SDWA	23	10	32	14	10
Other	1	5	6	7	5
Total	101	92	129	74	96
Navy	FY06	FY07	FY08	FY09	FY10
CAA	20	18	20	17	12
CWA	32	29	20	32	24
RCRA/C	10	9	10	6	17
RCRA/I	8	1	4	4	6
RCRA/D	3	0	0	1	0
SDWA	18	16	14	24	14
Other	0	0	0	0	5
Total	91	73	68	84	78
Marine Corps	FY06	FY07	FY08	FY09	FY10
CAA	1	22	12	19	14
CWA	11	5	18	14	16
RCRA/C	6	3	2	4	3
RCRA/I	5	0	4	0	3
RCRA/D	0	0	0	3	1
SDWA	2	2	1	1	3
Other	1	3	0	1	0
Total	26	35	37	42	40

* Does not include overseas enforcement actions by media.

Air Force	FY06	FY07	FY08	FY09	FY10
CAA	12	6	2	12	10
CWA	21	14	9	15	19
RCRA/C	6	5	11	11	10
RCRA/I	2	4	5	4	5
RCRA/D	1	1	0	0	0
SDWA	7	20	7	11	13
Other	2	0	0	0	1
Total	51	50	34	53	58
DLA	FY06	FY07	FY08	FY09	FY10
CAA	0	1	0	0	0
CWA	0	0	1	1	0
RCRA/C	1	1	0	0	0
RCRA/I	1	0	0	0	0
RCRA/D	0	0	0	0	0
SDWA	0	0	0	0	1
Other	0	0	0	0	0
Total	2	2	1	1	1
DoD Total	FY06	FY07	FY08	FY09	FY10
CAA	47	61	43	58	44
CWA	86	66	94	84	90
RCRA/C	54	43	46	34	57
RCRA/I	25	20	23	13	24
RCRA/D	5	6	3	7	6
SDWA	50	48	54	50	41
Other	4	8	6	8	11
Total	271	252	269	254	273

Figure D-4.8 Number of Enforcement Actions by Media Area (Overseas)*

Army	FY07	FY08	FY09	FY10
Air	0	0	0	0
Water	1	0	0	0
Hazardous Waste	0	0	0	0
Underground Storage Tanks	0	0	0	0
Solid Waste	0	0	0	0
Safe Drinking Water	0	0	1	0
Other	1	1	0	0
Total	2	1	1	0
Navy	FY07	FY08	FY09	FY10
Air	0	0	0	0
Water	0	0	0	0
Hazardous Waste	0	0	0	0
Underground Storage Tanks	0	0	0	0
Solid Waste	0	0	0	0
Safe Drinking Water	0	0	0	0
Other	0	0	0	0
Total	0	0	0	0
Marine Corps	FY07	FY08	FY09	FY10
Air	0	0	0	0
Water	0	0	0	0
Hazardous Waste	0	0	0	0
Underground Storage Tanks	0	0	0	0
Solid Waste	0	0	0	0
Safe Drinking Water	0	0	0	0
Other	0	0	0	0
Total	0	0	0	0

* DoD began collecting overseas enforcement action data by media in FY07

Air Force	FY07	FY08	FY09	FY10
Air	0	0	0	0
Water	0	0	0	0
Hazardous Waste	0	0	0	1
Underground Storage Tanks	0	0	0	0
Solid Waste	0	0	0	0
Safe Drinking Water	0	0	0	0
Other	0	0	1	0
Total	0	0	1	1
DLA	FY07	FY08	FY09	FY10
Air	0	0	0	0
Water	0	0	0	0
Hazardous Waste	0	0	0	0
Underground Storage Tanks	0	0	0	0
Solid Waste	0	0	0	0
Safe Drinking Water	0	0	0	0
Other	0	0	0	0
Total	0	0	0	0
DoD Total	FY07	FY08	FY09	FY10
Air	0	0	0	0
Water	1	0	0	0
Hazardous Waste	0	0	0	1
Underground Storage Tanks	0	0	0	0
Solid Waste	0	0	0	0
Safe Drinking Water	0	0	1	0
Other	1	1	1	0
Total	2	1	2	1

Figure D-4.9 Monetary Fines and Penalties Assessed (Thousands of Dollars)

Army	FY06	FY07	FY08	FY09	FY10
EPA	\$473.9	\$105.4	\$200.4	\$247.2	\$241.0
State	\$473.1	\$242.2	\$252.8	\$303.3	\$181.7
Local	\$0.0	\$0.2	\$0.0	\$1.5	\$0.0
Total	\$947.0	\$347.7	\$453.2	\$552.1	\$422.7
Navy	FY06	FY07	FY08	FY09	FY10
EPA	\$128.7	\$0.2	\$22.1	\$0.3	\$164.8
State	\$0.0	\$65.0	\$248.0	\$468.1	\$9.0
Local	\$66.3	\$25.5	\$7.5	\$12.1	\$47.1
Total	\$195.0	\$90.7	\$277.6	\$480.5	\$220.9
Marine Corps	FY06	FY07	FY08	FY09	FY10
EPA	\$0.0	\$0.0	\$0.2	\$12.9	\$0.0
State	\$0.0	\$0.0	\$0.5	\$0.0	\$0.0
Local	\$0.0	\$15.2	\$0.7	\$5.4	\$25.2
Total	\$0.0	\$15.2	\$1.3	\$18.3	\$25.2
Air Force	FY06	FY07	FY08	FY09	FY10
EPA	\$23.3	\$76.7	\$274.8	\$0.0	\$7.6
State	\$0.0	\$9.3	\$88.2	\$4,252.5	\$6.8
Local	\$0.0	\$27.0	\$27.0	\$0.5	\$9.5
Total	\$23.3	\$112.9	\$390.0	\$4,253.0	\$23.9
DLA	FY06	FY07	FY08	FY09	FY10
EPA	\$0.0	\$0.0	\$0.0	\$0.0	\$0.0
State	\$0.0	\$0.0	\$0.0	\$0.0	\$0.0
Local	\$0.8	\$0.0	\$0.0	\$0.4	\$0.0
Total	\$0.8	\$0.0	\$0.0	\$0.4	\$0.0
DoD Total	FY06	FY07	FY08	FY09	FY10
EPA	\$602.6	\$182.2	\$497.5	\$260.4	\$413.4
State	\$496.4	\$316.5	\$589.5	\$5,023.9	\$197.2
Local	\$66.3	\$67.9	\$35.2	\$19.9	\$81.7
Total	\$1,165.3	\$566.5	\$1,122.1	\$5,304.2	\$692.4

Section 5. Pollution Prevention Program Performance

Figure D-5.1 Non-Hazardous Solid Waste and Construction and Demolition (C&D) Debris Progress (U.S. and Territories & Overseas)

Army	FY06	FY07	FY08	FY09	FY10
Solid Waste (w/o C&D) Diverted (R) tons	446,868	387,488	422,544	415,889	291,846
Solid Waste (w/o C&D) Disposed (L) tons	598,342	592,444	581,163	579,913	484,537
Total Solid Waste (w/o C&D) Generated (R+L)	1,045,210	979,932	1,003,707	995,802	776,383
Solid Waste (w/o C&D) Diversion Rate $[R/(R+L)] \times 100$	43%	40%	42%	42%	38%
C&D Debris Diverted (CDR) tons	924,787	1,461,457	890,586	940,735	1,015,843
C&D Debris Disposed (CDL) tons	356,582	387,862	358,359	341,925	367,922
Total C&D Debris Generated (CDR+CDL)	1,281,369	1,849,319	1,248,945	1,282,660	1,383,765
C&D Diversion Rate $[CDR/(CDR+CDL)] \times 100$	72%	79%	71%	73%	73%
Total Generated Solid Waste and C&D	2,326,579	2,829,251	2,252,652	2,278,462	2,160,148
Total Tons diverted Solid Waste and C&D	1,371,655	1,848,945	1,313,130	1,356,624	1,307,689
Overall Diversion Rate—Solid Waste and C&D $[(R+CDR)/(R+L+CDR+CDL)] \times 100$	59%	65%	58%	60%	61%
Economic Benefit of SW Diversion \$000	\$74,355	\$104,979	\$96,122	\$92,374	\$78,653
Navy	FY06	FY07	FY08	FY09	FY10
Solid Waste (w/o C&D) Diverted (R) tons	156,733	149,960	154,526	151,900	190,402
Solid Waste (w/o C&D) Disposed (L) tons	419,979	339,894	323,379	315,510	307,399
Total Solid Waste (w/o C&D) Generated (R+L)	576,712	489,854	477,905	467,410	497,801
Solid Waste (w/o C&D) Diversion Rate $[R/(R+L)] \times 100$	27%	31%	32%	32%	38%
C&D Debris Diverted (CDR) tons	807,100	347,265	263,608	357,550	672,713
C&D Debris Disposed (CDL) tons	223,078	141,618	224,642	209,061	151,779
Total C&D Debris Generated (CDR+CDL)	1,030,178	488,883	488,250	566,611	824,492
C&D Diversion Rate $[CDR/(CDR+CDL)] \times 100$	78%	71%	54%	63%	82%
Total Generated Solid Waste and C&D	1,606,890	978,737	966,155	1,034,021	1,322,293
Total Tons diverted Solid Waste and C&D	963,833	497,225	418,134	509,450	863,115
Overall Diversion Rate—Solid Waste and C&D $[(R+CDR)/(R+L+CDR+CDL)] \times 100$	60%	51%	43%	49%	65%
Economic Benefit of SW Diversion \$000	\$32,226	\$24,448	\$18,712	\$24,171	\$52,152

Figure D-5.1, cont. Non-Hazardous Solid Waste and Construction and Demolition (C&D) Debris Progress (U.S. and Territories & Overseas)

Marine Corps	FY06	FY07	FY08	FY09	FY10
Solid Waste (w/o C&D) Diverted (R) tons	66,782	89,598	84,539	77,010	64,971
Solid Waste (w/o C&D) Disposed (L) tons	167,748	157,333	151,120	144,091	160,793
Total Solid Waste (w/o C&D) Generated (R+L)	234,530	246,931	235,659	221,101	225,764
Solid Waste (w/o C&D) Diversion Rate $[R/(R+L)] \times 100$	28%	36%	36%	35%	29%
C&D Debris Diverted (CDR) tons	49,709	51,470	436,569	87,734	163,457
C&D Debris Disposed (CDL) tons	73,422	51,962	21,378	83,092	111,640
Total C&D Debris Generated (CDR+CDL)	123,131	103,432	457,947	170,826	275,097
C&D Diversion Rate $[CDR/(CDR+CDL)] \times 100$	40%	50%	95%	51%	59%
Total Generated Solid Waste and C&D	357,661	350,363	693,606	391,927	500,861
Total Tons diverted Solid Waste and C&D	116,491	141,068	521,108	164,744	228,428
Overall Diversion Rate—Solid Waste and C&D $[(R+CDR)/(R+L+CDR+CDL)] \times 100$	33%	40%	75%	42%	46%
Economic Benefit of SW Diversion \$000	\$5,591	\$4,326	\$16,534	\$3,503	\$7,506
Air Force	FY06	FY07	FY08	FY09	FY10
Solid Waste (w/o C&D) Diverted (R) tons	383,881	341,444	225,135	205,898	396,166
Solid Waste (w/o C&D) Disposed (L) tons	416,005	363,566	277,825	294,748	277,474
Total Solid Waste (w/o C&D) Generated (R+L)	799,886	705,010	502,960	500,646	673,640
Solid Waste (w/o C&D) Diversion Rate $[R/(R+L)] \times 100$	48%	48%	45%	41%	59%
C&D Debris Diverted (CDR) tons	839,375	644,978	1,409,635	562,577	1,033,771
C&D Debris Disposed (CDL) tons	271,803	263,678	329,466	411,552	478,110
Total C&D Debris Generated (CDR+CDL)	1,111,178	908,656	1,739,101	974,129	1,511,881
C&D Diversion Rate $[CDR/(CDR+CDL)] \times 100$	76%	71%	81%	58%	68%
Total Generated Solid Waste and C&D	1,911,064	1,613,666	2,242,061	1,474,775	2,185,521
Total Tons diverted Solid Waste and C&D	1,223,256	986,422	1,634,770	768,475	1,429,937
Overall Diversion Rate—Solid Waste and C&D $[(R+CDR)/(R+L+CDR+CDL)] \times 100$	64%	61%	73%	52%	65%
Economic Benefit of SW Diversion \$000	\$40,330	\$45,326	\$127,639	\$40,528	\$38,344

Figure D-5.1, cont. Non-Hazardous Solid Waste and Construction and Demolition (C&D) Debris Progress (U.S. and Territories & Overseas)

DLA	FY06	FY07	FY08	FY09	FY10
Solid Waste (w/o C&D) Diverted (R) tons	8,141	8,767	9,694	9,842	5,590
Solid Waste (w/o C&D) Disposed (L) tons	9,571	7,015	7,324	6,520	6,614
Total Solid Waste (w/o C&D) Generated (R+L)	17,712	15,782	17,018	16,362	12,204
Solid Waste (w/o C&D) Diversion Rate $[R/(R+L)] \times 100$	46%	56%	57%	60%	46%
C&D Debris Diverted (CDR) tons	66,921	730	6,634	63,986	98,650
C&D Debris Disposed (CDL) tons	2,552	348	1,602	2,209	14,740
Total C&D Debris Generated (CDR+CDL)	69,473	1,078	8,236	66,195	113,390
C&D Diversion Rate $[CDR/(CDR+CDL)] \times 100$	96%	68%	81%	97%	87%
Total Generated Solid Waste and C&D	87,185	16,860	25,254	82,557	125,594
Total Tons diverted Solid Waste and C&D	75,062	9,497	16,328	73,828	104,240
Overall Diversion Rate—Solid Waste and C&D $[(R+CDR)/(R+L+CDR+CDL)] \times 100$	86%	56%	65%	89%	83%
Economic Benefit of SW Diversion \$000	\$7,305	\$380	\$671	\$2,135	\$4,237
DoD Totals	FY06	FY07	FY08	FY09	FY10
Solid Waste (w/o C&D) Diverted (R) tons	1,062,405	977,257	896,438	860,539	948,975
Solid Waste (w/o C&D) Disposed (L) tons	1,611,645	1,460,252	1,340,811	1,340,782	1,236,817
Total Solid Waste (w/o C&D) Generated (R+L)	2,674,050	2,437,509	2,237,249	2,201,321	2,185,792
Solid Waste (w/o C&D) Diversion Rate $[R/(R+L)] \times 100$	40%	40%	40%	39%	43%
C&D Debris Diverted (CDR) tons	2,687,892	2,505,900	3,007,032	2,012,582	2,984,434
C&D Debris Disposed (CDL) tons	927,437	845,468	935,447	1,047,839	1,124,191
Total C&D Debris Generated (CDR+CDL)	3,615,329	3,351,368	3,942,479	3,060,421	4,108,625
C&D Diversion Rate $[CDR/(CDR+CDL)] \times 100$	74%	75%	76%	66%	73%
Total Generated Solid Waste and C&D	6,289,379	5,788,877	6,179,728	5,261,742	6,294,417
Total Tons diverted Solid Waste and C&D	3,750,297	3,483,157	3,903,470	2,873,121	3,933,409
Overall Diversion Rate—Solid Waste and C&D $[(R+CDR)/(R+L+CDR+CDL)] \times 100$	60%	60%	63%	55%	62%
Economic Benefit of SW Diversion \$000	\$159,807	\$179,459	\$259,678	\$162,711	\$180,892

Figure D-5.2 Hazardous Waste Disposal in Tons (U.S. and Territories & Overseas)

DoD Component	CY05	CY06	CY07	CY08	CY09
Army	31,870	22,514	38,229	27,372	26,204
Navy	27,034	30,266	34,998	26,738	21,820
Marine Corps	8,184	9,313	8,195	9,843	9,934
Air Force	10,138	8,418	8,454	11,280	9,478
DLA	199	580	224	933	2,418
DoD Total	77,424	71,091	90,098	76,164	69,854

Figure D-5.3 Army TRI Reportable Quantities, Including Ranges (Pounds Released or Transferred)

Category	CY05	CY06	CY07	CY08	CY09	CY05 – CY09 Percent Change
On-site to Water	11,673,964	13,596,979	13,889,283	14,645,541	13,492,862	16%
On-site to Air	976,497	1,068,169	841,159	990,824	928,388	-5%
On-site Underground Injection	0	0	0	0	0	N/A
On-site Land	5,325,766	7,796,233	6,137,618	7,767,053	7,562,632	42%
Off-site to POTW	24,363	26,399	26,169	11,745	11,654	-52%
Off-site Treatment	498,827	588,279	121,368	54,160	105,796	-79%
Off-site Disposal	257,454	793,608	972,359	1,605,484	1,200,856	366%
Total	18,756,872	23,869,667	21,987,955	25,074,806	23,302,188	24%

Figure D-5.4 Army TRI Reportable Quantities, Excluding Ranges (Pounds Released or Transferred)

Category	CY05	CY06	CY07	CY08	CY09	CY05 – CY09 Percent Change
On-site to Water	11,673,927	13,595,136	13,887,257	14,642,698	12,389,681	6%
On-site to Air	960,052	1,053,935	798,993	969,099	902,349	-6%
On-site Underground Injection	0	0	0	0	0	N/A
On-site Land	611,879	665,446	806,154	1,360,851	1,692,092	177%
Off-site to POTW	24,363	26,399	26,169	11,745	11,654	-52%
Off-site Treatment	498,827	588,279	120,923	54,160	105,796	-79%
Off-site Disposal	256,002	778,620	963,686	1,592,454	1,192,852	366%
Total	14,025,051	16,707,814	16,603,181	18,631,006	16,294,424	16%

Figure D-5.5 CY09 Top 10 Army Chemicals, Including Ranges

Name of Chemical	Pounds Released or Transferred
1. Nitrate Compounds	13,514,820
2. Copper	3,595,982
3. Lead Compounds	1,911,241
4. Lead	1,510,218
5. Ethylene Glycol	663,956
6. Hydrochloric Acid (1995 and after "Acid Aerosols" only)	353,006
7. Aluminum (Fume or Dust)	342,151
8. Dichloromethane	223,894
9. 2,4-Dinitrotoluene	131,429
10. Copper Compounds	114,638

Figure D-5.6 Change in CY05 Top 10 Army Chemicals, Including Ranges (Pounds Released or Transferred)

Name of Chemical	CY05	CY06	CY07	CY08	CY09	CY05 – CY09 Percent Change
1. Nitrate Compounds	11,899,699	13,706,409	14,045,783	14,669,801	13,514,820	14%
2. Copper	2,803,934	4,431,844	3,355,656	3,916,113	3,595,982	28%
3. Lead Compounds	1,011,127	1,130,192	1,063,954	1,716,186	1,911,241	89%
4. Lead	925,885	1,873,110	1,297,489	1,432,025	1,510,218	63%
5. Dichloromethane	297,753	262,581	246,757	369,243	223,894	-25%
6. Ethylene Glycol	158,296	151,126	437,720	901,108	663,956	319%
7. Hydrochloric Acid (1995 and after "Acid Aerosols" only)	157,735	217,529	215,633	191,070	353,006	124%
8. Copper Compounds	149,535	73,278	83,058	181,102	114,638	-23%
9. Toluene	132,822	95,987	86,601	84,544	84,315	-37%
10. Formic Acid	129,454	95,702	64,877	97,432	61,453	-53%

Figure D-5.7 CY09 Top 10 Army Installations

Name of Installation	Pounds Released or Transferred
1. Radford AAP	12,571,331
2. Fort Bragg Range	1,330,821
3. Anniston Army Depot	615,395
4. Red River Army Depot	570,558
5. Fort Sill Field Artillery Range	482,566
6. Fort Benning Range	463,340
7. Fort Knox Range	450,610
8. Fort Campbell Range	409,959
9. Fort Jackson Ranges	395,769
10. Army Maneuver Support Center Ranges	335,246

Figure D-5.8 Change in CY05 Top 10 Army Installations (Pounds Released or Transferred)

Name of Installation	CY05	CY06	CY07	CY08	CY09	CY05 – CY09 Percent Change
1. Radford AAP	11,704,540	13,757,844	13,919,076	14,318,846	12,571,331	7%
2. Anniston Army Depot	694,698	624,530	546,475	625,637	615,395	-11%
3. Fort Bragg Range	459,717	555,636	329,769	547,599	1,330,821	189%
4. Fort Sill Field Artillery Range	454,457	543,358	335,276	194,444	482,566	6%
5. Fort Benning Range	371,939	410,604	339,667	243,108	463,340	25%
6. Air Defense Artillery Center & Ranges Fort Bliss	360,820	134,069	236,146	226,227	214,426	-41%
7. Fort Irwin National Training Center	250,475	88,037	72,514	215,391	262,954	5%
8. Umatilla Chemical Depot	242,685	15,818	43,306	6,078	327	-100%
9. Fort Lewis Range	237,716	229,160	128,400	140,000	125,000	-47%
10. Fort Hood Range	219,942	144,774	213,488	390,134	162,054	-26%

Figure D-5.9 Navy TRI Reportable Quantities, Including Ranges (Pounds Released or Transferred)

Category	CY05	CY06	CY07	CY08	CY09	CY05 – CY09 Percent Change
On-site to Water	1,104,761	697,985	712,703	990,343	930,536	-16%
On-site to Air	602,539	420,595	247,898	267,696	266,689	-56%
On-site Underground Injection	0	0	0	0	0	N/A
On-site Land	391,563	234,031	434,609	448,548	547,721	40%
Off-site to POTW	111,237	150,505	70,546	65,667	64,035	-42%
Off-site Treatment	103,241	41,688	59,708	165,724	124,795	21%
Off-site Disposal	267,072	222,474	142,681	144,466	266,488	0%
Total	2,580,412	1,767,278	1,668,144	2,082,444	2,200,265	-15%

Figure D-5.10 Navy TRI Reportable Quantities, Excluding Ranges (Pounds Released or Transferred)

Category	CY05	CY06	CY07	CY08	CY09	CY05 – CY09 Percent Change
On-site to Water	1,104,759	697,985	712,703	990,335	930,528	-16%
On-site to Air	569,106	402,857	247,881	208,724	246,687	-57%
On-site Underground Injection	0	0	0	0	0	N/A
On-site Land	139,097	47,388	182,692	304,043	419,159	201%
Off-site to POTW	1,237	150,505	70,546	65,608	63,996	5,074%
Off-site Treatment	103,241	41,688	59,708	165,724	124,795	21%
Off-site Disposal	260,917	214,174	134,559	139,834	256,230	-2%
Total	2,178,356	1,554,597	1,408,089	1,874,269	2,041,395	-6%

Figure D-5.11 CY09 Top 10 Navy Chemicals, Including Ranges

Name of Chemical	Pounds Released or Transferred
1. Nitrate Compounds	957,778
2. Copper	384,708
3. N-Butyl Alcohol	146,761
4. Xylene (Mixed Isomers)	121,766
5. Lead	115,795
6. Aluminum (Fume or Dust)	106,608
7. Copper Compounds	79,787
8. Chromium	54,628
9. Chlorine	48,017
10. Lead Compounds	43,750

Figure D-5.12 Change in CY05 Top 10 Navy Chemicals, Including Ranges (Pound Released or Transferred)*

Name of Chemical	CY05	CY06	CY07	CY08	CY09	CY05–CY09 Percent Change
1. Nitrate Compounds	1,248,784	879,898	808,421	1,071,702	957,778	-23%
2. Aluminum (Fume or Dust)	277,764	187,970	207,655	157,784	106,608	-62%
3. Zinc (Fume or Dust)	261,582	122,000	0	0	--	N/A
4. N-Butyl Alcohol	152,358	112,951	97,041	124,656	146,761	-4%
5. Copper	113,956	59,370	183,154	263,120	384,708	238%
6. Xylene (Mixed Isomers)	92,458	89,658	64,901	146,894	121,766	32%
7. Copper Compounds	83,108	87,543	53,478	46,839	79,787	-4%
8. Ethylene Glycol	69,260	27,462	35,694	216	--	N/A
9. Zinc Compounds	53,140	0	0	0	--	N/A
10. N-Hexane	41,865	4,925	11,075	7,909	6,602	-84%

* A value of "--" represents no data reported.

Figure D-5.13 CY09 Top 10 Navy Installations

Name of Installation	Pounds Released or Transferred
1. NSWC Crane Division	486,177
2. Pearl Harbor Naval Complex	269,943
3. PSNS & IMF — Bremerton Site & Naval Base Kitsap*	232,923
4. NAS Jacksonville	208,528
5. NAVSTA Mayport	160,243
6. NAS Corpus Christi	125,483
7. COMNAVMARIANAS Guam	116,568
8. Norfolk Naval Shipyard	106,005
9. NAS Point Mugu	63,054
10. NAS Fallon, Bravo 17	60,286

* As a result of regionalization efforts, Puget Sound Naval Shipyard began reporting as PSNS & IMF—Bremerton Site & Naval Base Kitsap beginning in CY04.

Figure D-5.14 Change in CY05 Top 10 Navy Installations (Pounds Released and Transferred)

Name of Installation	CY05	CY06	CY07	CY08	CY09	CY05–CY09 Percent Change
1. Pearl Harbor Naval Complex	517,958	329,226	377,068	552,279	269,943	-48%
2. PSNS & IMF — Bremerton Site & Naval Base Kitsap*	377,515	203,751	154,638	251,210	232,923	-38%
3. NAS Jacksonville	279,145	51,991	53,300	44,884	208,528	-25%
4. NAB Little Creek	261,688	122,000	21	30	563	-100%
5. NAVSTA Mayport	157,018	151,577	122,091	157,795	160,243	2%
6. NSWC Crane Division	151,797	6,184	155,130	306,599	486,177	220%
7. NAS Fallon, Bravo 17	129,561	76,612	104,787	48,486	60,286	-53%
8. NAS Point Mugu	110,010	150,065	70,080	65,323	63,054	-43%
9. COMNAVMARIANAS Guam	105,364	76,156	121,148	138,217	116,568	11%
10. NAS Corpus Christi	83,879	24,547	94,773	109,269	125,483	50%

* As a result of regionalization efforts, Puget Sound Naval Shipyard began reporting as PSNS & IMF—Bremerton Site & Naval Base Kitsap beginning in CY04.

Figure D-5.15 Marine Corps TRI Reportable Quantities, Including Ranges (Pounds Released or Transferred)

Category	CY05	CY06	CY07	CY08	CY09	CY05–CY09 Percent Change
On-site to Water	1,085,463	1,173,959	823,565	748,791	753,221	-31%
On-site to Air	106,324	95,213	89,046	79,095	117,982	11%
On-site Underground Injection	0	34,877	34,508	40,606	27,668	N/A
On-site Land	1,586,864	1,882,519	1,550,842	1,756,599	1,496,365	-6%
Off-site to POTW	0	0	0	0	0	N/A
Off-site Treatment	6,247	5,747	716	33	670	89%
Off-site Disposal	75,857	84,682	2,125	19,389	11,343	-85%
Total	2,860,755	3,276,997	2,500,802	2,644,514	2,407,250	-16%

Figure D-5.16 Marine Corps TRI Reportable Quantities, Excluding Ranges (Pounds Released or Transferred)

Category	CY05	CY06	CY07	CY08	CY09	CY05–CY09 Percent Change
On-site to Water	1,085,463	1,173,959	823,565	748,791	753,221	-31%
On-site to Air	102,111	76,564	80,767	72,650	112,626	10%
On-site Underground Injection	0	34,877	34,508	40,606	27,668	N/A
On-site Land	2,368	100,686	171,324	186,018	133,686	5,546%
Off-site to POTW	0	0	0	0	0	N/A
Off-site Treatment	6,247	5,747	716	33	670	89%
Off-site Disposal	1,557	2,156	1,669	1,305	11,339	628%
Total	1,197,746	1,393,989	1,112,549	1,049,402	1,039,209	-13%

Figure D-5.17 CY09 Top 10 Marine Corps Chemicals, Including Ranges

Name of Chemical	Pounds Released or Transferred
1. Nitrate Compounds	920,323
2. Lead Compounds	652,499
3. Copper	609,834
4. Lead	109,428
5. Toluene	38,529
6. Dichloromethane	28,332
7. N-Methyl-2-Pyrrolidone	13,526
8. Xylene (Mixed Isomers)	12,737
9. Ethylene Glycol	11,192
10. Methyl Tert-Butyl Ether	5,930

Figure D-5.18 Change in CY05 Top 10 Marine Corps Chemicals, Including Ranges (Pounds Released or Transferred)

Name of Chemical	CY05	CY06	CY07	CY08	CY09	CY05–CY09 Percent Change
1. Nitrate Compounds	1,087,207	1,309,112	1,017,430	973,956	920,323	-15%
2. Copper	686,577	1,023,153	761,234	787,476	609,834	-11%
3. Lead Compounds	636,115	701,508	537,294	723,352	652,499	3%
4. Lead	112,852	71,316	102,177	86,251	109,428	-3%
5. Nitroglycerin	91,140	44,709	0	0	0	-100%
6. Dinitrotoluene (Mixed Isomers)	53,067	0	0	0	0	-100%
7. Phosphorus (Yellow or White)	48,775	34,420	0	0	0	-100%
8. Toluene	38,977	35,574	33,023	23,889	38,529	-1%
9. Dibutyl Phthalate	36,269	0	0	0	0	-100%
10. Xylene (Mixed Isomers)	20,783	15,020	16,573	5,312	12,737	-39%

Figure D-5.19 CY09 Top 10 Marine Corps Installations

Name of Installation	Pounds Released or Transferred
1. MCB Camp Lejeune	503,659
2. MCB Camp Lejeune Range	470,789
3. MCB Camp Pendleton Range	324,747
4. MCB Camp Pendleton	213,849
5. MCB Quantico	194,019
6. MCB Quantico Range Complex	170,398
7. Chocolate Mountains Aerial Gunnery Range	127,331
8. Twentynine Palms Range	81,331
9. MCAS Cherry Point	79,068
10. Parris Island Range	76,925

Figure D-5.20 Change in CY05 Top 10 Marine Corps Installations (Pounds Released and Transferred)

Name of Installation	CY05	CY06	CY07	CY08	CY09	CY05–CY09 Percent Change
1. Twentynine Palms Range	622,052	353,074	148,573	204,598	81,331	-87%
2. MCB Camp Lejeune	504,922	537,250	432,333	448,296	503,659	0%
3. MCB Camp Lejeune Range	306,153	419,548	517,593	577,399	470,789	54%
4. MCB Camp Pendleton Range	302,750	251,183	189,774	336,381	324,747	7%
5. MCB Camp Pendleton	300,586	422,251	339,095	325,714	213,849	-29%
6. MCB Quantico Range Complex	146,343	194,862	165,978	156,348	170,398	16%
7. MCB Quantico	144,069	195,601	114,428	165,160	194,019	35%
8. Parris Island Depot	84,469	94,264	88,187	79	181	-100%
9. MCAS Cherry Point Range	78,575	14,737	9,139	26,478	6,163	-92%
10. MCAS Cherry Point	78,281	61,926	41,914	37,924	79,068	1%

Figure D-5.21 Air Force TRI Reportable Quantities, Including Ranges (Pounds Released or Transferred)

Category	CY05	CY06	CY07	CY08	CY09	CY05–CY09 Percent Change
On-site to Water	267,942	159,501	113,576	78,965	35,301	-87%
On-site to Air	517,098	557,398	663,612	855,218	493,676	-5%
On-site Underground Injection	0	0	0	0	0	N/A
On-site Land	436,736	646,832	977,264	796,830	562,036	29%
Off-site to POTW	85,407	35,090	34,010	58,252	321	-100%
Off-site Treatment	73,574	53,507	11,931	7,796	15,691	-79%
Off-site Disposal	51,045	60,013	71,248	54,700	67,216	32%
Total	1,431,802	1,512,341	1,871,640	1,851,761	1,174,241	-18%

Figure D-5.22 Air Force TRI Reportable Quantities, Excluding Ranges (Pounds Released or Transferred)

Category	CY05	CY06	CY07	CY08	CY09	CY05–CY09 Percent Change
On-site to Water	267,752	159,501	113,576	78,931	35,239	-87%
On-site to Air	515,629	538,690	501,139	410,598	489,354	-5%
On-site Underground Injection	0	0	0	0	0	N/A
On-site Land	120,794	210,470	327,338	208,773	151,794	26%
Off-site to POTW	85,406	35,090	34,009	58,252	321	-100%
Off-site Treatment	73,574	53,507	11,931	7,796	15,691	-79%
Off-site Disposal	50,947	55,596	71,245	49,125	57,500	13%
Total	1,114,103	1,052,854	1,059,237	813,476	749,899	-33%

Figure D-5.23 CY09 Top 10 Air Force Chemicals, Including Ranges

Name of Chemical	Pounds Released or Transferred
1. Copper	217,029
2. Lead Compounds	112,955
3. Dichloromethane	109,287
4. Lead	108,197
5. Barium Compounds	103,808
6. Hydrochloric Acid (1995 and after "Acid Aerosols" Only)	91,879
7. Ethylene Glycol	62,762
8. Tetrachloroethylene	55,578
9. Toluene	54,541
10. Nitrate Compounds	37,689

Figure D-5.24 CY05 Top 10 Air Force Chemicals, Including Ranges (Pounds Released and Transferred)

Name of Chemical	CY05	CY06	CY07	CY08	CY09	CY05–CY09 Percent Change
1. Nitrate Compounds	277,084	107,752	98,556	106,696	37,689	-86%
2. Copper	216,938	245,181	177,602	145,916	217,029	0%
3. Hydrochloric Acid (1995 and after "Acid Aerosols")	184,304	153,344	120,497	76,527	91,879	-50%
4. Ethylene Glycol	145,154	160,955	102,973	70,462	62,762	-57%
5. Dichloromethane	143,327	129,977	40,521	82,880	109,287	-24%
6. Toluene	81,664	65,796	82,378	68,722	54,541	-33%
7. Tetrachloroethylene	66,803	60,356	72,939	49,352	55,578	-17%
8. Lead	63,047	71,056	585,787	316,261	108,197	72%
9. Xylene (Mixed Isomers)	50,071	56,503	49,413	35,291	22,246	-56%
10. Lead Compounds	43,810	83,963	65,086	51,000	112,955	158%

Figure D-5.25 CY09 Top 10 Air Force Installations

Name of Installation	Pounds Released or Transferred
1. Nellis AFB and Training Range	196,023
2. Hill AFB (Ogden ALC)	159,181
3. Eielson AFB	139,543
4. Robins AFB	114,914
5. Eglin AFB Range	110,233
6. Tinker AFB	99,180
7. Wright-Patterson AFB	90,071
8. Air Force Plant No. 42	38,115
9. Holloman AFB	34,951
10. Air Force Plant No. 6	30,956

Figure D-5.26 Change in CY05 Top 10 Air Force Installations (Pounds Released and Transferred)

Name of Installation	CY05	CY06	CY07	CY08	CY09	CY05–CY09 Percent Change
1. Hill AFB (Ogden ALC)	243,118	177,518	84,042	81,047	159,181	-35%
2. Air Force Plant No. 6	168,105	68,390	53,043	20,313	30,956	-82%
3. Tinker AFB	126,941	109,490	139,489	95,961	99,180	-22%
4. Air Force Plant No. 4	116,334	56,798	35,965	63,050	5,300	-95%
5. Eglin AFB Range	113,871	107,465	0	81,263	110,233	-3%
6. Robins AFB	101,439	119,764	150,009	127,889	114,914	13%
7. Nellis AFB and Training Range	99,395	205,718	102,042	451,306	196,023	97%
8. Wright-Patterson AFB	94,013	120,284	120,545	76,551	90,071	-4%
9. Arnold AFB	90,501	104,356	63,437	38,816	8,071	-91%
10. Utah Test and Training Range – Demilitarization Activities	90,299	33,061	0	0	1,836	-98%

Figure D-5.27 DLA TRI Reportable Quantities (Pounds Released or Transferred)

Category	CY05	CY06	CY07	CY08	CY09	CY05–CY09 Percent Change
On-site to Water	0	0	0	0	0	N/A
On-site to Air	2,568	1,034	1,828	2,020	1,545	-40%
On-site Underground Injection	0	0	0	0	0	N/A
On-site Land	0	0	0	0	0	N/A
Off-site to POTW	0	0	0	0	0	N/A
Off-site Treatment	0	0	0	0	0	N/A
Off-site Disposal	0	0	0	0	0	N/A
Total	2,568	1,034	1,828	2,020	1,545	-40%

Figure D-5.28 Top CY09 DLA Chemicals

Name of Chemical	Pounds Released or Transferred
1. Dichlorotetrafluoroethane (CFC-114)	857
2. Bromotrifluoromethane	682
3. 1,2,4-Trimethylbenzene	4
4. Naphthalene	2
5. Phenanthrene	0
6. Polycyclic Aromatic Compounds	0
7. Mercury	0

Figure D-5.29 Change in CY05 Top 10 DLA Chemicals (Pounds Released and Transferred)*

Name of Chemical	CY05	CY06	CY07	CY08	CY09	CY05–CY09 Percent Change
1. Bromotrifluoromethane	976	335	381	1,238	682	-30%
2. Bromochlorodifluoromethane	592	108	56	0	0	-100%
3. Dichlorotetrafluoroethane (CFC-114)	511	408	295	776	857	68%
4. Dichlorodifluoromethane (CFC-12)	382	163	1,076	0	--	N/A
5. Trichlorofluoromethane	107	20	20	0	--	N/A
6. Polycyclic Aromatic Compounds (PACS)	0	0	0	0	0	-100%
7. Benzo (G,H,I) Perylene	0	0	0	0	--	N/A
8. Lead	0	0	0	0	--	N/A
9. Mercury	0	0	0	0	0	-100%

* A value of "--" represents no data reported.

Figure D-5.30 CY09 Top DLA Installations

Name of Installation	Pounds Released or Transferred
1. Defense Supply Center Richmond	1,539
2. Defense Distribution Depot of Susquehanna PA	6
3. National Stockpile Center Warren Depot	0

Figure D-5.31 Change in CY05 Top DLA Installations (Pounds Released and Transferred)*

Name of Installation	CY05	CY06	CY07	CY08	CY09	CY05–CY09 Percent Change
1. Defense Supply Center Richmond	2,568	1,034	1,828	2,014	1,539	-40%
2. Defense Distribution Depot of Susquehanna PA	0	0	0	6	6	N/A
3. Defense National Stockpile Center New Haven	0	0	0	0	--	N/A
4. Defense National Stockpile Center Warren Depot	0	0	0	0	0	N/A

* A value of "--" represents no data reported.

Section 6. Restoration Program Performance

Figure D-6.1 IRP Site Status at Active Installations by Cleanup Phase

Army	FY06	FY07	FY08	FY09	FY10
Investigation Planned or Underway	594	497	437	590	572
Cleanup Planned or Underway	289	286	270	357	346
(Remedy in Place [*])	102	170	190	222	212
Response Complete	9,568	9,704	9,775	9,918	9,976
(Long-term Management Underway [†])	268	268	331	403	434
Total Sites	10,451	10,487	10,482	10,865	10,894
Navy and Marine Corps	FY06	FY07	FY08	FY09	FY10
Investigation Planned or Underway	651	541	505	449	438
Cleanup Planned or Underway	381	1,958	1,107	1,075	909
(Remedy in Place [*])	229	1,853	1,001	947	756
Response Complete	2,672	1,217	2,111	2,204	2,495
(Long-term Management Underway [†])	156	34	54	48	64
Total Sites	3,704	3,716	3,723	3,728	3,842
Air Force	FY06	FY07	FY08	FY09	FY10
Investigation Planned or Underway	879	565	414	1,414	1,378
Cleanup Planned or Underway	976	871	829	828	811
(Remedy in Place [*])	470	469	463	490	547
Response Complete	3,471	3,854	4,049	4,151	4,255
(Long-term Management Underway [†])	274	317	351	362	386
Total Sites	5,326	5,290	5,292	6,393	6,444
DLA	FY06	FY07	FY08	FY09	FY10
Investigation Planned or Underway	3	3	4	4	4
Cleanup Planned or Underway	18	20	17	16	17
(Remedy in Place [*])	10	13	13	12	15
Response Complete	324	322	325	327	327
(Long-term Management Underway [†])	11	19	22	16	21
Total Sites	345	345	346	347	348
DoD Total	FY06	FY07	FY08	FY09	FY10
Investigation Planned or Underway	2,127	1,606	1,360	2,457	2,392
Cleanup Planned or Underway	1,664	3,135	2,223	2,276	2,083
(Remedy in Place [*])	811	2,505	1,667	1,671	1,530
Response Complete	16,035	15,097	16,260	16,600	17,053
(Long-term Management Underway [†])	709	638	758	829	905
Percent of Sites Achieving RIP/RC	85%	89%	90%	86%	86%
Total Sites	19,826	19,838	19,843	21,333	21,528

* Remedy in Place is a subset of Cleanup Planned or Underway.

† Long-term Management Underway is a subset of Response Complete.

Figure D-6.2 IRP Site Status at BRAC Installations by Cleanup Phase

Army	FY06	FY07	FY08	FY09	FY10
Investigation Planned or Underway	114	145	152	152	154
Cleanup Planned or Underway	72	64	69	76	71
(Remedy in Place [*])	35	42	41	48	49
Response Complete	1,781	1,767	1,778	1,782	1,783
(Long-term Management Underway [†])	69	80	84	81	76
Total Sites	1,967	1,976	1,999	2,010	2,008
Navy and Marine Corps	FY06	FY07	FY08	FY09	FY10
Investigation Planned or Underway	120	111	97	90	72
Cleanup Planned or Underway	90	596	475	242	232
(Remedy in Place [*])	58	556	434	203	189
Response Complete	914	422	558	803	832
(Long-term Management Underway [†])	40	16	14	27	25
Total Sites	1,124	1,129	1,130	1,135	1,136
Air Force	FY06	FY07	FY08	FY09	FY10
Investigation Planned or Underway	412	417	372	336	307
Cleanup Planned or Underway	164	166	177	199	219
(Remedy in Place [*])	150	150	159	158	151
Response Complete	1,179	1,226	1,260	1,282	1,293
(Long-term Management Underway [†])	272	289	308	279	296
Total Sites	1,755	1,809	1,809	1,817	1,819
DLA	FY06	FY07	FY08	FY09	FY10
Investigation Planned or Underway	0	0	0	0	0
Cleanup Planned or Underway	7	7	7	7	7
(Remedy in Place [*])	1	2	2	2	7
Response Complete	157	157	157	157	157
(Long-term Management Underway [†])	0	0	17	21	6
Total Sites	164	164	164	164	164
DoD Total	FY06	FY07	FY08	FY09	FY10
Investigation Planned or Underway	646	673	621	578	533
Cleanup Planned or Underway	333	833	728	524	529
(Remedy in Place [*])	244	750	636	411	396
Response Complete	4,031	3,572	3,753	4,024	4,065
(Long-term Management Underway [†])	381	385	423	408	403
Percent of Sites Achieving RIP/RC	85%	85%	86%	87%	87%
Total Sites	5,010	5,078	5,102	5,126	5,127

* Remedy in Place is a subset of Cleanup Planned or Underway.

† Long-term Management Underway is a subset of Response Complete.

Figure D-6.3 IRP Site Status at FUDS Properties by Cleanup Phase

FUDS	FY06	FY07	FY08	FY09	FY10
Investigation Planned or Underway	673	602	547	491	492
Cleanup Planned or Underway (Remedy in Place*)	340	386	383	366	319
Response Complete (Long-term Management Underway†)	2,008	2,046	2,114	2,022	2,110
Percent of Sites Achieving RIP/RC	67%	68%	70%	71%	72%
Total Sites	3,021	3,034	3,044	2,879	2,921

* Remedy in Place is a subset of Cleanup Planned or Underway.

† Long-term Management Underway is a subset of Response Complete.

Figure D-6.4 IRP CTC Estimates at Active and BRAC Installations and FUDS Properties (Millions of Dollars)*†

Active Installations	FY06	FY07	FY08	FY09	FY10
Army	\$2,144.7	\$1,871.1	\$1,666.5	\$1,709.1	\$1,642.9
Navy and Marine Corps	\$1,987.4	\$1,865.2	\$1,853.2	\$2,154.8	\$2,186.9
Air Force	\$3,171.3	\$3,004.1	\$2,687.8	\$2,439.1	\$3,252.1
DLA	\$164.1	\$173.9	\$128.9	\$118.5	\$148.2
DoD Total	\$7,467.5	\$6,914.3	\$6,336.3	\$6,421.6	\$7,230.1
BRAC Installations	FY06	FY07	FY08	FY09	FY10
Army	\$523.7	\$599.8	\$552.4	\$735.0	\$615.5
Navy and Marine Corps	\$1,417.9	\$1,334.9	\$1,233.6	\$1,116.4	\$1,071.2
Air Force	\$1,023.5	\$977.9	\$972.9	\$915.1	\$1,009.4
DLA	\$28.6	\$21.6	\$17.1	\$18.3	\$10.3
DoD Total	\$2,993.7	\$2,934.2	\$2,776.0	\$2,784.8	\$2,706.4
FUDS Properties	FY06	FY07	FY08	FY09	FY10
FUDS Properties	\$3,441.6	\$3,249.3	\$2,779.0	\$2,963.0	\$2,820.1

* Subtotals may not add to totals due to rounding.

† Funding represents site-level data and does not include management and support costs not directly attributable to specific sites.

Figure D-6.5 MRS Status at Active Installations by Cleanup Phase

Army	FY06	FY07	FY08	FY09	FY10
Investigation Planned or Underway	655	631	509	397	715
Cleanup Planned or Underway	3	0	3	2	2
(Remedy in Place [*])	0	0	0	0	0
Response Complete	127	195	384	552	678
(Long-term Management Underway [†])	2	2	2	9	6
Total Sites	785	826	896	951	1,395
Navy and Marine Corps	FY06	FY07	FY08	FY09	FY10
Investigation Planned or Underway	181	194	198	188	188
Cleanup Planned or Underway	5	14	16	65	49
(Remedy in Place [*])	0	12	11	59	30
Response Complete	35	31	43	21	76
(Long-term Management Underway [†])	1	0	0	0	1
Total Sites	221	239	257	274	313
Air Force	FY06	FY07	FY08	FY09	FY10
Investigation Planned or Underway	240	373	390	428	426
Cleanup Planned or Underway	0	1	4	29	148
(Remedy in Place [*])	0	0	0	1	1
Response Complete	64	111	123	145	151
(Long-term Management Underway [†])	0	0	0	0	0
Total Sites	304	485	517	602	725
DLA	FY06	FY07	FY08	FY09	FY10
Investigation Planned or Underway					
Cleanup Planned or Underway					
(Remedy in Place [*])					
Response Complete					
(Long-term Management Underway [†])					
Total Sites					
DLA does not have Munitions Response Sites (MRSs)					
DoD Total	FY06	FY07	FY08	FY09	FY10
Investigation Planned or Underway	1,076	1,198	1,097	1,013	1,329
Cleanup Planned or Underway	8	15	23	96	199
(Remedy in Place [*])	0	12	11	60	31
Response Complete	226	337	550	718	905
(Long-term Management Underway [†])	3	2	2	9	7
Percent of Sites Achieving RIP/RC	17%	23%	34%	43%	38%
Total Sites	1,310	1,550	1,670	1,827	2,433

* Remedy in Place is a subset of Cleanup Planned or Underway.

† Long-term Management Underway is a subset of Response Complete.

Figure D-6.6 MRS Status at BRAC Installations by Cleanup Phase

Army	FY06	FY07	FY08	FY09	FY10
Investigation Planned or Underway	93	85	86	85	78
Cleanup Planned or Underway	6	6	5	5	5
(Remedy in Place [*])	0	0	0	0	0
Response Complete	118	87	93	95	99
(Long-term Management Underway [†])	11	9	10	13	13
Total Sites	217	178	184	185	182
Navy and Marine Corps	FY06	FY07	FY08	FY09	FY10
Investigation Planned or Underway	18	21	20	18	16
Cleanup Planned or Underway	8	10	7	9	12
(Remedy in Place [*])	0	7	4	6	5
Response Complete	4	1	5	7	8
(Long-term Management Underway [†])	0	0	0	0	0
Total Sites	30	32	32	34	36
Air Force	FY06	FY07	FY08	FY09	FY10
Investigation Planned or Underway	126	12	12	14	14
Cleanup Planned or Underway	0	23	13	7	6
(Remedy in Place [*])	0	1	2	0	4
Response Complete	0	92	102	104	108
(Long-term Management Underway [†])	0	8	7	7	7
Total Sites	126	127	127	125	128
DLA	FY06	FY07	FY08	FY09	FY10
Investigation Planned or Underway					
Cleanup Planned or Underway					
(Remedy in Place [*])					
Response Complete					
(Long-term Management Underway [†])					
Total Sites					
DLA does not have Munitions Response Sites (MRSs)					
DoD Total	FY06	FY07	FY08	FY09	FY10
Investigation Planned or Underway	237	118	118	117	108
Cleanup Planned or Underway	14	39	25	21	23
(Remedy in Place [*])	0	8	6	6	9
Response Complete	122	180	200	206	215
(Long-term Management Underway [†])	11	17	17	20	20
Percent of Sites Achieving RIP/RC	33%	56%	60%	62%	65%
Total Sites	373	337	343	344	346

* Remedy in Place is a subset of Cleanup Planned or Underway.

† Long-term Management Underway is a subset of Response Complete.

Figure D-6.7 MRS Status at FUDS Properties by Cleanup Phase

FUDS	FY06	FY07	FY08	FY09	FY10
Investigation Planned or Underway	1,112	1,088	1,014	999	990
Cleanup Planned or Underway (Remedy in Place [*])	48 0	159 0	79 0	52 0	73 0
Response Complete (Long-term Management Underway [†])	473 12	403 15	568 17	561 18	640 20
Percent of Sites Achieving RIP/RC	29%	24%	34%	35%	38%
Total Sites	1,633	1,650	1,661	1,612	1,703

* Remedy in Place is a subset of Cleanup Planned or Underway.

† Long-term Management Underway is a subset of Response Complete.

Figure D-6.8 MMRP CTC Estimates at Active and BRAC Installations and FUDS Properties (Millions of Dollars)^{*†}

Active Installations	FY06	FY07	FY08	FY09	FY10
Army	\$3,032.1	\$2,943.2	\$2,341.4	\$1,320.3	\$1,685.5
Navy and Marine Corps	\$619.5	\$713.3	\$759.5	\$712.7	\$1,796.2
Air Force	\$1,496.3	\$1,598.6	\$1,845.8	\$1,815.9	\$943.6
DLA	DLA does not fund the MMRP				
DoD Total	\$5,147.9	\$5,255.1	\$4,946.7	\$3,848.9	\$4,425.3
BRAC Installations	FY06	FY07	FY08	FY09	FY10
Army	\$800.3	\$795.7	\$854.1	\$781.1	\$624.3
Navy and Marine Corps	\$101.9	\$146.5	\$116.0	\$126.7	\$140.6
Air Force	\$0.0	\$5.1	\$1.7	\$2.8	\$4.8
DLA	DLA does not fund the MMRP				
DoD Total	\$902.2	\$947.3	\$971.8	\$910.6	\$769.7
FUDS Properties	FY06	FY07	FY08	FY09	FY10
FUDS Properties	\$12,639.5	\$13,023.0	\$13,452.6	\$12,241.1	\$9,988.9

* Subtotals may not add to totals due to rounding.

† Funding represents site-level data and does not include management and support costs not directly attributable to specific sites.

Figure D-6.9 Cost Recovery Efforts by DoD Component (Actual Dollars)

DoD Component	Installation Name	Location (City/County, State)	Type of Cost Action	Status of Cost Recovery Actions or Cost Sharing Actions	Amount Recovered/Shared in FY10	Total Amount Recovered/Shared Cumulative through FY10	Cost to Pursue Action in FY10	Total Cost to Pursue Action Cumulative through FY10
Army	Rocky Mountain Arsenal	Adams County, CO	Cost Recovery	Underway	\$2,974,298	\$224,738,478	N/A	N/A
Army	Rocky Mountain Arsenal	Adams County, CO	Cost Sharing	Underway	\$9,717,755	\$323,494,450	N/A	N/A
Army	Twin Cities Army Ammunition Plant	Arden Hills, MN	Cost Recovery	Underway	\$137,853	\$2,219,608	N/A	N/A
Navy	Allegany Ballistics Lab (ATK)	Rocket Center, WV	Cost Sharing	Underway	\$0	\$529,868	N/A	N/A
Navy	Navsta Great Lakes – Pettibone Creek Site	North Chicago, IL	Cost Sharing	Underway	\$0	\$1,233,284	\$20,159	\$249,800
Navy	NIROP Fridley	Minneapolis, MN	Cost Sharing	Complete	\$0	\$4,600,000	N/A	\$743,397
Navy	Pearl Harbor Naval Complex, NMC EAD DET PH, Oahu Sugar Site – Kaanapali Land, LLC and Oahu Sugar Bankruptcy Action	Pearl Harbor, HI	Cost Sharing	Underway	N/A	N/A	\$30,554	\$322,120
Navy	Pearl Harbor Naval Complex, NMC EAD DET PH, Waipahu Ash Landfill	Pearl Harbor, HI	Cost Recovery	Underway	\$6,502,857	\$11,559,055	\$4,015	\$233,263
Air Force	Air Force Plant 36	Evendale, OH	Cost Recovery	Underway	\$0	\$0	\$3,252	\$3,252
Air Force	Air Force Plant 42	Palmdale, CA	Cost Recovery	Underway	\$0	\$0	\$17,735	\$17,735
Air Force	Air Force Plant 44	Tucson, AZ	Cost Recovery	Underway	\$1,010,000	\$4,120,000	\$0	N/A
Air Force	Air Force Plant 59	Binghamton, NY	Cost Recovery	Underway	\$0	\$0	\$0	\$0
Air Force	Air Force Plant 85	Columbus, OH	Cost Recovery	Underway	\$0	\$0	\$125,370	\$125,370
Air Force	Air Force Plant PJKS	Wateron, CO	Cost Recovery	Complete	\$0	\$3,500,000	N/A	N/A
Air Force	Grissom Air Force Base	Miami County, IN	Cost Recovery	Underway	\$0	\$0	\$0	\$0
Air Force	Vandenberg Air Force Base	Vandenberg Air Force Base, CA	Cost Recovery	Underway	\$0	\$0	\$273,000	\$963,000
DLA	Former Defense Supply Center South Philadelphia	Philadelphia, PA	Cost Recovery	Underway	\$0	\$2,000,000	\$500,000	\$6,000,000
FUDES	Blaine Naval Ammunition Depot	Hastings, NE	Cost Recovery	Underway	N/A	N/A	N/A	N/A
				DoD Total	\$20,342,763	\$577,994,743	\$974,085	\$7,914,540

Figure D-6.10 BRAC Early Transfer Authority Acreage in FY10

DoD Component	Installation Name	Date Transferred	Conveyance	Number of Acres Transferred
Army	Lone Star Army Ammunition Plant	10/1/10	Economic Development Conveyance	8,874
Army	Lone Star Army Ammunition Plant	10/1/10	Negotiated Sale	5,424
Total				14,298

Figure D-6.11 Total Number of RABs at Active and BRAC Installations and FUDS Properties

DoD Component	Active RABs	BRAC RABs	Total RABs
Army	31	20	51
Navy and Marine Corps	52	24	76
Air Force	63	29	92
DLA	1	2	3
FUDS	N/A	N/A	43
Total Number of RABs			265

Figure D-6.12 RAB Expenditures by DoD Component (Millions)*

DoD Component	FY06	FY07	FY08	FY09	FY10
Army	\$0.5	\$0.4	\$0.4	\$0.4	\$0.3
Navy and Marine Corps	\$1.2	\$1.4	\$1.5	\$1.2	\$1.9
Air Force	\$0.3	\$0.3	\$1.1	\$0.8	\$0.5
DLA	\$0.6	\$0	\$0	\$0	\$0
FUDS	\$0.4	\$0.4	\$0.5	\$0.5	\$0.8
Total	\$3.1	\$2.5	\$3.4	\$3.0	\$3.5

* Subtotals may not add to totals due to rounding.

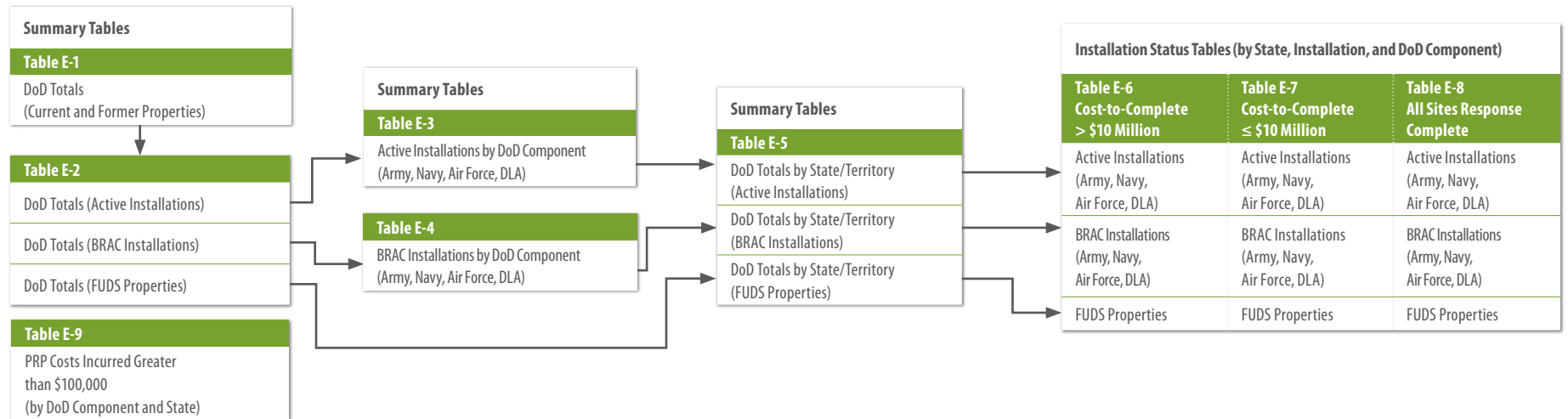
E Status Tables

Installation Restoration Program and Military Munitions Response Program

The status tables in this appendix present data for the Installation Restoration Program (IRP) and the Military Munitions Response Program. The data in these tables are required by 10 United States Code §2706(a)(2), which defines the Defense Environmental Restoration Program (DERP) information that must be included in this Defense Environmental Programs Annual Report to Congress.

These tables are arranged by installation, state, and Department of Defense Component. They portray various aspects of the DERP such as cleanup status and funding information. The IRP statistics in this appendix include statistics for the Building Demolition/Debris Removal Program, a minor DERP category.

Figure E-1 Illustration of Tables E-1 through E-9



The Department of Defense (DoD) Components were required to report Munitions Response Site Prioritization Protocol (MRSPP) scores beginning in fiscal year (FY) 2008. The MRSPP provides a framework for implementing §311(b) of the National Defense Authorization Act for FY02. The Act requires DoD Components to assign a relative priority to each munitions response site (MRS) known or suspected to contain unexploded ordnance, discarded military munitions, or munitions constituents. This relative priority is known as the MRS priority. Priority is based on explosive, chemical warfare materiel, and health hazard evaluations conducted for each MRS. The priority assigned to an MRS may be one of eight numeric scores or have one of these alternative ratings: evaluation pending; no longer required; or no known or suspected hazards.

Figure E-1 illustrates the descriptions of each of the nine status tables in this appendix. Here is a brief description of each one:

- Status Table E-1 provides a data summary of Defense Environmental Restoration Program (DERP) sites at all current and former DoD properties.
- Status Table E-2 provides separate summaries of DERP sites at active installations, Base Realignment and Closure (BRAC) installations, and Formerly Used Defense Site (FUDS) properties.
- Status Table E-3 subdivides the active installations presented in Table E-2 by DoD Component (Army, Navy, Air Force, and the Defense Logistics Agency [DLA]).
- Status Table E-4 subdivides the BRAC installations presented in Table E-2 by DoD Component (Army, Navy, Air Force, and DLA).
- Status Table E-5 provides status and cost summaries of DERP sites at active installations, BRAC installations, and FUDS properties located within the 50 states, U.S. territories, and the District of Columbia.

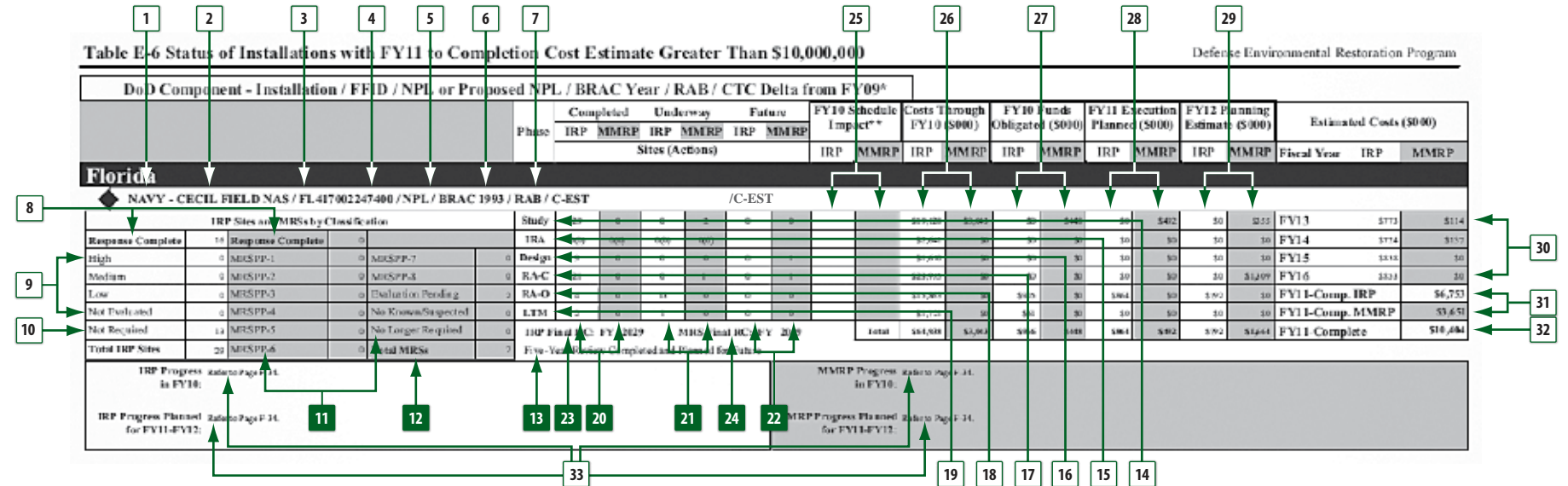
- Status Table E-6 provides five-year review report status and explanations for significant changes in cost-to-complete (CTC) estimates since FY09. It also provides National Priorities List (NPL) status, BRAC round year(s), site status, and funding information for active installations, BRAC installations, and FUDS properties that have:
 - Ongoing or planned investigations or cleanup actions
 - Estimated CTC greater than \$10 million for the Installation Restoration Program (IRP) and the Military Munitions Response Program (MMRP)
- Status Table E-7 provides site counts and cost data for active installations, BRAC installations, and FUDS properties that have:
 - Ongoing or planned investigations or cleanup actions
 - Estimated CTC less than or equal to \$10 million for the IRP and the MMRP
- Status Table E-8 lists the total number of sites and costs incurred for active installations, BRAC installations, and FUDS properties that have achieved response complete status at all sites.
- Status Table E-9 provides data by state for installations that have incurred potentially responsible party costs greater than \$100,000 through FY10.

The number of installations reported in Status Tables E-1 and E-2 represents the number of installations funded by each DoD Component. Note that the number of installations reported in these tables may exceed the number of actual installations because:

- Installations may be funded by more than one DoD Component
- Prior year Environmental Restoration (ER) funding may be reported for installations that are now funded completely by the BRAC Program
- Current and future ER and BRAC funding may be reported for one installation with both ER and BRAC sites

Figure E-2 provides detailed descriptions of the data elements in the status tables.

Figure E-2 DERP Data Element Descriptions



Footnote	Data Element Descriptions
1	DoD Component Name—identifies the DoD Component responsible for environmental cleanup (Army, Navy, Air Force, DLA, or FUS).
2	Installation Name—provides the name of the DoD installation or FUS property.
3	Federal Facility Identification Number (FFID)—a unique 14-digit alpha-numeric identifier used to manage and track the DoD installation or FUS property.
4	NPL or Proposed NPL—if displayed, indicates that the DoD installation or FUS property is either listed on or has been proposed for listing on the U.S. Environmental Protection Agency's NPL. The NPL is the list of national priorities among the known releases or threatened releases of hazardous substances and pollutants or contaminants throughout the United States and its territories.
5	BRAC Year—if displayed, indicates that the DoD installation has been identified for closure or realignment under one or more of the five BRAC rounds (1988, 1991, 1993, 1995, and 2005).
6	Restoration Advisory Board (RAB)—if displayed, indicates that a RAB has been established and continues to operate, providing communities effected by DERP activities at the DoD installation or FUS property with the ability to discuss, evaluate, and exchange information in an open forum.
7	CTC Delta from FY09—if displayed, indicates that the current funding projection has changed by more than 10 percent as compared to the funding projection reported in FY09. There are three possible explanations for CTC deltas (which include, but are not limited to, the examples that follow them): technical issues (additional sites identified, incomplete site data, additional or extended remedial action operation required); regulatory issues (changes to an existing cleanup requirement, new regulations); and changes in estimating criteria (addition of cost data that were overlooked or previously unknown, database updates and corrections).
8	Response Complete (RC)—represents the number of DERP sites at which all cleanup objectives have been met. The number of IRP sites that have achieved RC is displayed in the white cell, and the number of MRSs that have achieved RC is displayed in the gray cell.
9	Relative Risk Site Evaluation (RRSE) Status—the RRSE framework is a methodology used by DoD to evaluate the relative risk posed by an IRP site in relation to other IRP sites. These cells display the number of IRP sites in each of the following relative risk categories: High, Medium, Low, Not Evaluated, and Not Required.
10	Total IRP Sites—represents the total number of IRP sites at the DoD installation or FUS property. This number corresponds to the number of sites at RC, plus the number of sites in each of the relative risk categories.
11	MRSPP Status—the MRSPP is used by DoD to assign a relative priority to each MRS, based on potential hazards and site conditions, to rank sites for cleanup and funding. These cells display the number of MRSs with each of the eight numeric MRSPP scores and the following three alternative ratings: evaluation pending, no known or suspected hazards, and evaluation no longer required. A Priority 1 MRS contains the highest potential hazard, while a Priority 8 MRS contains the lowest potential hazard.

Figure E-2, cont. DERP Data Element Descriptions

Footnote	Data Element Descriptions
12	Total MRSs—represents the total number of MRSs at the DoD installation or FUDS property. This number corresponds to the sum of the MRSs associated with each of the eight numeric MRSPP scores, plus the number of MRSs assigned to each of the three alternative ratings.
13	Five-Year Review Status—provides the status of the five-year review for the DoD installation or FUDS property, where such review is required. A five-year review may be completed, underway, planned for the future, or any combination thereof. It is important to note that a five-year review may be required for selected DERP sites, not necessarily all sites at the installation or property.
14	Study—comprises three investigation phases: preliminary assessment (PA), site inspection (SI), and remedial investigation/feasibility study (RI/FS). The PA is a review of existing information to determine if a hazardous substance or pollutant or contaminant release(s) requires additional investigation or action. The SI is an on-site investigation to augment the data collected in the PA and determine the need for further action. The RI/FS characterizes the site and evaluates various alternatives for cleanup of the site.
15	Interim Remedial Action (IRA)—a remedial action undertaken prior to selection of the final remedy as a component of a larger remedy at a DERP site.
16	Design—includes developing the design plans for and specifications of the selected remedy at a DERP site.
17	Remedial Action Construction (RA-C)—represents the period of time that a response action is being implemented but is not yet operating as designed. At the end of this phase of work, the remedy is in place.
18	Remedial Action Operation (RA-O)—represents the period of time that a selected remedy must operate before achieving cleanup objectives. At the end of this phase of work, the response is complete.
19	Long-Term Management (LTM)—includes activities such as environmental monitoring, review of site conditions, and maintenance of a remedy to ensure continued protection as designed once a DERP site achieves RC.
20	Phases Completed—represents the number of DERP sites that have completed each phase. The number of IRP sites associated with each phase is displayed in the white cells, and the number of MRSs associated with each phase is displayed in the gray cells.
21	Phases Underway—represents the number of DERP sites with each phase underway as of the end of FY10. The number of IRP sites associated with each phase is displayed in the white cells, and the number of MRSs associated with each phase is displayed in the gray cells.
22	Phases Planned for the Future—represents the number of DERP sites with each phase planned for FY11 and beyond. All DERP sites require at least one of the three investigation phases that comprise the study phase (PA, SI and RI/FS), but they may not require all of the remaining phases (IRA, design, RA-C, RA-O, and LTM); thus, adding up the number of sites with study completed, underway, and planned for the future matches the total number of sites, while adding up the number of sites with each of the remaining phases completed, underway, and planned for the future generally does not. The number of IRP sites associated with each phase is displayed in the white cells, and the number of MRSs associated with each phase is displayed in the gray cells.
23	IRP Final RC—represents the fiscal year in which all IRP sites achieved or will achieve RC.
24	MMRP Final RC—represents the fiscal year in which all MRSs achieved or will achieve RC.
25	Schedule Impact in FY10—if displayed, indicates that the schedule for a phase was impacted in FY10. The reasons a schedule may be impacted include technical, contracting, personnel, regulatory, and funding issues. Reasons for impacts to IRP cleanup are displayed in the white cells, and reasons for impacts to MMRP cleanup are displayed in the gray cells.
26	Costs Through FY10—represents funding allocated to DERP sites for each phase from the time cleanup activities began through FY10, in thousands of dollars. Funding to date for IRP sites is displayed in the white cells, and funding to date for MRSs is displayed in the gray cells. Note that the MMRP was established in 2001; prior to that, costs related to addressing sites contaminated with unexploded ordnance, discarded military munitions, and munitions constituents were included with IRP costs.
27	FY10 Funds Obligated—represents funding allocated to DERP sites for each phase in FY10, in thousands of dollars. FY10 funding for IRP sites is displayed in the white cells, and FY10 funding for MRSs is displayed in the gray cells.
28	FY11 Execution Planned—represents funding projected for allocation to DERP sites for each phase in FY11, in thousands of dollars. Projected funding for IRP sites is displayed in the white cells, and projected funding for MRSs is displayed in the gray cells.
29	FY12 Planning Estimate—represents funding projected for allocation to DERP sites for each phase in FY12, in thousands of dollars. Projected funding for IRP sites is displayed in the white cells, and projected funding for MRSs is displayed in the gray cells.
30	Estimated Costs FY13 Through FY16—represents funding projected for allocation to DERP sites in each year from FY13 through FY16, in thousands of dollars. Projected funding for IRP sites is displayed in the white cells, and projected funding for MRSs is displayed in the gray cells.
31	IRP and MMRP CTC—represents funding projected for allocation to DERP sites from FY11 through completion of cleanup activities, including LTM, in thousands of dollars. The CTC for IRP sites is displayed in the white cell, and the CTC for MRSs is displayed in the gray cell.
32	Total CTC—represents funding projected for allocation to DERP sites from FY11 through completion of IRP and MMRP cleanup activities, including LTM, in thousands of dollars.
33	IRP/MMRP Progress—describes IRP and MMRP cleanup progress made during FY10, and IRP and MMRP cleanup activities planned for the next two years. If the DoD installation or FUDS property requires an environmental restoration narrative, reference to that narrative is provided in this section.

Figure E-3 Installations and Properties with DERP-eligible sites in FY10

DoD Component	Number of Installations/Properties
Army	1,323
Navy	254
Air Force	323
Defense Logistics Agency	7
Formerly Used Defense Sites	2,691
Total	4,598

Figure E-3 lists the total number of installations and properties with DERP-eligible sites reported by each DoD Component in FY10.

Figure E-4 Installations Funded by Multiple DoD Components in FY10

DoD Components Providing Funding	Installation	FFID
Army and Air Force	Massachusetts Military Reservation (MMR)	MA157282448700

Figure E-4 lists installations that received funding for restoration activities from more than one DoD Component in FY10.

Although BRAC installations are funded primarily by one of the BRAC accounts, some installations may also receive ER funding because both ER and BRAC sites are being addressed at these installations. Figure E-5 lists installations with both ER and BRAC sites. It also provides site counts, funds spent through FY10, and CTC estimates for the ER and BRAC sites.

Figure E-5 Installations with Multiple Funding Sources

DoD Component	Installation	FFID	Number of ER Sites	Number of BRAC Sites	ER Funding to Date (\$000)	BRAC Funding to Date (\$000)	ER CTC (\$000)	BRAC CTC (\$000)
Army	Deseret Chemical Depot	UT821382026500	31	8	\$23,775	\$1,130	\$23,467	\$104,604
Army	Detroit Arsenal	MI521382026800	1	26	\$17	\$9,747	\$0	\$77
Army	Devens Reserve Training Facility	MA121042027000	10	78	\$230	\$153,163	\$0	\$27,406
Army	Fort Buchanan	PR22140RQ32700	27	1	\$3,466	\$474	\$6,866	\$0
Army	Fort George G. Meade	MD321022056700	40	14	\$51,108	\$56,247	\$10,324	\$2,314
Army	Fort Greely	AK021452215500	58	19	\$23,487	\$21,188	\$6,588	\$0
Army	Fort Indiantown Gap	PA321402044400	12	3	\$529	\$1,349	\$0	\$0
Army	Fort McClellan	AL421372056200	7	130	\$13,561	\$241,354	\$0	\$213,093
Army	Fort McPherson	GA421402056500	10	7	\$8,112	\$2,096	\$0	\$391
Army	Fort Monmouth	NJ221382059700	23	33	\$12,506	\$16,879	\$0	\$17,318
Army	Fort Monroe	VA321372060300	3	30	\$2,012	\$5,045	\$0	\$72,750
Army	Fort Totten	NY221022089700	6	15	\$27	\$830	\$0	\$0
Army	Indiana Army Ammunition Plant	IN521382044300	89	2	\$24,262	\$3,444	\$441	\$0
Army	Kansas Army Ammunition Plant	KS721382046700	12	17	\$33,639	\$9,411	\$0	\$6,015
Army	Letterkenny Army Depot	PA321382050300	77	42	\$106,673	\$29,138	\$2,893	\$2,392
Army	Lone Star Army Ammunition Plant	TX621382183100	39	9	\$26,231	\$3,923	\$0	\$6,685

Figure E-5, cont. Installations with Multiple Funding Sources

DoD Component	Installation	FFID	Number of ER Sites	Number of BRAC Sites	ER Funding to Date (\$000)	BRAC Funding to Date (\$000)	ER CTC (\$000)	BRAC CTC (\$000)
Army	Newport Chemical Depot	INS21382227200	10	9	\$19,579	\$2,109	\$0	\$1,819
Army	Red River Army Depot	TX621382073800	60	32	\$25,897	\$23,133	\$49,955	\$10,348
Army	Riverbank Army Ammunition Plant	CA921382075900	9	4	\$54,664	\$4,166	\$0	\$1,405
Army	Sierra Army Depot	CA921382084300	52	12	\$70,772	\$25,926	\$12,896	\$16,058
Army	Tooele Army Depot	UT821382089400	43	29	\$61,207	\$68,996	\$28,078	\$10,673
Army	Vancouver Barracks	WA021402092400	2	5	\$96	\$214	\$0	\$1,080
Navy	Barbers Point NAS	HI917002432600	14	21	\$8,443	\$55,343	\$5,069	\$413
Navy	Bethesda NAVMEDCOM NATCAPREG	MD317002468700	8	1	\$3,552	\$54	\$887	\$0
Navy	Brunswick NAS	ME117002201800	15	13	\$64,199	\$27,662	\$0	\$45,393
Navy	Concord NWS	CA917002452800	10	17	\$80,555	\$14,252	\$0	\$23,775
Navy	Guam FISC	GU917002753200	6	1	\$17,433	\$1,099	\$364	\$0
Navy	Guam NAVACTS	GU917002758300	34	2	\$53,415	\$2,505	\$30,226	\$102
Navy	Guam NSRF	GU917002758500	3	9	\$10,816	\$2,631	\$23,418	\$0
Navy	Key West NAS	FL417002295200	29	5	\$36,889	\$2,076	\$39,161	\$0
Navy	Long Beach NS San Pedro	CA917002755400	3	5	\$3,095	\$3,562	\$7,230	\$0
Navy	Memphis NAS	TN417002260000	45	39	\$11,995	\$12,709	\$22,729	\$1,393
Navy	San Diego NTC	CA917002320200	3	7	\$1,583	\$35,639	\$1,473	\$5,708
Navy	Willow Grove NAS	PA317002231200	9	5	\$7,777	\$4,388	\$0	\$17,475
Air Force	Grissom Air Force Base	INS57212447200	27	18	\$14,312	\$14,689	\$9,671	\$2,362
Air Force	Homestead Air Force Base	FL457212403700	27	17	\$3,454	\$30,951	\$43,689	\$1,509
Air Force	March Air Force Base	CA957212452700	25	28	\$23,715	\$136,022	\$22,648	\$15,536
Air Force	NAS Fort Worth, JRB Carswell Field	TX657002404200	58	12	\$27,024	\$24,347	\$20	\$225
Air Force	Rome Research Lab	NY257002445100	1	81	\$0	\$152,649	\$267	\$19,989

All DoD summary tables in this appendix include historical Defense Threat Reduction Agency (DTRA) cost data, but do not include DTRA site counts. DTRA is not shown separately in this appendix because it no longer has any DERP sites. There may be differences between the information in these tables and the information in other parts of this report. Such discrepancies can be attributed to the way project costs were captured in the past. For example, costs for interim

actions and designs were often combined with the costs for actual cleanup. However, costs for projects that covered multiple installations such as preliminary assessments (PAs) may not have been allocated to each installation where the PAs took place. Additionally, the tables in this appendix only contain cleanup costs. Program management and support costs are not managed at the site level.

Figure E-6 Phase I Joint Bases

Joint Base Name	Joint Base FFID(s)	Receiving DoD Component and Installation	Transferring DoD Component(s) and Installation(s)
Joint Base Andrews-Naval Air Facility Washington	MD357182400000	Andrews Air Force Base	Naval Air Facility Washington
Joint Base Little Creek-Story	VA317002248200	Naval Amphibious Base Little Creek	Fort Story (Army)
Joint Base McGuire-Dix-Lakehurst	NJ257182401800, NJ221042027500, and NJ217002727400	McGuire Air Force Base	Fort Dix (Army) and Naval Air Engineering Station Lakehurst
Joint Base Myer-Henderson Hall	VA321022062600	Fort Myer (Army)	Henderson Hall (Marine Corps)
Joint Region Marianas	GU917309951900	Navy Base Guam	Andersen Air Force Base

Figure E-7 Phase II Joint Bases

Joint Base Name	Receiving DoD Component and Installation	Transferring DoD Component(s) and Installation(s)
Joint Base Anacostia-Bolling	Anacostia Annex (Navy)	Bolling Air Force Base
Joint Base Charleston	Charleston Air Force Base	Naval Weapons Station Charleston
Joint Base Elmendorf-Richardson	Elmendorf Air Force Base	Fort Richardson (Army)
Joint Base Lackland-Sam Houston-Randolph	Lackland Air Force Base	Randolph Air Force Base and Fort Sam Houston (Army)
Joint Base Langley-Eustis	Langley Air Force Base	Fort Eustis (Army)
Joint Base Lewis-McChord	Fort Lewis (Army)	McChord Air Force Base
Joint Base Pearl Harbor-Hickam	Naval Station Pearl Harbor	Hickam Air Force Base and Hickam POL

One BRAC 2005 recommendation is for DoD to consolidate 26 installations with similar functions into 12 joint bases. Joint basing, which is designed to reduce duplication of efforts and generate cost savings, is occurring in two phases. Phase I was completed in FY10, and Phase II will be completed in FY11.

Each joint base combines two or three installations located next to or in close proximity to each other, but are aligned under different DoD Components. As each joint base is established, the DoD Component gaining responsibility (the Receiving DoD Component) assumes responsibility for operating the joint base. The DoD Component that transfers responsibility for an installation to the Receiving DoD Component is known as the Transferring DoD Component.

DoD has moved sites and funding from the Transferring DoD Component’s inventories and budgets to the Receiving DoD Component’s inventories and budgets for the Phase I joint bases, which are listed in Figure E-6. DoD also moved

funding from the Transferring DoD Component’s budgets to the Receiving DoD Component’s budgets for future cleanup activities for the Phase II joint bases, which are listed in Figure E-7. These transfers are reflected in the IRP/MMRP status tables in this appendix. The funding to date for the Phase I joint bases shown in Status Tables E-6 and E-7 also includes historic funding reported by the Transferring DoD Components through FY09.

Under BRAC 2005, the Navy transferred 47 ER sites at Concord Naval Weapons Station (NWS) to the Army at the beginning of FY09. DoD began reporting cleanup status and funding information for these transferred sites under Military Ocean Terminal Concord in its FY09 annual report and will continue to do so in all of its subsequent annual reports. Historic funding through FY09 remains with Concord NWS.

Table E-1 Status of DoD Installations and FUDS Properties IRP/MMRP Summary as of September 30, 2010

	Phase	Completed		Underway		Future		Costs Through FY10 (\$000)		FY10 Funds Obligated (\$000)		FY11 Execution Planned (\$000)		FY12 Planning Estimate (\$000)		Estimated Costs (\$000)							
		IRP	MMRP	IRP	MMRP	IRP	MMRP	IRP	MMRP	IRP	MMRP	IRP	MMRP	IRP	MMRP	Fiscal Year	IRP	MMRP					
		Sites (Actions)						IRP	MMRP	IRP	MMRP	IRP	MMRP	IRP	MMRP								
DoD Installations and FUDS Properties																							
IRP Sites and MRSs by Classification																							
Response Complete	23,228	Response Complete	1,760																				
High	644	MRSPP-1	0	MRSPP-7	81	Design	4,329	39	468	52	1,089	1,622	\$1,255,792	\$25,781	\$24,599	\$87	\$67,472	\$6,553	\$42,490	\$13,197	FY13	\$1,031,442	\$468,501
Medium	712	MRSPP-2	54	MRSPP-8	37	RA-C	6,198	124	830	101	1,453	1,817	\$10,093,625	\$787,045	\$254,044	\$84,784	\$375,269	\$60,872	\$462,069	\$170,408	FY14	\$944,811	\$525,601
Low	849	MRSPP-3	86	Evaluation Pending	2,085	RA-O	1,049	5	1,342	10	841	80	\$3,325,032	\$9,934	\$362,892	\$5,783	\$371,547	\$5,323	\$359,354	\$865	FY15	\$929,057	\$527,361
Not Evaluated	1,888	MRSPP-4	123	No Known/Suspected	91	LTM	1,845	203	1,696	67	2,149	1,524	\$1,303,782	\$27,781	\$143,353	\$5,625	\$118,018	\$2,663	\$126,242	\$2,333	FY16	\$874,430	\$524,892
Not Required	2,255	MRSPP-5	163	No Longer Required	1,676																FY11-Comp. IRP	\$12,756,590	
Total IRP Sites	29,576	MRSPP-6	86	Total MRSs	4,482																FY11-Comp. MMRP	\$15,183,881	
Total																							
													\$30,915,079	\$2,329,241	\$1,289,184	\$420,430	\$1,243,642	\$316,882	\$1,211,998	\$392,908	FY11-Complete	\$27,940,471	
Total Number of IRP Installations with Sites				3,435																			
Total Number of MMRP Installations with Sites				1,920																			

Note: Totals reflect installation project funding allocated to individual sites and do not include program management and other support costs.

Table E-2 Status of DoD Installations and FUDS Properties IRP/MMRP Summary as of September 30, 2010

	Phase	Completed		Underway		Future		Costs Through FY10 (\$000)		FY10 Funds Obligated (\$000)		FY11 Execution Planned (\$000)		FY12 Planning Estimate (\$000)		Estimated Costs (\$000)							
		IRP	MMRP	IRP	MMRP	IRP	MMRP	IRP	MMRP	IRP	MMRP	IRP	MMRP	IRP	MMRP	Fiscal Year	IRP	MMRP					
		Sites (Actions)								IRP	MMRP	IRP	MMRP	IRP	MMRP	IRP	MMRP						
Active Installations																							
IRP Sites and MRSs by Classification																							
Response Complete	17,053	Response Complete	905	Study	19,136	1,104	1,180	1,287	1,212	42	\$6,556,492	\$529,321	\$200,520	\$178,424	\$142,982	\$134,201	\$98,616	\$115,119	FY13	\$645,113	\$330,996		
High	257	MRSPP-1	0	MRSPP-7	10	Design	2,185	10	303	28	348	648	\$760,323	\$2,945	\$7,741	\$53	\$37,569	\$5,099	\$22,753	\$7,869	FY14	\$555,282	\$371,757
Medium	509	MRSPP-2	34	MRSPP-8	33	RA-C	3,619	15	555	37	595	822	\$5,867,790	\$84,909	\$95,445	\$1,519	\$204,974	\$21,551	\$235,017	\$80,525	FY15	\$524,653	\$389,500
Low	691	MRSPP-3	56	Evaluation Pending	1,181	RA-O	818	3	1,048	6	593	76	\$2,267,608	\$5,820	\$280,416	\$5,783	\$250,507	\$1,238	\$285,147	\$865	FY16	\$500,593	\$379,855
Not Evaluated	1,486	MRSPP-4	71	No Known/Suspected	27	LTM	845	6	1,175	21	1,412	608	\$896,117	\$7,088	\$85,623	\$3,347	\$77,392	\$554	\$86,988	\$884	FY11-Comp. IRP		\$7,230,071
Not Required	1,532	MRSPP-5	100	No Longer Required	885																FY11-Comp. MMRP		\$4,425,296
Total IRP Sites	21,528	MRSPP-6	36	Total MRSs	2,433																FY11-Complete		\$11,655,367
Total Number of IRP Installations with Sites 1,622																							
Total Number of MMRP Installations with Sites 383																							

BRAC Installations																							
IRP Sites and MRSs by Classification																							
Response Complete	4,065	Response Complete	215	Study	4,594	238	531	108	2	0	\$2,396,870	\$160,683	\$49,081	\$12,703	\$18,082	\$11,333	\$9,713	\$15,416	FY13	\$213,340	\$55,502		
High	203	MRSPP-1	0	MRSPP-7	3	Design	738	3	49	3	401	49	\$323,370	\$21,009	\$13,083	\$0	\$22,737	\$978	\$9,909	\$3,137	FY14	\$219,218	\$71,843
Medium	110	MRSPP-2	2	MRSPP-8	2	RA-C	1,090	36	101	7	440	69	\$2,843,257	\$245,613	\$103,842	\$25,011	\$94,921	\$22,050	\$154,559	\$52,324	FY15	\$225,442	\$55,858
Low	109	MRSPP-3	15	Evaluation Pending	71	RA-O	198	2	270	4	112	4	\$932,825	\$4,114	\$71,852	\$0	\$98,815	\$4,085	\$57,655	\$0	FY16	\$203,832	\$63,034
Not Evaluated	244	MRSPP-4	12	No Known/Suspected	6	LTM	211	3	442	20	431	68	\$341,505	\$12,768	\$49,980	\$588	\$36,500	\$1,717	\$35,747	\$1,190	FY11-Comp. IRP		\$2,706,374
Not Required	396	MRSPP-5	18	No Longer Required	209																FY11-Comp. MMRP		\$769,718
Total IRP Sites	5,127	MRSPP-6	8	Total MRSs	346																FY11-Complete		\$3,476,092
Total Number of IRP Installations with Sites 228																							
Total Number of MMRP Installations with Sites 76																							

Formerly Used Defense Sites																							
IRP Sites and MRSs by Classification																							
Response Complete	2,110	Response Complete	640	Study	2,429	713	300	980	192	10	\$1,269,675	\$567,910	\$58,953	\$87,088	\$55,524	\$59,429	\$54,485	\$41,040	FY13	\$172,989	\$82,003		
High	184	MRSPP-1	0	MRSPP-7	68	Design	1,406	26	116	21	340	925	\$172,099	\$1,827	\$3,775	\$34	\$7,166	\$476	\$9,828	\$2,191	FY14	\$170,311	\$82,001
Medium	93	MRSPP-2	18	MRSPP-8	2	RA-C	1,489	73	174	57	418	926	\$1,382,578	\$456,523	\$54,757	\$58,254	\$75,374	\$17,271	\$72,493	\$37,559	FY15	\$178,962	\$82,003
Low	49	MRSPP-3	15	Evaluation Pending	833	RA-O	33	0	24	0	136	0	\$124,599	\$0	\$10,624	\$0	\$22,225	\$0	\$16,552	\$0	FY16	\$170,005	\$82,003
Not Evaluated	158	MRSPP-4	40	No Known/Suspected	58	LTM	789	194	79	26	306	848	\$66,160	\$7,925	\$7,750	\$1,690	\$4,126	\$392	\$3,507	\$259	FY11-Comp. IRP		\$2,820,145
Not Required	327	MRSPP-5	45	No Longer Required	582																FY11-Comp. MMRP		\$9,988,867
Total IRP Sites	2,921	MRSPP-6	42	Total MRSs	1,703																FY11-Complete		\$12,809,012
Total Number of IRP Installations with Sites 1,636																							
Total Number of MMRP Installations with Sites 1,470																							

Note: Totals reflect installation project funding allocated to individual sites and do not include program management and other support costs.

Table E-3 Status of DoD Component Active Installations IRP/MMRP Summary as of September 30, 2010

Phase	Completed		Underway		Future		Costs Through FY10 (\$000)		FY10 Funds Obligated (\$000)		FY11 Execution Planned (\$000)		FY12 Planning Estimate (\$000)		Estimated Costs (\$000)		
	IRP	MMRP	IRP	MMRP	IRP	MMRP	IRP	MMRP	IRP	MMRP	IRP	MMRP	IRP	MMRP	Fiscal Year	IRP	MMRP
	Sites (Actions)						IRP	MMRP	IRP	MMRP	IRP	MMRP	IRP	MMRP			

ARMY

IRP Sites and MRSs by Classification						Study	3,404	125	353	179	85	9	\$1,737,682	\$123,973	\$52,818	\$10,903	\$53,217	\$15,769	\$37,499	\$22,314	FY13	\$200,572	\$53,135
Response Complete	9,976	Response Complete	678			IRA	866(1281)	16(20)	58(61)	23(26)			\$946,162	\$29,593	\$26,709	\$4,445	\$6,569	\$4,584	\$3,810	\$2,585	FY14	\$117,576	\$173,885
High	87	MRSPP-1	0	MRSPP-7	6	Design	925	1	195	24	73	339	\$192,426	\$0	\$282	\$0	\$6,755	\$3,377	\$1,080	\$1,892	FY15	\$84,012	\$213,371
Medium	188	MRSPP-2	13	MRSPP-8	2	RA-C	1,648	6	283	28	152	344	\$2,854,869	\$3,107	\$0	\$0	\$54,188	\$9,310	\$80,225	\$11,098	FY16	\$74,384	\$223,826
Low	168	MRSPP-3	41	Evaluation Pending	487	RA-O	169	0	321	5	88	8	\$641,565	\$5,820	\$116,350	\$5,783	\$46,175	\$1,238	\$97,370	\$781	FY11-Comp. IRP		\$1,642,898
Not Evaluated	263	MRSPP-4	54	No Known/Suspected	12	LTM	244	0	434	6	309	207	\$440,928	\$3,129	\$47,711	\$1,391	\$38,526	\$286	\$27,319	\$236	FY11-Comp. MMRP		\$1,685,452
Not Required	212	MRSPP-5	76	No Longer Required	678																FY11-Complete		\$3,328,350
Total IRP Sites	10,894	MRSPP-6	26	Total MRSs	1,395								\$7,234,085	\$238,418	\$268,600	\$98,483	\$196,386	\$94,309	\$226,910	\$65,730			
Total Number of IRP Installations with Sites							1,122																
Total Number of MMRP Installations with Sites							220																

NAVY

IRP Sites and MRSs by Classification						Study	3,404	125	353	179	85	9	\$1,737,682	\$123,973	\$52,818	\$10,903	\$53,217	\$15,769	\$37,499	\$22,314	FY13	\$200,572	\$53,135
Response Complete	2,495	Response Complete	76			IRA	839(1028)	6(6)	26(28)	1(1)			\$1,088,321	\$22,916	\$20,993	\$17,270	\$22,230	\$17,010	\$12,249	\$20,163	FY14	\$206,408	\$53,618
High	158	MRSPP-1	0	MRSPP-7	4	Design	536	7	21	1	148	98	\$131,566	\$2,945	\$4,316	\$53	\$3,721	\$596	\$6,844	\$866	FY15	\$212,253	\$52,841
Medium	150	MRSPP-2	21	MRSPP-8	31	RA-C	784	6	87	6	246	148	\$1,342,795	\$80,434	\$50,355	\$1,519	\$60,418	\$12,241	\$77,218	\$9,916	FY16	\$212,378	\$54,303
Low	219	MRSPP-3	15	Evaluation Pending	120	RA-O	290	3	237	0	179	13	\$472,923	\$0	\$45,681	\$0	\$43,297	\$0	\$37,292	\$84	FY11-Comp. IRP		\$2,186,908
Not Evaluated	64	MRSPP-4	17	No Known/Suspected	15	LTM	208	4	276	3	399	83	\$148,856	\$3,638	\$17,186	\$1,710	\$19,236	\$268	\$22,704	\$464	FY11-Comp. MMRP		\$1,796,197
Not Required	756	MRSPP-5	24	No Longer Required	56																FY11-Complete		\$3,983,105
Total IRP Sites	3,842	MRSPP-6	10	Total MRSs	313								\$4,922,143	\$233,906	\$191,349	\$31,455	\$202,119	\$45,884	\$193,806	\$53,807			
Total Number of IRP Installations with Sites							204																
Total Number of MMRP Installations with Sites							75																

AIR FORCE

IRP Sites and MRSs by Classification						Study	5,066	299	251	393	1,127	33	\$2,559,811	\$208,579	\$69,416	\$80,657	\$45,335	\$42,918	\$44,011	\$43,667	FY13	\$319,474	\$124,927
Response Complete	4,255	Response Complete	151			IRA	1389(2014)	9(9)	137(170)	45(45)			\$1,296,540	\$78,676	\$60,590	\$17,238	\$40,406	\$53	\$18,327	\$856	FY14	\$227,980	\$144,254
High	10	MRSPP-1	0	MRSPP-7	0	Design	627	2	86	3	125	211	\$414,453	\$0	\$2,974	\$0	\$26,858	\$1,126	\$14,493	\$5,111	FY15	\$225,410	\$123,288
Medium	171	MRSPP-2	0	MRSPP-8	0	RA-C	1,031	3	184	3	193	330	\$1,499,613	\$1,368	\$43,722	\$0	\$90,368	\$0	\$76,036	\$59,511	FY16	\$210,635	\$101,726
Low	303	MRSPP-3	0	Evaluation Pending	574	RA-O	329	0	475	1	323	55	\$1,040,420	\$0	\$111,661	\$0	\$156,258	\$0	\$147,726	\$0	FY11-Comp. IRP		\$3,252,079
Not Evaluated	1,158	MRSPP-4	0	No Known/Suspected	0	LTM	370	2	444	12	688	318	\$303,648	\$321	\$20,311	\$246	\$19,352	\$0	\$36,585	\$184	FY11-Comp. MMRP		\$943,647
Not Required	547	MRSPP-5	0	No Longer Required	151																FY11-Complete		\$4,195,726
Total IRP Sites	6,444	MRSPP-6	0	Total MRSs	725								\$7,114,485	\$288,944	\$308,674	\$98,141	\$378,577	\$44,097	\$337,178	\$109,329			
Total Number of IRP Installations with Sites							294																
Total Number of MMRP Installations with Sites							89																

Note: Totals reflect installation project funding allocated to individual sites and do not include program management and other support costs.

Table E-3 Status of DoD Component Active Installations IRP/MMRP Summary as of September 30, 2010

Phase	Completed		Underway		Future		Costs Through FY10 (\$000)	FY10 Funds Obligated (\$000)		FY11 Execution Planned (\$000)		FY12 Planning Estimate (\$000)		Estimated Costs (\$000)													
	IRP	MMRP	IRP	MMRP	IRP	MMRP		IRP	MMRP	IRP	MMRP	IRP	MMRP	Fiscal Year	IRP	MMRP											
	Sites (Actions)							IRP	MMRP	IRP	MMRP	IRP	MMRP														
DEFENSE LOGISTICS AGENCY																											
IRP Sites and MRSs by Classification										Study	344	0	4	0	0	0	\$93,150	\$0	\$738	\$0	\$257	\$0	\$0	\$0	FY13	\$5,066	\$0
Response Complete	327	Response Complete	0				IRA	65(83)	0(0)	0(0)	0(0)					\$14,099	\$0	\$0	\$0	\$0	\$0	\$0	\$0	FY14	\$3,318	\$0	
High	2	MRSPP-1	0	MRSPP-7	0		Design	97	0	1	0	2	0			\$21,878	\$0	\$169	\$0	\$235	\$0	\$336	\$0	FY15	\$2,978	\$0	
Medium	0	MRSPP-2	0	MRSPP-8	0		RA-C	156	0	1	0	4	0			\$150,671	\$0	\$1,368	\$0	\$0	\$0	\$1,538	\$0	FY16	\$3,196	\$0	
Low	1	MRSPP-3	0	Evaluation Pending	0		RA-O	30	0	15	0	3	0			\$88,620	\$0	\$6,724	\$0	\$4,777	\$0	\$2,759	\$0	FY11-Comp. IRP		\$148,186	
Not Evaluated	1	MRSPP-4	0	No Known/Suspected	0		LTM	23	0	21	0	16	0			\$2,685	\$0	\$415	\$0	\$278	\$0	\$380	\$0	FY11-Comp. MMRP		\$0	
Not Required	17	MRSPP-5	0	No Longer Required	0																						
Total IRP Sites	348	MRSPP-6	0	Total MRSs	0											Total	\$371,103	\$0	\$9,414	\$0	\$5,547	\$0	\$5,013	\$0	FY11-Complete		\$148,186
Total Number of IRP Installations with Sites																											
Total Number of MMRP Installations with Sites																				0							

Note: Totals reflect installation project funding allocated to individual sites and do not include program management and other support costs.

Table E-4 Status of DoD Component Closing Installations IRP/MMRP Summary as of September 30, 2010

	Phase	Completed		Underway		Future		Costs Through FY10 (\$000)		FY10 Funds Obligated (\$000)		FY11 Execution Planned (\$000)		FY12 Planning Estimate (\$000)		Estimated Costs (\$000)		
		IRP	MMRP	IRP	MMRP	IRP	MMRP	IRP	MMRP	IRP	MMRP	IRP	MMRP	IRP	MMRP	Fiscal Year	IRP	MMRP
		Sites (Actions)						IRP	MMRP	IRP	MMRP	IRP	MMRP	IRP	MMRP			

ARMY																							
IRP Sites and MRSs by Classification						Study	1,854	104	154	78	0	0	\$615,165	\$130,232	\$6,680	\$5,000	\$10,004	\$5,671	\$3,143	\$8,642	FY13	\$50,790	\$48,443
Response Complete	1,783	Response Complete	99			IRA	218(267)	14(17)	11(11)	7(9)			\$53,503	\$25,780	\$650	\$1,742	\$4,921	\$10,520	\$1,508	\$9,612	FY14	\$52,602	\$67,128
High	61	MRSPP-1	0	MRSPP-7	2	Design	347	3	14	1	43	35	\$99,151	\$21,009	\$178	\$0	\$1,915	\$978	\$1,952	\$181	FY15	\$58,621	\$55,146
Medium	33	MRSPP-2	2	MRSPP-8	1	RA-C	519	15	30	3	73	52	\$1,082,186	\$202,941	\$23,089	\$21,904	\$14,111	\$10,752	\$28,385	\$15,668	FY16	\$33,361	\$61,410
Low	72	MRSPP-3	13	Evaluation Pending	38	RA-O	33	1	56	0	19	1	\$116,150	\$525	\$18,667	\$0	\$21,349	\$0	\$17,821	\$0	FY11-Comp. IRP		\$615,471
Not Evaluated	10	MRSPP-4	2	No Known/Suspected	4	LTM	45	2	76	13	91	52	\$126,095	\$12,158	\$28,844	\$582	\$8,897	\$1,705	\$5,023	\$849	FY11-Comp. MMRP		\$624,343
Not Required	49	MRSPP-5	16	No Longer Required	99																FY11-Complete		\$1,239,814
Total IRP Sites	2,008	MRSPP-6	5	Total MRSs	182								Total	\$2,092,250	\$392,645	\$78,108	\$29,228	\$61,197	\$29,626	\$57,832	\$34,952		
Total Number of IRP Installations with Sites												133											
Total Number of MMRP Installations with Sites												40											

NAVY																							
IRP Sites and MRSs by Classification						Study	1,064	20	70	16	2	0	\$962,374	\$26,147	\$17,200	\$6,620	\$6,036	\$5,390	\$6,570	\$6,774	FY13	\$64,768	\$7,053
Response Complete	832	Response Complete	8			IRA	0(0)	0(0)	0(0)	0(0)			\$784,447	\$12,863	\$70,094	\$1,183	\$19,214	\$3,235	\$23,135	\$356	FY14	\$60,704	\$4,707
High	45	MRSPP-1	0	MRSPP-7	1	Design	239	0	32	2	37	13	\$74,753	\$0	\$4,572	\$0	\$7,370	\$0	\$4,276	\$2,956	FY15	\$58,267	\$704
Medium	24	MRSPP-2	0	MRSPP-8	1	RA-C	360	1	56	3	42	13	\$1,019,382	\$41,260	\$75,794	\$1,695	\$74,294	\$11,298	\$93,889	\$36,653	FY16	\$58,306	\$1,609
Low	16	MRSPP-3	2	Evaluation Pending	13	RA-O	58	1	56	0	29	1	\$194,231	\$3,589	\$10,841	\$0	\$8,217	\$0	\$10,750	\$0	FY11-Comp. IRP		\$1,071,157
Not Evaluated	30	MRSPP-4	10	No Known/Suspected	2	LTM	115	1	63	0	50	15	\$119,388	\$0	\$14,083	\$0	\$7,144	\$0	\$6,890	\$335	FY11-Comp. MMRP		\$140,590
Not Required	189	MRSPP-5	2	No Longer Required	2																FY11-Complete		\$1,211,747
Total IRP Sites	1,136	MRSPP-6	3	Total MRSs	36								Total	\$3,154,575	\$83,859	\$192,584	\$9,498	\$122,275	\$19,923	\$145,510	\$47,074		
Total Number of IRP Installations with Sites												61											
Total Number of MMRP Installations with Sites												10											

AIR FORCE																							
IRP Sites and MRSs by Classification						Study	1,512	114	307	14	0	0	\$801,266	\$4,304	\$25,201	\$1,083	\$2,042	\$272	\$0	\$0	FY13	\$96,893	\$6
Response Complete	1,293	Response Complete	108			IRA	833(1236)	0(0)	209(213)	0(0)			\$403,035	\$0	\$10,018	\$0	\$1,368	\$0	\$0	\$0	FY14	\$104,998	\$8
High	97	MRSPP-1	0	MRSPP-7	0	Design	126	0	3	0	321	1	\$132,224	\$0	\$8,333	\$0	\$13,452	\$0	\$3,681	\$0	FY15	\$107,665	\$8
Medium	53	MRSPP-2	0	MRSPP-8	0	RA-C	178	20	15	1	325	4	\$704,787	\$1,412	\$4,959	\$1,412	\$6,516	\$0	\$32,285	\$3	FY16	\$111,276	\$15
Low	21	MRSPP-3	0	Evaluation Pending	20	RA-O	107	0	151	4	64	2	\$593,369	\$0	\$39,513	\$0	\$68,122	\$4,085	\$28,180	\$0	FY11-Comp. IRP		\$1,009,427
Not Evaluated	204	MRSPP-4	0	No Known/Suspected	0	LTM	50	0	297	7	283	1	\$94,806	\$610	\$6,717	\$6	\$20,459	\$12	\$23,834	\$6	FY11-Comp. MMRP		\$4,785
Not Required	151	MRSPP-5	0	No Longer Required	108																FY11-Complete		\$1,014,212
Total IRP Sites	1,819	MRSPP-6	0	Total MRSs	128								Total	\$2,729,487	\$6,326	\$94,741	\$2,501	\$111,959	\$4,369	\$87,980	\$9		
Total Number of IRP Installations with Sites												32											
Total Number of MMRP Installations with Sites												26											

Note: Totals reflect installation project funding allocated to individual sites and do not include program management and other support costs.

Table E-4 Status of DoD Component Closing Installations IRP/MMRP Summary as of September 30, 2010

	Phase	Completed		Underway		Future		Costs Through FY10 (\$000)	FY10 Funds Obligated (\$000)		FY11 Execution Planned (\$000)		FY12 Planning Estimate (\$000)		Estimated Costs (\$000)				
		IRP	MMRP	IRP	MMRP	IRP	MMRP		IRP	MMRP	IRP	MMRP	IRP	MMRP	Fiscal Year	IRP	MMRP		
		Sites (Actions)							IRP	MMRP	IRP	MMRP	IRP	MMRP	IRP	MMRP			
DEFENSE LOGISTICS AGENCY																			
IRP Sites and MRSs by Classification																			
Response Complete	157	Response Complete	0						\$18,065	\$0	\$0	\$0	\$0	\$0	\$0	\$0	FY13	\$889	\$0
																	FY14	\$914	\$0
High	0	MRSPP-1	0	MRSPP-7	0				\$17,242	\$0	\$0	\$0	\$0	\$0	\$0	\$0	FY15	\$889	\$0
Medium	0	MRSPP-2	0	MRSPP-8	0				\$36,902	\$0	\$0	\$0	\$0	\$0	\$0	\$0	FY16	\$889	\$0
Low	0	MRSPP-3	0	Evaluation Pending	0				\$29,075	\$0	\$2,831	\$0	\$1,127	\$0	\$904	\$0	FY11-Comp. IRP		\$10,319
Not Evaluated	0	MRSPP-4	0	No Known/Suspected	0				\$1,216	\$0	\$336	\$0	\$0	\$0	\$0	\$0	FY11-Comp. MMRP		\$0
Not Required	7	MRSPP-5	0	No Longer Required	0												FY11-Complete		\$10,319
Total IRP Sites	164	MRSPP-6	0	Total MRSs	0				Total	\$108,953	\$0	\$3,167	\$0	\$1,127	\$0	\$904	\$0		
Total Number of IRP Installations with Sites																			
2																			
Total Number of MMRP Installations with Sites																			
0																			

Note: Totals reflect installation project funding allocated to individual sites and do not include program management and other support costs.

Table E-5 Status of State IRP/MMRP Summary as of September 30, 2010

	Phase	Completed		Underway		Future		Costs Through FY10 (\$000)		FY10 Funds Obligated (\$000)		FY11 Execution Planned (\$000)		FY12 Planning Estimate (\$000)		Estimated Costs (\$000)		
		IRP	MMRP	IRP	MMRP	IRP	MMRP	IRP	MMRP	IRP	MMRP	IRP	MMRP	IRP	MMRP	Fiscal Year	IRP	MMRP
		Sites (Actions)								IRP	MMRP	IRP	MMRP	IRP	MMRP	IRP	MMRP	

Alabama

Active Installations

IRP Sites and MRSs by Classification					Study	542	31	148	24	2	0	\$181,867	\$7,281	\$6,477	\$3,519	\$6,290	\$1,716	\$3,132	\$6	FY13	\$12,017	\$1,524	
Response Complete	505	Response Complete	25		IRA	14(17)	1(1)	26(26)	0			\$31,147	\$1,254	\$581	\$0	\$1,111	\$0	\$436	\$0	FY14	\$8,328	\$2,311	
High	3	MRSPP-1	0	MRSPP-7	1	Design	34	0	22	0	15	13	\$8,824	\$0	\$0	\$38	\$11	\$3,317	\$149	FY15	\$5,290	\$1,406	
Medium	56	MRSPP-2	0	MRSPP-8	0	RA-C	86	0	36	2	28	14	\$113,689	\$0	\$0	\$4,070	\$0	\$5,485	\$284	FY16	\$5,131	\$204	
Low	67	MRSPP-3	5	Evaluation Pending	14	RA-O	13	0	43	0	23	0	\$46,547	\$45	\$12,155	\$45	\$3,207	\$0	\$7,908	\$0	FY11-Comp. IRP	\$115,123	
Not Evaluated	28	MRSPP-4	4	No Known/Suspected	0	LTM	9	0	20	0	65	9	\$5,598	\$0	\$197	\$0	\$203	\$0	\$704	\$60	FY11-Comp. MMRP	\$9,405	
Not Required	33	MRSPP-5	4	No Longer Required	25																FY11-Complete	\$124,528	
Total IRP Sites	692	MRSPP-6	2	Total MRSs	55	Total						\$387,672	\$8,580	\$19,410	\$3,564	\$14,919	\$1,727	\$20,982	\$499				
Total Number of IRP Installations with Sites					44																		
Total Number of MMRP Installations with Sites					6																		

BRAC Installations

IRP Sites and MRSs by Classification					Study	156	6	8	1	0	0	\$159,186	\$11,966	\$886	\$0	\$1,476	\$0	\$0	\$0	FY13	\$9,792	\$2,000	
Response Complete	156	Response Complete	6		IRA	27(33)	2(4)	1(1)	1(1)			\$4,822	\$6,499	\$0	\$0	\$409	\$0	\$0	\$0	FY14	\$8,116	\$2,000	
High	3	MRSPP-1	0	MRSPP-7	0	Design	4	0	1	0	0	\$3,478	\$363	\$0	\$0	\$0	\$0	\$0	\$0	FY15	\$7,317	\$2,555	
Medium	5	MRSPP-2	1	MRSPP-8	0	RA-C	8	2	1	0	4	1	\$63,726	\$27,967	\$427	\$1,749	\$0	\$1,420	\$3,000	\$2,000	FY16	\$6,803	\$5,701
Low	0	MRSPP-3	0	Evaluation Pending	0	RA-O	0	0	0	0	2	0	\$0	\$0	\$0	\$0	\$0	\$0	\$116	\$0	FY11-Comp. IRP	\$141,451	
Not Evaluated	0	MRSPP-4	0	No Known/Suspected	0	LTM	0	0	4	3	1	1	\$26,364	\$104	\$25,549	\$0	\$2,035	\$104	\$2,085	\$0	FY11-Comp. MMRP	\$72,852	
Not Required	0	MRSPP-5	0	No Longer Required	6																FY11-Complete	\$214,303	
Total IRP Sites	164	MRSPP-6	0	Total MRSs	7	Total						\$257,576	\$46,899	\$26,862	\$1,749	\$3,920	\$1,524	\$5,201	\$2,000				
Total Number of IRP Installations with Sites					3																		
Total Number of MMRP Installations with Sites					1																		

Formerly Used Defense Sites

IRP Sites and MRSs by Classification					Study	29	6	3	10	3	0	\$15,021	\$13,741	\$680	\$3,493	\$1,238	\$534	\$174	\$10	FY13	\$323	\$827	
Response Complete	28	Response Complete	5		IRA	4(4)	0	0	0			\$2,628	\$0	\$0	\$0	\$0	\$0	\$0	\$0	FY14	\$612	\$0	
High	2	MRSPP-1	0	MRSPP-7	0	Design	17	1	3	0	0	9	\$967	\$9	\$17	\$0	\$0	\$0	\$137	\$21	FY15	\$451	\$0
Medium	1	MRSPP-2	0	MRSPP-8	0	RA-C	19	0	2	2	4	8	\$8,180	\$32,590	\$573	\$7,514	\$387	\$215	\$177	\$0	FY16	\$692	\$0
Low	0	MRSPP-3	0	Evaluation Pending	10	RA-O	1	0	0	0	2	0	\$21	\$0	\$5	\$0	\$0	\$0	\$0	\$0	FY11-Comp. IRP	\$16,624	
Not Evaluated	0	MRSPP-4	1	No Known/Suspected	0	LTM	10	2	1	0	4	5	\$218	\$16	\$40	\$0	\$27	\$0	\$29	\$6	FY11-Comp. MMRP	\$44,353	
Not Required	4	MRSPP-5	0	No Longer Required	5																FY11-Complete	\$60,977	
Total IRP Sites	35	MRSPP-6	0	Total MRSs	16	Total						\$27,035	\$46,356	\$1,315	\$11,007	\$1,652	\$749	\$517	\$37				
Total Number of IRP Installations with Sites					16																		
Total Number of MMRP Installations with Sites					12																		

Note: Totals reflect installation project funding allocated to individual sites and do not include program management and other support costs.

Table E-5 Status of State IRP/MMRP Summary as of September 30, 2010

Phase	Completed		Underway		Future		Costs Through FY10 (\$000)		FY10 Funds Obligated (\$000)		FY11 Execution Planned (\$000)		FY12 Planning Estimate (\$000)		Estimated Costs (\$000)		
	IRP	MMRP	IRP	MMRP	IRP	MMRP	IRP	MMRP	IRP	MMRP	IRP	MMRP	IRP	MMRP	Fiscal Year	IRP	MMRP
	Sites (Actions)						IRP	MMRP	IRP	MMRP	IRP	MMRP	IRP	MMRP			

Alaska

Active Installations

IRP Sites and MRSs by Classification					Study	901	244	71	49	106	0	\$310,202	\$27,379	\$21,192	\$10,093	\$14,078	\$3,882	\$683	\$7,282	FY13	\$84,345	\$10,867	
Response Complete	707	Response Complete	241		IRA	232(342)	0	16(17)	1(1)			\$88,808	\$341	\$7,929	\$0	\$1,302	\$0	\$732	\$0	FY14	\$52,792	\$4,233	
High	1	MRSPP-1	0	MRSPP-7	0	Design	85	0	6	0	1	\$29,711	\$0	\$0	\$0	\$1	\$0	\$0	\$0	FY15	\$51,862	\$1,998	
Medium	37	MRSPP-2	0	MRSPP-8	0	RA-C	239	0	65	0	61	\$375,781	\$0	\$29,793	\$0	\$44,504	\$0	\$27,547	\$5,494	FY16	\$23,177	\$776	
Low	95	MRSPP-3	0	Evaluation Pending	41	RA-O	46	0	82	0	29	\$112,968	\$0	\$12,224	\$0	\$17,097	\$0	\$23,669	\$0	FY11-Comp. IRP		\$437,225	
Not Evaluated	146	MRSPP-4	3	No Known/Suspected	0	LTM	47	0	51	0	98	\$35,952	\$0	\$2,231	\$0	\$2,345	\$0	\$9,052	\$0	FY11-Comp. MMRP		\$52,008	
Not Required	92	MRSPP-5	6	No Longer Required	241																		
Total IRP Sites	1,078	MRSPP-6	2	Total MRSs	293							Total	\$953,422	\$27,720	\$73,369	\$10,093	\$79,327	\$3,882	\$61,683	\$12,776	FY11-Complete		\$489,233
Total Number of IRP Installations with Sites					88																		
Total Number of MMRP Installations with Sites					67																		

BRAC Installations

IRP Sites and MRSs by Classification					Study	125	1	17	1	0	0	\$36,512	\$554	\$0	\$0	\$0	\$0	\$0	\$0	\$0	FY13	\$4,539	\$4,742
Response Complete	122	Response Complete	0		IRA	1(1)	0	0	0			\$2,075	\$0	\$0	\$0	\$0	\$0	\$0	\$0	\$0	FY14	\$1,924	\$414
High	1	MRSPP-1	0	MRSPP-7	0	Design	45	0	0	17	0	\$11,525	\$0	\$8,000	\$0	\$13,046	\$0	\$0	\$0	FY15	\$2,286	\$65	
Medium	0	MRSPP-2	0	MRSPP-8	0	RA-C	89	0	1	1	17	\$166,538	\$28,387	\$639	\$1,695	\$12,725	\$10,488	\$1,468	\$26,372	FY16	\$2,541	\$222	
Low	0	MRSPP-3	0	Evaluation Pending	2	RA-O	6	0	2	0	17	\$46,353	\$0	\$6,611	\$0	\$17,909	\$0	\$2,004	\$0	FY11-Comp. IRP		\$126,742	
Not Evaluated	17	MRSPP-4	0	No Known/Suspected	0	LTM	36	0	0	0	17	\$5,001	\$0	\$0	\$0	\$0	\$0	\$0	\$0	FY11-Comp. MMRP		\$67,632	
Not Required	2	MRSPP-5	0	No Longer Required	0																		
Total IRP Sites	142	MRSPP-6	0	Total MRSs	2							Total	\$268,004	\$28,941	\$15,250	\$1,695	\$43,680	\$10,488	\$3,472	\$26,372	FY11-Complete		\$194,374
Total Number of IRP Installations with Sites					3																		
Total Number of MMRP Installations with Sites					2																		

Formerly Used Defense Sites

IRP Sites and MRSs by Classification					Study	220	8	32	16	23	0	\$95,200	\$16,300	\$6,148	\$3,998	\$4,664	\$2,379	\$14,286	\$4,293	FY13	\$48,757	\$4,287	
Response Complete	189	Response Complete	8		IRA	11(11)	0	0	0			\$10,237	\$0	\$0	\$0	\$0	\$0	\$0	\$0	FY14	\$48,447	\$4,474	
High	29	MRSPP-1	0	MRSPP-7	0	Design	152	1	19	0	34	\$37,026	\$30	\$457	\$0	\$379	\$0	\$685	\$0	FY15	\$51,908	\$4,473	
Medium	14	MRSPP-2	0	MRSPP-8	0	RA-C	134	4	30	0	46	\$414,643	\$551	\$15,356	\$0	\$30,699	\$0	\$26,496	\$0	FY16	\$52,722	\$4,720	
Low	1	MRSPP-3	2	Evaluation Pending	10	RA-O	3	0	2	0	3	\$8,657	\$0	\$866	\$0	\$850	\$0	\$915	\$0	FY11-Comp. IRP		\$602,403	
Not Evaluated	8	MRSPP-4	3	No Known/Suspected	3	LTM	125	4	16	0	44	\$12,381	\$244	\$1,636	\$141	\$975	\$0	\$1,150	\$0	FY11-Comp. MMRP		\$505,773	
Not Required	34	MRSPP-5	1	No Longer Required	5																		
Total IRP Sites	275	MRSPP-6	0	Total MRSs	24							Total	\$578,144	\$17,125	\$24,463	\$4,139	\$37,567	\$2,379	\$43,532	\$4,293	FY11-Complete		\$1,108,176
Total Number of IRP Installations with Sites					118																		
Total Number of MMRP Installations with Sites					14																		

Note: Totals reflect installation project funding allocated to individual sites and do not include program management and other support costs.

Table E-5 Status of State IRP/MMRP Summary as of September 30, 2010

Phase	Completed		Underway		Future		Costs Through FY10 (\$000)		FY10 Funds Obligated (\$000)		FY11 Execution Planned (\$000)		FY12 Planning Estimate (\$000)		Estimated Costs (\$000)				
	IRP	MMRP	IRP	MMRP	IRP	MMRP	IRP	MMRP	IRP	MMRP	IRP	MMRP	IRP	MMRP	Fiscal Year	IRP	MMRP		
	Sites (Actions)						IRP	MMRP	IRP	MMRP	IRP	MMRP	IRP	MMRP					
American Samoa																			
Formerly Used Defense Sites																			
IRP Sites and MRSs by Classification																			
Response Complete	4	Response Complete	0						\$351	\$305	\$0	\$75	\$0	\$704	\$0	\$192	FY13	\$203	\$0
High	0	MRSPP-1	0	MRSPP-7	0				\$0	\$0	\$0	\$0	\$0	\$0	\$0	\$0	FY14	\$0	\$1,241
Medium	0	MRSPP-2	0	MRSPP-8	0				\$303	\$0	\$0	\$0	\$0	\$0	\$0	\$50	FY15	\$0	\$0
Low	0	MRSPP-3	0	Evaluation Pending	2				\$527	\$0	\$0	\$0	\$0	\$0	\$0	\$0	FY16	\$0	\$0
Not Evaluated	0	MRSPP-4	0	No Known/Suspected	0				\$493	\$0	\$0	\$0	\$0	\$0	\$0	\$0	FY11-Comp. IRP		\$1,280
Not Required	2	MRSPP-5	0	No Longer Required	0				\$853	\$0	\$307	\$0	\$353	\$0	\$203	\$0	FY11-Comp. MMRP		\$5,322
Total IRP Sites	6	MRSPP-6	0	Total MRSs	2				Total	\$2,527	\$305	\$307	\$75	\$353	\$704	\$203	\$242	FY11-Complete	\$6,602
Total Number of IRP Installations with Sites																			
Total Number of MMRP Installations with Sites																			

Note: Totals reflect installation project funding allocated to individual sites and do not include program management and other support costs.

Table E-5 Status of State IRP/MMRP Summary as of September 30, 2010

	Phase	Completed		Underway		Future		Costs Through FY10 (\$000)		FY10 Funds Obligated (\$000)		FY11 Execution Planned (\$000)		FY12 Planning Estimate (\$000)		Estimated Costs (\$000)		
		IRP	MMRP	IRP	MMRP	IRP	MMRP	IRP	MMRP	IRP	MMRP	IRP	MMRP	IRP	MMRP	Fiscal Year	IRP	MMRP
		Sites (Actions)						IRP	MMRP	IRP	MMRP	IRP	MMRP	IRP	MMRP			

Arizona

Active Installations

IRP Sites and MRSs by Classification					Study	412	27	6	30	4	1	\$83,035	\$7,717	\$679	\$1,536	\$44	\$4,604	\$697	\$1,380	FY13	\$8,128	\$5,033	
Response Complete	387	Response Complete	22		IRA	69(83)	0	2(2)	0			\$24,863	\$0	\$0	\$0	\$0	\$0	\$0	\$0	FY14	\$3,898	\$2,119	
High	0	MRSPP-1	0	MRSPP-7	0	Design	38	0	2	3	3	\$19,948	\$0	\$0	\$0	\$684	\$0	\$165	\$51	FY15	\$4,065	\$6,762	
Medium	2	MRSPP-2	0	MRSPP-8	3	RA-C	78	0	0	3	5	\$49,127	\$697	\$0	\$0	\$0	\$0	\$9,375	\$0	FY16	\$4,157	\$8,634	
Low	1	MRSPP-3	1	Evaluation Pending	26	RA-O	14	0	22	0	1	\$78,714	\$0	\$6,728	\$0	\$4,958	\$0	\$4,674	\$0	FY11-Comp. IRP		\$80,627	
Not Evaluated	10	MRSPP-4	1	No Known/Suspected	0	LTM	16	0	23	0	26	\$10,414	\$0	\$650	\$0	\$1,167	\$0	\$1,123	\$0	FY11-Comp. MMRP		\$44,256	
Not Required	22	MRSPP-5	3	No Longer Required	22															FY11-Complete		\$124,883	
Total IRP Sites	422	MRSPP-6	2	Total MRSs	58							Total	\$266,101	\$8,414	\$8,057	\$1,536	\$6,853	\$4,604	\$16,034	\$1,431			
Total Number of IRP Installations with Sites					21																		
Total Number of MMRP Installations with Sites					9																		

BRAC Installations

IRP Sites and MRSs by Classification					Study	31	3	2	1	0	0	\$18,320	\$871	\$0	\$871	\$0	\$0	\$0	\$0	FY13	\$0	\$0	
Response Complete	30	Response Complete	3		IRA	29(33)	0	2(2)	0			\$4,984	\$0	\$570	\$0	\$0	\$0	\$0	\$0	FY14	\$0	\$0	
High	0	MRSPP-1	0	MRSPP-7	0	Design	1	0	0	1	0	\$2,603	\$0	\$0	\$0	\$0	\$0	\$0	\$0	FY15	\$0	\$0	
Medium	1	MRSPP-2	0	MRSPP-8	0	RA-C	2	0	1	0	1	\$27,852	\$0	\$1,716	\$0	\$5,013	\$0	\$0	\$0	FY16	\$0	\$0	
Low	0	MRSPP-3	0	Evaluation Pending	1	RA-O	1	0	0	0	2	\$12,327	\$0	\$5	\$0	\$17,122	\$0	\$0	\$0	FY11-Comp. IRP		\$56,785	
Not Evaluated	1	MRSPP-4	0	No Known/Suspected	0	LTM	0	0	8	0	1	\$8,522	\$0	\$1,447	\$0	\$18,022	\$0	\$0	\$0	FY11-Comp. MMRP		\$0	
Not Required	1	MRSPP-5	0	No Longer Required	3							Total	\$74,608	\$871	\$3,738	\$871	\$40,157	\$0	\$0	\$0	FY11-Complete		\$56,785
Total IRP Sites	33	MRSPP-6	0	Total MRSs	4																		
Total Number of IRP Installations with Sites					1																		
Total Number of MMRP Installations with Sites					1																		

Formerly Used Defense Sites

IRP Sites and MRSs by Classification					Study	26	35	0	53	0	0	\$3,143	\$13,918	\$0	\$3,462	\$0	\$2,686	\$0	\$2,900	FY13	\$75	\$0	
Response Complete	23	Response Complete	35		IRA	1(1)	0	0	0			\$0	\$0	\$0	\$0	\$0	\$0	\$0	\$0	FY14	\$1,654	\$0	
High	0	MRSPP-1	0	MRSPP-7	1	Design	16	0	1	0	0	\$973	\$0	\$47	\$0	\$221	\$0	\$0	\$215	FY15	\$184	\$1,639	
Medium	1	MRSPP-2	0	MRSPP-8	0	RA-C	15	1	1	0	1	\$11,942	\$81	\$0	\$0	\$4,651	\$0	\$245	\$2,141	FY16	\$184	\$0	
Low	1	MRSPP-3	0	Evaluation Pending	46	RA-O	0	0	0	0	2	\$0	\$0	\$0	\$0	\$0	\$0	\$0	\$0	FY11-Comp. IRP		\$7,766	
Not Evaluated	0	MRSPP-4	0	No Known/Suspected	0	LTM	6	0	0	0	0	\$376	\$0	\$2	\$0	\$0	\$0	\$0	\$0	FY11-Comp. MMRP		\$1,079,975	
Not Required	1	MRSPP-5	4	No Longer Required	35							Total	\$16,434	\$13,999	\$49	\$3,462	\$4,872	\$2,686	\$245	\$5,256	FY11-Complete		\$1,087,741
Total IRP Sites	26	MRSPP-6	2	Total MRSs	88																		
Total Number of IRP Installations with Sites					20																		
Total Number of MMRP Installations with Sites					73																		

Note: Totals reflect installation project funding allocated to individual sites and do not include program management and other support costs.

Table E-5 Status of State IRP/MMRP Summary as of September 30, 2010

	Phase	Completed		Underway		Future		Costs Through FY10 (\$000)		FY10 Funds Obligated (\$000)		FY11 Execution Planned (\$000)		FY12 Planning Estimate (\$000)		Estimated Costs (\$000)		
		IRP	MMRP	IRP	MMRP	IRP	MMRP	IRP	MMRP	IRP	MMRP	IRP	MMRP	IRP	MMRP	Fiscal Year	IRP	MMRP
		Sites (Actions)						IRP	MMRP	IRP	MMRP	IRP	MMRP	IRP	MMRP			

Arkansas

Active Installations

IRP Sites and MRSs by Classification					Study	266	3	0	3	6	0	\$21,277	\$1,011	\$0	\$98	\$0	\$235	\$372	\$3,155	FY13	\$818	\$80
Response Complete	264	Response Complete	2		IRA	18(22)	0	0	0			\$6,678	\$0	\$0	\$0	\$0	\$0	\$0	\$0	FY14	\$2,257	\$1,488
High	0	MRSPP-1	0	MRSPP-7	0	Design	24	0	0	0	3	\$428	\$0	\$0	\$0	\$0	\$0	\$0	\$0	FY15	\$636	\$192
Medium	0	MRSPP-2	2	MRSPP-8	0	RA-C	46	0	0	0	3	\$17,058	\$488	\$0	\$0	\$0	\$0	\$0	\$0	FY16	\$1,025	\$73
Low	0	MRSPP-3	0	Evaluation Pending	2	RA-O	5	0	2	0	0	\$3,901	\$0	\$232	\$0	\$81	\$0	\$2,624	\$0	FY11-Comp. IRP		\$13,835
Not Evaluated	6	MRSPP-4	0	No Known/Suspected	0	LTM	10	0	14	0	5	\$7,142	\$0	\$361	\$0	\$786	\$0	\$461	\$0	FY11-Comp. MMRP		\$5,989
Not Required	2	MRSPP-5	0	No Longer Required	2															FY11-Complete		\$19,824
Total IRP Sites	272	MRSPP-6	0	Total MRSs	6							Total	\$56,484	\$1,499	\$593	\$98	\$867	\$235	\$3,457	\$3,155		
Total Number of IRP Installations with Sites						30																
Total Number of MMRP Installations with Sites						3																

BRAC Installations

IRP Sites and MRSs by Classification					Study	50	10	0	0	0	0	\$25,041	\$0	\$0	\$0	\$0	\$0	\$0	\$0	FY13	\$292	\$0	
Response Complete	46	Response Complete	10		IRA	16(17)	0	0	0			\$5,098	\$0	\$0	\$0	\$0	\$0	\$0	\$0	FY14	\$214	\$0	
High	0	MRSPP-1	0	MRSPP-7	0	Design	3	0	0	0	0	\$1,243	\$0	\$0	\$0	\$0	\$0	\$0	\$0	FY15	\$347	\$0	
Medium	1	MRSPP-2	0	MRSPP-8	0	RA-C	18	1	0	0	0	\$23,488	\$0	\$0	\$0	\$0	\$0	\$0	\$0	FY16	\$240	\$0	
Low	0	MRSPP-3	0	Evaluation Pending	0	RA-O	4	0	4	0	0	\$1,041	\$0	\$88	\$0	\$828	\$0	\$281	\$0	FY11-Comp. IRP		\$3,993	
Not Evaluated	0	MRSPP-4	0	No Known/Suspected	0	LTM	0	0	14	0	4	\$3,943	\$0	\$18	\$0	\$7	\$0	\$7	\$0	FY11-Comp. MMRP		\$0	
Not Required	3	MRSPP-5	0	No Longer Required	10							Total	\$59,854	\$0	\$106	\$0	\$835	\$0	\$288	\$0	FY11-Complete		\$3,993
Total IRP Sites	50	MRSPP-6	0	Total MRSs	10																		
Total Number of IRP Installations with Sites						2																	
Total Number of MMRP Installations with Sites						2																	

Formerly Used Defense Sites

IRP Sites and MRSs by Classification					Study	18	6	0	4	1	0	\$3,455	\$13,559	\$0	\$308	\$0	\$174	\$0	\$215	FY13	\$26	\$241	
Response Complete	18	Response Complete	6		IRA	0	1(1)	0	0			\$1,266	\$1	\$0	\$0	\$0	\$0	\$0	\$0	FY14	\$0	\$1,426	
High	0	MRSPP-1	0	MRSPP-7	0	Design	8	0	0	1	0	\$149	\$0	\$0	\$0	\$0	\$0	\$0	\$40	FY15	\$0	\$1,475	
Medium	0	MRSPP-2	0	MRSPP-8	0	RA-C	11	1	1	2	0	\$1,439	\$10,461	\$21	\$17	\$101	\$0	\$12	\$25	FY16	\$0	\$0	
Low	0	MRSPP-3	0	Evaluation Pending	4	RA-O	0	0	0	0	0	\$0	\$0	\$0	\$0	\$0	\$0	\$0	\$0	FY11-Comp. IRP		\$139	
Not Evaluated	0	MRSPP-4	0	No Known/Suspected	3	LTM	6	1	0	0	0	\$26	\$0	\$0	\$0	\$0	\$0	\$0	\$0	FY11-Comp. MMRP		\$102,770	
Not Required	1	MRSPP-5	0	No Longer Required	3							Total	\$6,335	\$24,021	\$21	\$325	\$101	\$174	\$12	\$280	FY11-Complete		\$102,909
Total IRP Sites	19	MRSPP-6	0	Total MRSs	10																		
Total Number of IRP Installations with Sites						12																	
Total Number of MMRP Installations with Sites						8																	

Note: Totals reflect installation project funding allocated to individual sites and do not include program management and other support costs.

Table E-5 Status of State IRP/MMRP Summary as of September 30, 2010

	Phase	Completed		Underway		Future		Costs Through FY10 (\$000)		FY10 Funds Obligated (\$000)		FY11 Execution Planned (\$000)		FY12 Planning Estimate (\$000)		Estimated Costs (\$000)		
		IRP	MMRP	IRP	MMRP	IRP	MMRP	IRP	MMRP	IRP	MMRP	IRP	MMRP	IRP	MMRP	Fiscal Year	IRP	MMRP
		Sites (Actions)						IRP	MMRP	IRP	MMRP	IRP	MMRP	IRP	MMRP			

California

Active Installations

IRP Sites and MRSs by Classification						Study	2130	118	184	161	306	11	\$1,071,930	\$70,420	\$59,998	\$34,647	\$31,838	\$21,632	\$28,226	\$8,894	FY13	\$144,732	\$37,800	
Response Complete	1,815	Response Complete	55			IRA	437(608)	1(1)	82(102)	14(14)			\$635,356	\$49,957	\$24,864	\$15,680	\$26,598	\$0	\$19,361	\$583	FY14	\$116,832	\$55,920	
High	65	MRSPP-1	0	MRSPP-7	1	Design	239	1	26	6	63	80	\$82,002	\$0	\$2,648	\$0	\$1,754	\$0	\$3,821	\$0	FY15	\$98,230	\$67,659	
Medium	73	MRSPP-2	1	MRSPP-8	6	RA-C	433	1	64	7	114	118	\$519,253	\$365	\$15,172	\$365	\$30,258	\$2,232	\$50,465	\$3,432	FY16	\$116,705	\$69,867	
Low	158	MRSPP-3	6	Evaluation Pending	195	RA-O	120	0	75	0	125	7	\$279,237	\$0	\$27,555	\$0	\$26,624	\$0	\$31,170	\$0	FY11-Comp. IRP		\$1,568,199	
Not Evaluated	300	MRSPP-4	10	No Known/Suspected	0	LTM	92	1	105	1	240	102	\$84,225	\$1,955	\$8,346	\$1,710	\$8,915	\$200	\$11,925	\$395	FY11-Comp. MMRP		\$855,853	
Not Required	209	MRSPP-5	14	No Longer Required	55																			
Total IRP Sites	2,620	MRSPP-6	2	Total MRSs	290								Total	\$2,672,003	\$122,697	\$138,583	\$52,402	\$125,987	\$24,064	\$144,968	\$13,304	FY11-Complete		\$2,424,052
Total Number of IRP Installations with Sites												116												
Total Number of MMRP Installations with Sites												31												

BRAC Installations

IRP Sites and MRSs by Classification						Study	1087	46	293	29	2	0	\$1,050,253	\$118,151	\$23,038	\$6,862	\$5,598	\$6,758	\$4,643	\$8,639	FY13	\$155,628	\$5,489	
Response Complete	948	Response Complete	34			IRA	445(749)	0	200(201)	0			\$846,382	\$13,863	\$73,795	\$1,183	\$19,708	\$3,235	\$23,135	\$356	FY14	\$160,708	\$2,449	
High	128	MRSPP-1	0	MRSPP-7	0	Design	175	0	25	2	289	9	\$119,653	\$11,328	\$4,746	\$0	\$6,425	\$4	\$7,183	\$2,782	FY15	\$158,090	\$10,139	
Medium	62	MRSPP-2	0	MRSPP-8	0	RA-C	210	2	51	4	292	15	\$1,228,229	\$134,665	\$88,347	\$16,567	\$66,458	\$2,068	\$119,081	\$9,967	FY16	\$154,047	\$21,529	
Low	31	MRSPP-3	7	Evaluation Pending	21	RA-O	76	0	51	2	26	1	\$375,148	\$0	\$24,826	\$0	\$10,891	\$4,085	\$23,002	\$0	FY11-Comp. IRP		\$1,600,066	
Not Evaluated	145	MRSPP-4	9	No Known/Suspected	2	LTM	74	0	87	4	223	26	\$138,836	\$8,964	\$11,633	\$394	\$6,099	\$32	\$23,481	\$334	FY11-Comp. MMRP		\$285,556	
Not Required	68	MRSPP-5	3	No Longer Required	32																			
Total IRP Sites	1,382	MRSPP-6	1	Total MRSs	75								Total	\$3,758,501	\$286,971	\$226,385	\$25,006	\$115,179	\$16,182	\$200,525	\$22,078	FY11-Complete		\$1,885,622
Total Number of IRP Installations with Sites												35												
Total Number of MMRP Installations with Sites												15												

Formerly Used Defense Sites

IRP Sites and MRSs by Classification						Study	250	104	47	152	99	0	\$90,813	\$63,355	\$5,597	\$8,401	\$6,662	\$11,891	\$6,140	\$8,187	FY13	\$16,838	\$7,668	
Response Complete	191	Response Complete	101			IRA	5(5)	4(4)	0	2(2)			\$1,253	\$5,971	\$725	\$2,014	\$0	\$1,071	\$0	\$958	FY14	\$16,433	\$24,020	
High	8	MRSPP-1	0	MRSPP-7	0	Design	107	3	22	1	65	136	\$19,863	\$296	\$233	\$0	\$511	\$56	\$755	\$1,029	FY15	\$16,657	\$15,781	
Medium	3	MRSPP-2	1	MRSPP-8	0	RA-C	108	7	33	2	79	137	\$124,154	\$8,924	\$9,244	\$0	\$6,465	\$0	\$6,726	\$3,539	FY16	\$16,202	\$5,552	
Low	13	MRSPP-3	3	Evaluation Pending	128	RA-O	2	0	3	0	22	0	\$7,781	\$0	\$1,039	\$0	\$1,123	\$0	\$1,099	\$0	FY11-Comp. IRP		\$206,149	
Not Evaluated	94	MRSPP-4	5	No Known/Suspected	5	LTM	76	12	5	3	36	125	\$8,856	\$3,969	\$895	\$971	\$380	\$0	\$364	\$177	FY11-Comp. MMRP		\$1,323,793	
Not Required	87	MRSPP-5	10	No Longer Required	96																			
Total IRP Sites	396	MRSPP-6	8	Total MRSs	256								Total	\$252,720	\$82,515	\$17,733	\$11,386	\$15,141	\$13,018	\$15,084	\$13,890	FY11-Complete		\$1,529,942
Total Number of IRP Installations with Sites												263												
Total Number of MMRP Installations with Sites												242												

Note: Totals reflect installation project funding allocated to individual sites and do not include program management and other support costs.

Table E-5 Status of State IRP/MMRP Summary as of September 30, 2010

	Phase	Completed		Underway		Future		Costs Through FY10 (\$000)	FY10 Funds Obligated (\$000)	FY11 Execution Planned (\$000)	FY12 Planning Estimate (\$000)	Estimated Costs (\$000)		
		IRP	MMRP	IRP	MMRP	IRP	MMRP					Fiscal Year	IRP	MMRP
		Sites (Actions)												

Colorado

Active Installations

IRP Sites and MRSs by Classification				Study	445	17	10	24	31	8	\$264,819	\$14,729	\$1,196	\$4,241	\$941	\$779	\$565	\$6,639	FY13	\$9,594	\$6,162	
Response Complete	406	Response Complete	16	IRA	87(99)	1(1)	4(5)	14(14)			\$373,560	\$1,655	\$1,218	\$0	\$0	\$0	\$873	\$0	FY14	\$12,362	\$2,248	
High	0	MRSPP-1	0	MRSPP-7	0						\$18,704	\$0	\$0	\$0	\$0	\$0	\$0	\$0	FY15	\$9,174	\$5,540	
Medium	4	MRSPP-2	1	MRSPP-8	0						\$970,473	\$11	\$847	\$0	\$1,838	\$0	\$2,256	\$0	FY16	\$27,052	\$2,497	
Low	21	MRSPP-3	0	Evaluation Pending	32						\$97,206	\$0	\$8,715	\$0	\$6,758	\$0	\$7,555	\$0	FY11-Comp. IRP		\$240,412	
Not Evaluated	44	MRSPP-4	0	No Known/Suspected	0						\$197,289	\$246	\$27,902	\$246	\$17,685	\$0	\$4,648	\$0	FY11-Comp. MMRP		\$25,077	
Not Required	11	MRSPP-5	0	No Longer Required	16																	
Total IRP Sites	486	MRSPP-6	0	Total MRSs	49						Total	\$1,922,051	\$16,641	\$39,878	\$4,487	\$27,222	\$779	\$15,897	\$6,639	FY11-Complete		\$265,489
Total Number of IRP Installations with Sites																18						
Total Number of MMRP Installations with Sites																6						

BRAC Installations

IRP Sites and MRSs by Classification				Study	67	8	12	11	0	0	\$78,802	\$501	\$1,004	\$84	\$168	\$324	\$0	\$0	FY13	\$1,530	\$22	
Response Complete	59	Response Complete	7	IRA	13(18)	9(10)	0	2(2)			\$15,637	\$163	\$0	\$44	\$0	\$24	\$0	\$22	FY14	\$694	\$0	
High	11	MRSPP-1	0	MRSPP-7	0						\$20,583	\$25	\$56	\$0	\$142	\$0	\$0	\$0	FY15	\$694	\$0	
Medium	6	MRSPP-2	0	MRSPP-8	0						\$102,684	\$121	\$1,550	\$0	\$1,470	\$0	\$341	\$0	FY16	\$2,908	\$0	
Low	1	MRSPP-3	0	Evaluation Pending	11						\$47,105	\$25	\$4,002	\$0	\$4,915	\$0	\$4,037	\$0	FY11-Comp. IRP		\$58,977	
Not Evaluated	2	MRSPP-4	1	No Known/Suspected	0						\$9,874	\$625	\$0	\$0	\$0	\$0	\$0	\$0	FY11-Comp. MMRP		\$29,930	
Not Required	0	MRSPP-5	0	No Longer Required	7																	
Total IRP Sites	79	MRSPP-6	0	Total MRSs	19						Total	\$274,685	\$1,460	\$6,612	\$128	\$6,695	\$348	\$4,378	\$22	FY11-Complete		\$88,907
Total Number of IRP Installations with Sites																4						
Total Number of MMRP Installations with Sites																2						

Formerly Used Defense Sites

IRP Sites and MRSs by Classification				Study	27	9	3	6	0	0	\$12,518	\$19,812	\$770	\$1,686	\$80	\$96	\$450	\$20	FY13	\$2,415	\$8,000	
Response Complete	23	Response Complete	8	IRA	5(5)	5(5)	0	0			\$1,111	\$3,817	\$0	\$194	\$0	\$0	\$0	\$0	FY14	\$1,010	\$8,269	
High	6	MRSPP-1	0	MRSPP-7	0						\$1,397	\$0	\$479	\$0	\$305	\$0	\$852	\$0	FY15	\$3,615	\$8,379	
Medium	1	MRSPP-2	0	MRSPP-8	0						\$7,925	\$102,356	\$918	\$8,111	\$586	\$3,983	\$568	\$12,017	FY16	\$0	\$742	
Low	0	MRSPP-3	0	Evaluation Pending	7						\$0	\$0	\$0	\$0	\$0	\$0	\$981	\$0	FY11-Comp. IRP		\$28,146	
Not Evaluated	0	MRSPP-4	0	No Known/Suspected	0						\$61	\$14	\$14	\$1	\$0	\$0	\$0	\$0	FY11-Comp. MMRP		\$312,074	
Not Required	0	MRSPP-5	0	No Longer Required	8																	
Total IRP Sites	30	MRSPP-6	0	Total MRSs	15						Total	\$23,012	\$125,999	\$2,181	\$9,992	\$971	\$4,079	\$2,851	\$12,037	FY11-Complete		\$340,220
Total Number of IRP Installations with Sites																18						
Total Number of MMRP Installations with Sites																11						

Note: Totals reflect installation project funding allocated to individual sites and do not include program management and other support costs.

Table E-5 Status of State IRP/MMRP Summary as of September 30, 2010

Phase	Completed		Underway		Future		Costs Through FY10 (\$000)		FY10 Funds Obligated (\$000)		FY11 Execution Planned (\$000)		FY12 Planning Estimate (\$000)		Estimated Costs (\$000)		
	IRP	MMRP	IRP	MMRP	IRP	MMRP	IRP	MMRP	IRP	MMRP	IRP	MMRP	IRP	MMRP	Fiscal Year	IRP	MMRP
	Sites (Actions)						IRP	MMRP	IRP	MMRP	IRP	MMRP	IRP	MMRP			

Connecticut

Active Installations

IRP Sites and MRSs by Classification				Study	130	0	16	3	0	0	\$25,001	\$173	\$995	\$173	\$519	\$576	\$0	\$0	FY13	\$8,529	\$0			
Response Complete	116	Response Complete	0	IRA	13(17)	0	0	0			\$2,505	\$0	\$0	\$0	\$635	\$0	\$0	\$0	FY14	\$4,941	\$1,708			
High	5	MRSPP-1	0	MRSPP-7	0	Design	11	0	1	0	13	1	\$5,504	\$0	\$132	\$0	\$324	\$0	\$1,140	\$0	FY15	\$1,526	\$0	
Medium	4	MRSPP-2	0	MRSPP-8	0	RA-C	36	0	0	0	13	1	\$40,771	\$0	\$62	\$0	\$0	\$0	\$1,568	\$0	FY16	\$1,594	\$0	
Low	8	MRSPP-3	0	Evaluation Pending	3	RA-O	3	0	2	0	10	0	\$6,435	\$0	\$331	\$0	\$599	\$0	\$1,977	\$0	FY11-Comp. IRP		\$48,679	
Not Evaluated	1	MRSPP-4	0	No Known/Suspected	0	LTM	3	0	5	0	19	0	\$1,644	\$0	\$477	\$0	\$519	\$0	\$740	\$0	FY11-Comp. MMRP		\$2,328	
Not Required	12	MRSPP-5	0	No Longer Required	0																			
Total IRP Sites	146	MRSPP-6	0	Total MRSs	3								Total	\$81,860	\$173	\$1,997	\$173	\$2,596	\$576	\$5,425	\$0	FY11-Complete		\$51,007
Total Number of IRP Installations with Sites																17								
Total Number of MMRP Installations with Sites																1								

BRAC Installations

IRP Sites and MRSs by Classification				Study	38	0	3	0	0	0	\$5,566	\$0	\$197	\$0	\$1,235	\$0	\$505	\$0	FY13	\$0	\$0			
Response Complete	38	Response Complete	0	IRA	1(1)	0	0	0			\$2,721	\$0	\$0	\$0	\$27	\$0	\$0	\$0	FY14	\$0	\$0			
High	0	MRSPP-1	0	MRSPP-7	0	Design	1	0	0	2	0	\$1,056	\$0	\$0	\$0	\$0	\$1,510	\$0	FY15	\$9	\$0			
Medium	0	MRSPP-2	0	MRSPP-8	0	RA-C	12	0	0	0	2	0	\$9,177	\$0	\$0	\$0	\$0	\$0	FY16	\$9	\$0			
Low	2	MRSPP-3	0	Evaluation Pending	0	RA-O	0	0	0	1	0	0	\$0	\$0	\$0	\$0	\$0	\$0	FY11-Comp. IRP		\$28,469			
Not Evaluated	1	MRSPP-4	0	No Known/Suspected	0	LTM	0	0	0	0	2	0	\$210	\$0	\$0	\$0	\$0	\$0	FY11-Comp. MMRP		\$0			
Not Required	0	MRSPP-5	0	No Longer Required	0								Total	\$18,730	\$0	\$197	\$0	\$1,262	\$0	\$2,015	\$0	FY11-Complete		\$28,469
Total IRP Sites	41	MRSPP-6	0	Total MRSs	0																			
Total Number of IRP Installations with Sites																16								
Total Number of MMRP Installations with Sites																0								

Formerly Used Defense Sites

IRP Sites and MRSs by Classification				Study	19	7	0	1	0	0	\$253	\$176	\$0	\$0	\$0	\$0	\$0	\$0	FY13	\$0	\$0				
Response Complete	19	Response Complete	7	IRA	0	0	0	0			\$0	\$0	\$0	\$0	\$0	\$0	\$0	\$0	FY14	\$0	\$0				
High	0	MRSPP-1	0	MRSPP-7	0	Design	15	0	0	0	0	1	\$770	\$0	\$0	\$0	\$0	\$0	FY15	\$0	\$0				
Medium	0	MRSPP-2	0	MRSPP-8	0	RA-C	17	0	0	0	0	1	\$2,260	\$0	\$0	\$0	\$0	\$0	FY16	\$0	\$0				
Low	0	MRSPP-3	0	Evaluation Pending	0	RA-O	0	0	0	0	0	0	\$0	\$0	\$0	\$0	\$0	\$0	FY11-Comp. IRP		\$0				
Not Evaluated	0	MRSPP-4	0	No Known/Suspected	0	LTM	1	0	0	0	0	1	\$5	\$0	\$5	\$0	\$0	\$0	FY11-Comp. MMRP		\$4,861				
Not Required	0	MRSPP-5	0	No Longer Required	7								Total	\$3,288	\$176	\$5	\$0	\$0	\$0	\$0	\$0	\$0	FY11-Complete		\$4,861
Total IRP Sites	19	MRSPP-6	1	Total MRSs	8																				
Total Number of IRP Installations with Sites																14									
Total Number of MMRP Installations with Sites																8									

Note: Totals reflect installation project funding allocated to individual sites and do not include program management and other support costs.

Table E-5 Status of State IRP/MMRP Summary as of September 30, 2010

	Phase	Completed		Underway		Future		Costs Through FY10 (\$000)		FY10 Funds Obligated (\$000)		FY11 Execution Planned (\$000)		FY12 Planning Estimate (\$000)		Estimated Costs (\$000)		
		IRP	MMRP	IRP	MMRP	IRP	MMRP	IRP	MMRP	IRP	MMRP	IRP	MMRP	IRP	MMRP	Fiscal Year	IRP	MMRP
		Sites (Actions)						IRP	MMRP	IRP	MMRP	IRP	MMRP	IRP	MMRP			

Delaware

Active Installations

IRP Sites and MRSs by Classification					Study	83	1	0	2	0	0	\$29,852	\$231	\$0	\$89	\$0	\$256	\$0	\$0	FY13	\$2,694	\$0	
Response Complete	57	Response Complete	1		IRA	17(25)	0	2(2)	0			\$11,324	\$0	\$136	\$0	\$0	\$0	\$0	\$0	FY14	\$1,079	\$0	
High	0	MRSPP-1	0	MRSPP-7	0	Design	20	0	0	0	1	\$4,236	\$0	\$0	\$0	\$0	\$0	\$0	\$0	FY15	\$1,120	\$0	
Medium	2	MRSPP-2	0	MRSPP-8	1	RA-C	28	0	2	0	1	\$20,402	\$0	\$0	\$0	\$36	\$0	\$0	\$0	FY16	\$920	\$36	
Low	0	MRSPP-3	0	Evaluation Pending	1	RA-O	4	0	23	0	2	\$28,193	\$0	\$1,467	\$0	\$586	\$0	\$2,882	\$0	FY11-Comp. IRP		\$17,340	
Not Evaluated	1	MRSPP-4	0	No Known/Suspected	0	LTM	7	0	24	0	19	\$4,139	\$0	\$179	\$0	\$36	\$0	\$396	\$0	FY11-Comp. MMRP		\$2,441	
Not Required	23	MRSPP-5	0	No Longer Required	1																		
Total IRP Sites	83	MRSPP-6	0	Total MRSs	3							Total	\$98,146	\$231	\$1,782	\$89	\$658	\$256	\$3,278	\$0	FY11-Complete		\$19,781
Total Number of IRP Installations with Sites					6																		
Total Number of MMRP Installations with Sites					2																		

Formerly Used Defense Sites

IRP Sites and MRSs by Classification					Study	14	4	0	4	0	0	\$1,340	\$2,178	\$0	\$22	\$0	\$0	\$0	\$0	FY13	\$0	\$0	
Response Complete	13	Response Complete	4		IRA	3(3)	1(1)	0	0			\$0	\$439	\$0	\$0	\$0	\$0	\$0	\$0	FY14	\$0	\$93	
High	0	MRSPP-1	0	MRSPP-7	0	Design	7	1	0	0	4	\$364	\$17	\$0	\$0	\$0	\$0	\$0	\$0	FY15	\$0	\$0	
Medium	0	MRSPP-2	0	MRSPP-8	0	RA-C	8	1	1	0	4	\$2,602	\$2,736	\$0	\$0	\$0	\$0	\$0	\$0	FY16	\$0	\$0	
Low	0	MRSPP-3	0	Evaluation Pending	3	RA-O	0	0	0	0	0	\$0	\$0	\$0	\$0	\$0	\$0	\$0	\$0	FY11-Comp. IRP		\$56	
Not Evaluated	0	MRSPP-4	1	No Known/Suspected	0	LTM	4	2	0	0	4	\$25	\$8	\$0	\$0	\$0	\$0	\$0	\$0	FY11-Comp. MMRP		\$27,037	
Not Required	1	MRSPP-5	0	No Longer Required	4							Total	\$4,331	\$5,378	\$0	\$22	\$0	\$0	\$0	\$0	FY11-Complete		\$27,093
Total IRP Sites	14	MRSPP-6	0	Total MRSs	8																		
Total Number of IRP Installations with Sites					8																		
Total Number of MMRP Installations with Sites					7																		

Note: Totals reflect installation project funding allocated to individual sites and do not include program management and other support costs.

Table E-5 Status of State IRP/MMRP Summary as of September 30, 2010

Phase	Completed		Underway		Future		Costs Through FY10 (\$000)		FY10 Funds Obligated (\$000)		FY11 Execution Planned (\$000)		FY12 Planning Estimate (\$000)		Estimated Costs (\$000)		
	IRP	MMRP	IRP	MMRP	IRP	MMRP	IRP	MMRP	IRP	MMRP	IRP	MMRP	IRP	MMRP	Fiscal Year	IRP	MMRP
	Sites (Actions)						IRP	MMRP	IRP	MMRP	IRP	MMRP	IRP	MMRP			

District of Columbia

Active Installations

IRP Sites and MRSs by Classification				Study	74	3	9	5	0	0	\$27,711	\$1,221	\$1,196	\$0	\$735	\$1,727	\$258	\$0	FY13	\$560	\$0
Response Complete	65	Response Complete	0	IRA	22(33)	0	0	0	0	0	\$16,164	\$0	\$120	\$0	\$144	\$0	\$0	\$0	FY14	\$253	\$0
High	0	MRSPP-1	0	MRSPP-7	0	0	0	0	0	0	\$1,149	\$0	\$0	\$0	\$0	\$0	\$0	\$0	FY15	\$146	\$0
Medium	8	MRSPP-2	0	MRSPP-8	2	0	1	0	2	0	\$13,525	\$0	\$497	\$0	\$476	\$0	\$370	\$0	FY16	\$250	\$0
Low	3	MRSPP-3	1	Evaluation Pending	5	0	1	0	1	0	\$3,297	\$0	\$144	\$0	\$100	\$0	\$781	\$0	FY11-Comp. IRP	\$6,782	
Not Evaluated	0	MRSPP-4	0	No Known/Suspected	0	0	10	0	2	0	\$2,725	\$0	\$582	\$0	\$479	\$0	\$375	\$0	FY11-Comp. MMRP	\$1,727	
Not Required	7	MRSPP-5	0	No Longer Required	0					Total	\$64,571	\$1,221	\$2,539	\$0	\$1,934	\$1,727	\$1,784	\$0	FY11-Complete		\$8,509
Total IRP Sites	83	MRSPP-6	0	Total MRSs	8																
Total Number of IRP Installations with Sites																					
Total Number of MMRP Installations with Sites																					

Formerly Used Defense Sites

IRP Sites and MRSs by Classification				Study	3	27	1	1	0	0	\$38,573	\$109,717	\$1,982	\$12,344	\$1,064	\$1,622	\$262	\$1,570	FY13	\$54	\$312
Response Complete	3	Response Complete	27	IRA	2(2)	3(3)	0	0	0	0	\$15,634	\$125	\$0	\$0	\$0	\$0	\$0	\$0	FY14	\$54	\$0
High	1	MRSPP-1	0	MRSPP-7	0	0	0	0	0	0	\$0	\$0	\$0	\$0	\$0	\$0	\$0	\$0	FY15	\$0	\$0
Medium	0	MRSPP-2	0	MRSPP-8	0	0	0	0	0	0	\$30,539	\$2,184	\$5,019	\$0	\$1,447	\$0	\$0	\$0	FY16	\$54	\$0
Low	0	MRSPP-3	0	Evaluation Pending	1	0	0	0	0	0	\$0	\$0	\$0	\$0	\$0	\$0	\$0	\$0	FY11-Comp. IRP	\$3,043	
Not Evaluated	0	MRSPP-4	0	No Known/Suspected	0	0	0	0	1	1	\$13	\$305	\$0	\$35	\$0	\$0	\$0	\$0	FY11-Comp. MMRP	\$4,284	
Not Required	0	MRSPP-5	0	No Longer Required	27					Total	\$84,759	\$112,331	\$7,001	\$12,379	\$2,511	\$1,622	\$262	\$1,570	FY11-Complete		\$7,327
Total IRP Sites	4	MRSPP-6	0	Total MRSs	28																
Total Number of IRP Installations with Sites																					
Total Number of MMRP Installations with Sites																					

Note: Totals reflect installation project funding allocated to individual sites and do not include program management and other support costs.

Table E-5 Status of State IRP/MMRP Summary as of September 30, 2010

Phase	Completed		Underway		Future		Costs Through FY10 (\$000)		FY10 Funds Obligated (\$000)		FY11 Execution Planned (\$000)		FY12 Planning Estimate (\$000)		Estimated Costs (\$000)		
	IRP	MMRP	IRP	MMRP	IRP	MMRP	IRP	MMRP	IRP	MMRP	IRP	MMRP	IRP	MMRP	Fiscal Year	IRP	MMRP
	Sites (Actions)						IRP	MMRP	IRP	MMRP	IRP	MMRP	IRP	MMRP			

Florida

Active Installations

IRP Sites and MRSs by Classification						Study	875	21	27	42	105	1	\$301,544	\$27,523	\$3,419	\$13,371	\$7,451	\$4,593	\$8,651	\$8,939	FY13	\$24,399	\$12,365	
Response Complete	684	Response Complete	14			IRA	273(375)	0	7(11)	0			\$120,610	\$253	\$5,299	\$253	\$6,987	\$280	\$0	\$624	FY14	\$19,812	\$33,677	
High	9	MRSPP-1	0	MRSPP-7	0	Design	102	0	9	0	23	14	\$24,629	\$0	\$561	\$0	\$102	\$0	\$560	\$20	FY15	\$12,117	\$11,178	
Medium	13	MRSPP-2	0	MRSPP-8	1	RA-C	175	0	14	0	35	34	\$161,270	\$0	\$6,577	\$0	\$5,812	\$0	\$2,621	\$0	FY16	\$17,974	\$2,672	
Low	41	MRSPP-3	0	Evaluation Pending	49	RA-O	82	0	95	0	48	4	\$98,537	\$0	\$9,810	\$0	\$11,989	\$0	\$12,644	\$0	FY11-Comp. IRP		\$282,546	
Not Evaluated	111	MRSPP-4	0	No Known/Suspected	0	LTM	50	0	120	0	154	27	\$37,071	\$0	\$3,965	\$0	\$4,603	\$0	\$6,786	\$0	FY11-Comp. MMRP		\$117,655	
Not Required	149	MRSPP-5	0	No Longer Required	14																			
Total IRP Sites	1,007	MRSPP-6	0	Total MRSs	64								Total	\$743,661	\$27,776	\$29,631	\$13,624	\$36,944	\$4,873	\$31,262	\$9,583	FY11-Complete		\$400,201
Total Number of IRP Installations with Sites							53																	
Total Number of MMRP Installations with Sites							14																	

BRAC Installations

IRP Sites and MRSs by Classification						Study	68	0	0	2	0	0	\$50,900	\$3,043	\$0	\$448	\$0	\$492	\$0	\$355	FY13	\$953	\$114	
Response Complete	51	Response Complete	0			IRA	8(17)	0	0	0			\$9,527	\$0	\$0	\$0	\$0	\$0	\$0	\$0	FY14	\$1,041	\$137	
High	0	MRSPP-1	0	MRSPP-7	0	Design	14	0	0	0	1	1	\$3,967	\$0	\$0	\$0	\$0	\$0	\$0	\$0	FY15	\$1,164	\$0	
Medium	0	MRSPP-2	0	MRSPP-8	0	RA-C	34	0	0	1	0	1	\$37,838	\$0	\$0	\$0	\$0	\$0	\$1,309	\$0	FY16	\$1,188	\$0	
Low	0	MRSPP-3	0	Evaluation Pending	2	RA-O	15	0	16	0	0	0	\$29,172	\$0	\$1,103	\$0	\$869	\$0	\$806	\$0	FY11-Comp. IRP		\$16,872	
Not Evaluated	0	MRSPP-4	0	No Known/Suspected	0	LTM	11	0	14	0	0	0	\$10,084	\$0	\$1,023	\$0	\$177	\$0	\$332	\$0	FY11-Comp. MMRP		\$3,651	
Not Required	17	MRSPP-5	0	No Longer Required	0																			
Total IRP Sites	68	MRSPP-6	0	Total MRSs	2								Total	\$141,488	\$3,043	\$2,126	\$448	\$1,046	\$492	\$1,138	\$1,664	FY11-Complete		\$20,523
Total Number of IRP Installations with Sites							6																	
Total Number of MMRP Installations with Sites							1																	

Formerly Used Defense Sites

IRP Sites and MRSs by Classification						Study	65	44	8	81	4	0	\$29,308	\$42,731	\$2,708	\$14,792	\$1,391	\$5,296	\$1,071	\$5,067	FY13	\$778	\$5,671	
Response Complete	58	Response Complete	30			IRA	8(8)	4(4)	0	1(1)			\$5,133	\$4,477	\$0	\$46	\$0	\$0	\$0	\$0	FY14	\$870	\$2,764	
High	8	MRSPP-1	0	MRSPP-7	2	Design	23	1	4	0	9	83	\$2,065	\$5	\$55	\$0	\$10	\$0	\$48	\$60	FY15	\$646	\$5,482	
Medium	6	MRSPP-2	1	MRSPP-8	1	RA-C	24	1	6	5	7	87	\$16,421	\$9,542	\$1,387	\$332	\$939	\$0	\$0	\$47	FY16	\$2,632	\$7,095	
Low	0	MRSPP-3	1	Evaluation Pending	81	RA-O	1	0	1	0	11	0	\$819	\$0	\$11	\$0	\$89	\$0	\$37	\$0	FY11-Comp. IRP		\$37,568	
Not Evaluated	0	MRSPP-4	2	No Known/Suspected	3	LTM	18	15	3	2	5	72	\$2,816	\$220	\$367	\$140	\$44	\$0	\$99	\$0	FY11-Comp. MMRP		\$720,253	
Not Required	5	MRSPP-5	1	No Longer Required	27																			
Total IRP Sites	77	MRSPP-6	6	Total MRSs	125								Total	\$56,562	\$56,975	\$4,528	\$15,310	\$2,473	\$5,296	\$1,255	\$5,174	FY11-Complete		\$757,821
Total Number of IRP Installations with Sites							51																	
Total Number of MMRP Installations with Sites							109																	

Note: Totals reflect installation project funding allocated to individual sites and do not include program management and other support costs.

Table E-5 Status of State IRP/MMRP Summary as of September 30, 2010

Phase	Completed		Underway		Future		Costs Through FY10 (\$000)		FY10 Funds Obligated (\$000)		FY11 Execution Planned (\$000)		FY12 Planning Estimate (\$000)		Estimated Costs (\$000)		
	IRP	MMRP	IRP	MMRP	IRP	MMRP	IRP	MMRP	IRP	MMRP	IRP	MMRP	IRP	MMRP	Fiscal Year	IRP	MMRP
	Sites (Actions)						IRP	MMRP	IRP	MMRP	IRP	MMRP	IRP	MMRP			

Georgia

Active Installations

IRP Sites and MRSs by Classification				Study	466	7	17	10	8	0	\$128,623	\$6,403	\$829	\$1,961	\$1,252	\$2,207	\$620	\$555	FY13	\$15,349	\$825
Response Complete	413	Response Complete	7	IRA	151(205)	1(1)	0	1(1)			\$69,770	\$230	\$0	\$0	\$515	\$1,170	\$0	\$0	FY14	\$12,596	\$2,023
High	3	MRSPP-1	0	MRSPP-7	0						\$30,746	\$0	\$0	\$0	\$0	\$0	\$0	\$0	FY15	\$12,146	\$1,652
Medium	2	MRSPP-2	0	MRSPP-8	0						\$180,000	\$0	\$44	\$0	\$2,042	\$0	\$389	\$0	FY16	\$11,607	\$0
Low	11	MRSPP-3	0	Evaluation Pending	7						\$120,882	\$0	\$16,385	\$0	\$16,879	\$0	\$13,398	\$0	FY11-Comp. IRP		\$170,881
Not Evaluated	12	MRSPP-4	1	No Known/Suspected	0						\$19,254	\$0	\$1,021	\$0	\$485	\$0	\$984	\$0	FY11-Comp. MMRP		\$8,956
Not Required	50	MRSPP-5	1	No Longer Required	7														FY11-Complete		\$179,837
Total IRP Sites	491	MRSPP-6	1	Total MRSs	17						Total	\$549,275	\$6,633	\$18,279	\$1,961	\$21,173	\$3,377	\$15,391	\$557		
Total Number of IRP Installations with Sites																34					
Total Number of MMRP Installations with Sites																5					

BRAC Installations

IRP Sites and MRSs by Classification				Study	3	2	16	2	0	0	\$2,036	\$346	\$882	\$0	\$122	\$0	\$119	\$0	FY13	\$753	\$14
Response Complete	0	Response Complete	2	IRA	8(11)	0	3(3)	0			\$0	\$0	\$0	\$0	\$0	\$0	\$0	\$0	FY14	\$2,231	\$14
High	11	MRSPP-1	0	MRSPP-7	0						\$0	\$0	\$0	\$0	\$0	\$0	\$0	\$0	FY15	\$4,098	\$170
Medium	2	MRSPP-2	0	MRSPP-8	0						\$360	\$0	\$0	\$0	\$17	\$0	\$0	\$0	FY16	\$0	\$0
Low	3	MRSPP-3	0	Evaluation Pending	0						\$2,259	\$0	\$515	\$0	\$602	\$0	\$745	\$0	FY11-Comp. IRP		\$8,701
Not Evaluated	1	MRSPP-4	0	No Known/Suspected	2						\$0	\$0	\$0	\$0	\$7	\$14	\$7	\$14	FY11-Comp. MMRP		\$226
Not Required	2	MRSPP-5	0	No Longer Required	2														FY11-Complete		\$8,927
Total IRP Sites	19	MRSPP-6	0	Total MRSs	4						Total	\$4,655	\$346	\$1,397	\$0	\$748	\$14	\$871	\$14		
Total Number of IRP Installations with Sites																2					
Total Number of MMRP Installations with Sites																2					

Formerly Used Defense Sites

IRP Sites and MRSs by Classification				Study	29	10	1	8	4	0	\$11,795	\$6,985	\$22	\$795	\$138	\$903	\$0	\$465	FY13	\$1,527	\$0
Response Complete	26	Response Complete	9	IRA	4(4)	0	0	0			\$1,421	\$0	\$0	\$0	\$0	\$0	\$0	\$0	FY14	\$323	\$1,115
High	5	MRSPP-1	0	MRSPP-7	0						\$2,123	\$8	\$27	\$0	\$67	\$14	\$21	\$0	FY15	\$882	\$1,554
Medium	0	MRSPP-2	0	MRSPP-8	0						\$7,913	\$5,837	\$92	\$80	\$644	\$80	\$114	\$102	FY16	\$0	\$1,537
Low	0	MRSPP-3	0	Evaluation Pending	8						\$428	\$0	\$0	\$0	\$0	\$0	\$122	\$0	FY11-Comp. IRP		\$6,801
Not Evaluated	0	MRSPP-4	1	No Known/Suspected	4						\$925	\$67	\$456	\$10	\$93	\$0	\$239	\$27	FY11-Comp. MMRP		\$64,933
Not Required	3	MRSPP-5	0	No Longer Required	5														FY11-Complete		\$71,734
Total IRP Sites	34	MRSPP-6	0	Total MRSs	18						Total	\$24,605	\$12,897	\$597	\$885	\$942	\$997	\$496	\$594		
Total Number of IRP Installations with Sites																24					
Total Number of MMRP Installations with Sites																15					

Note: Totals reflect installation project funding allocated to individual sites and do not include program management and other support costs.

Table E-5 Status of State IRP/MMRP Summary as of September 30, 2010

Phase	Completed		Underway		Future		Costs Through FY10 (\$000)	FY10 Funds Obligated (\$000)		FY11 Execution Planned (\$000)		FY12 Planning Estimate (\$000)		Estimated Costs (\$000)		
	IRP	MMRP	IRP	MMRP	IRP	MMRP		IRP	MMRP	IRP	MMRP	IRP	MMRP	Fiscal Year	IRP	MMRP
	Sites (Actions)							IRP	MMRP	IRP	MMRP	IRP	MMRP	IRP	MMRP	

Guam

Active Installations

IRP Sites and MRSs by Classification					Study	121	10	29	12	3	0	\$15,048	\$457	\$710	\$74	\$3,304	\$180	\$0	\$1,033	FY13	\$9,212	\$1,034	
Response Complete	40	Response Complete	1		IRA	26(30)	0	1(1)	0			\$71,730	\$0	\$319	\$0	\$133	\$820	\$1,207	\$539	FY14	\$7,330	\$1,051	
High	0	MRSPP-1	0	MRSPP-7	0	Design	9	0	0	5	7	\$1,030	\$0	\$350	\$0	\$0	\$0	\$142	\$0	FY15	\$7,818	\$5,101	
Medium	11	MRSPP-2	0	MRSPP-8	0	RA-C	10	0	11	0	11	\$22,655	\$0	\$4,633	\$0	\$2,101	\$0	\$6,509	\$0	FY16	\$11,865	\$2,179	
Low	25	MRSPP-3	0	Evaluation Pending	21	RA-O	5	0	2	0	4	\$8,864	\$0	\$3,552	\$0	\$1,089	\$0	\$0	\$0	FY11-Comp. IRP		\$105,714	
Not Evaluated	14	MRSPP-4	0	No Known/Suspected	0	LTM	2	0	16	0	12	\$5,998	\$0	\$1,795	\$0	\$2,955	\$0	\$3,347	\$0	FY11-Comp. MMRP		\$46,543	
Not Required	63	MRSPP-5	0	No Longer Required	1																		
Total IRP Sites	153	MRSPP-6	0	Total MRSs	22							Total	\$125,325	\$457	\$11,359	\$74	\$9,582	\$1,000	\$11,205	\$1,572	FY11-Complete		\$152,257
Total Number of IRP Installations with Sites					8																		
Total Number of MMRP Installations with Sites					4																		

BRAC Installations

IRP Sites and MRSs by Classification					Study	51	0	0	0	0	0	\$17,939	\$0	\$0	\$0	\$0	\$0	\$0	\$0	FY13	\$142	\$0	
Response Complete	51	Response Complete	0		IRA	0	0	0	0			\$13,529	\$0	\$0	\$0	\$0	\$0	\$0	\$0	FY14	\$101	\$0	
High	0	MRSPP-1	0	MRSPP-7	0	Design	5	0	0	0	0	\$0	\$0	\$0	\$0	\$0	\$0	\$0	\$0	FY15	\$739	\$0	
Medium	0	MRSPP-2	0	MRSPP-8	0	RA-C	1	0	0	0	0	\$517	\$0	\$0	\$0	\$0	\$0	\$0	\$0	FY16	\$752	\$0	
Low	0	MRSPP-3	0	Evaluation Pending	0	RA-O	1	0	0	0	0	\$12,296	\$0	\$0	\$0	\$0	\$0	\$0	\$0	FY11-Comp. IRP		\$6,473	
Not Evaluated	0	MRSPP-4	0	No Known/Suspected	0	LTM	2	0	3	0	1	\$3,095	\$0	\$109	\$0	\$256	\$0	\$723	\$0	FY11-Comp. MMRP		\$0	
Not Required	0	MRSPP-5	0	No Longer Required	0							Total	\$47,376	\$0	\$109	\$0	\$256	\$0	\$723	\$0	FY11-Complete		\$6,473
Total IRP Sites	51	MRSPP-6	0	Total MRSs	0																		
Total Number of IRP Installations with Sites					4																		
Total Number of MMRP Installations with Sites					0																		

Formerly Used Defense Sites

IRP Sites and MRSs by Classification					Study	8	2	0	7	0	0	\$1,155	\$1,397	\$100	\$0	\$0	\$0	\$0	\$0	FY13	\$0	\$0	
Response Complete	5	Response Complete	2		IRA	0	1(1)	0	0			\$0	\$4,673	\$0	\$0	\$0	\$0	\$0	\$0	FY14	\$0	\$0	
High	0	MRSPP-1	0	MRSPP-7	0	Design	1	0	1	0	2	\$52	\$0	\$0	\$0	\$79	\$0	\$0	\$0	FY15	\$394	\$0	
Medium	0	MRSPP-2	6	MRSPP-8	0	RA-C	3	1	0	0	3	\$89	\$36	\$0	\$0	\$2,667	\$0	\$0	\$0	FY16	\$0	\$0	
Low	1	MRSPP-3	0	Evaluation Pending	1	RA-O	0	0	0	0	0	\$0	\$0	\$0	\$0	\$0	\$0	\$0	\$0	FY11-Comp. IRP		\$7,949	
Not Evaluated	0	MRSPP-4	0	No Known/Suspected	0	LTM	1	1	0	0	2	\$33	\$38	\$0	\$0	\$0	\$0	\$0	\$0	FY11-Comp. MMRP		\$117,402	
Not Required	2	MRSPP-5	0	No Longer Required	2							Total	\$1,329	\$6,144	\$100	\$0	\$2,746	\$0	\$0	\$0	FY11-Complete		\$125,351
Total IRP Sites	8	MRSPP-6	0	Total MRSs	9																		
Total Number of IRP Installations with Sites					7																		
Total Number of MMRP Installations with Sites					9																		

Note: Totals reflect installation project funding allocated to individual sites and do not include program management and other support costs.

Table E-5 Status of State IRP/MMRP Summary as of September 30, 2010

Phase	Completed		Underway		Future		Costs Through FY10 (\$000)		FY10 Funds Obligated (\$000)		FY11 Execution Planned (\$000)		FY12 Planning Estimate (\$000)		Estimated Costs (\$000)		
	IRP	MMRP	IRP	MMRP	IRP	MMRP	IRP	MMRP	IRP	MMRP	IRP	MMRP	IRP	MMRP	Fiscal Year	IRP	MMRP
	Sites (Actions)						IRP	MMRP	IRP	MMRP	IRP	MMRP	IRP	MMRP			

Hawaii

Active Installations

IRP Sites and MRSs by Classification						Study	566	78	84	48	36	1	\$245,137	\$29,887	\$28,755	\$9,335	\$23,327	\$5,073	\$12,455	\$8,332	FY13	\$38,996	\$20,785
Response Complete	512	Response Complete	75			IRA	130(169)	4(4)	6(6)	1(1)			\$200,118	\$999	\$958	\$0	\$2,998	\$0	\$3,829	\$0	FY14	\$54,456	\$23,286
High	10	MRSPP-1	0	MRSPP-7	3	Design	19	0	2	3	39	22	\$2,154	\$0	\$0	\$0	\$106	\$314	\$3,139	\$113	FY15	\$53,083	\$29,094
Medium	31	MRSPP-2	0	MRSPP-8	5	RA-C	90	1	5	1	46	33	\$49,846	\$0	\$2,753	\$0	\$158	\$7,905	\$6,148	\$0	FY16	\$34,436	\$12,302
Low	49	MRSPP-3	5	Evaluation Pending	25	RA-O	24	0	26	1	54	3	\$16,459	\$0	\$3,711	\$0	\$3,127	\$0	\$2,703	\$0	FY11-Comp. IRP		\$387,144
Not Evaluated	40	MRSPP-4	6	No Known/Suspected	0	LTM	11	0	32	1	61	29	\$23,274	\$1,343	\$5,569	\$0	\$2,733	\$63	\$2,360	\$28	FY11-Comp. MMRP		\$414,469
Not Required	44	MRSPP-5	7	No Longer Required	71																		
Total IRP Sites	686	MRSPP-6	5	Total MRSs	127							Total	\$536,988	\$32,229	\$41,746	\$9,335	\$32,449	\$13,355	\$30,634	\$8,473	FY11-Complete		\$801,613
Total Number of IRP Installations with Sites							40																
Total Number of MMRP Installations with Sites							16																

BRAC Installations

IRP Sites and MRSs by Classification						Study	43	0	0	0	0	0	\$22,392	\$0	\$0	\$0	\$0	\$0	\$0	\$0	\$0	FY13	\$27	\$0
Response Complete	43	Response Complete	0			IRA	0	0	0	0			\$29,458	\$0	\$0	\$0	\$0	\$0	\$0	\$0	FY14	\$0	\$0	
High	0	MRSPP-1	0	MRSPP-7	0	Design	5	0	0	0	0	0	\$1,221	\$0	\$0	\$0	\$0	\$0	\$0	\$0	FY15	\$76	\$0	
Medium	0	MRSPP-2	0	MRSPP-8	0	RA-C	4	0	0	0	0	0	\$189	\$0	\$0	\$0	\$0	\$0	\$0	\$0	FY16	\$79	\$0	
Low	0	MRSPP-3	0	Evaluation Pending	0	RA-O	1	0	0	0	0	0	\$0	\$0	\$0	\$0	\$0	\$0	\$0	\$0	FY11-Comp. IRP		\$413	
Not Evaluated	0	MRSPP-4	0	No Known/Suspected	0	LTM	2	0	6	0	0	0	\$2,721	\$0	\$852	\$0	\$0	\$0	\$0	\$0	FY11-Comp. MMRP		\$0	
Not Required	0	MRSPP-5	0	No Longer Required	0																			
Total IRP Sites	43	MRSPP-6	0	Total MRSs	0							Total	\$55,981	\$0	\$852	\$0	\$0	\$0	\$0	\$0	FY11-Complete		\$413	
Total Number of IRP Installations with Sites							2																	
Total Number of MMRP Installations with Sites							0																	

Formerly Used Defense Sites

IRP Sites and MRSs by Classification						Study	41	22	1	32	1	0	\$2,312	\$22,396	\$41	\$3,017	\$20	\$460	\$0	\$301	FY13	\$198	\$14,988
Response Complete	30	Response Complete	12			IRA	2(2)	3(3)	0	0			\$1,147	\$18	\$0	\$0	\$0	\$0	\$0	\$0	FY14	\$0	\$11,364
High	1	MRSPP-1	0	MRSPP-7	0	Design	15	8	1	2	8	30	\$434	\$496	\$48	\$0	\$66	\$0	\$0	\$0	FY15	\$188	\$15,421
Medium	2	MRSPP-2	2	MRSPP-8	0	RA-C	27	3	0	10	11	32	\$8,744	\$116,612	\$29	\$25,129	\$2,335	\$10,501	\$777	\$13,771	FY16	\$150	\$15,998
Low	0	MRSPP-3	0	Evaluation Pending	37	RA-O	2	0	0	0	0	0	\$248	\$0	\$0	\$0	\$0	\$0	\$0	\$0	FY11-Comp. IRP		\$9,158
Not Evaluated	1	MRSPP-4	2	No Known/Suspected	1	LTM	5	2	0	0	4	41	\$174	\$29	\$0	\$0	\$0	\$0	\$0	\$0	FY11-Comp. MMRP		\$1,303,076
Not Required	9	MRSPP-5	0	No Longer Required	11																		
Total IRP Sites	43	MRSPP-6	1	Total MRSs	54							Total	\$13,959	\$139,551	\$118	\$28,146	\$2,421	\$10,961	\$777	\$14,072	FY11-Complete		\$1,312,234
Total Number of IRP Installations with Sites							32																
Total Number of MMRP Installations with Sites							40																

Note: Totals reflect installation project funding allocated to individual sites and do not include program management and other support costs.

Table E-5 Status of State IRP/MMRP Summary as of September 30, 2010

Phase	Completed		Underway		Future		Costs Through FY10 (\$000)		FY10 Funds Obligated (\$000)		FY11 Execution Planned (\$000)		FY12 Planning Estimate (\$000)		Estimated Costs (\$000)		
	IRP	MMRP	IRP	MMRP	IRP	MMRP	IRP	MMRP	IRP	MMRP	IRP	MMRP	IRP	MMRP	Fiscal Year	IRP	MMRP
	Sites (Actions)						IRP	MMRP	IRP	MMRP	IRP	MMRP	IRP	MMRP			

Idaho

Active Installations

IRP Sites and MRSs by Classification				Study	86	10	1	11	3	0	\$11,316	\$2,545	\$0	\$1,347	\$0	\$660	\$0	\$278	FY13	\$1,881	\$648
Response Complete	78	Response Complete	10	IRA	3(3)	0	0	0			\$461	\$0	\$0	\$0	\$0	\$0	\$0	\$0	FY14	\$265	\$4,073
High	0	MRSPP-1	0	MRSPP-7	0	0	0	0	1	5	\$29	\$0	\$0	\$0	\$1,882	\$0	\$0	\$0	FY15	\$133	\$146
Medium	1	MRSPP-2	0	MRSPP-8	0	0	1	0	0	5	\$316	\$0	\$0	\$0	\$0	\$0	\$0	\$0	FY16	\$178	\$132
Low	1	MRSPP-3	0	Evaluation Pending	10	0	4	0	1	0	\$8,984	\$0	\$0	\$0	\$0	\$0	\$0	\$0	FY11-Comp. IRP		\$5,441
Not Evaluated	3	MRSPP-4	0	No Known/Suspected	0	1	0	1	0	4	\$1,930	\$0	\$0	\$0	\$0	\$0	\$496	\$0	FY11-Comp. MMRP		\$8,064
Not Required	7	MRSPP-5	0	No Longer Required	10														FY11-Complete		\$13,505
Total IRP Sites	90	MRSPP-6	1	Total MRSs	21	Total					\$23,036	\$2,545	\$0	\$1,347	\$1,882	\$660	\$496	\$278			
Total Number of IRP Installations with Sites																8					
Total Number of MMRP Installations with Sites																4					

Formerly Used Defense Sites

IRP Sites and MRSs by Classification				Study	8	4	0	12	0	0	\$768	\$3,512	\$0	\$194	\$0	\$60	\$0	\$16	FY13	\$0	\$2,093
Response Complete	8	Response Complete	4	IRA	0	1(1)	0	0			\$0	\$40	\$0	\$0	\$0	\$0	\$0	\$0	FY14	\$0	\$71
High	0	MRSPP-1	0	MRSPP-7	0	1	0	0	0	12	\$38	\$0	\$0	\$0	\$0	\$0	\$0	\$0	FY15	\$0	\$258
Medium	0	MRSPP-2	0	MRSPP-8	0	6	1	0	0	12	\$163	\$715	\$0	\$0	\$0	\$0	\$0	\$0	FY16	\$0	\$4,424
Low	0	MRSPP-3	0	Evaluation Pending	12	0	0	0	0	0	\$0	\$0	\$0	\$0	\$0	\$0	\$0	\$0	FY11-Comp. IRP		\$0
Not Evaluated	0	MRSPP-4	0	No Known/Suspected	0	4	1	0	1	0	\$24	\$86	\$0	\$79	\$0	\$48	\$0	\$0	FY11-Comp. MMRP		\$211,444
Not Required	0	MRSPP-5	0	No Longer Required	4	Total					\$993	\$4,353	\$0	\$273	\$0	\$108	\$0	\$16	FY11-Complete		
Total IRP Sites	8	MRSPP-6	0	Total MRSs	16																
Total Number of IRP Installations with Sites																4					
Total Number of MMRP Installations with Sites																16					

Note: Totals reflect installation project funding allocated to individual sites and do not include program management and other support costs.

Table E-5 Status of State IRP/MMRP Summary as of September 30, 2010

	Phase	Completed		Underway		Future		Costs Through FY10 (\$000)		FY10 Funds Obligated (\$000)		FY11 Execution Planned (\$000)		FY12 Planning Estimate (\$000)		Estimated Costs (\$000)		
		IRP	MMRP	IRP	MMRP	IRP	MMRP	IRP	MMRP	IRP	MMRP	IRP	MMRP	IRP	MMRP	Fiscal Year	IRP	MMRP
		Sites (Actions)								IRP	MMRP	IRP	MMRP	IRP	MMRP	IRP	MMRP	

Illinois

Active Installations

IRP Sites and MRSs by Classification					Study	436	19	21	23	24	1	\$55,879	\$5,385	\$1,027	\$1,446	\$209	\$1,220	\$144	\$152	FY13	\$4,438	\$9,242	
Response Complete	407	Response Complete	18		IRA	29(34)	3(3)	0	0			\$7,518	\$11	\$0	\$0	\$0	\$0	\$0	\$0	FY14	\$5,660	\$3,679	
High	1	MRSPP-1	0	MRSPP-7	0	Design	38	1	20	0	10	7	\$6,867	\$0	\$0	\$0	\$24	\$0	\$20	\$113	FY15	\$5,314	\$499
Medium	12	MRSPP-2	0	MRSPP-8	0	RA-C	43	1	25	0	11	8	\$105,838	\$7	\$0	\$0	\$5,474	\$0	\$1,115	\$0	FY16	\$11,619	\$1,748
Low	28	MRSPP-3	0	Evaluation Pending	25	RA-O	5	0	5	0	25	0	\$45,569	\$725	\$745	\$725	\$6,128	\$0	\$1,292	\$0	FY11-Comp. IRP		\$96,163
Not Evaluated	20	MRSPP-4	0	No Known/Suspected	0	LTM	4	0	11	3	24	3	\$5,532	\$0	\$1,326	\$0	\$501	\$209	\$1,043	\$0	FY11-Comp. MMRP		\$229,690
Not Required	13	MRSPP-5	0	No Longer Required	18																		
Total IRP Sites	481	MRSPP-6	0	Total MRSs	43							Total	\$227,203	\$6,128	\$3,098	\$2,171	\$12,336	\$1,429	\$3,614	\$265	FY11-Complete		\$325,853
Total Number of IRP Installations with Sites					48																		
Total Number of MMRP Installations with Sites					7																		

BRAC Installations

IRP Sites and MRSs by Classification					Study	251	18	91	15	0	0	\$120,363	\$10,644	\$1,262	\$247	\$980	\$830	\$0	\$0	FY13	\$8,878	\$346	
Response Complete	228	Response Complete	18		IRA	40(60)	0	6(9)	1(1)			\$43,804	\$109	\$1,241	\$109	\$1,839	\$0	\$0	\$0	FY14	\$12,177	\$2,851	
High	19	MRSPP-1	0	MRSPP-7	2	Design	12	0	1	0	40	4	\$15,066	\$4,910	\$0	\$0	\$40	\$0	\$403	\$0	FY15	\$10,025	\$1,011
Medium	14	MRSPP-2	1	MRSPP-8	0	RA-C	31	0	8	0	60	13	\$123,289	\$0	\$167	\$0	\$1,934	\$0	\$7,188	\$0	FY16	\$4,779	\$0
Low	42	MRSPP-3	3	Evaluation Pending	2	RA-O	0	0	3	0	26	2	\$3,832	\$500	\$0	\$0	\$0	\$0	\$387	\$0	FY11-Comp. IRP		\$76,928
Not Evaluated	37	MRSPP-4	0	No Known/Suspected	1	LTM	0	0	14	0	39	13	\$7,417	\$1	\$858	\$0	\$171	\$0	\$640	\$0	FY11-Comp. MMRP		\$20,012
Not Required	2	MRSPP-5	4	No Longer Required	18																		
Total IRP Sites	342	MRSPP-6	2	Total MRSs	33							Total	\$313,771	\$16,164	\$3,528	\$356	\$4,964	\$830	\$8,618	\$0	FY11-Complete		\$96,940
Total Number of IRP Installations with Sites					8																		
Total Number of MMRP Installations with Sites					4																		

Formerly Used Defense Sites

IRP Sites and MRSs by Classification					Study	79	11	13	3	2	0	\$42,042	\$2,413	\$1,291	\$1	\$1,699	\$54	\$1,955	\$21	FY13	\$1,690	\$21	
Response Complete	74	Response Complete	11		IRA	9(9)	3(3)	0	0			\$554	\$3	\$0	\$0	\$0	\$0	\$0	\$0	FY14	\$2,204	\$21	
High	8	MRSPP-1	0	MRSPP-7	0	Design	60	0	2	1	7	2	\$6,011	\$126	\$252	\$0	\$494	\$0	\$56	\$0	FY15	\$1,377	\$1,249
Medium	7	MRSPP-2	0	MRSPP-8	0	RA-C	59	2	5	1	12	2	\$18,046	\$6,457	\$495	\$20	\$496	\$0	\$475	\$0	FY16	\$278	\$854
Low	1	MRSPP-3	0	Evaluation Pending	3	RA-O	0	0	0	0	5	0	\$0	\$0	\$0	\$0	\$0	\$0	\$0	\$0	FY11-Comp. IRP		\$35,969
Not Evaluated	0	MRSPP-4	0	No Known/Suspected	1	LTM	52	10	1	0	9	4	\$2,399	\$34	\$121	\$0	\$0	\$0	\$0	\$0	FY11-Comp. MMRP		\$38,405
Not Required	4	MRSPP-5	0	No Longer Required	10																		
Total IRP Sites	94	MRSPP-6	0	Total MRSs	14							Total	\$69,052	\$9,033	\$2,159	\$21	\$2,689	\$54	\$2,486	\$21	FY11-Complete		\$74,374
Total Number of IRP Installations with Sites					54																		
Total Number of MMRP Installations with Sites					14																		

Note: Totals reflect installation project funding allocated to individual sites and do not include program management and other support costs.

Table E-5 Status of State IRP/MMRP Summary as of September 30, 2010

	Phase	Completed		Underway		Future		Costs Through FY10 (\$000)		FY10 Funds Obligated (\$000)		FY11 Execution Planned (\$000)		FY12 Planning Estimate (\$000)		Estimated Costs (\$000)		
		IRP	MMRP	IRP	MMRP	IRP	MMRP	IRP	MMRP	IRP	MMRP	IRP	MMRP	IRP	MMRP	Fiscal Year	IRP	MMRP
		Sites (Actions)								IRP	MMRP	IRP	MMRP	IRP	MMRP	IRP	MMRP	

Indiana

Active Installations

IRP Sites and MRSs by Classification					Study	291	7	12	7	1	1	\$62,207	\$1,464	\$2,017	\$318	\$1,720	\$449	\$765	\$0	FY13	\$6,647	\$103	
Response Complete	277	Response Complete	7		IRA	29(44)	0	1(1)	0			\$36,846	\$0	\$648	\$0	\$662	\$514	\$367	\$494	FY14	\$1,936	\$2,211	
High	2	MRSPP-1	0	MRSPP-7	0	Design	26	1	1	0	5	4	\$3,980	\$0	\$0	\$68	\$0	\$37	\$0	FY15	\$2,671	\$53	
Medium	10	MRSPP-2	0	MRSPP-8	1	RA-C	31	2	1	0	8	4	\$35,685	\$0	\$110	\$0	\$812	\$0	\$1,429	\$0	FY16	\$2,253	\$54
Low	8	MRSPP-3	0	Evaluation Pending	11	RA-O	14	0	3	0	5	0	\$692	\$0	\$176	\$0	\$1,022	\$0	\$0	\$0	FY11-Comp. IRP		\$46,099
Not Evaluated	2	MRSPP-4	0	No Known/Suspected	0	LTM	7	0	9	0	18	1	\$1,446	\$0	\$68	\$0	\$745	\$0	\$984	\$0	FY11-Comp. MMRP		\$7,135
Not Required	5	MRSPP-5	0	No Longer Required	3																		
Total IRP Sites	304	MRSPP-6	0	Total MRSs	15							Total	\$140,856	\$1,464	\$3,019	\$318	\$5,029	\$963	\$3,582	\$494	FY11-Complete		\$53,234
Total Number of IRP Installations with Sites					25																		
Total Number of MMRP Installations with Sites					3																		

BRAC Installations

IRP Sites and MRSs by Classification					Study	147	21	2	1	0	0	\$34,708	\$508	\$176	\$0	\$0	\$0	\$0	\$0	FY13	\$516	\$6	
Response Complete	138	Response Complete	21		IRA	13(13)	0	1(1)	0			\$6,295	\$0	\$0	\$0	\$32	\$0	\$0	\$0	FY14	\$357	\$6	
High	0	MRSPP-1	0	MRSPP-7	0	Design	15	0	0	0	0	\$3,277	\$1,690	\$0	\$0	\$0	\$0	\$0	\$0	FY15	\$1,259	\$6	
Medium	1	MRSPP-2	0	MRSPP-8	0	RA-C	21	5	0	0	0	\$16,044	\$3,166	\$0	\$0	\$0	\$0	\$0	\$0	FY16	\$163	\$12	
Low	1	MRSPP-3	0	Evaluation Pending	1	RA-O	2	1	8	0	0	\$4,222	\$0	\$350	\$0	\$317	\$0	\$133	\$0	FY11-Comp. IRP		\$6,021	
Not Evaluated	0	MRSPP-4	0	No Known/Suspected	0	LTM	0	0	15	2	0	\$3,918	\$9	\$204	\$6	\$328	\$12	\$180	\$6	FY11-Comp. MMRP		\$216	
Not Required	9	MRSPP-5	0	No Longer Required	21							Total	\$68,464	\$5,373	\$730	\$6	\$677	\$12	\$313	\$6	FY11-Complete		\$6,237
Total IRP Sites	149	MRSPP-6	0	Total MRSs	22																		
Total Number of IRP Installations with Sites					6																		
Total Number of MMRP Installations with Sites					3																		

Formerly Used Defense Sites

IRP Sites and MRSs by Classification					Study	34	2	2	1	1	0	\$9,058	\$405	\$1,779	\$0	\$409	\$297	\$597	\$798	FY13	\$500	\$11,118	
Response Complete	34	Response Complete	2		IRA	1(1)	1(1)	0	0			\$2,980	\$0	\$0	\$0	\$0	\$0	\$0	\$0	FY14	\$162	\$853	
High	1	MRSPP-1	0	MRSPP-7	0	Design	20	0	1	1	0	\$644	\$65	\$0	\$0	\$0	\$0	\$0	\$0	FY15	\$543	\$0	
Medium	0	MRSPP-2	0	MRSPP-8	0	RA-C	24	0	0	1	1	\$5,313	\$57	\$0	\$0	\$0	\$0	\$0	\$0	FY16	\$0	\$0	
Low	0	MRSPP-3	0	Evaluation Pending	1	RA-O	0	0	0	0	0	\$0	\$0	\$0	\$0	\$0	\$0	\$0	\$0	FY11-Comp. IRP		\$9,724	
Not Evaluated	1	MRSPP-4	0	No Known/Suspected	0	LTM	13	2	1	0	2	\$668	\$13	\$57	\$0	\$0	\$0	\$0	\$0	FY11-Comp. MMRP		\$23,224	
Not Required	1	MRSPP-5	0	No Longer Required	2							Total	\$18,663	\$540	\$1,836	\$0	\$409	\$297	\$597	\$798	FY11-Complete		\$32,948
Total IRP Sites	37	MRSPP-6	0	Total MRSs	3																		
Total Number of IRP Installations with Sites					17																		
Total Number of MMRP Installations with Sites					3																		

Note: Totals reflect installation project funding allocated to individual sites and do not include program management and other support costs.

Table E-5 Status of State IRP/MMRP Summary as of September 30, 2010

	Phase	Completed		Underway		Future		Costs Through FY10 (\$000)		FY10 Funds Obligated (\$000)		FY11 Execution Planned (\$000)		FY12 Planning Estimate (\$000)		Estimated Costs (\$000)		
		IRP	MMRP	IRP	MMRP	IRP	MMRP	IRP	MMRP	IRP	MMRP	IRP	MMRP	IRP	MMRP	Fiscal Year	IRP	MMRP
		Sites (Actions)						IRP	MMRP	IRP	MMRP	IRP	MMRP	IRP	MMRP			

Iowa

Active Installations

IRP Sites and MRSs by Classification						Study	187	0	3	19	0	0	\$30,703	\$3,564	\$0	\$284	\$978	\$638	\$0	\$0	FY13	\$463	\$5,743
Response Complete	174	Response Complete	0			IRA	12(15)	0	0	0			\$11,022	\$0	\$0	\$0	\$0	\$0	\$0	\$0	FY14	\$42	\$2,220
High	0	MRSPP-1	0	MRSPP-7	0	Design	31	0	0	0	2	8	\$11,203	\$0	\$0	\$0	\$0	\$0	\$164	\$149	FY15	\$0	\$0
Medium	2	MRSPP-2	0	MRSPP-8	0	RA-C	32	0	2	0	2	8	\$46,169	\$0	\$0	\$0	\$501	\$0	\$0	\$0	FY16	\$0	\$0
Low	0	MRSPP-3	2	Evaluation Pending	11	RA-O	2	0	12	0	1	0	\$4,566	\$0	\$1,978	\$0	\$25	\$0	\$534	\$0	FY11-Comp. IRP		\$16,910
Not Evaluated	3	MRSPP-4	0	No Known/Suspected	4	LTM	0	0	1	0	0	8	\$3,874	\$0	\$0	\$0	\$0	\$0	\$0	\$0	FY11-Comp. MMRP		\$11,599
Not Required	11	MRSPP-5	1	No Longer Required	0																FY11-Complete		\$28,509
Total IRP Sites	190	MRSPP-6	1	Total MRSs	19								Total	\$107,537	\$3,564	\$1,978	\$284	\$1,504	\$638	\$698	\$149		
Total Number of IRP Installations with Sites												27											
Total Number of MMRP Installations with Sites												2											

BRAC Installations

IRP Sites and MRSs by Classification						Study	8	0	0	0	0	0	\$1,488	\$0	\$0	\$0	\$0	\$0	\$0	\$0	FY13	\$0	\$0
Response Complete	8	Response Complete	0			IRA	0	0	0	0			\$0	\$0	\$0	\$0	\$0	\$0	\$0	\$0	FY14	\$0	\$0
High	0	MRSPP-1	0	MRSPP-7	0	Design	4	0	0	0	0	0	\$0	\$0	\$0	\$0	\$0	\$0	\$0	\$0	FY15	\$0	\$0
Medium	0	MRSPP-2	0	MRSPP-8	0	RA-C	7	0	0	0	0	0	\$5,245	\$0	\$0	\$0	\$0	\$0	\$0	\$0	FY16	\$0	\$0
Low	0	MRSPP-3	0	Evaluation Pending	0	RA-O	0	0	0	0	0	0	\$0	\$0	\$0	\$0	\$0	\$0	\$0	\$0	FY11-Comp. IRP		\$0
Not Evaluated	0	MRSPP-4	0	No Known/Suspected	0	LTM	1	0	0	0	0	0	\$46	\$0	\$0	\$0	\$0	\$0	\$0	\$0	FY11-Comp. MMRP		\$0
Not Required	0	MRSPP-5	0	No Longer Required	0																FY11-Complete		\$0
Total IRP Sites	8	MRSPP-6	0	Total MRSs	0								Total	\$6,779	\$0	\$0	\$0	\$0	\$0	\$0	\$0		
Total Number of IRP Installations with Sites												1											
Total Number of MMRP Installations with Sites												0											

Formerly Used Defense Sites

IRP Sites and MRSs by Classification						Study	13	5	0	3	0	0	\$1,912	\$1,022	\$35	\$96	\$0	\$0	\$0	\$0	FY13	\$0	\$0
Response Complete	13	Response Complete	3			IRA	2(2)	0	0	0			\$1,500	\$0	\$0	\$0	\$0	\$0	\$0	\$0	FY14	\$0	\$0
High	0	MRSPP-1	0	MRSPP-7	0	Design	8	0	0	0	0	4	\$118	\$0	\$0	\$0	\$0	\$0	\$0	\$0	FY15	\$0	\$0
Medium	0	MRSPP-2	0	MRSPP-8	0	RA-C	12	1	0	0	0	4	\$3,007	\$7	\$0	\$0	\$0	\$0	\$0	\$0	FY16	\$0	\$0
Low	0	MRSPP-3	0	Evaluation Pending	5	RA-O	0	0	0	0	0	0	\$0	\$0	\$0	\$0	\$0	\$0	\$0	\$0	FY11-Comp. IRP		\$466
Not Evaluated	0	MRSPP-4	0	No Known/Suspected	0	LTM	3	1	0	0	1	1	\$11	\$1	\$5	\$0	\$20	\$0	\$20	\$0	FY11-Comp. MMRP		\$5,795
Not Required	0	MRSPP-5	0	No Longer Required	3																FY11-Complete		\$6,261
Total IRP Sites	13	MRSPP-6	0	Total MRSs	8								Total	\$6,548	\$1,030	\$40	\$96	\$20	\$0	\$20	\$0		
Total Number of IRP Installations with Sites												8											
Total Number of MMRP Installations with Sites												6											

Note: Totals reflect installation project funding allocated to individual sites and do not include program management and other support costs.

Table E-5 Status of State IRP/MMRP Summary as of September 30, 2010

Phase	Completed		Underway		Future		Costs Through FY10 (\$000)	FY10 Funds Obligated (\$000)		FY11 Execution Planned (\$000)		FY12 Planning Estimate (\$000)		Estimated Costs (\$000)												
	IRP	MMRP	IRP	MMRP	IRP	MMRP		IRP	MMRP	IRP	MMRP	IRP	MMRP	Fiscal Year	IRP	MMRP										
	Sites (Actions)						IRP	MMRP	IRP	MMRP	IRP	MMRP	IRP	MMRP												
Johnston Atoll																										
Active Installations																										
IRP Sites and MRSs by Classification																										
Response Complete	10	Response Complete	0				IRA	2(3)	0	0	0	0	0	\$1,309	\$0	\$0	\$0	\$0	\$0	\$0	\$0	\$0	FY13	\$998	\$0	
High	0	MRSPP-1	0	MRSPP-7	0		Design	3	0	0	0	0	0	\$4,103	\$0	\$0	\$0	\$0	\$0	\$0	\$0	\$0	FY15	\$0	\$0	
Medium	0	MRSPP-2	0	MRSPP-8	0		RA-C	2	0	0	0	0	0	\$20,659	\$0	\$0	\$0	\$0	\$0	\$0	\$0	\$0	FY16	\$0	\$0	
Low	0	MRSPP-3	0	Evaluation Pending	0		RA-O	1	0	0	0	0	0	\$1,492	\$0	\$0	\$0	\$0	\$0	\$0	\$0	\$0	FY11-Comp. IRP	\$1,831		
Not Evaluated	0	MRSPP-4	0	No Known/Suspected	0		LTM	4	0	4	0	0	0	\$4,903	\$0	\$0	\$0	\$0	\$0	\$0	\$0	\$0	FY11-Comp. MMRP	\$0		
Not Required	0	MRSPP-5	0	No Longer Required	0																					
Total IRP Sites	10	MRSPP-6	0	Total MRSs	0									Total	\$43,018	\$0	\$0	\$0	\$0	\$0	\$0	\$0	\$0	FY11-Complete	\$1,831	
Total Number of IRP Installations with Sites																										
2																										
Total Number of MMRP Installations with Sites																										
0																										

Note: Totals reflect installation project funding allocated to individual sites and do not include program management and other support costs.

Table E-5 Status of State IRP/MMRP Summary as of September 30, 2010

Phase	Completed		Underway		Future		Costs Through FY10 (\$000)		FY10 Funds Obligated (\$000)		FY11 Execution Planned (\$000)		FY12 Planning Estimate (\$000)		Estimated Costs (\$000)		
	IRP	MMRP	IRP	MMRP	IRP	MMRP	IRP	MMRP	IRP	MMRP	IRP	MMRP	IRP	MMRP	Fiscal Year	IRP	MMRP
	Sites (Actions)						IRP	MMRP	IRP	MMRP	IRP	MMRP	IRP	MMRP			

Kansas

Active Installations

IRP Sites and MRSs by Classification				Study	391	6	16	11	9	0	\$123,902	\$14,704	\$2,382	\$2,164	\$351	\$709	\$105	\$149	FY13	\$11,753	\$1,289		
Response Complete	385	Response Complete	5	IRA	37(44)	0	4(4)	1(1)			\$15,335	\$0	\$762	\$0	\$617	\$2,203	\$528	\$0	FY14	\$2,157	\$815		
High	1	MRSPP-1	0	MRSPP-7	0	Design	49	0	2	0	1	7	\$7,567	\$0	\$0	\$0	\$36	\$115	\$0	FY15	\$2,228	\$70	
Medium	1	MRSPP-2	0	MRSPP-8	0	RA-C	74	0	3	0	1	8	\$106,157	\$0	\$0	\$50	\$1,145	\$4,679	\$0	FY16	\$2,041	\$63	
Low	12	MRSPP-3	1	Evaluation Pending	9	RA-O	0	0	5	0	6	0	\$11,234	\$0	\$91	\$0	\$0	\$0	\$0	FY11-Comp. IRP		\$33,406	
Not Evaluated	12	MRSPP-4	2	No Known/Suspected	0	LTM	27	0	27	0	15	6	\$17,781	\$0	\$3,465	\$0	\$1,046	\$0	\$878	\$0	FY11-Comp. MMRP		\$8,383
Not Required	5	MRSPP-5	0	No Longer Required	5																		
Total IRP Sites	416	MRSPP-6	0	Total MRSs	17							Total	\$281,976	\$14,704	\$6,700	\$2,164	\$2,064	\$4,093	\$6,365	\$149	FY11-Complete		\$41,789
Total Number of IRP Installations with Sites																38							
Total Number of MMRP Installations with Sites																5							

BRAC Installations

IRP Sites and MRSs by Classification				Study	14	0	2	1	0	0	\$784	\$178	\$117	\$0	\$0	\$0	\$0	\$0	FY13	\$1,134	\$0		
Response Complete	3	Response Complete	0	IRA	1(2)	0	0	0			\$0	\$0	\$0	\$0	\$0	\$0	\$0	\$0	FY14	\$534	\$0		
High	3	MRSPP-1	0	MRSPP-7	0	Design	6	0	0	0	0	0	\$0	\$0	\$0	\$0	\$0	\$0	FY15	\$1,102	\$0		
Medium	0	MRSPP-2	0	MRSPP-8	0	RA-C	12	0	2	0	2	0	\$6,143	\$0	\$996	\$0	\$339	\$0	\$67	FY16	\$336	\$0	
Low	0	MRSPP-3	0	Evaluation Pending	0	RA-O	0	0	10	0	0	0	\$1,254	\$0	\$635	\$0	\$611	\$0	\$1,892	\$0	FY11-Comp. IRP		\$6,015
Not Evaluated	1	MRSPP-4	0	No Known/Suspected	0	LTM	3	0	0	0	0	0	\$1,052	\$0	\$0	\$0	\$0	\$0	\$0	FY11-Comp. MMRP		\$0	
Not Required	9	MRSPP-5	0	No Longer Required	0																		
Total IRP Sites	16	MRSPP-6	1	Total MRSs	1							Total	\$9,233	\$178	\$1,748	\$0	\$950	\$0	\$1,959	\$0	FY11-Complete		\$6,015
Total Number of IRP Installations with Sites																1							
Total Number of MMRP Installations with Sites																1							

Formerly Used Defense Sites

IRP Sites and MRSs by Classification				Study	50	23	19	31	1	0	\$44,752	\$7,233	\$937	\$287	\$5,474	\$2,542	\$689	\$8	FY13	\$6,104	\$457		
Response Complete	44	Response Complete	22	IRA	8(8)	0	0	0			\$5,363	\$0	\$0	\$0	\$0	\$0	\$0	\$0	FY14	\$7,499	\$2,411		
High	10	MRSPP-1	0	MRSPP-7	3	Design	17	0	1	0	18	29	\$3,306	\$0	\$70	\$0	\$64	\$0	\$510	\$0	FY15	\$8,983	\$0
Medium	6	MRSPP-2	0	MRSPP-8	1	RA-C	28	4	5	0	19	30	\$28,206	\$28	\$2,976	\$0	\$321	\$0	\$97	\$0	FY16	\$11,917	\$0
Low	5	MRSPP-3	0	Evaluation Pending	28	RA-O	0	0	2	0	15	0	\$1,842	\$0	\$1,842	\$0	\$886	\$0	\$478	\$0	FY11-Comp. IRP		\$142,016
Not Evaluated	0	MRSPP-4	0	No Known/Suspected	1	LTM	25	7	1	0	15	15	\$863	\$32	\$119	\$0	\$168	\$0	\$188	\$0	FY11-Comp. MMRP		\$100,213
Not Required	5	MRSPP-5	0	No Longer Required	21																		
Total IRP Sites	70	MRSPP-6	0	Total MRSs	54							Total	\$84,332	\$7,293	\$5,944	\$287	\$6,913	\$2,542	\$1,962	\$8	FY11-Complete		\$242,229
Total Number of IRP Installations with Sites																41							
Total Number of MMRP Installations with Sites																47							

Note: Totals reflect installation project funding allocated to individual sites and do not include program management and other support costs.

Table E-5 Status of State IRP/MMRP Summary as of September 30, 2010

	Phase	Completed		Underway		Future		Costs Through FY10 (\$000)		FY10 Funds Obligated (\$000)		FY11 Execution Planned (\$000)		FY12 Planning Estimate (\$000)		Estimated Costs (\$000)		
		IRP	MMRP	IRP	MMRP	IRP	MMRP	IRP	MMRP	IRP	MMRP	IRP	MMRP	IRP	MMRP	Fiscal Year	IRP	MMRP
		Sites (Actions)								IRP	MMRP	IRP	MMRP	IRP	MMRP	IRP	MMRP	

Kentucky

Active Installations

IRP Sites and MRSs by Classification				Study	280	10	2	9	0	0	\$56,955	\$2,711	\$876	\$1,365	\$0	\$294	\$0	\$56	FY13	\$611	\$57
Response Complete	271	Response Complete	10	IRA	17(22)	0	0	0			\$8,239	\$0	\$0	\$0	\$0	\$0	\$0	\$0	FY14	\$373	\$514
High	0	MRSPP-1	0	MRSPP-7	0	0	0	0	2	\$1,870	\$0	\$0	\$0	\$0	\$0	\$0	\$0	\$0	FY15	\$375	\$53
Medium	0	MRSPP-2	0	MRSPP-8	0	0	0	1	2	\$21,411	\$0	\$0	\$0	\$0	\$0	\$0	\$0	\$0	FY16	\$434	\$4,133
Low	0	MRSPP-3	0	Evaluation Pending	3	0	8	0	0	\$1,842	\$0	\$191	\$0	\$179	\$0	\$281	\$0	\$0	FY11-Comp. IRP		\$6,555
Not Evaluated	3	MRSPP-4	1	No Known/Suspected	0	0	0	0	1	\$6,258	\$0	\$534	\$0	\$178	\$0	\$107	\$0	\$0	FY11-Comp. MMRP		\$5,834
Not Required	8	MRSPP-5	5	No Longer Required	10														FY11-Complete		\$12,389
Total IRP Sites	282	MRSPP-6	0	Total MRSs	19					Total	\$96,575	\$2,711	\$1,601	\$1,365	\$357	\$294	\$388	\$56			
Total Number of IRP Installations with Sites																					
Total Number of MMRP Installations with Sites																					

BRAC Installations

IRP Sites and MRSs by Classification				Study	73	0	0	0	0	0	\$12,259	\$0	\$0	\$0	\$0	\$0	\$0	\$0	FY13	\$112	\$0
Response Complete	70	Response Complete	0	IRA	22(28)	0	0	0			\$9,293	\$0	\$0	\$0	\$0	\$0	\$0	\$0	FY14	\$109	\$0
High	0	MRSPP-1	0	MRSPP-7	0	0	0	0	0	\$1,344	\$0	\$0	\$0	\$0	\$0	\$0	\$0	\$0	FY15	\$116	\$0
Medium	0	MRSPP-2	0	MRSPP-8	0	0	0	0	0	\$20,256	\$0	\$0	\$0	\$0	\$0	\$0	\$0	\$0	FY16	\$117	\$0
Low	0	MRSPP-3	0	Evaluation Pending	0	0	0	0	0	\$187	\$0	\$0	\$0	\$0	\$0	\$0	\$0	\$0	FY11-Comp. IRP		\$3,771
Not Evaluated	0	MRSPP-4	0	No Known/Suspected	0	0	0	0	0	\$4,252	\$0	\$49	\$0	\$88	\$0	\$157	\$0	\$0	FY11-Comp. MMRP		\$0
Not Required	3	MRSPP-5	0	No Longer Required	0														FY11-Complete		\$3,771
Total IRP Sites	73	MRSPP-6	0	Total MRSs	0					Total	\$47,591	\$0	\$49	\$0	\$88	\$0	\$157	\$0			
Total Number of IRP Installations with Sites																					
Total Number of MMRP Installations with Sites																					

Formerly Used Defense Sites

IRP Sites and MRSs by Classification				Study	8	0	4	2	0	0	\$6,400	\$432	\$479	\$0	\$970	\$584	\$925	\$0	FY13	\$9,224	\$0
Response Complete	7	Response Complete	0	IRA	1(1)	0	0	0			\$855	\$0	\$0	\$0	\$0	\$0	\$0	\$0	FY14	\$2,103	\$0
High	3	MRSPP-1	0	MRSPP-7	0	0	0	4	2	\$63	\$0	\$0	\$0	\$0	\$0	\$0	\$0	\$0	FY15	\$7,154	\$0
Medium	0	MRSPP-2	1	MRSPP-8	0	0	1	0	2	\$3,094	\$0	\$336	\$0	\$284	\$0	\$2,572	\$0	\$0	FY16	\$0	\$0
Low	0	MRSPP-3	0	Evaluation Pending	1	0	0	0	0	\$0	\$0	\$0	\$0	\$0	\$0	\$0	\$0	\$0	FY11-Comp. IRP		\$47,838
Not Evaluated	1	MRSPP-4	0	No Known/Suspected	0	0	0	0	2	\$230	\$0	\$60	\$0	\$10	\$0	\$0	\$0	\$0	FY11-Comp. MMRP		\$24,497
Not Required	1	MRSPP-5	0	No Longer Required	0														FY11-Complete		\$72,335
Total IRP Sites	12	MRSPP-6	0	Total MRSs	2					Total	\$10,642	\$432	\$875	\$0	\$1,264	\$584	\$3,497	\$0			
Total Number of IRP Installations with Sites																					
Total Number of MMRP Installations with Sites																					

Note: Totals reflect installation project funding allocated to individual sites and do not include program management and other support costs.

Table E-5 Status of State IRP/MMRP Summary as of September 30, 2010

	Phase	Completed		Underway		Future		Costs Through FY10 (\$000)		FY10 Funds Obligated (\$000)		FY11 Execution Planned (\$000)		FY12 Planning Estimate (\$000)		Estimated Costs (\$000)		
		IRP	MMRP	IRP	MMRP	IRP	MMRP	IRP	MMRP	IRP	MMRP	IRP	MMRP	IRP	MMRP	Fiscal Year	IRP	MMRP
		Sites (Actions)								IRP	MMRP	IRP	MMRP	IRP	MMRP	IRP	MMRP	

Louisiana

Active Installations

IRP Sites and MRSs by Classification					Study	171	27	18	16	33	0	\$39,555	\$10,328	\$794	\$1,176	\$359	\$2,804	\$442	\$1,090	FY13	\$2,198	\$1,791	
Response Complete	161	Response Complete	21		IRA	18(24)	0	7(7)	0			\$49,838	\$107	\$327	\$107	\$313	\$53	\$0	\$0	FY14	\$3,038	\$1,092	
High	0	MRSPP-1	0	MRSPP-7	0	Design	20	0	1	0	13	15	\$1,148	\$0	\$0	\$0	\$903	\$120	\$0	\$737	FY15	\$13,010	\$269
Medium	0	MRSPP-2	0	MRSPP-8	0	RA-C	22	0	1	0	14	15	\$19,013	\$0	\$0	\$0	\$0	\$0	\$6,206	\$9,986	FY16	\$1,805	\$257
Low	6	MRSPP-3	0	Evaluation Pending	19	RA-O	10	0	6	0	12	15	\$6,171	\$0	\$47	\$0	\$144	\$0	\$638	\$0	FY11-Comp. IRP		\$37,247
Not Evaluated	48	MRSPP-4	0	No Known/Suspected	0	LTM	22	0	5	0	14	16	\$9,815	\$0	\$570	\$0	\$276	\$5	\$1,137	\$3	FY11-Comp. MMRP		\$20,299
Not Required	7	MRSPP-5	3	No Longer Required	21																FY11-Complete		\$57,546
Total IRP Sites	222	MRSPP-6	0	Total MRSs	43							Total	\$125,540	\$10,435	\$1,738	\$1,283	\$1,995	\$2,982	\$8,423	\$11,816			
Total Number of IRP Installations with Sites										26													
Total Number of MMRP Installations with Sites										5													

BRAC Installations

IRP Sites and MRSs by Classification					Study	56	7	0	1	0	0	\$12,687	\$498	\$0	\$156	\$0	\$0	\$0	\$0	\$0	FY13	\$34	\$0
Response Complete	55	Response Complete	5		IRA	18(20)	0	0	0			\$3,859	\$0	\$0	\$0	\$0	\$0	\$0	\$0	\$0	FY14	\$35	\$0
High	0	MRSPP-1	0	MRSPP-7	0	Design	2	0	0	0	0	\$3,303	\$0	\$0	\$0	\$0	\$0	\$0	\$0	\$0	FY15	\$35	\$0
Medium	0	MRSPP-2	0	MRSPP-8	0	RA-C	2	2	0	0	0	\$12,351	\$0	\$0	\$0	\$0	\$0	\$0	\$0	\$0	FY16	\$52	\$0
Low	0	MRSPP-3	0	Evaluation Pending	3	RA-O	0	0	1	2	0	\$2,881	\$0	\$1,097	\$0	\$449	\$0	\$279	\$0	\$0	FY11-Comp. IRP		\$3,408
Not Evaluated	0	MRSPP-4	0	No Known/Suspected	0	LTM	0	0	39	0	1	0	\$3,786	\$0	\$1,130	\$0	\$0	\$0	\$0	\$0	FY11-Comp. MMRP		\$0
Not Required	1	MRSPP-5	0	No Longer Required	5							Total	\$38,867	\$498	\$2,227	\$156	\$449	\$0	\$279	\$0	FY11-Complete		\$3,408
Total IRP Sites	56	MRSPP-6	0	Total MRSs	8																		
Total Number of IRP Installations with Sites										2													
Total Number of MMRP Installations with Sites										1													

Formerly Used Defense Sites

IRP Sites and MRSs by Classification					Study	20	6	0	10	1	0	\$1,505	\$4,413	\$0	\$322	\$0	\$335	\$0	\$283	FY13	\$0	\$0	
Response Complete	20	Response Complete	6		IRA	1(1)	1(1)	0	1(1)			\$1,109	\$50	\$0	\$50	\$0	\$0	\$0	\$0	\$0	FY14	\$0	\$0
High	0	MRSPP-1	0	MRSPP-7	0	Design	16	0	0	0	0	10	\$2,575	\$0	\$0	\$0	\$0	\$0	\$0	\$0	FY15	\$0	\$0
Medium	0	MRSPP-2	0	MRSPP-8	0	RA-C	18	0	1	1	0	9	\$6,829	\$7,411	\$0	\$0	\$0	\$0	\$0	\$0	FY16	\$0	\$0
Low	0	MRSPP-3	0	Evaluation Pending	10	RA-O	0	0	0	0	0	0	\$0	\$0	\$0	\$0	\$0	\$0	\$0	\$0	FY11-Comp. IRP		\$6,938
Not Evaluated	0	MRSPP-4	0	No Known/Suspected	0	LTM	8	0	0	0	0	7	\$17	\$0	\$17	\$0	\$0	\$0	\$0	\$0	FY11-Comp. MMRP		\$112,786
Not Required	1	MRSPP-5	0	No Longer Required	6							Total	\$12,035	\$11,874	\$17	\$372	\$0	\$335	\$0	\$283	FY11-Complete		\$119,724
Total IRP Sites	21	MRSPP-6	0	Total MRSs	16																		
Total Number of IRP Installations with Sites										11													
Total Number of MMRP Installations with Sites										16													

Note: Totals reflect installation project funding allocated to individual sites and do not include program management and other support costs.

Table E-5 Status of State IRP/MMRP Summary as of September 30, 2010

Phase	Completed		Underway		Future		Costs Through FY10 (\$000)		FY10 Funds Obligated (\$000)		FY11 Execution Planned (\$000)		FY12 Planning Estimate (\$000)		Estimated Costs (\$000)		
	IRP	MMRP	IRP	MMRP	IRP	MMRP	IRP	MMRP	IRP	MMRP	IRP	MMRP	IRP	MMRP	Fiscal Year	IRP	MMRP
	Sites (Actions)						IRP	MMRP	IRP	MMRP	IRP	MMRP	IRP	MMRP			

Maine

Active Installations

IRP Sites and MRSs by Classification						Study	81	2	10	16	6	0	\$41,007	\$1,438	\$1,137	\$752	\$1,716	\$808	\$1,442	\$0	FY13	\$4,924	\$2,025	
Response Complete	76	Response Complete	1			IRA	13(18)	0	3(3)	0			\$42,341	\$0	\$1,735	\$0	\$547	\$0	\$1,038	\$0	FY14	\$8,381	\$0	
High	9	MRSPP-1	0	MRSPP-7	0	Design	10	0	1	0	3	4	\$2,869	\$0	\$0	\$0	\$142	\$0	\$0	\$0	FY15	\$5,297	\$0	
Medium	0	MRSPP-2	0	MRSPP-8	0	RA-C	16	0	2	0	5	4	\$39,315	\$0	\$155	\$0	\$1,703	\$0	\$2,038	\$0	FY16	\$8,559	\$13	
Low	1	MRSPP-3	0	Evaluation Pending	17	RA-O	3	0	1	0	6	0	\$14,235	\$0	\$130	\$0	\$0	\$0	\$616	\$0	FY11-Comp. IRP		\$52,841	
Not Evaluated	8	MRSPP-4	0	No Known/Suspected	0	LTM	3	0	0	0	10	0	\$1,664	\$0	\$0	\$0	\$0	\$0	\$61	\$0	FY11-Comp. MMRP		\$6,553	
Not Required	3	MRSPP-5	0	No Longer Required	1																			
Total IRP Sites	97	MRSPP-6	0	Total MRSs	18								Total	\$141,431	\$1,438	\$3,157	\$752	\$4,108	\$808	\$5,195	\$0	FY11-Complete		\$59,394
Total Number of IRP Installations with Sites							10																	
Total Number of MMRP Installations with Sites							3																	

BRAC Installations

IRP Sites and MRSs by Classification						Study	74	9	0	2	0	0	\$22,447	\$3,895	\$0	\$765	\$164	\$0	\$0	\$0	FY13	\$324	\$0	
Response Complete	53	Response Complete	8			IRA	33(37)	0	0	0			\$9,758	\$0	\$2,131	\$0	\$0	\$0	\$0	\$0	FY14	\$1,410	\$3,940	
High	0	MRSPP-1	0	MRSPP-7	0	Design	15	0	1	1	0	1	\$3,727	\$0	\$0	\$0	\$105	\$0	\$0	\$0	FY15	\$323	\$0	
Medium	0	MRSPP-2	0	MRSPP-8	1	RA-C	17	1	1	0	1	2	\$72,225	\$0	\$0	\$0	\$0	\$810	\$0	\$0	FY16	\$2,667	\$0	
Low	1	MRSPP-3	0	Evaluation Pending	0	RA-O	11	0	18	0	1	0	\$52,155	\$161	\$1,246	\$0	\$1,280	\$0	\$4,111	\$0	FY11-Comp. IRP		\$55,135	
Not Evaluated	0	MRSPP-4	1	No Known/Suspected	0	LTM	2	0	11	0	0	0	\$4,482	\$0	\$0	\$0	\$0	\$0	\$2,260	\$0	FY11-Comp. MMRP		\$7,660	
Not Required	20	MRSPP-5	0	No Longer Required	8								Total	\$164,794	\$4,056	\$3,377	\$765	\$1,549	\$810	\$6,371	\$0	FY11-Complete		\$62,795
Total IRP Sites	74	MRSPP-6	1	Total MRSs	11																			
Total Number of IRP Installations with Sites							2																	
Total Number of MMRP Installations with Sites							2																	

Formerly Used Defense Sites

IRP Sites and MRSs by Classification						Study	55	21	9	13	4	0	\$16,273	\$2,306	\$1,195	\$198	\$1,842	\$427	\$1,294	\$0	FY13	\$2,346	\$0	
Response Complete	48	Response Complete	21			IRA	1(1)	1(1)	0	0			\$0	\$102	\$0	\$0	\$0	\$0	\$0	\$0	FY14	\$2,398	\$0	
High	6	MRSPP-1	0	MRSPP-7	0	Design	35	0	1	1	12	9	\$2,204	\$25	\$21	\$0	\$239	\$0	\$66	\$0	FY15	\$2,804	\$0	
Medium	2	MRSPP-2	0	MRSPP-8	0	RA-C	38	0	1	0	12	10	\$5,648	\$0	\$4	\$0	\$106	\$0	\$8	\$0	FY16	\$2,112	\$0	
Low	2	MRSPP-3	1	Evaluation Pending	11	RA-O	0	0	0	0	2	0	\$0	\$0	\$0	\$0	\$0	\$0	\$0	\$0	FY11-Comp. IRP		\$21,725	
Not Evaluated	2	MRSPP-4	0	No Known/Suspected	0	LTM	8	0	2	0	4	6	\$392	\$0	\$0	\$0	\$0	\$0	\$0	\$0	FY11-Comp. MMRP		\$49,579	
Not Required	8	MRSPP-5	1	No Longer Required	21								Total	\$24,517	\$2,433	\$1,220	\$198	\$2,187	\$427	\$1,368	\$0	FY11-Complete		\$71,304
Total IRP Sites	68	MRSPP-6	0	Total MRSs	34																			
Total Number of IRP Installations with Sites							42																	
Total Number of MMRP Installations with Sites							33																	

Note: Totals reflect installation project funding allocated to individual sites and do not include program management and other support costs.

Table E-5 Status of State IRP/MMRP Summary as of September 30, 2010

Phase	Completed		Underway		Future		Costs Through FY10 (\$000)		FY10 Funds Obligated (\$000)		FY11 Execution Planned (\$000)		FY12 Planning Estimate (\$000)		Estimated Costs (\$000)					
	IRP	MMRP	IRP	MMRP	IRP	MMRP	IRP	MMRP	IRP	MMRP	IRP	MMRP	IRP	MMRP	Fiscal Year	IRP	MMRP			
	Sites (Actions)						IRP	MMRP	IRP	MMRP	IRP	MMRP	IRP	MMRP						
Marshall Islands																				
Active Installations																				
IRP Sites and MRSs by Classification																				
Response Complete	0	Response Complete	1						\$0	\$0	\$0	\$0	\$0	\$0	\$0	\$0	\$0	FY13	\$0	\$0
High	0	MRSPP-1	0	MRSPP-7	0				\$0	\$0	\$0	\$0	\$0	\$0	\$0	\$0	\$0	FY14	\$0	\$0
Medium	0	MRSPP-2	0	MRSPP-8	0				\$0	\$0	\$0	\$0	\$0	\$0	\$0	\$0	\$0	FY15	\$0	\$0
Low	0	MRSPP-3	0	Evaluation Pending	0				\$0	\$0	\$0	\$0	\$0	\$0	\$0	\$0	\$0	FY16	\$0	\$0
Not Evaluated	0	MRSPP-4	0	No Known/Suspected	0				\$0	\$0	\$0	\$0	\$0	\$0	\$0	\$0	\$0	FY11-Comp. IRP		\$0
Not Required	0	MRSPP-5	0	No Longer Required	1				\$0	\$0	\$0	\$0	\$0	\$0	\$0	\$0	\$0	FY11-Comp. MMRP		\$0
Total IRP Sites	0	MRSPP-6	0	Total MRSs	1				Total	\$0	\$0	\$0	\$0	\$0	\$0	\$0	\$0	FY11-Complete		\$0
Total Number of IRP Installations with Sites																0				
Total Number of MMRP Installations with Sites																1				

Note: Totals reflect installation project funding allocated to individual sites and do not include program management and other support costs.

Table E-5 Status of State IRP/MMRP Summary as of September 30, 2010

	Phase	Completed		Underway		Future		Costs Through FY10 (\$000)	FY10 Funds Obligated (\$000)	FY11 Execution Planned (\$000)	FY12 Planning Estimate (\$000)	Estimated Costs (\$000)		
		IRP	MMRP	IRP	MMRP	IRP	MMRP					Fiscal Year	IRP	MMRP
		Sites (Actions)												

Maryland

Active Installations

IRP Sites and MRSs by Classification					Study	645	40	110	58	31	0	\$369,631	\$31,906	\$13,075	\$9,837	\$7,905	\$4,368	\$12,996	\$5,722	FY13	\$26,584	\$7,935
Response Complete	573	Response Complete	33		IRA	148(206)	2(2)	7(7)	5(5)			\$180,282	\$3,883	\$1,315	\$1,117	\$2,030	\$0	\$4	\$2,143	FY14	\$23,666	\$11,493
High	30	MRSPP-1	0	MRSPP-7	1	Design	116	0	80	2	28	\$29,224	\$0	\$624	\$0	\$715	\$0	\$926	\$24	FY15	\$14,013	\$21,615
Medium	78	MRSPP-2	10	MRSPP-8	7	RA-C	121	0	88	4	36	\$336,927	\$2,395	\$8,361	\$0	\$11,905	\$229	\$13,404	\$0	FY16	\$17,221	\$23,491
Low	24	MRSPP-3	6	Evaluation Pending	22	RA-O	15	0	63	1	18	\$52,309	\$0	\$10,299	\$0	\$35,301	\$0	\$9,948	\$0	FY11-Comp. IRP		\$328,371
Not Evaluated	37	MRSPP-4	5	No Known/Suspected	4	LTM	22	0	52	2	72	\$20,926	\$334	\$1,935	\$0	\$1,739	\$4	\$4,755	\$70	FY11-Comp. MMRP		\$239,534
Not Required	44	MRSPP-5	11	No Longer Required	29																	
Total IRP Sites	786	MRSPP-6	3	Total MRSs	98							\$989,299	\$38,518	\$35,609	\$10,954	\$59,595	\$4,601	\$42,033	\$7,959	FY11-Complete		\$567,905
Total Number of IRP Installations with Sites					42																	
Total Number of MMRP Installations with Sites					13																	

BRAC Installations

IRP Sites and MRSs by Classification					Study	68	9	1	0	0	0	\$31,848	\$66	\$0	\$0	\$0	\$0	\$0	\$0	\$0	FY13	\$371	\$260
Response Complete	62	Response Complete	9		IRA	4(4)	0	0	0			\$5,274	\$0	\$0	\$0	\$0	\$0	\$0	\$0	\$0	FY14	\$409	\$84
High	1	MRSPP-1	0	MRSPP-7	0	Design	23	1	0	0	0	\$5,806	\$1,475	\$0	\$0	\$0	\$0	\$0	\$0	\$0	FY15	\$200	\$84
Medium	0	MRSPP-2	0	MRSPP-8	0	RA-C	26	2	0	0	0	\$36,795	\$8,272	\$0	\$0	\$0	\$0	\$0	\$0	\$0	FY16	\$242	\$115
Low	0	MRSPP-3	0	Evaluation Pending	0	RA-O	1	0	5	0	0	\$6,450	\$0	\$389	\$0	\$220	\$0	\$142	\$0	FY11-Comp. IRP		\$3,151	
Not Evaluated	0	MRSPP-4	0	No Known/Suspected	0	LTM	5	1	7	4	0	\$2,553	\$2,851	\$197	\$188	\$269	\$1,446	\$370	\$138	FY11-Comp. MMRP		\$2,471	
Not Required	6	MRSPP-5	0	No Longer Required	9																		
Total IRP Sites	69	MRSPP-6	0	Total MRSs	9							\$88,726	\$12,664	\$586	\$188	\$489	\$1,446	\$512	\$138	FY11-Complete		\$5,622	
Total Number of IRP Installations with Sites					8																		
Total Number of MMRP Installations with Sites					2																		

Formerly Used Defense Sites

IRP Sites and MRSs by Classification					Study	43	8	1	4	0	1	\$4,250	\$1,915	\$56	\$5	\$300	\$0	\$39	\$0	FY13	\$1,990	\$0
Response Complete	40	Response Complete	8		IRA	1(1)	1(1)	0	0			\$0	\$0	\$0	\$0	\$0	\$0	\$0	\$0	FY14	\$1,226	\$0
High	2	MRSPP-1	0	MRSPP-7	0	Design	29	0	0	0	1	\$850	\$0	\$0	\$0	\$0	\$0	\$219	\$0	FY15	\$1,202	\$0
Medium	1	MRSPP-2	0	MRSPP-8	0	RA-C	27	0	0	0	2	\$6,152	\$0	\$0	\$0	\$0	\$0	\$145	\$0	FY16	\$689	\$0
Low	1	MRSPP-3	0	Evaluation Pending	5	RA-O	2	0	2	0	2	\$999	\$0	\$202	\$0	\$659	\$0	\$75	\$0	FY11-Comp. IRP		\$7,918
Not Evaluated	0	MRSPP-4	0	No Known/Suspected	0	LTM	16	7	2	1	2	\$421	\$130	\$0	\$1	\$0	\$0	\$0	\$0	FY11-Comp. MMRP		\$59,284
Not Required	0	MRSPP-5	0	No Longer Required	8																	
Total IRP Sites	44	MRSPP-6	0	Total MRSs	13							\$12,672	\$2,045	\$258	\$6	\$959	\$0	\$478	\$0	FY11-Complete		\$67,202
Total Number of IRP Installations with Sites					24																	
Total Number of MMRP Installations with Sites					12																	

Note: Totals reflect installation project funding allocated to individual sites and do not include program management and other support costs.

Table E-5 Status of State IRP/MMRP Summary as of September 30, 2010

	Phase	Completed		Underway		Future		Costs Through FY10 (\$000)	FY10 Funds Obligated (\$000)	FY11 Execution Planned (\$000)	FY12 Planning Estimate (\$000)	Estimated Costs (\$000)		
		IRP	MMRP	IRP	MMRP	IRP	MMRP					Fiscal Year	IRP	MMRP
		Sites (Actions)												

Massachusetts

Active Installations

IRP Sites and MRSs by Classification				Study	254	17	1	7	6	0	\$163,612	\$2,259	\$0	\$322	\$162	\$829	\$85	\$409	FY13	\$19,784	\$1,242	
Response Complete	221	Response Complete	17	IRA	65(127)	0	0	0			\$179,981	\$0	\$750	\$0	\$0	\$0	\$0	\$0	FY14	\$16,066	\$1,849	
High	2	MRSPP-1	0	MRSPP-7	0	Design	48	0	1	0	0	3	\$39,935	\$0	\$0	\$0	\$0	\$0	FY15	\$16,151	\$27	
Medium	1	MRSPP-2	0	MRSPP-8	0	RA-C	86	0	3	0	2	3	\$241,030	\$0	\$1,535	\$0	\$2,638	\$0	\$2,409	FY16	\$7,044	\$24
Low	1	MRSPP-3	0	Evaluation Pending	7	RA-O	10	0	30	0	2	0	\$228,409	\$0	\$50,401	\$0	\$27,884	\$0	\$18,323	FY11-Comp. IRP		\$200,947
Not Evaluated	6	MRSPP-4	0	No Known/Suspected	0	LTM	4	0	5	0	13	3	\$29,903	\$0	\$60	\$0	\$571	\$0	\$1,230	FY11-Comp. MMRP		\$6,453
Not Required	30	MRSPP-5	0	No Longer Required	17																	
Total IRP Sites	261	MRSPP-6	0	Total MRSs	24							Total	\$882,870	\$2,259	\$52,746	\$322	\$31,255	\$829	\$22,047	\$409	FY11-Complete	\$207,400
Total Number of IRP Installations with Sites								21														
Total Number of MMRP Installations with Sites								4														

BRAC Installations

IRP Sites and MRSs by Classification				Study	216	2	5	2	0	0	\$65,874	\$1,486	\$2,709	\$529	\$706	\$109	\$0	\$0	FY13	\$6,678	\$297	
Response Complete	209	Response Complete	0	IRA	39(46)	1(1)	1(1)	0			\$5,571	\$0	\$560	\$0	\$587	\$0	\$604	\$0	FY14	\$2,519	\$41	
High	3	MRSPP-1	0	MRSPP-7	0	Design	55	0	0	4	0	0	\$12,342	\$0	\$0	\$0	\$647	\$0	FY15	\$2,473	\$96	
Medium	3	MRSPP-2	0	MRSPP-8	0	RA-C	87	0	1	0	4	0	\$201,088	\$2,999	\$3,513	\$0	\$0	\$1,137	FY16	\$2,376	\$41	
Low	1	MRSPP-3	0	Evaluation Pending	4	RA-O	13	0	4	0	3	0	\$3,154	\$3,034	\$352	\$0	\$270	\$0	\$472	FY11-Comp. IRP		\$47,959
Not Evaluated	1	MRSPP-4	0	No Known/Suspected	0	LTM	16	0	10	0	5	2	\$28,817	\$0	\$273	\$0	\$1,338	\$0	\$1,028	FY11-Comp. MMRP		\$3,056
Not Required	4	MRSPP-5	0	No Longer Required	0																	
Total IRP Sites	221	MRSPP-6	0	Total MRSs	4							Total	\$316,846	\$7,519	\$7,407	\$529	\$3,548	\$109	\$3,241	\$39	FY11-Complete	\$51,015
Total Number of IRP Installations with Sites								15														
Total Number of MMRP Installations with Sites								2														

Formerly Used Defense Sites

IRP Sites and MRSs by Classification				Study	110	39	2	23	0	0	\$12,036	\$16,341	\$224	\$5,562	\$346	\$442	\$179	\$258	FY13	\$1,303	\$475		
Response Complete	102	Response Complete	38	IRA	6(6)	3(3)	0	0			\$2,063	\$2,221	\$0	\$0	\$0	\$0	\$0	\$0	FY14	\$1,693	\$475		
High	3	MRSPP-1	0	MRSPP-7	0	Design	82	1	1	0	1	18	\$4,638	\$0	\$9	\$0	\$6	\$0	\$121	FY15	\$1,884	\$119	
Medium	1	MRSPP-2	0	MRSPP-8	0	RA-C	80	2	2	0	2	18	\$32,736	\$333	\$260	\$0	\$308	\$0	\$475	FY16	\$806	\$59	
Low	0	MRSPP-3	0	Evaluation Pending	21	RA-O	0	0	1	0	0	0	\$293	\$0	\$196	\$0	\$205	\$0	\$43	FY11-Comp. IRP		\$30,426	
Not Evaluated	0	MRSPP-4	0	No Known/Suspected	1	LTM	3	1	1	2	3	16	\$397	\$283	\$0	\$11	\$0	\$17	\$0	\$37	FY11-Comp. MMRP		\$102,144
Not Required	6	MRSPP-5	1	No Longer Required	37																		
Total IRP Sites	112	MRSPP-6	2	Total MRSs	62							Total	\$52,163	\$19,178	\$689	\$5,573	\$865	\$459	\$818	\$335	FY11-Complete	\$132,570	
Total Number of IRP Installations with Sites								62															
Total Number of MMRP Installations with Sites								60															

Note: Totals reflect installation project funding allocated to individual sites and do not include program management and other support costs.

Table E-5 Status of State IRP/MMRP Summary as of September 30, 2010

	Phase	Completed		Underway		Future		Costs Through FY10 (\$000)		FY10 Funds Obligated (\$000)		FY11 Execution Planned (\$000)		FY12 Planning Estimate (\$000)		Estimated Costs (\$000)		
		IRP	MMRP	IRP	MMRP	IRP	MMRP	IRP	MMRP	IRP	MMRP	IRP	MMRP	IRP	MMRP	Fiscal Year	IRP	MMRP
		Sites (Actions)						IRP	MMRP	IRP	MMRP	IRP	MMRP	IRP	MMRP			

Michigan

Active Installations

IRP Sites and MRSs by Classification					Study	187	15	0	21	12	3	\$10,193	\$9,114	\$0	\$786	\$0	\$4,036	\$546	\$468	FY13	\$760	\$5,814	
Response Complete	176	Response Complete	3		IRA	5(10)	0	0	4(4)			\$3,710	\$4,843	\$0	\$98	\$0	\$0	\$0	\$0	FY14	\$2,082	\$1,576	
High	0	MRSPP-1	0	MRSPP-7	0	Design	16	0	0	3	10	\$4,400	\$0	\$0	\$0	\$448	\$0	\$1,228	\$0	FY15	\$514	\$211	
Medium	0	MRSPP-2	0	MRSPP-8	0	RA-C	19	0	0	4	8	\$10,026	\$0	\$30	\$0	\$0	\$0	\$1,819	\$0	FY16	\$435	\$297	
Low	0	MRSPP-3	0	Evaluation Pending	36	RA-O	6	0	5	0	2	\$1,869	\$0	\$396	\$0	\$149	\$0	\$164	\$0	FY11-Comp. IRP		\$13,561	
Not Evaluated	12	MRSPP-4	0	No Known/Suspected	0	LTM	7	0	8	0	11	\$880	\$0	\$43	\$0	\$250	\$0	\$434	\$0	FY11-Comp. MMRP		\$15,510	
Not Required	11	MRSPP-5	0	No Longer Required	3																		
Total IRP Sites	199	MRSPP-6	0	Total MRSs	39							Total	\$31,078	\$13,957	\$469	\$884	\$847	\$4,036	\$4,191	\$468	FY11-Complete		\$29,071
Total Number of IRP Installations with Sites					25																		
Total Number of MMRP Installations with Sites					4																		

BRAC Installations

IRP Sites and MRSs by Classification					Study	123	17	5	5	0	0	\$32,510	\$173	\$388	\$0	\$88	\$164	\$0	\$0	FY13	\$0	\$0	
Response Complete	99	Response Complete	16		IRA	35(52)	0	4(4)	0			\$15,336	\$0	\$2,240	\$0	\$49	\$0	\$0	\$0	FY14	\$33	\$0	
High	0	MRSPP-1	0	MRSPP-7	0	Design	17	0	0	2	0	\$13,796	\$0	\$0	\$0	\$0	\$0	\$0	\$0	FY15	\$949	\$0	
Medium	3	MRSPP-2	0	MRSPP-8	0	RA-C	22	1	0	2	0	\$37,064	\$0	\$0	\$0	\$104	\$0	\$0	\$0	FY16	\$2,043	\$0	
Low	1	MRSPP-3	0	Evaluation Pending	6	RA-O	5	0	24	0	5	\$41,196	\$0	\$6,868	\$0	\$18	\$0	\$0	\$0	FY11-Comp. IRP		\$33,248	
Not Evaluated	1	MRSPP-4	0	No Known/Suspected	0	LTM	2	0	16	2	24	\$3,248	\$0	\$1,103	\$0	\$0	\$0	\$0	\$0	FY11-Comp. MMRP		\$164	
Not Required	24	MRSPP-5	0	No Longer Required	16							Total	\$143,150	\$173	\$10,599	\$0	\$259	\$164	\$0	\$0	FY11-Complete		\$33,412
Total IRP Sites	128	MRSPP-6	0	Total MRSs	22																		
Total Number of IRP Installations with Sites					4																		
Total Number of MMRP Installations with Sites					3																		

Formerly Used Defense Sites

IRP Sites and MRSs by Classification					Study	76	22	10	8	2	0	\$38,638	\$1,627	\$1,216	\$296	\$2,391	\$126	\$194	\$42	FY13	\$1,609	\$0	
Response Complete	72	Response Complete	21		IRA	3(3)	0	0	0			\$1,069	\$0	\$0	\$0	\$0	\$0	\$0	\$0	FY14	\$2,689	\$302	
High	3	MRSPP-1	0	MRSPP-7	0	Design	58	0	2	0	4	\$6,340	\$0	\$0	\$0	\$50	\$0	\$454	\$0	FY15	\$2,969	\$0	
Medium	4	MRSPP-2	0	MRSPP-8	0	RA-C	57	0	2	0	7	\$16,067	\$0	\$9	\$0	\$83	\$0	\$14	\$0	FY16	\$1,778	\$0	
Low	2	MRSPP-3	1	Evaluation Pending	7	RA-O	0	0	4	0	3	\$2,611	\$0	\$353	\$0	\$1,077	\$0	\$658	\$0	FY11-Comp. IRP		\$41,814	
Not Evaluated	1	MRSPP-4	1	No Known/Suspected	0	LTM	35	19	2	0	6	\$1,836	\$72	\$63	\$0	\$0	\$0	\$0	\$0	FY11-Comp. MMRP		\$59,557	
Not Required	6	MRSPP-5	0	No Longer Required	21							Total	\$66,561	\$1,699	\$1,641	\$296	\$3,601	\$126	\$1,320	\$42	FY11-Complete		\$101,371
Total IRP Sites	88	MRSPP-6	0	Total MRSs	30																		
Total Number of IRP Installations with Sites					41																		
Total Number of MMRP Installations with Sites					30																		

Note: Totals reflect installation project funding allocated to individual sites and do not include program management and other support costs.

Table E-5 Status of State IRP/MMRP Summary as of September 30, 2010

Phase	Completed		Underway		Future		Costs Through FY10 (\$000)	FY10 Funds Obligated (\$000)		FY11 Execution Planned (\$000)		FY12 Planning Estimate (\$000)		Estimated Costs (\$000)													
	IRP	MMRP	IRP	MMRP	IRP	MMRP		IRP	MMRP	IRP	MMRP	IRP	MMRP	Fiscal Year	IRP	MMRP											
	Sites (Actions)						IRP	MMRP	IRP	MMRP	IRP	MMRP	IRP	MMRP													
Midway Islands																											
BRAC Installations																											
IRP Sites and MRSs by Classification																											
Response Complete	39	Response Complete	0				IRA	39	0	0	0	0	0	\$1,470	\$0	\$0	\$0	\$0	\$0	\$0	\$0	\$0	\$0	FY13	\$0	\$0	
High	0	MRSPP-1	0	MRSPP-7	0		Design	0	0	0	0	0	0	\$0	\$0	\$0	\$0	\$0	\$0	\$0	\$0	\$0	\$0	FY14	\$0	\$0	
Medium	0	MRSPP-2	0	MRSPP-8	0		RA-C	0	0	0	0	0	0	\$0	\$0	\$0	\$0	\$0	\$0	\$0	\$0	\$0	\$0	FY15	\$0	\$0	
Low	0	MRSPP-3	0	Evaluation Pending	0		RA-O	0	0	0	0	0	0	\$0	\$0	\$0	\$0	\$0	\$0	\$0	\$0	\$0	\$0	FY16	\$0	\$0	
Not Evaluated	0	MRSPP-4	0	No Known/Suspected	0		LTM	0	0	1	0	0	0	\$165	\$0	\$165	\$0	\$0	\$0	\$0	\$0	\$0	\$0	FY11-Comp. IRP	\$189		
Not Required	0	MRSPP-5	0	No Longer Required	0																			FY11-Comp. MMRP	\$0		
Total IRP Sites	39	MRSPP-6	0	Total MRSs	0									Total	\$15,108	\$0	\$165	\$0	\$0	\$0	\$0	\$0	\$0	\$0	FY11-Complete	\$189	
Total Number of IRP Installations with Sites																											
1																											
Total Number of MMRP Installations with Sites																											
0																											

Note: Totals reflect installation project funding allocated to individual sites and do not include program management and other support costs.

Table E-5 Status of State IRP/MMRP Summary as of September 30, 2010

	Phase	Completed		Underway		Future		Costs Through FY10 (\$000)		FY10 Funds Obligated (\$000)		FY11 Execution Planned (\$000)		FY12 Planning Estimate (\$000)		Estimated Costs (\$000)		
		IRP	MMRP	IRP	MMRP	IRP	MMRP	IRP	MMRP	IRP	MMRP	IRP	MMRP	IRP	MMRP	Fiscal Year	IRP	MMRP
		Sites (Actions)						IRP	MMRP	IRP	MMRP	IRP	MMRP	IRP	MMRP			

Minnesota

Active Installations

IRP Sites and MRSs by Classification						Study	223	6	1	16	7	0	\$33,556	\$2,747	\$416	\$366	\$10	\$937	\$450	\$563	FY13	\$2,104	\$2,700
Response Complete	209	Response Complete	6			IRA	18(25)	0	0	0			\$21,135	\$0	\$0	\$0	\$0	\$0	\$0	\$0	FY14	\$3,206	\$0
High	0	MRSPP-1	0	MRSPP-7	0	Design	32	0	0	0	1	5	\$14,070	\$0	\$0	\$0	\$0	\$0	\$2,636	\$0	FY15	\$2,663	\$244
Medium	0	MRSPP-2	0	MRSPP-8	0	RA-C	39	0	0	0	1	5	\$111,677	\$0	\$0	\$0	\$0	\$0	\$0	\$0	FY16	\$2,759	\$74
Low	1	MRSPP-3	0	Evaluation Pending	16	RA-O	16	0	14	0	1	1	\$43,186	\$0	\$3,555	\$0	\$3,568	\$0	\$48,357	\$0	FY11-Comp. IRP		\$103,386
Not Evaluated	7	MRSPP-4	0	No Known/Suspected	0	LTM	9	0	14	0	6	3	\$2,557	\$0	\$0	\$0	\$0	\$0	\$30	\$0	FY11-Comp. MMRP		\$9,450
Not Required	14	MRSPP-5	0	No Longer Required	6																FY11-Complete		\$112,836
Total IRP Sites	231	MRSPP-6	0	Total MRSs	22								Total	\$226,181	\$2,747	\$3,971	\$366	\$3,578	\$937	\$51,473	\$563		
Total Number of IRP Installations with Sites														27									
Total Number of MMRP Installations with Sites														5									

Formerly Used Defense Sites

IRP Sites and MRSs by Classification						Study	31	0	0	0	0	0	\$6,514	\$0	\$0	\$0	\$0	\$0	\$0	\$0	FY13	\$64	\$0
Response Complete	28	Response Complete	0			IRA	2(2)	0	0	0			\$967	\$0	\$0	\$0	\$0	\$0	\$0	\$0	FY14	\$64	\$0
High	0	MRSPP-1	0	MRSPP-7	0	Design	23	0	0	0	0	0	\$1,483	\$0	\$0	\$0	\$0	\$0	\$0	\$0	FY15	\$0	\$0
Medium	1	MRSPP-2	0	MRSPP-8	0	RA-C	23	0	2	0	0	0	\$5,880	\$0	\$130	\$0	\$74	\$0	\$44	\$0	FY16	\$0	\$0
Low	0	MRSPP-3	0	Evaluation Pending	0	RA-O	0	0	0	0	0	0	\$0	\$0	\$0	\$0	\$0	\$0	\$0	\$0	FY11-Comp. IRP		\$1,637
Not Evaluated	0	MRSPP-4	0	No Known/Suspected	0	LTM	5	0	1	0	1	0	\$45	\$0	\$20	\$0	\$15	\$0	\$14	\$0	FY11-Comp. MMRP		\$0
Not Required	2	MRSPP-5	0	No Longer Required	0																FY11-Complete		\$1,637
Total IRP Sites	31	MRSPP-6	0	Total MRSs	0								Total	\$14,889	\$0	\$150	\$0	\$89	\$0	\$58	\$0		
Total Number of IRP Installations with Sites														16									
Total Number of MMRP Installations with Sites														0									

Note: Totals reflect installation project funding allocated to individual sites and do not include program management and other support costs.

Table E-5 Status of State IRP/MMRP Summary as of September 30, 2010

Phase	Completed		Underway		Future		Costs Through FY10 (\$000)		FY10 Funds Obligated (\$000)		FY11 Execution Planned (\$000)		FY12 Planning Estimate (\$000)		Estimated Costs (\$000)		
	IRP	MMRP	IRP	MMRP	IRP	MMRP	IRP	MMRP	IRP	MMRP	IRP	MMRP	IRP	MMRP	Fiscal Year	IRP	MMRP
	Sites (Actions)						IRP	MMRP	IRP	MMRP	IRP	MMRP	IRP	MMRP			

Mississippi

Active Installations

IRP Sites and MRSs by Classification				Study	238	4	3	4	1	2	\$36,250	\$519	\$2,995	\$356	\$55	\$336	\$0	\$327	FY13	\$4,125	\$500		
Response Complete	207	Response Complete	4	IRA	26(28)	0	2(4)	0			\$23,326	\$0	\$0	\$0	\$0	\$0	\$0	\$0	FY14	\$1,113	\$1,403		
High	0	MRSPP-1	0	MRSPP-7	0	Design	22	0	2	0	1	4	\$7,980	\$0	\$87	\$0	\$0	\$66	\$0	FY15	\$1,012	\$0	
Medium	7	MRSPP-2	0	MRSPP-8	0	RA-C	22	0	3	0	4	3	\$29,514	\$0	\$1,870	\$0	\$1,438	\$0	\$1,976	\$0	FY16	\$679	\$64
Low	2	MRSPP-3	0	Evaluation Pending	6	RA-O	3	0	9	0	2	0	\$15,380	\$0	\$450	\$0	\$236	\$0	\$241	\$0	FY11-Comp. IRP		\$28,367
Not Evaluated	1	MRSPP-4	0	No Known/Suspected	0	LTM	2	0	23	0	18	2	\$4,624	\$0	\$301	\$0	\$1,170	\$0	\$1,949	\$0	FY11-Comp. MMRP		\$3,329
Not Required	25	MRSPP-5	0	No Longer Required	4																		
Total IRP Sites	242	MRSPP-6	0	Total MRSs	10							Total	\$117,074	\$519	\$5,703	\$356	\$2,899	\$336	\$4,232	\$327	FY11-Complete		\$31,696
Total Number of IRP Installations with Sites								28															
Total Number of MMRP Installations with Sites								5															

BRAC Installations

IRP Sites and MRSs by Classification				Study	0	1	0	1	0	0	\$0	\$1,063	\$0	\$1,063	\$0	\$0	\$0	\$0	\$0	FY13	\$0	\$0	
Response Complete	0	Response Complete	1	IRA	0	0	0	0			\$0	\$0	\$0	\$0	\$0	\$0	\$0	\$0	\$0	FY14	\$0	\$0	
High	0	MRSPP-1	0	MRSPP-7	0	Design	0	0	0	0	0	0	\$0	\$0	\$0	\$0	\$0	\$0	\$0	FY15	\$0	\$0	
Medium	0	MRSPP-2	0	MRSPP-8	0	RA-C	0	0	0	0	0	0	\$0	\$0	\$0	\$0	\$0	\$0	\$0	FY16	\$0	\$0	
Low	0	MRSPP-3	0	Evaluation Pending	0	RA-O	0	0	0	0	0	0	\$0	\$0	\$0	\$0	\$0	\$0	\$0	FY11-Comp. IRP		\$0	
Not Evaluated	0	MRSPP-4	0	No Known/Suspected	0	LTM	0	0	0	0	0	0	\$0	\$0	\$0	\$0	\$0	\$0	\$0	FY11-Comp. MMRP		\$0	
Not Required	0	MRSPP-5	1	No Longer Required	1																		
Total IRP Sites	0	MRSPP-6	0	Total MRSs	2							Total	\$0	\$1,063	\$0	\$1,063	\$0	\$0	\$0	\$0	FY11-Complete		\$0
Total Number of IRP Installations with Sites				0																			
Total Number of MMRP Installations with Sites				1																			

Formerly Used Defense Sites

IRP Sites and MRSs by Classification				Study	22	11	0	22	0	0	\$3,253	\$4,580	\$0	\$860	\$0	\$3,455	\$0	\$3,394	FY13	\$0	\$4,053		
Response Complete	22	Response Complete	11	IRA	0	1(1)	0	0			\$0	\$0	\$0	\$0	\$0	\$0	\$0	\$0	\$0	FY14	\$0	\$0	
High	0	MRSPP-1	0	MRSPP-7	0	Design	16	0	0	0	22	\$1,136	\$0	\$25	\$0	\$0	\$0	\$87	\$0	FY15	\$0	\$0	
Medium	0	MRSPP-2	0	MRSPP-8	0	RA-C	15	4	0	0	22	\$3,433	\$2	\$0	\$0	\$0	\$0	\$0	\$0	FY16	\$0	\$0	
Low	0	MRSPP-3	2	Evaluation Pending	15	RA-O	0	0	0	0	0	\$0	\$0	\$0	\$0	\$0	\$0	\$0	\$0	FY11-Comp. IRP		\$5	
Not Evaluated	0	MRSPP-4	1	No Known/Suspected	1	LTM	7	4	1	3	0	19	\$65	\$121	\$46	\$2	\$5	\$113	\$0	\$0	FY11-Comp. MMRP		\$166,409
Not Required	0	MRSPP-5	2	No Longer Required	10																		
Total IRP Sites	22	MRSPP-6	2	Total MRSs	33							Total	\$7,887	\$4,703	\$71	\$862	\$5	\$3,568	\$0	\$3,481	FY11-Complete		\$166,414
Total Number of IRP Installations with Sites				14																			
Total Number of MMRP Installations with Sites				25																			

Note: Totals reflect installation project funding allocated to individual sites and do not include program management and other support costs.

Table E-5 Status of State IRP/MMRP Summary as of September 30, 2010

Phase	Completed		Underway		Future		Costs Through FY10 (\$000)		FY10 Funds Obligated (\$000)		FY11 Execution Planned (\$000)		FY12 Planning Estimate (\$000)		Estimated Costs (\$000)		
	IRP	MMRP	IRP	MMRP	IRP	MMRP	IRP	MMRP	IRP	MMRP	IRP	MMRP	IRP	MMRP	Fiscal Year	IRP	MMRP
	Sites (Actions)						IRP	MMRP	IRP	MMRP	IRP	MMRP	IRP	MMRP			

Missouri

Active Installations

IRP Sites and MRSs by Classification					Study	288	11	19	27	2	0	\$84,848	\$1,240	\$2,627	\$475	\$1,028	\$3,047	\$0	\$2,255	FY13	\$5,467	\$0	
Response Complete	267	Response Complete	11		IRA	42(51)	0	1(1)	0			\$49,986	\$0	\$0	\$0	\$244	\$0	\$0	\$0	FY14	\$4,088	\$1,120	
High	0	MRSPP-1	0	MRSPP-7	0	Design	32	0	4	0	1	13	\$7,827	\$0	\$0	\$0	\$0	\$37	\$0	FY15	\$4,150	\$8,798	
Medium	1	MRSPP-2	0	MRSPP-8	0	RA-C	58	0	5	0	3	13	\$65,675	\$0	\$0	\$0	\$0	\$4,668	\$0	FY16	\$4,203	\$613	
Low	9	MRSPP-3	3	Evaluation Pending	21	RA-O	7	0	20	0	1	4	\$13,326	\$0	\$3,340	\$0	\$1,871	\$0	\$1,896	\$0	FY11-Comp. IRP		\$102,865
Not Evaluated	11	MRSPP-4	0	No Known/Suspected	2	LTM	18	0	26	0	4	2	\$7,050	\$0	\$610	\$0	\$1,380	\$0	\$892	\$0	FY11-Comp. MMRP		\$21,174
Not Required	21	MRSPP-5	1	No Longer Required	11																		
Total IRP Sites	309	MRSPP-6	0	Total MRSs	38							Total	\$228,712	\$1,240	\$6,577	\$475	\$4,523	\$3,047	\$7,493	\$2,255	FY11-Complete		\$124,039
Total Number of IRP Installations with Sites					34																		
Total Number of MMRP Installations with Sites					4																		

BRAC Installations

IRP Sites and MRSs by Classification					Study	37	0	0	0	0	0	\$7,679	\$0	\$0	\$0	\$0	\$0	\$0	\$0	FY13	\$206	\$0	
Response Complete	32	Response Complete	0		IRA	10(11)	0	0	0			\$2,846	\$0	\$0	\$0	\$0	\$0	\$0	\$0	FY14	\$156	\$0	
High	0	MRSPP-1	0	MRSPP-7	0	Design	5	0	0	0	0	\$23	\$0	\$0	\$0	\$0	\$0	\$0	\$0	FY15	\$262	\$0	
Medium	0	MRSPP-2	0	MRSPP-8	0	RA-C	8	0	0	0	0	\$2,056	\$0	\$0	\$0	\$0	\$0	\$0	\$0	FY16	\$154	\$0	
Low	0	MRSPP-3	0	Evaluation Pending	0	RA-O	2	0	5	0	0	\$1,523	\$0	\$184	\$0	\$353	\$0	\$294	\$0	FY11-Comp. IRP		\$3,856	
Not Evaluated	0	MRSPP-4	0	No Known/Suspected	0	LTM	1	0	0	0	1	\$3	\$0	\$0	\$0	\$0	\$0	\$4	\$0	FY11-Comp. MMRP		\$0	
Not Required	5	MRSPP-5	0	No Longer Required	0							Total	\$14,130	\$0	\$184	\$0	\$353	\$0	\$298	\$0	FY11-Complete		\$3,856
Total IRP Sites	37	MRSPP-6	0	Total MRSs	0																		
Total Number of IRP Installations with Sites					4																		
Total Number of MMRP Installations with Sites					0																		

Formerly Used Defense Sites

IRP Sites and MRSs by Classification					Study	44	7	2	6	2	0	\$111,910	\$2,893	\$3,652	\$140	\$2,287	\$0	\$1,988	\$0	FY13	\$1,462	\$23	
Response Complete	43	Response Complete	6		IRA	7(7)	2(2)	0	0			\$1,618	\$241	\$0	\$29	\$0	\$35	\$0	\$0	FY14	\$2,261	\$23	
High	2	MRSPP-1	0	MRSPP-7	0	Design	20	0	1	0	2	5	\$3,460	\$0	\$10	\$0	\$0	\$0	\$0	FY15	\$6,614	\$0	
Medium	0	MRSPP-2	0	MRSPP-8	0	RA-C	24	3	2	0	2	6	\$122,878	\$837	\$186	\$0	\$285	\$0	\$132	\$0	FY16	\$1,212	\$0
Low	0	MRSPP-3	0	Evaluation Pending	6	RA-O	2	0	1	0	3	0	\$27,616	\$0	\$51	\$0	\$335	\$0	\$183	\$0	FY11-Comp. IRP		\$28,080
Not Evaluated	0	MRSPP-4	1	No Known/Suspected	0	LTM	20	0	1	3	0	1	\$820	\$254	\$55	\$42	\$55	\$47	\$0	\$0	FY11-Comp. MMRP		\$10,982
Not Required	3	MRSPP-5	0	No Longer Required	6							Total	\$268,302	\$4,225	\$3,954	\$211	\$2,962	\$82	\$2,303	\$0	FY11-Complete		\$39,062
Total IRP Sites	48	MRSPP-6	0	Total MRSs	13																		
Total Number of IRP Installations with Sites					23																		
Total Number of MMRP Installations with Sites					11																		

Note: Totals reflect installation project funding allocated to individual sites and do not include program management and other support costs.

Table E-5 Status of State IRP/MMRP Summary as of September 30, 2010

Phase	Completed		Underway		Future		Costs Through FY10 (\$000)		FY10 Funds Obligated (\$000)		FY11 Execution Planned (\$000)		FY12 Planning Estimate (\$000)		Estimated Costs (\$000)		
	IRP	MMRP	IRP	MMRP	IRP	MMRP	IRP	MMRP	IRP	MMRP	IRP	MMRP	IRP	MMRP	Fiscal Year	IRP	MMRP
	Sites (Actions)						IRP	MMRP	IRP	MMRP	IRP	MMRP	IRP	MMRP			

Montana

Active Installations

IRP Sites and MRSs by Classification					Study	93	8	0	35	22	0	\$9,598	\$3,046	\$0	\$2,676	\$0	\$2,167	\$0	\$14,397	FY13	\$644	\$6,804	
Response Complete	83	Response Complete	8		IRA	10(18)	0	0	0			\$1,346	\$0	\$0	\$0	\$0	\$0	\$0	\$0	FY14	\$208	\$179	
High	0	MRSPP-1	0	MRSPP-7	0	Design	13	0	0	0	17	\$775	\$0	\$0	\$0	\$0	\$0	\$0	\$0	FY15	\$9,762	\$7,774	
Medium	0	MRSPP-2	0	MRSPP-8	0	RA-C	30	1	0	0	17	\$6,149	\$0	\$0	\$0	\$0	\$0	\$0	\$0	FY16	\$215	\$7,529	
Low	0	MRSPP-3	0	Evaluation Pending	32	RA-O	2	0	10	0	0	\$2,823	\$0	\$692	\$0	\$68	\$0	\$74	\$0	FY11-Comp. IRP		\$13,740	
Not Evaluated	22	MRSPP-4	1	No Known/Suspected	0	LTM	0	0	0	0	5	\$496	\$0	\$0	\$0	\$86	\$0	\$80	\$0	FY11-Comp. MMRP		\$54,547	
Not Required	10	MRSPP-5	1	No Longer Required	8																		
Total IRP Sites	115	MRSPP-6	1	Total MRSs	43							Total	\$21,187	\$3,046	\$692	\$2,676	\$154	\$2,167	\$154	\$14,397	FY11-Complete		\$68,287
Total Number of IRP Installations with Sites					11																		
Total Number of MMRP Installations with Sites					4																		

BRAC Installations

IRP Sites and MRSs by Classification					Study	22	1	0	0	0	0	\$602	\$0	\$0	\$0	\$0	\$0	\$0	\$0	FY13	\$0	\$0
Response Complete	22	Response Complete	1		IRA	0	0	0	0			\$0	\$0	\$0	\$0	\$0	\$0	\$0	\$0	FY14	\$0	\$0
High	0	MRSPP-1	0	MRSPP-7	0	Design	0	0	0	0	0	\$0	\$0	\$0	\$0	\$0	\$0	\$0	\$0	FY15	\$0	\$0
Medium	0	MRSPP-2	0	MRSPP-8	0	RA-C	4	0	0	0	0	\$25	\$0	\$0	\$0	\$0	\$0	\$0	\$0	FY16	\$0	\$0
Low	0	MRSPP-3	0	Evaluation Pending	0	RA-O	0	0	0	0	0	\$0	\$0	\$0	\$0	\$0	\$0	\$0	\$0	FY11-Comp. IRP		\$0
Not Evaluated	0	MRSPP-4	0	No Known/Suspected	0	LTM	0	0	0	0	0	\$0	\$0	\$0	\$0	\$0	\$0	\$0	\$0	FY11-Comp. MMRP		\$0
Not Required	0	MRSPP-5	0	No Longer Required	1																	
Total IRP Sites	22	MRSPP-6	0	Total MRSs	1							Total	\$627	\$0	\$0	\$0	\$0	\$0	\$0	FY11-Complete		\$0
Total Number of IRP Installations with Sites					2																	
Total Number of MMRP Installations with Sites					1																	

Formerly Used Defense Sites

IRP Sites and MRSs by Classification					Study	17	2	0	8	0	0	\$4,389	\$885	\$0	\$15	\$0	\$50	\$0	\$0	FY13	\$50	\$0	
Response Complete	17	Response Complete	2		IRA	1(1)	0	0	0			\$630	\$0	\$0	\$0	\$0	\$0	\$0	\$0	FY14	\$50	\$0	
High	0	MRSPP-1	0	MRSPP-7	0	Design	11	0	0	0	4	\$413	\$0	\$0	\$0	\$0	\$0	\$0	\$0	FY15	\$50	\$0	
Medium	0	MRSPP-2	0	MRSPP-8	0	RA-C	13	0	0	0	4	\$3,264	\$0	\$0	\$0	\$0	\$0	\$0	\$0	FY16	\$0	\$0	
Low	0	MRSPP-3	0	Evaluation Pending	5	RA-O	0	0	0	0	0	\$0	\$0	\$0	\$0	\$0	\$0	\$0	\$0	FY11-Comp. IRP		\$701	
Not Evaluated	0	MRSPP-4	0	No Known/Suspected	1	LTM	3	0	2	0	3	\$1,187	\$0	\$424	\$0	\$40	\$0	\$71	\$0	FY11-Comp. MMRP		\$10,421	
Not Required	0	MRSPP-5	3	No Longer Required	1																		
Total IRP Sites	17	MRSPP-6	0	Total MRSs	10							Total	\$9,883	\$885	\$424	\$15	\$40	\$50	\$71	\$0	FY11-Complete		\$11,122
Total Number of IRP Installations with Sites					10																		
Total Number of MMRP Installations with Sites					10																		

Note: Totals reflect installation project funding allocated to individual sites and do not include program management and other support costs.

Table E-5 Status of State IRP/MMRP Summary as of September 30, 2010

	Phase	Completed		Underway		Future		Costs Through FY10 (\$000)		FY10 Funds Obligated (\$000)		FY11 Execution Planned (\$000)		FY12 Planning Estimate (\$000)		Estimated Costs (\$000)		
		IRP	MMRP	IRP	MMRP	IRP	MMRP	IRP	MMRP	IRP	MMRP	IRP	MMRP	IRP	MMRP	Fiscal Year	IRP	MMRP
		Sites (Actions)							IRP	MMRP	IRP	MMRP	IRP	MMRP	IRP	MMRP		

Nebraska

Active Installations

IRP Sites and MRSs by Classification					Study	155	1	0	16	5	0	\$23,886	\$2,589	\$0	\$1,682	\$257	\$1,531	\$88	\$1,275	FY13	\$4,695	\$4,568
Response Complete	147	Response Complete	0		IRA	75(259)	0	0	1(2)			\$30,723	\$5,665	\$0	\$150	\$0	\$201	\$0	\$19	FY14	\$1,971	\$810
High	0	MRSPP-1	0	MRSPP-7	0	Design	15	0	0	1	8	\$8,485	\$0	\$0	\$0	\$0	\$0	\$0	\$0	FY15	\$1,488	\$191
Medium	0	MRSPP-2	0	MRSPP-8	0	RA-C	15	0	0	1	8	\$17,878	\$0	\$0	\$0	\$0	\$0	\$0	\$0	FY16	\$1,368	\$198
Low	0	MRSPP-3	0	Evaluation Pending	16	RA-O	4	0	7	0	5	\$22,977	\$0	\$2,208	\$0	\$2,020	\$0	\$2,135	\$0	FY11-Comp. IRP		\$21,752
Not Evaluated	5	MRSPP-4	1	No Known/Suspected	0	LTM	12	0	5	0	7	\$10,759	\$0	\$0	\$0	\$0	\$108	\$0	\$0	FY11-Comp. MMRP		\$14,423
Not Required	8	MRSPP-5	0	No Longer Required	0															FY11-Complete		\$36,175
Total IRP Sites	160	MRSPP-6	0	Total MRSs	17							Total	\$114,708	\$8,254	\$2,208	\$1,832	\$2,277	\$1,732	\$2,331	\$1,294		
Total Number of IRP Installations with Sites										20												
Total Number of MMRP Installations with Sites										3												

Formerly Used Defense Sites

IRP Sites and MRSs by Classification					Study	49	9	14	27	1	0	\$104,260	\$5,313	\$3,507	\$146	\$481	\$1,718	\$6,307	\$0	FY13	\$14,076	\$207
Response Complete	44	Response Complete	8		IRA	9(9)	1(1)	0	0			\$4,628	\$0	\$0	\$0	\$0	\$0	\$0	\$0	FY14	\$6,889	\$109
High	8	MRSPP-1	0	MRSPP-7	3	Design	33	0	4	0	9	\$19,900	\$0	\$199	\$0	\$455	\$50	\$224	\$0	FY15	\$10,224	\$0
Medium	8	MRSPP-2	0	MRSPP-8	0	RA-C	33	4	6	0	10	\$94,769	\$6,798	\$4,907	\$0	\$2,953	\$1,456	\$2,393	\$152	FY16	\$7,360	\$969
Low	2	MRSPP-3	0	Evaluation Pending	21	RA-O	2	0	4	0	7	\$45,488	\$0	\$4,819	\$0	\$13,404	\$0	\$9,164	\$0	FY11-Comp. IRP		\$416,283
Not Evaluated	0	MRSPP-4	0	No Known/Suspected	2	LTM	15	5	3	1	17	\$1,008	\$16	\$129	\$0	\$97	\$10	\$165	\$0	FY11-Comp. MMRP		\$86,593
Not Required	2	MRSPP-5	0	No Longer Required	6															FY11-Complete		\$502,876
Total IRP Sites	64	MRSPP-6	4	Total MRSs	36							Total	\$270,053	\$12,127	\$13,561	\$146	\$17,390	\$3,234	\$18,253	\$152		
Total Number of IRP Installations with Sites										34												
Total Number of MMRP Installations with Sites										27												

Note: Totals reflect installation project funding allocated to individual sites and do not include program management and other support costs.

Table E-5 Status of State IRP/MMRP Summary as of September 30, 2010

	Phase	Completed		Underway		Future		Costs Through FY10 (\$000)		FY10 Funds Obligated (\$000)		FY11 Execution Planned (\$000)		FY12 Planning Estimate (\$000)		Estimated Costs (\$000)		
		IRP	MMRP	IRP	MMRP	IRP	MMRP	IRP	MMRP	IRP	MMRP	IRP	MMRP	IRP	MMRP	Fiscal Year	IRP	MMRP
		Sites (Actions)						IRP	MMRP	IRP	MMRP	IRP	MMRP	IRP	MMRP			

Nevada

Active Installations

IRP Sites and MRSs by Classification						Study	265	10	16	28	8	0	\$49,437	\$13,686	\$3,458	\$11,971	\$7,272	\$452	\$4,941	\$0	FY13	\$4,198	\$7,847	
Response Complete	242	Response Complete	10			IRA	27(29)	0	0	0			\$20,035	\$0	\$0	\$0	\$2,080	\$0	\$2,110	\$0	FY14	\$1,204	\$33,110	
High	2	MRSPP-1	0	MRSPP-7	0	Design	64	0	1	0	3	17	\$4,202	\$0	\$0	\$0	\$0	\$2,862	\$5	\$0	FY15	\$1,653	\$40,360	
Medium	7	MRSPP-2	0	MRSPP-8	0	RA-C	89	0	5	0	2	22	\$41,808	\$0	\$565	\$0	\$591	\$0	\$0	\$5,145	FY16	\$2,742	\$11	
Low	6	MRSPP-3	0	Evaluation Pending	20	RA-O	12	0	12	0	4	0	\$30,553	\$0	\$1,162	\$0	\$973	\$0	\$446	\$0	FY11-Comp. IRP		\$48,210	
Not Evaluated	16	MRSPP-4	0	No Known/Suspected	0	LTM	26	0	12	0	7	14	\$7,233	\$0	\$662	\$0	\$743	\$0	\$1,054	\$0	FY11-Comp. MMRP		\$342,244	
Not Required	16	MRSPP-5	6	No Longer Required	10																			
Total IRP Sites	289	MRSPP-6	2	Total MRSs	38								Total	\$153,268	\$13,686	\$5,847	\$11,971	\$11,659	\$3,314	\$8,556	\$5,145	FY11-Complete		\$390,454
Total Number of IRP Installations with Sites														7										
Total Number of MMRP Installations with Sites														4										

Formerly Used Defense Sites

IRP Sites and MRSs by Classification						Study	19	28	1	3	0	0	\$8,142	\$1,424	\$437	\$9	\$0	\$526	\$0	\$0	FY13	\$442	\$0	
Response Complete	18	Response Complete	28			IRA	0	0	0	0			\$0	\$0	\$0	\$0	\$0	\$0	\$0	\$0	FY14	\$120	\$0	
High	0	MRSPP-1	0	MRSPP-7	0	Design	9	0	0	0	0	3	\$501	\$0	\$26	\$0	\$0	\$0	\$0	\$0	FY15	\$16	\$729	
Medium	0	MRSPP-2	0	MRSPP-8	0	RA-C	13	3	0	0	0	3	\$6,289	\$192	\$8	\$0	\$0	\$0	\$0	\$1,215	FY16	\$0	\$0	
Low	0	MRSPP-3	0	Evaluation Pending	2	RA-O	1	0	0	0	0	0	\$18	\$0	\$0	\$0	\$0	\$0	\$0	\$0	FY11-Comp. IRP		\$620	
Not Evaluated	1	MRSPP-4	1	No Known/Suspected	5	LTM	11	10	0	0	1	4	\$117	\$71	\$3	\$3	\$0	\$0	\$0	\$0	FY11-Comp. MMRP		\$41,558	
Not Required	1	MRSPP-5	0	No Longer Required	23																			
Total IRP Sites	20	MRSPP-6	0	Total MRSs	31								Total	\$15,067	\$1,687	\$474	\$12	\$0	\$526	\$0	\$1,265	FY11-Complete		\$42,178
Total Number of IRP Installations with Sites														17										
Total Number of MMRP Installations with Sites														30										

Note: Totals reflect installation project funding allocated to individual sites and do not include program management and other support costs.

Table E-5 Status of State IRP/MMRP Summary as of September 30, 2010

	Phase	Completed		Underway		Future		Costs Through FY10 (\$000)		FY10 Funds Obligated (\$000)		FY11 Execution Planned (\$000)		FY12 Planning Estimate (\$000)		Estimated Costs (\$000)		
		IRP	MMRP	IRP	MMRP	IRP	MMRP	IRP	MMRP	IRP	MMRP	IRP	MMRP	IRP	MMRP	Fiscal Year	IRP	MMRP
		Sites (Actions)								IRP	MMRP	IRP	MMRP	IRP	MMRP	IRP	MMRP	

New Hampshire

Active Installations

IRP Sites and MRSs by Classification				Study	82	2	0	8	1	0	\$3,136	\$7,210	\$0	\$478	\$0	\$0	\$80	\$141	FY13	\$426	\$127
Response Complete	79	Response Complete	2	IRA	4(4)	4(4)	0	1(1)			\$1,380	\$7,531	\$0	\$0	\$0	\$0	\$0	\$0	FY14	\$641	\$57
High	0	MRSPP-1	0	MRSPP-7	0	0	0	0	0	0	\$559	\$0	\$0	\$0	\$0	\$0	\$0	\$0	FY15	\$481	\$0
Medium	0	MRSPP-2	0	MRSPP-8	0	0	0	0	0	6	\$3,746	\$0	\$0	\$0	\$0	\$0	\$0	\$0	FY16	\$379	\$0
Low	0	MRSPP-3	0	Evaluation Pending	8	0	3	0	0	0	\$5,418	\$0	\$521	\$0	\$244	\$0	\$248	\$0	FY11-Comp. IRP		\$5,756
Not Evaluated	1	MRSPP-4	0	No Known/Suspected	0	0	1	0	1	0	\$778	\$75	\$40	\$0	\$393	\$0	\$209	\$0	FY11-Comp. MMRP		\$495
Not Required	3	MRSPP-5	0	No Longer Required	2														FY11-Complete		\$6,251
Total IRP Sites	83	MRSPP-6	0	Total MRSs	10						Total	\$15,017	\$14,816	\$561	\$478	\$637	\$0	\$537	\$141		
Total Number of IRP Installations with Sites																					
Total Number of MMRP Installations with Sites																					

BRAC Installations

IRP Sites and MRSs by Classification				Study	61	1	0	0	0	0	\$69,088	\$0	\$0	\$0	\$0	\$0	\$0	\$0	FY13	\$0	\$0
Response Complete	41	Response Complete	1	IRA	24(35)	0	0	0			\$24,205	\$0	\$0	\$0	\$0	\$0	\$0	\$0	FY14	\$0	\$0
High	0	MRSPP-1	0	MRSPP-7	0	0	0	0	0	0	\$1,743	\$0	\$0	\$0	\$0	\$0	\$0	\$0	FY15	\$0	\$0
Medium	0	MRSPP-2	0	MRSPP-8	0	0	0	0	0	0	\$35,994	\$0	\$275	\$0	\$0	\$0	\$0	\$0	FY16	\$0	\$0
Low	0	MRSPP-3	0	Evaluation Pending	0	0	20	0	0	0	\$24,592	\$0	\$17	\$0	\$2,340	\$0	\$6,730	\$0	FY11-Comp. IRP		\$19,216
Not Evaluated	0	MRSPP-4	0	No Known/Suspected	0	0	10	0	11	0	\$11,220	\$0	\$0	\$0	\$109	\$0	\$533	\$0	FY11-Comp. MMRP		\$0
Not Required	20	MRSPP-5	0	No Longer Required	1														FY11-Complete		\$19,216
Total IRP Sites	61	MRSPP-6	0	Total MRSs	1						Total	\$166,842	\$0	\$292	\$0	\$2,449	\$0	\$7,263	\$0		
Total Number of IRP Installations with Sites																					
Total Number of MMRP Installations with Sites																					

Formerly Used Defense Sites

IRP Sites and MRSs by Classification				Study	15	5	0	0	0	0	\$496	\$0	\$2	\$0	\$0	\$0	\$0	\$0	FY13	\$7	\$0
Response Complete	14	Response Complete	5	IRA	0	0	0	0			\$0	\$0	\$0	\$0	\$0	\$0	\$0	\$0	FY14	\$0	\$0
High	0	MRSPP-1	0	MRSPP-7	0	0	0	0	0	0	\$150	\$0	\$0	\$0	\$0	\$0	\$0	\$0	FY15	\$0	\$0
Medium	0	MRSPP-2	0	MRSPP-8	0	0	0	0	1	0	\$486	\$0	\$0	\$0	\$6	\$0	\$5	\$0	FY16	\$0	\$0
Low	0	MRSPP-3	0	Evaluation Pending	0	0	0	0	0	0	\$0	\$0	\$0	\$0	\$0	\$0	\$0	\$0	FY11-Comp. IRP		\$18
Not Evaluated	0	MRSPP-4	0	No Known/Suspected	0	0	0	0	0	0	\$1	\$1	\$1	\$1	\$0	\$0	\$0	\$0	FY11-Comp. MMRP		\$0
Not Required	1	MRSPP-5	0	No Longer Required	5														FY11-Complete		\$18
Total IRP Sites	15	MRSPP-6	0	Total MRSs	5						Total	\$1,133	\$1	\$3	\$1	\$6	\$0	\$5	\$0		
Total Number of IRP Installations with Sites																					
Total Number of MMRP Installations with Sites																					

Note: Totals reflect installation project funding allocated to individual sites and do not include program management and other support costs.

Table E-5 Status of State IRP/MMRP Summary as of September 30, 2010

	Phase	Completed		Underway		Future		Costs Through FY10 (\$000)		FY10 Funds Obligated (\$000)		FY11 Execution Planned (\$000)		FY12 Planning Estimate (\$000)		Estimated Costs (\$000)		
		IRP	MMRP	IRP	MMRP	IRP	MMRP	IRP	MMRP	IRP	MMRP	IRP	MMRP	IRP	MMRP	Fiscal Year	IRP	MMRP
		Sites (Actions)						IRP	MMRP	IRP	MMRP	IRP	MMRP	IRP	MMRP			

New Jersey

Active Installations

IRP Sites and MRSs by Classification						Study	394	14	79	19	31	0	\$126,576	\$7,621	\$7,673	\$3,511	\$777	\$786	\$0	\$735	FY13	\$7,670	\$3,092	
Response Complete	344	Response Complete	13			IRA	64(78)	2(3)	1(1)	4(6)			\$16,041	\$8,868	\$0	\$1,712	\$0	\$1,010	\$0	\$1,026	FY14	\$5,605	\$1,260	
High	10	MRSPP-1	0	MRSPP-7	0	Design	41	0	35	0	18	14	\$6,586	\$0	\$0	\$0	\$68	\$0	\$1,915	\$54	FY15	\$22,888	\$13,642	
Medium	42	MRSPP-2	0	MRSPP-8	0	RA-C	61	0	44	0	20	15	\$86,807	\$0	\$0	\$0	\$3,614	\$0	\$12,777	\$2,023	FY16	\$6,854	\$50,728	
Low	24	MRSPP-3	5	Evaluation Pending	9	RA-O	8	0	36	0	39	0	\$14,797	\$0	\$1,299	\$0	\$2,907	\$0	\$6,400	\$0	FY11-Comp. IRP		\$156,725	
Not Evaluated	40	MRSPP-4	3	No Known/Suspected	0	LTM	15	0	22	0	47	10	\$11,346	\$0	\$511	\$0	\$384	\$0	\$1,266	\$0	FY11-Comp. MMRP		\$76,424	
Not Required	44	MRSPP-5	3	No Longer Required	13																			
Total IRP Sites	504	MRSPP-6	0	Total MRSs	33								Total	\$262,153	\$16,489	\$9,483	\$5,223	\$7,750	\$1,796	\$22,358	\$3,838	FY11-Complete		\$233,149
Total Number of IRP Installations with Sites							19																	
Total Number of MMRP Installations with Sites							6																	

BRAC Installations

IRP Sites and MRSs by Classification						Study	121	3	1	0	0	0	\$17,595	\$0	\$0	\$0	\$290	\$0	\$0	\$0	FY13	\$1,777	\$0	
Response Complete	107	Response Complete	3			IRA	6(9)	0	0	0			\$985	\$0	\$0	\$0	\$0	\$0	\$0	\$0	FY14	\$1,604	\$0	
High	0	MRSPP-1	0	MRSPP-7	0	Design	29	0	0	0	0	0	\$4,026	\$202	\$0	\$0	\$0	\$0	\$0	\$0	FY15	\$6,077	\$0	
Medium	1	MRSPP-2	0	MRSPP-8	0	RA-C	37	0	1	0	0	0	\$38,087	\$202	\$232	\$0	\$0	\$0	\$0	\$0	FY16	\$894	\$0	
Low	1	MRSPP-3	0	Evaluation Pending	0	RA-O	1	0	13	0	0	0	\$11,074	\$0	\$1,261	\$0	\$6,227	\$0	\$960	\$0	FY11-Comp. IRP		\$40,253	
Not Evaluated	0	MRSPP-4	0	No Known/Suspected	0	LTM	1	0	12	0	11	0	\$2,178	\$0	\$106	\$0	\$4,337	\$0	\$687	\$0	FY11-Comp. MMRP		\$0	
Not Required	13	MRSPP-5	0	No Longer Required	3																			
Total IRP Sites	122	MRSPP-6	0	Total MRSs	3								Total	\$73,945	\$404	\$1,599	\$0	\$10,854	\$0	\$1,647	\$0	FY11-Complete		\$40,253
Total Number of IRP Installations with Sites							12																	
Total Number of MMRP Installations with Sites							3																	

Formerly Used Defense Sites

IRP Sites and MRSs by Classification						Study	42	16	6	10	2	0	\$34,855	\$7,128	\$2,166	\$941	\$2,125	\$25	\$587	\$0	FY13	\$4,791	\$1,217	
Response Complete	23	Response Complete	14			IRA	4(4)	3(3)	0	0			\$12,074	\$539	\$0	\$0	\$0	\$0	\$0	\$0	FY14	\$3,990	\$718	
High	6	MRSPP-1	0	MRSPP-7	1	Design	20	1	5	0	9	7	\$2,131	\$33	\$24	\$0	\$229	\$0	\$107	\$0	FY15	\$2,804	\$0	
Medium	1	MRSPP-2	0	MRSPP-8	0	RA-C	22	3	4	4	9	4	\$20,975	\$13,579	\$625	\$4,718	\$1,401	\$0	\$1,942	\$640	FY16	\$1,478	\$0	
Low	1	MRSPP-3	0	Evaluation Pending	10	RA-O	0	0	0	0	3	0	\$0	\$0	\$0	\$0	\$0	\$0	\$0	\$0	FY11-Comp. IRP		\$52,959	
Not Evaluated	0	MRSPP-4	0	No Known/Suspected	1	LTM	4	2	0	1	4	7	\$9	\$21	\$9	\$5	\$0	\$0	\$0	\$0	FY11-Comp. MMRP		\$76,996	
Not Required	19	MRSPP-5	0	No Longer Required	13																			
Total IRP Sites	50	MRSPP-6	1	Total MRSs	26								Total	\$70,044	\$21,300	\$2,824	\$5,664	\$3,755	\$25	\$2,636	\$640	FY11-Complete		\$129,955
Total Number of IRP Installations with Sites							27																	
Total Number of MMRP Installations with Sites							21																	

Note: Totals reflect installation project funding allocated to individual sites and do not include program management and other support costs.

Table E-5 Status of State IRP/MMRP Summary as of September 30, 2010

Phase	Completed		Underway		Future		Costs Through FY10 (\$000)		FY10 Funds Obligated (\$000)		FY11 Execution Planned (\$000)		FY12 Planning Estimate (\$000)		Estimated Costs (\$000)		
	IRP	MMRP	IRP	MMRP	IRP	MMRP	IRP	MMRP	IRP	MMRP	IRP	MMRP	IRP	MMRP	Fiscal Year	IRP	MMRP
	Sites (Actions)						IRP	MMRP	IRP	MMRP	IRP	MMRP	IRP	MMRP			

New Mexico

Active Installations

IRP Sites and MRSs by Classification					Study	273	24	12	43	87	0	\$60,423	\$10,894	\$0	\$4,926	\$2,474	\$3,970	\$2,433	\$3,480	FY13	\$5,750	\$36,558	
Response Complete	242	Response Complete	11		IRA	47(53)	2(2)	11(13)	3(3)			\$71,838	\$4,115	\$35,723	\$0	\$14,473	\$0	\$0	\$0	FY14	\$17,500	\$30,756	
High	1	MRSPP-1	0	MRSPP-7	0	Design	32	0	1	0	13	28	\$4,826	\$0	\$0	\$0	\$10	\$1,126	\$0	\$1,437	FY15	\$4,566	\$56,889
Medium	5	MRSPP-2	0	MRSPP-8	0	RA-C	47	0	14	0	16	38	\$79,772	\$0	\$0	\$0	\$6,197	\$0	\$381	\$36,853	FY16	\$5,653	\$33,568
Low	21	MRSPP-3	0	Evaluation Pending	53	RA-O	8	0	13	0	17	19	\$29,992	\$0	\$5,099	\$0	\$3,327	\$0	\$2,114	\$0	FY11-Comp. IRP		\$107,834
Not Evaluated	92	MRSPP-4	0	No Known/Suspected	3	LTM	20	0	57	0	21	33	\$14,502	\$0	\$1,649	\$0	\$1,740	\$0	\$1,272	\$0	FY11-Comp. MMRP		\$239,072
Not Required	11	MRSPP-5	0	No Longer Required	11																FY11-Complete		\$346,906
Total IRP Sites	372	MRSPP-6	0	Total MRSs	67							Total	\$261,353	\$15,009	\$42,471	\$4,926	\$28,221	\$5,096	\$6,200	\$41,770			
Total Number of IRP Installations with Sites					12																		
Total Number of MMRP Installations with Sites					4																		

BRAC Installations

IRP Sites and MRSs by Classification					Study	30	2	13	3	0	0	\$16,811	\$1,851	\$983	\$508	\$3,138	\$818	\$2,519	\$720	FY13	\$4,892	\$2,534	
Response Complete	26	Response Complete	2		IRA	1(1)	0	0	1(3)			\$0	\$4,020	\$0	\$0	\$0	\$0	\$0	\$0	\$0	FY14	\$12,262	\$5,816
High	7	MRSPP-1	0	MRSPP-7	0	Design	6	0	1	0	12	3	\$2,826	\$60	\$0	\$0	\$69	\$141	\$0	\$0	FY15	\$10,183	\$10,953
Medium	2	MRSPP-2	0	MRSPP-8	0	RA-C	8	0	1	0	13	3	\$26,000	\$60	\$2,265	\$0	\$2,492	\$2,000	\$3,011	\$2,000	FY16	\$4,302	\$5,318
Low	7	MRSPP-3	0	Evaluation Pending	3	RA-O	0	0	0	0	0	0	\$0	\$0	\$0	\$0	\$0	\$0	\$0	\$0	FY11-Comp. IRP		\$65,129
Not Evaluated	1	MRSPP-4	0	No Known/Suspected	0	LTM	1	0	0	0	6	1	\$364	\$0	\$0	\$0	\$0	\$0	\$0	\$0	FY11-Comp. MMRP		\$69,611
Not Required	0	MRSPP-5	0	No Longer Required	2							Total	\$46,001	\$5,991	\$3,248	\$508	\$5,699	\$2,959	\$5,530	\$2,720	FY11-Complete		\$134,740
Total IRP Sites	43	MRSPP-6	0	Total MRSs	5																		
Total Number of IRP Installations with Sites					1																		
Total Number of MMRP Installations with Sites					1																		

Formerly Used Defense Sites

IRP Sites and MRSs by Classification					Study	61	9	15	119	5	0	\$30,833	\$26,090	\$1,935	\$2,133	\$308	\$4,485	\$432	\$0	FY13	\$4,566	\$14,804	
Response Complete	54	Response Complete	8		IRA	1(1)	1(1)	0	0			\$161	\$0	\$0	\$0	\$0	\$0	\$0	\$0	\$0	FY14	\$3,953	\$0
High	1	MRSPP-1	0	MRSPP-7	45	Design	30	0	3	2	15	118	\$2,491	\$62	\$0	\$0	\$444	\$50	\$0	\$137	FY15	\$6,873	\$5,872
Medium	3	MRSPP-2	0	MRSPP-8	0	RA-C	34	1	7	2	15	118	\$10,559	\$1,430	\$3,069	\$213	\$455	\$50	\$3,442	\$1,963	FY16	\$7,708	\$19,800
Low	0	MRSPP-3	1	Evaluation Pending	64	RA-O	0	0	0	0	2	0	\$0	\$0	\$0	\$0	\$0	\$0	\$0	\$0	FY11-Comp. IRP		\$79,359
Not Evaluated	15	MRSPP-4	1	No Known/Suspected	2	LTM	21	3	0	0	6	120	\$24	\$1	\$0	\$0	\$0	\$0	\$40	\$0	FY11-Comp. MMRP		\$804,050
Not Required	8	MRSPP-5	4	No Longer Required	6							Total	\$44,068	\$27,583	\$5,004	\$2,346	\$1,207	\$4,585	\$3,914	\$2,100	FY11-Complete		\$883,409
Total IRP Sites	81	MRSPP-6	5	Total MRSs	128																		
Total Number of IRP Installations with Sites					25																		
Total Number of MMRP Installations with Sites					121																		

Note: Totals reflect installation project funding allocated to individual sites and do not include program management and other support costs.

Table E-5 Status of State IRP/MMRP Summary as of September 30, 2010

Phase	Completed		Underway		Future		Costs Through FY10 (\$000)		FY10 Funds Obligated (\$000)		FY11 Execution Planned (\$000)		FY12 Planning Estimate (\$000)		Estimated Costs (\$000)		
	IRP	MMRP	IRP	MMRP	IRP	MMRP	IRP	MMRP	IRP	MMRP	IRP	MMRP	IRP	MMRP	Fiscal Year	IRP	MMRP
	Sites (Actions)						IRP	MMRP	IRP	MMRP	IRP	MMRP	IRP	MMRP			

New York

Active Installations

IRP Sites and MRSs by Classification					Study	602	15	6	37	2	2	\$63,755	\$4,726	\$4,581	\$3,713	\$2,539	\$709	\$112	\$188	FY13	\$8,180	\$500	
Response Complete	577	Response Complete	15		IRA	59(84)	1(1)	2(2)	1(1)			\$29,277	\$828	\$0	\$16	\$0	\$0	\$0	\$0	FY14	\$9,822	\$1,603	
High	3	MRSPP-1	0	MRSPP-7	0	Design	48	0	2	0	2	\$7,076	\$0	\$0	\$0	\$1,448	\$0	\$36	\$0	FY15	\$15,223	\$0	
Medium	2	MRSPP-2	0	MRSPP-8	0	RA-C	97	0	5	0	3	\$77,756	\$0	\$3,098	\$0	\$9,322	\$0	\$8,025	\$0	FY16	\$5,349	\$8,993	
Low	4	MRSPP-3	1	Evaluation Pending	26	RA-O	2	0	19	0	6	\$12,874	\$0	\$2,159	\$0	\$1,396	\$0	\$779	\$0	FY11-Comp. IRP		\$121,962	
Not Evaluated	5	MRSPP-4	5	No Known/Suspected	0	LTM	23	0	29	0	13	\$28,899	\$0	\$1,127	\$0	\$3,874	\$0	\$4,690	\$0	FY11-Comp. MMRP		\$49,317	
Not Required	19	MRSPP-5	7	No Longer Required	15																		
Total IRP Sites	610	MRSPP-6	0	Total MRSs	54							Total	\$219,637	\$5,554	\$10,965	\$3,729	\$18,579	\$709	\$13,642	\$188	FY11-Complete		\$171,279
Total Number of IRP Installations with Sites					76																		
Total Number of MMRP Installations with Sites					6																		

BRAC Installations

IRP Sites and MRSs by Classification					Study	240	32	5	4	0	0	\$103,692	\$107	\$7,479	\$7	\$823	\$35	\$0	\$37	FY13	\$2,266	\$125	
Response Complete	219	Response Complete	32		IRA	73(90)	1(1)	0	2(2)			\$23,289	\$7,718	\$0	\$1,561	\$27	\$0	\$0	\$0	FY14	\$2,541	\$79	
High	2	MRSPP-1	0	MRSPP-7	0	Design	23	1	1	0	2	\$22,297	\$60	\$10	\$0	\$0	\$0	\$20	\$54	FY15	\$1,611	\$186	
Medium	5	MRSPP-2	0	MRSPP-8	0	RA-C	43	5	2	0	3	\$108,430	\$4,720	\$1,503	\$0	\$0	\$239	\$604	FY16	\$2,106	\$219		
Low	0	MRSPP-3	0	Evaluation Pending	4	RA-O	9	0	15	0	4	\$20,363	\$0	\$700	\$0	\$1,282	\$0	\$1,451	\$0	FY11-Comp. IRP		\$37,122	
Not Evaluated	4	MRSPP-4	0	No Known/Suspected	0	LTM	0	0	38	3	11	\$15,932	\$214	\$1,397	\$0	\$1,514	\$49	\$1,059	\$9	FY11-Comp. MMRP		\$2,092	
Not Required	15	MRSPP-5	0	No Longer Required	32							Total	\$294,003	\$12,819	\$11,089	\$1,568	\$3,646	\$84	\$2,769	\$704	FY11-Complete		\$39,214
Total IRP Sites	245	MRSPP-6	0	Total MRSs	36																		
Total Number of IRP Installations with Sites					13																		
Total Number of MMRP Installations with Sites					5																		

Formerly Used Defense Sites

IRP Sites and MRSs by Classification					Study	109	9	16	16	9	0	\$36,937	\$6,121	\$1,897	\$72	\$3,299	\$1,302	\$4,019	\$1,386	FY13	\$6,027	\$694	
Response Complete	46	Response Complete	8		IRA	9(9)	1(1)	0	0			\$9,381	\$1,099	\$0	\$0	\$0	\$0	\$0	\$0	FY14	\$7,647	\$1,296	
High	11	MRSPP-1	0	MRSPP-7	0	Design	26	1	4	0	62	\$4,543	\$6	\$10	\$0	\$76	\$0	\$451	\$0	FY15	\$7,747	\$2,370	
Medium	6	MRSPP-2	0	MRSPP-8	0	RA-C	33	2	8	0	63	\$25,386	\$2,396	\$1,020	\$0	\$1,401	\$0	\$3,000	\$0	FY16	\$12,464	\$2,567	
Low	2	MRSPP-3	0	Evaluation Pending	15	RA-O	0	0	0	0	9	\$0	\$0	\$0	\$0	\$1,886	\$0	\$1,238	\$0	FY11-Comp. IRP		\$176,062	
Not Evaluated	4	MRSPP-4	2	No Known/Suspected	2	LTM	7	1	1	0	13	\$16	\$10	\$4	\$10	\$0	\$0	\$0	\$0	FY11-Comp. MMRP		\$86,085	
Not Required	65	MRSPP-5	0	No Longer Required	6							Total	\$76,263	\$9,632	\$2,931	\$82	\$6,662	\$1,302	\$8,708	\$1,386	FY11-Complete		\$262,147
Total IRP Sites	134	MRSPP-6	0	Total MRSs	25																		
Total Number of IRP Installations with Sites					81																		
Total Number of MMRP Installations with Sites					22																		

Note: Totals reflect installation project funding allocated to individual sites and do not include program management and other support costs.

Table E-5 Status of State IRP/MMRP Summary as of September 30, 2010

Phase	Completed		Underway		Future		Costs Through FY10 (\$000)		FY10 Funds Obligated (\$000)		FY11 Execution Planned (\$000)		FY12 Planning Estimate (\$000)		Estimated Costs (\$000)		
	IRP	MMRP	IRP	MMRP	IRP	MMRP	IRP	MMRP	IRP	MMRP	IRP	MMRP	IRP	MMRP	Fiscal Year	IRP	MMRP
	Sites (Actions)						IRP	MMRP	IRP	MMRP	IRP	MMRP	IRP	MMRP			

North Carolina

Active Installations

IRP Sites and MRSs by Classification						Study	535	43	29	23	26	4	\$110,962	\$9,185	\$4,548	\$1,845	\$1,136	\$3,515	\$180	\$3,924	FY13	\$8,347	\$4,316
Response Complete	417	Response Complete	41			IRA	70(92)	0	0	1(1)			\$46,525	\$0	\$0	\$0	\$0	\$0	\$0	\$0	FY14	\$9,851	\$5,113
High	8	MRSPP-1	0	MRSPP-7	0	Design	102	4	1	0	5	24	\$15,758	\$0	\$914	\$0	\$346	\$0	\$0	\$0	FY15	\$13,104	\$3,096
Medium	4	MRSPP-2	2	MRSPP-8	3	RA-C	117	4	21	1	23	25	\$76,225	\$880	\$2,538	\$0	\$5,950	\$0	\$3,008	\$0	FY16	\$19,683	\$3,985
Low	0	MRSPP-3	1	Evaluation Pending	15	RA-O	75	3	63	0	21	3	\$99,872	\$0	\$8,427	\$0	\$5,550	\$0	\$5,155	\$0	FY11-Comp. IRP		\$176,199
Not Evaluated	64	MRSPP-4	4	No Known/Suspected	5	LTM	22	3	33	0	70	23	\$13,577	\$0	\$802	\$0	\$1,416	\$0	\$1,208	\$0	FY11-Comp. MMRP		\$130,303
Not Required	97	MRSPP-5	3	No Longer Required	36																FY11-Complete		\$306,502
Total IRP Sites	590	MRSPP-6	1	Total MRSs	70								\$362,919	\$10,065	\$17,229	\$1,845	\$14,398	\$3,515	\$9,551	\$3,924			
Total Number of IRP Installations with Sites														35									
Total Number of MMRP Installations with Sites														7									

BRAC Installations

IRP Sites and MRSs by Classification						Study	2	0	0	0	0	0	\$95	\$0	\$0	\$0	\$0	\$0	\$0	\$0	FY13	\$0	\$0
Response Complete	2	Response Complete	0			IRA	0	0	0	0			\$0	\$0	\$0	\$0	\$0	\$0	\$0	\$0	FY14	\$0	\$0
High	0	MRSPP-1	0	MRSPP-7	0	Design	0	0	0	0	0	0	\$0	\$0	\$0	\$0	\$0	\$0	\$0	\$0	FY15	\$0	\$0
Medium	0	MRSPP-2	0	MRSPP-8	0	RA-C	0	0	0	0	0	0	\$0	\$0	\$0	\$0	\$0	\$0	\$0	\$0	FY16	\$0	\$0
Low	0	MRSPP-3	0	Evaluation Pending	0	RA-O	0	0	0	0	0	0	\$0	\$0	\$0	\$0	\$0	\$0	\$0	\$0	FY11-Comp. IRP		\$0
Not Evaluated	0	MRSPP-4	0	No Known/Suspected	0	LTM	0	0	0	0	0	0	\$0	\$0	\$0	\$0	\$0	\$0	\$0	\$0	FY11-Comp. MMRP		\$0
Not Required	0	MRSPP-5	0	No Longer Required	0																FY11-Complete		\$0
Total IRP Sites	2	MRSPP-6	0	Total MRSs	0								\$95	\$0	\$0	\$0	\$0	\$0	\$0	\$0			
Total Number of IRP Installations with Sites														1									
Total Number of MMRP Installations with Sites														0									

Formerly Used Defense Sites

IRP Sites and MRSs by Classification						Study	37	12	0	16	0	0	\$10,195	\$9,681	\$0	\$90	\$0	\$311	\$0	\$2,661	FY13	\$1,201	\$757
Response Complete	33	Response Complete	11			IRA	1(1)	1(1)	0	0			\$135	\$891	\$0	\$0	\$0	\$0	\$0	\$0	FY14	\$3,335	\$0
High	2	MRSPP-1	0	MRSPP-7	0	Design	24	0	2	0	0	17	\$982	\$0	\$49	\$0	\$144	\$0	\$0	\$0	FY15	\$2,165	\$1,101
Medium	0	MRSPP-2	0	MRSPP-8	0	RA-C	26	2	1	2	2	15	\$7,294	\$10,520	\$274	\$2,663	\$2,507	\$100	\$3,143	\$0	FY16	\$2,479	\$3,782
Low	0	MRSPP-3	0	Evaluation Pending	14	RA-O	1	0	1	0	2	0	\$305	\$0	\$205	\$0	\$47	\$0	\$755	\$0	FY11-Comp. IRP		\$37,646
Not Evaluated	0	MRSPP-4	1	No Known/Suspected	4	LTM	24	6	1	2	4	16	\$185	\$80	\$37	\$4	\$67	\$153	\$0	\$0	FY11-Comp. MMRP		\$301,483
Not Required	2	MRSPP-5	1	No Longer Required	7																FY11-Complete		\$339,129
Total IRP Sites	37	MRSPP-6	1	Total MRSs	28								\$19,096	\$21,172	\$565	\$2,757	\$2,765	\$564	\$3,898	\$2,661			
Total Number of IRP Installations with Sites														20									
Total Number of MMRP Installations with Sites														22									

Note: Totals reflect installation project funding allocated to individual sites and do not include program management and other support costs.

Table E-5 Status of State IRP/MMRP Summary as of September 30, 2010

Phase	Completed		Underway		Future		Costs Through FY10 (\$000)		FY10 Funds Obligated (\$000)		FY11 Execution Planned (\$000)		FY12 Planning Estimate (\$000)		Estimated Costs (\$000)		
	IRP	MMRP	IRP	MMRP	IRP	MMRP	IRP	MMRP	IRP	MMRP	IRP	MMRP	IRP	MMRP	Fiscal Year	IRP	MMRP
	Sites (Actions)						IRP	MMRP	IRP	MMRP	IRP	MMRP	IRP	MMRP			

North Dakota

Active Installations

IRP Sites and MRSs by Classification						Study	73	4	0	15	11	1	\$8,538	\$3,973	\$0	\$2,073	\$0	\$1,843	\$4,746	\$1,216	FY13	\$643	\$3,163	
Response Complete	69	Response Complete	3			IRA	5(5)	0	0	0			\$447	\$0	\$0	\$0	\$0	\$0	\$0	\$0	\$0	FY14	\$630	\$2,974
High	0	MRSPP-1	0	MRSPP-7	0	Design	7	0	0	0	1	3	\$3,605	\$0	\$0	\$0	\$1,424	\$0	\$0	\$0	\$0	FY15	\$653	\$155
Medium	1	MRSPP-2	0	MRSPP-8	0	RA-C	26	1	0	0	1	8	\$15,100	\$0	\$0	\$0	\$0	\$0	\$27	\$0	\$0	FY16	\$690	\$217
Low	0	MRSPP-3	0	Evaluation Pending	17	RA-O	4	0	2	0	1	0	\$2,391	\$0	\$80	\$0	\$258	\$0	\$268	\$0	\$0	FY11-Comp. IRP		\$15,449
Not Evaluated	11	MRSPP-4	0	No Known/Suspected	0	LTM	2	1	4	0	4	5	\$4,091	\$0	\$461	\$0	\$301	\$0	\$560	\$0	\$0	FY11-Comp. MMRP		\$12,355
Not Required	3	MRSPP-5	0	No Longer Required	3																			
Total IRP Sites	84	MRSPP-6	0	Total MRSs	20								Total	\$34,172	\$3,973	\$541	\$2,073	\$1,983	\$1,843	\$5,601	\$1,216	FY11-Complete		\$27,804
Total Number of IRP Installations with Sites														8										
Total Number of MMRP Installations with Sites														5										

Formerly Used Defense Sites

IRP Sites and MRSs by Classification						Study	5	0	0	0	0	0	\$449	\$0	\$0	\$0	\$0	\$0	\$0	\$0	\$0	FY13	\$0	\$0
Response Complete	5	Response Complete	0			IRA	1(1)	0	0	0			\$0	\$0	\$0	\$0	\$0	\$0	\$0	\$0	\$0	FY14	\$0	\$0
High	0	MRSPP-1	0	MRSPP-7	0	Design	5	0	0	0	0	0	\$322	\$0	\$0	\$0	\$0	\$0	\$0	\$0	\$0	FY15	\$0	\$0
Medium	0	MRSPP-2	0	MRSPP-8	0	RA-C	4	0	0	0	0	0	\$773	\$0	\$0	\$0	\$0	\$0	\$0	\$0	\$0	FY16	\$0	\$0
Low	0	MRSPP-3	0	Evaluation Pending	0	RA-O	0	0	0	0	0	0	\$0	\$0	\$0	\$0	\$0	\$0	\$0	\$0	\$0	FY11-Comp. IRP		\$0
Not Evaluated	0	MRSPP-4	0	No Known/Suspected	0	LTM	0	0	0	0	0	0	\$0	\$0	\$0	\$0	\$0	\$0	\$0	\$0	\$0	FY11-Comp. MMRP		\$0
Not Required	0	MRSPP-5	0	No Longer Required	0																			
Total IRP Sites	5	MRSPP-6	0	Total MRSs	0								Total	\$1,544	\$0	\$0	\$0	\$0	\$0	\$0	\$0	FY11-Complete		\$0
Total Number of IRP Installations with Sites														4										
Total Number of MMRP Installations with Sites														0										

Note: Totals reflect installation project funding allocated to individual sites and do not include program management and other support costs.

Table E-5 Status of State IRP/MMRP Summary as of September 30, 2010

Phase	Completed		Underway		Future		Costs Through FY10 (\$000)		FY10 Funds Obligated (\$000)		FY11 Execution Planned (\$000)		FY12 Planning Estimate (\$000)		Estimated Costs (\$000)								
	IRP	MMRP	IRP	MMRP	IRP	MMRP	IRP	MMRP	IRP	MMRP	IRP	MMRP	IRP	MMRP	Fiscal Year	IRP	MMRP						
	Sites (Actions)						IRP	MMRP	IRP	MMRP	IRP	MMRP	IRP	MMRP									
Northern Mariana Islands																							
◀ Formerly Used Defense Sites																							
IRP Sites and MRSs by Classification																							
Response Complete	12	Response Complete	1						\$3,201	\$797	\$434	\$568	\$221	\$200	\$0	\$621	FY13	\$2,577	\$0				
									\$0	\$0	\$0	\$0	\$0	\$0	\$0	\$0	FY14	\$2,524	\$2,815				
High	0	MRSPP-1	0	MRSPP-7	0	Design	8	0	0	0	3	5	\$1,363	\$0	\$63	\$0	\$132	\$0	\$0	FY15	\$2,119	\$0	
Medium	1	MRSPP-2	0	MRSPP-8	0	RA-C	8	0	0	0	6	5	\$4,039	\$0	\$0	\$0	\$1,555	\$0	\$2,349	\$0	FY16	\$2,620	\$0
Low	2	MRSPP-3	0	Evaluation Pending	5	RA-O	4	0	0	0	1	0	\$18,354	\$0	\$0	\$0	\$0	\$0	\$0	\$0	FY11-Comp. IRP	\$20,139	
Not Evaluated	1	MRSPP-4	0	No Known/Suspected	0	LTM	1	0	0	0	3	5	\$165	\$0	\$0	\$0	\$0	\$0	\$0	\$0	FY11-Comp. MMRP	\$141,755	
Not Required	2	MRSPP-5	0	No Longer Required	1																		
Total IRP Sites	18	MRSPP-6	0	Total MRSs	6																		
Total																							
									\$27,122	\$797	\$497	\$568	\$1,908	\$200	\$2,349	\$621	FY11-Complete	\$161,894					
Total Number of IRP Installations with Sites																							
13																							
Total Number of MMRP Installations with Sites																							
6																							

Note: Totals reflect installation project funding allocated to individual sites and do not include program management and other support costs.

Table E-5 Status of State IRP/MMRP Summary as of September 30, 2010

	Phase	Completed		Underway		Future		Costs Through FY10 (\$000)		FY10 Funds Obligated (\$000)		FY11 Execution Planned (\$000)		FY12 Planning Estimate (\$000)		Estimated Costs (\$000)		
		IRP	MMRP	IRP	MMRP	IRP	MMRP	IRP	MMRP	IRP	MMRP	IRP	MMRP	IRP	MMRP	Fiscal Year	IRP	MMRP
		Sites (Actions)							IRP	MMRP	IRP	MMRP	IRP	MMRP	IRP	MMRP		

Ohio

Active Installations

IRP Sites and MRSs by Classification					Study	448	6	39	20	0	1	\$163,597	\$13,059	\$3,911	\$7,733	\$2,252	\$3,232	\$1,466	\$952	FY13	\$8,812	\$697	
Response Complete	433	Response Complete	6		IRA	63(78)	1(2)	5(5)	0			\$13,530	\$374	\$102	\$0	\$574	\$0	\$116	\$0	FY14	\$7,013	\$7,128	
High	6	MRSPP-1	0	MRSPP-7	0	Design	13	0	22	5	15	\$17,105	\$0	\$0	\$0	\$0	\$0	\$0	\$0	FY15	\$7,917	\$356	
Medium	19	MRSPP-2	0	MRSPP-8	0	RA-C	45	0	24	5	17	\$69,976	\$0	\$103	\$0	\$1,364	\$0	\$63	\$0	FY16	\$15,596	\$2,273	
Low	8	MRSPP-3	2	Evaluation Pending	8	RA-O	14	0	5	0	6	\$32,423	\$0	\$12,582	\$0	\$1,208	\$0	\$2,525	\$0	FY11-Comp. IRP		\$89,222	
Not Evaluated	14	MRSPP-4	3	No Known/Suspected	1	LTM	2	0	16	0	10	\$21,601	\$0	\$2,751	\$0	\$3,419	\$0	\$3,386	\$0	FY11-Comp. MMRP		\$16,837	
Not Required	7	MRSPP-5	6	No Longer Required	6																		
Total IRP Sites	487	MRSPP-6	1	Total MRSs	27							Total	\$318,232	\$13,433	\$19,449	\$7,733	\$8,817	\$3,232	\$7,556	\$952	FY11-Complete		\$106,059
Total Number of IRP Installations with Sites					51																		
Total Number of MMRP Installations with Sites					4																		

BRAC Installations

IRP Sites and MRSs by Classification					Study	81	0	0	0	0	0	\$18,293	\$0	\$0	\$0	\$0	\$0	\$0	\$0	FY13	\$606	\$0	
Response Complete	73	Response Complete	0		IRA	27(28)	0	0	0			\$5,975	\$0	\$0	\$0	\$0	\$0	\$0	\$0	FY14	\$506	\$0	
High	0	MRSPP-1	0	MRSPP-7	0	Design	8	0	0	0	0	\$2,136	\$0	\$0	\$0	\$0	\$0	\$0	\$0	FY15	\$540	\$0	
Medium	0	MRSPP-2	0	MRSPP-8	0	RA-C	11	0	0	0	0	\$5,743	\$0	\$0	\$0	\$0	\$0	\$0	\$0	FY16	\$571	\$0	
Low	0	MRSPP-3	0	Evaluation Pending	0	RA-O	6	0	8	0	0	\$11,658	\$0	\$393	\$0	\$2,860	\$0	\$505	\$0	FY11-Comp. IRP		\$11,612	
Not Evaluated	0	MRSPP-4	0	No Known/Suspected	0	LTM	1	0	26	0	8	\$344	\$0	\$0	\$0	\$299	\$0	\$156	\$0	FY11-Comp. MMRP		\$0	
Not Required	8	MRSPP-5	0	No Longer Required	0																		
Total IRP Sites	81	MRSPP-6	0	Total MRSs	0							Total	\$44,149	\$0	\$393	\$0	\$3,159	\$0	\$661	\$0	FY11-Complete		\$11,612
Total Number of IRP Installations with Sites					3																		
Total Number of MMRP Installations with Sites					0																		

Formerly Used Defense Sites

IRP Sites and MRSs by Classification					Study	50	7	23	2	0	1	\$63,304	\$4,564	\$5,868	\$276	\$6,128	\$83	\$3,460	\$347	FY13	\$8,865	\$57	
Response Complete	48	Response Complete	7		IRA	6(6)	1(1)	0	0			\$4,067	\$362	\$34	\$0	\$0	\$0	\$0	\$0	FY14	\$11,804	\$72	
High	14	MRSPP-1	0	MRSPP-7	0	Design	21	1	7	0	13	\$4,132	\$42	\$112	\$0	\$628	\$0	\$620	\$0	FY15	\$6,509	\$0	
Medium	5	MRSPP-2	0	MRSPP-8	0	RA-C	26	2	7	1	16	\$45,948	\$2,042	\$3,661	\$125	\$4,145	\$0	\$6,446	\$0	FY16	\$3,543	\$464	
Low	5	MRSPP-3	0	Evaluation Pending	3	RA-O	2	0	0	0	5	\$208	\$0	\$0	\$0	\$0	\$0	\$0	\$0	FY11-Comp. IRP		\$178,594	
Not Evaluated	1	MRSPP-4	0	No Known/Suspected	0	LTM	23	5	5	2	14	\$1,325	\$165	\$213	\$19	\$5	\$0	\$0	\$0	FY11-Comp. MMRP		\$11,824	
Not Required	0	MRSPP-5	0	No Longer Required	7																		
Total IRP Sites	73	MRSPP-6	0	Total MRSs	10							Total	\$118,984	\$7,175	\$9,888	\$420	\$10,906	\$83	\$10,526	\$347	FY11-Complete		\$190,418
Total Number of IRP Installations with Sites					28																		
Total Number of MMRP Installations with Sites					8																		

Note: Totals reflect installation project funding allocated to individual sites and do not include program management and other support costs.

Table E-5 Status of State IRP/MMRP Summary as of September 30, 2010

	Phase	Completed		Underway		Future		Costs Through FY10 (\$000)		FY10 Funds Obligated (\$000)		FY11 Execution Planned (\$000)		FY12 Planning Estimate (\$000)		Estimated Costs (\$000)		
		IRP	MMRP	IRP	MMRP	IRP	MMRP	IRP	MMRP	IRP	MMRP	IRP	MMRP	IRP	MMRP	Fiscal Year	IRP	MMRP
		Sites (Actions)							IRP	MMRP	IRP	MMRP	IRP	MMRP	IRP	MMRP		

Oklahoma

Active Installations

IRP Sites and MRSs by Classification					Study	339	7	1	24	29	0	\$117,754	\$6,709	\$125	\$1,465	\$3,591	\$2,765	\$818	\$1,635	FY13	\$9,341	\$2,234	
Response Complete	305	Response Complete	1		IRA	54(94)	0	0	0			\$90,538	\$0	\$0	\$0	\$0	\$0	\$0	\$0	FY14	\$6,775	\$11,538	
High	0	MRSPP-1	0	MRSPP-7	0	Design	29	0	1	0	0	18	\$20,823	\$0	\$0	\$0	\$248	\$0	\$0	FY15	\$7,050	\$678	
Medium	2	MRSPP-2	0	MRSPP-8	0	RA-C	42	0	3	0	0	20	\$62,581	\$0	\$0	\$15	\$0	\$0	\$0	FY16	\$4,392	\$13	
Low	1	MRSPP-3	1	Evaluation Pending	24	RA-O	7	0	28	0	3	0	\$56,526	\$0	\$2,147	\$0	\$6,045	\$0	\$9,184	\$0	FY11-Comp. IRP	\$87,977	
Not Evaluated	30	MRSPP-4	1	No Known/Suspected	0	LTM	19	0	24	0	29	18	\$27,863	\$0	\$2,054	\$0	\$2,084	\$0	\$839	\$0	FY11-Comp. MMRP	\$20,254	
Not Required	31	MRSPP-5	4	No Longer Required	1																		
Total IRP Sites	369	MRSPP-6	0	Total MRSs	31							Total	\$376,085	\$6,709	\$4,326	\$1,465	\$11,735	\$3,013	\$10,841	\$1,635	FY11-Complete	\$108,231	
Total Number of IRP Installations with Sites					38																		
Total Number of MMRP Installations with Sites					5																		

Formerly Used Defense Sites

IRP Sites and MRSs by Classification					Study	58	18	1	9	0	0	\$14,423	\$6,701	\$39	\$74	\$0	\$83	\$560	\$386	FY13	\$1,428	\$861	
Response Complete	57	Response Complete	17		IRA	3(3)	2(2)	0	0			\$5,015	\$1,604	\$0	\$0	\$0	\$0	\$0	\$0	FY14	\$174	\$63	
High	1	MRSPP-1	0	MRSPP-7	0	Design	42	3	3	1	0	9	\$3,469	\$17	\$20	\$7	\$128	\$77	\$0	\$60	FY15	\$184	\$14
Medium	1	MRSPP-2	1	MRSPP-8	0	RA-C	40	1	1	1	2	9	\$19,223	\$18	\$856	\$18	\$202	\$876	\$0	\$46	FY16	\$622	\$1,592
Low	0	MRSPP-3	0	Evaluation Pending	6	RA-O	0	0	0	0	2	0	\$0	\$0	\$0	\$0	\$5	\$0	\$194	\$0	FY11-Comp. IRP	\$20,745	
Not Evaluated	0	MRSPP-4	1	No Known/Suspected	3	LTM	8	7	4	0	3	7	\$5,059	\$172	\$497	\$0	\$371	\$0	\$269	\$0	FY11-Comp. MMRP	\$50,925	
Not Required	0	MRSPP-5	2	No Longer Required	14																		
Total IRP Sites	59	MRSPP-6	0	Total MRSs	27							Total	\$47,189	\$8,512	\$1,412	\$99	\$706	\$1,036	\$1,023	\$492	FY11-Complete	\$71,670	
Total Number of IRP Installations with Sites					34																		
Total Number of MMRP Installations with Sites					19																		

Note: Totals reflect installation project funding allocated to individual sites and do not include program management and other support costs.

Table E-5 Status of State IRP/MMRP Summary as of September 30, 2010

Phase	Completed		Underway		Future		Costs Through FY10 (\$000)		FY10 Funds Obligated (\$000)		FY11 Execution Planned (\$000)		FY12 Planning Estimate (\$000)		Estimated Costs (\$000)		
	IRP	MMRP	IRP	MMRP	IRP	MMRP	IRP	MMRP	IRP	MMRP	IRP	MMRP	IRP	MMRP	Fiscal Year	IRP	MMRP
	Sites (Actions)						IRP	MMRP	IRP	MMRP	IRP	MMRP	IRP	MMRP			

Oregon

Active Installations

IRP Sites and MRSs by Classification				Study	68	2	0	13	13	3	\$12,004	\$5,930	\$130	\$3,321	\$183	\$1,332	\$607	\$282	FY13	\$0	\$5,039		
Response Complete	65	Response Complete	2	IRA	10(12)	0	0	1(1)			\$4,469	\$0	\$0	\$0	\$0	\$0	\$0	\$0	FY14	\$2,001	\$5,174		
High	0	MRSPP-1	0	MRSPP-7	0	Design	6	0	2	0	2	5	\$813	\$0	\$0	\$0	\$984	\$0	\$1,159	\$0	FY15	\$350	\$0
Medium	1	MRSPP-2	0	MRSPP-8	0	RA-C	12	0	0	0	4	5	\$5,634	\$0	\$0	\$0	\$0	\$0	\$0	\$0	FY16	\$279	\$18,340
Low	1	MRSPP-3	0	Evaluation Pending	16	RA-O	2	0	1	0	4	1	\$102	\$0	\$0	\$0	\$0	\$0	\$0	\$0	FY11-Comp. IRP		\$5,787
Not Evaluated	13	MRSPP-4	0	No Known/Suspected	0	LTM	6	0	5	0	4	9	\$2,452	\$0	\$1,132	\$0	\$0	\$0	\$0	\$184	FY11-Comp. MMRP		\$32,263
Not Required	1	MRSPP-5	0	No Longer Required	2																		
Total IRP Sites	81	MRSPP-6	0	Total MRSs	18						Total	\$25,474	\$5,930	\$1,262	\$3,321	\$1,167	\$1,332	\$1,766	\$466	FY11-Complete		\$38,050	
Total Number of IRP Installations with Sites								21															
Total Number of MMRP Installations with Sites								5															

BRAC Installations

IRP Sites and MRSs by Classification				Study	117	1	0	1	0	0	\$20,983	\$7	\$0	\$7	\$0	\$0	\$0	\$279	FY13	\$2,277	\$5,923		
Response Complete	116	Response Complete	1	IRA	0	0	0	0			\$590	\$0	\$0	\$0	\$0	\$0	\$0	\$0	FY14	\$1,612	\$12,001		
High	1	MRSPP-1	0	MRSPP-7	0	Design	12	1	0	0	1	1	\$397	\$0	\$0	\$0	\$747	\$0	\$0	FY15	\$3,041	\$91	
Medium	0	MRSPP-2	0	MRSPP-8	0	RA-C	13	1	0	0	1	1	\$28,675	\$0	\$0	\$0	\$298	\$0	\$1,911	\$0	FY16	\$0	\$0
Low	0	MRSPP-3	0	Evaluation Pending	1	RA-O	1	0	0	0	1	0	\$3,031	\$0	\$338	\$0	\$0	\$0	\$314	\$0	FY11-Comp. IRP		\$10,397
Not Evaluated	0	MRSPP-4	0	No Known/Suspected	0	LTM	0	0	1	1	1	1	\$1,575	\$0	\$58	\$0	\$109	\$60	\$88	\$0	FY11-Comp. MMRP		\$18,354
Not Required	0	MRSPP-5	0	No Longer Required	1																		
Total IRP Sites	117	MRSPP-6	0	Total MRSs	2						Total	\$55,251	\$7	\$396	\$7	\$1,154	\$60	\$2,313	\$279	FY11-Complete		\$28,751	
Total Number of IRP Installations with Sites								1															
Total Number of MMRP Installations with Sites								1															

Formerly Used Defense Sites

IRP Sites and MRSs by Classification				Study	29	5	3	16	1	0	\$10,460	\$2,107	\$585	\$106	\$965	\$731	\$104	\$26	FY13	\$4,690	\$1,345		
Response Complete	29	Response Complete	5	IRA	2(2)	0	0	0			\$936	\$0	\$0	\$0	\$0	\$0	\$0	\$0	FY14	\$9,639	\$60		
High	1	MRSPP-1	0	MRSPP-7	1	Design	25	0	1	0	1	16	\$3,229	\$0	\$0	\$0	\$0	\$0	\$1,344	\$0	FY15	\$1,970	\$2,092
Medium	1	MRSPP-2	0	MRSPP-8	0	RA-C	22	0	2	0	1	16	\$12,627	\$0	\$19	\$0	\$0	\$0	\$0	\$0	FY16	\$6,332	\$0
Low	0	MRSPP-3	0	Evaluation Pending	12	RA-O	0	0	0	0	2	0	\$0	\$0	\$0	\$0	\$0	\$0	\$0	\$0	FY11-Comp. IRP		\$40,002
Not Evaluated	1	MRSPP-4	2	No Known/Suspected	0	LTM	19	0	1	0	1	15	\$678	\$0	\$4	\$0	\$0	\$0	\$0	\$0	FY11-Comp. MMRP		\$213,295
Not Required	1	MRSPP-5	1	No Longer Required	5																		
Total IRP Sites	33	MRSPP-6	0	Total MRSs	21						Total	\$27,930	\$2,107	\$608	\$106	\$965	\$731	\$1,448	\$26	FY11-Complete		\$253,297	
Total Number of IRP Installations with Sites								19															
Total Number of MMRP Installations with Sites								15															

Note: Totals reflect installation project funding allocated to individual sites and do not include program management and other support costs.

Table E-5 Status of State IRP/MMRP Summary as of September 30, 2010

	Phase	Completed		Underway		Future		Costs Through FY10 (\$000)	FY10 Funds Obligated (\$000)	FY11 Execution Planned (\$000)	FY12 Planning Estimate (\$000)	Estimated Costs (\$000)		
		IRP	MMRP	IRP	MMRP	IRP	MMRP					Fiscal Year	IRP	MMRP
		Sites (Actions)												

Pennsylvania

Active Installations

IRP Sites and MRSs by Classification						Study	741	12	15	13	8	0	\$63,316	\$3,833	\$481	\$704	\$0	\$881	\$525	\$2,079	FY13	\$1,045	\$129
Response Complete	734	Response Complete	12			IRA	60(70)	0	1(1)	0			\$18,537	\$29	\$258	\$0	\$0	\$0	\$0	\$0	FY14	\$2,124	\$0
High	10	MRSPP-1	0	MRSPP-7	0	Design	30	0	7	0	0	6	\$6,140	\$0	\$0	\$0	\$0	\$0	\$0	\$0	FY15	\$676	\$13,851
Medium	7	MRSPP-2	1	MRSPP-8	0	RA-C	99	1	9	0	0	6	\$71,785	\$0	\$5,725	\$0	\$20	\$0	\$667	\$0	FY16	\$1,043	\$17,628
Low	1	MRSPP-3	0	Evaluation Pending	11	RA-O	13	0	10	0	1	0	\$13,941	\$0	\$371	\$0	\$614	\$0	\$412	\$0	FY11-Comp. IRP		\$17,734
Not Evaluated	8	MRSPP-4	0	No Known/Suspected	0	LTM	13	0	23	1	9	2	\$7,171	\$2,011	\$486	\$274	\$607	\$0	\$866	\$0	FY11-Comp. MMRP		\$36,450
Not Required	4	MRSPP-5	0	No Longer Required	12																		
Total IRP Sites	764	MRSPP-6	1	Total MRSs	25							Total	\$180,890	\$5,873	\$7,321	\$978	\$1,241	\$881	\$2,470	\$2,079	FY11-Complete		\$54,184
Total Number of IRP Installations with Sites												95											
Total Number of MMRP Installations with Sites												5											

BRAC Installations

IRP Sites and MRSs by Classification						Study	158	2	15	0	0	0	\$30,765	\$0	\$602	\$0	\$0	\$0	\$0	\$0	FY13	\$1,782	\$0
Response Complete	147	Response Complete	2			IRA	17(19)	0	1(1)	0			\$10,104	\$0	\$0	\$0	\$0	\$0	\$0	\$0	FY14	\$1,821	\$0
High	8	MRSPP-1	0	MRSPP-7	0	Design	49	0	1	0	3	0	\$7,281	\$0	\$27	\$0	\$827	\$0	\$0	\$0	FY15	\$1,751	\$0
Medium	3	MRSPP-2	0	MRSPP-8	0	RA-C	70	0	1	0	5	0	\$40,891	\$0	\$397	\$0	\$422	\$0	\$190	\$0	FY16	\$1,766	\$0
Low	5	MRSPP-3	0	Evaluation Pending	0	RA-O	6	0	6	0	3	0	\$24,071	\$0	\$2,013	\$0	\$1,872	\$0	\$1,672	\$0	FY11-Comp. IRP		\$48,900
Not Evaluated	0	MRSPP-4	0	No Known/Suspected	0	LTM	9	0	3	0	4	0	\$2,912	\$0	\$18	\$0	\$5	\$0	\$43	\$0	FY11-Comp. MMRP		\$0
Not Required	10	MRSPP-5	0	No Longer Required	2																		
Total IRP Sites	173	MRSPP-6	0	Total MRSs	2							Total	\$116,024	\$0	\$3,057	\$0	\$3,126	\$0	\$1,905	\$0	FY11-Complete		\$48,900
Total Number of IRP Installations with Sites												20											
Total Number of MMRP Installations with Sites												1											

Formerly Used Defense Sites

IRP Sites and MRSs by Classification						Study	66	33	4	1	3	2	\$18,224	\$2,831	\$982	\$112	\$1,278	\$13	\$219	\$0	FY13	\$2,108	\$187
Response Complete	63	Response Complete	17			IRA	3(3)	3(3)	0	0			\$897	\$4,891	\$0	\$0	\$0	\$0	\$0	\$0	FY14	\$1,799	\$97
High	2	MRSPP-1	0	MRSPP-7	0	Design	35	1	0	1	6	8	\$3,390	\$137	\$0	\$27	\$69	\$0	\$264	\$0	FY15	\$1,394	\$12
Medium	2	MRSPP-2	0	MRSPP-8	0	RA-C	44	2	3	4	5	9	\$23,108	\$4,406	\$287	\$4,378	\$2,367	\$0	\$2,383	\$0	FY16	\$827	\$12
Low	0	MRSPP-3	0	Evaluation Pending	19	RA-O	0	0	2	0	2	0	\$1,893	\$0	\$469	\$0	\$500	\$0	\$342	\$0	FY11-Comp. IRP		\$33,059
Not Evaluated	3	MRSPP-4	0	No Known/Suspected	2	LTM	21	8	2	0	6	17	\$2,116	\$143	\$363	\$0	\$57	\$4	\$26	\$12	FY11-Comp. MMRP		\$97,740
Not Required	3	MRSPP-5	0	No Longer Required	15																		
Total IRP Sites	73	MRSPP-6	0	Total MRSs	36							Total	\$49,628	\$12,408	\$2,101	\$4,517	\$4,271	\$17	\$3,234	\$12	FY11-Complete		\$130,799
Total Number of IRP Installations with Sites												41											
Total Number of MMRP Installations with Sites												18											

Note: Totals reflect installation project funding allocated to individual sites and do not include program management and other support costs.

Table E-5 Status of State IRP/MMRP Summary as of September 30, 2010

Phase	Completed		Underway		Future		Costs Through FY10 (\$000)		FY10 Funds Obligated (\$000)		FY11 Execution Planned (\$000)		FY12 Planning Estimate (\$000)		Estimated Costs (\$000)		
	IRP	MMRP	IRP	MMRP	IRP	MMRP	IRP	MMRP	IRP	MMRP	IRP	MMRP	IRP	MMRP	Fiscal Year	IRP	MMRP
	Sites (Actions)						IRP	MMRP	IRP	MMRP	IRP	MMRP	IRP	MMRP			

Puerto Rico

Active Installations

IRP Sites and MRSs by Classification						Study	136	4	12	23	3	0	\$36,620	\$27,368	\$2,246	\$3,682	\$1,458	\$5,732	\$206	\$3,490	FY13	\$1,848	\$20,990	
Response Complete	71	Response Complete	3			IRA	7(10)	0	3(3)	0			\$6,643	\$16,575	\$0	\$16,575	\$0	\$15,174	\$0	\$16,198	FY14	\$3,644	\$21,039	
High	6	MRSPP-1	0	MRSPP-7	0	Design	5	0	1	0	7	17	\$2,115	\$2,892	\$0	\$0	\$1,673	\$0	\$0	\$131	FY15	\$1,299	\$21,081	
Medium	1	MRSPP-2	16	MRSPP-8	0	RA-C	6	0	2	0	8	17	\$13,380	\$74,951	\$0	\$0	\$1,142	\$0	\$1,645	\$254	FY16	\$842	\$21,756	
Low	1	MRSPP-3	1	Evaluation Pending	5	RA-O	2	0	2	0	8	0	\$5,823	\$0	\$3,494	\$0	\$0	\$0	\$546	\$0	FY11-Comp. IRP		\$27,055	
Not Evaluated	9	MRSPP-4	2	No Known/Suspected	0	LTM	3	0	0	0	11	16	\$186	\$0	\$0	\$0	\$21	\$0	\$92	\$0	FY11-Comp. MMRP		\$363,018	
Not Required	63	MRSPP-5	0	No Longer Required	3																			
Total IRP Sites	151	MRSPP-6	0	Total MRSs	27								Total	\$64,767	\$121,786	\$5,740	\$20,257	\$4,294	\$20,906	\$2,489	\$20,073	FY11-Complete		\$390,073
Total Number of IRP Installations with Sites							10																	
Total Number of MMRP Installations with Sites							6																	

BRAC Installations

IRP Sites and MRSs by Classification						Study	38	1	24	2	0	0	\$9,060	\$608	\$6,893	\$608	\$2,228	\$1,803	\$1,874	\$654	FY13	\$630	\$69	
Response Complete	28	Response Complete	1			IRA	0	0	0	0			\$889	\$0	\$0	\$0	\$825	\$0	\$0	\$0	FY14	\$702	\$0	
High	1	MRSPP-1	0	MRSPP-7	1	Design	6	0	7	0	14	2	\$122	\$0	\$122	\$0	\$399	\$0	\$201	\$288	FY15	\$701	\$0	
Medium	0	MRSPP-2	0	MRSPP-8	0	RA-C	10	0	11	0	16	2	\$7,180	\$0	\$230	\$0	\$376	\$0	\$9,050	\$1,031	FY16	\$714	\$0	
Low	0	MRSPP-3	0	Evaluation Pending	1	RA-O	0	0	3	0	8	0	\$1,154	\$0	\$800	\$0	\$624	\$0	\$975	\$0	FY11-Comp. IRP		\$48,442	
Not Evaluated	29	MRSPP-4	0	No Known/Suspected	0	LTM	0	0	0	0	3	1	\$0	\$0	\$0	\$0	\$0	\$0	\$0	\$0	FY11-Comp. MMRP		\$9,627	
Not Required	4	MRSPP-5	0	No Longer Required	1																			
Total IRP Sites	62	MRSPP-6	0	Total MRSs	3								Total	\$18,405	\$608	\$8,045	\$608	\$4,452	\$1,803	\$12,100	\$1,973	FY11-Complete		\$58,069
Total Number of IRP Installations with Sites							2																	
Total Number of MMRP Installations with Sites							2																	

Formerly Used Defense Sites

IRP Sites and MRSs by Classification						Study	11	5	2	18	0	0	\$6,557	\$9,900	\$337	\$3,640	\$80	\$2,164	\$320	\$577	FY13	\$2,933	\$50	
Response Complete	7	Response Complete	4			IRA	1(1)	2(2)	0	0			\$378	\$27	\$0	\$0	\$0	\$0	\$0	\$0	FY14	\$2,865	\$4,173	
High	2	MRSPP-1	0	MRSPP-7	0	Design	6	0	1	1	2	17	\$2,108	\$7	\$0	\$0	\$0	\$0	\$541	\$0	FY15	\$3,352	\$1,453	
Medium	0	MRSPP-2	3	MRSPP-8	0	RA-C	6	0	2	3	2	15	\$16,204	\$8,171	\$256	\$0	\$449	\$0	\$1,132	\$0	FY16	\$1,429	\$75	
Low	0	MRSPP-3	2	Evaluation Pending	6	RA-O	0	0	0	0	3	0	\$0	\$0	\$0	\$0	\$0	\$0	\$0	\$0	FY11-Comp. IRP		\$18,731	
Not Evaluated	1	MRSPP-4	7	No Known/Suspected	1	LTM	2	1	1	0	0	16	\$701	\$1	\$16	\$0	\$50	\$0	\$10	\$0	FY11-Comp. MMRP		\$121,336	
Not Required	3	MRSPP-5	1	No Longer Required	3																			
Total IRP Sites	13	MRSPP-6	0	Total MRSs	23								Total	\$25,948	\$18,106	\$609	\$3,640	\$579	\$2,164	\$2,003	\$577	FY11-Complete		\$140,067
Total Number of IRP Installations with Sites							11																	
Total Number of MMRP Installations with Sites							11																	

Note: Totals reflect installation project funding allocated to individual sites and do not include program management and other support costs.

Table E-5 Status of State IRP/MMRP Summary as of September 30, 2010

Phase	Completed		Underway		Future		Costs Through FY10 (\$000)		FY10 Funds Obligated (\$000)		FY11 Execution Planned (\$000)		FY12 Planning Estimate (\$000)		Estimated Costs (\$000)		
	IRP	MMRP	IRP	MMRP	IRP	MMRP	IRP	MMRP	IRP	MMRP	IRP	MMRP	IRP	MMRP	Fiscal Year	IRP	MMRP
	Sites (Actions)						IRP	MMRP	IRP	MMRP	IRP	MMRP	IRP	MMRP			

Rhode Island

Active Installations

IRP Sites and MRSs by Classification				Study	66	2	11	4	6	0	\$35,217	\$982	\$1,822	\$521	\$721	\$1,139	\$912	\$1,345	FY13	\$9,573	\$0
Response Complete	60	Response Complete	2	IRA	13(16)	0	0	1(1)			\$19,980	\$266	\$0	\$266	\$0	\$0	\$0	\$0	FY14	\$4,759	\$17
High	7	MRSPP-1	0	MRSPP-7	0						\$2,127	\$0	\$368	\$0	\$994	\$0	\$330	\$0	FY15	\$2,162	\$843
Medium	3	MRSPP-2	0	MRSPP-8	0						\$55,273	\$0	\$0	\$0	\$2,542	\$0	\$7,382	\$0	FY16	\$1,173	\$1,348
Low	2	MRSPP-3	0	Evaluation Pending	4						\$3,956	\$0	\$215	\$0	\$72	\$0	\$454	\$0	FY11-Comp. IRP		\$38,514
Not Evaluated	7	MRSPP-4	0	No Known/Suspected	0						\$1,673	\$0	\$168	\$0	\$70	\$0	\$131	\$0	FY11-Comp. MMRP		\$4,732
Not Required	4	MRSPP-5	0	No Longer Required	2														FY11-Complete		\$43,246
Total IRP Sites	83	MRSPP-6	0	Total MRSs	6						\$118,226	\$1,248	\$2,573	\$787	\$4,399	\$1,139	\$9,209	\$1,345			
Total Number of IRP Installations with Sites																12					
Total Number of MMRP Installations with Sites																4					

BRAC Installations

IRP Sites and MRSs by Classification				Study	27	0	3	0	0	0	\$34,428	\$0	\$1,049	\$0	\$579	\$0	\$0	\$0	FY13	\$451	\$0
Response Complete	22	Response Complete	0	IRA	0	0	0	0			\$1,566	\$0	\$0	\$0	\$0	\$0	\$0	\$0	FY14	\$461	\$0
High	0	MRSPP-1	0	MRSPP-7	0						\$1,199	\$0	\$0	\$0	\$0	\$0	\$558	\$0	FY15	\$305	\$0
Medium	0	MRSPP-2	0	MRSPP-8	0						\$4,966	\$0	\$0	\$0	\$0	\$0	\$743	\$0	FY16	\$310	\$0
Low	2	MRSPP-3	0	Evaluation Pending	0						\$2,019	\$0	\$1,303	\$0	\$0	\$0	\$0	\$0	FY11-Comp. IRP		\$16,105
Not Evaluated	1	MRSPP-4	0	No Known/Suspected	0						\$10,776	\$0	\$1,258	\$0	\$622	\$0	\$1,221	\$0	FY11-Comp. MMRP		\$0
Not Required	5	MRSPP-5	0	No Longer Required	0														FY11-Complete		\$16,105
Total IRP Sites	30	MRSPP-6	0	Total MRSs	0						\$54,954	\$0	\$3,610	\$0	\$1,201	\$0	\$2,522	\$0			
Total Number of IRP Installations with Sites																4					
Total Number of MMRP Installations with Sites																0					

Formerly Used Defense Sites

IRP Sites and MRSs by Classification				Study	55	10	8	9	1	0	\$19,839	\$1,836	\$1,091	\$380	\$2,254	\$94	\$2,177	\$0	FY13	\$3,825	\$0
Response Complete	49	Response Complete	10	IRA	4(4)	1(1)	0	0			\$53	\$337	\$0	\$0	\$0	\$0	\$0	\$0	FY14	\$2,082	\$0
High	7	MRSPP-1	0	MRSPP-7	0						\$2,535	\$0	\$22	\$0	\$1	\$0	\$189	\$0	FY15	\$3,822	\$0
Medium	1	MRSPP-2	0	MRSPP-8	0						\$19,505	\$0	\$600	\$0	\$49	\$0	\$40	\$0	FY16	\$2,707	\$0
Low	1	MRSPP-3	0	Evaluation Pending	8						\$0	\$0	\$0	\$0	\$0	\$0	\$0	\$0	FY11-Comp. IRP		\$47,621
Not Evaluated	2	MRSPP-4	0	No Known/Suspected	1						\$2,825	\$0	\$342	\$0	\$578	\$0	\$423	\$0	FY11-Comp. MMRP		\$28,504
Not Required	4	MRSPP-5	0	No Longer Required	9														FY11-Complete		\$76,125
Total IRP Sites	64	MRSPP-6	1	Total MRSs	19						\$44,757	\$2,173	\$2,055	\$380	\$2,882	\$94	\$2,829	\$0			
Total Number of IRP Installations with Sites																30					
Total Number of MMRP Installations with Sites																19					

Note: Totals reflect installation project funding allocated to individual sites and do not include program management and other support costs.

Table E-5 Status of State IRP/MMRP Summary as of September 30, 2010

	Phase	Completed		Underway		Future		Costs Through FY10 (\$000)		FY10 Funds Obligated (\$000)		FY11 Execution Planned (\$000)		FY12 Planning Estimate (\$000)		Estimated Costs (\$000)		
		IRP	MMRP	IRP	MMRP	IRP	MMRP	IRP	MMRP	IRP	MMRP	IRP	MMRP	IRP	MMRP	Fiscal Year	IRP	MMRP
		Sites (Actions)							IRP	MMRP	IRP	MMRP	IRP	MMRP	IRP	MMRP		

South Carolina

Active Installations

IRP Sites and MRSs by Classification					Study	333	10	36	24	50	0	\$72,493	\$10,508	\$2,503	\$1,940	\$3,320	\$2,153	\$1,541	\$597	FY13	\$11,873	\$3,757	
Response Complete	286	Response Complete	8		IRA	59(72)	0	2(2)	0			\$24,519	\$0	\$0	\$0	\$610	\$0	\$661	\$0	FY14	\$11,158	\$914	
High	3	MRSPP-1	0	MRSPP-7	0	Design	20	0	0	2	6	\$19,282	\$0	\$1,224	\$0	\$95	\$0	\$117	\$59	FY15	\$8,437	\$268	
Medium	15	MRSPP-2	0	MRSPP-8	0	RA-C	38	0	5	1	5	\$53,828	\$0	\$532	\$0	\$3,569	\$0	\$154	\$157	FY16	\$18,847	\$188	
Low	19	MRSPP-3	2	Evaluation Pending	21	RA-O	22	0	15	0	8	\$35,228	\$0	\$2,016	\$0	\$6,232	\$0	\$3,303	\$0	FY11-Comp. IRP		\$118,318	
Not Evaluated	52	MRSPP-4	0	No Known/Suspected	0	LTM	11	0	57	0	37	\$16,571	\$0	\$2,830	\$0	\$1,175	\$0	\$1,543	\$0	FY11-Comp. MMRP		\$12,444	
Not Required	44	MRSPP-5	3	No Longer Required	8																		
Total IRP Sites	419	MRSPP-6	0	Total MRSs	34							Total	\$221,921	\$10,508	\$9,105	\$1,940	\$15,001	\$2,153	\$7,319	\$813	FY11-Complete		\$130,762
Total Number of IRP Installations with Sites					26																		
Total Number of MMRP Installations with Sites					7																		

BRAC Installations

IRP Sites and MRSs by Classification					Study	315	3	2	0	0	0	\$29,682	\$0	\$1,416	\$0	\$0	\$0	\$53	\$0	FY13	\$16	\$0	
Response Complete	204	Response Complete	3		IRA	68(86)	0	0	0			\$19,615	\$0	\$225	\$0	\$0	\$0	\$0	\$0	FY14	\$16	\$0	
High	1	MRSPP-1	0	MRSPP-7	0	Design	37	0	0	1	0	\$2,134	\$0	\$0	\$0	\$0	\$0	\$24	\$0	FY15	\$1,746	\$0	
Medium	0	MRSPP-2	0	MRSPP-8	0	RA-C	61	0	0	2	0	\$22,625	\$0	\$0	\$0	\$0	\$0	\$74	\$0	FY16	\$1,227	\$0	
Low	1	MRSPP-3	0	Evaluation Pending	1	RA-O	12	1	10	0	2	\$24,559	\$394	\$6,737	\$0	\$106	\$0	\$110	\$0	FY11-Comp. IRP		\$5,653	
Not Evaluated	1	MRSPP-4	0	No Known/Suspected	0	LTM	7	1	6	0	6	\$2,076	\$0	\$446	\$0	\$0	\$0	\$0	\$0	FY11-Comp. MMRP		\$0	
Not Required	110	MRSPP-5	0	No Longer Required	1																		
Total IRP Sites	317	MRSPP-6	1	Total MRSs	3							Total	\$100,691	\$394	\$8,824	\$0	\$106	\$0	\$261	\$0	FY11-Complete		\$5,653
Total Number of IRP Installations with Sites					6																		
Total Number of MMRP Installations with Sites					2																		

Formerly Used Defense Sites

IRP Sites and MRSs by Classification					Study	21	10	2	18	5	0	\$13,137	\$6,956	\$416	\$69	\$537	\$1,298	\$397	\$1,207	FY13	\$2,708	\$929	
Response Complete	16	Response Complete	10		IRA	2(2)	2(2)	0	0			\$2,681	\$5,307	\$0	\$0	\$0	\$0	\$0	\$0	FY14	\$3,654	\$828	
High	1	MRSPP-1	0	MRSPP-7	0	Design	9	0	2	3	4	\$1,422	\$145	\$508	\$0	\$623	\$0	\$823	\$0	FY15	\$3,761	\$1,489	
Medium	2	MRSPP-2	0	MRSPP-8	0	RA-C	15	1	4	2	5	\$11,698	\$10,952	\$259	\$1,479	\$1,088	\$0	\$692	\$0	FY16	\$5,720	\$1,030	
Low	0	MRSPP-3	0	Evaluation Pending	7	RA-O	0	0	0	0	2	\$0	\$0	\$0	\$0	\$0	\$0	\$0	\$0	FY11-Comp. IRP		\$48,431	
Not Evaluated	3	MRSPP-4	6	No Known/Suspected	2	LTM	9	10	1	0	5	\$161	\$10	\$57	\$2	\$0	\$0	\$0	\$0	FY11-Comp. MMRP		\$157,375	
Not Required	6	MRSPP-5	1	No Longer Required	8																		
Total IRP Sites	28	MRSPP-6	4	Total MRSs	28							Total	\$29,099	\$23,370	\$1,240	\$1,550	\$2,248	\$1,298	\$1,912	\$1,207	FY11-Complete		\$205,806
Total Number of IRP Installations with Sites					15																		
Total Number of MMRP Installations with Sites					18																		

Note: Totals reflect installation project funding allocated to individual sites and do not include program management and other support costs.

Table E-5 Status of State IRP/MMRP Summary as of September 30, 2010

Phase	Completed		Underway		Future		Costs Through FY10 (\$000)		FY10 Funds Obligated (\$000)		FY11 Execution Planned (\$000)		FY12 Planning Estimate (\$000)		Estimated Costs (\$000)		
	IRP	MMRP	IRP	MMRP	IRP	MMRP	IRP	MMRP	IRP	MMRP	IRP	MMRP	IRP	MMRP	Fiscal Year	IRP	MMRP
	Sites (Actions)						IRP	MMRP	IRP	MMRP	IRP	MMRP	IRP	MMRP			

South Dakota

Active Installations

IRP Sites and MRSs by Classification						Study	50	2	0	16	15	0	\$26,872	\$610	\$6,318	\$610	\$0	\$1,492	\$0	\$656	FY13	\$876	\$6,611
Response Complete	47	Response Complete	2			IRA	9(9)	0	1(1)	0			\$10,977	\$0	\$1,734	\$0	\$0	\$0	\$0	\$0	FY14	\$1,998	\$541
High	0	MRSPP-1	0	MRSPP-7	0	Design	18	0	0	0	0	12	\$3,478	\$0	\$0	\$0	\$0	\$0	\$0	\$0	FY15	\$728	\$1,478
Medium	1	MRSPP-2	0	MRSPP-8	0	RA-C	20	0	0	0	0	12	\$25,113	\$0	\$0	\$0	\$0	\$0	\$0	\$0	FY16	\$1,160	\$3,329
Low	0	MRSPP-3	0	Evaluation Pending	16	RA-O	6	0	2	0	0	0	\$29,338	\$0	\$502	\$0	\$468	\$0	\$985	\$0	FY11-Comp. IRP		\$21,753
Not Evaluated	15	MRSPP-4	0	No Known/Suspected	0	LTM	7	0	10	0	3	8	\$3,549	\$0	\$0	\$0	\$350	\$0	\$67	\$0	FY11-Comp. MMRP		\$16,210
Not Required	2	MRSPP-5	0	No Longer Required	2																FY11-Complete		\$37,963
Total IRP Sites	65	MRSPP-6	0	Total MRSs	18								\$99,327	\$610	\$8,554	\$610	\$818	\$1,492	\$1,052	\$656			
Total Number of IRP Installations with Sites							5																
Total Number of MMRP Installations with Sites							3																

Formerly Used Defense Sites

IRP Sites and MRSs by Classification						Study	23	10	1	19	0	0	\$23,014	\$15,869	\$41	\$3,568	\$80	\$0	\$406	\$0	FY13	\$4,813	\$0
Response Complete	23	Response Complete	5			IRA	1(1)	2(2)	0	0			\$654	\$373	\$0	\$0	\$0	\$0	\$0	\$0	FY14	\$500	\$0
High	1	MRSPP-1	0	MRSPP-7	1	Design	16	0	0	0	1	22	\$376	\$0	\$0	\$0	\$0	\$0	\$121	\$0	FY15	\$500	\$0
Medium	0	MRSPP-2	0	MRSPP-8	0	RA-C	12	1	1	1	0	21	\$7,667	\$24,576	\$0	\$2,915	\$0	\$0	\$0	\$0	FY16	\$7,000	\$13
Low	0	MRSPP-3	0	Evaluation Pending	23	RA-O	0	0	0	0	0	0	\$0	\$0	\$0	\$0	\$0	\$0	\$0	\$0	FY11-Comp. IRP		\$26,486
Not Evaluated	0	MRSPP-4	0	No Known/Suspected	2	LTM	6	3	1	1	0	17	\$298	\$9	\$0	\$0	\$0	\$0	\$0	\$0	FY11-Comp. MMRP		\$133,042
Not Required	0	MRSPP-5	0	No Longer Required	3																FY11-Complete		\$159,528
Total IRP Sites	24	MRSPP-6	0	Total MRSs	29								\$32,009	\$40,827	\$41	\$6,483	\$80	\$0	\$527	\$0			
Total Number of IRP Installations with Sites							18																
Total Number of MMRP Installations with Sites							18																

Note: Totals reflect installation project funding allocated to individual sites and do not include program management and other support costs.

Table E-5 Status of State IRP/MMRP Summary as of September 30, 2010

	Phase	Completed		Underway		Future		Costs Through FY10 (\$000)		FY10 Funds Obligated (\$000)		FY11 Execution Planned (\$000)		FY12 Planning Estimate (\$000)		Estimated Costs (\$000)		
		IRP	MMRP	IRP	MMRP	IRP	MMRP	IRP	MMRP	IRP	MMRP	IRP	MMRP	IRP	MMRP	Fiscal Year	IRP	MMRP
		Sites (Actions)							IRP	MMRP	IRP	MMRP	IRP	MMRP	IRP	MMRP		

Tennessee

Active Installations

IRP Sites and MRSs by Classification				Study	234	20	5	13	12	1	\$140,667	\$9,585	\$560	\$7,741	\$0	\$2,670	\$404	\$2,442	FY13	\$11,865	\$7,645	
Response Complete	213	Response Complete	9	IRA	56(85)	1(1)	3(3)	3(3)			\$72,491	\$4,876	\$156	\$1,353	\$0	\$222	\$0	\$1,978	FY14	\$16,739	\$478	
High	5	MRSPP-1	0	MRSPP-7	0	Design	33	2	2	2	1	14	\$16,682	\$0	\$0	\$825	\$0	\$0	FY15	\$4,758	\$371	
Medium	3	MRSPP-2	0	MRSPP-8	1	RA-C	46	0	6	1	2	10	\$117,615	\$0	\$948	\$0	\$3,821	\$0	\$5,204	FY16	\$4,137	\$1,034
Low	1	MRSPP-3	0	Evaluation Pending	22	RA-O	15	0	14	0	8	2	\$63,190	\$1,230	\$5,707	\$1,230	\$8,519	\$0	\$5,610	\$84	FY11-Comp. IRP	\$119,400
Not Evaluated	12	MRSPP-4	1	No Known/Suspected	0	LTM	8	0	20	0	17	8	\$4,012	\$0	\$639	\$0	\$434	\$0	\$503	\$0	FY11-Comp. MMRP	\$35,762
Not Required	17	MRSPP-5	0	No Longer Required	9																	
Total IRP Sites	251	MRSPP-6	1	Total MRSs	34							Total	\$414,657	\$15,691	\$8,010	\$10,324	\$13,599	\$2,892	\$11,721	\$10,221	FY11-Complete	\$155,162
Total Number of IRP Installations with Sites								22														
Total Number of MMRP Installations with Sites								8														

BRAC Installations

IRP Sites and MRSs by Classification				Study	153	2	0	0	0	0	\$9,261	\$243	\$0	\$0	\$0	\$0	\$0	\$0	FY13	\$15	\$0	
Response Complete	146	Response Complete	0	IRA	21(25)	0	0	0			\$7,448	\$0	\$0	\$0	\$0	\$0	\$0	\$0	FY14	\$15	\$0	
High	0	MRSPP-1	0	MRSPP-7	0	Design	11	0	0	0	0	\$12,373	\$0	\$0	\$0	\$0	\$0	\$0	FY15	\$18	\$0	
Medium	0	MRSPP-2	0	MRSPP-8	0	RA-C	12	0	0	0	0	\$17,989	\$0	\$0	\$0	\$0	\$0	\$0	FY16	\$18	\$0	
Low	0	MRSPP-3	0	Evaluation Pending	2	RA-O	2	0	7	0	0	\$11,405	\$0	\$1,330	\$0	\$16	\$0	\$588	\$0	FY11-Comp. IRP	\$1,393	
Not Evaluated	0	MRSPP-4	0	No Known/Suspected	0	LTM	2	0	7	0	6	0	\$676	\$0	\$378	\$0	\$0	\$0	\$0	FY11-Comp. MMRP	\$0	
Not Required	7	MRSPP-5	0	No Longer Required	0							Total	\$59,152	\$243	\$1,708	\$0	\$16	\$0	\$588	\$0	FY11-Complete	\$1,393
Total IRP Sites	153	MRSPP-6	0	Total MRSs	2																	
Total Number of IRP Installations with Sites								2														
Total Number of MMRP Installations with Sites								1														

Formerly Used Defense Sites

IRP Sites and MRSs by Classification				Study	10	9	1	7	0	0	\$3,018	\$5,532	\$504	\$578	\$98	\$1,276	\$626	\$15	FY13	\$432	\$2,200		
Response Complete	10	Response Complete	7	IRA	2(2)	1(1)	0	0			\$49	\$46	\$0	\$0	\$0	\$0	\$0	\$0	FY14	\$54	\$4,073		
High	1	MRSPP-1	0	MRSPP-7	0	Design	6	1	1	1	0	6	\$360	\$100	\$21	\$0	\$0	\$71	\$0	\$34	FY15	\$478	\$1,872
Medium	0	MRSPP-2	0	MRSPP-8	0	RA-C	8	1	0	2	1	6	\$1,813	\$7,148	\$0	\$0	\$0	\$0	\$733	FY16	\$0	\$0	
Low	0	MRSPP-3	1	Evaluation Pending	8	RA-O	0	0	0	0	1	0	\$0	\$0	\$0	\$0	\$0	\$0	\$0	FY11-Comp. IRP	\$3,294		
Not Evaluated	0	MRSPP-4	0	No Known/Suspected	1	LTM	7	3	0	1	1	5	\$78	\$21	\$1	\$1	\$0	\$0	\$0	\$0	FY11-Comp. MMRP	\$84,248	
Not Required	0	MRSPP-5	0	No Longer Required	6							Total	\$5,318	\$12,847	\$526	\$579	\$98	\$1,347	\$626	\$782	FY11-Complete	\$87,542	
Total IRP Sites	11	MRSPP-6	0	Total MRSs	16																		
Total Number of IRP Installations with Sites								7															
Total Number of MMRP Installations with Sites								14															

Note: Totals reflect installation project funding allocated to individual sites and do not include program management and other support costs.

Table E-5 Status of State IRP/MMRP Summary as of September 30, 2010

	Phase	Completed		Underway		Future		Costs Through FY10 (\$000)		FY10 Funds Obligated (\$000)		FY11 Execution Planned (\$000)		FY12 Planning Estimate (\$000)		Estimated Costs (\$000)		
		IRP	MMRP	IRP	MMRP	IRP	MMRP	IRP	MMRP	IRP	MMRP	IRP	MMRP	IRP	MMRP	Fiscal Year	IRP	MMRP
		Sites (Actions)						IRP	MMRP	IRP	MMRP	IRP	MMRP	IRP	MMRP			

Texas

Active Installations

IRP Sites and MRSs by Classification					Study	963	54	4	49	35	0	\$201,185	\$24,398	\$934	\$6,019	\$157	\$7,281	\$2,876	\$4,256	FY13	\$18,912	\$15,919	
Response Complete	898	Response Complete	45		IRA	60(79)	4(6)	4(5)	1(1)			\$71,520	\$1,087	\$0	\$576	\$827	\$0	\$0	\$0	FY14	\$5,512	\$16,346	
High	7	MRSPP-1	0	MRSPP-7	0	Design	96	0	8	0	2	20	\$25,761	\$0	\$0	\$0	\$152	\$0	\$0	\$416	FY15	\$27,947	\$38,922
Medium	4	MRSPP-2	0	MRSPP-8	2	RA-C	160	1	11	0	4	34	\$159,048	\$0	\$661	\$0	\$595	\$0	\$6,796	\$0	FY16	\$19,681	\$51,255
Low	3	MRSPP-3	4	Evaluation Pending	44	RA-O	16	0	49	0	6	0	\$70,515	\$0	\$7,515	\$0	\$10,193	\$0	\$12,192	\$0	FY11-Comp. IRP		\$204,669
Not Evaluated	39	MRSPP-4	6	No Known/Suspected	2	LTM	53	0	16	0	44	31	\$29,797	\$0	\$1,360	\$0	\$768	\$0	\$748	\$74	FY11-Comp. MMRP		\$147,362
Not Required	51	MRSPP-5	0	No Longer Required	45																		
Total IRP Sites	1,002	MRSPP-6	0	Total MRSs	103							Total	\$557,826	\$25,485	\$10,470	\$6,595	\$12,692	\$7,281	\$22,612	\$4,746	FY11-Complete		\$352,031
Total Number of IRP Installations with Sites					83																		
Total Number of MMRP Installations with Sites					14																		

BRAC Installations

IRP Sites and MRSs by Classification					Study	204	16	1	3	0	0	\$75,185	\$478	\$0	\$0	\$0	\$0	\$0	\$0	\$0	FY13	\$2,649	\$445	
Response Complete	179	Response Complete	16		IRA	67(78)	0	0	0			\$96,566	\$0	\$0	\$0	\$0	\$0	\$0	\$0	\$0	FY14	\$2,359	\$2	
High	0	MRSPP-1	0	MRSPP-7	0	Design	29	0	0	1	3	\$22,347	\$0	\$0	\$0	\$11	\$254	\$0	\$13	\$13	FY15	\$6,154	\$491	
Medium	0	MRSPP-2	0	MRSPP-8	0	RA-C	46	5	0	0	1	3	\$147,161	\$0	\$0	\$0	\$100	\$1,997	\$0	\$535	\$535	FY16	\$6,963	\$3
Low	1	MRSPP-3	2	Evaluation Pending	2	RA-O	8	0	25	0	0	0	\$139,523	\$0	\$6,799	\$0	\$23,860	\$0	\$4,596	\$0	FY11-Comp. IRP		\$74,121	
Not Evaluated	0	MRSPP-4	0	No Known/Suspected	1	LTM	9	0	58	1	19	2	\$14,894	\$0	\$1,504	\$0	\$327	\$0	\$364	\$489	FY11-Comp. MMRP		\$4,267	
Not Required	25	MRSPP-5	0	No Longer Required	14																			
Total IRP Sites	205	MRSPP-6	0	Total MRSs	19							Total	\$495,676	\$478	\$8,303	\$0	\$24,298	\$2,251	\$4,960	\$1,037	FY11-Complete		\$78,388	
Total Number of IRP Installations with Sites					9																			
Total Number of MMRP Installations with Sites					7																			

Formerly Used Defense Sites

IRP Sites and MRSs by Classification					Study	150	32	17	130	3	1	\$42,515	\$41,139	\$628	\$6,189	\$1,544	\$7,618	\$1,033	\$4,314	FY13	\$1,863	\$5,399	
Response Complete	138	Response Complete	29		IRA	5(5)	9(9)	0	0			\$3,473	\$2,552	\$0	\$1,725	\$0	\$0	\$0	\$0	\$0	FY14	\$3,091	\$5,295
High	7	MRSPP-1	0	MRSPP-7	11	Design	104	0	2	3	15	117	\$5,090	\$175	\$22	\$0	\$127	\$78	\$130	\$317	FY15	\$3,309	\$5,295
Medium	8	MRSPP-2	2	MRSPP-8	0	RA-C	105	0	9	6	17	115	\$37,940	\$33,538	\$360	\$274	\$1,065	\$0	\$810	\$1,036	FY16	\$2,927	\$5,567
Low	6	MRSPP-3	1	Evaluation Pending	107	RA-O	0	0	0	0	2	0	\$0	\$0	\$0	\$0	\$0	\$0	\$0	\$0	FY11-Comp. IRP		\$41,164
Not Evaluated	2	MRSPP-4	1	No Known/Suspected	1	LTM	39	4	1	1	33	99	\$470	\$8	\$27	\$5	\$13	\$0	\$0	\$0	FY11-Comp. MMRP		\$687,409
Not Required	9	MRSPP-5	10	No Longer Required	28																		
Total IRP Sites	170	MRSPP-6	2	Total MRSs	163							Total	\$89,488	\$77,412	\$1,037	\$8,193	\$2,749	\$7,696	\$1,973	\$5,667	FY11-Complete		\$728,573
Total Number of IRP Installations with Sites					93																		
Total Number of MMRP Installations with Sites					150																		

Note: Totals reflect installation project funding allocated to individual sites and do not include program management and other support costs.

Table E-5 Status of State IRP/MMRP Summary as of September 30, 2010

Phase	Completed		Underway		Future		Costs Through FY10 (\$000)		FY10 Funds Obligated (\$000)		FY11 Execution Planned (\$000)		FY12 Planning Estimate (\$000)		Estimated Costs (\$000)		
	IRP	MMRP	IRP	MMRP	IRP	MMRP	IRP	MMRP	IRP	MMRP	IRP	MMRP	IRP	MMRP	Fiscal Year	IRP	MMRP
	Sites (Actions)						IRP	MMRP	IRP	MMRP	IRP	MMRP	IRP	MMRP			

Utah

Active Installations

IRP Sites and MRSs by Classification						Study	580	12	12	54	13	0	\$222,563	\$15,103	\$897	\$3,173	\$3,085	\$7,167	\$0	\$2,482	FY13	\$24,507	\$15,119
Response Complete	546	Response Complete	7			IRA	142(218)	0	10(15)	4(4)			\$101,944	\$6,813	\$1,771	\$0	\$1,937	\$0	\$3,060	\$0	FY14	\$18,381	\$36,286
High	1	MRSPP-1	0	MRSPP-7	0	Design	105	0	1	0	13	23	\$38,406	\$0	\$0	\$0	\$391	\$100	\$164	\$3,466	FY15	\$21,238	\$8,010
Medium	8	MRSPP-2	0	MRSPP-8	0	RA-C	137	0	12	0	13	34	\$151,485	\$0	\$0	\$0	\$11,966	\$0	\$11,707	\$3,329	FY16	\$16,579	\$16,683
Low	11	MRSPP-3	6	Evaluation Pending	46	RA-O	26	0	15	0	10	0	\$85,124	\$0	\$15,623	\$0	\$7,515	\$0	\$14,304	\$0	FY11-Comp. IRP		\$429,524
Not Evaluated	20	MRSPP-4	2	No Known/Suspected	0	LTM	36	0	64	0	44	14	\$22,734	\$0	\$391	\$0	\$1,161	\$0	\$1,687	\$0	FY11-Comp. MMRP		\$128,232
Not Required	19	MRSPP-5	3	No Longer Required	7																		
Total IRP Sites	605	MRSPP-6	2	Total MRSs	66							Total	\$622,256	\$21,916	\$18,682	\$3,173	\$26,055	\$7,267	\$30,922	\$9,277	FY11-Complete		\$557,756
Total Number of IRP Installations with Sites							15																
Total Number of MMRP Installations with Sites							7																

BRAC Installations

IRP Sites and MRSs by Classification						Study	46	0	1	2	0	0	\$48,024	\$36	\$0	\$0	\$233	\$0	\$0	\$4,732	FY13	\$3,143	\$22,591
Response Complete	43	Response Complete	0			IRA	4(4)	0	1(1)	0			\$572	\$28	\$0	\$28	\$2,000	\$10,496	\$904	\$9,590	FY14	\$2,392	\$13,390
High	2	MRSPP-1	0	MRSPP-7	0	Design	15	0	0	0	0	0	\$6,553	\$0	\$0	\$0	\$0	\$0	\$0	\$0	FY15	\$1,500	\$16,561
Medium	0	MRSPP-2	0	MRSPP-8	0	RA-C	23	0	1	0	1	2	\$34,708	\$0	\$0	\$0	\$44	\$0	\$1,994	\$0	FY16	\$3,295	\$27,200
Low	0	MRSPP-3	2	Evaluation Pending	0	RA-O	2	0	2	0	1	0	\$15,035	\$0	\$1,846	\$0	\$2,597	\$0	\$1,017	\$0	FY11-Comp. IRP		\$19,774
Not Evaluated	0	MRSPP-4	0	No Known/Suspected	0	LTM	2	0	12	0	1	2	\$839	\$0	\$0	\$0	\$0	\$0	\$44	\$0	FY11-Comp. MMRP		\$104,560
Not Required	2	MRSPP-5	0	No Longer Required	0																		
Total IRP Sites	47	MRSPP-6	0	Total MRSs	2							Total	\$105,731	\$64	\$1,846	\$28	\$4,874	\$10,496	\$3,959	\$14,322	FY11-Complete		\$124,334
Total Number of IRP Installations with Sites							4																
Total Number of MMRP Installations with Sites							1																

Formerly Used Defense Sites

IRP Sites and MRSs by Classification						Study	10	13	3	1	3	0	\$8,907	\$7,786	\$252	\$459	\$413	\$0	\$0	\$395	FY13	\$675	\$553
Response Complete	6	Response Complete	13			IRA	0	1(1)	0	0			\$0	\$0	\$0	\$0	\$0	\$0	\$0	\$0	FY14	\$87	\$0
High	0	MRSPP-1	0	MRSPP-7	0	Design	2	0	4	0	2	1	\$631	\$0	\$156	\$0	\$156	\$0	\$36	\$0	FY15	\$86	\$0
Medium	0	MRSPP-2	0	MRSPP-8	0	RA-C	1	4	4	0	4	1	\$1,145	\$2,146	\$810	\$236	\$420	\$0	\$1,162	\$0	FY16	\$86	\$0
Low	1	MRSPP-3	0	Evaluation Pending	1	RA-O	0	0	0	0	1	0	\$0	\$0	\$0	\$0	\$0	\$0	\$0	\$0	FY11-Comp. IRP		\$10,487
Not Evaluated	5	MRSPP-4	0	No Known/Suspected	1	LTM	0	5	0	0	2	4	\$0	\$98	\$0	\$1	\$0	\$0	\$0	\$0	FY11-Comp. MMRP		\$18,719
Not Required	4	MRSPP-5	0	No Longer Required	12																		
Total IRP Sites	16	MRSPP-6	0	Total MRSs	14							Total	\$10,683	\$10,030	\$1,218	\$696	\$989	\$0	\$1,198	\$395	FY11-Complete		\$29,206
Total Number of IRP Installations with Sites							8																
Total Number of MMRP Installations with Sites							14																

Note: Totals reflect installation project funding allocated to individual sites and do not include program management and other support costs.

Table E-5 Status of State IRP/MMRP Summary as of September 30, 2010

	Phase	Completed		Underway		Future		Costs Through FY10 (\$000)		FY10 Funds Obligated (\$000)		FY11 Execution Planned (\$000)		FY12 Planning Estimate (\$000)		Estimated Costs (\$000)		
		IRP	MMRP	IRP	MMRP	IRP	MMRP	IRP	MMRP	IRP	MMRP	IRP	MMRP	IRP	MMRP	Fiscal Year	IRP	MMRP
		Sites (Actions)						IRP	MMRP	IRP	MMRP	IRP	MMRP	IRP	MMRP			

Vermont

Active Installations

IRP Sites and MRSs by Classification						Study	36	3	0	15	2	0	\$6,387	\$758	\$0	\$758	\$0	\$516	\$118	\$0	FY13	\$0	\$0			
Response Complete	31	Response Complete	3			IRA	1(1)	0	0	0			\$9,407	\$0	\$840	\$0	\$0	\$0	\$0	\$0	\$0	\$0	\$0	FY14	\$1,624	\$1,914
High	1	MRSPP-1	0	MRSPP-7	0	Design	0	0	0	0	5	4	\$350	\$0	\$0	\$0	\$10,096	\$0	\$0	\$0	\$0	\$0	\$0	FY15	\$1,212	\$0
Medium	4	MRSPP-2	0	MRSPP-8	0	RA-C	6	0	0	0	5	4	\$323	\$0	\$0	\$0	\$0	\$0	\$0	\$0	\$0	\$0	\$0	FY16	\$1,232	\$0
Low	0	MRSPP-3	0	Evaluation Pending	15	RA-O	0	0	0	0	5	0	\$0	\$0	\$0	\$0	\$0	\$0	\$0	\$0	\$0	\$0	\$0	FY11-Comp. IRP		\$23,702
Not Evaluated	2	MRSPP-4	0	No Known/Suspected	0	LTM	0	0	0	0	5	0	\$0	\$0	\$0	\$0	\$0	\$0	\$0	\$0	\$0	\$0	\$0	FY11-Comp. MMRP		\$4,161
Not Required	0	MRSPP-5	0	No Longer Required	3																					
Total IRP Sites	38	MRSPP-6	0	Total MRSs	18								Total	\$16,467	\$758	\$840	\$758	\$10,096	\$516	\$118	\$0	\$0	\$0	FY11-Complete		\$27,863
Total Number of IRP Installations with Sites																										
Total Number of MMRP Installations with Sites																										

Formerly Used Defense Sites

IRP Sites and MRSs by Classification						Study	6	2	2	0	0	0	\$2,049	\$75	\$190	\$0	\$582	\$0	\$58	\$0	FY13	\$22	\$0			
Response Complete	5	Response Complete	2			IRA	0	0	0	0			\$0	\$0	\$0	\$0	\$0	\$0	\$0	\$0	\$0	\$0	\$0	FY14	\$50	\$0
High	2	MRSPP-1	0	MRSPP-7	0	Design	7	0	0	0	0	0	\$420	\$0	\$0	\$0	\$0	\$0	\$0	\$0	\$0	\$0	\$0	FY15	\$50	\$0
Medium	0	MRSPP-2	0	MRSPP-8	0	RA-C	4	0	2	0	0	0	\$694	\$0	\$0	\$0	\$0	\$0	\$400	\$0	\$0	\$0	\$0	FY16	\$50	\$0
Low	0	MRSPP-3	0	Evaluation Pending	0	RA-O	0	0	0	0	0	0	\$0	\$0	\$0	\$0	\$0	\$0	\$0	\$0	\$0	\$0	\$0	FY11-Comp. IRP		\$1,543
Not Evaluated	1	MRSPP-4	0	No Known/Suspected	0	LTM	1	0	0	0	2	0	\$0	\$0	\$0	\$0	\$0	\$0	\$0	\$0	\$0	\$0	\$0	FY11-Comp. MMRP		\$0
Not Required	0	MRSPP-5	0	No Longer Required	2																					
Total IRP Sites	8	MRSPP-6	0	Total MRSs	2								Total	\$3,163	\$75	\$190	\$0	\$582	\$0	\$458	\$0	\$0	\$0	FY11-Complete		\$1,543
Total Number of IRP Installations with Sites																										
Total Number of MMRP Installations with Sites																										

Note: Totals reflect installation project funding allocated to individual sites and do not include program management and other support costs.

Table E-5 Status of State IRP/MMRP Summary as of September 30, 2010

Phase	Completed		Underway		Future		Costs Through FY10 (\$000)		FY10 Funds Obligated (\$000)		FY11 Execution Planned (\$000)		FY12 Planning Estimate (\$000)		Estimated Costs (\$000)		
	IRP	MMRP	IRP	MMRP	IRP	MMRP	IRP	MMRP	IRP	MMRP	IRP	MMRP	IRP	MMRP	Fiscal Year	IRP	MMRP
	Sites (Actions)						IRP	MMRP	IRP	MMRP	IRP	MMRP	IRP	MMRP			

Virgin Islands of the U.S.

Active Installations

IRP Sites and MRSs by Classification				Study	0	0	0	1	5	0	\$0	\$95	\$0	\$95	\$0	\$331	\$425	\$0	FY13	\$0	\$0
Response Complete	0	Response Complete	0	IRA	0	0	0	0			\$0	\$0	\$0	\$0	\$0	\$0	\$0	\$0	FY14	\$1,085	\$0
High	0	MRSPP-1	0	MRSPP-7	0	0	0	0	0	0	\$0	\$0	\$0	\$0	\$0	\$0	\$0	\$0	FY15	\$0	\$0
Medium	0	MRSPP-2	0	MRSPP-8	0	0	0	0	0	0	\$0	\$0	\$0	\$0	\$0	\$0	\$0	\$0	FY16	\$0	\$0
Low	0	MRSPP-3	0	Evaluation Pending	1	0	0	0	0	0	\$0	\$0	\$0	\$0	\$0	\$0	\$0	\$0	FY11-Comp. IRP		\$1,585
Not Evaluated	5	MRSPP-4	0	No Known/Suspected	0	0	0	0	0	0	\$0	\$0	\$0	\$0	\$0	\$0	\$0	\$0	FY11-Comp. MMRP		\$331
Not Required	0	MRSPP-5	0	No Longer Required	0																
Total IRP Sites	5	MRSPP-6	0	Total MRSs	1						\$0	\$95	\$0	\$95	\$0	\$331	\$425	\$0	FY11-Complete		\$1,916
Total Number of IRP Installations with Sites				1																	
Total Number of MMRP Installations with Sites				1																	

Formerly Used Defense Sites

IRP Sites and MRSs by Classification				Study	2	2	0	1	0	0	\$2,472	\$2,901	\$0	\$22	\$0	\$24	\$0	\$958	FY13	\$0	\$959
Response Complete	1	Response Complete	2	IRA	0	1(1)	0	0			\$187	\$0	\$0	\$0	\$0	\$0	\$0	\$0	FY14	\$0	\$0
High	0	MRSPP-1	0	MRSPP-7	0	0	0	0	1	1	\$0	\$0	\$0	\$0	\$0	\$0	\$0	\$0	FY15	\$0	\$0
Medium	0	MRSPP-2	0	MRSPP-8	0	0	1	0	1	1	\$676	\$334	\$0	\$0	\$0	\$0	\$0	\$0	FY16	\$0	\$109
Low	0	MRSPP-3	0	Evaluation Pending	1	0	0	0	0	0	\$0	\$0	\$0	\$0	\$0	\$0	\$0	\$0	FY11-Comp. IRP		\$0
Not Evaluated	0	MRSPP-4	0	No Known/Suspected	0	0	0	1	0	1	\$0	\$69	\$0	\$69	\$0	\$0	\$0	\$0	FY11-Comp. MMRP		\$6,981
Not Required	1	MRSPP-5	0	No Longer Required	2																
Total IRP Sites	2	MRSPP-6	0	Total MRSs	3						\$3,335	\$3,304	\$0	\$91	\$0	\$24	\$0	\$958	FY11-Complete		\$6,981
Total Number of IRP Installations with Sites				2																	
Total Number of MMRP Installations with Sites				3																	

Note: Totals reflect installation project funding allocated to individual sites and do not include program management and other support costs.

Table E-5 Status of State IRP/MMRP Summary as of September 30, 2010

	Phase	Completed		Underway		Future		Costs Through FY10 (\$000)		FY10 Funds Obligated (\$000)		FY11 Execution Planned (\$000)		FY12 Planning Estimate (\$000)		Estimated Costs (\$000)		
		IRP	MMRP	IRP	MMRP	IRP	MMRP	IRP	MMRP	IRP	MMRP	IRP	MMRP	IRP	MMRP	Fiscal Year	IRP	MMRP
		Sites (Actions)							IRP	MMRP	IRP	MMRP	IRP	MMRP	IRP	MMRP		

Virginia

Active Installations

IRP Sites and MRSs by Classification						Study	860	74	63	49	16	1	\$245,146	\$20,783	\$4,627	\$3,385	\$5,945	\$6,526	\$2,307	\$5,732	FY13	\$26,927	\$36,617
Response Complete	742	Response Complete	67			IRA	148(156)	0	6(7)	3(3)			\$103,396	\$7,626	\$3,507	\$405	\$3,868	\$0	\$64	\$0	FY14	\$23,786	\$18,037
High	35	MRSPP-1	0	MRSPP-7	4	Design	157	0	11	4	10	31	\$44,686	\$0	\$351	\$0	\$2,627	\$0	\$1,514	\$509	FY15	\$20,357	\$5,167
Medium	10	MRSPP-2	0	MRSPP-8	0	RA-C	179	2	22	5	31	35	\$310,736	\$2,403	\$4,589	\$0	\$33,187	\$0	\$18,918	\$105	FY16	\$22,675	\$4,935
Low	12	MRSPP-3	1	Evaluation Pending	31	RA-O	58	0	50	3	34	0	\$79,645	\$1,606	\$17,039	\$1,569	\$10,769	\$1,238	\$11,065	\$781	FY11-Comp. IRP		\$424,950
Not Evaluated	44	MRSPP-4	6	No Known/Suspected	6	LTM	44	0	62	1	36	18	\$48,680	\$1,117	\$3,599	\$1,117	\$4,558	\$73	\$4,040	\$70	FY11-Comp. MMRP		\$397,711
Not Required	96	MRSPP-5	6	No Longer Required	64																FY11-Complete		\$822,661
Total IRP Sites	939	MRSPP-6	6	Total MRSs	124							Total	\$832,289	\$33,535	\$33,712	\$6,476	\$60,954	\$7,837	\$37,908	\$7,197			
Total Number of IRP Installations with Sites							53																
Total Number of MMRP Installations with Sites							17																

BRAC Installations

IRP Sites and MRSs by Classification						Study	119	1	9	16	0	0	\$24,381	\$1,351	\$0	\$334	\$254	\$0	\$0	\$0	FY13	\$927	\$10,525
Response Complete	116	Response Complete	1			IRA	6(6)	0	0	0			\$297	\$0	\$0	\$0	\$0	\$0	\$0	\$0	FY14	\$159	\$28,619
High	1	MRSPP-1	0	MRSPP-7	0	Design	39	0	0	0	3	11	\$2,061	\$0	\$122	\$0	\$279	\$450	\$10	\$0	FY15	\$251	\$13,450
Medium	1	MRSPP-2	0	MRSPP-8	1	RA-C	52	0	2	0	3	11	\$21,111	\$0	\$0	\$0	\$3,129	\$0	\$5,065	\$7,172	FY16	\$170	\$2,674
Low	9	MRSPP-3	1	Evaluation Pending	1	RA-O	7	0	1	0	0	0	\$891	\$0	\$44	\$0	\$377	\$0	\$36	\$0	FY11-Comp. IRP		\$12,002
Not Evaluated	0	MRSPP-4	1	No Known/Suspected	0	LTM	8	0	10	0	13	11	\$5,546	\$0	\$205	\$0	\$381	\$0	\$278	\$161	FY11-Comp. MMRP		\$63,051
Not Required	1	MRSPP-5	10	No Longer Required	1																FY11-Complete		\$75,053
Total IRP Sites	128	MRSPP-6	2	Total MRSs	17							Total	\$54,287	\$1,351	\$371	\$334	\$4,420	\$450	\$5,389	\$7,333			
Total Number of IRP Installations with Sites							10																
Total Number of MMRP Installations with Sites							2																

Formerly Used Defense Sites

IRP Sites and MRSs by Classification						Study	38	7	12	12	6	1	\$35,140	\$8,777	\$3,951	\$2,576	\$1,134	\$1,619	\$1,018	\$107	FY13	\$3,795	\$1,373
Response Complete	35	Response Complete	5			IRA	4(4)	3(3)	0	0			\$2,953	\$3,573	\$0	\$0	\$0	\$0	\$0	\$0	FY14	\$4,920	\$1,763
High	9	MRSPP-1	0	MRSPP-7	0	Design	26	0	2	0	13	12	\$975	\$0	\$0	\$0	\$427	\$80	\$357	\$51	FY15	\$5,963	\$1,942
Medium	2	MRSPP-2	1	MRSPP-8	0	RA-C	27	2	1	2	17	12	\$9,619	\$17,677	\$237	\$32	\$0	\$10	\$1,437	\$132	FY16	\$6,915	\$2,050
Low	0	MRSPP-3	0	Evaluation Pending	14	RA-O	0	0	0	0	1	0	\$0	\$0	\$0	\$0	\$276	\$0	\$0	\$0	FY11-Comp. IRP		\$77,397
Not Evaluated	9	MRSPP-4	0	No Known/Suspected	0	LTM	15	3	1	0	16	12	\$117	\$6	\$48	\$0	\$160	\$0	\$0	\$0	FY11-Comp. MMRP		\$97,721
Not Required	1	MRSPP-5	0	No Longer Required	5																FY11-Complete		\$175,118
Total IRP Sites	56	MRSPP-6	0	Total MRSs	20							Total	\$48,804	\$30,033	\$4,236	\$2,608	\$1,997	\$1,709	\$2,812	\$290			
Total Number of IRP Installations with Sites							33																
Total Number of MMRP Installations with Sites							12																

Note: Totals reflect installation project funding allocated to individual sites and do not include program management and other support costs.

Table E-5 Status of State IRP/MMRP Summary as of September 30, 2010

Phase	Completed		Underway		Future		Costs Through FY10 (\$000)		FY10 Funds Obligated (\$000)		FY11 Execution Planned (\$000)		FY12 Planning Estimate (\$000)		Estimated Costs (\$000)				
	IRP	MMRP	IRP	MMRP	IRP	MMRP	IRP	MMRP	IRP	MMRP	IRP	MMRP	IRP	MMRP	Fiscal Year	IRP	MMRP		
	Sites (Actions)						IRP	MMRP	IRP	MMRP	IRP	MMRP	IRP	MMRP					
Wake Island																			
Active Installations																			
IRP Sites and MRSs by Classification																			
Response Complete	44	Response Complete	0						\$17,984	\$779	\$1,153	\$779	\$0	\$289	\$0	\$542	FY13	\$2,365	\$571
High	0	MRSPP-1	0	MRSPP-7	0				\$21,499	\$0	\$0	\$0	\$0	\$0	\$0	\$0	FY14	\$0	\$0
Medium	6	MRSPP-2	0	MRSPP-8	0				\$10	\$0	\$0	\$0	\$0	\$0	\$0	\$0	FY15	\$0	\$0
Low	0	MRSPP-3	0	Evaluation Pending	1				\$50	\$0	\$0	\$0	\$0	\$0	\$0	\$0	FY16	\$12,300	\$0
Not Evaluated	30	MRSPP-4	0	No Known/Suspected	0				\$0	\$0	\$0	\$0	\$0	\$0	\$0	\$0	FY11-Comp. IRP		\$17,965
Not Required	2	MRSPP-5	0	No Longer Required	0				\$858	\$0	\$350	\$0	\$189	\$0	\$3,111	\$0	FY11-Comp. MMRP		\$1,475
Total IRP Sites	82	MRSPP-6	0	Total MRSs	1				Total	\$40,401	\$779	\$1,503	\$779	\$189	\$289	\$3,111	\$542	FY11-Complete	\$19,440
Total Number of IRP Installations with Sites																			
1																			
Total Number of MMRP Installations with Sites																			
1																			

Note: Totals reflect installation project funding allocated to individual sites and do not include program management and other support costs.

Table E-5 Status of State IRP/MMRP Summary as of September 30, 2010

	Phase	Completed		Underway		Future		Costs Through FY10 (\$000)		FY10 Funds Obligated (\$000)		FY11 Execution Planned (\$000)		FY12 Planning Estimate (\$000)		Estimated Costs (\$000)		
		IRP	MMRP	IRP	MMRP	IRP	MMRP	IRP	MMRP	IRP	MMRP	IRP	MMRP	IRP	MMRP	Fiscal Year	IRP	MMRP
		Sites (Actions)								IRP	MMRP	IRP	MMRP	IRP	MMRP	IRP	MMRP	

Washington

Active Installations

IRP Sites and MRSs by Classification						Study	539	39	12	18	28	0	\$170,100	\$29,928	\$1,638	\$1,098	\$0	\$1,249	\$1,124	\$1,288	FY13	\$13,150	\$9,911
Response Complete	493	Response Complete	28			IRA	122(151)	3(3)	0	3(3)			\$36,088	\$2,354	\$0	\$0	\$0	\$0	\$0	\$0	FY14	\$23,044	\$5,263
High	6	MRSPP-1	0	MRSPP-7	0	Design	85	1	2	3	3	8	\$23,498	\$53	\$0	\$53	\$0	\$282	\$0	\$439	FY15	\$11,705	\$4,666
Medium	2	MRSPP-2	1	MRSPP-8	1	RA-C	179	0	8	7	7	15	\$281,542	\$2,712	\$3,011	\$1,154	\$3,346	\$10,040	\$1,415	\$7,746	FY16	\$12,593	\$2,325
Low	4	MRSPP-3	2	Evaluation Pending	18	RA-O	18	0	41	1	6	4	\$94,431	\$2,214	\$7,618	\$2,214	\$8,267	\$0	\$8,103	\$0	FY11-Comp. IRP		\$219,889
Not Evaluated	32	MRSPP-4	3	No Known/Suspected	0	LTM	47	1	20	1	9	8	\$13,165	\$0	\$204	\$0	\$460	\$0	\$225	\$0	FY11-Comp. MMRP		\$66,654
Not Required	42	MRSPP-5	2	No Longer Required	28																FY11-Complete		\$286,543
Total IRP Sites	579	MRSPP-6	2	Total MRSs	57							Total	\$618,824	\$37,261	\$12,471	\$4,519	\$12,073	\$11,571	\$10,867	\$9,473			
Total Number of IRP Installations with Sites							50																
Total Number of MMRP Installations with Sites							12																

BRAC Installations

IRP Sites and MRSs by Classification						Study	34	13	0	2	0	0	\$3,242	\$267	\$0	\$214	\$0	\$0	\$0	\$0	FY13	\$0	\$0
Response Complete	33	Response Complete	12			IRA	0	1(1)	0	0			\$0	\$6,103	\$0	\$0	\$0	\$0	\$0	\$0	FY14	\$0	\$0
High	0	MRSPP-1	0	MRSPP-7	0	Design	9	0	0	0	0	2	\$1,640	\$805	\$0	\$0	\$0	\$129	\$0	\$0	FY15	\$0	\$0
Medium	0	MRSPP-2	0	MRSPP-8	0	RA-C	11	6	1	1	0	2	\$8,075	\$34,198	\$1,585	\$5,000	\$0	\$3,267	\$0	\$1,334	FY16	\$0	\$0
Low	0	MRSPP-3	0	Evaluation Pending	3	RA-O	0	0	0	0	0	0	\$0	\$0	\$0	\$0	\$0	\$0	\$0	\$0	FY11-Comp. IRP		\$7,632
Not Evaluated	1	MRSPP-4	0	No Known/Suspected	0	LTM	0	0	0	0	0	0	\$10	\$0	\$0	\$0	\$0	\$0	\$0	\$0	FY11-Comp. MMRP		\$4,730
Not Required	0	MRSPP-5	0	No Longer Required	12																FY11-Complete		\$12,362
Total IRP Sites	34	MRSPP-6	0	Total MRSs	15							Total	\$12,967	\$41,373	\$1,585	\$5,214	\$0	\$3,396	\$0	\$1,334			
Total Number of IRP Installations with Sites							4																
Total Number of MMRP Installations with Sites							3																

Formerly Used Defense Sites

IRP Sites and MRSs by Classification						Study	74	8	2	9	3	0	\$28,039	\$4,824	\$356	\$395	\$858	\$262	\$490	\$0	FY13	\$1,871	\$177
Response Complete	72	Response Complete	8			IRA	3(3)	3(3)	0	0			\$2,243	\$6,746	\$0	\$0	\$0	\$0	\$0	\$0	FY14	\$1,485	\$1,717
High	1	MRSPP-1	0	MRSPP-7	0	Design	57	0	0	0	2	9	\$2,673	\$0	\$40	\$0	\$0	\$0	\$0	\$0	FY15	\$1,037	\$1,932
Medium	1	MRSPP-2	0	MRSPP-8	0	RA-C	60	0	4	0	3	9	\$22,505	\$0	\$430	\$0	\$349	\$0	\$279	\$0	FY16	\$1,266	\$94
Low	0	MRSPP-3	0	Evaluation Pending	9	RA-O	0	0	0	0	1	0	\$0	\$0	\$0	\$0	\$0	\$0	\$0	\$0	FY11-Comp. IRP		\$22,354
Not Evaluated	0	MRSPP-4	0	No Known/Suspected	1	LTM	12	4	1	0	0	9	\$1,078	\$29	\$346	\$0	\$332	\$0	\$192	\$0	FY11-Comp. MMRP		\$59,048
Not Required	5	MRSPP-5	0	No Longer Required	7																FY11-Complete		\$81,402
Total IRP Sites	79	MRSPP-6	0	Total MRSs	17							Total	\$56,538	\$11,599	\$1,172	\$395	\$1,539	\$262	\$961	\$0			
Total Number of IRP Installations with Sites							56																
Total Number of MMRP Installations with Sites							16																

Note: Totals reflect installation project funding allocated to individual sites and do not include program management and other support costs.

Table E-5 Status of State IRP/MMRP Summary as of September 30, 2010

	Phase	Completed		Underway		Future		Costs Through FY10 (\$000)		FY10 Funds Obligated (\$000)		FY11 Execution Planned (\$000)		FY12 Planning Estimate (\$000)		Estimated Costs (\$000)		
		IRP	MMRP	IRP	MMRP	IRP	MMRP	IRP	MMRP	IRP	MMRP	IRP	MMRP	IRP	MMRP	Fiscal Year	IRP	MMRP
		Sites (Actions)								IRP	MMRP	IRP	MMRP	IRP	MMRP	IRP	MMRP	

West Virginia

Active Installations

IRP Sites and MRSs by Classification						Study	134	1	2	7	1	0	\$10,352	\$823	\$0	\$549	\$0	\$468	\$73	\$993	FY13	\$5,687	\$0
Response Complete	124	Response Complete	1			IRA	10(10)	0	0	1(1)			\$10,350	\$645	\$0	\$645	\$0	\$0	\$0	\$0	FY14	\$3,488	\$547
High	3	MRSPP-1	0	MRSPP-7	0	Design	6	0	2	0	1	2	\$3,876	\$0	\$0	\$0	\$0	\$0	\$0	\$0	FY15	\$8,855	\$0
Medium	0	MRSPP-2	0	MRSPP-8	0	RA-C	8	0	0	0	3	2	\$8,088	\$0	\$0	\$0	\$173	\$0	\$468	\$0	FY16	\$987	\$634
Low	0	MRSPP-3	0	Evaluation Pending	7	RA-O	0	0	4	0	1	0	\$10,215	\$0	\$3,622	\$0	\$1,906	\$0	\$1,309	\$0	FY11-Comp. IRP		\$38,320
Not Evaluated	1	MRSPP-4	0	No Known/Suspected	0	LTM	0	0	0	0	0	1	\$971	\$0	\$0	\$0	\$0	\$0	\$0	\$0	FY11-Comp. MMRP		\$3,368
Not Required	9	MRSPP-5	0	No Longer Required	1																FY11-Complete		\$41,688
Total IRP Sites	137	MRSPP-6	0	Total MRSs	8								Total	\$43,852	\$1,468	\$3,622	\$1,194	\$2,079	\$468	\$1,850	\$993		
Total Number of IRP Installations with Sites							27																
Total Number of MMRP Installations with Sites							2																

Formerly Used Defense Sites

IRP Sites and MRSs by Classification						Study	54	3	2	0	0	0	\$33,153	\$171	\$874	\$0	\$215	\$0	\$340	\$0	FY13	\$742	\$0
Response Complete	50	Response Complete	3			IRA	0	0	0	0			\$0	\$0	\$0	\$0	\$0	\$0	\$0	\$0	FY14	\$1,151	\$0
High	2	MRSPP-1	0	MRSPP-7	0	Design	18	0	0	0	0	0	\$3,417	\$0	\$0	\$0	\$0	\$0	\$0	\$0	FY15	\$423	\$0
Medium	0	MRSPP-2	0	MRSPP-8	0	RA-C	35	1	3	0	0	0	\$27,460	\$2,806	\$14	\$0	\$51	\$0	\$82	\$0	FY16	\$890	\$0
Low	0	MRSPP-3	0	Evaluation Pending	0	RA-O	4	0	1	0	2	0	\$6,525	\$0	\$566	\$0	\$883	\$0	\$169	\$0	FY11-Comp. IRP		\$47,263
Not Evaluated	0	MRSPP-4	0	No Known/Suspected	0	LTM	36	2	6	1	0	0	\$13,565	\$1,050	\$924	\$137	\$211	\$0	\$0	\$0	FY11-Comp. MMRP		\$3,313
Not Required	4	MRSPP-5	0	No Longer Required	3																FY11-Complete		\$50,576
Total IRP Sites	56	MRSPP-6	0	Total MRSs	3								Total	\$84,120	\$4,027	\$2,378	\$137	\$1,360	\$0	\$591	\$0		
Total Number of IRP Installations with Sites							9																
Total Number of MMRP Installations with Sites							3																

Note: Totals reflect installation project funding allocated to individual sites and do not include program management and other support costs.

Table E-5 Status of State IRP/MMRP Summary as of September 30, 2010

Phase	Completed		Underway		Future		Costs Through FY10 (\$000)		FY10 Funds Obligated (\$000)		FY11 Execution Planned (\$000)		FY12 Planning Estimate (\$000)		Estimated Costs (\$000)		
	IRP	MMRP	IRP	MMRP	IRP	MMRP	IRP	MMRP	IRP	MMRP	IRP	MMRP	IRP	MMRP	Fiscal Year	IRP	MMRP
	Sites (Actions)						IRP	MMRP	IRP	MMRP	IRP	MMRP	IRP	MMRP			

Wisconsin

Active Installations

IRP Sites and MRSs by Classification				Study	274	0	3	21	0	0	\$31,370	\$3,449	\$11	\$312	\$3,543	\$3,357	\$0	\$1,222	FY13	\$4,058	\$3,218		
Response Complete	270	Response Complete	0	IRA	8(9)	0	1(2)	0			\$47,086	\$0	\$17,240	\$0	\$0	\$0	\$0	\$0	FY14	\$3,921	\$5,370		
High	2	MRSPP-1	0	MRSPP-7	0	Design	23	0	3	0	14	\$11,944	\$0	\$0	\$0	\$1,815	\$0	\$0	\$0	FY15	\$3,989	\$0	
Medium	2	MRSPP-2	0	MRSPP-8	0	RA-C	31	0	3	0	4	\$58,025	\$0	\$0	\$0	\$380	\$0	\$3,904	\$0	FY16	\$4,099	\$680	
Low	0	MRSPP-3	0	Evaluation Pending	21	RA-O	7	0	3	0	0	\$34,999	\$0	\$4,968	\$0	\$1,684	\$0	\$1,711	\$0	FY11-Comp. IRP		\$84,559	
Not Evaluated	0	MRSPP-4	0	No Known/Suspected	0	LTM	20	0	8	0	1	12	\$25,139	\$0	\$1,989	\$0	\$2,129	\$0	\$2,132	\$0	FY11-Comp. MMRP		\$15,713
Not Required	3	MRSPP-5	0	No Longer Required	0																		
Total IRP Sites	277	MRSPP-6	0	Total MRSs	21																		
Total Number of IRP Installations with Sites																							
Total Number of MMRP Installations with Sites																							

BRAC Installations

IRP Sites and MRSs by Classification				Study	1	0	0	0	0	0	\$0	\$0	\$0	\$0	\$0	\$0	\$0	\$0	FY13	\$0	\$0		
Response Complete	1	Response Complete	0	IRA	0	0	0	0			\$0	\$0	\$0	\$0	\$0	\$0	\$0	\$0	\$0	FY14	\$0	\$0	
High	0	MRSPP-1	0	MRSPP-7	0	Design	0	0	0	0	0	\$0	\$0	\$0	\$0	\$0	\$0	\$0	\$0	FY15	\$0	\$0	
Medium	0	MRSPP-2	0	MRSPP-8	0	RA-C	0	0	0	0	0	\$0	\$0	\$0	\$0	\$0	\$0	\$0	\$0	FY16	\$0	\$0	
Low	0	MRSPP-3	0	Evaluation Pending	0	RA-O	0	0	0	0	0	\$0	\$0	\$0	\$0	\$0	\$0	\$0	\$0	FY11-Comp. IRP		\$0	
Not Evaluated	0	MRSPP-4	0	No Known/Suspected	0	LTM	0	0	0	0	0	\$0	\$0	\$0	\$0	\$0	\$0	\$0	\$0	FY11-Comp. MMRP		\$0	
Not Required	0	MRSPP-5	0	No Longer Required	0																		
Total IRP Sites	1	MRSPP-6	0	Total MRSs	0																		
Total Number of IRP Installations with Sites																							
Total Number of MMRP Installations with Sites																							

Formerly Used Defense Sites

IRP Sites and MRSs by Classification				Study	37	1	2	1	0	0	\$4,936	\$359	\$751	\$0	\$314	\$0	\$119	\$0	FY13	\$0	\$0		
Response Complete	37	Response Complete	0	IRA	2(2)	0	0	0			\$221	\$0	\$0	\$0	\$0	\$0	\$0	\$0	\$0	FY14	\$862	\$0	
High	1	MRSPP-1	0	MRSPP-7	0	Design	22	0	1	0	1	2	\$3,242	\$0	\$0	\$0	\$901	\$0	\$213	\$0	FY15	\$164	\$0
Medium	0	MRSPP-2	0	MRSPP-8	0	RA-C	24	0	1	0	1	2	\$3,372	\$0	\$30	\$0	\$0	\$0	\$0	\$0	FY16	\$0	\$0
Low	1	MRSPP-3	0	Evaluation Pending	2	RA-O	0	0	0	0	1	0	\$0	\$0	\$0	\$0	\$0	\$0	\$0	\$0	FY11-Comp. IRP		\$10,236
Not Evaluated	0	MRSPP-4	0	No Known/Suspected	0	LTM	10	0	0	0	3	2	\$16	\$0	\$15	\$0	\$0	\$0	\$5	\$0	FY11-Comp. MMRP		\$11,796
Not Required	0	MRSPP-5	0	No Longer Required	0																		
Total IRP Sites	39	MRSPP-6	0	Total MRSs	2																		
Total Number of IRP Installations with Sites																							
Total Number of MMRP Installations with Sites																							

Note: Totals reflect installation project funding allocated to individual sites and do not include program management and other support costs.

Table E-5 Status of State IRP/MMRP Summary as of September 30, 2010

	Phase	Completed		Underway		Future		Costs Through FY10 (\$000)		FY10 Funds Obligated (\$000)		FY11 Execution Planned (\$000)		FY12 Planning Estimate (\$000)		Estimated Costs (\$000)		
		IRP	MMRP	IRP	MMRP	IRP	MMRP	IRP	MMRP	IRP	MMRP	IRP	MMRP	IRP	MMRP	Fiscal Year	IRP	MMRP
		Sites (Actions)							IRP	MMRP	IRP	MMRP	IRP	MMRP	IRP	MMRP		

Wyoming

Active Installations

IRP Sites and MRSs by Classification				Study	36	0	1	40	11	0	\$79,680	\$1,533	\$112	\$1,533	\$0	\$2,053	\$0	\$2,086	FY13	\$1,611	\$0
Response Complete	28	Response Complete	0	IRA	8(17)	0	0	0			\$32,733	\$0	\$0	\$0	\$0	\$0	\$0	\$0	FY14	\$1,789	\$3,194
High	0	MRSPP-1	0	MRSPP-7	0	0	0	2	20		\$4,510	\$0	\$482	\$0	\$7,430	\$0	\$0	\$0	FY15	\$1,411	\$9,135
Medium	4	MRSPP-2	0	MRSPP-8	0	0	1	0	2	20	\$20,007	\$0	\$1,236	\$0	\$1,364	\$0	\$0	\$0	FY16	\$4,922	\$2,002
Low	0	MRSPP-3	0	Evaluation Pending	40	0	5	0	2	0	\$5,221	\$0	\$542	\$0	\$671	\$0	\$1,490	\$0	FY11-Comp. IRP		\$43,024
Not Evaluated	11	MRSPP-4	0	No Known/Suspected	0	0	5	0	8	4	\$3,491	\$0	\$231	\$0	\$263	\$0	\$274	\$0	FY11-Comp. MMRP		\$23,425
Not Required	5	MRSPP-5	0	No Longer Required	0														FY11-Complete		\$66,449
Total IRP Sites	48	MRSPP-6	0	Total MRSs	40					Total	\$145,642	\$1,533	\$2,603	\$1,533	\$9,728	\$2,053	\$1,764	\$2,086			
Total Number of IRP Installations with Sites																5					
Total Number of MMRP Installations with Sites																1					

Formerly Used Defense Sites

IRP Sites and MRSs by Classification				Study	18	4	3	8	1	4	\$15,348	\$11,906	\$2,798	\$4,316	\$1,635	\$480	\$1,570	\$0	FY13	\$996	\$0
Response Complete	13	Response Complete	4	IRA	7(7)	1(1)	1(1)	0			\$7,005	\$0	\$5,929	\$0	\$40	\$0	\$0	\$0	FY14	\$5,884	\$0
High	6	MRSPP-1	0	MRSPP-7	0	0	5	1	4	10	\$952	\$26	\$753	\$0	\$135	\$0	\$484	\$0	FY15	\$5,507	\$0
Medium	1	MRSPP-2	0	MRSPP-8	0	0	0	1	9	10	\$1,187	\$17	\$0	\$0	\$2,033	\$0	\$2,279	\$0	FY16	\$4,154	\$2,898
Low	1	MRSPP-3	0	Evaluation Pending	8	0	0	0	6	0	\$0	\$0	\$0	\$0	\$0	\$0	\$99	\$0	FY11-Comp. IRP		\$107,313
Not Evaluated	1	MRSPP-4	0	No Known/Suspected	3	0	0	0	9	10	\$11	\$8	\$5	\$0	\$0	\$0	\$0	\$0	FY11-Comp. MMRP		\$76,425
Not Required	0	MRSPP-5	2	No Longer Required	1														FY11-Complete		\$183,738
Total IRP Sites	22	MRSPP-6	2	Total MRSs	16					Total	\$24,503	\$11,957	\$9,485	\$4,316	\$3,843	\$480	\$4,432	\$0			
Total Number of IRP Installations with Sites																13					
Total Number of MMRP Installations with Sites																12					

Note: Totals reflect installation project funding allocated to individual sites and do not include program management and other support costs.

Table E-6 Status of Installations with FY11 to Completion Cost Estimate Greater Than \$10,000,000

DoD Component - Installation / FFID / NPL or Proposed NPL / BRAC Year / RAB / CTC Delta from FY09*																			
Phase	Completed		Underway		Future		FY10 Schedule Impact**		Costs Through FY10 (\$000)		FY10 Funds Obligated (\$000)		FY11 Execution Planned (\$000)		FY12 Planning Estimate (\$000)		Estimated Costs (\$000)		
	IRP	MMRP	IRP	MMRP	IRP	MMRP	IRP	MMRP	IRP	MMRP	IRP	MMRP	IRP	MMRP	IRP	MMRP	Fiscal Year	IRP	MMRP
	Sites (Actions)						IRP	MMRP	IRP	MMRP	IRP	MMRP	IRP	MMRP	IRP	MMRP			

Alabama

ARMY - ANNISTON ARMY DEPOT / AL421382002700 / NPL / RAB / C-EST

IRP Sites and MRSs by Classification				Study	47	0	2	3	0	0		\$40,274	\$1,334	\$2,186	\$836	\$1,123	\$114	\$0	\$0	FY13	\$1,308	\$830
Response Complete	38	Response Complete	0	IRA	5(8)	0(0)	2(2)	0(0)				\$15,649	\$0	\$581	\$0	\$999	\$0	\$161	\$0	FY14	\$1,332	\$80
High	1	MRSPP-1	0	MRSPP-7	0	0	0	0	3			\$2,235	\$0	\$0	\$0	\$0	\$0	\$0	\$0	FY15	\$1,345	\$1,274
Medium	1	MRSPP-2	0	MRSPP-8	0	RA-C	22	0	1	0	1	3		\$7,827	\$0	\$0	\$532	\$0	\$0	FY16	\$1,160	\$0
Low	1	MRSPP-3	0	Evaluation Pending	0	RA-O	1	0	8	0	2	0		\$2,711	\$0	\$311	\$0	\$241	\$0	FY11-Comp. IRP		\$36,345
Not Evaluated	0	MRSPP-4	1	No Known/Suspected	0	LTM	1	0	13	0	0	1		\$1,805	\$0	\$30	\$0	\$68	\$0	FY11-Comp. MMRP		\$2,374
Not Required	8	MRSPP-5	2	No Longer Required	0	IRP Final RC: FY 2041 MRS Final RC: FY 2018					Total	\$70,501	\$1,334	\$3,108	\$836	\$2,963	\$114	\$1,470	\$0	FY11-Complete		\$38,719
Total IRP Sites	49	MRSPP-6	0	Total MRSs	3	Five-Year Review Completed and Underway																

IRP Progress in FY10: Refer to Page F-21.	MMRP Progress in FY10: Refer to Page F-21.
IRP Progress Planned for FY11-FY12: Refer to Page F-21.	MMRP Progress Planned for FY11-FY12: Refer to Page F-21.

ARMY - FORT MCCLELLAN / AL421372056200 / BRAC 1995 / RAB

IRP Sites and MRSs by Classification				Study	123	6	7	1	0	0		\$156,703	\$11,966	\$670	\$0	\$1,307	\$0	\$0	\$0	FY13	\$9,641	\$2,000	
Response Complete	123	Response Complete	6	IRA	0(0)	0(0)	0(0)	0(0)				\$5,719	\$6,499	\$0	\$0	\$409	\$0	\$0	\$0	FY14	\$7,965	\$2,000	
High	2	MRSPP-1	0	MRSPP-7	0	Design	0	0	0	0	0		\$1,990	\$363	\$0	\$0	\$0	\$0	\$0	FY15	\$7,166	\$2,555	
Medium	5	MRSPP-2	1	MRSPP-8	0	RA-C	0	0	0	0	0		\$17,869	\$27,967	\$427	\$1,749	\$0	\$1,420	\$3,000	\$2,000	FY16	\$6,652	\$5,701
Low	0	MRSPP-3	0	Evaluation Pending	0	RA-O	0	0	0	0	0		\$0	\$0	\$0	\$0	\$0	\$0	\$0	FY11-Comp. IRP		\$140,241	
Not Evaluated	0	MRSPP-4	0	No Known/Suspected	0	LTM	0	0	0	0	0		\$25,735	\$104	\$25,549	\$0	\$2,000	\$104	\$2,000	\$0	FY11-Comp. MMRP		\$72,852
Not Required	0	MRSPP-5	0	No Longer Required	6	IRP Final RC: FY 2024 MRS Final RC: FY 2030					Total	\$208,016	\$46,899	\$26,646	\$1,749	\$3,716	\$1,524	\$5,000	\$2,000	FY11-Complete		\$213,093	
Total IRP Sites	130	MRSPP-6	0	Total MRSs	7	Five-Year Review Planned for Future																	

IRP Progress in FY10: Refer to Page F-67.	MMRP Progress in FY10: Refer to Page F-67.
IRP Progress Planned for FY11-FY12: Refer to Page F-67.	MMRP Progress Planned for FY11-FY12: Refer to Page F-67.

ARMY - REDSTONE ARSENAL / AL421382074200 / NPL / C-TECH

IRP Sites and MRSs by Classification				Study	128	21	143	9	0	0		\$117,500	\$1,179	\$4,257	\$612	\$5,081	\$1,194	\$3,132	\$0	FY13	\$7,293	\$215		
Response Complete	122	Response Complete	21	IRA	2(2)	1(1)	23(23)	0(0)				\$13,350	\$1,254	\$0	\$0	\$112	\$0	\$275	\$0	FY14	\$4,753	\$83		
High	2	MRSPP-1	0	MRSPP-7	1	Design	1	0	19	0	13	4		\$5,832	\$0	\$0	\$0	\$11	\$171	\$37	FY15	\$1,523	\$132	
Medium	52	MRSPP-2	0	MRSPP-8	0	RA-C	20	0	32	2	24	5		\$93,581	\$0	\$0	\$3,096	\$0	\$5,485	\$284	FY16	\$1,650	\$170	
Low	64	MRSPP-3	3	Evaluation Pending	1	RA-O	1	0	13	0	17	0		\$8,678	\$45	\$5,864	\$45	\$86	\$0	\$158	\$0	FY11-Comp. IRP		\$47,167
Not Evaluated	25	MRSPP-4	1	No Known/Suspected	0	LTM	0	0	1	0	43	6		\$456	\$0	\$0	\$0	\$53	\$0	\$184	\$60	FY11-Comp. MMRP		\$3,365
Not Required	6	MRSPP-5	2	No Longer Required	21	IRP Final RC: FY 2025 MRS Final RC: FY 2014					Total	\$239,397	\$2,478	\$10,121	\$657	\$8,428	\$1,205	\$9,405	\$381	FY11-Complete		\$50,532		
Total IRP Sites	271	MRSPP-6	1	Total MRSs	30	Five-Year Review Planned for Future																		

IRP Progress in FY10: Refer to Page F-158.	MMRP Progress in FY10: Refer to Page F-158.
IRP Progress Planned for FY11-FY12: Refer to Page F-158.	MMRP Progress Planned for FY11-FY12: Refer to Page F-158.

*CTC Delta Reason: C-TECH-Technical Issues, C-REG-Regulatory Issues, C-EST-Estimating Criteria

**Schedule Impact Reason: TECH-Technical, CONT-Contracting, PERS-Personnel, REG-Regulatory, FUND-Funding

Note: Totals reflect installation project funding allocated to individual sites and do not include program management and other support costs.

Table E-6 Status of Installations with FY11 to Completion Cost Estimate Greater Than \$10,000,000

DoD Component - Installation / FFID / NPL or Proposed NPL / BRAC Year / RAB / CTC Delta from FY09*																			
Phase	Completed		Underway		Future		FY10 Schedule Impact**		Costs Through FY10 (\$000)		FY10 Funds Obligated (\$000)		FY11 Execution Planned (\$000)		FY12 Planning Estimate (\$000)		Estimated Costs (\$000)		
	IRP	MMRP	IRP	MMRP	IRP	MMRP	IRP	MMRP	IRP	MMRP	IRP	MMRP	IRP	MMRP	IRP	MMRP	Fiscal Year	IRP	MMRP
	Sites (Actions)						IRP	MMRP	IRP	MMRP	IRP	MMRP	IRP	MMRP	IRP	MMRP			

Alabama

AIR FORCE - MAXWELL AIR FORCE BASE / AL457152418200 / BRAC 2005 Realignment / RAB / C-REG

IRP Sites and MRSs by Classification				Study	32	6	0	3	0	0			\$2,792	\$1,931	\$0	\$1,710	\$0	\$0	\$0	\$0	FY13	\$2,833	\$479
Response Complete	16	Response Complete	0	IRA	0(0)	0(0)	0(0)	0(0)					\$0	\$0	\$0	\$0	\$0	\$0	\$0	\$0	FY14	\$1,735	\$156
High	0	MRSPP-1	0	MRSPP-7	0	Design	1	0	0	0	3		\$0	\$0	\$0	\$0	\$0	\$0	\$0	\$0	FY15	\$1,848	\$0
Medium	1	MRSPP-2	0	MRSPP-8	0	RA-C	14	0	0	0	3		\$1,131	\$0	\$0	\$0	\$0	\$0	\$0	\$0	FY16	\$1,688	\$0
Low	0	MRSPP-3	0	Evaluation Pending	9	RA-O	3	0	15	0	0		\$31,286	\$0	\$5,226	\$0	\$583	\$0	\$5,893	\$0	FY11-Comp. IRP		\$18,380
Not Evaluated	0	MRSPP-4	0	No Known/Suspected	0	LTM	2	0	0	0	14		\$1,055	\$0	\$0	\$0	\$0	\$0	\$96	\$0	FY11-Comp. MMRP		\$686
Not Required	15	MRSPP-5	0	No Longer Required	0	IRP Final RC: FY 2016 MRS Final RC: FY 2014					Total	\$36,264	\$1,931	\$5,226	\$1,710	\$583	\$0	\$5,989	\$0	FY11-Complete		\$19,066	
Total IRP Sites	32	MRSPP-6	0	Total MRSs	9	Five-Year Review Completed and Planned for Future																	

<p>IRP Progress in FY10: Update Automated Admin Record; RA-O OU#1 Sites; Restore Landfill 4 North; Right of Entry OU#1; and JP-4 Plume Control & Cleanup.</p> <p>IRP Progress Planned for FY11-FY12: Litigation Settlement Landfill 4; SD-001 Chlordane Cleanup; Maintain Monitoring Wells; Update Automate Admin Record; Bell St Gate Delineate Source; Delineate Guard Well Contamination OU-1; Source Characterization Phase 2; Long Term Landfill Maintenance, Right of Entry OU#1; Five-Year Review Non OU-1 Sites; JP-4 CAP Implementation.</p>	<p>MMRP Progress in FY10: Completed the draft final basewide CSE Phase II Report. All MMRP Sites were scored under the MRSPP requirement. A basewide RI with EE/CAs was awarded in FY10.</p> <p>MMRP Progress Planned for FY11-FY12: Complete the RI and EE/CAs scoped and awarded in FY10.</p>
---	---

FORMERLY USED DEFENSE SITES - CP SIBERT / AL49799F421600 / C-EST

IRP Sites and MRSs by Classification				Study	0	0	1	3	0	0			\$5,183	\$12,335	\$13	\$2,873	\$699	\$91	\$0	\$10	FY13	\$30	\$0
Response Complete	0	Response Complete	0	IRA	0(0)	0(0)	0(0)	0(0)					\$0	\$0	\$0	\$0	\$0	\$0	\$0	\$0	FY14	\$0	\$0
High	0	MRSPP-1	0	MRSPP-7	0	Design	0	1	1	0	2		\$10	\$9	\$0	\$0	\$0	\$0	\$137	\$0	FY15	\$14	\$0
Medium	1	MRSPP-2	0	MRSPP-8	0	RA-C	0	0	0	2	1	1		\$0	\$32,590	\$0	\$7,514	\$0	\$215	\$0	FY16	\$0	\$0
Low	0	MRSPP-3	0	Evaluation Pending	3	RA-O	0	0	0	0	0		\$0	\$0	\$0	\$0	\$0	\$0	\$0	\$0	FY11-Comp. IRP		\$4,231
Not Evaluated	0	MRSPP-4	0	No Known/Suspected	0	LTM	0	0	0	0	1	3		\$0	\$0	\$0	\$0	\$0	\$0	\$0	FY11-Comp. MMRP		\$26,309
Not Required	0	MRSPP-5	0	No Longer Required	0	IRP Final RC: FY 2019 MRS Final RC: FY 2013					Total	\$5,193	\$44,934	\$13	\$10,387	\$699	\$306	\$137	\$16	FY11-Complete		\$30,540	
Total IRP Sites	1	MRSPP-6	0	Total MRSs	3																		

<p>IRP Progress in FY10: Continued RI/FS phase work on the mixed waste site.</p> <p>IRP Progress Planned for FY11-FY12: Complete RI/FS phase and initiate remedial design work.</p>	<p>MMRP Progress in FY10: Disposal of waste and CWM completed for Site 8. Site 2A RA 80% Complete. RI/FS fully funded for all CWM sites.</p> <p>MMRP Progress Planned for FY11-FY12: Delineate Camp Sibert into smaller discrete projects. Complete RA at Site 2A. Complete RI/FS for all CWM and conventional MMRP sites. Begin RAs at remaining MMRP sites.</p>
---	---

*CTC Delta Reason: C-TECH-Technical Issues, C-REG-Regulatory Issues, C-EST-Estimating Criteria **Schedule Impact Reason: TECH-Technical, CONT-Contracting, PERS-Personnel, REG-Regulatory, FUND-Funding
 Note: Totals reflect installation project funding allocated to individual sites and do not include program management and other support costs.

Table E-6 Status of Installations with FY11 to Completion Cost Estimate Greater Than \$10,000,000

DoD Component - Installation / FFID / NPL or Proposed NPL / BRAC Year / RAB / CTC Delta from FY09*																			
Phase	Completed		Underway		Future		FY10 Schedule Impact**		Costs Through FY10 (\$000)		FY10 Funds Obligated (\$000)		FY11 Execution Planned (\$000)		FY12 Planning Estimate (\$000)		Estimated Costs (\$000)		
	IRP	MMRP	IRP	MMRP	IRP	MMRP	IRP	MMRP	IRP	MMRP	IRP	MMRP	IRP	MMRP	IRP	MMRP	Fiscal Year	IRP	MMRP
	Sites (Actions)						IRP	MMRP	IRP	MMRP	IRP	MMRP	IRP	MMRP	IRP	MMRP			

Alaska

ARMY - FORT RICHARDSON / AK021452215700 / NPL / RAB

IRP Sites and MRSs by Classification				Study	89	8	5	7	0	0			\$38,573	\$1,291	\$6,487	\$492	\$0	\$0	\$0	\$0	FY13	\$14,024	\$0
Response Complete	86	Response Complete	8	IRA	34(70)	0(0)	6(6)	0(0)					\$10,583	\$0	\$267	\$0	\$0	\$0	\$0	\$0	FY14	\$19,467	\$0
High	0	MRSPP-1	0	MRSPP-7	0	Design	10	0	0	0	0	0	\$1,299	\$0	\$0	\$0	\$0	\$0	\$0	\$0	FY15	\$18,469	\$0
Medium	1	MRSPP-2	0	MRSPP-8	0	RA-C	46	0	0	0	4	0	\$28,927	\$0	\$0	\$0	\$0	\$0	\$0	\$0	FY16	\$0	\$0
Low	0	MRSPP-3	0	Evaluation Pending	0	RA-O	13	0	0	0	1	0	\$16,235	\$0	\$975	\$0	\$8,416	\$0	\$13,796	\$0	FY11-Comp. IRP	\$74,172	\$0
Not Evaluated	7	MRSPP-4	3	No Known/Suspected	0	LTM	3	0	7	0	5	0	\$4,481	\$0	\$790	\$0	\$0	\$0	\$0	\$0	FY11-Comp. MMRP	\$0	\$0
Not Required	0	MRSPP-5	4	No Longer Required	8	IRP Final RC: FY 2018 MRS Final RC: FY 2011						Total	\$100,098	\$1,291	\$8,519	\$492	\$8,416	\$0	\$13,796	\$0	FY11-Complete	\$74,172	\$0
Total IRP Sites	94	MRSPP-6	0	Total MRSs	15	Five-Year Review Completed and Planned for Future																	

IRP Progress in FY10:	Refer to Page F-72.
IRP Progress Planned for FY11-FY12:	Refer to Page F-72.

MMRP Progress in FY10:	Refer to Page F-72.
MMRP Progress Planned for FY11-FY12:	Refer to Page F-72.

ARMY - FORT WAINWRIGHT / AK021452242600 / NPL / RAB / C-TECH

IRP Sites and MRSs by Classification				Study	83	10	1	5	0	0			\$70,919	\$2,673	\$2,862	\$1,921	\$3,465	\$144	\$0	\$0	FY13	\$1,443	\$0
Response Complete	67	Response Complete	10	IRA	36(65)	0(0)	0(0)	0(0)					\$2,322	\$0	\$0	\$0	\$0	\$0	\$0	\$0	FY14	\$1,090	\$0
High	1	MRSPP-1	0	MRSPP-7	0	Design	17	0	0	0	1	0	\$3,508	\$0	\$0	\$0	\$1	\$0	\$0	\$0	FY15	\$1,671	\$55
Medium	0	MRSPP-2	0	MRSPP-8	0	RA-C	44	0	2	0	1	0	\$52,654	\$0	\$0	\$0	\$985	\$0	\$803	\$0	FY16	\$598	\$0
Low	0	MRSPP-3	0	Evaluation Pending	2	RA-O	11	0	14	0	2	0	\$40,923	\$0	\$7,138	\$0	\$2,338	\$0	\$1,612	\$0	FY11-Comp. IRP	\$27,880	\$0
Not Evaluated	2	MRSPP-4	0	No Known/Suspected	0	LTM	8	0	5	0	4	5	\$7,899	\$0	\$62	\$0	\$58	\$0	\$32	\$0	FY11-Comp. MMRP	\$249	\$0
Not Required	14	MRSPP-5	1	No Longer Required	10	IRP Final RC: FY 2040 MRS Final RC: FY 2013						Total	\$178,225	\$2,673	\$10,062	\$1,921	\$6,847	\$144	\$2,447	\$0	FY11-Complete	\$28,129	\$0
Total IRP Sites	84	MRSPP-6	2	Total MRSs	15	Five-Year Review Completed and Planned for Future																	

IRP Progress in FY10:	Refer to Page F-75.
IRP Progress Planned for FY11-FY12:	Refer to Page F-75.

MMRP Progress in FY10:	Refer to Page F-75.
MMRP Progress Planned for FY11-FY12:	Refer to Page F-75.

NAVY - ADAK NAS / AK017002432300 / NPL / BRAC 1995 / RAB / C-TECH / C-EST

IRP Sites and MRSs by Classification				Study	96	1	0	0	0	0			\$46,420	\$554	\$0	\$0	\$0	\$0	\$0	\$0	FY13	\$3,293	\$4,742
Response Complete	93	Response Complete	0	IRA	0(0)	0(0)	0(0)	0(0)					\$1,999	\$0	\$0	\$0	\$0	\$0	\$0	\$0	FY14	\$636	\$414
High	1	MRSPP-1	0	MRSPP-7	0	Design	45	0	0	0	0	0	\$3,149	\$0	\$0	\$0	\$0	\$0	\$0	\$0	FY15	\$834	\$65
Medium	0	MRSPP-2	0	MRSPP-8	0	RA-C	87	0	1	1	0	0	\$167,375	\$28,387	\$639	\$1,695	\$12,725	\$10,488	\$1,468	\$26,372	FY16	\$693	\$222
Low	0	MRSPP-3	0	Evaluation Pending	1	RA-O	6	0	2	0	1	1	\$41,034	\$0	\$1,445	\$0	\$1,543	\$0	\$1,626	\$0	FY11-Comp. IRP	\$61,099	\$0
Not Evaluated	0	MRSPP-4	0	No Known/Suspected	0	LTM	36	0	0	0	0	0	\$4,626	\$0	\$0	\$0	\$0	\$0	\$0	\$0	FY11-Comp. MMRP	\$67,632	\$0
Not Required	2	MRSPP-5	0	No Longer Required	0	IRP Final RC: FY 2043 MRS Final RC: FY 2042						Total	\$264,603	\$28,941	\$2,084	\$1,695	\$14,268	\$10,488	\$3,094	\$26,372	FY11-Complete	\$128,731	\$0
Total IRP Sites	96	MRSPP-6	0	Total MRSs	1	Five-Year Review Completed and Planned for Future																	

IRP Progress in FY10:	Refer to Page F-12.
IRP Progress Planned for FY11-FY12:	Refer to Page F-12.

MMRP Progress in FY10:	Refer to Page F-12.
MMRP Progress Planned for FY11-FY12:	Refer to Page F-12.

*CTC Delta Reason: C-TECH-Technical Issues, C-REG-Regulatory Issues, C-EST-Estimating Criteria

**Schedule Impact Reason: TECH-Technical, CONT-Contracting, PERS-Personnel, REG-Regulatory, FUND-Funding

Note: Totals reflect installation project funding allocated to individual sites and do not include program management and other support costs.

Table E-6 Status of Installations with FY11 to Completion Cost Estimate Greater Than \$10,000,000

DoD Component - Installation / FFID / NPL or Proposed NPL / BRAC Year / RAB / CTC Delta from FY09*																			
Phase	Completed		Underway		Future		FY10 Schedule Impact**		Costs Through FY10 (\$000)		FY10 Funds Obligated (\$000)		FY11 Execution Planned (\$000)		FY12 Planning Estimate (\$000)		Estimated Costs (\$000)		
	IRP	MMRP	IRP	MMRP	IRP	MMRP	IRP	MMRP	IRP	MMRP	IRP	MMRP	IRP	MMRP	IRP	MMRP	Fiscal Year	IRP	MMRP
	Sites (Actions)						IRP	MMRP	IRP	MMRP	IRP	MMRP	IRP	MMRP	IRP	MMRP			

Alaska

AIR FORCE - BIG MOUNTAIN RADIO RELAY STATION / AK057302862300 / C-TECH

IRP Sites and MRSs by Classification				Study	13	0	0	0	0	0			\$3,237	\$0	\$310	\$0	\$0	\$0	\$0	\$0	FY13	\$371	\$0
Response Complete	10	Response Complete	0	IRA	6(8)	0(0)	2(2)	0(0)					\$4,457	\$0	\$263	\$0	\$0	\$0	\$0	\$0	FY14	\$117	\$0
High	0	MRSPP-1	0	MRSPP-7	0	0	0	0	0	0			\$128	\$0	\$0	\$0	\$0	\$0	\$0	\$0	FY15	\$122	\$0
Medium	2	MRSPP-2	0	MRSPP-8	0	RA-C	0	0	0	1	0		\$261	\$0	\$0	\$0	\$10,012	\$0	\$3,665	\$0	FY16	\$378	\$0
Low	1	MRSPP-3	0	Evaluation Pending	0	RA-O	0	0	0	0	0		\$0	\$0	\$0	\$0	\$0	\$0	\$0	\$0	FY11-Comp. IRP		\$14,907
Not Evaluated	0	MRSPP-4	0	No Known/Suspected	0	LTM	0	0	0	0	0		\$0	\$0	\$0	\$0	\$0	\$0	\$144	\$0	FY11-Comp. MMRP		\$0
Not Required	0	MRSPP-5	0	No Longer Required	0	IRP Final RC: FY 2012 MRS Final RC: FY -					Total	\$8,083	\$0	\$573	\$0	\$10,012	\$0	\$3,809	\$0	FY11-Complete		\$14,907	
Total IRP Sites	13	MRSPP-6	0	Total MRSs	0	Five-Year Review Planned for Future																	

IRP Progress in FY10: Conduct operations for one interim remedial action and Feasibility Study, Proposed Plan, ROD/DD for 3 sites	MMRP Progress in FY10: No MMRP sites identified.
IRP Progress Planned for FY11-FY12: Initiate PCB removal for one site	MMRP Progress Planned for FY11-FY12: No MMRP sites identified.

AIR FORCE - CAMPION AIR FORCE STATION / AK057302862800 / C-EST

IRP Sites and MRSs by Classification				Study	9	0	0	1	0	0			\$987	\$1,190	\$0	\$737	\$0	\$210	\$0	\$395	FY13	\$197	\$1,152
Response Complete	8	Response Complete	0	IRA	1(2)	0(0)	0(0)	0(0)					\$0	\$0	\$0	\$0	\$0	\$0	\$0	\$0	FY14	\$181	\$533
High	0	MRSPP-1	0	MRSPP-7	0	Design	0	0	0	0	1		\$711	\$0	\$0	\$0	\$0	\$0	\$0	\$0	FY15	\$185	\$131
Medium	0	MRSPP-2	0	MRSPP-8	0	RA-C	0	0	0	0	1		\$845	\$0	\$0	\$0	\$1,711	\$0	\$0	\$5,494	FY16	\$257	\$119
Low	1	MRSPP-3	0	Evaluation Pending	1	RA-O	0	0	0	0	0		\$154	\$0	\$0	\$0	\$0	\$0	\$0	\$0	FY11-Comp. IRP		\$4,341
Not Evaluated	0	MRSPP-4	0	No Known/Suspected	0	LTM	0	0	0	0	1		\$0	\$0	\$0	\$0	\$0	\$0	\$177	\$0	FY11-Comp. MMRP		\$9,072
Not Required	0	MRSPP-5	0	No Longer Required	0	IRP Final RC: FY 2011 MRS Final RC: FY 2014					Total	\$2,697	\$1,190	\$0	\$737	\$1,711	\$210	\$177	\$5,889	FY11-Complete		\$13,413	
Total IRP Sites	9	MRSPP-6	0	Total MRSs	1	Five-Year Review Planned for Future																	

IRP Progress in FY10: Conduct Basewide RI for MMRP Sites	MMRP Progress in FY10: A basewide RI with EE/CAs was awarded in FY10.
IRP Progress Planned for FY11-FY12: Continue RI work at various MMRP sites.	MMRP Progress Planned for FY11-FY12: Complete the RI and EE/CAs scoped and awarded in FY10.

AIR FORCE - EARECKSON AIR FORCE BASE / AK057302870500

IRP Sites and MRSs by Classification				Study	39	2	12	6	12	0			\$14,129	\$2,467	\$585	\$2,275	\$0	\$0	\$0	\$0	FY13	\$0	\$0	
Response Complete	35	Response Complete	1	IRA	23(30)	0(0)	0(0)	0(0)					\$5,951	\$0	\$0	\$0	\$0	\$0	\$0	\$0	FY14	\$1,862	\$0	
High	0	MRSPP-1	0	MRSPP-7	0	Design	0	0	0	0	3		\$2,440	\$0	\$0	\$0	\$0	\$0	\$0	\$0	FY15	\$20,112	\$0	
Medium	0	MRSPP-2	0	MRSPP-8	0	RA-C	1	0	0	0	3	6		\$9,464	\$0	\$0	\$0	\$0	\$0	\$7,589	\$0	FY16	\$516	\$0
Low	15	MRSPP-3	0	Evaluation Pending	7	RA-O	0	0	1	0	0	0		\$1	\$0	\$1	\$0	\$0	\$0	\$19	\$0	FY11-Comp. IRP		\$32,612
Not Evaluated	12	MRSPP-4	0	No Known/Suspected	0	LTM	0	0	8	0	14	6		\$518	\$0	\$118	\$0	\$0	\$0	\$80	\$0	FY11-Comp. MMRP		\$7,009
Not Required	1	MRSPP-5	0	No Longer Required	1	IRP Final RC: FY 2017 MRS Final RC: FY 2015					Total	\$32,503	\$2,467	\$704	\$2,275	\$0	\$0	\$7,688	\$0	FY11-Complete		\$39,621		
Total IRP Sites	63	MRSPP-6	0	Total MRSs	8	Five-Year Review Planned for Future																		

IRP Progress in FY10: Performance Based Contract planned for FS and ROD activities. Initiated DDs for 7 sites. Continued work in LTM for sites.	MMRP Progress in FY10: A basewide RI with EE/CAs was awarded in FY10.
IRP Progress Planned for FY11-FY12: Continue work on FS, ROD and DDs for 7 sites. LTM ongoing.	MMRP Progress Planned for FY11-FY12: Complete the RI and EE/CAs scoped and awarded in FY10.

*CTC Delta Reason: C-TECH-Technical Issues, C-REG-Regulatory Issues, C-EST-Estimating Criteria

**Schedule Impact Reason: TECH-Technical, CONT-Contracting, PERS-Personnel, REG-Regulatory, FUND-Funding

Note: Totals reflect installation project funding allocated to individual sites and do not include program management and other support costs.

Table E-6 Status of Installations with FY11 to Completion Cost Estimate Greater Than \$10,000,000

DoD Component - Installation / FFID / NPL or Proposed NPL / BRAC Year / RAB / CTC Delta from FY09*																			
Phase	Completed		Underway		Future		FY10 Schedule Impact**		Costs Through FY10 (\$000)		FY10 Funds Obligated (\$000)		FY11 Execution Planned (\$000)		FY12 Planning Estimate (\$000)		Estimated Costs (\$000)		
	IRP	MMRP	IRP	MMRP	IRP	MMRP	IRP	MMRP	IRP	MMRP	IRP	MMRP	IRP	MMRP	IRP	MMRP	Fiscal Year	IRP	MMRP
	Sites (Actions)						IRP	MMRP	IRP	MMRP	IRP	MMRP	IRP	MMRP	IRP	MMRP			

Alaska

AIR FORCE - EIELSON AIR FORCE BASE / AK057302864600 / NPL / BRAC 2005 Realignment / RAB / C-TECH / C-REG

IRP Sites and MRSs by Classification				Study	66	0	0	0	20	0			\$26,674	\$0	\$0	\$0	\$0	\$0	\$0	\$0	FY13	\$334	\$0
Response Complete	38	Response Complete	0	IRA	7(7)	0(0)	0(0)	0(0)				\$1,926	\$0	\$0	\$0	\$0	\$0	\$0	\$0	FY14	\$396	\$0	
High	0	MRSPP-1	0	MRSPP-7	0	0	0	0	0	0		\$6,778	\$0	\$0	\$0	\$0	\$0	\$0	\$0	FY15	\$306	\$0	
Medium	0	MRSPP-2	0	MRSPP-8	0	RA-C	30	0	0	0	0	\$12,634	\$0	\$0	\$0	\$0	\$0	\$0	\$0	FY16	\$12,267	\$0	
Low	0	MRSPP-3	0	Evaluation Pending	0	RA-O	8	0	28	0	0	\$11,709	\$0	\$1,271	\$0	\$3,022	\$0	\$2,242	\$0	FY11-Comp. IRP		\$19,979	
Not Evaluated	20	MRSPP-4	0	No Known/Suspected	0	LTM	5	0	0	0	0	\$4,911	\$0	\$70	\$0	\$0	\$0	\$0	\$0	FY11-Comp. MMRP		\$0	
Not Required	28	MRSPP-5	0	No Longer Required	0	IRP Final RC: FY 2032 MRS Final RC: FY -					Total	\$64,632	\$0	\$1,341	\$0	\$3,022	\$0	\$2,242	\$0	FY11-Complete		\$19,979	
Total IRP Sites	86	MRSPP-6	0	Total MRSs	0	Five-Year Review Completed and Planned for Future																	

IRP Progress in FY10:	Refer to Page F-51.
IRP Progress Planned for FY11-FY12:	Refer to Page F-51.

MMRP Progress in FY10:	No MMRP sites identified.
MMRP Progress Planned for FY11-FY12:	No MMRP sites identified.

AIR FORCE - ELMENDORF AIR FORCE BASE / AK057302864900 / NPL / BRAC 2005 Realignment / RAB

IRP Sites and MRSs by Classification				Study	84	2	1	5	51	0			\$45,477	\$3,328	\$2,726	\$2,036	\$272	\$869	\$374	\$2,273	FY13	\$5,466	\$2,611
Response Complete	62	Response Complete	0	IRA	3(4)	0(0)	0(0)	0(0)				\$1,853	\$0	\$0	\$0	\$0	\$0	\$0	\$0	FY14	\$3,287	\$849	
High	0	MRSPP-1	0	MRSPP-7	0	Design	14	0	0	0	0	\$5,437	\$0	\$0	\$0	\$0	\$0	\$0	\$0	FY15	\$4,959	\$201	
Medium	0	MRSPP-2	0	MRSPP-8	0	RA-C	30	0	1	0	4	\$18,273	\$0	\$0	\$0	\$165	\$0	\$37	\$0	FY16	\$2,815	\$183	
Low	2	MRSPP-3	0	Evaluation Pending	7	RA-O	4	0	21	0	5	\$22,942	\$0	\$1,077	\$0	\$2,258	\$0	\$3,297	\$0	FY11-Comp. IRP		\$63,931	
Not Evaluated	51	MRSPP-4	0	No Known/Suspected	0	LTM	12	0	10	0	23	\$4,472	\$0	\$0	\$0	\$155	\$0	\$218	\$0	FY11-Comp. MMRP		\$9,637	
Not Required	21	MRSPP-5	0	No Longer Required	0	IRP Final RC: FY 2038 MRS Final RC: FY 2019					Total	\$98,454	\$3,328	\$3,803	\$2,036	\$2,850	\$869	\$3,926	\$2,273	FY11-Complete		\$73,568	
Total IRP Sites	136	MRSPP-6	0	Total MRSs	7	Five-Year Review Completed and Planned for Future																	

IRP Progress in FY10:	Refer to Page F-54.
IRP Progress Planned for FY11-FY12:	Refer to Page F-54.

MMRP Progress in FY10:	Refer to Page F-54.
MMRP Progress Planned for FY11-FY12:	Refer to Page F-54.

AIR FORCE - GALENA FOL / AK057302865500 / BRAC 2005 Closure / RAB / C-EST

IRP Sites and MRSs by Classification				Study	10	0	17	1	0	0			\$13,431	\$64	\$0	\$0	\$0	\$0	\$0	\$0	FY13	\$1,246	\$0
Response Complete	10	Response Complete	0	IRA	1(1)	0(0)	0(0)	0(0)				\$5,647	\$0	\$0	\$0	\$0	\$0	\$0	\$0	FY14	\$1,288	\$0	
High	0	MRSPP-1	0	MRSPP-7	0	Design	0	0	0	17	0	\$8,000	\$0	\$8,000	\$0	\$13,046	\$0	\$0	\$0	FY15	\$1,452	\$0	
Medium	0	MRSPP-2	0	MRSPP-8	0	RA-C	1	0	0	0	17	\$3,371	\$0	\$0	\$0	\$0	\$0	\$0	\$0	FY16	\$1,848	\$0	
Low	0	MRSPP-3	0	Evaluation Pending	1	RA-O	0	0	0	0	16	\$5,904	\$0	\$5,166	\$0	\$16,366	\$0	\$378	\$0	FY11-Comp. IRP		\$65,643	
Not Evaluated	17	MRSPP-4	0	No Known/Suspected	0	LTM	0	0	0	0	17	\$0	\$0	\$0	\$0	\$0	\$0	\$0	\$0	FY11-Comp. MMRP		\$0	
Not Required	0	MRSPP-5	0	No Longer Required	0	IRP Final RC: FY 2020 MRS Final RC: FY 2011					Total	\$36,353	\$64	\$13,166	\$0	\$29,412	\$0	\$378	\$0	FY11-Complete		\$65,643	
Total IRP Sites	27	MRSPP-6	0	Total MRSs	1																		

IRP Progress in FY10:	Refer to Page F-78.
IRP Progress Planned for FY11-FY12:	Refer to Page F-78.

MMRP Progress in FY10:	Refer to Page F-78.
MMRP Progress Planned for FY11-FY12:	Refer to Page F-78.

*CTC Delta Reason: C-TECH-Technical Issues, C-REG-Regulatory Issues, C-EST-Estimating Criteria

**Schedule Impact Reason: TECH-Technical, CONT-Contracting, PERS-Personnel, REG-Regulatory, FUND-Funding

Note: Totals reflect installation project funding allocated to individual sites and do not include program management and other support costs.

Table E-6 Status of Installations with FY11 to Completion Cost Estimate Greater Than \$10,000,000

DoD Component - Installation / FFID / NPL or Proposed NPL / BRAC Year / RAB / CTC Delta from FY09*																			
Phase	Completed		Underway		Future		FY10 Schedule Impact**		Costs Through FY10 (\$000)		FY10 Funds Obligated (\$000)		FY11 Execution Planned (\$000)		FY12 Planning Estimate (\$000)		Estimated Costs (\$000)		
	IRP	MMRP	IRP	MMRP	IRP	MMRP	IRP	MMRP	IRP	MMRP	IRP	MMRP	IRP	MMRP	IRP	MMRP	Fiscal Year	IRP	MMRP
	Sites (Actions)						IRP	MMRP	IRP	MMRP	IRP	MMRP	IRP	MMRP	IRP	MMRP			

Alaska

AIR FORCE - KING SALMON / AK057302866900 / RAB / C-EST

IRP Sites and MRSs by Classification				Study	34	1	6	7	9	0			\$13,575	\$1,642	\$0	\$830	\$768	\$2,010	\$0	\$4,588	FY13	\$2,139	\$6,168	
Response Complete	20	Response Complete	1	IRA	10(13)	0(0)	1(1)	0(0)					\$17,799	\$0	\$0	\$0	\$0	\$0	\$0	\$0	FY14	\$14,132	\$2,136	
High	0	MRSPP-1	0	MRSPP-7	0	Design	3	0	0	0	2		\$1,634	\$0	\$0	\$0	\$0	\$0	\$0	\$0	FY15	\$1,697	\$522	
Medium	1	MRSPP-2	0	MRSPP-8	0	RA-C	2	0	2	0	5	7	\$9,272	\$0	\$3,705	\$0	\$1,350	\$0	\$0	\$0	FY16	\$1,321	\$474	
Low	8	MRSPP-3	0	Evaluation Pending	7	RA-O	2	0	11	0	0	2	\$8,427	\$0	\$518	\$0	\$332	\$0	\$982	\$0	FY11-Comp. IRP		\$29,854	
Not Evaluated	10	MRSPP-4	0	No Known/Suspected	0	LTM	0	0	0	0	0	7	\$6,182	\$0	\$675	\$0	\$161	\$0	\$545	\$0	FY11-Comp. MMRP		\$21,760	
Not Required	10	MRSPP-5	0	No Longer Required	1	IRP Final RC: FY 2030 MRS Final RC: FY 2014					Total	\$56,889	\$1,642	\$4,898	\$830	\$2,611	\$2,010	\$1,527	\$4,588		FY11-Complete		\$51,614	
Total IRP Sites	49	MRSPP-6	0	Total MRSs	8	Five-Year Review Completed and Planned for Future																		

<p>IRP Progress in FY10: ERPO Recommendations - Fill Data Gap; REMEDIAL ACTION; Monitoring Well Inventory; MNA AT ZONE 1; MNA AT ZONE 2 AND 4 AND 5 YEAR REVIEW; MNA AT ZONE 3 BLUFF TREAT/ 5 YR REVIEW; and MNA AT ZONE 5.</p> <p>IRP Progress Planned for FY11-FY12: MNA AT ZONE 1 through 5; RA-C (Title II); ROD/DD; and RA-C.</p>	<p>MMRP Progress in FY10: Completed the draft final basewide CSE Phase II Report. All MMRP Sites were scored under the MRSPP requirement. A basewide RI with EE/CAs was awarded in FY10.</p> <p>MMRP Progress Planned for FY11-FY12: Complete the EE/CAs scoped and awarded in FY10.</p>
--	--

AIR FORCE - NIKOLSKI RADIO RELAY STATION / AK057302868400 / C-TECH

IRP Sites and MRSs by Classification				Study	12	0	1	0	1	0			\$3,091	\$0	\$203	\$0	\$8,954	\$0	\$0	\$0	FY13	\$139	\$0	
Response Complete	5	Response Complete	0	IRA	2(2)	0(0)	0(0)	0(0)					\$0	\$0	\$0	\$0	\$0	\$0	\$0	\$0	FY14	\$1,287	\$0	
High	0	MRSPP-1	0	MRSPP-7	0	Design	0	0	0	0	0		\$0	\$0	\$0	\$0	\$0	\$0	\$0	\$0	FY15	\$136	\$0	
Medium	2	MRSPP-2	0	MRSPP-8	0	RA-C	0	0	6	0	0		\$6,425	\$0	\$0	\$0	\$415	\$0	\$0	\$0	FY16	\$145	\$0	
Low	5	MRSPP-3	0	Evaluation Pending	0	RA-O	0	0	0	0	0		\$0	\$0	\$0	\$0	\$0	\$0	\$154	\$0	FY11-Comp. IRP		\$11,911	
Not Evaluated	1	MRSPP-4	0	No Known/Suspected	0	LTM	0	0	0	0	0		\$0	\$0	\$0	\$0	\$0	\$0	\$57	\$0	FY11-Comp. MMRP		\$0	
Not Required	1	MRSPP-5	0	No Longer Required	0	IRP Final RC: FY 2011 MRS Final RC: FY -					Total	\$9,516	\$0	\$203	\$0	\$9,369	\$0	\$211	\$0		FY11-Complete		\$11,911	
Total IRP Sites	14	MRSPP-6	0	Total MRSs	0	Five-Year Review Planned for Future																		

<p>IRP Progress in FY10: Amended FS and Proposed Plans.</p> <p>IRP Progress Planned for FY11-FY12: No projects in FY11</p>	<p>MMRP Progress in FY10: No MMRP sites identified.</p> <p>MMRP Progress Planned for FY11-FY12: No MMRP sites identified.</p>
--	---

AIR FORCE - POINT LAY / AK057302869700 / RAB / C-TECH

IRP Sites and MRSs by Classification				Study	8	0	1	0	0	0			\$1,041	\$0	\$0	\$0	\$0	\$0	\$0	\$0	FY13	\$278	\$0	
Response Complete	8	Response Complete	0	IRA	2(2)	0(0)	0(0)	0(0)					\$85	\$0	\$0	\$0	\$0	\$0	\$0	\$0	FY14	\$100	\$0	
High	0	MRSPP-1	0	MRSPP-7	0	Design	0	0	0	0	0		\$0	\$0	\$0	\$0	\$0	\$0	\$0	\$0	FY15	\$81	\$0	
Medium	0	MRSPP-2	0	MRSPP-8	0	RA-C	1	0	0	0	1	0	\$794	\$0	\$0	\$0	\$12,059	\$0	\$0	\$0	FY16	\$210	\$0	
Low	1	MRSPP-3	0	Evaluation Pending	0	RA-O	0	0	0	0	0		\$0	\$0	\$0	\$0	\$0	\$0	\$0	\$0	FY11-Comp. IRP		\$12,898	
Not Evaluated	0	MRSPP-4	0	No Known/Suspected	0	LTM	0	0	0	0	0		\$0	\$0	\$0	\$0	\$0	\$0	\$105	\$0	FY11-Comp. MMRP		\$0	
Not Required	0	MRSPP-5	0	No Longer Required	0	IRP Final RC: FY 2012 MRS Final RC: FY -					Total	\$1,920	\$0	\$0	\$0	\$12,059	\$0	\$105	\$0		FY11-Complete		\$12,898	
Total IRP Sites	9	MRSPP-6	0	Total MRSs	0																			

<p>IRP Progress in FY10: No projects in FY10</p> <p>IRP Progress Planned for FY11-FY12: RA-C; and RA-C (Title II).</p>	<p>MMRP Progress in FY10: No MMRP sites identified.</p> <p>MMRP Progress Planned for FY11-FY12: No MMRP sites identified.</p>
--	---

*CTC Delta Reason: C-TECH-Technical Issues, C-REG-Regulatory Issues, C-EST-Estimating Criteria

**Schedule Impact Reason: TECH-Technical, CONT-Contracting, PERS-Personnel, REG-Regulatory, FUND-Funding

Note: Totals reflect installation project funding allocated to individual sites and do not include program management and other support costs.

Table E-6 Status of Installations with FY11 to Completion Cost Estimate Greater Than \$10,000,000

DoD Component - Installation / FFID / NPL or Proposed NPL / BRAC Year / RAB / CTC Delta from FY09*																			
Phase	Completed		Underway		Future		FY10 Schedule Impact**		Costs Through FY10 (\$000)		FY10 Funds Obligated (\$000)		FY11 Execution Planned (\$000)		FY12 Planning Estimate (\$000)		Estimated Costs (\$000)		
	IRP	MMRP	IRP	MMRP	IRP	MMRP	IRP	MMRP	IRP	MMRP	IRP	MMRP	IRP	MMRP	IRP	MMRP	Fiscal Year	IRP	MMRP
	Sites (Actions)						IRP	MMRP	IRP	MMRP	IRP	MMRP	IRP	MMRP	IRP	MMRP			

Alaska

AIR FORCE - POINT LONELY DOME / AK057302867700 / C-TECH

IRP Sites and MRSs by Classification				Study	14	0	0	0	0	0	0			\$741	\$0	\$0	\$0	\$0	\$0	\$0	\$0	\$0	\$0	FY13	\$26,224	\$0
Response Complete	12	Response Complete	0	IRA	0(0)	0(0)	0(0)	0(0)						\$0	\$0	\$0	\$0	\$0	\$0	\$0	\$0	\$0	\$0	FY14	\$63	\$0
High	0	MRSPP-1	0	MRSPP-7	0	0	0	0	0	0	0			\$25	\$0	\$0	\$0	\$0	\$0	\$0	\$0	\$0	\$0	FY15	\$0	\$0
Medium	0	MRSPP-2	0	MRSPP-8	0	RA-C	6	0	1	0	0	0		\$11,338	\$0	\$159	\$0	\$0	\$0	\$0	\$0	\$0	\$0	FY16	\$0	\$0
Low	1	MRSPP-3	0	Evaluation Pending	0	RA-O	0	0	0	0	0	0		\$0	\$0	\$0	\$0	\$0	\$0	\$0	\$0	\$0	FY11-Comp. IRP	\$26,329	\$0	
Not Evaluated	0	MRSPP-4	0	No Known/Suspected	0	LTM	0	0	1	0	1	0		\$0	\$0	\$0	\$0	\$19	\$0	\$23	\$0	\$0	FY11-Comp. MMRP	\$0	\$0	
Not Required	1	MRSPP-5	0	No Longer Required	0	IRP Final RC: FY 2011 MRS Final RC: FY -						Total	\$12,104	\$0	\$159	\$0	\$19	\$0	\$23	\$0	\$0	\$0	FY11-Complete	\$26,329	\$0	
Total IRP Sites	14	MRSPP-6	0	Total MRSs	0	Five-Year Review Planned for Future																				

IRP Progress EA & FONSI; and BD/DR.
in FY10:

IRP Progress Planned Long Term Monitoring.
for FY11-FY12:

MMRP Progress No MMRP sites identified.
in FY10:

MMRP Progress Planned No MMRP sites identified.
for FY11-FY12:

AIR FORCE - WAINWRIGHT / AK057302871600 / RAB / C-TECH

IRP Sites and MRSs by Classification				Study	8	0	0	0	2	0	0			\$1,256	\$0	\$42	\$0	\$0	\$0	\$0	\$0	\$0	\$0	FY13	\$19,696	\$0
Response Complete	6	Response Complete	0	IRA	0(0)	0(0)	0(0)	0(0)						\$0	\$0	\$0	\$0	\$0	\$0	\$0	\$0	\$0	\$0	FY14	\$1,081	\$0
High	0	MRSPP-1	0	MRSPP-7	0	Design	0	0	0	0	0	0		\$22	\$0	\$0	\$0	\$0	\$0	\$0	\$0	\$0	\$0	FY15	\$44	\$0
Medium	1	MRSPP-2	0	MRSPP-8	0	RA-C	0	0	1	0	2	0		\$13,620	\$0	\$1,825	\$0	\$4,570	\$0	\$0	\$0	\$0	\$0	FY16	\$74	\$0
Low	1	MRSPP-3	0	Evaluation Pending	0	RA-O	0	0	0	0	0	0		\$0	\$0	\$0	\$0	\$0	\$0	\$0	\$0	\$0	FY11-Comp. IRP	\$29,496	\$0	
Not Evaluated	2	MRSPP-4	0	No Known/Suspected	0	LTM	0	0	0	0	1	0		\$0	\$0	\$0	\$0	\$21	\$0	\$4,010	\$0	\$0	FY11-Comp. MMRP	\$0	\$0	
Not Required	0	MRSPP-5	0	No Longer Required	0	IRP Final RC: FY 2012 MRS Final RC: FY -						Total	\$14,898	\$0	\$1,867	\$0	\$4,591	\$0	\$4,010	\$0	\$0	\$0	FY11-Complete	\$29,496	\$0	
Total IRP Sites	10	MRSPP-6	0	Total MRSs	0																					

IRP Progress Focused RI; EA & FONSI; Focused FS; and Remedial Action - Construction.
in FY10:

IRP Progress Planned RA-C; and RA-C (Title II).
for FY11-FY12:

MMRP Progress No MMRP sites identified.
in FY10:

MMRP Progress Planned No MMRP sites identified.
for FY11-FY12:

FORMERLY USED DEFENSE SITES - AGATTU ISLAND / AK09799F251500 / C-EST

IRP Sites and MRSs by Classification				Study	0	0	1	0	0	0	0			\$49	\$0	\$0	\$0	\$506	\$0	\$5,662	\$0	\$0	\$0	FY13	\$202	\$0
Response Complete	0	Response Complete	0	IRA	0(0)	0(0)	0(0)	0(0)						\$0	\$0	\$0	\$0	\$0	\$0	\$0	\$0	\$0	\$0	FY14	\$10,445	\$0
High	1	MRSPP-1	0	MRSPP-7	0	Design	0	0	0	0	1	0		\$0	\$0	\$0	\$0	\$0	\$0	\$0	\$0	\$0	\$0	FY15	\$1,415	\$0
Medium	0	MRSPP-2	0	MRSPP-8	0	RA-C	0	0	0	0	1	0		\$0	\$0	\$0	\$0	\$0	\$0	\$0	\$0	\$0	\$0	FY16	\$111	\$0
Low	0	MRSPP-3	0	Evaluation Pending	0	RA-O	0	0	0	0	0	0		\$0	\$0	\$0	\$0	\$0	\$0	\$0	\$0	\$0	\$0	FY11-Comp. IRP	\$18,341	\$0
Not Evaluated	0	MRSPP-4	0	No Known/Suspected	0	LTM	0	0	0	0	0	0		\$0	\$0	\$0	\$0	\$0	\$0	\$0	\$0	\$0	\$0	FY11-Comp. MMRP	\$0	\$0
Not Required	0	MRSPP-5	0	No Longer Required	0	IRP Final RC: FY 2020 MRS Final RC: FY -						Total	\$49	\$0	\$0	\$0	\$506	\$0	\$5,662	\$0	\$0	\$0	FY11-Complete	\$18,341	\$0	
Total IRP Sites	1	MRSPP-6	0	Total MRSs	0																					

IRP Progress No work completed due to lack of funding.
in FY10:

IRP Progress Planned Develop the Remedial Investigation work plans for the property to locate all areas of soil contamination and the make up of the contamination in FY11. Award a RI/FS contract and conduct the RI in FY12.
for FY11-FY12:

MMRP Progress No MMRP sites identified.
in FY10:

MMRP Progress Planned No MMRP sites identified.
for FY11-FY12:

*CTC Delta Reason: C-TECH-Technical Issues, C-REG-Regulatory Issues, C-EST-Estimating Criteria

**Schedule Impact Reason: TECH-Technical, CONT-Contracting, PERS-Personnel, REG-Regulatory, FUND-Funding

Note: Totals reflect installation project funding allocated to individual sites and do not include program management and other support costs.

Table E-6 Status of Installations with FY11 to Completion Cost Estimate Greater Than \$10,000,000

DoD Component - Installation / FFID / NPL or Proposed NPL / BRAC Year / RAB / CTC Delta from FY09*																			
Phase	Completed		Underway		Future		FY10 Schedule Impact**		Costs Through FY10 (\$000)		FY10 Funds Obligated (\$000)		FY11 Execution Planned (\$000)		FY12 Planning Estimate (\$000)		Estimated Costs (\$000)		
	IRP	MMRP	IRP	MMRP	IRP	MMRP	IRP	MMRP	IRP	MMRP	IRP	MMRP	IRP	MMRP	IRP	MMRP	Fiscal Year	IRP	MMRP
	Sites (Actions)						IRP	MMRP	IRP	MMRP	IRP	MMRP	IRP	MMRP	IRP	MMRP			

Alaska

FORMERLY USED DEFENSE SITES - BURMA ROAD / AK09799F696100 / C-TECH / C-EST

IRP Sites and MRSs by Classification				Study	2	0	0	5	0	0			\$212	\$217	\$0	\$0	\$0	\$0	\$0	\$0	FY13	\$1,416	\$0	
Response Complete	1	Response Complete	0	IRA	0(0)	0(0)	0(0)	0(0)					\$0	\$0	\$0	\$0	\$0	\$0	\$0	\$0	FY14	\$62	\$0	
High	1	MRSPP-1	0	MRSPP-7	0	Design	1	0	1	0	0	5	\$153	\$0	\$0	\$0	\$0	\$0	\$0	\$11	\$0	FY15	\$434	\$0
Medium	0	MRSPP-2	0	MRSPP-8	0	RA-C	0	0	1	0	0	5	\$0	\$0	\$0	\$0	\$0	\$0	\$0	\$0	\$0	FY16	\$92	\$0
Low	0	MRSPP-3	0	Evaluation Pending	2	RA-O	0	0	0	0	0	0	\$0	\$0	\$0	\$0	\$0	\$0	\$0	\$0	\$0	FY11-Comp. IRP	\$2,015	
Not Evaluated	0	MRSPP-4	3	No Known/Suspected	0	LTM	0	0	0	0	1	5	\$0	\$0	\$0	\$0	\$0	\$0	\$0	\$0	\$0	FY11-Comp. MMRP	\$26,136	
Not Required	0	MRSPP-5	0	No Longer Required	0	IRP Final RC: FY 2018 MRS Final RC: FY 2023					Total	\$365	\$217	\$0	\$0	\$0	\$0	\$11	\$0	\$0	FY11-Complete	\$28,151		
Total IRP Sites	2	MRSPP-6	0	Total MRSs	5																			

IRP Progress in FY10: No work was planned to be conducted in 2010.

IRP Progress Planned for FY11-FY12: There is no additional progress planned for the next two years due to funding constraints.

MMRP Progress in FY10: No work was planned to be conducted in 2010.

MMRP Progress Planned for FY11-FY12: There is no additional progress planned for the next two years due to funding constraints.

FORMERLY USED DEFENSE SITES - BUSKIN BCH-KODIAK ISL / AK09799F710200 / C-EST

IRP Sites and MRSs by Classification				Study	2	0	0	0	0	0			\$3,448	\$0	\$0	\$0	\$0	\$0	\$0	\$0	FY13	\$400	\$0	
Response Complete	1	Response Complete	0	IRA	0(0)	0(0)	0(0)	0(0)					\$0	\$0	\$0	\$0	\$0	\$0	\$0	\$0	FY14	\$1,200	\$0	
High	1	MRSPP-1	0	MRSPP-7	0	Design	1	0	0	0	0	0	\$315	\$0	\$0	\$0	\$0	\$0	\$0	\$0	\$0	FY15	\$4,800	\$0
Medium	0	MRSPP-2	0	MRSPP-8	0	RA-C	0	0	1	0	0	0	\$31,788	\$0	\$257	\$0	\$278	\$0	\$250	\$0	FY16	\$1,250	\$0	
Low	0	MRSPP-3	0	Evaluation Pending	0	RA-O	0	0	0	0	0	0	\$0	\$0	\$0	\$0	\$0	\$0	\$0	\$0	\$0	FY11-Comp. IRP	\$11,672	
Not Evaluated	0	MRSPP-4	0	No Known/Suspected	0	LTM	0	0	1	0	0	0	\$377	\$0	\$15	\$0	\$0	\$0	\$0	\$0	\$0	FY11-Comp. MMRP	\$0	
Not Required	0	MRSPP-5	0	No Longer Required	0	IRP Final RC: FY 2015 MRS Final RC: FY -					Total	\$35,928	\$0	\$272	\$0	\$278	\$0	\$250	\$0	\$0	FY11-Complete	\$11,672		
Total IRP Sites	2	MRSPP-6	0	Total MRSs	0																			

IRP Progress in FY10: Completed contracting actions and planning documents to determine extent of TCE contamination in soils.

IRP Progress Planned for FY11-FY12: Conduct soil gas survey, finalize decision document and proposed plan.

MMRP Progress in FY10: No MMRP sites identified.

MMRP Progress Planned for FY11-FY12: No MMRP sites identified.

FORMERLY USED DEFENSE SITES - CAPE YAKAK RADIO STA / AK09799F253000 / C-EST

IRP Sites and MRSs by Classification				Study	1	0	1	0	0	0			\$68	\$0	\$0	\$0	\$0	\$0	\$0	\$0	FY13	\$2,022	\$0	
Response Complete	0	Response Complete	0	IRA	0(0)	0(0)	0(0)	0(0)					\$0	\$0	\$0	\$0	\$0	\$0	\$0	\$0	FY14	\$0	\$0	
High	1	MRSPP-1	0	MRSPP-7	0	Design	0	0	0	0	2	0	\$0	\$0	\$0	\$0	\$0	\$0	\$0	\$0	\$0	FY15	\$304	\$0
Medium	0	MRSPP-2	0	MRSPP-8	0	RA-C	0	0	0	0	2	0	\$0	\$0	\$0	\$0	\$0	\$0	\$0	\$0	\$0	FY16	\$0	\$0
Low	0	MRSPP-3	0	Evaluation Pending	0	RA-O	0	0	0	0	0	0	\$0	\$0	\$0	\$0	\$0	\$0	\$0	\$0	\$0	FY11-Comp. IRP	\$10,867	
Not Evaluated	0	MRSPP-4	0	No Known/Suspected	0	LTM	0	0	0	0	0	0	\$0	\$0	\$0	\$0	\$0	\$0	\$0	\$0	\$0	FY11-Comp. MMRP	\$0	
Not Required	1	MRSPP-5	0	No Longer Required	0	IRP Final RC: FY 2018 MRS Final RC: FY -					Total	\$68	\$0	\$0	\$0	\$0	\$0	\$0	\$0	\$0	\$0	FY11-Complete	\$10,867	
Total IRP Sites	2	MRSPP-6	0	Total MRSs	0																			

IRP Progress in FY10: No funding. No work.

IRP Progress Planned for FY11-FY12: No funding planned for the next two years.

MMRP Progress in FY10: No MMRP sites identified.

MMRP Progress Planned for FY11-FY12: No MMRP sites identified.

*CTC Delta Reason: C-TECH-Technical Issues, C-REG-Regulatory Issues, C-EST-Estimating Criteria

**Schedule Impact Reason: TECH-Technical, CONT-Contracting, PERS-Personnel, REG-Regulatory, FUND-Funding

Note: Totals reflect installation project funding allocated to individual sites and do not include program management and other support costs.

Table E-6 Status of Installations with FY11 to Completion Cost Estimate Greater Than \$10,000,000

DoD Component - Installation / FFID / NPL or Proposed NPL / BRAC Year / RAB / CTC Delta from FY09*																			
Phase	Completed		Underway		Future		FY10 Schedule Impact**		Costs Through FY10 (\$000)		FY10 Funds Obligated (\$000)		FY11 Execution Planned (\$000)		FY12 Planning Estimate (\$000)		Estimated Costs (\$000)		
	IRP	MMRP	IRP	MMRP	IRP	MMRP	IRP	MMRP	IRP	MMRP	IRP	MMRP	IRP	MMRP	IRP	MMRP	Fiscal Year	IRP	MMRP
	Sites (Actions)																		

Alaska

FORMERLY USED DEFENSE SITES - NE CAPE (ST LAWRENCE ISLAND) / AK09799F299900 / RAB / C-EST

IRP Sites and MRSs by Classification				Study	3	0	0	0	0	0	0	0	0	0	0	0	0	0	0	0	0	FY13					
Response Complete	2	Response Complete	0	IRA	1(1)	0(0)	0(0)	0(0)																			
High	1	MRSPP-1	0	MRSPP-7	0	0	0	0	0	0	0	0	0	0	0	0	0	0	0	0	0	0	0	0			
Medium	0	MRSPP-2	0	MRSPP-8	0	RA-C	1	0	1	0	0	0	0	0	0	0	0	0	0	0	0	0	0	0			
Low	0	MRSPP-3	0	Evaluation Pending	0	RA-O	0	0	0	0	0	1	0	0	0	0	0	0	0	0	0	0	0	0			
Not Evaluated	0	MRSPP-4	0	No Known/Suspected	0	LTM	1	0	0	0	0	1	0	0	0	0	0	0	0	0	0	0	0	0			
Not Required	0	MRSPP-5	0	No Longer Required	0	IRP Final RC: FY 2014					MRS Final RC: FY -					Total	\$40,943	\$0	\$8,342	\$0	\$9,600	\$0	\$9,200	\$0	FY11-Complete	\$28,218	
Total IRP Sites	3	MRSPP-6	0	Total MRSs	0																						

<p>IRP Progress in FY10: Awarded a \$7.5M contract to excavate POL and PCB-contaminated soil, and some minor As-contaminated soil. This was largely completed, but additional POL and PCBs still remain. Site 9 landfill was capped. Monitored natural attenuation begun. Additional</p> <p>IRP Progress Planned for FY11-FY12: Continue remedial activities over the next two field seasons for the HTRW project.</p>	<p>MMRP Progress in FY10: No MMRP sites identified.</p> <p>MMRP Progress Planned for FY11-FY12: No MMRP sites identified.</p>
--	---

FORMERLY USED DEFENSE SITES - PORT HEIDEN / AK09799F251700

IRP Sites and MRSs by Classification				Study	2	0	1	0	0	0	0	0	0	0	0	0	0	0	0	0	0	0	0	0			
Response Complete	2	Response Complete	0	IRA	2(2)	0(0)	0(0)	0(0)																			
High	0	MRSPP-1	0	MRSPP-7	0	Design	1	0	0	0	1	0	0	0	0	0	0	0	0	0	0	0	0	0			
Medium	1	MRSPP-2	0	MRSPP-8	0	RA-C	2	0	0	0	1	0	0	0	0	0	0	0	0	0	0	0	0	0			
Low	0	MRSPP-3	0	Evaluation Pending	0	RA-O	0	0	0	0	0	0	0	0	0	0	0	0	0	0	0	0	0	0			
Not Evaluated	0	MRSPP-4	0	No Known/Suspected	0	LTM	2	0	0	0	1	0	0	0	0	0	0	0	0	0	0	0	0	0			
Not Required	0	MRSPP-5	0	No Longer Required	0	IRP Final RC: FY 2017					MRS Final RC: FY -					Total	\$3,299	\$0	\$132	\$0	\$0	\$0	\$0	\$0	\$0	FY11-Complete	\$15,768
Total IRP Sites	3	MRSPP-6	0	Total MRSs	0																						

<p>IRP Progress in FY10: Conducted a site investigation of the property and developed an Examination of Historical Aerial Photography report to be used to determine potential areas of soil contamination.</p> <p>IRP Progress Planned for FY11-FY12: Develop the Remedial Investigation work plans for the property to locate all areas of soil contamination and the make up of the contamination in FY11. Award a RI/FS contract and conduct the RI in FY12.</p>	<p>MMRP Progress in FY10: No MMRP sites identified.</p> <p>MMRP Progress Planned for FY11-FY12: No MMRP sites identified.</p>
--	---

FORMERLY USED DEFENSE SITES - SCOTCH CAP / AK09799F252100

IRP Sites and MRSs by Classification				Study	1	0	0	0	1	0	0	0	0	0	0	0	0	0	0	0	0	0	0	0		
Response Complete	0	Response Complete	0	IRA	0(0)	0(0)	0(0)	0(0)																		
High	1	MRSPP-1	0	MRSPP-7	0	Design	1	0	0	0	1	0	0	0	0	0	0	0	0	0	0	0	0	0		
Medium	0	MRSPP-2	0	MRSPP-8	0	RA-C	0	0	0	0	2	0	0	0	0	0	0	0	0	0	0	0	0	0		
Low	0	MRSPP-3	0	Evaluation Pending	0	RA-O	0	0	0	0	0	0	0	0	0	0	0	0	0	0	0	0	0	0		
Not Evaluated	0	MRSPP-4	0	No Known/Suspected	0	LTM	0	0	0	0	0	0	0	0	0	0	0	0	0	0	0	0	0	0		
Not Required	1	MRSPP-5	0	No Longer Required	0	IRP Final RC: FY 2019					MRS Final RC: FY -					Total	\$21	\$0	\$0	\$0	\$0	\$0	\$400	\$0	FY11-Complete	\$10,880
Total IRP Sites	2	MRSPP-6	0	Total MRSs	0																					

<p>IRP Progress in FY10: No work performed in FY10.</p> <p>IRP Progress Planned for FY11-FY12: No work planned for next two years. A Site Investigation in planned to start in FY13.</p>	<p>MMRP Progress in FY10: No MMRP sites identified.</p> <p>MMRP Progress Planned for FY11-FY12: No MMRP sites identified.</p>
--	---

*CTC Delta Reason: C-TECH-Technical Issues, C-REG-Regulatory Issues, C-EST-Estimating Criteria

**Schedule Impact Reason: TECH-Technical, CONT-Contracting, PERS-Personnel, REG-Regulatory, FUND-Funding

Note: Totals reflect installation project funding allocated to individual sites and do not include program management and other support costs.

Table E-6 Status of Installations with FY11 to Completion Cost Estimate Greater Than \$10,000,000

DoD Component - Installation / FFID / NPL or Proposed NPL / BRAC Year / RAB / CTC Delta from FY09*																			
Phase	Completed		Underway		Future		FY10 Schedule Impact**		Costs Through FY10 (\$000)		FY10 Funds Obligated (\$000)		FY11 Execution Planned (\$000)		FY12 Planning Estimate (\$000)		Estimated Costs (\$000)		
	IRP	MMRP	IRP	MMRP	IRP	MMRP	IRP	MMRP	IRP	MMRP	IRP	MMRP	IRP	MMRP	IRP	MMRP	Fiscal Year	IRP	MMRP
	Sites (Actions)						IRP	MMRP	IRP	MMRP	IRP	MMRP	IRP	MMRP	IRP	MMRP			

Arizona

ARMY - YUMA PROVING GROUND / AZ921412099100

IRP Sites and MRSs by Classification				Study	47	1	3	1	0	0			\$9,435	\$435	\$0	\$0	\$0	\$0	\$0	\$0	FY13	\$3,947	\$0
Response Complete	44	Response Complete	1	IRA	3(3)	0(0)	0(0)	0(0)					\$1,254	\$0	\$0	\$0	\$0	\$0	\$0	\$0	FY14	\$331	\$0
High	0	MRSPP-1	0	MRSPP-7	0	Design	1	0	2	1	3	0	\$798	\$0	\$0	\$0	\$684	\$0	\$165	\$0	FY15	\$341	\$53
Medium	0	MRSPP-2	0	MRSPP-8	0	RA-C	17	0	0	1	5	0	\$3,783	\$0	\$0	\$0	\$0	\$0	\$9,375	\$0	FY16	\$423	\$6,705
Low	0	MRSPP-3	1	Evaluation Pending	0	RA-O	0	0	1	0	0	0	\$480	\$0	\$0	\$0	\$40	\$0	\$41	\$0	FY11-Comp. IRP		\$17,672
Not Evaluated	5	MRSPP-4	0	No Known/Suspected	0	LTM	1	0	7	0	6	1	\$2,733	\$0	\$70	\$0	\$235	\$0	\$160	\$0	FY11-Comp. MMRP		\$7,283
Not Required	1	MRSPP-5	0	No Longer Required	1	IRP Final RC: FY 2017 MRS Final RC: FY 2016						Total	\$18,483	\$435	\$70	\$0	\$959	\$0	\$9,741	\$0	FY11-Complete		\$24,955
Total IRP Sites	50	MRSPP-6	0	Total MRSs	2	Five-Year Review Planned for Future																	

IRP Progress in FY10: No progress reported.

IRP Progress Planned for FY11-FY12: No actions planned.

MMRP Progress in FY10: A remedial investigation/feasibility study (RI/FS) was conducted at YPG-002-R-01 under the YPG-PBA. YPG is currently awaiting RIR.

MMRP Progress Planned for FY11-FY12: Remove additional munitions and explosives of concern (MEC) and munitions constituents (MC) discovered at the site and continue with work outlined in the PBA.

NAVY - YUMA MCAS / AZ917302449300 / NPL / RAB / C-TECH

IRP Sites and MRSs by Classification				Study	25	2	0	5	0	0			\$22,802	\$448	\$0	\$0	\$0	\$0	\$0	\$0	FY13	\$420	\$0
Response Complete	24	Response Complete	2	IRA	1(1)	0(0)	0(0)	0(0)					\$3,745	\$0	\$0	\$0	\$0	\$0	\$0	\$0	FY14	\$379	\$0
High	0	MRSPP-1	0	MRSPP-7	0	Design	3	0	0	0	0	0	\$1,467	\$0	\$0	\$0	\$0	\$0	\$0	\$0	FY15	\$513	\$0
Medium	0	MRSPP-2	0	MRSPP-8	3	RA-C	11	0	0	0	0	4	\$12,875	\$0	\$0	\$0	\$0	\$0	\$0	\$0	FY16	\$392	\$1,853
Low	0	MRSPP-3	0	Evaluation Pending	0	RA-O	3	0	1	0	0	0	\$7,898	\$0	\$134	\$0	\$398	\$0	\$366	\$0	FY11-Comp. IRP		\$8,120
Not Evaluated	0	MRSPP-4	0	No Known/Suspected	0	LTM	0	0	0	0	4	0	\$2,402	\$0	\$0	\$0	\$425	\$0	\$790	\$0	FY11-Comp. MMRP		\$12,562
Not Required	1	MRSPP-5	0	No Longer Required	2	IRP Final RC: FY 2017 MRS Final RC: FY 2019						Total	\$51,189	\$448	\$134	\$0	\$823	\$0	\$1,156	\$0	FY11-Complete		\$20,682
Total IRP Sites	25	MRSPP-6	2	Total MRSs	7	Five-Year Review Completed and Planned for Future																	

IRP Progress in FY10: Refer to Page F-201.

IRP Progress Planned for FY11-FY12: Refer to Page F-201.

MMRP Progress in FY10: Refer to Page F-201.

MMRP Progress Planned for FY11-FY12: Refer to Page F-201.

AIR FORCE - AIR FORCE PLANT 44 / AZ957172462900 / NPL / RAB

IRP Sites and MRSs by Classification				Study	12	0	1	0	0	0			\$12,339	\$0	\$669	\$0	\$0	\$0	\$0	\$0	FY13	\$2,495	\$0
Response Complete	11	Response Complete	0	IRA	7(10)	0(0)	1(1)	0(0)					\$6,910	\$0	\$0	\$0	\$0	\$0	\$0	\$0	FY14	\$2,035	\$0
High	0	MRSPP-1	0	MRSPP-7	0	Design	2	0	0	0	0	0	\$12,475	\$0	\$0	\$0	\$0	\$0	\$0	\$0	FY15	\$2,072	\$0
Medium	0	MRSPP-2	0	MRSPP-8	0	RA-C	3	0	0	0	0	0	\$19,021	\$0	\$0	\$0	\$0	\$0	\$0	\$0	FY16	\$2,058	\$0
Low	1	MRSPP-3	0	Evaluation Pending	0	RA-O	4	0	1	0	1	0	\$40,626	\$0	\$3,424	\$0	\$2,287	\$0	\$2,174	\$0	FY11-Comp. IRP		\$35,955
Not Evaluated	0	MRSPP-4	0	No Known/Suspected	0	LTM	0	0	3	0	2	0	\$804	\$0	\$573	\$0	\$0	\$0	\$0	\$0	FY11-Comp. MMRP		\$0
Not Required	1	MRSPP-5	0	No Longer Required	0	IRP Final RC: FY 2030 MRS Final RC: FY -						Total	\$92,175	\$0	\$4,666	\$0	\$2,287	\$0	\$2,174	\$0	FY11-Complete		\$35,955
Total IRP Sites	13	MRSPP-6	0	Total MRSs	0	Five-Year Review Completed																	

IRP Progress in FY10: Refer to Page F-14.

IRP Progress Planned for FY11-FY12: Refer to Page F-14.

MMRP Progress in FY10: No MMRP sites identified.

MMRP Progress Planned for FY11-FY12: No MMRP sites identified.

*CTC Delta Reason: C-TECH-Technical Issues, C-REG-Regulatory Issues, C-EST-Estimating Criteria

**Schedule Impact Reason: TECH-Technical, CONT-Contracting, PERS-Personnel, REG-Regulatory, FUND-Funding

Note: Totals reflect installation project funding allocated to individual sites and do not include program management and other support costs.

Table E-6 Status of Installations with FY11 to Completion Cost Estimate Greater Than \$10,000,000

DoD Component - Installation / FFID / NPL or Proposed NPL / BRAC Year / RAB / CTC Delta from FY09*																			
Phase	Completed		Underway		Future		FY10 Schedule Impact**		Costs Through FY10 (\$000)		FY10 Funds Obligated (\$000)		FY11 Execution Planned (\$000)		FY12 Planning Estimate (\$000)		Estimated Costs (\$000)		
	IRP	MMRP	IRP	MMRP	IRP	MMRP	IRP	MMRP	IRP	MMRP	IRP	MMRP	IRP	MMRP	IRP	MMRP	Fiscal Year	IRP	MMRP
	Sites (Actions)						IRP	MMRP	IRP	MMRP	IRP	MMRP	IRP	MMRP	IRP	MMRP			

Arizona

FORMERLY USED DEFENSE SITES - CAMP HORN / AZ99799F507500

IRP Sites and MRSs by Classification				Study	0	0	0	1	0	0			\$0	\$238	\$0	\$0	\$0	\$0	\$0	\$0	FY13	\$0	\$0
Response Complete	0	Response Complete	0	IRA	0(0)	0(0)	0(0)	0(0)				\$0	\$0	\$0	\$0	\$0	\$0	\$0	\$0	\$0	FY14	\$0	\$0
High	0	MRSPP-1	0	MRSPP-7	0	0	0	0	0	1		\$0	\$0	\$0	\$0	\$0	\$0	\$0	\$0	\$0	FY15	\$0	\$0
Medium	0	MRSPP-2	0	MRSPP-8	0	RA-C	0	0	0	0	1	\$0	\$0	\$0	\$0	\$0	\$0	\$0	\$0	\$0	FY16	\$0	\$0
Low	0	MRSPP-3	0	Evaluation Pending	1	RA-O	0	0	0	0	0	\$0	\$0	\$0	\$0	\$0	\$0	\$0	\$0	\$0	FY11-Comp. IRP		\$0
Not Evaluated	0	MRSPP-4	0	No Known/Suspected	0	LTM	0	0	0	0	1	\$0	\$0	\$0	\$0	\$0	\$0	\$0	\$0	\$0	FY11-Comp. MMRP		\$18,392
Not Required	0	MRSPP-5	0	No Longer Required	0	IRP Final RC: FY - MRS Final RC: FY 2040					Total	\$0	\$238	\$0	\$0	\$0	\$0	\$0	\$0	\$0	FY11-Complete		\$18,392
Total IRP Sites	0	MRSPP-6	0	Total MRSs	1																		

IRP Progress in FY10: No IRP sites identified.

IRP Progress Planned for FY11-FY12: No IRP sites identified.

MMRP Progress in FY10: No activities scheduled/completed in FY10, MMRP Site inspection Report completed 6/30/2007.

MMRP Progress Planned for FY11-FY12: No work anticipated for next two years until Baseline MMRP SIs are completed.

FORMERLY USED DEFENSE SITES - CAMP HYDER / AZ99799F507600

IRP Sites and MRSs by Classification				Study	0	0	0	1	0	0			\$0	\$232	\$0	\$34	\$0	\$0	\$0	\$0	FY13	\$0	\$0
Response Complete	0	Response Complete	0	IRA	0(0)	0(0)	0(0)	0(0)				\$0	\$0	\$0	\$0	\$0	\$0	\$0	\$0	\$0	FY14	\$0	\$0
High	0	MRSPP-1	0	MRSPP-7	0	Design	0	0	0	0	1	\$0	\$0	\$0	\$0	\$0	\$0	\$0	\$0	\$0	FY15	\$0	\$0
Medium	0	MRSPP-2	0	MRSPP-8	0	RA-C	0	0	0	0	1	\$0	\$0	\$0	\$0	\$0	\$0	\$0	\$0	\$0	FY16	\$0	\$0
Low	0	MRSPP-3	0	Evaluation Pending	1	RA-O	0	0	0	0	0	\$0	\$0	\$0	\$0	\$0	\$0	\$0	\$0	\$0	FY11-Comp. IRP		\$0
Not Evaluated	0	MRSPP-4	0	No Known/Suspected	0	LTM	0	0	0	0	1	\$0	\$0	\$0	\$0	\$0	\$0	\$0	\$0	\$0	FY11-Comp. MMRP		\$14,472
Not Required	0	MRSPP-5	0	No Longer Required	0	IRP Final RC: FY - MRS Final RC: FY 2105					Total	\$0	\$232	\$0	\$34	\$0	\$0	\$0	\$0	\$0	FY11-Complete		\$14,472
Total IRP Sites	0	MRSPP-6	0	Total MRSs	1																		

IRP Progress in FY10: No IRP sites identified.

IRP Progress Planned for FY11-FY12: No IRP sites identified.

MMRP Progress in FY10: MMRP Site inspection Report completed 6/30/2007 June 25, 2010.

MMRP Progress Planned for FY11-FY12: No work anticipated for next two years until Baseline MMRP SIs are completed.

FORMERLY USED DEFENSE SITES - KOFA NWR / AZ99799F505000

IRP Sites and MRSs by Classification				Study	0	1	0	4	0	0			\$0	\$750	\$0	\$0	\$0	\$0	\$0	\$0	FY13	\$0	\$0
Response Complete	0	Response Complete	1	IRA	0(0)	0(0)	0(0)	0(0)				\$0	\$0	\$0	\$0	\$0	\$0	\$0	\$0	\$0	FY14	\$0	\$0
High	0	MRSPP-1	0	MRSPP-7	0	Design	0	0	0	0	4	\$0	\$0	\$0	\$0	\$0	\$0	\$0	\$0	\$0	FY15	\$0	\$0
Medium	0	MRSPP-2	0	MRSPP-8	0	RA-C	0	0	0	0	4	\$0	\$0	\$0	\$0	\$0	\$0	\$0	\$0	\$0	FY16	\$0	\$0
Low	0	MRSPP-3	0	Evaluation Pending	4	RA-O	0	0	0	0	0	\$0	\$0	\$0	\$0	\$0	\$0	\$0	\$0	\$0	FY11-Comp. IRP		\$0
Not Evaluated	0	MRSPP-4	0	No Known/Suspected	0	LTM	0	0	0	0	4	\$0	\$0	\$0	\$0	\$0	\$0	\$0	\$0	\$0	FY11-Comp. MMRP		\$149,340
Not Required	0	MRSPP-5	0	No Longer Required	1	IRP Final RC: FY - MRS Final RC: FY 2147					Total	\$0	\$750	\$0	\$0	\$0	\$0	\$0	\$0	\$0	FY11-Complete		\$149,340
Total IRP Sites	0	MRSPP-6	0	Total MRSs	5																		

IRP Progress in FY10: No IRP sites identified.

IRP Progress Planned for FY11-FY12: No IRP sites identified.

MMRP Progress in FY10: Projects 02, 03, & 05 MMRP Site Inspection Reports Completed/Finalized September 30, 2009. Final Administrative activities.

MMRP Progress Planned for FY11-FY12: No other work anticipated for next two years until Baseline MMRP SIs are completed.

*CTC Delta Reason: C-TECH-Technical Issues, C-REG-Regulatory Issues, C-EST-Estimating Criteria

**Schedule Impact Reason: TECH-Technical, CONT-Contracting, PERS-Personnel, REG-Regulatory, FUND-Funding

Note: Totals reflect installation project funding allocated to individual sites and do not include program management and other support costs.

Table E-6 Status of Installations with FY11 to Completion Cost Estimate Greater Than \$10,000,000

DoD Component - Installation / FFID / NPL or Proposed NPL / BRAC Year / RAB / CTC Delta from FY09*																							
Phase	Completed		Underway		Future		FY10 Schedule Impact**		Costs Through FY10 (\$000)		FY10 Funds Obligated (\$000)		FY11 Execution Planned (\$000)		FY12 Planning Estimate (\$000)		Estimated Costs (\$000)						
	IRP	MMRP	IRP	MMRP	IRP	MMRP	IRP	MMRP	IRP	MMRP	IRP	MMRP	IRP	MMRP	IRP	MMRP	Fiscal Year	IRP	MMRP				
	Sites (Actions)																IRP	MMRP	IRP	MMRP	IRP	MMRP	IRP

Arizona

FORMERLY USED DEFENSE SITES - LAGUNA MANEUVER AREA / AZ99799F512600

IRP Sites and MRSs by Classification				Study	0	2	0	8	0	0			\$0	\$1,237	\$0	\$78	\$0	\$2,394	\$0	\$0	FY13	\$0	\$0
Response Complete	0	Response Complete	2	IRA	0(0)	0(0)	0(0)	0(0)				\$0	\$0	\$0	\$0	\$0	\$0	\$0	\$0	FY14	\$0	\$0	
High	0	MRSPP-1	0	MRSPP-7	0	0	0	0	8			\$0	\$0	\$0	\$0	\$0	\$0	\$0	\$50	FY15	\$0	\$1,639	
Medium	0	MRSPP-2	0	MRSPP-8	0	0	0	0	8			\$0	\$0	\$0	\$0	\$0	\$0	\$0	\$0	FY16	\$0	\$0	
Low	0	MRSPP-3	0	Evaluation Pending	8	0	0	0	0			\$0	\$0	\$0	\$0	\$0	\$0	\$0	\$0	FY11-Comp. IRP		\$0	
Not Evaluated	0	MRSPP-4	0	No Known/Suspected	0	0	0	0	8			\$0	\$0	\$0	\$0	\$0	\$0	\$0	\$0	FY11-Comp. MMRP		\$491,405	
Not Required	0	MRSPP-5	0	No Longer Required	2							Total	\$0	\$1,237	\$0	\$78	\$0	\$2,394	\$0	\$0	FY11-Complete		\$491,405
Total IRP Sites	0	MRSPP-6	0	Total MRSs	10																		

IRP Progress in FY10: No IRP sites identified.

IRP Progress Planned for FY11-FY12: No IRP sites identified.

MMRP Progress in FY10: Projects 01, 04, 08, 09, 10, & 11 MMRP Site Inspections Reports Completed/Finalized Septemebr 2010.
Projects 03, 05, 06, & 07 Completed 2007

MMRP Progress Planned for FY11-FY12: No work anticipated besides the Finalization of the PA/INPR, for next two years until Baseline MMRP SI's are completed.

FORMERLY USED DEFENSE SITES - MOHAVE MANEUVER AREA C / AZ99799F514700

IRP Sites and MRSs by Classification				Study	0	0	0	1	0	0			\$0	\$277	\$0	\$277	\$0	\$20	\$0	\$0	FY13	\$0	\$0
Response Complete	0	Response Complete	0	IRA	0(0)	0(0)	0(0)	0(0)				\$0	\$0	\$0	\$0	\$0	\$0	\$0	\$0	FY14	\$0	\$0	
High	0	MRSPP-1	0	MRSPP-7	0	0	0	0	1			\$0	\$0	\$0	\$0	\$0	\$0	\$0	\$0	FY15	\$0	\$0	
Medium	0	MRSPP-2	0	MRSPP-8	0	0	0	0	1			\$0	\$0	\$0	\$0	\$0	\$0	\$0	\$0	FY16	\$0	\$0	
Low	0	MRSPP-3	0	Evaluation Pending	1	0	0	0	0			\$0	\$0	\$0	\$0	\$0	\$0	\$0	\$0	FY11-Comp. IRP		\$0	
Not Evaluated	0	MRSPP-4	0	No Known/Suspected	0	0	0	0	1			\$0	\$0	\$0	\$0	\$0	\$0	\$0	\$0	FY11-Comp. MMRP		\$51,027	
Not Required	0	MRSPP-5	0	No Longer Required	0							Total	\$0	\$277	\$0	\$277	\$0	\$20	\$0	\$0	FY11-Complete		\$51,027
Total IRP Sites	0	MRSPP-6	0	Total MRSs	1																		

IRP Progress in FY10: No IRP sites identified.

IRP Progress Planned for FY11-FY12: No IRP sites identified.

MMRP Progress in FY10: MMRP Site Inspection Contract awarded FY2010; Finalized TPP July 23, 2010 and Draft Final SSWP September 2010.

MMRP Progress Planned for FY11-FY12: MMRP Site Inspection; Finalize Site Specific Work Plan and complete Final MMRP Site inspection Report.

FORMERLY USED DEFENSE SITES - MUGGINS MOUNTAINS / AZ99799FA35900

IRP Sites and MRSs by Classification				Study	0	0	0	1	0	0			\$0	\$227	\$0	\$12	\$0	\$0	\$0	\$0	FY13	\$0	\$0
Response Complete	0	Response Complete	0	IRA	0(0)	0(0)	0(0)	0(0)				\$0	\$0	\$0	\$0	\$0	\$0	\$0	\$0	FY14	\$0	\$0	
High	0	MRSPP-1	0	MRSPP-7	0	0	0	0	1			\$0	\$0	\$0	\$0	\$0	\$0	\$0	\$0	FY15	\$0	\$0	
Medium	0	MRSPP-2	0	MRSPP-8	0	0	0	0	1			\$0	\$0	\$0	\$0	\$0	\$0	\$0	\$0	FY16	\$0	\$0	
Low	0	MRSPP-3	0	Evaluation Pending	1	0	0	0	0			\$0	\$0	\$0	\$0	\$0	\$0	\$0	\$0	FY11-Comp. IRP		\$0	
Not Evaluated	0	MRSPP-4	0	No Known/Suspected	0	0	0	0	1			\$0	\$0	\$0	\$0	\$0	\$0	\$0	\$0	FY11-Comp. MMRP		\$47,291	
Not Required	0	MRSPP-5	0	No Longer Required	0							Total	\$0	\$227	\$0	\$12	\$0	\$0	\$0	\$0	FY11-Complete		\$47,291
Total IRP Sites	0	MRSPP-6	0	Total MRSs	1																		

IRP Progress in FY10: No IRP sites identified.

IRP Progress Planned for FY11-FY12: No IRP sites identified.

MMRP Progress in FY10: MMRP Site inspection Report completed May 11, 2010.

MMRP Progress Planned for FY11-FY12: No work anticipated for next two years until Baseline MMRP SI's are completed.

*CTC Delta Reason: C-TECH-Technical Issues, C-REG-Regulatory Issues, C-EST-Estimating Criteria

**Schedule Impact Reason: TECH-Technical, CONT-Contracting, PERS-Personnel, REG-Regulatory, FUND-Funding

Note: Totals reflect installation project funding allocated to individual sites and do not include program management and other support costs.

Table E-6 Status of Installations with FY11 to Completion Cost Estimate Greater Than \$10,000,000

DoD Component - Installation / FFID / NPL or Proposed NPL / BRAC Year / RAB / CTC Delta from FY09*																							
Phase	Completed		Underway		Future		FY10 Schedule Impact**		Costs Through FY10 (\$000)		FY10 Funds Obligated (\$000)		FY11 Execution Planned (\$000)		FY12 Planning Estimate (\$000)		Estimated Costs (\$000)						
	IRP	MMRP	IRP	MMRP	IRP	MMRP	IRP	MMRP	IRP	MMRP	IRP	MMRP	IRP	MMRP	IRP	MMRP	Fiscal Year	IRP	MMRP				
	Sites (Actions)																IRP	MMRP	IRP	MMRP	IRP	MMRP	IRP

Arizona

FORMERLY USED DEFENSE SITES - SAHUARITA AFR / AZ99799F516500

IRP Sites and MRSs by Classification				Study	0	0	0	1	0	0			\$0	\$193	\$0	\$0	\$0	\$0	\$0	\$0	\$0	\$0	FY13	\$0	\$0
Response Complete	0	Response Complete	0	IRA	0(0)	0(0)	0(0)	0(0)				\$0	\$0	\$0	\$0	\$0	\$0	\$0	\$0	\$0	\$0	FY14	\$0	\$0	
High	0	MRSPP-1	0	MRSPP-7	0	0	0	0	0	1		\$0	\$0	\$0	\$0	\$0	\$0	\$0	\$0	\$0	\$0	FY15	\$0	\$0	
Medium	0	MRSPP-2	0	MRSPP-8	0	RA-C	0	0	0	0	1	\$0	\$0	\$0	\$0	\$0	\$0	\$0	\$0	\$0	\$0	FY16	\$0	\$0	
Low	0	MRSPP-3	0	Evaluation Pending	1	RA-O	0	0	0	0	0	\$0	\$0	\$0	\$0	\$0	\$0	\$0	\$0	\$0	\$0	FY11-Comp. IRP		\$0	
Not Evaluated	0	MRSPP-4	0	No Known/Suspected	0	LTM	0	0	0	0	1	\$0	\$0	\$0	\$0	\$0	\$0	\$0	\$0	\$0	\$0	FY11-Comp. MMRP		\$34,705	
Not Required	0	MRSPP-5	0	No Longer Required	0	IRP Final RC: FY - MRS Final RC: FY 2027					Total	\$0	\$193	\$0	\$0	\$0	\$0	\$0	\$0	\$0	\$0	FY11-Complete		\$34,705	
Total IRP Sites	0	MRSPP-6	0	Total MRSs	1																				

IRP Progress in FY10: No IRP sites identified.

IRP Progress Planned for FY11-FY12: No IRP sites identified.

MMRP Progress in FY10: No work completed/scheduled in FY10. MMRP Site inspection Report completed 7/17/2007.

MMRP Progress Planned for FY11-FY12: No work anticipated for next two years until Baseline MMRP SIs are completed.

FORMERLY USED DEFENSE SITES - SCHUK-TOAK A TO G GUN RGE / AZ99799F516700

IRP Sites and MRSs by Classification				Study	0	0	0	1	0	0			\$0	\$145	\$0	\$0	\$0	\$0	\$0	\$0	\$0	\$0	FY13	\$0	\$0
Response Complete	0	Response Complete	0	IRA	0(0)	0(0)	0(0)	0(0)				\$0	\$0	\$0	\$0	\$0	\$0	\$0	\$0	\$0	\$0	FY14	\$0	\$0	
High	0	MRSPP-1	0	MRSPP-7	0	Design	0	0	0	0	1	\$0	\$0	\$0	\$0	\$0	\$0	\$0	\$0	\$0	\$0	FY15	\$0	\$0	
Medium	0	MRSPP-2	0	MRSPP-8	0	RA-C	0	0	0	0	1	\$0	\$0	\$0	\$0	\$0	\$0	\$0	\$0	\$0	\$0	FY16	\$0	\$0	
Low	0	MRSPP-3	0	Evaluation Pending	1	RA-O	0	0	0	0	0	\$0	\$0	\$0	\$0	\$0	\$0	\$0	\$0	\$0	\$0	FY11-Comp. IRP		\$0	
Not Evaluated	0	MRSPP-4	0	No Known/Suspected	0	LTM	0	0	0	0	1	\$0	\$0	\$0	\$0	\$0	\$0	\$0	\$0	\$0	\$0	FY11-Comp. MMRP		\$34,268	
Not Required	0	MRSPP-5	0	No Longer Required	0	IRP Final RC: FY - MRS Final RC: FY 2073					Total	\$0	\$145	\$0	\$0	\$0	\$0	\$0	\$0	\$0	\$0	FY11-Complete		\$34,268	
Total IRP Sites	0	MRSPP-6	0	Total MRSs	1																				

IRP Progress in FY10: No IRP sites identified.

IRP Progress Planned for FY11-FY12: No IRP sites identified.

MMRP Progress in FY10: No activities scheduled/completed in FY10, MMRP Site Inspection Report Completed/Finalized September 23, 2009.

MMRP Progress Planned for FY11-FY12: No work anticipated for next two years until Baseline MMRP SIs are completed.

FORMERLY USED DEFENSE SITES - TASK FORCE FURNACE / AZ99799F517500

IRP Sites and MRSs by Classification				Study	0	1	0	2	0	0			\$0	\$432	\$0	\$0	\$0	\$0	\$0	\$0	\$0	\$0	FY13	\$0	\$0
Response Complete	0	Response Complete	1	IRA	0(0)	0(0)	0(0)	0(0)				\$0	\$0	\$0	\$0	\$0	\$0	\$0	\$0	\$0	\$0	FY14	\$0	\$0	
High	0	MRSPP-1	0	MRSPP-7	0	Design	0	0	0	0	2	\$0	\$0	\$0	\$0	\$0	\$0	\$0	\$0	\$0	\$0	FY15	\$0	\$0	
Medium	0	MRSPP-2	0	MRSPP-8	0	RA-C	0	0	0	0	2	\$0	\$0	\$0	\$0	\$0	\$0	\$0	\$0	\$0	\$0	FY16	\$0	\$0	
Low	0	MRSPP-3	0	Evaluation Pending	2	RA-O	0	0	0	0	0	\$0	\$0	\$0	\$0	\$0	\$0	\$0	\$0	\$0	\$0	FY11-Comp. IRP		\$0	
Not Evaluated	0	MRSPP-4	0	No Known/Suspected	0	LTM	0	0	0	0	2	\$0	\$0	\$0	\$0	\$0	\$0	\$0	\$0	\$0	\$0	FY11-Comp. MMRP		\$21,366	
Not Required	0	MRSPP-5	0	No Longer Required	1	IRP Final RC: FY - MRS Final RC: FY 2074					Total	\$0	\$432	\$0	\$0	\$0	\$0	\$0	\$0	\$0	\$0	FY11-Complete		\$21,366	
Total IRP Sites	0	MRSPP-6	0	Total MRSs	3																				

IRP Progress in FY10: No IRP sites identified.

IRP Progress Planned for FY11-FY12: No IRP sites identified.

MMRP Progress in FY10: No activities scheduled/completed in FY10, Project 01, 02, & 03; MMRP Site Inspection Report Completed/Finalized June, 2009.

MMRP Progress Planned for FY11-FY12: No work anticipated for next two years until Baseline MMRP SIs are completed.

*CTC Delta Reason: C-TECH-Technical Issues, C-REG-Regulatory Issues, C-EST-Estimating Criteria

**Schedule Impact Reason: TECH-Technical, CONT-Contracting, PERS-Personnel, REG-Regulatory, FUND-Funding

Note: Totals reflect installation project funding allocated to individual sites and do not include program management and other support costs.

Table E-6 Status of Installations with FY11 to Completion Cost Estimate Greater Than \$10,000,000

DoD Component - Installation / FFID / NPL or Proposed NPL / BRAC Year / RAB / CTC Delta from FY09*																			
Phase	Completed		Underway		Future		FY10 Schedule Impact**		Costs Through FY10 (\$000)		FY10 Funds Obligated (\$000)		FY11 Execution Planned (\$000)		FY12 Planning Estimate (\$000)		Estimated Costs (\$000)		
	IRP	MMRP	IRP	MMRP	IRP	MMRP	IRP	MMRP	IRP	MMRP	IRP	MMRP	IRP	MMRP	IRP	MMRP	Fiscal Year	IRP	MMRP
	Sites (Actions)						IRP	MMRP	IRP	MMRP	IRP	MMRP	IRP	MMRP	IRP	MMRP			

Arizona

FORMERLY USED DEFENSE SITES - YUMA PROVING GROUNDS / AZ99799F825100

IRP Sites and MRSs by Classification					Study	0	0	0	1	0	0			\$0	\$213	\$0	\$13	\$0	\$0	\$0	\$0	\$0	\$0	FY13	\$0	\$0
Response Complete	0	Response Complete	0		IRA	0(0)	0(0)	0(0)	0(0)					\$0	\$0	\$0	\$0	\$0	\$0	\$0	\$0	\$0	FY14	\$0	\$0	
High	0	MRSPP-1	0	MRSPP-7	0	Design	0	0	0	0	0	1		\$0	\$0	\$0	\$0	\$0	\$0	\$0	\$0	FY15	\$0	\$0		
Medium	0	MRSPP-2	0	MRSPP-8	0	RA-C	0	0	0	0	0	1		\$0	\$0	\$0	\$0	\$0	\$0	\$0	\$0	FY16	\$0	\$0		
Low	0	MRSPP-3	0	Evaluation Pending	1	RA-O	0	0	0	0	0	0		\$0	\$0	\$0	\$0	\$0	\$0	\$0	\$0	FY11-Comp. IRP		\$0		
Not Evaluated	0	MRSPP-4	0	No Known/Suspected	0	LTM	0	0	0	0	0	1		\$0	\$0	\$0	\$0	\$0	\$0	\$0	\$0	FY11-Comp. MMRP		\$10,395		
Not Required	0	MRSPP-5	0	No Longer Required	0	IRP Final RC: FY - MRS Final RC: FY 2072						Total	\$0	\$213	\$0	\$13	\$0	\$0	\$0	\$0	\$0	\$0	FY11-Complete		\$10,395	
Total IRP Sites	0	MRSPP-6	0	Total MRSs	1																					

IRP Progress in FY10: No IRP sites identified.

IRP Progress Planned for FY11-FY12: No IRP sites identified.

MMRP Progress in FY10: MMRP Site Inspection Report completed May 25, 2010.

MMRP Progress Planned for FY11-FY12: No work anticipated for next two years until Baseline MMRP SIs are completed.

*CTC Delta Reason: C-TECH-Technical Issues, C-REG-Regulatory Issues, C-EST-Estimating Criteria

**Schedule Impact Reason: TECH-Technical, CONT-Contracting, PERS-Personnel, REG-Regulatory, FUND-Funding

Note: Totals reflect installation project funding allocated to individual sites and do not include program management and other support costs.

Table E-6 Status of Installations with FY11 to Completion Cost Estimate Greater Than \$10,000,000

DoD Component - Installation / FFID / NPL or Proposed NPL / BRAC Year / RAB / CTC Delta from FY09*																			
Phase	Completed		Underway		Future		FY10 Schedule Impact**		Costs Through FY10 (\$000)		FY10 Funds Obligated (\$000)		FY11 Execution Planned (\$000)		FY12 Planning Estimate (\$000)		Estimated Costs (\$000)		
	IRP	MMRP	IRP	MMRP	IRP	MMRP	IRP	MMRP	IRP	MMRP	IRP	MMRP	IRP	MMRP	IRP	MMRP	Fiscal Year	IRP	MMRP
	Sites (Actions)						IRP	MMRP	IRP	MMRP	IRP	MMRP	IRP	MMRP	IRP	MMRP			

Arkansas

FORMERLY USED DEFENSE SITES - CAMP ROBINSON/CAMP PIKE / AR69799F604600 / RAB

IRP Sites and MRSs by Classification				Study	2	1	0	1	0	0													
Response Complete	2	Response Complete	1	IRA	0(0)	0(0)	0(0)	0(0)					\$65	\$3,905	\$0	\$128	\$0	\$160	\$0	\$0	FY13	\$0	\$10
High	0	MRSPP-1	0	MRSPP-7	0	Design	1	0	0	1	0	0	\$29	\$0	\$0	\$0	\$0	\$0	\$0	\$0	FY14	\$0	\$1,426
Medium	0	MRSPP-2	0	MRSPP-8	0	RA-C	1	1	0	1	0	0	\$112	\$3,198	\$0	\$0	\$0	\$0	\$0	\$0	FY15	\$0	\$1,475
Low	0	MRSPP-3	0	Evaluation Pending	1	RA-O	0	0	0	0	0	0	\$0	\$0	\$0	\$0	\$0	\$0	\$0	\$0	FY16	\$0	\$0
Not Evaluated	0	MRSPP-4	0	No Known/Suspected	0	LTM	0	0	0	0	0	1	\$0	\$0	\$0	\$0	\$0	\$0	\$0	\$0	FY11-Comp. IRP		\$0
Not Required	0	MRSPP-5	0	No Longer Required	1	IRP Final RC: FY 1999 MRS Final RC: FY 2033						Total	\$206	\$7,103	\$0	\$128	\$0	\$160	\$0	\$40	FY11-Complete		\$10,678
Total IRP Sites	2	MRSPP-6	0	Total MRSs	2																		

IRP Progress in FY10: No IRP activities were planned or executed for the site.

IRP Progress Planned for FY11-FY12: No IRP/BDDR activities were planned or executed for the site.

MMRP Progress in FY10: Continue with MMRP RI/FS activities for the site including TPP meetings, RI fieldwork, FS development, etc.

MMRP Progress Planned for FY11-FY12: Finalize RIFS and evaluate future funding for recommended future actions. IRA/TCRA may be implemented to augment RI activities (contingent upon type/nature of items discovered during intrusive investigation activities).

FORMERLY USED DEFENSE SITES - SOUTHWESTERN PROV GROUNDS / AR69799F605000 / RAB

IRP Sites and MRSs by Classification				Study	2	0	0	1	0	0													
Response Complete	2	Response Complete	0	IRA	0(0)	1(1)	0(0)	0(0)					\$2,114	\$2,108	\$0	\$82	\$0	\$14	\$0	\$55	FY13	\$0	\$231
High	0	MRSPP-1	0	MRSPP-7	0	Design	1	0	0	0	0	1	\$34	\$0	\$0	\$0	\$0	\$0	\$0	\$0	FY14	\$0	\$0
Medium	0	MRSPP-2	0	MRSPP-8	0	RA-C	0	0	0	1	0	0	\$323	\$7,263	\$0	\$17	\$0	\$0	\$0	\$25	FY15	\$0	\$0
Low	0	MRSPP-3	0	Evaluation Pending	1	RA-O	0	0	0	0	0	0	\$0	\$0	\$0	\$0	\$0	\$0	\$0	\$0	FY16	\$0	\$0
Not Evaluated	0	MRSPP-4	0	No Known/Suspected	0	LTM	1	0	0	0	0	1	\$4	\$0	\$0	\$0	\$0	\$0	\$0	\$0	FY11-Comp. IRP		\$0
Not Required	0	MRSPP-5	0	No Longer Required	0	IRP Final RC: FY 2009 MRS Final RC: FY 2068						Total	\$3,741	\$9,372	\$0	\$99	\$0	\$14	\$0	\$80	FY11-Complete		\$86,096
Total IRP Sites	2	MRSPP-6	0	Total MRSs	1																		

IRP Progress in FY10: No IRP/BDDR work planned.

IRP Progress Planned for FY11-FY12: No IRP/BDDR work planned.

MMRP Progress in FY10: Continued RIFS fieldwork activities. Continued RAB meetings.

MMRP Progress Planned for FY11-FY12: Finalize RIFS and evaluate future funding for DD recommendations. Expand RIFS activities to cover areas not included in original investigation. Continue coordination with stakeholders.

*CTC Delta Reason: C-TECH-Technical Issues, C-REG-Regulatory Issues, C-EST-Estimating Criteria

**Schedule Impact Reason: TECH-Technical, CONT-Contracting, PERS-Personnel, REG-Regulatory, FUND-Funding

Note: Totals reflect installation project funding allocated to individual sites and do not include program management and other support costs.

Table E-6 Status of Installations with FY11 to Completion Cost Estimate Greater Than \$10,000,000

DoD Component - Installation / FFID / NPL or Proposed NPL / BRAC Year / RAB / CTC Delta from FY09*																			
Phase	Completed		Underway		Future		FY10 Schedule Impact**		Costs Through FY10 (\$000)		FY10 Funds Obligated (\$000)		FY11 Execution Planned (\$000)		FY12 Planning Estimate (\$000)		Estimated Costs (\$000)		
	IRP	MMRP	IRP	MMRP	IRP	MMRP	IRP	MMRP	IRP	MMRP	IRP	MMRP	IRP	MMRP	IRP	MMRP	Fiscal Year	IRP	MMRP
	Sites (Actions)						IRP	MMRP	IRP	MMRP	IRP	MMRP	IRP	MMRP	IRP	MMRP			

California

ARMY - FORT HUNTER LIGGETT / CA921042043600 / C-EST

IRP Sites and MRSs by Classification				Study	35	11	0	1	0	0			\$4,833	\$1,335	\$0	\$1,083	\$0	\$385	\$0	\$27	FY13	\$1,552	\$0	
Response Complete	33	Response Complete	11	IRA	11(19)	0(0)	0(0)	0(0)					\$5,000	\$0	\$0	\$0	\$0	\$0	\$0	\$0	FY14	\$1,579	\$0	
High	0	MRSPP-1	0	MRSPP-7	0	Design	1	0	0	0	0		\$2,695	\$0	\$0	\$0	\$0	\$0	\$0	\$0	FY15	\$1,444	\$0	
Medium	0	MRSPP-2	0	MRSPP-8	0	RA-C	12	0	0	0	0		\$11,358	\$0	\$0	\$0	\$0	\$0	\$0	\$0	FY16	\$980	\$0	
Low	0	MRSPP-3	0	Evaluation Pending	0	RA-O	0	0	2	0	0		\$3,572	\$0	\$1,915	\$0	\$2,274	\$0	\$1,747	\$0	FY11-Comp. IRP		\$16,037	
Not Evaluated	0	MRSPP-4	0	No Known/Suspected	0	LTM	0	0	1	0	2		\$1,135	\$0	\$132	\$0	\$153	\$0	\$155	\$0	FY11-Comp. MMRP		\$412	
Not Required	2	MRSPP-5	1	No Longer Required	11	IRP Final RC: FY 2015 MRS Final RC: FY 2014						Total	\$28,593	\$1,335	\$2,047	\$1,083	\$2,427	\$385	\$1,902	\$27	FY11-Complete		\$16,449	
Total IRP Sites	35	MRSPP-6	0	Total MRSs	12	Five-Year Review Planned for Future																		

IRP Progress in FY10: No progress reported.	MMRP Progress in FY10: No progress reported.
IRP Progress Planned for FY11-FY12: No actions planned.	MMRP Progress Planned for FY11-FY12: No actions planned.

ARMY - FORT ORD / CA921372067600 / NPL / BRAC 1991 / RAB

IRP Sites and MRSs by Classification				Study	46	7	0	15	0	0			\$37,434	\$101,422	\$0	\$2,008	\$0	\$3,555	\$0	\$2,874	FY13	\$6,534	\$3,648	
Response Complete	41	Response Complete	5	IRA	2(3)	0(0)	0(0)	0(0)					\$0	\$0	\$0	\$0	\$0	\$0	\$0	\$0	FY14	\$6,931	\$2,264	
High	2	MRSPP-1	0	MRSPP-7	0	Design	26	0	0	0	0		\$17,403	\$8,610	\$0	\$0	\$0	\$0	\$0	\$0	FY15	\$7,910	\$9,586	
Medium	0	MRSPP-2	0	MRSPP-8	0	RA-C	25	0	2	2	0	3	\$166,499	\$105,979	\$17,322	\$15,155	\$4,026	\$2,068	\$2,000	\$2,023	FY16	\$7,222	\$20,173	
Low	0	MRSPP-3	4	Evaluation Pending	12	RA-O	0	0	3	0	1	0	\$37,369	\$0	\$6,826	\$0	\$3,878	\$0	\$4,710	\$0	FY11-Comp. IRP		\$110,238	
Not Evaluated	0	MRSPP-4	0	No Known/Suspected	0	LTM	0	0	1	4	5	12	\$17,678	\$8,964	\$24	\$394	\$15	\$32	\$15	\$32	FY11-Comp. MMRP		\$216,175	
Not Required	3	MRSPP-5	1	No Longer Required	5	IRP Final RC: FY 2037 MRS Final RC: FY 2019						Total	\$276,383	\$224,975	\$24,172	\$17,557	\$7,919	\$5,655	\$6,725	\$4,929	FY11-Complete		\$326,413	
Total IRP Sites	46	MRSPP-6	0	Total MRSs	22	Five-Year Review Completed and Planned for Future																		

IRP Progress in FY10: Refer to Page F-71.	MMRP Progress in FY10: Refer to Page F-71.
IRP Progress Planned for FY11-FY12: Refer to Page F-71.	MMRP Progress Planned for FY11-FY12: Refer to Page F-71.

ARMY - JFHQ CA ARNG / CA92118060NG00

IRP Sites and MRSs by Classification				Study	0	0	0	14	0	0			\$0	\$447	\$0	\$447	\$0	\$995	\$0	\$0	FY13	\$0	\$0
Response Complete	0	Response Complete	0	IRA	0(0)	0(0)	0(0)	0(0)					\$0	\$0	\$0	\$0	\$0	\$0	\$0	\$0	FY14	\$0	\$1,482
High	0	MRSPP-1	0	MRSPP-7	0	Design	0	0	0	0	6		\$0	\$0	\$0	\$0	\$0	\$0	\$0	\$0	FY15	\$0	\$3,549
Medium	0	MRSPP-2	0	MRSPP-8	0	RA-C	0	0	0	0	6		\$0	\$0	\$0	\$0	\$0	\$0	\$0	\$0	FY16	\$0	\$54
Low	0	MRSPP-3	0	Evaluation Pending	14	RA-O	0	0	0	0	0		\$0	\$0	\$0	\$0	\$0	\$0	\$0	\$0	FY11-Comp. IRP		\$0
Not Evaluated	0	MRSPP-4	0	No Known/Suspected	0	LTM	0	0	0	0	1		\$0	\$0	\$0	\$0	\$0	\$0	\$0	\$0	FY11-Comp. MMRP		\$10,854
Not Required	0	MRSPP-5	0	No Longer Required	0	IRP Final RC: FY - MRS Final RC: FY 2021						Total	\$0	\$447	\$0	\$447	\$0	\$995	\$0	\$0	FY11-Complete		\$10,854
Total IRP Sites	0	MRSPP-6	0	Total MRSs	14																		

IRP Progress in FY10: No IRP sites identified.	MMRP Progress in FY10: An SI was awarded and initiated in FY10.
IRP Progress Planned for FY11-FY12: No IRP sites identified.	MMRP Progress Planned for FY11-FY12: The SI is expected to be completed in FY12.

*CTC Delta Reason: C-TECH-Technical Issues, C-REG-Regulatory Issues, C-EST-Estimating Criteria

**Schedule Impact Reason: TECH-Technical, CONT-Contracting, PERS-Personnel, REG-Regulatory, FUND-Funding

Note: Totals reflect installation project funding allocated to individual sites and do not include program management and other support costs.

Table E-6 Status of Installations with FY11 to Completion Cost Estimate Greater Than \$10,000,000

DoD Component - Installation / FFID / NPL or Proposed NPL / BRAC Year / RAB / CTC Delta from FY09*																			
Phase	Completed		Underway		Future		FY10 Schedule Impact**		Costs Through FY10 (\$000)		FY10 Funds Obligated (\$000)		FY11 Execution Planned (\$000)		FY12 Planning Estimate (\$000)		Estimated Costs (\$000)		
	IRP	MMRP	IRP	MMRP	IRP	MMRP	IRP	MMRP	IRP	MMRP	IRP	MMRP	IRP	MMRP	IRP	MMRP	Fiscal Year	IRP	MMRP
	Sites (Actions)						IRP	MMRP	IRP	MMRP	IRP	MMRP	IRP	MMRP	IRP	MMRP			

California

ARMY - MILITARY OCEAN TERMINAL CONCORD / CA921350696A00 / NPL / C-TECH

IRP Sites and MRSs by Classification				Study	40	1	9	3	0	0			\$12,017	\$94	\$12,017	\$94	\$3,734	\$1,557	\$0	\$1,581	FY13	\$458	\$1,607
Response Complete	35	Response Complete	1	IRA	2(2)	0(0)	0(0)	0(0)					\$0	\$0	\$0	\$0	\$0	\$0	\$0	\$0	FY14	\$602	\$1,634
High	7	MRSPP-1	0	MRSPP-7	0	Design	4	0	3	0	1	3	\$266	\$0	\$266	\$0	\$113	\$0	\$0	\$0	FY15	\$602	\$1,661
Medium	0	MRSPP-2	0	MRSPP-8	0	RA-C	11	0	5	0	1	3	\$0	\$0	\$0	\$0	\$9,088	\$0	\$2,895	\$0	FY16	\$570	\$2,174
Low	4	MRSPP-3	0	Evaluation Pending	3	RA-O	7	0	3	0	0	0	\$126	\$0	\$126	\$0	\$0	\$0	\$0	\$0	FY11-Comp. IRP		\$21,279
Not Evaluated	2	MRSPP-4	0	No Known/Suspected	0	LTM	3	0	9	0	6	3	\$0	\$0	\$0	\$0	\$98	\$0	\$403	\$0	FY11-Comp. MMRP		\$48,317
Not Required	1	MRSPP-5	0	No Longer Required	1	IRP Final RC: FY 2015 MRS Final RC: FY 2018					Total	\$12,409	\$94	\$12,409	\$94	\$13,033	\$1,557	\$3,298	\$1,581	FY11-Complete		\$69,596	
Total IRP Sites	49	MRSPP-6	0	Total MRSs	4	Five-Year Review Completed and Planned for Future																	

IRP Progress in FY10: Refer to Page F-118.	MMRP Progress in FY10: Refer to Page F-118.
IRP Progress Planned for FY11-FY12: Refer to Page F-118.	MMRP Progress Planned for FY11-FY12: Refer to Page F-118.

ARMY - NATIONAL TRAINING CENTER AND FORT IRWIN / CA921402044600 / C-TECH

IRP Sites and MRSs by Classification				Study	44	7	2	9	0	0			\$18,619	\$3,234	\$469	\$2,929	\$1,315	\$6,637	\$1,178	\$519	FY13	\$921	\$0
Response Complete	44	Response Complete	7	IRA	7(9)	0(0)	0(0)	0(0)					\$315	\$0	\$0	\$0	\$0	\$0	\$0	\$0	FY14	\$23,377	\$0
High	0	MRSPP-1	0	MRSPP-7	0	Design	7	0	0	0	1	0	\$874	\$0	\$0	\$0	\$0	\$0	\$0	\$0	FY15	\$1,008	\$0
Medium	0	MRSPP-2	0	MRSPP-8	0	RA-C	8	0	0	0	1	0	\$2,923	\$0	\$0	\$0	\$0	\$0	\$0	\$0	FY16	\$868	\$0
Low	0	MRSPP-3	2	Evaluation Pending	2	RA-O	0	0	0	0	0	0	\$279	\$0	\$0	\$0	\$0	\$0	\$0	\$0	FY11-Comp. IRP		\$53,563
Not Evaluated	2	MRSPP-4	2	No Known/Suspected	0	LTM	2	0	3	0	1	0	\$1,726	\$0	\$112	\$0	\$144	\$0	\$146	\$0	FY11-Comp. MMRP		\$13,285
Not Required	0	MRSPP-5	2	No Longer Required	7	IRP Final RC: FY 2014 MRS Final RC: FY 2018					Total	\$24,736	\$3,234	\$581	\$2,929	\$1,459	\$6,637	\$1,324	\$519	FY11-Complete		\$66,848	
Total IRP Sites	46	MRSPP-6	1	Total MRSs	16	Five-Year Review Completed and Underway																	

IRP Progress in FY10: No progress reported.	MMRP Progress in FY10: The site inspection (SI) was finalized in 2009.
IRP Progress Planned for FY11-FY12: No actions planned.	MMRP Progress Planned for FY11-FY12: A remedial investigation/feasibility study (RI/FS) is scheduled to start in fiscal year (FY)10.

ARMY - SIERRA ARMY DEPOT / CA921382084300 / BRAC 1995/2005 Realignment / RAB / C-TECH

IRP Sites and MRSs by Classification				Study	46	7	2	9	0	0			\$29,063	\$7,755	\$322	\$6,608	\$0	\$0	\$0	\$0	FY13	\$65	\$136
Response Complete	45	Response Complete	6	IRA	0(0)	0(0)	0(0)	0(0)					\$8,837	\$1,000	\$0	\$0	\$0	\$0	\$0	\$0	FY14	\$390	\$595
High	0	MRSPP-1	0	MRSPP-7	0	Design	0	0	0	0	0	0	\$945	\$2,718	\$0	\$0	\$0	\$4	\$0	\$114	FY15	\$511	\$140
Medium	0	MRSPP-2	0	MRSPP-8	1	RA-C	0	0	0	0	0	0	\$24,249	\$17,398	\$0	\$0	\$0	\$0	\$0	\$0	FY16	\$712	\$546
Low	0	MRSPP-3	2	Evaluation Pending	1	RA-O	0	0	0	0	0	0	\$895	\$0	\$0	\$0	\$0	\$0	\$0	\$0	FY11-Comp. IRP		\$9,323
Not Evaluated	2	MRSPP-4	3	No Known/Suspected	0	LTM	0	0	0	0	0	0	\$3,838	\$0	\$411	\$0	\$486	\$0	\$554	\$0	FY11-Comp. MMRP		\$19,631
Not Required	1	MRSPP-5	3	No Longer Required	6	IRP Final RC: FY 2030 MRS Final RC: FY 2018					Total	\$67,827	\$28,871	\$733	\$6,608	\$486	\$4	\$554	\$114	FY11-Complete		\$28,954	
Total IRP Sites	48	MRSPP-6	0	Total MRSs	16	Five-Year Review Completed and Planned for Future																	

IRP Progress in FY10: Refer to Page F-170.	MMRP Progress in FY10: Refer to Page F-170.
IRP Progress Planned for FY11-FY12: Refer to Page F-170.	MMRP Progress Planned for FY11-FY12: Refer to Page F-170.

*CTC Delta Reason: C-TECH-Technical Issues, C-REG-Regulatory Issues, C-EST-Estimating Criteria

**Schedule Impact Reason: TECH-Technical, CONT-Contracting, PERS-Personnel, REG-Regulatory, FUND-Funding

Note: Totals reflect installation project funding allocated to individual sites and do not include program management and other support costs.

Table E-6 Status of Installations with FY11 to Completion Cost Estimate Greater Than \$10,000,000

DoD Component - Installation / FFID / NPL or Proposed NPL / BRAC Year / RAB / CTC Delta from FY09*																			
Phase	Completed		Underway		Future		FY10 Schedule Impact**		Costs Through FY10 (\$000)		FY10 Funds Obligated (\$000)		FY11 Execution Planned (\$000)		FY12 Planning Estimate (\$000)		Estimated Costs (\$000)		
	IRP	MMRP	IRP	MMRP	IRP	MMRP	IRP	MMRP	IRP	MMRP	IRP	MMRP	IRP	MMRP	IRP	MMRP	Fiscal Year	IRP	MMRP
	Sites (Actions)																		

California

NAVY - ALAMEDA NAS / CA917002323600 / NPL / BRAC 1993 / RAB / C-EST

IRP Sites and MRSs by Classification				Study	34	0	12	0	0	0			\$167,380	\$0	\$1,829	\$0	\$69	\$0	\$1,190	\$0	FY13	\$12,089	\$0
Response Complete	10	Response Complete	0	IRA	0(0)	0(0)	0(0)	0(0)				\$103,260	\$0	\$4,772	\$0	\$1,282	\$0	\$0	\$0	FY14	\$5,997	\$0	
High	12	MRSPP-1	0	MRSPP-7	0	Design	8	0	10	0	4	0	\$14,922	\$0	\$2,120	\$0	\$2,353	\$0	\$489	\$0	FY15	\$1,997	\$0
Medium	11	MRSPP-2	0	MRSPP-8	0	RA-C	13	0	17	0	6	0	\$148,451	\$0	\$32,173	\$0	\$25,405	\$0	\$34,194	\$0	FY16	\$2,031	\$0
Low	8	MRSPP-3	0	Evaluation Pending	0	RA-O	0	0	1	0	6	0	\$0	\$0	\$0	\$0	\$0	\$0	\$345	\$0	FY11-Comp. IRP	\$117,546	\$0
Not Evaluated	0	MRSPP-4	0	No Known/Suspected	0	LTM	2	0	4	0	11	0	\$7,736	\$0	\$35	\$0	\$1,358	\$0	\$2,271	\$0	FY11-Comp. MMRP	\$0	\$0
Not Required	5	MRSPP-5	0	No Longer Required	0	IRP Final RC: FY 2017 MRS Final RC: FY -					Total	\$441,749	\$0	\$40,929	\$0	\$30,467	\$0	\$38,489	\$0	FY11-Complete	\$117,546	\$0	
Total IRP Sites	46	MRSPP-6	0	Total MRSs	0	Five-Year Review Planned for Future																	

IRP Progress in FY10: Refer to Page F-17.	MMRP Progress in FY10: No MMRP sites identified.
IRP Progress Planned for FY11-FY12: Refer to Page F-17.	MMRP Progress Planned for FY11-FY12: No MMRP sites identified.

NAVY - BARSTOW MCLB / CA917302426100 / NPL

IRP Sites and MRSs by Classification				Study	42	0	0	0	1	0	TECH		\$51,047	\$0	\$0	\$0	\$0	\$0	\$0	\$0	FY13	\$3,571	\$0
Response Complete	32	Response Complete	0	IRA	9(9)	0(0)	0(0)	0(0)			TECH	\$21,443	\$0	\$0	\$0	\$0	\$0	\$0	\$0	FY14	\$3,962	\$0	
High	0	MRSPP-1	0	MRSPP-7	0	Design	9	0	0	0	0	FUND	\$2,740	\$0	\$0	\$0	\$0	\$0	\$0	FY15	\$1,680	\$0	
Medium	1	MRSPP-2	0	MRSPP-8	0	RA-C	10	0	1	0	1	REG	\$24,511	\$0	\$247	\$0	\$373	\$0	\$0	\$0	FY16	\$2,882	\$0
Low	1	MRSPP-3	0	Evaluation Pending	0	RA-O	0	0	2	0	0		\$11,208	\$0	\$1,070	\$0	\$1,072	\$0	\$1,044	\$0	FY11-Comp. IRP	\$42,427	\$0
Not Evaluated	0	MRSPP-4	0	No Known/Suspected	0	LTM	5	0	5	0	2	0	\$1,532	\$0	\$173	\$0	\$238	\$0	\$444	\$0	FY11-Comp. MMRP	\$0	\$0
Not Required	9	MRSPP-5	0	No Longer Required	0	IRP Final RC: FY 2039 MRS Final RC: FY -					Total	\$112,481	\$0	\$1,490	\$0	\$1,683	\$0	\$1,488	\$0	FY11-Complete	\$42,427	\$0	
Total IRP Sites	43	MRSPP-6	0	Total MRSs	0	Five-Year Review Completed and Planned for Future																	

IRP Progress in FY10: Refer to Page F-26.	MMRP Progress in FY10: No MMRP sites identified.
IRP Progress Planned for FY11-FY12: Refer to Page F-26.	MMRP Progress Planned for FY11-FY12: No MMRP sites identified.

NAVY - BRIDGEPORT MCMWTC / CA917302756100 / C-TECH

IRP Sites and MRSs by Classification				Study	18	0	0	1	0	0		\$4,742	\$0	\$0	\$0	\$0	\$0	\$0	\$0	FY13	\$424	\$0	
Response Complete	16	Response Complete	0	IRA	5(5)	0(0)	0(0)	0(0)				\$3,624	\$0	\$0	\$0	\$0	\$0	\$0	\$0	FY14	\$39	\$0	
High	0	MRSPP-1	0	MRSPP-7	0	Design	8	0	0	0	1		\$129	\$0	\$0	\$0	\$0	\$0	\$0	\$0	FY15	\$147	\$0
Medium	0	MRSPP-2	0	MRSPP-8	0	RA-C	9	0	0	0	1		\$5,255	\$0	\$0	\$0	\$0	\$0	\$0	\$0	FY16	\$26	\$497
Low	0	MRSPP-3	0	Evaluation Pending	1	RA-O	4	0	1	0	0		\$2,777	\$0	\$105	\$0	\$166	\$0	\$0	\$0	FY11-Comp. IRP	\$3,237	\$0
Not Evaluated	0	MRSPP-4	0	No Known/Suspected	0	LTM	2	0	4	0	0		\$2,627	\$0	\$513	\$0	\$150	\$0	\$150	\$0	FY11-Comp. MMRP	\$9,852	\$0
Not Required	2	MRSPP-5	0	No Longer Required	0	IRP Final RC: FY 2011 MRS Final RC: FY 2020					Total	\$19,154	\$0	\$618	\$0	\$316	\$0	\$150	\$0	FY11-Complete	\$13,089	\$0	
Total IRP Sites	18	MRSPP-6	0	Total MRSs	1	Five-Year Review Completed and Planned for Future																	

IRP Progress in FY10: Continued LTM and working on four closure reports.	MMRP Progress in FY10: A new site was added to the program. The PA/SL will be funded in FY10.
IRP Progress Planned for FY11-FY12: Will fund LTM and complete a removal action at Site 4. Will continue to work on site closure reports.	MMRP Progress Planned for FY11-FY12: Complete the PA/SL.

*CTC Delta Reason: C-TECH-Technical Issues, C-REG-Regulatory Issues, C-EST-Estimating Criteria

**Schedule Impact Reason: TECH-Technical, CONT-Contracting, PERS-Personnel, REG-Regulatory, FUND-Funding

Note: Totals reflect installation project funding allocated to individual sites and do not include program management and other support costs.

Table E-6 Status of Installations with FY11 to Completion Cost Estimate Greater Than \$10,000,000

DoD Component - Installation / FFID / NPL or Proposed NPL / BRAC Year / RAB / CTC Delta from FY09*																			
Phase	Completed		Underway		Future		FY10 Schedule Impact**		Costs Through FY10 (\$000)		FY10 Funds Obligated (\$000)		FY11 Execution Planned (\$000)		FY12 Planning Estimate (\$000)		Estimated Costs (\$000)		
	IRP	MMRP	IRP	MMRP	IRP	MMRP	IRP	MMRP	IRP	MMRP	IRP	MMRP	IRP	MMRP	IRP	MMRP	Fiscal Year	IRP	MMRP
	Sites (Actions)						IRP	MMRP	IRP	MMRP	IRP	MMRP	IRP	MMRP	IRP	MMRP			

California

NAVY - CAMP PENDLETON MCB / CA917302353300 / NPL / C-TECH

IRP Sites and MRSs by Classification				Study	205	0	3	0	1	0	REG		\$71,487	\$0	\$2,004	\$0	\$247	\$0	\$0	\$0	FY13	\$11,357	\$0	
Response Complete	147	Response Complete	0	IRA	9(9)	0(0)	0(0)	0(0)			REG		\$30,899	\$0	\$0	\$0	\$2,829	\$0	\$310	\$0	FY14	\$10,563	\$0	
High	13	MRSPP-1	0	MRSPP-7	0	Design	17	0	0	8	0	REG	\$4,324	\$0	\$0	\$0	\$550	\$0	\$0	\$0	FY15	\$10,554	\$0	
Medium	0	MRSPP-2	0	MRSPP-8	0	RA-C	26	0	6	0	27	0	FUND	\$94,444	\$0	\$6,502	\$0	\$8,112	\$0	\$9,004	\$0	FY16	\$6,893	\$0
Low	25	MRSPP-3	0	Evaluation Pending	0	RA-O	6	0	4	0	7	0		\$13,834	\$0	\$1,317	\$0	\$1,951	\$0	\$777	\$0	FY11-Comp. IRP	\$92,908	\$0
Not Evaluated	0	MRSPP-4	0	No Known/Suspected	0	LTM	7	0	9	0	15	0		\$12,325	\$0	\$1,440	\$0	\$1,673	\$0	\$1,518	\$0	FY11-Comp. MMRP	\$0	\$0
Not Required	24	MRSPP-5	0	No Longer Required	0	IRP Final RC: FY 2028 MRS Final RC: FY -						Total	\$227,313	\$0	\$11,263	\$0	\$15,362	\$0	\$11,609	\$0	FY11-Complete	\$92,908	\$0	
Total IRP Sites	209	MRSPP-6	0	Total MRSs	0	Five-Year Review Completed and Planned for Future																		

IRP Progress in FY10: Refer to Page F-32.

IRP Progress Planned for FY11-FY12: Refer to Page F-32.

MMRP Progress in FY10: No MMRP sites identified.

MMRP Progress Planned for FY11-FY12: No MMRP sites identified.

NAVY - CHINA LAKE NAWs / CA917002315200 / RAB

IRP Sites and MRSs by Classification				Study	65	2	20	3	4	0	FUND	FUND	\$58,285	\$999	\$602	\$0	\$1,527	\$333	\$3,778	\$25	FY13	\$10,687	\$0		
Response Complete	13	Response Complete	0	IRA	7(7)	0(0)	1(1)	0(0)			FUND	FUND	\$17,737	\$0	\$0	\$0	\$0	\$0	\$0	\$0	FY14	\$13,809	\$975		
High	0	MRSPP-1	0	MRSPP-7	0	Design	13	0	0	11	2	FUND	FUND	\$2,142	\$0	\$253	\$0	\$0	\$0	\$153	\$0	FY15	\$1,498	\$1,485	
Medium	3	MRSPP-2	0	MRSPP-8	0	RA-C	16	0	2	0	11	3	FUND	FUND	\$12,906	\$0	\$12	\$0	\$607	\$0	\$0	\$0	FY16	\$5,622	\$0
Low	23	MRSPP-3	0	Evaluation Pending	3	RA-O	15	0	7	0	1	0		\$7,608	\$0	\$1,648	\$0	\$1,182	\$0	\$816	\$0	FY11-Comp. IRP	\$46,735	\$0	
Not Evaluated	0	MRSPP-4	0	No Known/Suspected	0	LTM	9	0	11	0	12	1		\$4,822	\$0	\$1,041	\$0	\$790	\$0	\$847	\$0	FY11-Comp. MMRP	\$6,279	\$0	
Not Required	50	MRSPP-5	1	No Longer Required	0	IRP Final RC: FY 2019 MRS Final RC: FY 2018						Total	\$103,500	\$999	\$3,556	\$0	\$4,106	\$333	\$5,594	\$25	FY11-Complete	\$53,014	\$0		
Total IRP Sites	89	MRSPP-6	1	Total MRSs	5	Five-Year Review Completed and Planned for Future																			

IRP Progress in FY10: Completed LUC RDs for Airfield OU and Site 6; completed FS and PP for Propulsion Labs OU ; completed Area R OU FS and PP; Implemented MNA remedy at Airfield; Site 44/45 RD complete; Received CNO and SECNAV Environmental Restoration team award.

IRP Progress Planned for FY11-FY12: Complete RODs at Michelson Laboratory OU and Propulsion Labs OU ; Implement 3 Removal actions; continue Landfill cap O&M, construction; Continue RAO of 2 SVE systems; Continue MNA remedy at Airfield OU and Area R OU. Complete LUC RD at Area R OU.

MMRP Progress in FY10: Site Inspection completed - UXO 1- China Lake Police Dept / Sierra Gun Club pistol range; Site Inspection completed - UXO 2 - Mojave Target 71.

MMRP Progress Planned for FY11-FY12: Complete SI reports for UXO 1 and UXO 2; Conduct Geophysical survey UXO 2; Excess property following SI at UXO 2.

NAVY - CONCORD NWS / CA917002452800 / NPL / RAB

IRP Sites and MRSs by Classification				Study	14	5	5	3	0	0	REG		\$41,882	\$7,333	\$946	\$538	\$315	\$2,395	\$377	\$2,894	FY13	\$0	\$1,828	
Response Complete	14	Response Complete	4	IRA	0(0)	0(0)	0(0)	0(0)			TECH		\$6,063	\$0	\$0	\$0	\$0	\$625	\$0	\$245	FY14	\$50	\$172	
High	4	MRSPP-1	0	MRSPP-7	0	Design	0	0	2	0	1	1	FUND	\$4,266	\$0	\$255	\$0	\$87	\$0	\$168	\$0	FY15	\$4,753	\$524
Medium	0	MRSPP-2	0	MRSPP-8	0	RA-C	0	1	1	0	2	1	FUND	\$28,234	\$0	\$0	\$0	\$2,000	\$0	\$3,157	\$0	FY16	\$1,606	\$1,343
Low	1	MRSPP-3	0	Evaluation Pending	1	RA-O	0	0	0	0	1	0		\$355	\$0	\$0	\$0	\$0	\$0	\$0	\$0	FY11-Comp. IRP	\$13,053	\$0
Not Evaluated	0	MRSPP-4	2	No Known/Suspected	2	LTM	1	0	0	0	3	4		\$6,667	\$7	\$0	\$0	\$0	\$50	\$293	\$0	FY11-Comp. MMRP	\$10,722	\$0
Not Required	0	MRSPP-5	0	No Longer Required	2	IRP Final RC: FY 2020 MRS Final RC: FY 2015						Total	\$87,467	\$7,340	\$1,201	\$538	\$2,402	\$3,020	\$3,752	\$3,432	FY11-Complete	\$23,775	\$0	
Total IRP Sites	19	MRSPP-6	1	Total MRSs	8	Five-Year Review Underway and Planned for Future																		

IRP Progress in FY10: Refer to Page F-134.

IRP Progress Planned for FY11-FY12: Refer to Page F-134.

MMRP Progress in FY10: Refer to Page F-134.

MMRP Progress Planned for FY11-FY12: Refer to Page F-134.

*CTC Delta Reason: C-TECH-Technical Issues, C-REG-Regulatory Issues, C-EST-Estimating Criteria

**Schedule Impact Reason: TECH-Technical, CONT-Contracting, PERS-Personnel, REG-Regulatory, FUND-Funding

Note: Totals reflect installation project funding allocated to individual sites and do not include program management and other support costs.

Table E-6 Status of Installations with FY11 to Completion Cost Estimate Greater Than \$10,000,000

DoD Component - Installation / FFID / NPL or Proposed NPL / BRAC Year / RAB / CTC Delta from FY09*																			
Phase	Completed		Underway		Future		FY10 Schedule Impact**		Costs Through FY10 (\$000)		FY10 Funds Obligated (\$000)		FY11 Execution Planned (\$000)		FY12 Planning Estimate (\$000)		Estimated Costs (\$000)		
	IRP	MMRP	IRP	MMRP	IRP	MMRP	IRP	MMRP	IRP	MMRP	IRP	MMRP	IRP	MMRP	IRP	MMRP	Fiscal Year	IRP	MMRP
	Sites (Actions)						IRP	MMRP	IRP	MMRP	IRP	MMRP	IRP	MMRP	IRP	MMRP			

California

NAVY - CORONADO NAB / CA917002313000 / RAB

IRP Sites and MRSs by Classification				Study	2	0	4	1	0	0			\$9,930	\$1,130	\$1,384	\$0	\$491	\$0	\$0	\$0	FY13	\$1,919	\$0			
Response Complete	2	Response Complete	0	IRA	0(0)	0(0)	0(0)	0(0)					\$566	\$0	\$0	\$0	\$0	\$0	\$0	\$0	FY14	\$2,390	\$1,958			
High	4	MRSPP-1	0	MRSPP-7	0	0	0	0	0	0			\$19	\$0	\$0	\$0	\$0	\$0	\$0	\$0	FY15	\$6,301	\$249			
Medium	0	MRSPP-2	0	MRSPP-8	0	RA-C	0	0	0	1	0		\$851	\$0	\$0	\$0	\$0	\$0	\$0	\$0	FY16	\$418	\$35			
Low	0	MRSPP-3	0	Evaluation Pending	0	RA-O	0	0	0	1	0		\$0	\$0	\$0	\$0	\$0	\$0	\$110	\$0	FY11-Comp. IRP		\$12,902			
Not Evaluated	0	MRSPP-4	1	No Known/Suspected	0	LTM	0	0	0	0	4	1		\$0	\$0	\$0	\$0	\$0	\$0	\$0	FY11-Comp. MMRP		\$2,825			
Not Required	0	MRSPP-5	0	No Longer Required	0	IRP Final RC: FY 2016					MRS Final RC: FY 2016					Total	\$11,366	\$1,130	\$1,384	\$0	\$491	\$0	\$110	\$0	FY11-Complete	\$15,727
Total IRP Sites	6	MRSPP-6	0	Total MRSs	1																					

<p>IRP Progress in FY10: The ESI/RI report for IR Sites 2, 3, 4, and 6 was submitted to the regulatory agencies for review and comments have been received. The document is under revision.</p> <p>IRP Progress Planned for FY11-FY12: Prepare a work plan amendment for additional sediment sampling at IR Sites 2, 3, 4, and 6.</p>	<p>MMRP Progress in FY10: SI Work Plan for UXO 5 was implemented. Draft SI report under regulatory review.</p> <p>MMRP Progress Planned for FY11-FY12: Finalize SI report with input from regulatory agencies. Move into RI phase.</p>
---	--

NAVY - EL CENTRO NAF / CA917002453000

IRP Sites and MRSs by Classification				Study	19	0	3	4	0	0	FUND	FUND	\$8,481	\$1,165	\$0	\$0	\$0	\$0	\$295	\$181	FY13	\$1,526	\$1,200			
Response Complete	16	Response Complete	0	IRA	13(13)	0(0)	0(0)	0(0)			FUND	FUND	\$12,606	\$0	\$463	\$0	\$947	\$0	\$0	\$0	FY14	\$803	\$0			
High	1	MRSPP-1	0	MRSPP-7	0	Design	4	0	0	0	1	1	FUND	FUND	\$1,683	\$0	\$104	\$0	\$0	\$0	FY15	\$5,415	\$0			
Medium	1	MRSPP-2	0	MRSPP-8	0	RA-C	3	0	1	0	4	4	FUND	FUND	\$9,317	\$0	\$0	\$0	\$707	\$0	FY16	\$2,201	\$623			
Low	3	MRSPP-3	1	Evaluation Pending	1	RA-O	2	0	0	0	0	0		\$6,472	\$0	\$469	\$0	\$0	\$0	\$0	FY11-Comp. IRP		\$13,684			
Not Evaluated	0	MRSPP-4	0	No Known/Suspected	0	LTM	0	0	3	0	2	1		\$1,688	\$0	\$151	\$0	\$190	\$0	\$291	\$0	FY11-Comp. MMRP		\$12,514		
Not Required	1	MRSPP-5	2	No Longer Required	0	IRP Final RC: FY 2018					MRS Final RC: FY 2018					Total	\$40,247	\$1,165	\$1,187	\$0	\$1,844	\$0	\$586	\$181	FY11-Complete	\$26,198
Total IRP Sites	22	MRSPP-6	0	Total MRSs	4	Five-Year Review Planned for Future																				

<p>IRP Progress in FY10: Completed base-wide GW monitoring. Signed Site1 ROD. Completed Site2 FS. Optimized Site7 remediation. Signed Action Memo and completed removal action at Site10. Initiated Site18 investigation.</p> <p>IRP Progress Planned for FY11-FY12: Complete base-wide LTM GW monitoring. Continue Site1 maintenance and prepare LUC Plan. Complete Site2 PP/ROD. Finalize Site 7 CAP, finish VEP remediation and transition to MNA. Obtain site closure for Site 10. Complete Site 18 SI and RI/FS.</p>	<p>MMRP Progress in FY10: Completed Small Arms Site Inspection UXO Sites 001, 002, and Areas of Concern 001 and 002. AOC 002 recommended NFA. Completed UXO Site 003, Carrizo Impact Area, Site Inspection further investigation recommended.</p> <p>MMRP Progress Planned for FY11-FY12: Perform extended SI for UXO Site 001 with potential for NFA recommendation.</p>
---	---

NAVY - EL TORO MCAS / CA917302320800 / NPL / BRAC 1993 / RAB

IRP Sites and MRSs by Classification				Study	24	0	1	0	0	0	FUND	Study	\$57,463	\$0	\$86	\$0	\$0	\$0	\$0	\$0	FY13	\$1,440	\$0			
Response Complete	16	Response Complete	0	IRA	0(0)	0(0)	0(0)	0(0)			FUND	FUND	\$9,304	\$0	\$244	\$0	\$0	\$0	\$0	\$0	FY14	\$1,454	\$0			
High	0	MRSPP-1	0	MRSPP-7	0	Design	5	0	1	0	1	0	FUND	FUND	\$11,679	\$0	\$0	\$0	\$446	\$0	\$464	\$0	FY15	\$1,654	\$0	
Medium	0	MRSPP-2	0	MRSPP-8	0	RA-C	5	0	4	0	1	0	FUND	FUND	\$58,793	\$0	\$1,714	\$0	\$1,389	\$0	\$4,056	\$0	FY16	\$1,615	\$0	
Low	1	MRSPP-3	0	Evaluation Pending	0	RA-O	1	0	6	0	1	0		\$14,985	\$0	\$729	\$0	\$0	\$0	\$1,133	\$0	FY11-Comp. IRP		\$59,402		
Not Evaluated	0	MRSPP-4	0	No Known/Suspected	0	LTM	0	0	1	0	2	0		\$4,107	\$0	\$150	\$0	\$125	\$0	\$176	\$0	FY11-Comp. MMRP		\$0		
Not Required	8	MRSPP-5	0	No Longer Required	0	IRP Final RC: FY 2043					MRS Final RC: FY -					Total	\$156,331	\$0	\$2,923	\$0	\$1,960	\$0	\$5,829	\$0	FY11-Complete	\$59,402
Total IRP Sites	25	MRSPP-6	0	Total MRSs	0	Five-Year Review Completed and Planned for Future																				

<p>IRP Progress in FY10: Refer to Page F-52.</p> <p>IRP Progress Planned for FY11-FY12: Refer to Page F-52.</p>	<p>MMRP Progress in FY10: No MMRP sites identified.</p> <p>MMRP Progress Planned for FY11-FY12: No MMRP sites identified.</p>
---	---

*CTC Delta Reason: C-TECH-Technical Issues, C-REG-Regulatory Issues, C-EST-Estimating Criteria

**Schedule Impact Reason: TECH-Technical, CONT-Contracting, PERS-Personnel, REG-Regulatory, FUND-Funding

Note: Totals reflect installation project funding allocated to individual sites and do not include program management and other support costs.

Table E-6 Status of Installations with FY11 to Completion Cost Estimate Greater Than \$10,000,000

DoD Component - Installation / FFID / NPL or Proposed NPL / BRAC Year / RAB / CTC Delta from FY09*																			
Phase	Completed		Underway		Future		FY10 Schedule Impact**		Costs Through FY10 (\$000)		FY10 Funds Obligated (\$000)		FY11 Execution Planned (\$000)		FY12 Planning Estimate (\$000)		Estimated Costs (\$000)		
	IRP	MMRP	IRP	MMRP	IRP	MMRP	IRP	MMRP	IRP	MMRP	IRP	MMRP	IRP	MMRP	IRP	MMRP	Fiscal Year	IRP	MMRP
	Sites (Actions)						IRP	MMRP	IRP	MMRP	IRP	MMRP	IRP	MMRP	IRP	MMRP			

California

NAVY - MIRAMAR MCAS / CA917309876500 / RAB

IRP Sites and MRSs by Classification				Study	13	11	5	4	0	0	0	CONT	CONT	\$9,862	\$2,833	\$4,916	\$157	\$613	\$139	\$366	\$0	FY13	\$1,900	\$1,077	
Response Complete	11	Response Complete	6	IRA	5(5)	0(0)	2(3)	0(0)				FUND	FUND	\$2,840	\$0	\$0	\$0	\$1,500	\$0	\$685	\$0	FY14	\$44	\$0	
High	3	MRSPP-1	0	MRSPP-7	0	0	0	0	0	1				\$87	\$0	\$87	\$0	\$0	\$0	\$0	\$0	FY15	\$947	\$26	
Medium	1	MRSPP-2	0	MRSPP-8	0	RA-C	4	0	2	1	1	6	PERS	PERS	\$2,973	\$365	\$0	\$365	\$871	\$2,232	\$0	\$2,277	FY16	\$46	\$1,215
Low	2	MRSPP-3	0	Evaluation Pending	8	RA-O	0	0	1	0	1	0			\$171	\$0	\$0	\$0	\$0	\$0	\$0	FY11-Comp. IRP		\$9,160	
Not Evaluated	0	MRSPP-4	1	No Known/Suspected	0	LTM	0	0	0	0	2	1			\$540	\$0	\$0	\$0	\$0	\$0	\$43	FY11-Comp. MMRP		\$22,331	
Not Required	1	MRSPP-5	0	No Longer Required	6	IRP Final RC: FY 2014 MRS Final RC: FY 2019						Total	\$16,473	\$3,198	\$5,003	\$522	\$2,984	\$2,371	\$1,094	\$2,277	FY11-Complete		\$31,491		
Total IRP Sites	18	MRSPP-6	0	Total MRSs	15																				

<p>IRP Progress in FY10: At UST 1, continued product removal and conducted additional gw sampling to evaluate plume stability. Awarded additional drilling for product evaluation</p> <p>IRP Progress Planned for FY11-FY12: Conduct additional fieldwork and request NFA if supported by field data.</p>	<p>MMRP Progress in FY10: SI Reports submitted for MRS Sites 1,5,6,7,8,10,12, & 13 to DTSC. MRP Site 15 added to program in Spring - completed fieldwork and submitted draft SI to DTSC by EOY.</p> <p>MMRP Progress Planned for FY11-FY12: Award additional removal at MRS 5. Award RI at MRS 13.</p>
---	--

NAVY - MOFFETT FIELD NAS / CA917002323800 / NPL / BRAC 1991 / RAB / C-EST

IRP Sites and MRSs by Classification				Study	35	0	0	0	0	0	0	FUND		\$53,306	\$0	\$0	\$0	\$0	\$0	\$0	\$0	\$0	FY13	\$1,265	\$0
Response Complete	28	Response Complete	0	IRA	0(0)	0(0)	0(0)	0(0)				FUND	FUND	\$29,405	\$0	\$2,560	\$0	\$0	\$0	\$0	\$0	FY14	\$1,265	\$0	
High	0	MRSPP-1	0	MRSPP-7	0	Design	15	0	1	0	0	0	FUND		\$6,415	\$0	\$0	\$0	\$0	\$0	\$0	FY15	\$1,265	\$0	
Medium	2	MRSPP-2	0	MRSPP-8	0	RA-C	13	0	2	0	0	0	FUND		\$54,450	\$0	\$7,736	\$0	\$7,084	\$0	\$2,241	FY16	\$1,286	\$0	
Low	0	MRSPP-3	0	Evaluation Pending	0	RA-O	6	0	1	0	0	0			\$34,021	\$0	\$784	\$0	\$790	\$0	\$655	FY11-Comp. IRP		\$61,363	
Not Evaluated	0	MRSPP-4	0	No Known/Suspected	0	LTM	5	0	4	0	1	0			\$8,290	\$0	\$936	\$0	\$2,508	\$0	\$414	FY11-Comp. MMRP		\$0	
Not Required	5	MRSPP-5	0	No Longer Required	0	IRP Final RC: FY 2042 MRS Final RC: FY -						Total	\$185,887	\$0	\$12,016	\$0	\$10,382	\$0	\$3,310	\$0	FY11-Complete		\$61,363		
Total IRP Sites	35	MRSPP-6	0	Total MRSs	0	Five-Year Review Completed and Planned for Future																			

<p>IRP Progress in FY10: Refer to Page F-120.</p> <p>IRP Progress Planned for FY11-FY12: Refer to Page F-120.</p>	<p>MMRP Progress in FY10: No MMRP sites identified.</p> <p>MMRP Progress Planned for FY11-FY12: No MMRP sites identified.</p>
---	---

NAVY - NORTH ISLAND NAS / CA917002311800 / RAB

IRP Sites and MRSs by Classification				Study	20	0	4	1	0	0	0	FUND	FUND	\$76,672	\$1,437	\$1,986	\$0	\$0	\$0	\$263	\$0	FY13	\$3,337	\$457
Response Complete	13	Response Complete	0	IRA	8(21)	0(0)	0(0)	0(0)				FUND	FUND	\$59,472	\$0	\$4,619	\$0	\$0	\$0	\$1,319	\$0	FY14	\$4,075	\$99
High	6	MRSPP-1	0	MRSPP-7	0	Design	3	0	1	0	1	1	FUND	FUND	\$9,958	\$0	\$271	\$0	\$105	\$0	\$0	FY15	\$4,387	\$0
Medium	3	MRSPP-2	0	MRSPP-8	0	RA-C	1	0	5	0	1	1	FUND	FUND	\$26,089	\$0	\$857	\$0	\$4,507	\$0	\$2,688	FY16	\$7,704	\$530
Low	0	MRSPP-3	0	Evaluation Pending	0	RA-O	1	0	0	0	5	1			\$1,931	\$0	\$0	\$0	\$604	\$0	\$2,502	FY11-Comp. IRP		\$46,863
Not Evaluated	0	MRSPP-4	1	No Known/Suspected	0	LTM	1	0	7	0	6	0			\$2,827	\$0	\$585	\$0	\$1,282	\$0	\$851	FY11-Comp. MMRP		\$1,240
Not Required	2	MRSPP-5	0	No Longer Required	0	IRP Final RC: FY 2018 MRS Final RC: FY 2018						Total	\$176,949	\$1,437	\$8,318	\$0	\$6,498	\$0	\$7,623	\$0	FY11-Complete		\$48,103	
Total IRP Sites	24	MRSPP-6	0	Total MRSs	1																			

<p>IRP Progress in FY10: GW monitoring at Sites 1, 5, 11, & SWMU 80. Continued TCRA at OU 24. Submitted Final ROD for IR Sites 2, 4, 5(1), and 10. Awaiting signature. Conducting removal action and implementing closure plan at OU11. SMP for FY09. Hexchrome removal action at OU20.</p> <p>IRP Progress Planned for FY11-FY12: GW monitoring at Sites 1, 5, 10 & 11. FS at SWMU80. SMP for FY10. Continue implementing closure plan at OU 11. Continue implementing removal action at OU20. Complete OU 24 TCRA.</p>	<p>MMRP Progress in FY10: Prepared and implemented SI work plan for MRP Site 8. Submitted draft SI report to regulatory agencies for comments.</p> <p>MMRP Progress Planned for FY11-FY12: Finalize SI report for MRP Site 8. Determine whether further action at site is required.</p>
--	---

*CTC Delta Reason: C-TECH-Technical Issues, C-REG-Regulatory Issues, C-EST-Estimating Criteria

**Schedule Impact Reason: TECH-Technical, CONT-Contracting, PERS-Personnel, REG-Regulatory, FUND-Funding

Note: Totals reflect installation project funding allocated to individual sites and do not include program management and other support costs.

Table E-6 Status of Installations with FY11 to Completion Cost Estimate Greater Than \$10,000,000

DoD Component - Installation / FFID / NPL or Proposed NPL / BRAC Year / RAB / CTC Delta from FY09*																			
Phase	Completed		Underway		Future		FY10 Schedule Impact**		Costs Through FY10 (\$000)		FY10 Funds Obligated (\$000)		FY11 Execution Planned (\$000)		FY12 Planning Estimate (\$000)		Estimated Costs (\$000)		
	IRP	MMRP	IRP	MMRP	IRP	MMRP	IRP	MMRP	IRP	MMRP	IRP	MMRP	IRP	MMRP	IRP	MMRP	Fiscal Year	IRP	MMRP
	Sites (Actions)						IRP	MMRP	IRP	MMRP	IRP	MMRP	IRP	MMRP	IRP	MMRP			

California

NAVY - POINT MUGU NAWs / CA917002727100 / RAB

IRP Sites and MRSs by Classification				Study	30	1	7	4	1	0	FUND	FUND	\$19,372	\$209	\$0	\$75	\$869	\$546	\$720	\$296	FY13	\$3,003	\$0	
Response Complete	22	Response Complete	0	IRA	6(8)	0(0)	0(0)	0(0)			FUND	FUND	\$15,749	\$0	\$0	\$0	\$0	\$0	\$0	\$0	FY14	\$640	\$387	
High	1	MRSPP-1	0	MRSPP-7	0	0	0	1	0		FUND	FUND	\$397	\$0	\$0	\$0	\$0	\$0	\$0	\$0	FY15	\$1,005	\$0	
Medium	2	MRSPP-2	0	MRSPP-8	2	RA-C	6	0	0	3	3	FUND	FUND	\$19,457	\$0	\$0	\$0	\$744	\$0	\$670	\$0	FY16	\$1,032	\$0
Low	6	MRSPP-3	0	Evaluation Pending	2	RA-O	5	0	3	0	2	0		\$1,727	\$0	\$87	\$0	\$1,162	\$0	\$617	\$0	FY11-Comp. IRP	\$15,342	
Not Evaluated	0	MRSPP-4	0	No Known/Suspected	0	LTM	1	0	5	0	8	2		\$623	\$0	\$36	\$0	\$163	\$0	\$275	\$0	FY11-Comp. MMRP	\$5,895	
Not Required	7	MRSPP-5	1	No Longer Required	0	IRP Final RC: FY 2026		MRS Final RC: FY 2018				Total	\$57,325	\$209	\$123	\$75	\$2,938	\$546	\$2,282	\$296	FY11-Complete	\$21,237		
Total IRP Sites	38	MRSPP-6	0	Total MRSs	5																			

<p>IRP Progress in FY10: Still awaiting State concurrence for Mugu multi-site ROD. Remedial Actions for Sites 1, 6, 24 and UST 161 underway.</p> <p>IRP Progress Planned for FY11-FY12: Continued implementation of the RAC for IRP Sites 1,6, and 24 per ROD. EE/CA planned at Site 35.</p>	<p>MMRP Progress in FY10: Final PA was completed in January 2006. SI Work Plan final. Fieldwork completed. Documentation under state review.</p> <p>MMRP Progress Planned for FY11-FY12: Follow on RI to begin after approval of funding. UXO 004 schedule may impact the planned PPV housing efforts. FY11 project activities will utilize a programmatic RI/FS to expedite the ROD.</p>
--	---

NAVY - PORT HUENEME NCBC / CA917002332300 / RAB

IRP Sites and MRSs by Classification				Study	11	0	17	2	1	0	FUND	FUND	\$43,958	\$482	\$0	\$96	\$2,106	\$0	\$1,507	\$148	FY13	\$3,034	\$0		
Response Complete	7	Response Complete	0	IRA	4(6)	0(0)	0(0)	0(0)			FUND	FUND	\$11,257	\$0	\$1,041	\$0	\$0	\$0	\$0	\$0	FY14	\$1,239	\$0		
High	4	MRSPP-1	0	MRSPP-7	0	Design	1	0	0	0	1	0	FUND	FUND	\$244	\$0	\$0	\$0	\$0	\$0	FY15	\$1,474	\$0		
Medium	7	MRSPP-2	0	MRSPP-8	2	RA-C	4	0	3	0	10	2	FUND	FUND	\$5,897	\$0	\$0	\$0	\$1,030	\$0	\$1,953	\$0	FY16	\$2,344	\$1,282
Low	8	MRSPP-3	0	Evaluation Pending	0	RA-O	1	0	1	0	2	0		\$1,270	\$0	\$285	\$0	\$354	\$0	\$275	\$0	FY11-Comp. IRP	\$19,015		
Not Evaluated	0	MRSPP-4	0	No Known/Suspected	0	LTM	0	0	2	0	12	0		\$235	\$0	\$123	\$0	\$114	\$0	\$195	\$0	FY11-Comp. MMRP	\$1,430		
Not Required	3	MRSPP-5	0	No Longer Required	0	IRP Final RC: FY 2021		MRS Final RC: FY 2016				Total	\$62,861	\$482	\$1,449	\$96	\$3,604	\$0	\$3,930	\$148	FY11-Complete	\$20,445			
Total IRP Sites	29	MRSPP-6	0	Total MRSs	2																				

<p>IRP Progress in FY10: RA-O/LTM continues for UST 02 and the IRP Site 14 landfill. PP for IRP Sites 4/9/14/20.</p> <p>IRP Progress Planned for FY11-FY12: Continue O&M at UST 02 and IRP Site 14; complete RI; FS, PP& DD for multiple IRP Sites 4,5,6,8,10,11,12a,15 & 21.</p>	<p>MMRP Progress in FY10: Final PA was completed in January 2006. SI Work Plan finalized. Fieldwork completed. Documentation under state review.</p> <p>MMRP Progress Planned for FY11-FY12: RI efforts to follow as funding is approved.</p>
---	---

NAVY - SAN CLEMENTE ISLAND NALF / CA917002753000

IRP Sites and MRSs by Classification				Study	9	1	9	0	0	0			\$14,432	\$0	\$605	\$0	\$1,058	\$0	\$0	\$0	FY13	\$179	\$0	
Response Complete	9	Response Complete	1	IRA	3(3)	0(0)	0(0)	0(0)					\$1,008	\$0	\$255	\$0	\$2,495	\$0	\$474	\$0	FY14	\$3,077	\$0	
High	0	MRSPP-1	0	MRSPP-7	0	Design	0	1	0	0	4	0		\$0	\$0	\$0	\$0	\$37	\$0	\$41	\$0	FY15	\$2,163	\$0
Medium	5	MRSPP-2	0	MRSPP-8	0	RA-C	0	1	0	0	4	0		\$287	\$0	\$0	\$0	\$563	\$0	\$1,010	\$0	FY16	\$3,185	\$0
Low	4	MRSPP-3	0	Evaluation Pending	0	RA-O	0	0	0	0	2	0		\$0	\$0	\$0	\$0	\$0	\$0	\$176	\$0	FY11-Comp. IRP	\$14,702	
Not Evaluated	0	MRSPP-4	0	No Known/Suspected	0	LTM	0	1	0	0	3	0		\$15	\$0	\$15	\$0	\$0	\$0	\$39	\$0	FY11-Comp. MMRP	\$0	
Not Required	0	MRSPP-5	0	No Longer Required	1	IRP Final RC: FY 2019		MRS Final RC: FY 2007				Total	\$15,742	\$0	\$875	\$0	\$4,153	\$0	\$1,740	\$0	FY11-Complete	\$14,702		
Total IRP Sites	18	MRSPP-6	0	Total MRSs	1																			

<p>IRP Progress in FY10: Submitted Final S/SA report for IR Sites 1,2,4,7A,10E,11,12,13, and 17. Received NFA for IR sites 7B,8, 9, and 16. Completed TCRA at Site 2. Prepared work plan for extended Site Inspection at IR Sites 1, 4, 7A, 11, 12, and 13.</p> <p>IRP Progress Planned for FY11-FY12: Additional soil removal action for IR Site 2. Implement work plan for extended Site Inspection at IR Sites 1, 4, 7A, 11, 12, and 13. Commence site assessments for UST 1 and 2.</p>	<p>MMRP Progress in FY10: No progress reported.</p> <p>MMRP Progress Planned for FY11-FY12: No actions planned.</p>
--	---

*CTC Delta Reason: C-TECH-Technical Issues, C-REG-Regulatory Issues, C-EST-Estimating Criteria

**Schedule Impact Reason: TECH-Technical, CONT-Contracting, PERS-Personnel, REG-Regulatory, FUND-Funding

Note: Totals reflect installation project funding allocated to individual sites and do not include program management and other support costs.

Table E-6 Status of Installations with FY11 to Completion Cost Estimate Greater Than \$10,000,000

DoD Component - Installation / FFID / NPL or Proposed NPL / BRAC Year / RAB / CTC Delta from FY09*																									
Phase	Completed		Underway		Future		FY10 Schedule Impact**		Costs Through FY10 (\$000)		FY10 Funds Obligated (\$000)		FY11 Execution Planned (\$000)		FY12 Planning Estimate (\$000)		Estimated Costs (\$000)								
	IRP	MMRP	IRP	MMRP	IRP	MMRP	IRP	MMRP	IRP	MMRP	IRP	MMRP	IRP	MMRP	IRP	MMRP	Fiscal Year	IRP	MMRP						
	Sites (Actions)						IRP	MMRP	IRP	MMRP	IRP	MMRP	IRP	MMRP	IRP	MMRP									
California																									
NAVY - SAN DIEGO NS / CA917002428900 / RAB / C-TECH																									
IRP Sites and MRSs by Classification				Study	14	1	9	1	1	0	REG	REG	\$48,124	\$1,503	\$1,392	\$162	\$931	\$0	\$891	\$0	FY13	\$3,192	\$401		
Response Complete	13	Response Complete	1	IRA	5(7)	0(0)	0(0)	0(0)			REG	REG	\$60,939	\$0	\$0	\$0	\$0	\$0	\$1,173	\$0	FY14	\$3,455	\$408		
High	10	MRSPP-1	0	MRSPP-7	0	Design	1	0	0	0	0	FUND	FUND	\$235	\$0	\$0	\$0	\$0	\$0	\$0	FY15	\$8,277	\$415		
Medium	0	MRSPP-2	1	MRSPP-8	0	RA-C	1	0	1	0	2	1	FUND	FUND	\$3,534	\$0	\$2,356	\$0	\$750	\$0	\$894	\$0	FY16	\$12,552	\$422
Low	0	MRSPP-3	0	Evaluation Pending	0	RA-O	4	0	1	0	0	0			\$1,235	\$0	\$55	\$0	\$30	\$0	\$56	\$0	FY11-Comp. IRP	\$40,755	
Not Evaluated	0	MRSPP-4	0	No Known/Suspected	0	LTM	1	0	0	1	7	1			\$62	\$1,955	\$0	\$1,710	\$0	\$200	\$61	\$395	FY11-Comp. MMRP	\$263,242	
Not Required	1	MRSPP-5	0	No Longer Required	1	IRP Final RC: FY 2036 MRS Final RC: FY 2028						Total	\$114,129	\$3,458	\$3,803	\$1,872	\$1,711	\$200	\$3,075	\$395	FY11-Complete	\$303,997			
Total IRP Sites	24	MRSPP-6	0	Total MRSs	2																				
IRP Progress in FY10: Continued Remedial Investigation/Feasibility Studies (RI/FS) on IRP Site 1, 2, 3, 4, 17 and 23. Continue SI at IRP Site 18 and 20. Develop pre-draft SI Work Plan for IRP Site 24.											MMRP Progress in FY10: Implement LUCs for IRP Site 6 (AKA UX006). Conduct UXO Survey within proposed Child Development Center (CDC) footprint. Prepare Public Outreach Program for IRP Site 6. Continue MRP Site 100 SI. Closed 28-locations within MRP Site 100.														
IRP Progress Planned for FY11-FY12: Planned activated for FY10 include PP and ROD for IRP Site 3 and IRP Site 4. Initiate remedial activities at IRP Site 3. Continue RI/FS for IRP Site 1, and 2. Continue SI at IRP Site 18 and 20 and Initiate SI at IRP-24.											MMRP Progress Planned for FY11-FY12: Develop and Implement IRP Site 6 ̇ Public Outreach Program. Continue MRP Site 100 investigation and evaluate potential Navy dredge areas for UXO.														
NAVY - SEAL BEACH NWS / CA917002449100 / RAB																									
IRP Sites and MRSs by Classification				Study	77	3	2	3	0	0	REG	REG	\$39,794	\$1,053	\$952	\$0	\$348	\$0	\$604	\$850	FY13	\$1,003	\$1,456		
Response Complete	56	Response Complete	3	IRA	17(18)	0(0)	0(0)	0(0)			REG	REG	\$16,608	\$0	\$0	\$0	\$0	\$0	\$0	\$0	FY14	\$810	\$0		
High	1	MRSPP-1	0	MRSPP-7	1	Design	2	0	0	0	0	1	FUND	FUND	\$2,908	\$0	\$0	\$0	\$0	\$0	\$0	FY15	\$642	\$0	
Medium	1	MRSPP-2	0	MRSPP-8	0	RA-C	5	0	1	0	0	1	FUND	FUND	\$7,578	\$0	\$162	\$0	\$525	\$0	\$0	\$0	FY16	\$17,373	\$185
Low	1	MRSPP-3	0	Evaluation Pending	0	RA-O	2	0	1	0	0	0			\$12,233	\$0	\$1,048	\$0	\$800	\$0	\$814	\$0	FY11-Comp. IRP	\$27,551	
Not Evaluated	0	MRSPP-4	0	No Known/Suspected	0	LTM	2	0	1	0	2	0			\$2,364	\$0	\$297	\$0	\$375	\$0	\$173	\$0	FY11-Comp. MMRP	\$9,300	
Not Required	20	MRSPP-5	2	No Longer Required	3	IRP Final RC: FY 2022 MRS Final RC: FY 2019						Total	\$81,485	\$1,053	\$2,459	\$0	\$2,048	\$0	\$1,591	\$850	FY11-Complete	\$36,851			
Total IRP Sites	79	MRSPP-6	0	Total MRSs	6	Five-Year Review Underway																			
IRP Progress in FY10: Completed bio-remedial optimization/RA-O. Completed RA-C and implemented RAO for Site 70. Continued LTM at Site 7. Completed phase 1 site investigation at UST 007.											MMRP Progress in FY10: Awarded Site Inspection for MRP Sites UXO 1, 2, 6, AOC1 and AOC2.														
IRP Progress Planned for FY11-FY12: Begin LTM at Site 40. Continue RA-O at Site 70. Initiate FS/ROD at Site 74. Continue LTM at Site 7. Complete additional investigation to close out UST 007. Start groundwater investigation at Site 75 (Ag. Well)											MMRP Progress Planned for FY11-FY12: Complete Site Inspection for UXOs 1, 2, 6, AOC1 and AOC2.														
NAVY - TREASURE ISLAND NS / CA917002333000 / BRAC 1993 / RAB / C-EST																									
IRP Sites and MRSs by Classification				Study	27	0	8	0	0	0			\$44,491	\$0	\$455	\$0	\$897	\$0	\$270	\$0	FY13	\$137	\$0		
Response Complete	22	Response Complete	0	IRA	0(0)	0(0)	0(0)	0(0)					\$77,933	\$0	\$10,764	\$0	\$3,369	\$0	\$2,304	\$0	FY14	\$384	\$0		
High	7	MRSPP-1	0	MRSPP-7	0	Design	4	0	2	0	4	0			\$3,354	\$0	\$61	\$0	\$0	\$0	\$68	\$0	FY15	\$78	\$0
Medium	3	MRSPP-2	0	MRSPP-8	0	RA-C	2	0	6	0	4	0			\$37,622	\$0	\$881	\$0	\$484	\$0	\$2,035	\$0	FY16	\$309	\$0
Low	1	MRSPP-3	0	Evaluation Pending	0	RA-O	2	0	0	0	2	0			\$461	\$0	\$0	\$0	\$162	\$0	\$242	\$0	FY11-Comp. IRP	\$26,787	
Not Evaluated	0	MRSPP-4	0	No Known/Suspected	0	LTM	3	0	2	0	11	0			\$1,634	\$0	\$0	\$0	\$660	\$0	\$264	\$0	FY11-Comp. MMRP	\$0	
Not Required	2	MRSPP-5	0	No Longer Required	0	IRP Final RC: FY 2032 MRS Final RC: FY -						Total	\$165,495	\$0	\$12,161	\$0	\$5,572	\$0	\$5,183	\$0	FY11-Complete	\$26,787			
Total IRP Sites	35	MRSPP-6	0	Total MRSs	0	Five-Year Review Planned for Future																			
IRP Progress in FY10: Refer to Page F-178.											MMRP Progress in FY10: No MMRP sites identified.														
IRP Progress Planned for FY11-FY12: Refer to Page F-178.											MMRP Progress Planned for FY11-FY12: No MMRP sites identified.														

*CTC Delta Reason: C-TECH-Technical Issues, C-REG-Regulatory Issues, C-EST-Estimating Criteria

**Schedule Impact Reason: TECH-Technical, CONT-Contracting, PERS-Personnel, REG-Regulatory, FUND-Funding

Note: Totals reflect installation project funding allocated to individual sites and do not include program management and other support costs.

Table E-6 Status of Installations with FY11 to Completion Cost Estimate Greater Than \$10,000,000

DoD Component - Installation / FFID / NPL or Proposed NPL / BRAC Year / RAB / CTC Delta from FY09*																			
Phase	Completed		Underway		Future		FY10 Schedule Impact**		Costs Through FY10 (\$000)		FY10 Funds Obligated (\$000)		FY11 Execution Planned (\$000)		FY12 Planning Estimate (\$000)		Estimated Costs (\$000)		
	IRP	MMRP	IRP	MMRP	IRP	MMRP	IRP	MMRP	IRP	MMRP	IRP	MMRP	IRP	MMRP	IRP	MMRP	Fiscal Year	IRP	MMRP
	Sites (Actions)						IRP	MMRP	IRP	MMRP	IRP	MMRP	IRP	MMRP	IRP	MMRP			

California

NAVY - TREASURE ISLAND NS HUNTERS PT ANNEX / CA917002278400 / NPL / BRAC 1991 / RAB

IRP Sites and MRSs by Classification										Study	66	0	4	0	0	0			\$181,984	\$0	\$3,998	\$0	\$354	\$0	\$0	\$0	FY13	\$39,565	\$0
Response Complete	64	Response Complete	0							IRA	0(0)	0(0)	0(0)	0(0)					\$301,205	\$0	\$40,876	\$0	\$13,738	\$0	\$20,679	\$0	FY14	\$42,615	\$0
High	4	MRSPP-1	0	MRSPP-7	0	Design	10	0	4	0	1	0							\$13,363	\$0	\$1,987	\$0	\$2,890	\$0	\$2,019	\$0	FY15	\$38,614	\$0
Medium	2	MRSPP-2	0	MRSPP-8	0	RA-C	10	0	5	0	1	0							\$152,890	\$0	\$27,059	\$0	\$24,671	\$0	\$36,544	\$0	FY16	\$39,040	\$0
Low	0	MRSPP-3	0	Evaluation Pending	0	RA-O	0	0	0	0	1	0							\$373	\$0	\$0	\$0	\$0	\$0	\$0	\$0	FY11-Comp. IRP	\$450,601	\$0
Not Evaluated	0	MRSPP-4	0	No Known/Suspected	0	LTM	0	0	3	0	3	0							\$27,706	\$0	\$8,990	\$0	\$110	\$0	\$232	\$0	FY11-Comp. MMRP	\$0	\$0
Not Required	0	MRSPP-5	0	No Longer Required	0	IRP Final RC: FY 2021 MRS Final RC: FY -						Total	\$677,521	\$0	\$82,910	\$0	\$41,763	\$0	\$59,474	\$0					FY11-Complete	\$450,601	\$0		
Total IRP Sites	70	MRSPP-6	0	Total MRSs	0	Five-Year Review Completed and Planned for Future																							

IRP Progress in FY10: Refer to Page F-88.

IRP Progress Planned for FY11-FY12: Refer to Page F-88.

MMRP Progress in FY10: No MMRP sites identified.

MMRP Progress Planned for FY11-FY12: No MMRP sites identified.

NAVY - TUSTIN MCAS / CA917302478300 / BRAC 1991/1995 / RAB

IRP Sites and MRSs by Classification										Study	12	0	0	0	0	0	FUND	Study	\$19,519	\$0	\$0	\$0	\$0	\$0	\$0	\$0	FY13	\$894	\$0
Response Complete	7	Response Complete	0							IRA	0(0)	0(0)	0(0)	0(0)			FUND		\$27,602	\$0	\$0	\$0	\$0	\$0	\$0	\$0	FY14	\$993	\$0
High	0	MRSPP-1	0	MRSPP-7	0	Design	3	0	2	0	0	0	FUND						\$2,925	\$0	\$0	\$0	\$0	\$0	\$0	\$0	FY15	\$921	\$0
Medium	2	MRSPP-2	0	MRSPP-8	0	RA-C	3	0	2	0	0	0	FUND						\$13,839	\$0	\$0	\$0	\$0	\$0	\$0	\$0	FY16	\$937	\$0
Low	0	MRSPP-3	0	Evaluation Pending	0	RA-O	0	0	3	0	2	0							\$6,389	\$0	\$804	\$0	\$780	\$0	\$490	\$0	FY11-Comp. IRP	\$14,782	\$0
Not Evaluated	0	MRSPP-4	0	No Known/Suspected	0	LTM	0	0	1	0	0	0							\$634	\$0	\$85	\$0	\$224	\$0	\$109	\$0	FY11-Comp. MMRP	\$0	\$0
Not Required	3	MRSPP-5	0	No Longer Required	0	IRP Final RC: FY 2037 MRS Final RC: FY -						Total	\$70,908	\$0	\$889	\$0	\$1,004	\$0	\$599	\$0					FY11-Complete	\$14,782	\$0		
Total IRP Sites	12	MRSPP-6	0	Total MRSs	0	Five-Year Review Completed and Planned for Future																							

IRP Progress in FY10: Refer to Page F-181.

IRP Progress Planned for FY11-FY12: Refer to Page F-181.

MMRP Progress in FY10: No MMRP sites identified.

MMRP Progress Planned for FY11-FY12: No MMRP sites identified.

NAVY - TWENTYNINE PALMS MCAGCC / CA917302434900 / C-TECH

IRP Sites and MRSs by Classification										Study	64	0	0	2	0	0	FUND	FUND	\$17,290	\$230	\$0	\$230	\$0	\$0	\$0	\$0	FY13	\$467	\$0	
Response Complete	60	Response Complete	0							IRA	12(12)	0(0)	0(0)	0(0)						\$9,257	\$0	\$0	\$0	\$0	\$0	\$0	\$0	FY14	\$495	\$0
High	0	MRSPP-1	0	MRSPP-7	0	Design	1	0	0	0	0	2							\$236	\$0	\$0	\$0	\$0	\$0	\$0	\$0	FY15	\$342	\$0	
Medium	0	MRSPP-2	0	MRSPP-8	0	RA-C	15	0	0	0	0	2							\$3,529	\$0	\$0	\$0	\$0	\$0	\$0	\$0	FY16	\$448	\$0	
Low	0	MRSPP-3	0	Evaluation Pending	2	RA-O	2	0	0	0	0	0							\$939	\$0	\$0	\$0	\$0	\$0	\$0	\$0	FY11-Comp. IRP	\$9,169	\$0	
Not Evaluated	0	MRSPP-4	0	No Known/Suspected	0	LTM	10	0	8	0	3	2							\$3,262	\$0	\$298	\$0	\$630	\$0	\$821	\$0	FY11-Comp. MMRP	\$5,900	\$0	
Not Required	4	MRSPP-5	0	No Longer Required	0	IRP Final RC: FY 2013 MRS Final RC: FY 2020						Total	\$34,513	\$230	\$298	\$230	\$630	\$0	\$821	\$0					FY11-Complete	\$15,069	\$0			
Total IRP Sites	64	MRSPP-6	0	Total MRSs	2																									

IRP Progress in FY10: Received signed closure documentation for 5 sites. Completed removal action at 4 sites and requested site closure. Continued operation of soil vapor extraction system at an underground storage tank site to accomplish cleanup goals.

IRP Progress Planned for FY11-FY12: Additional field testing planned at several sites to allow for site closures. Submit revised risk assessments. Prepare FS, PP, ROD, and LUCIP to document institutional controls required at several sites.

MMRP Progress in FY10: Submitted Site Inspection reports for the two MRP sites.

MMRP Progress Planned for FY11-FY12: Conduct additional field testing in small area of UXO 2 where construction is planned in the immediate future.

*CTC Delta Reason: C-TECH-Technical Issues, C-REG-Regulatory Issues, C-EST-Estimating Criteria

**Schedule Impact Reason: TECH-Technical, CONT-Contracting, PERS-Personnel, REG-Regulatory, FUND-Funding

Note: Totals reflect installation project funding allocated to individual sites and do not include program management and other support costs.

Table E-6 Status of Installations with FY11 to Completion Cost Estimate Greater Than \$10,000,000

DoD Component - Installation / FFID / NPL or Proposed NPL / BRAC Year / RAB / CTC Delta from FY09*																			
Phase	Completed		Underway		Future		FY10 Schedule Impact**		Costs Through FY10 (\$000)		FY10 Funds Obligated (\$000)		FY11 Execution Planned (\$000)		FY12 Planning Estimate (\$000)		Estimated Costs (\$000)		
	IRP	MMRP	IRP	MMRP	IRP	MMRP	IRP	MMRP	IRP	MMRP	IRP	MMRP	IRP	MMRP	IRP	MMRP	Fiscal Year	IRP	MMRP
	Sites (Actions)						IRP	MMRP	IRP	MMRP	IRP	MMRP	IRP	MMRP	IRP	MMRP			

California

AIR FORCE - BEALE AIR FORCE BASE / CA957212450800 / BRAC 2005 Realignment / RAB / C-EST

IRP Sites and MRSs by Classification				Study	41	19	3	61	12	3			\$41,995	\$12,662	\$674	\$9,652	\$2,253	\$10,947	\$0	\$0	FY13	\$4,398	\$22,396	
Response Complete	20	Response Complete	2	IRA	25(37)	0(0)	7(7)	0(0)					\$45,962	\$0	\$2,282	\$0	\$0	\$0	\$0	\$0	FY14	\$3,009	\$8,307	
High	0	MRSPP-1	0	MRSPP-7	0	Design	9	0	4	0	1	61	\$6,315	\$0	\$0	\$0	\$0	\$0	\$0	\$0	FY15	\$9,544	\$1,950	
Medium	6	MRSPP-2	0	MRSPP-8	0	RA-C	13	0	4	0	3	61	\$32,336	\$0	\$0	\$0	\$0	\$0	\$0	\$0	FY16	\$2,859	\$1,756	
Low	3	MRSPP-3	0	Evaluation Pending	81	RA-O	3	0	12	0	11	0	\$19,210	\$0	\$3,138	\$0	\$399	\$0	\$3,023	\$0	FY11-Comp. IRP		\$29,714	
Not Evaluated	16	MRSPP-4	0	No Known/Suspected	0	LTM	3	0	0	0	3	61	\$5,381	\$0	\$0	\$0	\$200	\$0	\$0	\$0	FY11-Comp. MMRP		\$70,822	
Not Required	11	MRSPP-5	0	No Longer Required	2	IRP Final RC: FY 2033 MRS Final RC: FY 2014						Total	\$151,199	\$12,662	\$6,094	\$9,652	\$2,852	\$10,947	\$3,023	\$0	FY11-Complete		\$100,536	
Total IRP Sites	56	MRSPP-6	0	Total MRSs	83																			

<p>IRP Progress in FY10: Basewide RI was initiated for MMRP sites. Also, an interim remedial action was initiated for a former MOGAS facility as well as groundwater monitoring well installations.</p> <p>IRP Progress Planned for FY11-FY12: A 5 year review is planned and projected to be funded for the installation.</p>	<p>MMRP Progress in FY10: Completed the draft final basewide CSE Phase II Report. All MMRP Sites were scored under the MRSPP requirement. A basewide RI with EE/CAs was awarded in FY10.</p> <p>MMRP Progress Planned for FY11-FY12: Complete the RI and EE/CAs scoped and awarded in FY10.</p>
--	---

AIR FORCE - EDWARDS AIR FORCE BASE / CA957172450400 / NPL / BRAC 2005 Realignment / RAB / C-TECH / C-REG / C-EST

IRP Sites and MRSs by Classification				Study	242	7	20	6	8	8			\$162,308	\$10,033	\$13,386	\$0	\$3,065	\$0	\$2,478	\$0	FY13	\$52,910	\$6,759	
Response Complete	204	Response Complete	0	IRA	94(144)	0(0)	39(47)	0(0)					\$137,849	\$0	\$10,167	\$0	\$2,928	\$0	\$14,278	\$0	FY14	\$18,457	\$26,833	
High	0	MRSPP-1	0	MRSPP-7	0	Design	9	0	7	0	18	0	\$10,125	\$0	\$1,066	\$0	\$0	\$0	\$0	\$0	FY15	\$19,357	\$55,192	
Medium	13	MRSPP-2	0	MRSPP-8	0	RA-C	35	0	8	0	21	12	\$20,313	\$0	\$0	\$0	\$0	\$0	\$10,462	\$0	FY16	\$34,339	\$58,623	
Low	33	MRSPP-3	0	Evaluation Pending	21	RA-O	16	0	13	0	40	6	\$59,139	\$0	\$5,294	\$0	\$10,235	\$0	\$13,637	\$0	FY11-Comp. IRP		\$667,808	
Not Evaluated	8	MRSPP-4	0	No Known/Suspected	0	LTM	2	0	1	0	39	12	\$7,938	\$0	\$535	\$0	\$56	\$0	\$0	\$0	FY11-Comp. MMRP		\$325,857	
Not Required	12	MRSPP-5	0	No Longer Required	0	IRP Final RC: FY 2038 MRS Final RC: FY 2024						Total	\$397,672	\$10,033	\$30,448	\$0	\$16,284	\$0	\$40,855	\$0	FY11-Complete		\$993,665	
Total IRP Sites	270	MRSPP-6	0	Total MRSs	21	Five-Year Review Planned for Future																		

<p>IRP Progress in FY10: Refer to Page F-50.</p> <p>IRP Progress Planned for FY11-FY12: Refer to Page F-50.</p>	<p>MMRP Progress in FY10: Refer to Page F-50.</p> <p>MMRP Progress Planned for FY11-FY12: Refer to Page F-50.</p>
---	---

AIR FORCE - GEORGE AFB / CA957002445300 / NPL / BRAC 1988 / RAB / C-EST

IRP Sites and MRSs by Classification				Study	66	5	11	3	0	0			\$25,988	\$55	\$1,405	\$55	\$590	\$0	\$0	\$0	FY13	\$0	\$0	
Response Complete	62	Response Complete	3	IRA	30(32)	0(0)	7(8)	0(0)					\$25,988	\$0	\$1,262	\$0	\$1,060	\$0	\$0	\$0	FY14	\$0	\$0	
High	1	MRSPP-1	0	MRSPP-7	0	Design	1	0	0	0	0	0	\$1,644	\$0	\$0	\$0	\$0	\$0	\$0	\$0	FY15	\$0	\$0	
Medium	0	MRSPP-2	0	MRSPP-8	0	RA-C	1	0	0	0	0	3	\$32,277	\$0	\$0	\$0	\$0	\$0	\$0	\$3	FY16	\$0	\$0	
Low	0	MRSPP-3	0	Evaluation Pending	5	RA-O	1	0	4	2	8	0	\$30,941	\$0	\$990	\$0	\$2,210	\$1,144	\$12,562	\$0	FY11-Comp. IRP		\$45,414	
Not Evaluated	10	MRSPP-4	0	No Known/Suspected	0	LTM	5	0	14	0	10	0	\$7,786	\$0	\$234	\$0	\$487	\$0	\$10,913	\$0	FY11-Comp. MMRP		\$1,147	
Not Required	4	MRSPP-5	0	No Longer Required	3	IRP Final RC: FY 2040 MRS Final RC: FY 2012						Total	\$124,634	\$55	\$3,891	\$55	\$4,347	\$1,144	\$23,475	\$3	FY11-Complete		\$46,561	
Total IRP Sites	77	MRSPP-6	0	Total MRSs	8	Five-Year Review Completed and Planned for Future																		

<p>IRP Progress in FY10: Refer to Page F-80.</p> <p>IRP Progress Planned for FY11-FY12: Refer to Page F-80.</p>	<p>MMRP Progress in FY10: Refer to Page F-80.</p> <p>MMRP Progress Planned for FY11-FY12: Refer to Page F-80.</p>
---	---

*CTC Delta Reason: C-TECH-Technical Issues, C-REG-Regulatory Issues, C-EST-Estimating Criteria

**Schedule Impact Reason: TECH-Technical, CONT-Contracting, PERS-Personnel, REG-Regulatory, FUND-Funding

Note: Totals reflect installation project funding allocated to individual sites and do not include program management and other support costs.

Table E-6 Status of Installations with FY11 to Completion Cost Estimate Greater Than \$10,000,000

DoD Component - Installation / FFID / NPL or Proposed NPL / BRAC Year / RAB / CTC Delta from FY09*																			
Phase	Completed		Underway		Future		FY10 Schedule Impact**		Costs Through FY10 (\$000)		FY10 Funds Obligated (\$000)		FY11 Execution Planned (\$000)		FY12 Planning Estimate (\$000)		Estimated Costs (\$000)		
	IRP	MMRP	IRP	MMRP	IRP	MMRP	IRP	MMRP	IRP	MMRP	IRP	MMRP	IRP	MMRP	IRP	MMRP	Fiscal Year	IRP	MMRP
	Sites (Actions)						IRP	MMRP	IRP	MMRP	IRP	MMRP	IRP	MMRP	IRP	MMRP			

California

AIR FORCE - MARCH AIR FORCE BASE / CA957212452700 / NPL / BRAC 1993/2005 Realignment / RAB / C-TECH / C-REG / C-EST

IRP Sites and MRSs by Classification				Study	48	3	0	0	2	0			\$12,124	\$0	\$117	\$0	\$126	\$0	\$1,242	\$0	FY13	\$2,534	\$0	
Response Complete	40	Response Complete	3	IRA	0(0)	0(0)	0(0)	0(0)					\$31,041	\$0	\$0	\$0	\$0	\$0	\$0	\$0	FY14	\$2,235	\$0	
High	0	MRSPP-1	0	MRSPP-7	0	0	0	0	0	0			\$1,742	\$0	\$0	\$0	\$0	\$0	\$0	\$0	FY15	\$2,274	\$0	
Medium	1	MRSPP-2	0	MRSPP-8	0	RA-C	0	0	0	0			\$87,013	\$0	\$0	\$0	\$0	\$0	\$0	\$0	FY16	\$1,720	\$0	
Low	0	MRSPP-3	0	Evaluation Pending	0	RA-O	0	0	0	0			\$21,581	\$0	\$1,292	\$0	\$2,098	\$0	\$2,236	\$0	FY11-Comp. IRP		\$38,184	
Not Evaluated	2	MRSPP-4	0	No Known/Suspected	0	LTM	0	0	0	0			\$6,236	\$0	\$1,095	\$0	\$706	\$0	\$2,105	\$0	FY11-Comp. MMRP		\$0	
Not Required	7	MRSPP-5	0	No Longer Required	3	IRP Final RC: FY 2041 MRS Final RC: FY 1999					Total	\$159,737	\$0	\$2,504	\$0	\$2,930	\$0	\$5,583	\$0	FY11-Complete		\$38,184		
Total IRP Sites	50	MRSPP-6	0	Total MRSs	3	Five-Year Review Completed and Planned for Future																		

IRP Progress in FY10: Refer to Page F-109.	MMRP Progress in FY10: Refer to Page F-109.
IRP Progress Planned for FY11-FY12: Refer to Page F-109.	MMRP Progress Planned for FY11-FY12: Refer to Page F-109.

AIR FORCE - MATHER AFB / CA957002474300 / NPL / BRAC 1988 / RAB / C-EST

IRP Sites and MRSs by Classification				Study	89	5	0	0	0	0			\$58,701	\$0	\$0	\$0	\$0	\$0	\$0	\$0	FY13	\$0	\$0	
Response Complete	74	Response Complete	4	IRA	44(52)	0(0)	0(0)	0(0)					\$5,921	\$0	\$0	\$0	\$0	\$0	\$0	\$0	FY14	\$0	\$0	
High	0	MRSPP-1	0	MRSPP-7	0	Design	28	0	0	0	0			\$9,308	\$0	\$0	\$0	\$0	\$0	\$0	FY15	\$0	\$0	
Medium	0	MRSPP-2	0	MRSPP-8	0	RA-C	29	0	0	1	0			\$49,271	\$1,412	\$0	\$1,412	\$0	\$0	\$0	FY16	\$3,171	\$0	
Low	0	MRSPP-3	0	Evaluation Pending	1	RA-O	6	0	15	0	0			\$86,530	\$0	\$8,848	\$0	\$0	\$0	\$0	FY11-Comp. IRP		\$47,117	
Not Evaluated	0	MRSPP-4	0	No Known/Suspected	0	LTM	5	0	3	0	14			\$3,629	\$0	\$115	\$0	\$0	\$0	\$0	FY11-Comp. MMRP		\$0	
Not Required	15	MRSPP-5	0	No Longer Required	4	IRP Final RC: FY 2067 MRS Final RC: FY 2011					Total	\$213,360	\$1,412	\$8,963	\$1,412	\$0	\$0	\$0	\$0	\$0	FY11-Complete		\$47,117	
Total IRP Sites	89	MRSPP-6	0	Total MRSs	5	Five-Year Review Completed and Planned for Future																		

IRP Progress in FY10: Refer to Page F-113.	MMRP Progress in FY10: Refer to Page F-113.
IRP Progress Planned for FY11-FY12: Refer to Page F-113.	MMRP Progress Planned for FY11-FY12: Refer to Page F-113.

AIR FORCE - MCCLELLAN AFB / CA957172433700 / NPL / BRAC 1995 / RAB / C-EST

IRP Sites and MRSs by Classification				Study	82	1	242	1	0	0			\$311,667	\$1,340	\$13,791	\$0	\$1,364	\$108	\$0	\$0	FY13	\$90,810	\$0	
Response Complete	42	Response Complete	1	IRA	170(354)	0(0)	193(193)	0(0)					\$134,478	\$0	\$4,570	\$0	\$259	\$0	\$0	\$0	FY14	\$98,653	\$0	
High	86	MRSPP-1	0	MRSPP-7	0	Design	9	0	1	0	271			\$55,222	\$0	\$323	\$0	\$406	\$0	\$3,681	\$0	FY15	\$98,793	\$0
Medium	41	MRSPP-2	0	MRSPP-8	0	RA-C	2	0	8	0	273			\$78,637	\$0	\$1,462	\$0	\$1,399	\$0	\$32,176	\$0	FY16	\$94,057	\$0
Low	19	MRSPP-3	0	Evaluation Pending	1	RA-O	0	0	1	0	3	1		\$59,701	\$0	\$82	\$0	\$105	\$2,941	\$288	\$0	FY11-Comp. IRP		\$573,993
Not Evaluated	135	MRSPP-4	0	No Known/Suspected	0	LTM	0	0	6	0	153			\$1,420	\$0	\$0	\$0	\$1	\$0	\$8,242	\$0	FY11-Comp. MMRP		\$3,049
Not Required	1	MRSPP-5	0	No Longer Required	1	IRP Final RC: FY 2066 MRS Final RC: FY 2012					Total	\$641,125	\$1,340	\$20,228	\$0	\$3,534	\$3,049	\$44,387	\$0	\$0	FY11-Complete		\$577,042	
Total IRP Sites	324	MRSPP-6	0	Total MRSs	2	Five-Year Review Completed and Planned for Future																		

IRP Progress in FY10: Refer to Page F-115.	MMRP Progress in FY10: Refer to Page F-115.
IRP Progress Planned for FY11-FY12: Refer to Page F-115.	MMRP Progress Planned for FY11-FY12: Refer to Page F-115.

*CTC Delta Reason: C-TECH-Technical Issues, C-REG-Regulatory Issues, C-EST-Estimating Criteria

**Schedule Impact Reason: TECH-Technical, CONT-Contracting, PERS-Personnel, REG-Regulatory, FUND-Funding

Note: Totals reflect installation project funding allocated to individual sites and do not include program management and other support costs.

Table E-6 Status of Installations with FY11 to Completion Cost Estimate Greater Than \$10,000,000

DoD Component - Installation / FFID / NPL or Proposed NPL / BRAC Year / RAB / CTC Delta from FY09*																									
Phase	Completed				Underway				Future				FY10 Schedule Impact**		Costs Through FY10 (\$000)		FY10 Funds Obligated (\$000)		FY11 Execution Planned (\$000)		FY12 Planning Estimate (\$000)		Estimated Costs (\$000)		
	IRP	MMRP	IRP	MMRP	IRP	MMRP	IRP	MMRP	IRP	MMRP	IRP	MMRP	IRP	MMRP	IRP	MMRP	IRP	MMRP	IRP	MMRP	Fiscal Year	IRP	MMRP		
	Sites (Actions)										IRP	MMRP	IRP	MMRP	IRP	MMRP	IRP	MMRP	IRP	MMRP					

California

AIR FORCE - TRAVIS AIR FORCE BASE / CA957182457500 / NPL / RAB / C-EST

IRP Sites and MRSs by Classification										Study	42	0	0	2	6	0			\$39,539	\$1,402	\$0	\$951	\$0	\$0	\$0	\$1,402	FY13	\$12,804	\$591	
Response Complete	19	Response Complete	0							IRA	25(48)	0(0)	19(21)	0(0)					\$37,249	\$0	\$147	\$0	\$4,140	\$0	\$0	\$0	FY14	\$1,431	\$213	
High	0	MRSPP-1	0	MRSPP-7	0	Design	17	0	2	0	0	1						\$10,592	\$0	\$0	\$0	\$0	\$0	\$0	\$0	FY15	\$1,500	\$50		
Medium	1	MRSPP-2	0	MRSPP-8	0	RA-C	12	0	16	0	0	2						\$22,135	\$0	\$1,176	\$0	\$0	\$0	\$2,176	\$0	FY16	\$1,580	\$45		
Low	0	MRSPP-3	0	Evaluation Pending	2	RA-O	1	0	1	0	21	0						\$3,132	\$0	\$0	\$0	\$0	\$0	\$0	\$0	FY11-Comp. IRP		\$47,721		
Not Evaluated	6	MRSPP-4	0	No Known/Suspected	0	LTM	1	0	1	0	21	2						\$2,226	\$0	\$0	\$0	\$0	\$0	\$0	\$0	FY11-Comp. MMRP		\$2,963		
Not Required	22	MRSPP-5	0	No Longer Required	0	IRP Final RC: FY 2036 MRS Final RC: FY 2014						Total	\$114,873	\$1,402	\$1,323	\$951	\$4,140	\$0	\$2,176	\$1,402	FY11-Complete		\$50,684							
Total IRP Sites	48	MRSPP-6	0	Total MRSs	2	Five-Year Review Completed and Planned for Future																								

IRP Progress in FY10: Refer to Page F-177.	MMRP Progress in FY10: Refer to Page F-177.
IRP Progress Planned for FY11-FY12: Refer to Page F-177.	MMRP Progress Planned for FY11-FY12: Refer to Page F-177.

AIR FORCE - VANDENBERG AIR FORCE BASE / CA957112514900 / RAB

IRP Sites and MRSs by Classification										Study	221	35	10	12	246	0			\$134,190	\$10,178	\$12,221	\$3,821	\$9,196	\$0	\$5,300	\$3,805	FY13	\$11,365	\$1,394		
Response Complete	212	Response Complete	9							IRA	51(67)	0(0)	9(17)	11(11)				\$48,554	\$46,207	\$0	\$14,784	\$7,729	\$0	\$0	\$0	FY14	\$7,703	\$10,845			
High	2	MRSPP-1	0	MRSPP-7	0	Design	3	0	6	0	1	0						\$5,697	\$0	\$0	\$0	\$848	\$0	\$0	\$0	FY15	\$6,854	\$644			
Medium	14	MRSPP-2	0	MRSPP-8	0	RA-C	26	0	6	0	3	10						\$7,497	\$0	\$0	\$0	\$0	\$0	\$15,809	\$0	FY16	\$1,232	\$581			
Low	2	MRSPP-3	0	Evaluation Pending	38	RA-O	0	0	1	0	12	0						\$3,044	\$0	\$0	\$0	\$0	\$0	\$586	\$0	FY11-Comp. IRP		\$85,879			
Not Evaluated	246	MRSPP-4	0	No Known/Suspected	0	LTM	0	0	3	0	18	10						\$3,606	\$0	\$702	\$0	\$0	\$0	\$311	\$0	FY11-Comp. MMRP		\$23,730			
Not Required	1	MRSPP-5	0	No Longer Required	9	IRP Final RC: FY 2037 MRS Final RC: FY 2021						Total	\$202,588	\$56,385	\$12,923	\$18,605	\$17,773	\$0	\$22,006	\$3,805	FY11-Complete		\$109,609								
Total IRP Sites	477	MRSPP-6	0	Total MRSs	47	Five-Year Review Completed and Planned for Future																									

IRP Progress in FY10: Support: GIS Data Management; Community Advisory Board ; Community Relations; Administrative Record Support; Basewide investigative Derived Waste; Basewide Performance Based Contract; Site 2 Treatment for Benzene Rebound; Sampling to Support Low Risk Closure; Deep Aquifer Data Gathering Support FS; Site 3 FS; Site 15 Distal Plume Treatability Study; Site 15 Data Gap Sampling; Site 20 ROD; ST045 Basewide DD; Basewide Natural / Cultural Monitoring; RW146 Former AGC; Basewide ROD.	MMRP Progress in FY10: Awarded multiple site RI and surface clearance actions.
IRP Progress Planned for FY11-FY12: GIS DATA MANAGEMENT; GEITA CAB Support; GEITA CAB Support; GEITA ADMINISTRATIVE RECORD SUPPORT; GEITA Contractor Support; Basewide IDW; Basewide Performance Based Contract; Site 13 PCB Soil Excavation; Site 13 ERP-O Team Exit Strategy; Site 23 Stockpiled Soil Disposal; and Basewide Natural / Cultural Monitoring.	MMRP Progress Planned for FY11-FY12: Complete the surface clearances and RIs scoped and awarded in FY10.

DEFENSE LOGISTICS AGENCY - DD SAN JOAQUIN, SHARPE FACILITY / CA997152083200 / NPL / C-REG / C-EST

IRP Sites and MRSs by Classification										Study	152	0	0	0	0	0			\$10,106	\$0	\$0	\$0	\$0	\$0	\$0	\$0	FY13	\$1,581	\$0	
Response Complete	143	Response Complete	0							IRA	12(21)	0(0)	0(0)	0(0)				\$200	\$0	\$0	\$0	\$0	\$0	\$0	\$0	FY14	\$1,254	\$0		
High	0	MRSPP-1	0	MRSPP-7	0	Design	44	0	0	0	0	0						\$2,903	\$0	\$0	\$0	\$0	\$0	\$0	\$0	FY15	\$1,118	\$0		
Medium	0	MRSPP-2	0	MRSPP-8	0	RA-C	44	0	0	0	0	0						\$26,039	\$0	\$0	\$0	\$0	\$0	\$0	\$0	FY16	\$1,118	\$0		
Low	0	MRSPP-3	0	Evaluation Pending	0	RA-O	11	0	9	0	0	0						\$41,745	\$0	\$2,861	\$0	\$1,923	\$0	\$1,392	\$0	FY11-Comp. IRP		\$101,840		
Not Evaluated	0	MRSPP-4	0	No Known/Suspected	0	LTM	8	0	0	0	8	0						\$364	\$0	\$0	\$0	\$14	\$0	\$14	\$0	FY11-Comp. MMRP		\$0		
Not Required	9	MRSPP-5	0	No Longer Required	0	IRP Final RC: FY 2047 MRS Final RC: FY -						Total	\$81,357	\$0	\$2,861	\$0	\$1,937	\$0	\$1,406	\$0	FY11-Complete		\$101,840							
Total IRP Sites	152	MRSPP-6	0	Total MRSs	0	Five-Year Review Completed and Planned for Future																								

IRP Progress in FY10: Refer to Page F-42.	MMRP Progress in FY10: No MMRP sites identified.
IRP Progress Planned for FY11-FY12: Refer to Page F-42.	MMRP Progress Planned for FY11-FY12: No MMRP sites identified.

*CTC Delta Reason: C-TECH-Technical Issues, C-REG-Regulatory Issues, C-EST-Estimating Criteria

**Schedule Impact Reason: TECH-Technical, CONT-Contracting, PERS-Personnel, REG-Regulatory, FUND-Funding

Note: Totals reflect installation project funding allocated to individual sites and do not include program management and other support costs.

Table E-6 Status of Installations with FY11 to Completion Cost Estimate Greater Than \$10,000,000

DoD Component - Installation / FFID / NPL or Proposed NPL / BRAC Year / RAB / CTC Delta from FY09*																			
Phase	Completed		Underway		Future		FY10 Schedule Impact**		Costs Through FY10 (\$000)		FY10 Funds Obligated (\$000)		FY11 Execution Planned (\$000)		FY12 Planning Estimate (\$000)		Estimated Costs (\$000)		
	IRP	MMRP	IRP	MMRP	IRP	MMRP	IRP	MMRP	IRP	MMRP	IRP	MMRP	IRP	MMRP	IRP	MMRP	Fiscal Year	IRP	MMRP
	Sites (Actions)						IRP	MMRP	IRP	MMRP	IRP	MMRP	IRP	MMRP	IRP	MMRP			

California

DEFENSE LOGISTICS AGENCY - DD SAN JOAQUIN, TRACY FACILITY / CA997150682700 / NPL / C-REG / C-EST

IRP Sites and MRSs by Classification				Study	74	0	1	0	0	0			\$15,562	\$0	\$155	\$0	\$0	\$0	\$0	\$0	FY13	\$1,204	\$0	
Response Complete	69	Response Complete	0	IRA	17(18)	0(0)	0(0)	0(0)					\$3,924	\$0	\$0	\$0	\$0	\$0	\$0	\$0	FY14	\$1,220	\$0	
High	0	MRSPP-1	0	MRSPP-7	0	Design	31	0	0	0	0		\$5,640	\$0	\$130	\$0	\$0	\$0	\$0	\$0	FY15	\$1,122	\$0	
Medium	0	MRSPP-2	0	MRSPP-8	0	RA-C	36	0	1	0	0		\$49,880	\$0	\$1,334	\$0	\$0	\$0	\$0	\$0	FY16	\$1,365	\$0	
Low	0	MRSPP-3	0	Evaluation Pending	0	RA-O	8	0	4	0	1		\$34,270	\$0	\$3,489	\$0	\$2,588	\$0	\$1,189	\$0	FY11-Comp. IRP		\$20,694	
Not Evaluated	1	MRSPP-4	0	No Known/Suspected	0	LTM	13	0	5	0	4		\$564	\$0	\$200	\$0	\$36	\$0	\$54	\$0	FY11-Comp. MMRP		\$0	
Not Required	5	MRSPP-5	0	No Longer Required	0	IRP Final RC: FY 2024 MRS Final RC: FY -						Total	\$109,840	\$0	\$5,308	\$0	\$2,624	\$0	\$1,243	\$0	FY11-Complete		\$20,694	
Total IRP Sites	75	MRSPP-6	0	Total MRSs	0	Five-Year Review Completed, Underway, and Planned																		

IRP Progress in FY10: Refer to Page F-43.	MMRP Progress in FY10: No MMRP sites identified.
IRP Progress Planned for FY11-FY12: Refer to Page F-43.	MMRP Progress Planned for FY11-FY12: No MMRP sites identified.

FORMERLY USED DEFENSE SITES - BORDER FIELD STATE PARK / CA99799F813400

IRP Sites and MRSs by Classification				Study	0	0	0	1	0	0			\$0	\$252	\$0	\$0	\$0	\$0	\$0	\$0	FY13	\$0	\$0	
Response Complete	0	Response Complete	0	IRA	0(0)	0(0)	0(0)	0(0)					\$0	\$0	\$0	\$0	\$0	\$0	\$0	\$0	FY14	\$0	\$0	
High	0	MRSPP-1	0	MRSPP-7	0	Design	0	0	0	0	1		\$0	\$0	\$0	\$0	\$0	\$0	\$0	\$0	FY15	\$0	\$0	
Medium	0	MRSPP-2	0	MRSPP-8	0	RA-C	0	0	0	0	1		\$0	\$0	\$0	\$0	\$0	\$0	\$0	\$0	FY16	\$0	\$0	
Low	0	MRSPP-3	0	Evaluation Pending	1	RA-O	0	0	0	0	0		\$0	\$0	\$0	\$0	\$0	\$0	\$0	\$0	FY11-Comp. IRP		\$0	
Not Evaluated	0	MRSPP-4	0	No Known/Suspected	0	LTM	0	0	0	0	1		\$0	\$0	\$0	\$0	\$0	\$0	\$0	\$0	FY11-Comp. MMRP		\$10,344	
Not Required	0	MRSPP-5	0	No Longer Required	0	IRP Final RC: FY - MRS Final RC: FY 2067						Total	\$0	\$252	\$0	\$0	\$0	\$0	\$0	\$0	\$0	FY11-Complete		\$10,344
Total IRP Sites	0	MRSPP-6	0	Total MRSs	1																			

IRP Progress in FY10: No IRP sites identified.	MMRP Progress in FY10: No activities completed in FY10, MMRP Site Inspection Report Completed/Finalized December 17, 2007.
IRP Progress Planned for FY11-FY12: No IRP sites identified.	MMRP Progress Planned for FY11-FY12: No work anticipated for next two years until Baseline MMRP SI's are completed.

FORMERLY USED DEFENSE SITES - BORREGO SPRINGS / CA99799F774300

IRP Sites and MRSs by Classification				Study	0	1	0	5	0	0			\$0	\$2,632	\$0	\$303	\$0	\$6,775	\$0	\$1,967	FY13	\$0	\$1,790
Response Complete	0	Response Complete	0	IRA	0(0)	0(0)	0(0)	0(0)					\$0	\$0	\$0	\$0	\$0	\$0	\$0	\$0	FY14	\$0	\$22,600
High	0	MRSPP-1	0	MRSPP-7	0	Design	0	0	0	0	5		\$0	\$0	\$0	\$0	\$0	\$0	\$0	\$158	FY15	\$0	\$8,890
Medium	0	MRSPP-2	0	MRSPP-8	0	RA-C	0	0	0	0	5		\$0	\$0	\$0	\$0	\$0	\$0	\$0	\$121	FY16	\$0	\$0
Low	0	MRSPP-3	0	Evaluation Pending	6	RA-O	0	0	0	0	0		\$0	\$0	\$0	\$0	\$0	\$0	\$0	\$0	FY11-Comp. IRP		\$0
Not Evaluated	0	MRSPP-4	0	No Known/Suspected	0	LTM	0	0	0	0	5		\$0	\$0	\$0	\$0	\$0	\$0	\$0	\$0	FY11-Comp. MMRP		\$61,424
Not Required	0	MRSPP-5	0	No Longer Required	0	IRP Final RC: FY - MRS Final RC: FY 2085						Total	\$0	\$2,632	\$0	\$303	\$0	\$6,775	\$0	\$2,246	FY11-Complete		\$61,424
Total IRP Sites	0	MRSPP-6	0	Total MRSs	6																		

IRP Progress in FY10: No IRP sites identified.	MMRP Progress in FY10: Site Inspection (SI) was started at MMRP projects 1,2,3,5,and 6. Remedial Investigation/Feasibility Study (RI/FS) at Project 04 was ongoing.
IRP Progress Planned for FY11-FY12: No IRP sites identified.	MMRP Progress Planned for FY11-FY12: Progress Planned For Next Two Fiscal Years MMRP Site Inspection (SI) will be completed at MMRP projects for: Project 01: 13-OCT-2010, Project 02: 10-NOV-2010, Project 03: 10-NOV-2010, Project 05: 10-NOV-2010. Project 04 Remedial Investigation Feasibility St.

*CTC Delta Reason: C-TECH-Technical Issues, C-REG-Regulatory Issues, C-EST-Estimating Criteria

**Schedule Impact Reason: TECH-Technical, CONT-Contracting, PERS-Personnel, REG-Regulatory, FUND-Funding

Note: Totals reflect installation project funding allocated to individual sites and do not include program management and other support costs.

Table E-6 Status of Installations with FY11 to Completion Cost Estimate Greater Than \$10,000,000

DoD Component - Installation / FFID / NPL or Proposed NPL / BRAC Year / RAB / CTC Delta from FY09*																			
Phase	Completed		Underway		Future		FY10 Schedule Impact**		Costs Through FY10 (\$000)		FY10 Funds Obligated (\$000)		FY11 Execution Planned (\$000)		FY12 Planning Estimate (\$000)		Estimated Costs (\$000)		
	IRP	MMRP	IRP	MMRP	IRP	MMRP	IRP	MMRP	IRP	MMRP	IRP	MMRP	IRP	MMRP	IRP	MMRP	Fiscal Year	IRP	MMRP
	Sites (Actions)						IRP	MMRP	IRP	MMRP	IRP	MMRP	IRP	MMRP	IRP	MMRP			

California

FORMERLY USED DEFENSE SITES - CADIZ LAKE A TO G GUNNERY RGE / CA99799F537800

IRP Sites and MRSs by Classification				Study	0	0	0	1	0	0			\$0	\$161	\$0	\$0	\$0	\$0	\$0	\$0	FY13	\$0	\$0
Response Complete	0	Response Complete	0	IRA	0(0)	0(0)	0(0)	0(0)				\$0	\$0	\$0	\$0	\$0	\$0	\$0	\$0	\$0	FY14	\$0	\$0
High	0	MRSPP-1	0	MRSPP-7	0	0	0	0	0	1		\$0	\$0	\$0	\$0	\$0	\$0	\$0	\$0	\$0	FY15	\$0	\$0
Medium	0	MRSPP-2	0	MRSPP-8	0	RA-C	0	0	0	0	1	\$0	\$0	\$0	\$0	\$0	\$0	\$0	\$0	\$0	FY16	\$0	\$0
Low	0	MRSPP-3	0	Evaluation Pending	1	RA-O	0	0	0	0	0	\$0	\$0	\$0	\$0	\$0	\$0	\$0	\$0	\$0	FY11-Comp. IRP		\$0
Not Evaluated	0	MRSPP-4	0	No Known/Suspected	0	LTM	0	0	0	0	1	\$0	\$0	\$0	\$0	\$0	\$0	\$0	\$0	\$0	FY11-Comp. MMRP		\$24,831
Not Required	0	MRSPP-5	0	No Longer Required	0	IRP Final RC: FY - MRS Final RC: FY 2056					Total	\$0	\$161	\$0	\$0	\$0	\$0	\$0	\$0	\$0	FY11-Complete		\$24,831
Total IRP Sites	0	MRSPP-6	0	Total MRSs	1																		

IRP Progress in FY10: No IRP sites identified.	MMRP Progress in FY10: No activities scheduled/completed in FY10, MMRP Site Inspection Report Completed/Finalized September 25, 2008.
IRP Progress Planned for FY11-FY12: No IRP sites identified.	MMRP Progress Planned for FY11-FY12: No work anticipated for next two years until Baseline MMRP SIs are completed.

FORMERLY USED DEFENSE SITES - CAMP CALLAN / CA99799F539400

IRP Sites and MRSs by Classification				Study	2	0	0	1	0	0			\$11	\$212	\$0	\$6	\$0	\$1,941	\$0	\$187	FY13	\$0	\$0
Response Complete	2	Response Complete	0	IRA	0(0)	0(0)	0(0)	0(0)				\$0	\$0	\$0	\$0	\$0	\$0	\$0	\$0	\$0	FY14	\$0	\$0
High	0	MRSPP-1	0	MRSPP-7	0	Design	0	0	0	0	1	\$0	\$0	\$0	\$0	\$0	\$0	\$0	\$0	\$0	FY15	\$0	\$0
Medium	0	MRSPP-2	0	MRSPP-8	0	RA-C	1	0	0	0	0	\$0	\$0	\$0	\$0	\$0	\$0	\$0	\$0	\$0	FY16	\$0	\$0
Low	0	MRSPP-3	0	Evaluation Pending	1	RA-O	0	0	0	0	0	\$0	\$0	\$0	\$0	\$0	\$0	\$0	\$0	\$0	FY11-Comp. IRP		\$0
Not Evaluated	0	MRSPP-4	0	No Known/Suspected	0	LTM	1	0	0	0	1	\$8	\$0	\$0	\$0	\$0	\$0	\$0	\$0	\$0	FY11-Comp. MMRP		\$10,683
Not Required	0	MRSPP-5	0	No Longer Required	0	IRP Final RC: FY 2004 MRS Final RC: FY 2040					Total	\$19	\$212	\$0	\$6	\$0	\$1,941	\$0	\$187	\$0	FY11-Complete		\$10,683
Total IRP Sites	2	MRSPP-6	0	Total MRSs	1																		

IRP Progress in FY10: No progress reported.	MMRP Progress in FY10: MMRP Site inspection Report completed June 28, 2010.
IRP Progress Planned for FY11-FY12: No actions planned.	MMRP Progress Planned for FY11-FY12: Initiate remedial investigation phase work if funding is available.

FORMERLY USED DEFENSE SITES - CAMP COXCOMB / CA99799F539600

IRP Sites and MRSs by Classification				Study	0	0	0	1	0	0			\$0	\$208	\$0	\$11	\$0	\$0	\$0	\$0	FY13	\$0	\$0
Response Complete	0	Response Complete	0	IRA	0(0)	0(0)	0(0)	0(0)				\$0	\$0	\$0	\$0	\$0	\$0	\$0	\$0	\$0	FY14	\$0	\$0
High	0	MRSPP-1	0	MRSPP-7	0	Design	0	0	0	0	1	\$0	\$0	\$0	\$0	\$0	\$0	\$0	\$0	\$0	FY15	\$0	\$0
Medium	0	MRSPP-2	0	MRSPP-8	0	RA-C	0	0	0	0	1	\$0	\$0	\$0	\$0	\$0	\$0	\$0	\$0	\$0	FY16	\$0	\$0
Low	0	MRSPP-3	0	Evaluation Pending	1	RA-O	0	0	0	0	0	\$0	\$0	\$0	\$0	\$0	\$0	\$0	\$0	\$0	FY11-Comp. IRP		\$0
Not Evaluated	0	MRSPP-4	0	No Known/Suspected	0	LTM	0	0	0	0	1	\$0	\$0	\$0	\$0	\$0	\$0	\$0	\$0	\$0	FY11-Comp. MMRP		\$14,219
Not Required	0	MRSPP-5	0	No Longer Required	0	IRP Final RC: FY - MRS Final RC: FY 2079					Total	\$0	\$208	\$0	\$11	\$0	\$0	\$0	\$0	\$0	FY11-Complete		\$14,219
Total IRP Sites	0	MRSPP-6	0	Total MRSs	1																		

IRP Progress in FY10: No IRP sites identified.	MMRP Progress in FY10: MMRP Site inspection Report completed July 21, 2010.
IRP Progress Planned for FY11-FY12: No IRP sites identified.	MMRP Progress Planned for FY11-FY12: No work anticipated for next two years until Baseline MMRP SIs are completed.

*CTC Delta Reason: C-TECH-Technical Issues, C-REG-Regulatory Issues, C-EST-Estimating Criteria

**Schedule Impact Reason: TECH-Technical, CONT-Contracting, PERS-Personnel, REG-Regulatory, FUND-Funding

Note: Totals reflect installation project funding allocated to individual sites and do not include program management and other support costs.

Table E-6 Status of Installations with FY11 to Completion Cost Estimate Greater Than \$10,000,000

DoD Component - Installation / FFID / NPL or Proposed NPL / BRAC Year / RAB / CTC Delta from FY09*																			
Phase	Completed		Underway		Future		FY10 Schedule Impact**		Costs Through FY10 (\$000)		FY10 Funds Obligated (\$000)		FY11 Execution Planned (\$000)		FY12 Planning Estimate (\$000)		Estimated Costs (\$000)		
	IRP	MMRP	IRP	MMRP	IRP	MMRP	IRP	MMRP	IRP	MMRP	IRP	MMRP	IRP	MMRP	IRP	MMRP	Fiscal Year	IRP	MMRP
	Sites (Actions)						IRP	MMRP	IRP	MMRP	IRP	MMRP	IRP	MMRP	IRP	MMRP			

California

FORMERLY USED DEFENSE SITES - CAMP ELLIOT / CA99799F527500

IRP Sites and MRSs by Classification				Study	0	2	0	2	0	0													
Response Complete	0	Response Complete	2	IRA	0(0)	1(1)	0(0)	0(0)				\$0	\$2,487	\$0	\$244	\$0	\$140	\$0	\$432	FY13	\$0	\$1,709	
High	0	MRSPP-1	0	MRSPP-7	0	0	0	0	1			\$0	\$1,828	\$0	\$0	\$0	\$0	\$0	\$0	FY14	\$0	\$0	
Medium	0	MRSPP-2	0	MRSPP-8	0	0	0	0	0	1		\$0	\$296	\$0	\$0	\$0	\$0	\$0	\$0	FY15	\$0	\$2,191	
Low	0	MRSPP-3	0	Evaluation Pending	2	0	0	0	0	0		\$0	\$5,688	\$0	\$0	\$0	\$0	\$0	\$0	FY16	\$0	\$2,272	
Not Evaluated	0	MRSPP-4	0	No Known/Suspected	0	0	0	0	0	0		\$0	\$0	\$0	\$0	\$0	\$0	\$0	\$0	FY11-Comp. IRP		\$0	
Not Required	0	MRSPP-5	0	No Longer Required	2	0	0	0	0	0		\$0	\$3,191	\$0	\$711	\$0	\$0	\$0	\$0	FY11-Comp. MMRP		\$39,566	
Total IRP Sites	0	MRSPP-6	0	Total MRSs	4							Total	\$0	\$13,490	\$0	\$955	\$0	\$140	\$0	\$2,007	FY11-Complete		\$39,566

IRP Progress in FY10: No IRP sites identified.

IRP Progress Planned for FY11-FY12: No IRP sites identified.

MMRP Progress in FY10: Tierra Santa: Finished 2nd Recurring Review phase. Started 3rd Recurring review Phase. Mission Trails: Finished 2nd Recurring Review phase. Started 3rd Recurring review Phase. East Elliott: Continued with mini RI/FS phase. Areas G, H, and D: RI/FS report.

MMRP Progress Planned for FY11-FY12: Tierra Santa: Finish 3rd Recurring review Phase. Mission Trails: Finish 3rd Recurring review Phase. East Elliott: Finish mini RI/FS phase and Start Remedial Action phase. Areas G, H, and D: Finish RI/FS Phase. Start RA-C phase.

FORMERLY USED DEFENSE SITES - CAMP ESSEX / CA99799F539900

IRP Sites and MRSs by Classification				Study	0	0	0	2	0	0													
Response Complete	0	Response Complete	0	IRA	0(0)	0(0)	0(0)	0(0)				\$0	\$321	\$0	\$0	\$0	\$0	\$0	\$0	FY13	\$0	\$0	
High	0	MRSPP-1	0	MRSPP-7	0	0	0	0	0	2		\$0	\$0	\$0	\$0	\$0	\$0	\$0	\$0	FY14	\$0	\$0	
Medium	0	MRSPP-2	0	MRSPP-8	0	0	0	0	0	2		\$0	\$0	\$0	\$0	\$0	\$0	\$0	\$0	FY15	\$0	\$0	
Low	0	MRSPP-3	0	Evaluation Pending	2	0	0	0	0	0		\$0	\$0	\$0	\$0	\$0	\$0	\$0	\$0	FY16	\$0	\$0	
Not Evaluated	0	MRSPP-4	0	No Known/Suspected	0	0	0	0	0	0		\$0	\$0	\$0	\$0	\$0	\$0	\$0	\$0	FY11-Comp. IRP		\$0	
Not Required	0	MRSPP-5	0	No Longer Required	0	0	0	0	0	2		\$0	\$0	\$0	\$0	\$0	\$0	\$0	\$0	FY11-Comp. MMRP		\$25,750	
Total IRP Sites	0	MRSPP-6	0	Total MRSs	2							Total	\$0	\$321	\$0	\$0	\$0	\$0	\$0	\$0	\$0	\$0	\$0

IRP Progress in FY10: No IRP sites identified.

IRP Progress Planned for FY11-FY12: No IRP sites identified.

MMRP Progress in FY10: No activities scheduled/completed in FY10. 01 Project MMRP Site Inspection Report Completed/Finalized September 19, 2007. 02 Project MMRP Site Inspection Report Completed/Finalized August 21, 2007.

MMRP Progress Planned for FY11-FY12: No work anticipated for next two years until Baseline MMRP SI's are completed.

FORMERLY USED DEFENSE SITES - CAMP HAAN / CA99799F540000

IRP Sites and MRSs by Classification				Study	0	0	1	1	0	0													
Response Complete	0	Response Complete	0	IRA	0(0)	0(0)	0(0)	0(0)				\$5,105	\$147	\$457	\$27	\$73	\$19	\$0	\$5	FY13	\$2,972	\$0	
High	0	MRSPP-1	0	MRSPP-7	0	0	0	0	1	1		\$0	\$0	\$0	\$0	\$0	\$0	\$0	\$0	FY14	\$864	\$0	
Medium	0	MRSPP-2	0	MRSPP-8	0	0	0	0	1	1		\$0	\$0	\$0	\$0	\$0	\$0	\$0	\$0	FY15	\$307	\$0	
Low	0	MRSPP-3	0	Evaluation Pending	1	0	0	0	0	0		\$0	\$0	\$0	\$0	\$0	\$0	\$0	\$0	FY16	\$307	\$0	
Not Evaluated	1	MRSPP-4	0	No Known/Suspected	0	0	0	0	0	0		\$0	\$0	\$0	\$0	\$0	\$0	\$0	\$0	FY11-Comp. IRP		\$9,880	
Not Required	0	MRSPP-5	0	No Longer Required	0	0	0	0	0	0		\$0	\$0	\$0	\$0	\$0	\$0	\$0	\$0	FY11-Comp. MMRP		\$1,672	
Total IRP Sites	1	MRSPP-6	0	Total MRSs	1							Total	\$5,105	\$147	\$457	\$27	\$257	\$19	\$2,716	\$5	FY11-Complete		\$11,552

IRP Progress in FY10: Continued RI/FS phase work on the soil piles site.

IRP Progress Planned for FY11-FY12: Complete RI/FS phase work and initiate removal action work.

MMRP Progress in FY10: MMRP SI phase work.

MMRP Progress Planned for FY11-FY12: Complete MMRP SI phase work and reports.

*CTC Delta Reason: C-TECH-Technical Issues, C-REG-Regulatory Issues, C-EST-Estimating Criteria

**Schedule Impact Reason: TECH-Technical, CONT-Contracting, PERS-Personnel, REG-Regulatory, FUND-Funding

Note: Totals reflect installation project funding allocated to individual sites and do not include program management and other support costs.

Table E-6 Status of Installations with FY11 to Completion Cost Estimate Greater Than \$10,000,000

DoD Component - Installation / FFID / NPL or Proposed NPL / BRAC Year / RAB / CTC Delta from FY09*																						
Phase	Completed		Underway		Future		FY10 Schedule Impact**		Costs Through FY10 (\$000)		FY10 Funds Obligated (\$000)		FY11 Execution Planned (\$000)		FY12 Planning Estimate (\$000)		Estimated Costs (\$000)					
	IRP	MMRP	IRP	MMRP	IRP	MMRP	IRP	MMRP	IRP	MMRP	IRP	MMRP	IRP	MMRP	IRP	MMRP	Fiscal Year	IRP	MMRP			
	Sites (Actions)						IRP	MMRP	IRP	MMRP	IRP	MMRP	IRP	MMRP	IRP	MMRP						

California

FORMERLY USED DEFENSE SITES - CAMP IRON MOUNTAIN / CA99799F224600

IRP Sites and MRSs by Classification				Study	0	0	0	1	0	0			\$0	\$194	\$0	\$0	\$0	\$0	\$0	\$0	FY13	\$0	\$0
Response Complete	0	Response Complete	0	IRA	0(0)	0(0)	0(0)	0(0)				\$0	\$0	\$0	\$0	\$0	\$0	\$0	\$0	\$0	FY14	\$0	\$0
High	0	MRSPP-1	0	MRSPP-7	0	0	0	0	0	1		\$0	\$0	\$0	\$0	\$0	\$0	\$0	\$0	\$0	FY15	\$0	\$0
Medium	0	MRSPP-2	0	MRSPP-8	0	RA-C	0	0	0	0	1	\$0	\$0	\$0	\$0	\$0	\$0	\$0	\$0	\$0	FY16	\$0	\$0
Low	0	MRSPP-3	0	Evaluation Pending	1	RA-O	0	0	0	0	0	\$0	\$0	\$0	\$0	\$0	\$0	\$0	\$0	\$0	FY11-Comp. IRP		\$0
Not Evaluated	0	MRSPP-4	0	No Known/Suspected	0	LTM	0	0	0	0	1	\$0	\$0	\$0	\$0	\$0	\$0	\$0	\$0	\$0	FY11-Comp. MMRP	\$132,441	
Not Required	0	MRSPP-5	0	No Longer Required	0	IRP Final RC: FY - MRS Final RC: FY 2040					Total	\$0	\$194	\$0	\$0	\$0	\$0	\$0	\$0	\$0	FY11-Complete	\$132,441	
Total IRP Sites	0	MRSPP-6	0	Total MRSs	1																		

IRP Progress in FY10: No IRP sites identified.	MMRP Progress in FY10: No activities scheduled/completed in FY10, MMRP Site inspection Report completed August 21, 2007.
IRP Progress Planned for FY11-FY12: No IRP sites identified.	MMRP Progress Planned for FY11-FY12: No work anticipated for next two years until Baseline MMRP SIs are completed.

FORMERLY USED DEFENSE SITES - CAMP LOCKETT / CA99799F979900

IRP Sites and MRSs by Classification				Study	1	0	0	1	0	0			\$0	\$211	\$0	\$0	\$0	\$0	\$0	\$0	FY13	\$0	\$0
Response Complete	1	Response Complete	0	IRA	0(0)	0(0)	0(0)	0(0)				\$0	\$0	\$0	\$0	\$0	\$0	\$0	\$0	\$0	FY14	\$0	\$0
High	0	MRSPP-1	0	MRSPP-7	0	Design	0	0	0	0	1	\$13	\$0	\$0	\$0	\$0	\$0	\$0	\$0	\$0	FY15	\$0	\$0
Medium	0	MRSPP-2	0	MRSPP-8	0	RA-C	0	0	0	0	1	\$137	\$0	\$0	\$0	\$0	\$0	\$0	\$0	\$0	FY16	\$0	\$0
Low	0	MRSPP-3	0	Evaluation Pending	1	RA-O	0	0	0	0	0	\$0	\$0	\$0	\$0	\$0	\$0	\$0	\$0	\$0	FY11-Comp. IRP		\$0
Not Evaluated	0	MRSPP-4	0	No Known/Suspected	0	LTM	0	0	0	0	1	\$0	\$0	\$0	\$0	\$0	\$0	\$0	\$0	\$0	FY11-Comp. MMRP	\$19,446	
Not Required	0	MRSPP-5	0	No Longer Required	0	IRP Final RC: FY 2002 MRS Final RC: FY 2039					Total	\$150	\$211	\$0	\$0	\$0	\$0	\$0	\$0	\$0	FY11-Complete	\$19,446	
Total IRP Sites	1	MRSPP-6	0	Total MRSs	1																		

IRP Progress in FY10: No progress reported.	MMRP Progress in FY10: No activities completed in FY10, MMRP Site Inspection Report Completed/Finalized September 21, 2007.
IRP Progress Planned for FY11-FY12: No actions planned.	MMRP Progress Planned for FY11-FY12: No work anticipated for next two years until Baseline MMRP SIs are completed.

FORMERLY USED DEFENSE SITES - CAMP PENDLETON- MARINE CORPS / CA99799FA06100

IRP Sites and MRSs by Classification				Study	0	0	0	1	0	0			\$0	\$187	\$0	\$187	\$0	\$15	\$0	\$0	FY13	\$0	\$0
Response Complete	0	Response Complete	0	IRA	0(0)	0(0)	0(0)	0(0)				\$0	\$0	\$0	\$0	\$0	\$0	\$0	\$0	\$0	FY14	\$0	\$0
High	0	MRSPP-1	0	MRSPP-7	0	Design	0	0	0	0	1	\$0	\$0	\$0	\$0	\$0	\$0	\$0	\$0	\$96	FY15	\$0	\$0
Medium	0	MRSPP-2	0	MRSPP-8	0	RA-C	0	0	0	0	1	\$0	\$0	\$0	\$0	\$0	\$0	\$0	\$0	\$0	FY16	\$0	\$0
Low	0	MRSPP-3	0	Evaluation Pending	1	RA-O	0	0	0	0	0	\$0	\$0	\$0	\$0	\$0	\$0	\$0	\$0	\$0	FY11-Comp. IRP		\$0
Not Evaluated	0	MRSPP-4	0	No Known/Suspected	0	LTM	0	0	0	0	1	\$0	\$0	\$0	\$0	\$0	\$0	\$0	\$0	\$0	FY11-Comp. MMRP	\$10,376	
Not Required	0	MRSPP-5	0	No Longer Required	0	IRP Final RC: FY - MRS Final RC: FY 2105					Total	\$0	\$187	\$0	\$187	\$0	\$15	\$0	\$96	FY11-Complete	\$10,376		
Total IRP Sites	0	MRSPP-6	0	Total MRSs	1																		

IRP Progress in FY10: No IRP sites identified.	MMRP Progress in FY10: MMRP Site Inspection Contract award.
IRP Progress Planned for FY11-FY12: No IRP sites identified.	MMRP Progress Planned for FY11-FY12: MMRP Site Inspection associated TPP, SSWP, field work and Final SI Report to follow..

*CTC Delta Reason: C-TECH-Technical Issues, C-REG-Regulatory Issues, C-EST-Estimating Criteria

**Schedule Impact Reason: TECH-Technical, CONT-Contracting, PERS-Personnel, REG-Regulatory, FUND-Funding

Note: Totals reflect installation project funding allocated to individual sites and do not include program management and other support costs.

Table E-6 Status of Installations with FY11 to Completion Cost Estimate Greater Than \$10,000,000

DoD Component - Installation / FFID / NPL or Proposed NPL / BRAC Year / RAB / CTC Delta from FY09*																						
Phase	Completed		Underway		Future		FY10 Schedule Impact**		Costs Through FY10 (\$000)		FY10 Funds Obligated (\$000)		FY11 Execution Planned (\$000)		FY12 Planning Estimate (\$000)		Estimated Costs (\$000)					
	IRP	MMRP	IRP	MMRP	IRP	MMRP	IRP	MMRP	IRP	MMRP	IRP	MMRP	IRP	MMRP	IRP	MMRP	Fiscal Year	IRP	MMRP			
	Sites (Actions)						IRP	MMRP	IRP	MMRP	IRP	MMRP	IRP	MMRP	IRP	MMRP						

California

FORMERLY USED DEFENSE SITES - CARRIZO IMPACT AREA / CA99799F798100

IRP Sites and MRSs by Classification				Study	0	0	0	2	0	0			\$0	\$564	\$0	\$0	\$0	\$0	\$0	\$0	FY13	\$0	\$0
Response Complete	0	Response Complete	0	IRA	0(0)	0(0)	0(0)	0(0)					\$0	\$0	\$0	\$0	\$0	\$0	\$0	\$0	FY14	\$0	\$0
High	0	MRSPP-1	0	MRSPP-7	0	0	0	0	0	2			\$0	\$0	\$0	\$0	\$0	\$0	\$0	\$0	FY15	\$0	\$0
Medium	0	MRSPP-2	0	MRSPP-8	0	RA-C	0	0	0	0	2		\$0	\$0	\$0	\$0	\$0	\$0	\$0	\$0	FY16	\$0	\$0
Low	0	MRSPP-3	0	Evaluation Pending	2	RA-O	0	0	0	0	0		\$0	\$0	\$0	\$0	\$0	\$0	\$0	\$0	FY11-Comp. IRP		\$0
Not Evaluated	0	MRSPP-4	0	No Known/Suspected	0	LTM	0	0	0	0	2		\$0	\$0	\$0	\$0	\$0	\$0	\$0	\$0	FY11-Comp. MMRP		\$41,737
Not Required	0	MRSPP-5	0	No Longer Required	0	IRP Final RC: FY - MRS Final RC: FY 2099					Total	\$0	\$564	\$0	\$0	\$0	\$0	\$0	\$0	\$0	FY11-Complete		\$41,737
Total IRP Sites	0	MRSPP-6	0	Total MRSs	2																		

IRP Progress in FY10: No IRP sites identified.	MMRP Progress in FY10: No progress reported.
IRP Progress Planned for FY11-FY12: No IRP sites identified.	MMRP Progress Planned for FY11-FY12: No actions planned.

FORMERLY USED DEFENSE SITES - DRAKES BAY RANGE / CA99799FA29900

IRP Sites and MRSs by Classification				Study	0	0	0	1	0	0			\$0	\$218	\$0	\$52	\$0	\$1,191	\$0	\$0	FY13	\$0	\$760
Response Complete	0	Response Complete	0	IRA	0(0)	0(0)	0(0)	0(0)					\$0	\$0	\$0	\$0	\$0	\$0	\$0	\$0	FY14	\$0	\$1,420
High	0	MRSPP-1	0	MRSPP-7	0	Design	0	0	0	0	1		\$0	\$0	\$0	\$0	\$0	\$0	\$0	\$79	FY15	\$0	\$1,421
Medium	0	MRSPP-2	0	MRSPP-8	0	RA-C	0	0	0	0	1		\$0	\$0	\$0	\$0	\$0	\$0	\$0	\$0	FY16	\$0	\$1,500
Low	0	MRSPP-3	0	Evaluation Pending	1	RA-O	0	0	0	0	0		\$0	\$0	\$0	\$0	\$0	\$0	\$0	\$0	FY11-Comp. IRP		\$0
Not Evaluated	0	MRSPP-4	0	No Known/Suspected	0	LTM	0	0	0	0	1		\$0	\$0	\$0	\$0	\$0	\$0	\$0	\$0	FY11-Comp. MMRP		\$15,503
Not Required	0	MRSPP-5	0	No Longer Required	0	IRP Final RC: FY - MRS Final RC: FY 2069					Total	\$0	\$218	\$0	\$52	\$0	\$1,191	\$0	\$79	\$0	FY11-Complete		\$15,503
Total IRP Sites	0	MRSPP-6	0	Total MRSs	1																		

IRP Progress in FY10: No IRP sites identified.	MMRP Progress in FY10: MMRP SI was not completed due to a right of entry issue. Plus site was cleared in 1947 with no MEC found since that period of time.
IRP Progress Planned for FY11-FY12: No IRP sites identified.	MMRP Progress Planned for FY11-FY12: Site to be discussed with State of California as a no risk site and should be NDAtd.

FORMERLY USED DEFENSE SITES - DRY CANYON ARTILLERY RANGE / CA99799F543100

IRP Sites and MRSs by Classification				Study	0	0	0	1	0	0			\$0	\$204	\$0	\$0	\$0	\$0	\$0	\$0	FY13	\$0	\$0
Response Complete	0	Response Complete	0	IRA	0(0)	0(0)	0(0)	0(0)					\$0	\$0	\$0	\$0	\$0	\$0	\$0	\$0	FY14	\$0	\$0
High	0	MRSPP-1	0	MRSPP-7	0	Design	0	0	0	0	1		\$0	\$0	\$0	\$0	\$0	\$0	\$0	\$0	FY15	\$0	\$0
Medium	0	MRSPP-2	0	MRSPP-8	0	RA-C	0	0	0	0	1		\$0	\$0	\$0	\$0	\$0	\$0	\$0	\$0	FY16	\$0	\$0
Low	0	MRSPP-3	0	Evaluation Pending	1	RA-O	0	0	0	0	0		\$0	\$0	\$0	\$0	\$0	\$0	\$0	\$0	FY11-Comp. IRP		\$0
Not Evaluated	0	MRSPP-4	0	No Known/Suspected	0	LTM	0	0	0	0	1		\$0	\$0	\$0	\$0	\$0	\$0	\$0	\$0	FY11-Comp. MMRP		\$13,900
Not Required	0	MRSPP-5	0	No Longer Required	0	IRP Final RC: FY - MRS Final RC: FY 2062					Total	\$0	\$204	\$0	\$0	\$0	\$0	\$0	\$0	\$0	FY11-Complete		\$13,900
Total IRP Sites	0	MRSPP-6	0	Total MRSs	1																		

IRP Progress in FY10: No IRP sites identified.	MMRP Progress in FY10: No activities completed in FY10, MMRP Site Inspection Report Completed/Finalized March 12, 2009.
IRP Progress Planned for FY11-FY12: No IRP sites identified.	MMRP Progress Planned for FY11-FY12: No work anticipated for next two years until Baseline MMRP SIs are completed.

*CTC Delta Reason: C-TECH-Technical Issues, C-REG-Regulatory Issues, C-EST-Estimating Criteria

**Schedule Impact Reason: TECH-Technical, CONT-Contracting, PERS-Personnel, REG-Regulatory, FUND-Funding

Note: Totals reflect installation project funding allocated to individual sites and do not include program management and other support costs.

Table E-6 Status of Installations with FY11 to Completion Cost Estimate Greater Than \$10,000,000

DoD Component - Installation / FFID / NPL or Proposed NPL / BRAC Year / RAB / CTC Delta from FY09*																			
Phase	Completed		Underway		Future		FY10 Schedule Impact**		Costs Through FY10 (\$000)		FY10 Funds Obligated (\$000)		FY11 Execution Planned (\$000)		FY12 Planning Estimate (\$000)		Estimated Costs (\$000)		
	IRP	MMRP	IRP	MMRP	IRP	MMRP	IRP	MMRP	IRP	MMRP	IRP	MMRP	IRP	MMRP	IRP	MMRP	Fiscal Year	IRP	MMRP
	Sites (Actions)						IRP	MMRP	IRP	MMRP	IRP	MMRP	IRP	MMRP	IRP	MMRP			

California

FORMERLY USED DEFENSE SITES - EL CENTRO ROCKET TARGET NO. 2 (#93) / CA99799F754000

IRP Sites and MRSs by Classification				Study	0	0	0	1	0	0			\$0	\$154	\$0	\$0	\$0	\$0	\$0	\$0	FY13	\$0	\$0
Response Complete	0	Response Complete	0	IRA	0(0)	0(0)	0(0)	0(0)					\$0	\$0	\$0	\$0	\$0	\$0	\$0	\$0	FY14	\$0	\$0
High	0	MRSPP-1	0	MRSPP-7	0	0	0	0	0	1			\$0	\$0	\$0	\$0	\$0	\$0	\$0	\$0	FY15	\$0	\$0
Medium	0	MRSPP-2	0	MRSPP-8	0	RA-C	0	0	0	0	1		\$0	\$0	\$0	\$0	\$0	\$0	\$0	\$0	FY16	\$0	\$0
Low	0	MRSPP-3	1	Evaluation Pending	0	RA-O	0	0	0	0	0		\$0	\$0	\$0	\$0	\$0	\$0	\$0	\$0	FY11-Comp. IRP		\$0
Not Evaluated	0	MRSPP-4	0	No Known/Suspected	0	LTM	0	0	0	0	1		\$0	\$0	\$0	\$0	\$0	\$0	\$0	\$0	FY11-Comp. MMRP		\$10,131
Not Required	0	MRSPP-5	0	No Longer Required	0	IRP Final RC: FY - MRS Final RC: FY 2053					Total	\$0	\$154	\$0	\$0	\$0	\$0	\$0	\$0	\$0	FY11-Complete		\$10,131
Total IRP Sites	0	MRSPP-6	0	Total MRSs	1																		

IRP Progress in FY10:	No IRP sites identified.	MMRP Progress in FY10:	MMRP Site Inspection Report Completed/Finalized November 11, 2009.
IRP Progress Planned for FY11-FY12:	No IRP sites identified.	MMRP Progress Planned for FY11-FY12:	No work anticipated for next two years until Baseline MMRP SIs are completed.

FORMERLY USED DEFENSE SITES - FORT BARRY / CA99799F689300 / C-EST

IRP Sites and MRSs by Classification				Study	1	1	2	0	0	0			\$2,780	\$145	\$1,782	\$0	\$350	\$0	\$541	\$0	FY13	\$637	\$0
Response Complete	0	Response Complete	1	IRA	0(0)	0(0)	0(0)	0(0)					\$0	\$0	\$0	\$0	\$0	\$0	\$0	\$0	FY14	\$652	\$0
High	0	MRSPP-1	0	MRSPP-7	0	Design	0	0	0	0	3	0	\$0	\$0	\$0	\$0	\$0	\$0	\$0	\$0	FY15	\$870	\$0
Medium	1	MRSPP-2	0	MRSPP-8	0	RA-C	0	0	0	0	3	0	\$0	\$0	\$0	\$0	\$0	\$0	\$0	\$0	FY16	\$1,070	\$0
Low	0	MRSPP-3	0	Evaluation Pending	0	RA-O	0	0	0	0	1	0	\$0	\$0	\$0	\$0	\$0	\$0	\$0	\$0	FY11-Comp. IRP		\$10,759
Not Evaluated	2	MRSPP-4	0	No Known/Suspected	0	LTM	0	0	0	0	2	0	\$0	\$0	\$0	\$0	\$0	\$0	\$0	\$0	FY11-Comp. MMRP		\$0
Not Required	0	MRSPP-5	0	No Longer Required	1	IRP Final RC: FY 2018 MRS Final RC: FY 2010					Total	\$2,780	\$145	\$1,782	\$0	\$350	\$0	\$541	\$0	\$0	FY11-Complete		\$10,759
Total IRP Sites	3	MRSPP-6	0	Total MRSs	1																		

IRP Progress in FY10:	HTRW SI and CON/HTRW investigations completed in FY 2010. Starting of the RI is scheduled with completion in FY 2012.	MMRP Progress in FY10:	MRSPP to be completed in FY 2010.
IRP Progress Planned for FY11-FY12:	Starting of the RI in FY11 and is scheduled with completion in FY 2012.	MMRP Progress Planned for FY11-FY12:	No scheduled work.

FORMERLY USED DEFENSE SITES - FORT MCDOWELL / CA99799F574300 / C-TECH / C-EST

IRP Sites and MRSs by Classification				Study	2	0	1	1	0	0			\$2,095	\$222	\$0	\$0	\$300	\$0	\$14	\$0	FY13	\$51	\$0
Response Complete	0	Response Complete	0	IRA	0(0)	0(0)	0(0)	0(0)					\$0	\$0	\$0	\$0	\$0	\$0	\$0	\$0	FY14	\$51	\$0
High	1	MRSPP-1	0	MRSPP-7	0	Design	0	0	0	0	2	1	\$0	\$0	\$0	\$0	\$0	\$0	\$25	\$0	FY15	\$51	\$0
Medium	0	MRSPP-2	0	MRSPP-8	0	RA-C	0	0	0	0	3	1	\$0	\$0	\$0	\$0	\$151	\$0	\$376	\$0	FY16	\$51	\$0
Low	0	MRSPP-3	0	Evaluation Pending	1	RA-O	0	0	0	0	0	0	\$0	\$0	\$0	\$0	\$0	\$0	\$0	\$0	FY11-Comp. IRP		\$3,013
Not Evaluated	0	MRSPP-4	0	No Known/Suspected	0	LTM	0	0	0	0	1	1	\$0	\$0	\$0	\$0	\$0	\$0	\$0	\$0	FY11-Comp. MMRP		\$10,179
Not Required	2	MRSPP-5	0	No Longer Required	0	IRP Final RC: FY 2016 MRS Final RC: FY 2073					Total	\$2,095	\$222	\$0	\$0	\$451	\$0	\$415	\$0	\$0	FY11-Complete		\$13,192
Total IRP Sites	3	MRSPP-6	0	Total MRSs	1																		

IRP Progress in FY10:	RI work is programmed to start in FY 2011.	MMRP Progress in FY10:	Site has not been sequenced so no date has been established for the RI.
IRP Progress Planned for FY11-FY12:	RI work is on the workplan to start in FY 2011.	MMRP Progress Planned for FY11-FY12:	Site has not been sequenced so no date has been established for the RI.

*CTC Delta Reason: C-TECH-Technical Issues, C-REG-Regulatory Issues, C-EST-Estimating Criteria

**Schedule Impact Reason: TECH-Technical, CONT-Contracting, PERS-Personnel, REG-Regulatory, FUND-Funding

Note: Totals reflect installation project funding allocated to individual sites and do not include program management and other support costs.

Table E-6 Status of Installations with FY11 to Completion Cost Estimate Greater Than \$10,000,000

DoD Component - Installation / FFID / NPL or Proposed NPL / BRAC Year / RAB / CTC Delta from FY09*																																		
		Phase	Completed						Underway			Future		FY10 Schedule Impact**		Costs Through FY10 (\$000)		FY10 Funds Obligated (\$000)		FY11 Execution Planned (\$000)		FY12 Planning Estimate (\$000)		Estimated Costs (\$000)										
			IRP	MMRP	IRP	MMRP	IRP	MMRP	IRP	MMRP	IRP	MMRP	IRP	MMRP	IRP	MMRP	IRP	MMRP	IRP	MMRP	IRP	MMRP	Fiscal Year	IRP	MMRP									
			Sites (Actions)						IRP	MMRP	IRP	MMRP	IRP	MMRP	IRP	MMRP	IRP	MMRP	IRP	MMRP	IRP	MMRP												
California																																		
FORMERLY USED DEFENSE SITES - HAMILTON ARMY AIRFIELD / CA99799F902400 / RAB																																		
IRP Sites and MRSs by Classification												Study	7	0	0	1	1	0				\$2,993	\$617	\$5	\$2	\$0	\$0	\$0	\$0			FY13	\$783	\$0
Response Complete	5	Response Complete	0	IRA	0(0)	0(0)	0(0)	0(0)			\$0	\$0	\$0	\$0	\$0	\$0	\$0	\$0	\$0			FY14	\$116	\$0										
High	0	MRSPP-1	0	MRSPP-7	0	Design	3	0	1	0	0	1			\$8,760	\$0	\$38	\$0	\$0	\$511	\$0	FY15	\$1,137	\$0										
Medium	0	MRSPP-2	0	MRSPP-8	0	RA-C	5	0	2	0	0	1			\$60,053	\$0	\$5,031	\$0	\$580	\$0	\$421	\$0	FY16	\$5,556	\$0									
Low	2	MRSPP-3	0	Evaluation Pending	1	RA-O	1	0	0	0	0	0			\$3,522	\$0	\$354	\$0	\$0	\$0	\$0	FY11-Comp. IRP		\$22,778										
Not Evaluated	0	MRSPP-4	0	No Known/Suspected	0	LTM	4	0	1	0	1	1			\$2,883	\$0	\$164	\$0	\$90	\$0	\$30	\$0	FY11-Comp. MMRP		\$8,005									
Not Required	1	MRSPP-5	0	No Longer Required	0	IRP Final RC: FY 2020 MRS Final RC: FY 2068						Total	\$78,211	\$617	\$5,592	\$2	\$670	\$0	\$962	\$0	FY11-Complete		\$30,783											
Total IRP Sites	8	MRSPP-6	0	Total MRSs	1																													
IRP Progress in FY10: TCRA is being developed and executed as the Path forward at the North Antenna Field. Preparatory Fieldwork was started in late 2010 and due to state fish and game restrictions work will stop until early 2011.												MMRP Progress in FY10: MMRP issues are being resolved during the IRP fieldwork execution in 2010.																						
IRP Progress Planned for FY11-FY12: Fieldwork is scheduled to commence in early 2011 with an estimated completion by September 2011.												MMRP Progress Planned for FY11-FY12: MMRP site has been cleared during the FY10 IRP work and discussions for closing this site will be conducted in FY11.																						
FORMERLY USED DEFENSE SITES - HAMMER FIELD / CA99799F575900 / C-TECH / C-EST																																		
IRP Sites and MRSs by Classification												Study	2	0	0	1	1	0				\$4,126	\$187	\$0	\$0	\$0	\$0	\$0	\$0			FY13	\$448	\$0
Response Complete	0	Response Complete	0	IRA	0(0)	0(0)	0(0)	0(0)			\$450	\$0	\$0	\$0	\$0	\$0	\$0	\$0	\$0			FY14	\$0	\$0										
High	0	MRSPP-1	0	MRSPP-7	0	Design	1	0	0	0	1	1			\$72	\$0	\$0	\$0	\$0	\$0	\$0	FY15	\$0	\$0										
Medium	0	MRSPP-2	0	MRSPP-8	0	RA-C	0	0	1	0	1	1			\$2,696	\$0	\$10	\$0	\$790	\$0	\$0	FY16	\$0	\$0										
Low	0	MRSPP-3	0	Evaluation Pending	1	RA-O	0	0	0	0	0	0			\$0	\$0	\$0	\$0	\$0	\$0	\$0	FY11-Comp. IRP		\$10,070										
Not Evaluated	1	MRSPP-4	0	No Known/Suspected	0	LTM	0	0	0	0	1	0			\$0	\$0	\$0	\$0	\$0	\$0	\$0	FY11-Comp. MMRP		\$1,958										
Not Required	2	MRSPP-5	0	No Longer Required	0	IRP Final RC: FY 2020 MRS Final RC: FY 2032						Total	\$7,344	\$187	\$10	\$0	\$790	\$0	\$0	\$0	FY11-Complete		\$12,028											
Total IRP Sites	3	MRSPP-6	0	Total MRSs	1																													
IRP Progress in FY10: No activities conducted due to lack of funding and PRP issues.												MMRP Progress in FY10: No MMRP work is programmed on the site due to PRP issues.																						
IRP Progress Planned for FY11-FY12: CON/HTRW project is in the FY11 workplan.												MMRP Progress Planned for FY11-FY12: Site is now being looked at to see if it is appropriate for MMRP work.																						
FORMERLY USED DEFENSE SITES - IRON MTN & KILBECK HILLS / CA99799F525600																																		
IRP Sites and MRSs by Classification												Study	0	0	0	1	0	0				\$0	\$241	\$0	\$0	\$0	\$0	\$0	\$0			FY13	\$0	\$0
Response Complete	0	Response Complete	0	IRA	0(0)	0(0)	0(0)	0(0)			\$0	\$0	\$0	\$0	\$0	\$0	\$0	\$0	\$0			FY14	\$0	\$0										
High	0	MRSPP-1	0	MRSPP-7	0	Design	0	0	0	0	0	1			\$0	\$0	\$0	\$0	\$0	\$0	\$0	FY15	\$0	\$0										
Medium	0	MRSPP-2	0	MRSPP-8	0	RA-C	0	0	0	0	0	1			\$0	\$0	\$0	\$0	\$0	\$0	\$0	FY16	\$0	\$0										
Low	0	MRSPP-3	0	Evaluation Pending	0	RA-O	0	0	0	0	0	0			\$0	\$0	\$0	\$0	\$0	\$0	\$0	FY11-Comp. IRP		\$0										
Not Evaluated	0	MRSPP-4	1	No Known/Suspected	0	LTM	0	0	0	0	0	1			\$0	\$0	\$0	\$0	\$0	\$0	\$0	FY11-Comp. MMRP		\$49,284										
Not Required	0	MRSPP-5	0	No Longer Required	0	IRP Final RC: FY - MRS Final RC: FY 2064						Total	\$0	\$241	\$0	\$0	\$0	\$0	\$0	\$0	FY11-Complete		\$49,284											
Total IRP Sites	0	MRSPP-6	0	Total MRSs	1																													
IRP Progress in FY10: No IRP sites identified.												MMRP Progress in FY10: No activities completed in FY10, MMRP Site inspection Report completed September 18, 2007.																						
IRP Progress Planned for FY11-FY12: No IRP sites identified.												MMRP Progress Planned for FY11-FY12: No work anticipated for next two years until Baseline MMRP SI's are completed.																						

*CTC Delta Reason: C-TECH-Technical Issues, C-REG-Regulatory Issues, C-EST-Estimating Criteria

**Schedule Impact Reason: TECH-Technical, CONT-Contracting, PERS-Personnel, REG-Regulatory, FUND-Funding

Note: Totals reflect installation project funding allocated to individual sites and do not include program management and other support costs.

Table E-6 Status of Installations with FY11 to Completion Cost Estimate Greater Than \$10,000,000

DoD Component - Installation / FFID / NPL or Proposed NPL / BRAC Year / RAB / CTC Delta from FY09*																							
Phase	Completed		Underway		Future		FY10 Schedule Impact**		Costs Through FY10 (\$000)		FY10 Funds Obligated (\$000)		FY11 Execution Planned (\$000)		FY12 Planning Estimate (\$000)		Estimated Costs (\$000)						
	IRP	MMRP	IRP	MMRP	IRP	MMRP	IRP	MMRP	IRP	MMRP	IRP	MMRP	IRP	MMRP	IRP	MMRP	Fiscal Year	IRP	MMRP				
	Sites (Actions)																IRP	MMRP	IRP	MMRP	IRP	MMRP	IRP

California

FORMERLY USED DEFENSE SITES - MADERA BOMBING RANGE / CA99799F594500

IRP Sites and MRSs by Classification				Study	0	0	0	1	0	0			\$0	\$177	\$0	\$0	\$0	\$0	\$0	\$0	FY13	\$0	\$0
Response Complete	0	Response Complete	0	IRA	0(0)	0(0)	0(0)	0(0)				\$0	\$0	\$0	\$0	\$0	\$0	\$0	\$0	FY14	\$0	\$0	\$0
High	0	MRSPP-1	0	MRSPP-7	0	0	0	0	0	1		\$0	\$0	\$0	\$0	\$0	\$0	\$0	\$0	FY15	\$0	\$0	\$0
Medium	0	MRSPP-2	0	MRSPP-8	0	RA-C	0	0	0	0	1	\$0	\$0	\$0	\$0	\$0	\$0	\$0	\$0	FY16	\$0	\$0	\$0
Low	0	MRSPP-3	0	Evaluation Pending	1	RA-O	0	0	0	0	0	\$0	\$0	\$0	\$0	\$0	\$0	\$0	\$0	FY11-Comp. IRP		\$0	\$0
Not Evaluated	0	MRSPP-4	0	No Known/Suspected	0	LTM	0	0	0	0	1	\$0	\$0	\$0	\$0	\$0	\$0	\$0	\$0	FY11-Comp. MMRP		\$11,394	\$11,394
Not Required	0	MRSPP-5	0	No Longer Required	0	IRP Final RC: FY - MRS Final RC: FY 2125					Total	\$0	\$177	\$0	\$0	\$0	\$0	\$0	\$0	FY11-Complete		\$11,394	\$11,394
Total IRP Sites	0	MRSPP-6	0	Total MRSs	1																		

IRP Progress in FY10: No IRP sites identified.

IRP Progress Planned for FY11-FY12: No IRP sites identified.

MMRP Progress in FY10: No progress reported.

MMRP Progress Planned for FY11-FY12: No actions planned.

FORMERLY USED DEFENSE SITES - MODOC AERIAL GUNNERY AND BOMBING RANGE / CA99799FA50300 / C-TECH

IRP Sites and MRSs by Classification				Study	0	0	1	1	0	0			\$259	\$244	\$0	\$0	\$0	\$0	\$0	\$0	FY13	\$0	\$0
Response Complete	0	Response Complete	0	IRA	0(0)	0(0)	0(0)	0(0)				\$0	\$0	\$0	\$0	\$0	\$0	\$0	\$0	FY14	\$0	\$0	\$0
High	0	MRSPP-1	0	MRSPP-7	0	Design	0	0	0	0	1	\$0	\$0	\$0	\$0	\$0	\$0	\$0	\$0	FY15	\$0	\$0	\$0
Medium	0	MRSPP-2	0	MRSPP-8	0	RA-C	0	0	0	0	1	\$0	\$0	\$0	\$0	\$0	\$0	\$0	\$0	FY16	\$0	\$0	\$0
Low	0	MRSPP-3	0	Evaluation Pending	1	RA-O	0	0	0	0	0	\$0	\$0	\$0	\$0	\$0	\$0	\$0	\$0	FY11-Comp. IRP		\$766	\$766
Not Evaluated	1	MRSPP-4	0	No Known/Suspected	0	LTM	0	0	0	0	1	\$0	\$0	\$0	\$0	\$0	\$0	\$0	\$0	FY11-Comp. MMRP		\$22,181	\$22,181
Not Required	0	MRSPP-5	0	No Longer Required	0	IRP Final RC: FY 2015 MRS Final RC: FY 2094					Total	\$259	\$244	\$0	\$0	\$0	\$0	\$0	\$0	FY11-Complete		\$22,947	\$22,947
Total IRP Sites	1	MRSPP-6	0	Total MRSs	1																		

IRP Progress in FY10: No progress reported.

IRP Progress Planned for FY11-FY12: No actions planned.

MMRP Progress in FY10: No progress reported.

MMRP Progress Planned for FY11-FY12: No actions planned.

FORMERLY USED DEFENSE SITES - MOJAVE GUNNERY RANGE / CA99799FA26200

IRP Sites and MRSs by Classification				Study	0	0	0	1	0	0			\$0	\$2,292	\$0	\$7	\$0	\$251	\$0	\$0	FY13	\$0	\$3,358
Response Complete	0	Response Complete	0	IRA	0(0)	0(0)	0(0)	0(0)				\$0	\$0	\$0	\$0	\$0	\$0	\$0	\$0	FY14	\$0	\$0	\$0
High	0	MRSPP-1	0	MRSPP-7	0	Design	0	0	0	0	1	\$0	\$0	\$0	\$0	\$0	\$0	\$0	\$0	FY15	\$0	\$1,358	\$1,358
Medium	0	MRSPP-2	0	MRSPP-8	0	RA-C	0	0	0	0	1	\$0	\$0	\$0	\$0	\$0	\$0	\$0	\$0	FY16	\$0	\$1,780	\$1,780
Low	0	MRSPP-3	0	Evaluation Pending	1	RA-O	0	0	0	0	0	\$0	\$0	\$0	\$0	\$0	\$0	\$0	\$0	FY11-Comp. IRP		\$0	\$0
Not Evaluated	0	MRSPP-4	0	No Known/Suspected	0	LTM	0	0	0	0	1	\$0	\$0	\$0	\$0	\$0	\$0	\$0	\$0	FY11-Comp. MMRP		\$34,711	\$34,711
Not Required	0	MRSPP-5	0	No Longer Required	0	IRP Final RC: FY - MRS Final RC: FY 2024					Total	\$0	\$2,292	\$0	\$7	\$0	\$251	\$0	\$147	FY11-Complete		\$34,711	\$34,711
Total IRP Sites	0	MRSPP-6	0	Total MRSs	1																		

IRP Progress in FY10: No IRP sites identified.

IRP Progress Planned for FY11-FY12: No IRP sites identified.

MMRP Progress in FY10: RI/FS phase in progress.

MMRP Progress Planned for FY11-FY12: Competition of RI/FS scheduled for 2011. Start RD and RA, if funds are available.

*CTC Delta Reason: C-TECH-Technical Issues, C-REG-Regulatory Issues, C-EST-Estimating Criteria

**Schedule Impact Reason: TECH-Technical, CONT-Contracting, PERS-Personnel, REG-Regulatory, FUND-Funding

Note: Totals reflect installation project funding allocated to individual sites and do not include program management and other support costs.

Table E-6 Status of Installations with FY11 to Completion Cost Estimate Greater Than \$10,000,000

DoD Component - Installation / FFID / NPL or Proposed NPL / BRAC Year / RAB / CTC Delta from FY09*																			
Phase	Completed		Underway		Future		FY10 Schedule Impact**		Costs Through FY10 (\$000)		FY10 Funds Obligated (\$000)		FY11 Execution Planned (\$000)		FY12 Planning Estimate (\$000)		Estimated Costs (\$000)		
	IRP	MMRP	IRP	MMRP	IRP	MMRP	IRP	MMRP	IRP	MMRP	IRP	MMRP	IRP	MMRP	IRP	MMRP	Fiscal Year	IRP	MMRP
	Sites (Actions)						IRP	MMRP	IRP	MMRP	IRP	MMRP	IRP	MMRP	IRP	MMRP			

California

FORMERLY USED DEFENSE SITES - NEEDLES DIVISION CAMP / CA99799F553000

IRP Sites and MRSs by Classification				Study	0	0	0	1	0	0			\$0	\$189	\$0	\$0	\$0	\$0	\$0	\$0	FY13	\$0	\$0
Response Complete	0	Response Complete	0	IRA	0(0)	0(0)	0(0)	0(0)					\$0	\$0	\$0	\$0	\$0	\$0	\$0	\$0	FY14	\$0	\$0
High	0	MRSPP-1	0	MRSPP-7	0	0	0	0	0	1			\$0	\$0	\$0	\$0	\$0	\$0	\$0	\$0	FY15	\$0	\$0
Medium	0	MRSPP-2	0	MRSPP-8	0	RA-C	0	0	0	0	1		\$0	\$0	\$0	\$0	\$0	\$0	\$0	\$0	FY16	\$0	\$0
Low	0	MRSPP-3	0	Evaluation Pending	1	RA-O	0	0	0	0	0		\$0	\$0	\$0	\$0	\$0	\$0	\$0	\$0	FY11-Comp. IRP		\$0
Not Evaluated	0	MRSPP-4	0	No Known/Suspected	0	LTM	0	0	0	0	1		\$0	\$0	\$0	\$0	\$0	\$0	\$0	\$0	FY11-Comp. MMRP	\$87,118	
Not Required	0	MRSPP-5	0	No Longer Required	0	IRP Final RC: FY - MRS Final RC: FY 2106					Total	\$0	\$189	\$0	\$0	\$0	\$0	\$0	\$0	\$0	FY11-Complete	\$87,118	
Total IRP Sites	0	MRSPP-6	0	Total MRSs	1																		

IRP Progress in FY10: No IRP sites identified.

IRP Progress Planned for FY11-FY12: No IRP sites identified.

MMRP Progress in FY10: No activities completed in FY10, MMRP Site inspection Report completed 09/24/2008.

MMRP Progress Planned for FY11-FY12: No work anticipated for next two years until Baseline MMRP SIs are completed.

FORMERLY USED DEFENSE SITES - POINT SAL ATG GUN RGE / CA99799F556700

IRP Sites and MRSs by Classification				Study	0	0	0	1	0	0			\$0	\$178	\$0	\$178	\$0	\$20	\$0	\$15	FY13	\$0	\$0
Response Complete	0	Response Complete	0	IRA	0(0)	0(0)	0(0)	0(0)					\$0	\$0	\$0	\$0	\$0	\$0	\$0	\$0	FY14	\$0	\$0
High	0	MRSPP-1	0	MRSPP-7	0	Design	0	0	0	0	1		\$0	\$0	\$0	\$0	\$0	\$0	\$0	\$0	FY15	\$0	\$0
Medium	0	MRSPP-2	0	MRSPP-8	0	RA-C	0	0	0	0	1		\$0	\$0	\$0	\$0	\$0	\$0	\$0	\$0	FY16	\$0	\$0
Low	0	MRSPP-3	0	Evaluation Pending	1	RA-O	0	0	0	0	0		\$0	\$0	\$0	\$0	\$0	\$0	\$0	\$0	FY11-Comp. IRP		\$0
Not Evaluated	0	MRSPP-4	0	No Known/Suspected	0	LTM	0	0	0	0	1		\$0	\$0	\$0	\$0	\$0	\$0	\$0	\$0	FY11-Comp. MMRP	\$10,394	
Not Required	0	MRSPP-5	0	No Longer Required	0	IRP Final RC: FY - MRS Final RC: FY 2106					Total	\$0	\$178	\$0	\$178	\$0	\$20	\$0	\$15	\$0	FY11-Complete	\$10,394	
Total IRP Sites	0	MRSPP-6	0	Total MRSs	1																		

IRP Progress in FY10: No IRP sites identified.

IRP Progress Planned for FY11-FY12: No IRP sites identified.

MMRP Progress in FY10: MMRP Site Inspection; Contract awarded FY10. Finalize TPP August 25, 2010.

MMRP Progress Planned for FY11-FY12: MMRP Site Inspection TPP, SSWP, field work and Final SI Report to follow.

FORMERLY USED DEFENSE SITES - RICE VALLEY SAND DUNES / CA99799F525800 / C-TECH

IRP Sites and MRSs by Classification				Study	1	0	0	1	0	0			\$15	\$177	\$0	\$0	\$0	\$0	\$0	\$0	FY13	\$0	\$0
Response Complete	1	Response Complete	0	IRA	0(0)	0(0)	0(0)	0(0)					\$0	\$0	\$0	\$0	\$0	\$0	\$0	\$0	FY14	\$0	\$0
High	0	MRSPP-1	0	MRSPP-7	0	Design	1	0	0	0	1		\$15	\$0	\$0	\$0	\$0	\$0	\$0	\$0	FY15	\$0	\$0
Medium	0	MRSPP-2	0	MRSPP-8	0	RA-C	0	0	0	0	1		\$165	\$0	\$0	\$0	\$0	\$0	\$0	\$0	FY16	\$0	\$0
Low	0	MRSPP-3	0	Evaluation Pending	1	RA-O	0	0	0	0	0		\$0	\$0	\$0	\$0	\$0	\$0	\$0	\$0	FY11-Comp. IRP		\$0
Not Evaluated	0	MRSPP-4	0	No Known/Suspected	0	LTM	0	0	0	0	1		\$0	\$0	\$0	\$0	\$0	\$0	\$0	\$0	FY11-Comp. MMRP	\$11,264	
Not Required	0	MRSPP-5	0	No Longer Required	0	IRP Final RC: FY 1997 MRS Final RC: FY 2053					Total	\$195	\$177	\$0	\$0	\$0	\$0	\$0	\$0	\$0	FY11-Complete	\$11,264	
Total IRP Sites	1	MRSPP-6	0	Total MRSs	1																		

IRP Progress in FY10: No progress reported.

IRP Progress Planned for FY11-FY12: No actions planned.

MMRP Progress in FY10: No activities completed in FY10, MMRP Site inspection Report completed September 23, 2008.

MMRP Progress Planned for FY11-FY12: No work anticipated for next two years until Baseline MMRP SIs are completed.

*CTC Delta Reason: C-TECH-Technical Issues, C-REG-Regulatory Issues, C-EST-Estimating Criteria

**Schedule Impact Reason: TECH-Technical, CONT-Contracting, PERS-Personnel, REG-Regulatory, FUND-Funding

Note: Totals reflect installation project funding allocated to individual sites and do not include program management and other support costs.

Table E-6 Status of Installations with FY11 to Completion Cost Estimate Greater Than \$10,000,000

DoD Component - Installation / FFID / NPL or Proposed NPL / BRAC Year / RAB / CTC Delta from FY09*																							
Phase	Completed		Underway		Future		FY10 Schedule Impact**		Costs Through FY10 (\$000)		FY10 Funds Obligated (\$000)		FY11 Execution Planned (\$000)		FY12 Planning Estimate (\$000)		Estimated Costs (\$000)						
	IRP	MMRP	IRP	MMRP	IRP	MMRP	IRP	MMRP	IRP	MMRP	IRP	MMRP	IRP	MMRP	IRP	MMRP	Fiscal Year	IRP	MMRP				
	Sites (Actions)																IRP	MMRP	IRP	MMRP	IRP	MMRP	IRP

California

FORMERLY USED DEFENSE SITES - SISKIYOU BOMBING RANGE / CA99799F596700

IRP Sites and MRSs by Classification				Study	0	0	1	1	0	0			\$51	\$7	\$0	\$7	\$0	\$20	\$0	\$0	FY13	\$0	\$0
Response Complete	0	Response Complete	0	IRA	0(0)	0(0)	0(0)	0(0)					\$0	\$0	\$0	\$0	\$0	\$0	\$0	\$0	FY14	\$0	\$0
High	0	MRSPP-1	0	MRSPP-7	0	0	0	0	0	1			\$0	\$0	\$0	\$0	\$0	\$0	\$0	\$0	FY15	\$0	\$0
Medium	0	MRSPP-2	0	MRSPP-8	0	RA-C	0	0	0	0	1		\$0	\$0	\$0	\$0	\$0	\$0	\$0	\$0	FY16	\$0	\$0
Low	0	MRSPP-3	0	Evaluation Pending	1	RA-O	0	0	0	0	0		\$0	\$0	\$0	\$0	\$0	\$0	\$0	\$0	FY11-Comp. IRP		\$900
Not Evaluated	1	MRSPP-4	0	No Known/Suspected	0	LTM	0	0	0	0	1		\$0	\$0	\$0	\$0	\$0	\$0	\$0	\$0	FY11-Comp. MMRP		\$13,975
Not Required	0	MRSPP-5	0	No Longer Required	0	IRP Final RC: FY 2013 MRS Final RC: FY 2136					Total	\$51	\$7	\$0	\$7	\$0	\$20	\$0	\$0	\$0	FY11-Complete		\$14,875
Total IRP Sites	1	MRSPP-6	0	Total MRSs	1																		

<p>IRP Progress in FY10: HTRW SI scheduled in FY 2011.</p> <p>IRP Progress Planned for FY11-FY12: RI scheduled in FY 2012.</p>	<p>MMRP Progress in FY10: MRSPP to be completed in 2010.</p> <p>MMRP Progress Planned for FY11-FY12: MRSPP to be completed in 2011.</p>
--	---

FORMERLY USED DEFENSE SITES - SODA LAKE AIR-T-GROUND GUN RGE / CA99799F563000

IRP Sites and MRSs by Classification				Study	0	0	0	1	0	0			\$0	\$177	\$0	\$0	\$0	\$0	\$0	\$0	FY13	\$0	\$0
Response Complete	0	Response Complete	0	IRA	0(0)	0(0)	0(0)	0(0)					\$0	\$0	\$0	\$0	\$0	\$0	\$0	\$0	FY14	\$0	\$0
High	0	MRSPP-1	0	MRSPP-7	0	Design	0	0	0	0	1		\$0	\$0	\$0	\$0	\$0	\$0	\$0	\$0	FY15	\$0	\$0
Medium	0	MRSPP-2	0	MRSPP-8	0	RA-C	0	0	0	0	1		\$0	\$0	\$0	\$0	\$0	\$0	\$0	\$0	FY16	\$0	\$0
Low	0	MRSPP-3	0	Evaluation Pending	1	RA-O	0	0	0	0	0		\$0	\$0	\$0	\$0	\$0	\$0	\$0	\$0	FY11-Comp. IRP		\$0
Not Evaluated	0	MRSPP-4	0	No Known/Suspected	0	LTM	0	0	0	0	1		\$0	\$0	\$0	\$0	\$0	\$0	\$0	\$0	FY11-Comp. MMRP		\$17,128
Not Required	0	MRSPP-5	0	No Longer Required	0	IRP Final RC: FY - MRS Final RC: FY 2090					Total	\$0	\$177	\$0	\$0	\$0	\$0	\$0	\$0	\$0	FY11-Complete		\$17,128
Total IRP Sites	0	MRSPP-6	0	Total MRSs	1																		

<p>IRP Progress in FY10: No IRP sites identified.</p> <p>IRP Progress Planned for FY11-FY12: No IRP sites identified.</p>	<p>MMRP Progress in FY10: No activities completed in FY10, MMRP Site Inspection Report Completed/Finalized June 30, 2008.</p> <p>MMRP Progress Planned for FY11-FY12: No additional work anticipated until Baseline MMRP SI's are completed.</p>
---	--

FORMERLY USED DEFENSE SITES - TEMECULA BOMB TARGET #107 / CA99799FA49400

IRP Sites and MRSs by Classification				Study	0	0	0	1	0	0			\$0	\$166	\$0	\$0	\$0	\$0	\$0	\$0	FY13	\$0	\$0
Response Complete	0	Response Complete	0	IRA	0(0)	0(0)	0(0)	1(1)					\$0	\$1,071	\$0	\$1,071	\$0	\$1,071	\$0	\$15	FY14	\$0	\$0
High	0	MRSPP-1	0	MRSPP-7	0	Design	0	0	0	0	1		\$0	\$0	\$0	\$0	\$0	\$0	\$0	\$0	FY15	\$0	\$0
Medium	0	MRSPP-2	0	MRSPP-8	0	RA-C	0	0	0	0	1		\$0	\$0	\$0	\$0	\$0	\$0	\$0	\$0	FY16	\$0	\$0
Low	0	MRSPP-3	0	Evaluation Pending	1	RA-O	0	0	0	0	0		\$0	\$0	\$0	\$0	\$0	\$0	\$0	\$0	FY11-Comp. IRP		\$0
Not Evaluated	0	MRSPP-4	0	No Known/Suspected	0	LTM	0	0	0	0	1		\$0	\$0	\$0	\$0	\$0	\$0	\$0	\$0	FY11-Comp. MMRP		\$10,420
Not Required	0	MRSPP-5	0	No Longer Required	0	IRP Final RC: FY - MRS Final RC: FY 2017					Total	\$0	\$1,237	\$0	\$1,071	\$0	\$1,071	\$0	\$15	\$0	FY11-Complete		\$10,420
Total IRP Sites	0	MRSPP-6	0	Total MRSs	1																		

<p>IRP Progress in FY10: No IRP sites identified.</p> <p>IRP Progress Planned for FY11-FY12: No IRP sites identified.</p>	<p>MMRP Progress in FY10: Initiate removal action.</p> <p>MMRP Progress Planned for FY11-FY12: Complete interim removal action effort for MMRP items.</p>
---	---

*CTC Delta Reason: C-TECH-Technical Issues, C-REG-Regulatory Issues, C-EST-Estimating Criteria

**Schedule Impact Reason: TECH-Technical, CONT-Contracting, PERS-Personnel, REG-Regulatory, FUND-Funding

Note: Totals reflect installation project funding allocated to individual sites and do not include program management and other support costs.

Table E-6 Status of Installations with FY11 to Completion Cost Estimate Greater Than \$10,000,000

DoD Component - Installation / FFID / NPL or Proposed NPL / BRAC Year / RAB / CTC Delta from FY09*																			
Phase	Completed		Underway		Future		FY10 Schedule Impact**		Costs Through FY10 (\$000)		FY10 Funds Obligated (\$000)		FY11 Execution Planned (\$000)		FY12 Planning Estimate (\$000)		Estimated Costs (\$000)		
	IRP	MMRP	IRP	MMRP	IRP	MMRP	IRP	MMRP	IRP	MMRP	IRP	MMRP	IRP	MMRP	IRP	MMRP	Fiscal Year	IRP	MMRP
	Sites (Actions)						IRP	MMRP	IRP	MMRP	IRP	MMRP	IRP	MMRP	IRP	MMRP			

California

FORMERLY USED DEFENSE SITES - TEMECULA BOMBING RANGE #1 / CA99799FA47700

IRP Sites and MRSs by Classification				Study	0	0	0	1	0	0			\$0	\$170	\$0	\$0	\$0	\$0	\$0	\$0	FY13	\$0	\$0	
Response Complete	0	Response Complete	0	IRA	0(0)	0(0)	0(0)	0(0)					\$0	\$0	\$0	\$0	\$0	\$0	\$0	\$0	FY14	\$0	\$0	
High	0	MRSPP-1	0	MRSPP-7	0	0	0	0	0	1			\$0	\$0	\$0	\$0	\$0	\$0	\$0	\$0	FY15	\$0	\$0	
Medium	0	MRSPP-2	0	MRSPP-8	0	RA-C	0	0	0	0	1		\$0	\$0	\$0	\$0	\$0	\$0	\$0	\$0	FY16	\$0	\$0	
Low	0	MRSPP-3	0	Evaluation Pending	1	RA-O	0	0	0	0	0		\$0	\$0	\$0	\$0	\$0	\$0	\$0	\$0	FY11-Comp. IRP		\$0	
Not Evaluated	0	MRSPP-4	0	No Known/Suspected	0	LTM	0	0	0	0	1		\$0	\$0	\$0	\$0	\$0	\$0	\$0	\$0	FY11-Comp. MMRP		\$10,212	
Not Required	0	MRSPP-5	0	No Longer Required	0	IRP Final RC: FY - MRS Final RC: FY 2047						Total	\$0	\$170	\$0	\$0	\$0	\$0	\$0	\$0	\$0	FY11-Complete		\$10,212
Total IRP Sites	0	MRSPP-6	0	Total MRSs	1																			

IRP Progress in FY10: No IRP sites identified.

IRP Progress Planned for FY11-FY12: No IRP sites identified.

MMRP Progress in FY10: No activities completed in FY10, MMRP Site Inspection Report Completed/Finalized May 18, 2009.

MMRP Progress Planned for FY11-FY12: No work anticipated for next two years until Baseline MMRP SIs are completed.

FORMERLY USED DEFENSE SITES - TRABUCO BOMBING RANGE / CA99799F534700

IRP Sites and MRSs by Classification				Study	0	0	0	1	0	0			\$0	\$394	\$0	\$259	\$0	\$0	\$0	\$0	FY13	\$0	\$0	
Response Complete	0	Response Complete	0	IRA	0(0)	1(1)	0(0)	0(0)					\$0	\$1,823	\$0	\$0	\$0	\$0	\$0	\$0	FY14	\$0	\$0	
High	0	MRSPP-1	0	MRSPP-7	0	Design	0	0	0	0	1		\$0	\$0	\$0	\$0	\$0	\$0	\$0	\$0	FY15	\$0	\$0	
Medium	0	MRSPP-2	0	MRSPP-8	0	RA-C	0	0	0	1	0		\$0	\$91	\$0	\$0	\$0	\$0	\$0	\$0	FY16	\$0	\$0	
Low	0	MRSPP-3	0	Evaluation Pending	1	RA-O	0	0	0	0	0		\$0	\$0	\$0	\$0	\$0	\$0	\$0	\$0	FY11-Comp. IRP		\$0	
Not Evaluated	0	MRSPP-4	0	No Known/Suspected	0	LTM	0	0	0	0	1		\$0	\$0	\$0	\$0	\$0	\$0	\$0	\$0	FY11-Comp. MMRP		\$10,624	
Not Required	0	MRSPP-5	0	No Longer Required	0	IRP Final RC: FY - MRS Final RC: FY 2019						Total	\$0	\$2,308	\$0	\$259	\$0	\$0	\$0	\$0	\$0	FY11-Complete		\$10,624
Total IRP Sites	0	MRSPP-6	0	Total MRSs	1																			

IRP Progress in FY10: No IRP sites identified.

IRP Progress Planned for FY11-FY12: No IRP sites identified.

MMRP Progress in FY10: Progress During Fiscal Year: 2010 Reviewed Draft Remedial Investigation/Feasibility Study (RI/FS) Report.

MMRP Progress Planned for FY11-FY12: Complete Remedial Investigation/Feasibility Study (RI/FS), Proposed Plan, and Decision Document. Start Remedial Action.

FORMERLY USED DEFENSE SITES - TUBBS ISLAND / CA99799FA29800

IRP Sites and MRSs by Classification				Study	0	0	0	1	2	0			\$0	\$183	\$0	\$0	\$163	\$0	\$0	\$0	FY13	\$908	\$0	
Response Complete	0	Response Complete	0	IRA	0(0)	0(0)	0(0)	0(0)					\$0	\$0	\$0	\$0	\$0	\$0	\$0	\$0	FY14	\$112	\$0	
High	0	MRSPP-1	0	MRSPP-7	0	Design	0	0	1	0	1		\$7	\$0	\$7	\$0	\$0	\$0	\$0	\$0	FY15	\$50	\$0	
Medium	0	MRSPP-2	0	MRSPP-8	0	RA-C	0	0	0	0	2	1		\$0	\$0	\$0	\$0	\$0	\$0	\$0	FY16	\$53	\$0	
Low	0	MRSPP-3	0	Evaluation Pending	1	RA-O	0	0	0	0	1	0		\$0	\$0	\$0	\$0	\$0	\$0	\$0	FY11-Comp. IRP		\$1,738	
Not Evaluated	1	MRSPP-4	0	No Known/Suspected	0	LTM	0	0	0	0	1	1		\$0	\$0	\$0	\$0	\$0	\$0	\$0	FY11-Comp. MMRP		\$10,472	
Not Required	1	MRSPP-5	0	No Longer Required	0	IRP Final RC: FY 2017 MRS Final RC: FY 2059						Total	\$7	\$183	\$7	\$0	\$163	\$0	\$0	\$0	\$0	FY11-Complete		\$12,210
Total IRP Sites	2	MRSPP-6	0	Total MRSs	1																			

IRP Progress in FY10: Records review for Con/HTRW project did not find areas with tanks.

IRP Progress Planned for FY11-FY12: PCO package will be prepared for FY11 to NDAI this site.

MMRP Progress in FY10: SI did not find any MEC and site should be closed.

MMRP Progress Planned for FY11-FY12: Site to be discussed with State of California as a no risk site and a possible PCO for NDAI.

*CTC Delta Reason: C-TECH-Technical Issues, C-REG-Regulatory Issues, C-EST-Estimating Criteria

**Schedule Impact Reason: TECH-Technical, CONT-Contracting, PERS-Personnel, REG-Regulatory, FUND-Funding

Note: Totals reflect installation project funding allocated to individual sites and do not include program management and other support costs.

Table E-6 Status of Installations with FY11 to Completion Cost Estimate Greater Than \$10,000,000

DoD Component - Installation / FFID / NPL or Proposed NPL / BRAC Year / RAB / CTC Delta from FY09*																			
Phase	Completed		Underway		Future		FY10 Schedule Impact**		Costs Through FY10 (\$000)		FY10 Funds Obligated (\$000)		FY11 Execution Planned (\$000)		FY12 Planning Estimate (\$000)		Estimated Costs (\$000)		
	IRP	MMRP	IRP	MMRP	IRP	MMRP	IRP	MMRP	IRP	MMRP	IRP	MMRP	IRP	MMRP	IRP	MMRP	Fiscal Year	IRP	MMRP
	Sites (Actions)						IRP	MMRP	IRP	MMRP	IRP	MMRP	IRP	MMRP	IRP	MMRP			

California

FORMERLY USED DEFENSE SITES - UCSD (CAMP MATTHEWS) / CA99799F599800 / C-EST

IRP Sites and MRSs by Classification				Study	0	0	0	1	1	0			\$0	\$684	\$0	\$0	\$0	\$0	\$0	\$0	FY13	\$0	\$0
Response Complete	0	Response Complete	0	IRA	0(0)	0(0)	0(0)	0(0)					\$0	\$0	\$0	\$0	\$0	\$0	\$0	\$0	FY14	\$0	\$0
High	0	MRSPP-1	0	MRSPP-7	0	0	0	0	0	1			\$0	\$0	\$0	\$0	\$0	\$0	\$0	\$0	FY15	\$0	\$0
Medium	0	MRSPP-2	1	MRSPP-8	0	RA-C	0	0	0	0	1		\$0	\$0	\$0	\$0	\$0	\$0	\$0	\$0	FY16	\$0	\$0
Low	0	MRSPP-3	0	Evaluation Pending	0	RA-O	0	0	0	0	1	0	\$0	\$0	\$0	\$0	\$0	\$0	\$0	\$0	FY11-Comp. IRP		\$811
Not Evaluated	1	MRSPP-4	0	No Known/Suspected	0	LTM	0	0	0	0	0	1	\$0	\$0	\$0	\$0	\$0	\$0	\$0	\$0	FY11-Comp. MMRP		\$14,625
Not Required	0	MRSPP-5	0	No Longer Required	0	IRP Final RC: FY 2012		MRS Final RC: FY 2041				Total	\$0	\$684	\$0	\$0	\$0	\$0	\$0	\$0	FY11-Complete		\$15,436
Total IRP Sites	1	MRSPP-6	0	Total MRSs	1																		

IRP Progress in FY10: No IRP in Progress.

IRP Progress Planned for FY11-FY12: SI phase scheduled for FY12 for eleven USTs have been removed, with no visual evidence of their previous location during the property visit.

MMRP Progress in FY10: No progress reported.

MMRP Progress Planned for FY11-FY12: No actions planned.

FORMERLY USED DEFENSE SITES - VERNALIS DIVE BOMB NO. 7 / CA99799FA49900

IRP Sites and MRSs by Classification				Study	0	0	0	1	1	0			\$0	\$160	\$0	\$28	\$0	\$0	\$0	\$0	FY13	\$60	\$0
Response Complete	0	Response Complete	0	IRA	0(0)	0(0)	0(0)	0(0)					\$0	\$0	\$0	\$0	\$0	\$0	\$0	\$0	FY14	\$500	\$0
High	0	MRSPP-1	0	MRSPP-7	0	Design	0	0	0	0	1	1	\$0	\$0	\$0	\$0	\$0	\$0	\$0	\$0	FY15	\$88	\$0
Medium	0	MRSPP-2	0	MRSPP-8	0	RA-C	0	0	0	0	1	1	\$0	\$0	\$0	\$0	\$0	\$0	\$0	\$0	FY16	\$0	\$0
Low	0	MRSPP-3	0	Evaluation Pending	1	RA-O	0	0	0	0	0	0	\$0	\$0	\$0	\$0	\$0	\$0	\$0	\$0	FY11-Comp. IRP		\$4,613
Not Evaluated	1	MRSPP-4	0	No Known/Suspected	0	LTM	0	0	0	0	0	1	\$0	\$0	\$0	\$0	\$0	\$0	\$0	\$0	FY11-Comp. MMRP		\$11,577
Not Required	0	MRSPP-5	0	No Longer Required	0	IRP Final RC: FY 2019		MRS Final RC: FY 2031				Total	\$0	\$160	\$0	\$28	\$0	\$0	\$0	\$0	FY11-Complete		\$16,190
Total IRP Sites	1	MRSPP-6	0	Total MRSs	1																		

IRP Progress in FY10: No IRP work was conducted during FY10.

IRP Progress Planned for FY11-FY12: SI programmed for FY11 and if depending on what is found RI/FS work is programmed for FY12.

MMRP Progress in FY10: MMRP SI was completed in FY10.

MMRP Progress Planned for FY11-FY12: Future work for this site will be developed pending the sequencing of all MMRP sites within the nation and within the state of California.

FORMERLY USED DEFENSE SITES - WILEY WELLS WATER POINT (CAMA) / CA99799F568900

IRP Sites and MRSs by Classification				Study	0	0	0	1	0	0			\$0	\$184	\$0	\$17	\$0	\$0	\$0	\$0	FY13	\$0	\$0
Response Complete	0	Response Complete	0	IRA	0(0)	0(0)	0(0)	0(0)					\$0	\$0	\$0	\$0	\$0	\$0	\$0	\$0	FY14	\$0	\$0
High	0	MRSPP-1	0	MRSPP-7	0	Design	0	0	0	0	0	1	\$0	\$0	\$0	\$0	\$0	\$0	\$0	\$0	FY15	\$0	\$0
Medium	0	MRSPP-2	0	MRSPP-8	0	RA-C	0	0	0	0	0	1	\$0	\$0	\$0	\$0	\$0	\$0	\$0	\$0	FY16	\$0	\$0
Low	0	MRSPP-3	0	Evaluation Pending	1	RA-O	0	0	0	0	0	0	\$0	\$0	\$0	\$0	\$0	\$0	\$0	\$0	FY11-Comp. IRP		\$0
Not Evaluated	0	MRSPP-4	0	No Known/Suspected	0	LTM	0	0	0	0	0	1	\$0	\$0	\$0	\$0	\$0	\$0	\$0	\$0	FY11-Comp. MMRP		\$31,917
Not Required	0	MRSPP-5	0	No Longer Required	0	IRP Final RC: FY -		MRS Final RC: FY 2083				Total	\$0	\$184	\$0	\$17	\$0	\$0	\$0	\$0	FY11-Complete		\$31,917
Total IRP Sites	0	MRSPP-6	0	Total MRSs	1																		

IRP Progress in FY10: No IRP sites identified.

IRP Progress Planned for FY11-FY12: No IRP sites identified.

MMRP Progress in FY10: No activities completed in FY10, MMRP Site inspection Report completed April 21, 2010

MMRP Progress Planned for FY11-FY12: No other work anticipated for next two years until Baseline MMRP SIs are completed.

*CTC Delta Reason: C-TECH-Technical Issues, C-REG-Regulatory Issues, C-EST-Estimating Criteria

**Schedule Impact Reason: TECH-Technical, CONT-Contracting, PERS-Personnel, REG-Regulatory, FUND-Funding

Note: Totals reflect installation project funding allocated to individual sites and do not include program management and other support costs.

Table E-6 Status of Installations with FY11 to Completion Cost Estimate Greater Than \$10,000,000

DoD Component - Installation / FFID / NPL or Proposed NPL / BRAC Year / RAB / CTC Delta from FY09*														FY10 Schedule Impact**		Costs Through FY10 (\$000)		FY10 Funds Obligated (\$000)		FY11 Execution Planned (\$000)		FY12 Planning Estimate (\$000)		Estimated Costs (\$000)		
Phase	Completed				Underway				Future				IRP	MMRP	IRP	MMRP	IRP	MMRP	IRP	MMRP	IRP	MMRP	Fiscal Year	IRP	MMRP	
	IRP	MMRP	IRP	MMRP	IRP	MMRP	IRP	MMRP	IRP	MMRP	IRP	MMRP														IRP

Colorado

ARMY - FORT CARSON / CO821402015000 / RAB

IRP Sites and MRSs by Classification				Study	89	0	7	0	0	0			\$20,549	\$0	\$670	\$0	\$475	\$0	\$565	\$0	FY13	\$2,794	\$0	
Response Complete	71	Response Complete	0	IRA	13(23)	0(0)	0(0)	0(0)					\$14,396	\$0	\$0	\$0	\$0	\$0	\$0	\$0	FY14	\$1,974	\$0	
High	0	MRSPP-1	0	MRSPP-7	0	Design	2	0	17	0	0	0	\$2,463	\$0	\$0	\$0	\$0	\$0	\$0	\$0	FY15	\$838	\$0	
Medium	0	MRSPP-2	0	MRSPP-8	0	RA-C	5	0	20	0	0	0	\$26,048	\$0	\$0	\$0	\$350	\$0	\$254	\$0	FY16	\$242	\$0	
Low	14	MRSPP-3	0	Evaluation Pending	0	RA-O	2	0	19	0	0	0	\$3,532	\$0	\$2,309	\$0	\$3,304	\$0	\$2,824	\$0	FY11-Comp. IRP		\$15,214	
Not Evaluated	11	MRSPP-4	0	No Known/Suspected	0	LTM	12	0	6	0	7	0	\$6,360	\$0	\$0	\$0	\$0	\$0	\$0	\$0	FY11-Comp. MMRP		\$0	
Not Required	0	MRSPP-5	0	No Longer Required	0	IRP Final RC: FY 2016 MRS Final RC: FY -						Total	\$73,348	\$0	\$2,979	\$0	\$4,129	\$0	\$3,643	\$0	FY11-Complete		\$15,214	
Total IRP Sites	96	MRSPP-6	0	Total MRSs	0	Five-Year Review Underway																		

<p>IRP Progress in FY10: The following documents were approved: RFI reports for SWMU 168 and FTC-023 (SWMUs 62 and 78), No further actions (NFAs) for SWMUs 30, 36, 50, and FTC-023 (SWMUs 55, 56, 60, 61, 62, 63, 68, 73, 76, 77, 80, and 86), Presumptive remedy work plan for SWMUs 164 and 168, RFI work plan for FTC-023 (SWMUs 79, 88, 108, and 109), and other plans. In lieu of environmental covenants the state of Colorado will issue a Notice of Environmental Remediation for future SWMU land use restrictions.</p> <p>IRP Progress Planned for FY11-FY12: Complete RFIs for SWMUs 36, 45, and the FTC-023 (SWMUs 79, 87, 88, 89, 108, and 109). Complete/initiate NFAs for SWMUs 36, 45, 51, and FTC-023 (SWMUs 78, 79, 81, 82, 87, 88, 89, 92, 108, and 109). Corrective measures study (CMS) work will be initiated or continued for SWMUs 2/3, 7, 8, 13, 14, 16, 24, 53, 164, 167, and 168. Long-term management (LTM) for SWMU 4, SWMU 5, and SWMU 9 will continue. Monitoring and maintenance will continue at SWMUs 2/3, 7, 8, 14, and 84.</p>	<p>MMRP Progress in FY10: No MMRP sites identified.</p> <p>MMRP Progress Planned for FY11-FY12: No MMRP sites identified.</p>
---	---

ARMY - JFHQ CO ARNG / CO82118080NG00

IRP Sites and MRSs by Classification				Study	0	0	0	8	0	0			\$0	\$349	\$0	\$349	\$0	\$779	\$0	\$5,828	FY13	\$0	\$5,527
Response Complete	0	Response Complete	0	IRA	0(0)	0(0)	0(0)	0(0)					\$0	\$0	\$0	\$0	\$0	\$0	\$0	\$0	FY14	\$0	\$0
High	0	MRSPP-1	0	MRSPP-7	0	Design	0	0	0	0	0	5	\$0	\$0	\$0	\$0	\$0	\$0	\$0	\$0	FY15	\$0	\$5,249
Medium	0	MRSPP-2	0	MRSPP-8	0	RA-C	0	0	0	0	0	5	\$0	\$0	\$0	\$0	\$0	\$0	\$0	\$0	FY16	\$0	\$2,202
Low	0	MRSPP-3	0	Evaluation Pending	8	RA-O	0	0	0	0	0	0	\$0	\$0	\$0	\$0	\$0	\$0	\$0	\$0	FY11-Comp. IRP		\$0
Not Evaluated	0	MRSPP-4	0	No Known/Suspected	0	LTM	0	0	0	0	0	1	\$0	\$0	\$0	\$0	\$0	\$0	\$0	\$0	FY11-Comp. MMRP		\$19,721
Not Required	0	MRSPP-5	0	No Longer Required	0	IRP Final RC: FY - MRS Final RC: FY 2019						Total	\$0	\$349	\$0	\$349	\$0	\$779	\$0	\$5,828	FY11-Complete		\$19,721
Total IRP Sites	0	MRSPP-6	0	Total MRSs	8																		

<p>IRP Progress in FY10: No IRP sites identified.</p> <p>IRP Progress Planned for FY11-FY12: No IRP sites identified.</p>	<p>MMRP Progress in FY10: An SI was awarded and initiated in FY10.</p> <p>MMRP Progress Planned for FY11-FY12: The SI is expected to be completed in FY12.</p>
---	--

ARMY - PUEBLO CHEMICAL DEPOT / CO821382072500 / BRAC 1988 / RAB

IRP Sites and MRSs by Classification				Study	31	3	12	11	0	0			\$34,374	\$501	\$1,004	\$84	\$168	\$324	\$0	\$0	FY13	\$1,530	\$22
Response Complete	26	Response Complete	2	IRA	8(12)	9(10)	0(0)	2(2)					\$4,150	\$163	\$0	\$44	\$0	\$24	\$0	\$22	FY14	\$694	\$0
High	10	MRSPP-1	0	MRSPP-7	0	Design	2	0	6	0	8	11	\$6,003	\$25	\$56	\$0	\$142	\$0	\$0	\$0	FY15	\$694	\$0
Medium	6	MRSPP-2	0	MRSPP-8	0	RA-C	6	0	6	0	8	12	\$65,040	\$121	\$1,550	\$0	\$1,470	\$0	\$341	\$0	FY16	\$2,908	\$0
Low	1	MRSPP-3	0	Evaluation Pending	11	RA-O	1	0	4	0	1	0	\$32,286	\$25	\$4,002	\$0	\$4,915	\$0	\$4,037	\$0	FY11-Comp. IRP		\$58,977
Not Evaluated	0	MRSPP-4	1	No Known/Suspected	0	LTM	3	1	2	0	3	2	\$4,109	\$25	\$0	\$0	\$0	\$0	\$0	\$0	FY11-Comp. MMRP		\$29,930
Not Required	0	MRSPP-5	0	No Longer Required	2	IRP Final RC: FY 2023 MRS Final RC: FY 2018						Total	\$145,962	\$860	\$6,612	\$128	\$6,695	\$348	\$4,378	\$22	FY11-Complete		\$88,907
Total IRP Sites	43	MRSPP-6	0	Total MRSs	14																		

<p>IRP Progress in FY10: Refer to Page F-155.</p> <p>IRP Progress Planned for FY11-FY12: Refer to Page F-155.</p>	<p>MMRP Progress in FY10: Refer to Page F-155.</p> <p>MMRP Progress Planned for FY11-FY12: Refer to Page F-155.</p>
---	---

*CTC Delta Reason: C-TECH-Technical Issues, C-REG-Regulatory Issues, C-EST-Estimating Criteria

**Schedule Impact Reason: TECH-Technical, CONT-Contracting, PERS-Personnel, REG-Regulatory, FUND-Funding

Note: Totals reflect installation project funding allocated to individual sites and do not include program management and other support costs.

Table E-6 Status of Installations with FY11 to Completion Cost Estimate Greater Than \$10,000,000

DoD Component - Installation / FFID / NPL or Proposed NPL / BRAC Year / RAB / CTC Delta from FY09*																			
Phase	Completed		Underway		Future		FY10 Schedule Impact**		Costs Through FY10 (\$000)		FY10 Funds Obligated (\$000)		FY11 Execution Planned (\$000)		FY12 Planning Estimate (\$000)		Estimated Costs (\$000)		
	IRP	MMRP	IRP	MMRP	IRP	MMRP	IRP	MMRP	IRP	MMRP	IRP	MMRP	IRP	MMRP	IRP	MMRP	Fiscal Year	IRP	MMRP
	Sites (Actions)						IRP	MMRP	IRP	MMRP	IRP	MMRP	IRP	MMRP	IRP	MMRP			

Colorado

ARMY - ROCKY MOUNTAIN ARSENAL / CO821382076900 / NPL / RAB / C-TECH

IRP Sites and MRSs by Classification				Study	213	0	0	0	0	0			\$207,078	\$0	\$0	\$0	\$0	\$0	\$0	FY13	\$4,003	\$0		
Response Complete	205	Response Complete	0	IRA	26(26)	0(0)	0(0)	0(0)					\$336,461	\$0	\$0	\$0	\$0	\$0	\$0	FY14	\$8,113	\$0		
High	0	MRSPP-1	0	MRSPP-7	0	Design	125	0	0	0	0	0	\$10,161	\$0	\$0	\$0	\$0	\$0	\$0	FY15	\$5,934	\$0		
Medium	0	MRSPP-2	0	MRSPP-8	0	RA-C	123	0	2	0	0	0	\$941,810	\$0	\$0	\$0	\$0	\$0	\$0	FY16	\$5,881	\$0		
Low	2	MRSPP-3	0	Evaluation Pending	0	RA-O	5	0	6	0	0	0	\$93,417	\$0	\$6,366	\$0	\$2,492	\$0	\$2,421	FY11-Comp. IRP		\$170,402		
Not Evaluated	0	MRSPP-4	0	No Known/Suspected	0	LTM	1	0	4	0	5	0	\$184,897	\$0	\$26,271	\$0	\$17,508	\$0	\$4,376	FY11-Comp. MMRP		\$0		
Not Required	6	MRSPP-5	0	No Longer Required	0	IRP Final RC: FY 2040 MRS Final RC: FY -						Total	\$1,773,824	\$0	\$32,637	\$0	\$20,000	\$0	\$6,797	\$0	FY11-Complete		\$170,402	
Total IRP Sites	213	MRSPP-6	0	Total MRSs	0	Five-Year Review Completed and Underway																		

IRP Progress in FY10: Refer to Page F-164.	MMRP Progress in FY10: No MMRP sites identified.
IRP Progress Planned for FY11-FY12: Refer to Page F-164.	MMRP Progress Planned for FY11-FY12: No MMRP sites identified.

AIR FORCE - AIR FORCE PLANT PJKS / CO857172553700 / NPL / RAB

IRP Sites and MRSs by Classification				Study	61	5	0	0	0	0			\$22,601	\$0	\$0	\$0	\$0	\$0	\$0	FY13	\$2,011	\$0	
Response Complete	51	Response Complete	5	IRA	41(41)	1(1)	3(3)	0(0)					\$16,552	\$0	\$1,140	\$0	\$0	\$0	\$873	FY14	\$1,683	\$0	
High	0	MRSPP-1	0	MRSPP-7	0	Design	3	0	0	0	0	0	\$4,707	\$0	\$0	\$0	\$0	\$0	\$0	FY15	\$1,796	\$0	
Medium	3	MRSPP-2	0	MRSPP-8	0	RA-C	4	0	0	0	0	0	\$1,000	\$0	\$0	\$0	\$0	\$0	\$0	FY16	\$1,836	\$0	
Low	2	MRSPP-3	0	Evaluation Pending	0	RA-O	4	0	1	0	3	0	\$0	\$0	\$0	\$0	\$915	\$0	\$1,667	FY11-Comp. IRP		\$19,131	
Not Evaluated	0	MRSPP-4	0	No Known/Suspected	0	LTM	0	0	16	0	3	0	\$60	\$0	\$20	\$0	\$20	\$0	\$16	FY11-Comp. MMRP		\$0	
Not Required	5	MRSPP-5	0	No Longer Required	5	IRP Final RC: FY 2020 MRS Final RC: FY 2005						Total	\$44,920	\$0	\$1,160	\$0	\$935	\$0	\$2,556	\$0	FY11-Complete		\$19,131
Total IRP Sites	61	MRSPP-6	0	Total MRSs	5																		

IRP Progress in FY10: Refer to Page F-15.	MMRP Progress in FY10: Refer to Page F-15.
IRP Progress Planned for FY11-FY12: Refer to Page F-15.	MMRP Progress Planned for FY11-FY12: Refer to Page F-15.

AIR FORCE - BUCKLEY AIR BASE WING / CO857282564400 / BRAC 2005 Realignment / RAB / C-EST

IRP Sites and MRSs by Classification				Study	9	11	2	14	30	0			\$8,015	\$2,151	\$255	\$1,264	\$466	\$0	\$0	\$456	FY13	\$738	\$525	
Response Complete	6	Response Complete	11	IRA	6(8)	0(0)	1(2)	14(14)					\$3,153	\$1,655	\$78	\$0	\$0	\$0	\$0	\$0	FY14	\$554	\$231	
High	0	MRSPP-1	0	MRSPP-7	0	Design	0	0	0	0	2	0	\$1,113	\$0	\$0	\$0	\$0	\$0	\$0	\$0	FY15	\$566	\$0	
Medium	1	MRSPP-2	0	MRSPP-8	0	RA-C	0	0	0	0	2	3	\$949	\$0	\$847	\$0	\$1,488	\$0	\$2,002	\$0	FY16	\$19,009	\$255	
Low	2	MRSPP-3	0	Evaluation Pending	14	RA-O	0	0	0	0	3	2	\$211	\$0	\$40	\$0	\$47	\$0	\$643	\$0	FY11-Comp. IRP		\$34,205	
Not Evaluated	32	MRSPP-4	0	No Known/Suspected	0	LTM	3	0	0	11	3	4	\$2,827	\$246	\$1,392	\$246	\$65	\$0	\$214	\$0	FY11-Comp. MMRP		\$2,115	
Not Required	0	MRSPP-5	0	No Longer Required	11	IRP Final RC: FY 2034 MRS Final RC: FY 2014						Total	\$16,268	\$4,052	\$2,612	\$1,510	\$2,066	\$0	\$2,859	\$456	FY11-Complete		\$36,320	
Total IRP Sites	41	MRSPP-6	0	Total MRSs	25	Five-Year Review Planned for Future																		

IRP Progress in FY10: Administrative Record Maintenance; Site 1 FY10 PBC Award; Site 3 FY10 PBC Award; Site 7 (DP007) PP through ROD; Site 7 (DP007) Complete Removal Action; Site 10 FY10 PBC Award; Site 11 (Bldg 1011) FS; East Industrial Area RI; and West Industrial Area RI.	MMRP Progress in FY10: Awarded multiple site RI and surface clearance actions.
IRP Progress Planned for FY11-FY12: GEITA 460 CES/CEVR ERP Administrative Support; Site 1 FY11 PBC Award; Site 3 FY11 PBC Award; and Site 10 FY11 PBC Award.	MMRP Progress Planned for FY11-FY12: Complete the RIs scoped and awarded in FY10.

*CTC Delta Reason: C-TECH-Technical Issues, C-REG-Regulatory Issues, C-EST-Estimating Criteria

**Schedule Impact Reason: TECH-Technical, CONT-Contracting, PERS-Personnel, REG-Regulatory, FUND-Funding

Note: Totals reflect installation project funding allocated to individual sites and do not include program management and other support costs.

Table E-6 Status of Installations with FY11 to Completion Cost Estimate Greater Than \$10,000,000

DoD Component - Installation / FFID / NPL or Proposed NPL / BRAC Year / RAB / CTC Delta from FY09*																			
Phase	Completed		Underway		Future		FY10 Schedule Impact**		Costs Through FY10 (\$000)		FY10 Funds Obligated (\$000)		FY11 Execution Planned (\$000)		FY12 Planning Estimate (\$000)		Estimated Costs (\$000)		
	IRP	MMRP	IRP	MMRP	IRP	MMRP	IRP	MMRP	IRP	MMRP	IRP	MMRP	IRP	MMRP	IRP	MMRP	Fiscal Year	IRP	MMRP
	Sites (Actions)						IRP	MMRP	IRP	MMRP	IRP	MMRP	IRP	MMRP	IRP	MMRP			

Colorado

FORMERLY USED DEFENSE SITES - BUCKLEY FIELD / CO89799F051500 / RAB

IRP Sites and MRSs by Classification				Study	0	4	0	0	0	0			\$58	\$15,042	\$0	\$0	\$0	\$0	\$0	\$0	FY13	\$0	\$8,000	
Response Complete	0	Response Complete	3	IRA	0(0)	1(1)	0(0)	0(0)					\$485	\$526	\$0	\$0	\$0	\$0	\$0	\$0	FY14	\$0	\$8,000	
High	0	MRSPP-1	0	MRSPP-7	0	0	0	0	0	0			\$0	\$0	\$0	\$0	\$0	\$0	\$0	\$0	FY15	\$0	\$8,379	
Medium	0	MRSPP-2	0	MRSPP-8	0	RA-C	0	3	0	1	0	0	\$0	\$102,356	\$0	\$8,111	\$0	\$3,983	\$0	\$12,017	FY16	\$0	\$66	
Low	0	MRSPP-3	0	Evaluation Pending	1	RA-O	0	0	0	0	0	0	\$0	\$0	\$0	\$0	\$0	\$0	\$0	\$0	FY11-Comp. IRP		\$0	
Not Evaluated	0	MRSPP-4	0	No Known/Suspected	0	LTM	0	3	0	0	0	1	\$0	\$8	\$0	\$0	\$0	\$0	\$0	\$0	FY11-Comp. MMRP		\$41,054	
Not Required	0	MRSPP-5	0	No Longer Required	3	IRP Final RC: FY - MRS Final RC: FY 2015						Total	\$543	\$117,932	\$0	\$8,111	\$0	\$3,983	\$0	\$12,017	FY11-Complete		\$41,054	
Total IRP Sites	0	MRSPP-6	0	Total MRSs	4	Five-Year Review Planned for Future																		

IRP Progress in FY10: No IRP sites identified.

IRP Progress Planned for FY11-FY12: No IRP sites identified.

MMRP Progress in FY10: MEC Removal Actions continue to progress on schedule. Annual funding for project is \$8M/year.

MMRP Progress Planned for FY11-FY12: MEC Removal Actions anticipated to continue for an estimated 5 years.

FORMERLY USED DEFENSE SITES - CAMP HALE / CO89799F051300

IRP Sites and MRSs by Classification				Study	1	1	0	1	0	0			\$0	\$3,917	\$0	\$1,530	\$0	\$0	\$0	\$0	FY13	\$0	\$0
Response Complete	1	Response Complete	1	IRA	0(0)	1(1)	0(0)	0(0)					\$0	\$3,097	\$0	\$0	\$0	\$0	\$0	\$0	FY14	\$0	\$0
High	0	MRSPP-1	0	MRSPP-7	0	Design	1	0	0	0	0	1	\$0	\$0	\$0	\$0	\$0	\$0	\$0	\$0	FY15	\$0	\$0
Medium	0	MRSPP-2	0	MRSPP-8	0	RA-C	1	0	0	0	0	1	\$0	\$0	\$0	\$0	\$0	\$0	\$0	\$0	FY16	\$0	\$559
Low	0	MRSPP-3	0	Evaluation Pending	1	RA-O	0	0	0	0	0	0	\$0	\$0	\$0	\$0	\$0	\$0	\$0	\$0	FY11-Comp. IRP		\$0
Not Evaluated	0	MRSPP-4	0	No Known/Suspected	0	LTM	0	0	0	0	0	1	\$0	\$0	\$0	\$0	\$0	\$0	\$0	\$0	FY11-Comp. MMRP		\$168,477
Not Required	0	MRSPP-5	0	No Longer Required	1	IRP Final RC: FY 1986 MRS Final RC: FY 2032						Total	\$0	\$7,014	\$0	\$1,530	\$0	\$0	\$0	\$0	FY11-Complete		\$168,477
Total IRP Sites	1	MRSPP-6	0	Total MRSs	2																		

IRP Progress in FY10: No progress reported.

IRP Progress Planned for FY11-FY12: No actions planned.

MMRP Progress in FY10: Interim Risk Management Plan was prepared in coordination with regulators and stakeholders. Remedial Investigation contract was awarded. Field work scheduled to begin in FY 2011.

MMRP Progress Planned for FY11-FY12: Remedial Investigations will begin. Specific munitions response sites to be addressed will be dependent on future funding availability.

FORMERLY USED DEFENSE SITES - PUEBLO AIR TI GROUND GUN RGE / CO89799F058200

IRP Sites and MRSs by Classification				Study	0	0	0	1	0	0			\$0	\$173	\$0	\$0	\$0	\$0	\$0	\$0	FY13	\$0	\$0
Response Complete	0	Response Complete	0	IRA	0(0)	1(1)	0(0)	0(0)					\$0	\$64	\$0	\$64	\$0	\$0	\$0	\$0	FY14	\$0	\$0
High	0	MRSPP-1	0	MRSPP-7	0	Design	0	0	0	0	0	1	\$0	\$0	\$0	\$0	\$0	\$0	\$0	\$0	FY15	\$0	\$0
Medium	0	MRSPP-2	0	MRSPP-8	0	RA-C	0	0	0	0	0	1	\$0	\$0	\$0	\$0	\$0	\$0	\$0	\$0	FY16	\$0	\$0
Low	0	MRSPP-3	0	Evaluation Pending	1	RA-O	0	0	0	0	0	0	\$0	\$0	\$0	\$0	\$0	\$0	\$0	\$0	FY11-Comp. IRP		\$0
Not Evaluated	0	MRSPP-4	0	No Known/Suspected	0	LTM	0	0	0	0	0	1	\$0	\$0	\$0	\$0	\$0	\$0	\$0	\$0	FY11-Comp. MMRP		\$24,769
Not Required	0	MRSPP-5	0	No Longer Required	0	IRP Final RC: FY - MRS Final RC: FY 2032						Total	\$0	\$237	\$0	\$64	\$0	\$0	\$0	\$0	FY11-Complete		\$24,769
Total IRP Sites	0	MRSPP-6	0	Total MRSs	1																		

IRP Progress in FY10: No IRP sites identified.

IRP Progress Planned for FY11-FY12: No IRP sites identified.

MMRP Progress in FY10: The Final Site Inspection Report was completed 30 Jun 2009

MMRP Progress Planned for FY11-FY12: An Interim Risk Management Plan is scheduled for completion in FY11 to minimize risk until such time as a Remedial Investigation can be programmed.

*CTC Delta Reason: C-TECH-Technical Issues, C-REG-Regulatory Issues, C-EST-Estimating Criteria

**Schedule Impact Reason: TECH-Technical, CONT-Contracting, PERS-Personnel, REG-Regulatory, FUND-Funding

Note: Totals reflect installation project funding allocated to individual sites and do not include program management and other support costs.

Table E-6 Status of Installations with FY11 to Completion Cost Estimate Greater Than \$10,000,000

DoD Component - Installation / FFID / NPL or Proposed NPL / BRAC Year / RAB / CTC Delta from FY09*																			
Phase	Completed		Underway		Future		FY10 Schedule Impact**		Costs Through FY10 (\$000)		FY10 Funds Obligated (\$000)		FY11 Execution Planned (\$000)		FY12 Planning Estimate (\$000)		Estimated Costs (\$000)		
	IRP	MMRP	IRP	MMRP	IRP	MMRP	IRP	MMRP	IRP	MMRP	IRP	MMRP	IRP	MMRP	IRP	MMRP	Fiscal Year	IRP	MMRP
	Sites (Actions)						IRP	MMRP	IRP	MMRP	IRP	MMRP	IRP	MMRP	IRP	MMRP			

Colorado

FORMERLY USED DEFENSE SITES - PUEBLO PRE BOMB RGE #2 / CO89799F058600

IRP Sites and MRSs by Classification					Study	0	0	0	1	0	0			\$0	\$198	\$0	\$0	\$0	\$0	\$0	\$0	\$0	\$0	FY13	\$0	\$0
Response Complete	0	Response Complete	0		IRA	0(0)	1(1)	0(0)	0(0)					\$0	\$64	\$0	\$64	\$0	\$0	\$0	\$0	\$0	FY14	\$0	\$0	
High	0	MRSPP-1	0	MRSPP-7	0	Design	0	0	0	0	1			\$0	\$0	\$0	\$0	\$0	\$0	\$0	\$0	FY15	\$0	\$0		
Medium	0	MRSPP-2	0	MRSPP-8	0	RA-C	0	0	0	0	1			\$0	\$0	\$0	\$0	\$0	\$0	\$0	\$0	FY16	\$0	\$42		
Low	0	MRSPP-3	0	Evaluation Pending	1	RA-O	0	0	0	0	0			\$0	\$0	\$0	\$0	\$0	\$0	\$0	\$0	FY11-Comp. IRP		\$0		
Not Evaluated	0	MRSPP-4	0	No Known/Suspected	0	LTM	0	0	0	0	1			\$0	\$0	\$0	\$0	\$0	\$0	\$0	\$0	FY11-Comp. MMRP		\$62,675		
Not Required	0	MRSPP-5	0	No Longer Required	0	IRP Final RC: FY - MRS Final RC: FY 2028						Total	\$0	\$262	\$0	\$64	\$0	\$0	\$0	\$0	\$0	\$0	FY11-Complete		\$62,675	
Total IRP Sites	0	MRSPP-6	0	Total MRSs	1																					

IRP Progress in FY10: No IRP sites identified.

IRP Progress Planned for FY11-FY12: No IRP sites identified.

MMRP Progress in FY10: The Final Site Inspection Report was completed 28 Aug 2009.

MMRP Progress Planned for FY11-FY12: An Interim Risk Management Plan is scheduled for completion in FY11 to minimize risk until such time as a Remedial Investigation can be programmed.

*CTC Delta Reason: C-TECH-Technical Issues, C-REG-Regulatory Issues, C-EST-Estimating Criteria

**Schedule Impact Reason: TECH-Technical, CONT-Contracting, PERS-Personnel, REG-Regulatory, FUND-Funding

Note: Totals reflect installation project funding allocated to individual sites and do not include program management and other support costs.

Table E-6 Status of Installations with FY11 to Completion Cost Estimate Greater Than \$10,000,000

DoD Component - Installation / FFID / NPL or Proposed NPL / BRAC Year / RAB / CTC Delta from FY09*																			
Phase	Completed		Underway		Future		FY10 Schedule Impact**		Costs Through FY10 (\$000)		FY10 Funds Obligated (\$000)		FY11 Execution Planned (\$000)		FY12 Planning Estimate (\$000)		Estimated Costs (\$000)		
	IRP	MMRP	IRP	MMRP	IRP	MMRP	IRP	MMRP	IRP	MMRP	IRP	MMRP	IRP	MMRP	IRP	MMRP	Fiscal Year	IRP	MMRP
	Sites (Actions)						IRP	MMRP	IRP	MMRP	IRP	MMRP	IRP	MMRP	IRP	MMRP			

Connecticut

ARMY - STRATFORD ARMY ENGINE PLANT / CT121382292400 / BRAC 1995 / RAB / C-REG / C-EST

IRP Sites and MRSs by Classification				Study	2	0	2	0	0	0			\$5,420	\$0	\$0	\$0	\$385	\$0	\$505	\$0	FY13	\$0	\$0	
Response Complete	2	Response Complete	0	IRA	1(1)	0(0)	0(0)	0(0)					\$2,721	\$0	\$0	\$0	\$0	\$0	\$0	\$0	FY14	\$0	\$0	
High	0	MRSPP-1	0	MRSPP-7	0	Design	1	0	0	0	2	0	\$1,056	\$0	\$0	\$0	\$0	\$0	\$1,510	\$0	FY15	\$9	\$0	
Medium	0	MRSPP-2	0	MRSPP-8	0	RA-C	1	0	0	0	2	0	\$9,177	\$0	\$0	\$0	\$0	\$0	\$0	\$0	FY16	\$9	\$0	
Low	2	MRSPP-3	0	Evaluation Pending	0	RA-O	0	0	0	0	1	0	\$0	\$0	\$0	\$0	\$0	\$0	\$0	\$0	FY11-Comp. IRP		\$27,592	
Not Evaluated	0	MRSPP-4	0	No Known/Suspected	0	LTM	0	0	0	0	2	0	\$210	\$0	\$0	\$0	\$0	\$0	\$0	\$0	FY11-Comp. MMRP		\$0	
Not Required	0	MRSPP-5	0	No Longer Required	0	IRP Final RC: FY 2019 MRS Final RC: FY -					Total	\$18,584	\$0	\$0	\$0	\$385	\$0	\$2,015	\$0	FY11-Complete		\$27,592		
Total IRP Sites	4	MRSPP-6	0	Total MRSs	0	Five-Year Review Planned for Future																		

IRP Progress in FY10: Refer to Page F-173.

IRP Progress Planned for FY11-FY12: Refer to Page F-173.

MMRP Progress in FY10: No MMRP sites identified.

MMRP Progress Planned for FY11-FY12: No MMRP sites identified.

NAVY - NEW LONDON NSB / CT117002202000 / NPL / RAB / C-TECH

IRP Sites and MRSs by Classification				Study	20	0	10	0	0	0	REG		\$16,385	\$0	\$866	\$0	\$350	\$0	\$0	\$0	FY13	\$8,466	\$0	
Response Complete	9	Response Complete	0	IRA	6(8)	0(0)	0(0)	0(0)			REG		\$824	\$0	\$0	\$0	\$635	\$0	\$0	\$0	FY14	\$1,141	\$0	
High	5	MRSPP-1	0	MRSPP-7	0	Design	8	0	1	0	7	0	\$4,769	\$0	\$132	\$0	\$324	\$0	\$145	\$0	FY15	\$1,174	\$0	
Medium	2	MRSPP-2	0	MRSPP-8	0	RA-C	10	0	0	0	5	0	\$39,689	\$0	\$0	\$0	\$0	\$0	\$1,568	\$0	FY16	\$1,252	\$0	
Low	2	MRSPP-3	0	Evaluation Pending	0	RA-O	2	0	1	0	2	0	\$6,248	\$0	\$331	\$0	\$500	\$0	\$1,281	\$0	FY11-Comp. IRP		\$41,629	
Not Evaluated	1	MRSPP-4	0	No Known/Suspected	0	LTM	1	0	5	0	11	0	\$1,495	\$0	\$394	\$0	\$519	\$0	\$660	\$0	FY11-Comp. MMRP		\$0	
Not Required	11	MRSPP-5	0	No Longer Required	0	IRP Final RC: FY 2041 MRS Final RC: FY -					Total	\$69,410	\$0	\$1,723	\$0	\$2,328	\$0	\$3,654	\$0	FY11-Complete		\$41,629		
Total IRP Sites	30	MRSPP-6	0	Total MRSs	0	Five-Year Review Completed and Planned for Future																		

IRP Progress in FY10: Refer to Page F-136.

IRP Progress Planned for FY11-FY12: Refer to Page F-136.

MMRP Progress in FY10: No MMRP sites identified.

MMRP Progress Planned for FY11-FY12: No MMRP sites identified.

*CTC Delta Reason: C-TECH-Technical Issues, C-REG-Regulatory Issues, C-EST-Estimating Criteria

**Schedule Impact Reason: TECH-Technical, CONT-Contracting, PERS-Personnel, REG-Regulatory, FUND-Funding

Note: Totals reflect installation project funding allocated to individual sites and do not include program management and other support costs.

Table E-6 Status of Installations with FY11 to Completion Cost Estimate Greater Than \$10,000,000

DoD Component - Installation / FFID / NPL or Proposed NPL / BRAC Year / RAB / CTC Delta from FY09*																			
Phase	Completed		Underway		Future		FY10 Schedule Impact**		Costs Through FY10 (\$000)		FY10 Funds Obligated (\$000)		FY11 Execution Planned (\$000)		FY12 Planning Estimate (\$000)		Estimated Costs (\$000)		
	IRP	MMRP	IRP	MMRP	IRP	MMRP	IRP	MMRP	IRP	MMRP	IRP	MMRP	IRP	MMRP	IRP	MMRP	Fiscal Year	IRP	MMRP
	Sites (Actions)						IRP	MMRP	IRP	MMRP	IRP	MMRP	IRP	MMRP	IRP	MMRP			

Delaware

AIR FORCE - DOVER AIR FORCE BASE / DE357182401000 / NPL / C-EST

IRP Sites and MRSs by Classification				Study	60	0	0	0	0	0			\$25,932	\$0	\$0	\$0	\$0	\$0	\$0	FY13	\$2,694	\$0	
Response Complete	36	Response Complete	0	IRA	12(19)	0(0)	0(0)	0(0)					\$10,298	\$0	\$0	\$0	\$0	\$0	\$0	FY14	\$931	\$0	
High	0	MRSPP-1	0	MRSPP-7	0	0	0	0	0	0			\$4,143	\$0	\$0	\$0	\$0	\$0	\$0	FY15	\$946	\$0	
Medium	0	MRSPP-2	0	MRSPP-8	0	RA-C	27	0	0	1	0		\$18,341	\$0	\$0	\$0	\$36	\$0	\$0	FY16	\$840	\$0	
Low	0	MRSPP-3	0	Evaluation Pending	0	RA-O	4	0	23	0	0		\$27,233	\$0	\$507	\$0	\$586	\$0	\$2,882	FY11-Comp. IRP		\$16,650	
Not Evaluated	1	MRSPP-4	0	No Known/Suspected	0	LTM	7	0	24	0	17		\$3,739	\$0	\$179	\$0	\$36	\$0	\$396	FY11-Comp. MMRP		\$0	
Not Required	23	MRSPP-5	0	No Longer Required	0	IRP Final RC: FY 2032 MRS Final RC: FY -					Total	\$89,686	\$0	\$686	\$0	\$658	\$0	\$3,278	\$0	FY11-Complete		\$16,650	
Total IRP Sites	60	MRSPP-6	0	Total MRSs	0	Five-Year Review Completed and Planned for Future																	

IRP Progress in FY10: Refer to Page F-47.

IRP Progress Planned for FY11-FY12: Refer to Page F-47.

MMRP Progress in FY10: No MMRP sites identified.

MMRP Progress Planned for FY11-FY12: No MMRP sites identified.

FORMERLY USED DEFENSE SITES - DOVER SURVIVAL TRAINING ANNEX / DE39799F135800

IRP Sites and MRSs by Classification				Study	1	0	0	1	0	0			\$520	\$204	\$0	\$0	\$0	\$0	\$0	FY13	\$0	\$0
Response Complete	1	Response Complete	0	IRA	0(0)	0(0)	0(0)	0(0)					\$0	\$0	\$0	\$0	\$0	\$0	\$0	FY14	\$0	\$0
High	0	MRSPP-1	0	MRSPP-7	0	Design	1	0	0	0	1		\$0	\$0	\$0	\$0	\$0	\$0	\$0	FY15	\$0	\$0
Medium	0	MRSPP-2	0	MRSPP-8	0	RA-C	0	0	0	0	1		\$0	\$0	\$0	\$0	\$0	\$0	\$0	FY16	\$0	\$0
Low	0	MRSPP-3	0	Evaluation Pending	1	RA-O	0	0	0	0	0		\$0	\$0	\$0	\$0	\$0	\$0	\$0	FY11-Comp. IRP		\$0
Not Evaluated	0	MRSPP-4	0	No Known/Suspected	0	LTM	0	0	0	0	1		\$0	\$0	\$0	\$0	\$0	\$0	\$0	FY11-Comp. MMRP		\$12,963
Not Required	0	MRSPP-5	0	No Longer Required	0	IRP Final RC: FY 1999 MRS Final RC: FY 2031					Total	\$520	\$204	\$0	\$0	\$0	\$0	\$0	\$0	FY11-Complete		\$12,963
Total IRP Sites	1	MRSPP-6	0	Total MRSs	1																	

IRP Progress in FY10: No progress reported.

IRP Progress Planned for FY11-FY12: No actions planned.

MMRP Progress in FY10: There was no progress made in FY2010 at this site. An RI/FS is programmed for FY2023. Funding limitations prevent site work prior to that time.

MMRP Progress Planned for FY11-FY12: There is no progress planned at this site in the next two fiscal years. An RI/FS is programmed for FY2023. Funding limitations prevent site work prior to that time.

*CTC Delta Reason: C-TECH-Technical Issues, C-REG-Regulatory Issues, C-EST-Estimating Criteria

**Schedule Impact Reason: TECH-Technical, CONT-Contracting, PERS-Personnel, REG-Regulatory, FUND-Funding

Note: Totals reflect installation project funding allocated to individual sites and do not include program management and other support costs.

Table E-6 Status of Installations with FY11 to Completion Cost Estimate Greater Than \$10,000,000

DoD Component - Installation / FFID / NPL or Proposed NPL / BRAC Year / RAB / CTC Delta from FY09*																			
Phase	Completed		Underway		Future		FY10 Schedule Impact**		Costs Through FY10 (\$000)		FY10 Funds Obligated (\$000)		FY11 Execution Planned (\$000)		FY12 Planning Estimate (\$000)		Estimated Costs (\$000)		
	IRP	MMRP	IRP	MMRP	IRP	MMRP	IRP	MMRP	IRP	MMRP	IRP	MMRP	IRP	MMRP	IRP	MMRP	Fiscal Year	IRP	MMRP
	Sites (Actions)						IRP	MMRP	IRP	MMRP	IRP	MMRP	IRP	MMRP	IRP	MMRP			

Florida

NAVY - CECIL FIELD NAS / FL417002247400 / NPL / BRAC 1993 / RAB / C-EST

IRP Sites and MRSs by Classification				Study	29	0	0	2	0	0			\$19,128	\$3,043	\$0	\$448	\$0	\$492	\$0	\$355	FY13	\$773	\$114	
Response Complete	16	Response Complete	0	IRA	0(0)	0(0)	0(0)	0(0)					\$2,641	\$0	\$0	\$0	\$0	\$0	\$0	\$0	FY14	\$724	\$137	
High	0	MRSPP-1	0	MRSPP-7	0	Design	9	0	0	0	1		\$1,610	\$0	\$0	\$0	\$0	\$0	\$0	\$0	FY15	\$838	\$0	
Medium	0	MRSPP-2	0	MRSPP-8	0	RA-C	21	0	0	1	1		\$23,975	\$0	\$0	\$0	\$0	\$0	\$1,309	\$0	FY16	\$853	\$0	
Low	0	MRSPP-3	0	Evaluation Pending	2	RA-O	4	0	13	0	0		\$15,863	\$0	\$905	\$0	\$864	\$0	\$792	\$0	FY11-Comp. IRP		\$6,753	
Not Evaluated	0	MRSPP-4	0	No Known/Suspected	0	LTM	2	0	1	0	0		\$1,721	\$0	\$61	\$0	\$0	\$0	\$0	\$0	FY11-Comp. MMRP		\$3,651	
Not Required	13	MRSPP-5	0	No Longer Required	0	IRP Final RC: FY 2029 MRS Final RC: FY 2019					Total	\$64,938	\$3,043	\$966	\$448	\$864	\$492	\$792	\$1,664	\$0	FY11-Complete		\$10,404	
Total IRP Sites	29	MRSPP-6	0	Total MRSs	2	Five-Year Review Completed and Planned for Future																		

IRP Progress Refer to Page F-34.
in FY10:

IRP Progress Planned Refer to Page F-34.
for FY11-FY12:

MMRP Progress Refer to Page F-34.
in FY10:

MMRP Progress Planned Refer to Page F-34.
for FY11-FY12:

NAVY - JACKSONVILLE NAS / FL417002441200 / NPL / RAB / C-TECH

IRP Sites and MRSs by Classification				Study	78	0	2	1	0	0	REG	REG	\$30,852	\$453	\$654	\$0	\$0	\$738	\$0	\$651	FY13	\$862	\$574	
Response Complete	63	Response Complete	0	IRA	24(29)	0(0)	0(0)	0(0)			REG	REG	\$25,472	\$0	\$0	\$0	\$0	\$0	\$0	\$624	FY14	\$505	\$0	
High	0	MRSPP-1	0	MRSPP-7	0	Design	9	0	0	0	2	0	\$2,034	\$0	\$218	\$0	\$20	\$0	\$0	\$0	FY15	\$354	\$0	
Medium	1	MRSPP-2	0	MRSPP-8	0	RA-C	16	0	0	0	4	1	\$27,100	\$0	\$0	\$0	\$94	\$0	\$312	\$0	FY16	\$326	\$0	
Low	3	MRSPP-3	0	Evaluation Pending	1	RA-O	12	0	7	0	3	1	\$11,486	\$0	\$731	\$0	\$1,245	\$0	\$95	\$0	FY11-Comp. IRP		\$8,670	
Not Evaluated	0	MRSPP-4	0	No Known/Suspected	0	LTM	13	0	4	0	12	1	\$1,695	\$0	\$124	\$0	\$113	\$0	\$127	\$0	FY11-Comp. MMRP		\$6,411	
Not Required	13	MRSPP-5	0	No Longer Required	0	IRP Final RC: FY 2041 MRS Final RC: FY 2021					Total	\$98,639	\$453	\$1,727	\$0	\$1,472	\$738	\$534	\$1,275	\$0	FY11-Complete		\$15,081	
Total IRP Sites	80	MRSPP-6	0	Total MRSs	1	Five-Year Review Completed and Planned for Future																		

IRP Progress Refer to Page F-91.
in FY10:

IRP Progress Planned Refer to Page F-91.
for FY11-FY12:

MMRP Progress Refer to Page F-91.
in FY10:

MMRP Progress Planned Refer to Page F-91.
for FY11-FY12:

NAVY - KEY WEST NAS / FL417002295200 / BRAC 1995 / RAB / C-TECH

IRP Sites and MRSs by Classification				Study	27	0	5	2	0	0			\$10,261	\$715	\$1,185	\$563	\$504	\$0	\$1,403	\$188	FY13	\$1,101	\$103	
Response Complete	17	Response Complete	0	IRA	0(0)	0(0)	0(0)	0(0)					\$10,537	\$0	\$402	\$0	\$0	\$0	\$0	\$0	FY14	\$3,051	\$332	
High	0	MRSPP-1	0	MRSPP-7	0	Design	0	0	0	0	0		\$55	\$0	\$0	\$0	\$0	\$0	\$120	\$0	FY15	\$98	\$0	
Medium	2	MRSPP-2	0	MRSPP-8	0	RA-C	0	0	0	0	0		\$4,966	\$0	\$0	\$0	\$0	\$0	\$0	\$0	FY16	\$100	\$0	
Low	3	MRSPP-3	0	Evaluation Pending	2	RA-O	0	0	0	0	0		\$6,164	\$0	\$225	\$0	\$370	\$0	\$79	\$0	FY11-Comp. IRP		\$9,719	
Not Evaluated	0	MRSPP-4	0	No Known/Suspected	0	LTM	0	0	0	0	0		\$6,267	\$0	\$40	\$0	\$40	\$0	\$76	\$0	FY11-Comp. MMRP		\$29,442	
Not Required	10	MRSPP-5	0	No Longer Required	0	IRP Final RC: FY 2021 MRS Final RC: FY 2020					Total	\$38,250	\$715	\$1,852	\$563	\$914	\$0	\$1,678	\$188	\$0	FY11-Complete		\$39,161	
Total IRP Sites	32	MRSPP-6	0	Total MRSs	2	Five-Year Review Completed and Planned for Future																		

IRP Progress BRAC: Completed fourth soil removal at the DRMO site. Additional contamination found by the city on Parcel K. Navy is investigating site.
in FY10: Submitted the SRCR for Trumbo Point Coast Guard Station.

IRP Progress Planned BRAC: Complete soil investigation and soil removal at Parcel K. Continue to monitor GW at Poinciana housing. Clean out oily waste water sump at Pier D-1 of Trumbo Point Coast Guard station. Remove UST 5 and conduct soil and GW investigation.

MMRP Progress N/A
in FY10:

MMRP Progress Planned N/A
for FY11-FY12:

*CTC Delta Reason: C-TECH-Technical Issues, C-REG-Regulatory Issues, C-EST-Estimating Criteria

**Schedule Impact Reason: TECH-Technical, CONT-Contracting, PERS-Personnel, REG-Regulatory, FUND-Funding

Note: Totals reflect installation project funding allocated to individual sites and do not include program management and other support costs.

Table E-6 Status of Installations with FY11 to Completion Cost Estimate Greater Than \$10,000,000

DoD Component - Installation / FFID / NPL or Proposed NPL / BRAC Year / RAB / CTC Delta from FY09*																			
Phase	Completed		Underway		Future		FY10 Schedule Impact**		Costs Through FY10 (\$000)		FY10 Funds Obligated (\$000)		FY11 Execution Planned (\$000)		FY12 Planning Estimate (\$000)		Estimated Costs (\$000)		
	IRP	MMRP	IRP	MMRP	IRP	MMRP	IRP	MMRP	IRP	MMRP	IRP	MMRP	IRP	MMRP	IRP	MMRP	Fiscal Year	IRP	MMRP
	Sites (Actions)						IRP	MMRP	IRP	MMRP	IRP	MMRP	IRP	MMRP	IRP	MMRP			

Florida

NAVY - PENSACOLA NAS / FL417002461000 / NPL / RAB

IRP Sites and MRSs by Classification				Study	60	0	5	1	0	0			\$46,686	\$738	\$0	\$0	\$1,210	\$187	\$915	\$0	FY13	\$2,784	\$578
Response Complete	32	Response Complete	0	IRA	18(21)	0(0)	0(0)	0(0)					\$6,419	\$0	\$0	\$0	\$0	\$0	\$0	\$0	FY14	\$3,090	\$20
High	7	MRSPP-1	0	MRSPP-7	0	Design	21	0	0	0	7	1	\$1,985	\$0	\$92	\$0	\$0	\$0	\$104	\$10	FY15	\$2,411	\$0
Medium	4	MRSPP-2	0	MRSPP-8	0	RA-C	10	0	5	0	7	1	\$11,591	\$0	\$2,447	\$0	\$1,931	\$0	\$0	\$0	FY16	\$3,088	\$414
Low	4	MRSPP-3	0	Evaluation Pending	1	RA-O	4	0	12	0	17	0	\$14,794	\$0	\$147	\$0	\$1,967	\$0	\$1,781	\$0	FY11-Comp. IRP		\$45,899
Not Evaluated	3	MRSPP-4	0	No Known/Suspected	0	LTM	0	0	1	0	17	0	\$1,720	\$0	\$170	\$0	\$225	\$0	\$364	\$0	FY11-Comp. MMRP		\$1,209
Not Required	15	MRSPP-5	0	No Longer Required	0	IRP Final RC: FY 2044 MRS Final RC: FY 2019						Total	\$83,195	\$738	\$2,856	\$0	\$5,333	\$187	\$3,164	\$10	FY11-Complete		\$47,108
Total IRP Sites	65	MRSPP-6	0	Total MRSs	1	Five-Year Review Completed and Planned for Future																	

IRP Progress in FY10: Refer to Page F-150.

IRP Progress Planned for FY11-FY12: Refer to Page F-150.

MMRP Progress in FY10: Refer to Page F-150.

MMRP Progress Planned for FY11-FY12: Refer to Page F-150.

NAVY - WHITING FIELD NAS / FL417002324400 / NPL / RAB

IRP Sites and MRSs by Classification				Study	46	0	0	1	0	0	REG	REG	\$19,692	\$1,250	\$0	\$27	\$0	\$0	\$0	\$0	FY13	\$814	\$0
Response Complete	31	Response Complete	0	IRA	13(13)	0(0)	0(0)	0(0)					\$7,449	\$253	\$0	\$253	\$0	\$280	\$0	\$0	FY14	\$835	\$0
High	0	MRSPP-1	0	MRSPP-7	0	Design	5	0	0	0	0		\$531	\$0	\$0	\$0	\$0	\$0	\$0	\$0	FY15	\$841	\$0
Medium	0	MRSPP-2	0	MRSPP-8	0	RA-C	5	0	1	0	0		\$4,950	\$0	\$125	\$0	\$0	\$0	\$0	\$0	FY16	\$817	\$0
Low	1	MRSPP-3	0	Evaluation Pending	1	RA-O	2	0	4	0	0		\$6,488	\$0	\$629	\$0	\$1,009	\$0	\$790	\$0	FY11-Comp. IRP		\$18,665
Not Evaluated	0	MRSPP-4	0	No Known/Suspected	0	LTM	0	0	14	0	4	0	\$0	\$0	\$10	\$0	\$17	\$0	\$11	\$0	FY11-Comp. MMRP		\$280
Not Required	14	MRSPP-5	0	No Longer Required	0	IRP Final RC: FY 2050 MRS Final RC: FY 2040						Total	\$39,282	\$1,503	\$764	\$280	\$1,026	\$280	\$801	\$0	FY11-Complete		\$18,945
Total IRP Sites	46	MRSPP-6	0	Total MRSs	1	Five-Year Review Completed and Planned for Future																	

IRP Progress in FY10: Refer to Page F-193.

IRP Progress Planned for FY11-FY12: Refer to Page F-193.

MMRP Progress in FY10: Refer to Page F-193.

MMRP Progress Planned for FY11-FY12: Refer to Page F-193.

AIR FORCE - CAPE CANAVERAL AIR FORCE STATION / FL457112440700

IRP Sites and MRSs by Classification				Study	79	5	1	0	11	0			\$38,136	\$889	\$0	\$0	\$0	\$0	\$164	\$0	FY13	\$5,202	\$0
Response Complete	57	Response Complete	5	IRA	59(101)	0(0)	3(5)	0(0)					\$36,443	\$0	\$2,679	\$0	\$3	\$0	\$0	\$0	FY14	\$3,308	\$0
High	0	MRSPP-1	0	MRSPP-7	0	Design	7	0	1	0	0		\$9,525	\$0	\$202	\$0	\$0	\$0	\$0	\$0	FY15	\$2,447	\$0
Medium	1	MRSPP-2	0	MRSPP-8	0	RA-C	7	0	1	0	1		\$46,278	\$0	\$0	\$0	\$3,596	\$0	\$0	\$0	FY16	\$2,754	\$0
Low	2	MRSPP-3	0	Evaluation Pending	0	RA-O	5	0	20	0	2		\$16,011	\$0	\$4,786	\$0	\$3,179	\$0	\$5,096	\$0	FY11-Comp. IRP		\$68,067
Not Evaluated	11	MRSPP-4	0	No Known/Suspected	0	LTM	0	0	10	0	26		\$1,995	\$0	\$139	\$0	\$1,115	\$0	\$3,809	\$0	FY11-Comp. MMRP		\$0
Not Required	20	MRSPP-5	0	No Longer Required	5	IRP Final RC: FY 2033 MRS Final RC: FY 2010						Total	\$148,388	\$889	\$7,806	\$0	\$7,893	\$0	\$9,069	\$0	FY11-Complete		\$68,067
Total IRP Sites	91	MRSPP-6	0	Total MRSs	5	Five-Year Review Completed and Planned for Future																	

IRP Progress in FY10: Land Use Controls as LTM (10 Sites); RAO, CCAFS 20 Sites; IRA-O a CCAFS at 2 Sites; PCB Soil Sampling - 7 Launch Complexes,SLC-11 & C036

IRP Progress Planned for FY11-FY12: RA-O, 2 SITES; Actuator Pit Mitigation as LTM, 2 SITES; LUC Maintenance as LTM, 10 SITES,CCAFS; LUC Maintenance AS RA-O, 21 SITES, CCAFS; LUC Maintenance AS IRA-O, DP064; 1,4-Dioxane Sampling at 5 Sites; Groundwater Modeling at 5 Sites;

MMRP Progress in FY10: Completed NFA ESS for removal action awarded in FY09.

MMRP Progress Planned for FY11-FY12: No further MMRP work is planned for the installation.

*CTC Delta Reason: C-TECH-Technical Issues, C-REG-Regulatory Issues, C-EST-Estimating Criteria

**Schedule Impact Reason: TECH-Technical, CONT-Contracting, PERS-Personnel, REG-Regulatory, FUND-Funding

Note: Totals reflect installation project funding allocated to individual sites and do not include program management and other support costs.

Table E-6 Status of Installations with FY11 to Completion Cost Estimate Greater Than \$10,000,000

DoD Component - Installation / FFID / NPL or Proposed NPL / BRAC Year / RAB / CTC Delta from FY09*																			
Phase	Completed		Underway		Future		FY10 Schedule Impact**		Costs Through FY10 (\$000)		FY10 Funds Obligated (\$000)		FY11 Execution Planned (\$000)		FY12 Planning Estimate (\$000)		Estimated Costs (\$000)		
	IRP	MMRP	IRP	MMRP	IRP	MMRP	IRP	MMRP	IRP	MMRP	IRP	MMRP	IRP	MMRP	IRP	MMRP	Fiscal Year	IRP	MMRP
	Sites (Actions)						IRP	MMRP	IRP	MMRP	IRP	MMRP	IRP	MMRP	IRP	MMRP			

Florida

AIR FORCE - EGLIN AIR FORCE BASE / FL457172436600 / RAB

IRP Sites and MRSs by Classification				Study	137	6	0	10	2	1			\$36,088	\$12,007	\$0	\$9,840	\$71	\$2,880	\$109	\$3,627	FY13	\$1,722	\$1,440
Response Complete	132	Response Complete	3	IRA	72(91)	0(0)	0(0)	0(0)					\$10,733	\$0	\$0	\$0	\$0	\$0	\$0	\$0	FY14	\$1,211	\$5,665
High	0	MRSPP-1	0	MRSPP-7	0	Design	18	0	0	0	2		\$3,279	\$0	\$0	\$0	\$0	\$0	\$0	\$0	FY15	\$1,149	\$10,526
Medium	0	MRSPP-2	0	MRSPP-8	0	RA-C	45	0	0	0	11		\$14,378	\$0	\$0	\$0	\$0	\$0	\$0	\$0	FY16	\$1,042	\$1,788
Low	0	MRSPP-3	0	Evaluation Pending	14	RA-O	15	0	4	0	3	1	\$10,866	\$0	\$469	\$0	\$814	\$0	\$719	\$0	FY11-Comp. IRP		\$18,300
Not Evaluated	3	MRSPP-4	0	No Known/Suspected	0	LTM	8	0	29	0	6	11	\$10,125	\$0	\$1,011	\$0	\$1,025	\$0	\$975	\$0	FY11-Comp. MMRP		\$32,953
Not Required	4	MRSPP-5	0	No Longer Required	3	IRP Final RC: FY 2016 MRS Final RC: FY 2016						Total	\$85,469	\$12,007	\$1,480	\$9,840	\$1,910	\$2,880	\$1,803	\$3,627	FY11-Complete		\$51,253
Total IRP Sites	139	MRSPP-6	0	Total MRSs	17	Five-Year Review Completed and Planned for Future																	

IRP Progress in FY10: ERP TECHNICAL SUPPORT; LTM/LUC at multiple sites; RA-O at Two Sites; Eglin's Basewide Sites Status Report; and Update Eglin's GW Elevation Data

IRP Progress Planned for FY11-FY12: Continuing ERP Technical Support; LTM/LUC at multiple sites; RA-O at Four Sites; and Eglin's Basewide Sites Status Report

MMRP Progress in FY10: Completed the draft final basewide CSE Phase II Report. All MMRP Sites were scored under the MRSPP requirement. A RI for the Eglin Bay range was awarded in FY10. Removal actions at the disposal pits continued.

MMRP Progress Planned for FY11-FY12: Complete the removal actions and RIs scoped and awarded in FY10.

AIR FORCE - HOMESTEAD AIR FORCE BASE / FL457212403700 / NPL / BRAC 1993/2005 Realignment / RAB / C-EST

IRP Sites and MRSs by Classification				Study	35	0	0	2	7	0			\$14,400	\$1,933	\$0	\$0	\$0	\$0	\$0	\$0	FY13	\$3,251	\$5,831
Response Complete	34	Response Complete	0	IRA	0(0)	0(0)	0(0)	0(0)					\$1,186	\$0	\$0	\$0	\$0	\$0	\$0	\$0	FY14	\$385	\$26,520
High	0	MRSPP-1	0	MRSPP-7	0	Design	0	0	0	0	0		\$2,322	\$0	\$0	\$0	\$0	\$0	\$0	\$0	FY15	\$384	\$0
Medium	0	MRSPP-2	0	MRSPP-8	0	RA-C	0	0	0	0	0		\$9,697	\$0	\$0	\$0	\$0	\$0	\$0	\$0	FY16	\$598	\$0
Low	0	MRSPP-3	0	Evaluation Pending	2	RA-O	0	0	0	0	0		\$199	\$0	\$0	\$0	\$5	\$0	\$322	\$0	FY11-Comp. IRP		\$12,847
Not Evaluated	7	MRSPP-4	0	No Known/Suspected	0	LTM	0	0	0	0	0		\$4,668	\$0	\$0	\$0	\$15	\$0	\$48	\$0	FY11-Comp. MMRP		\$32,351
Not Required	1	MRSPP-5	0	No Longer Required	0	IRP Final RC: FY 2999 MRS Final RC: FY 2017						Total	\$32,472	\$1,933	\$0	\$0	\$20	\$0	\$370	\$0	FY11-Complete		\$45,198
Total IRP Sites	42	MRSPP-6	0	Total MRSs	2	Five-Year Review Completed and Planned for Future																	

IRP Progress in FY10: Refer to Page F-87.

IRP Progress Planned for FY11-FY12: Refer to Page F-87.

MMRP Progress in FY10: Refer to Page F-87.

MMRP Progress Planned for FY11-FY12: Refer to Page F-87.

AIR FORCE - HURLBURT AIR FORCE BASE / FL457182437500 / BRAC 2005 Realignment / RAB

IRP Sites and MRSs by Classification				Study	26	0	0	4	2	0			\$4,680	\$416	\$0	\$0	\$0	\$0	\$1,652	FY13	\$635	\$1,090	
Response Complete	23	Response Complete	0	IRA	11(16)	0(0)	0(0)	0(0)					\$3,038	\$0	\$0	\$0	\$0	\$0	\$0	\$0	FY14	\$505	\$386
High	0	MRSPP-1	0	MRSPP-7	0	Design	0	0	0	0	2		\$595	\$0	\$0	\$0	\$0	\$0	\$0	\$0	FY15	\$605	\$88
Medium	0	MRSPP-2	0	MRSPP-8	0	RA-C	19	0	0	0	4		\$584	\$0	\$0	\$0	\$0	\$0	\$0	\$0	FY16	\$532	\$80
Low	0	MRSPP-3	0	Evaluation Pending	4	RA-O	5	0	3	0	2		\$9,426	\$0	\$962	\$0	\$1,172	\$0	\$692	\$0	FY11-Comp. IRP		\$6,471
Not Evaluated	2	MRSPP-4	0	No Known/Suspected	0	LTM	3	0	13	0	3	4	\$2,565	\$0	\$445	\$0	\$346	\$0	\$383	\$0	FY11-Comp. MMRP		\$4,200
Not Required	3	MRSPP-5	0	No Longer Required	0	IRP Final RC: FY 2012 MRS Final RC: FY 2014						Total	\$20,888	\$416	\$1,407	\$0	\$1,518	\$0	\$1,075	\$1,652	FY11-Complete		\$10,671
Total IRP Sites	28	MRSPP-6	0	Total MRSs	4																		

IRP Progress in FY10: LTM at 14 sites and RA-O at 2 sites

IRP Progress Planned for FY11-FY12: Continuing LTM at 14 sites and RA-O at 2 sites

MMRP Progress in FY10: Completed the draft final basewide CSE Phase II Report. All MMRP Sites were scored under the MRSPP requirement.

MMRP Progress Planned for FY11-FY12: Award and complete the RI or EE/CA actions.

*CTC Delta Reason: C-TECH-Technical Issues, C-REG-Regulatory Issues, C-EST-Estimating Criteria

**Schedule Impact Reason: TECH-Technical, CONT-Contracting, PERS-Personnel, REG-Regulatory, FUND-Funding

Note: Totals reflect installation project funding allocated to individual sites and do not include program management and other support costs.

Table E-6 Status of Installations with FY11 to Completion Cost Estimate Greater Than \$10,000,000

DoD Component - Installation / FFID / NPL or Proposed NPL / BRAC Year / RAB / CTC Delta from FY09*																			
Phase	Completed		Underway		Future		FY10 Schedule Impact**		Costs Through FY10 (\$000)		FY10 Funds Obligated (\$000)		FY11 Execution Planned (\$000)		FY12 Planning Estimate (\$000)		Estimated Costs (\$000)		
	IRP	MMRP	IRP	MMRP	IRP	MMRP	IRP	MMRP	IRP	MMRP	IRP	MMRP	IRP	MMRP	IRP	MMRP	Fiscal Year	IRP	MMRP
	Sites (Actions)						IRP	MMRP	IRP	MMRP	IRP	MMRP	IRP	MMRP	IRP	MMRP			

Florida

AIR FORCE - MACDILL AIR FORCE BASE / FL457182458200 / BRAC 2005 Realignment / RAB

IRP Sites and MRSs by Classification				Study	51	4	0	8	8	0			\$28,562	\$3,456	\$0	\$2,941	\$1,664	\$405	\$438	\$643	FY13	\$978	\$930
Response Complete	34	Response Complete	0	IRA	11(15)	0(0)	0(0)	0(0)					\$5,708	\$0	\$607	\$0	\$0	\$0	\$0	\$0	FY14	\$959	\$342
High	0	MRSPP-1	0	MRSPP-7	0	Design	16	0	0	0	3		\$1,599	\$0	\$0	\$0	\$0	\$0	\$0	\$0	FY15	\$802	\$118
Medium	0	MRSPP-2	0	MRSPP-8	0	RA-C	28	0	0	0	8		\$18,062	\$0	\$0	\$0	\$0	\$0	\$0	\$0	FY16	\$1,191	\$106
Low	0	MRSPP-3	0	Evaluation Pending	12	RA-O	3	0	15	0	0		\$13,251	\$0	\$892	\$0	\$954	\$0	\$906	\$0	FY11-Comp. IRP		\$20,744
Not Evaluated	10	MRSPP-4	0	No Known/Suspected	0	LTM	5	0	12	0	16		\$6,770	\$0	\$554	\$0	\$603	\$0	\$393	\$0	FY11-Comp. MMRP		\$4,662
Not Required	15	MRSPP-5	0	No Longer Required	0	IRP Final RC: FY 2033 MRS Final RC: FY 2014						Total	\$73,952	\$3,456	\$2,053	\$2,941	\$3,221	\$405	\$1,737	\$643	FY11-Complete		\$25,406
Total IRP Sites	59	MRSPP-6	0	Total MRSs	12	Five-Year Review Underway and Planned for Future																	

<p>IRP Progress in FY10: LTM at LF-03; RA-O at LF 5-9; LTM at LF-12; 5 Year Review at LF-02; RA-O (MNA) at FT-23; RA-O (MNA) at OT-24; RA-O (MNA) at ST-25; LTM at SD26; RA-O at LF-11; Interim Remedial Action at ST056; RA-O (MNA) at ST38; LTM at ST-52; RA-O at SS-35; RA-O (MNA) at ST-57; RA-O (MNA) at SS-61; LTM at SS-67; RA-O (MNA) at SS-76; RA-O at OT28; RA-O at 4 Sites; LTM at SS67; Technical Support; Well Delineation/Abandonment, Maintenance and Repairs; and Soil Sites: C507/9/10, C-11 D Assessments.</p> <p>IRP Progress Planned for FY11-FY12: LTM at Multiple Sites; RA-O at Multiple Sites; Delineation At SS-21; GEITA Technical Support; Well Repair/Abandonment; and Maintenance and Repairs.</p>	<p>MMRP Progress in FY10: Completed the draft final base wide CSE Phase II Report. All MMRP Sites were scored under the MRSPP requirement. A base wide RI with EE/CAs was awarded in FY10.</p> <p>MMRP Progress Planned for FY11-FY12: Complete the EE/CAs scoped and awarded in FY10.</p>
---	--

AIR FORCE - PATRICK AIR FORCE BASE / FL457112440400 / RAB / C-EST

IRP Sites and MRSs by Classification				Study	32	5	1	0	10	0			\$35,272	\$2,112	\$0	\$0	\$0	\$0	\$733	\$0	FY13	\$1,101	\$0
Response Complete	25	Response Complete	5	IRA	19(30)	0(0)	1(1)	0(0)					\$5,334	\$0	\$1,328	\$0	\$1,646	\$0	\$0	\$0	FY14	\$2,245	\$0
High	0	MRSPP-1	0	MRSPP-7	0	Design	1	0	0	0	0		\$1,729	\$0	\$0	\$0	\$0	\$0	\$0	\$0	FY15	\$566	\$0
Medium	0	MRSPP-2	0	MRSPP-8	0	RA-C	4	0	0	0	0		\$7,252	\$0	\$0	\$0	\$0	\$0	\$0	\$0	FY16	\$300	\$0
Low	1	MRSPP-3	0	Evaluation Pending	0	RA-O	5	0	7	0	0		\$3,363	\$0	\$820	\$0	\$502	\$0	\$1,566	\$0	FY11-Comp. IRP		\$14,207
Not Evaluated	10	MRSPP-4	0	No Known/Suspected	0	LTM	3	0	2	0	14		\$1,250	\$0	\$8	\$0	\$324	\$0	\$76	\$0	FY11-Comp. MMRP		\$0
Not Required	7	MRSPP-5	0	No Longer Required	5	IRP Final RC: FY 2033 MRS Final RC: FY 2010						Total	\$54,200	\$2,112	\$2,156	\$0	\$2,472	\$0	\$2,375	\$0	FY11-Complete		\$14,207
Total IRP Sites	43	MRSPP-6	0	Total MRSs	5	Five-Year Review Completed and Planned for Future																	

<p>IRP Progress in FY10: RAB Costs; IRP Contractor Support; Soil Removal IM (PATFACS/SA035); Land Use Controls as LTM (2 Sites); Land Use Controls as RA-O (7 Sites); 5-Year LTM at 5 PAFB Landfills; MNA/LTM, OT030, P041; LTM at DP031, Fac 958, P045; Soil Removal in Matador St Area; and Indoor Air Assessment at OT030, 5 Facilities.</p> <p>IRP Progress Planned for FY11-FY12: RAB Costs; Environmental Support Services; IRP Contractor Support; Soil Removal IM (PATFACS/SA035)-Part 2; LUC Maintenance as LTM, 2 SITES, PAFB; LUC Maintenance as RA-O, 7 SITES, PAFB; MNA/LTM, OT030, P041; Groundwater Modeling at OT030; 1,4-Dioxane Sampling at OT030; and LTM AT DP031, FAC 958, P045.</p>	<p>MMRP Progress in FY10: Completed the NFA ESS for removal action awarded in FY09 at SR303.</p> <p>MMRP Progress Planned for FY11-FY12: No further MMRP work is planned for the installation.</p>
---	--

AIR FORCE - TYNDALL AIR FORCE BASE / FL457152412400 / NPL / BRAC 2005 Realignment / C-TECH / C-REG

IRP Sites and MRSs by Classification				Study	36	0	4	11	52	0			\$24,750	\$2,890	\$0	\$0	\$2,409	\$0	\$177	\$2,178	FY13	\$1,117	\$1,179
Response Complete	23	Response Complete	0	IRA	6(8)	0(0)	0(0)	0(0)					\$2,550	\$0	\$283	\$0	\$5,338	\$0	\$0	\$0	FY14	\$1,279	\$152
High	2	MRSPP-1	0	MRSPP-7	0	Design	9	0	1	0	3		\$356	\$0	\$0	\$0	\$0	\$0	\$0	\$0	FY15	\$890	\$36
Medium	0	MRSPP-2	0	MRSPP-8	0	RA-C	8	0	2	0	5		\$10,345	\$0	\$0	\$0	\$169	\$0	\$284	\$0	FY16	\$5,770	\$33
Low	10	MRSPP-3	0	Evaluation Pending	11	RA-O	0	0	9	0	6		\$1,844	\$0	\$0	\$0	\$369	\$0	\$210	\$0	FY11-Comp. IRP		\$24,018
Not Evaluated	52	MRSPP-4	0	No Known/Suspected	0	LTM	0	0	0	0	15		\$289	\$0	\$0	\$0	\$567	\$0	\$209	\$0	FY11-Comp. MMRP		\$4,193
Not Required	5	MRSPP-5	0	No Longer Required	0	IRP Final RC: FY 2038 MRS Final RC: FY 2021						Total	\$40,134	\$2,890	\$283	\$0	\$8,852	\$0	\$880	\$2,178	FY11-Complete		\$28,211
Total IRP Sites	92	MRSPP-6	0	Total MRSs	11	Five-Year Review Planned for Future																	

<p>IRP Progress in FY10: Refer to Page F-183.</p> <p>IRP Progress Planned for FY11-FY12: Refer to Page F-183.</p>	<p>MMRP Progress in FY10: Refer to Page F-183.</p> <p>MMRP Progress Planned for FY11-FY12: Refer to Page F-183.</p>
---	---

*CTC Delta Reason: C-TECH-Technical Issues, C-REG-Regulatory Issues, C-EST-Estimating Criteria

**Schedule Impact Reason: TECH-Technical, CONT-Contracting, PERS-Personnel, REG-Regulatory, FUND-Funding

Note: Totals reflect installation project funding allocated to individual sites and do not include program management and other support costs.

Table E-6 Status of Installations with FY11 to Completion Cost Estimate Greater Than \$10,000,000

DoD Component - Installation / FFID / NPL or Proposed NPL / BRAC Year / RAB / CTC Delta from FY09*																										
Phase	Completed		Underway		Future		FY10 Schedule Impact**		Costs Through FY10 (\$000)		FY10 Funds Obligated (\$000)		FY11 Execution Planned (\$000)		FY12 Planning Estimate (\$000)		Estimated Costs (\$000)									
	IRP	MMRP	IRP	MMRP	IRP	MMRP	IRP	MMRP	IRP	MMRP	IRP	MMRP	IRP	MMRP	IRP	MMRP	Fiscal Year	IRP	MMRP							
	Sites (Actions)																IRP	MMRP	IRP	MMRP	IRP	MMRP	IRP	MMRP		

Florida

FORMERLY USED DEFENSE SITES - AIR-TO-GROUND GUN RANGE IN BRONSON / FL49799F441800

IRP Sites and MRSs by Classification				Study	0	0	0	1	0	0			\$0	\$178	\$0	\$7	\$0	\$0	\$0	\$0	FY13	\$0	\$0
Response Complete	0	Response Complete	0	IRA	0(0)	0(0)	0(0)	0(0)				\$0	\$0	\$0	\$0	\$0	\$0	\$0	\$0	FY14	\$0	\$0	
High	0	MRSPP-1	0	MRSPP-7	0	0	0	0	0	1		\$0	\$0	\$0	\$0	\$0	\$0	\$0	\$0	FY15	\$0	\$0	
Medium	0	MRSPP-2	0	MRSPP-8	0	RA-C	0	0	0	0	1	\$0	\$0	\$0	\$0	\$0	\$0	\$0	\$0	FY16	\$0	\$0	
Low	0	MRSPP-3	0	Evaluation Pending	1	RA-O	0	0	0	0	0	\$0	\$0	\$0	\$0	\$0	\$0	\$0	\$0	FY11-Comp. IRP		\$0	
Not Evaluated	0	MRSPP-4	0	No Known/Suspected	0	LTM	0	0	0	0	1	\$0	\$0	\$0	\$0	\$0	\$0	\$0	\$0	FY11-Comp. MMRP		\$14,436	
Not Required	0	MRSPP-5	0	No Longer Required	0	IRP Final RC: FY - MRS Final RC: FY 2115					Total	\$0	\$178	\$0	\$7	\$0	\$0	\$0	\$0	FY11-Complete		\$14,436	
Total IRP Sites	0	MRSPP-6	0	Total MRSs	1																		

IRP Progress in FY10: No IRP sites identified.	MMRP Progress in FY10: Completed Site Inspection (SI) phase and Final SI Report. MMRP project realigned and approval requested via revised INPR.
IRP Progress Planned for FY11-FY12: No IRP sites identified.	MMRP Progress Planned for FY11-FY12: No project activity scheduled during this period.

FORMERLY USED DEFENSE SITES - CAMP BLANDING / FL49799F434300

IRP Sites and MRSs by Classification				Study	1	0	0	11	0	0		\$744	\$175	\$0	\$0	\$0	\$0	\$0	\$0	\$0	FY13	\$0	\$0
Response Complete	1	Response Complete	0	IRA	1(1)	0(0)	0(0)	0(0)				\$580	\$0	\$0	\$0	\$0	\$0	\$0	\$0	FY14	\$0	\$0	
High	0	MRSPP-1	0	MRSPP-7	1	Design	0	0	0	0	11	\$0	\$0	\$0	\$0	\$0	\$0	\$0	\$0	FY15	\$0	\$0	
Medium	0	MRSPP-2	1	MRSPP-8	1	RA-C	0	0	0	0	11	\$0	\$0	\$0	\$0	\$0	\$0	\$0	\$0	FY16	\$0	\$0	
Low	0	MRSPP-3	0	Evaluation Pending	4	RA-O	0	0	0	0	0	\$0	\$0	\$0	\$0	\$0	\$0	\$0	\$0	FY11-Comp. IRP		\$0	
Not Evaluated	0	MRSPP-4	2	No Known/Suspected	0	LTM	1	0	0	0	11	\$0	\$1	\$0	\$0	\$0	\$0	\$0	\$0	FY11-Comp. MMRP		\$54,129	
Not Required	0	MRSPP-5	0	No Longer Required	0	IRP Final RC: FY 2008 MRS Final RC: FY 2054					Total	\$1,325	\$175	\$0	\$0	\$0	\$0	\$0	\$0	FY11-Complete		\$54,129	
Total IRP Sites	1	MRSPP-6	2	Total MRSs	11																		

IRP Progress in FY10: No progress reported.	MMRP Progress in FY10: No progress reported.
IRP Progress Planned for FY11-FY12: No actions planned.	MMRP Progress Planned for FY11-FY12: No actions planned.

FORMERLY USED DEFENSE SITES - CAMP GORDON JOHNSTON / FL49799F715100

IRP Sites and MRSs by Classification				Study	1	0	0	1	1	0		\$12	\$1,336	\$0	\$69	\$0	\$0	\$0	\$0	\$0	FY13	\$0	\$0
Response Complete	0	Response Complete	0	IRA	0(0)	0(0)	0(0)	0(0)				\$0	\$0	\$0	\$0	\$0	\$0	\$0	\$0	FY14	\$598	\$0	
High	0	MRSPP-1	0	MRSPP-7	0	Design	1	0	0	0	1	\$0	\$0	\$0	\$0	\$10	\$0	\$0	\$0	FY15	\$83	\$0	
Medium	1	MRSPP-2	0	MRSPP-8	0	RA-C	0	0	0	1	2	\$0	\$2,901	\$0	\$0	\$85	\$0	\$0	\$0	FY16	\$1,953	\$0	
Low	0	MRSPP-3	0	Evaluation Pending	1	RA-O	0	0	0	0	1	\$0	\$0	\$0	\$0	\$0	\$0	\$0	\$0	FY11-Comp. IRP		\$8,079	
Not Evaluated	0	MRSPP-4	0	No Known/Suspected	0	LTM	0	0	0	0	1	\$0	\$0	\$0	\$0	\$0	\$0	\$0	\$0	FY11-Comp. MMRP		\$119,160	
Not Required	1	MRSPP-5	0	No Longer Required	0	IRP Final RC: FY 2019 MRS Final RC: FY 2039					Total	\$12	\$4,237	\$0	\$69	\$95	\$0	\$0	\$0	FY11-Complete		\$127,239	
Total IRP Sites	2	MRSPP-6	0	Total MRSs	1	Five-Year Review Planned for Future																	

IRP Progress in FY10: No IRP activity during FY 2010.	MMRP Progress in FY10: Perform some remedial investigation effort.
IRP Progress Planned for FY11-FY12: Project 01: CON/HTRW. Complete Remedial Design (Rm-D) and Remedial Action (Rm-A) required to achieve Project Close-out.	MMRP Progress Planned for FY11-FY12: No actions planned.

*CTC Delta Reason: C-TECH-Technical Issues, C-REG-Regulatory Issues, C-EST-Estimating Criteria

**Schedule Impact Reason: TECH-Technical, CONT-Contracting, PERS-Personnel, REG-Regulatory, FUND-Funding

Note: Totals reflect installation project funding allocated to individual sites and do not include program management and other support costs.

Table E-6 Status of Installations with FY11 to Completion Cost Estimate Greater Than \$10,000,000

DoD Component - Installation / FFID / NPL or Proposed NPL / BRAC Year / RAB / CTC Delta from FY09*																			
Phase	Completed		Underway		Future		FY10 Schedule Impact**		Costs Through FY10 (\$000)		FY10 Funds Obligated (\$000)		FY11 Execution Planned (\$000)		FY12 Planning Estimate (\$000)		Estimated Costs (\$000)		
	IRP	MMRP	IRP	MMRP	IRP	MMRP	IRP	MMRP	IRP	MMRP	IRP	MMRP	IRP	MMRP	IRP	MMRP	Fiscal Year	IRP	MMRP
	Sites (Actions)						IRP	MMRP	IRP	MMRP	IRP	MMRP	IRP	MMRP	IRP	MMRP			

Florida

FORMERLY USED DEFENSE SITES - FORT PICKENS / FL49799F436000

IRP Sites and MRSs by Classification				Study	0	0	0	1	0	0			\$0	\$193	\$0	\$28	\$0	\$108	\$0	\$2,367	FY13	\$0	\$71
Response Complete	0	Response Complete	0	IRA	0(0)	0(0)	0(0)	0(0)				\$0	\$0	\$0	\$0	\$0	\$0	\$0	\$0	\$0	FY14	\$0	\$0
High	0	MRSPP-1	0	MRSPP-7	0	0	0	0	0	1		\$0	\$0	\$0	\$0	\$0	\$0	\$0	\$0	\$0	FY15	\$0	\$5,305
Medium	0	MRSPP-2	0	MRSPP-8	0	RA-C	0	0	0	0	1	\$0	\$0	\$0	\$0	\$0	\$0	\$0	\$0	\$0	FY16	\$0	\$3,933
Low	0	MRSPP-3	0	Evaluation Pending	1	RA-O	0	0	0	0	0	\$0	\$0	\$0	\$0	\$0	\$0	\$0	\$0	\$0	FY11-Comp. IRP		\$0
Not Evaluated	0	MRSPP-4	0	No Known/Suspected	0	LTM	0	0	0	0	1	\$0	\$0	\$0	\$0	\$0	\$0	\$0	\$0	\$0	FY11-Comp. MMRP		\$12,235
Not Required	0	MRSPP-5	0	No Longer Required	0	IRP Final RC: FY - MRS Final RC: FY 2036					Total	\$0	\$193	\$0	\$28	\$0	\$108	\$0	\$2,367		FY11-Complete		\$12,235
Total IRP Sites	0	MRSPP-6	0	Total MRSs	1																		

IRP Progress in FY10: No IRP sites identified.

IRP Progress Planned for FY11-FY12: No IRP sites identified.

MMRP Progress in FY10: Completed 1st Technical Project Planning (TPP) meeting with Florida DEP and local stakeholders. Finished field work for Site Inspection (SI) phase.

MMRP Progress Planned for FY11-FY12: Complete Draft SI Report, Second TPP meeting and Final SI Report. Schedule RI/FS phase, if recommended.

FORMERLY USED DEFENSE SITES - FT MYERS BOMB & GUN RANGE / FL49799F440300

IRP Sites and MRSs by Classification				Study	0	0	0	1	0	0			\$0	\$153	\$0	\$15	\$0	\$0	\$0	\$0	FY13	\$0	\$0	
Response Complete	0	Response Complete	0	IRA	0(0)	0(0)	0(0)	0(0)				\$0	\$0	\$0	\$0	\$0	\$0	\$0	\$0	\$0	FY14	\$0	\$0	
High	0	MRSPP-1	0	MRSPP-7	0	Design	0	0	0	0	1	\$0	\$0	\$0	\$0	\$0	\$0	\$0	\$0	\$0	FY15	\$0	\$0	
Medium	0	MRSPP-2	0	MRSPP-8	0	RA-C	0	0	0	0	1	\$0	\$0	\$0	\$0	\$0	\$0	\$0	\$0	\$0	FY16	\$0	\$0	
Low	0	MRSPP-3	0	Evaluation Pending	1	RA-O	0	0	0	0	0	\$0	\$0	\$0	\$0	\$0	\$0	\$0	\$0	\$0	FY11-Comp. IRP		\$0	
Not Evaluated	0	MRSPP-4	0	No Known/Suspected	0	LTM	0	0	0	0	1	\$0	\$0	\$0	\$0	\$0	\$0	\$0	\$0	\$0	FY11-Comp. MMRP		\$16,195	
Not Required	0	MRSPP-5	0	No Longer Required	0	IRP Final RC: FY - MRS Final RC: FY 2119					Total	\$0	\$153	\$0	\$15	\$0	\$0	\$0	\$0	\$0	\$0	FY11-Complete		\$16,195
Total IRP Sites	0	MRSPP-6	0	Total MRSs	1																			

IRP Progress in FY10: No IRP sites identified.

IRP Progress Planned for FY11-FY12: No IRP sites identified.

MMRP Progress in FY10: Completed Site Inspection (SI) phase and Final SI Report. Recommend RI/FS phase.

MMRP Progress Planned for FY11-FY12: No MMRP project activity scheduled during this period.

FORMERLY USED DEFENSE SITES - GLADE CREST AIR-TO-GROUND BOMB RANGE / FL49799F918200

IRP Sites and MRSs by Classification				Study	0	0	0	1	0	0			\$0	\$179	\$0	\$39	\$0	\$0	\$0	\$0	FY13	\$0	\$0	
Response Complete	0	Response Complete	0	IRA	0(0)	0(0)	0(0)	0(0)				\$0	\$0	\$0	\$0	\$0	\$0	\$0	\$0	\$0	FY14	\$0	\$0	
High	0	MRSPP-1	0	MRSPP-7	0	Design	0	0	0	0	1	\$0	\$0	\$0	\$0	\$0	\$0	\$0	\$0	\$0	FY15	\$0	\$0	
Medium	0	MRSPP-2	0	MRSPP-8	0	RA-C	0	0	0	0	1	\$0	\$0	\$0	\$0	\$0	\$0	\$0	\$0	\$0	FY16	\$0	\$0	
Low	0	MRSPP-3	0	Evaluation Pending	1	RA-O	0	0	0	0	0	\$0	\$0	\$0	\$0	\$0	\$0	\$0	\$0	\$0	FY11-Comp. IRP		\$0	
Not Evaluated	0	MRSPP-4	0	No Known/Suspected	0	LTM	0	0	0	0	1	\$0	\$0	\$0	\$0	\$0	\$0	\$0	\$0	\$0	FY11-Comp. MMRP		\$10,567	
Not Required	0	MRSPP-5	0	No Longer Required	0	IRP Final RC: FY - MRS Final RC: FY 2036					Total	\$0	\$179	\$0	\$39	\$0	\$0	\$0	\$0	\$0	\$0	FY11-Complete		\$10,567
Total IRP Sites	0	MRSPP-6	0	Total MRSs	1																			

IRP Progress in FY10: No IRP sites identified.

IRP Progress Planned for FY11-FY12: No IRP sites identified.

MMRP Progress in FY10: Completed Site Inspection (SI) phase and Final SI Report. Recommend RI/FS phase.

MMRP Progress Planned for FY11-FY12: No MMRP project activity scheduled for this period.

*CTC Delta Reason: C-TECH-Technical Issues, C-REG-Regulatory Issues, C-EST-Estimating Criteria

**Schedule Impact Reason: TECH-Technical, CONT-Contracting, PERS-Personnel, REG-Regulatory, FUND-Funding

Note: Totals reflect installation project funding allocated to individual sites and do not include program management and other support costs.

Table E-6 Status of Installations with FY11 to Completion Cost Estimate Greater Than \$10,000,000

DoD Component - Installation / FFID / NPL or Proposed NPL / BRAC Year / RAB / CTC Delta from FY09*																							
Phase	Completed		Underway		Future		FY10 Schedule Impact**		Costs Through FY10 (\$000)		FY10 Funds Obligated (\$000)		FY11 Execution Planned (\$000)		FY12 Planning Estimate (\$000)		Estimated Costs (\$000)						
	IRP	MMRP	IRP	MMRP	IRP	MMRP	IRP	MMRP	IRP	MMRP	IRP	MMRP	IRP	MMRP	IRP	MMRP	Fiscal Year	IRP	MMRP				
	Sites (Actions)																IRP	MMRP	IRP	MMRP	IRP	MMRP	IRP

Florida

FORMERLY USED DEFENSE SITES - LAKE BRYANT BOMB & GUNNERY RANGE / FL49799F441100

IRP Sites and MRSs by Classification				Study	0	0	0	1	0	0			\$0	\$637	\$0	\$0	\$0	\$0	\$0	\$0	\$0	FY13	\$0	\$0
Response Complete	0	Response Complete	0	IRA	0(0)	0(0)	0(0)	0(0)				\$0	\$0	\$0	\$0	\$0	\$0	\$0	\$0	\$0	\$0	FY14	\$0	\$0
High	0	MRSPP-1	0	MRSPP-7	0	0	0	0	0	1		\$0	\$0	\$0	\$0	\$0	\$0	\$0	\$0	\$0	\$0	FY15	\$0	\$0
Medium	0	MRSPP-2	0	MRSPP-8	0	0	0	0	0	1		\$0	\$0	\$0	\$0	\$0	\$0	\$0	\$0	\$0	\$0	FY16	\$0	\$0
Low	0	MRSPP-3	0	Evaluation Pending	1	0	0	0	0	0		\$0	\$0	\$0	\$0	\$0	\$0	\$0	\$0	\$0	\$0	FY11-Comp. IRP		\$0
Not Evaluated	0	MRSPP-4	0	No Known/Suspected	0	0	0	0	0	1		\$0	\$0	\$0	\$0	\$0	\$0	\$0	\$0	\$0	\$0	FY11-Comp. MMRP		\$57,184
Not Required	0	MRSPP-5	0	No Longer Required	0																	FY11-Complete		\$57,184
Total IRP Sites	0	MRSPP-6	0	Total MRSs	1							Total	\$0	\$637	\$0	\$0	\$0	\$0	\$0	\$0	\$0	FY11-Complete		\$57,184

IRP Progress in FY10: No IRP sites identified.

IRP Progress Planned for FY11-FY12: No IRP sites identified.

MMRP Progress in FY10: No progress reported.

MMRP Progress Planned for FY11-FY12: No actions planned.

FORMERLY USED DEFENSE SITES - LAKE WILMINGTON TARGET / FL49799F968500

IRP Sites and MRSs by Classification				Study	0	0	0	1	0	0			\$0	\$161	\$0	\$8	\$0	\$0	\$0	\$0	\$0	FY13	\$0	\$0
Response Complete	0	Response Complete	0	IRA	0(0)	0(0)	0(0)	0(0)				\$0	\$0	\$0	\$0	\$0	\$0	\$0	\$0	\$0	\$0	FY14	\$0	\$0
High	0	MRSPP-1	0	MRSPP-7	0	0	0	0	0	0		\$0	\$0	\$0	\$0	\$0	\$0	\$0	\$0	\$0	\$0	FY15	\$0	\$0
Medium	0	MRSPP-2	0	MRSPP-8	0	0	0	0	0	1		\$0	\$0	\$0	\$0	\$0	\$0	\$0	\$0	\$0	\$0	FY16	\$0	\$0
Low	0	MRSPP-3	0	Evaluation Pending	1	0	0	0	0	0		\$0	\$0	\$0	\$0	\$0	\$0	\$0	\$0	\$0	\$0	FY11-Comp. IRP		\$0
Not Evaluated	0	MRSPP-4	0	No Known/Suspected	0	0	0	0	0	1		\$0	\$0	\$0	\$0	\$0	\$0	\$0	\$0	\$0	\$0	FY11-Comp. MMRP		\$13,440
Not Required	0	MRSPP-5	0	No Longer Required	0																	FY11-Complete		\$13,440
Total IRP Sites	0	MRSPP-6	0	Total MRSs	1							Total	\$0	\$161	\$0	\$8	\$0	\$0	\$0	\$0	\$0	FY11-Complete		\$13,440

IRP Progress in FY10: No IRP sites identified.

IRP Progress Planned for FY11-FY12: No IRP sites identified.

MMRP Progress in FY10: Completed Site Inspection (SI) phase and Final SI Report. Recommend RI/FS phase.

MMRP Progress Planned for FY11-FY12: No MMRP project activity scheduled during this period.

FORMERLY USED DEFENSE SITES - OPA LOCKA AIRPORT / FL49799F449300 / C-TECH

IRP Sites and MRSs by Classification				Study	1	0	2	1	0	0			\$5,525	\$217	\$984	\$40	\$0	\$0	\$300	\$0	FY13	\$0	\$0	
Response Complete	1	Response Complete	0	IRA	1(1)	0(0)	0(0)	0(0)				\$1,727	\$0	\$0	\$0	\$0	\$0	\$0	\$0	\$0	\$0	FY14	\$0	\$0
High	2	MRSPP-1	0	MRSPP-7	0	0	1	0	1	1		\$424	\$0	\$0	\$0	\$0	\$0	\$0	\$0	\$0	\$0	FY15	\$0	\$0
Medium	0	MRSPP-2	0	MRSPP-8	0	0	1	0	1	1		\$1,013	\$0	\$0	\$0	\$0	\$0	\$0	\$0	\$0	\$0	FY16	\$0	\$0
Low	0	MRSPP-3	0	Evaluation Pending	1	0	0	0	2	0		\$0	\$0	\$0	\$0	\$0	\$0	\$0	\$0	\$0	\$0	FY11-Comp. IRP		\$5,736
Not Evaluated	0	MRSPP-4	0	No Known/Suspected	0	0	0	0	1	0		\$3	\$0	\$0	\$0	\$0	\$0	\$0	\$0	\$0	\$0	FY11-Comp. MMRP		\$4,502
Not Required	0	MRSPP-5	0	No Longer Required	0																	FY11-Complete		\$10,238
Total IRP Sites	3	MRSPP-6	0	Total MRSs	1							Total	\$8,692	\$217	\$984	\$40	\$0	\$0	\$300	\$0	\$0	FY11-Complete		\$10,238

IRP Progress in FY10: Continued with remedial investigation efforts for the tank area and contaminated soils.

IRP Progress Planned for FY11-FY12: Continue investigation for remediation.

MMRP Progress in FY10: Completed Site Inspection (SI) phase and Final SI Report. Recommend RI/FS phase.

MMRP Progress Planned for FY11-FY12: No MMRP project activity scheduled during this period.

*CTC Delta Reason: C-TECH-Technical Issues, C-REG-Regulatory Issues, C-EST-Estimating Criteria

**Schedule Impact Reason: TECH-Technical, CONT-Contracting, PERS-Personnel, REG-Regulatory, FUND-Funding

Note: Totals reflect installation project funding allocated to individual sites and do not include program management and other support costs.

Table E-6 Status of Installations with FY11 to Completion Cost Estimate Greater Than \$10,000,000

DoD Component - Installation / FFID / NPL or Proposed NPL / BRAC Year / RAB / CTC Delta from FY09*																			
Phase	Completed		Underway		Future		FY10 Schedule Impact**		Costs Through FY10 (\$000)		FY10 Funds Obligated (\$000)		FY11 Execution Planned (\$000)		FY12 Planning Estimate (\$000)		Estimated Costs (\$000)		
	IRP	MMRP	IRP	MMRP	IRP	MMRP	IRP	MMRP	IRP	MMRP	IRP	MMRP	IRP	MMRP	IRP	MMRP	Fiscal Year	IRP	MMRP
	Sites (Actions)						IRP	MMRP	IRP	MMRP	IRP	MMRP	IRP	MMRP	IRP	MMRP			

Florida

FORMERLY USED DEFENSE SITES - PERRY BOMBING RANGE / FL49799F722200

IRP Sites and MRSs by Classification				Study	0	0	0	1	0	0			\$0	\$231	\$0	\$0	\$0	\$0	\$0	\$0	FY13	\$0	\$0
Response Complete	0	Response Complete	0	IRA	0(0)	0(0)	0(0)	0(0)					\$0	\$0	\$0	\$0	\$0	\$0	\$0	\$0	FY14	\$0	\$0
High	0	MRSPP-1	0	MRSPP-7	0	0	0	0	0	1			\$0	\$0	\$0	\$0	\$0	\$0	\$0	\$0	FY15	\$0	\$0
Medium	0	MRSPP-2	0	MRSPP-8	0	RA-C	0	0	0	0	1		\$0	\$0	\$0	\$0	\$0	\$0	\$0	\$0	FY16	\$0	\$0
Low	0	MRSPP-3	0	Evaluation Pending	1	RA-O	0	0	0	0	0		\$0	\$0	\$0	\$0	\$0	\$0	\$0	\$0	FY11-Comp. IRP		\$0
Not Evaluated	0	MRSPP-4	0	No Known/Suspected	0	LTM	0	0	0	0	1		\$0	\$0	\$0	\$0	\$0	\$0	\$0	\$0	FY11-Comp. MMRP		\$21,104
Not Required	0	MRSPP-5	0	No Longer Required	0	IRP Final RC: FY - MRS Final RC: FY 2115					Total	\$0	\$231	\$0	\$0	\$0	\$0	\$0	\$0	\$0	FY11-Complete		\$21,104
Total IRP Sites	0	MRSPP-6	0	Total MRSs	1																		

IRP Progress in FY10: No IRP sites identified.

IRP Progress Planned for FY11-FY12: No IRP sites identified.

MMRP Progress in FY10: No progress reported.

MMRP Progress Planned for FY11-FY12: No actions planned.

FORMERLY USED DEFENSE SITES - USAF AVON PARK RANGE / FL49799F450500

IRP Sites and MRSs by Classification				Study	0	0	0	1	0	0			\$0	\$255	\$0	\$0	\$0	\$0	\$0	\$0	FY13	\$0	\$0
Response Complete	0	Response Complete	0	IRA	0(0)	0(0)	0(0)	0(0)					\$0	\$0	\$0	\$0	\$0	\$0	\$0	\$0	FY14	\$0	\$0
High	0	MRSPP-1	0	MRSPP-7	0	Design	0	0	0	0	1		\$0	\$0	\$0	\$0	\$0	\$0	\$0	\$0	FY15	\$0	\$0
Medium	0	MRSPP-2	0	MRSPP-8	0	RA-C	0	0	0	0	1		\$0	\$0	\$0	\$0	\$0	\$0	\$0	\$0	FY16	\$0	\$0
Low	0	MRSPP-3	0	Evaluation Pending	1	RA-O	0	0	0	0	0		\$0	\$0	\$0	\$0	\$0	\$0	\$0	\$0	FY11-Comp. IRP		\$0
Not Evaluated	0	MRSPP-4	0	No Known/Suspected	0	LTM	0	0	0	0	1		\$0	\$0	\$0	\$0	\$0	\$0	\$0	\$0	FY11-Comp. MMRP		\$127,155
Not Required	0	MRSPP-5	0	No Longer Required	0	IRP Final RC: FY - MRS Final RC: FY 2164					Total	\$0	\$255	\$0	\$0	\$0	\$0	\$0	\$0	\$0	FY11-Complete		\$127,155
Total IRP Sites	0	MRSPP-6	0	Total MRSs	1																		

IRP Progress in FY10: No IRP sites identified.

IRP Progress Planned for FY11-FY12: No IRP sites identified.

MMRP Progress in FY10: No progress reported.

MMRP Progress Planned for FY11-FY12: No actions planned.

FORMERLY USED DEFENSE SITES - WITHLACOOCHEE CWS SITE / FL49799F436500

IRP Sites and MRSs by Classification				Study	0	0	0	1	0	0			\$0	\$5,350	\$0	\$5,189	\$0	\$0	\$0	\$0	FY13	\$0	\$0
Response Complete	0	Response Complete	0	IRA	0(0)	0(0)	0(0)	0(0)					\$0	\$0	\$0	\$0	\$0	\$0	\$0	\$0	FY14	\$0	\$0
High	0	MRSPP-1	0	MRSPP-7	0	Design	0	0	0	0	1		\$0	\$0	\$0	\$0	\$0	\$0	\$0	\$0	FY15	\$0	\$0
Medium	0	MRSPP-2	0	MRSPP-8	0	RA-C	0	0	0	1	0		\$0	\$15	\$0	\$0	\$0	\$0	\$0	\$0	FY16	\$0	\$0
Low	0	MRSPP-3	0	Evaluation Pending	1	RA-O	0	0	0	0	0		\$0	\$0	\$0	\$0	\$0	\$0	\$0	\$0	FY11-Comp. IRP		\$0
Not Evaluated	0	MRSPP-4	0	No Known/Suspected	0	LTM	0	0	0	0	1		\$0	\$0	\$0	\$0	\$0	\$0	\$0	\$0	FY11-Comp. MMRP		\$28,037
Not Required	0	MRSPP-5	0	No Longer Required	0	IRP Final RC: FY - MRS Final RC: FY 2021					Total	\$0	\$5,365	\$0	\$5,189	\$0	\$0	\$0	\$0	\$0	FY11-Complete		\$28,037
Total IRP Sites	0	MRSPP-6	0	Total MRSs	1																		

IRP Progress in FY10: No IRP sites identified.

IRP Progress Planned for FY11-FY12: No IRP sites identified.

MMRP Progress in FY10: Completed Site Inspection (SI) phase. Recommend RI/FS phase.

MMRP Progress Planned for FY11-FY12: Plan for RI/FS phase.

*CTC Delta Reason: C-TECH-Technical Issues, C-REG-Regulatory Issues, C-EST-Estimating Criteria

**Schedule Impact Reason: TECH-Technical, CONT-Contracting, PERS-Personnel, REG-Regulatory, FUND-Funding

Note: Totals reflect installation project funding allocated to individual sites and do not include program management and other support costs.

Table E-6 Status of Installations with FY11 to Completion Cost Estimate Greater Than \$10,000,000

DoD Component - Installation / FFID / NPL or Proposed NPL / BRAC Year / RAB / CTC Delta from FY09*																			
Phase	Completed		Underway		Future		FY10 Schedule Impact**		Costs Through FY10 (\$000)		FY10 Funds Obligated (\$000)		FY11 Execution Planned (\$000)		FY12 Planning Estimate (\$000)		Estimated Costs (\$000)		
	IRP	MMRP	IRP	MMRP	IRP	MMRP	IRP	MMRP	IRP	MMRP	IRP	MMRP	IRP	MMRP	IRP	MMRP	Fiscal Year	IRP	MMRP
	Sites (Actions)						IRP	MMRP	IRP	MMRP	IRP	MMRP	IRP	MMRP	IRP	MMRP			

Georgia

NAVY - ALBANY MCLB / GA417302369400 / NPL / RAB / C-TECH

IRP Sites and MRSs by Classification				Study	32	0	0	0	0	0	REG	\$17,489	\$0	\$0	\$0	\$0	\$0	\$0	\$0	FY13	\$388	\$0
Response Complete	25	Response Complete	0	IRA	12(17)	0(0)	0(0)	0(0)			REG	\$3,274	\$0	\$0	\$0	\$0	\$0	\$0	\$0	FY14	\$398	\$0
High	0	MRSPP-1	0	MRSPP-7	0	0	0	0	0	0	TECH	\$1,554	\$0	\$0	\$0	\$0	\$0	\$0	\$0	FY15	\$401	\$0
Medium	0	MRSPP-2	0	MRSPP-8	0	RA-C	14	0	0	0	TECH	\$18,759	\$0	\$0	\$0	\$0	\$0	\$0	\$0	FY16	\$410	\$0
Low	0	MRSPP-3	0	Evaluation Pending	0	RA-O	3	0	5	0		\$2,367	\$0	\$526	\$0	\$309	\$0	\$317	\$0	FY11-Comp. IRP		\$10,311
Not Evaluated	0	MRSPP-4	0	No Known/Suspected	0	LTM	0	0	2	0		\$683	\$0	\$132	\$0	\$64	\$0	\$66	\$0	FY11-Comp. MMRP		\$0
Not Required	7	MRSPP-5	0	No Longer Required	0	IRP Final RC: FY 2039 MRS Final RC: FY -					Total	\$44,126	\$0	\$658	\$0	\$373	\$0	\$383	\$0	FY11-Complete		\$10,311
Total IRP Sites	32	MRSPP-6	0	Total MRSs	0	Five-Year Review Completed and Planned for Future																

IRP Progress in FY10:	Refer to Page F-18.	MMRP Progress in FY10:	No MMRP sites identified.
IRP Progress Planned for FY11-FY12:	Refer to Page F-18.	MMRP Progress Planned for FY11-FY12:	No MMRP sites identified.

AIR FORCE - AIR FORCE PLANT 6 / GA457172460600

IRP Sites and MRSs by Classification				Study	17	0	0	0	1	0		\$14,022	\$0	\$0	\$0	\$0	\$0	\$478	\$0	FY13	\$2,614	\$0
Response Complete	11	Response Complete	0	IRA	10(25)	0(0)	0(0)	0(0)				\$22,345	\$0	\$0	\$0	\$0	\$0	\$0	\$0	FY14	\$2,230	\$0
High	0	MRSPP-1	0	MRSPP-7	0	Design	0	0	0	0		\$3,737	\$0	\$0	\$0	\$0	\$0	\$0	\$0	FY15	\$2,364	\$0
Medium	0	MRSPP-2	0	MRSPP-8	0	RA-C	4	0	0	0		\$14,904	\$0	\$0	\$0	\$0	\$0	\$0	\$0	FY16	\$2,438	\$0
Low	0	MRSPP-3	0	Evaluation Pending	0	RA-O	0	0	6	0		\$5,391	\$0	\$2,600	\$0	\$2,516	\$0	\$2,172	\$0	FY11-Comp. IRP		\$24,316
Not Evaluated	1	MRSPP-4	0	No Known/Suspected	0	LTM	0	0	2	0		\$1,197	\$0	\$112	\$0	\$118	\$0	\$130	\$0	FY11-Comp. MMRP		\$0
Not Required	6	MRSPP-5	0	No Longer Required	0	IRP Final RC: FY 2018 MRS Final RC: FY -					Total	\$61,596	\$0	\$2,712	\$0	\$2,634	\$0	\$2,780	\$0	FY11-Complete		\$24,316
Total IRP Sites	18	MRSPP-6	0	Total MRSs	0	Five-Year Review Completed and Planned for Future																

IRP Progress in FY10:	RA-O (WP001, WP006, SS009, OT015); LTM for C5 Area (SD007 & SS015); Lockheed IRP Support; AFP 6-Wide Background Study	MMRP Progress in FY10:	No MMRP sites identified.
IRP Progress Planned for FY11-FY12:	RA-O (WP001, WP006, SS009, OT015); LTM FOR C5 AREA (SD007 & SS015); LOCKHEED IRP SUPPORT; LTM for SD005 (RB2) & LF002	MMRP Progress Planned for FY11-FY12:	No MMRP sites identified.

AIR FORCE - ROBINS AIR FORCE BASE / GA457172433000 / NPL / BRAC 2005 Realignment / RAB

IRP Sites and MRSs by Classification				Study	43	0	0	0	5	0		\$23,056	\$0	\$0	\$0	\$0	\$0	\$0	\$0	FY13	\$8,516	\$0
Response Complete	35	Response Complete	0	IRA	25(34)	0(0)	0(0)	0(0)				\$19,267	\$0	\$0	\$0	\$0	\$0	\$0	\$0	FY14	\$6,943	\$0
High	0	MRSPP-1	0	MRSPP-7	0	Design	14	0	0	0		\$12,182	\$0	\$0	\$0	\$0	\$0	\$0	\$0	FY15	\$7,084	\$0
Medium	0	MRSPP-2	0	MRSPP-8	0	RA-C	16	0	0	0		\$71,476	\$0	\$0	\$0	\$0	\$0	\$0	\$0	FY16	\$6,788	\$0
Low	0	MRSPP-3	0	Evaluation Pending	0	RA-O	7	0	8	0		\$62,508	\$0	\$8,103	\$0	\$12,533	\$0	\$9,032	\$0	FY11-Comp. IRP		\$108,601
Not Evaluated	5	MRSPP-4	0	No Known/Suspected	0	LTM	4	0	3	0		\$6,327	\$0	\$18	\$0	\$18	\$0	\$20	\$0	FY11-Comp. MMRP		\$0
Not Required	8	MRSPP-5	0	No Longer Required	0	IRP Final RC: FY 2028 MRS Final RC: FY -					Total	\$194,816	\$0	\$8,121	\$0	\$12,551	\$0	\$9,052	\$0	FY11-Complete		\$108,601
Total IRP Sites	48	MRSPP-6	0	Total MRSs	0	Five-Year Review Completed and Planned for Future																

IRP Progress in FY10:	Refer to Page F-163.	MMRP Progress in FY10:	No MMRP sites identified.
IRP Progress Planned for FY11-FY12:	Refer to Page F-163.	MMRP Progress Planned for FY11-FY12:	No MMRP sites identified.

*CTC Delta Reason: C-TECH-Technical Issues, C-REG-Regulatory Issues, C-EST-Estimating Criteria

**Schedule Impact Reason: TECH-Technical, CONT-Contracting, PERS-Personnel, REG-Regulatory, FUND-Funding

Note: Totals reflect installation project funding allocated to individual sites and do not include program management and other support costs.

Table E-6 Status of Installations with FY11 to Completion Cost Estimate Greater Than \$10,000,000

DoD Component - Installation / FFID / NPL or Proposed NPL / BRAC Year / RAB / CTC Delta from FY09*																			
Phase	Completed		Underway		Future		FY10 Schedule Impact**		Costs Through FY10 (\$000)		FY10 Funds Obligated (\$000)		FY11 Execution Planned (\$000)		FY12 Planning Estimate (\$000)		Estimated Costs (\$000)		
	IRP	MMRP	IRP	MMRP	IRP	MMRP	IRP	MMRP	IRP	MMRP	IRP	MMRP	IRP	MMRP	IRP	MMRP	Fiscal Year	IRP	MMRP
	Sites (Actions)						IRP	MMRP	IRP	MMRP	IRP	MMRP	IRP	MMRP	IRP	MMRP			

Georgia

FORMERLY USED DEFENSE SITES - CAMP GORDON ART RANGE / GA49799F816100

IRP Sites and MRSs by Classification				Study	0	0	0	1	0	0			\$0	\$214	\$0	\$3	\$0	\$440	\$0	\$465	FY13	\$0	\$0
Response Complete	0	Response Complete	0	IRA	0(0)	0(0)	0(0)	0(0)					\$0	\$0	\$0	\$0	\$0	\$0	\$0	\$0	FY14	\$0	\$0
High	0	MRSPP-1	0	MRSPP-7	0	0	0	0	0	1			\$0	\$0	\$0	\$0	\$0	\$0	\$0	\$0	FY15	\$0	\$0
Medium	0	MRSPP-2	0	MRSPP-8	0	RA-C	0	0	0	0	1		\$0	\$0	\$0	\$0	\$0	\$0	\$0	\$0	FY16	\$0	\$0
Low	0	MRSPP-3	0	Evaluation Pending	1	RA-O	0	0	0	0	0		\$0	\$0	\$0	\$0	\$0	\$0	\$0	\$0	FY11-Comp. IRP		\$0
Not Evaluated	0	MRSPP-4	0	No Known/Suspected	0	LTM	0	0	0	0	1		\$0	\$0	\$0	\$0	\$0	\$0	\$0	\$0	FY11-Comp. MMRP		\$15,982
Not Required	0	MRSPP-5	0	No Longer Required	0	IRP Final RC: FY - MRS Final RC: FY 2056					Total	\$0	\$214	\$0	\$3	\$0	\$440	\$0	\$465	FY11-Complete		\$15,982	
Total IRP Sites	0	MRSPP-6	0	Total MRSs	1																		

IRP Progress in FY10: No IRP sites identified.

IRP Progress Planned for FY11-FY12: No IRP sites identified.

MMRP Progress in FY10: MMRP SI complete RI/FS recommended for future.

MMRP Progress Planned for FY11-FY12: Initiate remedial investigation phase work if funding is available.

FORMERLY USED DEFENSE SITES - CAMP WHEELER / GA49799F472700

IRP Sites and MRSs by Classification				Study	0	0	0	1	0	0			\$0	\$4,727	\$0	\$758	\$0	\$100	\$0	\$0	FY13	\$0	\$0
Response Complete	0	Response Complete	0	IRA	0(0)	0(0)	0(0)	0(0)					\$0	\$0	\$0	\$0	\$0	\$0	\$0	\$0	FY14	\$0	\$1,115
High	0	MRSPP-1	0	MRSPP-7	0	Design	0	0	0	1	0		\$0	\$0	\$0	\$0	\$0	\$14	\$0	\$0	FY15	\$0	\$1,554
Medium	0	MRSPP-2	0	MRSPP-8	0	RA-C	0	0	0	1	0		\$0	\$5,756	\$0	\$80	\$0	\$80	\$0	\$102	FY16	\$0	\$1,510
Low	0	MRSPP-3	0	Evaluation Pending	1	RA-O	0	0	0	0	0		\$0	\$0	\$0	\$0	\$0	\$0	\$0	\$0	FY11-Comp. IRP		\$0
Not Evaluated	0	MRSPP-4	0	No Known/Suspected	0	LTM	0	0	0	0	1		\$0	\$0	\$0	\$0	\$0	\$0	\$0	\$0	FY11-Comp. MMRP		\$18,613
Not Required	0	MRSPP-5	0	No Longer Required	0	IRP Final RC: FY - MRS Final RC: FY 2021					Total	\$0	\$10,483	\$0	\$838	\$0	\$194	\$0	\$102	FY11-Complete		\$18,613	
Total IRP Sites	0	MRSPP-6	0	Total MRSs	1																		

IRP Progress in FY10: No IRP sites identified.

IRP Progress Planned for FY11-FY12: No IRP sites identified.

MMRP Progress in FY10: RI/FS Fieldwork started in September 2010 when workplan approved by regulators.

MMRP Progress Planned for FY11-FY12: RI/FS scheduled to be complete in FY12. Removal Action in powerline right of way to be completed in FY11. Assess RI/FS data to prioritize future removal actions.

FORMERLY USED DEFENSE SITES - THOMASVILLE B&G RANGE / GA49799F806200

IRP Sites and MRSs by Classification				Study	0	0	0	1	0	0			\$0	\$222	\$0	\$0	\$0	\$0	\$0	\$0	FY13	\$0	\$0
Response Complete	0	Response Complete	0	IRA	0(0)	0(0)	0(0)	0(0)					\$0	\$0	\$0	\$0	\$0	\$0	\$0	\$0	FY14	\$0	\$0
High	0	MRSPP-1	0	MRSPP-7	0	Design	0	0	0	0	1		\$0	\$0	\$0	\$0	\$0	\$0	\$0	\$0	FY15	\$0	\$0
Medium	0	MRSPP-2	0	MRSPP-8	0	RA-C	0	0	0	0	1		\$0	\$0	\$0	\$0	\$0	\$0	\$0	\$0	FY16	\$0	\$0
Low	0	MRSPP-3	0	Evaluation Pending	1	RA-O	0	0	0	0	0		\$0	\$0	\$0	\$0	\$0	\$0	\$0	\$0	FY11-Comp. IRP		\$0
Not Evaluated	0	MRSPP-4	0	No Known/Suspected	0	LTM	0	0	0	0	1		\$0	\$0	\$0	\$0	\$0	\$0	\$0	\$0	FY11-Comp. MMRP		\$10,744
Not Required	0	MRSPP-5	0	No Longer Required	0	IRP Final RC: FY - MRS Final RC: FY 2047					Total	\$0	\$222	\$0	\$0	\$0	\$0	\$0	\$0	\$0	FY11-Complete		\$10,744
Total IRP Sites	0	MRSPP-6	0	Total MRSs	1																		

IRP Progress in FY10: No IRP sites identified.

IRP Progress Planned for FY11-FY12: No IRP sites identified.

MMRP Progress in FY10: No progress reported.

MMRP Progress Planned for FY11-FY12: No actions planned.

*CTC Delta Reason: C-TECH-Technical Issues, C-REG-Regulatory Issues, C-EST-Estimating Criteria

**Schedule Impact Reason: TECH-Technical, CONT-Contracting, PERS-Personnel, REG-Regulatory, FUND-Funding

Note: Totals reflect installation project funding allocated to individual sites and do not include program management and other support costs.

Table E-6 Status of Installations with FY11 to Completion Cost Estimate Greater Than \$10,000,000

DoD Component - Installation / FFID / NPL or Proposed NPL / BRAC Year / RAB / CTC Delta from FY09*																			
Phase	Completed		Underway		Future		FY10 Schedule Impact**		Costs Through FY10 (\$000)		FY10 Funds Obligated (\$000)		FY11 Execution Planned (\$000)		FY12 Planning Estimate (\$000)		Estimated Costs (\$000)		
	IRP	MMRP	IRP	MMRP	IRP	MMRP	IRP	MMRP	IRP	MMRP	IRP	MMRP	IRP	MMRP	IRP	MMRP	Fiscal Year	IRP	MMRP
	Sites (Actions)						IRP	MMRP	IRP	MMRP	IRP	MMRP	IRP	MMRP	IRP	MMRP			

Guam

NAVY - GUAM NAVACTS / GU917002758300 / BRAC 1995 / RAB / C-TECH / C-EST

IRP Sites and MRSs by Classification				Study	27	1	2	3	3	0	FUND	FUND	\$19,882	\$133	\$225	\$0	\$622	\$0	\$0	\$0	FY13	\$1,397	\$0	
Response Complete	23	Response Complete	0	IRA	0(0)	0(0)	0(0)	0(0)			FUND	FUND	\$29,792	\$0	\$0	\$0	\$0	\$0	\$0	\$0	FY14	\$912	\$315	
High	0	MRSPP-1	0	MRSPP-7	0	0	0	0	0	0	FUND	FUND	\$1,261	\$0	\$0	\$0	\$0	\$0	\$0	\$0	FY15	\$1,052	\$3,269	
Medium	1	MRSPP-2	0	MRSPP-8	0	RA-C	0	0	0	0	FUND	FUND	\$1,635	\$0	\$0	\$0	\$0	\$0	\$0	\$0	FY16	\$463	\$464	
Low	1	MRSPP-3	0	Evaluation Pending	4	RA-O	0	0	0	0			\$172	\$0	\$0	\$0	\$706	\$0	\$0	\$0	FY11-Comp. IRP		\$20,111	
Not Evaluated	3	MRSPP-4	0	No Known/Suspected	0	LTM	0	0	0	0			\$3,045	\$0	\$492	\$0	\$1,541	\$0	\$1,715	\$0	FY11-Comp. MMRP		\$10,217	
Not Required	4	MRSPP-5	0	No Longer Required	0	IRP Final RC: FY 2020 MRS Final RC: FY 2028					Total		\$55,787	\$133	\$717	\$0	\$2,869	\$0	\$1,715	\$0	FY11-Complete		\$30,328	
Total IRP Sites	32	MRSPP-6	0	Total MRSs	4	Five-Year Review Underway and Planned for Future																		

IRP Progress in FY10: Refer to Page F-83.	MMRP Progress in FY10: Refer to Page F-83.
IRP Progress Planned for FY11-FY12: Refer to Page F-83.	MMRP Progress Planned for FY11-FY12: Refer to Page F-83.

NAVY - GUAM NSRF / GU917002758500 / BRAC 1995 / RAB / C-TECH

IRP Sites and MRSs by Classification				Study	11	0	1	0	0	0	REG	Study	\$9,134	\$0	\$214	\$0	\$1,075	\$0	\$0	\$0	FY13	\$2,513	\$0	
Response Complete	10	Response Complete	0	IRA	0(0)	0(0)	0(0)	0(0)			REG		\$4,240	\$0	\$0	\$0	\$0	\$0	\$1,112	\$0	FY14	\$4,091	\$0	
High	0	MRSPP-1	0	MRSPP-7	0	Design	0	0	0	0	REG		\$0	\$0	\$0	\$0	\$0	\$0	\$0	\$0	FY15	\$4,463	\$0	
Medium	0	MRSPP-2	0	MRSPP-8	0	RA-C	0	0	0	0	REG		\$0	\$0	\$0	\$0	\$0	\$0	\$0	\$0	FY16	\$9,398	\$0	
Low	1	MRSPP-3	0	Evaluation Pending	0	RA-O	0	0	0	0			\$0	\$0	\$0	\$0	\$0	\$0	\$0	\$0	FY11-Comp. IRP		\$23,418	
Not Evaluated	0	MRSPP-4	0	No Known/Suspected	0	LTM	0	0	0	0			\$73	\$0	\$28	\$0	\$28	\$0	\$37	\$0	FY11-Comp. MMRP		\$0	
Not Required	1	MRSPP-5	0	No Longer Required	0	IRP Final RC: FY 2017 MRS Final RC: FY -					Total		\$13,447	\$0	\$242	\$0	\$1,103	\$0	\$1,149	\$0	FY11-Complete		\$23,418	
Total IRP Sites	12	MRSPP-6	0	Total MRSs	0	Five-Year Review Planned for Future																		

IRP Progress in FY10: Refer to Page F-83.	MMRP Progress in FY10: No MMRP sites identified.
IRP Progress Planned for FY11-FY12: Refer to Page F-83.	MMRP Progress Planned for FY11-FY12: No MMRP sites identified.

NAVY - NSA ANDERSEN GUAM / GU917309951900 / NPL / RAB

IRP Sites and MRSs by Classification				Study	71	8	19	8	0	0		\$66,134	\$354	\$209	\$74	\$961	\$180	\$0	\$1,033	FY13	\$4,935	\$1,034	
Response Complete	0	Response Complete	0	IRA	2(2)	0(0)	1(1)	0(0)				\$22,599	\$0	\$173	\$0	\$93	\$820	\$95	\$539	FY14	\$1,954	\$736	
High	0	MRSPP-1	0	MRSPP-7	0	Design	0	0	0	1	4	\$980	\$0	\$350	\$0	\$0	\$0	\$142	\$0	FY15	\$1,937	\$822	
Medium	4	MRSPP-2	0	MRSPP-8	0	RA-C	0	0	11	0	10	\$34,335	\$0	\$4,633	\$0	\$2,101	\$0	\$6,509	\$0	FY16	\$1,625	\$1,419	
Low	22	MRSPP-3	0	Evaluation Pending	16	RA-O	0	0	0	3	0	\$0	\$0	\$0	\$0	\$0	\$0	\$0	\$0	FY11-Comp. IRP		\$57,766	
Not Evaluated	11	MRSPP-4	0	No Known/Suspected	0	LTM	0	0	7	0	6	\$5,270	\$0	\$1,172	\$0	\$1,364	\$0	\$1,233	\$0	FY11-Comp. MMRP		\$31,028	
Not Required	53	MRSPP-5	0	No Longer Required	0	IRP Final RC: FY 2022 MRS Final RC: FY 2024					Total		\$129,318	\$354	\$6,537	\$74	\$4,519	\$1,000	\$7,979	\$1,572	FY11-Complete		\$88,794
Total IRP Sites	90	MRSPP-6	0	Total MRSs	16																		

IRP Progress in FY10: No progress reported.	MMRP Progress in FY10: No progress reported.
IRP Progress Planned for FY11-FY12: No actions planned.	MMRP Progress Planned for FY11-FY12: No actions planned.

*CTC Delta Reason: C-TECH-Technical Issues, C-REG-Regulatory Issues, C-EST-Estimating Criteria

**Schedule Impact Reason: TECH-Technical, CONT-Contracting, PERS-Personnel, REG-Regulatory, FUND-Funding

Note: Totals reflect installation project funding allocated to individual sites and do not include program management and other support costs.

Table E-6 Status of Installations with FY11 to Completion Cost Estimate Greater Than \$10,000,000

DoD Component - Installation / FFID / NPL or Proposed NPL / BRAC Year / RAB / CTC Delta from FY09*																										
Phase	Completed		Underway		Future		FY10 Schedule Impact**		Costs Through FY10 (\$000)		FY10 Funds Obligated (\$000)		FY11 Execution Planned (\$000)		FY12 Planning Estimate (\$000)		Estimated Costs (\$000)									
	IRP	MMRP	IRP	MMRP	IRP	MMRP	IRP	MMRP	IRP	MMRP	IRP	MMRP	IRP	MMRP	IRP	MMRP	Fiscal Year	IRP	MMRP							
	Sites (Actions)																IRP	MMRP	IRP	MMRP	IRP	MMRP	IRP	MMRP		

Guam

FORMERLY USED DEFENSE SITES - AREA 106 / GM99799F984900

IRP Sites and MRSs by Classification				Study	0	0	0	1	0	0			\$0	\$147	\$0	\$0	\$0	\$0	\$0	\$0	FY13	\$0	\$0
Response Complete	0	Response Complete	0	IRA	0(0)	0(0)	0(0)	0(0)				\$0	\$0	\$0	\$0	\$0	\$0	\$0	\$0	FY14	\$0	\$0	
High	0	MRSPP-1	0	MRSPP-7	0	0	0	0	0	1		\$0	\$0	\$0	\$0	\$0	\$0	\$0	\$0	FY15	\$0	\$0	
Medium	0	MRSPP-2	1	MRSPP-8	0	RA-C	0	0	0	0	1	\$0	\$0	\$0	\$0	\$0	\$0	\$0	\$0	FY16	\$0	\$0	
Low	0	MRSPP-3	0	Evaluation Pending	0	RA-O	0	0	0	0	0	\$0	\$0	\$0	\$0	\$0	\$0	\$0	\$0	FY11-Comp. IRP		\$0	
Not Evaluated	0	MRSPP-4	0	No Known/Suspected	0	LTM	0	0	0	0	1	\$0	\$0	\$0	\$0	\$0	\$0	\$0	\$0	FY11-Comp. MMRP		\$24,253	
Not Required	0	MRSPP-5	0	No Longer Required	0	IRP Final RC: FY - MRS Final RC: FY 2074					Total	\$0	\$147	\$0	\$0	\$0	\$0	\$0	\$0	\$0	FY11-Complete		\$24,253
Total IRP Sites	0	MRSPP-6	0	Total MRSs	1																		

IRP Progress in FY10: No IRP sites identified.

IRP Progress Planned for FY11-FY12: No IRP sites identified.

MMRP Progress in FY10: No projects were programmed for FY10.

MMRP Progress Planned for FY11-FY12: No projects are programmed for the next fiscal years.

FORMERLY USED DEFENSE SITES - AREA 108 / GM99799F985000

IRP Sites and MRSs by Classification				Study	0	0	0	1	0	0			\$0	\$152	\$0	\$0	\$0	\$0	\$0	\$0	FY13	\$0	\$0
Response Complete	0	Response Complete	0	IRA	0(0)	0(0)	0(0)	0(0)				\$0	\$0	\$0	\$0	\$0	\$0	\$0	\$0	FY14	\$0	\$0	
High	0	MRSPP-1	0	MRSPP-7	0	Design	0	0	0	0	1	\$0	\$0	\$0	\$0	\$0	\$0	\$0	\$0	FY15	\$0	\$0	
Medium	0	MRSPP-2	0	MRSPP-8	0	RA-C	0	0	0	0	1	\$0	\$0	\$0	\$0	\$0	\$0	\$0	\$0	FY16	\$0	\$0	
Low	0	MRSPP-3	0	Evaluation Pending	1	RA-O	0	0	0	0	0	\$0	\$0	\$0	\$0	\$0	\$0	\$0	\$0	FY11-Comp. IRP		\$0	
Not Evaluated	0	MRSPP-4	0	No Known/Suspected	0	LTM	0	0	0	0	1	\$0	\$0	\$0	\$0	\$0	\$0	\$0	\$0	FY11-Comp. MMRP		\$29,475	
Not Required	0	MRSPP-5	0	No Longer Required	0	IRP Final RC: FY - MRS Final RC: FY 2068					Total	\$0	\$152	\$0	\$0	\$0	\$0	\$0	\$0	\$0	FY11-Complete		\$29,475
Total IRP Sites	0	MRSPP-6	0	Total MRSs	1																		

IRP Progress in FY10: No IRP sites identified.

IRP Progress Planned for FY11-FY12: No IRP sites identified.

MMRP Progress in FY10: No projects were programmed for FY10.

MMRP Progress Planned for FY11-FY12: No projects are programmed for the next two fiscal years.

FORMERLY USED DEFENSE SITES - CASCADA COUNTRY CLUB / GM99799F985100

IRP Sites and MRSs by Classification				Study	0	0	0	1	0	0			\$0	\$159	\$0	\$0	\$0	\$0	\$0	\$0	FY13	\$0	\$0
Response Complete	0	Response Complete	0	IRA	0(0)	0(0)	0(0)	0(0)				\$0	\$0	\$0	\$0	\$0	\$0	\$0	\$0	FY14	\$0	\$0	
High	0	MRSPP-1	0	MRSPP-7	0	Design	0	0	0	0	1	\$0	\$0	\$0	\$0	\$0	\$0	\$0	\$0	FY15	\$0	\$0	
Medium	0	MRSPP-2	1	MRSPP-8	0	RA-C	0	0	0	0	1	\$0	\$0	\$0	\$0	\$0	\$0	\$0	\$0	FY16	\$0	\$0	
Low	0	MRSPP-3	0	Evaluation Pending	0	RA-O	0	0	0	0	0	\$0	\$0	\$0	\$0	\$0	\$0	\$0	\$0	FY11-Comp. IRP		\$0	
Not Evaluated	0	MRSPP-4	0	No Known/Suspected	0	LTM	0	0	0	0	1	\$0	\$0	\$0	\$0	\$0	\$0	\$0	\$0	FY11-Comp. MMRP		\$13,243	
Not Required	0	MRSPP-5	0	No Longer Required	0	IRP Final RC: FY - MRS Final RC: FY 2074					Total	\$0	\$159	\$0	\$0	\$0	\$0	\$0	\$0	\$0	FY11-Complete		\$13,243
Total IRP Sites	0	MRSPP-6	0	Total MRSs	1																		

IRP Progress in FY10: No IRP sites identified.

IRP Progress Planned for FY11-FY12: No IRP sites identified.

MMRP Progress in FY10: No projects were planned for FY10.

MMRP Progress Planned for FY11-FY12: No projects are programmed for the next two fiscal years.

*CTC Delta Reason: C-TECH-Technical Issues, C-REG-Regulatory Issues, C-EST-Estimating Criteria

**Schedule Impact Reason: TECH-Technical, CONT-Contracting, PERS-Personnel, REG-Regulatory, FUND-Funding

Note: Totals reflect installation project funding allocated to individual sites and do not include program management and other support costs.

Table E-6 Status of Installations with FY11 to Completion Cost Estimate Greater Than \$10,000,000

DoD Component - Installation / FFID / NPL or Proposed NPL / BRAC Year / RAB / CTC Delta from FY09*																			
Phase	Completed		Underway		Future		FY10 Schedule Impact**		Costs Through FY10 (\$000)		FY10 Funds Obligated (\$000)		FY11 Execution Planned (\$000)		FY12 Planning Estimate (\$000)		Estimated Costs (\$000)		
	IRP	MMRP	IRP	MMRP	IRP	MMRP	IRP	MMRP	IRP	MMRP	IRP	MMRP	IRP	MMRP	IRP	MMRP	Fiscal Year	IRP	MMRP
	Sites (Actions)						IRP	MMRP	IRP	MMRP	IRP	MMRP	IRP	MMRP	IRP	MMRP			

Guam

FORMERLY USED DEFENSE SITES - GUAM SITE 1 / GM99799F374400

IRP Sites and MRSs by Classification					Study	0	0	0	1	0	0			\$0	\$198	\$0	\$0	\$0	\$0	\$0	\$0	FY13	\$0	\$0
Response Complete	0	Response Complete	0		IRA	0(0)	0(0)	0(0)	0(0)					\$0	\$0	\$0	\$0	\$0	\$0	\$0	\$0	FY14	\$0	\$0
High	0	MRSPP-1	0	MRSPP-7	Design	0	0	0	0	0	1			\$0	\$0	\$0	\$0	\$0	\$0	\$0	\$0	FY15	\$0	\$0
Medium	0	MRSPP-2	1	MRSPP-8	RA-C	0	0	0	0	0	1			\$0	\$0	\$0	\$0	\$0	\$0	\$0	\$0	FY16	\$0	\$0
Low	0	MRSPP-3	0	Evaluation Pending	RA-O	0	0	0	0	0	0			\$0	\$0	\$0	\$0	\$0	\$0	\$0	\$0	FY11-Comp. IRP		\$0
Not Evaluated	0	MRSPP-4	0	No Known/Suspected	LTM	0	0	0	0	0	1			\$0	\$0	\$0	\$0	\$0	\$0	\$0	\$0	FY11-Comp. MMRP		\$11,351
Not Required	0	MRSPP-5	0	No Longer Required	IRP Final RC: FY - MRS Final RC: FY 2073						Total	\$0	\$198	\$0	\$0	\$0	\$0	\$0	\$0	\$0	\$0	FY11-Complete		\$11,351
Total IRP Sites	0	MRSPP-6	0	Total MRSs																				

IRP Progress in FY10: No IRP sites identified.

IRP Progress Planned for FY11-FY12: No IRP sites identified.

MMRP Progress in FY10: No projects were programmed for FY10.

MMRP Progress Planned for FY11-FY12: No projects are being programmed for the next two fiscal years.

FORMERLY USED DEFENSE SITES - LONFIT PLANNING PROJECT / GM99799F985200 / C-TECH

IRP Sites and MRSs by Classification					Study	1	0	0	1	0	0			\$303	\$149	\$47	\$0	\$0	\$0	\$0	\$0	FY13	\$0	\$0
Response Complete	0	Response Complete	0		IRA	0(0)	0(0)	0(0)	0(0)					\$0	\$0	\$0	\$0	\$0	\$0	\$0	\$0	FY14	\$0	\$0
High	0	MRSPP-1	0	MRSPP-7	Design	0	0	0	0	1	1			\$0	\$0	\$0	\$0	\$29	\$0	\$0	\$0	FY15	\$0	\$0
Medium	0	MRSPP-2	1	MRSPP-8	RA-C	0	0	0	0	1	1			\$0	\$0	\$0	\$0	\$627	\$0	\$0	\$0	FY16	\$0	\$0
Low	0	MRSPP-3	0	Evaluation Pending	RA-O	0	0	0	0	0	0			\$0	\$0	\$0	\$0	\$0	\$0	\$0	\$0	FY11-Comp. IRP		\$957
Not Evaluated	0	MRSPP-4	0	No Known/Suspected	LTM	0	0	0	0	1	1			\$0	\$0	\$0	\$0	\$0	\$0	\$0	\$0	FY11-Comp. MMRP		\$20,284
Not Required	1	MRSPP-5	0	No Longer Required	IRP Final RC: FY 2019 MRS Final RC: FY 2072						Total	\$303	\$149	\$47	\$0	\$656	\$0	\$0	\$0	\$0	\$0	FY11-Complete		\$21,241
Total IRP Sites	1	MRSPP-6	0	Total MRSs																				

IRP Progress in FY10: SI phase completed in FY10.

IRP Progress Planned for FY11-FY12: A RD and Rm-A-C phase is being programmed for the next two fiscal years.

MMRP Progress in FY10: No project was programmed for FY10.

MMRP Progress Planned for FY11-FY12: No projects are programmed for the next two fiscal years.

*CTC Delta Reason: C-TECH-Technical Issues, C-REG-Regulatory Issues, C-EST-Estimating Criteria

**Schedule Impact Reason: TECH-Technical, CONT-Contracting, PERS-Personnel, REG-Regulatory, FUND-Funding

Note: Totals reflect installation project funding allocated to individual sites and do not include program management and other support costs.

Table E-6 Status of Installations with FY11 to Completion Cost Estimate Greater Than \$10,000,000

DoD Component - Installation / FFID / NPL or Proposed NPL / BRAC Year / RAB / CTC Delta from FY09*																			
Phase	Completed		Underway		Future		FY10 Schedule Impact**		Costs Through FY10 (\$000)		FY10 Funds Obligated (\$000)		FY11 Execution Planned (\$000)		FY12 Planning Estimate (\$000)		Estimated Costs (\$000)		
	IRP	MMRP	IRP	MMRP	IRP	MMRP	IRP	MMRP	IRP	MMRP	IRP	MMRP	IRP	MMRP	IRP	MMRP	Fiscal Year	IRP	MMRP
	Sites (Actions)						IRP	MMRP	IRP	MMRP	IRP	MMRP	IRP	MMRP	IRP	MMRP			

Hawaii

ARMY - MAKUA MILITARY RESERVATION / HI92145222700 / C-TECH

IRP Sites and MRSs by Classification				Study	4	2	0	2	0	0			\$0	\$2,727	\$0	\$13	\$0	\$802	\$0	\$0	FY13	\$0	\$104
Response Complete	4	Response Complete	2	IRA	0(0)	0(0)	0(0)	0(0)					\$0	\$0	\$0	\$0	\$0	\$0	\$0	\$0	FY14	\$0	\$13,312
High	0	MRSPP-1	0	MRSPP-7	0	0	0	0	0	2			\$0	\$0	\$0	\$0	\$0	\$0	\$0	\$0	FY15	\$0	\$0
Medium	0	MRSPP-2	0	MRSPP-8	0	RA-C	0	0	0	0	2		\$0	\$0	\$0	\$0	\$0	\$0	\$0	\$0	FY16	\$0	\$0
Low	0	MRSPP-3	2	Evaluation Pending	0	RA-O	0	0	0	0	0		\$0	\$0	\$0	\$0	\$0	\$0	\$0	\$0	FY11-Comp. IRP		\$0
Not Evaluated	0	MRSPP-4	0	No Known/Suspected	0	LTM	0	0	0	0	2		\$0	\$0	\$0	\$0	\$0	\$0	\$0	\$0	FY11-Comp. MMRP		\$14,620
Not Required	0	MRSPP-5	0	No Longer Required	2	IRP Final RC: FY 1990 MRS Final RC: FY 2017					Total	\$0	\$2,727	\$0	\$13	\$0	\$802	\$0	\$0	\$0	FY11-Complete		\$14,620
Total IRP Sites	4	MRSPP-6	0	Total MRSs	4	Five-Year Review Planned for Future																	

IRP Progress in FY10: No progress reported.

IRP Progress Planned for FY11-FY12: No actions planned.

MMRP Progress in FY10: A remedial investigation (RI) was started in fiscal year (FY)08 and is underway.

MMRP Progress Planned for FY11-FY12: A feasibility study (FS) is scheduled to begin in FY12; a MEC removal is expected to follow within the next two fiscal years.

ARMY - POHAKULOA TRAINING AREA / HI921452223400 / C-EST

IRP Sites and MRSs by Classification				Study	18	2	0	3	0	0			\$986	\$5,902	\$0	\$2,057	\$0	\$0	\$0	\$0	FY13	\$81	\$0	
Response Complete	18	Response Complete	2	IRA	0(0)	0(0)	0(0)	0(0)					\$0	\$0	\$0	\$0	\$0	\$0	\$0	\$0	FY14	\$24	\$1,361	
High	0	MRSPP-1	0	MRSPP-7	0	Design	0	0	0	2	0	1		\$0	\$0	\$0	\$0	\$0	\$0	\$0	FY15	\$26	\$0	
Medium	0	MRSPP-2	0	MRSPP-8	0	RA-C	2	0	0	0	0	3		\$7	\$0	\$0	\$0	\$0	\$7,905	\$0	FY16	\$52	\$6,714	
Low	0	MRSPP-3	0	Evaluation Pending	1	RA-O	0	0	0	0	0	0		\$0	\$0	\$0	\$0	\$0	\$0	\$0	FY11-Comp. IRP		\$628	
Not Evaluated	0	MRSPP-4	1	No Known/Suspected	0	LTM	0	0	2	0	0	1		\$715	\$0	\$73	\$0	\$38	\$0	\$254	\$0	FY11-Comp. MMRP		\$277,590
Not Required	0	MRSPP-5	1	No Longer Required	2	IRP Final RC: FY 1998 MRS Final RC: FY 2027					Total	\$1,708	\$5,902	\$73	\$2,057	\$38	\$7,905	\$254	\$0	\$0	FY11-Complete		\$278,218	
Total IRP Sites	18	MRSPP-6	0	Total MRSs	5	Five-Year Review Planned for Future																		

IRP Progress in FY10: No progress reported.

IRP Progress Planned for FY11-FY12: No actions planned.

MMRP Progress in FY10: An RI is underway for sites PTA-001-R-01 and PTA-002-R-01. PTA-003-R-01 was identified in December 2009 and its RI will be performed under a separate PBA contract, which was awarded in March 2010.

MMRP Progress Planned for FY11-FY12: The RI/feasibility study (FS) will continue until FY13 for PTA-001-R-01 and PTA-002-R-01. The RI for PTA-003-R-01 will continue until FY13.

ARMY - SCHOFIELD BARRACKS / HI921452223900 / C-TECH

IRP Sites and MRSs by Classification				Study	135	9	5	5	0	0			\$22,159	\$2,694	\$2,047	\$97	\$0	\$1,368	\$0	\$0	FY13	\$812	\$4,178	
Response Complete	135	Response Complete	9	IRA	5(5)	2(2)	3(3)	0(0)					\$3,009	\$118	\$0	\$0	\$52	\$0	\$0	\$0	FY14	\$835	\$1,85	
High	0	MRSPP-1	0	MRSPP-7	2	Design	1	0	0	1	0	3		\$225	\$0	\$0	\$0	\$0	\$0	\$0	\$86	FY15	\$728	\$356
Medium	0	MRSPP-2	0	MRSPP-8	0	RA-C	12	0	0	1	0	3		\$10,980	\$0	\$0	\$0	\$0	\$0	\$0	\$0	FY16	\$990	\$0
Low	0	MRSPP-3	0	Evaluation Pending	0	RA-O	0	0	0	1	0	0		\$245	\$0	\$0	\$0	\$0	\$0	\$0	\$0	FY11-Comp. IRP		\$6,294
Not Evaluated	5	MRSPP-4	1	No Known/Suspected	0	LTM	0	0	2	0	1	4		\$11,809	\$0	\$3,940	\$0	\$915	\$0	\$810	\$0	FY11-Comp. MMRP		\$6,173
Not Required	0	MRSPP-5	1	No Longer Required	9	IRP Final RC: FY 2012 MRS Final RC: FY 2015					Total	\$48,427	\$2,812	\$5,987	\$97	\$967	\$1,368	\$810	\$86	\$0	FY11-Complete		\$12,467	
Total IRP Sites	140	MRSPP-6	1	Total MRSs	14	Five-Year Review Completed and Planned for Future																		

IRP Progress in FY10: No progress reported.

IRP Progress Planned for FY11-FY12: No actions planned.

MMRP Progress in FY10: A remedial investigation (RI) is underway at sites SCHBR-004-R-01, SCHBR-008-R-01, SCHBR-010-R-01, SCHBR-012-R-01, and SCHBR-013-R-01.

MMRP Progress Planned for FY11-FY12: The RI will continue.

*CTC Delta Reason: C-TECH-Technical Issues, C-REG-Regulatory Issues, C-EST-Estimating Criteria

**Schedule Impact Reason: TECH-Technical, CONT-Contracting, PERS-Personnel, REG-Regulatory, FUND-Funding

Note: Totals reflect installation project funding allocated to individual sites and do not include program management and other support costs.

Table E-6 Status of Installations with FY11 to Completion Cost Estimate Greater Than \$10,000,000

DoD Component - Installation / FFID / NPL or Proposed NPL / BRAC Year / RAB / CTC Delta from FY09*																			
Phase	Completed		Underway		Future		FY10 Schedule Impact**		Costs Through FY10 (\$000)		FY10 Funds Obligated (\$000)		FY11 Execution Planned (\$000)		FY12 Planning Estimate (\$000)		Estimated Costs (\$000)		
	IRP	MMRP	IRP	MMRP	IRP	MMRP	IRP	MMRP	IRP	MMRP	IRP	MMRP	IRP	MMRP	IRP	MMRP	Fiscal Year	IRP	MMRP
	Sites (Actions)						IRP	MMRP	IRP	MMRP	IRP	MMRP	IRP	MMRP	IRP	MMRP			

Hawaii

ARMY - WAIKAKALUA AMMO STORAGE TUNNELS / HI921452224500

IRP Sites and MRSs by Classification				Study	0	1	0	2	0	0													
Response Complete	0	Response Complete	1	IRA	0(0)	0(0)	0(0)	0(0)					\$0	\$2,064	\$0	\$100	\$0	\$802	\$0	\$0	FY13	\$0	\$52
High	0	MRSPP-1	0	MRSPP-7	0	0	0	0	0	2			\$0	\$0	\$0	\$0	\$0	\$0	\$0	\$0	FY14	\$0	\$0
Medium	0	MRSPP-2	0	MRSPP-8	0	RA-C	0	0	0	0	2		\$0	\$0	\$0	\$0	\$0	\$0	\$0	\$0	FY15	\$0	\$20,743
Low	0	MRSPP-3	2	Evaluation Pending	0	RA-O	0	0	0	0	0		\$0	\$0	\$0	\$0	\$0	\$0	\$0	\$0	FY16	\$0	\$0
Not Evaluated	0	MRSPP-4	0	No Known/Suspected	0	LTM	0	0	0	0	2		\$0	\$0	\$0	\$0	\$0	\$0	\$0	\$0	FY11-Comp. IRP		\$0
Not Required	0	MRSPP-5	0	No Longer Required	1	IRP Final RC: FY - MRS Final RC: FY 2018					Total	\$0	\$2,064	\$0	\$100	\$0	\$802	\$0	\$0	\$0	FY11-Complete		\$21,989
Total IRP Sites	0	MRSPP-6	0	Total MRSs	3																		

<p>IRP Progress in FY10: No IRP sites identified.</p> <p>IRP Progress Planned for FY11-FY12: No IRP sites identified.</p>	<p>MMRP Progress in FY10: An RI was awarded in FY08 and is underway.</p> <p>MMRP Progress Planned for FY11-FY12: A feasibility study (FS) will follow the RI in FY11.</p>
---	---

NAVY - BARKING SANDS PMRF / HI917002471900 / RAB / C-TECH

IRP Sites and MRSs by Classification				Study	4	1	1	0	0	0													
Response Complete	4	Response Complete	1	IRA	0(0)	0(0)	0(0)	0(0)					\$6,167	\$178	\$12	\$0	\$1,815	\$0	\$1,823	\$0	FY13	\$6,716	\$0
High	0	MRSPP-1	0	MRSPP-7	0	0	0	0	1	0			\$0	\$0	\$0	\$0	\$0	\$0	\$0	\$0	FY14	\$3,368	\$0
Medium	0	MRSPP-2	0	MRSPP-8	1	RA-C	0	0	0	1	0		\$0	\$0	\$0	\$0	\$0	\$0	\$0	\$0	FY15	\$8,569	\$0
Low	1	MRSPP-3	0	Evaluation Pending	0	RA-O	0	0	0	1	0		\$0	\$0	\$0	\$0	\$0	\$0	\$0	\$0	FY16	\$275	\$0
Not Evaluated	0	MRSPP-4	0	No Known/Suspected	0	LTM	0	0	0	1	0		\$0	\$0	\$0	\$0	\$0	\$0	\$0	\$0	FY11-Comp. IRP		\$28,916
Not Required	0	MRSPP-5	0	No Longer Required	0	IRP Final RC: FY 2023 MRS Final RC: FY 2010					Total	\$6,167	\$178	\$12	\$0	\$1,815	\$0	\$1,823	\$0	\$0	FY11-Complete		\$28,916
Total IRP Sites	5	MRSPP-6	0	Total MRSs	1	Five-Year Review Planned for Future																	

<p>IRP Progress in FY10: FY09: SI WP for Pipeline/Defueling Pit started. ECD for SI WP is 1/2010. (PMRF Site 5)</p> <p>IRP Progress Planned for FY11-FY12: FY10: Begin SI field work for Pipeline/Defueling Pit. FY11: Complete SI for Pipeline/Defueling Pit.</p>	<p>MMRP Progress in FY10: FY09: UXO 001: Draft SI Report completed 1/2009. Report recommends NFA.</p> <p>MMRP Progress Planned for FY11-FY12: FY10: UXO 001: Obtain NFA concurrence letter from the Hawaii Department of Health. FY11: UXO 001 is the only remaining MRP site at PMRF. No anticipated actions in FY11.</p>
--	--

NAVY - KANEOHE BAY MCB / HI917302276200 / RAB

IRP Sites and MRSs by Classification				Study	13	3	13	3	0	0	FUND	FUND											
Response Complete	3	Response Complete	3	IRA	0(0)	0(0)	0(0)	0(0)			FUND	FUND	\$6,948	\$4,157	\$2,521	\$1,326	\$1,423	\$28	\$3,238	\$320	FY13	\$5,083	\$1,660
High	1	MRSPP-1	0	MRSPP-7	0	0	0	0	2	1	FUND	FUND	\$0	\$0	\$0	\$0	\$0	\$314	\$196	\$0	FY14	\$3,040	\$4,884
Medium	2	MRSPP-2	0	MRSPP-8	3	RA-C	0	0	0	2	1	FUND	FUND	\$0	\$0	\$0	\$0	\$0	\$0	\$0	FY15	\$1,067	\$2,721
Low	10	MRSPP-3	1	Evaluation Pending	1	RA-O	0	0	9	0	2	0		\$340	\$0	\$340	\$0	\$0	\$0	\$0	FY16	\$1,084	\$0
Not Evaluated	0	MRSPP-4	1	No Known/Suspected	0	LTM	0	0	0	7	1		\$84	\$0	\$0	\$0	\$0	\$0	\$113	\$0	FY11-Comp. IRP		\$30,279
Not Required	10	MRSPP-5	0	No Longer Required	0	IRP Final RC: FY 2027 MRS Final RC: FY 2027					Total	\$7,590	\$4,157	\$2,861	\$1,326	\$1,423	\$342	\$7,035	\$320	\$0	FY11-Complete		\$50,352
Total IRP Sites	26	MRSPP-6	0	Total MRSs	6	Five-Year Review Planned for Future																	

<p>IRP Progress in FY10: MCBH: Site 21: Submitted final SC report and draft EHE/EHMP requesting conditional NFA. Site 4: Submitted Final WP for extended SI (ESI). MCTAB (Bellows): No work performed.</p> <p>IRP Progress Planned for FY11-FY12: MCBH: FY10: Site 21: Obtain NFA concurrence from DOH. Site 4: Cmnt Amended ESI plng docs & Implement. Prep ESI report. Sites 6,7,8,9,11,13,14,15,16,20 cmplt SI. Site 12: Prepare planning docs for RI. MCTAB (Bellows): No work currently planned.</p>	<p>MMRP Progress in FY10: Continued UXO 01-05 and 22 SI field work.</p> <p>MMRP Progress Planned for FY11-FY12: FY09: UXO 01 to 05 and 22: Finalize SI report and initiate RI. FY10: Continued UXO 01 to 05 and 22 RI.</p>
---	--

*CTC Delta Reason: C-TECH-Technical Issues, C-REG-Regulatory Issues, C-EST-Estimating Criteria

**Schedule Impact Reason: TECH-Technical, CONT-Contracting, PERS-Personnel, REG-Regulatory, FUND-Funding

Note: Totals reflect installation project funding allocated to individual sites and do not include program management and other support costs.

Table E-6 Status of Installations with FY11 to Completion Cost Estimate Greater Than \$10,000,000

DoD Component - Installation / FFID / NPL or Proposed NPL / BRAC Year / RAB / CTC Delta from FY09*																			
Phase	Completed		Underway		Future		FY10 Schedule Impact**		Costs Through FY10 (\$000)		FY10 Funds Obligated (\$000)		FY11 Execution Planned (\$000)		FY12 Planning Estimate (\$000)		Estimated Costs (\$000)		
	IRP	MMRP	IRP	MMRP	IRP	MMRP	IRP	MMRP	IRP	MMRP	IRP	MMRP	IRP	MMRP	IRP	MMRP	Fiscal Year	IRP	MMRP
	Sites (Actions)						IRP	MMRP	IRP	MMRP	IRP	MMRP	IRP	MMRP	IRP	MMRP			

Hawaii

NAVY - LUALUALEI NAVMAG / HI917002227100 / RAB / C-TECH

IRP Sites and MRSs by Classification				Study	17	2	9	9	0	1	FUND	FUND	\$14,236	\$1,234	\$4,965	\$0	\$4,856	\$1,204	\$311	\$3,619	FY13	\$8,666	\$1,822	
Response Complete	12	Response Complete	1	IRA	11(11)	1(1)	1(1)	0(0)					\$8,484	\$881	\$0	\$0	\$336	\$0	\$0	\$0	FY14	\$11,062	\$293	
High	1	MRSPP-1	0	MRSPP-7	1	Design	1	0	0	7	4	REG	REG	\$0	\$0	\$0	\$0	\$0	\$0	\$81	\$0	FY15	\$814	\$4,660
Medium	3	MRSPP-2	0	MRSPP-8	1	RA-C	0	0	0	7	4			\$0	\$0	\$0	\$0	\$0	\$0	\$0	\$0	FY16	\$5,287	\$5,189
Low	5	MRSPP-3	0	Evaluation Pending	5	RA-O	3	0	4	0	7	3		\$1,602	\$0	\$572	\$0	\$982	\$0	\$201	\$0	FY11-Comp. IRP		\$47,663
Not Evaluated	0	MRSPP-4	0	No Known/Suspected	0	LTM	3	0	3	0	4	2		\$2,124	\$0	\$397	\$0	\$538	\$0	\$547	\$0	FY11-Comp. MMRP		\$39,863
Not Required	5	MRSPP-5	1	No Longer Required	1	IRP Final RC: FY 2023 MRS Final RC: FY 2025						Total	\$26,446	\$2,115	\$5,934	\$0	\$6,712	\$1,204	\$1,140	\$3,619	FY11-Complete		\$87,526	
Total IRP Sites	26	MRSPP-6	3	Total MRSs	12	Five-Year Review Planned for Future																		

<p>IRP Progress in FY10: Site 2 Completed DD. Site 3 Worked on RI work plans. Sites 04,21,22,23,24,25,27 - Worked on RI Work Plans. Site 15 B66 EE/CA AM RVR DD Comp. Site 15 B21 EE/CA AM Comp. Site 17 SRP Comp. Sites 19 Worked on LUC ROD for transformers.</p> <p>IRP Progress Planned for FY11-FY12: Site 2- Complete DD in FY10. Sites 3, - initiate RI. Sites 04,21,22,23,24,25,27- Conduct RI fieldwork and initiate RI report. Sites 19-Complete LUC ROD for transformers. UXO 4,7,9 PA.</p>	<p>MMRP Progress in FY10: Received NFA concurrence for UXO 4. UXO 1, 2, 3, 5, 7, 9, 10, and 11- conducted SI field work and submitted draft SI report. Based on SI, added UXO 17 and 18.</p> <p>MMRP Progress Planned for FY11-FY12: UXO 1, 2, 3, 5, 7, 9, 10, 11, 17, 18 -finalize SI report</p>
--	---

NAVY - PEARL HARBOR NS / HI917002434100 / NPL / RAB / C-TECH

IRP Sites and MRSs by Classification				Study	19	1	7	1	9	0	FUND	FUND	\$34,897	\$543	\$1,709	\$543	\$4,524	\$0	\$2,320	\$0	FY13	\$8,748	\$254	
Response Complete	15	Response Complete	0	IRA	13(13)	1(1)	1(1)	0(0)					\$29,795	\$0	\$670	\$0	\$0	\$0	\$0	\$0	FY14	\$20,200	\$798	
High	2	MRSPP-1	0	MRSPP-7	0	Design	2	0	0	10	0	REG	REG	\$129	\$0	\$0	\$0	\$0	\$0	\$2,794	\$0	FY15	\$9,520	\$29
Medium	3	MRSPP-2	0	MRSPP-8	0	RA-C	2	0	0	10	1	REG	REG	\$3,970	\$0	\$0	\$0	\$0	\$0	\$0	\$0	FY16	\$12,045	\$252
Low	4	MRSPP-3	0	Evaluation Pending	2	RA-O	9	0	2	0	11	0		\$1,054	\$0	\$0	\$0	\$0	\$0	\$0	\$0	FY11-Comp. IRP		\$78,206
Not Evaluated	7	MRSPP-4	0	No Known/Suspected	0	LTM	0	0	2	1	14	1		\$1,779	\$1,343	\$349	\$0	\$279	\$63	\$245	\$0	FY11-Comp. MMRP		\$9,416
Not Required	4	MRSPP-5	0	No Longer Required	0	IRP Final RC: FY 2024 MRS Final RC: FY 2027						Total	\$71,624	\$1,886	\$2,728	\$543	\$4,803	\$63	\$5,359	\$0	FY11-Complete		\$87,622	
Total IRP Sites	35	MRSPP-6	0	Total MRSs	2	Five-Year Review Planned for Future																		

<p>IRP Progress in FY10: Refer to Page F-148.</p> <p>IRP Progress Planned for FY11-FY12: Refer to Page F-148.</p>	<p>MMRP Progress in FY10: Refer to Page F-148.</p> <p>MMRP Progress Planned for FY11-FY12: Refer to Page F-148.</p>
---	---

NAVY - PEARL HARBOR NSY / HI917002433900 / NPL / RAB

IRP Sites and MRSs by Classification				Study	19	0	6	0	1	0	FUND		\$8,827	\$0	\$699	\$0	\$2,848	\$0	\$2,138	\$0	FY13	\$1,554	\$0	
Response Complete	14	Response Complete	0	IRA	6(10)	0(0)	0(0)	0(0)					\$14,725	\$0	\$0	\$0	\$0	\$0	\$220	\$0	FY14	\$948	\$0	
High	1	MRSPP-1	0	MRSPP-7	0	Design	0	0	0	4	0	TECH		\$346	\$0	\$0	\$0	\$0	\$35	\$0	FY15	\$2,576	\$0	
Medium	3	MRSPP-2	0	MRSPP-8	0	RA-C	0	0	0	4	0	REG		\$498	\$0	\$0	\$0	\$0	\$344	\$0	FY16	\$811	\$0	
Low	4	MRSPP-3	0	Evaluation Pending	0	RA-O	1	0	4	0	4	0		\$3,236	\$0	\$520	\$0	\$64	\$0	\$257	\$0	FY11-Comp. IRP		\$17,446
Not Evaluated	0	MRSPP-4	0	No Known/Suspected	0	LTM	0	0	0	6	0			\$61	\$0	\$6	\$0	\$0	\$0	\$0	\$0	FY11-Comp. MMRP		\$0
Not Required	4	MRSPP-5	0	No Longer Required	0	IRP Final RC: FY 2035 MRS Final RC: FY -						Total	\$27,693	\$0	\$1,225	\$0	\$2,912	\$0	\$2,994	\$0	FY11-Complete		\$17,446	
Total IRP Sites	26	MRSPP-6	0	Total MRSs	0	Five-Year Review Planned for Future																		

<p>IRP Progress in FY10: Refer to Page F-148.</p> <p>IRP Progress Planned for FY11-FY12: Refer to Page F-148.</p>	<p>MMRP Progress in FY10: No MMRP sites identified.</p> <p>MMRP Progress Planned for FY11-FY12: No MMRP sites identified.</p>
---	---

*CTC Delta Reason: C-TECH-Technical Issues, C-REG-Regulatory Issues, C-EST-Estimating Criteria

**Schedule Impact Reason: TECH-Technical, CONT-Contracting, PERS-Personnel, REG-Regulatory, FUND-Funding

Note: Totals reflect installation project funding allocated to individual sites and do not include program management and other support costs.

Table E-6 Status of Installations with FY11 to Completion Cost Estimate Greater Than \$10,000,000

DoD Component - Installation / FFID / NPL or Proposed NPL / BRAC Year / RAB / CTC Delta from FY09*																			
Phase	Completed		Underway		Future		FY10 Schedule Impact**		Costs Through FY10 (\$000)		FY10 Funds Obligated (\$000)		FY11 Execution Planned (\$000)		FY12 Planning Estimate (\$000)		Estimated Costs (\$000)		
	IRP	MMRP	IRP	MMRP	IRP	MMRP	IRP	MMRP	IRP	MMRP	IRP	MMRP	IRP	MMRP	IRP	MMRP	Fiscal Year	IRP	MMRP
	Sites (Actions)						IRP	MMRP	IRP	MMRP	IRP	MMRP	IRP	MMRP	IRP	MMRP			

Hawaii

NAVY - PEARL HARBOR PWC / HI917002433400 / NPL / RAB / C-TECH

IRP Sites and MRSs by Classification				Study	11	0	5	0	1	0	FUND		\$16,360	\$0	\$609	\$0	\$4,576	\$0	\$268	\$0	FY13	\$1,499	\$0
Response Complete	9	Response Complete	0	IRA	5(11)	0(0)	0(0)	0(0)			FUND		\$32,173	\$0	\$0	\$0	\$0	\$0	\$0	\$0	FY14	\$282	\$0
High	1	MRSPP-1	0	MRSPP-7	0	Design	1	0	0	0	3	0	\$194	\$0	\$0	\$0	\$0	\$0	\$0	\$0	FY15	\$23,368	\$0
Medium	4	MRSPP-2	0	MRSPP-8	0	RA-C	0	0	2	0	4	0	\$5,064	\$0	\$767	\$0	\$0	\$0	\$0	\$0	FY16	\$8,818	\$0
Low	2	MRSPP-3	0	Evaluation Pending	0	RA-O	0	0	1	0	2	0	\$0	\$0	\$0	\$0	\$0	\$0	\$0	\$0	FY11-Comp. IRP	\$61,329	\$0
Not Evaluated	0	MRSPP-4	0	No Known/Suspected	0	LTM	0	0	0	0	5	0	\$0	\$0	\$0	\$0	\$0	\$0	\$0	\$0	FY11-Comp. MMRP	\$0	\$0
Not Required	1	MRSPP-5	0	No Longer Required	0	IRP Final RC: FY 2021 MRS Final RC: FY -						Total	\$53,791	\$0	\$1,376	\$0	\$4,576	\$0	\$268	\$0	FY11-Complete	\$61,329	\$0
Total IRP Sites	17	MRSPP-6	0	Total MRSs	0	Five-Year Review Planned for Future																	

IRP Progress in FY10: Refer to Page F-148.

IRP Progress Planned for FY11-FY12: Refer to Page F-148.

MMRP Progress in FY10: No MMRP sites identified.

MMRP Progress Planned for FY11-FY12: No MMRP sites identified.

NAVY - WAHIAWA NCTAMS EASTPAC / HI917002438800 / NPL / RAB

IRP Sites and MRSs by Classification				Study	16	0	13	0	1	0	REG		\$14,280	\$0	\$3,142	\$0	\$2,354	\$0	\$330	\$0	FY13	\$2,649	\$0
Response Complete	11	Response Complete	0	IRA	6(9)	0(0)	0(0)	0(0)			REG		\$15,055	\$0	\$0	\$0	\$0	\$0	\$0	\$0	FY14	\$6,546	\$0
High	3	MRSPP-1	0	MRSPP-7	0	Design	3	0	0	0	4	0	\$226	\$0	\$0	\$0	\$0	\$0	\$0	\$0	FY15	\$3,309	\$0
Medium	10	MRSPP-2	0	MRSPP-8	0	RA-C	2	0	0	0	7	0	\$1,121	\$0	\$0	\$0	\$0	\$0	\$0	\$0	FY16	\$1,975	\$0
Low	1	MRSPP-3	0	Evaluation Pending	0	RA-O	2	0	1	0	4	0	\$163	\$0	\$0	\$0	\$47	\$0	\$0	\$0	FY11-Comp. IRP	\$22,226	\$0
Not Evaluated	0	MRSPP-4	0	No Known/Suspected	0	LTM	1	0	2	0	4	0	\$166	\$0	\$122	\$0	\$13	\$0	\$13	\$0	FY11-Comp. MMRP	\$0	\$0
Not Required	5	MRSPP-5	0	No Longer Required	0	IRP Final RC: FY 2017 MRS Final RC: FY -						Total	\$31,011	\$0	\$3,264	\$0	\$2,414	\$0	\$343	\$0	FY11-Complete	\$22,226	\$0
Total IRP Sites	30	MRSPP-6	0	Total MRSs	0	Five-Year Review Planned for Future																	

IRP Progress in FY10: Refer to Page F-128.

IRP Progress Planned for FY11-FY12: Refer to Page F-128.

MMRP Progress in FY10: No MMRP sites identified.

MMRP Progress Planned for FY11-FY12: No MMRP sites identified.

AIR FORCE - HICKAM AIR FORCE BASE / HI957302872200 / BRAC 2005 Realignment / RAB / C-EST

IRP Sites and MRSs by Classification				Study	53	12	7	5	6	0			\$44,800	\$2,483	\$2,836	\$2,204	\$0	\$0	\$0	\$354	FY13	\$796	\$0
Response Complete	39	Response Complete	12	IRA	33(46)	0(0)	1(1)	0(0)					\$45,214	\$0	\$125	\$0	\$0	\$0	\$0	\$0	FY14	\$1,530	\$0
High	0	MRSPP-1	0	MRSPP-7	0	Design	7	0	0	0	0	0	\$100	\$0	\$0	\$0	\$0	\$0	\$0	\$0	FY15	\$1,684	\$356
Medium	2	MRSPP-2	0	MRSPP-8	0	RA-C	12	0	1	0	0	5	\$13,080	\$0	\$1,986	\$0	\$0	\$0	\$0	\$0	FY16	\$1,690	\$0
Low	11	MRSPP-3	0	Evaluation Pending	5	RA-O	1	0	3	0	11	0	\$5,952	\$0	\$1,379	\$0	\$2,034	\$0	\$1,803	\$0	FY11-Comp. IRP	\$41,565	\$0
Not Evaluated	7	MRSPP-4	0	No Known/Suspected	0	LTM	3	0	5	0	5	5	\$1,945	\$0	\$463	\$0	\$339	\$0	\$0	\$0	FY11-Comp. MMRP	\$768	\$0
Not Required	7	MRSPP-5	0	No Longer Required	12	IRP Final RC: FY 2041 MRS Final RC: FY 2014						Total	\$111,091	\$2,483	\$6,789	\$2,204	\$2,373	\$0	\$1,803	\$354	FY11-Complete	\$42,333	\$0
Total IRP Sites	66	MRSPP-6	0	Total MRSs	17	Five-Year Review Planned for Future																	

IRP Progress in FY10: Initiated evaluations for OU3 - SS06 - LUC/Groundwater, LUC evaluation at LF01, LF15, LF14, CG10, and SS11 groundwater evaluation.

IRP Progress Planned for FY11-FY12: Transferred to Navy.

MMRP Progress in FY10: Completed the draft final basewide CSE Phase II Report. All MMRP Sites were scored under the MRSPP requirement. A basewide RI was awarded in FY10.

MMRP Progress Planned for FY11-FY12: Complete the RI work scoped and awarded in FY10. Any follow-on work will be performed by the Navy.

*CTC Delta Reason: C-TECH-Technical Issues, C-REG-Regulatory Issues, C-EST-Estimating Criteria

**Schedule Impact Reason: TECH-Technical, CONT-Contracting, PERS-Personnel, REG-Regulatory, FUND-Funding

Note: Totals reflect installation project funding allocated to individual sites and do not include program management and other support costs.

Table E-6 Status of Installations with FY11 to Completion Cost Estimate Greater Than \$10,000,000

DoD Component - Installation / FFID / NPL or Proposed NPL / BRAC Year / RAB / CTC Delta from FY09*																																			
Phase		Completed		Underway		Future		FY10 Schedule Impact**		Costs Through FY10 (\$000)		FY10 Funds Obligated (\$000)		FY11 Execution Planned (\$000)		FY12 Planning Estimate (\$000)		Estimated Costs (\$000)																	
		IRP	MMRP	IRP	MMRP	IRP	MMRP	IRP	MMRP	IRP	MMRP	IRP	MMRP	IRP	MMRP	IRP	MMRP	Fiscal Year	IRP	MMRP															
		Sites (Actions)								IRP	MMRP	IRP	MMRP	IRP	MMRP	IRP	MMRP	IRP	MMRP																
Hawaii																																			
FORMERLY USED DEFENSE SITES - GROVE FARM ARTY IMP / HI99799F412000																																			
IRP Sites and MRSs by Classification										Study	0	1	0	0	0	0				\$0	\$156	\$0	\$0	\$0	\$0	\$0	\$0	\$0	\$0	FY13	\$0	\$0			
Response Complete	0	Response Complete	0	IRA		0(0)	0(0)	0(0)	0(0)										\$0	\$0	\$0	\$0	\$0	\$0	\$0	\$0	\$0	\$0	\$0	FY14	\$0	\$0			
High	0	MRSPP-1	0	MRSPP-7	0	Design	0	0	0	0	0	1							\$0	\$0	\$0	\$0	\$0	\$0	\$0	\$0	\$0	\$0	\$0	FY15	\$0	\$0			
Medium	0	MRSPP-2	0	MRSPP-8	0	RA-C	0	0	0	0	0	1							\$0	\$0	\$0	\$0	\$0	\$0	\$0	\$0	\$0	\$0	\$0	FY16	\$0	\$0			
Low	0	MRSPP-3	0	Evaluation Pending	1	RA-O	0	0	0	0	0	0							\$0	\$0	\$0	\$0	\$0	\$0	\$0	\$0	\$0	\$0	\$0	FY11-Comp. IRP		\$0			
Not Evaluated	0	MRSPP-4	0	No Known/Suspected	0	LTM	0	0	0	0	0	1							\$0	\$0	\$0	\$0	\$0	\$0	\$0	\$0	\$0	\$0	\$0	FY11-Comp. MMRP		\$21,248			
Not Required	0	MRSPP-5	0	No Longer Required	0	IRP Final RC: FY - MRS Final RC: FY 2078						Total	\$0	\$156	\$0	\$0	\$0	\$0	\$0	\$0	\$0	\$156	\$0	\$0	\$0	\$0	\$0	\$0	\$0	FY11-Complete		\$21,248			
Total IRP Sites	0	MRSPP-6	0	Total MRSs	1																														
IRP Progress in FY10: No IRP sites identified.										MMRP Progress in FY10: The R/FS phase is completed in FY10.																									
IRP Progress Planned for FY11-FY12: No IRP sites identified.										MMRP Progress Planned for FY11-FY12: If funding is available a RD phase will be initiated.																									
FORMERLY USED DEFENSE SITES - HEEIA COMBAT TRAINING CAMP / HI99799F385900 / RAB																																			
IRP Sites and MRSs by Classification										Study	0	1	0	0	0	0		FUND	FUND	\$17	\$1,596	\$0	\$57	\$0	\$0	\$0	\$0	\$0	\$0	\$0	\$0	\$0	FY13	\$0	\$0
Response Complete	0	Response Complete	0	IRA		0(0)	0(0)	0(0)	0(0)										\$0	\$0	\$0	\$0	\$0	\$0	\$0	\$0	\$0	\$0	\$0	\$0	FY14	\$0	\$0		
High	0	MRSPP-1	0	MRSPP-7	0	Design	0	1	0	0	0	0							\$0	\$100	\$0	\$0	\$0	\$0	\$0	\$0	\$0	\$0	\$0	\$0	FY15	\$0	\$0		
Medium	0	MRSPP-2	0	MRSPP-8	0	RA-C	0	0	0	1	0	0							\$0	\$2,002	\$0	\$1,986	\$0	\$0	\$0	\$0	\$0	\$0	\$0	\$0	FY16	\$0	\$0		
Low	0	MRSPP-3	0	Evaluation Pending	1	RA-O	0	0	0	0	0	0							\$0	\$0	\$0	\$0	\$0	\$0	\$0	\$0	\$0	\$0	\$0	\$0	FY11-Comp. IRP		\$0		
Not Evaluated	0	MRSPP-4	0	No Known/Suspected	0	LTM	0	0	0	0	0	1							\$0	\$0	\$0	\$0	\$0	\$0	\$0	\$0	\$0	\$0	\$0	\$0	FY11-Comp. MMRP		\$67,634		
Not Required	0	MRSPP-5	0	No Longer Required	0	IRP Final RC: FY - MRS Final RC: FY 2093						Total	\$17	\$3,698	\$0	\$2,043	\$0	\$0	\$0	\$0	\$0	\$3,698	\$0	\$0	\$0	\$0	\$0	\$0	\$0	FY11-Complete		\$67,634			
Total IRP Sites	0	MRSPP-6	0	Total MRSs	1																														
IRP Progress in FY10: No IRP sites identified.										MMRP Progress in FY10: A RmA-C phase was initiated in FY10.																									
IRP Progress Planned for FY11-FY12: No IRP sites identified.										MMRP Progress Planned for FY11-FY12: If funding is available, a RA-C phase could be initiated.																									
FORMERLY USED DEFENSE SITES - KAHUKU TRAINING CAMP / HI99799F388300																																			
IRP Sites and MRSs by Classification										Study	0	0	0	1	0	0				\$0	\$168	\$0	\$0	\$0	\$0	\$0	\$0	\$0	\$0	\$0	\$0	\$0	FY13	\$0	\$0
Response Complete	0	Response Complete	0	IRA		0(0)	0(0)	0(0)	0(0)										\$0	\$0	\$0	\$0	\$0	\$0	\$0	\$0	\$0	\$0	\$0	\$0	FY14	\$0	\$0		
High	0	MRSPP-1	0	MRSPP-7	0	Design	0	0	0	0	0	1							\$0	\$0	\$0	\$0	\$0	\$0	\$0	\$0	\$0	\$0	\$0	\$0	FY15	\$0	\$0		
Medium	0	MRSPP-2	0	MRSPP-8	0	RA-C	0	0	0	0	0	1							\$0	\$0	\$0	\$0	\$0	\$0	\$0	\$0	\$0	\$0	\$0	\$0	FY16	\$0	\$0		
Low	0	MRSPP-3	0	Evaluation Pending	1	RA-O	0	0	0	0	0	0							\$0	\$0	\$0	\$0	\$0	\$0	\$0	\$0	\$0	\$0	\$0	\$0	FY11-Comp. IRP		\$0		
Not Evaluated	0	MRSPP-4	0	No Known/Suspected	0	LTM	0	0	0	0	0	1							\$0	\$0	\$0	\$0	\$0	\$0	\$0	\$0	\$0	\$0	\$0	\$0	FY11-Comp. MMRP		\$16,869		
Not Required	0	MRSPP-5	0	No Longer Required	0	IRP Final RC: FY - MRS Final RC: FY 2068						Total	\$0	\$168	\$0	\$0	\$0	\$0	\$0	\$0	\$0	\$168	\$0	\$0	\$0	\$0	\$0	\$0	\$0	FY11-Complete		\$16,869			
Total IRP Sites	0	MRSPP-6	0	Total MRSs	1																														
IRP Progress in FY10: No IRP sites identified.										MMRP Progress in FY10: No action was programmed for FY10.																									
IRP Progress Planned for FY11-FY12: No IRP sites identified.										MMRP Progress Planned for FY11-FY12: No projects are being programmed for the next two fiscal years.																									

*CTC Delta Reason: C-TECH-Technical Issues, C-REG-Regulatory Issues, C-EST-Estimating Criteria

**Schedule Impact Reason: TECH-Technical, CONT-Contracting, PERS-Personnel, REG-Regulatory, FUND-Funding

Note: Totals reflect installation project funding allocated to individual sites and do not include program management and other support costs.

Table E-6 Status of Installations with FY11 to Completion Cost Estimate Greater Than \$10,000,000

DoD Component - Installation / FFID / NPL or Proposed NPL / BRAC Year / RAB / CTC Delta from FY09*																																																																																																																																																																																																																				
Phase		Completed		Underway		Future		FY10 Schedule Impact**		Costs Through FY10 (\$000)		FY10 Funds Obligated (\$000)		FY11 Execution Planned (\$000)		FY12 Planning Estimate (\$000)		Estimated Costs (\$000)																																																																																																																																																																																																		
		IRP	MMRP	IRP	MMRP	IRP	MMRP	IRP	MMRP	IRP	MMRP	IRP	MMRP	IRP	MMRP	IRP	MMRP	Fiscal Year	IRP	MMRP																																																																																																																																																																																																
		Sites (Actions)								IRP	MMRP	IRP	MMRP	IRP	MMRP	IRP	MMRP	IRP	MMRP	MMRP																																																																																																																																																																																																
Hawaii																																																																																																																																																																																																																				
◆ FORMERLY USED DEFENSE SITES - KA'U BOMBING RANGE / HI99799F390400																																																																																																																																																																																																																				
<table border="1"> <thead> <tr> <th colspan="4">IRP Sites and MRSs by Classification</th> <th>Study</th> <th>0</th> <th>0</th> <th>0</th> <th>1</th> <th>0</th> <th>0</th> <th></th> <th></th> <th>\$0</th> <th>\$125</th> <th>\$0</th> <th>\$0</th> <th>\$0</th> <th>\$0</th> <th>\$0</th> <th>\$0</th> <th>\$0</th> </tr> </thead> <tbody> <tr> <td>Response Complete</td> <td>0</td> <td>Response Complete</td> <td>0</td> <td>IRA</td> <td>0(0)</td> <td>1(1)</td> <td>0(0)</td> <td>0(0)</td> <td></td> <td></td> <td></td> <td></td> <td>\$0</td> <td>\$0</td> <td>\$0</td> <td>\$0</td> <td>\$0</td> <td>\$0</td> <td>\$0</td> <td>\$0</td> <td>FY13</td> <td>\$0</td> <td>\$0</td> </tr> <tr> <td>High</td> <td>0</td> <td>MRSPP-1</td> <td>0</td> <td>MRSPP-7</td> <td>0</td> <td>0</td> <td>0</td> <td>0</td> <td>0</td> <td>1</td> <td></td> <td></td> <td>\$0</td> <td>\$0</td> <td>\$0</td> <td>\$0</td> <td>\$0</td> <td>\$0</td> <td>\$0</td> <td>\$0</td> <td>FY14</td> <td>\$0</td> <td>\$0</td> </tr> <tr> <td>Medium</td> <td>0</td> <td>MRSPP-2</td> <td>0</td> <td>MRSPP-8</td> <td>0</td> <td>0</td> <td>0</td> <td>0</td> <td>0</td> <td>1</td> <td></td> <td></td> <td>\$0</td> <td>\$0</td> <td>\$0</td> <td>\$0</td> <td>\$0</td> <td>\$0</td> <td>\$0</td> <td>\$0</td> <td>FY15</td> <td>\$0</td> <td>\$0</td> </tr> <tr> <td>Low</td> <td>0</td> <td>MRSPP-3</td> <td>0</td> <td>Evaluation Pending</td> <td>1</td> <td>0</td> <td>0</td> <td>0</td> <td>0</td> <td>0</td> <td></td> <td></td> <td>\$0</td> <td>\$0</td> <td>\$0</td> <td>\$0</td> <td>\$0</td> <td>\$0</td> <td>\$0</td> <td>\$0</td> <td>FY16</td> <td>\$0</td> <td>\$0</td> </tr> <tr> <td>Not Evaluated</td> <td>0</td> <td>MRSPP-4</td> <td>0</td> <td>No Known/Suspected</td> <td>0</td> <td>0</td> <td>0</td> <td>0</td> <td>0</td> <td>0</td> <td></td> <td></td> <td>\$0</td> <td>\$0</td> <td>\$0</td> <td>\$0</td> <td>\$0</td> <td>\$0</td> <td>\$0</td> <td>\$0</td> <td>FY11-Comp. IRP</td> <td></td> <td>\$0</td> </tr> <tr> <td>Not Required</td> <td>0</td> <td>MRSPP-5</td> <td>0</td> <td>No Longer Required</td> <td>0</td> <td>0</td> <td>0</td> <td>0</td> <td>0</td> <td>1</td> <td></td> <td></td> <td>\$0</td> <td>\$0</td> <td>\$0</td> <td>\$0</td> <td>\$0</td> <td>\$0</td> <td>\$0</td> <td>\$0</td> <td>FY11-Comp. MMRP</td> <td></td> <td>\$16,653</td> </tr> <tr> <td>Total IRP Sites</td> <td>0</td> <td>MRSPP-6</td> <td>0</td> <td>Total MRSs</td> <td>1</td> <td></td> <td></td> <td></td> <td></td> <td></td> <td></td> <td></td> <td>Total</td> <td>\$0</td> <td>\$125</td> <td>\$0</td> <td>\$0</td> <td>\$0</td> <td>\$0</td> <td>\$0</td> <td>FY11-Complete</td> <td></td> <td>\$16,653</td> </tr> </tbody> </table>																						IRP Sites and MRSs by Classification				Study	0	0	0	1	0	0			\$0	\$125	\$0	\$0	\$0	\$0	\$0	\$0	\$0	Response Complete	0	Response Complete	0	IRA	0(0)	1(1)	0(0)	0(0)					\$0	\$0	\$0	\$0	\$0	\$0	\$0	\$0	FY13	\$0	\$0	High	0	MRSPP-1	0	MRSPP-7	0	0	0	0	0	1			\$0	\$0	\$0	\$0	\$0	\$0	\$0	\$0	FY14	\$0	\$0	Medium	0	MRSPP-2	0	MRSPP-8	0	0	0	0	0	1			\$0	\$0	\$0	\$0	\$0	\$0	\$0	\$0	FY15	\$0	\$0	Low	0	MRSPP-3	0	Evaluation Pending	1	0	0	0	0	0			\$0	\$0	\$0	\$0	\$0	\$0	\$0	\$0	FY16	\$0	\$0	Not Evaluated	0	MRSPP-4	0	No Known/Suspected	0	0	0	0	0	0			\$0	\$0	\$0	\$0	\$0	\$0	\$0	\$0	FY11-Comp. IRP		\$0	Not Required	0	MRSPP-5	0	No Longer Required	0	0	0	0	0	1			\$0	\$0	\$0	\$0	\$0	\$0	\$0	\$0	FY11-Comp. MMRP		\$16,653	Total IRP Sites	0	MRSPP-6	0	Total MRSs	1								Total	\$0	\$125	\$0	\$0	\$0	\$0	\$0	FY11-Complete		\$16,653	
IRP Sites and MRSs by Classification				Study	0	0	0	1	0	0			\$0	\$125	\$0	\$0	\$0	\$0	\$0	\$0	\$0																																																																																																																																																																																															
Response Complete	0	Response Complete	0	IRA	0(0)	1(1)	0(0)	0(0)					\$0	\$0	\$0	\$0	\$0	\$0	\$0	\$0	FY13	\$0	\$0																																																																																																																																																																																													
High	0	MRSPP-1	0	MRSPP-7	0	0	0	0	0	1			\$0	\$0	\$0	\$0	\$0	\$0	\$0	\$0	FY14	\$0	\$0																																																																																																																																																																																													
Medium	0	MRSPP-2	0	MRSPP-8	0	0	0	0	0	1			\$0	\$0	\$0	\$0	\$0	\$0	\$0	\$0	FY15	\$0	\$0																																																																																																																																																																																													
Low	0	MRSPP-3	0	Evaluation Pending	1	0	0	0	0	0			\$0	\$0	\$0	\$0	\$0	\$0	\$0	\$0	FY16	\$0	\$0																																																																																																																																																																																													
Not Evaluated	0	MRSPP-4	0	No Known/Suspected	0	0	0	0	0	0			\$0	\$0	\$0	\$0	\$0	\$0	\$0	\$0	FY11-Comp. IRP		\$0																																																																																																																																																																																													
Not Required	0	MRSPP-5	0	No Longer Required	0	0	0	0	0	1			\$0	\$0	\$0	\$0	\$0	\$0	\$0	\$0	FY11-Comp. MMRP		\$16,653																																																																																																																																																																																													
Total IRP Sites	0	MRSPP-6	0	Total MRSs	1								Total	\$0	\$125	\$0	\$0	\$0	\$0	\$0	FY11-Complete		\$16,653																																																																																																																																																																																													
<p>IRP Progress in FY10: No IRP sites identified.</p> <p>IRP Progress Planned for FY11-FY12: No IRP sites identified.</p>											<p>MMRP Progress in FY10: No projects were programmed for FY10.</p> <p>MMRP Progress Planned for FY11-FY12: No projects are being programmed for the next two fiscal years.</p>																																																																																																																																																																																																									
◆ FORMERLY USED DEFENSE SITES - LANAI BOMBING TARGETS / HI99799F989800																																																																																																																																																																																																																				
<table border="1"> <thead> <tr> <th colspan="4">IRP Sites and MRSs by Classification</th> <th>Study</th> <th>0</th> <th>0</th> <th>0</th> <th>4</th> <th>0</th> <th>0</th> <th></th> <th></th> <th>\$0</th> <th>\$729</th> <th>\$0</th> <th>\$0</th> <th>\$0</th> <th>\$0</th> <th>\$0</th> <th>\$0</th> <th>\$0</th> <th>\$0</th> </tr> </thead> <tbody> <tr> <td>Response Complete</td> <td>0</td> <td>Response Complete</td> <td>0</td> <td>IRA</td> <td>0(0)</td> <td>0(0)</td> <td>0(0)</td> <td>0(0)</td> <td></td> <td></td> <td></td> <td></td> <td>\$0</td> <td>\$0</td> <td>\$0</td> <td>\$0</td> <td>\$0</td> <td>\$0</td> <td>\$0</td> <td>\$0</td> <td>FY13</td> <td>\$0</td> <td>\$0</td> </tr> <tr> <td>High</td> <td>0</td> <td>MRSPP-1</td> <td>0</td> <td>MRSPP-7</td> <td>0</td> <td>0</td> <td>0</td> <td>0</td> <td>0</td> <td>4</td> <td></td> <td></td> <td>\$0</td> <td>\$0</td> <td>\$0</td> <td>\$0</td> <td>\$0</td> <td>\$0</td> <td>\$0</td> <td>\$0</td> <td>FY14</td> <td>\$0</td> <td>\$0</td> </tr> <tr> <td>Medium</td> <td>0</td> <td>MRSPP-2</td> <td>0</td> <td>MRSPP-8</td> <td>0</td> <td>0</td> <td>0</td> <td>0</td> <td>0</td> <td>4</td> <td></td> <td></td> <td>\$0</td> <td>\$0</td> <td>\$0</td> <td>\$0</td> <td>\$0</td> <td>\$0</td> <td>\$0</td> <td>\$0</td> <td>FY15</td> <td>\$0</td> <td>\$0</td> </tr> <tr> <td>Low</td> <td>0</td> <td>MRSPP-3</td> <td>0</td> <td>Evaluation Pending</td> <td>4</td> <td>0</td> <td>0</td> <td>0</td> <td>0</td> <td>0</td> <td></td> <td></td> <td>\$0</td> <td>\$0</td> <td>\$0</td> <td>\$0</td> <td>\$0</td> <td>\$0</td> <td>\$0</td> <td>\$0</td> <td>FY16</td> <td>\$0</td> <td>\$0</td> </tr> <tr> <td>Not Evaluated</td> <td>0</td> <td>MRSPP-4</td> <td>0</td> <td>No Known/Suspected</td> <td>0</td> <td>0</td> <td>0</td> <td>0</td> <td>0</td> <td>0</td> <td></td> <td></td> <td>\$0</td> <td>\$0</td> <td>\$0</td> <td>\$0</td> <td>\$0</td> <td>\$0</td> <td>\$0</td> <td>\$0</td> <td>FY11-Comp. IRP</td> <td></td> <td>\$0</td> </tr> <tr> <td>Not Required</td> <td>0</td> <td>MRSPP-5</td> <td>0</td> <td>No Longer Required</td> <td>0</td> <td>0</td> <td>0</td> <td>0</td> <td>0</td> <td>4</td> <td></td> <td></td> <td>\$0</td> <td>\$0</td> <td>\$0</td> <td>\$0</td> <td>\$0</td> <td>\$0</td> <td>\$0</td> <td>\$0</td> <td>FY11-Comp. MMRP</td> <td></td> <td>\$20,440</td> </tr> <tr> <td>Total IRP Sites</td> <td>0</td> <td>MRSPP-6</td> <td>0</td> <td>Total MRSs</td> <td>4</td> <td></td> <td></td> <td></td> <td></td> <td></td> <td></td> <td></td> <td>Total</td> <td>\$0</td> <td>\$729</td> <td>\$0</td> <td>\$0</td> <td>\$0</td> <td>\$0</td> <td>\$0</td> <td>FY11-Complete</td> <td></td> <td>\$20,440</td> </tr> </tbody> </table>																						IRP Sites and MRSs by Classification				Study	0	0	0	4	0	0			\$0	\$729	\$0	\$0	\$0	\$0	\$0	\$0	\$0	\$0	Response Complete	0	Response Complete	0	IRA	0(0)	0(0)	0(0)	0(0)					\$0	\$0	\$0	\$0	\$0	\$0	\$0	\$0	FY13	\$0	\$0	High	0	MRSPP-1	0	MRSPP-7	0	0	0	0	0	4			\$0	\$0	\$0	\$0	\$0	\$0	\$0	\$0	FY14	\$0	\$0	Medium	0	MRSPP-2	0	MRSPP-8	0	0	0	0	0	4			\$0	\$0	\$0	\$0	\$0	\$0	\$0	\$0	FY15	\$0	\$0	Low	0	MRSPP-3	0	Evaluation Pending	4	0	0	0	0	0			\$0	\$0	\$0	\$0	\$0	\$0	\$0	\$0	FY16	\$0	\$0	Not Evaluated	0	MRSPP-4	0	No Known/Suspected	0	0	0	0	0	0			\$0	\$0	\$0	\$0	\$0	\$0	\$0	\$0	FY11-Comp. IRP		\$0	Not Required	0	MRSPP-5	0	No Longer Required	0	0	0	0	0	4			\$0	\$0	\$0	\$0	\$0	\$0	\$0	\$0	FY11-Comp. MMRP		\$20,440	Total IRP Sites	0	MRSPP-6	0	Total MRSs	4								Total	\$0	\$729	\$0	\$0	\$0	\$0	\$0	FY11-Complete		\$20,440
IRP Sites and MRSs by Classification				Study	0	0	0	4	0	0			\$0	\$729	\$0	\$0	\$0	\$0	\$0	\$0	\$0	\$0																																																																																																																																																																																														
Response Complete	0	Response Complete	0	IRA	0(0)	0(0)	0(0)	0(0)					\$0	\$0	\$0	\$0	\$0	\$0	\$0	\$0	FY13	\$0	\$0																																																																																																																																																																																													
High	0	MRSPP-1	0	MRSPP-7	0	0	0	0	0	4			\$0	\$0	\$0	\$0	\$0	\$0	\$0	\$0	FY14	\$0	\$0																																																																																																																																																																																													
Medium	0	MRSPP-2	0	MRSPP-8	0	0	0	0	0	4			\$0	\$0	\$0	\$0	\$0	\$0	\$0	\$0	FY15	\$0	\$0																																																																																																																																																																																													
Low	0	MRSPP-3	0	Evaluation Pending	4	0	0	0	0	0			\$0	\$0	\$0	\$0	\$0	\$0	\$0	\$0	FY16	\$0	\$0																																																																																																																																																																																													
Not Evaluated	0	MRSPP-4	0	No Known/Suspected	0	0	0	0	0	0			\$0	\$0	\$0	\$0	\$0	\$0	\$0	\$0	FY11-Comp. IRP		\$0																																																																																																																																																																																													
Not Required	0	MRSPP-5	0	No Longer Required	0	0	0	0	0	4			\$0	\$0	\$0	\$0	\$0	\$0	\$0	\$0	FY11-Comp. MMRP		\$20,440																																																																																																																																																																																													
Total IRP Sites	0	MRSPP-6	0	Total MRSs	4								Total	\$0	\$729	\$0	\$0	\$0	\$0	\$0	FY11-Complete		\$20,440																																																																																																																																																																																													
<p>IRP Progress in FY10: No IRP sites identified.</p> <p>IRP Progress Planned for FY11-FY12: No IRP sites identified.</p>											<p>MMRP Progress in FY10: No projects were programmed for FY10.</p> <p>MMRP Progress Planned for FY11-FY12: No further action is programmed for the next two fiscal years.</p>																																																																																																																																																																																																									
◆ FORMERLY USED DEFENSE SITES - MAUI BOMBING TARGETS / HI99799F989600																																																																																																																																																																																																																				
<table border="1"> <thead> <tr> <th colspan="4">IRP Sites and MRSs by Classification</th> <th>Study</th> <th>0</th> <th>0</th> <th>0</th> <th>2</th> <th>0</th> <th>0</th> <th></th> <th></th> <th>\$0</th> <th>\$2,533</th> <th>\$0</th> <th>\$2,168</th> <th>\$0</th> <th>\$0</th> <th>\$0</th> <th>\$0</th> <th>\$0</th> <th>\$0</th> </tr> </thead> <tbody> <tr> <td>Response Complete</td> <td>0</td> <td>Response Complete</td> <td>0</td> <td>IRA</td> <td>0(0)</td> <td>0(0)</td> <td>0(0)</td> <td>0(0)</td> <td></td> <td></td> <td></td> <td></td> <td>\$0</td> <td>\$0</td> <td>\$0</td> <td>\$0</td> <td>\$0</td> <td>\$0</td> <td>\$0</td> <td>\$0</td> <td>FY13</td> <td>\$0</td> <td>\$0</td> </tr> <tr> <td>High</td> <td>0</td> <td>MRSPP-1</td> <td>0</td> <td>MRSPP-7</td> <td>0</td> <td>0</td> <td>0</td> <td>0</td> <td>0</td> <td>2</td> <td></td> <td></td> <td>\$0</td> <td>\$0</td> <td>\$0</td> <td>\$0</td> <td>\$0</td> <td>\$0</td> <td>\$0</td> <td>\$0</td> <td>FY14</td> <td>\$0</td> <td>\$0</td> </tr> <tr> <td>Medium</td> <td>0</td> <td>MRSPP-2</td> <td>0</td> <td>MRSPP-8</td> <td>0</td> <td>0</td> <td>0</td> <td>0</td> <td>0</td> <td>2</td> <td></td> <td></td> <td>\$0</td> <td>\$0</td> <td>\$0</td> <td>\$0</td> <td>\$0</td> <td>\$0</td> <td>\$0</td> <td>\$0</td> <td>FY15</td> <td>\$0</td> <td>\$0</td> </tr> <tr> <td>Low</td> <td>0</td> <td>MRSPP-3</td> <td>0</td> <td>Evaluation Pending</td> <td>2</td> <td>0</td> <td>0</td> <td>0</td> <td>0</td> <td>0</td> <td></td> <td></td> <td>\$0</td> <td>\$0</td> <td>\$0</td> <td>\$0</td> <td>\$0</td> <td>\$0</td> <td>\$0</td> <td>\$0</td> <td>FY16</td> <td>\$0</td> <td>\$0</td> </tr> <tr> <td>Not Evaluated</td> <td>0</td> <td>MRSPP-4</td> <td>0</td> <td>No Known/Suspected</td> <td>0</td> <td>0</td> <td>0</td> <td>0</td> <td>0</td> <td>0</td> <td></td> <td></td> <td>\$0</td> <td>\$0</td> <td>\$0</td> <td>\$0</td> <td>\$0</td> <td>\$0</td> <td>\$0</td> <td>\$0</td> <td>FY11-Comp. IRP</td> <td></td> <td>\$0</td> </tr> <tr> <td>Not Required</td> <td>0</td> <td>MRSPP-5</td> <td>0</td> <td>No Longer Required</td> <td>0</td> <td>0</td> <td>0</td> <td>0</td> <td>0</td> <td>2</td> <td></td> <td></td> <td>\$0</td> <td>\$0</td> <td>\$0</td> <td>\$0</td> <td>\$0</td> <td>\$0</td> <td>\$0</td> <td>\$0</td> <td>FY11-Comp. MMRP</td> <td></td> <td>\$12,019</td> </tr> <tr> <td>Total IRP Sites</td> <td>0</td> <td>MRSPP-6</td> <td>0</td> <td>Total MRSs</td> <td>2</td> <td></td> <td></td> <td></td> <td></td> <td></td> <td></td> <td></td> <td>Total</td> <td>\$0</td> <td>\$2,533</td> <td>\$0</td> <td>\$2,168</td> <td>\$0</td> <td>\$0</td> <td>\$0</td> <td>FY11-Complete</td> <td></td> <td>\$12,019</td> </tr> </tbody> </table>																						IRP Sites and MRSs by Classification				Study	0	0	0	2	0	0			\$0	\$2,533	\$0	\$2,168	\$0	\$0	\$0	\$0	\$0	\$0	Response Complete	0	Response Complete	0	IRA	0(0)	0(0)	0(0)	0(0)					\$0	\$0	\$0	\$0	\$0	\$0	\$0	\$0	FY13	\$0	\$0	High	0	MRSPP-1	0	MRSPP-7	0	0	0	0	0	2			\$0	\$0	\$0	\$0	\$0	\$0	\$0	\$0	FY14	\$0	\$0	Medium	0	MRSPP-2	0	MRSPP-8	0	0	0	0	0	2			\$0	\$0	\$0	\$0	\$0	\$0	\$0	\$0	FY15	\$0	\$0	Low	0	MRSPP-3	0	Evaluation Pending	2	0	0	0	0	0			\$0	\$0	\$0	\$0	\$0	\$0	\$0	\$0	FY16	\$0	\$0	Not Evaluated	0	MRSPP-4	0	No Known/Suspected	0	0	0	0	0	0			\$0	\$0	\$0	\$0	\$0	\$0	\$0	\$0	FY11-Comp. IRP		\$0	Not Required	0	MRSPP-5	0	No Longer Required	0	0	0	0	0	2			\$0	\$0	\$0	\$0	\$0	\$0	\$0	\$0	FY11-Comp. MMRP		\$12,019	Total IRP Sites	0	MRSPP-6	0	Total MRSs	2								Total	\$0	\$2,533	\$0	\$2,168	\$0	\$0	\$0	FY11-Complete		\$12,019
IRP Sites and MRSs by Classification				Study	0	0	0	2	0	0			\$0	\$2,533	\$0	\$2,168	\$0	\$0	\$0	\$0	\$0	\$0																																																																																																																																																																																														
Response Complete	0	Response Complete	0	IRA	0(0)	0(0)	0(0)	0(0)					\$0	\$0	\$0	\$0	\$0	\$0	\$0	\$0	FY13	\$0	\$0																																																																																																																																																																																													
High	0	MRSPP-1	0	MRSPP-7	0	0	0	0	0	2			\$0	\$0	\$0	\$0	\$0	\$0	\$0	\$0	FY14	\$0	\$0																																																																																																																																																																																													
Medium	0	MRSPP-2	0	MRSPP-8	0	0	0	0	0	2			\$0	\$0	\$0	\$0	\$0	\$0	\$0	\$0	FY15	\$0	\$0																																																																																																																																																																																													
Low	0	MRSPP-3	0	Evaluation Pending	2	0	0	0	0	0			\$0	\$0	\$0	\$0	\$0	\$0	\$0	\$0	FY16	\$0	\$0																																																																																																																																																																																													
Not Evaluated	0	MRSPP-4	0	No Known/Suspected	0	0	0	0	0	0			\$0	\$0	\$0	\$0	\$0	\$0	\$0	\$0	FY11-Comp. IRP		\$0																																																																																																																																																																																													
Not Required	0	MRSPP-5	0	No Longer Required	0	0	0	0	0	2			\$0	\$0	\$0	\$0	\$0	\$0	\$0	\$0	FY11-Comp. MMRP		\$12,019																																																																																																																																																																																													
Total IRP Sites	0	MRSPP-6	0	Total MRSs	2								Total	\$0	\$2,533	\$0	\$2,168	\$0	\$0	\$0	FY11-Complete		\$12,019																																																																																																																																																																																													
<p>IRP Progress in FY10: No IRP sites identified.</p> <p>IRP Progress Planned for FY11-FY12: No IRP sites identified.</p>											<p>MMRP Progress in FY10: A RI/FS was initiated in FY10.</p> <p>MMRP Progress Planned for FY11-FY12: The RI/FS will continue and be completed in the next two fiscal years.</p>																																																																																																																																																																																																									

*CTC Delta Reason: C-TECH-Technical Issues, C-REG-Regulatory Issues, C-EST-Estimating Criteria

**Schedule Impact Reason: TECH-Technical, CONT-Contracting, PERS-Personnel, REG-Regulatory, FUND-Funding

Note: Totals reflect installation project funding allocated to individual sites and do not include program management and other support costs.

Table E-6 Status of Installations with FY11 to Completion Cost Estimate Greater Than \$10,000,000

DoD Component - Installation / FFID / NPL or Proposed NPL / BRAC Year / RAB / CTC Delta from FY09*																							
Phase				Completed		Underway		Future		FY10 Schedule Impact**		Costs Through FY10 (\$000)		FY10 Funds Obligated (\$000)		FY11 Execution Planned (\$000)		FY12 Planning Estimate (\$000)		Estimated Costs (\$000)			
				IRP	MMRP	IRP	MMRP	IRP	MMRP	IRP	MMRP	IRP	MMRP	IRP	MMRP	IRP	MMRP	IRP	MMRP	Fiscal Year	IRP	MMRP	
				Sites (Actions)								IRP	MMRP	IRP	MMRP	IRP	MMRP	IRP	MMRP	IRP	MMRP	Fiscal Year	IRP
Hawaii																							
◆ FORMERLY USED DEFENSE SITES - PAKINI BOMBING RANGE / HI99799F739700																							
IRP Sites and MRSs by Classification				Study	0	0	0	1	0	0		\$0	\$385	\$0	\$0	\$0	\$0	\$0	\$0	\$0	FY13	\$0	\$0
Response Complete	0	Response Complete	0	IRA	0(0)	0(0)	0(0)	0(0)				\$0	\$0	\$0	\$0	\$0	\$0	\$0	\$0	FY14	\$0	\$0	
High	0	MRSPP-1	0	MRSPP-7	0	0	0	0	0	1		\$0	\$0	\$0	\$0	\$0	\$0	\$0	\$0	FY15	\$0	\$0	
Medium	0	MRSPP-2	0	MRSPP-8	0	RA-C	0	0	0	0	1		\$0	\$0	\$0	\$0	\$0	\$0	\$0	FY16	\$0	\$0	
Low	0	MRSPP-3	0	Evaluation Pending	1	RA-O	0	0	0	0	0		\$0	\$0	\$0	\$0	\$0	\$0	\$0	FY11-Comp. IRP		\$0	
Not Evaluated	0	MRSPP-4	0	No Known/Suspected	0	LTM	0	0	0	0	1		\$0	\$0	\$0	\$0	\$0	\$0	\$0	FY11-Comp. MMRP		\$19,549	
Not Required	0	MRSPP-5	0	No Longer Required	0	IRP Final RC: FY - MRS Final RC: FY 2065					Total	\$0	\$385	\$0	\$0	\$0	\$0	\$0	\$0	FY11-Complete		\$19,549	
Total IRP Sites	0	MRSPP-6	0	Total MRSs	1																		
IRP Progress in FY10: No IRP sites identified.											MMRP Progress in FY10: No projects were funded in FY10.												
IRP Progress Planned for FY11-FY12: No IRP sites identified.											MMRP Progress Planned for FY11-FY12: No projects are being programmed for the next two fiscal years.												
◆ FORMERLY USED DEFENSE SITES - PALI TRAINING CAMP / HI99799F400700																							
IRP Sites and MRSs by Classification				Study	0	0	0	1	0	0		\$0	\$520	\$0	\$57	\$0	\$0	\$0	\$0	\$0	FY13	\$0	\$0
Response Complete	0	Response Complete	0	IRA	0(0)	0(0)	0(0)	0(0)				\$0	\$0	\$0	\$0	\$0	\$0	\$0	\$0	FY14	\$0	\$0	
High	0	MRSPP-1	0	MRSPP-7	0	Design	0	0	0	1	0	0		\$0	\$45	\$0	\$0	\$0	\$0	FY15	\$0	\$0	
Medium	0	MRSPP-2	0	MRSPP-8	0	RA-C	0	0	0	1	0	0		\$0	\$1,367	\$0	\$1,367	\$0	\$0	FY16	\$0	\$0	
Low	0	MRSPP-3	0	Evaluation Pending	1	RA-O	0	0	0	0	0	0		\$0	\$0	\$0	\$0	\$0	\$0	FY11-Comp. IRP		\$0	
Not Evaluated	0	MRSPP-4	0	No Known/Suspected	0	LTM	0	0	0	0	1		\$0	\$0	\$0	\$0	\$0	\$0	\$0	FY11-Comp. MMRP		\$29,361	
Not Required	0	MRSPP-5	0	No Longer Required	0	IRP Final RC: FY - MRS Final RC: FY 2050					Total	\$0	\$1,932	\$0	\$1,424	\$0	\$0	\$0	\$0	FY11-Complete		\$29,361	
Total IRP Sites	0	MRSPP-6	0	Total MRSs	1																		
IRP Progress in FY10: No IRP sites identified.											MMRP Progress in FY10: A RmA-C phase was initiated in FY10.												
IRP Progress Planned for FY11-FY12: No IRP sites identified.											MMRP Progress Planned for FY11-FY12: The RmA-C phase will continue in the next fiscal years.												
◆ FORMERLY USED DEFENSE SITES - RANGE D-400-L / HI99799FA10300																							
IRP Sites and MRSs by Classification				Study	0	0	0	1	0	0		\$0	\$168	\$0	\$168	\$0	\$300	\$0	\$0	\$0	FY13	\$0	\$0
Response Complete	0	Response Complete	0	IRA	0(0)	0(0)	0(0)	0(0)				\$0	\$0	\$0	\$0	\$0	\$0	\$0	\$0	FY14	\$0	\$0	
High	0	MRSPP-1	0	MRSPP-7	0	Design	0	0	0	0	0	1		\$0	\$0	\$0	\$0	\$0	\$0	FY15	\$0	\$0	
Medium	0	MRSPP-2	0	MRSPP-8	0	RA-C	0	0	0	0	0	1		\$0	\$0	\$0	\$0	\$0	\$0	FY16	\$0	\$0	
Low	0	MRSPP-3	0	Evaluation Pending	1	RA-O	0	0	0	0	0	0		\$0	\$0	\$0	\$0	\$0	\$0	FY11-Comp. IRP		\$0	
Not Evaluated	0	MRSPP-4	0	No Known/Suspected	0	LTM	0	0	0	0	1		\$0	\$0	\$0	\$0	\$0	\$0	\$0	FY11-Comp. MMRP		\$15,448	
Not Required	0	MRSPP-5	0	No Longer Required	0	IRP Final RC: FY - MRS Final RC: FY 2095					Total	\$0	\$168	\$0	\$168	\$0	\$300	\$0	\$0	FY11-Complete		\$15,448	
Total IRP Sites	0	MRSPP-6	0	Total MRSs	1																		
IRP Progress in FY10: No IRP sites identified.											MMRP Progress in FY10: A SI phase is on-going in FY10.												
IRP Progress Planned for FY11-FY12: No IRP sites identified.											MMRP Progress Planned for FY11-FY12: The SI phase is anticipated to be completed within the next two fiscal years.												

*CTC Delta Reason: C-TECH-Technical Issues, C-REG-Regulatory Issues, C-EST-Estimating Criteria

**Schedule Impact Reason: TECH-Technical, CONT-Contracting, PERS-Personnel, REG-Regulatory, FUND-Funding

Note: Totals reflect installation project funding allocated to individual sites and do not include program management and other support costs.

Table E-6 Status of Installations with FY11 to Completion Cost Estimate Greater Than \$10,000,000

DoD Component - Installation / FFID / NPL or Proposed NPL / BRAC Year / RAB / CTC Delta from FY09*																			
Phase	Completed		Underway		Future		FY10 Schedule Impact**		Costs Through FY10 (\$000)		FY10 Funds Obligated (\$000)		FY11 Execution Planned (\$000)		FY12 Planning Estimate (\$000)		Estimated Costs (\$000)		
	IRP	MMRP	IRP	MMRP	IRP	MMRP	IRP	MMRP	IRP	MMRP	IRP	MMRP	IRP	MMRP	IRP	MMRP	Fiscal Year	IRP	MMRP
	Sites (Actions)						IRP	MMRP	IRP	MMRP	IRP	MMRP	IRP	MMRP	IRP	MMRP			

Hawaii

FORMERLY USED DEFENSE SITES - WAIAWA TRAINING AREA / HI99799FA10200

IRP Sites and MRSs by Classification				Study	0	0	0	1	0	0			\$0	\$172	\$0	\$172	\$0	\$50	\$0	\$0	FY13	\$0	\$0
Response Complete	0	Response Complete	0	IRA	0(0)	0(0)	0(0)	0(0)					\$0	\$0	\$0	\$0	\$0	\$0	\$0	\$0	FY14	\$0	\$0
High	0	MRSPP-1	0	MRSPP-7	0	0	0	0	0	1			\$0	\$0	\$0	\$0	\$0	\$0	\$0	\$0	FY15	\$0	\$0
Medium	0	MRSPP-2	0	MRSPP-8	0	RA-C	0	0	0	0	1		\$0	\$0	\$0	\$0	\$0	\$0	\$0	\$0	FY16	\$0	\$0
Low	0	MRSPP-3	0	Evaluation Pending	1	RA-O	0	0	0	0	0		\$0	\$0	\$0	\$0	\$0	\$0	\$0	\$0	FY11-Comp. IRP		\$0
Not Evaluated	0	MRSPP-4	0	No Known/Suspected	0	LTM	0	0	0	0	1		\$0	\$0	\$0	\$0	\$0	\$0	\$0	\$0	FY11-Comp. MMRP		\$11,836
Not Required	0	MRSPP-5	0	No Longer Required	0	IRP Final RC: FY - MRS Final RC: FY 2094					Total	\$0	\$172	\$0	\$172	\$0	\$50	\$0	\$0	\$0	FY11-Complete		\$11,836
Total IRP Sites	0	MRSPP-6	0	Total MRSs	1																		

IRP Progress in FY10: No IRP sites identified.

IRP Progress Planned for FY11-FY12: No IRP sites identified.

MMRP Progress in FY10: A SI phase was initiated for FY10.

MMRP Progress Planned for FY11-FY12: The SI phase is to be completed within the next two fiscal years.

FORMERLY USED DEFENSE SITES - WAIKANE TRAINING AREA / HI99799F407400

IRP Sites and MRSs by Classification				Study	0	1	0	2	0	0			\$0	\$2,905	\$0	\$125	\$0	\$60	\$0	\$10	FY13	\$0	\$0
Response Complete	0	Response Complete	0	IRA	0(0)	0(0)	0(0)	0(0)					\$0	\$0	\$0	\$0	\$0	\$0	\$0	\$0	FY14	\$0	\$1,719
High	0	MRSPP-1	0	MRSPP-7	0	Design	0	1	0	0	0		\$0	\$75	\$0	\$0	\$0	\$0	\$0	\$0	FY15	\$0	\$1,036
Medium	0	MRSPP-2	0	MRSPP-8	0	RA-C	0	0	0	3	0		\$0	\$2,367	\$0	\$370	\$0	\$100	\$0	\$0	FY16	\$0	\$0
Low	0	MRSPP-3	0	Evaluation Pending	3	RA-O	0	0	0	0	0		\$0	\$0	\$0	\$0	\$0	\$0	\$0	\$0	FY11-Comp. IRP		\$0
Not Evaluated	0	MRSPP-4	0	No Known/Suspected	0	LTM	0	0	0	0	3		\$0	\$0	\$0	\$0	\$0	\$0	\$0	\$0	FY11-Comp. MMRP		\$26,171
Not Required	0	MRSPP-5	0	No Longer Required	0	IRP Final RC: FY - MRS Final RC: FY 2093					Total	\$0	\$5,347	\$0	\$495	\$0	\$160	\$0	\$10	\$0	FY11-Complete		\$26,171
Total IRP Sites	0	MRSPP-6	0	Total MRSs	3																		

IRP Progress in FY10: No IRP sites identified.

IRP Progress Planned for FY11-FY12: No IRP sites identified.

MMRP Progress in FY10: A RI/FS phase and a RmA-C phase were on-going in FY10.

MMRP Progress Planned for FY11-FY12: The RI/FS completion is anticipated within the next two fiscal years. A RA-C phase is expected begin within the next two fiscal years.

FORMERLY USED DEFENSE SITES - WAIKOLOA MANEUVER AREA / HI99799F407700 / RAB

IRP Sites and MRSs by Classification				Study	0	6	0	0	0	0			\$789	\$6,227	\$0	\$0	\$0	\$0	\$0	\$0	FY13	\$0	\$14,988	
Response Complete	0	Response Complete	0	IRA	0(0)	1(1)	0(0)	0(0)					\$21	\$0	\$0	\$0	\$0	\$0	\$0	\$0	FY14	\$0	\$9,645	
High	0	MRSPP-1	0	MRSPP-7	0	Design	0	2	0	1	0		\$0	\$194	\$0	\$0	\$0	\$0	\$0	\$0	FY15	\$0	\$14,385	
Medium	0	MRSPP-2	0	MRSPP-8	0	RA-C	0	0	0	3	0	3		\$0	\$106,879	\$0	\$21,088	\$0	\$10,316	\$0	\$13,386	FY16	\$0	\$15,998
Low	0	MRSPP-3	0	Evaluation Pending	6	RA-O	0	0	0	0	0		\$0	\$0	\$0	\$0	\$0	\$0	\$0	\$0	FY11-Comp. IRP		\$0	
Not Evaluated	0	MRSPP-4	0	No Known/Suspected	0	LTM	0	0	0	0	3		\$0	\$0	\$0	\$0	\$0	\$0	\$0	\$0	FY11-Comp. MMRP		\$908,890	
Not Required	0	MRSPP-5	0	No Longer Required	0	IRP Final RC: FY - MRS Final RC: FY 2086					Total	\$810	\$113,300	\$0	\$21,088	\$0	\$10,316	\$0	\$13,386	\$0	FY11-Complete		\$908,890	
Total IRP Sites	0	MRSPP-6	0	Total MRSs	6	Five-Year Review Planned for Future																		

IRP Progress in FY10: No IRP sites identified.

IRP Progress Planned for FY11-FY12: No IRP sites identified.

MMRP Progress in FY10: Remedial action and construction support is on-going this fiscal year.

MMRP Progress Planned for FY11-FY12: Remedial action and construction support will continue for the next two fiscal years.

*CTC Delta Reason: C-TECH-Technical Issues, C-REG-Regulatory Issues, C-EST-Estimating Criteria

**Schedule Impact Reason: TECH-Technical, CONT-Contracting, PERS-Personnel, REG-Regulatory, FUND-Funding

Note: Totals reflect installation project funding allocated to individual sites and do not include program management and other support costs.

Table E-6 Status of Installations with FY11 to Completion Cost Estimate Greater Than \$10,000,000

DoD Component - Installation / FFID / NPL or Proposed NPL / BRAC Year / RAB / CTC Delta from FY09*																			
Phase	Completed		Underway		Future		FY10 Schedule Impact**		Costs Through FY10 (\$000)		FY10 Funds Obligated (\$000)		FY11 Execution Planned (\$000)		FY12 Planning Estimate (\$000)		Estimated Costs (\$000)		
	IRP	MMRP	IRP	MMRP	IRP	MMRP	IRP	MMRP	IRP	MMRP	IRP	MMRP	IRP	MMRP	IRP	MMRP	Fiscal Year	IRP	MMRP
	Sites (Actions)						IRP	MMRP	IRP	MMRP	IRP	MMRP	IRP	MMRP	IRP	MMRP			

Hawaii

◆ **FORMERLY USED DEFENSE SITES - WAILUA ARTILLERY IMPACT AREA / HI99799F411900**

IRP Sites and MRSs by Classification						Study	0	0	0	1	0	0			\$0	\$219	\$0	\$0	\$0	\$0	\$0	\$0	\$0	\$0	FY13	\$0	\$0
Response Complete	0	Response Complete	0			IRA	0(0)	0(0)	0(0)	0(0)					\$0	\$0	\$0	\$0	\$0	\$0	\$0	\$0	\$0	FY14	\$0	\$0	
High	0	MRSPP-1	0	MRSPP-7	0	Design	0	0	0	0	0	1		\$0	\$0	\$0	\$0	\$0	\$0	\$0	\$0	\$0	FY15	\$0	\$0		
Medium	0	MRSPP-2	0	MRSPP-8	0	RA-C	0	0	0	0	0	1		\$0	\$0	\$0	\$0	\$0	\$0	\$0	\$0	\$0	FY16	\$0	\$0		
Low	0	MRSPP-3	0	Evaluation Pending	1	RA-O	0	0	0	0	0	0		\$0	\$0	\$0	\$0	\$0	\$0	\$0	\$0	\$0	FY11-Comp. IRP		\$0		
Not Evaluated	0	MRSPP-4	0	No Known/Suspected	0	LTM	0	0	0	0	0	1		\$0	\$0	\$0	\$0	\$0	\$0	\$0	\$0	\$0	FY11-Comp. MMRP		\$17,612		
Not Required	0	MRSPP-5	0	No Longer Required	0	IRP Final RC: FY - MRS Final RC: FY 2070						Total	\$0	\$219	\$0	\$0	\$0	\$0	\$0	\$0	\$0	\$0	FY11-Complete		\$17,612		
Total IRP Sites	0	MRSPP-6	0	Total MRSs	1																						

IRP Progress No IRP sites identified in FY10:

IRP Progress Planned No IRP sites identified for FY11-FY12:

MMRP Progress No action was programmed for FY10:

MMRP Progress Planned No action is programmed for the next two fiscal years.

◆ **FORMERLY USED DEFENSE SITES - WAIMEA TRAINING SITE / HI99799F408300**

IRP Sites and MRSs by Classification						Study	0	0	0	1	0	0			\$0	\$196	\$0	\$0	\$0	\$0	\$0	\$0	\$0	\$0	FY13	\$0	\$0
Response Complete	0	Response Complete	0			IRA	0(0)	0(0)	0(0)	0(0)					\$0	\$0	\$0	\$0	\$0	\$0	\$0	\$0	\$0	FY14	\$0	\$0	
High	0	MRSPP-1	0	MRSPP-7	0	Design	0	0	0	0	0	1		\$0	\$0	\$0	\$0	\$0	\$0	\$0	\$0	\$0	FY15	\$0	\$0		
Medium	0	MRSPP-2	0	MRSPP-8	0	RA-C	0	0	0	0	0	1		\$0	\$0	\$0	\$0	\$0	\$0	\$0	\$0	\$0	FY16	\$0	\$0		
Low	0	MRSPP-3	0	Evaluation Pending	1	RA-O	0	0	0	0	0	0		\$0	\$0	\$0	\$0	\$0	\$0	\$0	\$0	\$0	FY11-Comp. IRP		\$0		
Not Evaluated	0	MRSPP-4	0	No Known/Suspected	0	LTM	0	0	0	0	0	1		\$0	\$0	\$0	\$0	\$0	\$0	\$0	\$0	\$0	FY11-Comp. MMRP		\$14,927		
Not Required	0	MRSPP-5	0	No Longer Required	0	IRP Final RC: FY - MRS Final RC: FY 2088						Total	\$0	\$196	\$0	\$0	\$0	\$0	\$0	\$0	\$0	\$0	FY11-Complete		\$14,927		
Total IRP Sites	0	MRSPP-6	0	Total MRSs	1																						

IRP Progress No IRP sites identified in FY10:

IRP Progress Planned No IRP sites identified for FY11-FY12:

MMRP Progress No action was programmed for FY10:

MMRP Progress Planned No projects are being programmed within the next two fiscal years.

*CTC Delta Reason: C-TECH-Technical Issues, C-REG-Regulatory Issues, C-EST-Estimating Criteria

**Schedule Impact Reason: TECH-Technical, CONT-Contracting, PERS-Personnel, REG-Regulatory, FUND-Funding

Note: Totals reflect installation project funding allocated to individual sites and do not include program management and other support costs.

Table E-6 Status of Installations with FY11 to Completion Cost Estimate Greater Than \$10,000,000

DoD Component - Installation / FFID / NPL or Proposed NPL / BRAC Year / RAB / CTC Delta from FY09*																			
Phase	Completed		Underway		Future		FY10 Schedule Impact**		Costs Through FY10 (\$000)		FY10 Funds Obligated (\$000)		FY11 Execution Planned (\$000)		FY12 Planning Estimate (\$000)		Estimated Costs (\$000)		
	IRP	MMRP	IRP	MMRP	IRP	MMRP	IRP	MMRP	IRP	MMRP	IRP	MMRP	IRP	MMRP	IRP	MMRP	Fiscal Year	IRP	MMRP
	Sites (Actions)						IRP	MMRP	IRP	MMRP	IRP	MMRP	IRP	MMRP	IRP	MMRP			

Idaho

FORMERLY USED DEFENSE SITES - IDAHO NAT. ENGR. LABORATORY / ID09799F143700

IRP Sites and MRSs by Classification					Study	0	0	0	1	0	0			\$0	\$176	\$0	\$0	\$0	\$0	\$0	\$0	\$0	\$0	FY13	\$0	\$0
Response Complete	0	Response Complete	0		IRA	0(0)	0(0)	0(0)	0(0)					\$0	\$0	\$0	\$0	\$0	\$0	\$0	\$0	\$0	FY14	\$0	\$0	
High	0	MRSPP-1	0	MRSPP-7	0	Design	0	0	0	0	0	1		\$0	\$0	\$0	\$0	\$0	\$0	\$0	\$0	FY15	\$0	\$0		
Medium	0	MRSPP-2	0	MRSPP-8	0	RA-C	0	0	0	0	0	1		\$0	\$0	\$0	\$0	\$0	\$0	\$0	\$0	FY16	\$0	\$0		
Low	0	MRSPP-3	0	Evaluation Pending	1	RA-O	0	0	0	0	0	0		\$0	\$0	\$0	\$0	\$0	\$0	\$0	\$0	FY11-Comp. IRP		\$0		
Not Evaluated	0	MRSPP-4	0	No Known/Suspected	0	LTM	0	0	0	0	0	1		\$0	\$0	\$0	\$0	\$0	\$0	\$0	\$0	FY11-Comp. MMRP		\$158,231		
Not Required	0	MRSPP-5	0	No Longer Required	0	IRP Final RC: FY - MRS Final RC: FY 2091						Total	\$0	\$176	\$0	\$0	\$0	\$0	\$0	\$0	\$0	\$0	FY11-Complete		\$158,231	
Total IRP Sites	0	MRSPP-6	0	Total MRSs	1																					

IRP Progress No IRP sites identified. in FY10:

IRP Progress Planned No IRP sites identified. for FY11-FY12:

MMRP Progress No progress reported. in FY10:

MMRP Progress Planned No actions planned. for FY11-FY12:

*CTC Delta Reason: C-TECH-Technical Issues, C-REG-Regulatory Issues, C-EST-Estimating Criteria

**Schedule Impact Reason: TECH-Technical, CONT-Contracting, PERS-Personnel, REG-Regulatory, FUND-Funding

Note: Totals reflect installation project funding allocated to individual sites and do not include program management and other support costs.

Table E-6 Status of Installations with FY11 to Completion Cost Estimate Greater Than \$10,000,000

DoD Component - Installation / FFID / NPL or Proposed NPL / BRAC Year / RAB / CTC Delta from FY09*																			
Phase	Completed		Underway		Future		FY10 Schedule Impact**		Costs Through FY10 (\$000)		FY10 Funds Obligated (\$000)		FY11 Execution Planned (\$000)		FY12 Planning Estimate (\$000)		Estimated Costs (\$000)		
	IRP	MMRP	IRP	MMRP	IRP	MMRP	IRP	MMRP	IRP	MMRP	IRP	MMRP	IRP	MMRP	IRP	MMRP	Fiscal Year	IRP	MMRP
	Sites (Actions)						IRP	MMRP	IRP	MMRP	IRP	MMRP	IRP	MMRP	IRP	MMRP			

Illinois

ARMY - JOLIET AAP / IL521382046000 / NPL / RAB / C-TECH

IRP Sites and MRSs by Classification				Study	55	4	0	1	0	0			\$15,076	\$2,058	\$0	\$548	\$0	\$104	\$0	\$152	FY13	\$371	\$2,649	
Response Complete	55	Response Complete	4	IRA	9(11)	3(3)	0(0)	0(0)					\$2,149	\$11	\$0	\$0	\$0	\$0	\$0	\$0	FY14	\$356	\$2,694	
High	0	MRSPP-1	0	MRSPP-7	0	0	0	0	1				\$4,083	\$0	\$0	\$0	\$0	\$0	\$0	\$113	FY15	\$362	\$0	
Medium	0	MRSPP-2	0	MRSPP-8	0	RA-C	30	0	0	0	1		\$58,071	\$0	\$0	\$0	\$0	\$0	\$0	\$0	FY16	\$368	\$0	
Low	0	MRSPP-3	0	Evaluation Pending	1	RA-O	2	0	0	0	0		\$41,959	\$0	\$4	\$0	\$0	\$0	\$0	\$0	FY11-Comp. IRP		\$11,121	
Not Evaluated	0	MRSPP-4	0	No Known/Suspected	0	LTM	3	0	5	3	0	1		\$3,505	\$0	\$350	\$0	\$339	\$209	\$569	\$0	FY11-Comp. MMRP		\$6,101
Not Required	0	MRSPP-5	0	No Longer Required	4	IRP Final RC: FY 2010 MRS Final RC: FY 2014					Total	\$124,843	\$2,069	\$354	\$548	\$339	\$313	\$569	\$265		FY11-Complete		\$17,222	
Total IRP Sites	55	MRSPP-6	0	Total MRSs	5	Five-Year Review Completed and Planned for Future																		

IRP Progress in FY10: Refer to Page F-95.	MMRP Progress in FY10: Refer to Page F-95.
IRP Progress Planned for FY11-FY12: Refer to Page F-95.	MMRP Progress Planned for FY11-FY12: Refer to Page F-95.

ARMY - SAVANNA DEPOT ACTIVITY / IL521382080300 / NPL / BRAC 1995 / RAB / C-TECH / C-EST

IRP Sites and MRSs by Classification				Study	62	3	65	12	0	0			\$36,453	\$9,487	\$419	\$216	\$980	\$800	\$0	\$0	FY13	\$8,513	\$346	
Response Complete	60	Response Complete	3	IRA	6(6)	0(0)	3(3)	1(1)					\$5,474	\$109	\$90	\$109	\$1,839	\$0	\$0	\$0	FY14	\$11,010	\$2,851	
High	11	MRSPP-1	0	MRSPP-7	2	Design	5	0	0	10	3		\$13,180	\$4,910	\$0	\$0	\$40	\$0	\$403	\$0	FY15	\$9,759	\$1,011	
Medium	12	MRSPP-2	1	MRSPP-8	0	RA-C	9	0	6	0	29	12		\$48,168	\$0	\$164	\$0	\$1,934	\$0	\$7,079	\$0	FY16	\$4,533	\$0
Low	40	MRSPP-3	3	Evaluation Pending	0	RA-O	0	0	2	0	3	1		\$1,339	\$500	\$0	\$0	\$0	\$0	\$0	\$0	FY11-Comp. IRP		\$64,182
Not Evaluated	3	MRSPP-4	0	No Known/Suspected	0	LTM	0	0	0	0	27	12		\$1,504	\$0	\$688	\$0	\$0	\$0	\$82	\$0	FY11-Comp. MMRP		\$19,818
Not Required	1	MRSPP-5	4	No Longer Required	3	IRP Final RC: FY 2046 MRS Final RC: FY 2020					Total	\$106,118	\$15,006	\$1,361	\$325	\$4,793	\$800	\$7,564	\$0		FY11-Complete		\$84,000	
Total IRP Sites	127	MRSPP-6	2	Total MRSs	15	Five-Year Review Planned for Future																		

IRP Progress in FY10: Refer to Page F-168.	MMRP Progress in FY10: Refer to Page F-168.
IRP Progress Planned for FY11-FY12: Refer to Page F-168.	MMRP Progress Planned for FY11-FY12: Refer to Page F-168.

NAVY - GREAT LAKES NTC / IL517002259600 / C-TECH

IRP Sites and MRSs by Classification				Study	26	4	5	1	6	1	FUND	FUND	\$7,650	\$922	\$376	\$0	\$209	\$0	\$72	\$0	FY13	\$2,772	\$149		
Response Complete	16	Response Complete	3	IRA	8(9)	0(0)	0(0)	0(0)			REG	REG	\$2,687	\$0	\$0	\$0	\$0	\$0	\$0	\$0	FY14	\$3,185	\$985		
High	0	MRSPP-1	0	MRSPP-7	0	Design	7	0	1	0	8	1	REG	REG	\$386	\$0	\$0	\$0	\$0	\$20	\$0	FY15	\$3,057	\$468	
Medium	3	MRSPP-2	0	MRSPP-8	0	RA-C	7	0	1	0	9	2	REG	REG	\$4,951	\$0	\$0	\$0	\$1,000	\$0	\$890	\$0	FY16	\$2,735	\$0
Low	9	MRSPP-3	0	Evaluation Pending	3	RA-O	3	0	0	0	2	0		\$2,556	\$0	\$0	\$0	\$0	\$0	\$0	\$0	FY11-Comp. IRP		\$36,241	
Not Evaluated	1	MRSPP-4	0	No Known/Suspected	0	LTM	1	0	5	0	11	0		\$1,754	\$0	\$975	\$0	\$162	\$0	\$418	\$0	FY11-Comp. MMRP		\$213,789	
Not Required	8	MRSPP-5	0	No Longer Required	3	IRP Final RC: FY 2022 MRS Final RC: FY 2021					Total	\$19,984	\$922	\$1,351	\$0	\$1,371	\$0	\$1,400	\$0		\$0	FY11-Complete		\$250,030	
Total IRP Sites	37	MRSPP-6	0	Total MRSs	6	Five-Year Review Planned for Future																			

IRP Progress in FY10: Completed field investigations for Sites 4, and 9 and a d start site 21. Issues RODs for Sites 1 and 4. Completed MRP SIs, Refer to Page F-168.	MMRP Progress in FY10: Completed SIs Refer to Page F-168.
IRP Progress Planned for FY11-FY12: select remedy for Sites 9 and 21. Initiate RI for site 12. Implement LTM at sites 1/4. CComplete Skokie Pipe replacement Refer to Page F-168.	MMRP Progress Planned for FY11-FY12: Begin planning of lakefront and TSA range work Refer to Page F-168.

*CTC Delta Reason: C-TECH-Technical Issues, C-REG-Regulatory Issues, C-EST-Estimating Criteria

**Schedule Impact Reason: TECH-Technical, CONT-Contracting, PERS-Personnel, REG-Regulatory, FUND-Funding

Note: Totals reflect installation project funding allocated to individual sites and do not include program management and other support costs.

Table E-6 Status of Installations with FY11 to Completion Cost Estimate Greater Than \$10,000,000

DoD Component - Installation / FFID / NPL or Proposed NPL / BRAC Year / RAB / CTC Delta from FY09*																			
Phase	Completed		Underway		Future		FY10 Schedule Impact**		Costs Through FY10 (\$000)		FY10 Funds Obligated (\$000)		FY11 Execution Planned (\$000)		FY12 Planning Estimate (\$000)		Estimated Costs (\$000)		
	IRP	MMRP	IRP	MMRP	IRP	MMRP	IRP	MMRP	IRP	MMRP	IRP	MMRP	IRP	MMRP	IRP	MMRP	Fiscal Year	IRP	MMRP
	Sites (Actions)						IRP	MMRP	IRP	MMRP	IRP	MMRP	IRP	MMRP	IRP	MMRP			

Illinois

AIR FORCE - SCOTT AIR FORCE BASE / IL557182417700 / BRAC 2005 Realignment / C-TECH / C-REG / C-EST

IRP Sites and MRSs by Classification				Study	22	1	13	0	17	0			\$17,173	\$0	\$159	\$0	\$0	\$0	\$0	\$0	FY13	\$679	\$0
Response Complete	11	Response Complete	1	IRA	9(11)	0(0)	0(0)	0(0)					\$2,276	\$0	\$0	\$0	\$0	\$0	\$0	\$0	FY14	\$1,333	\$0
High	0	MRSPP-1	0	MRSPP-7	0	Design	1	0	18	0	1	0	\$2,317	\$0	\$0	\$0	\$0	\$0	\$0	\$0	FY15	\$1,332	\$0
Medium	8	MRSPP-2	0	MRSPP-8	0	RA-C	1	0	20	0	1	0	\$33,494	\$0	\$0	\$0	\$4,474	\$0	\$0	\$0	FY16	\$8,010	\$0
Low	15	MRSPP-3	0	Evaluation Pending	0	RA-O	0	0	1	0	22	0	\$462	\$0	\$172	\$0	\$194	\$0	\$497	\$0	FY11-Comp. IRP		\$34,575
Not Evaluated	17	MRSPP-4	0	No Known/Suspected	0	LTM	0	0	0	0	6	0	\$0	\$0	\$0	\$0	\$0	\$0	\$0	\$0	FY11-Comp. MMRP		\$0
Not Required	1	MRSPP-5	0	No Longer Required	1	IRP Final RC: FY 2038 MRS Final RC: FY 2005					Total	\$55,722	\$0	\$331	\$0	\$4,668	\$0	\$497	\$0	FY11-Complete		\$34,575	
Total IRP Sites	52	MRSPP-6	0	Total MRSs	1	Five-Year Review Planned for Future																	

IRP Progress in FY10: RA-O at SS06; Site Closeout @ RW020 (LLRW Site); ERPIMS/Geobase Support; and GEITA On-Site Support.

IRP Progress Planned for FY11-FY12: RA-O & 5-Yr Review at ST10 & SS-06; RA-C @ SS18; GEITA ERPIMS/Geobase Support; and GEITA On-Site Support.

MMRP Progress in FY10: Began the Mod CSE Phase I work awarded in FY09.

MMRP Progress Planned for FY11-FY12: Complete the CSE Phase II.

FORMERLY USED DEFENSE SITES - CAMP ELLIS MILITARY RESERVATION / IL59799F217300 / C-EST

IRP Sites and MRSs by Classification				Study	1	0	1	1	0	0			\$2,519	\$1,574	\$108	\$1	\$26	\$21	\$3	\$21	FY13	\$0	\$21
Response Complete	1	Response Complete	0	IRA	0(0)	1(1)	0(0)	0(0)					\$0	\$2	\$0	\$0	\$0	\$0	\$0	\$0	FY14	\$0	\$21
High	0	MRSPP-1	0	MRSPP-7	0	Design	1	0	0	1	1	0	\$1	\$126	\$0	\$0	\$0	\$0	\$0	\$0	FY15	\$0	\$1,249
Medium	1	MRSPP-2	0	MRSPP-8	0	RA-C	1	0	0	1	1	0	\$3	\$3,090	\$0	\$20	\$0	\$0	\$0	\$0	FY16	\$0	\$854
Low	0	MRSPP-3	0	Evaluation Pending	1	RA-O	0	0	0	0	0	0	\$0	\$0	\$0	\$0	\$0	\$0	\$0	\$0	FY11-Comp. IRP		\$521
Not Evaluated	0	MRSPP-4	0	No Known/Suspected	0	LTM	1	0	0	0	0	1	\$1	\$0	\$0	\$0	\$0	\$0	\$0	\$0	FY11-Comp. MMRP		\$17,862
Not Required	0	MRSPP-5	0	No Longer Required	0	IRP Final RC: FY 2014 MRS Final RC: FY 2024					Total	\$2,524	\$4,792	\$108	\$21	\$26	\$21	\$3	\$21	FY11-Complete		\$18,383	
Total IRP Sites	2	MRSPP-6	0	Total MRSs	1																		

IRP Progress in FY10: Completed EE/CA work.

IRP Progress Planned for FY11-FY12: Continue with RI/FS phase as funding is available.

MMRP Progress in FY10: Progress on MMRP SI work.

MMRP Progress Planned for FY11-FY12: Upon availability of funds MMRP actions shall address the areas still lacking geophysical survey (50 acres) assumed that 50 acres will be surveyed and anomalies flagged or GPS located to address later.

FORMERLY USED DEFENSE SITES - SANGAMON ORDNANCE PLANT / IL59799F221600 / C-TECH

IRP Sites and MRSs by Classification				Study	1	0	1	1	0	0			\$710	\$186	\$0	\$0	\$144	\$0	\$436	\$0	FY13	\$0	\$0
Response Complete	1	Response Complete	0	IRA	0(0)	0(0)	0(0)	0(0)					\$0	\$0	\$0	\$0	\$0	\$0	\$0	\$0	FY14	\$0	\$0
High	0	MRSPP-1	0	MRSPP-7	0	Design	1	0	0	0	1	1	\$43	\$0	\$0	\$0	\$0	\$0	\$0	\$0	FY15	\$0	\$0
Medium	1	MRSPP-2	0	MRSPP-8	0	RA-C	1	0	1	0	0	1	\$798	\$0	\$0	\$0	\$0	\$0	\$0	\$0	FY16	\$0	\$0
Low	0	MRSPP-3	0	Evaluation Pending	1	RA-O	0	0	0	0	0	0	\$0	\$0	\$0	\$0	\$0	\$0	\$0	\$0	FY11-Comp. IRP		\$1,537
Not Evaluated	0	MRSPP-4	0	No Known/Suspected	0	LTM	1	0	0	0	0	1	\$1	\$0	\$0	\$0	\$0	\$0	\$0	\$0	FY11-Comp. MMRP		\$13,497
Not Required	0	MRSPP-5	0	No Longer Required	0	IRP Final RC: FY 2019 MRS Final RC: FY 2030					Total	\$1,552	\$186	\$0	\$0	\$144	\$0	\$436	\$0	FY11-Complete		\$15,034	
Total IRP Sites	2	MRSPP-6	0	Total MRSs	1																		

IRP Progress in FY10: PA currently underway.

IRP Progress Planned for FY11-FY12: Once data is reviewed from PA, determination will be made for INPR initiation.

MMRP Progress in FY10: All progress was stopped due to GOCO PRP issues.

MMRP Progress Planned for FY11-FY12: We are continuing to process the PRP INPR for continued work at this site. Until the nature and extent of the metals and explosives contamination is understood, it is not practical to select a remediation strategy.

*CTC Delta Reason: C-TECH-Technical Issues, C-REG-Regulatory Issues, C-EST-Estimating Criteria

**Schedule Impact Reason: TECH-Technical, CONT-Contracting, PERS-Personnel, REG-Regulatory, FUND-Funding

Note: Totals reflect installation project funding allocated to individual sites and do not include program management and other support costs.

Table E-6 Status of Installations with FY11 to Completion Cost Estimate Greater Than \$10,000,000

DoD Component - Installation / FFID / NPL or Proposed NPL / BRAC Year / RAB / CTC Delta from FY09*																			
Phase	Completed		Underway		Future		FY10 Schedule Impact**		Costs Through FY10 (\$000)		FY10 Funds Obligated (\$000)		FY11 Execution Planned (\$000)		FY12 Planning Estimate (\$000)		Estimated Costs (\$000)		
	IRP	MMRP	IRP	MMRP	IRP	MMRP	IRP	MMRP	IRP	MMRP	IRP	MMRP	IRP	MMRP	IRP	MMRP	Fiscal Year	IRP	MMRP
	Sites (Actions)						IRP	MMRP	IRP	MMRP	IRP	MMRP	IRP	MMRP	IRP	MMRP			

Indiana

NAVY - CRANE NSWC / IN517002350000 / RAB / C-TECH

IRP Sites and MRSs by Classification				Study	24	6	11	1	1	1			\$36,104	\$639	\$2,017	\$0	\$1,184	\$0	\$765	\$0	FY13	\$3,924	\$103	
Response Complete	16	Response Complete	6	IRA	16(25)	0(0)	0(0)	0(0)					\$33,088	\$0	\$648	\$0	\$662	\$514	\$367	\$494	FY14	\$1,194	\$53	
High	2	MRSPP-1	0	MRSPP-7	0	Design	8	1	1	0	5	0	\$557	\$0	\$0	\$0	\$68	\$0	\$37	\$0	FY15	\$1,238	\$53	
Medium	9	MRSPP-2	0	MRSPP-8	1	RA-C	6	1	0	0	8	0	\$9,864	\$0	\$0	\$0	\$812	\$0	\$1,429	\$0	FY16	\$875	\$54	
Low	5	MRSPP-3	0	Evaluation Pending	5	RA-O	3	0	0	0	4	0	\$0	\$0	\$0	\$0	\$0	\$0	\$0	\$0	FY11-Comp. IRP		\$35,415	
Not Evaluated	1	MRSPP-4	0	No Known/Suspected	0	LTM	0	0	7	0	12	1	\$310	\$0	\$62	\$0	\$314	\$0	\$354	\$0	FY11-Comp. MMRP		\$2,623	
Not Required	3	MRSPP-5	0	No Longer Required	2	IRP Final RC: FY 2021 MRS Final RC: FY 2020						Total	\$79,923	\$639	\$2,727	\$0	\$3,040	\$514	\$2,952	\$494	FY11-Complete		\$38,038	
Total IRP Sites	36	MRSPP-6	0	Total MRSs	8	Five-Year Review Planned for Future																		

<p>IRP Progress in FY10: Work continues at SWMU 8, 9, 12. LTMs continue at 1, 2, 3, 10. Issued 4 new RFIs, CMIs for 1 site. SWMU 12 and 13 continue with IRAs. Starting several RFTs this spring/summer</p> <p>IRP Progress Planned for FY11-FY12: Continue, RFIs at SWMU 18, 32, 16, SI completions and LTM. SWMU 17 removal/remedial action is still up in the air. It needs to be made a priority we have already seen significant delays.</p>	<p>MMRP Progress in FY10: MRP SI work completed. Looks like water ranges are NFA however, 2 AOCs will require more work.</p> <p>MMRP Progress Planned for FY11-FY12: Funding dependent. Possible small removal at one AOC to reach NFA</p>
---	--

AIR FORCE - GRISSOM AIR FORCE BASE / IN557212447200 / BRAC 1991 / RAB / C-REG / C-EST

IRP Sites and MRSs by Classification				Study	40	5	0	0	0	0			\$12,793	\$0	\$0	\$0	\$0	\$0	\$0	\$0	FY13	\$2,749	\$6	
Response Complete	32	Response Complete	5	IRA	0(0)	0(0)	0(0)	0(0)					\$3,609	\$0	\$0	\$0	\$0	\$0	\$0	\$0	FY14	\$865	\$6	
High	0	MRSPP-1	0	MRSPP-7	0	Design	0	0	0	0	0	0	\$264	\$0	\$0	\$0	\$0	\$0	\$0	\$0	FY15	\$1,469	\$6	
Medium	1	MRSPP-2	0	MRSPP-8	0	RA-C	0	0	0	0	0	0	\$8,351	\$0	\$110	\$0	\$0	\$0	\$0	\$0	FY16	\$1,447	\$12	
Low	3	MRSPP-3	0	Evaluation Pending	0	RA-O	0	0	0	0	0	0	\$1,809	\$0	\$9	\$0	\$1,097	\$0	\$52	\$0	FY11-Comp. IRP		\$11,817	
Not Evaluated	0	MRSPP-4	0	No Known/Suspected	0	LTM	0	0	0	0	0	0	\$2,166	\$9	\$27	\$6	\$51	\$12	\$647	\$6	FY11-Comp. MMRP		\$216	
Not Required	4	MRSPP-5	0	No Longer Required	5	IRP Final RC: FY 2999 MRS Final RC: FY 2002						Total	\$28,992	\$9	\$146	\$6	\$1,148	\$12	\$699	\$6	FY11-Complete		\$12,033	
Total IRP Sites	40	MRSPP-6	0	Total MRSs	5	Five-Year Review Completed and Planned for Future																		

<p>IRP Progress in FY10: Refer to Page F-82.</p> <p>IRP Progress Planned for FY11-FY12: Refer to Page F-82.</p>	<p>MMRP Progress in FY10: Refer to Page F-82.</p> <p>MMRP Progress Planned for FY11-FY12: Refer to Page F-82.</p>
---	---

FORMERLY USED DEFENSE SITES - KINGSBURY ORDNANCE PLANT / IN59799F357000 / NPL / C-EST

IRP Sites and MRSs by Classification				Study	4	0	1	1	0	0			\$5,909	\$149	\$1,766	\$0	\$149	\$297	\$597	\$798	FY13	\$500	\$1,118
Response Complete	4	Response Complete	0	IRA	1(1)	1(1)	0(0)	0(0)					\$2,980	\$0	\$0	\$0	\$0	\$0	\$0	\$0	FY14	\$162	\$853
High	1	MRSPP-1	0	MRSPP-7	0	Design	1	0	1	1	0	0	\$140	\$65	\$0	\$0	\$0	\$0	\$0	\$0	FY15	\$543	\$0
Medium	0	MRSPP-2	0	MRSPP-8	0	RA-C	3	0	0	1	1	0	\$336	\$57	\$0	\$0	\$0	\$0	\$0	\$0	FY16	\$0	\$0
Low	0	MRSPP-3	0	Evaluation Pending	1	RA-O	0	0	0	0	0	0	\$0	\$0	\$0	\$0	\$0	\$0	\$0	\$0	FY11-Comp. IRP		\$6,377
Not Evaluated	0	MRSPP-4	0	No Known/Suspected	0	LTM	4	0	0	0	1	1	\$3	\$0	\$0	\$0	\$0	\$0	\$0	\$0	FY11-Comp. MMRP		\$23,224
Not Required	0	MRSPP-5	0	No Longer Required	0	IRP Final RC: FY 2014 MRS Final RC: FY 2027						Total	\$9,368	\$271	\$1,766	\$0	\$149	\$297	\$597	\$798	FY11-Complete		\$29,601
Total IRP Sites	5	MRSPP-6	0	Total MRSs	1																		

<p>IRP Progress in FY10: Award complete Scoping/planning phase for RI execution. Negotiated and awarded Execution phase. Field work initiated in FY10.</p> <p>IRP Progress Planned for FY11-FY12: Complete RI and initiate FS.</p>	<p>MMRP Progress in FY10: No progress reported.</p> <p>MMRP Progress Planned for FY11-FY12: If funds are available initiate remedial investigation phase work.</p>
--	--

*CTC Delta Reason: C-TECH-Technical Issues, C-REG-Regulatory Issues, C-EST-Estimating Criteria

**Schedule Impact Reason: TECH-Technical, CONT-Contracting, PERS-Personnel, REG-Regulatory, FUND-Funding

Note: Totals reflect installation project funding allocated to individual sites and do not include program management and other support costs.

Table E-6 Status of Installations with FY11 to Completion Cost Estimate Greater Than \$10,000,000

DoD Component - Installation / FFID / NPL or Proposed NPL / BRAC Year / RAB / CTC Delta from FY09*																			
Phase	Completed		Underway		Future		FY10 Schedule Impact**		Costs Through FY10 (\$000)		FY10 Funds Obligated (\$000)		FY11 Execution Planned (\$000)		FY12 Planning Estimate (\$000)		Estimated Costs (\$000)		
	IRP	MMRP	IRP	MMRP	IRP	MMRP	IRP	MMRP	IRP	MMRP	IRP	MMRP	IRP	MMRP	IRP	MMRP	Fiscal Year	IRP	MMRP
	Sites (Actions)						IRP	MMRP	IRP	MMRP	IRP	MMRP	IRP	MMRP	IRP	MMRP			

Iowa

ARMY - IOWA ARMY AMMUNITION PLANT / IA721382044500 / NPL / RAB / C-EST

IRP Sites and MRSs by Classification						Study	53	0	3	8	0	0			\$28,747	\$3,287	\$0	\$7	\$978	\$0	\$0	\$0	FY13	\$463	\$5,743
Response Complete	40	Response Complete	0			IRA	9(12)	0(0)	0(0)	0(0)					\$11,022	\$0	\$0	\$0	\$0	\$0	\$0	\$0	FY14	\$42	\$0
High	0	MRSPP-1	0	MRSPP-7	0	Design	29	0	0	0	2	4			\$9,397	\$0	\$0	\$0	\$0	\$0	\$164	\$149	FY15	\$0	\$0
Medium	2	MRSPP-2	0	MRSPP-8	0	RA-C	29	0	2	0	2	4			\$45,066	\$0	\$0	\$0	\$501	\$0	\$0	\$0	FY16	\$0	\$0
Low	0	MRSPP-3	2	Evaluation Pending	0	RA-O	0	0	12	0	1	0			\$2,869	\$0	\$1,978	\$0	\$25	\$0	\$534	\$0	FY11-Comp. IRP		\$16,910
Not Evaluated	3	MRSPP-4	0	No Known/Suspected	4	LTM	0	0	1	0	0	8			\$3,268	\$0	\$0	\$0	\$0	\$0	\$0	\$0	FY11-Comp. MMRP		\$7,972
Not Required	11	MRSPP-5	1	No Longer Required	0	IRP Final RC: FY 2047		MRS Final RC: FY 2013						Total	\$100,369	\$3,287	\$1,978	\$7	\$1,504	\$0	\$698	\$149	FY11-Complete		\$24,882
Total IRP Sites	56	MRSPP-6	1	Total MRSs	8	Five-Year Review Completed and Underway																			

IRP Progress Refer to Page F-90. in FY10:

IRP Progress Planned Refer to Page F-90. for FY11-FY12:

MMRP Progress Refer to Page F-90. in FY10:

MMRP Progress Planned Refer to Page F-90. for FY11-FY12:

*CTC Delta Reason: C-TECH-Technical Issues, C-REG-Regulatory Issues, C-EST-Estimating Criteria

**Schedule Impact Reason: TECH-Technical, CONT-Contracting, PERS-Personnel, REG-Regulatory, FUND-Funding

Note: Totals reflect installation project funding allocated to individual sites and do not include program management and other support costs.

Table E-6 Status of Installations with FY11 to Completion Cost Estimate Greater Than \$10,000,000

DoD Component - Installation / FFID / NPL or Proposed NPL / BRAC Year / RAB / CTC Delta from FY09*																																																																																																																																																																																																													
Phase		Completed		Underway		Future		FY10 Schedule Impact**		Costs Through FY10 (\$000)		FY10 Funds Obligated (\$000)		FY11 Execution Planned (\$000)		FY12 Planning Estimate (\$000)		Estimated Costs (\$000)																																																																																																																																																																																											
		IRP	MMRP	IRP	MMRP	IRP	MMRP	IRP	MMRP	IRP	MMRP	IRP	MMRP	IRP	MMRP	IRP	MMRP	Fiscal Year	IRP	MMRP																																																																																																																																																																																									
		Sites (Actions)						IRP	MMRP	IRP	MMRP	IRP	MMRP	IRP	MMRP	IRP	MMRP																																																																																																																																																																																												
Kansas																																																																																																																																																																																																													
ARMY - FORT LEAVENWORTH / KS721372049900 / C-REG																																																																																																																																																																																																													
<table border="1"> <thead> <tr> <th colspan="4">IRP Sites and MRSs by Classification</th> <th>Study</th> <th>71</th> <th>1</th> <th>1</th> <th>2</th> <th>0</th> <th>0</th> <th></th> <th></th> <th></th> <th></th> <th></th> <th></th> <th></th> <th></th> <th></th> <th></th> <th></th> <th></th> </tr> </thead> <tbody> <tr> <td>Response Complete</td> <td>68</td> <td>Response Complete</td> <td>1</td> <td>IRA</td> <td>3(4)</td> <td>0(0)</td> <td>0(0)</td> <td>1(1)</td> <td></td> <td></td> <td></td> <td></td> <td></td> <td></td> <td></td> <td></td> <td></td> <td></td> <td></td> <td></td> <td></td> <td></td> </tr> <tr> <td>High</td> <td>1</td> <td>MRSPP-1</td> <td>0</td> <td>MRSPP-7</td> <td>0</td> <td>Design</td> <td>28</td> <td>0</td> <td>0</td> <td>0</td> <td>1</td> <td>0</td> <td></td> <td></td> <td></td> <td></td> <td></td> <td></td> <td></td> <td></td> <td></td> <td></td> </tr> <tr> <td>Medium</td> <td>0</td> <td>MRSPP-2</td> <td>0</td> <td>MRSPP-8</td> <td>0</td> <td>RA-C</td> <td>41</td> <td>0</td> <td>1</td> <td>0</td> <td>1</td> <td>0</td> <td></td> <td></td> <td></td> <td></td> <td></td> <td></td> <td></td> <td></td> <td></td> <td></td> </tr> <tr> <td>Low</td> <td>1</td> <td>MRSPP-3</td> <td>1</td> <td>Evaluation Pending</td> <td>1</td> <td>RA-O</td> <td>0</td> <td>0</td> <td>2</td> <td>0</td> <td>0</td> <td>0</td> <td></td> <td></td> <td></td> <td></td> <td></td> <td></td> <td></td> <td></td> <td></td> <td></td> </tr> <tr> <td>Not Evaluated</td> <td>0</td> <td>MRSPP-4</td> <td>0</td> <td>No Known/Suspected</td> <td>0</td> <td>LTM</td> <td>1</td> <td>0</td> <td>11</td> <td>0</td> <td>2</td> <td>0</td> <td></td> <td></td> <td></td> <td></td> <td></td> <td></td> <td></td> <td></td> <td></td> <td></td> </tr> <tr> <td>Not Required</td> <td>2</td> <td>MRSPP-5</td> <td>0</td> <td>No Longer Required</td> <td>1</td> <td colspan="5">IRP Final RC: FY 2022 MRS Final RC: FY 2013</td> <td>Total</td> <td>\$36,749</td> <td>\$1,912</td> <td>\$2,004</td> <td>\$2</td> <td>\$119</td> <td>\$2,203</td> <td>\$4,866</td> <td>\$149</td> <td>FY11-Complete</td> <td>\$14,726</td> </tr> <tr> <td>Total IRP Sites</td> <td>72</td> <td>MRSPP-6</td> <td>0</td> <td>Total MRSs</td> <td>3</td> <td colspan="6">Five-Year Review Completed and Planned for Future</td> <td></td> <td></td> <td></td> <td></td> <td></td> <td></td> <td></td> <td></td> <td></td> <td></td> <td></td> </tr> </tbody> </table>																							IRP Sites and MRSs by Classification				Study	71	1	1	2	0	0													Response Complete	68	Response Complete	1	IRA	3(4)	0(0)	0(0)	1(1)															High	1	MRSPP-1	0	MRSPP-7	0	Design	28	0	0	0	1	0											Medium	0	MRSPP-2	0	MRSPP-8	0	RA-C	41	0	1	0	1	0											Low	1	MRSPP-3	1	Evaluation Pending	1	RA-O	0	0	2	0	0	0											Not Evaluated	0	MRSPP-4	0	No Known/Suspected	0	LTM	1	0	11	0	2	0											Not Required	2	MRSPP-5	0	No Longer Required	1	IRP Final RC: FY 2022 MRS Final RC: FY 2013					Total	\$36,749	\$1,912	\$2,004	\$2	\$119	\$2,203	\$4,866	\$149	FY11-Complete	\$14,726	Total IRP Sites	72	MRSPP-6	0	Total MRSs	3	Five-Year Review Completed and Planned for Future																
IRP Sites and MRSs by Classification				Study	71	1	1	2	0	0																																																																																																																																																																																																			
Response Complete	68	Response Complete	1	IRA	3(4)	0(0)	0(0)	1(1)																																																																																																																																																																																																					
High	1	MRSPP-1	0	MRSPP-7	0	Design	28	0	0	0	1	0																																																																																																																																																																																																	
Medium	0	MRSPP-2	0	MRSPP-8	0	RA-C	41	0	1	0	1	0																																																																																																																																																																																																	
Low	1	MRSPP-3	1	Evaluation Pending	1	RA-O	0	0	2	0	0	0																																																																																																																																																																																																	
Not Evaluated	0	MRSPP-4	0	No Known/Suspected	0	LTM	1	0	11	0	2	0																																																																																																																																																																																																	
Not Required	2	MRSPP-5	0	No Longer Required	1	IRP Final RC: FY 2022 MRS Final RC: FY 2013					Total	\$36,749	\$1,912	\$2,004	\$2	\$119	\$2,203	\$4,866	\$149	FY11-Complete	\$14,726																																																																																																																																																																																								
Total IRP Sites	72	MRSPP-6	0	Total MRSs	3	Five-Year Review Completed and Planned for Future																																																																																																																																																																																																							
<p>IRP Progress in FY10: Sites FTL-04, FTL-72, and FTL-001-R-01 (FTL-66) were part of the GPPR contract no. DACA45-02-C-0011 modification effective Sept. 30, 2008. Sites FTL-08, FTL-24, FTL-57, FTL-69, FTL-70, and FTL-71 completed the SoB phase. The corrective measures implementation-construction (CMI-(C)) is completed at FTL-08 and FTL-57. There is no further action (NFA) at FTL-24.</p> <p>IRP Progress Planned for FY11-FY12: Sites FTL-02 through FTL-08, FTL-11, FTL-20, FTL-24, FTL-30, FTL-57, FTL-60, FTL-65, FTL-69, FTL-70, and FTL-71 are RC. Sites FTL-10 and FTL-15 will remain remedied-in-place (RIP). Site FTL-04 has been reopened to remove landfill waste to achieve NFA; this work is being done due to development of the site. The LUCs will continue at sites FTL-02 through -08, -10, -15, -57, -69, -70, and -71.</p>											<p>MMRP Progress in FY10: No progress reported.</p> <p>MMRP Progress Planned for FY11-FY12: No actions planned.</p>																																																																																																																																																																																																		
AIR FORCE - MCCONNELL AIR FORCE BASE / KS757212414000 / BRAC 2005 Realignment / C-EST																																																																																																																																																																																																													
<table border="1"> <thead> <tr> <th colspan="4">IRP Sites and MRSs by Classification</th> <th>Study</th> <th>28</th> <th>1</th> <th>7</th> <th>5</th> <th>9</th> <th>0</th> <th></th> <th></th> <th></th> <th></th> <th></th> <th></th> <th></th> <th></th> <th></th> <th></th> <th></th> <th></th> </tr> </thead> <tbody> <tr> <td>Response Complete</td> <td>25</td> <td>Response Complete</td> <td>0</td> <td>IRA</td> <td>4(4)</td> <td>0(0)</td> <td>1(1)</td> <td>0(0)</td> <td></td> <td></td> <td></td> <td></td> <td></td> <td></td> <td></td> <td></td> <td></td> <td></td> <td></td> <td></td> <td></td> <td></td> </tr> <tr> <td>High</td> <td>0</td> <td>MRSPP-1</td> <td>0</td> <td>MRSPP-7</td> <td>0</td> <td>Design</td> <td>2</td> <td>0</td> <td>2</td> <td>0</td> <td>0</td> <td>4</td> <td></td> <td></td> <td></td> <td></td> <td></td> <td></td> <td></td> <td></td> <td></td> <td></td> </tr> <tr> <td>Medium</td> <td>1</td> <td>MRSPP-2</td> <td>0</td> <td>MRSPP-8</td> <td>0</td> <td>RA-C</td> <td>5</td> <td>0</td> <td>2</td> <td>0</td> <td>0</td> <td>5</td> <td></td> <td></td> <td></td> <td></td> <td></td> <td></td> <td></td> <td></td> <td></td> <td></td> </tr> <tr> <td>Low</td> <td>5</td> <td>MRSPP-3</td> <td>0</td> <td>Evaluation Pending</td> <td>6</td> <td>RA-O</td> <td>0</td> <td>0</td> <td>3</td> <td>0</td> <td>2</td> <td>0</td> <td></td> <td></td> <td></td> <td></td> <td></td> <td></td> <td></td> <td></td> <td></td> <td></td> </tr> <tr> <td>Not Evaluated</td> <td>10</td> <td>MRSPP-4</td> <td>0</td> <td>No Known/Suspected</td> <td>0</td> <td>LTM</td> <td>0</td> <td>0</td> <td>7</td> <td>0</td> <td>9</td> <td>5</td> <td></td> <td></td> <td></td> <td></td> <td></td> <td></td> <td></td> <td></td> <td></td> <td></td> </tr> <tr> <td>Not Required</td> <td>3</td> <td>MRSPP-5</td> <td>0</td> <td>No Longer Required</td> <td>0</td> <td colspan="5">IRP Final RC: FY 2021 MRS Final RC: FY 2014</td> <td>Total</td> <td>\$33,503</td> <td>\$10,303</td> <td>\$2,051</td> <td>\$0</td> <td>\$662</td> <td>\$389</td> <td>\$354</td> <td>\$0</td> <td>FY11-Complete</td> <td>\$19,443</td> </tr> <tr> <td>Total IRP Sites</td> <td>44</td> <td>MRSPP-6</td> <td>0</td> <td>Total MRSs</td> <td>6</td> <td colspan="6">Five-Year Review Completed and Planned for Future</td> <td></td> <td></td> <td></td> <td></td> <td></td> <td></td> <td></td> <td></td> <td></td> <td></td> <td></td> </tr> </tbody> </table>																							IRP Sites and MRSs by Classification				Study	28	1	7	5	9	0													Response Complete	25	Response Complete	0	IRA	4(4)	0(0)	1(1)	0(0)															High	0	MRSPP-1	0	MRSPP-7	0	Design	2	0	2	0	0	4											Medium	1	MRSPP-2	0	MRSPP-8	0	RA-C	5	0	2	0	0	5											Low	5	MRSPP-3	0	Evaluation Pending	6	RA-O	0	0	3	0	2	0											Not Evaluated	10	MRSPP-4	0	No Known/Suspected	0	LTM	0	0	7	0	9	5											Not Required	3	MRSPP-5	0	No Longer Required	0	IRP Final RC: FY 2021 MRS Final RC: FY 2014					Total	\$33,503	\$10,303	\$2,051	\$0	\$662	\$389	\$354	\$0	FY11-Complete	\$19,443	Total IRP Sites	44	MRSPP-6	0	Total MRSs	6	Five-Year Review Completed and Planned for Future																
IRP Sites and MRSs by Classification				Study	28	1	7	5	9	0																																																																																																																																																																																																			
Response Complete	25	Response Complete	0	IRA	4(4)	0(0)	1(1)	0(0)																																																																																																																																																																																																					
High	0	MRSPP-1	0	MRSPP-7	0	Design	2	0	2	0	0	4																																																																																																																																																																																																	
Medium	1	MRSPP-2	0	MRSPP-8	0	RA-C	5	0	2	0	0	5																																																																																																																																																																																																	
Low	5	MRSPP-3	0	Evaluation Pending	6	RA-O	0	0	3	0	2	0																																																																																																																																																																																																	
Not Evaluated	10	MRSPP-4	0	No Known/Suspected	0	LTM	0	0	7	0	9	5																																																																																																																																																																																																	
Not Required	3	MRSPP-5	0	No Longer Required	0	IRP Final RC: FY 2021 MRS Final RC: FY 2014					Total	\$33,503	\$10,303	\$2,051	\$0	\$662	\$389	\$354	\$0	FY11-Complete	\$19,443																																																																																																																																																																																								
Total IRP Sites	44	MRSPP-6	0	Total MRSs	6	Five-Year Review Completed and Planned for Future																																																																																																																																																																																																							
<p>IRP Progress in FY10: Site SS-29 ROD; GEITA Personnel; Site TU36 RFI, CMS, SOB; Extended LTM; SS-35 LTM; RA-O/LTM; Titan Site 17 Supplemental RI; and Land Use Control (LUC).</p> <p>IRP Progress Planned for FY11-FY12: LF-33 LTM; GEITA; SS-35 LTM; RA-O/LTM; and GW SAMPLING AT TITAN SITES.</p>											<p>MMRP Progress in FY10: Completed the draft final base-wide CSE Phase II Report. All MMRP Sites were scored under the MRSPP requirement.</p> <p>MMRP Progress Planned for FY11-FY12: Award and complete RI or EE/CA actions pending regulatory concurrence with the CSE Phase II.</p>																																																																																																																																																																																																		
FORMERLY USED DEFENSE SITES - GREAT BEND A-GRND GNRV R / KS79799F027900																																																																																																																																																																																																													
<table border="1"> <thead> <tr> <th colspan="4">IRP Sites and MRSs by Classification</th> <th>Study</th> <th>0</th> <th>0</th> <th>0</th> <th>1</th> <th>0</th> <th>0</th> <th></th> <th></th> <th></th> <th></th> <th></th> <th></th> <th></th> <th></th> <th></th> <th></th> <th></th> <th></th> </tr> </thead> <tbody> <tr> <td>Response Complete</td> <td>0</td> <td>Response Complete</td> <td>0</td> <td>IRA</td> <td>0(0)</td> <td>0(0)</td> <td>0(0)</td> <td>0(0)</td> <td></td> <td></td> <td></td> <td></td> <td></td> <td></td> <td></td> <td></td> <td></td> <td></td> <td></td> <td></td> <td></td> <td></td> </tr> <tr> <td>High</td> <td>0</td> <td>MRSPP-1</td> <td>0</td> <td>MRSPP-7</td> <td>0</td> <td>Design</td> <td>0</td> <td>0</td> <td>0</td> <td>0</td> <td>0</td> <td>1</td> <td></td> <td></td> <td></td> <td></td> <td></td> <td></td> <td></td> <td></td> <td></td> <td></td> </tr> <tr> <td>Medium</td> <td>0</td> <td>MRSPP-2</td> <td>0</td> <td>MRSPP-8</td> <td>0</td> <td>RA-C</td> <td>0</td> <td>0</td> <td>0</td> <td>0</td> <td>0</td> <td>1</td> <td></td> <td></td> <td></td> <td></td> <td></td> <td></td> <td></td> <td></td> <td></td> <td></td> </tr> <tr> <td>Low</td> <td>0</td> <td>MRSPP-3</td> <td>0</td> <td>Evaluation Pending</td> <td>1</td> <td>RA-O</td> <td>0</td> <td>0</td> <td>0</td> <td>0</td> <td>0</td> <td>0</td> <td></td> <td></td> <td></td> <td></td> <td></td> <td></td> <td></td> <td></td> <td></td> <td></td> </tr> <tr> <td>Not Evaluated</td> <td>0</td> <td>MRSPP-4</td> <td>0</td> <td>No Known/Suspected</td> <td>0</td> <td>LTM</td> <td>0</td> <td>0</td> <td>0</td> <td>0</td> <td>0</td> <td>1</td> <td></td> <td></td> <td></td> <td></td> <td></td> <td></td> <td></td> <td></td> <td></td> <td></td> </tr> <tr> <td>Not Required</td> <td>0</td> <td>MRSPP-5</td> <td>0</td> <td>No Longer Required</td> <td>0</td> <td colspan="5">IRP Final RC: FY - MRS Final RC: FY 2037</td> <td>Total</td> <td>\$0</td> <td>\$140</td> <td>\$0</td> <td>\$0</td> <td>\$0</td> <td>\$0</td> <td>\$0</td> <td>\$0</td> <td>\$0</td> <td>FY11-Complete</td> <td>\$18,177</td> </tr> <tr> <td>Total IRP Sites</td> <td>0</td> <td>MRSPP-6</td> <td>0</td> <td>Total MRSs</td> <td>1</td> <td colspan="6"></td> <td></td> <td></td> <td></td> <td></td> <td></td> <td></td> <td></td> <td></td> <td></td> <td></td> </tr> </tbody> </table>																							IRP Sites and MRSs by Classification				Study	0	0	0	1	0	0													Response Complete	0	Response Complete	0	IRA	0(0)	0(0)	0(0)	0(0)															High	0	MRSPP-1	0	MRSPP-7	0	Design	0	0	0	0	0	1											Medium	0	MRSPP-2	0	MRSPP-8	0	RA-C	0	0	0	0	0	1											Low	0	MRSPP-3	0	Evaluation Pending	1	RA-O	0	0	0	0	0	0											Not Evaluated	0	MRSPP-4	0	No Known/Suspected	0	LTM	0	0	0	0	0	1											Not Required	0	MRSPP-5	0	No Longer Required	0	IRP Final RC: FY - MRS Final RC: FY 2037					Total	\$0	\$140	\$0	\$0	\$0	\$0	\$0	\$0	\$0	FY11-Complete	\$18,177	Total IRP Sites	0	MRSPP-6	0	Total MRSs	1																
IRP Sites and MRSs by Classification				Study	0	0	0	1	0	0																																																																																																																																																																																																			
Response Complete	0	Response Complete	0	IRA	0(0)	0(0)	0(0)	0(0)																																																																																																																																																																																																					
High	0	MRSPP-1	0	MRSPP-7	0	Design	0	0	0	0	0	1																																																																																																																																																																																																	
Medium	0	MRSPP-2	0	MRSPP-8	0	RA-C	0	0	0	0	0	1																																																																																																																																																																																																	
Low	0	MRSPP-3	0	Evaluation Pending	1	RA-O	0	0	0	0	0	0																																																																																																																																																																																																	
Not Evaluated	0	MRSPP-4	0	No Known/Suspected	0	LTM	0	0	0	0	0	1																																																																																																																																																																																																	
Not Required	0	MRSPP-5	0	No Longer Required	0	IRP Final RC: FY - MRS Final RC: FY 2037					Total	\$0	\$140	\$0	\$0	\$0	\$0	\$0	\$0	\$0	FY11-Complete	\$18,177																																																																																																																																																																																							
Total IRP Sites	0	MRSPP-6	0	Total MRSs	1																																																																																																																																																																																																								
<p>IRP Progress in FY10: No IRP sites identified.</p> <p>IRP Progress Planned for FY11-FY12: No IRP sites identified.</p>											<p>MMRP Progress in FY10: No progress reported.</p> <p>MMRP Progress Planned for FY11-FY12: No actions planned.</p>																																																																																																																																																																																																		

*CTC Delta Reason: C-TECH-Technical Issues, C-REG-Regulatory Issues, C-EST-Estimating Criteria

**Schedule Impact Reason: TECH-Technical, CONT-Contracting, PERS-Personnel, REG-Regulatory, FUND-Funding

Note: Totals reflect installation project funding allocated to individual sites and do not include program management and other support costs.

Table E-6 Status of Installations with FY11 to Completion Cost Estimate Greater Than \$10,000,000

DoD Component - Installation / FFID / NPL or Proposed NPL / BRAC Year / RAB / CTC Delta from FY09*																							
Phase	Completed		Underway		Future		FY10 Schedule Impact**		Costs Through FY10 (\$000)		FY10 Funds Obligated (\$000)		FY11 Execution Planned (\$000)		FY12 Planning Estimate (\$000)		Estimated Costs (\$000)						
	IRP	MMRP	IRP	MMRP	IRP	MMRP	IRP	MMRP	IRP	MMRP	IRP	MMRP	IRP	MMRP	IRP	MMRP	Fiscal Year	IRP	MMRP				
	Sites (Actions)																IRP	MMRP	IRP	MMRP	IRP	MMRP	IRP

Kansas

FORMERLY USED DEFENSE SITES - SCHILLING AFB / KS79799F093200 / RAB / C-EST

IRP Sites and MRSs by Classification				Study	4	0	0	2	0	0			\$18,579	\$734	\$17	\$112	\$21	\$680	\$0	\$0	FY13	\$59	\$0
Response Complete	3	Response Complete	0	IRA	0(0)	0(0)	0(0)	0(0)					\$0	\$0	\$0	\$0	\$0	\$0	\$0	\$0	FY14	\$59	\$0
High	0	MRSPP-1	0	MRSPP-7	0	Design	2	0	0	0	2		\$1,068	\$0	\$0	\$0	\$0	\$0	\$0	\$0	FY15	\$59	\$0
Medium	0	MRSPP-2	0	MRSPP-8	0	RA-C	2	0	1	0	2		\$9,798	\$0	\$14	\$0	\$21	\$0	\$0	\$0	FY16	\$59	\$0
Low	0	MRSPP-3	0	Evaluation Pending	2	RA-O	0	0	0	0	0		\$0	\$0	\$0	\$0	\$0	\$0	\$0	\$0	FY11-Comp. IRP		\$278
Not Evaluated	0	MRSPP-4	0	No Known/Suspected	0	LTM	1	0	0	0	2		\$1	\$0	\$0	\$0	\$0	\$0	\$0	\$0	FY11-Comp. MMRP		\$15,173
Not Required	1	MRSPP-5	0	No Longer Required	0	IRP Final RC: FY 2010 MRS Final RC: FY 2041					Total	\$29,446	\$734	\$31	\$112	\$42	\$680	\$0	\$0	FY11-Complete		\$15,451	
Total IRP Sites	4	MRSPP-6	0	Total MRSs	2																		

IRP Progress in FY10: Ongoing sampling of private water supply wells.

IRP Progress Planned for FY11-FY12: Continue private water supply well sampling.

MMRP Progress in FY10: Continued execution of CWM SI. Draft SI report submitted for review.

MMRP Progress Planned for FY11-FY12: Complete the SI and initiate a Remedial Investigation.

FORMERLY USED DEFENSE SITES - SCHILLING AFB FAC S-12 / KS79799F031400

IRP Sites and MRSs by Classification				Study	0	0	1	0	0	0			\$149	\$0	\$19	\$0	\$100	\$0	\$0	\$0	FY13	\$277	\$0
Response Complete	0	Response Complete	0	IRA	0(0)	0(0)	0(0)	0(0)					\$0	\$0	\$0	\$0	\$0	\$0	\$0	\$0	FY14	\$16	\$0
High	0	MRSPP-1	0	MRSPP-7	0	Design	0	0	1	0	0		\$0	\$0	\$0	\$0	\$0	\$0	\$0	\$0	FY15	\$146	\$0
Medium	1	MRSPP-2	0	MRSPP-8	0	RA-C	0	0	0	0	1		\$0	\$0	\$0	\$0	\$0	\$0	\$0	\$0	FY16	\$111	\$0
Low	0	MRSPP-3	0	Evaluation Pending	0	RA-O	0	0	0	0	1		\$0	\$0	\$0	\$0	\$0	\$0	\$0	\$0	FY11-Comp. IRP		\$10,929
Not Evaluated	0	MRSPP-4	0	No Known/Suspected	0	LTM	0	0	0	0	1		\$0	\$0	\$0	\$0	\$0	\$0	\$0	\$0	FY11-Comp. MMRP		\$0
Not Required	0	MRSPP-5	0	No Longer Required	0	IRP Final RC: FY 2018 MRS Final RC: FY -					Total	\$149	\$0	\$19	\$0	\$100	\$0	\$0	\$0	\$0	FY11-Complete		\$10,929
Total IRP Sites	1	MRSPP-6	0	Total MRSs	0																		

IRP Progress in FY10: Initiated work on a Site Inspection in 4th Qtr. Executed a Technical Project Planning meeting with the State and EPA.

IRP Progress Planned for FY11-FY12: Execute a Site Inspection and begin work on a Remedial Investigation if warranted by the findings of the Site Inspection.

MMRP Progress in FY10: No MMRP sites identified.

MMRP Progress Planned for FY11-FY12: No MMRP sites identified.

FORMERLY USED DEFENSE SITES - SCHILLING AFB FAC S-8 / KS79799F031000

IRP Sites and MRSs by Classification				Study	1	0	1	0	0	0			\$57	\$0	\$33	\$0	\$140	\$0	\$0	\$0	FY13	\$277	\$0
Response Complete	1	Response Complete	0	IRA	0(0)	0(0)	0(0)	0(0)					\$0	\$0	\$0	\$0	\$0	\$0	\$0	\$0	FY14	\$3	\$0
High	0	MRSPP-1	0	MRSPP-7	0	Design	1	0	0	0	1		\$10	\$0	\$0	\$0	\$0	\$0	\$0	\$0	FY15	\$1,088	\$0
Medium	0	MRSPP-2	0	MRSPP-8	0	RA-C	1	0	0	0	1		\$27	\$0	\$0	\$0	\$0	\$0	\$0	\$0	FY16	\$2,924	\$0
Low	1	MRSPP-3	0	Evaluation Pending	0	RA-O	0	0	0	0	1		\$0	\$0	\$0	\$0	\$0	\$0	\$0	\$0	FY11-Comp. IRP		\$11,528
Not Evaluated	0	MRSPP-4	0	No Known/Suspected	0	LTM	1	0	0	0	1		\$4	\$0	\$0	\$0	\$0	\$0	\$0	\$0	FY11-Comp. MMRP		\$0
Not Required	0	MRSPP-5	0	No Longer Required	0	IRP Final RC: FY 2019 MRS Final RC: FY -					Total	\$98	\$0	\$33	\$0	\$140	\$0	\$0	\$0	\$0	FY11-Complete		\$11,528
Total IRP Sites	2	MRSPP-6	0	Total MRSs	0																		

IRP Progress in FY10: Initiated work on a Site Inspection in 4th Qtr. Executed a Technical Project Planning meeting with the State and EPA.

IRP Progress Planned for FY11-FY12: Execute a Site Inspection and begin work on a Remedial Investigation if warranted by the findings of the Site Inspection.

MMRP Progress in FY10: No MMRP sites identified.

MMRP Progress Planned for FY11-FY12: No MMRP sites identified.

*CTC Delta Reason: C-TECH-Technical Issues, C-REG-Regulatory Issues, C-EST-Estimating Criteria

**Schedule Impact Reason: TECH-Technical, CONT-Contracting, PERS-Personnel, REG-Regulatory, FUND-Funding

Note: Totals reflect installation project funding allocated to individual sites and do not include program management and other support costs.

Table E-6 Status of Installations with FY11 to Completion Cost Estimate Greater Than \$10,000,000

DoD Component - Installation / FFID / NPL or Proposed NPL / BRAC Year / RAB / CTC Delta from FY09*																			
Phase	Completed		Underway		Future		FY10 Schedule Impact**		Costs Through FY10 (\$000)		FY10 Funds Obligated (\$000)		FY11 Execution Planned (\$000)		FY12 Planning Estimate (\$000)		Estimated Costs (\$000)		
	IRP	MMRP	IRP	MMRP	IRP	MMRP	IRP	MMRP	IRP	MMRP	IRP	MMRP	IRP	MMRP	IRP	MMRP	Fiscal Year	IRP	MMRP
	Sites (Actions)						IRP	MMRP	IRP	MMRP	IRP	MMRP	IRP	MMRP	IRP	MMRP			

Louisiana

ARMY - FORT POLK / LA621402071600

IRP Sites and MRSs by Classification				Study	27	8	7	3	0	0			\$9,866	\$1,367	\$794	\$1,012	\$359	\$0	\$0	\$0	FY13	\$954	\$151
Response Complete	23	Response Complete	8	IRA	4(6)	0(0)	0(0)	0(0)					\$5,405	\$0	\$0	\$0	\$313	\$0	\$0	\$0	FY14	\$909	\$145
High	0	MRSPP-1	0	MRSPP-7	0	Design	7	0	1	0	3	3	\$380	\$0	\$0	\$0	\$81	\$120	\$0	\$0	FY15	\$834	\$148
Medium	0	MRSPP-2	0	MRSPP-8	0	RA-C	7	0	1	0	4	3	\$9,827	\$0	\$0	\$0	\$0	\$0	\$3,271	\$1,717	FY16	\$810	\$151
Low	0	MRSPP-3	0	Evaluation Pending	0	RA-O	1	0	2	0	5	3	\$275	\$0	\$47	\$0	\$144	\$0	\$146	\$0	FY11-Comp. IRP		\$13,342
Not Evaluated	9	MRSPP-4	0	No Known/Suspected	0	LTM	1	0	2	0	11	3	\$2,762	\$0	\$288	\$0	\$276	\$0	\$285	\$0	FY11-Comp. MMRP		\$3,078
Not Required	2	MRSPP-5	3	No Longer Required	8	IRP Final RC: FY 2017 MRS Final RC: FY 2017						Total	\$28,515	\$1,367	\$1,129	\$1,012	\$1,173	\$120	\$3,702	\$1,717	FY11-Complete		\$16,420
Total IRP Sites	34	MRSPP-6	0	Total MRSs	11	Five-Year Review Completed and Planned for Future																	

IRP Progress in FY10: No progress reported.

IRP Progress Planned for FY11-FY12: No actions planned.

MMRP Progress in FY10: No progress reported.

MMRP Progress Planned for FY11-FY12: No actions planned.

AIR FORCE - BARKSDALE AIR FORCE BASE / LA657212405000 / BRAC 2005 Realignment / RAB / C-EST

IRP Sites and MRSs by Classification				Study	38	15	10	12	26	0			\$9,723	\$6,203	\$0	\$0	\$0	\$2,752	\$0	\$1,090	FY13	\$1,244	\$1,637
Response Complete	33	Response Complete	10	IRA	11(15)	0(0)	7(7)	0(0)					\$10,985	\$107	\$327	\$107	\$0	\$53	\$0	\$0	FY14	\$980	\$944
High	0	MRSPP-1	0	MRSPP-7	0	Design	4	0	0	0	10	12	\$261	\$0	\$0	\$0	\$822	\$0	\$0	\$737	FY15	\$12,143	\$118
Medium	0	MRSPP-2	0	MRSPP-8	0	RA-C	4	0	0	0	10	12	\$2,265	\$0	\$0	\$0	\$0	\$0	\$2,935	\$8,269	FY16	\$909	\$106
Low	6	MRSPP-3	0	Evaluation Pending	17	RA-O	8	0	4	0	7	12	\$5,163	\$0	\$0	\$0	\$0	\$0	\$492	\$0	FY11-Comp. IRP		\$20,982
Not Evaluated	31	MRSPP-4	0	No Known/Suspected	0	LTM	20	0	1	0	2	12	\$4,560	\$0	\$0	\$0	\$0	\$0	\$0	\$0	FY11-Comp. MMRP		\$17,152
Not Required	4	MRSPP-5	0	No Longer Required	10	IRP Final RC: FY 2019 MRS Final RC: FY 2014						Total	\$32,957	\$6,310	\$327	\$107	\$822	\$2,805	\$3,427	\$10,096	FY11-Complete		\$38,134
Total IRP Sites	74	MRSPP-6	0	Total MRSs	27	Five-Year Review Planned for Future																	

IRP Progress in FY10: A project closeout was initiated for Site RW-48 along with an interim remedial action at Site PR-052.

IRP Progress Planned for FY11-FY12: Remedial Design is planned for 5 sites at this location.

MMRP Progress in FY10: Completed the draft final base-wide CSE Phase II Report. All MMRP Sites were scored under the MRSPP requirement.

MMRP Progress Planned for FY11-FY12: Award and complete the RI or EE/CA actions.

FORMERLY USED DEFENSE SITES - BREEZY HILL ARTLY RG / LA69799F013600

IRP Sites and MRSs by Classification				Study	0	0	0	1	0	0			\$0	\$585	\$0	\$0	\$0	\$0	\$0	\$0	FY13	\$0	\$0
Response Complete	0	Response Complete	0	IRA	0(0)	0(0)	0(0)	1(1)					FUND	\$0	\$50	\$0	\$50	\$0	\$0	\$0	FY14	\$0	\$0
High	0	MRSPP-1	0	MRSPP-7	0	Design	0	0	0	0	0	1	\$0	\$0	\$0	\$0	\$0	\$0	\$0	\$0	FY15	\$0	\$0
Medium	0	MRSPP-2	0	MRSPP-8	0	RA-C	0	0	0	0	0	1	\$0	\$0	\$0	\$0	\$0	\$0	\$0	\$0	FY16	\$0	\$0
Low	0	MRSPP-3	0	Evaluation Pending	1	RA-O	0	0	0	0	0	0	\$0	\$0	\$0	\$0	\$0	\$0	\$0	\$0	FY11-Comp. IRP		\$0
Not Evaluated	0	MRSPP-4	0	No Known/Suspected	0	LTM	0	0	0	0	0	1	\$0	\$0	\$0	\$0	\$0	\$0	\$0	\$0	FY11-Comp. MMRP		\$28,940
Not Required	0	MRSPP-5	0	No Longer Required	0	IRP Final RC: FY - MRS Final RC: FY 2051						Total	\$0	\$635	\$0	\$50	\$0	\$0	\$0	\$0	FY11-Complete		\$28,940
Total IRP Sites	0	MRSPP-6	0	Total MRSs	1																		

IRP Progress in FY10: No IRP sites identified.

IRP Progress Planned for FY11-FY12: No IRP sites identified.

MMRP Progress in FY10: USACE Fort Worth decided a time critical removal action is necessary to protect human health and the environment from MEC. Scoping for that action was initiated in Sept 2010.

MMRP Progress Planned for FY11-FY12: Award contract for a Time Critical Removal Action and complete same.

*CTC Delta Reason: C-TECH-Technical Issues, C-REG-Regulatory Issues, C-EST-Estimating Criteria

**Schedule Impact Reason: TECH-Technical, CONT-Contracting, PERS-Personnel, REG-Regulatory, FUND-Funding

Note: Totals reflect installation project funding allocated to individual sites and do not include program management and other support costs.

Table E-6 Status of Installations with FY11 to Completion Cost Estimate Greater Than \$10,000,000

DoD Component - Installation / FFID / NPL or Proposed NPL / BRAC Year / RAB / CTC Delta from FY09*																					
Phase	Completed		Underway		Future		FY10 Schedule Impact**		Costs Through FY10 (\$000)		FY10 Funds Obligated (\$000)		FY11 Execution Planned (\$000)		FY12 Planning Estimate (\$000)		Estimated Costs (\$000)				
	IRP	MMRP	IRP	MMRP	IRP	MMRP	IRP	MMRP	IRP	MMRP	IRP	MMRP	IRP	MMRP	IRP	MMRP	Fiscal Year	IRP	MMRP		
	Sites (Actions)						IRP	MMRP	IRP	MMRP	IRP	MMRP	IRP	MMRP	IRP	MMRP					

Louisiana

FORMERLY USED DEFENSE SITES - CAMP CLAIBORNE / LA69799F013400

IRP Sites and MRSs by Classification				Study	2	0	0	1	0	0	0	TECH	TECH	\$488	\$2,217	\$0	\$19	\$0	\$104	\$0	\$268	FY13	\$0	\$0		
Response Complete	2	Response Complete	0	IRA	1(1)	1(1)	0(0)	0(0)						\$1,109	\$0	\$0	\$0	\$0	\$0	\$0	\$0	FY14	\$0	\$0		
High	0	MRSPP-1	0	MRSPP-7	0	Design	1	0	0	0	0	1		\$310	\$0	\$0	\$0	\$0	\$0	\$0	\$0	FY15	\$0	\$0		
Medium	0	MRSPP-2	0	MRSPP-8	0	RA-C	1	0	0	1	0	0		\$2,256	\$7,411	\$0	\$0	\$0	\$0	\$0	\$0	FY16	\$0	\$0		
Low	0	MRSPP-3	0	Evaluation Pending	1	RA-O	0	0	0	0	0	0		\$0	\$0	\$0	\$0	\$0	\$0	\$0	\$0	FY11-Comp. IRP		\$0		
Not Evaluated	0	MRSPP-4	0	No Known/Suspected	0	LTM	0	0	0	0	0	1		\$0	\$0	\$0	\$0	\$0	\$0	\$0	\$0	FY11-Comp. MMRP		\$10,129		
Not Required	0	MRSPP-5	0	No Longer Required	0	IRP Final RC: FY 2007 MRS Final RC: FY 2069						Total	\$4,163	\$9,628	\$0	\$19	\$0	\$104	\$0	\$268	\$0	\$268	FY11-Complete		\$10,129	
Total IRP Sites	2	MRSPP-6	0	Total MRSs	1	Five-Year Review Planned for Future																				

IRP Progress in FY10: No progress reported.	MMRP Progress in FY10: RI/FS work plan revised to address MEC safety issues.
IRP Progress Planned for FY11-FY12: No actions planned.	MMRP Progress Planned for FY11-FY12: Complete RI/FS field work and write report.

FORMERLY USED DEFENSE SITES - CAMP LIVINGSTON / LA69799F013500

IRP Sites and MRSs by Classification				Study	1	0	0	1	1	0			\$13	\$355	\$0	\$0	\$0	\$0	\$0	\$0	\$0	\$0	FY13	\$0	\$0		
Response Complete	1	Response Complete	0	IRA	0(0)	0(0)	0(0)	0(0)						\$0	\$0	\$0	\$0	\$0	\$0	\$0	\$0	FY14	\$0	\$0			
High	0	MRSPP-1	0	MRSPP-7	0	Design	2	0	0	0	0	1		\$502	\$0	\$0	\$0	\$0	\$0	\$0	\$0	FY15	\$0	\$0			
Medium	0	MRSPP-2	0	MRSPP-8	0	RA-C	1	0	1	0	0	1		\$595	\$0	\$0	\$0	\$0	\$0	\$0	\$0	FY16	\$0	\$0			
Low	0	MRSPP-3	0	Evaluation Pending	1	RA-O	0	0	0	0	0	0		\$0	\$0	\$0	\$0	\$0	\$0	\$0	\$0	FY11-Comp. IRP		\$6,938			
Not Evaluated	0	MRSPP-4	0	No Known/Suspected	0	LTM	0	0	0	0	0	1		\$0	\$0	\$0	\$0	\$0	\$0	\$0	\$0	FY11-Comp. MMRP		\$36,128			
Not Required	1	MRSPP-5	0	No Longer Required	0	IRP Final RC: FY 2067 MRS Final RC: FY 2055						Total	\$1,110	\$355	\$0	\$0	\$0	\$0	\$0	\$0	\$0	\$0	\$0	\$0	FY11-Complete		\$43,066
Total IRP Sites	2	MRSPP-6	0	Total MRSs	1																						

IRP Progress in FY10: No progress reported.	MMRP Progress in FY10: No progress reported.
IRP Progress Planned for FY11-FY12: No actions planned.	MMRP Progress Planned for FY11-FY12: No actions planned.

FORMERLY USED DEFENSE SITES - HAMMOND BOMBING RANGE / LA69799F803900

IRP Sites and MRSs by Classification				Study	0	0	0	1	0	0			\$0	\$256	\$0	\$0	\$0	\$0	\$0	\$0	\$0	\$0	FY13	\$0	\$0		
Response Complete	0	Response Complete	0	IRA	0(0)	0(0)	0(0)	0(0)						\$0	\$0	\$0	\$0	\$0	\$0	\$0	\$0	FY14	\$0	\$0			
High	0	MRSPP-1	0	MRSPP-7	0	Design	0	0	0	0	0	1		\$0	\$0	\$0	\$0	\$0	\$0	\$0	\$0	FY15	\$0	\$0			
Medium	0	MRSPP-2	0	MRSPP-8	0	RA-C	0	0	0	0	0	1		\$0	\$0	\$0	\$0	\$0	\$0	\$0	\$0	FY16	\$0	\$0			
Low	0	MRSPP-3	0	Evaluation Pending	1	RA-O	0	0	0	0	0	0		\$0	\$0	\$0	\$0	\$0	\$0	\$0	\$0	FY11-Comp. IRP		\$0			
Not Evaluated	0	MRSPP-4	0	No Known/Suspected	0	LTM	0	0	0	0	0	1		\$0	\$0	\$0	\$0	\$0	\$0	\$0	\$0	FY11-Comp. MMRP		\$17,370			
Not Required	0	MRSPP-5	0	No Longer Required	0	IRP Final RC: FY - MRS Final RC: FY 2074						Total	\$0	\$256	\$0	\$0	\$0	\$0	\$0	\$0	\$0	\$0	\$0	\$0	FY11-Complete		\$17,370
Total IRP Sites	0	MRSPP-6	0	Total MRSs	1																						

IRP Progress in FY10: No IRP sites identified.	MMRP Progress in FY10: No progress reported.
IRP Progress Planned for FY11-FY12: No IRP sites identified.	MMRP Progress Planned for FY11-FY12: No actions planned.

*CTC Delta Reason: C-TECH-Technical Issues, C-REG-Regulatory Issues, C-EST-Estimating Criteria

**Schedule Impact Reason: TECH-Technical, CONT-Contracting, PERS-Personnel, REG-Regulatory, FUND-Funding

Note: Totals reflect installation project funding allocated to individual sites and do not include program management and other support costs.

Table E-6 Status of Installations with FY11 to Completion Cost Estimate Greater Than \$10,000,000

DoD Component - Installation / FFID / NPL or Proposed NPL / BRAC Year / RAB / CTC Delta from FY09*																			
Phase	Completed		Underway		Future		FY10 Schedule Impact**		Costs Through FY10 (\$000)		FY10 Funds Obligated (\$000)		FY11 Execution Planned (\$000)		FY12 Planning Estimate (\$000)		Estimated Costs (\$000)		
	IRP	MMRP	IRP	MMRP	IRP	MMRP	IRP	MMRP	IRP	MMRP	IRP	MMRP	IRP	MMRP	IRP	MMRP	Fiscal Year	IRP	MMRP
	Sites (Actions)						IRP	MMRP	IRP	MMRP	IRP	MMRP	IRP	MMRP	IRP	MMRP			

Maine

AIR FORCE - LORING AFB / ME157002452200 / NPL / BRAC 1991 / RAB / C-EST

IRP Sites and MRSs by Classification				Study	64	8	0	0	0	0			\$18,940	\$0	\$0	\$0	\$0	\$0	\$0	FY13	\$0	\$0	
Response Complete	53	Response Complete	8	IRA	33(37)	0(0)	0(0)	0(0)					\$6,322	\$0	\$0	\$0	\$0	\$0	\$0	FY14	\$0	\$0	
High	0	MRSPP-1	0	MRSPP-7	0	Design	11	0	0	0	0	0	\$3,727	\$0	\$0	\$0	\$0	\$0	\$0	FY15	\$0	\$0	
Medium	0	MRSPP-2	0	MRSPP-8	0	RA-C	14	1	0	0	0	0	\$68,927	\$0	\$0	\$0	\$0	\$0	\$0	FY16	\$0	\$0	
Low	0	MRSPP-3	0	Evaluation Pending	0	RA-O	9	0	11	0	0	0	\$38,790	\$0	\$0	\$0	\$0	\$0	\$3,694	FY11-Comp. IRP		\$17,402	
Not Evaluated	0	MRSPP-4	0	No Known/Suspected	0	LTM	1	0	11	0	0	0	\$4,482	\$0	\$0	\$0	\$0	\$0	\$2,260	FY11-Comp. MMRP		\$0	
Not Required	11	MRSPP-5	0	No Longer Required	8	IRP Final RC: FY 2999 MRS Final RC: FY 1999						Total	\$141,188	\$0	\$0	\$0	\$0	\$0	\$5,954	FY11-Complete		\$17,402	
Total IRP Sites	64	MRSPP-6	0	Total MRSs	8	Five-Year Review Completed and Planned for Future																	

IRP Progress Refer to Page F-106.
in FY10:

IRP Progress Planned Refer to Page F-106.
for FY11-FY12:

MMRP Progress Refer to Page F-106.
in FY10:

MMRP Progress Planned Refer to Page F-106.
for FY11-FY12:

FORMERLY USED DEFENSE SITES - DEBLOIS PREC BOMB RNG / ME19799F207400

IRP Sites and MRSs by Classification				Study	0	0	0	1	0	0			\$0	\$186	\$0	\$0	\$0	\$0	\$0	FY13	\$0	\$0
Response Complete	0	Response Complete	0	IRA	0(0)	0(0)	0(0)	0(0)					\$0	\$0	\$0	\$0	\$0	\$0	\$0	FY14	\$0	\$0
High	0	MRSPP-1	0	MRSPP-7	0	Design	0	0	0	0	1		\$0	\$0	\$0	\$0	\$0	\$0	\$0	FY15	\$0	\$0
Medium	0	MRSPP-2	0	MRSPP-8	0	RA-C	0	0	0	0	1		\$0	\$0	\$0	\$0	\$0	\$0	\$0	FY16	\$0	\$0
Low	0	MRSPP-3	0	Evaluation Pending	1	RA-O	0	0	0	0	0		\$0	\$0	\$0	\$0	\$0	\$0	\$0	FY11-Comp. IRP		\$0
Not Evaluated	0	MRSPP-4	0	No Known/Suspected	0	LTM	0	0	0	0	1		\$0	\$0	\$0	\$0	\$0	\$0	\$0	FY11-Comp. MMRP		\$10,741
Not Required	0	MRSPP-5	0	No Longer Required	0	IRP Final RC: FY - MRS Final RC: FY 2048						Total	\$0	\$186	\$0	\$0	\$0	\$0	\$0	FY11-Complete		\$10,741
Total IRP Sites	0	MRSPP-6	0	Total MRSs	1																	

IRP Progress No IRP sites identified.
in FY10:

IRP Progress Planned No IRP sites identified.
for FY11-FY12:

MMRP Progress No work conducted.
in FY10:

MMRP Progress Planned Future work is dependent upon the availability of funding. No work is currently planned.
for FY11-FY12:

FORMERLY USED DEFENSE SITES - DOW PREC BMBG RNG / ME19799F199800

IRP Sites and MRSs by Classification				Study	0	0	0	1	0	0			\$0	\$171	\$0	\$5	\$0	\$0	\$0	FY13	\$0	\$0
Response Complete	0	Response Complete	0	IRA	0(0)	0(0)	0(0)	0(0)					\$0	\$0	\$0	\$0	\$0	\$0	\$0	FY14	\$0	\$0
High	0	MRSPP-1	0	MRSPP-7	0	Design	0	0	0	0	1		\$0	\$0	\$0	\$0	\$0	\$0	\$0	FY15	\$0	\$0
Medium	0	MRSPP-2	0	MRSPP-8	0	RA-C	0	0	0	0	1		\$0	\$0	\$0	\$0	\$0	\$0	\$0	FY16	\$0	\$0
Low	0	MRSPP-3	0	Evaluation Pending	1	RA-O	0	0	0	0	0		\$0	\$0	\$0	\$0	\$0	\$0	\$0	FY11-Comp. IRP		\$0
Not Evaluated	0	MRSPP-4	0	No Known/Suspected	0	LTM	0	0	0	0	1		\$0	\$0	\$0	\$0	\$0	\$0	\$0	FY11-Comp. MMRP		\$16,284
Not Required	0	MRSPP-5	0	No Longer Required	0	IRP Final RC: FY - MRS Final RC: FY 2052						Total	\$0	\$171	\$0	\$5	\$0	\$0	\$0	FY11-Complete		\$16,284
Total IRP Sites	0	MRSPP-6	0	Total MRSs	1																	

IRP Progress No IRP sites identified.
in FY10:

IRP Progress Planned No IRP sites identified.
for FY11-FY12:

MMRP Progress The MMRP SI was finalized in June 2010. The SI recommended NDAI for the one MRS.
in FY10:

MMRP Progress Planned The project will be NDAI'd and future costs deleted.
for FY11-FY12:

*CTC Delta Reason: C-TECH-Technical Issues, C-REG-Regulatory Issues, C-EST-Estimating Criteria

**Schedule Impact Reason: TECH-Technical, CONT-Contracting, PERS-Personnel, REG-Regulatory, FUND-Funding

Note: Totals reflect installation project funding allocated to individual sites and do not include program management and other support costs.

Table E-6 Status of Installations with FY11 to Completion Cost Estimate Greater Than \$10,000,000

DoD Component - Installation / FFID / NPL or Proposed NPL / BRAC Year / RAB / CTC Delta from FY09*																			
Phase	Completed		Underway		Future		FY10 Schedule Impact**		Costs Through FY10 (\$000)		FY10 Funds Obligated (\$000)		FY11 Execution Planned (\$000)		FY12 Planning Estimate (\$000)		Estimated Costs (\$000)		
	IRP	MMRP	IRP	MMRP	IRP	MMRP	IRP	MMRP	IRP	MMRP	IRP	MMRP	IRP	MMRP	IRP	MMRP	Fiscal Year	IRP	MMRP
	Sites (Actions)						IRP	MMRP	IRP	MMRP	IRP	MMRP	IRP	MMRP	IRP	MMRP			

Maryland

ARMY - ABERDEEN PROVING GROUND / MD321382135500 / NPL / RAB / C-TECH

IRP Sites and MRSs by Classification				Study	204	13	66	17	0	0			\$250,399	\$7,318	\$988	\$652	\$368	\$3,150	\$373	\$2,944	FY13	\$13,945	\$4,098	
Response Complete	187	Response Complete	13	IRA	87(122)	0(0)	4(4)	3(3)				\$76,908	\$1,008	\$0	\$1,008	\$0	\$0	\$0	\$1,540	FY14	\$6,241	\$4,736		
High	3	MRSPP-1	0	MRSPP-7	0	Design	63	0	56	1	8	15	\$8,136	\$0	\$16	\$0	\$295	\$0	\$249	\$0	FY15	\$5,686	\$19,348	
Medium	54	MRSPP-2	10	MRSPP-8	0	RA-C	69	0	58	1	8	15	\$222,803	\$0	\$0	\$0	\$7,595	\$0	\$6,260	\$0	FY16	\$5,302	\$19,498	
Low	10	MRSPP-3	0	Evaluation Pending	5	RA-O	1	0	39	0	1	0	\$39,157	\$0	\$4,983	\$0	\$4,669	\$0	\$8,582	\$0	FY11-Comp. IRP	\$134,167		
Not Evaluated	7	MRSPP-4	1	No Known/Suspected	0	LTM	4	0	28	0	24	15	\$8,506	\$0	\$359	\$0	\$556	\$0	\$1,501	\$0	FY11-Comp. MMRP	\$78,523		
Not Required	9	MRSPP-5	0	No Longer Required	13	IRP Final RC: FY 2042 MRS Final RC: FY 2018						Total	\$605,909	\$8,326	\$6,346	\$1,660	\$13,483	\$3,150	\$16,965	\$4,484	FY11-Complete	\$212,690		
Total IRP Sites	270	MRSPP-6	1	Total MRSs	30	Five-Year Review Completed and Planned for Future																		

IRP Progress in FY10: Refer to Page F-11.	MMRP Progress in FY10: Refer to Page F-11.
IRP Progress Planned for FY11-FY12: Refer to Page F-11.	MMRP Progress Planned for FY11-FY12: Refer to Page F-11.

ARMY - FORT DETRICK / MD321162026700 / NPL / RAB / C-TECH

IRP Sites and MRSs by Classification				Study	43	0	1	0	0	0			\$16,363	\$0	\$6,226	\$0	\$0	\$0	\$3,012	\$0	FY13	\$330	\$0	
Response Complete	42	Response Complete	0	IRA	1(1)	0(0)	1(1)	0(0)					\$26,083	\$0	\$0	\$0	\$3	\$0	\$4	\$0	FY14	\$4,914	\$0	
High	0	MRSPP-1	0	MRSPP-7	0	Design	6	0	0	0	1	0	\$0	\$0	\$0	\$0	\$0	\$0	\$0	\$0	FY15	\$243	\$0	
Medium	1	MRSPP-2	0	MRSPP-8	0	RA-C	8	0	0	0	1	0	\$7,421	\$0	\$0	\$0	\$0	\$0	\$0	\$0	FY16	\$247	\$0	
Low	0	MRSPP-3	0	Evaluation Pending	0	RA-O	7	0	1	0	1	0	\$723	\$0	\$409	\$0	\$142	\$0	\$144	\$0	FY11-Comp. IRP	\$11,089		
Not Evaluated	0	MRSPP-4	0	No Known/Suspected	0	LTM	0	0	10	0	2	0	\$504	\$0	\$358	\$0	\$61	\$0	\$76	\$0	FY11-Comp. MMRP	\$0		
Not Required	1	MRSPP-5	0	No Longer Required	0	IRP Final RC: FY 2021 MRS Final RC: FY -						Total	\$51,094	\$0	\$6,993	\$0	\$206	\$0	\$3,236	\$0	FY11-Complete	\$11,089		
Total IRP Sites	44	MRSPP-6	0	Total MRSs	0	Five-Year Review Completed and Underway																		

IRP Progress in FY10: Refer to Page F-61.	MMRP Progress in FY10: No MMRP sites identified.
IRP Progress Planned for FY11-FY12: Refer to Page F-61.	MMRP Progress Planned for FY11-FY12: No MMRP sites identified.

ARMY - FORT GEORGE G MEADE / MD321022056700 / NPL / BRAC 1988 / RAB

IRP Sites and MRSs by Classification				Study	28	8	17	1	0	0			\$38,001	\$1,543	\$1,987	\$26	\$0	\$0	\$0	\$0	FY13	\$1,086	\$264	
Response Complete	27	Response Complete	8	IRA	0(0)	0(0)	0(0)	0(0)					\$1,819	\$0	\$389	\$0	\$0	\$0	\$0	\$0	FY14	\$1,148	\$88	
High	10	MRSPP-1	0	MRSPP-7	0	Design	0	0	0	0	0	0	\$2,659	\$1,275	\$0	\$0	\$0	\$0	\$0	\$0	FY15	\$893	\$88	
Medium	3	MRSPP-2	0	MRSPP-8	0	RA-C	0	0	0	0	0	0	\$51,578	\$1,425	\$0	\$0	\$0	\$0	\$0	\$0	FY16	\$734	\$125	
Low	5	MRSPP-3	0	Evaluation Pending	1	RA-O	0	0	0	0	0	0	\$4,290	\$0	\$3,445	\$0	\$866	\$0	\$865	\$0	FY11-Comp. IRP	\$10,938		
Not Evaluated	0	MRSPP-4	0	No Known/Suspected	0	LTM	0	0	0	0	0	0	\$2,432	\$2,333	\$136	\$187	\$118	\$388	\$98	\$142	FY11-Comp. MMRP	\$1,700		
Not Required	0	MRSPP-5	0	No Longer Required	8	IRP Final RC: FY 2026 MRS Final RC: FY 2017						Total	\$100,779	\$6,576	\$5,957	\$213	\$984	\$388	\$963	\$142	FY11-Complete	\$12,638		
Total IRP Sites	45	MRSPP-6	0	Total MRSs	9	Five-Year Review Completed and Planned for Future																		

IRP Progress in FY10: Refer to Page F-64.	MMRP Progress in FY10: Refer to Page F-64.
IRP Progress Planned for FY11-FY12: Refer to Page F-64.	MMRP Progress Planned for FY11-FY12: Refer to Page F-64.

*CTC Delta Reason: C-TECH-Technical Issues, C-REG-Regulatory Issues, C-EST-Estimating Criteria

**Schedule Impact Reason: TECH-Technical, CONT-Contracting, PERS-Personnel, REG-Regulatory, FUND-Funding

Note: Totals reflect installation project funding allocated to individual sites and do not include program management and other support costs.

Table E-6 Status of Installations with FY11 to Completion Cost Estimate Greater Than \$10,000,000

DoD Component - Installation / FFID / NPL or Proposed NPL / BRAC Year / RAB / CTC Delta from FY09*																			
Phase	Completed		Underway		Future		FY10 Schedule Impact**		Costs Through FY10 (\$000)		FY10 Funds Obligated (\$000)		FY11 Execution Planned (\$000)		FY12 Planning Estimate (\$000)		Estimated Costs (\$000)		
	IRP	MMRP	IRP	MMRP	IRP	MMRP	IRP	MMRP	IRP	MMRP	IRP	MMRP	IRP	MMRP	IRP	MMRP	Fiscal Year	IRP	MMRP
	Sites (Actions)						IRP	MMRP	IRP	MMRP	IRP	MMRP	IRP	MMRP	IRP	MMRP			

Maryland

NAVY - ANNAPOLIS NS / MD317009002200 / C-TECH

IRP Sites and MRSs by Classification				Study	2	0	0	1	0	0	0	REG		\$2,611	\$176	\$0	\$0	\$0	\$0	\$0	\$0	\$0	FY13	\$140	\$0
Response Complete	1	Response Complete	0	IRA	1(1)	0(0)	0(0)	0(0)						\$1,853	\$0	\$0	\$0	\$0	\$0	\$0	\$0	\$0	FY14	\$142	\$0
High	0	MRSPP-1	0	MRSPP-7	0									\$1,119	\$0	\$273	\$0	\$0	\$0	\$0	\$0	\$0	FY15	\$219	\$0
Medium	1	MRSPP-2	0	MRSPP-8	0	RA-C	1	0	1	0	0	1		\$7,762	\$0	\$5,230	\$0	\$381	\$0	\$235	\$0	FY16	\$147	\$0	
Low	0	MRSPP-3	0	Evaluation Pending	1	RA-O	0	0	0	0	1	0		\$0	\$0	\$0	\$0	\$0	\$0	\$223	\$0	FY11-Comp. IRP		\$2,901	
Not Evaluated	0	MRSPP-4	0	No Known/Suspected	0	LTM	0	0	1	0	0	0		\$192	\$0	\$73	\$0	\$80	\$0	\$137	\$0	FY11-Comp. MMRP		\$15,474	
Not Required	0	MRSPP-5	0	No Longer Required	0	IRP Final RC: FY 2014 MRS Final RC: FY 2020						Total	\$13,537	\$176	\$5,576	\$0	\$461	\$0	\$595	\$0	\$0	FY11-Complete		\$18,375	
Total IRP Sites	2	MRSPP-6	0	Total MRSs	1																				

IRP Progress in FY10: - Initiated Site 1 Remedial Investigation - Draft RI Report completed.	MMRP Progress in FY10: No progress reported.
IRP Progress Planned for FY11-FY12: - Finalize RI Report and FS. - Complete Remedial Design. - Initiate Remedial Action.	MMRP Progress Planned for FY11-FY12: No actions planned.

NAVY - INDIAN HEAD NSWC / MD317002410900 / NPL / RAB / C-TECH

IRP Sites and MRSs by Classification				Study	63	11	6	21	1	0	0	FUND	FUND	\$20,772	\$6,275	\$568	\$0	\$476	\$213	\$574	\$2,466	FY13	\$3,446	\$3,653	
Response Complete	42	Response Complete	4	IRA	8(14)	0(0)	0(0)	0(0)						\$6,945	\$757	\$0	\$37	\$631	\$0	\$0	\$603	FY14	\$2,927	\$5,231	
High	9	MRSPP-1	0	MRSPP-7	1	Design	19	0	3	0	5	17	FUND	FUND	\$4,979	\$0	\$184	\$0	\$244	\$0	\$241	\$24	FY15	\$822	\$2,263
Medium	4	MRSPP-2	0	MRSPP-8	7	RA-C	6	0	5	2	10	24	FUND	FUND	\$13,341	\$2,395	\$1,493	\$0	\$2,438	\$229	\$2,660	\$0	FY16	\$4,714	\$2,876
Low	4	MRSPP-3	5	Evaluation Pending	0	RA-O	0	0	0	0	6	0		\$0	\$0	\$0	\$0	\$300	\$0	\$82	\$0	FY11-Comp. IRP		\$37,383	
Not Evaluated	1	MRSPP-4	3	No Known/Suspected	1	LTM	3	0	4	1	15	10		\$1,817	\$333	\$403	\$0	\$543	\$0	\$848	\$66	FY11-Comp. MMRP		\$126,615	
Not Required	10	MRSPP-5	10	No Longer Required	3	IRP Final RC: FY 2020 MRS Final RC: FY 2021						Total	\$47,854	\$9,760	\$2,648	\$37	\$4,632	\$442	\$4,405	\$3,159	\$0	FY11-Complete		\$163,998	
Total IRP Sites	70	MRSPP-6	2	Total MRSs	32	Five-Year Review Completed and Planned for Future																			

IRP Progress in FY10: Refer to Page F-89.	MMRP Progress in FY10: Refer to Page F-89.
IRP Progress Planned for FY11-FY12: Refer to Page F-89.	MMRP Progress Planned for FY11-FY12: Refer to Page F-89.

NAVY - PATUXENT RIVER NAS / MD317002453600 / NPL / RAB / C-TECH

IRP Sites and MRSs by Classification				Study	55	0	7	1	2	0	0			\$14,638	\$962	\$985	\$94	\$1,525	\$0	\$583	\$0	FY13	\$4,678	\$0
Response Complete	49	Response Complete	0	IRA	8(8)	0(0)	0(0)	0(0)						\$16,843	\$0	\$530	\$0	\$568	\$0	\$0	\$0	FY14	\$1,934	\$0
High	4	MRSPP-1	0	MRSPP-7	0	Design	10	0	1	0	8	1		\$3,742	\$0	\$151	\$0	\$166	\$0	\$426	\$0	FY15	\$3,652	\$0
Medium	8	MRSPP-2	0	MRSPP-8	0	RA-C	13	0	2	0	9	1		\$21,584	\$0	\$1,638	\$0	\$1,377	\$0	\$4,244	\$0	FY16	\$3,373	\$700
Low	0	MRSPP-3	0	Evaluation Pending	1	RA-O	4	0	0	0	2	0		\$2,263	\$0	\$70	\$0	\$0	\$0	\$0	\$0	FY11-Comp. IRP		\$30,446
Not Evaluated	1	MRSPP-4	0	No Known/Suspected	0	LTM	4	0	4	0	4	0		\$5,788	\$0	\$367	\$0	\$271	\$0	\$278	\$0	FY11-Comp. MMRP		\$5,915
Not Required	2	MRSPP-5	0	No Longer Required	0	IRP Final RC: FY 2021 MRS Final RC: FY 2022						Total	\$64,858	\$962	\$3,741	\$94	\$3,907	\$0	\$5,531	\$0	\$0	FY11-Complete		\$36,361
Total IRP Sites	64	MRSPP-6	0	Total MRSs	1	Five-Year Review Completed and Planned for Future																		

IRP Progress in FY10: Refer to Page F-147.	MMRP Progress in FY10: Refer to Page F-147.
IRP Progress Planned for FY11-FY12: Refer to Page F-147.	MMRP Progress Planned for FY11-FY12: Refer to Page F-147.

*CTC Delta Reason: C-TECH-Technical Issues, C-REG-Regulatory Issues, C-EST-Estimating Criteria

**Schedule Impact Reason: TECH-Technical, CONT-Contracting, PERS-Personnel, REG-Regulatory, FUND-Funding

Note: Totals reflect installation project funding allocated to individual sites and do not include program management and other support costs.

Table E-6 Status of Installations with FY11 to Completion Cost Estimate Greater Than \$10,000,000

DoD Component - Installation / FFID / NPL or Proposed NPL / BRAC Year / RAB / CTC Delta from FY09*																			
Phase	Completed		Underway		Future		FY10 Schedule Impact**		Costs Through FY10 (\$000)		FY10 Funds Obligated (\$000)		FY11 Execution Planned (\$000)		FY12 Planning Estimate (\$000)		Estimated Costs (\$000)		
	IRP	MMRP	IRP	MMRP	IRP	MMRP	IRP	MMRP	IRP	MMRP	IRP	MMRP	IRP	MMRP	IRP	MMRP	Fiscal Year	IRP	MMRP
	Sites (Actions)						IRP	MMRP	IRP	MMRP	IRP	MMRP	IRP	MMRP	IRP	MMRP			

Maryland

AIR FORCE - ANDREWS AIR FORCE BASE / MD357182400000 / NPL / BRAC 2005 Realignment / C-EST

IRP Sites and MRSs by Classification				Study	27	0	5	6	28	0			\$21,544	\$9,753	\$0	\$8,283	\$4,840	\$0	\$7,539	\$0	FY13	\$2,469	\$0	
Response Complete	17	Response Complete	0	IRA	18(27)	0(0)	0(0)	0(0)					\$18,975	\$0	\$0	\$0	\$0	\$0	\$0	\$0	FY14	\$1,720	\$0	
High	1	MRSPP-1	0	MRSPP-7	0	Design	7	0	5	0	0	1	\$10,035	\$0	\$0	\$0	\$0	\$0	\$0	\$0	FY15	\$2,077	\$0	
Medium	3	MRSPP-2	0	MRSPP-8	0	RA-C	11	0	5	0	2	6	\$38,722	\$0	\$0	\$0	\$0	\$0	\$0	\$0	FY16	\$2,260	\$0	
Low	3	MRSPP-3	0	Evaluation Pending	6	RA-O	2	0	8	0	6	0	\$6,283	\$0	\$1,392	\$0	\$29,324	\$0	\$52	\$0	FY11-Comp. IRP	\$90,717		
Not Evaluated	28	MRSPP-4	0	No Known/Suspected	0	LTM	8	0	2	0	14	6	\$1,252	\$0	\$294	\$0	\$228	\$0	\$1,774	\$0	FY11-Comp. MMRP	\$0		
Not Required	8	MRSPP-5	0	No Longer Required	0	IRP Final RC: FY 2016 MRS Final RC: FY 2014						Total	\$96,811	\$9,753	\$1,686	\$8,283	\$34,392	\$0	\$9,365	\$0	FY11-Complete	\$90,717		
Total IRP Sites	60	MRSPP-6	0	Total MRSs	6	Five-Year Review Underway and Planned for Future																		

IRP Progress in FY10: Refer to Page F-20.

IRP Progress Planned for FY11-FY12: Refer to Page F-20.

MMRP Progress in FY10: Refer to Page F-20.

MMRP Progress Planned for FY11-FY12: Refer to Page F-20.

FORMERLY USED DEFENSE SITES - ASSATEAGUE ISLAND / MD39799F143900

IRP Sites and MRSs by Classification				Study	0	0	0	1	0	0			\$0	\$319	\$0	\$0	\$0	\$0	\$0	\$0	FY13	\$0	\$0	
Response Complete	0	Response Complete	0	IRA	0(0)	1(1)	0(0)	0(0)					\$0	\$0	\$0	\$0	\$0	\$0	\$0	\$0	FY14	\$0	\$0	
High	0	MRSPP-1	0	MRSPP-7	0	Design	0	0	0	0	0	1	\$0	\$0	\$0	\$0	\$0	\$0	\$0	\$0	FY15	\$0	\$0	
Medium	0	MRSPP-2	0	MRSPP-8	0	RA-C	0	0	0	0	0	1	\$0	\$0	\$0	\$0	\$0	\$0	\$0	\$0	FY16	\$0	\$0	
Low	0	MRSPP-3	0	Evaluation Pending	1	RA-O	0	0	0	0	0	0	\$0	\$0	\$0	\$0	\$0	\$0	\$0	\$0	FY11-Comp. IRP	\$0		
Not Evaluated	0	MRSPP-4	0	No Known/Suspected	0	LTM	0	0	0	0	1	0	\$0	\$23	\$0	\$0	\$0	\$0	\$0	\$0	FY11-Comp. MMRP	\$27,854		
Not Required	0	MRSPP-5	0	No Longer Required	0	IRP Final RC: FY - MRS Final RC: FY 2022						Total	\$0	\$342	\$0	\$0	\$0	\$0	\$0	\$0	\$0	FY11-Complete	\$27,854	
Total IRP Sites	0	MRSPP-6	0	Total MRSs	1																			

IRP Progress in FY10: No IRP sites identified.

IRP Progress Planned for FY11-FY12: No IRP sites identified.

MMRP Progress in FY10: There was no progress made at this site in FY2010. An RI/FS is programmed for FY2020. Funding limitations prevent site work prior to that time.

MMRP Progress Planned for FY11-FY12: There is no progress planned at this site in the next two fiscal years. An RI/FS is programmed for FY2020. Funding limitations prevent site work prior to that time.

FORMERLY USED DEFENSE SITES - CATOCTIN RECREATION DEMO AREA / MD39799F140100

IRP Sites and MRSs by Classification				Study	0	0	0	1	0	0			\$0	\$201	\$0	\$0	\$0	\$0	\$0	\$0	FY13	\$0	\$0	
Response Complete	0	Response Complete	0	IRA	0(0)	0(0)	0(0)	0(0)					\$0	\$0	\$0	\$0	\$0	\$0	\$0	\$0	FY14	\$0	\$0	
High	0	MRSPP-1	0	MRSPP-7	0	Design	0	0	0	0	0	1	\$0	\$0	\$0	\$0	\$0	\$0	\$0	\$0	FY15	\$0	\$0	
Medium	0	MRSPP-2	0	MRSPP-8	0	RA-C	0	0	0	0	0	1	\$0	\$0	\$0	\$0	\$0	\$0	\$0	\$0	FY16	\$0	\$0	
Low	0	MRSPP-3	0	Evaluation Pending	1	RA-O	0	0	0	0	0	0	\$0	\$0	\$0	\$0	\$0	\$0	\$0	\$0	FY11-Comp. IRP	\$0		
Not Evaluated	0	MRSPP-4	0	No Known/Suspected	0	LTM	0	0	0	0	0	1	\$0	\$0	\$0	\$0	\$0	\$0	\$0	\$0	FY11-Comp. MMRP	\$18,468		
Not Required	0	MRSPP-5	0	No Longer Required	0	IRP Final RC: FY - MRS Final RC: FY 2032						Total	\$0	\$201	\$0	\$0	\$0	\$0	\$0	\$0	\$0	FY11-Complete	\$18,468	
Total IRP Sites	0	MRSPP-6	0	Total MRSs	1																			

IRP Progress in FY10: No IRP sites identified.

IRP Progress Planned for FY11-FY12: No IRP sites identified.

MMRP Progress in FY10: There was no progress made at the site in FY2010. An RI/FS is programmed for FY2023. Funding limitations prevent site work prior to that time.

MMRP Progress Planned for FY11-FY12: There is no progress planned at this site in the next two fiscal years. An RI/FS is programmed for FY2023. Funding limitations prevent site work prior to that time.

*CTC Delta Reason: C-TECH-Technical Issues, C-REG-Regulatory Issues, C-EST-Estimating Criteria

**Schedule Impact Reason: TECH-Technical, CONT-Contracting, PERS-Personnel, REG-Regulatory, FUND-Funding

Note: Totals reflect installation project funding allocated to individual sites and do not include program management and other support costs.

Table E-6 Status of Installations with FY11 to Completion Cost Estimate Greater Than \$10,000,000

DoD Component - Installation / FFID / NPL or Proposed NPL / BRAC Year / RAB / CTC Delta from FY09*																			
Phase	Completed		Underway		Future		FY10 Schedule Impact**		Costs Through FY10 (\$000)		FY10 Funds Obligated (\$000)		FY11 Execution Planned (\$000)		FY12 Planning Estimate (\$000)		Estimated Costs (\$000)		
	IRP	MMRP	IRP	MMRP	IRP	MMRP	IRP	MMRP	IRP	MMRP	IRP	MMRP	IRP	MMRP	IRP	MMRP	Fiscal Year	IRP	MMRP
	Sites (Actions)						IRP	MMRP	IRP	MMRP	IRP	MMRP	IRP	MMRP	IRP	MMRP			

Massachusetts

ARMY - DEVENS RESERVE TRAINING FACILITY / MA121042027000 / NPL / BRAC 1991/2005 Realignment / RAB

IRP Sites and MRSs by Classification				Study	74	10	2	2	0	0			\$37,755	\$1,038	\$1,566	\$529	\$202	\$109	\$0	\$0	FY13	\$6,077	\$6	
Response Complete	70	Response Complete	10	IRA	0(0)	0(0)	0(0)	0(0)					\$4,105	\$0	\$560	\$0	\$587	\$0	\$604	\$0	FY14	\$1,794	\$6	
High	2	MRSPP-1	0	MRSPP-7	0	0	0	0	0	0			\$11,027	\$0	\$0	\$0	\$538	\$0	\$0	\$0	FY15	\$1,753	\$6	
Medium	0	MRSPP-2	0	MRSPP-8	0	RA-C	0	0	0	0			\$75,256	\$0	\$0	\$0	\$0	\$0	\$1,000	\$0	FY16	\$1,585	\$6	
Low	0	MRSPP-3	0	Evaluation Pending	2	RA-O	0	0	0	0			\$2,550	\$0	\$352	\$0	\$270	\$0	\$281	\$0	FY11-Comp. IRP		\$27,243	
Not Evaluated	0	MRSPP-4	0	No Known/Suspected	0	LTM	0	0	0	0			\$22,782	\$0	\$0	\$0	\$526	\$0	\$526	\$6	FY11-Comp. MMRP		\$163	
Not Required	4	MRSPP-5	0	No Longer Required	10	IRP Final RC: FY 2042 MRS Final RC: FY 2011					Total	\$153,475	\$1,038	\$2,478	\$529	\$2,123	\$109	\$2,411	\$6	FY11-Complete		\$27,406		
Total IRP Sites	76	MRSPP-6	0	Total MRSs	12	Five-Year Review Completed and Planned for Future																		

IRP Progress in FY10: Refer to Page F-62.

IRP Progress Planned for FY11-FY12: Refer to Page F-62.

MMRP Progress in FY10: Refer to Page F-62.

MMRP Progress Planned for FY11-FY12: Refer to Page F-62.

NAVY - BEDFORD NWIRP / MA117002357000 / NPL / RAB / C-TECH

IRP Sites and MRSs by Classification				Study	3	0	1	0	0	0	REG		\$8,687	\$0	\$0	\$0	\$0	\$0	\$0	\$0	FY13	\$357	\$0
Response Complete	2	Response Complete	0	IRA	1(1)	0(0)	0(0)	0(0)					\$10,152	\$0	\$484	\$0	\$0	\$0	\$0	\$0	FY14	\$360	\$0
High	2	MRSPP-1	0	MRSPP-7	0	Design	0	0	1	0	0		\$1,074	\$0	\$0	\$0	\$0	\$0	\$0	\$0	FY15	\$428	\$0
Medium	0	MRSPP-2	0	MRSPP-8	0	RA-C	0	0	1	0	1		\$5,912	\$0	\$1,476	\$0	\$2,632	\$0	\$2,409	\$0	FY16	\$375	\$0
Low	0	MRSPP-3	0	Evaluation Pending	0	RA-O	0	0	0	0	2		\$0	\$0	\$0	\$0	\$42	\$0	\$43	\$0	FY11-Comp. IRP		\$14,103
Not Evaluated	0	MRSPP-4	0	No Known/Suspected	0	LTM	0	0	0	0	0		\$0	\$0	\$0	\$0	\$0	\$0	\$0	\$0	FY11-Comp. MMRP		\$0
Not Required	0	MRSPP-5	0	No Longer Required	0	IRP Final RC: FY 2038 MRS Final RC: FY -					Total	\$25,825	\$0	\$1,960	\$0	\$2,674	\$0	\$2,452	\$0	FY11-Complete		\$14,103	
Total IRP Sites	4	MRSPP-6	0	Total MRSs	0																		

IRP Progress in FY10: Refer to Page F-27.

IRP Progress Planned for FY11-FY12: Refer to Page F-27.

MMRP Progress in FY10: No MMRP sites identified.

MMRP Progress Planned for FY11-FY12: No MMRP sites identified.

NAVY - SOUTH WEYMOUTH NAS / MA117002202200 / NPL / BRAC 1995 / RAB

IRP Sites and MRSs by Classification				Study	11	2	2	0	0	0			\$18,840	\$678	\$947	\$0	\$0	\$0	\$0	\$0	FY13	\$534	\$291	
Response Complete	8	Response Complete	0	IRA	0(0)	0(0)	0(0)	0(0)					\$405	\$0	\$0	\$0	\$0	\$0	\$0	\$0	FY14	\$661	\$35	
High	1	MRSPP-1	0	MRSPP-7	0	Design	5	0	0	0	2		\$851	\$0	\$0	\$0	\$109	\$0	\$0	\$0	FY15	\$607	\$90	
Medium	3	MRSPP-2	0	MRSPP-8	0	RA-C	7	0	1	0	2		\$33,414	\$2,999	\$3,513	\$0	\$0	\$0	\$137	\$0	FY16	\$674	\$35	
Low	1	MRSPP-3	0	Evaluation Pending	2	RA-O	2	0	0	0	2		\$571	\$3,034	\$0	\$0	\$0	\$0	\$191	\$0	FY11-Comp. IRP		\$19,653	
Not Evaluated	0	MRSPP-4	0	No Known/Suspected	0	LTM	5	0	4	0	2		\$3,568	\$0	\$250	\$0	\$737	\$0	\$431	\$33	FY11-Comp. MMRP		\$2,893	
Not Required	0	MRSPP-5	0	No Longer Required	0	IRP Final RC: FY 2041 MRS Final RC: FY 2012					Total	\$57,649	\$6,711	\$4,710	\$0	\$846	\$0	\$759	\$33	FY11-Complete		\$22,546		
Total IRP Sites	13	MRSPP-6	0	Total MRSs	2	Five-Year Review Completed and Planned for Future																		

IRP Progress in FY10: Refer to Page F-171.

IRP Progress Planned for FY11-FY12: Refer to Page F-171.

MMRP Progress in FY10: Refer to Page F-171.

MMRP Progress Planned for FY11-FY12: Refer to Page F-171.

*CTC Delta Reason: C-TECH-Technical Issues, C-REG-Regulatory Issues, C-EST-Estimating Criteria

**Schedule Impact Reason: TECH-Technical, CONT-Contracting, PERS-Personnel, REG-Regulatory, FUND-Funding

Note: Totals reflect installation project funding allocated to individual sites and do not include program management and other support costs.

Table E-6 Status of Installations with FY11 to Completion Cost Estimate Greater Than \$10,000,000

DoD Component - Installation / FFID / NPL or Proposed NPL / BRAC Year / RAB / CTC Delta from FY09*																							
Phase	Completed		Underway		Future		FY10 Schedule Impact**		Costs Through FY10 (\$000)		FY10 Funds Obligated (\$000)		FY11 Execution Planned (\$000)		FY12 Planning Estimate (\$000)		Estimated Costs (\$000)						
	IRP	MMRP	IRP	MMRP	IRP	MMRP	IRP	MMRP	IRP	MMRP	IRP	MMRP	IRP	MMRP	IRP	MMRP	Fiscal Year	IRP	MMRP				
	Sites (Actions)																IRP	MMRP	IRP	MMRP	IRP	MMRP	IRP

Massachusetts

AIR FORCE - MASSACHUSETTS MILITARY RESERVATION (MMR) / MA157282448700 / NPL / RAB / C-EST

IRP Sites and MRSs by Classification				Study	85	0	0	0	0	0	0			\$112,071	\$0	\$0	\$0	\$0	\$0	\$0	\$0	\$0	\$0	FY13	\$16,484	\$0
Response Complete	68	Response Complete	0	IRA	31(77)	0(0)	0(0)	0(0)						\$163,892	\$0	\$0	\$0	\$0	\$0	\$0	\$0	\$0	\$0	FY14	\$13,825	\$0
High	0	MRSPP-1	0	MRSPP-7	0	Design	34	0	0	0	0	0		\$35,149	\$0	\$0	\$0	\$0	\$0	\$0	\$0	\$0	FY15	\$12,761	\$0	
Medium	0	MRSPP-2	0	MRSPP-8	0	RA-C	28	0	0	0	0	0		\$194,194	\$0	\$0	\$0	\$0	\$0	\$0	\$0	\$0	FY16	\$5,579	\$0	
Low	0	MRSPP-3	0	Evaluation Pending	0	RA-O	3	0	17	0	0	0		\$207,713	\$0	\$46,789	\$0	\$25,351	\$0	\$17,043	\$0	\$0	FY11-Comp. IRP		\$159,533	
Not Evaluated	0	MRSPP-4	0	No Known/Suspected	0	LTM	2	0	0	0	4	0		\$27,672	\$0	\$0	\$0	\$0	\$0	\$0	\$0	\$0	FY11-Comp. MMRP		\$0	
Not Required	17	MRSPP-5	0	No Longer Required	0	IRP Final RC: FY 2055 MRS Final RC: FY -						Total	\$740,691	\$0	\$46,789	\$0	\$25,351	\$0	\$17,043	\$0	\$0	FY11-Complete		\$159,533		
Total IRP Sites	85	MRSPP-6	0	Total MRSs	0	Five-Year Review Completed and Planned for Future																				

IRP Progress in FY10: Refer to Page F-112.

IRP Progress Planned for FY11-FY12: Refer to Page F-112.

MMRP Progress in FY10: No MMRP sites identified.

MMRP Progress Planned for FY11-FY12: No MMRP sites identified.

FORMERLY USED DEFENSE SITES - CHARLESTOWN NAVY YARD / MA19799F176900

IRP Sites and MRSs by Classification				Study	4	0	0	0	0	0	0			\$66	\$0	\$0	\$0	\$0	\$0	\$0	\$0	\$0	\$0	FY13	\$171	\$0
Response Complete	2	Response Complete	0	IRA	2(2)	0(0)	0(0)	0(0)						\$330	\$0	\$0	\$0	\$0	\$0	\$0	\$0	\$0	FY14	\$348	\$0	
High	1	MRSPP-1	0	MRSPP-7	0	Design	2	0	1	0	0	0		\$674	\$0	\$9	\$0	\$6	\$0	\$121	\$0	FY15	\$269	\$0		
Medium	0	MRSPP-2	0	MRSPP-8	0	RA-C	2	0	1	0	0	0		\$12,437	\$0	\$17	\$0	\$60	\$0	\$401	\$0	FY16	\$50	\$0		
Low	0	MRSPP-3	0	Evaluation Pending	0	RA-O	0	0	0	0	0	0		\$0	\$0	\$0	\$0	\$0	\$0	\$0	\$0	FY11-Comp. IRP		\$21,332		
Not Evaluated	0	MRSPP-4	0	No Known/Suspected	0	LTM	0	0	0	0	0	0		\$0	\$0	\$0	\$0	\$0	\$0	\$0	\$0	FY11-Comp. MMRP		\$0		
Not Required	1	MRSPP-5	0	No Longer Required	0	IRP Final RC: FY 2025 MRS Final RC: FY -						Total	\$13,507	\$0	\$26	\$0	\$66	\$0	\$522	\$0	\$0	FY11-Complete		\$21,332		
Total IRP Sites	4	MRSPP-6	0	Total MRSs	0																					

IRP Progress in FY10: The structural condition of Bldg 108 is getting significantly worse every year and presents a safety hazard to the area. In FY10 the contractor reevaluated the strategy for demo and removal of material. Hazardous materials cannot be safely removed from

IRP Progress Planned for FY11-FY12: Efforts at this property are on hold until a large sum of money (\$10M) is received to complete the demolition/cleanup in one effort.

MMRP Progress in FY10: No MMRP sites identified.

MMRP Progress Planned for FY11-FY12: No MMRP sites identified.

FORMERLY USED DEFENSE SITES - HINGHAM NAD (ANNEX) / MA19799F186300

IRP Sites and MRSs by Classification				Study	5	0	1	1	0	0	0			\$1,461	\$1,044	\$98	\$0	\$275	\$0	\$3	\$0	\$0	FY13	\$87	\$0
Response Complete	5	Response Complete	0	IRA	0(0)	0(0)	0(0)	0(0)						\$0	\$0	\$0	\$0	\$0	\$0	\$0	\$0	FY14	\$797	\$0	
High	1	MRSPP-1	0	MRSPP-7	0	Design	4	0	0	0	1	1		\$181	\$0	\$0	\$0	\$0	\$0	\$0	\$0	FY15	\$761	\$0	
Medium	0	MRSPP-2	0	MRSPP-8	0	RA-C	3	0	0	0	1	1		\$2,618	\$0	\$0	\$0	\$0	\$0	\$0	\$0	FY16	\$138	\$0	
Low	0	MRSPP-3	0	Evaluation Pending	1	RA-O	0	0	0	0	0	0		\$0	\$0	\$0	\$0	\$0	\$0	\$0	\$0	FY11-Comp. IRP		\$4,970	
Not Evaluated	0	MRSPP-4	0	No Known/Suspected	0	LTM	0	0	0	0	1	1		\$0	\$0	\$0	\$0	\$0	\$0	\$0	\$0	FY11-Comp. MMRP		\$14,475	
Not Required	0	MRSPP-5	0	No Longer Required	0	IRP Final RC: FY 2016 MRS Final RC: FY 2033						Total	\$4,260	\$1,044	\$98	\$0	\$275	\$0	\$3	\$0	\$0	FY11-Complete		\$19,445	
Total IRP Sites	6	MRSPP-6	0	Total MRSs	1																				

IRP Progress in FY10: RI/FS activities continued on project 07.

IRP Progress Planned for FY11-FY12: Work will continue on the RI/FS for project 07.

MMRP Progress in FY10: No work conducted in FY10. The MMRP SI was completed in FY08.

MMRP Progress Planned for FY11-FY12: No work is anticipated due to limited MMRP funding.

*CTC Delta Reason: C-TECH-Technical Issues, C-REG-Regulatory Issues, C-EST-Estimating Criteria

**Schedule Impact Reason: TECH-Technical, CONT-Contracting, PERS-Personnel, REG-Regulatory, FUND-Funding

Note: Totals reflect installation project funding allocated to individual sites and do not include program management and other support costs.

Table E-6 Status of Installations with FY11 to Completion Cost Estimate Greater Than \$10,000,000

DoD Component - Installation / FFID / NPL or Proposed NPL / BRAC Year / RAB / CTC Delta from FY09*																			
Phase	Completed		Underway		Future		FY10 Schedule Impact**		Costs Through FY10 (\$000)		FY10 Funds Obligated (\$000)		FY11 Execution Planned (\$000)		FY12 Planning Estimate (\$000)		Estimated Costs (\$000)		
	IRP	MMRP	IRP	MMRP	IRP	MMRP	IRP	MMRP	IRP	MMRP	IRP	MMRP	IRP	MMRP	IRP	MMRP	Fiscal Year	IRP	MMRP
	Sites (Actions)						IRP	MMRP	IRP	MMRP	IRP	MMRP	IRP	MMRP	IRP	MMRP			

Massachusetts

FORMERLY USED DEFENSE SITES - MONOMOY ISL GUN RGE / MA19799F187600

IRP Sites and MRSs by Classification				Study	0	0	0	1	0	0			\$0	\$171	\$0	\$10	\$0	\$0	\$0	\$0	FY13	\$0	\$0
Response Complete	0	Response Complete	0	IRA	0(0)	0(0)	0(0)	0(0)				\$0	\$0	\$0	\$0	\$0	\$0	\$0	\$0	FY14	\$0	\$0	
High	0	MRSPP-1	0	MRSPP-7	0	0	0	0	0	1		\$0	\$0	\$0	\$0	\$0	\$0	\$0	\$0	FY15	\$0	\$0	
Medium	0	MRSPP-2	0	MRSPP-8	0	RA-C	0	0	0	0	1	\$0	\$0	\$0	\$0	\$0	\$0	\$0	\$0	FY16	\$0	\$0	
Low	0	MRSPP-3	0	Evaluation Pending	1	RA-O	0	0	0	0	0	\$0	\$0	\$0	\$0	\$0	\$0	\$0	\$0	FY11-Comp. IRP		\$0	
Not Evaluated	0	MRSPP-4	0	No Known/Suspected	0	LTM	0	0	0	0	1	\$0	\$0	\$0	\$0	\$0	\$0	\$0	\$0	FY11-Comp. MMRP		\$10,332	
Not Required	0	MRSPP-5	0	No Longer Required	0	IRP Final RC: FY - MRS Final RC: FY 2049					Total	\$0	\$171	\$0	\$10	\$0	\$0	\$0	\$0	FY11-Complete		\$10,332	
Total IRP Sites	0	MRSPP-6	0	Total MRSs	1																		

IRP Progress in FY10: No IRP sites identified.

IRP Progress Planned for FY11-FY12: No IRP sites identified.

MMRP Progress in FY10: The MMRP SI was finalized in April 2010. The SI identified 2 MRS and recommended NDAI for the land portion of the MRS. It recommended that water MRS be created and further evaluated.

MMRP Progress Planned for FY11-FY12: No work is scheduled in the next two fiscal years due to limited MMRP funding.

FORMERLY USED DEFENSE SITES - NANTUCKET BCH / MA19799F195800

IRP Sites and MRSs by Classification				Study	0	0	0	1	0	0			\$0	\$147	\$0	\$34	\$0	\$30	\$0	\$250	FY13	\$0	\$250
Response Complete	0	Response Complete	0	IRA	0(0)	1(1)	0(0)	0(0)				\$0	\$10	\$0	\$0	\$0	\$0	\$0	\$0	FY14	\$0	\$250	
High	0	MRSPP-1	0	MRSPP-7	0	Design	0	0	0	0	1	\$0	\$0	\$0	\$0	\$0	\$0	\$0	\$0	FY15	\$0	\$0	
Medium	0	MRSPP-2	0	MRSPP-8	0	RA-C	0	0	0	0	1	\$0	\$0	\$0	\$0	\$0	\$0	\$0	\$0	FY16	\$0	\$0	
Low	0	MRSPP-3	0	Evaluation Pending	1	RA-O	0	0	0	0	0	\$0	\$0	\$0	\$0	\$0	\$0	\$0	\$0	FY11-Comp. IRP		\$0	
Not Evaluated	0	MRSPP-4	0	No Known/Suspected	0	LTM	0	0	0	0	1	\$0	\$0	\$0	\$0	\$0	\$0	\$0	\$0	FY11-Comp. MMRP		\$10,248	
Not Required	0	MRSPP-5	0	No Longer Required	0	IRP Final RC: FY - MRS Final RC: FY 2023					Total	\$0	\$157	\$0	\$34	\$0	\$30	\$0	\$250	FY11-Complete		\$10,248	
Total IRP Sites	0	MRSPP-6	0	Total MRSs	1																		

IRP Progress in FY10: No IRP sites identified.

IRP Progress Planned for FY11-FY12: No IRP sites identified.

MMRP Progress in FY10: The majority of the MMRP SI effort was conducted in FY10. MADEP identified the MMRP project as one of their top priorities.

MMRP Progress Planned for FY11-FY12: The final MMRP site inspection is due in FY11. This site is being recommended for an expedited RI/FS due to numerous finds on private properties and Regulator concern. Future work will depend on funding availability.

FORMERLY USED DEFENSE SITES - QUABBIN BOMB RNG / MA19799FA10500

IRP Sites and MRSs by Classification				Study	0	0	0	1	0	0			\$0	\$302	\$0	\$0	\$0	\$0	\$0	\$0	FY13	\$0	\$0
Response Complete	0	Response Complete	0	IRA	0(0)	0(0)	0(0)	0(0)				\$0	\$0	\$0	\$0	\$0	\$0	\$0	\$0	FY14	\$0	\$0	
High	0	MRSPP-1	0	MRSPP-7	0	Design	0	0	0	0	1	\$0	\$0	\$0	\$0	\$0	\$0	\$0	\$0	FY15	\$0	\$0	
Medium	0	MRSPP-2	0	MRSPP-8	0	RA-C	0	0	0	0	1	\$0	\$0	\$0	\$0	\$0	\$0	\$0	\$0	FY16	\$0	\$0	
Low	0	MRSPP-3	0	Evaluation Pending	1	RA-O	0	0	0	0	0	\$0	\$0	\$0	\$0	\$0	\$0	\$0	\$0	FY11-Comp. IRP		\$0	
Not Evaluated	0	MRSPP-4	0	No Known/Suspected	0	LTM	0	0	0	0	1	\$0	\$0	\$0	\$0	\$0	\$0	\$0	\$0	FY11-Comp. MMRP		\$11,484	
Not Required	0	MRSPP-5	0	No Longer Required	0	IRP Final RC: FY - MRS Final RC: FY 2046					Total	\$0	\$302	\$0	\$0	\$0	\$0	\$0	\$0	FY11-Complete		\$11,484	
Total IRP Sites	0	MRSPP-6	0	Total MRSs	1																		

IRP Progress in FY10: No IRP sites identified.

IRP Progress Planned for FY11-FY12: No IRP sites identified.

MMRP Progress in FY10: No work was conducted in FY10.

MMRP Progress Planned for FY11-FY12: No work is currently planned due to limited MMRP funding.

*CTC Delta Reason: C-TECH-Technical Issues, C-REG-Regulatory Issues, C-EST-Estimating Criteria

**Schedule Impact Reason: TECH-Technical, CONT-Contracting, PERS-Personnel, REG-Regulatory, FUND-Funding

Note: Totals reflect installation project funding allocated to individual sites and do not include program management and other support costs.

Table E-6 Status of Installations with FY11 to Completion Cost Estimate Greater Than \$10,000,000

DoD Component - Installation / FFID / NPL or Proposed NPL / BRAC Year / RAB / CTC Delta from FY09*																									
Phase	Completed		Underway		Future		FY10 Schedule Impact**		Costs Through FY10 (\$000)		FY10 Funds Obligated (\$000)		FY11 Execution Planned (\$000)		FY12 Planning Estimate (\$000)		Estimated Costs (\$000)								
	IRP	MMRP	IRP	MMRP	IRP	MMRP	IRP	MMRP	IRP	MMRP	IRP	MMRP	IRP	MMRP	IRP	MMRP	Fiscal Year	IRP	MMRP						
	Sites (Actions)																IRP	MMRP	IRP	MMRP	IRP	MMRP	IRP	MMRP	IRP

Michigan

AIR FORCE - K.I. SAWYER AFB / MI557002476000 / BRAC 1993 / RAB

IRP Sites and MRSs by Classification				Study	30	4	0	0	0	0			\$13,727	\$0	\$0	\$0	\$0	\$0	\$0	\$0	FY13	\$0	\$0	
Response Complete	22	Response Complete	4	IRA	9(13)	0(0)	0(0)	0(0)					\$9,095	\$0	\$0	\$0	\$0	\$0	\$0	\$0	FY14	\$0	\$0	
High	0	MRSPP-1	0	MRSPP-7	0	0	0	0	0	0			\$5,807	\$0	\$0	\$0	\$0	\$0	\$0	\$0	FY15	\$949	\$0	
Medium	0	MRSPP-2	0	MRSPP-8	0	RA-C	1	1	0	0	0		\$15,734	\$0	\$0	\$0	\$0	\$0	\$0	\$0	FY16	\$865	\$0	
Low	0	MRSPP-3	0	Evaluation Pending	0	RA-O	2	0	8	0	0		\$17,436	\$0	\$2,878	\$0	\$0	\$0	\$0	\$0	FY11-Comp. IRP		\$19,852	
Not Evaluated	0	MRSPP-4	0	No Known/Suspected	0	LTM	0	0	11	0	5		\$1,510	\$0	\$302	\$0	\$0	\$0	\$0	\$0	FY11-Comp. MMRP		\$0	
Not Required	8	MRSPP-5	0	No Longer Required	4	IRP Final RC: FY 2038 MRS Final RC: FY 2007						Total	\$63,309	\$0	\$3,180	\$0	\$0	\$0	\$0	\$0	\$0	FY11-Complete		\$19,852
Total IRP Sites	30	MRSPP-6	0	Total MRSs	4	Five-Year Review Completed and Planned for Future																		

IRP Progress in FY10:	Refer to Page F-96.	MMRP Progress in FY10:	Refer to Page F-96.
IRP Progress Planned for FY11-FY12:	Refer to Page F-96.	MMRP Progress Planned for FY11-FY12:	Refer to Page F-96.

AIR FORCE - SELFRIDGE AIR GUARD BASE / MI557282426200 / BRAC 2005 Realignment / C-TECH

IRP Sites and MRSs by Classification				Study	40	13	0	5	12	1			\$3,271	\$8,178	\$0	\$0	\$0	\$2,693	\$546	\$280	FY13	\$576	\$1,248	
Response Complete	32	Response Complete	1	IRA	3(4)	0(0)	0(0)	4(4)					\$3,516	\$4,843	\$0	\$98	\$0	\$0	\$0	\$0	FY14	\$1,969	\$883	
High	0	MRSPP-1	0	MRSPP-7	0	Design	9	0	0	0	3	1		\$3,517	\$0	\$0	\$0	\$448	\$0	\$1,228	\$0	FY15	\$449	\$211
Medium	0	MRSPP-2	0	MRSPP-8	0	RA-C	8	0	0	0	4	1		\$8,149	\$0	\$30	\$0	\$0	\$0	\$1,819	\$0	FY16	\$400	\$146
Low	0	MRSPP-3	0	Evaluation Pending	18	RA-O	4	0	3	0	2	0		\$839	\$0	\$396	\$0	\$0	\$0	\$0	\$0	FY11-Comp. IRP		\$12,494
Not Evaluated	12	MRSPP-4	0	No Known/Suspected	0	LTM	1	0	7	0	10	1		\$377	\$0	\$43	\$0	\$167	\$0	\$320	\$0	FY11-Comp. MMRP		\$6,152
Not Required	8	MRSPP-5	0	No Longer Required	1	IRP Final RC: FY 2021 MRS Final RC: FY 2018						Total	\$19,669	\$13,021	\$469	\$98	\$615	\$2,693	\$3,913	\$280	\$0	FY11-Complete		\$18,646
Total IRP Sites	52	MRSPP-6	0	Total MRSs	19	Five-Year Review Completed and Planned for Future																		

IRP Progress in FY10:	RA-O at 3 sites; LTM at 6 sites; PCO at 3 sites; CMI at 3 sites; RFI/CMS at 3 sites	MMRP Progress in FY10:	No progress reported.
IRP Progress Planned for FY11-FY12:	RA-O continues at 3 sites; LTM at 6 sites; PCO at 4 sites; CMI at 6 sites	MMRP Progress Planned for FY11-FY12:	No actions planned.

AIR FORCE - WURTSMITH AFB / MI557002427800 / Proposed NPL / BRAC 1991 / RAB

IRP Sites and MRSs by Classification				Study	57	5	5	0	0			\$17,769	\$173	\$388	\$0	\$88	\$164	\$0	\$0	\$0	FY13	\$0	\$0	
Response Complete	41	Response Complete	4	IRA	22(35)	0(0)	4(4)	0(0)					\$6,241	\$0	\$2,240	\$0	\$49	\$0	\$0	\$0	FY14	\$0	\$0	
High	0	MRSPP-1	0	MRSPP-7	0	Design	3	0	0	0	2	0		\$6,804	\$0	\$0	\$0	\$0	\$0	\$0	\$0	FY15	\$0	\$0
Medium	3	MRSPP-2	0	MRSPP-8	0	RA-C	4	0	0	0	2	0		\$13,897	\$0	\$0	\$0	\$104	\$0	\$0	\$0	FY16	\$1,178	\$0
Low	1	MRSPP-3	0	Evaluation Pending	6	RA-O	2	0	16	0	5	0		\$23,760	\$0	\$3,990	\$0	\$18	\$0	\$0	\$0	FY11-Comp. IRP		\$13,319
Not Evaluated	1	MRSPP-4	0	No Known/Suspected	0	LTM	2	0	4	2	19	0		\$1,623	\$0	\$801	\$0	\$0	\$0	\$0	\$0	FY11-Comp. MMRP		\$164
Not Required	16	MRSPP-5	0	No Longer Required	4	IRP Final RC: FY 2047 MRS Final RC: FY 2011						Total	\$70,094	\$173	\$7,419	\$0	\$259	\$164	\$0	\$0	\$0	FY11-Complete		\$13,483
Total IRP Sites	62	MRSPP-6	0	Total MRSs	10	Five-Year Review Completed and Planned for Future																		

IRP Progress in FY10:	Refer to Page F-199.	MMRP Progress in FY10:	Refer to Page F-199.
IRP Progress Planned for FY11-FY12:	Refer to Page F-199.	MMRP Progress Planned for FY11-FY12:	Refer to Page F-199.

*CTC Delta Reason: C-TECH-Technical Issues, C-REG-Regulatory Issues, C-EST-Estimating Criteria

**Schedule Impact Reason: TECH-Technical, CONT-Contracting, PERS-Personnel, REG-Regulatory, FUND-Funding

Note: Totals reflect installation project funding allocated to individual sites and do not include program management and other support costs.

Table E-6 Status of Installations with FY11 to Completion Cost Estimate Greater Than \$10,000,000

DoD Component - Installation / FFID / NPL or Proposed NPL / BRAC Year / RAB / CTC Delta from FY09*																			
Phase	Completed		Underway		Future		FY10 Schedule Impact**		Costs Through FY10 (\$000)		FY10 Funds Obligated (\$000)		FY11 Execution Planned (\$000)		FY12 Planning Estimate (\$000)		Estimated Costs (\$000)		
	IRP	MMRP	IRP	MMRP	IRP	MMRP	IRP	MMRP	IRP	MMRP	IRP	MMRP	IRP	MMRP	IRP	MMRP	Fiscal Year	IRP	MMRP
	Sites (Actions)						IRP	MMRP	IRP	MMRP	IRP	MMRP	IRP	MMRP	IRP	MMRP			

Michigan

FORMERLY USED DEFENSE SITES - FORT CUSTER REC/INDUSTRIAL AREAS / MI59799F225300

IRP Sites and MRSs by Classification				Study	6	0	1	1	0	0														
Response Complete	6	Response Complete	0	IRA	0(0)	0(0)	0(0)	0(0)					\$1,076	\$193	\$82	\$0	\$92	\$0	\$0	\$18	FY13	\$0	\$0	
High	0	MRSPP-1	0	MRSPP-7	0	Design	5	0	0	0	1		\$384	\$0	\$0	\$0	\$0	\$0	\$0	\$0	FY14	\$0	\$302	
Medium	0	MRSPP-2	0	MRSPP-8	0	RA-C	3	0	0	0	1		\$575	\$0	\$0	\$0	\$0	\$0	\$0	\$0	FY15	\$0	\$0	
Low	1	MRSPP-3	0	Evaluation Pending	1	RA-O	0	0	0	0	0		\$0	\$0	\$0	\$0	\$0	\$0	\$0	\$0	FY16	\$0	\$0	
Not Evaluated	0	MRSPP-4	0	No Known/Suspected	0	LTM	3	0	0	0	1		\$283	\$0	\$29	\$0	\$0	\$0	\$0	\$0	FY11-Comp. IRP		\$2,065	
Not Required	0	MRSPP-5	0	No Longer Required	0	IRP Final RC: FY 2019		MRS Final RC: FY 2029					Total	\$2,318	\$193	\$111	\$0	\$92	\$0	\$0	\$18	FY11-Complete		\$20,576
Total IRP Sites	7	MRSPP-6	0	Total MRSs	1																			

IRP Progress in FY10: Roberts Packaging proj 06 complete.

IRP Progress Planned for FY11-FY12: EPI Printing Proj 05 completion, INPR Revision initiation, w MMRP Realignment Completion

MMRP Progress in FY10: No progress reported.

MMRP Progress Planned for FY11-FY12: No actions planned.

FORMERLY USED DEFENSE SITES - KINCHELOE AIR FORCE BASE / MI59799F226000 / RAB / C-EST

IRP Sites and MRSs by Classification				Study	7	1	3	0	0	0														
Response Complete	6	Response Complete	1	IRA	1(1)	0(0)	0(0)	0(0)					\$17,956	\$146	\$593	\$0	\$1,032	\$0	\$77	\$0	FY13	\$1,318	\$0	
High	2	MRSPP-1	0	MRSPP-7	0	Design	7	0	1	0	1		\$2,336	\$0	\$0	\$0	\$50	\$0	\$196	\$0	FY14	\$2,689	\$0	
Medium	0	MRSPP-2	0	MRSPP-8	0	RA-C	8	0	0	0	1		\$6,035	\$0	\$0	\$0	\$0	\$0	\$0	\$0	FY15	\$2,969	\$0	
Low	0	MRSPP-3	0	Evaluation Pending	0	RA-O	0	0	3	0	2		\$2,470	\$0	\$290	\$0	\$977	\$0	\$409	\$0	FY16	\$1,275	\$0	
Not Evaluated	0	MRSPP-4	0	No Known/Suspected	0	LTM	3	0	2	0	3		\$301	\$0	\$11	\$0	\$0	\$0	\$0	\$0	FY11-Comp. IRP		\$29,074	
Not Required	2	MRSPP-5	0	No Longer Required	1	IRP Final RC: FY 2019		MRS Final RC: FY 2010					Total	\$29,933	\$146	\$894	\$0	\$2,059	\$0	\$682	\$0	FY11-Complete		\$29,074
Total IRP Sites	10	MRSPP-6	0	Total MRSs	1																			

IRP Progress in FY10: PRP INPR revision, MMRP realignment, Award RI completion work, Sentinel well annual sampling completed/ awarded for FY 11.

IRP Progress Planned for FY11-FY12: Multiple Areas RI completion, Sentinel well annual sampling completed/ award for FY 12.

MMRP Progress in FY10: No progress reported.

MMRP Progress Planned for FY11-FY12: No actions planned.

FORMERLY USED DEFENSE SITES - WURTSMITH BOMBING GUNNERY RANGE / MI59799FA23600

IRP Sites and MRSs by Classification				Study	0	0	0	1	0	0														
Response Complete	0	Response Complete	0	IRA	0(0)	0(0)	0(0)	0(0)					\$0	\$156	\$0	\$10	\$0	\$10	\$0	\$0	FY13	\$0	\$0	
High	0	MRSPP-1	0	MRSPP-7	0	Design	0	0	0	0	1		\$0	\$0	\$0	\$0	\$0	\$0	\$0	\$0	FY14	\$0	\$0	
Medium	0	MRSPP-2	0	MRSPP-8	0	RA-C	0	0	0	0	1		\$0	\$0	\$0	\$0	\$0	\$0	\$0	\$0	FY15	\$0	\$0	
Low	0	MRSPP-3	0	Evaluation Pending	1	RA-O	0	0	0	0	0		\$0	\$0	\$0	\$0	\$0	\$0	\$0	\$0	FY16	\$0	\$0	
Not Evaluated	0	MRSPP-4	0	No Known/Suspected	0	LTM	0	0	0	0	1		\$0	\$0	\$0	\$0	\$0	\$0	\$0	\$0	FY11-Comp. IRP		\$0	
Not Required	0	MRSPP-5	0	No Longer Required	0	IRP Final RC: FY -		MRS Final RC: FY 2032					Total	\$0	\$156	\$0	\$10	\$0	\$10	\$0	\$0	FY11-Comp. MMRP		\$19,951
Total IRP Sites	0	MRSPP-6	0	Total MRSs	1																			

IRP Progress in FY10: No IRP sites identified.

IRP Progress Planned for FY11-FY12: No IRP sites identified.

MMRP Progress in FY10: MMRP SI field work complete, draft report submitted

MMRP Progress Planned for FY11-FY12: MMRP SI rpt completion 2Q and anticipated RI start

*CTC Delta Reason: C-TECH-Technical Issues, C-REG-Regulatory Issues, C-EST-Estimating Criteria

**Schedule Impact Reason: TECH-Technical, CONT-Contracting, PERS-Personnel, REG-Regulatory, FUND-Funding

Note: Totals reflect installation project funding allocated to individual sites and do not include program management and other support costs.

Table E-6 Status of Installations with FY11 to Completion Cost Estimate Greater Than \$10,000,000

DoD Component - Installation / FFID / NPL or Proposed NPL / BRAC Year / RAB / CTC Delta from FY09*																			
Phase	Completed		Underway		Future		FY10 Schedule Impact**		Costs Through FY10 (\$000)		FY10 Funds Obligated (\$000)		FY11 Execution Planned (\$000)		FY12 Planning Estimate (\$000)		Estimated Costs (\$000)		
	IRP	MMRP	IRP	MMRP	IRP	MMRP	IRP	MMRP	IRP	MMRP	IRP	MMRP	IRP	MMRP	IRP	MMRP	Fiscal Year	IRP	MMRP
	Sites (Actions)						IRP	MMRP	IRP	MMRP	IRP	MMRP	IRP	MMRP	IRP	MMRP			

Minnesota

ARMY - TWIN CITIES ARMY AMMUNITION PLANT / MN521382090800 / NPL / RAB / C-EST

IRP Sites and MRSs by Classification				Study	25	0	1	0	0	0			\$17,490	\$0	\$416	\$0	\$10	\$0	\$0	\$0	FY13	\$1,263	\$0
Response Complete	17	Response Complete	0	IRA	9(14)	0(0)	0(0)	0(0)					\$15,206	\$0	\$0	\$0	\$0	\$0	\$0	\$0	FY14	\$1,194	\$0
High	0	MRSPP-1	0	MRSPP-7	0	0	0	0	0	0			\$9,928	\$0	\$0	\$0	\$0	\$0	\$0	\$0	FY15	\$1,306	\$0
Medium	0	MRSPP-2	0	MRSPP-8	0	RA-C	21	0	0	0	0		\$92,090	\$0	\$0	\$0	\$0	\$0	\$0	\$0	FY16	\$1,235	\$0
Low	1	MRSPP-3	0	Evaluation Pending	0	RA-O	10	0	8	0	0		\$26,777	\$0	\$1,241	\$0	\$1,222	\$0	\$45,858	\$0	FY11-Comp. IRP		\$80,401
Not Evaluated	0	MRSPP-4	0	No Known/Suspected	0	LTM	0	0	10	0	4		\$1,034	\$0	\$0	\$0	\$0	\$0	\$0	\$0	FY11-Comp. MMRP		\$0
Not Required	8	MRSPP-5	0	No Longer Required	0	IRP Final RC: FY 2040 MRS Final RC: FY -					Total	\$162,525	\$0	\$1,657	\$0	\$1,232	\$0	\$45,858	\$0	FY11-Complete		\$80,401	
Total IRP Sites	26	MRSPP-6	0	Total MRSs	0	Five-Year Review Completed and Planned for Future																	

IRP Progress in FY10: Refer to Page F-182.

IRP Progress Planned for FY11-FY12: Refer to Page F-182.

MMRP Progress in FY10: No MMRP sites identified.

MMRP Progress Planned for FY11-FY12: No MMRP sites identified.

NAVY - FRIDLEY NIROP / MN517002291400 / NPL / RAB / C-TECH

IRP Sites and MRSs by Classification				Study	5	0	0	0	0	0	FUND		\$8,315	\$0	\$0	\$0	\$0	\$0	\$0	\$0	FY13	\$736	\$0
Response Complete	4	Response Complete	0	IRA	4(6)	0(0)	0(0)	0(0)					\$4,744	\$0	\$0	\$0	\$0	\$0	\$0	\$0	FY14	\$714	\$0
High	0	MRSPP-1	0	MRSPP-7	0	Design	1	0	0	0	0		\$1,649	\$0	\$0	\$0	\$0	\$0	\$0	\$0	FY15	\$1,087	\$0
Medium	0	MRSPP-2	0	MRSPP-8	0	RA-C	1	0	0	0	0	FUND	\$14,741	\$0	\$0	\$0	\$0	\$0	\$0	\$0	FY16	\$1,332	\$0
Low	0	MRSPP-3	0	Evaluation Pending	0	RA-O	0	0	1	0	0		\$9,529	\$0	\$917	\$0	\$1,130	\$0	\$772	\$0	FY11-Comp. IRP		\$14,788
Not Evaluated	0	MRSPP-4	0	No Known/Suspected	0	LTM	0	0	0	0	1		\$0	\$0	\$0	\$0	\$0	\$0	\$0	\$0	FY11-Comp. MMRP		\$0
Not Required	1	MRSPP-5	0	No Longer Required	0	IRP Final RC: FY 2034 MRS Final RC: FY -					Total	\$38,978	\$0	\$917	\$0	\$1,130	\$0	\$772	\$0	FY11-Complete		\$14,788	
Total IRP Sites	5	MRSPP-6	0	Total MRSs	0	Five-Year Review Completed and Planned for Future																	

IRP Progress in FY10: Refer to Page F-77.

IRP Progress Planned for FY11-FY12: Refer to Page F-77.

MMRP Progress in FY10: No MMRP sites identified.

MMRP Progress Planned for FY11-FY12: No MMRP sites identified.

*CTC Delta Reason: C-TECH-Technical Issues, C-REG-Regulatory Issues, C-EST-Estimating Criteria

**Schedule Impact Reason: TECH-Technical, CONT-Contracting, PERS-Personnel, REG-Regulatory, FUND-Funding

Note: Totals reflect installation project funding allocated to individual sites and do not include program management and other support costs.

Table E-6 Status of Installations with FY11 to Completion Cost Estimate Greater Than \$10,000,000

DoD Component - Installation / FFID / NPL or Proposed NPL / BRAC Year / RAB / CTC Delta from FY09*																			
Phase	Completed		Underway		Future		FY10 Schedule Impact**		Costs Through FY10 (\$000)		FY10 Funds Obligated (\$000)		FY11 Execution Planned (\$000)		FY12 Planning Estimate (\$000)		Estimated Costs (\$000)		
	IRP	MMRP	IRP	MMRP	IRP	MMRP	IRP	MMRP	IRP	MMRP	IRP	MMRP	IRP	MMRP	IRP	MMRP	Fiscal Year	IRP	MMRP
	Sites (Actions)						IRP	MMRP	IRP	MMRP	IRP	MMRP	IRP	MMRP	IRP	MMRP			

Mississippi

NAVY - GULFPORT NCBC / MS417002262600 / RAB / C-TECH

IRP Sites and MRSs by Classification				Study	8	0	2	1	0	0			\$9,531	\$218	\$1,235	\$218	\$55	\$0	\$0	\$139	FY13	\$993	\$0
Response Complete	1	Response Complete	0	IRA	5(6)	0(0)	0(0)	0(0)					\$7,331	\$0	\$0	\$0	\$0	\$0	\$0	\$0	FY14	\$335	\$0
High	0	MRSPP-1	0	MRSPP-7	0	Design	3	0	0	0	1	0	\$1,327	\$0	\$87	\$0	\$0	\$0	\$66	\$0	FY15	\$334	\$0
Medium	3	MRSPP-2	0	MRSPP-8	0	RA-C	4	0	1	0	3	0	\$10,184	\$0	\$1,870	\$0	\$1,356	\$0	\$1,976	\$0	FY16	\$195	\$0
Low	1	MRSPP-3	0	Evaluation Pending	1	RA-O	1	0	2	0	1	0	\$976	\$0	\$450	\$0	\$130	\$0	\$0	\$0	FY11-Comp. IRP		\$10,430
Not Evaluated	0	MRSPP-4	0	No Known/Suspected	0	LTM	0	0	3	0	6	0	\$376	\$0	\$230	\$0	\$177	\$0	\$133	\$0	FY11-Comp. MMRP		\$139
Not Required	5	MRSPP-5	0	No Longer Required	0	IRP Final RC: FY 2016 MRS Final RC: FY 2015					Total	\$29,725	\$218	\$3,872	\$218	\$1,718	\$0	\$2,175	\$139	FY11-Complete		\$10,569	
Total IRP Sites	10	MRSPP-6	0	Total MRSs	1	Five-Year Review Underway and Planned for Future																	

<p>IRP Progress in FY10: Site 1 - RI investigation complete FS initiated. Site 3 - RI Report in review. Site 5 - RA Complete. Site 6 - Completed 1st Yr LTM. Site 8 - RA complete, Additional monitoring complete. Site 10 - DD complete, RA underway.</p> <p>IRP Progress Planned for FY11-FY12: Site 1 - Complete FS PP DD and RD. Site 2 - Initiate RI/FS. Site 3 - Complete RD. Site 4 - Complete DD RD RA, begin LTM. Site 5 - Begin LTM. Site 6 - Continue 2nd Year LTM. Site 8 - Begin LTM. Site 10 - Complete RA, begin LTM.</p>	<p>MMRP Progress in FY10: NCBC MRP PA funded</p> <p>MMRP Progress Planned for FY11-FY12: Complete NCBC MRP PA</p>
--	---

AIR FORCE - COLUMBUS AIR FORCE BASE / MS457152406000 / C-TECH

IRP Sites and MRSs by Classification				Study	33	1	0	0	0	0			\$7,556	\$0	\$183	\$0	\$0	\$0	\$0	\$0	FY13	\$220	\$0
Response Complete	29	Response Complete	1	IRA	12(13)	0(0)	0(0)	0(0)					\$2,482	\$0	\$0	\$0	\$0	\$0	\$0	\$0	FY14	\$230	\$0
High	0	MRSPP-1	0	MRSPP-7	0	Design	6	0	2	0	0	0	\$2,935	\$0	\$0	\$0	\$0	\$0	\$0	\$0	FY15	\$227	\$0
Medium	1	MRSPP-2	0	MRSPP-8	0	RA-C	4	0	1	0	0	0	\$5,000	\$0	\$0	\$0	\$0	\$0	\$0	\$0	FY16	\$247	\$0
Low	1	MRSPP-3	0	Evaluation Pending	0	RA-O	1	0	2	0	0	0	\$3,257	\$0	\$0	\$0	\$0	\$0	\$0	\$0	FY11-Comp. IRP		\$11,495
Not Evaluated	0	MRSPP-4	0	No Known/Suspected	0	LTM	2	0	6	0	4	0	\$3,898	\$0	\$0	\$0	\$883	\$0	\$1,607	\$0	FY11-Comp. MMRP		\$0
Not Required	2	MRSPP-5	0	No Longer Required	1	IRP Final RC: FY 2012 MRS Final RC: FY 2003					Total	\$25,128	\$0	\$183	\$0	\$883	\$0	\$1,607	\$0	FY11-Complete		\$11,495	
Total IRP Sites	33	MRSPP-6	0	Total MRSs	1	Five-Year Review Completed and Planned for Future																	

<p>IRP Progress in FY10: Community Relations/RAB Support and Records of Decision for SS-28 & OD-33</p> <p>IRP Progress Planned for FY11-FY12: SS26 Remediation System Demolition; Remedial Action / Operation, Spill Site 26; and IRA - former skeet ranges & 1000 range</p>	<p>MMRP Progress in FY10: Completed the basewide Mod CSE Phase I Report. Began work on the basewide CSE Phase II. Awarded the TCRA.</p> <p>MMRP Progress Planned for FY11-FY12: Complete the TCRA and CSE Phase II.</p>
--	---

FORMERLY USED DEFENSE SITES - GULF ORDNANCE PLANT / MS49799F000500

IRP Sites and MRSs by Classification				Study	5	0	0	7	0	0			\$777	\$152	\$0	\$0	\$0	\$0	\$0	\$0	FY13	\$0	\$0
Response Complete	5	Response Complete	0	IRA	0(0)	0(0)	0(0)	0(0)					\$0	\$0	\$0	\$0	\$0	\$0	\$0	\$0	FY14	\$0	\$0
High	0	MRSPP-1	0	MRSPP-7	0	Design	3	0	0	0	0	7	\$203	\$0	\$0	\$0	\$0	\$0	\$0	\$0	FY15	\$0	\$0
Medium	0	MRSPP-2	0	MRSPP-8	0	RA-C	3	0	0	0	0	7	\$516	\$0	\$0	\$0	\$0	\$0	\$0	\$0	FY16	\$0	\$0
Low	0	MRSPP-3	1	Evaluation Pending	1	RA-O	0	0	0	0	0	0	\$0	\$0	\$0	\$0	\$0	\$0	\$0	\$0	FY11-Comp. IRP		\$0
Not Evaluated	0	MRSPP-4	1	No Known/Suspected	0	LTM	3	0	0	0	0	7	\$2	\$0	\$0	\$0	\$0	\$0	\$0	\$0	FY11-Comp. MMRP		\$19,393
Not Required	0	MRSPP-5	2	No Longer Required	0	IRP Final RC: FY 2002 MRS Final RC: FY 2035					Total	\$1,498	\$152	\$0	\$0	\$0	\$0	\$0	\$0	\$0	FY11-Complete		\$19,393
Total IRP Sites	5	MRSPP-6	2	Total MRSs	7																		

<p>IRP Progress in FY10: No progress reported.</p> <p>IRP Progress Planned for FY11-FY12: No actions planned.</p>	<p>MMRP Progress in FY10: No progress reported.</p> <p>MMRP Progress Planned for FY11-FY12: No actions planned.</p>
---	---

*CTC Delta Reason: C-TECH-Technical Issues, C-REG-Regulatory Issues, C-EST-Estimating Criteria

**Schedule Impact Reason: TECH-Technical, CONT-Contracting, PERS-Personnel, REG-Regulatory, FUND-Funding

Note: Totals reflect installation project funding allocated to individual sites and do not include program management and other support costs.

Table E-6 Status of Installations with FY11 to Completion Cost Estimate Greater Than \$10,000,000

DoD Component - Installation / FFID / NPL or Proposed NPL / BRAC Year / RAB / CTC Delta from FY09*																			
Phase	Completed		Underway		Future		FY10 Schedule Impact**		Costs Through FY10 (\$000)		FY10 Funds Obligated (\$000)		FY11 Execution Planned (\$000)		FY12 Planning Estimate (\$000)		Estimated Costs (\$000)		
	IRP	MMRP	IRP	MMRP	IRP	MMRP	IRP	MMRP	IRP	MMRP	IRP	MMRP	IRP	MMRP	IRP	MMRP	Fiscal Year	IRP	MMRP
	Sites (Actions)						IRP	MMRP	IRP	MMRP	IRP	MMRP	IRP	MMRP	IRP	MMRP			

Mississippi

FORMERLY USED DEFENSE SITES - MEEHAN RANGE / MS49799F743800

IRP Sites and MRSs by Classification				Study	0	0	0	1	0	0			\$0	\$167	\$0	\$0	\$0	\$0	\$0	\$0	FY13	\$0	\$0
Response Complete	0	Response Complete	0	IRA	0(0)	0(0)	0(0)	0(0)					\$0	\$0	\$0	\$0	\$0	\$0	\$0	\$0	FY14	\$0	\$0
High	0	MRSPP-1	0	MRSPP-7	0	0	0	0	0	1			\$0	\$0	\$0	\$0	\$0	\$0	\$0	\$0	FY15	\$0	\$0
Medium	0	MRSPP-2	0	MRSPP-8	0	RA-C	0	0	0	0	1		\$0	\$0	\$0	\$0	\$0	\$0	\$0	\$0	FY16	\$0	\$0
Low	0	MRSPP-3	0	Evaluation Pending	1	RA-O	0	0	0	0	0		\$0	\$0	\$0	\$0	\$0	\$0	\$0	\$0	FY11-Comp. IRP		\$0
Not Evaluated	0	MRSPP-4	0	No Known/Suspected	0	LTM	0	0	0	0	1		\$0	\$0	\$0	\$0	\$0	\$0	\$0	\$0	FY11-Comp. MMRP		\$14,362
Not Required	0	MRSPP-5	0	No Longer Required	0	IRP Final RC: FY - MRS Final RC: FY 2063					Total	\$0	\$167	\$0	\$0	\$0	\$0	\$0	\$0	\$0	FY11-Complete		\$14,362
Total IRP Sites	0	MRSPP-6	0	Total MRSs	1																		

IRP Progress in FY10: No IRP sites identified.

IRP Progress Planned for FY11-FY12: No IRP sites identified.

MMRP Progress in FY10: No progress reported.

MMRP Progress Planned for FY11-FY12: No actions planned.

FORMERLY USED DEFENSE SITES - MISSISSIPPI ORD PLANT / MS49799F007700

IRP Sites and MRSs by Classification				Study	2	0	0	1	0	0			\$12	\$191	\$0	\$0	\$0	\$0	\$0	\$0	FY13	\$0	\$0
Response Complete	2	Response Complete	0	IRA	0(0)	0(0)	0(0)	0(0)					\$0	\$0	\$0	\$0	\$0	\$0	\$0	\$0	FY14	\$0	\$0
High	0	MRSPP-1	0	MRSPP-7	0	Design	2	0	0	0	1		\$59	\$0	\$0	\$0	\$0	\$0	\$0	\$0	FY15	\$0	\$0
Medium	0	MRSPP-2	0	MRSPP-8	0	RA-C	2	0	0	0	1		\$599	\$0	\$0	\$0	\$0	\$0	\$0	\$0	FY16	\$0	\$0
Low	0	MRSPP-3	0	Evaluation Pending	1	RA-O	0	0	0	0	0		\$0	\$0	\$0	\$0	\$0	\$0	\$0	\$0	FY11-Comp. IRP		\$0
Not Evaluated	0	MRSPP-4	0	No Known/Suspected	0	LTM	0	0	0	0	1		\$0	\$0	\$0	\$0	\$0	\$0	\$0	\$0	FY11-Comp. MMRP		\$19,531
Not Required	0	MRSPP-5	0	No Longer Required	0	IRP Final RC: FY 2005 MRS Final RC: FY 2055					Total	\$670	\$191	\$0	\$0	\$0	\$0	\$0	\$0	\$0	FY11-Complete		\$19,531
Total IRP Sites	2	MRSPP-6	0	Total MRSs	1																		

IRP Progress in FY10: No progress reported.

IRP Progress Planned for FY11-FY12: No actions planned.

MMRP Progress in FY10: No progress reported.

MMRP Progress Planned for FY11-FY12: No actions planned.

FORMERLY USED DEFENSE SITES - PACHUTA BOMB & GUN RANGE / MS49799F013100

IRP Sites and MRSs by Classification				Study	0	0	0	1	0	0			\$0	\$193	\$0	\$0	\$0	\$0	\$0	\$0	FY13	\$0	\$0
Response Complete	0	Response Complete	0	IRA	0(0)	0(0)	0(0)	0(0)					\$0	\$0	\$0	\$0	\$0	\$0	\$0	\$0	FY14	\$0	\$0
High	0	MRSPP-1	0	MRSPP-7	0	Design	0	0	0	0	1		\$0	\$0	\$0	\$0	\$0	\$0	\$0	\$0	FY15	\$0	\$0
Medium	0	MRSPP-2	0	MRSPP-8	0	RA-C	0	0	0	0	1		\$0	\$0	\$0	\$0	\$0	\$0	\$0	\$0	FY16	\$0	\$0
Low	0	MRSPP-3	0	Evaluation Pending	1	RA-O	0	0	0	0	0		\$0	\$0	\$0	\$0	\$0	\$0	\$0	\$0	FY11-Comp. IRP		\$0
Not Evaluated	0	MRSPP-4	0	No Known/Suspected	0	LTM	0	0	0	0	1		\$0	\$0	\$0	\$0	\$0	\$0	\$0	\$0	FY11-Comp. MMRP		\$10,319
Not Required	0	MRSPP-5	0	No Longer Required	0	IRP Final RC: FY - MRS Final RC: FY 2048					Total	\$0	\$193	\$0	\$0	\$0	\$0	\$0	\$0	\$0	FY11-Complete		\$10,319
Total IRP Sites	0	MRSPP-6	0	Total MRSs	1																		

IRP Progress in FY10: No IRP sites identified.

IRP Progress Planned for FY11-FY12: No IRP sites identified.

MMRP Progress in FY10: No progress reported.

MMRP Progress Planned for FY11-FY12: No actions planned.

*CTC Delta Reason: C-TECH-Technical Issues, C-REG-Regulatory Issues, C-EST-Estimating Criteria

**Schedule Impact Reason: TECH-Technical, CONT-Contracting, PERS-Personnel, REG-Regulatory, FUND-Funding

Note: Totals reflect installation project funding allocated to individual sites and do not include program management and other support costs.

Table E-6 Status of Installations with FY11 to Completion Cost Estimate Greater Than \$10,000,000

DoD Component - Installation / FFID / NPL or Proposed NPL / BRAC Year / RAB / CTC Delta from FY09*																			
Phase	Completed		Underway		Future		FY10 Schedule Impact**		Costs Through FY10 (\$000)		FY10 Funds Obligated (\$000)		FY11 Execution Planned (\$000)		FY12 Planning Estimate (\$000)		Estimated Costs (\$000)		
	IRP	MMRP	IRP	MMRP	IRP	MMRP	IRP	MMRP	IRP	MMRP	IRP	MMRP	IRP	MMRP	IRP	MMRP	Fiscal Year	IRP	MMRP
	Sites (Actions)						IRP	MMRP	IRP	MMRP	IRP	MMRP	IRP	MMRP	IRP	MMRP			

Mississippi

FORMERLY USED DEFENSE SITES - VAN DORN-ARMY TRNG CAMP / MS49799F001700

IRP Sites and MRSs by Classification					Study	1	0	0	1	0	0			\$0	\$182	\$0	\$0	\$0	\$1,303	\$0	\$2,941	FY13	\$0	\$0
Response Complete	1	Response Complete	0		IRA	0(0)	0(0)	0(0)	0(0)					\$0	\$0	\$0	\$0	\$0	\$0	\$0	\$0	FY14	\$0	\$0
High	0	MRSPP-1	0	MRSPP-7	0	Design	1	0	0	0	0	1		\$7	\$0	\$0	\$0	\$0	\$0	\$0	\$0	FY15	\$0	\$0
Medium	0	MRSPP-2	0	MRSPP-8	0	RA-C	0	0	0	0	0	1		\$0	\$0	\$0	\$0	\$0	\$0	\$0	\$0	FY16	\$0	\$0
Low	0	MRSPP-3	0	Evaluation Pending	1	RA-O	0	0	0	0	0	0		\$0	\$0	\$0	\$0	\$0	\$0	\$0	\$0	FY11-Comp. IRP		\$0
Not Evaluated	0	MRSPP-4	0	No Known/Suspected	0	LTM	0	0	0	0	0	1		\$0	\$0	\$0	\$0	\$0	\$0	\$0	\$0	FY11-Comp. MMRP		\$57,804
Not Required	0	MRSPP-5	0	No Longer Required	0	IRP Final RC: FY 2005		MRS Final RC: FY 2049		Total				\$7	\$182	\$0	\$0	\$0	\$1,303	\$0	\$2,941	FY11-Complete		\$57,804
Total IRP Sites	1	MRSPP-6	0	Total MRSs	1																			

IRP Progress No progress reported. in FY10:

IRP Progress Planned No actions planned. for FY11-FY12:

MMRP Progress No progress reported. in FY10:

MMRP Progress Planned Initiate remedial investigation phase effort if funding is available. for FY11-FY12:

*CTC Delta Reason: C-TECH-Technical Issues, C-REG-Regulatory Issues, C-EST-Estimating Criteria

**Schedule Impact Reason: TECH-Technical, CONT-Contracting, PERS-Personnel, REG-Regulatory, FUND-Funding

Note: Totals reflect installation project funding allocated to individual sites and do not include program management and other support costs.

Table E-6 Status of Installations with FY11 to Completion Cost Estimate Greater Than \$10,000,000

DoD Component - Installation / FFID / NPL or Proposed NPL / BRAC Year / RAB / CTC Delta from FY09*																								
	Phase	Completed						Underway		Future		FY10 Schedule Impact**		Costs Through FY10 (\$000)		FY10 Funds Obligated (\$000)		FY11 Execution Planned (\$000)		FY12 Planning Estimate (\$000)		Estimated Costs (\$000)		
		IRP	MMRP	IRP	MMRP	IRP	MMRP	IRP	MMRP	IRP	MMRP	IRP	MMRP	IRP	MMRP	IRP	MMRP	IRP	MMRP	Fiscal Year	IRP	MMRP		
		Sites (Actions)																						

Missouri

ARMY - FORT LEONARD WOOD / MO721372097900 / C-TECH

IRP Sites and MRSs by Classification				Study	61	4	17	9	0	0			\$27,278	\$615	\$0	\$21	\$795	\$1,667	\$0	\$0	FY13	\$850	\$0
Response Complete	61	Response Complete	4	IRA	5(5)	0(0)	1(1)	0(0)					\$1,394	\$0	\$0	\$0	\$244	\$0	\$0	\$0	FY14	\$487	\$213
High	0	MRSPP-1	0	MRSPP-7	0	Design	4	0	3	0	0	6	\$79	\$0	\$0	\$0	\$0	\$0	\$0	\$0	FY15	\$496	\$5,618
Medium	1	MRSPP-2	0	MRSPP-8	0	RA-C	24	0	4	0	2	6	\$2,715	\$0	\$0	\$0	\$0	\$0	\$2,951	\$0	FY16	\$478	\$108
Low	7	MRSPP-3	3	Evaluation Pending	3	RA-O	0	0	0	0	4		\$775	\$0	\$775	\$0	\$0	\$0	\$0	\$0	FY11-Comp. IRP		\$12,607
Not Evaluated	9	MRSPP-4	0	No Known/Suspected	2	LTM	0	0	3	0	3	0	\$204	\$0	\$204	\$0	\$632	\$0	\$475	\$0	FY11-Comp. MMRP		\$9,470
Not Required	0	MRSPP-5	1	No Longer Required	4	IRP Final RC: FY 2014 MRS Final RC: FY 2045						Total	\$32,445	\$615	\$979	\$21	\$1,671	\$1,667	\$3,426	\$0	FY11-Complete		\$22,077
Total IRP Sites	78	MRSPP-6	0	Total MRSs	13	Five-Year Review Planned for Future																	

<p>IRP Progress in FY10: A remedial investigation (RI) was completed at FLW-002 and 003 and remedy-in-place (RIP) has been achieved. A phase I performance-based contract (PBC) for the remaining investigations and cleanups is underway. A phase II PBC for long-term management (LTM) at FLW-002 and FLW-003 is also underway. Decision documents (DDs) for numerous sites are expected during fiscal year (FY)10.</p> <p>IRP Progress Planned for FY11-FY12: The LTM will continue at FLW-002, 003, and 056. An RIP is expected at FLW-008, 028, 059, and 060. It is expected that sites FLW-007 and FLW-009 will require reopening and further investigation.</p>	<p>MMRP Progress in FY10: Site FTLWD-013 had fieldwork for the site inspection (SI) completed in March 2010.</p> <p>MMRP Progress Planned for FY11-FY12: Complete SI at FTLWD-013. The RI is scheduled to begin for all necessary sites in FY11.</p>
--	--

ARMY - JFHQ MO ARNG / MO72118290NG00

IRP Sites and MRSs by Classification				Study	0	0	0	18	0	0			\$0	\$454	\$0	\$454	\$0	\$1,380	\$0	\$2,255	FY13	\$0	\$0
Response Complete	0	Response Complete	0	IRA	0(0)	0(0)	0(0)	0(0)					\$0	\$0	\$0	\$0	\$0	\$0	\$0	\$0	FY14	\$0	\$907
High	0	MRSPP-1	0	MRSPP-7	0	Design	0	0	0	0	7		\$0	\$0	\$0	\$0	\$0	\$0	\$0	\$0	FY15	\$0	\$3,180
Medium	0	MRSPP-2	0	MRSPP-8	0	RA-C	0	0	0	0	7		\$0	\$0	\$0	\$0	\$0	\$0	\$0	\$0	FY16	\$0	\$505
Low	0	MRSPP-3	0	Evaluation Pending	18	RA-O	0	0	0	0	0		\$0	\$0	\$0	\$0	\$0	\$0	\$0	\$0	FY11-Comp. IRP		\$0
Not Evaluated	0	MRSPP-4	0	No Known/Suspected	0	LTM	0	0	0	0	2		\$0	\$0	\$0	\$0	\$0	\$0	\$0	\$0	FY11-Comp. MMRP		\$11,704
Not Required	0	MRSPP-5	0	No Longer Required	0	IRP Final RC: FY - MRS Final RC: FY 2021						Total	\$0	\$454	\$0	\$454	\$0	\$1,380	\$0	\$2,255	FY11-Complete		\$11,704
Total IRP Sites	0	MRSPP-6	0	Total MRSs	18																		

<p>IRP Progress in FY10: No IRP sites identified.</p> <p>IRP Progress Planned for FY11-FY12: No IRP sites identified.</p>	<p>MMRP Progress in FY10: An SI was awarded and initiated in FY10.</p> <p>MMRP Progress Planned for FY11-FY12: The SI is expected to be completed in FY12.</p>
---	--

ARMY - LAKE CITY ARMY AMMUNITION PLANT / MO721382048900 / NPL / RAB / C-EST

IRP Sites and MRSs by Classification				Study	37	0	0	0	0	0			\$31,236	\$0	\$0	\$0	\$0	\$0	\$0	\$0	FY13	\$2,985	\$0
Response Complete	19	Response Complete	0	IRA	6(9)	0(0)	0(0)	0(0)					\$40,828	\$0	\$0	\$0	\$0	\$0	\$0	\$0	FY14	\$3,039	\$0
High	0	MRSPP-1	0	MRSPP-7	0	Design	18	0	0	0	0		\$5,644	\$0	\$0	\$0	\$0	\$0	\$0	\$0	FY15	\$3,089	\$0
Medium	0	MRSPP-2	0	MRSPP-8	0	RA-C	22	0	0	0	0		\$59,324	\$0	\$0	\$0	\$0	\$0	\$0	\$0	FY16	\$3,142	\$0
Low	0	MRSPP-3	0	Evaluation Pending	0	RA-O	3	0	18	0	0		\$9,621	\$0	\$2,458	\$0	\$1,785	\$0	\$1,812	\$0	FY11-Comp. IRP		\$79,271
Not Evaluated	0	MRSPP-4	0	No Known/Suspected	0	LTM	0	0	15	0	0		\$1,358	\$0	\$0	\$0	\$0	\$0	\$0	\$0	FY11-Comp. MMRP		\$0
Not Required	18	MRSPP-5	0	No Longer Required	0	IRP Final RC: FY 2048 MRS Final RC: FY -						Total	\$148,011	\$0	\$2,458	\$0	\$1,785	\$0	\$1,812	\$0	FY11-Complete		\$79,271
Total IRP Sites	37	MRSPP-6	0	Total MRSs	0	Five-Year Review Completed and Underway																	

<p>IRP Progress in FY10: Refer to Page F-100.</p> <p>IRP Progress Planned for FY11-FY12: Refer to Page F-100.</p>	<p>MMRP Progress in FY10: No MMRP sites identified.</p> <p>MMRP Progress Planned for FY11-FY12: No MMRP sites identified.</p>
---	---

*CTC Delta Reason: C-TECH-Technical Issues, C-REG-Regulatory Issues, C-EST-Estimating Criteria

**Schedule Impact Reason: TECH-Technical, CONT-Contracting, PERS-Personnel, REG-Regulatory, FUND-Funding

Note: Totals reflect installation project funding allocated to individual sites and do not include program management and other support costs.

Table E-6 Status of Installations with FY11 to Completion Cost Estimate Greater Than \$10,000,000

DoD Component - Installation / FFID / NPL or Proposed NPL / BRAC Year / RAB / CTC Delta from FY09*																				
	Phase	Completed		Underway		Future		FY10 Schedule Impact**		Costs Through FY10 (\$000)		FY10 Funds Obligated (\$000)		FY11 Execution Planned (\$000)		FY12 Planning Estimate (\$000)		Estimated Costs (\$000)		
		IRP	MMRP	IRP	MMRP	IRP	MMRP	IRP	MMRP	IRP	MMRP	IRP	MMRP	IRP	MMRP	IRP	MMRP	Fiscal Year	IRP	MMRP
		Sites (Actions)								IRP	MMRP	IRP	MMRP	IRP	MMRP	IRP	MMRP	IRP	MMRP	

Missouri

FORMERLY USED DEFENSE SITES - TYSON VALLEY POWDER FARM / MO79799F036900 / C-EST

IRP Sites and MRSs by Classification					Study	1	1	1	0	0	0												
Response Complete	1	Response Complete	1		IRA	1(1)	0(0)	0(0)	0(0)				\$17,691	\$147	\$3,386	\$3	\$2,112	\$0	\$1,586	\$0	FY13	\$576	\$0
High	1	MRSPP-1	0	MRSPP-7	0	Design	1	0	1	0	0	0	\$30	\$0	\$0	\$0	\$0	\$0	\$0	\$0	FY14	\$1,789	\$0
Medium	0	MRSPP-2	0	MRSPP-8	0	RA-C	0	0	0	0	1	0	\$0	\$0	\$0	\$0	\$0	\$0	\$0	\$0	FY15	\$5,647	\$0
Low	0	MRSPP-3	0	Evaluation Pending	0	RA-O	0	0	0	0	1	0	\$0	\$0	\$0	\$0	\$0	\$0	\$0	\$0	FY16	\$215	\$0
Not Evaluated	0	MRSPP-4	0	No Known/Suspected	0	LTM	1	0	0	0	0	0	\$0	\$0	\$0	\$0	\$0	\$0	\$0	\$0	FY11-Comp. IRP		\$16,758
Not Required	0	MRSPP-5	0	No Longer Required	1	IRP Final RC: FY 2017 MRS Final RC: FY 2010					Total	\$18,731	\$147	\$3,386	\$3	\$2,112	\$0	\$1,586	\$0		FY11-Complete		\$16,758
Total IRP Sites	2	MRSPP-6	0	Total MRSs	1																		

IRP Progress in FY10: The Remedial Investigation (RI) report was submitted to the Regulators. Completed the Draft Final Historic Site User Report Technical Memorandum which explains eight areas of Interest (AOIs) that will not be addressed in the RI Report. Continued biannua

IRP Progress Planned for FY11-FY12: Finalize the RI, Feasibility Study, and Proposed Plan. Complete the Pilot Study.

MMRP Progress in FY10: Completed the Site Inspection phase with a determination that all MMRP activities currently identified will be addressed as part of the ongoing HTRW project. Given the relative locations of MMRP and HTRW potentially impacted areas, this was determined to

MMRP Progress Planned for FY11-FY12: None.

*CTC Delta Reason: C-TECH-Technical Issues, C-REG-Regulatory Issues, C-EST-Estimating Criteria

**Schedule Impact Reason: TECH-Technical, CONT-Contracting, PERS-Personnel, REG-Regulatory, FUND-Funding

Note: Totals reflect installation project funding allocated to individual sites and do not include program management and other support costs.

Table E-6 Status of Installations with FY11 to Completion Cost Estimate Greater Than \$10,000,000

DoD Component - Installation / FFID / NPL or Proposed NPL / BRAC Year / RAB / CTC Delta from FY09*																			
Phase	Completed		Underway		Future		FY10 Schedule Impact**		Costs Through FY10 (\$000)		FY10 Funds Obligated (\$000)		FY11 Execution Planned (\$000)		FY12 Planning Estimate (\$000)		Estimated Costs (\$000)		
	IRP	MMRP	IRP	MMRP	IRP	MMRP	IRP	MMRP	IRP	MMRP	IRP	MMRP	IRP	MMRP	IRP	MMRP	Fiscal Year	IRP	MMRP
	Sites (Actions)						IRP	MMRP	IRP	MMRP	IRP	MMRP	IRP	MMRP	IRP	MMRP			

Montana

ARMY - JFHQ MT ARNG / MT82118300NG00

IRP Sites and MRSs by Classification					Study	0	0	0	32	0	0			\$0	\$1,167	\$0	\$1,167	\$0	\$2,167	\$0	\$14,397	FY13	\$0	\$6,804
Response Complete	0	Response Complete	0		IRA	0(0)	0(0)	0(0)	0(0)					\$0	\$0	\$0	\$0	\$0	\$0	\$0	\$0	FY14	\$0	\$0
High	0	MRSPP-1	0	MRSPP-7	Design	0	0	0	0	0	15			\$0	\$0	\$0	\$0	\$0	\$0	\$0	\$0	FY15	\$0	\$1,058
Medium	0	MRSPP-2	0	MRSPP-8	RA-C	0	0	0	0	0	15			\$0	\$0	\$0	\$0	\$0	\$0	\$0	\$0	FY16	\$0	\$7,529
Low	0	MRSPP-3	0	Evaluation Pending	RA-O	0	0	0	0	0	0			\$0	\$0	\$0	\$0	\$0	\$0	\$0	\$0	FY11-Comp. IRP		\$0
Not Evaluated	0	MRSPP-4	0	No Known/Suspected	LTM	0	0	0	0	0	11			\$0	\$0	\$0	\$0	\$0	\$0	\$0	\$0	FY11-Comp. MMRP		\$47,431
Not Required	0	MRSPP-5	0	No Longer Required										\$0	\$1,167	\$0	\$1,167	\$0	\$2,167	\$0	\$14,397	FY11-Complete		\$47,431
Total IRP Sites	0	MRSPP-6	0	Total MRSs										Total	\$0	\$1,167	\$0	\$1,167	\$0	\$2,167	\$0	\$14,397		\$47,431

IRP Progress in FY10: No IRP sites identified.

IRP Progress Planned for FY11-FY12: No IRP sites identified.

MMRP Progress in FY10: An SI was awarded and initiated in FY10.

MMRP Progress Planned for FY11-FY12: The SI is expected to be completed in FY12.

AIR FORCE - MALMSTROM AIR FORCE BASE / MT857182455600 / RAB / C-TECH

IRP Sites and MRSs by Classification					Study	28	2	0	0	22	0			\$7,049	\$0	\$0	\$0	\$0	\$0	\$0	\$0	FY13	\$154	\$0
Response Complete	23	Response Complete	2		IRA	7(12)	0(0)	0(0)	0(0)					\$734	\$0	\$0	\$0	\$0	\$0	\$0	\$0	FY14	\$67	\$0
High	0	MRSPP-1	0	MRSPP-7	Design	13	0	0	0	0	0			\$404	\$0	\$0	\$0	\$0	\$0	\$0	\$0	FY15	\$9,618	\$0
Medium	0	MRSPP-2	0	MRSPP-8	RA-C	16	1	0	0	0	0			\$4,741	\$0	\$0	\$0	\$0	\$0	\$0	\$0	FY16	\$70	\$0
Low	0	MRSPP-3	0	Evaluation Pending	RA-O	2	0	5	0	0	0			\$1,008	\$0	\$73	\$0	\$68	\$0	\$74	\$0	FY11-Comp. IRP		\$12,402
Not Evaluated	22	MRSPP-4	0	No Known/Suspected	LTM	0	0	0	0	2	0			\$468	\$0	\$0	\$0	\$10	\$0	\$0	\$0	FY11-Comp. MMRP		\$0
Not Required	5	MRSPP-5	0	No Longer Required										\$14,404	\$0	\$73	\$0	\$78	\$0	\$74	\$0	FY11-Complete		\$12,402
Total IRP Sites	50	MRSPP-6	0	Total MRSs										Total	\$14,404	\$0	\$73	\$0	\$78	\$0	\$74	\$0		\$12,402

IRP Progress in FY10: RA-O Multiple Sites.

IRP Progress Planned for FY11-FY12: RA-O/LTM, LF-19.

MMRP Progress in FY10: Awarded an HRR in FY10.

MMRP Progress Planned for FY11-FY12: Complete any follow-on actions indicated from the HRR.

*CTC Delta Reason: C-TECH-Technical Issues, C-REG-Regulatory Issues, C-EST-Estimating Criteria

**Schedule Impact Reason: TECH-Technical, CONT-Contracting, PERS-Personnel, REG-Regulatory, FUND-Funding

Note: Totals reflect installation project funding allocated to individual sites and do not include program management and other support costs.

Table E-6 Status of Installations with FY11 to Completion Cost Estimate Greater Than \$10,000,000

DoD Component - Installation / FFID / NPL or Proposed NPL / BRAC Year / RAB / CTC Delta from FY09*																			
Phase	Completed		Underway		Future		FY10 Schedule Impact**		Costs Through FY10 (\$000)		FY10 Funds Obligated (\$000)		FY11 Execution Planned (\$000)		FY12 Planning Estimate (\$000)		Estimated Costs (\$000)		
	IRP	MMRP	IRP	MMRP	IRP	MMRP	IRP	MMRP	IRP	MMRP	IRP	MMRP	IRP	MMRP	IRP	MMRP	Fiscal Year	IRP	MMRP
	Sites (Actions)						IRP	MMRP	IRP	MMRP	IRP	MMRP	IRP	MMRP	IRP	MMRP			

Nebraska

ARMY - CORNHUSKER ARMY AMMUNITION PLANT / NE721382023400 / NPL

IRP Sites and MRSs by Classification				Study	66	0	0	1	0	0			\$10,441	\$254	\$0	\$0	\$0	\$0	\$0	\$0	FY13	\$2,087	\$0	
Response Complete	65	Response Complete	0	IRA	63(240)	0(0)	0(0)	1(2)					\$14,366	\$5,665	\$0	\$150	\$0	\$201	\$0	\$19	FY14	\$1,234	\$0	
High	0	MRSPP-1	0	MRSPP-7	0	Design	4	0	0	0	0	0	\$5,835	\$0	\$0	\$0	\$0	\$0	\$0	\$0	FY15	\$1,195	\$0	
Medium	0	MRSPP-2	0	MRSPP-8	0	RA-C	4	0	0	0	0	0	\$14,166	\$0	\$0	\$0	\$0	\$0	\$0	\$0	FY16	\$1,215	\$0	
Low	0	MRSPP-3	0	Evaluation Pending	0	RA-O	0	0	1	0	0	0	\$15,823	\$0	\$1,982	\$0	\$2,020	\$0	\$2,052	\$0	FY11-Comp. IRP		\$15,007	
Not Evaluated	0	MRSPP-4	1	No Known/Suspected	0	LTM	9	0	1	0	1	0	\$8,551	\$0	\$0	\$0	\$0	\$0	\$0	\$0	FY11-Comp. MMRP		\$220	
Not Required	1	MRSPP-5	0	No Longer Required	0	IRP Final RC: FY 2019 MRS Final RC: FY 2013					Total	\$69,182	\$5,919	\$1,982	\$150	\$2,020	\$201	\$2,052	\$19	FY11-Complete		\$15,227		
Total IRP Sites	66	MRSPP-6	0	Total MRSs	1	Five-Year Review Completed and Planned for Future																		

IRP Progress in FY10:	Refer to Page F-38.	MMRP Progress in FY10:	Refer to Page F-38.
IRP Progress Planned for FY11-FY12:	Refer to Page F-38.	MMRP Progress Planned for FY11-FY12:	Refer to Page F-38.

AIR FORCE - OFFUTT AIR FORCE BASE / NE757212464800 / RAB

IRP Sites and MRSs by Classification				Study	28	1	0	5	5	0			\$11,915	\$2,053	\$0	\$1,400	\$257	\$917	\$88	\$1,275	FY13	\$2,608	\$1,695	
Response Complete	22	Response Complete	0	IRA	11(18)	0(0)	0(0)	0(0)					\$14,464	\$0	\$0	\$0	\$0	\$0	\$0	\$0	FY14	\$737	\$810	
High	0	MRSPP-1	0	MRSPP-7	0	Design	11	0	0	0	1	5	\$2,554	\$0	\$0	\$0	\$0	\$0	\$0	\$0	FY15	\$293	\$191	
Medium	0	MRSPP-2	0	MRSPP-8	0	RA-C	11	0	0	0	1	5	\$3,712	\$0	\$0	\$0	\$0	\$0	\$0	\$0	FY16	\$153	\$175	
Low	0	MRSPP-3	0	Evaluation Pending	6	RA-O	4	0	5	0	1	5	\$6,782	\$0	\$0	\$0	\$0	\$0	\$83	\$0	FY11-Comp. IRP		\$6,745	
Not Evaluated	5	MRSPP-4	0	No Known/Suspected	0	LTM	3	0	4	0	5	5	\$2,128	\$0	\$0	\$0	\$0	\$0	\$108	\$0	FY11-Comp. MMRP		\$7,667	
Not Required	6	MRSPP-5	0	No Longer Required	0	IRP Final RC: FY 2020 MRS Final RC: FY 2014					Total	\$41,555	\$2,053	\$0	\$1,400	\$257	\$917	\$279	\$1,275	FY11-Complete		\$14,412		
Total IRP Sites	33	MRSPP-6	0	Total MRSs	6	Five-Year Review Planned for Future																		

IRP Progress in FY10:	Completed RI work for Basewide MMRP sites.	MMRP Progress in FY10:	Completed the draft final basewide CSE Phase II Report. All MMRP Sites were scored under the MRSPP requirement. A basewide RI with EE/CAs was awarded in FY10.
IRP Progress Planned for FY11-FY12:	FS for Basewide MMRP sites.	MMRP Progress Planned for FY11-FY12:	Complete the EE/CAs scoped and awarded in FY10.

FORMERLY USED DEFENSE SITES - ALLIANCE AAF / NE79799F041700

IRP Sites and MRSs by Classification				Study	1	0	1	0	0	0			\$229	\$0	\$0	\$0	\$0	\$0	\$400	\$0	FY13	\$0	\$0
Response Complete	1	Response Complete	0	IRA	0(0)	0(0)	0(0)	0(0)					\$0	\$0	\$0	\$0	\$0	\$0	\$0	\$0	FY14	\$263	\$0
High	0	MRSPP-1	0	MRSPP-7	0	Design	1	0	0	0	1	0	\$294	\$0	\$0	\$0	\$0	\$0	\$0	\$0	FY15	\$0	\$0
Medium	1	MRSPP-2	0	MRSPP-8	0	RA-C	1	0	1	0	0	0	\$507	\$0	\$0	\$0	\$0	\$0	\$0	\$0	FY16	\$0	\$0
Low	0	MRSPP-3	0	Evaluation Pending	0	RA-O	0	0	0	0	0	0	\$0	\$0	\$0	\$0	\$0	\$0	\$0	\$0	FY11-Comp. IRP		\$31,204
Not Evaluated	0	MRSPP-4	0	No Known/Suspected	0	LTM	0	0	0	0	1	0	\$0	\$0	\$0	\$0	\$0	\$0	\$0	\$0	FY11-Comp. MMRP		\$0
Not Required	0	MRSPP-5	0	No Longer Required	0	IRP Final RC: FY 2020 MRS Final RC: FY -					Total	\$1,030	\$0	\$0	\$0	\$0	\$0	\$400	\$0	FY11-Complete		\$31,204	
Total IRP Sites	2	MRSPP-6	0	Total MRSs	0																		

IRP Progress in FY10:	Preliminary work performed by NE DEQ has identified this site as a low risk/low priority start. Additional investigation will be initiated when funding becomes available.	MMRP Progress in FY10:	No MMRP sites identified.
IRP Progress Planned for FY11-FY12:	An SI is planned for FY 2012.	MMRP Progress Planned for FY11-FY12:	No MMRP sites identified.

*CTC Delta Reason: C-TECH-Technical Issues, C-REG-Regulatory Issues, C-EST-Estimating Criteria

**Schedule Impact Reason: TECH-Technical, CONT-Contracting, PERS-Personnel, REG-Regulatory, FUND-Funding

Note: Totals reflect installation project funding allocated to individual sites and do not include program management and other support costs.

Table E-6 Status of Installations with FY11 to Completion Cost Estimate Greater Than \$10,000,000

DoD Component - Installation / FFID / NPL or Proposed NPL / BRAC Year / RAB / CTC Delta from FY09*																			
Phase	Completed		Underway		Future		FY10 Schedule Impact**		Costs Through FY10 (\$000)		FY10 Funds Obligated (\$000)		FY11 Execution Planned (\$000)		FY12 Planning Estimate (\$000)		Estimated Costs (\$000)		
	IRP	MMRP	IRP	MMRP	IRP	MMRP	IRP	MMRP	IRP	MMRP	IRP	MMRP	IRP	MMRP	IRP	MMRP	Fiscal Year	IRP	MMRP
	Sites (Actions)						IRP	MMRP	IRP	MMRP	IRP	MMRP	IRP	MMRP	IRP	MMRP			

Nebraska

FORMERLY USED DEFENSE SITES - BLAINE NAVAL AMMUNITION DEPOT / NE79799F041100 / NPL / RAB / C-TECH / C-REG

IRP Sites and MRSs by Classification				Study	6	1	1	0	0	0			\$54,554	\$1,596	\$1,643	\$0	\$39	\$0	\$0	\$0	FY13	\$2,654	\$10	
Response Complete	5	Response Complete	1	IRA	3(3)	1(1)	0(0)	0(0)					\$1,088	\$0	\$0	\$0	\$0	\$0	\$0	\$0	FY14	\$1,467	\$0	
High	2	MRSPP-1	0	MRSPP-7	0	0	0	0	0	0			\$9,533	\$0	\$109	\$0	\$355	\$0	\$14	\$0	FY15	\$2,597	\$0	
Medium	0	MRSPP-2	0	MRSPP-8	0	RA-C	5	1	1	0	0	0	\$34,233	\$0	\$2,634	\$0	\$1,258	\$0	\$2,388	\$0	FY16	\$1,991	\$0	
Low	0	MRSPP-3	0	Evaluation Pending	0	RA-O	1	0	1	0	0	0	\$619	\$0	\$0	\$0	\$0	\$0	\$0	\$0	FY11-Comp. IRP	\$49,871	\$0	
Not Evaluated	0	MRSPP-4	0	No Known/Suspected	0	LTM	0	0	1	1	2	0	\$258	\$0	\$78	\$0	\$17	\$10	\$157	\$0	FY11-Comp. MMRP	\$246	\$0	
Not Required	0	MRSPP-5	0	No Longer Required	1	IRP Final RC: FY 2014 MRS Final RC: FY 2002						Total	\$100,285	\$1,596	\$4,464	\$0	\$1,669	\$10	\$2,559	\$0	FY11-Complete	\$50,117		
Total IRP Sites	7	MRSPP-6	0	Total MRSs	1	Five-Year Review Completed and Planned for Future																		

IRP Progress Refer to Page F-85.
in FY10:

IRP Progress Planned Refer to Page F-85.
for FY11-FY12:

MMRP Progress Refer to Page F-85.
in FY10:

MMRP Progress Planned Refer to Page F-85.
for FY11-FY12:

FORMERLY USED DEFENSE SITES - BROKEN BOW AIR/GRND GNRY / NE79799F041900

IRP Sites and MRSs by Classification				Study	0	0	0	1	0	0			\$0	\$163	\$0	\$0	\$0	\$0	\$0	\$0	FY13	\$0	\$0
Response Complete	0	Response Complete	0	IRA	0(0)	0(0)	0(0)	0(0)					\$0	\$0	\$0	\$0	\$0	\$0	\$0	\$0	FY14	\$0	\$0
High	0	MRSPP-1	0	MRSPP-7	0	Design	0	0	0	0	1		\$0	\$0	\$0	\$0	\$0	\$0	\$0	\$0	FY15	\$0	\$0
Medium	0	MRSPP-2	0	MRSPP-8	0	RA-C	0	0	0	0	0	1	\$0	\$0	\$0	\$0	\$0	\$0	\$0	\$0	FY16	\$0	\$0
Low	0	MRSPP-3	0	Evaluation Pending	1	RA-O	0	0	0	0	0	0	\$0	\$0	\$0	\$0	\$0	\$0	\$0	\$0	FY11-Comp. IRP	\$0	\$0
Not Evaluated	0	MRSPP-4	0	No Known/Suspected	0	LTM	0	0	0	0	0	1	\$0	\$0	\$0	\$0	\$0	\$0	\$0	\$0	FY11-Comp. MMRP	\$12,497	\$0
Not Required	0	MRSPP-5	0	No Longer Required	0	IRP Final RC: FY - MRS Final RC: FY 2034						Total	\$0	\$163	\$0	\$0	\$0	\$0	\$0	\$0	\$0	FY11-Complete	\$12,497
Total IRP Sites	0	MRSPP-6	0	Total MRSs	1																		

IRP Progress No IRP sites identified.
in FY10:

IRP Progress Planned No IRP sites identified.
for FY11-FY12:

MMRP Progress No progress reported.
in FY10:

MMRP Progress Planned No actions planned.
for FY11-FY12:

FORMERLY USED DEFENSE SITES - NEBRASKA ORDNANCE PLANT / NE79799F041800 / NPL / RAB / C-EST

IRP Sites and MRSs by Classification				Study	7	1	1	1	1	0			\$26,588	\$86	\$883	\$83	\$255	\$0	\$375	\$0	FY13	\$9,702	\$0	
Response Complete	6	Response Complete	1	IRA	3(3)	0(0)	0(0)	0(0)					\$2,697	\$0	\$0	\$0	\$0	\$0	\$0	\$0	FY14	\$3,513	\$0	
High	1	MRSPP-1	0	MRSPP-7	0	Design	4	0	0	0	0	0	\$9,339	\$0	\$0	\$0	\$0	\$0	\$0	\$0	FY15	\$6,482	\$0	
Medium	0	MRSPP-2	0	MRSPP-8	0	RA-C	6	1	1	0	0	0	\$38,139	\$36	\$55	\$0	\$11	\$0	\$0	\$0	FY16	\$5,369	\$0	
Low	0	MRSPP-3	0	Evaluation Pending	1	RA-O	1	0	1	0	0	0	\$44,317	\$0	\$4,273	\$0	\$12,360	\$0	\$8,526	\$0	FY11-Comp. IRP	\$272,150	\$0	
Not Evaluated	0	MRSPP-4	0	No Known/Suspected	0	LTM	5	1	0	0	0	0	\$3	\$0	\$1	\$0	\$0	\$0	\$0	\$0	FY11-Comp. MMRP	\$0	\$0	
Not Required	2	MRSPP-5	0	No Longer Required	1	IRP Final RC: FY 2075 MRS Final RC: FY 2015						Total	\$121,083	\$122	\$5,212	\$83	\$12,626	\$0	\$8,901	\$0	FY11-Complete	\$272,150		
Total IRP Sites	9	MRSPP-6	0	Total MRSs	2	Five-Year Review Completed and Planned for Future																		

IRP Progress Refer to Page F-135.
in FY10:

IRP Progress Planned Refer to Page F-135.
for FY11-FY12:

MMRP Progress Refer to Page F-135.
in FY10:

MMRP Progress Planned Refer to Page F-135.
for FY11-FY12:

*CTC Delta Reason: C-TECH-Technical Issues, C-REG-Regulatory Issues, C-EST-Estimating Criteria

**Schedule Impact Reason: TECH-Technical, CONT-Contracting, PERS-Personnel, REG-Regulatory, FUND-Funding

Note: Totals reflect installation project funding allocated to individual sites and do not include program management and other support costs.

Table E-6 Status of Installations with FY11 to Completion Cost Estimate Greater Than \$10,000,000

DoD Component - Installation / FFID / NPL or Proposed NPL / BRAC Year / RAB / CTC Delta from FY09*																			
Phase	Completed		Underway		Future		FY10 Schedule Impact**		Costs Through FY10 (\$000)		FY10 Funds Obligated (\$000)		FY11 Execution Planned (\$000)		FY12 Planning Estimate (\$000)		Estimated Costs (\$000)		
	IRP	MMRP	IRP	MMRP	IRP	MMRP	IRP	MMRP	IRP	MMRP	IRP	MMRP	IRP	MMRP	IRP	MMRP	Fiscal Year	IRP	MMRP
	Sites (Actions)						IRP	MMRP	IRP	MMRP	IRP	MMRP	IRP	MMRP	IRP	MMRP			

Nebraska

FORMERLY USED DEFENSE SITES - SIOUX ARMY DEPOT / NE79799F046700 / C-REG

IRP Sites and MRSs by Classification				Study	1	1	1	7	0	0			\$7,603	\$70	\$117	\$0	\$100	\$0	\$3,267	\$0	FY13	\$50	\$0			
Response Complete	1	Response Complete	0	IRA	0(0)	0(0)	0(0)	0(0)					\$0	\$0	\$0	\$0	\$0	\$0	\$0	\$0	FY14	\$72	\$0			
High	1	MRSPP-1	0	MRSPP-7	0	Design	1	0	0	0	1	7	\$10	\$0	\$0	\$0	\$0	\$0	\$0	\$0	FY15	\$393	\$0			
Medium	0	MRSPP-2	0	MRSPP-8	0	RA-C	1	0	0	0	1	7	\$20	\$6,761	\$0	\$0	\$0	\$0	\$0	\$0	FY16	\$0	\$0			
Low	0	MRSPP-3	0	Evaluation Pending	8	RA-O	0	0	0	0	0	0	\$0	\$0	\$0	\$0	\$0	\$0	\$0	\$0	FY11-Comp. IRP		\$11,328			
Not Evaluated	0	MRSPP-4	0	No Known/Suspected	0	LTM	0	0	0	0	1	5	\$0	\$0	\$0	\$0	\$0	\$0	\$0	\$0	FY11-Comp. MMRP		\$26,449			
Not Required	0	MRSPP-5	0	No Longer Required	0	IRP Final RC: FY 2018					MRS Final RC: FY 2040					Total	\$7,633	\$6,831	\$117	\$0	\$100	\$0	\$3,267	\$0	FY11-Complete	\$37,777
Total IRP Sites	2	MRSPP-6	0	Total MRSs	8	Five-Year Review Completed																				

IRP Progress in FY10: RI/FS efforts covering several areas of the property were underway during FY10. Site characterization field activities for Geographic Areas I and T were completed and the Draft RI Report is nearing completion. Site characterization field activities for

IRP Progress Planned for FY11-FY12: The RI/FS for Areas I and T will be completed in FY11. The RI/FS for Igloo J-601 and specific sites in Area V is scheduled for completion in FY12. When both are final, the entire property will have had an RI/FS.

MMRP Progress in FY10: Munitions removal was suspended in FY05. Removal efforts will resume when funding becomes available

MMRP Progress Planned for FY11-FY12: Munitions removal was suspended in FY05. Removal efforts will resume when funding becomes available.

*CTC Delta Reason: C-TECH-Technical Issues, C-REG-Regulatory Issues, C-EST-Estimating Criteria

**Schedule Impact Reason: TECH-Technical, CONT-Contracting, PERS-Personnel, REG-Regulatory, FUND-Funding

Note: Totals reflect installation project funding allocated to individual sites and do not include program management and other support costs.

Table E-6 Status of Installations with FY11 to Completion Cost Estimate Greater Than \$10,000,000

DoD Component - Installation / FFID / NPL or Proposed NPL / BRAC Year / RAB / CTC Delta from FY09*																			
Phase	Completed		Underway		Future		FY10 Schedule Impact**		Costs Through FY10 (\$000)		FY10 Funds Obligated (\$000)		FY11 Execution Planned (\$000)		FY12 Planning Estimate (\$000)		Estimated Costs (\$000)		
	IRP	MMRP	IRP	MMRP	IRP	MMRP	IRP	MMRP	IRP	MMRP	IRP	MMRP	IRP	MMRP	IRP	MMRP	Fiscal Year	IRP	MMRP
	Sites (Actions)						IRP	MMRP	IRP	MMRP	IRP	MMRP	IRP	MMRP	IRP	MMRP			

Nevada

ARMY - HAWTHORNE ARMY DEPOT / NV921382295000 / C-TECH

IRP Sites and MRSs by Classification				Study	129	4	16	14	0	0			\$17,810	\$9,859	\$3,458	\$9,588	\$7,179	\$0	\$4,663	\$0	FY13	\$3,083	\$7,795
Response Complete	122	Response Complete	4	IRA	12(12)	0(0)	0(0)	0(0)					\$720	\$0	\$0	\$0	\$2,080	\$0	\$2,110	\$0	FY14	\$121	\$31,914
High	2	MRSPP-1	0	MRSPP-7	0	Design	41	0	0	0	1	12	\$603	\$0	\$0	\$0	\$0	\$2,862	\$5	\$0	FY15	\$159	\$40,360
Medium	6	MRSPP-2	0	MRSPP-8	0	RA-C	65	0	5	0	1	12	\$26,241	\$0	\$0	\$0	\$0	\$0	\$5,145	\$0	FY16	\$33	\$0
Low	2	MRSPP-3	0	Evaluation Pending	6	RA-O	7	0	3	0	0	0	\$3,340	\$0	\$104	\$0	\$0	\$0	\$0	\$0	FY11-Comp. IRP		\$19,753
Not Evaluated	11	MRSPP-4	0	No Known/Suspected	0	LTM	18	0	0	0	1	5	\$2,597	\$0	\$144	\$0	\$143	\$0	\$177	\$0	FY11-Comp. MMRP		\$339,546
Not Required	2	MRSPP-5	6	No Longer Required	4	IRP Final RC: FY 2016 MRS Final RC: FY 2019					Total	\$51,311	\$9,859	\$3,706	\$9,588	\$9,402	\$2,862	\$6,955	\$5,145	\$0	FY11-Complete		\$359,299
Total IRP Sites	145	MRSPP-6	2	Total MRSs	18	Five-Year Review Completed and Underway																	

IRP Progress in FY10: No progress reported.

IRP Progress Planned for FY11-FY12: No actions planned.

MMRP Progress in FY10: A site inspection (SI) was completed in FY09. The remedial investigation (RI) is currently underway for 13 sites.

MMRP Progress Planned for FY11-FY12: The RI/feasibility study (FS) phase will continue until FY13.

NAVY - FALLON NAS / NV917002217300 / RAB / C-TECH

IRP Sites and MRSs by Classification				Study	29	0	0	0	3	0	FUND		\$18,461	\$0	\$0	\$0	\$0	\$0	\$0	\$0	\$0	FY13	\$736	\$0
Response Complete	19	Response Complete	0	IRA	4(4)	0(0)	0(0)	0(0)			FUND		\$7,175	\$0	\$0	\$0	\$0	\$0	\$0	\$0	FY14	\$853	\$0	
High	0	MRSPP-1	0	MRSPP-7	0	Design	6	0	1	0	2	0	\$482	\$0	\$0	\$0	\$0	\$0	\$0	\$0	FY15	\$1,444	\$0	
Medium	1	MRSPP-2	0	MRSPP-8	0	RA-C	5	0	0	0	1	0	\$2,145	\$0	\$565	\$0	\$591	\$0	\$0	\$0	FY16	\$2,066	\$0	
Low	4	MRSPP-3	0	Evaluation Pending	0	RA-O	2	0	3	0	4	0	\$2,414	\$0	\$873	\$0	\$973	\$0	\$446	\$0	FY11-Comp. IRP		\$26,307	
Not Evaluated	0	MRSPP-4	0	No Known/Suspected	0	LTM	0	0	10	0	1	0	\$1,817	\$0	\$518	\$0	\$431	\$0	\$569	\$0	FY11-Comp. MMRP		\$0	
Not Required	8	MRSPP-5	0	No Longer Required	0	IRP Final RC: FY 2029 MRS Final RC: FY -					Total	\$32,494	\$0	\$1,956	\$0	\$1,995	\$0	\$1,015	\$0	\$0	FY11-Complete		\$26,307	
Total IRP Sites	32	MRSPP-6	0	Total MRSs	0	Five-Year Review Planned for Future																		

IRP Progress in FY10: Additional investigations required at sites 1, 2, 3, 6, 14, 16, and UST 01. Regrading and LTM at sites 20, 21 and 22.

IRP Progress Planned for FY11-FY12: Complete investigation report and complete sie 16 AS/SVE pilot study for plume containment. Regrading and LTM at sites 20, 21 and 22. Site 18 shows minor contaminants and may require more sampling.

MMRP Progress in FY10: No MMRP sites identified.

MMRP Progress Planned for FY11-FY12: No MMRP sites identified.

FORMERLY USED DEFENSE SITES - NELLIS SMALL ARMS RGE AX / NV99799F602000

IRP Sites and MRSs by Classification				Study	0	0	0	1	0	0			\$0	\$214	\$0	\$0	\$0	\$0	\$0	\$0	\$0	FY13	\$0	\$0
Response Complete	0	Response Complete	0	IRA	0(0)	0(0)	0(0)	0(0)					\$0	\$0	\$0	\$0	\$0	\$0	\$0	\$0	FY14	\$0	\$0	
High	0	MRSPP-1	0	MRSPP-7	0	Design	0	0	0	0	1		\$0	\$0	\$0	\$0	\$0	\$0	\$0	\$0	FY15	\$0	\$0	
Medium	0	MRSPP-2	0	MRSPP-8	0	RA-C	0	0	0	0	1		\$0	\$0	\$0	\$0	\$0	\$0	\$0	\$0	FY16	\$0	\$0	
Low	0	MRSPP-3	0	Evaluation Pending	0	RA-O	0	0	0	0	0		\$0	\$0	\$0	\$0	\$0	\$0	\$0	\$0	FY11-Comp. IRP		\$0	
Not Evaluated	0	MRSPP-4	1	No Known/Suspected	0	LTM	0	0	0	0	1		\$0	\$0	\$0	\$0	\$0	\$0	\$0	\$0	FY11-Comp. MMRP		\$32,002	
Not Required	0	MRSPP-5	0	No Longer Required	0	IRP Final RC: FY - MRS Final RC: FY 2065					Total	\$0	\$214	\$0	\$0	\$0	\$0	\$0	\$0	\$0	\$0	FY11-Complete		\$32,002
Total IRP Sites	0	MRSPP-6	0	Total MRSs	1																			

IRP Progress in FY10: No IRP sites identified.

IRP Progress Planned for FY11-FY12: No IRP sites identified.

MMRP Progress in FY10: No activities completed in FY10, MMRP Site Inspection Report Completed/Finalized July 30, 2007.

MMRP Progress Planned for FY11-FY12: No work anticipated for next two years until Baseline MMRP SIs are completed.

*CTC Delta Reason: C-TECH-Technical Issues, C-REG-Regulatory Issues, C-EST-Estimating Criteria

**Schedule Impact Reason: TECH-Technical, CONT-Contracting, PERS-Personnel, REG-Regulatory, FUND-Funding

Note: Totals reflect installation project funding allocated to individual sites and do not include program management and other support costs.

Table E-6 Status of Installations with FY11 to Completion Cost Estimate Greater Than \$10,000,000

DoD Component - Installation / FFID / NPL or Proposed NPL / BRAC Year / RAB / CTC Delta from FY09*																			
Phase	Completed		Underway		Future		FY10 Schedule Impact**		Costs Through FY10 (\$000)		FY10 Funds Obligated (\$000)		FY11 Execution Planned (\$000)		FY12 Planning Estimate (\$000)		Estimated Costs (\$000)		
	IRP	MMRP	IRP	MMRP	IRP	MMRP	IRP	MMRP	IRP	MMRP	IRP	MMRP	IRP	MMRP	IRP	MMRP	Fiscal Year	IRP	MMRP
	Sites (Actions)						IRP	MMRP	IRP	MMRP	IRP	MMRP	IRP	MMRP	IRP	MMRP			

New Hampshire

AIR FORCE - PEASE AFB / NH157002484700 / NPL / BRAC 1988 / RAB / C-EST

IRP Sites and MRSs by Classification					Study	61	1	0	0	0	0			\$69,088	\$0	\$0	\$0	\$0	\$0	\$0	\$0	FY13	\$0	\$0	
Response Complete	41	Response Complete	1		IRA	24(35)	0(0)	0(0)	0(0)					\$24,205	\$0	\$0	\$0	\$0	\$0	\$0	\$0	FY14	\$0	\$0	
High	0	MRSPP-1	0	MRSPP-7	0	Design	16	0	0	0	0	0		\$1,743	\$0	\$0	\$0	\$0	\$0	\$0	\$0	FY15	\$0	\$0	
Medium	0	MRSPP-2	0	MRSPP-8	0	RA-C	22	0	0	0	0	0		\$35,994	\$0	\$275	\$0	\$0	\$0	\$0	\$0	FY16	\$0	\$0	
Low	0	MRSPP-3	0	Evaluation Pending	0	RA-O	2	0	20	0	0	0		\$24,592	\$0	\$17	\$0	\$2,340	\$0	\$6,730	\$0	FY11-Comp. IRP	\$19,216		
Not Evaluated	0	MRSPP-4	0	No Known/Suspected	0	LTM	4	0	10	0	11	0		\$11,220	\$0	\$0	\$0	\$109	\$0	\$533	\$0	FY11-Comp. MMRP	\$0		
Not Required	20	MRSPP-5	0	No Longer Required	1	IRP Final RC: FY 2999 MRS Final RC: FY 1996						Total	\$166,842	\$0	\$292	\$0	\$2,449	\$0	\$7,263	\$0	\$0	\$0	FY11-Complete	\$19,216	
Total IRP Sites	61	MRSPP-6	0	Total MRSs	1	Five-Year Review Completed and Planned for Future																			

IRP Progress Refer to Page F-149.
in FY10:

IRP Progress Planned Refer to Page F-149.
for FY11-FY12:

MMRP Progress Refer to Page F-149.
in FY10:

MMRP Progress Planned Refer to Page F-149.
for FY11-FY12:

*CTC Delta Reason: C-TECH-Technical Issues, C-REG-Regulatory Issues, C-EST-Estimating Criteria

**Schedule Impact Reason: TECH-Technical, CONT-Contracting, PERS-Personnel, REG-Regulatory, FUND-Funding

Note: Totals reflect installation project funding allocated to individual sites and do not include program management and other support costs.

Table E-6 Status of Installations with FY11 to Completion Cost Estimate Greater Than \$10,000,000

DoD Component - Installation / FFID / NPL or Proposed NPL / BRAC Year / RAB / CTC Delta from FY09*																			
Phase	Completed		Underway		Future		FY10 Schedule Impact**		Costs Through FY10 (\$000)		FY10 Funds Obligated (\$000)		FY11 Execution Planned (\$000)		FY12 Planning Estimate (\$000)		Estimated Costs (\$000)		
	IRP	MMRP	IRP	MMRP	IRP	MMRP	IRP	MMRP	IRP	MMRP	IRP	MMRP	IRP	MMRP	IRP	MMRP	Fiscal Year	IRP	MMRP
	Sites (Actions)						IRP	MMRP	IRP	MMRP	IRP	MMRP	IRP	MMRP	IRP	MMRP			

New Jersey

ARMY - FORT MONMOUTH / NJ221382059700 / BRAC 2005 Closure / RAB / C-REG

IRP Sites and MRSs by Classification				Study	55	1	0	0	0	0		\$6,517	\$193	\$0	\$0	\$0	\$0	\$0	\$0	FY13	\$901	\$0	
Response Complete	43	Response Complete	1	IRA	0(0)	0(0)	0(0)	0(0)				\$268	\$0	\$0	\$0	\$0	\$0	\$0	\$0	FY14	\$791	\$0	
High	0	MRSPP-1	0	MRSPP-7	0	0	0	0	0	0		\$817	\$0	\$0	\$0	\$0	\$0	\$0	\$0	FY15	\$5,126	\$0	
Medium	1	MRSPP-2	0	MRSPP-8	0	RA-C	0	0	0	0		\$12,818	\$0	\$111	\$0	\$0	\$0	\$0	\$0	FY16	\$75	\$0	
Low	0	MRSPP-3	0	Evaluation Pending	0	RA-O	0	0	0	0		\$5,418	\$0	\$538	\$0	\$5,385	\$0	\$125	\$0	FY11-Comp. IRP		\$17,318	
Not Evaluated	0	MRSPP-4	0	No Known/Suspected	0	LTM	0	0	0	0		\$3,354	\$0	\$54	\$0	\$4,249	\$0	\$666	\$0	FY11-Comp. MMRP		\$0	
Not Required	11	MRSPP-5	0	No Longer Required	1	IRP Final RC: FY 2015 MRS Final RC: FY 2008					Total	\$29,192	\$193	\$703	\$0	\$9,634	\$0	\$791	\$0	FY11-Complete		\$17,318	
Total IRP Sites	55	MRSPP-6	0	Total MRSs	1	Five-Year Review Completed and Planned for Future																	

IRP Progress in FY10:	Refer to Page F-69.	MMRP Progress in FY10:	Refer to Page F-69.
IRP Progress Planned for FY11-FY12:	Refer to Page F-69.	MMRP Progress Planned for FY11-FY12:	Refer to Page F-69.

ARMY - PICATINNY ARSENAL / NJ221382070400 / NPL / RAB

IRP Sites and MRSs by Classification				Study	144	4	34	11	0	0		\$67,692	\$7,022	\$397	\$3,419	\$147	\$505	\$0	\$735	FY13	\$1,966	\$3,092	
Response Complete	137	Response Complete	4	IRA	14(14)	2(3)	0(0)	4(6)				\$7,746	\$8,868	\$0	\$1,712	\$0	\$1,010	\$0	\$1,026	FY14	\$154	\$1,260	
High	10	MRSPP-1	0	MRSPP-7	0	Design	11	0	13	0	2	10		\$457	\$0	\$0	\$0	\$68	\$0	\$0	FY15	\$132	\$13,642
Medium	19	MRSPP-2	0	MRSPP-8	0	RA-C	12	0	15	0	3	10		\$36,689	\$0	\$0	\$0	\$57	\$0	\$0	FY16	\$774	\$50,728
Low	4	MRSPP-3	5	Evaluation Pending	0	RA-O	1	0	8	0	0	0		\$2,830	\$0	\$854	\$0	\$2,000	\$0	\$2,032	FY11-Comp. IRP		\$11,804
Not Evaluated	2	MRSPP-4	3	No Known/Suspected	0	LTM	0	0	9	0	36	10		\$0	\$0	\$15	\$0	\$0	\$0	\$0	FY11-Comp. MMRP		\$74,066
Not Required	6	MRSPP-5	3	No Longer Required	4	IRP Final RC: FY 2027 MRS Final RC: FY 2016					Total	\$115,437	\$15,890	\$1,266	\$5,131	\$2,272	\$1,515	\$2,064	\$1,761	FY11-Complete		\$85,870	
Total IRP Sites	178	MRSPP-6	0	Total MRSs	15	Five-Year Review Completed and Planned for Future																	

IRP Progress in FY10:	Refer to Page F-152.	MMRP Progress in FY10:	Refer to Page F-152.
IRP Progress Planned for FY11-FY12:	Refer to Page F-152.	MMRP Progress Planned for FY11-FY12:	Refer to Page F-152.

NAVY - TRENTON NAWC / NJ217002269500 / BRAC 1993 / RAB / C-EST

IRP Sites and MRSs by Classification				Study	11	0	0	0	0	0		\$7,595	\$0	\$0	\$0	\$0	\$0	\$0	\$0	FY13	\$803	\$0	
Response Complete	10	Response Complete	0	IRA	0(0)	0(0)	0(0)	0(0)				\$717	\$0	\$0	\$0	\$0	\$0	\$0	\$0	FY14	\$758	\$0	
High	0	MRSPP-1	0	MRSPP-7	0	Design	3	0	0	0	0	0		\$650	\$0	\$0	\$0	\$0	\$0	FY15	\$758	\$0	
Medium	0	MRSPP-2	0	MRSPP-8	0	RA-C	5	0	0	0	0	0		\$10,214	\$0	\$0	\$0	\$0	\$0	FY16	\$771	\$0	
Low	0	MRSPP-3	0	Evaluation Pending	0	RA-O	0	0	1	0	0	0		\$8,605	\$0	\$661	\$0	\$758	\$0	\$801	FY11-Comp. IRP		\$22,049
Not Evaluated	0	MRSPP-4	0	No Known/Suspected	0	LTM	1	0	0	0	0	0		\$382	\$0	\$0	\$0	\$0	\$0	\$0	FY11-Comp. MMRP		\$0
Not Required	1	MRSPP-5	0	No Longer Required	0	IRP Final RC: FY 2041 MRS Final RC: FY -					Total	\$28,163	\$0	\$661	\$0	\$758	\$0	\$801	\$0	FY11-Complete		\$22,049	
Total IRP Sites	11	MRSPP-6	0	Total MRSs	0	Five-Year Review Completed and Planned for Future																	

IRP Progress in FY10:	Refer to Page F-179.	MMRP Progress in FY10:	No MMRP sites identified.
IRP Progress Planned for FY11-FY12:	Refer to Page F-179.	MMRP Progress Planned for FY11-FY12:	No MMRP sites identified.

*CTC Delta Reason: C-TECH-Technical Issues, C-REG-Regulatory Issues, C-EST-Estimating Criteria

**Schedule Impact Reason: TECH-Technical, CONT-Contracting, PERS-Personnel, REG-Regulatory, FUND-Funding

Note: Totals reflect installation project funding allocated to individual sites and do not include program management and other support costs.

Table E-6 Status of Installations with FY11 to Completion Cost Estimate Greater Than \$10,000,000

DoD Component - Installation / FFID / NPL or Proposed NPL / BRAC Year / RAB / CTC Delta from FY09*																			
Phase	Completed		Underway		Future		FY10 Schedule Impact**		Costs Through FY10 (\$000)		FY10 Funds Obligated (\$000)		FY11 Execution Planned (\$000)		FY12 Planning Estimate (\$000)		Estimated Costs (\$000)		
	IRP	MMRP	IRP	MMRP	IRP	MMRP	IRP	MMRP	IRP	MMRP	IRP	MMRP	IRP	MMRP	IRP	MMRP	Fiscal Year	IRP	MMRP
	Sites (Actions)						IRP	MMRP	IRP	MMRP	IRP	MMRP	IRP	MMRP	IRP	MMRP			

New Jersey

AIR FORCE - MCGUIRE AIR FORCE BASE / NJ257182401800 / NPL / RAB

IRP Sites and MRSs by Classification				Study	4	0	38	0	30	0			\$40,416	\$0	\$7,239	\$0	\$24	\$0	\$0	\$0	FY13	\$2,480	\$0
Response Complete	3	Response Complete	0	IRA	6(8)	0(0)	1(1)	0(0)					\$5,399	\$0	\$0	\$0	\$0	\$0	\$0	\$0	FY14	\$4,957	\$0
High	0	MRSPP-1	0	MRSPP-7	0	Design	1	0	22	0	14	0	\$3,685	\$0	\$0	\$0	\$0	\$0	\$830	\$0	FY15	\$22,091	\$0
Medium	21	MRSPP-2	0	MRSPP-8	0	RA-C	1	0	24	0	14	0	\$30,111	\$0	\$0	\$0	\$3,557	\$0	\$12,777	\$0	FY16	\$5,468	\$0
Low	17	MRSPP-3	0	Evaluation Pending	0	RA-O	0	0	1	0	36	0	\$28	\$0	\$0	\$0	\$0	\$0	\$1,820	\$0	FY11-Comp. IRP		\$130,051
Not Evaluated	30	MRSPP-4	0	No Known/Suspected	0	LTM	0	0	0	0	3	0	\$622	\$0	\$0	\$0	\$39	\$0	\$0	\$0	FY11-Comp. MMRP		\$0
Not Required	1	MRSPP-5	0	No Longer Required	0	IRP Final RC: FY 2032 MRS Final RC: FY -						Total	\$80,261	\$0	\$7,239	\$0	\$3,620	\$0	\$15,427	\$0	FY11-Complete		\$130,051
Total IRP Sites	72	MRSPP-6	0	Total MRSs	0	Five-Year Review Planned for Future																	

IRP Progress in FY10: Refer to Page F-93.

IRP Progress Planned for FY11-FY12: Refer to Page F-93.

MMRP Progress in FY10: No MMRP sites identified.

MMRP Progress Planned for FY11-FY12: No MMRP sites identified.

FORMERLY USED DEFENSE SITES - FT HANCOCK / NJ29799F692400

IRP Sites and MRSs by Classification				Study	2	0	1	1	0	0			\$35	\$2,815	\$0	\$669	\$0	\$0	\$0	\$0	FY13	\$2,681	\$185
Response Complete	1	Response Complete	0	IRA	0(0)	1(1)	0(0)	0(0)					\$1,507	\$0	\$0	\$0	\$0	\$0	\$0	\$0	FY14	\$913	\$0
High	0	MRSPP-1	0	MRSPP-7	0	Design	2	0	1	0	0	1	\$242	\$0	\$0	\$0	\$145	\$0	\$0	\$0	FY15	\$230	\$0
Medium	1	MRSPP-2	0	MRSPP-8	0	RA-C	2	0	1	1	0	0	\$753	\$4	\$0	\$0	\$505	\$0	\$1,698	\$0	FY16	\$258	\$0
Low	0	MRSPP-3	0	Evaluation Pending	1	RA-O	0	0	0	0	1	0	\$0	\$0	\$0	\$0	\$0	\$0	\$0	\$0	FY11-Comp. IRP		\$8,025
Not Evaluated	0	MRSPP-4	0	No Known/Suspected	0	LTM	0	0	0	0	1	0	\$0	\$0	\$0	\$0	\$0	\$0	\$0	\$0	FY11-Comp. MMRP		\$8,089
Not Required	1	MRSPP-5	0	No Longer Required	0	IRP Final RC: FY 2031 MRS Final RC: FY 2023						Total	\$2,537	\$2,819	\$0	\$669	\$650	\$0	\$1,698	\$0	FY11-Complete		\$16,114
Total IRP Sites	3	MRSPP-6	0	Total MRSs	1																		

IRP Progress in FY10: None.

IRP Progress Planned for FY11-FY12: Initiate design and removal for debris removal for BD/DR project.

MMRP Progress in FY10: RI/FS activities were initiated.

MMRP Progress Planned for FY11-FY12: Field work will be conducted in FY11 with an RI/FS report expected in FY12.

FORMERLY USED DEFENSE SITES - GREEN CREEK / NJ29799F104100

IRP Sites and MRSs by Classification				Study	0	0	0	1	0	0			\$0	\$142	\$0	\$0	\$0	\$0	\$0	\$0	FY13	\$0	\$0	
Response Complete	0	Response Complete	0	IRA	0(0)	0(0)	0(0)	0(0)					\$0	\$0	\$0	\$0	\$0	\$0	\$0	\$0	FY14	\$0	\$0	
High	0	MRSPP-1	0	MRSPP-7	0	Design	0	0	0	0	0	1	\$0	\$0	\$0	\$0	\$0	\$0	\$0	\$0	FY15	\$0	\$0	
Medium	0	MRSPP-2	0	MRSPP-8	0	RA-C	0	0	0	0	0	1	\$0	\$0	\$0	\$0	\$0	\$0	\$0	\$0	FY16	\$0	\$0	
Low	0	MRSPP-3	0	Evaluation Pending	1	RA-O	0	0	0	0	0	0	\$0	\$0	\$0	\$0	\$0	\$0	\$0	\$0	FY11-Comp. IRP		\$0	
Not Evaluated	0	MRSPP-4	0	No Known/Suspected	0	LTM	0	0	0	0	0	1	\$0	\$0	\$0	\$0	\$0	\$0	\$0	\$0	FY11-Comp. MMRP		\$10,672	
Not Required	0	MRSPP-5	0	No Longer Required	0	IRP Final RC: FY - MRS Final RC: FY 2023						Total	\$0	\$142	\$0	\$0	\$0	\$0	\$0	\$0	\$0	FY11-Complete		\$10,672
Total IRP Sites	0	MRSPP-6	0	Total MRSs	1																			

IRP Progress in FY10: No IRP sites identified.

IRP Progress Planned for FY11-FY12: No IRP sites identified.

MMRP Progress in FY10: None.

MMRP Progress Planned for FY11-FY12: Nothing scheduled due to MMRP funding limitations. RI/FS currently scheduled for 2021.

*CTC Delta Reason: C-TECH-Technical Issues, C-REG-Regulatory Issues, C-EST-Estimating Criteria

**Schedule Impact Reason: TECH-Technical, CONT-Contracting, PERS-Personnel, REG-Regulatory, FUND-Funding

Note: Totals reflect installation project funding allocated to individual sites and do not include program management and other support costs.

Table E-6 Status of Installations with FY11 to Completion Cost Estimate Greater Than \$10,000,000

DoD Component - Installation / FFID / NPL or Proposed NPL / BRAC Year / RAB / CTC Delta from FY09*																			
Phase	Completed		Underway		Future		FY10 Schedule Impact**		Costs Through FY10 (\$000)		FY10 Funds Obligated (\$000)		FY11 Execution Planned (\$000)		FY12 Planning Estimate (\$000)		Estimated Costs (\$000)		
	IRP	MMRP	IRP	MMRP	IRP	MMRP	IRP	MMRP	IRP	MMRP	IRP	MMRP	IRP	MMRP	IRP	MMRP	Fiscal Year	IRP	MMRP
	Sites (Actions)						IRP	MMRP	IRP	MMRP	IRP	MMRP	IRP	MMRP	IRP	MMRP			

New Jersey

FORMERLY USED DEFENSE SITES - MILLVILLE BOMB&GUN RGE / NJ29799F098500

IRP Sites and MRSs by Classification				Study	0	0	0	1	0	0			\$0	\$217	\$0	\$0	\$0	\$0	\$0	FY13	\$0	\$0	
Response Complete	0	Response Complete	0	IRA	0(0)	0(0)	0(0)	0(0)					\$0	\$0	\$0	\$0	\$0	\$0	\$0	FY14	\$0	\$0	
High	0	MRSPP-1	0	MRSPP-7	0	0	0	0	0	1			\$0	\$0	\$0	\$0	\$0	\$0	\$0	FY15	\$0	\$0	
Medium	0	MRSPP-2	0	MRSPP-8	0	RA-C	0	0	0	0	1		\$0	\$0	\$0	\$0	\$0	\$0	\$0	FY16	\$0	\$0	
Low	0	MRSPP-3	0	Evaluation Pending	1	RA-O	0	0	0	0	0		\$0	\$0	\$0	\$0	\$0	\$0	\$0	FY11-Comp. IRP		\$0	
Not Evaluated	0	MRSPP-4	0	No Known/Suspected	0	LTM	0	0	0	0	1		\$0	\$0	\$0	\$0	\$0	\$0	\$0	FY11-Comp. MMRP		\$29,083	
Not Required	0	MRSPP-5	0	No Longer Required	0	IRP Final RC: FY - MRS Final RC: FY 2035					Total		\$0	\$217	\$0	\$0	\$0	\$0	\$0	FY11-Complete		\$29,083	
Total IRP Sites	0	MRSPP-6	0	Total MRSs	1																		

IRP Progress in FY10: No IRP sites identified.

IRP Progress Planned for FY11-FY12: No IRP sites identified.

MMRP Progress in FY10: None.

MMRP Progress Planned for FY11-FY12: RI/FS not likely to be initiated - subject to the availability of funds for MMRP efforts.

FORMERLY USED DEFENSE SITES - RARITAN ARSN-TA ED PK / NJ29799F095700 / RAB / C-EST

IRP Sites and MRSs by Classification				Study	9	1	1	1	0	0			\$31,700	\$508	\$1,621	\$0	\$1,597	\$0	\$102	\$0	FY13	\$144	\$1,032	
Response Complete	9	Response Complete	1	IRA	3(3)	2(2)	0(0)	0(0)					\$10,567	\$131	\$0	\$0	\$0	\$0	\$0	\$0	FY14	\$445	\$718	
High	1	MRSPP-1	0	MRSPP-7	0	Design	3	1	1	0	0		\$661	\$33	\$0	\$0	\$0	\$0	\$49	\$0	FY15	\$549	\$0	
Medium	0	MRSPP-2	0	MRSPP-8	0	RA-C	3	1	1	1	0		\$16,052	\$13,193	\$0	\$4,718	\$0	\$0	\$0	\$640	FY16	\$343	\$0	
Low	0	MRSPP-3	0	Evaluation Pending	1	RA-O	0	0	0	0	1		\$0	\$0	\$0	\$0	\$0	\$0	\$0	\$0	FY11-Comp. IRP		\$29,555	
Not Evaluated	0	MRSPP-4	0	No Known/Suspected	0	LTM	2	1	0	0	1		\$0	\$21	\$0	\$5	\$0	\$0	\$0	\$0	FY11-Comp. MMRP		\$11,682	
Not Required	0	MRSPP-5	0	No Longer Required	1	IRP Final RC: FY 2026 MRS Final RC: FY 2025					Total		\$58,980	\$13,886	\$1,621	\$4,723	\$1,597	\$0	\$151	\$640	FY11-Complete		\$41,237	
Total IRP Sites	10	MRSPP-6	0	Total MRSs	2	Five-Year Review Planned for Future																		

IRP Progress in FY10: Completed draft RI at Area 18E. Indoor air monitoring at 10 bldgs, report completed. Awarded contracts to continue air monitoring, implement site wide gw monitored natural attenuation program, and complete an eco risk mgmt document based on the Final B

IRP Progress Planned for FY11-FY12: FY11 award planned to complete No Action PP/DD for Middlesex College and Edison Park portions. Soil Rem Action Area 18E. Air & GW monitoring. Finish Eco Risk Doc. Complete Remedial Investigations of Area 18D, 18F and 18G.

MMRP Progress in FY10: Continued ordnance clearing activities on Area 12. Fully funded Area 12 removal action with plus up funding.

MMRP Progress Planned for FY11-FY12: Will finish Area 12 ordnance removal action. Next step is RI/FS for area 12, subject to availability of funds. Will also be breaking large MMRP project into smaller projects through realignment.

*CTC Delta Reason: C-TECH-Technical Issues, C-REG-Regulatory Issues, C-EST-Estimating Criteria

**Schedule Impact Reason: TECH-Technical, CONT-Contracting, PERS-Personnel, REG-Regulatory, FUND-Funding

Note: Totals reflect installation project funding allocated to individual sites and do not include program management and other support costs.

Table E-6 Status of Installations with FY11 to Completion Cost Estimate Greater Than \$10,000,000

DoD Component - Installation / FFID / NPL or Proposed NPL / BRAC Year / RAB / CTC Delta from FY09*																			
Phase	Completed		Underway		Future		FY10 Schedule Impact**		Costs Through FY10 (\$000)		FY10 Funds Obligated (\$000)		FY11 Execution Planned (\$000)		FY12 Planning Estimate (\$000)		Estimated Costs (\$000)		
	IRP	MMRP	IRP	MMRP	IRP	MMRP	IRP	MMRP	IRP	MMRP	IRP	MMRP	IRP	MMRP	IRP	MMRP	Fiscal Year	IRP	MMRP
	Sites (Actions)						IRP	MMRP	IRP	MMRP	IRP	MMRP	IRP	MMRP	IRP	MMRP			

New Mexico

ARMY - FORT WINGATE DEPOT ACTIVITY / NM621382097400 / BRAC 1988 / RAB

IRP Sites and MRSs by Classification				Study	30	2	13	3	0	0			\$16,811	\$1,851	\$983	\$508	\$3,138	\$818	\$2,519	\$720	FY13	\$4,892	\$2,534
Response Complete	26	Response Complete	2	IRA	1(1)	0(0)	0(0)	1(3)					\$0	\$4,020	\$0	\$0	\$0	\$0	\$0	\$0	FY14	\$12,262	\$5,816
High	7	MRSPP-1	0	MRSPP-7	0	Design	6	0	1	0	12	3	\$2,826	\$60	\$0	\$0	\$69	\$141	\$0	\$0	FY15	\$10,183	\$10,953
Medium	2	MRSPP-2	0	MRSPP-8	0	RA-C	8	0	1	0	13	3	\$26,000	\$60	\$2,265	\$0	\$2,492	\$2,000	\$3,011	\$2,000	FY16	\$4,302	\$5,318
Low	7	MRSPP-3	0	Evaluation Pending	3	RA-O	0	0	0	0	0	0	\$0	\$0	\$0	\$0	\$0	\$0	\$0	\$0	FY11-Comp. IRP		\$65,129
Not Evaluated	1	MRSPP-4	0	No Known/Suspected	0	LTM	1	0	0	0	6	1	\$364	\$0	\$0	\$0	\$0	\$0	\$0	\$0	FY11-Comp. MMRP		\$69,611
Not Required	0	MRSPP-5	0	No Longer Required	2	IRP Final RC: FY 2021		MRS Final RC: FY 2021				Total	\$46,001	\$5,991	\$3,248	\$508	\$5,699	\$2,959	\$5,530	\$2,720	FY11-Complete		\$134,740
Total IRP Sites	43	MRSPP-6	0	Total MRSs	5																		

IRP Progress in FY10: Refer to Page F-76.

IRP Progress Planned for FY11-FY12: Refer to Page F-76.

MMRP Progress in FY10: Refer to Page F-76.

MMRP Progress Planned for FY11-FY12: Refer to Page F-76.

ARMY - WHITE SANDS MISSILE RANGE / NM621412096000 / C-TECH

IRP Sites and MRSs by Classification				Study	76	3	1	4	0	0			\$17,373	\$187	\$0	\$4	\$0	\$894	\$0	\$0	FY13	\$423	\$0
Response Complete	70	Response Complete	3	IRA	16(16)	0(0)	0(0)	0(0)					\$3,996	\$0	\$0	\$0	\$0	\$0	\$0	\$0	FY14	\$1,000	\$472
High	0	MRSPP-1	0	MRSPP-7	0	Design	9	0	0	0	1	1	\$642	\$0	\$0	\$0	\$10	\$0	\$0	\$0	FY15	\$978	\$19,193
Medium	2	MRSPP-2	0	MRSPP-8	0	RA-C	19	0	4	0	1	1	\$20,238	\$0	\$0	\$0	\$43	\$0	\$191	\$0	FY16	\$1,362	\$0
Low	1	MRSPP-3	0	Evaluation Pending	1	RA-O	1	0	1	0	4	0	\$7,486	\$0	\$4,417	\$0	\$347	\$0	\$332	\$0	FY11-Comp. IRP		\$12,009
Not Evaluated	3	MRSPP-4	0	No Known/Suspected	3	LTM	0	0	22	0	2	1	\$3,052	\$0	\$0	\$0	\$362	\$0	\$157	\$0	FY11-Comp. MMRP		\$20,734
Not Required	1	MRSPP-5	0	No Longer Required	3	IRP Final RC: FY 2040		MRS Final RC: FY 2016				Total	\$52,787	\$187	\$4,417	\$4	\$762	\$894	\$680	\$0	FY11-Complete		\$32,743
Total IRP Sites	77	MRSPP-6	0	Total MRSs	7	Five-Year Review Completed and Planned for Future																	

IRP Progress in FY10: A second PBA was established and will be awarded in FY10. RFI report for WSMR-61 is still under NMED review. NMED issued notice of disapproval (NOD) to the HELSTF phase III RFI. LTM was performed at WSMR-14 and RA(O)/LTM at WSMR-54 and -55. A petition was submitted to NMED for a class III modification to remove SWMUs WSMRs 80, 71, 39, 40, 41, 05, and CCWS-20 from RCRA Part B permit.

IRP Progress Planned for FY11-FY12: NMED approval of HELSTF Phase III RFI report. NMED approval of RFI report for WSMR-61. LTM will continue at WSMR-14. RA(O)/LTM will continue at WSMR-54 and -55.

MMRP Progress in FY10: The site inspection (SI) is complete. WSMR-0003-R-01, 004-R-01 and 006-R-01 were recommended for NFA. A copy was submitted to NMED. NMED has issued two notices of disapproval based on RCRA requirements. White Sands Missile Range is in the process of moving into remedial investigation (RI) phase under CERCLA.

MMRP Progress Planned for FY11-FY12: The RI phase will commence for WSMR-007-R-01 only. Management of the Military Munitions Response Program (MMRP) will transfer to the installation.

AIR FORCE - CANNON AIR FORCE BASE / NM657212445400 / BRAC 2005 Closure / RAB / C-EST

IRP Sites and MRSs by Classification				Study	27	0	0	0	35	0			\$7,894	\$0	\$0	\$0	\$1,621	\$0	\$2,433	\$0	FY13	\$2,483	\$0
Response Complete	27	Response Complete	0	IRA	1(1)	0(0)	0(0)	0(0)					\$1,678	\$0	\$0	\$0	\$957	\$0	\$0	\$0	FY14	\$2,813	\$0
High	0	MRSPP-1	0	MRSPP-7	0	Design	1	0	0	0	9	0	\$76	\$0	\$0	\$0	\$0	\$0	\$0	\$0	FY15	\$963	\$0
Medium	0	MRSPP-2	0	MRSPP-8	0	RA-C	1	0	0	0	11	0	\$1,174	\$0	\$0	\$0	\$0	\$0	\$190	\$0	FY16	\$1,755	\$0
Low	0	MRSPP-3	0	Evaluation Pending	0	RA-O	1	0	0	0	9	0	\$0	\$0	\$0	\$0	\$0	\$0	\$0	\$0	FY11-Comp. IRP		\$21,748
Not Evaluated	35	MRSPP-4	0	No Known/Suspected	0	LTM	1	0	17	0	9	0	\$3,369	\$0	\$195	\$0	\$581	\$0	\$543	\$0	FY11-Comp. MMRP		\$0
Not Required	0	MRSPP-5	0	No Longer Required	0	IRP Final RC: FY 2008		MRS Final RC: FY -				Total	\$14,191	\$0	\$195	\$0	\$3,159	\$0	\$3,166	\$0	FY11-Complete		\$21,748
Total IRP Sites	62	MRSPP-6	0	Total MRSs	0	Five-Year Review Planned for Future																	

IRP Progress in FY10: LTM at 14 Sites; RA-O at 2 sites; remove and replace MW-Ra at LF-25; and site closeout document review

IRP Progress Planned for FY11-FY12: Continuing LTM at multiple sites; RAC at site FT-08; and additional investigation at AOC A (SS-19)

MMRP Progress in FY10: No MMRP sites identified.

MMRP Progress Planned for FY11-FY12: No MMRP sites identified.

*CTC Delta Reason: C-TECH-Technical Issues, C-REG-Regulatory Issues, C-EST-Estimating Criteria

**Schedule Impact Reason: TECH-Technical, CONT-Contracting, PERS-Personnel, REG-Regulatory, FUND-Funding

Note: Totals reflect installation project funding allocated to individual sites and do not include program management and other support costs.

Table E-6 Status of Installations with FY11 to Completion Cost Estimate Greater Than \$10,000,000

DoD Component - Installation / FFID / NPL or Proposed NPL / BRAC Year / RAB / CTC Delta from FY09*																			
Phase	Completed		Underway		Future		FY10 Schedule Impact**		Costs Through FY10 (\$000)		FY10 Funds Obligated (\$000)		FY11 Execution Planned (\$000)		FY12 Planning Estimate (\$000)		Estimated Costs (\$000)		
	IRP	MMRP	IRP	MMRP	IRP	MMRP	IRP	MMRP	IRP	MMRP	IRP	MMRP	IRP	MMRP	IRP	MMRP	Fiscal Year	IRP	MMRP
	Sites (Actions)						IRP	MMRP	IRP	MMRP	IRP	MMRP	IRP	MMRP	IRP	MMRP			

New Mexico

AIR FORCE - HOLLOMAN AIR FORCE BASE / NM657212442200 / BRAC 2005 Realignment / RAB / C-TECH / C-EST

IRP Sites and MRSs by Classification				Study	65	2	9	0	40	0			\$13,445	\$0	\$0	\$0	\$853	\$0	\$0	\$0	FY13	\$336	\$0
Response Complete	45	Response Complete	2	IRA	1(1)	0(0)	7(7)	0(0)					\$14,811	\$0	\$8,753	\$0	\$0	\$0	\$0	FY14	\$5,597	\$0	
High	0	MRSPP-1	0	MRSPP-7	0	Design	16	0	1	0	1	0	\$1,928	\$0	\$0	\$0	\$0	\$0	\$0	FY15	\$171	\$0	
Medium	1	MRSPP-2	0	MRSPP-8	0	RA-C	19	0	9	0	2	0	\$18,115	\$0	\$0	\$0	\$4,397	\$0	\$0	FY16	\$173	\$0	
Low	19	MRSPP-3	0	Evaluation Pending	0	RA-O	5	0	8	0	1	0	\$19,234	\$0	\$0	\$0	\$1,233	\$0	\$97	FY11-Comp. IRP		\$14,545	
Not Evaluated	42	MRSPP-4	0	No Known/Suspected	0	LTM	10	0	15	0	1	0	\$5,841	\$0	\$1,300	\$0	\$412	\$0	\$224	FY11-Comp. MMRP		\$0	
Not Required	7	MRSPP-5	0	No Longer Required	2	IRP Final RC: FY 2029 MRS Final RC: FY 2003						Total	\$73,374	\$0	\$10,053	\$0	\$6,895	\$0	\$321	\$0	FY11-Complete		\$14,545
Total IRP Sites	114	MRSPP-6	0	Total MRSs	2																		

IRP Progress in FY10:	Conduct interim remedial action at SS-61 AVGAS Fuel Spill Site and conduct LTM at Sites 02, 05, 08, 12, 13, 14, 18	MMRP Progress in FY10:	Completed the basewide Mod CSE Phase I Report. Began work on the basewide CSE Phase II.
IRP Progress Planned for FY11-FY12:	Continue LTM and RA-O at multiple sites and initiate corrective action at SS-17.	MMRP Progress Planned for FY11-FY12:	Completed the basewide CSE Phase II Report.

AIR FORCE - KIRTLAND AIR FORCE BASE / NM657182442300 / BRAC 2005 Realignment / RAB / C-REG

IRP Sites and MRSs by Classification				Study	80	19	2	29	12	0			\$21,711	\$10,316	\$0	\$4,531	\$0	\$2,430	\$0	\$3,480	FY13	\$2,508	\$31,774
Response Complete	75	Response Complete	6	IRA	29(35)	2(2)	4(6)	3(3)					\$51,353	\$4,115	\$26,970	\$0	\$13,516	\$0	\$0	FY14	\$8,090	\$30,284	
High	1	MRSPP-1	0	MRSPP-7	0	Design	6	0	0	0	2	20	\$2,180	\$0	\$0	\$0	\$0	\$1,126	\$0	\$1,437	FY15	\$2,454	\$37,696
Medium	2	MRSPP-2	0	MRSPP-8	0	RA-C	8	0	1	0	2	30	\$40,245	\$0	\$0	\$0	\$1,757	\$0	\$0	\$36,853	FY16	\$2,363	\$33,474
Low	1	MRSPP-3	0	Evaluation Pending	42	RA-O	1	0	4	0	3	19	\$3,272	\$0	\$682	\$0	\$1,747	\$0	\$1,685	FY11-Comp. IRP		\$59,532	
Not Evaluated	12	MRSPP-4	0	No Known/Suspected	0	LTM	9	0	2	0	9	30	\$2,240	\$0	\$154	\$0	\$385	\$0	\$348	FY11-Comp. MMRP		\$210,090	
Not Required	3	MRSPP-5	0	No Longer Required	6	IRP Final RC: FY 2034 MRS Final RC: FY 2020						Total	\$121,001	\$14,431	\$27,806	\$4,531	\$17,405	\$3,556	\$2,033	\$41,770	FY11-Complete		\$269,622
Total IRP Sites	94	MRSPP-6	0	Total MRSs	48																		

IRP Progress in FY10:	ERP/MMRP RAB Support; NMED Fees; IRA-O Groundwater Monitoring; ST-70 RA-O, Soil Vapor Extraction; RA-O at multiple sites; RD at WP-026; ERP/MMRP Admin. Record Support; LTM/LUC Contract Support; SS-111, IRA-O, PSH Removal; SS-111 Site Characterization and Interim Measure; and SS-111 SVE Performance Testing	MMRP Progress in FY10:	Completed the draft final basewide CSE Phase II Report. All MMRP Sites were scored under the MRSPP requirement. A multisite RI was awarded in FY10.
IRP Progress Planned for FY11-FY12:	GEITA ERP/MMRP RAB Support; NMED Fees; IRA-O Groundwater Monitoring; RA-O at multiple sites; RA at WP-026; GEITA ERP/MMRP Admin. Record Support; GEITA LTM/LUC Contract Support; and CA at SS111/ST106	MMRP Progress Planned for FY11-FY12:	Complete the RIs scoped and awarded in FY10.

FORMERLY USED DEFENSE SITES - CARLSBAD AAF / NM69799F614700 / C-EST

IRP Sites and MRSs by Classification				Study	1	1	4	1	0	0			\$666	\$259	\$91	\$0	\$0	\$0	\$0	\$0	FY13	\$1,494	\$0
Response Complete	0	Response Complete	1	IRA	0(0)	0(0)	0(0)	0(0)					\$0	\$0	\$0	\$0	\$0	\$0	\$0	FY14	\$1,080	\$0	
High	0	MRSPP-1	0	MRSPP-7	0	Design	1	0	0	0	4	1	\$38	\$0	\$0	\$0	\$12	\$0	\$0	FY15	\$963	\$0	
Medium	0	MRSPP-2	0	MRSPP-8	0	RA-C	1	0	0	0	4	1	\$222	\$0	\$0	\$0	\$214	\$0	\$0	FY16	\$2,352	\$0	
Low	0	MRSPP-3	0	Evaluation Pending	1	RA-O	0	0	0	0	0	0	\$0	\$0	\$0	\$0	\$0	\$0	\$0	FY11-Comp. IRP		\$10,830	
Not Evaluated	4	MRSPP-4	0	No Known/Suspected	0	LTM	0	0	0	0	0	1	\$0	\$0	\$0	\$0	\$0	\$0	\$0	FY11-Comp. MMRP		\$8,469	
Not Required	1	MRSPP-5	0	No Longer Required	1	IRP Final RC: FY 2016 MRS Final RC: FY 2078						Total	\$926	\$259	\$91	\$0	\$226	\$0	\$0	\$0	FY11-Complete		\$19,299
Total IRP Sites	5	MRSPP-6	0	Total MRSs	2																		

IRP Progress in FY10:	Technical Project Planning and Workplan was developed for the IRP Site Inspection projects. The projects are scheduled for field work this winter.	MMRP Progress in FY10:	No progress reported.
IRP Progress Planned for FY11-FY12:	Projects which continue forward will be prioritized using Relative Risk to meet the 2020 goal.	MMRP Progress Planned for FY11-FY12:	No actions planned.

*CTC Delta Reason: C-TECH-Technical Issues, C-REG-Regulatory Issues, C-EST-Estimating Criteria

**Schedule Impact Reason: TECH-Technical, CONT-Contracting, PERS-Personnel, REG-Regulatory, FUND-Funding

Note: Totals reflect installation project funding allocated to individual sites and do not include program management and other support costs.

Table E-6 Status of Installations with FY11 to Completion Cost Estimate Greater Than \$10,000,000

DoD Component - Installation / FFID / NPL or Proposed NPL / BRAC Year / RAB / CTC Delta from FY09*																			
Phase	Completed		Underway		Future		FY10 Schedule Impact**		Costs Through FY10 (\$000)		FY10 Funds Obligated (\$000)		FY11 Execution Planned (\$000)		FY12 Planning Estimate (\$000)		Estimated Costs (\$000)		
	IRP	MMRP	IRP	MMRP	IRP	MMRP	IRP	MMRP	IRP	MMRP	IRP	MMRP	IRP	MMRP	IRP	MMRP	Fiscal Year	IRP	MMRP
	Sites (Actions)						IRP	MMRP	IRP	MMRP	IRP	MMRP	IRP	MMRP	IRP	MMRP			

New Mexico

FORMERLY USED DEFENSE SITES - FORT SUMNER AAF / NM69799F621700

IRP Sites and MRSs by Classification				Study	0	0	4	0	1	0			\$1,779	\$0	\$541	\$0	\$0	\$0	\$0	\$0	FY13	\$654	\$0
Response Complete	0	Response Complete	0	IRA	0(0)	0(0)	0(0)	0(0)				\$0	\$0	\$0	\$0	\$0	\$0	\$0	\$0	FY14	\$470	\$0	
High	0	MRSPP-1	0	MRSPP-7	0	Design	0	0	1	0	4	0	\$140	\$0	\$0	\$0	\$19	\$0	\$0	FY15	\$2,595	\$0	
Medium	0	MRSPP-2	0	MRSPP-8	0	RA-C	0	0	0	0	5	0	\$0	\$0	\$0	\$0	\$0	\$199	\$0	FY16	\$1,082	\$0	
Low	0	MRSPP-3	0	Evaluation Pending	0	RA-O	0	0	0	0	0	0	\$0	\$0	\$0	\$0	\$0	\$0	\$0	FY11-Comp. IRP		\$18,320	
Not Evaluated	4	MRSPP-4	0	No Known/Suspected	0	LTM	0	0	0	0	0	0	\$0	\$0	\$0	\$0	\$0	\$0	\$0	FY11-Comp. MMRP		\$0	
Not Required	1	MRSPP-5	0	No Longer Required	0	IRP Final RC: FY 2018 MRS Final RC: FY -					Total	\$1,919	\$0	\$541	\$0	\$19	\$0	\$199	\$0	FY11-Complete		\$18,320	
Total IRP Sites	5	MRSPP-6	0	Total MRSs	0																		

<p>IRP Progress in FY10: Planning and ROE process executed for the Site Inspection projects. Identified 10 production wells which will need plug and abandonment procedures during field activities. Started field activities in September 2010.</p> <p>IRP Progress Planned for FY11-FY12: Complete field work and SI reporting. Relative Risk will be calculated and projects which progress beyond the SI phase will be prioritized to meet the 2020 goal.</p>	<p>MMRP Progress in FY10: No MMRP sites identified.</p> <p>MMRP Progress Planned for FY11-FY12: No MMRP sites identified.</p>
---	---

FORMERLY USED DEFENSE SITES - FORT SUMNER AIR TO GGR / NM69799F622100

IRP Sites and MRSs by Classification				Study	0	0	0	5	0	0			\$0	\$172	\$0	\$0	\$0	\$0	\$0	\$0	FY13	\$0	\$0
Response Complete	0	Response Complete	0	IRA	0(0)	0(0)	0(0)	0(0)				\$0	\$0	\$0	\$0	\$0	\$0	\$0	\$0	FY14	\$0	\$0	
High	0	MRSPP-1	0	MRSPP-7	0	Design	0	0	0	0	5		\$0	\$0	\$0	\$0	\$0	\$0	\$0	FY15	\$0	\$0	
Medium	0	MRSPP-2	0	MRSPP-8	0	RA-C	0	0	0	0	5		\$0	\$0	\$0	\$0	\$0	\$0	\$0	FY16	\$0	\$0	
Low	0	MRSPP-3	0	Evaluation Pending	0	RA-O	0	0	0	0	0		\$0	\$0	\$0	\$0	\$0	\$0	\$0	FY11-Comp. IRP		\$0	
Not Evaluated	0	MRSPP-4	0	No Known/Suspected	0	LTM	0	0	0	0	5		\$0	\$0	\$0	\$0	\$0	\$0	\$0	FY11-Comp. MMRP		\$21,873	
Not Required	0	MRSPP-5	0	No Longer Required	0	IRP Final RC: FY - MRS Final RC: FY 2089					Total	\$0	\$172	\$0	\$0	\$0	\$0	\$0	\$0	FY11-Complete		\$21,873	
Total IRP Sites	0	MRSPP-6	0	Total MRSs	5																		

<p>IRP Progress in FY10: No IRP sites identified.</p> <p>IRP Progress Planned for FY11-FY12: No IRP sites identified.</p>	<p>MMRP Progress in FY10: No activities completed in FY10, MMRP Site inspection Report completed Project 01.02.03.04.05 30-JAN-2007</p> <p>MMRP Progress Planned for FY11-FY12: No work anticipated for next two years until Baseline MMRP SI's are completed</p>
---	---

FORMERLY USED DEFENSE SITES - GUADALUPE BOMB & GUN RGE / NM69799F613900

IRP Sites and MRSs by Classification				Study	0	0	0	1	0	0			\$0	\$480	\$0	\$0	\$0	\$0	\$0	\$0	FY13	\$0	\$0
Response Complete	0	Response Complete	0	IRA	0(0)	0(0)	0(0)	0(0)				\$0	\$0	\$0	\$0	\$0	\$0	\$0	\$0	FY14	\$0	\$0	
High	0	MRSPP-1	0	MRSPP-7	0	Design	0	0	0	0	1		\$0	\$0	\$0	\$0	\$0	\$0	\$0	FY15	\$0	\$0	
Medium	0	MRSPP-2	0	MRSPP-8	0	RA-C	0	0	0	0	1		\$0	\$0	\$0	\$0	\$0	\$0	\$0	FY16	\$0	\$0	
Low	0	MRSPP-3	0	Evaluation Pending	1	RA-O	0	0	0	0	0		\$0	\$0	\$0	\$0	\$0	\$0	\$0	FY11-Comp. IRP		\$0	
Not Evaluated	0	MRSPP-4	0	No Known/Suspected	0	LTM	0	0	0	0	1		\$0	\$0	\$0	\$0	\$0	\$0	\$0	FY11-Comp. MMRP		\$352,469	
Not Required	0	MRSPP-5	0	No Longer Required	0	IRP Final RC: FY - MRS Final RC: FY 2060					Total	\$0	\$480	\$0	\$0	\$0	\$0	\$0	\$0	FY11-Complete		\$352,469	
Total IRP Sites	0	MRSPP-6	0	Total MRSs	1																		

<p>IRP Progress in FY10: No IRP sites identified.</p> <p>IRP Progress Planned for FY11-FY12: No IRP sites identified.</p>	<p>MMRP Progress in FY10: No activities completed in FY10, MMRP Site inspection Report completed 29-JUL-2007</p> <p>MMRP Progress Planned for FY11-FY12: No work anticipated for next two years until Baseline MMRP SI's are completed</p>
---	--

*CTC Delta Reason: C-TECH-Technical Issues, C-REG-Regulatory Issues, C-EST-Estimating Criteria

**Schedule Impact Reason: TECH-Technical, CONT-Contracting, PERS-Personnel, REG-Regulatory, FUND-Funding

Note: Totals reflect installation project funding allocated to individual sites and do not include program management and other support costs.

Table E-6 Status of Installations with FY11 to Completion Cost Estimate Greater Than \$10,000,000

DoD Component - Installation / FFID / NPL or Proposed NPL / BRAC Year / RAB / CTC Delta from FY09*																			
Phase	Completed		Underway		Future		FY10 Schedule Impact**		Costs Through FY10 (\$000)		FY10 Funds Obligated (\$000)		FY11 Execution Planned (\$000)		FY12 Planning Estimate (\$000)		Estimated Costs (\$000)		
	IRP	MMRP	IRP	MMRP	IRP	MMRP	IRP	MMRP	IRP	MMRP	IRP	MMRP	IRP	MMRP	IRP	MMRP	Fiscal Year	IRP	MMRP
	Sites (Actions)						IRP	MMRP	IRP	MMRP	IRP	MMRP	IRP	MMRP	IRP	MMRP			

New Mexico

FORMERLY USED DEFENSE SITES - HOBBS AFB / NM69799F623000 / C-EST

IRP Sites and MRSs by Classification				Study	3	0	3	0	0	0			\$1,459	\$0	\$81	\$0	\$0	\$0	\$0	\$0	FY13	\$0	\$0					
Response Complete	1	Response Complete	0	IRA	0(0)	0(0)	0(0)	0(0)					\$0	\$0	\$0	\$0	\$0	\$0	\$0	\$0	FY14	\$0	\$0					
High	0	MRSPP-1	0	MRSPP-7	0	0	0	0	3	0			\$0	\$0	\$0	\$0	\$0	\$0	\$0	\$0	FY15	\$509	\$0					
Medium	0	MRSPP-2	0	MRSPP-8	0	RA-C	0	0	0	3	0		\$0	\$0	\$0	\$0	\$0	\$0	\$0	\$0	FY16	\$0	\$0					
Low	0	MRSPP-3	0	Evaluation Pending	0	RA-O	0	0	0	0	0		\$0	\$0	\$0	\$0	\$0	\$0	\$0	\$0	FY11-Comp. IRP		\$14,236					
Not Evaluated	5	MRSPP-4	0	No Known/Suspected	0	LTM	0	0	0	1	0		\$0	\$0	\$0	\$0	\$0	\$0	\$0	\$0	FY11-Comp. MMRP		\$0					
Not Required	0	MRSPP-5	0	No Longer Required	0	IRP Final RC: FY 2016					MRS Final RC: FY -					Total	\$1,459	\$0	\$81	\$0	\$0	\$0	\$0	\$0	\$0	\$0	FY11-Complete	\$14,236
Total IRP Sites	6	MRSPP-6	0	Total MRSs	0																							

IRP Progress in FY10: Held TPP meeting to start Site Inspection activities and discussed Right of Entry needs. City of Hobbs and Private land holder denied right of entry. ROE refusal process followed including Commander's letter.	MMRP Progress in FY10: No MMRP sites identified.
IRP Progress Planned for FY11-FY12: Forward ROE refusal paperwork to HQ for ultimate reporting to the Department of the Army.	MMRP Progress Planned for FY11-FY12: No MMRP sites identified.

FORMERLY USED DEFENSE SITES - ISLETA PUEBLO ORDANCE IMPACT AREA / NM69799FA11800

IRP Sites and MRSs by Classification				Study	0	1	0	0	0	0			\$0	\$3,145	\$0	\$0	\$0	\$0	\$0	\$0	FY13	\$0	\$0						
Response Complete	0	Response Complete	0	IRA	0(0)	0(0)	0(0)	0(0)					\$0	\$0	\$0	\$0	\$0	\$0	\$0	\$0	FY14	\$0	\$0						
High	0	MRSPP-1	0	MRSPP-7	0	Design	0	0	0	1	0		\$0	\$9	\$0	\$0	\$0	\$0	\$0	\$0	FY15	\$0	\$0						
Medium	0	MRSPP-2	0	MRSPP-8	0	RA-C	0	0	0	1	0		\$0	\$87	\$0	\$0	\$0	\$0	\$0	\$0	FY16	\$0	\$0						
Low	0	MRSPP-3	0	Evaluation Pending	1	RA-O	0	0	0	0	0		\$0	\$0	\$0	\$0	\$0	\$0	\$0	\$0	FY11-Comp. IRP		\$0						
Not Evaluated	0	MRSPP-4	0	No Known/Suspected	0	LTM	0	0	0	0	1		\$0	\$0	\$0	\$0	\$0	\$0	\$0	\$0	FY11-Comp. MMRP		\$19,678						
Not Required	0	MRSPP-5	0	No Longer Required	0	IRP Final RC: FY -					MRS Final RC: FY 2024					Total	\$0	\$3,241	\$0	\$0	\$0	\$0	\$0	\$0	\$0	\$0	\$0	FY11-Complete	\$19,678
Total IRP Sites	0	MRSPP-6	0	Total MRSs	1																								

IRP Progress in FY10: No IRP sites identified.	MMRP Progress in FY10: No work scheduled/completed in FY2010
IRP Progress Planned for FY11-FY12: No IRP sites identified.	MMRP Progress Planned for FY11-FY12: No work anticipated for next two years until Baseline MMRP SI's are completed

FORMERLY USED DEFENSE SITES - LOS ALAMOS DEM RANGE / NM69799F613200

IRP Sites and MRSs by Classification				Study	0	0	0	1	0	0			\$0	\$2	\$0	\$1	\$0	\$3,825	\$0	\$0	FY13	\$0	\$13,133					
Response Complete	0	Response Complete	0	IRA	0(0)	0(0)	0(0)	0(0)					\$0	\$0	\$0	\$0	\$0	\$0	\$0	\$0	FY14	\$0	\$0					
High	0	MRSPP-1	0	MRSPP-7	0	Design	0	0	0	0	1		\$0	\$0	\$0	\$0	\$0	\$0	\$0	\$0	FY15	\$0	\$4,640					
Medium	0	MRSPP-2	0	MRSPP-8	0	RA-C	0	0	0	0	1		\$0	\$0	\$0	\$0	\$0	\$0	\$0	\$0	FY16	\$0	\$19,526					
Low	0	MRSPP-3	0	Evaluation Pending	1	RA-O	0	0	0	0	0		\$0	\$0	\$0	\$0	\$0	\$0	\$0	\$0	FY11-Comp. IRP		\$0					
Not Evaluated	0	MRSPP-4	0	No Known/Suspected	0	LTM	0	0	0	0	1		\$0	\$0	\$0	\$0	\$0	\$0	\$0	\$0	FY11-Comp. MMRP		\$45,425					
Not Required	0	MRSPP-5	0	No Longer Required	0	IRP Final RC: FY -					MRS Final RC: FY 2023					Total	\$0	\$2	\$0	\$1	\$0	\$3,825	\$0	\$87	\$0	\$87	FY11-Complete	\$45,425
Total IRP Sites	0	MRSPP-6	0	Total MRSs	1																							

IRP Progress in FY10: No IRP sites identified.	MMRP Progress in FY10: MMRP Site inspection Report completed. 27-SEP-2010.
IRP Progress Planned for FY11-FY12: No IRP sites identified.	MMRP Progress Planned for FY11-FY12: No work anticipated for next two years until Baseline MMRP SI's are completed.

*CTC Delta Reason: C-TECH-Technical Issues, C-REG-Regulatory Issues, C-EST-Estimating Criteria

**Schedule Impact Reason: TECH-Technical, CONT-Contracting, PERS-Personnel, REG-Regulatory, FUND-Funding

Note: Totals reflect installation project funding allocated to individual sites and do not include program management and other support costs.

Table E-6 Status of Installations with FY11 to Completion Cost Estimate Greater Than \$10,000,000

DoD Component - Installation / FFID / NPL or Proposed NPL / BRAC Year / RAB / CTC Delta from FY09*																			
Phase	Completed		Underway		Future		FY10 Schedule Impact**		Costs Through FY10 (\$000)		FY10 Funds Obligated (\$000)		FY11 Execution Planned (\$000)		FY12 Planning Estimate (\$000)		Estimated Costs (\$000)		
	IRP	MMRP	IRP	MMRP	IRP	MMRP	IRP	MMRP	IRP	MMRP	IRP	MMRP	IRP	MMRP	IRP	MMRP	Fiscal Year	IRP	MMRP
	Sites (Actions)						IRP	MMRP	IRP	MMRP	IRP	MMRP	IRP	MMRP	IRP	MMRP			

New Mexico

FORMERLY USED DEFENSE SITES - WAFB SM ARMS AX / NM69799F628700

IRP Sites and MRSs by Classification				Study	1	0	0	1	0	0			\$12	\$132	\$0	\$0	\$0	\$0	\$0	\$0	FY13	\$0	\$0
Response Complete	1	Response Complete	0	IRA	0(0)	0(0)	0(0)	0(0)					\$0	\$0	\$0	\$0	\$0	\$0	\$0	\$0	FY14	\$0	\$0
High	0	MRSPP-1	0	MRSPP-7	0	0	0	0	0	1			\$0	\$0	\$0	\$0	\$0	\$0	\$0	\$0	FY15	\$0	\$0
Medium	0	MRSPP-2	0	MRSPP-8	0	RA-C	0	0	0	0	1		\$0	\$0	\$0	\$0	\$0	\$0	\$0	\$0	FY16	\$0	\$0
Low	0	MRSPP-3	0	Evaluation Pending	0	RA-O	0	0	0	0	0		\$0	\$0	\$0	\$0	\$0	\$0	\$0	\$0	FY11-Comp. IRP		\$0
Not Evaluated	0	MRSPP-4	1	No Known/Suspected	0	LTM	0	0	0	0	1		\$0	\$0	\$0	\$0	\$0	\$0	\$0	\$0	FY11-Comp. MMRP		\$11,631
Not Required	0	MRSPP-5	0	No Longer Required	0	IRP Final RC: FY 2009 MRS Final RC: FY 2063					Total		\$12	\$132	\$0	\$0	\$0	\$0	\$0	\$0	FY11-Complete		\$11,631
Total IRP Sites	1	MRSPP-6	0	Total MRSs	1																		

IRP Progress in FY10: No progress reported.

IRP Progress Planned for FY11-FY12: No actions planned.

MMRP Progress in FY10: No activities completed in FY10, MMRP Site inspection Report completed September 20, 2007.

MMRP Progress Planned for FY11-FY12: No work anticipated for next two years until Baseline MMRP SIs are completed

FORMERLY USED DEFENSE SITES - WALKER AFB / NM69799F613400 / RAB / C-EST

IRP Sites and MRSs by Classification				Study	20	0	3	1	0	0			\$22,127	\$239	\$822	\$0	\$108	\$0	\$0	\$0	FY13	\$2,175	\$0
Response Complete	17	Response Complete	0	IRA	1(1)	0(0)	0(0)	0(0)					\$161	\$0	\$0	\$0	\$0	\$0	\$0	\$0	FY14	\$1,571	\$0
High	1	MRSPP-1	0	MRSPP-7	0	Design	7	0	0	0	3	1		\$915	\$0	\$0	\$0	\$386	\$0	\$0	FY15	\$2,805	\$0
Medium	3	MRSPP-2	0	MRSPP-8	0	RA-C	8	0	3	0	2	1		\$8,358	\$0	\$3,069	\$0	\$230	\$0	\$2,983	FY16	\$4,274	\$0
Low	0	MRSPP-3	0	Evaluation Pending	1	RA-O	0	0	0	0	2	0		\$0	\$0	\$0	\$0	\$0	\$0	\$0	FY11-Comp. IRP		\$33,764
Not Evaluated	1	MRSPP-4	0	No Known/Suspected	0	LTM	7	0	0	0	5	1		\$23	\$0	\$0	\$0	\$0	\$0	\$40	FY11-Comp. MMRP		\$14,956
Not Required	1	MRSPP-5	0	No Longer Required	0	IRP Final RC: FY 2015 MRS Final RC: FY 2024					Total		\$31,584	\$239	\$3,891	\$0	\$724	\$0	\$3,023	\$0	FY11-Complete		\$48,720
Total IRP Sites	23	MRSPP-6	0	Total MRSs	1																		

IRP Progress in FY10: Negotiations with City of Roswell and COE lawyers regarding PRP is currently underway. Successful negotiations are lead to closeout of PRP project within the next year. Started RI/FS activities at two additional IRP projects and the negotiated NDA1 of 4 a

IRP Progress Planned for FY11-FY12: Negotiations with City of Roswell and COE lawyers regarding PRP is currently underway with the possibility for resolution in FY11. Successful negotiations will lead to closeout of PRP project.

MMRP Progress in FY10: Realignment completed. No new MMRP activities currently planned for this location.

MMRP Progress Planned for FY11-FY12: Realignment completed. No new MMRP activities currently planned for this location.

*CTC Delta Reason: C-TECH-Technical Issues, C-REG-Regulatory Issues, C-EST-Estimating Criteria

**Schedule Impact Reason: TECH-Technical, CONT-Contracting, PERS-Personnel, REG-Regulatory, FUND-Funding

Note: Totals reflect installation project funding allocated to individual sites and do not include program management and other support costs.

Table E-6 Status of Installations with FY11 to Completion Cost Estimate Greater Than \$10,000,000

DoD Component - Installation / FFID / NPL or Proposed NPL / BRAC Year / RAB / CTC Delta from FY09*																			
Phase	Completed		Underway		Future		FY10 Schedule Impact**		Costs Through FY10 (\$000)		FY10 Funds Obligated (\$000)		FY11 Execution Planned (\$000)		FY12 Planning Estimate (\$000)		Estimated Costs (\$000)		
	IRP	MMRP	IRP	MMRP	IRP	MMRP	IRP	MMRP	IRP	MMRP	IRP	MMRP	IRP	MMRP	IRP	MMRP	Fiscal Year	IRP	MMRP
	Sites (Actions)						IRP	MMRP	IRP	MMRP	IRP	MMRP	IRP	MMRP	IRP	MMRP			

New York

ARMY - WEST POINT MIL RESERVATION / NY221462091500

IRP Sites and MRSs by Classification										Study	32	7	0	14	0	0			\$3,200	\$3,143	\$0	\$2,595	\$0	\$0	\$0	\$0	\$0	FY13	\$353	\$0
Response Complete	30	Response Complete	7							IRA	5(6)	1(1)	0(0)	1(1)					\$1,482	\$828	\$0	\$16	\$0	\$0	\$0	\$0	\$0	FY14	\$361	\$0
High	0	MRSPP-1	0	MRSPP-7	0	Design	12	0	0	0	0	12	TECH	\$2,503	\$0	\$0	\$0	\$0	\$0	\$0	\$0	\$0	\$0	\$0	\$0	FY15	\$538	\$0	\$0	
Medium	0	MRSPP-2	0	MRSPP-8	0	RA-C	14	0	1	0	1	12	CONT	\$7,232	\$0	\$0	\$0	\$19	\$0	\$0	\$0	\$0	\$0	\$0	FY16	\$1,197	\$5,093	\$0	\$0	
Low	0	MRSPP-3	1	Evaluation Pending	1	RA-O	0	0	0	0	0	0		\$0	\$0	\$0	\$0	\$0	\$0	\$0	\$0	\$0	\$0	FY11-Comp. IRP	\$11,576	\$0	\$0	\$0		
Not Evaluated	2	MRSPP-4	5	No Known/Suspected	0	LTM	0	0	16	0	0	12		\$8,920	\$0	\$314	\$0	\$2,438	\$0	\$3,134	\$0	\$0	\$0	FY11-Comp. MMRP	\$41,192	\$0	\$0	\$0		
Not Required	0	MRSPP-5	7	No Longer Required	7	IRP Final RC: FY 2012		MRS Final RC: FY 2022						Total	\$23,337	\$3,971	\$314	\$2,611	\$2,457	\$0	\$3,134	\$0	\$0	FY11-Complete	\$52,768	\$0	\$0	\$0		
Total IRP Sites	32	MRSPP-6	0	Total MRSs	21	Five-Year Review Completed and Planned for Future																								

IRP Progress in FY10: Inspections, minor maintenance, and groundwater monitoring were conducted at 15 sites through a performance-based acquisition (PBA) awarded in 2008.

IRP Progress Planned for FY11-FY12: The PBA will continue to support annual physical inspections, minor maintenance, and groundwater monitoring.

MMRP Progress in FY10: An interim removal action is underway for site WSTPT-001-R-01. A remedial investigation (RI) was initiated this fiscal year (FY) at 11 of the 13 sites. The sites in the Hudson River (WSTPT-004-R-01, WSTPT-016-R-01) will not begin the RI phase at this time.

MMRP Progress Planned for FY11-FY12: Continue RI work at all sites except for the Hudson River sites.

NAVY - BETHPAGE NWIRP / NY217002216200 / RAB / C-TECH

IRP Sites and MRSs by Classification										Study	3	0	1	0	0	0			\$5,967	\$0	\$818	\$0	\$275	\$0	\$112	\$0	FY13	\$4,808	\$0
Response Complete	2	Response Complete	0							IRA	3(9)	0(0)	1(1)	0(0)					\$5,535	\$0	\$0	\$0	\$0	\$0	\$0	FY14	\$5,195	\$0	
High	1	MRSPP-1	0	MRSPP-7	0	Design	2	0	0	0	1	0		\$1,238	\$0	\$0	\$0	\$0	\$0	\$0	\$0	\$0	\$36	\$0	FY15	\$13,623	\$0	\$0	
Medium	0	MRSPP-2	0	MRSPP-8	0	RA-C	2	0	1	0	1	0	TECH	\$31,545	\$0	\$2,957	\$0	\$7,385	\$0	\$7,221	\$0	\$0	\$0	FY16	\$2,314	\$0	\$0	\$0	
Low	1	MRSPP-3	0	Evaluation Pending	0	RA-O	0	0	0	0	2	0		\$0	\$0	\$0	\$0	\$0	\$0	\$0	\$0	\$0	\$0	FY11-Comp. IRP	\$71,264	\$0	\$0	\$0	
Not Evaluated	0	MRSPP-4	0	No Known/Suspected	0	LTM	0	0	0	0	1	0		\$0	\$0	\$0	\$0	\$0	\$0	\$0	\$0	\$0	\$0	FY11-Comp. MMRP	\$0	\$0	\$0	\$0	
Not Required	0	MRSPP-5	0	No Longer Required	0	IRP Final RC: FY 2022		MRS Final RC: FY -						Total	\$44,285	\$0	\$3,775	\$0	\$7,660	\$0	\$7,369	\$0	\$0	FY11-Complete	\$71,264	\$0	\$0	\$0	
Total IRP Sites	4	MRSPP-6	0	Total MRSs	0	Five-Year Review Completed and Planned for Future																							

IRP Progress in FY10: Installed and operated SVE containment system. OM&M for GM-38, SVE and APUs and SSDs. Soil and groundwater PCB Investigation at Site 1. Aqua Design. Held 2 RABs

IRP Progress Planned for FY11-FY12: 2011: O&M for GM-38, SVE and APU and SSDs. Soil and groundwater PCB Investigation at Site 1. Aqua GAC Treatment Construction. RI/FS at Site 4. Offsite GW investigation. 2 RABs. 2012: Pilot Test for Site 1. 2 RABs. PRAP Site 4. GM-38 RW-2 Eval.

MMRP Progress in FY10: No MMRP sites identified.

MMRP Progress Planned for FY11-FY12: No MMRP sites identified.

NAVY - CALVERTON NWIRP / NY217002379400 / RAB

IRP Sites and MRSs by Classification										Study	11	0	2	0	0	0			\$7,902	\$0	\$1,337	\$0	\$175	\$0	\$0	\$0	FY13	\$2,338	\$0
Response Complete	9	Response Complete	0							IRA	5(11)	0(0)	0(0)	0(0)					\$13,684	\$0	\$0	\$0	\$0	\$0	\$0	FY14	\$3,544	\$0	
High	2	MRSPP-1	0	MRSPP-7	0	Design	2	0	2	0	1	0		\$724	\$0	\$0	\$0	\$414	\$0	\$0	\$0	\$0	\$0	FY15	\$494	\$0	\$0		
Medium	0	MRSPP-2	0	MRSPP-8	0	RA-C	2	0	3	0	0	0		\$11,343	\$0	\$141	\$0	\$1,026	\$0	\$804	\$0	\$0	FY16	\$1,007	\$0	\$0	\$0		
Low	1	MRSPP-3	0	Evaluation Pending	0	RA-O	0	0	1	0	3	0		\$1,910	\$0	\$575	\$0	\$400	\$0	\$351	\$0	\$0	FY11-Comp. IRP	\$21,473	\$0	\$0	\$0		
Not Evaluated	0	MRSPP-4	0	No Known/Suspected	0	LTM	0	0	0	0	4	0		\$0	\$0	\$0	\$0	\$0	\$0	\$0	\$0	\$0	\$0	FY11-Comp. MMRP	\$0	\$0	\$0	\$0	
Not Required	1	MRSPP-5	0	No Longer Required	0	IRP Final RC: FY 2041		MRS Final RC: FY -						Total	\$35,563	\$0	\$2,053	\$0	\$2,015	\$0	\$1,155	\$0	\$0	FY11-Complete	\$21,473	\$0	\$0	\$0	
Total IRP Sites	13	MRSPP-6	0	Total MRSs	0	Five-Year Review Planned for Future																							

IRP Progress in FY10: Complete Remedial Action - Site 6A. Pump Test & Pilot Test - Site 6A. Water Line EE/CA - Site 6A. Continued operation of AS/SVE - Site 7. Continued Off-Site GW investigation at Southern Area. Held 2 RAB meetings.

IRP Progress Planned for FY11-FY12: 2011: GW confirmation sampling and Off site GW delineation. Operate AS/SVE. Design & Install PRSC water line. Annual GW monitoring All Sites. Shut down SVE. 2 RABs. 2012: Groundwater Treatment at Sites 2, 6, 10. GW Monitor at Site 7. 2 RABs.

MMRP Progress in FY10: No MMRP sites identified.

MMRP Progress Planned for FY11-FY12: No MMRP sites identified.

*CTC Delta Reason: C-TECH-Technical Issues, C-REG-Regulatory Issues, C-EST-Estimating Criteria

**Schedule Impact Reason: TECH-Technical, CONT-Contracting, PERS-Personnel, REG-Regulatory, FUND-Funding

Note: Totals reflect installation project funding allocated to individual sites and do not include program management and other support costs.

Table E-6 Status of Installations with FY11 to Completion Cost Estimate Greater Than \$10,000,000

DoD Component - Installation / FFID / NPL or Proposed NPL / BRAC Year / RAB / CTC Delta from FY09*																			
Phase	Completed		Underway		Future		FY10 Schedule Impact**		Costs Through FY10 (\$000)		FY10 Funds Obligated (\$000)		FY11 Execution Planned (\$000)		FY12 Planning Estimate (\$000)		Estimated Costs (\$000)		
	IRP	MMRP	IRP	MMRP	IRP	MMRP	IRP	MMRP	IRP	MMRP	IRP	MMRP	IRP	MMRP	IRP	MMRP	Fiscal Year	IRP	MMRP
	Sites (Actions)						IRP	MMRP	IRP	MMRP	IRP	MMRP	IRP	MMRP	IRP	MMRP			

New York

AIR FORCE - PLATTSBURGH AFB / NY257002477400 / NPL / BRAC 1993 / RAB / C-EST

IRP Sites and MRSs by Classification				Study	41	6	1	0	0	0			\$23,150	\$0	\$3,571	\$0	\$0	\$0	\$0	\$0	\$0	FY13	\$0	\$0	
Response Complete	36	Response Complete	6	IRA	17(25)	0(0)	0(0)	0(0)					\$6,657	\$0	\$0	\$0	\$0	\$0	\$0	\$0	\$0	FY14	\$0	\$0	
High	1	MRSPP-1	0	MRSPP-7	0	0	0	0	1	0			\$5,982	\$0	\$0	\$0	\$0	\$0	\$0	\$0	\$0	FY15	\$0	\$0	
Medium	0	MRSPP-2	0	MRSPP-8	0	RA-C	6	2	1	0	1	0	\$16,484	\$0	\$43	\$0	\$0	\$0	\$0	\$0	\$0	FY16	\$1,118	\$0	
Low	0	MRSPP-3	0	Evaluation Pending	0	RA-O	3	0	3	0	1	0	\$12,169	\$0	\$480	\$0	\$0	\$0	\$0	\$0	\$0	FY11-Comp. IRP		\$12,008	
Not Evaluated	2	MRSPP-4	0	No Known/Suspected	0	LTM	0	0	8	0	4	0	\$5,561	\$0	\$1,220	\$0	\$392	\$0	\$0	\$0	\$0	FY11-Comp. MMRP		\$0	
Not Required	3	MRSPP-5	0	No Longer Required	6	IRP Final RC: FY 2084 MRS Final RC: FY 2003						Total	\$70,003	\$0	\$5,314	\$0	\$392	\$0	\$0	\$0	\$0	\$0	FY11-Complete		\$12,008
Total IRP Sites	42	MRSPP-6	0	Total MRSs	6	Five-Year Review Completed and Planned for Future																			

IRP Progress in FY10:	Refer to Page F-153.
IRP Progress Planned for FY11-FY12:	Refer to Page F-153.

MMRP Progress in FY10:	Refer to Page F-153.
MMRP Progress Planned for FY11-FY12:	Refer to Page F-153.

AIR FORCE - ROME RESEARCH LAB / NY257002445100 / NPL / BRAC 1993/1995 / RAB / C-EST

IRP Sites and MRSs by Classification				Study	67	12	2	0	1	0			\$62,449	\$0	\$3,787	\$0	\$0	\$0	\$0	\$0	\$0	FY13	\$1,537	\$0	
Response Complete	52	Response Complete	12	IRA	0(0)	0(0)	0(0)	0(0)					\$9,037	\$0	\$0	\$0	\$0	\$0	\$0	\$0	\$0	FY14	\$2,261	\$0	
High	0	MRSPP-1	0	MRSPP-7	0	Design	0	0	0	0	0	0	\$10,749	\$0	\$10	\$0	\$0	\$0	\$0	\$0	\$0	FY15	\$1,329	\$0	
Medium	5	MRSPP-2	0	MRSPP-8	0	RA-C	0	0	0	0	0	0	\$54,365	\$0	\$1,460	\$0	\$0	\$0	\$0	\$0	\$0	FY16	\$640	\$0	
Low	0	MRSPP-3	0	Evaluation Pending	0	RA-O	0	0	0	0	0	0	\$7,238	\$0	\$4	\$0	\$1,150	\$0	\$1,319	\$0	\$0	FY11-Comp. IRP		\$20,256	
Not Evaluated	2	MRSPP-4	0	No Known/Suspected	0	LTM	0	0	0	0	0	0	\$8,811	\$0	\$0	\$0	\$941	\$0	\$1,000	\$0	\$0	FY11-Comp. MMRP		\$0	
Not Required	11	MRSPP-5	0	No Longer Required	12	IRP Final RC: FY 2999 MRS Final RC: FY 2004						Total	\$152,649	\$0	\$5,261	\$0	\$2,091	\$0	\$2,319	\$0	\$0	\$0	FY11-Complete		\$20,256
Total IRP Sites	70	MRSPP-6	0	Total MRSs	12	Five-Year Review Completed and Planned for Future																			

IRP Progress in FY10:	Refer to Page F-81.
IRP Progress Planned for FY11-FY12:	Refer to Page F-81.

MMRP Progress in FY10:	Refer to Page F-81.
MMRP Progress Planned for FY11-FY12:	Refer to Page F-81.

FORMERLY USED DEFENSE SITES - CP HERO / NY29799F106300 / C-TECH / C-EST

IRP Sites and MRSs by Classification				Study	2	1	1	2	0	0			\$87	\$907	\$0	\$0	\$286	\$0	\$519	\$0	\$0	FY13	\$137	\$0	
Response Complete	2	Response Complete	1	IRA	0(0)	0(0)	0(0)	0(0)					\$0	\$0	\$0	\$0	\$0	\$0	\$0	\$0	\$0	FY14	\$545	\$0	
High	1	MRSPP-1	0	MRSPP-7	0	Design	2	0	0	0	1	2	\$327	\$0	\$0	\$0	\$0	\$0	\$0	\$0	\$0	FY15	\$399	\$0	
Medium	0	MRSPP-2	0	MRSPP-8	0	RA-C	2	1	0	0	1	2	\$4,709	\$292	\$0	\$0	\$0	\$0	\$0	\$0	\$0	FY16	\$340	\$0	
Low	0	MRSPP-3	0	Evaluation Pending	2	RA-O	0	0	0	0	1	0	\$0	\$0	\$0	\$0	\$0	\$0	\$0	\$0	\$0	FY11-Comp. IRP		\$4,045	
Not Evaluated	0	MRSPP-4	0	No Known/Suspected	0	LTM	0	1	0	0	1	2	\$0	\$10	\$0	\$10	\$0	\$0	\$0	\$0	\$0	FY11-Comp. MMRP		\$13,444	
Not Required	0	MRSPP-5	0	No Longer Required	1	IRP Final RC: FY 2019 MRS Final RC: FY 2023						Total	\$5,123	\$1,209	\$0	\$10	\$286	\$0	\$519	\$0	\$0	\$0	FY11-Complete		\$17,489
Total IRP Sites	3	MRSPP-6	0	Total MRSs	3																				

IRP Progress in FY10:	No progress reported.
IRP Progress Planned for FY11-FY12:	RI/FS phase scheduled if funds are available.

MMRP Progress in FY10:	Property realigned (MRSPP) in 2008. No activity in 2010.
MMRP Progress Planned for FY11-FY12:	No activities planned due to program funding limitations.

*CTC Delta Reason: C-TECH-Technical Issues, C-REG-Regulatory Issues, C-EST-Estimating Criteria

**Schedule Impact Reason: TECH-Technical, CONT-Contracting, PERS-Personnel, REG-Regulatory, FUND-Funding

Note: Totals reflect installation project funding allocated to individual sites and do not include program management and other support costs.

Table E-6 Status of Installations with FY11 to Completion Cost Estimate Greater Than \$10,000,000

DoD Component - Installation / FFID / NPL or Proposed NPL / BRAC Year / RAB / CTC Delta from FY09*																																					
Phase	Completed		Underway		Future		FY10 Schedule Impact**		Costs Through FY10 (\$000)		FY10 Funds Obligated (\$000)		FY11 Execution Planned (\$000)		FY12 Planning Estimate (\$000)		Estimated Costs (\$000)																				
	IRP	MMRP	IRP	MMRP	IRP	MMRP	IRP	MMRP	IRP	MMRP	IRP	MMRP	IRP	MMRP	IRP	MMRP	Fiscal Year	IRP	MMRP																		
	Sites (Actions)						IRP	MMRP	IRP	MMRP	IRP	MMRP	IRP	MMRP	IRP	MMRP																					
New York																																					
FORMERLY USED DEFENSE SITES - FORT NIAGARA / NY29799F115200																																					
IRP Sites and MRSs by Classification																		Study	1	0	1	1	0	0			\$41	\$191	\$0	\$0	\$0	\$0	\$268	\$0	FY13	\$132	\$0
Response Complete	0	Response Complete	0				IRA	0(0)	0(0)	0(0)	0(0)								\$0	\$0	\$0	\$0	\$0	\$0	\$0	\$0	FY14	\$408	\$0								
High	1	MRSPP-1	0	MRSPP-7	0	Design	0	0	1	0	1	1						\$5	\$0	\$5	\$0	\$0	\$0	\$0	\$0	FY15	\$300	\$0									
Medium	0	MRSPP-2	0	MRSPP-8	0	RA-C	0	0	1	0	1	1						\$365	\$0	\$365	\$0	\$0	\$0	\$0	\$0	FY16	\$42	\$0									
Low	0	MRSPP-3	0	Evaluation Pending	1	RA-O	0	0	0	0	0	0						\$0	\$0	\$0	\$0	\$0	\$0	\$0	\$0	FY11-Comp. IRP	\$1,150										
Not Evaluated	0	MRSPP-4	0	No Known/Suspected	0	LTM	0	0	0	0	0	1						\$0	\$0	\$0	\$0	\$0	\$0	\$0	\$0	FY11-Comp. MMRP	\$8,862										
Not Required	1	MRSPP-5	0	No Longer Required	0	IRP Final RC: FY 2016		MRS Final RC: FY 2038		Total	\$411	\$191	\$370	\$0	\$0	\$0	\$268	\$0	FY11-Complete	\$10,012																	
Total IRP Sites	2	MRSPP-6	0	Total MRSs	1																																
IRP Progress in FY10: Award work for tank removal.										MMRP Progress in FY10: No progress reported.																											
IRP Progress Planned for FY11-FY12: Initiate remedial investigation for mixed waste area.										MMRP Progress Planned for FY11-FY12: No actions planned.																											
FORMERLY USED DEFENSE SITES - IONA ISLAND NAVAL AMMUNITION DEPOT / NY29799F125000 / C-TECH / C-EST																																					
IRP Sites and MRSs by Classification																		Study	1	0	0	1	1	0			\$3	\$249	\$0	\$0	\$0	\$0	\$439	\$0	FY13	\$268	\$0
Response Complete	0	Response Complete	0				IRA	0(0)	0(0)	0(0)	0(0)								\$0	\$0	\$0	\$0	\$0	\$0	\$0	\$0	FY14	\$511	\$0								
High	1	MRSPP-1	0	MRSPP-7	0	Design	0	0	0	0	2	1						\$0	\$0	\$0	\$0	\$0	\$0	\$0	\$0	FY15	\$365	\$0									
Medium	0	MRSPP-2	0	MRSPP-8	0	RA-C	0	0	0	0	2	1						\$0	\$0	\$0	\$0	\$0	\$0	\$0	\$0	FY16	\$1,005	\$0									
Low	0	MRSPP-3	0	Evaluation Pending	0	RA-O	0	0	0	0	1	0						\$0	\$0	\$0	\$0	\$1,886	\$0	\$1,238	\$0	FY11-Comp. IRP	\$48,556										
Not Evaluated	0	MRSPP-4	1	No Known/Suspected	0	LTM	0	0	0	0	1	1						\$0	\$0	\$0	\$0	\$0	\$0	\$0	\$0	FY11-Comp. MMRP	\$2,405										
Not Required	1	MRSPP-5	0	No Longer Required	0	IRP Final RC: FY 2020		MRS Final RC: FY 2023		Total	\$3	\$249	\$0	\$0	\$1,886	\$0	\$1,677	\$0	FY11-Complete	\$50,961																	
Total IRP Sites	2	MRSPP-6	0	Total MRSs	1																																
IRP Progress in FY10: No activity.										MMRP Progress in FY10: No progress reported.																											
IRP Progress Planned for FY11-FY12: Remove storage tanks. Initiate remedial investigation for HTRW contamination.										MMRP Progress Planned for FY11-FY12: No actions planned.																											
FORMERLY USED DEFENSE SITES - LAKE ONTARIO ORDNANCE WORKS / NY29799F734500 / RAB																																					
IRP Sites and MRSs by Classification																		Study	5	0	1	0	0	0			\$21,372	\$0	\$1,117	\$0	\$1,124	\$0	\$154	\$0	FY13	\$220	\$0
Response Complete	4	Response Complete	0				IRA	3(3)	0(0)	0(0)	0(0)								\$5,557	\$0	\$0	\$0	\$0	\$0	\$0	\$0	FY14	\$517	\$0								
High	1	MRSPP-1	0	MRSPP-7	0	Design	3	0	1	0	0	0						\$2,891	\$0	\$0	\$0	\$0	\$0	\$0	\$0	FY15	\$535	\$0									
Medium	0	MRSPP-2	0	MRSPP-8	0	RA-C	2	0	0	0	1	0						\$1,668	\$0	\$0	\$0	\$0	\$0	\$0	\$0	FY16	\$531	\$0									
Low	0	MRSPP-3	0	Evaluation Pending	0	RA-O	0	0	0	0	1	0						\$0	\$0	\$0	\$0	\$0	\$0	\$0	\$0	FY11-Comp. IRP	\$30,466										
Not Evaluated	0	MRSPP-4	0	No Known/Suspected	0	LTM	1	0	0	0	1	0						\$3	\$0	\$3	\$0	\$0	\$0	\$0	\$0	FY11-Comp. MMRP	\$0										
Not Required	1	MRSPP-5	0	No Longer Required	0	IRP Final RC: FY 2022		MRS Final RC: FY -		Total	\$31,491	\$0	\$1,120	\$0	\$1,124	\$0	\$595	\$0	FY11-Complete	\$30,466																	
Total IRP Sites	6	MRSPP-6	0	Total MRSs	0																																
IRP Progress in FY10: Continued working CON/HTRW PCO with State of NY. Ongoing RI/FS efforts include property management action plans, human health and ecological risk assessments. Began the process for preparing a major INPR amendment.										MMRP Progress in FY10: No MMRP sites identified.																											
IRP Progress Planned for FY11-FY12: INPR amendment to be completed which will break current HTRW project into smaller projects and allow for easier funding prioritization. RI/FS efforts will continue with finalized RIs for specific property parcels.										MMRP Progress Planned for FY11-FY12: No MMRP sites identified.																											

*CTC Delta Reason: C-TECH-Technical Issues, C-REG-Regulatory Issues, C-EST-Estimating Criteria

**Schedule Impact Reason: TECH-Technical, CONT-Contracting, PERS-Personnel, REG-Regulatory, FUND-Funding

Note: Totals reflect installation project funding allocated to individual sites and do not include program management and other support costs.

Table E-6 Status of Installations with FY11 to Completion Cost Estimate Greater Than \$10,000,000

DoD Component - Installation / FFID / NPL or Proposed NPL / BRAC Year / RAB / CTC Delta from FY09*																															
Phase		Completed		Underway		Future		FY10 Schedule Impact**		Costs Through FY10 (\$000)		FY10 Funds Obligated (\$000)		FY11 Execution Planned (\$000)		FY12 Planning Estimate (\$000)		Estimated Costs (\$000)													
		IRP	MMRP	IRP	MMRP	IRP	MMRP	IRP	MMRP	IRP	MMRP	IRP	MMRP	IRP	MMRP	IRP	MMRP	Fiscal Year	IRP	MMRP											
		Sites (Actions)						IRP	MMRP	IRP	MMRP	IRP	MMRP	IRP	MMRP	IRP	MMRP														
New York																															
FORMERLY USED DEFENSE SITES - MITCHEL FIELD / NY29799F117800 / C-EST																															
IRP Sites and MRSs by Classification										Study	2	0	0	1	0	0			\$177	\$276	\$0	\$13	\$0	\$0	\$0	\$0	FY13	\$0	\$0		
Response Complete	1	Response Complete	0							IRA	0(0)	0(0)	0(0)	0(0)					\$0	\$0	\$0	\$0	\$0	\$0	\$0	\$0	FY14	\$699	\$0		
High	0	MRSPP-1	0	MRSPP-7	0	Design	0	0	0	0	1	1							\$4	\$0	\$0	\$0	\$0	\$0	\$0	\$0	FY15	\$1,346	\$0		
Medium	0	MRSPP-2	0	MRSPP-8	0	RA-C	0	0	0	0	1	1							\$0	\$0	\$0	\$0	\$0	\$0	\$0	\$0	FY16	\$70	\$0		
Low	0	MRSPP-3	0	Evaluation Pending	1	RA-O	0	0	0	0	0	0							\$0	\$0	\$0	\$0	\$0	\$0	\$0	\$0	FY11-Comp. IRP		\$2,115		
Not Evaluated	0	MRSPP-4	0	No Known/Suspected	0	LTM	0	0	0	0	0	1							\$0	\$0	\$0	\$0	\$0	\$0	\$0	\$0	FY11-Comp. MMRP		\$11,592		
Not Required	1	MRSPP-5	0	No Longer Required	0	IRP Final RC: FY 2018 MRS Final RC: FY 2050						Total	\$181	\$276	\$0	\$13	\$0	\$0	\$0	\$0	\$0	\$0	\$0	\$0	\$0	\$0	FY11-Complete		\$13,707		
Total IRP Sites	2	MRSPP-6	0	Total MRSs	1																										
IRP Progress in FY10: No progress reported.										MMRP Progress in FY10: SI report was finalized in Dec. 09 and recommended NDAI for all 6 MRS's.																					
IRP Progress Planned for FY11-FY12: No actions planned.										MMRP Progress Planned for FY11-FY12: Project will go through MRSPP process and then NDAI designation will be placed on all newly proposed projects which match the corresponding MRS's.																					
FORMERLY USED DEFENSE SITES - NEW YORK ORDNANCE WORKS / NY29799F110500 / C-TECH / C-EST																															
IRP Sites and MRSs by Classification										Study	1	1	0	0	1	0			\$21	\$223	\$0	\$0	\$0	\$0	\$0	\$0	\$0	\$0	FY13	\$480	\$0
Response Complete	1	Response Complete	1							IRA	0(0)	0(0)	0(0)	0(0)					\$0	\$0	\$0	\$0	\$0	\$0	\$0	\$0	FY14	\$14	\$0		
High	0	MRSPP-1	0	MRSPP-7	0	Design	1	0	0	0	1	0							\$27	\$0	\$0	\$0	\$0	\$0	\$0	\$0	FY15	\$1,609	\$0		
Medium	1	MRSPP-2	0	MRSPP-8	0	RA-C	1	0	0	0	1	0							\$317	\$0	\$0	\$0	\$0	\$0	\$0	\$0	FY16	\$1,609	\$0		
Low	0	MRSPP-3	0	Evaluation Pending	0	RA-O	0	0	0	0	0	0							\$0	\$0	\$0	\$0	\$0	\$0	\$0	\$0	FY11-Comp. IRP		\$12,784		
Not Evaluated	0	MRSPP-4	0	No Known/Suspected	1	LTM	0	0	0	0	1	0							\$0	\$0	\$0	\$0	\$0	\$0	\$0	\$0	FY11-Comp. MMRP		\$0		
Not Required	0	MRSPP-5	0	No Longer Required	0	IRP Final RC: FY 2020 MRS Final RC: FY 2009						Total	\$365	\$223	\$0	\$0	\$0	\$0	\$0	\$0	\$0	\$0	\$0	\$0	\$0	\$0	FY11-Complete		\$12,784		
Total IRP Sites	2	MRSPP-6	0	Total MRSs	1																										
IRP Progress in FY10: No activity.										MMRP Progress in FY10: Project NDAI'd.																					
IRP Progress Planned for FY11-FY12: No work is anticipated/scheduled during the next two fiscal years.										MMRP Progress Planned for FY11-FY12: Project NDAI'd.																					
FORMERLY USED DEFENSE SITES - PLUM ISLAND ANIMAL RESEARCH CENTER / NY29799F105600 / C-REG / C-EST																															
IRP Sites and MRSs by Classification										Study	3	0	0	0	1	0			\$0	\$0	\$0	\$0	\$0	\$0	\$0	\$0	\$0	\$0	FY13	\$571	\$0
Response Complete	0	Response Complete	0							IRA	0(0)	0(0)	0(0)	0(0)					\$0	\$0	\$0	\$0	\$0	\$0	\$0	\$0	FY14	\$0	\$0		
High	0	MRSPP-1	0	MRSPP-7	0	Design	0	0	0	0	3	0							\$0	\$0	\$0	\$0	\$10	\$0	\$0	\$0	FY15	\$0	\$0		
Medium	0	MRSPP-2	0	MRSPP-8	0	RA-C	0	0	0	0	3	0							\$10	\$0	\$0	\$0	\$18	\$0	\$94	\$0	FY16	\$331	\$0		
Low	0	MRSPP-3	0	Evaluation Pending	0	RA-O	0	0	0	0	1	0							\$0	\$0	\$0	\$0	\$0	\$0	\$0	\$0	FY11-Comp. IRP		\$11,752		
Not Evaluated	1	MRSPP-4	0	No Known/Suspected	0	LTM	0	0	0	0	1	0							\$0	\$0	\$0	\$0	\$0	\$0	\$0	\$0	FY11-Comp. MMRP		\$0		
Not Required	3	MRSPP-5	0	No Longer Required	0	IRP Final RC: FY 2020 MRS Final RC: FY -						Total	\$10	\$0	\$0	\$0	\$28	\$0	\$94	\$0	\$0	\$0	\$0	\$0	\$0	\$0	FY11-Complete		\$11,752		
Total IRP Sites	4	MRSPP-6	0	Total MRSs	0																										
IRP Progress in FY10: None.										MMRP Progress in FY10: No MMRP sites identified.																					
IRP Progress Planned for FY11-FY12: Initiate design and removal for debris removal for BD/DR project.										MMRP Progress Planned for FY11-FY12: No MMRP sites identified.																					

*CTC Delta Reason: C-TECH-Technical Issues, C-REG-Regulatory Issues, C-EST-Estimating Criteria

**Schedule Impact Reason: TECH-Technical, CONT-Contracting, PERS-Personnel, REG-Regulatory, FUND-Funding

Note: Totals reflect installation project funding allocated to individual sites and do not include program management and other support costs.

Table E-6 Status of Installations with FY11 to Completion Cost Estimate Greater Than \$10,000,000

DoD Component - Installation / FFID / NPL or Proposed NPL / BRAC Year / RAB / CTC Delta from FY09*																			
Phase	Completed		Underway		Future		FY10 Schedule Impact**		Costs Through FY10 (\$000)		FY10 Funds Obligated (\$000)		FY11 Execution Planned (\$000)		FY12 Planning Estimate (\$000)		Estimated Costs (\$000)		
	IRP	MMRP	IRP	MMRP	IRP	MMRP	IRP	MMRP	IRP	MMRP	IRP	MMRP	IRP	MMRP	IRP	MMRP	Fiscal Year	IRP	MMRP
	Sites (Actions)						IRP	MMRP	IRP	MMRP	IRP	MMRP	IRP	MMRP	IRP	MMRP			

New York

FORMERLY USED DEFENSE SITES - SUFFOLK CO AAF&B&C RGE / NY29799F122300

IRP Sites and MRSs by Classification				Study	0	0	0	1	0	0															
Response Complete	0	Response Complete	0	IRA	0(0)	0(0)	0(0)	0(0)					\$0	\$238	\$0	\$17	\$0	\$0	\$0	\$0	\$0	\$0	FY13	\$0	\$596
High	0	MRSPP-1	0	MRSPP-7	0	0	0	0	0	1			\$0	\$0	\$0	\$0	\$0	\$0	\$0	\$0	\$0	\$0	FY14	\$0	\$433
Medium	0	MRSPP-2	0	MRSPP-8	0	RA-C	0	0	0	0	1		\$0	\$0	\$0	\$0	\$0	\$0	\$0	\$0	\$0	\$0	FY15	\$0	\$1,781
Low	0	MRSPP-3	0	Evaluation Pending	1	RA-O	0	0	0	0	0		\$0	\$0	\$0	\$0	\$0	\$0	\$0	\$0	\$0	\$0	FY16	\$0	\$0
Not Evaluated	0	MRSPP-4	0	No Known/Suspected	0	LTM	0	0	0	0	1		\$0	\$0	\$0	\$0	\$0	\$0	\$0	\$0	\$0	\$0	FY11-Comp. IRP		\$0
Not Required	0	MRSPP-5	0	No Longer Required	0	IRP Final RC: FY - MRS Final RC: FY 2030					Total	\$0	\$238	\$0	\$17	\$0	\$0	\$0	\$0	\$0	\$0	\$0	FY11-Complete		\$15,154
Total IRP Sites	0	MRSPP-6	0	Total MRSs	1																				

IRP Progress in FY10: No IRP sites identified.

IRP Progress Planned for FY11-FY12: No IRP sites identified.

MMRP Progress in FY10: MMRP SI was completed in December 2009. SI Report included a recommendation to move to a RI/FS for both MEC and MC.

MMRP Progress Planned for FY11-FY12: RI/FS not scheduled in next two fiscal years due to funding limitations.

FORMERLY USED DEFENSE SITES - SUFFOLK COUNTY AFB / NY29799F122200

IRP Sites and MRSs by Classification				Study	2	0	1	1	0	0															
Response Complete	1	Response Complete	0	IRA	0(0)	0(0)	0(0)	0(0)					\$0	\$13	\$277	\$0	\$0	\$0	\$1,062	\$164	\$1,386	\$0	FY13	\$138	\$98
High	1	MRSPP-1	0	MRSPP-7	0	Design	1	0	1	0	0	1		\$64	\$0	\$0	\$0	\$0	\$0	\$0	\$0	\$0	FY14	\$299	\$863
Medium	0	MRSPP-2	0	MRSPP-8	0	RA-C	1	0	2	0	0	1		\$1,244	\$0	\$0	\$0	\$0	\$0	\$0	\$0	\$0	FY15	\$10	\$589
Low	0	MRSPP-3	0	Evaluation Pending	1	RA-O	0	0	0	0	0	0		\$0	\$0	\$0	\$0	\$0	\$0	\$0	\$0	\$0	FY16	\$216	\$2,567
Not Evaluated	0	MRSPP-4	0	No Known/Suspected	0	LTM	0	0	0	0	1		\$0	\$0	\$0	\$0	\$0	\$0	\$0	\$0	\$0	\$0	FY11-Comp. IRP		\$883
Not Required	1	MRSPP-5	0	No Longer Required	0	IRP Final RC: FY 2016 MRS Final RC: FY 2027					Total	\$1,321	\$277	\$0	\$0	\$0	\$1,062	\$164	\$1,386	\$0	\$0	\$0	FY11-Comp. MMRP		\$15,222
Total IRP Sites	3	MRSPP-6	0	Total MRSs	1																				

IRP Progress in FY10: No activity.

IRP Progress Planned for FY11-FY12: Initiate remedial investigation for remediation of contaminated soil.

MMRP Progress in FY10: No activity.

MMRP Progress Planned for FY11-FY12: If funding is available will initiate RI/FS phase effort on MMRP site.

FORMERLY USED DEFENSE SITES - US NAV SUP DEPOT / NY29799F125500

IRP Sites and MRSs by Classification				Study	1	0	0	0	1	0															
Response Complete	1	Response Complete	0	IRA	0(0)	0(0)	0(0)	0(0)					\$0	\$0	\$0	\$0	\$0	\$0	\$0	\$0	\$0	\$0	FY13	\$304	\$0
High	1	MRSPP-1	0	MRSPP-7	0	Design	0	0	0	0	1	0		\$0	\$0	\$0	\$0	\$0	\$0	\$0	\$0	\$0	FY14	\$284	\$0
Medium	0	MRSPP-2	0	MRSPP-8	0	RA-C	0	0	0	0	1	0		\$10	\$0	\$0	\$0	\$0	\$0	\$0	\$0	\$0	FY15	\$444	\$0
Low	0	MRSPP-3	0	Evaluation Pending	0	RA-O	0	0	0	0	1	0		\$0	\$0	\$0	\$0	\$0	\$0	\$0	\$0	\$0	FY16	\$554	\$0
Not Evaluated	0	MRSPP-4	0	No Known/Suspected	0	LTM	0	0	0	0	1	0		\$0	\$0	\$0	\$0	\$0	\$0	\$0	\$0	\$0	FY11-Comp. IRP		\$12,338
Not Required	0	MRSPP-5	0	No Longer Required	0	IRP Final RC: FY 2017 MRS Final RC: FY -					Total	\$10	\$0	\$0	\$0	\$0	\$0	\$0	\$0	\$0	\$0	\$0	FY11-Comp. MMRP		\$0
Total IRP Sites	2	MRSPP-6	0	Total MRSs	0																				

IRP Progress in FY10: No activity.

IRP Progress Planned for FY11-FY12: No work scheduled on HTRW project in next two fiscal years.

MMRP Progress in FY10: No MMRP sites identified.

MMRP Progress Planned for FY11-FY12: No MMRP sites identified.

*CTC Delta Reason: C-TECH-Technical Issues, C-REG-Regulatory Issues, C-EST-Estimating Criteria

**Schedule Impact Reason: TECH-Technical, CONT-Contracting, PERS-Personnel, REG-Regulatory, FUND-Funding

Note: Totals reflect installation project funding allocated to individual sites and do not include program management and other support costs.

Table E-6 Status of Installations with FY11 to Completion Cost Estimate Greater Than \$10,000,000

DoD Component - Installation / FFID / NPL or Proposed NPL / BRAC Year / RAB / CTC Delta from FY09*																			
Phase	Completed		Underway		Future		FY10 Schedule Impact**		Costs Through FY10 (\$000)		FY10 Funds Obligated (\$000)		FY11 Execution Planned (\$000)		FY12 Planning Estimate (\$000)		Estimated Costs (\$000)		
	IRP	MMRP	IRP	MMRP	IRP	MMRP	IRP	MMRP	IRP	MMRP	IRP	MMRP	IRP	MMRP	IRP	MMRP	Fiscal Year	IRP	MMRP
	Sites (Actions)						IRP	MMRP	IRP	MMRP	IRP	MMRP	IRP	MMRP	IRP	MMRP			

North Carolina

NAVY - CAMP LEJEUNE MCB / NC417302258000 / NPL / RAB / C-TECH

IRP Sites and MRSs by Classification				Study	186	6	3	12	7	4			\$49,569	\$4,674	\$408	\$909	\$628	\$2,182	\$0	\$2,487	FY13	\$4,285	\$2,338	
Response Complete	147	Response Complete	6	IRA	23(23)	0(0)	0(0)	0(0)					\$31,655	\$0	\$0	\$0	\$0	\$0	\$0	\$0	FY14	\$3,373	\$3,137	
High	6	MRSPP-1	0	MRSPP-7	0	Design	37	4	0	0	1	16	\$4,553	\$0	\$11	\$0	\$112	\$0	\$0	\$0	FY15	\$3,372	\$1,697	
Medium	0	MRSPP-2	0	MRSPP-8	2	RA-C	34	4	5	0	10	16	\$34,935	\$0	\$2,150	\$0	\$2,429	\$0	\$979	\$0	FY16	\$13,250	\$3,412	
Low	0	MRSPP-3	1	Evaluation Pending	5	RA-O	42	3	13	0	6	0	\$48,990	\$0	\$3,688	\$0	\$2,455	\$0	\$1,845	\$0	FY11-Comp. IRP		\$102,872	
Not Evaluated	10	MRSPP-4	4	No Known/Suspected	5	LTM	13	3	21	0	23	16	\$3,858	\$0	\$476	\$0	\$1,040	\$0	\$833	\$0	FY11-Comp. MMRP		\$85,156	
Not Required	33	MRSPP-5	3	No Longer Required	1	IRP Final RC: FY 2057 MRS Final RC: FY 2057					Total	\$173,560	\$4,674	\$6,733	\$909	\$6,664	\$2,182	\$3,657	\$2,487		FY11-Complete		\$188,028	
Total IRP Sites	196	MRSPP-6	1	Total MRSs	22	Five-Year Review Underway																		

IRP Progress in FY10: Refer to Page F-31.	MMRP Progress in FY10: Refer to Page F-31.
IRP Progress Planned for FY11-FY12: Refer to Page F-31.	MMRP Progress Planned for FY11-FY12: Refer to Page F-31.

NAVY - CHERRY POINT MCAS / NC417302726100 / NPL / RAB

IRP Sites and MRSs by Classification				Study	97	0	0	3	11	0			\$22,931	\$2,835	\$0	\$491	\$0	\$306	\$0	\$421	FY13	\$3,430	\$517	
Response Complete	56	Response Complete	0	IRA	26(35)	0(0)	0(0)	0(0)					\$7,924	\$0	\$0	\$0	\$0	\$0	\$0	\$0	FY14	\$5,059	\$526	
High	1	MRSPP-1	0	MRSPP-7	0	Design	29	0	1	0	0	3	\$7,892	\$0	\$903	\$0	\$93	\$0	\$0	\$0	FY15	\$8,977	\$1,131	
Medium	0	MRSPP-2	2	MRSPP-8	1	RA-C	30	0	1	0	10	3	\$19,811	\$0	\$230	\$0	\$1,113	\$0	\$1,996	\$0	FY16	\$5,680	\$452	
Low	0	MRSPP-3	0	Evaluation Pending	0	RA-O	17	0	25	0	12	3	\$33,258	\$0	\$3,450	\$0	\$2,763	\$0	\$2,917	\$0	FY11-Comp. IRP		\$57,428	
Not Evaluated	11	MRSPP-4	0	No Known/Suspected	0	LTM	4	0	4	0	12	1	\$2,450	\$0	\$120	\$0	\$109	\$0	\$134	\$0	FY11-Comp. MMRP		\$38,152	
Not Required	40	MRSPP-5	0	No Longer Required	0	IRP Final RC: FY 2042 MRS Final RC: FY 2040					Total	\$94,266	\$2,835	\$4,703	\$491	\$4,078	\$306	\$5,047	\$421		FY11-Complete		\$95,580	
Total IRP Sites	108	MRSPP-6	0	Total MRSs	3	Five-Year Review Completed and Planned for Future																		

IRP Progress in FY10: Refer to Page F-37.	MMRP Progress in FY10: Refer to Page F-37.
IRP Progress Planned for FY11-FY12: Refer to Page F-37.	MMRP Progress Planned for FY11-FY12: Refer to Page F-37.

FORMERLY USED DEFENSE SITES - BULL BAY / NC49799F971700

IRP Sites and MRSs by Classification				Study	0	0	0	1	0	0			\$0	\$125	\$0	\$12	\$0	\$0	\$0	\$0	FY13	\$0	\$0	
Response Complete	0	Response Complete	0	IRA	0(0)	0(0)	0(0)	0(0)					\$0	\$0	\$0	\$0	\$0	\$0	\$0	\$0	FY14	\$0	\$0	
High	0	MRSPP-1	0	MRSPP-7	0	Design	0	0	0	0	0	1	\$0	\$0	\$0	\$0	\$0	\$0	\$0	\$0	FY15	\$0	\$0	
Medium	0	MRSPP-2	0	MRSPP-8	0	RA-C	0	0	0	0	0	1	\$0	\$0	\$0	\$0	\$0	\$0	\$0	\$0	FY16	\$0	\$0	
Low	0	MRSPP-3	0	Evaluation Pending	1	RA-O	0	0	0	0	0	0	\$0	\$0	\$0	\$0	\$0	\$0	\$0	\$0	FY11-Comp. IRP		\$0	
Not Evaluated	0	MRSPP-4	0	No Known/Suspected	0	LTM	0	0	0	0	0	1	\$0	\$0	\$0	\$0	\$0	\$0	\$0	\$0	FY11-Comp. MMRP		\$52,561	
Not Required	0	MRSPP-5	0	No Longer Required	0	IRP Final RC: FY - MRS Final RC: FY 2062					Total	\$0	\$125	\$0	\$12	\$0	\$0	\$0	\$0	\$0		FY11-Complete		\$52,561
Total IRP Sites	0	MRSPP-6	0	Total MRSs	1																			

IRP Progress in FY10: No IRP sites identified.	MMRP Progress in FY10: Completed MMRP SI Investigation
IRP Progress Planned for FY11-FY12: No IRP sites identified.	MMRP Progress Planned for FY11-FY12: Finalize MMRP SI report and close SI phase. Prioritize future work when all other MMRP SIs are complete.

*CTC Delta Reason: C-TECH-Technical Issues, C-REG-Regulatory Issues, C-EST-Estimating Criteria

**Schedule Impact Reason: TECH-Technical, CONT-Contracting, PERS-Personnel, REG-Regulatory, FUND-Funding

Note: Totals reflect installation project funding allocated to individual sites and do not include program management and other support costs.

Table E-6 Status of Installations with FY11 to Completion Cost Estimate Greater Than \$10,000,000

DoD Component - Installation / FFID / NPL or Proposed NPL / BRAC Year / RAB / CTC Delta from FY09*																					
Phase	Completed		Underway		Future		FY10 Schedule Impact**		Costs Through FY10 (\$000)		FY10 Funds Obligated (\$000)		FY11 Execution Planned (\$000)		FY12 Planning Estimate (\$000)		Estimated Costs (\$000)				
	IRP	MMRP	IRP	MMRP	IRP	MMRP	IRP	MMRP	IRP	MMRP	IRP	MMRP	IRP	MMRP	IRP	MMRP	Fiscal Year	IRP	MMRP		
	Sites (Actions)						IRP	MMRP	IRP	MMRP	IRP	MMRP	IRP	MMRP	IRP	MMRP					

North Carolina

◆ **FORMERLY USED DEFENSE SITES - CHARLOTTE ARMY MIS PL / NC49799F483800 / C-EST**

IRP Sites and MRSs by Classification				Study	1	0	0	0	0	0	0															
Response Complete	0	Response Complete	0	IRA	0(0)	0(0)	0(0)	0(0)					\$2,445	\$0	\$0	\$0	\$0	\$0	\$0	\$0	\$0	\$0	\$0	FY13	\$195	\$0
High	1	MRSPP-1	0	MRSPP-7	0	0	1	0	0	0			\$273	\$0	\$25	\$0	\$5	\$0	\$0	\$0	\$0	\$0	FY14	\$1,534	\$0	
Medium	0	MRSPP-2	0	MRSPP-8	0	RA-C	0	0	0	1	0		\$0	\$0	\$0	\$0	\$1,385	\$0	\$1,486	\$0	\$0	FY15	\$617	\$0		
Low	0	MRSPP-3	0	Evaluation Pending	0	RA-O	0	0	0	1	0		\$0	\$0	\$0	\$0	\$0	\$0	\$0	\$0	\$0	FY16	\$1,235	\$0		
Not Evaluated	0	MRSPP-4	0	No Known/Suspected	0	LTM	0	0	0	1	0		\$0	\$0	\$0	\$0	\$0	\$0	\$0	\$0	\$0	FY11-Comp. IRP		\$19,481		
Not Required	0	MRSPP-5	0	No Longer Required	0																	FY11-Comp. MMRP		\$0		
Total IRP Sites	1	MRSPP-6	0	Total MRSs	0								Total	\$2,718	\$0	\$25	\$0	\$1,390	\$0	\$1,486	\$0	FY11-Complete		\$19,481		

IRP Progress in FY10: Decision Document review in progress.

IRP Progress Planned for FY11-FY12: Anticipate final signature of Decision Document in FY11. Will award Remedial Action in late FY11.

MMRP Progress in FY10: No MMRP sites identified.

MMRP Progress Planned for FY11-FY12: No MMRP sites identified.

◆ **FORMERLY USED DEFENSE SITES - CHARLOTTE NAV AMM DEPO / NC49799F490000 / C-TECH / C-EST**

IRP Sites and MRSs by Classification				Study	3	0	0	1	0	0																
Response Complete	2	Response Complete	0	IRA	0(0)	0(0)	0(0)	0(0)					\$2,892	\$164	\$0	\$0	\$0	\$0	\$0	\$0	\$0	\$0	FY13	\$814	\$0	
High	1	MRSPP-1	0	MRSPP-7	0	Design	0	0	1	0	1		\$293	\$0	\$24	\$0	\$139	\$0	\$0	\$0	\$0	FY14	\$1,381	\$0		
Medium	0	MRSPP-2	0	MRSPP-8	0	RA-C	2	0	0	0	1	1		\$2	\$0	\$0	\$0	\$1,102	\$0	\$1,451	\$0	FY15	\$1,381	\$0		
Low	0	MRSPP-3	0	Evaluation Pending	0	RA-O	0	0	0	1	0		\$0	\$0	\$0	\$0	\$22	\$0	\$571	\$0	\$0	FY16	\$1,244	\$0		
Not Evaluated	0	MRSPP-4	0	No Known/Suspected	0	LTM	2	0	0	1	1		\$11	\$0	\$3	\$0	\$0	\$0	\$0	\$0	\$0	FY11-Comp. IRP		\$13,094		
Not Required	0	MRSPP-5	1	No Longer Required	0																	FY11-Comp. MMRP		\$1,064		
Total IRP Sites	3	MRSPP-6	0	Total MRSs	1								Total	\$3,198	\$164	\$27	\$0	\$1,263	\$0	\$2,022	\$0	FY11-Complete		\$14,158		

IRP Progress in FY10: Decision Document review in progress.

IRP Progress Planned for FY11-FY12: Decision Document approved in early FY11. Award Removal Action in late FY11.

MMRP Progress in FY10: No progress reported.

MMRP Progress Planned for FY11-FY12: No actions planned.

◆ **FORMERLY USED DEFENSE SITES - CP BUTNER TRNG CMP / NC49799F482700 / RAB / C-EST**

IRP Sites and MRSs by Classification				Study	2	0	0	1	0	0																
Response Complete	2	Response Complete	0	IRA	0(0)	1(1)	0(0)	0(0)					\$298	\$3,021	\$0	\$0	\$0	\$194	\$0	\$2,061	\$0	FY13	\$0	\$707		
High	0	MRSPP-1	0	MRSPP-7	0	Design	2	0	0	0	1		\$0	\$891	\$0	\$0	\$0	\$0	\$0	\$0	\$0	FY14	\$0	\$0		
Medium	0	MRSPP-2	0	MRSPP-8	0	RA-C	1	0	0	1	0		\$25	\$9,062	\$0	\$2,663	\$0	\$100	\$0	\$0	\$0	FY15	\$0	\$420		
Low	0	MRSPP-3	0	Evaluation Pending	1	RA-O	0	0	0	0	0		\$0	\$0	\$0	\$0	\$0	\$0	\$0	\$0	\$0	FY16	\$0	\$50		
Not Evaluated	0	MRSPP-4	0	No Known/Suspected	0	LTM	2	0	0	0	1		\$0	\$0	\$0	\$0	\$0	\$0	\$0	\$0	\$0	FY11-Comp. IRP		\$0		
Not Required	0	MRSPP-5	0	No Longer Required	0																	FY11-Comp. MMRP		\$14,049		
Total IRP Sites	2	MRSPP-6	0	Total MRSs	1								Total	\$323	\$12,974	\$0	\$2,663	\$0	\$294	\$0	\$2,061	FY11-Complete		\$14,049		

IRP Progress in FY10: No progress reported.

IRP Progress Planned for FY11-FY12: No actions planned.

MMRP Progress in FY10: Final units awarded to complete RmA-C in late FY10.

MMRP Progress Planned for FY11-FY12: Complete RmA-C in FY11. Initiate RI/FS for other areas of the Butner MRSs.

*CTC Delta Reason: C-TECH-Technical Issues, C-REG-Regulatory Issues, C-EST-Estimating Criteria

**Schedule Impact Reason: TECH-Technical, CONT-Contracting, PERS-Personnel, REG-Regulatory, FUND-Funding

Note: Totals reflect installation project funding allocated to individual sites and do not include program management and other support costs.

Table E-6 Status of Installations with FY11 to Completion Cost Estimate Greater Than \$10,000,000

DoD Component - Installation / FFID / NPL or Proposed NPL / BRAC Year / RAB / CTC Delta from FY09*																			
Phase	Completed		Underway		Future		FY10 Schedule Impact**		Costs Through FY10 (\$000)		FY10 Funds Obligated (\$000)		FY11 Execution Planned (\$000)		FY12 Planning Estimate (\$000)		Estimated Costs (\$000)		
	IRP	MMRP	IRP	MMRP	IRP	MMRP	IRP	MMRP	IRP	MMRP	IRP	MMRP	IRP	MMRP	IRP	MMRP	Fiscal Year	IRP	MMRP
	Sites (Actions)						IRP	MMRP	IRP	MMRP	IRP	MMRP	IRP	MMRP	IRP	MMRP			

North Carolina

FORMERLY USED DEFENSE SITES - CP MACKALL / NC49799F488800

IRP Sites and MRSs by Classification				Study	1	0	0	1	0	0			\$0	\$202	\$0	\$0	\$0	\$0	\$0	\$0	FY13	\$0	\$0
Response Complete	1	Response Complete	0	IRA	0(0)	0(0)	0(0)	0(0)					\$0	\$0	\$0	\$0	\$0	\$0	\$0	\$0	FY14	\$0	\$0
High	0	MRSPP-1	0	MRSPP-7	0	Design	1	0	0	0	1		\$0	\$0	\$0	\$0	\$0	\$0	\$0	\$0	FY15	\$0	\$0
Medium	0	MRSPP-2	0	MRSPP-8	0	RA-C	1	0	0	0	1		\$0	\$0	\$0	\$0	\$0	\$0	\$0	\$0	FY16	\$0	\$0
Low	0	MRSPP-3	0	Evaluation Pending	1	RA-O	0	0	0	0	0		\$0	\$0	\$0	\$0	\$0	\$0	\$0	\$0	FY11-Comp. IRP		\$0
Not Evaluated	0	MRSPP-4	0	No Known/Suspected	0	LTM	0	0	0	0	1		\$0	\$0	\$0	\$0	\$0	\$0	\$0	\$0	FY11-Comp. MMRP		\$82,808
Not Required	0	MRSPP-5	0	No Longer Required	0	IRP Final RC: FY 1991		MRS Final RC: FY 2042				Total	\$0	\$202	\$0	\$0	\$0	\$0	\$0	\$0	FY11-Complete		\$82,808
Total IRP Sites	1	MRSPP-6	0	Total MRSs	1																		

IRP Progress in FY10: No progress reported.

IRP Progress Planned for FY11-FY12: No actions planned.

MMRP Progress in FY10: No progress reported.

MMRP Progress Planned for FY11-FY12: No actions planned.

FORMERLY USED DEFENSE SITES - CP/FT DAVIS / NC49799F482800

IRP Sites and MRSs by Classification				Study	2	0	0	1	0	0			\$257	\$175	\$0	\$0	\$0	\$0	\$0	\$0	FY13	\$0	\$0
Response Complete	2	Response Complete	0	IRA	0(0)	0(0)	0(0)	0(0)					\$0	\$0	\$0	\$0	\$0	\$0	\$0	\$0	FY14	\$0	\$0
High	0	MRSPP-1	0	MRSPP-7	0	Design	2	0	0	0	1		\$0	\$0	\$0	\$0	\$0	\$0	\$0	\$0	FY15	\$0	\$0
Medium	0	MRSPP-2	0	MRSPP-8	0	RA-C	1	0	0	0	1		\$26	\$0	\$0	\$0	\$0	\$0	\$0	\$0	FY16	\$0	\$0
Low	0	MRSPP-3	0	Evaluation Pending	1	RA-O	0	0	0	0	0		\$0	\$0	\$0	\$0	\$0	\$0	\$0	\$0	FY11-Comp. IRP		\$0
Not Evaluated	0	MRSPP-4	0	No Known/Suspected	0	LTM	2	0	0	0	1		\$0	\$0	\$0	\$0	\$0	\$0	\$0	\$0	FY11-Comp. MMRP		\$55,431
Not Required	0	MRSPP-5	0	No Longer Required	0	IRP Final RC: FY 1999		MRS Final RC: FY 2051				Total	\$283	\$175	\$0	\$0	\$0	\$0	\$0	\$0	FY11-Complete		\$55,431
Total IRP Sites	2	MRSPP-6	0	Total MRSs	1																		

IRP Progress in FY10: No progress reported.

IRP Progress Planned for FY11-FY12: No actions planned.

MMRP Progress in FY10: No progress reported.

MMRP Progress Planned for FY11-FY12: No actions planned.

FORMERLY USED DEFENSE SITES - DRUMMOND POINT / NC49799F971900

IRP Sites and MRSs by Classification				Study	0	1	0	0	0	0			\$0	\$127	\$0	\$13	\$0	\$0	\$0	\$0	FY13	\$0	\$0
Response Complete	0	Response Complete	0	IRA	0(0)	0(0)	0(0)	0(0)					\$0	\$0	\$0	\$0	\$0	\$0	\$0	\$0	FY14	\$0	\$0
High	0	MRSPP-1	0	MRSPP-7	0	Design	0	0	0	0	1		\$0	\$0	\$0	\$0	\$0	\$0	\$0	\$0	FY15	\$0	\$0
Medium	0	MRSPP-2	0	MRSPP-8	0	RA-C	0	0	0	0	1		\$0	\$0	\$0	\$0	\$0	\$0	\$0	\$0	FY16	\$0	\$0
Low	0	MRSPP-3	0	Evaluation Pending	1	RA-O	0	0	0	0	0		\$0	\$0	\$0	\$0	\$0	\$0	\$0	\$0	FY11-Comp. IRP		\$0
Not Evaluated	0	MRSPP-4	0	No Known/Suspected	0	LTM	0	0	0	0	1		\$0	\$0	\$0	\$0	\$0	\$0	\$0	\$0	FY11-Comp. MMRP		\$55,802
Not Required	0	MRSPP-5	0	No Longer Required	0	IRP Final RC: FY -		MRS Final RC: FY 2062				Total	\$0	\$127	\$0	\$13	\$0	\$0	\$0	\$0	FY11-Complete		\$55,802
Total IRP Sites	0	MRSPP-6	0	Total MRSs	1																		

IRP Progress in FY10: No IRP sites identified.

IRP Progress Planned for FY11-FY12: No IRP sites identified.

MMRP Progress in FY10: MMRP SI Investigation completed.

MMRP Progress Planned for FY11-FY12: Finalize MMRP SI report. Delineate projects as needed. Prioritize future work when all MMRP SIs are complete.

*CTC Delta Reason: C-TECH-Technical Issues, C-REG-Regulatory Issues, C-EST-Estimating Criteria

**Schedule Impact Reason: TECH-Technical, CONT-Contracting, PERS-Personnel, REG-Regulatory, FUND-Funding

Note: Totals reflect installation project funding allocated to individual sites and do not include program management and other support costs.

Table E-6 Status of Installations with FY11 to Completion Cost Estimate Greater Than \$10,000,000

DoD Component - Installation / FFID / NPL or Proposed NPL / BRAC Year / RAB / CTC Delta from FY09*																			
Phase	Completed		Underway		Future		FY10 Schedule Impact**		Costs Through FY10 (\$000)		FY10 Funds Obligated (\$000)		FY11 Execution Planned (\$000)		FY12 Planning Estimate (\$000)		Estimated Costs (\$000)		
	IRP	MMRP	IRP	MMRP	IRP	MMRP	IRP	MMRP	IRP	MMRP	IRP	MMRP	IRP	MMRP	IRP	MMRP	Fiscal Year	IRP	MMRP
	Sites (Actions)						IRP	MMRP	IRP	MMRP	IRP	MMRP	IRP	MMRP	IRP	MMRP			

North Carolina

FORMERLY USED DEFENSE SITES - LAURINBURG-MAXTON AB / NC49799F482900 / C-TECH

IRP Sites and MRSs by Classification					Study	3	2	0	5	0	0			\$1,156	\$2,545	\$0	\$0	\$0	\$0	\$0	\$0	FY13	\$0	\$0	
Response Complete	3	Response Complete	2		IRA	0(0)	0(0)	0(0)	0(0)					\$0	\$0	\$0	\$0	\$0	\$0	\$0	\$0	FY14	\$0	\$0	
High	0	MRSPP-1	0	MRSPP-7	0	Design	2	0	0	0	5			\$73	\$0	\$0	\$0	\$0	\$0	\$0	\$0	FY15	\$0	\$0	
Medium	0	MRSPP-2	0	MRSPP-8	0	RA-C	2	0	0	1	0	4		\$453	\$0	\$0	\$0	\$0	\$0	\$0	\$0	FY16	\$0	\$0	
Low	0	MRSPP-3	0	Evaluation Pending	5	RA-O	0	0	0	0	0	0		\$0	\$0	\$0	\$0	\$0	\$0	\$0	\$0	FY11-Comp. IRP		\$0	
Not Evaluated	0	MRSPP-4	0	No Known/Suspected	2	LTM	3	0	0	0	0	5		\$0	\$0	\$0	\$0	\$0	\$0	\$0	\$0	FY11-Comp. MMRP		\$12,964	
Not Required	0	MRSPP-5	0	No Longer Required	0	IRP Final RC: FY 2005 MRS Final RC: FY 2035						Total	\$1,682	\$2,545	\$0	\$0	\$0	\$0	\$0	\$0	\$0	\$0	FY11-Complete		\$12,964
Total IRP Sites	3	MRSPP-6	0	Total MRSs	7																				

IRP Progress No progress reported. in FY10:

IRP Progress Planned No actions planned. for FY11-FY12:

MMRP Progress No progress reported. in FY10:

MMRP Progress Planned No actions planned. for FY11-FY12:

*CTC Delta Reason: C-TECH-Technical Issues, C-REG-Regulatory Issues, C-EST-Estimating Criteria

**Schedule Impact Reason: TECH-Technical, CONT-Contracting, PERS-Personnel, REG-Regulatory, FUND-Funding

Note: Totals reflect installation project funding allocated to individual sites and do not include program management and other support costs.

Table E-6 Status of Installations with FY11 to Completion Cost Estimate Greater Than \$10,000,000

DoD Component - Installation / FFID / NPL or Proposed NPL / BRAC Year / RAB / CTC Delta from FY09*																			
Phase	Completed		Underway		Future		FY10 Schedule Impact**		Costs Through FY10 (\$000)		FY10 Funds Obligated (\$000)		FY11 Execution Planned (\$000)		FY12 Planning Estimate (\$000)		Estimated Costs (\$000)		
	IRP	MMRP	IRP	MMRP	IRP	MMRP	IRP	MMRP	IRP	MMRP	IRP	MMRP	IRP	MMRP	IRP	MMRP	Fiscal Year	IRP	MMRP
	Sites (Actions)						IRP	MMRP	IRP	MMRP	IRP	MMRP	IRP	MMRP	IRP	MMRP			

North Dakota

AIR FORCE - MINOT AIR FORCE BASE / ND857212475800 / RAB / C-EST

IRP Sites and MRSs by Classification						Study	11	1	0	3	7	0			\$2,232	\$2,399	\$0	\$1,700	\$0	\$540	\$4,346	\$748	FY13	\$0	\$1,303					
Response Complete	10	Response Complete	1			IRA	0(0)	0(0)	0(0)	0(0)					\$0	\$0	\$0	\$0	\$0	\$0	\$0	\$0	FY14	\$77	\$368					
High	0	MRSPP-1	0	MRSPP-7	0	Design	5	0	0	0	0	0			\$1,820	\$0	\$0	\$0	\$0	\$0	\$0	\$0	FY15	\$0	\$86					
Medium	0	MRSPP-2	0	MRSPP-8	0	RA-C	7	1	0	0	0	3			\$7,231	\$0	\$0	\$0	\$0	\$0	\$0	\$0	FY16	\$123	\$78					
Low	0	MRSPP-3	0	Evaluation Pending	3	RA-O	3	0	0	0	0	0			\$283	\$0	\$0	\$0	\$0	\$0	\$0	\$0	FY11-Comp. IRP		\$6,075					
Not Evaluated	7	MRSPP-4	0	No Known/Suspected	0	LTM	0	1	2	0	0	3			\$1,688	\$0	\$363	\$0	\$0	\$0	\$248	\$0	FY11-Comp. MMRP		\$4,227					
Not Required	1	MRSPP-5	0	No Longer Required	1	IRP Final RC: FY 2019						MRS Final RC: FY 2014						Total	\$13,254	\$2,399	\$363	\$1,700	\$0	\$540	\$4,594	\$748	FY11-Complete		\$10,302	
Total IRP Sites	18	MRSPP-6	0	Total MRSs	4																									

IRP Progress in FY10: Continued LTM at SS-09 and LF-02.

IRP Progress Planned for FY11-FY12: Continue LTM LF-02 and SS-09 as agreed by state.

MMRP Progress in FY10: Completed the draft final basewide CSE Phase II Report. All MMRP Sites were scored under the MRSPP requirement. A basewide RI with EE/CAs was awarded in FY10.

MMRP Progress Planned for FY11-FY12: Complete the RI and EE/CAs scoped and awarded in FY10.

*CTC Delta Reason: C-TECH-Technical Issues, C-REG-Regulatory Issues, C-EST-Estimating Criteria

**Schedule Impact Reason: TECH-Technical, CONT-Contracting, PERS-Personnel, REG-Regulatory, FUND-Funding

Note: Totals reflect installation project funding allocated to individual sites and do not include program management and other support costs.

Table E-6 Status of Installations with FY11 to Completion Cost Estimate Greater Than \$10,000,000

DoD Component - Installation / FFID / NPL or Proposed NPL / BRAC Year / RAB / CTC Delta from FY09*																			
Phase	Completed		Underway		Future		FY10 Schedule Impact**		Costs Through FY10 (\$000)		FY10 Funds Obligated (\$000)		FY11 Execution Planned (\$000)		FY12 Planning Estimate (\$000)		Estimated Costs (\$000)		
	IRP	MMRP	IRP	MMRP	IRP	MMRP	IRP	MMRP	IRP	MMRP	IRP	MMRP	IRP	MMRP	IRP	MMRP	Fiscal Year	IRP	MMRP
	Sites (Actions)						IRP	MMRP	IRP	MMRP	IRP	MMRP	IRP	MMRP	IRP	MMRP			

Northern Mariana Islands

FORMERLY USED DEFENSE SITES - NAFTAN BOMB STORAGE / CN99799F692900

IRP Sites and MRSs by Classification				Study	0	0	0	1	0	0			\$0	\$130	\$0	\$130	\$0	\$50	\$0	\$330	FY13	\$0	\$0
Response Complete	0	Response Complete	0	IRA	0(0)	0(0)	0(0)	0(0)				\$0	\$0	\$0	\$0	\$0	\$0	\$0	\$0	\$0	FY14	\$0	\$2,090
High	0	MRSPP-1	0	MRSPP-7	0	0	0	0	0	1		\$0	\$0	\$0	\$0	\$0	\$0	\$0	\$0	\$0	FY15	\$0	\$0
Medium	0	MRSPP-2	0	MRSPP-8	0	RA-C	0	0	0	0	1	\$0	\$0	\$0	\$0	\$0	\$0	\$0	\$0	\$0	FY16	\$0	\$0
Low	0	MRSPP-3	0	Evaluation Pending	1	RA-O	0	0	0	0	0	\$0	\$0	\$0	\$0	\$0	\$0	\$0	\$0	\$0	FY11-Comp. IRP		\$0
Not Evaluated	0	MRSPP-4	0	No Known/Suspected	0	LTM	0	0	0	0	1	\$0	\$0	\$0	\$0	\$0	\$0	\$0	\$0	\$0	FY11-Comp. MMRP		\$15,800
Not Required	0	MRSPP-5	0	No Longer Required	0	IRP Final RC: FY - MRS Final RC: FY 2049					Total	\$0	\$130	\$0	\$130	\$0	\$50	\$0	\$330	FY11-Complete		\$15,800	
Total IRP Sites	0	MRSPP-6	0	Total MRSs	1																		

IRP Progress in FY10: No IRP sites identified.

IRP Progress Planned for FY11-FY12: No IRP sites identified.

MMRP Progress in FY10: The Site Inspection (SI) phase was initiated.

MMRP Progress Planned for FY11-FY12: The SI phase will continue in the next two fiscal years.

FORMERLY USED DEFENSE SITES - NORTH FIELD / CN99799F372900

IRP Sites and MRSs by Classification				Study	0	0	0	1	0	0			\$0	\$128	\$0	\$128	\$0	\$50	\$0	\$20	FY13	\$0	\$0
Response Complete	0	Response Complete	0	IRA	0(0)	0(0)	0(0)	0(0)				\$0	\$0	\$0	\$0	\$0	\$0	\$0	\$0	\$0	FY14	\$0	\$0
High	0	MRSPP-1	0	MRSPP-7	0	Design	0	0	0	0	1	\$0	\$0	\$0	\$0	\$0	\$0	\$0	\$0	\$0	FY15	\$0	\$0
Medium	0	MRSPP-2	0	MRSPP-8	0	RA-C	0	0	0	0	1	\$0	\$0	\$0	\$0	\$0	\$0	\$0	\$0	\$0	FY16	\$0	\$0
Low	0	MRSPP-3	0	Evaluation Pending	1	RA-O	0	0	0	0	0	\$0	\$0	\$0	\$0	\$0	\$0	\$0	\$0	\$0	FY11-Comp. IRP		\$0
Not Evaluated	0	MRSPP-4	0	No Known/Suspected	0	LTM	0	0	0	0	1	\$0	\$0	\$0	\$0	\$0	\$0	\$0	\$0	\$0	FY11-Comp. MMRP		\$13,706
Not Required	0	MRSPP-5	0	No Longer Required	0	IRP Final RC: FY - MRS Final RC: FY 2072					Total	\$0	\$128	\$0	\$128	\$0	\$50	\$0	\$20	FY11-Complete		\$13,706	
Total IRP Sites	0	MRSPP-6	0	Total MRSs	1																		

IRP Progress in FY10: No IRP sites identified.

IRP Progress Planned for FY11-FY12: No IRP sites identified.

MMRP Progress in FY10: A Site Inspection (SI) phase was initiated in FY10.

MMRP Progress Planned for FY11-FY12: The SI phase will continue for the next two fiscal years.

FORMERLY USED DEFENSE SITES - ORDNANCE PLAN / CN99799F240600

IRP Sites and MRSs by Classification				Study	0	0	0	1	0	0			\$0	\$133	\$0	\$133	\$0	\$50	\$0	\$95	FY13	\$0	\$0
Response Complete	0	Response Complete	0	IRA	0(0)	0(0)	0(0)	0(0)				\$0	\$0	\$0	\$0	\$0	\$0	\$0	\$0	\$0	FY14	\$0	\$725
High	0	MRSPP-1	0	MRSPP-7	0	Design	0	0	0	0	1	\$0	\$0	\$0	\$0	\$0	\$0	\$0	\$0	\$0	FY15	\$0	\$0
Medium	0	MRSPP-2	0	MRSPP-8	0	RA-C	0	0	0	0	1	\$0	\$0	\$0	\$0	\$0	\$0	\$0	\$0	\$0	FY16	\$0	\$0
Low	0	MRSPP-3	0	Evaluation Pending	1	RA-O	0	0	0	0	0	\$0	\$0	\$0	\$0	\$0	\$0	\$0	\$0	\$0	FY11-Comp. IRP		\$0
Not Evaluated	0	MRSPP-4	0	No Known/Suspected	0	LTM	0	0	0	0	1	\$0	\$0	\$0	\$0	\$0	\$0	\$0	\$0	\$0	FY11-Comp. MMRP		\$102,872
Not Required	0	MRSPP-5	0	No Longer Required	0	IRP Final RC: FY - MRS Final RC: FY 2054					Total	\$0	\$133	\$0	\$133	\$0	\$50	\$0	\$95	FY11-Complete		\$102,872	
Total IRP Sites	0	MRSPP-6	0	Total MRSs	1																		

IRP Progress in FY10: No IRP sites identified.

IRP Progress Planned for FY11-FY12: No IRP sites identified.

MMRP Progress in FY10: A Site Inspection (SI) phase was initiated in FY2010.

MMRP Progress Planned for FY11-FY12: The SI phase will continue in the next two fiscal years.

*CTC Delta Reason: C-TECH-Technical Issues, C-REG-Regulatory Issues, C-EST-Estimating Criteria

**Schedule Impact Reason: TECH-Technical, CONT-Contracting, PERS-Personnel, REG-Regulatory, FUND-Funding

Note: Totals reflect installation project funding allocated to individual sites and do not include program management and other support costs.

Table E-6 Status of Installations with FY11 to Completion Cost Estimate Greater Than \$10,000,000

DoD Component - Installation / FFID / NPL or Proposed NPL / BRAC Year / RAB / CTC Delta from FY09*																								
Phase	Completed		Underway		Future		FY10 Schedule Impact**		Costs Through FY10 (\$000)		FY10 Funds Obligated (\$000)		FY11 Execution Planned (\$000)		FY12 Planning Estimate (\$000)		Estimated Costs (\$000)							
	IRP	MMRP	IRP	MMRP	IRP	MMRP	IRP	MMRP	IRP	MMRP	IRP	MMRP	IRP	MMRP	IRP	MMRP	Fiscal Year	IRP	MMRP					
	Sites (Actions)						IRP	MMRP	IRP	MMRP	IRP	MMRP	IRP	MMRP	IRP	MMRP								
Ohio																								
ARMY - RAVENNA ARMY AMMUNITION PLANT / OH521382073600 / RAB																								
IRP Sites and MRSs by Classification																								
Response Complete	25	Response Complete	5	Study	31	5	36	15	0	0			\$28,500	\$12,732	\$1,645	\$7,406	\$2,252	\$368	\$1,466	\$952	FY13	\$5,304	\$697	
High	6	MRSPP-1	0	MRSPP-7	0	Design	3	0	22	5	13	10	\$25	\$0	\$0	\$0	\$0	\$0	\$0	\$0	FY14	\$4,193	\$5,975	
Medium	15	MRSPP-2	0	MRSPP-8	0	RA-C	3	0	23	5	14	10	\$23,740	\$0	\$0	\$0	\$62	\$0	\$63	\$0	FY15	\$12,712	\$2,273	
Low	8	MRSPP-3	2	Evaluation Pending	2	RA-O	0	0	0	0	1	0	\$10,859	\$0	\$10,859	\$0	\$0	\$0	\$0	\$0	FY11-Comp. IRP		\$42,527	
Not Evaluated	13	MRSPP-4	3	No Known/Suspected	1	LTM	0	0	1	0	6	14	\$15,237	\$0	\$2,447	\$0	\$1,993	\$0	\$2,513	\$0	FY11-Comp. MMRP		\$12,640	
Not Required	0	MRSPP-5	6	No Longer Required	5	IRP Final RC: FY 2024 MRS Final RC: FY 2019						Total	\$80,835	\$13,106	\$14,951	\$7,406	\$4,307	\$368	\$4,042	\$952	FY11-Complete		\$55,167	
Total IRP Sites	67	MRSPP-6	1	Total MRSs	20	Five-Year Review Planned for Future																		
IRP Progress in FY10: RI work plans were completed for PBA08 and RVAAP-66. A PP, ROD, and RD were completed for RVAAP-12. RAs were completed at RVAAP-01, 05, and 16. A DQO report and PMP were completed for RVAAP-05. QCPs were completed for RVAAP-05 and 66. Reports on cleanup goals, an ESS, deep well monitoring, and Lead Lines 1-4 were completed. RVAAP-66 quarterly monitoring continued and a final report was issued. A review of the 345 wells under PBA AD 66 was completed that resulted in a revised EMR/EMMRP also.										MMRP Progress in FY10: Seven options under PBA09 were awarded in FY10 to include RIs for all sites and RC for two sites. Final explosive sites plans, a community relations plan, and a groundwater plan were completed. Two TPP meetings were held and a PMP and work plan were completed for the FY09 sites. A PMP and draft work plan were prepared for the FY10 sites. TCRA was initiated for RVAAP-004-R-01. Phase 4 of Rocket Ridge (removal of several hundred drums of white phosphorus containing ordnance) was initiated.														
IRP Progress Planned for FY11-FY12: Remedial fieldwork will be completed for RVAAP-01, RVAAP-12, and RVAAP-16 under performance-based acquisition (PBA)05. Remedial investigations (RIs) will be completed and feasibility studies (FSs) will be initiated for the 17 medium and low relative risk sites under PBA08. RVAAP-66 quarterly monitoring will continue and another final report will be produced.										MMRP Progress Planned for FY11-FY12: RIs for the PBA09 base award sites will be completed in 2012 and the RAs for two of these sites will be initiated. RIs for the optional PBA09 sites will continue. The Rocket Ridge phase 3 RA and phase 4 will be completed.														
AIR FORCE - WRIGHT PATTERSON AIR FORCE BASE / OH557172431200 / NPL / BRAC 2005 Realignment / RAB / C-EST																								
IRP Sites and MRSs by Classification																								
Response Complete	68	Response Complete	1	Study	73	1	0	0	0	0			\$115,695	\$0	\$0	\$0	\$0	\$0	\$0	\$0	FY13	\$2,381	\$0	
High	0	MRSPP-1	0	MRSPP-7	0	Design	3	0	0	0	0	0	\$14,116	\$0	\$0	\$0	\$0	\$0	\$0	\$0	FY14	\$1,901	\$0	
Medium	0	MRSPP-2	0	MRSPP-8	0	RA-C	5	0	0	0	0	0	\$37,997	\$0	\$0	\$0	\$1,302	\$0	\$0	\$0	FY15	\$1,925	\$0	
Low	0	MRSPP-3	0	Evaluation Pending	0	RA-O	12	0	4	0	0	0	\$20,216	\$0	\$1,637	\$0	\$1,086	\$0	\$630	\$0	FY11-Comp. IRP		\$35,675	
Not Evaluated	1	MRSPP-4	0	No Known/Suspected	0	LTM	1	0	13	0	0	0	\$3,826	\$0	\$169	\$0	\$1,383	\$0	\$863	\$0	FY11-Comp. MMRP		\$0	
Not Required	4	MRSPP-5	0	No Longer Required	1	IRP Final RC: FY 2028 MRS Final RC: FY 2003						Total	\$198,714	\$0	\$1,806	\$0	\$3,771	\$0	\$1,493	\$0	FY11-Complete		\$35,675	
Total IRP Sites	73	MRSPP-6	0	Total MRSs	1	Five-Year Review Completed and Planned for Future																		
IRP Progress in FY10: Refer to Page F-198.										MMRP Progress in FY10: Refer to Page F-198.														
IRP Progress Planned for FY11-FY12: Refer to Page F-198.										MMRP Progress Planned for FY11-FY12: Refer to Page F-198.														
FORMERLY USED DEFENSE SITES - LOCKBOURNE AIR FORCE BASE / OH59799F363700 / RAB / C-EST																								
IRP Sites and MRSs by Classification																								
Response Complete	4	Response Complete	1	Study	5	1	2	1	0	0			\$7,263	\$212	\$300	\$0	\$142	\$83	\$500	\$347	FY13	\$4,016	\$57	
High	3	MRSPP-1	0	MRSPP-7	0	Design	0	0	2	0	1	1	\$3,246	\$0	\$97	\$0	\$615	\$0	\$0	\$0	FY14	\$5,755	\$72	
Medium	0	MRSPP-2	0	MRSPP-8	0	RA-C	1	1	3	0	0	1	\$2,298	\$7	\$0	\$0	\$843	\$0	\$1,724	\$0	FY15	\$1,418	\$0	
Low	0	MRSPP-3	0	Evaluation Pending	1	RA-O	0	0	0	0	3	0	\$0	\$0	\$0	\$0	\$0	\$0	\$0	\$0	FY16	\$2,674	\$464	
Not Evaluated	0	MRSPP-4	0	No Known/Suspected	0	LTM	1	1	1	0	2	1	\$14	\$12	\$0	\$2	\$0	\$0	\$0	\$0	FY11-Comp. IRP		\$48,558	
Not Required	0	MRSPP-5	0	No Longer Required	1	IRP Final RC: FY 2017 MRS Final RC: FY 2025						Total	\$14,118	\$231	\$431	\$2	\$1,600	\$83	\$2,224	\$347	FY11-Complete		\$58,633	
Total IRP Sites	7	MRSPP-6	0	Total MRSs	2																			
IRP Progress in FY10: Four active projects. Landfill: SI finalized; FS drafted. Various AOCs: Action Memo approved to remove lead contaminated soil from old indoor firing range. Finalized workplans for Phase II SI. Contaminated Soil: Removed free product from subsurface. Reviewed draft MNA Evaluation Report. Possible CWM: No evidence of CAIS; project to be closed.										MMRP Progress in FY10: The INPR to approve new projects is pending approval.														
IRP Progress Planned for FY11-FY12: Landfill: Finalize FS and initiate the RA-C. Various AOCs: Complete the removal action, finalize SI and develop remedial design. Contaminated Soil: Continue removal of free product; evaluate future actions based on results. Develop and implement remedial design for groundwater MNA Possible CWM: NDAI the project.										MMRP Progress Planned for FY11-FY12: Once approved, plan and initiate projects identified in the INPR.														

*CTC Delta Reason: C-TECH-Technical Issues, C-REG-Regulatory Issues, C-EST-Estimating Criteria

**Schedule Impact Reason: TECH-Technical, CONT-Contracting, PERS-Personnel, REG-Regulatory, FUND-Funding

Note: Totals reflect installation project funding allocated to individual sites and do not include program management and other support costs.

DoD Component - Installation / FFID / NPL or Proposed NPL / BRAC Year / RAB / CTC Delta from FY09*																															
Phase		Completed		Underway		Future		FY10 Schedule Impact**		Costs Through FY10 (\$000)		FY10 Funds Obligated (\$000)		FY11 Execution Planned (\$000)		FY12 Planning Estimate (\$000)		Estimated Costs (\$000)													
		IRP	MMRP	IRP	MMRP	IRP	MMRP	IRP	MMRP	IRP	MMRP	IRP	MMRP	IRP	MMRP	IRP	MMRP	Fiscal Year	IRP	MMRP											
		Sites (Actions)						IRP	MMRP	IRP	MMRP	IRP	MMRP	IRP	MMRP	IRP	MMRP														
Ohio																															
FORMERLY USED DEFENSE SITES - PLUM BROOK ORD WORKS / OH59799F364100 / RAB / C-EST																															
IRP Sites and MRSs by Classification												Study	8	1	10	0	0	0			\$26,071	\$0	\$3,650	\$0	\$3,774	\$0	\$1,957	\$0	FY13	\$4,153	\$0
Response Complete	7	Response Complete	1					IRA	0(0)	0(0)	0(0)	0(0)			\$0	\$0	\$0	\$0	\$0	\$0	FY14	\$5,614	\$0								
High	6	MRSPP-1	0	MRSPP-7	0	Design	3	0	3	0	6	0		\$86	\$0	\$15	\$0	\$13	\$0	\$445	\$0	FY15	\$3,996	\$0							
Medium	2	MRSPP-2	0	MRSPP-8	0	RA-C	1	0	2	0	8	0		\$11,440	\$0	\$3,564	\$0	\$3,084	\$0	\$3,326	\$0	FY16	\$354	\$0							
Low	3	MRSPP-3	0	Evaluation Pending	0	RA-O	1	0	0	0	0	0		\$167	\$0	\$0	\$0	\$0	\$0	\$0	\$0	FY11-Comp. IRP	\$111,152								
Not Evaluated	0	MRSPP-4	0	No Known/Suspected	0	LTM	6	1	1	0	7	0		\$408	\$5	\$103	\$0	\$0	\$0	\$0	\$0	FY11-Comp. MMRP	\$0								
Not Required	0	MRSPP-5	0	No Longer Required	1	IRP Final RC: FY 2019 MRS Final RC: FY 1994						Total	\$38,172	\$5	\$7,332	\$0	\$6,871	\$0	\$5,728	\$0	FY11-Complete	\$111,152									
Total IRP Sites	18	MRSPP-6	0	Total MRSs	1																										
IRP Progress in FY10: Completed DD for TNT C and awarded RA-C contract in FY10. Completed PP and draft DD for TNT A. Project Close-out for TNT B. Prepared Draft Delineation Report for Pentolite Redwater Pond. Completed Draft FS Addendum for Groundwater. Continued FS for Res 2 Burning Grounds. Completed Draft Risk assessments for Garage Maintenance Area. Continued RAB.												MMRP Progress in FY10: No progress reported.																			
IRP Progress Planned for FY11-FY12: Continue RA-C for TNT C in FY11 and complete in FY12. Complete DD for TNT A and award RA-C contract in FY11. Complete Pentolite Redwater Pond Delineation Report in FY11 and FS Addendum in FY12. Complete PP for Groundwater in FY11 and Final DD in FY12. Complete FS for Res 2 Burning Grounds in FY11 and PP in FY12. Continue RAB in FY 11 and FY12.												MMRP Progress Planned for FY11-FY12: No actions planned.																			

*CTC Delta Reason: C-TECH-Technical Issues, C-REG-Regulatory Issues, C-EST-Estimating Criteria

**Schedule Impact Reason: TECH-Technical, CONT-Contracting, PERS-Personnel, REG-Regulatory, FUND-Funding

Note: Totals reflect installation project funding allocated to individual sites and do not include program management and other support costs.

Table E-6 Status of Installations with FY11 to Completion Cost Estimate Greater Than \$10,000,000

DoD Component - Installation / FFID / NPL or Proposed NPL / BRAC Year / RAB / CTC Delta from FY09*																			
Phase	Completed		Underway		Future		FY10 Schedule Impact**		Costs Through FY10 (\$000)		FY10 Funds Obligated (\$000)		FY11 Execution Planned (\$000)		FY12 Planning Estimate (\$000)		Estimated Costs (\$000)		
	IRP	MMRP	IRP	MMRP	IRP	MMRP	IRP	MMRP	IRP	MMRP	IRP	MMRP	IRP	MMRP	IRP	MMRP	Fiscal Year	IRP	MMRP
	Sites (Actions)						IRP	MMRP	IRP	MMRP	IRP	MMRP	IRP	MMRP	IRP	MMRP			

Oklahoma

ARMY - FORT SILL / OK621372084600 / C-TECH

IRP Sites and MRSs by Classification				Study	70	0	0	3	0	0		FUND	\$2,450	\$2,776	\$0	\$1,275	\$0	\$1,728	\$0	\$0	FY13	\$501	\$837
Response Complete	70	Response Complete	0	IRA	0(0)	0(0)	0(0)	0(0)				REG	\$2,632	\$0	\$0	\$0	\$0	\$0	\$0	\$0	FY14	\$510	\$5,774
High	0	MRSPP-1	0	MRSPP-7	0	Design	2	0	0	0	2	REG	\$73	\$0	\$0	\$0	\$0	\$248	\$0	\$0	FY15	\$520	\$178
Medium	0	MRSPP-2	0	MRSPP-8	0	RA-C	8	0	0	0	2	FUND	\$15,506	\$0	\$0	\$0	\$0	\$0	\$0	\$0	FY16	\$527	\$0
Low	0	MRSPP-3	1	Evaluation Pending	2	RA-O	0	0	0	0	0		\$981	\$0	\$0	\$0	\$0	\$0	\$0	\$0	FY11-Comp. IRP		\$4,271
Not Evaluated	0	MRSPP-4	0	No Known/Suspected	0	LTM	5	0	9	0	1		\$2,743	\$0	\$1,973	\$0	\$1,669	\$0	\$517	\$0	FY11-Comp. MMRP		\$9,117
Not Required	0	MRSPP-5	0	No Longer Required	0	IRP Final RC: FY 2010		MRS Final RC: FY 2015			Total	\$24,385	\$2,776	\$1,973	\$1,275	\$1,669	\$1,976	\$517	\$0	FY11-Complete		\$13,388	
Total IRP Sites	70	MRSPP-6	0	Total MRSs	3	Five-Year Review Completed and Planned for Future																	

<p>IRP Progress in FY10: No progress reported.</p> <p>IRP Progress Planned for FY11-FY12: No actions planned.</p>	<p>MMRP Progress in FY10: The Military Munitions Response Program (MMRP) remedial investigation/feasibility study (RI/FS) for the FSILL-001-R-01 site, cantonment area will be completed in 2010. A PBA contract is expected to be awarded in summer of 2010 which will cover the FSILL-001-R-02 site. NFA is expected for FSILL-001-R-01.</p> <p>MMRP Progress Planned for FY11-FY12: MMRP RI/FS for site FSILL-001-R-02 will complete the fieldwork in FY10. The results of the fieldwork will determine future actions, some removal actions are anticipated. MMRP RI/FS for site FSILL-002-R-01 will be complete in FY10. Future remedial action will be based on the RI results. Consultation with the Tribes under Section 106 will continue.</p>
---	---

ARMY - MCALESTER ARMY AMMUNITION PLANT / OK621382295100 / C-TECH

IRP Sites and MRSs by Classification				Study	49	1	0	6	0	0		\$8,986	\$2,983	\$0	\$73	\$0	\$26	\$0	\$714	FY13	\$31	\$132	
Response Complete	46	Response Complete	1	IRA	4(4)	0(0)	0(0)	0(0)				\$2,473	\$0	\$0	\$0	\$0	\$0	\$0	\$0	FY14	\$27	\$4,409	
High	0	MRSPP-1	0	MRSPP-7	0	Design	9	0	1	0	5		\$1,107	\$0	\$0	\$0	\$0	\$0	\$0	\$0	FY15	\$482	\$500
Medium	2	MRSPP-2	0	MRSPP-8	0	RA-C	9	0	2	0	5		\$6,937	\$0	\$0	\$0	\$0	\$0	\$0	\$0	FY16	\$412	\$13
Low	0	MRSPP-3	0	Evaluation Pending	1	RA-O	1	0	2	0	1	0	\$265	\$0	\$56	\$0	\$56	\$0	\$37	\$0	FY11-Comp. IRP		\$9,082
Not Evaluated	0	MRSPP-4	1	No Known/Suspected	0	LTM	0	0	6	0	5		\$374	\$0	\$0	\$0	\$0	\$0	\$0	\$0	FY11-Comp. MMRP		\$6,099
Not Required	1	MRSPP-5	4	No Longer Required	1	IRP Final RC: FY 2040		MRS Final RC: FY 2016			Total	\$20,142	\$2,983	\$56	\$73	\$56	\$26	\$37	\$714	FY11-Complete		\$15,181	
Total IRP Sites	49	MRSPP-6	0	Total MRSs	7	Five-Year Review Completed and Underway																	

<p>IRP Progress in FY10: Maintenance continued at MCAAP-002. Groundwater monitoring activities will be conducted annually as specified in the CMS. The eight active IRP sites are under a PBA contract. ODEQ approved corrective measures implementation plan (CMIP) for site MCAAP-046 and CMIP addendum for site MCAAP-048. ISEB/bioaugmentation will be conducted in 2010 to enhance the MNA corrective actions at MCAAP-046 and MCAAP-048. Five-year reviews for the site active IRP sites will be completed in 2010.</p> <p>IRP Progress Planned for FY11-FY12: Maintenance will continue at MCAAP-002. Monitored Natural Attenuation (MNA) and volatile organic compounds (VOC) sampling at sites MCAAP-046 and MCAAP-048 will continue.</p>	<p>MMRP Progress in FY10: A performance-based acquisition (PBA) contract was awarded and the remedial investigation (RI) is underway for Military Munitions Response Program (MMRP) sites at MCAAP.</p> <p>MMRP Progress Planned for FY11-FY12: The RI will continue under the PBA; it includes the installation of groundwater monitoring wells, with a munitions and explosives of concern (MEC) site characterization. The RI will be followed by a feasibility study (FS). During the remedial action (construction) [RA(C)], a contaminated soil excavation with off-site transport and disposal plus MEC removal action are anticipated. The long-term management (LTM) phase will include the implementation of Environmental Control and Freezing systems.</p>
--	--

AIR FORCE - ALTUS AIR FORCE BASE / OK657152404500 / BRAC 2005 Realignment / RAB / C-EST

IRP Sites and MRSs by Classification				Study	24	1	0	3	0	0		\$26,079	\$346	\$0	\$0	\$0	\$0	\$0	\$0	\$0	FY13	\$2,332	\$0
Response Complete	12	Response Complete	0	IRA	11(19)	0(0)	0(0)	0(0)				\$23,900	\$0	\$0	\$0	\$0	\$0	\$0	\$0	\$0	FY14	\$933	\$0
High	0	MRSPP-1	0	MRSPP-7	0	Design	0	0	0	0	3		\$97	\$0	\$0	\$0	\$0	\$0	\$0	\$0	FY15	\$614	\$0
Medium	0	MRSPP-2	0	MRSPP-8	0	RA-C	4	0	0	0	3		\$764	\$0	\$0	\$0	\$0	\$0	\$0	\$0	FY16	\$586	\$0
Low	0	MRSPP-3	0	Evaluation Pending	4	RA-O	0	0	8	0	0		\$5,004	\$0	\$383	\$0	\$1,162	\$0	\$692	\$0	FY11-Comp. IRP		\$11,361
Not Evaluated	0	MRSPP-4	0	No Known/Suspected	0	LTM	0	0	0	0	10	3	\$685	\$0	\$0	\$0	\$0	\$0	\$0	\$0	FY11-Comp. MMRP		\$0
Not Required	12	MRSPP-5	0	No Longer Required	0	IRP Final RC: FY 2021		MRS Final RC: FY 2015			Total	\$56,529	\$346	\$383	\$0	\$1,162	\$0	\$692	\$0	\$0	FY11-Complete		\$11,361
Total IRP Sites	24	MRSPP-6	0	Total MRSs	4	Five-Year Review Planned for Future																	

<p>IRP Progress in FY10: SS17 SS18 Lower Flow Zone Treatment Eval and Off-Base Groundwater Access</p> <p>IRP Progress Planned for FY11-FY12: Altus Remediation Systems 5-Year Review</p>	<p>MMRP Progress in FY10: Completed the draft final basewide CSE Phase II Report. All MMRP Sites were scored under the MRSPP requirement. Continued removal actions awarded in FY09.</p> <p>MMRP Progress Planned for FY11-FY12: Complete the NFA ESS.</p>
--	--

*CTC Delta Reason: C-TECH-Technical Issues, C-REG-Regulatory Issues, C-EST-Estimating Criteria

**Schedule Impact Reason: TECH-Technical, CONT-Contracting, PERS-Personnel, REG-Regulatory, FUND-Funding

Note: Totals reflect installation project funding allocated to individual sites and do not include program management and other support costs.

Table E-6 Status of Installations with FY11 to Completion Cost Estimate Greater Than \$10,000,000

DoD Component - Installation / FFID / NPL or Proposed NPL / BRAC Year / RAB / CTC Delta from FY09*																			
Phase	Completed		Underway		Future		FY10 Schedule Impact**		Costs Through FY10 (\$000)		FY10 Funds Obligated (\$000)		FY11 Execution Planned (\$000)		FY12 Planning Estimate (\$000)		Estimated Costs (\$000)		
	IRP	MMRP	IRP	MMRP	IRP	MMRP	IRP	MMRP	IRP	MMRP	IRP	MMRP	IRP	MMRP	IRP	MMRP	Fiscal Year	IRP	MMRP
	Sites (Actions)						IRP	MMRP	IRP	MMRP	IRP	MMRP	IRP	MMRP	IRP	MMRP			

Oklahoma

AIR FORCE - TINKER AIR FORCE BASE / OK657172439100 / NPL / BRAC 2005 Realignment / RAB

IRP Sites and MRSs by Classification				Study	40	0	0	0	15	0			\$60,017	\$0	\$0	\$0	\$3,591	\$0	\$0	\$0	FY13	\$4,901	\$0			
Response Complete	30	Response Complete	0	IRA	21(43)	0(0)	0(0)	0(0)					\$54,462	\$0	\$0	\$0	\$0	\$0	\$0	\$0	FY14	\$2,163	\$0			
High	0	MRSPP-1	0	MRSPP-7	0	Design	8	0	0	0	0	0	\$16,376	\$0	\$0	\$0	\$0	\$0	\$0	\$0	FY15	\$4,358	\$0			
Medium	0	MRSPP-2	0	MRSPP-8	0	RA-C	10	0	0	0	0	0	\$30,072	\$0	\$0	\$0	\$0	\$0	\$0	\$0	FY16	\$1,597	\$0			
Low	0	MRSPP-3	0	Evaluation Pending	0	RA-O	6	0	10	0	0	0	\$41,624	\$0	\$227	\$0	\$3,769	\$0	\$6,475	\$0	FY11-Comp. IRP		\$47,469			
Not Evaluated	15	MRSPP-4	0	No Known/Suspected	0	LTM	10	0	6	0	10	0	\$19,956	\$0	\$81	\$0	\$415	\$0	\$322	\$0	FY11-Comp. MMRP		\$0			
Not Required	10	MRSPP-5	0	No Longer Required	0	IRP Final RC: FY 2023					MRS Final RC: FY -					Total	\$222,507	\$0	\$308	\$0	\$7,775	\$0	\$6,797	\$0	FY11-Complete	\$47,469
Total IRP Sites	55	MRSPP-6	0	Total MRSs	0	Five-Year Review Completed and Planned for Future																				

IRP Progress in FY10:	Refer to Page F-174.	MMRP Progress in FY10:	No MMRP sites identified.
IRP Progress Planned for FY11-FY12:	Refer to Page F-174.	MMRP Progress Planned for FY11-FY12:	No MMRP sites identified.

AIR FORCE - VANCE AIR FORCE BASE / OK657152409500 / RAB

IRP Sites and MRSs by Classification				Study	36	5	1	9	0	0			\$17,181	\$487	\$125	\$0	\$0	\$736	\$0	\$921	FY13	\$1,576	\$1,265			
Response Complete	28	Response Complete	0	IRA	13(21)	0(0)	0(0)	0(0)					\$5,485	\$0	\$0	\$0	\$0	\$0	\$0	\$0	FY14	\$990	\$866			
High	0	MRSPP-1	0	MRSPP-7	0	Design	9	0	0	0	0	7	\$3,112	\$0	\$0	\$0	\$0	\$0	\$0	\$0	FY15	\$1,076	\$0			
Medium	0	MRSPP-2	0	MRSPP-8	0	RA-C	10	0	0	0	0	9	\$8,762	\$0	\$0	\$0	\$0	\$0	\$0	\$0	FY16	\$1,270	\$0			
Low	1	MRSPP-3	0	Evaluation Pending	14	RA-O	0	0	8	0	2	0	\$7,421	\$0	\$521	\$0	\$1,058	\$0	\$1,980	\$0	FY11-Comp. IRP		\$12,671			
Not Evaluated	0	MRSPP-4	0	No Known/Suspected	0	LTM	3	0	1	0	9	9	\$2,924	\$0	\$0	\$0	\$0	\$0	\$0	\$0	FY11-Comp. MMRP		\$4,253			
Not Required	8	MRSPP-5	0	No Longer Required	0	IRP Final RC: FY 2023					MRS Final RC: FY 2014					Total	\$44,885	\$487	\$646	\$0	\$1,058	\$736	\$1,980	\$921	FY11-Complete	\$16,924
Total IRP Sites	37	MRSPP-6	0	Total MRSs	14	Five-Year Review Completed and Planned for Future																				

IRP Progress in FY10:	RA-O for O&M for GTUs/Comp Monitoring; O&M Site DP-05; Utilities-Groundwater Treatment Units; and Utilities-Groundwater Treatment Units.	MMRP Progress in FY10:	Completed the draft final base-wide CSE Phase II Report. All MMRP Sites were scored under the MRSPP requirement. Implemented a removal action awarded in FY09.
IRP Progress Planned for FY11-FY12:	ERP Community Involvement Plan; RA-O for O&M GTUS / Compliance Monitoring; and Utilities-Groundwater Treatment Units.	MMRP Progress Planned for FY11-FY12:	Complete removal actions awarded in FY09.

FORMERLY USED DEFENSE SITES - CAMP GRUBER / OK69799F636000

IRP Sites and MRSs by Classification				Study	0	0	0	1	0	0			\$12	\$1,602	\$0	\$24	\$0	\$83	\$0	\$77	FY13	\$0	\$861			
Response Complete	0	Response Complete	0	IRA	0(0)	0(0)	0(0)	0(0)					\$0	\$0	\$0	\$0	\$0	\$0	\$0	\$0	FY14	\$0	\$63			
High	0	MRSPP-1	0	MRSPP-7	0	Design	0	0	0	0	0	1	\$0	\$0	\$0	\$0	\$0	\$77	\$0	\$0	FY15	\$0	\$14			
Medium	0	MRSPP-2	1	MRSPP-8	0	RA-C	0	0	0	0	0	1	\$0	\$0	\$0	\$0	\$0	\$876	\$0	\$0	FY16	\$0	\$1,592			
Low	0	MRSPP-3	0	Evaluation Pending	0	RA-O	0	0	0	0	0	0	\$0	\$0	\$0	\$0	\$0	\$0	\$0	\$0	FY11-Comp. IRP		\$0			
Not Evaluated	0	MRSPP-4	0	No Known/Suspected	0	LTM	0	0	0	0	0	1	\$0	\$0	\$0	\$0	\$0	\$0	\$0	\$0	FY11-Comp. MMRP		\$17,841			
Not Required	0	MRSPP-5	0	No Longer Required	0	IRP Final RC: FY -					MRS Final RC: FY 2021					Total	\$12	\$1,602	\$0	\$24	\$0	\$1,036	\$0	\$77	FY11-Complete	\$17,841
Total IRP Sites	0	MRSPP-6	0	Total MRSs	1																					

IRP Progress in FY10:	No IRP sites identified.	MMRP Progress in FY10:	Continued RI/FS fieldwork and other associated activities for site.
IRP Progress Planned for FY11-FY12:	No IRP sites identified.	MMRP Progress Planned for FY11-FY12:	Finalize RIFS and evaluate future funding for DD recommendations. Continue coordination with stakeholders.

*CTC Delta Reason: C-TECH-Technical Issues, C-REG-Regulatory Issues, C-EST-Estimating Criteria

**Schedule Impact Reason: TECH-Technical, CONT-Contracting, PERS-Personnel, REG-Regulatory, FUND-Funding

Note: Totals reflect installation project funding allocated to individual sites and do not include program management and other support costs.

Table E-6 Status of Installations with FY11 to Completion Cost Estimate Greater Than \$10,000,000

DoD Component - Installation / FFID / NPL or Proposed NPL / BRAC Year / RAB / CTC Delta from FY09*																			
Phase	Completed		Underway		Future		FY10 Schedule Impact**		Costs Through FY10 (\$000)		FY10 Funds Obligated (\$000)		FY11 Execution Planned (\$000)		FY12 Planning Estimate (\$000)		Estimated Costs (\$000)		
	IRP	MMRP	IRP	MMRP	IRP	MMRP	IRP	MMRP	IRP	MMRP	IRP	MMRP	IRP	MMRP	IRP	MMRP	Fiscal Year	IRP	MMRP
	Sites (Actions)						IRP	MMRP	IRP	MMRP	IRP	MMRP	IRP	MMRP	IRP	MMRP			

Oklahoma

FORMERLY USED DEFENSE SITES - OKLAHOMA ORDNANCE WORKS / OK69799F636200

IRP Sites and MRSs by Classification						Study	1	0	1	1	0	0			\$738	\$165	\$2	\$0	\$0	\$0	\$560	\$0	FY13	\$475	\$0
Response Complete	1	Response Complete	0			IRA	0(0)	0(0)	0(0)	0(0)					\$0	\$0	\$0	\$0	\$0	\$0	\$0	\$0	FY14	\$3	\$0
High	1	MRSPP-1	0	MRSPP-7	0	Design	1	0	1	0	0	1			\$143	\$0	\$0	\$0	\$0	\$0	\$0	\$0	FY15	\$13	\$0
Medium	0	MRSPP-2	0	MRSPP-8	0	RA-C	1	0	0	0	1	1			\$281	\$0	\$0	\$0	\$0	\$0	\$0	\$0	FY16	\$451	\$0
Low	0	MRSPP-3	0	Evaluation Pending	1	RA-O	0	0	0	0	0	0			\$0	\$0	\$0	\$0	\$0	\$0	\$0	\$0	FY11-Comp. IRP		\$3,216
Not Evaluated	0	MRSPP-4	0	No Known/Suspected	0	LTM	0	0	0	0	1	1			\$4	\$0	\$0	\$0	\$0	\$0	\$0	\$0	FY11-Comp. MMRP		\$23,336
Not Required	0	MRSPP-5	0	No Longer Required	0	IRP Final RC: FY 2016		MRS Final RC: FY 2043		Total				\$1,166	\$165	\$2	\$0	\$0	\$0	\$560	\$0	FY11-Complete		\$26,552	
Total IRP Sites	2	MRSPP-6	0	Total MRSs	1																				

IRP Progress in FY10: ROE issues not resolved. Minimal funding in FY 11 Work Plan.

IRP Progress Planned for FY11-FY12: Resolve ROE issues. Re-open HTRW project in attempt to comply with owners request to expedite execution of comprehensive investigation. Conduct comprehensive RI/FS.

MMRP Progress in FY10: Recommended RIFS for one MRS and NDAI for six MRSs. No funding identified in FY 10 Work Plan. Ongoing ROE issues at site.

MMRP Progress Planned for FY11-FY12: Evaluate future funding for RIFS at one MRS - contingent upon resolution of ROE issues at site.

*CTC Delta Reason: C-TECH-Technical Issues, C-REG-Regulatory Issues, C-EST-Estimating Criteria

**Schedule Impact Reason: TECH-Technical, CONT-Contracting, PERS-Personnel, REG-Regulatory, FUND-Funding

Note: Totals reflect installation project funding allocated to individual sites and do not include program management and other support costs.

Table E-6 Status of Installations with FY11 to Completion Cost Estimate Greater Than \$10,000,000

DoD Component - Installation / FFID / NPL or Proposed NPL / BRAC Year / RAB / CTC Delta from FY09*																			
Phase	Completed		Underway		Future		FY10 Schedule Impact**		Costs Through FY10 (\$000)		FY10 Funds Obligated (\$000)		FY11 Execution Planned (\$000)		FY12 Planning Estimate (\$000)		Estimated Costs (\$000)		
	IRP	MMRP	IRP	MMRP	IRP	MMRP	IRP	MMRP	IRP	MMRP	IRP	MMRP	IRP	MMRP	IRP	MMRP	Fiscal Year	IRP	MMRP
	Sites (Actions)						IRP	MMRP	IRP	MMRP	IRP	MMRP	IRP	MMRP	IRP	MMRP			

Oregon

◆ **ARMY - CLACKAMAS/CAMP WITCOMBE / OR0211841A3500**

IRP Sites and MRSs by Classification				Study	0	0	0	2	0	0			\$0	\$1,069	\$0	\$1,069	\$0	\$124	\$0	\$0	FY13	\$0	\$4,289
Response Complete	0	Response Complete	0	IRA	0(0)	0(0)	0(0)	1(1)					\$0	\$0	\$0	\$0	\$0	\$0	\$0	\$0	FY14	\$0	\$4,598
High	0	MRSPP-1	0	MRSPP-7	0	0	0	0	0	2			\$0	\$0	\$0	\$0	\$0	\$0	\$0	\$0	FY15	\$0	\$0
Medium	0	MRSPP-2	0	MRSPP-8	0	RA-C	0	0	0	0	2		\$0	\$0	\$0	\$0	\$0	\$0	\$0	\$0	FY16	\$0	\$18,220
Low	0	MRSPP-3	0	Evaluation Pending	2	RA-O	0	0	0	0	1		\$0	\$0	\$0	\$0	\$0	\$0	\$0	\$0	FY11-Comp. IRP		\$0
Not Evaluated	0	MRSPP-4	0	No Known/Suspected	0	LTM	0	0	0	0	2		\$0	\$0	\$0	\$0	\$0	\$0	\$0	\$0	FY11-Comp. MMRP		\$28,470
Not Required	0	MRSPP-5	0	No Longer Required	0	IRP Final RC: FY - MRS Final RC: FY 2023					Total	\$0	\$1,069	\$0	\$1,069	\$0	\$124	\$0	\$0	\$0	FY11-Complete		\$28,470
Total IRP Sites	0	MRSPP-6	0	Total MRSs	2																		

IRP Progress in FY10: No IRP sites identified.

IRP Progress Planned for FY11-FY12: No IRP sites identified.

MMRP Progress in FY10: Complete site inspection (SI).

MMRP Progress Planned for FY11-FY12: Begin record of decision (ROD) preparations.

◆ **ARMY - UMATILLA CHEMICAL DEPOT / OR021382091700 / NPL / BRAC 2005 Closure / RAB / C-REG / C-EST**

IRP Sites and MRSs by Classification				Study	117	1	0	1	0	0			\$20,983	\$7	\$0	\$7	\$0	\$0	\$0	\$279	FY13	\$2,277	\$5,923	
Response Complete	116	Response Complete	1	IRA	0(0)	0(0)	0(0)	0(0)					\$590	\$140	\$0	\$0	\$0	\$0	\$0	\$0	FY14	\$1,612	\$12,001	
High	1	MRSPP-1	0	MRSPP-7	0	Design	12	1	0	0	1	1	\$397	\$91	\$0	\$0	\$747	\$0	\$0	\$0	FY15	\$3,041	\$91	
Medium	0	MRSPP-2	0	MRSPP-8	0	RA-C	13	1	0	0	1	1	\$28,675	\$856	\$0	\$0	\$298	\$0	\$1,911	\$0	FY16	\$0	\$0	
Low	0	MRSPP-3	0	Evaluation Pending	1	RA-O	1	0	0	0	1	0	\$3,031	\$0	\$338	\$0	\$0	\$0	\$314	\$0	FY11-Comp. IRP		\$10,397	
Not Evaluated	0	MRSPP-4	0	No Known/Suspected	0	LTM	0	0	1	1	1		\$1,575	\$0	\$58	\$0	\$109	\$60	\$88	\$0	FY11-Comp. MMRP		\$18,354	
Not Required	0	MRSPP-5	0	No Longer Required	1	IRP Final RC: FY 2015 MRS Final RC: FY 2015					Total	\$55,251	\$1,094	\$396	\$7	\$1,154	\$60	\$2,313	\$279	\$0	FY11-Complete		\$28,751	
Total IRP Sites	117	MRSPP-6	0	Total MRSs	2	Five-Year Review Completed and Planned for Future																		

IRP Progress in FY10: Refer to Page F-185.

IRP Progress Planned for FY11-FY12: Refer to Page F-185.

MMRP Progress in FY10: Refer to Page F-185.

MMRP Progress Planned for FY11-FY12: Refer to Page F-185.

◆ **FORMERLY USED DEFENSE SITES - BOARDMAN AIR FORCE RANGE / OR09799F307600**

IRP Sites and MRSs by Classification				Study	0	0	0	7	0	0			\$0	\$144	\$0	\$0	\$0	\$0	\$0	\$0	FY13	\$0	\$0
Response Complete	0	Response Complete	0	IRA	0(0)	0(0)	0(0)	0(0)					\$0	\$0	\$0	\$0	\$0	\$0	\$0	\$0	FY14	\$0	\$0
High	0	MRSPP-1	0	MRSPP-7	0	Design	0	0	0	0	7		\$0	\$0	\$0	\$0	\$0	\$0	\$0	\$0	FY15	\$0	\$0
Medium	0	MRSPP-2	0	MRSPP-8	0	RA-C	0	0	0	0	7		\$0	\$0	\$0	\$0	\$0	\$0	\$0	\$0	FY16	\$0	\$0
Low	0	MRSPP-3	0	Evaluation Pending	3	RA-O	0	0	0	0	0		\$0	\$0	\$0	\$0	\$0	\$0	\$0	\$0	FY11-Comp. IRP		\$0
Not Evaluated	0	MRSPP-4	2	No Known/Suspected	0	LTM	0	0	0	0	7		\$0	\$0	\$0	\$0	\$0	\$0	\$0	\$0	FY11-Comp. MMRP		\$22,841
Not Required	0	MRSPP-5	1	No Longer Required	0	IRP Final RC: FY - MRS Final RC: FY 2058					Total	\$0	\$144	\$0	\$0	\$0	\$0	\$0	\$0	\$0	FY11-Complete		\$22,841
Total IRP Sites	0	MRSPP-6	0	Total MRSs	7																		

IRP Progress in FY10: No IRP sites identified.

IRP Progress Planned for FY11-FY12: No IRP sites identified.

MMRP Progress in FY10: No progress reported.

MMRP Progress Planned for FY11-FY12: No actions planned.

*CTC Delta Reason: C-TECH-Technical Issues, C-REG-Regulatory Issues, C-EST-Estimating Criteria

**Schedule Impact Reason: TECH-Technical, CONT-Contracting, PERS-Personnel, REG-Regulatory, FUND-Funding

Note: Totals reflect installation project funding allocated to individual sites and do not include program management and other support costs.

Table E-6 Status of Installations with FY11 to Completion Cost Estimate Greater Than \$10,000,000

DoD Component - Installation / FFID / NPL or Proposed NPL / BRAC Year / RAB / CTC Delta from FY09*																										
Phase	Completed		Underway		Future		FY10 Schedule Impact**		Costs Through FY10 (\$000)		FY10 Funds Obligated (\$000)		FY11 Execution Planned (\$000)		FY12 Planning Estimate (\$000)		Estimated Costs (\$000)									
	IRP	MMRP	IRP	MMRP	IRP	MMRP	IRP	MMRP	IRP	MMRP	IRP	MMRP	IRP	MMRP	IRP	MMRP	Fiscal Year	IRP	MMRP							
	Sites (Actions)																IRP	MMRP	IRP	MMRP	IRP	MMRP	IRP	MMRP	Fiscal Year	IRP

Oregon

FORMERLY USED DEFENSE SITES - CAMP ADAIR/ADAIR AFS / OR09799F306700

IRP Sites and MRSs by Classification				Study	2	0	1	1	0	0			\$19	\$279	\$6	\$0	\$430	\$0	\$0	\$0	FY13	\$399	\$0
Response Complete	2	Response Complete	0	IRA	0(0)	0(0)	0(0)	0(0)				\$0	\$0	\$0	\$0	\$0	\$0	\$0	\$0	FY14	\$12	\$0	
High	0	MRSPP-1	0	MRSPP-7	0	Design	2	0	0	0	1	1	\$44	\$0	\$0	\$0	\$0	\$0	\$0	FY15	\$25	\$0	
Medium	0	MRSPP-2	0	MRSPP-8	0	RA-C	2	0	0	0	1	1	\$524	\$0	\$0	\$0	\$0	\$0	\$0	FY16	\$400	\$0	
Low	0	MRSPP-3	0	Evaluation Pending	1	RA-O	0	0	0	0	1	0	\$0	\$0	\$0	\$0	\$0	\$0	\$0	FY11-Comp. IRP		\$9,455	
Not Evaluated	1	MRSPP-4	0	No Known/Suspected	0	LTM	1	0	0	0	1	1	\$61	\$0	\$0	\$0	\$0	\$0	\$0	FY11-Comp. MMRP		\$78,142	
Not Required	0	MRSPP-5	0	No Longer Required	0	IRP Final RC: FY 2020 MRS Final RC: FY 2046					Total	\$648	\$279	\$6	\$0	\$430	\$0	\$0	\$0	FY11-Complete		\$87,597	
Total IRP Sites	3	MRSPP-6	0	Total MRSs	1																		

IRP Progress in FY10:	Project/property documentation reviewed in preparation for execution of a Site Inspection.	MMRP Progress in FY10:	No progress reported.
IRP Progress Planned for FY11-FY12:	Conduct a Site Inspection.	MMRP Progress Planned for FY11-FY12:	No actions planned.

FORMERLY USED DEFENSE SITES - KINGSLEY FIRING RANGE ANNEX / OR09799F808700

IRP Sites and MRSs by Classification				Study	0	0	0	1	0	0			\$0	\$154	\$0	\$0	\$0	\$0	\$0	\$0	FY13	\$0	\$0
Response Complete	0	Response Complete	0	IRA	0(0)	0(0)	0(0)	0(0)				\$0	\$0	\$0	\$0	\$0	\$0	\$0	\$0	FY14	\$0	\$0	
High	0	MRSPP-1	0	MRSPP-7	0	Design	0	0	0	0	0	1	\$0	\$0	\$0	\$0	\$0	\$0	\$0	FY15	\$0	\$0	
Medium	0	MRSPP-2	0	MRSPP-8	0	RA-C	0	0	0	0	0	1	\$0	\$0	\$0	\$0	\$0	\$0	\$0	FY16	\$0	\$0	
Low	0	MRSPP-3	0	Evaluation Pending	1	RA-O	0	0	0	0	0	0	\$0	\$0	\$0	\$0	\$0	\$0	\$0	FY11-Comp. IRP		\$0	
Not Evaluated	0	MRSPP-4	0	No Known/Suspected	0	LTM	0	0	0	0	0	1	\$0	\$0	\$0	\$0	\$0	\$0	\$0	FY11-Comp. MMRP		\$12,607	
Not Required	0	MRSPP-5	0	No Longer Required	0	IRP Final RC: FY - MRS Final RC: FY 2038					Total	\$0	\$154	\$0	\$0	\$0	\$0	\$0	\$0	FY11-Complete		\$12,607	
Total IRP Sites	0	MRSPP-6	0	Total MRSs	1																		

IRP Progress in FY10:	No IRP sites identified.	MMRP Progress in FY10:	No progress reported.
IRP Progress Planned for FY11-FY12:	No IRP sites identified.	MMRP Progress Planned for FY11-FY12:	No actions planned.

FORMERLY USED DEFENSE SITES - NAV AIR STA, TONGUE POINT / OR09799F314700

IRP Sites and MRSs by Classification				Study	4	0	1	1	0	0			\$9,275	\$163	\$554	\$0	\$520	\$0	\$104	\$0	FY13	\$4,198	\$0
Response Complete	4	Response Complete	0	IRA	2(2)	0(0)	0(0)	0(0)				\$936	\$0	\$0	\$0	\$0	\$0	\$0	\$0	FY14	\$9,527	\$0	
High	1	MRSPP-1	0	MRSPP-7	0	Design	3	0	1	0	0	1	\$1,957	\$0	\$0	\$0	\$0	\$0	\$1,344	FY15	\$1,845	\$0	
Medium	0	MRSPP-2	0	MRSPP-8	0	RA-C	4	0	1	0	0	1	\$9,585	\$0	\$0	\$0	\$0	\$0	\$0	FY16	\$5,890	\$0	
Low	0	MRSPP-3	0	Evaluation Pending	1	RA-O	0	0	0	0	1	0	\$0	\$0	\$0	\$0	\$0	\$0	\$0	FY11-Comp. IRP		\$30,118	
Not Evaluated	0	MRSPP-4	0	No Known/Suspected	0	LTM	3	0	0	0	0	1	\$397	\$0	\$0	\$0	\$0	\$0	\$0	FY11-Comp. MMRP		\$3,734	
Not Required	0	MRSPP-5	0	No Longer Required	0	IRP Final RC: FY 2019 MRS Final RC: FY 2056					Total	\$22,150	\$163	\$554	\$0	\$520	\$0	\$1,448	\$0	FY11-Complete		\$33,852	
Total IRP Sites	5	MRSPP-6	0	Total MRSs	1	Five-Year Review Planned for Future																	

IRP Progress in FY10:	R1/FS phase work.	MMRP Progress in FY10:	No progress reported.
IRP Progress Planned for FY11-FY12:	Complete R1/FS and work on remedial design phase.	MMRP Progress Planned for FY11-FY12:	No actions planned.

*CTC Delta Reason: C-TECH-Technical Issues, C-REG-Regulatory Issues, C-EST-Estimating Criteria

**Schedule Impact Reason: TECH-Technical, CONT-Contracting, PERS-Personnel, REG-Regulatory, FUND-Funding

Note: Totals reflect installation project funding allocated to individual sites and do not include program management and other support costs.

Table E-6 Status of Installations with FY11 to Completion Cost Estimate Greater Than \$10,000,000

DoD Component - Installation / FFID / NPL or Proposed NPL / BRAC Year / RAB / CTC Delta from FY09*																			
Phase	Completed		Underway		Future		FY10 Schedule Impact**		Costs Through FY10 (\$000)		FY10 Funds Obligated (\$000)		FY11 Execution Planned (\$000)		FY12 Planning Estimate (\$000)		Estimated Costs (\$000)		
	IRP	MMRP	IRP	MMRP	IRP	MMRP	IRP	MMRP	IRP	MMRP	IRP	MMRP	IRP	MMRP	IRP	MMRP	Fiscal Year	IRP	MMRP
	Sites (Actions)						IRP	MMRP	IRP	MMRP	IRP	MMRP	IRP	MMRP	IRP	MMRP			

Oregon

FORMERLY USED DEFENSE SITES - NORTHWEST MANEUVER AREA / OR09799F312000

IRP Sites and MRSs by Classification						Study	0	0	0	1	0	0			\$0	\$239	\$0	\$4	\$0	\$0	\$0	\$0	\$0	FY13	\$0	\$0
Response Complete	0	Response Complete	0			IRA	0(0)	0(0)	0(0)	0(0)					\$0	\$0	\$0	\$0	\$0	\$0	\$0	\$0	FY14	\$0	\$0	
High	0	MRSPP-1	0	MRSPP-7	0	Design	0	0	0	0	0	1		\$0	\$0	\$0	\$0	\$0	\$0	\$0	\$0	FY15	\$0	\$0		
Medium	0	MRSPP-2	0	MRSPP-8	0	RA-C	0	0	0	0	0	1		\$0	\$0	\$0	\$0	\$0	\$0	\$0	\$0	FY16	\$0	\$0		
Low	0	MRSPP-3	0	Evaluation Pending	1	RA-O	0	0	0	0	0	0		\$0	\$0	\$0	\$0	\$0	\$0	\$0	\$0	FY11-Comp. IRP		\$0		
Not Evaluated	0	MRSPP-4	0	No Known/Suspected	0	LTM	0	0	0	0	0	1		\$0	\$0	\$0	\$0	\$0	\$0	\$0	\$0	FY11-Comp. MMRP		\$54,658		
Not Required	0	MRSPP-5	0	No Longer Required	0	IRP Final RC: FY - MRS Final RC: FY 2051						Total	\$0	\$239	\$0	\$4	\$0	\$0	\$0	\$0	\$0	\$0	FY11-Complete		\$54,658	
Total IRP Sites	0	MRSPP-6	0	Total MRSs	1																					

IRP Progress in FY10: No IRP sites identified.

IRP Progress Planned for FY11-FY12: No IRP sites identified.

MMRP Progress in FY10: Site Inspection phase completed with recommendation for further investigation.

MMRP Progress Planned for FY11-FY12: No actions planned.

FORMERLY USED DEFENSE SITES - OLD CAMP ABBOTT / OR09799F307000

IRP Sites and MRSs by Classification						Study	0	0	0	1	0	0			\$0	\$253	\$0	\$0	\$0	\$0	\$0	\$0	FY13	\$0	\$0
Response Complete	0	Response Complete	0			IRA	0(0)	0(0)	0(0)	0(0)					\$0	\$0	\$0	\$0	\$0	\$0	\$0	\$0	FY14	\$0	\$0
High	0	MRSPP-1	0	MRSPP-7	0	Design	0	0	0	0	0	1		\$0	\$0	\$0	\$0	\$0	\$0	\$0	\$0	FY15	\$0	\$0	
Medium	0	MRSPP-2	0	MRSPP-8	0	RA-C	0	0	0	0	0	1		\$0	\$0	\$0	\$0	\$0	\$0	\$0	\$0	FY16	\$0	\$0	
Low	0	MRSPP-3	0	Evaluation Pending	1	RA-O	0	0	0	0	0	0		\$0	\$0	\$0	\$0	\$0	\$0	\$0	\$0	FY11-Comp. IRP		\$0	
Not Evaluated	0	MRSPP-4	0	No Known/Suspected	0	LTM	0	0	0	0	0	1		\$0	\$0	\$0	\$0	\$0	\$0	\$0	\$0	FY11-Comp. MMRP		\$21,558	
Not Required	0	MRSPP-5	0	No Longer Required	0	IRP Final RC: FY - MRS Final RC: FY 2036						Total	\$0	\$253	\$0	\$0	\$0	\$0	\$0	\$0	\$0	\$0	FY11-Complete		\$21,558
Total IRP Sites	0	MRSPP-6	0	Total MRSs	1																				

IRP Progress in FY10: No IRP sites identified.

IRP Progress Planned for FY11-FY12: No IRP sites identified.

MMRP Progress in FY10: No progress reported.

MMRP Progress Planned for FY11-FY12: No actions planned.

*CTC Delta Reason: C-TECH-Technical Issues, C-REG-Regulatory Issues, C-EST-Estimating Criteria

**Schedule Impact Reason: TECH-Technical, CONT-Contracting, PERS-Personnel, REG-Regulatory, FUND-Funding

Note: Totals reflect installation project funding allocated to individual sites and do not include program management and other support costs.

Table E-6 Status of Installations with FY11 to Completion Cost Estimate Greater Than \$10,000,000

DoD Component - Installation / FFID / NPL or Proposed NPL / BRAC Year / RAB / CTC Delta from FY09*																			
Phase	Completed		Underway		Future		FY10 Schedule Impact**		Costs Through FY10 (\$000)		FY10 Funds Obligated (\$000)		FY11 Execution Planned (\$000)		FY12 Planning Estimate (\$000)		Estimated Costs (\$000)		
	IRP	MMRP	IRP	MMRP	IRP	MMRP	IRP	MMRP	IRP	MMRP	IRP	MMRP	IRP	MMRP	IRP	MMRP	Fiscal Year	IRP	MMRP
	Sites (Actions)						IRP	MMRP	IRP	MMRP	IRP	MMRP	IRP	MMRP	IRP	MMRP			

Pennsylvania

ARMY - FORT INDIANTOWN GAP TRAINING SITE / PA321184230700

IRP Sites and MRSs by Classification				Study	3	5	0	1	0	0			\$371	\$2,461	\$0	\$143	\$0	\$0	\$0	\$81	FY13	\$0	\$52
Response Complete	3	Response Complete	5	IRA	0(0)	0(0)	0(0)	0(0)					\$0	\$0	\$0	\$0	\$0	\$0	\$0	\$0	FY14	\$0	\$0
High	0	MRSPP-1	0	MRSPP-7	0	Design	1	0	0	0	1		\$0	\$0	\$0	\$0	\$0	\$0	\$0	\$0	FY15	\$0	\$11,000
Medium	0	MRSPP-2	1	MRSPP-8	0	RA-C	1	0	0	0	1		\$786	\$0	\$0	\$0	\$0	\$0	\$0	\$0	FY16	\$0	\$11,187
Low	0	MRSPP-3	0	Evaluation Pending	0	RA-O	0	0	0	0	0		\$0	\$0	\$0	\$0	\$0	\$0	\$0	\$0	FY11-Comp. IRP		\$0
Not Evaluated	0	MRSPP-4	0	No Known/Suspected	0	LTM	1	0	0	0	1		\$5	\$0	\$0	\$0	\$0	\$0	\$0	\$0	FY11-Comp. MMRP		\$22,493
Not Required	0	MRSPP-5	0	No Longer Required	5	IRP Final RC: FY 2006		MRS Final RC: FY 2018				Total	\$1,162	\$2,461	\$0	\$143	\$0	\$0	\$0	\$81	FY11-Complete		\$22,493
Total IRP Sites	3	MRSPP-6	0	Total MRSs	6																		

IRP Progress in FY10: No progress reported.

IRP Progress Planned for FY11-FY12: No actions planned.

MMRP Progress in FY10: The RI continued in fiscal year (FY)10.

MMRP Progress Planned for FY11-FY12: The RI/feasibility study (FS) will continue.

ARMY - JFHQ PA ARNG / PA32118420NG00

IRP Sites and MRSs by Classification				Study	0	0	0	11	0	0			\$0	\$541	\$0	\$541	\$0	\$881	\$0	\$1,998	FY13	\$0	\$0
Response Complete	0	Response Complete	0	IRA	0(0)	0(0)	0(0)	0(0)					\$0	\$0	\$0	\$0	\$0	\$0	\$0	\$0	FY14	\$0	\$0
High	0	MRSPP-1	0	MRSPP-7	0	Design	0	0	0	0	5		\$0	\$0	\$0	\$0	\$0	\$0	\$0	\$0	FY15	\$0	\$2,851
Medium	0	MRSPP-2	0	MRSPP-8	0	RA-C	0	0	0	0	5		\$0	\$0	\$0	\$0	\$0	\$0	\$0	\$0	FY16	\$0	\$6,358
Low	0	MRSPP-3	0	Evaluation Pending	11	RA-O	0	0	0	0	0		\$0	\$0	\$0	\$0	\$0	\$0	\$0	\$0	FY11-Comp. IRP		\$0
Not Evaluated	0	MRSPP-4	0	No Known/Suspected	0	LTM	0	0	0	0	1		\$0	\$0	\$0	\$0	\$0	\$0	\$0	\$0	FY11-Comp. MMRP		\$13,797
Not Required	0	MRSPP-5	0	No Longer Required	0	IRP Final RC: FY -		MRS Final RC: FY 2021				Total	\$0	\$541	\$0	\$541	\$0	\$881	\$0	\$1,998	FY11-Complete		\$13,797
Total IRP Sites	0	MRSPP-6	0	Total MRSs	11																		

IRP Progress in FY10: No IRP sites identified.

IRP Progress Planned for FY11-FY12: No IRP sites identified.

MMRP Progress in FY10: An SI was awarded and initiated in FY10.

MMRP Progress Planned for FY11-FY12: The SI is expected to be completed in FY12.

NAVY - WARMINSTER NAWC / PA317002454500 / NPL / BRAC 1991/1995 / RAB

IRP Sites and MRSs by Classification				Study	10	0	0	0	0	0			\$8,343	\$0	\$0	\$0	\$0	\$0	\$0	\$0	FY13	\$606	\$0
Response Complete	3	Response Complete	0	IRA	0(0)	0(0)	0(0)	0(0)					\$421	\$0	\$0	\$0	\$0	\$0	\$0	\$0	FY14	\$606	\$0
High	0	MRSPP-1	0	MRSPP-7	0	Design	8	0	0	0	0		\$1,058	\$0	\$0	\$0	\$0	\$0	\$0	\$0	FY15	\$606	\$0
Medium	0	MRSPP-2	0	MRSPP-8	0	RA-C	8	0	0	0	0		\$7,997	\$0	\$0	\$0	\$0	\$0	\$0	\$0	FY16	\$616	\$0
Low	0	MRSPP-3	0	Evaluation Pending	0	RA-O	3	0	4	0	0		\$9,608	\$0	\$0	\$0	\$606	\$0	\$562	\$0	FY11-Comp. IRP		\$17,485
Not Evaluated	0	MRSPP-4	0	No Known/Suspected	0	LTM	1	0	0	0	0		\$106	\$0	\$0	\$0	\$0	\$0	\$0	\$0	FY11-Comp. MMRP		\$0
Not Required	7	MRSPP-5	0	No Longer Required	0	IRP Final RC: FY 2042		MRS Final RC: FY -				Total	\$27,533	\$0	\$0	\$0	\$606	\$0	\$562	\$0	FY11-Complete		\$17,485
Total IRP Sites	10	MRSPP-6	0	Total MRSs	0	Five-Year Review Completed and Planned for Future																	

IRP Progress in FY10: Refer to Page F-187.

IRP Progress Planned for FY11-FY12: Refer to Page F-187.

MMRP Progress in FY10: No MMRP sites identified.

MMRP Progress Planned for FY11-FY12: No MMRP sites identified.

*CTC Delta Reason: C-TECH-Technical Issues, C-REG-Regulatory Issues, C-EST-Estimating Criteria

**Schedule Impact Reason: TECH-Technical, CONT-Contracting, PERS-Personnel, REG-Regulatory, FUND-Funding

Note: Totals reflect installation project funding allocated to individual sites and do not include program management and other support costs.

Table E-6 Status of Installations with FY11 to Completion Cost Estimate Greater Than \$10,000,000

DoD Component - Installation / FFID / NPL or Proposed NPL / BRAC Year / RAB / CTC Delta from FY09*														FY10 Schedule Impact**		Costs Through FY10 (\$000)		FY10 Funds Obligated (\$000)		FY11 Execution Planned (\$000)		FY12 Planning Estimate (\$000)		Estimated Costs (\$000)		
Phase	Completed				Underway				Future				IRP	MMRP	IRP	MMRP	IRP	MMRP	IRP	MMRP	Fiscal Year	IRP	MMRP			
	IRP	MMRP	IRP	MMRP	IRP	MMRP	IRP	MMRP	IRP	MMRP	IRP	MMRP												IRP	MMRP	
Sites (Actions)														IRP	MMRP	IRP	MMRP	IRP	MMRP	IRP	MMRP	IRP	MMRP			

Pennsylvania

NAVY - WILLOW GROVE NAS / PA317002231200 / NPL / RAB / C-TECH / C-EST

IRP Sites and MRSs by Classification										Study	12	0	2	0	0	0			\$8,225	\$0	\$564	\$0	\$0	\$0	\$0	\$0	\$0	\$0	FY13	\$188	\$0
Response Complete	10	Response Complete	0							IRA	0(0)	0(0)	0(0)	0(0)					\$996	\$0	\$0	\$0	\$0	\$0	\$0	\$0	\$0	\$0	FY14	\$167	\$0
High	3	MRSPP-1	0	MRSPP-7	0					Design	0	0	0	0	0	0			\$600	\$0	\$27	\$0	\$805	\$0	\$0	\$0	\$0	FY15	\$154	\$0	\$0
Medium	0	MRSPP-2	0	MRSPP-8	0					RA-C	0	0	0	0	0	0			\$1,250	\$0	\$264	\$0	\$160	\$0	\$190	\$0	FY16	\$157	\$0	\$0	\$0
Low	0	MRSPP-3	0	Evaluation Pending	0					RA-O	0	0	0	0	0	0			\$623	\$0	\$0	\$0	\$0	\$0	\$0	\$0	FY11-Comp. IRP		\$17,475	\$0	\$0
Not Evaluated	0	MRSPP-4	0	No Known/Suspected	0					LTM	0	0	0	0	0	0			\$471	\$0	\$0	\$0	\$5	\$0	\$5	\$0	FY11-Comp. MMRP		\$0	\$0	\$0
Not Required	1	MRSPP-5	0	No Longer Required	0					IRP Final RC: FY 2028 MRS Final RC: FY -							Total	\$12,165	\$0	\$855	\$0	\$970	\$0	\$195	\$0	FY11-Complete		\$17,475	\$0	\$0	
Total IRP Sites	14	MRSPP-6	0	Total MRSs	0	Five-Year Review Planned for Future																									

IRP Progress in FY10: Refer to Page F-197.

IRP Progress Planned for FY11-FY12: Refer to Page F-197.

MMRP Progress in FY10: No MMRP sites identified.

MMRP Progress Planned for FY11-FY12: No MMRP sites identified.

DEFENSE LOGISTICS AGENCY - DSC PHILADELPHIA / PA397154266500 / BRAC 1993 / RAB / C-EST

IRP Sites and MRSs by Classification										Study	48	0	0	0	0	0			\$5,973	\$0	\$0	\$0	\$0	\$0	\$0	\$0	\$0	\$0	FY13	\$889	\$0	
Response Complete	47	Response Complete	0							IRA	5(6)	0(0)	0(0)	0(0)					\$2,054	\$0	\$0	\$0	\$0	\$0	\$0	\$0	\$0	FY14	\$914	\$0	\$0	\$0
High	0	MRSPP-1	0	MRSPP-7	0					Design	16	0	0	0	0	0			\$1,882	\$0	\$0	\$0	\$0	\$0	\$0	\$0	\$0	FY15	\$889	\$0	\$0	\$0
Medium	0	MRSPP-2	0	MRSPP-8	0					RA-C	22	0	0	0	0	0			\$9,841	\$0	\$0	\$0	\$0	\$0	\$0	\$0	FY16	\$889	\$0	\$0	\$0	\$0
Low	0	MRSPP-3	0	Evaluation Pending	0					RA-O	0	0	1	0	0	0			\$14,132	\$0	\$1,787	\$0	\$1,127	\$0	\$904	\$0	FY11-Comp. IRP		\$10,319	\$0	\$0	\$0
Not Evaluated	0	MRSPP-4	0	No Known/Suspected	0					LTM	0	0	0	0	1	0			\$300	\$0	\$0	\$0	\$0	\$0	\$0	\$0	FY11-Comp. MMRP		\$0	\$0	\$0	\$0
Not Required	1	MRSPP-5	0	No Longer Required	0					IRP Final RC: FY 2015 MRS Final RC: FY -							Total	\$34,182	\$0	\$1,787	\$0	\$1,127	\$0	\$904	\$0	FY11-Complete		\$10,319	\$0	\$0	\$0	
Total IRP Sites	48	MRSPP-6	0	Total MRSs	0																											

IRP Progress in FY10: Refer to Page F-44.

IRP Progress Planned for FY11-FY12: Refer to Page F-44.

MMRP Progress in FY10: No MMRP sites identified.

MMRP Progress Planned for FY11-FY12: No MMRP sites identified.

FORMERLY USED DEFENSE SITES - FRANKFORD ARSENAL / PA39799F144700

IRP Sites and MRSs by Classification										Study	4	2	2	0	2	0			\$4,946	\$1,227	\$821	\$0	\$338	\$0	\$219	\$0	FY13	\$219	\$0			
Response Complete	4	Response Complete	1							IRA	1(1)	0(0)	0(0)	0(0)					\$52	\$0	\$0	\$0	\$0	\$0	\$0	\$0	\$0	FY14	\$318	\$0	\$0	\$0
High	1	MRSPP-1	0	MRSPP-7	0					Design	3	0	0	0	4	0			\$223	\$0	\$0	\$0	\$0	\$0	\$0	\$0	\$0	FY15	\$296	\$0	\$0	\$0
Medium	0	MRSPP-2	0	MRSPP-8	0					RA-C	3	0	0	0	4	1			\$1,648	\$0	\$0	\$0	\$0	\$0	\$0	\$0	FY16	\$0	\$0	\$0	\$0	\$0
Low	0	MRSPP-3	0	Evaluation Pending	1					RA-O	0	0	0	0	1	0			\$0	\$0	\$0	\$0	\$0	\$0	\$0	\$0	FY11-Comp. IRP		\$19,268	\$0	\$0	\$0
Not Evaluated	3	MRSPP-4	0	No Known/Suspected	0					LTM	1	1	0	0	4	1			\$26	\$0	\$0	\$0	\$0	\$0	\$0	\$0	FY11-Comp. MMRP		\$2,304	\$0	\$0	\$0
Not Required	0	MRSPP-5	0	No Longer Required	1					IRP Final RC: FY 2016 MRS Final RC: FY 2021							Total	\$6,895	\$1,227	\$821	\$0	\$338	\$0	\$219	\$0	FY11-Complete		\$21,572	\$0	\$0	\$0	
Total IRP Sites	8	MRSPP-6	0	Total MRSs	2																											

IRP Progress in FY10: FY 10: Partially completed Area I Soil NTCRA (contingent on Site Owner property demolition progress). Update and create CTCs for each of the 4 site subprojects. Initiated Area II Site Investigation.

IRP Progress Planned for FY11-FY12: FY 11: Complete Area I Soil NTCRA. Finalize Area I Soil RI. Complete Area II SI. Start Area III Site Investigation. FY 12: Initiate Area I Soil Feasibility Study. Start Area II RI. Complete Area III SI. Start Area IV Site Investigation.

MMRP Progress in FY10: No progress reported.

MMRP Progress Planned for FY11-FY12: No actions planned.

*CTC Delta Reason: C-TECH-Technical Issues, C-REG-Regulatory Issues, C-EST-Estimating Criteria

**Schedule Impact Reason: TECH-Technical, CONT-Contracting, PERS-Personnel, REG-Regulatory, FUND-Funding

Note: Totals reflect installation project funding allocated to individual sites and do not include program management and other support costs.

Table E-6 Status of Installations with FY11 to Completion Cost Estimate Greater Than \$10,000,000

DoD Component - Installation / FFID / NPL or Proposed NPL / BRAC Year / RAB / CTC Delta from FY09*																			
Phase	Completed		Underway		Future		FY10 Schedule Impact**		Costs Through FY10 (\$000)		FY10 Funds Obligated (\$000)		FY11 Execution Planned (\$000)		FY12 Planning Estimate (\$000)		Estimated Costs (\$000)		
	IRP	MMRP	IRP	MMRP	IRP	MMRP	IRP	MMRP	IRP	MMRP	IRP	MMRP	IRP	MMRP	IRP	MMRP	Fiscal Year	IRP	MMRP
	Sites (Actions)						IRP	MMRP	IRP	MMRP	IRP	MMRP	IRP	MMRP	IRP	MMRP			

Pennsylvania

FORMERLY USED DEFENSE SITES - TOBYHANNA ARTILLERY RANGE / PA39799F147000

IRP Sites and MRSs by Classification					Study	0	16	0	0	0	0			\$0	\$916	\$0	\$0	\$0	\$0	\$0	\$0	\$0	\$0	FY13	\$0	\$187
Response Complete	0	Response Complete	1		IRA	0(0)	2(2)	0(0)	0(0)					\$0	\$4,353	\$0	\$0	\$0	\$0	\$0	\$0	\$0	FY14	\$0	\$97	
High	0	MRSPP-1	0	MRSPP-7	0	Design	0	1	0	1	0	7		\$0	\$137	\$0	\$27	\$0	\$0	\$0	\$0	FY15	\$0	\$12		
Medium	0	MRSPP-2	0	MRSPP-8	0	RA-C	0	0	0	3	0	6		\$0	\$4,212	\$0	\$4,212	\$0	\$0	\$0	\$0	FY16	\$0	\$12		
Low	0	MRSPP-3	0	Evaluation Pending	15	RA-O	0	0	0	0	0	0		\$0	\$0	\$0	\$0	\$0	\$0	\$0	\$0	FY11-Comp. IRP		\$0		
Not Evaluated	0	MRSPP-4	0	No Known/Suspected	0	LTM	0	0	0	0	0	16		\$0	\$0	\$0	\$0	\$0	\$4	\$0	\$12	FY11-Comp. MMRP		\$93,091		
Not Required	0	MRSPP-5	0	No Longer Required	1	IRP Final RC: FY - MRS Final RC: FY 2034						Total	\$0	\$9,618	\$0	\$4,239	\$0	\$4	\$0	\$12	\$0	\$12	FY11-Complete		\$93,091	
Total IRP Sites	0	MRSPP-6	0	Total MRSs	16																					

IRP Progress in FY10: No IRP sites identified.

IRP Progress Planned for FY11-FY12: No IRP sites identified.

MMRP Progress in FY10: Decision Document for all 16 MRSs was approved by ACSIM on 6 Sept 2010. PBA contract for MM removal in MRS-2B and MRS-2C was awarded at end of FY10 using DASA-ESOH plus-up funds (\$4.03M).

MMRP Progress Planned for FY11-FY12: Perform MEC removal in MRS-2B and MRS-2C. Perform additional investigation and removal in other MRSs if funding is available.

*CTC Delta Reason: C-TECH-Technical Issues, C-REG-Regulatory Issues, C-EST-Estimating Criteria

**Schedule Impact Reason: TECH-Technical, CONT-Contracting, PERS-Personnel, REG-Regulatory, FUND-Funding

Note: Totals reflect installation project funding allocated to individual sites and do not include program management and other support costs.

Table E-6 Status of Installations with FY11 to Completion Cost Estimate Greater Than \$10,000,000

DoD Component - Installation / FFID / NPL or Proposed NPL / BRAC Year / RAB / CTC Delta from FY09*																			
Phase	Completed		Underway		Future		FY10 Schedule Impact**		Costs Through FY10 (\$000)		FY10 Funds Obligated (\$000)		FY11 Execution Planned (\$000)		FY12 Planning Estimate (\$000)		Estimated Costs (\$000)		
	IRP	MMRP	IRP	MMRP	IRP	MMRP	IRP	MMRP	IRP	MMRP	IRP	MMRP	IRP	MMRP	IRP	MMRP	Fiscal Year	IRP	MMRP
	Sites (Actions)						IRP	MMRP	IRP	MMRP	IRP	MMRP	IRP	MMRP	IRP	MMRP			

Puerto Rico

NAVY - PUERTO RICO NAVACT / PR217004000300 / BRAC 1995

IRP Sites and MRSs by Classification				Study	16	0	24	2	0	0			\$14,563	\$2,400	\$6,893	\$608	\$2,228	\$1,803	\$1,874	\$654	FY13	\$630	\$69
Response Complete	6	Response Complete	0	IRA	0(0)	0(0)	0(0)	0(0)					\$4,664	\$0	\$0	\$0	\$825	\$0	\$0	\$0	FY14	\$702	\$0
High	1	MRSPP-1	0	MRSPP-7	1	Design	4	0	7	0	14	2	\$767	\$0	\$122	\$0	\$399	\$0	\$201	\$288	FY15	\$701	\$0
Medium	0	MRSPP-2	0	MRSPP-8	0	RA-C	4	0	11	0	16	2	\$18,566	\$0	\$230	\$0	\$376	\$0	\$9,050	\$1,031	FY16	\$714	\$0
Low	0	MRSPP-3	0	Evaluation Pending	1	RA-O	0	0	3	0	8	0	\$1,762	\$0	\$800	\$0	\$624	\$0	\$975	\$0	FY11-Comp. IRP		\$48,442
Not Evaluated	29	MRSPP-4	0	No Known/Suspected	0	LTM	0	0	0	0	3	1	\$0	\$0	\$0	\$0	\$0	\$0	\$0	\$0	FY11-Comp. MMRP		\$9,627
Not Required	4	MRSPP-5	0	No Longer Required	0	IRP Final RC: FY 2041 MRS Final RC: FY 2017						Total	\$40,322	\$2,400	\$8,045	\$608	\$4,452	\$1,803	\$12,100	\$1,973	FY11-Complete		\$58,069
Total IRP Sites	40	MRSPP-6	0	Total MRSs	2																		

IRP Progress in FY10:	Refer to Page F-125.
IRP Progress Planned for FY11-FY12:	Refer to Page F-125.

MMRP Progress in FY10:	Refer to Page F-125.
MMRP Progress Planned for FY11-FY12:	Refer to Page F-125.

NAVY - ROOSEVELT ROADS CAMP GARCIA / PR217300007400 / NPL / RAB

IRP Sites and MRSs by Classification				Study	11	0	1	0	0	0			\$3,870	\$0	\$1,771	\$0	\$125	\$0	\$0	\$0	FY13	\$993	\$0
Response Complete	11	Response Complete	0	IRA	0(0)	0(0)	1(1)	0(0)					\$1,057	\$0	\$0	\$0	\$0	\$0	\$0	\$0	FY14	\$2,426	\$0
High	0	MRSPP-1	0	MRSPP-7	0	Design	0	0	0	0	1	0	\$463	\$0	\$0	\$0	\$229	\$0	\$0	\$0	FY15	\$560	\$0
Medium	1	MRSPP-2	0	MRSPP-8	0	RA-C	0	0	0	0	1	0	\$1,155	\$0	\$0	\$0	\$0	\$0	\$918	\$0	FY16	\$244	\$0
Low	0	MRSPP-3	0	Evaluation Pending	0	RA-O	0	0	0	0	1	0	\$0	\$0	\$0	\$0	\$0	\$0	\$0	\$0	FY11-Comp. IRP		\$13,178
Not Evaluated	0	MRSPP-4	0	No Known/Suspected	0	LTM	0	0	0	0	1	0	\$0	\$0	\$0	\$0	\$0	\$0	\$0	\$0	FY11-Comp. MMRP		\$0
Not Required	0	MRSPP-5	0	No Longer Required	0	IRP Final RC: FY 2021 MRS Final RC: FY -						Total	\$6,545	\$0	\$1,771	\$0	\$354	\$0	\$918	\$0	FY11-Complete		\$13,178
Total IRP Sites	12	MRSPP-6	0	Total MRSs	0																		

IRP Progress in FY10:	Refer to Page F-129.
IRP Progress Planned for FY11-FY12:	Refer to Page F-129.

MMRP Progress in FY10:	No MMRP sites identified.
MMRP Progress Planned for FY11-FY12:	No MMRP sites identified.

NAVY - VIEQUES EAST / PR217006932100

IRP Sites and MRSs by Classification				Study	0	0	0	17	0	0			\$0	\$19,315	\$0	\$2,966	\$0	\$4,617	\$0	\$3,490	FY13	\$0	\$19,767
Response Complete	0	Response Complete	0	IRA	0(0)	0(0)	0(0)	0(0)					\$0	\$14,575	\$0	\$14,575	\$0	\$13,953	\$0	\$16,198	FY14	\$0	\$21,013
High	0	MRSPP-1	0	MRSPP-7	0	Design	0	0	0	0	15		\$0	\$2,311	\$0	\$0	\$0	\$0	\$0	\$0	FY15	\$0	\$20,832
Medium	0	MRSPP-2	15	MRSPP-8	0	RA-C	0	0	0	0	15		\$0	\$73,707	\$0	\$0	\$0	\$0	\$0	\$0	FY16	\$0	\$21,729
Low	0	MRSPP-3	1	Evaluation Pending	0	RA-O	0	0	0	0	0		\$0	\$0	\$0	\$0	\$0	\$0	\$0	\$0	FY11-Comp. IRP		\$0
Not Evaluated	0	MRSPP-4	1	No Known/Suspected	0	LTM	0	0	0	0	14		\$0	\$0	\$0	\$0	\$0	\$0	\$0	\$0	FY11-Comp. MMRP		\$356,645
Not Required	0	MRSPP-5	0	No Longer Required	0	IRP Final RC: FY - MRS Final RC: FY 2022						Total	\$0	\$109,908	\$0	\$17,541	\$0	\$18,570	\$0	\$19,688	FY11-Complete		\$356,645
Total IRP Sites	0	MRSPP-6	0	Total MRSs	17																		

IRP Progress in FY10:	No IRP sites identified.
IRP Progress Planned for FY11-FY12:	No IRP sites identified.

MMRP Progress in FY10:	Refer to Page F-129.
MMRP Progress Planned for FY11-FY12:	Refer to Page F-129.

*CTC Delta Reason: C-TECH-Technical Issues, C-REG-Regulatory Issues, C-EST-Estimating Criteria

**Schedule Impact Reason: TECH-Technical, CONT-Contracting, PERS-Personnel, REG-Regulatory, FUND-Funding

Note: Totals reflect installation project funding allocated to individual sites and do not include program management and other support costs.

Table E-6 Status of Installations with FY11 to Completion Cost Estimate Greater Than \$10,000,000

DoD Component - Installation / FFID / NPL or Proposed NPL / BRAC Year / RAB / CTC Delta from FY09*																			
Phase	Completed		Underway		Future		FY10 Schedule Impact**		Costs Through FY10 (\$000)		FY10 Funds Obligated (\$000)		FY11 Execution Planned (\$000)		FY12 Planning Estimate (\$000)		Estimated Costs (\$000)		
	IRP	MMRP	IRP	MMRP	IRP	MMRP	IRP	MMRP	IRP	MMRP	IRP	MMRP	IRP	MMRP	IRP	MMRP	Fiscal Year	IRP	MMRP
	Sites (Actions)						IRP	MMRP	IRP	MMRP	IRP	MMRP	IRP	MMRP	IRP	MMRP			

Puerto Rico

NAVY - VIEQUES PUERTO RICO NASD / PR217003172000 / NPL / RAB / C-TECH

IRP Sites and MRSs by Classification					Study	10	0	5	1	1	0			\$10,431	\$6,769	\$339	\$400	\$318	\$120	\$138	\$0	FY13	\$288	\$918
Response Complete	10	Response Complete	0		IRA	2(2)	0(0)	2(2)	0(0)					\$1,911	\$2,000	\$0	\$2,000	\$0	\$1,221	\$0	\$0	FY14	\$350	\$26
High	5	MRSPP-1	0	MRSPP-7	0	0	0	0	0	0	1		\$0	\$581	\$0	\$0	\$0	\$0	\$0	\$112	FY15	\$298	\$27	
Medium	0	MRSPP-2	1	MRSPP-8	0	RA-C	0	0	0	0	0	1	\$2,850	\$1,244	\$0	\$0	\$0	\$0	\$0	\$0	FY16	\$303	\$27	
Low	1	MRSPP-3	0	Evaluation Pending	0	RA-O	0	0	0	0	0	0	\$192	\$0	\$0	\$0	\$0	\$0	\$0	\$0	FY11-Comp. IRP		\$6,221	
Not Evaluated	0	MRSPP-4	0	No Known/Suspected	0	LTM	0	0	0	0	4	1	\$0	\$0	\$0	\$0	\$21	\$0	\$92	\$0	FY11-Comp. MMRP		\$4,578	
Not Required	0	MRSPP-5	0	No Longer Required	0	IRP Final RC: FY 2013 MRS Final RC: FY 2014						Total	\$15,384	\$10,594	\$339	\$2,400	\$339	\$1,341	\$230	\$112	FY11-Complete		\$10,799	
Total IRP Sites	16	MRSPP-6	0	Total MRSs	1																			

<p>IRP Progress in FY10: Refer to Page F-129.</p> <p>IRP Progress Planned for FY11-FY12: Refer to Page F-129.</p>	<p>MMRP Progress in FY10: Refer to Page F-129.</p> <p>MMRP Progress Planned for FY11-FY12: Refer to Page F-129.</p>
---	---

FORMERLY USED DEFENSE SITES - CULEBRA PUERTO RICO / PR29799F414300 / RAB / C-EST

IRP Sites and MRSs by Classification					Study	0	1	1	12	0	0			\$1,347	\$8,590	\$87	\$3,583	\$0	\$300	\$249	\$480	FY13	\$128	\$0
Response Complete	0	Response Complete	1		IRA	0(0)	1(1)	0(0)	0(0)					\$363	\$0	\$0	\$0	\$0	\$0	\$0	\$0	FY14	\$146	\$0
High	1	MRSPP-1	0	MRSPP-7	0	Design	0	0	0	1	1	11	\$0	\$7	\$0	\$0	\$0	\$0	\$0	\$0	\$0	FY15	\$0	\$0
Medium	0	MRSPP-2	3	MRSPP-8	0	RA-C	0	0	0	3	1	9	\$0	\$8,171	\$0	\$0	\$0	\$0	\$0	\$0	\$0	FY16	\$0	\$75
Low	0	MRSPP-3	2	Evaluation Pending	0	RA-O	0	0	0	0	1	0	\$0	\$0	\$0	\$0	\$0	\$0	\$0	\$0	FY11-Comp. IRP		\$1,248	
Not Evaluated	0	MRSPP-4	6	No Known/Suspected	1	LTM	0	0	0	0	0	12	\$0	\$0	\$0	\$0	\$0	\$0	\$0	\$0	FY11-Comp. MMRP		\$79,520	
Not Required	0	MRSPP-5	1	No Longer Required	0	IRP Final RC: FY 2014 MRS Final RC: FY 2052						Total	\$1,710	\$16,768	\$87	\$3,583	\$0	\$300	\$249	\$480	FY11-Complete		\$80,768	
Total IRP Sites	1	MRSPP-6	0	Total MRSs	13																			

<p>IRP Progress in FY10: Continued SI phase work on sediments.</p> <p>IRP Progress Planned for FY11-FY12: Complete SI phase work on sediment. Initiate RI/FS phase.</p>	<p>MMRP Progress in FY10: Continued RI/FS fieldwork on multiple sites.</p> <p>MMRP Progress Planned for FY11-FY12: Continue RI/FS fieldwork on multiple sites.</p>
---	--

FORMERLY USED DEFENSE SITES - DESECHEO ISLAND / PR29799F414400

IRP Sites and MRSs by Classification					Study	0	0	0	1	0	0			\$0	\$240	\$0	\$0	\$0	\$0	\$0	\$0	FY13	\$0	\$0
Response Complete	0	Response Complete	0		IRA	0(0)	0(0)	0(0)	0(0)					\$0	\$0	\$0	\$0	\$0	\$0	\$0	\$0	FY14	\$0	\$0
High	0	MRSPP-1	0	MRSPP-7	0	Design	0	0	0	0	0	1	\$0	\$0	\$0	\$0	\$0	\$0	\$0	\$0	FY15	\$0	\$0	
Medium	0	MRSPP-2	0	MRSPP-8	0	RA-C	0	0	0	0	0	1	\$0	\$0	\$0	\$0	\$0	\$0	\$0	\$0	FY16	\$0	\$0	
Low	0	MRSPP-3	0	Evaluation Pending	1	RA-O	0	0	0	0	0	0	\$0	\$0	\$0	\$0	\$0	\$0	\$0	\$0	FY11-Comp. IRP		\$0	
Not Evaluated	0	MRSPP-4	0	No Known/Suspected	0	LTM	0	0	0	0	0	1	\$0	\$0	\$0	\$0	\$0	\$0	\$0	\$0	FY11-Comp. MMRP		\$11,610	
Not Required	0	MRSPP-5	0	No Longer Required	0	IRP Final RC: FY - MRS Final RC: FY 2072						Total	\$0	\$240	\$0	\$0	\$0	\$0	\$0	\$0	\$0	FY11-Complete		\$11,610
Total IRP Sites	0	MRSPP-6	0	Total MRSs	1																			

<p>IRP Progress in FY10: No IRP sites identified.</p> <p>IRP Progress Planned for FY11-FY12: No IRP sites identified.</p>	<p>MMRP Progress in FY10: No progress reported.</p> <p>MMRP Progress Planned for FY11-FY12: No actions planned.</p>
---	---

*CTC Delta Reason: C-TECH-Technical Issues, C-REG-Regulatory Issues, C-EST-Estimating Criteria

**Schedule Impact Reason: TECH-Technical, CONT-Contracting, PERS-Personnel, REG-Regulatory, FUND-Funding

Note: Totals reflect installation project funding allocated to individual sites and do not include program management and other support costs.

Table E-6 Status of Installations with FY11 to Completion Cost Estimate Greater Than \$10,000,000

DoD Component - Installation / FFID / NPL or Proposed NPL / BRAC Year / RAB / CTC Delta from FY09*																							
Phase	Completed		Underway		Future		FY10 Schedule Impact**		Costs Through FY10 (\$000)		FY10 Funds Obligated (\$000)		FY11 Execution Planned (\$000)		FY12 Planning Estimate (\$000)		Estimated Costs (\$000)						
	IRP	MMRP	IRP	MMRP	IRP	MMRP	IRP	MMRP	IRP	MMRP	IRP	MMRP	IRP	MMRP	IRP	MMRP	Fiscal Year	IRP	MMRP				
	Sites (Actions)																IRP	MMRP	IRP	MMRP	IRP	MMRP	IRP

Puerto Rico

◆ **FORMERLY USED DEFENSE SITES - NAVAL STATION SAN JUAN / PR29799F417600 / C-EST**

IRP Sites and MRSs by Classification				Study	2	0	0	0	0	0	0			\$2,169	\$0	\$0	\$0	\$0	\$0	\$0	\$0	\$0	FY13	\$1,694	\$0
Response Complete	1	Response Complete	0	IRA	1(1)	0(0)	0(0)	0(0)						\$15	\$0	\$0	\$0	\$0	\$0	\$0	\$0	\$0	FY14	\$2,472	\$0
High	1	MRSPP-1	0	MRSPP-7	0	0	1	0	0	0	0			\$250	\$0	\$0	\$0	\$0	\$0	\$0	\$541	FY15	\$2,709	\$0	
Medium	0	MRSPP-2	0	MRSPP-8	0	RA-C	0	0	1	0	0	0		\$4,736	\$0	\$251	\$0	\$0	\$0	\$0	\$635	FY16	\$1,070	\$0	
Low	0	MRSPP-3	0	Evaluation Pending	0	RA-O	0	0	0	0	1	0		\$0	\$0	\$0	\$0	\$0	\$0	\$0	\$0	FY11-Comp. IRP		\$13,129	
Not Evaluated	0	MRSPP-4	0	No Known/Suspected	0	LTM	0	0	0	0	0	0		\$26	\$0	\$0	\$0	\$0	\$0	\$0	\$0	FY11-Comp. MMRP		\$0	
Not Required	0	MRSPP-5	0	No Longer Required	0	IRP Final RC: FY 2020 MRS Final RC: FY -						Total	\$7,196	\$0	\$251	\$0	\$0	\$0	\$0	\$1,176	\$0	FY11-Complete		\$13,129	
Total IRP Sites	2	MRSPP-6	0	Total MRSs	0																				

IRP Progress in FY10: Continued remedial action efforts at waste disposal site.

IRP Progress Planned for FY11-FY12: Continued remedial action efforts at waste disposal site if funds are available.

MMRP Progress in FY10: No MMRP sites identified.

MMRP Progress Planned for FY11-FY12: No MMRP sites identified.

◆ **FORMERLY USED DEFENSE SITES - PUERTO RICO BOMB RANGE / PR29799F726600**

IRP Sites and MRSs by Classification				Study	0	0	0	1	0	0			\$0	\$142	\$0	\$16	\$0	\$0	\$0	\$0	\$0	\$0	FY13	\$0	\$0
Response Complete	0	Response Complete	0	IRA	0(0)	0(0)	0(0)	0(0)						\$0	\$0	\$0	\$0	\$0	\$0	\$0	\$0	FY14	\$0	\$0	
High	0	MRSPP-1	0	MRSPP-7	0	Design	0	0	0	0	0	1		\$0	\$0	\$0	\$0	\$0	\$0	\$0	\$0	FY15	\$0	\$0	
Medium	0	MRSPP-2	0	MRSPP-8	0	RA-C	0	0	0	0	0	1		\$0	\$0	\$0	\$0	\$0	\$0	\$0	\$0	FY16	\$0	\$0	
Low	0	MRSPP-3	0	Evaluation Pending	1	RA-O	0	0	0	0	0	0		\$0	\$0	\$0	\$0	\$0	\$0	\$0	\$0	FY11-Comp. IRP		\$0	
Not Evaluated	0	MRSPP-4	0	No Known/Suspected	0	LTM	0	0	0	0	0	1		\$0	\$0	\$0	\$0	\$0	\$0	\$0	\$0	FY11-Comp. MMRP		\$10,444	
Not Required	0	MRSPP-5	0	No Longer Required	0	IRP Final RC: FY - MRS Final RC: FY 2030						Total	\$0	\$142	\$0	\$16	\$0	\$0	\$0	\$0	\$0	\$0	FY11-Complete		\$10,444
Total IRP Sites	0	MRSPP-6	0	Total MRSs	1																				

IRP Progress in FY10: No IRP sites identified.

IRP Progress Planned for FY11-FY12: No IRP sites identified.

MMRP Progress in FY10: FY 2008 Conducted 1st TPP meeting with primary stakeholders. Develop Final TPP memorandum; obtain necessary Rights-of-Entry; conduct field investigations; complete Draft and Final MMRP-SI Reports; conduct 2nd TPP meeting; MMRP-SI project completed.

MMRP Progress Planned for FY11-FY12: Program funding for RI/FS as required. Many endangered species concerns in surrounding waters and on island terrain on island is challenging.

*CTC Delta Reason: C-TECH-Technical Issues, C-REG-Regulatory Issues, C-EST-Estimating Criteria

**Schedule Impact Reason: TECH-Technical, CONT-Contracting, PERS-Personnel, REG-Regulatory, FUND-Funding

Note: Totals reflect installation project funding allocated to individual sites and do not include program management and other support costs.

Table E-6 Status of Installations with FY11 to Completion Cost Estimate Greater Than \$10,000,000

DoD Component - Installation / FFID / NPL or Proposed NPL / BRAC Year / RAB / CTC Delta from FY09*																			
Phase	Completed		Underway		Future		FY10 Schedule Impact**		Costs Through FY10 (\$000)		FY10 Funds Obligated (\$000)		FY11 Execution Planned (\$000)		FY12 Planning Estimate (\$000)		Estimated Costs (\$000)		
	IRP	MMRP	IRP	MMRP	IRP	MMRP	IRP	MMRP	IRP	MMRP	IRP	MMRP	IRP	MMRP	IRP	MMRP	Fiscal Year	IRP	MMRP
	Sites (Actions)						IRP	MMRP	IRP	MMRP	IRP	MMRP	IRP	MMRP	IRP	MMRP			

Rhode Island

NAVY - DAVISVILLE NCBC / RI117002203600 / NPL / BRAC 1991 / RAB / C-EST

IRP Sites and MRSs by Classification				Study	23	0	2	0	0	0			\$34,498	\$0	\$954	\$0	\$0	\$0	\$0	\$0	FY13	\$451	\$0
Response Complete	18	Response Complete	0	IRA	0(0)	0(0)	0(0)	0(0)					\$1,566	\$0	\$0	\$0	\$0	\$0	\$0	\$0	FY14	\$461	\$0
High	0	MRSPP-1	0	MRSPP-7	0	Design	11	0	0	0	1	0	\$3,147	\$0	\$0	\$0	\$0	\$0	\$558	\$0	FY15	\$305	\$0
Medium	0	MRSPP-2	0	MRSPP-8	0	RA-C	11	0	0	0	1	0	\$14,471	\$0	\$0	\$0	\$0	\$0	\$743	\$0	FY16	\$310	\$0
Low	2	MRSPP-3	0	Evaluation Pending	0	RA-O	0	0	2	0	1	0	\$2,019	\$0	\$1,303	\$0	\$0	\$0	\$0	\$0	FY11-Comp. IRP		\$15,526
Not Evaluated	0	MRSPP-4	0	No Known/Suspected	0	LTM	2	0	3	0	0	0	\$10,776	\$0	\$1,258	\$0	\$622	\$0	\$1,221	\$0	FY11-Comp. MMRP		\$0
Not Required	5	MRSPP-5	0	No Longer Required	0	IRP Final RC: FY 2043 MRS Final RC: FY -						Total	\$66,477	\$0	\$3,515	\$0	\$622	\$0	\$2,522	\$0	FY11-Complete		\$15,526
Total IRP Sites	25	MRSPP-6	0	Total MRSs	0	Five-Year Review Completed and Planned for Future																	

IRP Progress in FY10: Refer to Page F-40.

IRP Progress Planned for FY11-FY12: Refer to Page F-40.

MMRP Progress in FY10: No MMRP sites identified.

MMRP Progress Planned for FY11-FY12: No MMRP sites identified.

NAVY - NEWPORT NETC / RI117002424300 / NPL / RAB

IRP Sites and MRSs by Classification				Study	19	1	11	1	1	0	REG	REG	\$28,661	\$439	\$1,822	\$97	\$721	\$879	\$543	\$327	FY13	\$9,573	\$0
Response Complete	14	Response Complete	1	IRA	11(14)	0(0)	0(0)	0(0)					\$19,980	\$0	\$0	\$0	\$0	\$0	\$0	\$0	FY14	\$3,830	\$0
High	7	MRSPP-1	0	MRSPP-7	0	Design	4	0	2	0	8	1	\$1,976	\$0	\$368	\$0	\$994	\$0	\$330	\$0	FY15	\$2,162	\$843
Medium	3	MRSPP-2	0	MRSPP-8	0	RA-C	7	0	0	0	12	1	\$52,550	\$0	\$0	\$0	\$2,542	\$0	\$7,382	\$0	FY16	\$1,162	\$0
Low	2	MRSPP-3	0	Evaluation Pending	1	RA-O	0	0	2	0	7	0	\$3,844	\$0	\$185	\$0	\$72	\$0	\$454	\$0	FY11-Comp. IRP		\$37,135
Not Evaluated	2	MRSPP-4	0	No Known/Suspected	0	LTM	4	0	1	0	3	0	\$1,014	\$0	\$0	\$0	\$60	\$0	\$131	\$0	FY11-Comp. MMRP		\$2,049
Not Required	3	MRSPP-5	0	No Longer Required	1	IRP Final RC: FY 2041 MRS Final RC: FY 2041						Total	\$108,025	\$439	\$2,375	\$97	\$4,389	\$879	\$8,840	\$327	FY11-Complete		\$39,184
Total IRP Sites	31	MRSPP-6	0	Total MRSs	2	Five-Year Review Completed																	

IRP Progress in FY10: Refer to Page F-131.

IRP Progress Planned for FY11-FY12: Refer to Page F-131.

MMRP Progress in FY10: Refer to Page F-131.

MMRP Progress Planned for FY11-FY12: Refer to Page F-131.

FORMERLY USED DEFENSE SITES - NIKE PR-79 / RI19799F211500

IRP Sites and MRSs by Classification				Study	1	0	1	0	0	0			\$564	\$0	\$94	\$0	\$799	\$0	\$731	\$0	FY13	\$785	\$0
Response Complete	1	Response Complete	0	IRA	0(0)	0(0)	0(0)	0(0)					\$0	\$0	\$0	\$0	\$0	\$0	\$0	\$0	FY14	\$194	\$0
High	1	MRSPP-1	0	MRSPP-7	0	Design	1	0	0	0	1	0	\$41	\$0	\$0	\$0	\$0	\$0	\$0	\$0	FY15	\$151	\$0
Medium	0	MRSPP-2	0	MRSPP-8	0	RA-C	1	0	0	0	1	0	\$94	\$0	\$0	\$0	\$0	\$0	\$0	\$0	FY16	\$787	\$0
Low	0	MRSPP-3	0	Evaluation Pending	0	RA-O	0	0	0	0	1	0	\$0	\$0	\$0	\$0	\$0	\$0	\$0	\$0	FY11-Comp. IRP		\$15,534
Not Evaluated	0	MRSPP-4	0	No Known/Suspected	0	LTM	0	0	0	0	1	0	\$0	\$0	\$0	\$0	\$0	\$0	\$0	\$0	FY11-Comp. MMRP		\$0
Not Required	0	MRSPP-5	0	No Longer Required	0	IRP Final RC: FY 2019 MRS Final RC: FY -						Total	\$699	\$0	\$94	\$0	\$799	\$0	\$731	\$0	FY11-Complete		\$15,534
Total IRP Sites	2	MRSPP-6	0	Total MRSs	0																		

IRP Progress in FY10: A comprehensive residential well sampling program was instituted in FY10 in order to gain an understanding of the extent of GW contamination at the site.

IRP Progress Planned for FY11-FY12: A contract will be awarded in FY11 to complete a RI/FS for the project. It is anticipated that RI a work plan and associated field work will be completed in FY11. The risk assessment and RI report and FS will be completed in FY12.

MMRP Progress in FY10: No MMRP sites identified.

MMRP Progress Planned for FY11-FY12: No MMRP sites identified.

*CTC Delta Reason: C-TECH-Technical Issues, C-REG-Regulatory Issues, C-EST-Estimating Criteria

**Schedule Impact Reason: TECH-Technical, CONT-Contracting, PERS-Personnel, REG-Regulatory, FUND-Funding

Note: Totals reflect installation project funding allocated to individual sites and do not include program management and other support costs.

Table E-6 Status of Installations with FY11 to Completion Cost Estimate Greater Than \$10,000,000

DoD Component - Installation / FFID / NPL or Proposed NPL / BRAC Year / RAB / CTC Delta from FY09*																			
Phase	Completed		Underway		Future		FY10 Schedule Impact**		Costs Through FY10 (\$000)		FY10 Funds Obligated (\$000)		FY11 Execution Planned (\$000)		FY12 Planning Estimate (\$000)		Estimated Costs (\$000)		
	IRP	MMRP	IRP	MMRP	IRP	MMRP	IRP	MMRP	IRP	MMRP	IRP	MMRP	IRP	MMRP	IRP	MMRP	Fiscal Year	IRP	MMRP
	Sites (Actions)						IRP	MMRP	IRP	MMRP	IRP	MMRP	IRP	MMRP	IRP	MMRP			

Rhode Island

FORMERLY USED DEFENSE SITES - QUONSET POINT NAS / RI19799F210900

IRP Sites and MRSs by Classification				Study	12	0	3	0	0	0			\$13,186	\$0	\$726	\$0	\$819	\$0	\$762	\$0	FY13	\$1,913	\$0			
Response Complete	10	Response Complete	0	IRA	3(3)	0(0)	0(0)	0(0)					\$22	\$0	\$0	\$0	\$0	\$0	\$0	\$0	FY14	\$1,151	\$0			
High	4	MRSPP-1	0	MRSPP-7	0	Design	8	0	2	0	1	0	\$1,390	\$0	\$0	\$0	\$0	\$0	\$189	\$0	FY15	\$1,995	\$0			
Medium	0	MRSPP-2	0	MRSPP-8	0	RA-C	7	0	3	0	1	0	\$9,222	\$0	\$516	\$0	\$34	\$0	\$40	\$0	FY16	\$1,400	\$0			
Low	0	MRSPP-3	0	Evaluation Pending	0	RA-O	1	0	0	0	2	0	\$0	\$0	\$0	\$0	\$0	\$0	\$0	\$0	FY11-Comp. IRP		\$23,875			
Not Evaluated	0	MRSPP-4	0	No Known/Suspected	0	LTM	0	0	2	0	3	0	\$2,127	\$0	\$202	\$0	\$233	\$0	\$188	\$0	FY11-Comp. MMRP		\$0			
Not Required	1	MRSPP-5	0	No Longer Required	0	IRP Final RC: FY 2017					MRS Final RC: FY -					Total	\$25,947	\$0	\$1,444	\$0	\$1,086	\$0	\$1,179	\$0	FY11-Complete	\$23,875
Total IRP Sites	15	MRSPP-6	0	Total MRSs	0	Five-Year Review Planned for Future																				

IRP Progress in FY10: Kiefer Park(12)- RI/FS work plan completed; Aqua Tank(11) - RA-C completed and LTM was started; Nike PR-58(05)-RI field work completed & report preparation underway; Cp Ave. Dump site(07)-LTM continued and 5-Yr Rvw drafted; EB/PRP(18)-DOJ has case on hold pending outcome of another case and it's impact to this project.

IRP Progress Planned for FY11-FY12: Kiefer(12)- RI/FS field work to be completed w/cleanup alternatives to be proposed; Aqua Tank(11)-LTM will continue until RI State standards are met;PR-58(05)-RI Report will be completed with FS preparation to begin; Cammp Ave(07)-LTM continued and 5-Yr Rvw to be finalized; EB/PRP(18)-Support to DOJ will be re-initiated if case is reopened.

MMRP Progress in FY10: No MMRP sites identified.

MMRP Progress Planned for FY11-FY12: No MMRP sites identified.

*CTC Delta Reason: C-TECH-Technical Issues, C-REG-Regulatory Issues, C-EST-Estimating Criteria

**Schedule Impact Reason: TECH-Technical, CONT-Contracting, PERS-Personnel, REG-Regulatory, FUND-Funding

Note: Totals reflect installation project funding allocated to individual sites and do not include program management and other support costs.

Table E-6 Status of Installations with FY11 to Completion Cost Estimate Greater Than \$10,000,000

DoD Component - Installation / FFID / NPL or Proposed NPL / BRAC Year / RAB / CTC Delta from FY09*																			
Phase	Completed		Underway		Future		FY10 Schedule Impact**		Costs Through FY10 (\$000)		FY10 Funds Obligated (\$000)		FY11 Execution Planned (\$000)		FY12 Planning Estimate (\$000)		Estimated Costs (\$000)		
	IRP	MMRP	IRP	MMRP	IRP	MMRP	IRP	MMRP	IRP	MMRP	IRP	MMRP	IRP	MMRP	IRP	MMRP	Fiscal Year	IRP	MMRP
	Sites (Actions)						IRP	MMRP	IRP	MMRP	IRP	MMRP	IRP	MMRP	IRP	MMRP			

South Carolina

NAVY - BEAUFORT MCAS / SC417302320900 / C-TECH

IRP Sites and MRSs by Classification				Study	35	3	7	2	3	0			\$6,858	\$1,464	\$0	\$614	\$1,200	\$0	\$891	\$332	FY13	\$2,439	\$785
Response Complete	20	Response Complete	2	IRA	4(4)	0(0)	1(1)	0(0)					\$728	\$0	\$0	\$0	\$0	\$0	\$352	\$0	FY14	\$4,962	\$0
High	0	MRSPP-1	0	MRSPP-7	0	Design	3	0	0	0	0		\$101	\$0	\$0	\$0	\$0	\$0	\$0	\$0	FY15	\$3,697	\$0
Medium	7	MRSPP-2	0	MRSPP-8	0	RA-C	5	0	1	0	1	3	\$910	\$0	\$335	\$0	\$571	\$0	\$0	\$0	FY16	\$969	\$0
Low	3	MRSPP-3	0	Evaluation Pending	3	RA-O	3	0	7	0	2	0	\$3,227	\$0	\$612	\$0	\$553	\$0	\$405	\$0	FY11-Comp. IRP		\$34,246
Not Evaluated	1	MRSPP-4	0	No Known/Suspected	0	LTM	1	0	3	0	12	3	\$534	\$0	\$189	\$0	\$93	\$0	\$315	\$0	FY11-Comp. MMRP		\$2,282
Not Required	14	MRSPP-5	0	No Longer Required	2	IRP Final RC: FY 2041 MRS Final RC: FY 2021					Total	\$12,358	\$1,464	\$1,136	\$614	\$2,417	\$0	\$1,963	\$332	FY11-Complete		\$36,528	
Total IRP Sites	45	MRSPP-6	0	Total MRSs	5																		

<p>IRP Progress in FY10: CMS preparation for SWMU's 3, 5, 6, 8, and 14 is in progress but most are delayed by implementation of UFP-SAP reqmts. Phase II RFI awarded for AOC-C. GW monitoring in progress at UST 3, 6, 9, 11 and 13. CMS in preparation for UST 15, delayed by UFP-SAP.</p> <p>IRP Progress Planned for FY11-FY12: Soil/waste removal actions scheduled for SWMU's 5 and 12. Stream bank stabilization scheduled for SWMU 3. Completion of CMS's and continued GW monitoring of UST sites. Addition of Laurel Bay heating oil tank remediation work.</p>	<p>MMRP Progress in FY10: RFA/SI awarded at UXO 1 and 2. Preliminary RFI work awarded at UXO 2.</p> <p>MMRP Progress Planned for FY11-FY12: Award completion of RFI/CMS work at UXO 2 and RFI/CMS for UXO 1.</p>
--	--

NAVY - CHARLESTON NWS / SC417002262000 / RAB / C-TECH

IRP Sites and MRSs by Classification				Study	52	0	15	7	1	0	FUND	FUND	\$19,842	\$1,495	\$0	\$0	\$0	\$0	\$0	\$0	FY13	\$5,297	\$0
Response Complete	40	Response Complete	0	IRA	18(18)	0(0)	0(0)	0(0)					\$5,477	\$0	\$0	\$0	\$0	\$0	\$0	\$0	FY14	\$3,010	\$0
High	1	MRSPP-1	0	MRSPP-7	0	Design	2	0	0	0	0		\$257	\$0	\$0	\$0	\$0	\$0	\$0	\$0	FY15	\$1,174	\$0
Medium	6	MRSPP-2	0	MRSPP-8	0	RA-C	8	0	1	0	0	0	\$4,173	\$0	\$0	\$0	\$0	\$0	\$0	\$0	FY16	\$0	\$0
Low	9	MRSPP-3	0	Evaluation Pending	7	RA-O	6	0	0	0	0	0	\$5,332	\$0	\$0	\$0	\$3,487	\$0	\$1,140	\$0	FY11-Comp. IRP		\$14,108
Not Evaluated	0	MRSPP-4	0	No Known/Suspected	0	LTM	4	0	9	0	6	7	\$3,168	\$0	\$420	\$0	\$0	\$0	\$0	\$0	FY11-Comp. MMRP		\$0
Not Required	12	MRSPP-5	0	No Longer Required	0	IRP Final RC: FY 2040 MRS Final RC: FY 2021					Total	\$38,249	\$1,495	\$420	\$0	\$3,487	\$0	\$1,140	\$0	FY11-Complete		\$14,108	
Total IRP Sites	68	MRSPP-6	0	Total MRSs	7																		

<p>IRP Progress in FY10: Continued LTM of PRB/phyto @ SWMU 12 and groundwater monitoring at SWMUs 3, 10, 14, 18, 23, 24, and 36. Submitted CMS for SWMU 16 & 17. Completed RFI field work at SWMU 30 and 48. Conducted DQO Meeting for SWMU 49 and 62 RFI.</p> <p>IRP Progress Planned for FY11-FY12: Continue LTM and eval of PRB/phyto@t SWMU 12. Implement soil remedy for SWMU 17. Complete RFI Report for SWMU 30 and 48. Complete UFP-SAP for SWMU 49 and 62 RFI. Continue LTM @ SWMUs 3, 10, 14, 18, 23, 24, 36.</p>	<p>MMRP Progress in FY10: Submitted SI Report for SWMU 82 and AOC O. Completed UFP-SAP and started field work for the SI for UXO 2, 3, 5, 6, and 7.</p> <p>MMRP Progress Planned for FY11-FY12: Finalize SI Report for SWMU 82 and AOC O. Complete SI Report at UXO 2, 3, 5, 6, and 7.</p>
---	--

NAVY - PARRIS ISLAND MCRD / SC417302276300 / NPL / RAB

IRP Sites and MRSs by Classification				Study	18	1	8	7	0	0			\$6,097	\$3,102	\$731	\$0	\$0	\$0	\$650	\$141	FY13	\$589	\$752
Response Complete	12	Response Complete	0	IRA	7(7)	0(0)	0(0)	0(0)					\$2,187	\$0	\$0	\$0	\$417	\$0	\$309	\$0	FY14	\$369	\$17
High	2	MRSPP-1	0	MRSPP-7	0	Design	3	0	0	0	0		\$111	\$0	\$0	\$0	\$0	\$0	\$0	\$0	FY15	\$393	\$17
Medium	2	MRSPP-2	0	MRSPP-8	0	RA-C	5	0	1	0	0	7	\$11,418	\$0	\$197	\$0	\$0	\$0	\$0	\$157	FY16	\$402	\$159
Low	5	MRSPP-3	0	Evaluation Pending	8	RA-O	3	0	0	0	2	1	\$270	\$0	\$0	\$0	\$0	\$0	\$35	\$0	FY11-Comp. IRP		\$8,168
Not Evaluated	0	MRSPP-4	0	No Known/Suspected	0	LTM	2	0	4	0	4	6	\$3,301	\$0	\$597	\$0	\$81	\$0	\$213	\$0	FY11-Comp. MMRP		\$4,385
Not Required	5	MRSPP-5	0	No Longer Required	0	IRP Final RC: FY 2040 MRS Final RC: FY 2021					Total	\$23,384	\$3,102	\$1,525	\$0	\$498	\$0	\$1,207	\$298	FY11-Complete		\$12,553	
Total IRP Sites	26	MRSPP-6	0	Total MRSs	8	Five-Year Review Underway																	

<p>IRP Progress in FY10: Refer to Page F-146.</p> <p>IRP Progress Planned for FY11-FY12: Refer to Page F-146.</p>	<p>MMRP Progress in FY10: Refer to Page F-146.</p> <p>MMRP Progress Planned for FY11-FY12: Refer to Page F-146.</p>
---	---

*CTC Delta Reason: C-TECH-Technical Issues, C-REG-Regulatory Issues, C-EST-Estimating Criteria

**Schedule Impact Reason: TECH-Technical, CONT-Contracting, PERS-Personnel, REG-Regulatory, FUND-Funding

Note: Totals reflect installation project funding allocated to individual sites and do not include program management and other support costs.

Table E-6 Status of Installations with FY11 to Completion Cost Estimate Greater Than \$10,000,000

DoD Component - Installation / FFID / NPL or Proposed NPL / BRAC Year / RAB / CTC Delta from FY09*																			
Phase	Completed		Underway		Future		FY10 Schedule Impact**		Costs Through FY10 (\$000)		FY10 Funds Obligated (\$000)		FY11 Execution Planned (\$000)		FY12 Planning Estimate (\$000)		Estimated Costs (\$000)		
	IRP	MMRP	IRP	MMRP	IRP	MMRP	IRP	MMRP	IRP	MMRP	IRP	MMRP	IRP	MMRP	IRP	MMRP	Fiscal Year	IRP	MMRP
	Sites (Actions)						IRP	MMRP	IRP	MMRP	IRP	MMRP	IRP	MMRP	IRP	MMRP			

South Carolina

AIR FORCE - CHARLESTON AIR FORCE BASE / SC457182446000 / C-EST

IRP Sites and MRSs by Classification				Study	44	0	0	0	40	0			\$8,661	\$0	\$0	\$0	\$66	\$0	\$0	\$0	FY13	\$838	\$0	
Response Complete	40	Response Complete	0	IRA	7(11)	0(0)	0(0)	0(0)					\$8,038	\$0	\$0	\$0	\$0	\$0	\$0	\$0	FY14	\$791	\$0	
High	0	MRSPP-1	0	MRSPP-7	0	Design	1	0	0	0	1	0	\$693	\$0	\$0	\$0	\$0	\$0	\$117	\$0	FY15	\$809	\$0	
Medium	0	MRSPP-2	0	MRSPP-8	0	RA-C	6	0	1	0	1	0	\$12,460	\$0	\$0	\$0	\$0	\$0	\$0	\$0	FY16	\$12,863	\$0	
Low	0	MRSPP-3	0	Evaluation Pending	0	RA-O	1	0	0	0	1	0	\$819	\$0	\$0	\$0	\$0	\$0	\$0	\$0	FY11-Comp. IRP	\$22,483	\$0	
Not Evaluated	40	MRSPP-4	0	No Known/Suspected	0	LTM	1	0	19	0	7	0	\$8,407	\$0	\$1,517	\$0	\$602	\$0	\$843	\$0	FY11-Comp. MMRP	\$0	\$0	
Not Required	4	MRSPP-5	0	No Longer Required	0	IRP Final RC: FY 2018 MRS Final RC: FY -						Total	\$39,078	\$0	\$1,517	\$0	\$668	\$0	\$960	\$0	FY11-Complete	\$22,483	\$0	
Total IRP Sites	84	MRSPP-6	0	Total MRSs	0																			

IRP Progress in FY10: LF-06 Cover Maintenance and Monitoring; Basewide IRP Site LTM; LTM @ OT16, ST27, SS43; MON WELL CONST, MAINT & Abandonment; CTC Contract Support; and PCO AT 8 SITES.

IRP Progress Planned for FY11-FY12: Zone 4 (SS042) PBC; LF-06 Cover Maintenance and Monitoring; Basewide IRP Site LTM; LTM @ OT16, ST27, SS43; MON Well Const, Maint & Abandonment; GETTA CTC Contract Support; and GETTA Site File Management.

MMRP Progress in FY10: No MMRP sites identified.

MMRP Progress Planned for FY11-FY12: No MMRP sites identified.

AIR FORCE - SHAW AIR FORCE BASE / SC457212446000 / BRAC 2005 Realignment / RAB / C-REG / C-EST

IRP Sites and MRSs by Classification				Study	31	1	2	0	6	0			\$19,482	\$0	\$1,569	\$0	\$1,886	\$0	\$0	\$0	FY13	\$2,401	\$0	
Response Complete	27	Response Complete	1	IRA	7(15)	0(0)	0(0)	0(0)					\$5,846	\$0	\$0	\$0	\$0	\$0	\$0	\$0	FY14	\$1,636	\$0	
High	0	MRSPP-1	0	MRSPP-7	0	Design	8	0	0	0	1	0	\$17,094	\$0	\$1,224	\$0	\$95	\$0	\$0	\$0	FY15	\$2,021	\$0	
Medium	0	MRSPP-2	0	MRSPP-8	0	RA-C	6	0	0	0	1	0	\$10,483	\$0	\$0	\$0	\$2,569	\$0	\$0	\$0	FY16	\$4,267	\$0	
Low	2	MRSPP-3	0	Evaluation Pending	0	RA-O	8	0	3	0	1	0	\$24,129	\$0	\$1,178	\$0	\$2,114	\$0	\$1,623	\$0	FY11-Comp. IRP	\$33,207	\$0	
Not Evaluated	6	MRSPP-4	0	No Known/Suspected	0	LTM	2	0	11	0	2	0	\$1,005	\$0	\$0	\$0	\$0	\$0	\$0	\$0	FY11-Comp. MMRP	\$0	\$0	
Not Required	4	MRSPP-5	0	No Longer Required	1	IRP Final RC: FY 2039 MRS Final RC: FY 2002						Total	\$78,039	\$0	\$3,971	\$0	\$6,664	\$0	\$1,623	\$0	FY11-Complete	\$33,207	\$0	
Total IRP Sites	39	MRSPP-6	0	Total MRSs	1																			

IRP Progress in FY10: Initiated RD/RA for SS-36 and continue RA-O for Multiple Sites

IRP Progress Planned for FY11-FY12: Proceed with CG-38 RI/FS/RD/RA activities

MMRP Progress in FY10: No MMRP work was performed at this installation.

MMRP Progress Planned for FY11-FY12: No MMRP work planned for this installation.

FORMERLY USED DEFENSE SITES - CONWAY BMB&GUNRY RNG / SC49799F492900

IRP Sites and MRSs by Classification				Study	0	0	0	1	1	0			\$11	\$3,159	\$0	\$69	\$0	\$636	\$0	\$594	FY13	\$40	\$484	
Response Complete	0	Response Complete	0	IRA	0(0)	1(1)	0(0)	0(0)					\$0	\$5,307	\$0	\$0	\$0	\$0	\$0	\$0	FY14	\$0	\$828	
High	0	MRSPP-1	0	MRSPP-7	0	Design	0	0	0	1	0	0	\$0	\$125	\$0	\$0	\$0	\$0	\$0	\$0	FY15	\$0	\$789	
Medium	0	MRSPP-2	0	MRSPP-8	0	RA-C	0	0	1	1	0	0	\$110	\$174	\$18	\$0	\$40	\$0	\$40	\$0	FY16	\$0	\$830	
Low	0	MRSPP-3	0	Evaluation Pending	1	RA-O	0	0	0	0	0	0	\$0	\$0	\$0	\$0	\$0	\$0	\$0	\$0	FY11-Comp. IRP	\$120	\$0	
Not Evaluated	0	MRSPP-4	0	No Known/Suspected	0	LTM	0	0	0	0	0	1	\$0	\$0	\$0	\$0	\$0	\$0	\$0	\$0	FY11-Comp. MMRP	\$71,055	\$0	
Not Required	1	MRSPP-5	0	No Longer Required	0	IRP Final RC: FY - MRS Final RC: FY 2037						Total	\$121	\$8,765	\$18	\$69	\$40	\$636	\$40	\$594	FY11-Complete	\$71,175	\$0	
Total IRP Sites	1	MRSPP-6	0	Total MRSs	1																			

IRP Progress in FY10: Settlement on one PRP claim almost complete.

IRP Progress Planned for FY11-FY12: Continue PRP investigation and negotiations on new claim.

MMRP Progress in FY10: RI/FS pending due to new PRP claims.

MMRP Progress Planned for FY11-FY12: Complete RI/FS depending on funding.

*CTC Delta Reason: C-TECH-Technical Issues, C-REG-Regulatory Issues, C-EST-Estimating Criteria

**Schedule Impact Reason: TECH-Technical, CONT-Contracting, PERS-Personnel, REG-Regulatory, FUND-Funding

Note: Totals reflect installation project funding allocated to individual sites and do not include program management and other support costs.

Table E-6 Status of Installations with FY11 to Completion Cost Estimate Greater Than \$10,000,000

DoD Component - Installation / FFID / NPL or Proposed NPL / BRAC Year / RAB / CTC Delta from FY09*															Estimated Costs (\$000)							
Phase	Completed				Underway				Future		FY10 Schedule Impact**	Costs Through FY10 (\$000)		FY10 Funds Obligated (\$000)		FY11 Execution Planned (\$000)		FY12 Planning Estimate (\$000)		Estimated Costs (\$000)		
	IRP	MMRP	IRP	MMRP	IRP	MMRP	IRP	MMRP	IRP	MMRP	IRP	MMRP	IRP	MMRP	IRP	MMRP	IRP	MMRP	Fiscal Year	IRP	MMRP	
	Sites (Actions)										IRP	MMRP	IRP	MMRP	IRP	MMRP	IRP	MMRP	IRP	MMRP		

South Carolina

FORMERLY USED DEFENSE SITES - CP CROFT / SC49799F492600 / RAB

IRP Sites and MRSs by Classification										Study	1	0	1	1	0	0			\$3,343	\$1,285	\$211	\$0	\$169	\$662	\$367	\$613	FY13	\$0	\$445	
Response Complete	1	Response Complete	0							IRA	0(0)	1(1)	0(0)	0(0)					\$1,433	\$0	\$0	\$0	\$0	\$0	\$0	\$0	FY14	\$116	\$0	
High	0	MRSPP-1	0	MRSPP-7	0	Design	1	0	0	1	1	0							\$78	\$10	\$0	\$0	\$0	\$0	\$0	\$0	FY15	\$679	\$700	
Medium	1	MRSPP-2	0	MRSPP-8	0	RA-C	1	0	0	1	1	0							\$3,319	\$10,759	\$0	\$1,479	\$0	\$0	\$0	\$0	FY16	\$679	\$200	
Low	0	MRSPP-3	0	Evaluation Pending	1	RA-O	0	0	0	0	0	0							\$0	\$0	\$0	\$0	\$0	\$0	\$0	\$0	FY11-Comp. IRP		\$6,824	
Not Evaluated	0	MRSPP-4	0	No Known/Suspected	0	LTM	1	0	0	0	1	1							\$3	\$0	\$3	\$0	\$0	\$0	\$0	\$0	FY11-Comp. MMRP		\$20,795	
Not Required	0	MRSPP-5	0	No Longer Required	0																									
Total IRP Sites	2	MRSPP-6	0	Total MRSs	1														Total	\$8,176	\$12,054	\$214	\$1,479	\$169	\$662	\$367	\$613	FY11-Complete		\$27,619
IRP Progress in FY10: Continued SI phase work on landfill site.										MMRP Progress in FY10: Completed all removal actions recommended in the EE/CA.																				
IRP Progress Planned for FY11-FY12: Complete SI and initiate RI/FS phase work.										MMRP Progress Planned for FY11-FY12: Initiate RI/FS depending on available funding.																				

FORMERLY USED DEFENSE SITES - C-STON BOMBING RNG 1 / SC49799F493300

IRP Sites and MRSs by Classification										Study	0	0	0	1	0	0			\$0	\$162	\$0	\$0	\$0	\$0	\$0	\$0	FY13	\$0	\$0		
Response Complete	0	Response Complete	0							IRA	0(0)	0(0)	0(0)	0(0)					\$0	\$0	\$0	\$0	\$0	\$0	\$0	\$0	FY14	\$0	\$0		
High	0	MRSPP-1	0	MRSPP-7	0	Design	0	0	0	0	0	1							\$0	\$0	\$0	\$0	\$0	\$0	\$0	\$0	FY15	\$0	\$0		
Medium	0	MRSPP-2	0	MRSPP-8	0	RA-C	0	0	0	0	0	1							\$0	\$0	\$0	\$0	\$0	\$0	\$0	\$0	FY16	\$0	\$0		
Low	0	MRSPP-3	0	Evaluation Pending	1	RA-O	0	0	0	0	0	0							\$0	\$0	\$0	\$0	\$0	\$0	\$0	\$0	FY11-Comp. IRP		\$0		
Not Evaluated	0	MRSPP-4	0	No Known/Suspected	0	LTM	0	0	0	0	0	1							\$0	\$0	\$0	\$0	\$0	\$0	\$0	\$0	FY11-Comp. MMRP		\$10,059		
Not Required	0	MRSPP-5	0	No Longer Required	0																										
Total IRP Sites	0	MRSPP-6	0	Total MRSs	1														Total	\$0	\$162	\$0	\$0	\$0	\$0	\$0	\$0	\$0	FY11-Complete		\$10,059
IRP Progress in FY10: No IRP sites identified.										MMRP Progress in FY10: No progress reported.																					
IRP Progress Planned for FY11-FY12: No IRP sites identified.										MMRP Progress Planned for FY11-FY12: No actions planned.																					

FORMERLY USED DEFENSE SITES - DONALDSON AFB / SC49799F494600 / C-TECH / C-EST

IRP Sites and MRSs by Classification										Study	5	0	0	0	3	0			\$9,330	\$0	\$9	\$0	\$297	\$0	\$0	\$0	FY13	\$2,221	\$0	
Response Complete	4	Response Complete	0							IRA	2(2)	0(0)	0(0)	0(0)					\$1,248	\$0	\$0	\$0	\$0	\$0	\$0	\$0	FY14	\$3,298	\$0	
High	1	MRSPP-1	0	MRSPP-7	0	Design	1	0	1	0	1	0							\$906	\$0	\$447	\$0	\$613	\$0	\$823	\$0	FY15	\$3,059	\$0	
Medium	0	MRSPP-2	0	MRSPP-8	0	RA-C	3	0	1	0	2	0							\$7,242	\$0	\$17	\$0	\$982	\$0	\$612	\$0	FY16	\$4,577	\$0	
Low	0	MRSPP-3	0	Evaluation Pending	0	RA-O	0	0	0	0	1	0							\$0	\$0	\$0	\$0	\$0	\$0	\$0	\$0	FY11-Comp. IRP		\$39,310	
Not Evaluated	3	MRSPP-4	0	No Known/Suspected	0	LTM	4	0	1	0	3	0							\$136	\$0	\$54	\$0	\$0	\$0	\$0	\$0	FY11-Comp. MMRP		\$0	
Not Required	0	MRSPP-5	0	No Longer Required	0																									
Total IRP Sites	8	MRSPP-6	0	Total MRSs	0														Total	\$18,862	\$0	\$527	\$0	\$1,892	\$0	\$1,435	\$0	FY11-Complete		\$39,310
IRP Progress in FY10: RI/FS study complete for AOCs 1, 2, and 3. Preparing decision document for RA. PCO actions for Projs 05 and 09 is in progress and will be complete in FY10. Initiating RI/FS for petroleum sites.										MMRP Progress in FY10: No MMRP sites identified.																				
IRP Progress Planned for FY11-FY12: Initiate RA for AOCs 1, 2, and 3 when decision document is approved. Complete RI/FS for petroleum sites.										MMRP Progress Planned for FY11-FY12: No MMRP sites identified.																				

*CTC Delta Reason: C-TECH-Technical Issues, C-REG-Regulatory Issues, C-EST-Estimating Criteria

**Schedule Impact Reason: TECH-Technical, CONT-Contracting, PERS-Personnel, REG-Regulatory, FUND-Funding

Note: Totals reflect installation project funding allocated to individual sites and do not include program management and other support costs.

Table E-6 Status of Installations with FY11 to Completion Cost Estimate Greater Than \$10,000,000

DoD Component - Installation / FFID / NPL or Proposed NPL / BRAC Year / RAB / CTC Delta from FY09*																			
Phase	Completed		Underway		Future		FY10 Schedule Impact**		Costs Through FY10 (\$000)		FY10 Funds Obligated (\$000)		FY11 Execution Planned (\$000)		FY12 Planning Estimate (\$000)		Estimated Costs (\$000)		
	IRP	MMRP	IRP	MMRP	IRP	MMRP	IRP	MMRP	IRP	MMRP	IRP	MMRP	IRP	MMRP	IRP	MMRP	Fiscal Year	IRP	MMRP
	Sites (Actions)						IRP	MMRP	IRP	MMRP	IRP	MMRP	IRP	MMRP	IRP	MMRP			

South Carolina

FORMERLY USED DEFENSE SITES - SAND HILLS BMB&GN RG / SC49799F492700

IRP Sites and MRSs by Classification					Study	0	0	0	2	0	0			\$0	\$146	\$0	\$0	\$0	\$0	\$0	\$0	FY13	\$0	\$0	
Response Complete	0	Response Complete	0		IRA	0(0)	0(0)	0(0)	0(0)					\$0	\$0	\$0	\$0	\$0	\$0	\$0	\$0	FY14	\$0	\$0	
High	0	MRSPP-1	0	MRSPP-7	0	Design	0	0	0	0	2			\$0	\$0	\$0	\$0	\$0	\$0	\$0	\$0	FY15	\$0	\$0	
Medium	0	MRSPP-2	0	MRSPP-8	0	RA-C	0	0	0	0	2			\$0	\$0	\$0	\$0	\$0	\$0	\$0	\$0	FY16	\$0	\$0	
Low	0	MRSPP-3	0	Evaluation Pending	0	RA-O	0	0	0	0	0			\$0	\$0	\$0	\$0	\$0	\$0	\$0	\$0	FY11-Comp. IRP		\$0	
Not Evaluated	0	MRSPP-4	2	No Known/Suspected	0	LTM	0	0	0	0	2			\$0	\$0	\$0	\$0	\$0	\$0	\$0	\$0	FY11-Comp. MMRP		\$10,106	
Not Required	0	MRSPP-5	0	No Longer Required	0	IRP Final RC: FY - MRS Final RC: FY 2032					Total			\$0	\$146	\$0	\$0	\$0	\$0	\$0	\$0	\$0	FY11-Complete		\$10,106
Total IRP Sites	0	MRSPP-6	0	Total MRSs	2																				

IRP Progress No IRP sites identified. in FY10:

IRP Progress Planned No IRP sites identified. for FY11-FY12:

MMRP Progress No progress reported. in FY10:

MMRP Progress Planned No actions planned. for FY11-FY12:

*CTC Delta Reason: C-TECH-Technical Issues, C-REG-Regulatory Issues, C-EST-Estimating Criteria

**Schedule Impact Reason: TECH-Technical, CONT-Contracting, PERS-Personnel, REG-Regulatory, FUND-Funding

Note: Totals reflect installation project funding allocated to individual sites and do not include program management and other support costs.

Table E-6 Status of Installations with FY11 to Completion Cost Estimate Greater Than \$10,000,000

DoD Component - Installation / FFID / NPL or Proposed NPL / BRAC Year / RAB / CTC Delta from FY09*																			
Phase	Completed		Underway		Future		FY10 Schedule Impact**		Costs Through FY10 (\$000)		FY10 Funds Obligated (\$000)		FY11 Execution Planned (\$000)		FY12 Planning Estimate (\$000)		Estimated Costs (\$000)		
	IRP	MMRP	IRP	MMRP	IRP	MMRP	IRP	MMRP	IRP	MMRP	IRP	MMRP	IRP	MMRP	IRP	MMRP	Fiscal Year	IRP	MMRP
	Sites (Actions)						IRP	MMRP	IRP	MMRP	IRP	MMRP	IRP	MMRP	IRP	MMRP			

South Dakota

ARMY - JFHQ SD ARNG / SD82118460NG00

IRP Sites and MRSs by Classification				Study	0	0	0	16	0	0			\$0	\$610	\$0	\$610	\$0	\$1,492	\$0	\$656	FY13	\$0	\$6,611
Response Complete	0	Response Complete	0	IRA	0(0)	0(0)	0(0)	0(0)					\$0	\$0	\$0	\$0	\$0	\$0	\$0	\$0	FY14	\$0	\$541
High	0	MRSPP-1	0	MRSPP-7	0	Design	0	0	0	0	12		\$0	\$0	\$0	\$0	\$0	\$0	\$0	\$0	FY15	\$0	\$1,478
Medium	0	MRSPP-2	0	MRSPP-8	0	RA-C	0	0	0	0	12		\$0	\$0	\$0	\$0	\$0	\$0	\$0	\$0	FY16	\$0	\$3,329
Low	0	MRSPP-3	0	Evaluation Pending	16	RA-O	0	0	0	0	0		\$0	\$0	\$0	\$0	\$0	\$0	\$0	\$0	FY11-Comp. IRP		\$0
Not Evaluated	0	MRSPP-4	0	No Known/Suspected	0	LTM	0	0	0	0	8		\$0	\$0	\$0	\$0	\$0	\$0	\$0	\$0	FY11-Comp. MMRP		\$16,210
Not Required	0	MRSPP-5	0	No Longer Required	0	IRP Final RC: FY - MRS Final RC: FY 2021					Total	\$0	\$610	\$0	\$610	\$0	\$1,492	\$0	\$656	FY11-Complete		\$16,210	
Total IRP Sites	0	MRSPP-6	0	Total MRSs	16																		

IRP Progress in FY10: No IRP sites identified.

IRP Progress Planned for FY11-FY12: No IRP sites identified.

MMRP Progress in FY10: An SI was awarded and initiated in FY10.

MMRP Progress Planned for FY11-FY12: The SI is expected to be completed in FY12.

AIR FORCE - ELLSWORTH AIR FORCE BASE / SD857212464400 / NPL / RAB / C-EST

IRP Sites and MRSs by Classification				Study	20	1	0	0	15	0			\$24,364	\$0	\$6,318	\$0	\$0	\$0	\$0	\$0	FY13	\$827	\$0
Response Complete	18	Response Complete	1	IRA	3(3)	0(0)	0(0)	0(0)					\$8,873	\$0	\$0	\$0	\$0	\$0	\$0	\$0	FY14	\$1,934	\$0
High	0	MRSPP-1	0	MRSPP-7	0	Design	15	0	0	0	0		\$2,814	\$0	\$0	\$0	\$0	\$0	\$0	\$0	FY15	\$663	\$0
Medium	0	MRSPP-2	0	MRSPP-8	0	RA-C	15	0	0	0	0		\$24,122	\$0	\$0	\$0	\$0	\$0	\$0	\$0	FY16	\$1,093	\$0
Low	0	MRSPP-3	0	Evaluation Pending	0	RA-O	6	0	2	0	0		\$29,338	\$0	\$502	\$0	\$468	\$0	\$985	\$0	FY11-Comp. IRP		\$19,506
Not Evaluated	15	MRSPP-4	0	No Known/Suspected	0	LTM	4	0	10	0	2		\$3,507	\$0	\$0	\$0	\$61	\$0	\$25	\$0	FY11-Comp. MMRP		\$0
Not Required	2	MRSPP-5	0	No Longer Required	1	IRP Final RC: FY 2022 MRS Final RC: FY 2003					Total	\$93,018	\$0	\$6,820	\$0	\$529	\$0	\$1,010	\$0	FY11-Complete		\$19,506	
Total IRP Sites	35	MRSPP-6	0	Total MRSs	1	Five-Year Review Completed and Planned for Future																	

IRP Progress in FY10: Refer to Page F-53.

IRP Progress Planned for FY11-FY12: Refer to Page F-53.

MMRP Progress in FY10: Refer to Page F-53.

MMRP Progress Planned for FY11-FY12: Refer to Page F-53.

FORMERLY USED DEFENSE SITES - BLACK HILLS ORD DPT / SD89799F077100 / RAB / C-EST

IRP Sites and MRSs by Classification				Study	1	1	1	7	0	0			\$19,351	\$4,465	\$41	\$3,534	\$80	\$0	\$406	\$0	FY13	\$4,813	\$0
Response Complete	1	Response Complete	0	IRA	1(1)	1(1)	0(0)	0(0)					\$654	\$0	\$0	\$0	\$0	\$0	\$0	\$0	FY14	\$500	\$0
High	1	MRSPP-1	0	MRSPP-7	0	Design	1	0	0	0	1	7		\$30	\$0	\$0	\$0	\$0	\$121	\$0	FY15	\$500	\$0
Medium	0	MRSPP-2	0	MRSPP-8	0	RA-C	1	0	1	1	0	6		\$6,937	\$4,422	\$0	\$0	\$0	\$0	\$0	FY16	\$7,000	\$0
Low	0	MRSPP-3	0	Evaluation Pending	8	RA-O	0	0	0	0	0		\$0	\$0	\$0	\$0	\$0	\$0	\$0	\$0	FY11-Comp. IRP		\$26,486
Not Evaluated	0	MRSPP-4	0	No Known/Suspected	0	LTM	0	0	1	0	0	6		\$75	\$0	\$0	\$0	\$0	\$0	\$0	FY11-Comp. MMRP		\$39,785
Not Required	0	MRSPP-5	0	No Longer Required	0	IRP Final RC: FY 2017 MRS Final RC: FY 2040					Total	\$27,047	\$8,887	\$41	\$3,534	\$80	\$0	\$527	\$0	FY11-Complete		\$66,271	
Total IRP Sites	2	MRSPP-6	0	Total MRSs	8																		

IRP Progress in FY10: During FY 10, The Draft-Final Risk Evaluation Report (RER) was submitted for SD DENR and USEPA review and comment November 2009. The Final RER was submitted to the SD DENR and USEPA in February 2010. The Draft-Final Feasibility Study Work Plan (FS WP) was submitted to the agencies July 2010 for review and comments.

IRP Progress Planned for FY11-FY12: The technical plan FY11/FY12 requires the completion of the FS WP and the FS. The FS will determine which sites will remain HTRW projects, recommended sites for the MMRP and specify sites as NDAL. The FS will develop the recommendations for each HTRW site, to be implemented through Decision Documents, Remedial Designs and Remedial Action.

MMRP Progress in FY10: A contract for a Remedial Investigation/Feasibility Study was awarded 17 Sep 2010.

MMRP Progress Planned for FY11-FY12: Completion date for the Remedial Investigation/Feasibility Study is 1 Aug 2012.

*CTC Delta Reason: C-TECH-Technical Issues, C-REG-Regulatory Issues, C-EST-Estimating Criteria

**Schedule Impact Reason: TECH-Technical, CONT-Contracting, PERS-Personnel, REG-Regulatory, FUND-Funding

Note: Totals reflect installation project funding allocated to individual sites and do not include program management and other support costs.

Table E-6 Status of Installations with FY11 to Completion Cost Estimate Greater Than \$10,000,000

DoD Component - Installation / FFID / NPL or Proposed NPL / BRAC Year / RAB / CTC Delta from FY09*																			
Phase	Completed		Underway		Future		FY10 Schedule Impact**		Costs Through FY10 (\$000)		FY10 Funds Obligated (\$000)		FY11 Execution Planned (\$000)		FY12 Planning Estimate (\$000)		Estimated Costs (\$000)		
	IRP	MMRP	IRP	MMRP	IRP	MMRP	IRP	MMRP	IRP	MMRP	IRP	MMRP	IRP	MMRP	IRP	MMRP	Fiscal Year	IRP	MMRP
	Sites (Actions)						IRP	MMRP	IRP	MMRP	IRP	MMRP	IRP	MMRP	IRP	MMRP			

South Dakota

FORMERLY USED DEFENSE SITES - MITCHELL PRE BOMB RGE #3 / SD89799F084700

IRP Sites and MRSs by Classification				Study	0	0	0	1	0	0			\$0	\$152	\$0	\$5	\$0	\$0	\$0	\$0	FY13	\$0	\$0
Response Complete	0	Response Complete	0	IRA	0(0)	0(0)	0(0)	0(0)					\$0	\$0	\$0	\$0	\$0	\$0	\$0	\$0	FY14	\$0	\$0
High	0	MRSPP-1	0	MRSPP-7	0	0	0	0	0	1			\$0	\$0	\$0	\$0	\$0	\$0	\$0	\$0	FY15	\$0	\$0
Medium	0	MRSPP-2	0	MRSPP-8	0	RA-C	0	0	0	0	1		\$0	\$0	\$0	\$0	\$0	\$0	\$0	\$0	FY16	\$0	\$0
Low	0	MRSPP-3	0	Evaluation Pending	1	RA-O	0	0	0	0	0		\$0	\$0	\$0	\$0	\$0	\$0	\$0	\$0	FY11-Comp. IRP		\$0
Not Evaluated	0	MRSPP-4	0	No Known/Suspected	0	LTM	0	0	0	0	1		\$0	\$0	\$0	\$0	\$0	\$0	\$0	\$0	FY11-Comp. MMRP		\$11,226
Not Required	0	MRSPP-5	0	No Longer Required	0	IRP Final RC: FY - MRS Final RC: FY 2035					Total	\$0	\$152	\$0	\$5	\$0	\$0	\$0	\$0	\$0	FY11-Complete		\$11,226
Total IRP Sites	0	MRSPP-6	0	Total MRSs	1																		

IRP Progress in FY10: No IRP sites identified.

IRP Progress Planned for FY11-FY12: No IRP sites identified.

MMRP Progress in FY10: The Final Site Inspection Report was completed 30 Sep 2010

MMRP Progress Planned for FY11-FY12: A Remedial Investigation/Feasibility Study is not anticipated to be funded in FY11 or FY12

FORMERLY USED DEFENSE SITES - PINE RIDGE GUNNERY RANGE / SD89799F077200 / RAB / C-TECH

IRP Sites and MRSs by Classification				Study	1	2	0	2	0	0			\$2,395	\$9,494	\$0	\$0	\$0	\$0	\$0	\$0	FY13	\$0	\$0	
Response Complete	1	Response Complete	1	IRA	0(0)	1(1)	0(0)	0(0)					\$0	\$373	\$0	\$0	\$0	\$0	\$0	\$0	FY14	\$0	\$0	
High	0	MRSPP-1	0	MRSPP-7	0	0	0	0	0	3			\$0	\$0	\$0	\$0	\$0	\$0	\$0	\$0	FY15	\$0	\$0	
Medium	0	MRSPP-2	0	MRSPP-8	0	RA-C	0	1	0	0	3		\$0	\$20,154	\$0	\$2,915	\$0	\$0	\$0	\$0	FY16	\$0	\$13	
Low	0	MRSPP-3	0	Evaluation Pending	3	RA-O	0	0	0	0	0		\$0	\$0	\$0	\$0	\$0	\$0	\$0	\$0	FY11-Comp. IRP		\$0	
Not Evaluated	0	MRSPP-4	0	No Known/Suspected	0	LTM	1	0	0	1	2		\$219	\$0	\$0	\$0	\$0	\$0	\$0	\$0	FY11-Comp. MMRP		\$29,182	
Not Required	0	MRSPP-5	0	No Longer Required	1	IRP Final RC: FY 2006 MRS Final RC: FY 2040					Total	\$2,614	\$30,021	\$0	\$2,915	\$0	\$0	\$0	\$0	\$0	FY11-Complete		\$29,182	
Total IRP Sites	1	MRSPP-6	0	Total MRSs	4	Five-Year Review Completed																		

IRP Progress in FY10: No progress reported.

IRP Progress Planned for FY11-FY12: No actions planned.

MMRP Progress in FY10: Rights of entry were delayed by OST until July 2010, limiting work effort prior to winter. Innovative Technology contract was awarded to the Air Force Robotics Research laboratory. USACE contracted with the Oglala Sioux Tribe for outreach support to the Tribe.

MMRP Progress Planned for FY11-FY12: If granted RoE from the OST, USACE will award a contract for MMRP investigation of additional roadways and targets. Will continue to contract with the OST for outreach and institutional controls. Discussions with the SD National Guard on PRP issues dealing with the clean up and return of the South Unit of the Badlands National Park to the Tribe.

FORMERLY USED DEFENSE SITES - RAPID CITY AIR TO GROUND GUNNERY RGE / SD89799F085200

IRP Sites and MRSs by Classification				Study	0	0	0	1	0	0			\$0	\$134	\$0	\$0	\$0	\$0	\$0	\$0	FY13	\$0	\$0
Response Complete	0	Response Complete	0	IRA	0(0)	0(0)	0(0)	0(0)					\$0	\$0	\$0	\$0	\$0	\$0	\$0	\$0	FY14	\$0	\$0
High	0	MRSPP-1	0	MRSPP-7	0	0	0	0	0	1			\$0	\$0	\$0	\$0	\$0	\$0	\$0	\$0	FY15	\$0	\$0
Medium	0	MRSPP-2	0	MRSPP-8	0	RA-C	0	0	0	0	1		\$0	\$0	\$0	\$0	\$0	\$0	\$0	\$0	FY16	\$0	\$0
Low	0	MRSPP-3	0	Evaluation Pending	1	RA-O	0	0	0	0	0		\$0	\$0	\$0	\$0	\$0	\$0	\$0	\$0	FY11-Comp. IRP		\$0
Not Evaluated	0	MRSPP-4	0	No Known/Suspected	0	LTM	0	0	0	0	1		\$0	\$0	\$0	\$0	\$0	\$0	\$0	\$0	FY11-Comp. MMRP		\$14,145
Not Required	0	MRSPP-5	0	No Longer Required	0	IRP Final RC: FY - MRS Final RC: FY 2033					Total	\$0	\$134	\$0	\$0	\$0	\$0	\$0	\$0	\$0	FY11-Complete		\$14,145
Total IRP Sites	0	MRSPP-6	0	Total MRSs	1																		

IRP Progress in FY10: No IRP sites identified.

IRP Progress Planned for FY11-FY12: No IRP sites identified.

MMRP Progress in FY10: No progress reported.

MMRP Progress Planned for FY11-FY12: No actions planned.

*CTC Delta Reason: C-TECH-Technical Issues, C-REG-Regulatory Issues, C-EST-Estimating Criteria

**Schedule Impact Reason: TECH-Technical, CONT-Contracting, PERS-Personnel, REG-Regulatory, FUND-Funding

Note: Totals reflect installation project funding allocated to individual sites and do not include program management and other support costs.

Table E-6 Status of Installations with FY11 to Completion Cost Estimate Greater Than \$10,000,000

DoD Component - Installation / FFID / NPL or Proposed NPL / BRAC Year / RAB / CTC Delta from FY09*																			
Phase	Completed		Underway		Future		FY10 Schedule Impact**		Costs Through FY10 (\$000)		FY10 Funds Obligated (\$000)		FY11 Execution Planned (\$000)		FY12 Planning Estimate (\$000)		Estimated Costs (\$000)		
	IRP	MMRP	IRP	MMRP	IRP	MMRP	IRP	MMRP	IRP	MMRP	IRP	MMRP	IRP	MMRP	IRP	MMRP	Fiscal Year	IRP	MMRP
	Sites (Actions)						IRP	MMRP	IRP	MMRP	IRP	MMRP	IRP	MMRP	IRP	MMRP			

South Dakota

FORMERLY USED DEFENSE SITES - RAPID CITY PRE BOM RGE #1 / SD89799F085300

IRP Sites and MRSs by Classification					Study	0	0	0	1	0	0			\$0	\$141	\$0	\$2	\$0	\$0	\$0	\$0	\$0	\$0	FY13	\$0	\$0
Response Complete	0	Response Complete	0		IRA	0(0)	0(0)	0(0)	0(0)					\$0	\$0	\$0	\$0	\$0	\$0	\$0	\$0	\$0	FY14	\$0	\$0	
High	0	MRSPP-1	0	MRSPP-7	0	Design	0	0	0	0	0	1		\$0	\$0	\$0	\$0	\$0	\$0	\$0	\$0	FY15	\$0	\$0		
Medium	0	MRSPP-2	0	MRSPP-8	0	RA-C	0	0	0	0	0	1		\$0	\$0	\$0	\$0	\$0	\$0	\$0	\$0	FY16	\$0	\$0		
Low	0	MRSPP-3	0	Evaluation Pending	1	RA-O	0	0	0	0	0	0		\$0	\$0	\$0	\$0	\$0	\$0	\$0	\$0	FY11-Comp. IRP		\$0		
Not Evaluated	0	MRSPP-4	0	No Known/Suspected	0	LTM	0	0	0	0	0	1		\$0	\$0	\$0	\$0	\$0	\$0	\$0	\$0	FY11-Comp. MMRP		\$12,325		
Not Required	0	MRSPP-5	0	No Longer Required	0	IRP Final RC: FY - MRS Final RC: FY 2035						Total	\$0	\$141	\$0	\$2	\$0	\$0	\$0	\$0	\$0	\$0	FY11-Complete		\$12,325	
Total IRP Sites	0	MRSPP-6	0	Total MRSs	1																					

IRP Progress in FY10: No IRP sites identified.

IRP Progress Planned for FY11-FY12: No IRP sites identified.

MMRP Progress in FY10: The Final Site Inspection Report was completed 27 Apr 2010

MMRP Progress Planned for FY11-FY12: A Remedial Investigation/Feasibility Study is not anticipated to be funded in FY11 or FY12

*CTC Delta Reason: C-TECH-Technical Issues, C-REG-Regulatory Issues, C-EST-Estimating Criteria

**Schedule Impact Reason: TECH-Technical, CONT-Contracting, PERS-Personnel, REG-Regulatory, FUND-Funding

Note: Totals reflect installation project funding allocated to individual sites and do not include program management and other support costs.

Table E-6 Status of Installations with FY11 to Completion Cost Estimate Greater Than \$10,000,000

DoD Component - Installation / FFID / NPL or Proposed NPL / BRAC Year / RAB / CTC Delta from FY09*																			
Phase	Completed		Underway		Future		FY10 Schedule Impact**		Costs Through FY10 (\$000)		FY10 Funds Obligated (\$000)		FY11 Execution Planned (\$000)		FY12 Planning Estimate (\$000)		Estimated Costs (\$000)		
	IRP	MMRP	IRP	MMRP	IRP	MMRP	IRP	MMRP	IRP	MMRP	IRP	MMRP	IRP	MMRP	IRP	MMRP	Fiscal Year	IRP	MMRP
	Sites (Actions)						IRP	MMRP	IRP	MMRP	IRP	MMRP	IRP	MMRP	IRP	MMRP			

Tennessee

ARMY - MILAN ARMY AMMUNITION PLANT / TN421382058200 / NPL / RAB / C-TECH

IRP Sites and MRSs by Classification										Study	38	1	3	2	0	0			\$36,295	\$2,585	\$0	\$2,144	\$0	\$0	\$0	\$0	\$0	FY13	\$3,365	\$0			
Response Complete	36	Response Complete	1							IRA	1(1)	0(0)	1(1)	0(0)					\$13,689	\$0	\$0	\$0	\$0	\$0	\$0	\$0	\$0	FY14	\$7,670	\$0			
High	3	MRSPP-1	0	MRSPP-7	0	Design	15	0	2	1	0	0						\$6,743	\$0	\$0	\$0	\$0	\$0	\$0	\$0	\$0	FY15	\$1,868	\$0	\$0			
Medium	1	MRSPP-2	0	MRSPP-8	0	RA-C	17	0	4	1	0	0						\$56,292	\$0	\$0	\$0	\$38	\$0	\$40	\$0	FY16	\$1,899	\$0	\$0				
Low	0	MRSPP-3	0	Evaluation Pending	0	RA-O	13	0	3	0	1	0						\$53,468	\$1,230	\$3,758	\$1,230	\$3,256	\$0	\$3,308	\$0	FY11-Comp. IRP		\$49,960	\$0				
Not Evaluated	0	MRSPP-4	1	No Known/Suspected	0	LTM	3	0	1	0	2	0						\$1,490	\$0	\$0	\$0	\$0	\$0	\$0	\$0	FY11-Comp. MMRP		\$0	\$0	\$0			
Not Required	1	MRSPP-5	0	No Longer Required	1	IRP Final RC: FY 2044 MRS Final RC: FY 2011						Total	\$167,977	\$3,815	\$3,758	\$3,374	\$3,294	\$0	\$3,348	\$0	FY11-Complete		\$49,960	\$0									
Total IRP Sites	41	MRSPP-6	1	Total MRSs	3	Five-Year Review Completed and Underway																											

IRP Progress in FY10:	Refer to Page F-117.	MMRP Progress in FY10:	Refer to Page F-117.
IRP Progress Planned for FY11-FY12:	Refer to Page F-117.	MMRP Progress Planned for FY11-FY12:	Refer to Page F-117.

ARMY - VOLUNTEER ARMY AMMUNITION PLANT / TN421382093300 / RAB

IRP Sites and MRSs by Classification										Study	19	2	2	0	0	0	REG		\$37,296	\$0	\$560	\$0	\$0	\$0	\$0	\$0	\$0	FY13	\$5,574	\$0		
Response Complete	16	Response Complete	2							IRA	4(4)	0(0)	0(0)	0(0)			REG	\$4,825	\$0	\$0	\$0	\$0	\$0	\$0	\$0	\$0	FY14	\$5,621	\$0			
High	2	MRSPP-1	0	MRSPP-7	0	Design	8	0	0	0	1	0	REG	\$3,288	\$0	\$0	REG	\$3,288	\$0	\$0	\$0	\$825	\$0	\$0	\$0	FY15	\$342	\$0	\$0			
Medium	2	MRSPP-2	0	MRSPP-8	0	RA-C	7	0	1	0	2	0	REG	\$22,399	\$0	\$0	REG	\$22,399	\$0	\$0	\$0	\$112	\$0	\$5,164	\$0	FY16	\$339	\$0	\$0			
Low	1	MRSPP-3	0	Evaluation Pending	0	RA-O	0	0	0	0	2	0		\$39	\$0	\$39		\$39	\$0	\$39	\$0	\$200	\$0	\$203	\$0	FY11-Comp. IRP		\$24,323	\$0			
Not Evaluated	0	MRSPP-4	0	No Known/Suspected	0	LTM	0	0	3	0	0	0		\$197	\$0	\$186		\$197	\$0	\$186	\$0	\$107	\$0	\$83	\$0	FY11-Comp. MMRP		\$0	\$0			
Not Required	0	MRSPP-5	0	No Longer Required	2	IRP Final RC: FY 2044 MRS Final RC: FY 2003						Total	\$68,044	\$0	\$785	\$0	\$1,244	\$0	\$5,450	\$0	FY11-Complete		\$24,323	\$0								
Total IRP Sites	21	MRSPP-6	0	Total MRSs	2																											

IRP Progress in FY10:	Remedies were selected for VAAP-18, VAAP-36, and VAAP-37. Design documents were completed for VAAP-20 and VAAP-21. A remedial investigation/feasibility study (RI/FS) was submitted for VAAP-02.	MMRP Progress in FY10:	No progress reported.
IRP Progress Planned for FY11-FY12:	Over the next two fiscal years (FY) remedy-in-place (RIP)/RC will be achieved at VAAP-20, VAAP-21, VAAP-36 and VAAP-37, deep soil/groundwater remedial alternatives will be reevaluated, and a remedy selected for VAAP-35 and VAAP-02 (nitrates). The remedy for VAAP-18 will be implemented.	MMRP Progress Planned for FY11-FY12:	No actions planned.

NAVY - MEMPHIS NAS / TN417002260000 / BRAC 1993 / RAB / C-TECH

IRP Sites and MRSs by Classification										Study	79	4	0	0	0	1			\$13,819	\$757	\$0	\$0	\$0	\$0	\$0	\$0	\$0	FY13	\$337	\$782
Response Complete	75	Response Complete	0							IRA	0(0)	0(0)	0(0)	0(0)				\$3,282	\$0	\$0	\$0	\$0	\$222	\$0	\$1,122	FY14	\$321	\$0		
High	0	MRSPP-1	0	MRSPP-7	0	Design	0	0	0	0	0	0		\$5	\$0	\$0		\$5	\$0	\$0	\$0	\$0	\$0	\$0	\$0	FY15	\$416	\$371		
Medium	0	MRSPP-2	0	MRSPP-8	1	RA-C	0	0	0	0	0	0		\$1,830	\$0	\$0		\$1,830	\$0	\$0	\$0	\$0	\$0	\$0	\$0	FY16	\$334	\$1,034		
Low	0	MRSPP-3	0	Evaluation Pending	4	RA-O	0	0	0	0	0	0		\$4,645	\$0	\$625		\$4,645	\$0	\$625	\$0	\$306	\$0	\$792	\$84	FY11-Comp. IRP		\$7,483		
Not Evaluated	0	MRSPP-4	0	No Known/Suspected	0	LTM	0	0	0	0	0	0		\$366	\$0	\$42		\$366	\$0	\$42	\$0	\$0	\$0	\$0	\$0	FY11-Comp. MMRP		\$16,639		
Not Required	4	MRSPP-5	0	No Longer Required	0	IRP Final RC: FY 2021 MRS Final RC: FY 2020						Total	\$23,947	\$757	\$667	\$0	\$306	\$222	\$792	\$1,206	FY11-Complete		\$24,122	\$0						
Total IRP Sites	79	MRSPP-6	0	Total MRSs	5																									

IRP Progress in FY10:	Response or corrective action complete at all sites except SWMU7.	MMRP Progress in FY10:	Completed UXO1 SI and found NFA with regulator agreement. Formal regulator acceptance pending.
IRP Progress Planned for FY11-FY12:	Continued monitoring and treatment at SWMU7.	MMRP Progress Planned for FY11-FY12:	No actions planned.

*CTC Delta Reason: C-TECH-Technical Issues, C-REG-Regulatory Issues, C-EST-Estimating Criteria **Schedule Impact Reason: TECH-Technical, CONT-Contracting, PERS-Personnel, REG-Regulatory, FUND-Funding
 Note: Totals reflect installation project funding allocated to individual sites and do not include program management and other support costs.

Table E-6 Status of Installations with FY11 to Completion Cost Estimate Greater Than \$10,000,000

DoD Component - Installation / FFID / NPL or Proposed NPL / BRAC Year / RAB / CTC Delta from FY09*																			
Phase	Completed		Underway		Future		FY10 Schedule Impact**		Costs Through FY10 (\$000)		FY10 Funds Obligated (\$000)		FY11 Execution Planned (\$000)		FY12 Planning Estimate (\$000)		Estimated Costs (\$000)		
	IRP	MMRP	IRP	MMRP	IRP	MMRP	IRP	MMRP	IRP	MMRP	IRP	MMRP	IRP	MMRP	IRP	MMRP	Fiscal Year	IRP	MMRP
	Sites (Actions)						IRP	MMRP	IRP	MMRP	IRP	MMRP	IRP	MMRP	IRP	MMRP			

Tennessee

AIR FORCE - ARNOLD AIR FORCE BASE / TN457172404400 / Proposed NPL / RAB

IRP Sites and MRSs by Classification				Study	26	11	0	6	4	0			\$41,664	\$6,347	\$0	\$5,477	\$0	\$2,071	\$0	\$2,148	FY13	\$2,185	\$5,975
Response Complete	18	Response Complete	2	IRA	13(34)	1(1)	1(1)	3(3)					\$36,942	\$3,878	\$156	\$1,353	\$0	\$0	\$0	\$856	FY14	\$1,711	\$0
High	0	MRSPP-1	0	MRSPP-7	0	2	0	1	0	12			\$2,960	\$0	\$0	\$0	\$0	\$0	\$0	\$0	FY15	\$1,647	\$0
Medium	0	MRSPP-2	0	MRSPP-8	0	0	1	0	0	5			\$22,093	\$0	\$948	\$0	\$3,671	\$0	\$0	\$5,717	FY16	\$1,220	\$0
Low	0	MRSPP-3	0	Evaluation Pending	15	0	7	0	5	0			\$6,785	\$0	\$1,516	\$0	\$3,811	\$0	\$1,895	\$0	FY11-Comp. IRP		\$32,467
Not Evaluated	4	MRSPP-4	0	No Known/Suspected	0	0	6	0	8	5			\$997	\$0	\$47	\$0	\$22	\$0	\$28	\$0	FY11-Comp. MMRP		\$16,813
Not Required	8	MRSPP-5	0	No Longer Required	2																FY11-Complete		\$49,280
Total IRP Sites	30	MRSPP-6	0	Total MRSs	17	IRP Final RC: FY 2035 MRS Final RC: FY 2015					Total	\$111,441	\$10,225	\$2,667	\$6,830	\$7,504	\$2,071	\$1,923	\$8,721				

IRP Progress in FY10: Refer to Page F-22.	MMRP Progress in FY10: Refer to Page F-22.
IRP Progress Planned for FY11-FY12: Refer to Page F-22.	MMRP Progress Planned for FY11-FY12: Refer to Page F-22.

FORMERLY USED DEFENSE SITES - MOTLOW RANGE / TN49799F353700

IRP Sites and MRSs by Classification				Study	0	0	0	1	0	0			\$0	\$312	\$0	\$0	\$0	\$657	\$0	\$0	FY13	\$0	\$0
Response Complete	0	Response Complete	0	IRA	0(0)	1(1)	0(0)	0(0)					\$0	\$0	\$0	\$0	\$0	\$0	\$0	\$0	FY14	\$0	\$0
High	0	MRSPP-1	0	MRSPP-7	0	1	0	0	0	0			\$0	\$100	\$0	\$0	\$0	\$0	\$0	\$0	FY15	\$0	\$0
Medium	0	MRSPP-2	0	MRSPP-8	0	0	0	1	0	0			\$0	\$7,081	\$0	\$0	\$0	\$0	\$0	\$0	FY16	\$0	\$0
Low	0	MRSPP-3	0	Evaluation Pending	1	0	0	0	0	0			\$0	\$0	\$0	\$0	\$0	\$0	\$0	\$0	FY11-Comp. IRP		\$0
Not Evaluated	0	MRSPP-4	0	No Known/Suspected	0	0	0	0	1	0			\$0	\$19	\$0	\$0	\$0	\$0	\$0	\$0	FY11-Comp. MMRP		\$10,602
Not Required	0	MRSPP-5	0	No Longer Required	0																FY11-Complete		\$10,602
Total IRP Sites	0	MRSPP-6	0	Total MRSs	1	IRP Final RC: FY - MRS Final RC: FY 2038					Total	\$0	\$7,512	\$0	\$0	\$0	\$657	\$0	\$0				

IRP Progress in FY10: No IRP sites identified.	MMRP Progress in FY10: No progress reported.
IRP Progress Planned for FY11-FY12: No IRP sites identified.	MMRP Progress Planned for FY11-FY12: Initiate RI/FS depending on available funding.

FORMERLY USED DEFENSE SITES - SPENCER ARTILLERY RANGE / TN49799F352200

IRP Sites and MRSs by Classification				Study	0	0	0	1	0	0			\$0	\$3,405	\$0	\$221	\$0	\$222	\$0	\$0	FY13	\$0	\$0
Response Complete	0	Response Complete	0	IRA	0(0)	0(0)	0(0)	0(0)					\$0	\$0	\$0	\$0	\$0	\$0	\$0	\$0	FY14	\$0	\$0
High	0	MRSPP-1	0	MRSPP-7	0	0	0	1	0	0			\$0	\$0	\$0	\$0	\$0	\$0	\$0	\$0	FY15	\$0	\$0
Medium	0	MRSPP-2	0	MRSPP-8	0	0	0	1	0	0			\$0	\$64	\$0	\$0	\$0	\$0	\$0	\$0	FY16	\$0	\$0
Low	0	MRSPP-3	0	Evaluation Pending	1	0	0	0	0	0			\$0	\$0	\$0	\$0	\$0	\$0	\$0	\$0	FY11-Comp. IRP		\$0
Not Evaluated	0	MRSPP-4	0	No Known/Suspected	0	0	0	0	0	1			\$0	\$0	\$0	\$0	\$0	\$0	\$0	\$0	FY11-Comp. MMRP		\$42,960
Not Required	0	MRSPP-5	0	No Longer Required	0																FY11-Complete		\$42,960
Total IRP Sites	0	MRSPP-6	0	Total MRSs	1	IRP Final RC: FY - MRS Final RC: FY 2031					Total	\$0	\$3,469	\$0	\$221	\$0	\$222	\$0	\$0				

IRP Progress in FY10: No IRP sites identified.	MMRP Progress in FY10: RI/FS fully funding in FY10 and field work completed.
IRP Progress Planned for FY11-FY12: No IRP sites identified.	MMRP Progress Planned for FY11-FY12: Finalize RI/FS report and prepare decision document for remedial/removal actions. Initiate remedial/removal actions as prioritized.

*CTC Delta Reason: C-TECH-Technical Issues, C-REG-Regulatory Issues, C-EST-Estimating Criteria

**Schedule Impact Reason: TECH-Technical, CONT-Contracting, PERS-Personnel, REG-Regulatory, FUND-Funding

Note: Totals reflect installation project funding allocated to individual sites and do not include program management and other support costs.

Table E-6 Status of Installations with FY11 to Completion Cost Estimate Greater Than \$10,000,000

DoD Component - Installation / FFID / NPL or Proposed NPL / BRAC Year / RAB / CTC Delta from FY09*																			
Phase	Completed		Underway		Future		FY10 Schedule Impact**		Costs Through FY10 (\$000)		FY10 Funds Obligated (\$000)		FY11 Execution Planned (\$000)		FY12 Planning Estimate (\$000)		Estimated Costs (\$000)		
	IRP	MMRP	IRP	MMRP	IRP	MMRP	IRP	MMRP	IRP	MMRP	IRP	MMRP	IRP	MMRP	IRP	MMRP	Fiscal Year	IRP	MMRP
	Sites (Actions)						IRP	MMRP	IRP	MMRP	IRP	MMRP	IRP	MMRP	IRP	MMRP			

Tennessee

◆ **FORMERLY USED DEFENSE SITES - TULLA BMBG & GUNRY RGE / TN49799F352800**

IRP Sites and MRSs by Classification					Study	0	0	0	1	0	0			\$0	\$202	\$0	\$0	\$0	\$0	\$0	\$0	FY13	\$0	\$0	
Response Complete	0	Response Complete	0		IRA	0(0)	0(0)	0(0)	0(0)					\$0	\$0	\$0	\$0	\$0	\$0	\$0	\$0	FY14	\$0	\$0	
High	0	MRSPP-1	0	MRSPP-7	0	Design	0	0	0	0	1			\$0	\$0	\$0	\$0	\$0	\$0	\$0	\$0	FY15	\$0	\$0	
Medium	0	MRSPP-2	0	MRSPP-8	0	RA-C	0	0	0	0	1			\$0	\$0	\$0	\$0	\$0	\$0	\$0	\$0	FY16	\$0	\$0	
Low	0	MRSPP-3	0	Evaluation Pending	1	RA-O	0	0	0	0	0			\$0	\$0	\$0	\$0	\$0	\$0	\$0	\$0	FY11-Comp. IRP		\$0	
Not Evaluated	0	MRSPP-4	0	No Known/Suspected	0	LTM	0	0	0	0	1			\$0	\$0	\$0	\$0	\$0	\$0	\$0	\$0	FY11-Comp. MMRP		\$13,665	
Not Required	0	MRSPP-5	0	No Longer Required	0	IRP Final RC: FY - MRS Final RC: FY 2040					Total		\$0	\$202	\$0	\$0	\$0	\$0	\$0	\$0	\$0	\$0	FY11-Complete		\$13,665
Total IRP Sites	0	MRSPP-6	0	Total MRSs	1																				

IRP Progress No IRP sites identified. in FY10:

IRP Progress Planned No IRP sites identified. for FY11-FY12:

MMRP Progress No progress reported. in FY10:

MMRP Progress Planned No actions planned. for FY11-FY12:

*CTC Delta Reason: C-TECH-Technical Issues, C-REG-Regulatory Issues, C-EST-Estimating Criteria

**Schedule Impact Reason: TECH-Technical, CONT-Contracting, PERS-Personnel, REG-Regulatory, FUND-Funding

Note: Totals reflect installation project funding allocated to individual sites and do not include program management and other support costs.

Table E-6 Status of Installations with FY11 to Completion Cost Estimate Greater Than \$10,000,000

DoD Component - Installation / FFID / NPL or Proposed NPL / BRAC Year / RAB / CTC Delta from FY09*																			
Phase	Completed		Underway		Future		FY10 Schedule Impact**		Costs Through FY10 (\$000)		FY10 Funds Obligated (\$000)		FY11 Execution Planned (\$000)		FY12 Planning Estimate (\$000)		Estimated Costs (\$000)		
	IRP	MMRP	IRP	MMRP	IRP	MMRP	IRP	MMRP	IRP	MMRP	IRP	MMRP	IRP	MMRP	IRP	MMRP	Fiscal Year	IRP	MMRP
	Sites (Actions)						IRP	MMRP	IRP	MMRP	IRP	MMRP	IRP	MMRP	IRP	MMRP			

Texas

ARMY - FORT BLISS / TX621372010100 / RAB

IRP Sites and MRSs by Classification				Study	81	3	0	2	0	0		FUND	\$5,561	\$5,176	\$0	\$829	\$0	\$6,171	\$0	\$0	FY13	\$0	\$0
Response Complete	81	Response Complete	3	IRA	0(0)	0(0)	0(0)	1(1)				FUND	\$640	\$394	\$0	\$0	\$0	\$0	\$0	\$0	FY14	\$0	\$14,712
High	0	MRSPP-1	0	MRSPP-7	0	Design	32	0	0	0	2	FUND	\$2,562	\$0	\$0	\$0	\$0	\$0	\$0	\$102	FY15	\$0	\$30,564
Medium	0	MRSPP-2	0	MRSPP-8	0	RA-C	36	0	0	0	2	REG	\$10,440	\$0	\$0	\$0	\$0	\$0	\$0	\$0	FY16	\$0	\$48,910
Low	0	MRSPP-3	1	Evaluation Pending	1	RA-O	3	0	0	0	0		\$198	\$0	\$0	\$0	\$0	\$0	\$0	\$0	FY11-Comp. IRP		\$14
Not Evaluated	0	MRSPP-4	0	No Known/Suspected	0	LTM	3	0	8	0	2		\$994	\$0	\$532	\$0	\$14	\$0	\$0	\$0	FY11-Comp. MMRP		\$110,088
Not Required	0	MRSPP-5	0	No Longer Required	3	IRP Final RC: FY 2004 MRS Final RC: FY 2019					Total	\$20,395	\$5,570	\$532	\$829	\$14	\$6,171	\$0	\$102	FY11-Complete		\$110,102	
Total IRP Sites	81	MRSPP-6	0	Total MRSs	5	Five-Year Review Completed and Underway																	

IRP Progress in FY10: No progress reported.

IRP Progress Planned for FY11-FY12: No actions planned.

MMRP Progress in FY10: The Castner Range (FTBLS-004-R-01) interim remedial action (IRA) was completed. A site inspection (SI) for FTBLS-002-R-01 was funded and initiated in fiscal year (FY) 2009 and continue into FY2010. A wide area assessment (WAA) is underway at Castner Range.

MMRP Progress Planned for FY11-FY12: The SI for FTBLS-002-R-01 is expected to be completed in FY2010. An installation-wide remedial investigation (RI)/feasibility study (FS) will be initiated in FY2012. For Castner Range, an additional technology development project (multi-incremental sampling (MIS) protocol) is planned to be implemented.

ARMY - LONGHORN ARMY AMMUNITION PLANT / TX621382052900 / NPL / RAB / C-TECH

IRP Sites and MRSs by Classification				Study	48	1	0	2	0	0		\$45,285	\$2,467	\$0	\$44	\$0	\$0	\$0	\$0	\$0	FY13	\$528	\$0
Response Complete	39	Response Complete	1	IRA	2(2)	2(4)	2(2)	0(0)				\$9,831	\$110	\$0	\$0	\$0	\$0	\$0	\$0	\$0	FY14	\$79	\$0
High	6	MRSPP-1	0	MRSPP-7	0	Design	3	0	6	0	0	\$865	\$0	\$0	\$0	\$0	\$0	\$0	\$0	\$0	FY15	\$80	\$0
Medium	0	MRSPP-2	0	MRSPP-8	0	RA-C	4	0	6	0	0	\$40,206	\$0	\$0	\$0	\$0	\$0	\$0	\$0	\$0	FY16	\$570	\$0
Low	0	MRSPP-3	0	Evaluation Pending	0	RA-O	1	0	9	0	0	\$5,695	\$0	\$852	\$0	\$564	\$0	\$541	\$0	FY11-Comp. IRP		\$14,995	
Not Evaluated	0	MRSPP-4	2	No Known/Suspected	0	LTM	2	0	0	0	4	\$72	\$0	\$0	\$0	\$0	\$0	\$0	\$74	FY11-Comp. MMRP		\$154	
Not Required	3	MRSPP-5	0	No Longer Required	1	IRP Final RC: FY 2040 MRS Final RC: FY 2011					Total	\$101,954	\$2,577	\$852	\$44	\$564	\$0	\$541	\$74	FY11-Complete		\$15,149	
Total IRP Sites	48	MRSPP-6	0	Total MRSs	3	Five-Year Review Completed and Planned for Future																	

IRP Progress in FY10: Refer to Page F-105.

IRP Progress Planned for FY11-FY12: Refer to Page F-105.

MMRP Progress in FY10: Refer to Page F-105.

MMRP Progress Planned for FY11-FY12: Refer to Page F-105.

ARMY - RED RIVER ARMY DEPOT / TX621382073800 / BRAC 1995/2005 Realignment / RAB / C-TECH / C-EST

IRP Sites and MRSs by Classification				Study	76	3	3	10	0	0		\$14,201	\$1,823	\$109	\$25	\$0	\$193	\$841	\$3,450	FY13	\$451	\$12,052	
Response Complete	63	Response Complete	3	IRA	0(0)	0(0)	0(0)	0(0)				\$9,750	\$0	\$0	\$0	\$0	\$0	\$0	\$0	\$0	FY14	\$1,236	\$72
High	0	MRSPP-1	0	MRSPP-7	0	Design	0	0	0	0	0	\$1,277	\$0	\$0	\$0	\$163	\$254	\$0	\$286	FY15	\$13,459	\$7,652	
Medium	0	MRSPP-2	0	MRSPP-8	0	RA-C	0	0	0	0	0	\$17,306	\$0	\$0	\$0	\$100	\$1,997	\$6,796	\$535	FY16	\$404	\$0	
Low	2	MRSPP-3	2	Evaluation Pending	3	RA-O	0	0	0	0	0	\$1,436	\$0	\$457	\$0	\$358	\$0	\$322	\$0	FY11-Comp. IRP		\$32,886	
Not Evaluated	1	MRSPP-4	3	No Known/Suspected	2	LTM	0	0	0	0	0	\$3,237	\$0	\$36	\$0	\$111	\$0	\$142	\$489	FY11-Comp. MMRP		\$27,417	
Not Required	13	MRSPP-5	0	No Longer Required	3	IRP Final RC: FY 2017 MRS Final RC: FY 2017					Total	\$47,207	\$1,823	\$602	\$25	\$732	\$2,444	\$8,101	\$4,760	FY11-Complete		\$60,303	
Total IRP Sites	79	MRSPP-6	0	Total MRSs	13	Five-Year Review Planned for Future																	

IRP Progress in FY10: Refer to Page F-157.

IRP Progress Planned for FY11-FY12: Refer to Page F-157.

MMRP Progress in FY10: Refer to Page F-157.

MMRP Progress Planned for FY11-FY12: Refer to Page F-157.

*CTC Delta Reason: C-TECH-Technical Issues, C-REG-Regulatory Issues, C-EST-Estimating Criteria

**Schedule Impact Reason: TECH-Technical, CONT-Contracting, PERS-Personnel, REG-Regulatory, FUND-Funding

Note: Totals reflect installation project funding allocated to individual sites and do not include program management and other support costs.

Table E-6 Status of Installations with FY11 to Completion Cost Estimate Greater Than \$10,000,000

DoD Component - Installation / FFID / NPL or Proposed NPL / BRAC Year / RAB / CTC Delta from FY09*																			
Phase	Completed		Underway		Future		FY10 Schedule Impact**		Costs Through FY10 (\$000)		FY10 Funds Obligated (\$000)		FY11 Execution Planned (\$000)		FY12 Planning Estimate (\$000)		Estimated Costs (\$000)		
	IRP	MMRP	IRP	MMRP	IRP	MMRP	IRP	MMRP	IRP	MMRP	IRP	MMRP	IRP	MMRP	IRP	MMRP	Fiscal Year	IRP	MMRP
	Sites (Actions)						IRP	MMRP	IRP	MMRP	IRP	MMRP	IRP	MMRP	IRP	MMRP			

Texas

NAVY - DALLAS NWIRP / TX617002277000 / RAB

IRP Sites and MRSs by Classification				Study	23	0	0	0	0	0			\$12,244	\$0	\$0	\$0	\$0	\$0	\$0	\$0	FY13	\$173	\$0
Response Complete	14	Response Complete	0	IRA	0(0)	0(0)	0(0)	0(0)					\$6,537	\$0	\$0	\$0	\$0	\$0	\$0	\$0	FY14	\$176	\$0
High	1	MRSPP-1	0	MRSPP-7	0	0	0	0	0	0	FUND		\$372	\$0	\$0	\$0	\$0	\$0	\$0	\$0	FY15	\$8,894	\$0
Medium	0	MRSPP-2	0	MRSPP-8	0	RA-C	4	0	1	0	0	FUND	\$16,597	\$0	\$445	\$0	\$250	\$0	\$0	\$0	FY16	\$13,653	\$0
Low	0	MRSPP-3	0	Evaluation Pending	0	RA-O	0	0	1	0	1	0	\$526	\$0	\$236	\$0	\$167	\$0	\$170	\$0	FY11-Comp. IRP		\$28,760
Not Evaluated	0	MRSPP-4	0	No Known/Suspected	0	LTM	0	0	0	0	0	0	\$4,629	\$0	\$0	\$0	\$0	\$0	\$0	\$0	FY11-Comp. MMRP		\$0
Not Required	8	MRSPP-5	0	No Longer Required	0	IRP Final RC: FY 2037 MRS Final RC: FY -					Total	\$40,905	\$0	\$681	\$0	\$417	\$0	\$170	\$0	FY11-Complete		\$28,760	
Total IRP Sites	23	MRSPP-6	0	Total MRSs	0	Five-Year Review Completed																	

<p>IRP Progress in FY10: Soils RACR was submitted Feb 09. CWB purchase was completed in Dec 08. Draft RAPs for GW and Sediments were submitted in June 09. CAO was submitted in June 09.</p> <p>IRP Progress Planned for FY11-FY12: Groundwater LTM will begin. PRB CCR will be approved. ET, FOSET, and Quit Claim Deed will be submitted for Governor's signature. PMZ from City of Dallas will be obtained. ECP will be finalized. RAPs, CAO, & FOST to be finalized.</p>	<p>MMRP Progress in FY10: No MMRP sites identified.</p> <p>MMRP Progress Planned for FY11-FY12: No MMRP sites identified.</p>
--	---

NAVY - MCGREGOR NWIRP / TX617002470800 / RAB

IRP Sites and MRSs by Classification				Study	19	0	0	0	0	0			\$13,303	\$0	\$0	\$0	\$0	\$0	\$0	\$0	FY13	\$1,136	\$0
Response Complete	14	Response Complete	0	IRA	3(3)	0(0)	0(0)	0(0)			FUND		\$25,581	\$0	\$0	\$0	\$0	\$0	\$0	\$0	FY14	\$1,155	\$0
High	0	MRSPP-1	0	MRSPP-7	0	Design	2	0	0	0	0		\$0	\$0	\$0	\$0	\$0	\$0	\$0	\$0	FY15	\$1,175	\$0
Medium	0	MRSPP-2	0	MRSPP-8	0	RA-C	4	0	0	0	0	FUND	\$2,322	\$0	\$0	\$0	\$0	\$0	\$0	\$0	FY16	\$1,195	\$0
Low	0	MRSPP-3	0	Evaluation Pending	0	RA-O	0	0	5	0	0	0	\$9,234	\$0	\$1,261	\$0	\$1,073	\$0	\$989	\$0	FY11-Comp. IRP		\$28,012
Not Evaluated	0	MRSPP-4	0	No Known/Suspected	0	LTM	0	0	0	0	1	0	\$0	\$0	\$0	\$0	\$0	\$0	\$0	\$0	FY11-Comp. MMRP		\$0
Not Required	5	MRSPP-5	0	No Longer Required	0	IRP Final RC: FY 2021 MRS Final RC: FY -					Total	\$50,440	\$0	\$1,261	\$0	\$1,073	\$0	\$989	\$0	FY11-Complete		\$28,012	
Total IRP Sites	19	MRSPP-6	0	Total MRSs	0	Five-Year Review Completed and Planned for Future																	

<p>IRP Progress in FY10: Continue running Area M treatment system. Transfer property. Continue LTM.</p> <p>IRP Progress Planned for FY11-FY12: Continue running Area M treatment system. Continue LTM.</p>	<p>MMRP Progress in FY10: No MMRP sites identified.</p> <p>MMRP Progress Planned for FY11-FY12: No MMRP sites identified.</p>
--	---

AIR FORCE - AIR FORCE PLANT 4 / TX657172460500 / NPL / RAB

IRP Sites and MRSs by Classification				Study	30	0	0	0	0	0			\$13,491	\$0	\$0	\$0	\$0	\$0	\$0	\$0	FY13	\$1,866	\$0
Response Complete	28	Response Complete	0	IRA	4(12)	0(0)	0(0)	0(0)					\$10,366	\$0	\$0	\$0	\$827	\$0	\$0	\$0	FY14	\$1,371	\$0
High	0	MRSPP-1	0	MRSPP-7	0	Design	2	0	0	0	0		\$8,233	\$0	\$0	\$0	\$0	\$0	\$0	\$0	FY15	\$1,371	\$0
Medium	0	MRSPP-2	0	MRSPP-8	0	RA-C	3	0	0	0	0		\$13,946	\$0	\$0	\$0	\$0	\$0	\$0	\$0	FY16	\$1,337	\$0
Low	0	MRSPP-3	0	Evaluation Pending	0	RA-O	1	0	2	0	0	0	\$23,552	\$0	\$1,340	\$0	\$1,257	\$0	\$1,280	\$0	FY11-Comp. IRP		\$13,210
Not Evaluated	0	MRSPP-4	0	No Known/Suspected	0	LTM	0	0	1	0	2	0	\$2,075	\$0	\$0	\$0	\$0	\$0	\$156	\$0	FY11-Comp. MMRP		\$0
Not Required	2	MRSPP-5	0	No Longer Required	0	IRP Final RC: FY 2018 MRS Final RC: FY -					Total	\$71,663	\$0	\$1,340	\$0	\$2,084	\$0	\$1,436	\$0	FY11-Complete		\$13,210	
Total IRP Sites	30	MRSPP-6	0	Total MRSs	0	Five-Year Review Completed and Planned for Future																	

<p>IRP Progress in FY10: Refer to Page F-13.</p> <p>IRP Progress Planned for FY11-FY12: Refer to Page F-13.</p>	<p>MMRP Progress in FY10: No MMRP sites identified.</p> <p>MMRP Progress Planned for FY11-FY12: No MMRP sites identified.</p>
---	---

*CTC Delta Reason: C-TECH-Technical Issues, C-REG-Regulatory Issues, C-EST-Estimating Criteria

**Schedule Impact Reason: TECH-Technical, CONT-Contracting, PERS-Personnel, REG-Regulatory, FUND-Funding

Note: Totals reflect installation project funding allocated to individual sites and do not include program management and other support costs.

Table E-6 Status of Installations with FY11 to Completion Cost Estimate Greater Than \$10,000,000

DoD Component - Installation / FFID / NPL or Proposed NPL / BRAC Year / RAB / CTC Delta from FY09*														FY10 Schedule Impact**		Costs Through FY10 (\$000)		FY10 Funds Obligated (\$000)		FY11 Execution Planned (\$000)		FY12 Planning Estimate (\$000)		Estimated Costs (\$000)		
Phase	Completed				Underway				Future				IRP	MMRP	IRP	MMRP	IRP	MMRP	IRP	MMRP	IRP	MMRP	Fiscal Year	IRP	MMRP	
	IRP	MMRP	IRP	MMRP	IRP	MMRP	IRP	MMRP	IRP	MMRP	IRP	MMRP														IRP

Texas

AIR FORCE - KELLY AFB / TX657172433300 / BRAC 1995 / RAB

IRP Sites and MRSs by Classification				Study	35	2	0	0	0	0																	
Response Complete	24	Response Complete	2	IRA	20(24)	0(0)	0(0)	0(0)						\$61,887	\$0	\$0	\$0	\$0	\$0	\$0	\$0	\$0	\$0	FY13	\$527	\$0	
High	0	MRSPP-1	0	MRSPP-7	0	Design	10	0	0	0	0	0		\$37,178	\$0	\$0	\$0	\$0	\$0	\$0	\$0	\$0	FY14	\$0	\$0		
Medium	0	MRSPP-2	0	MRSPP-8	0	RA-C	11	0	0	0	0	0		\$48,593	\$0	\$0	\$0	\$0	\$0	\$0	\$0	FY15	\$2,314	\$0			
Low	0	MRSPP-3	0	Evaluation Pending	0	RA-O	1	0	11	0	0	0		\$74,810	\$0	\$5,239	\$0	\$22,921	\$0	\$0	\$0	FY16	\$5,262	\$0			
Not Evaluated	0	MRSPP-4	0	No Known/Suspected	0	LTM	0	0	17	0	8	0		\$7,969	\$0	\$17	\$0	\$17	\$0	\$0	\$0	FY11-Comp. IRP		\$48,572			
Not Required	11	MRSPP-5	0	No Longer Required	2	IRP Final RC: FY 2023 MRS Final RC: FY 2008						Total	\$290,625	\$0	\$5,256	\$0	\$22,938	\$0	\$0	\$0	\$0	\$0	FY11-Complete		\$48,572		
Total IRP Sites	35	MRSPP-6	0	Total MRSs	2	Five-Year Review Completed and Planned for Future																					

IRP Progress in FY10:	Refer to Page F-98.	MMRP Progress in FY10:	Refer to Page F-98.
IRP Progress Planned for FY11-FY12:	Refer to Page F-98.	MMRP Progress Planned for FY11-FY12:	Refer to Page F-98.

AIR FORCE - LACKLAND AIR FORCE BASE / TX657152412900 / BRAC 2005 Realignment / RAB / C-EST

IRP Sites and MRSs by Classification				Study	75	12	0	14	27	0																	
Response Complete	59	Response Complete	5	IRA	9(15)	0(0)	1(1)	0(0)						\$16,975	\$5,384	\$0	\$3,924	\$0	\$0	\$0	\$0	\$0	FY13	\$14,030	\$2,349		
High	0	MRSPP-1	0	MRSPP-7	0	Design	17	0	0	0	0	0		\$5,301	\$0	\$0	\$0	\$0	\$0	\$0	\$0	FY14	\$1,347	\$899			
Medium	2	MRSPP-2	0	MRSPP-8	0	RA-C	27	0	2	0	1	14		\$39,825	\$0	\$216	\$0	\$0	\$0	\$0	\$0	FY15	\$990	\$204			
Low	0	MRSPP-3	0	Evaluation Pending	21	RA-O	2	0	14	0	0	0		\$11,882	\$0	\$2,457	\$0	\$3,870	\$0	\$1,951	\$0	FY16	\$1,947	\$180			
Not Evaluated	27	MRSPP-4	0	No Known/Suspected	0	LTM	5	0	1	0	14	14		\$2,892	\$0	\$181	\$0	\$32	\$0	\$49	\$0	FY11-Comp. IRP		\$65,068			
Not Required	14	MRSPP-5	0	No Longer Required	5	IRP Final RC: FY 2029 MRS Final RC: FY 2014						Total	\$87,035	\$5,384	\$2,854	\$3,924	\$3,902	\$0	\$2,000	\$0	\$0	\$0	FY11-Comp. MMRP		\$5,775		
Total IRP Sites	102	MRSPP-6	0	Total MRSs	26	Five-Year Review Completed and Planned for Future																					

IRP Progress in FY10:	Restoration Advisory Board; ERP Community Relations; RA-O for KFA GWTP; GW Monitoring Well Maintenance Program; RA-O for KFA Landfills; Compliance Plan Monitoring Requirements; RA-O for Site SS050; LTM (Year 10) for Site LF-021; Technical and Admin Project Support; Site Closeout Buildings 894 & 966; Five-Year Review for SS050; Remedial Action & Site Closeout AOC 17 S 49; and LUCs at LF028 and LF029.	MMRP Progress in FY10:	Completed the draft final basewide CSE Phase II Report. All MMRP Sites were scored under the MRSPP requirement. A basewide RI with EE/CA was awarded in FY10.
IRP Progress Planned for FY11-FY12:	Restoration Advisory Board; ERP Community Relations; RA-O for KFA GWTP; GW Monitoring Well Maintenance Program; RA-O for KFA Landfills; Compliance Plan Monitoring; RA-O for SS050; LTM (Year 11) for Site LF021; LTM for Site LF028 & LF029; GEITA Technical and Admin Project Support.	MMRP Progress Planned for FY11-FY12:	Complete the RI and EE/CA actions.

FORMERLY USED DEFENSE SITES - AMARILLO AIR FORCE BASE / TX69799F649900

IRP Sites and MRSs by Classification				Study	5	0	0	1	0	0																	
Response Complete	2	Response Complete	0	IRA	1(1)	0(0)	0(0)	0(0)						\$5,258	\$167	\$0	\$0	\$0	\$0	\$0	\$0	\$559	FY13	\$34	\$182		
High	0	MRSPP-1	0	MRSPP-7	0	Design	3	0	0	0	0	1		\$128	\$0	\$0	\$0	\$0	\$0	\$0	\$0	FY14	\$0	\$0			
Medium	0	MRSPP-2	0	MRSPP-8	0	RA-C	2	0	3	0	0	1		\$5,123	\$0	\$55	\$0	\$171	\$0	\$56	\$0	FY15	\$0	\$0			
Low	1	MRSPP-3	0	Evaluation Pending	1	RA-O	0	0	0	0	0	0		\$0	\$0	\$0	\$0	\$0	\$0	\$0	\$0	FY16	\$0	\$0			
Not Evaluated	0	MRSPP-4	0	No Known/Suspected	0	LTM	0	0	0	0	1	1		\$0	\$0	\$0	\$0	\$0	\$0	\$0	\$0	FY11-Comp. IRP		\$710			
Not Required	2	MRSPP-5	0	No Longer Required	0	IRP Final RC: FY 2015 MRS Final RC: FY 2030						Total	\$10,946	\$167	\$55	\$0	\$171	\$0	\$56	\$559	\$0	\$0	FY11-Comp. MMRP		\$15,853		
Total IRP Sites	5	MRSPP-6	0	Total MRSs	1	Five-Year Review Completed and Planned for Future																					

IRP Progress in FY10:	Landfill: GW monitoring has ceased due to 4 consecutive sampling rounds with no exceedences. TCEQ does not concur with discontinuance of sampling and issue being worked with regulators. Small Arms Firing Range: Currently undergoing RD/RA.	MMRP Progress in FY10:	Final MMRP SI report recommended proceeding to RIFS for two MRSs and NDAI for two MRSs. Regulators disagree and district is working to resolve issues.
IRP Progress Planned for FY11-FY12:	Continue to negotiate with regulators to resolve outstanding issues for the projects and associated reports. Resolve ongoing/new PRP issues. Review/evaluate findings at SAFR and determine future actions - coordinate with regulators & stakeholders.	MMRP Progress Planned for FY11-FY12:	Resolve issues with regulators and evaluate future funding of RIFS based on MRSPP score/ranking.

*CTC Delta Reason: C-TECH-Technical Issues, C-REG-Regulatory Issues, C-EST-Estimating Criteria

**Schedule Impact Reason: TECH-Technical, CONT-Contracting, PERS-Personnel, REG-Regulatory, FUND-Funding

Note: Totals reflect installation project funding allocated to individual sites and do not include program management and other support costs.

Table E-6 Status of Installations with FY11 to Completion Cost Estimate Greater Than \$10,000,000

DoD Component - Installation / FFID / NPL or Proposed NPL / BRAC Year / RAB / CTC Delta from FY09*																				
Phase	Completed		Underway		Future		FY10 Schedule Impact**		Costs Through FY10 (\$000)		FY10 Funds Obligated (\$000)		FY11 Execution Planned (\$000)		FY12 Planning Estimate (\$000)		Estimated Costs (\$000)			
	IRP	MMRP	IRP	MMRP	IRP	MMRP	IRP	MMRP	IRP	MMRP	IRP	MMRP	IRP	MMRP	IRP	MMRP	Fiscal Year	IRP	MMRP	
	Sites (Actions)						IRP	MMRP	IRP	MMRP	IRP	MMRP	IRP	MMRP	IRP	MMRP				

Texas

FORMERLY USED DEFENSE SITES - ATLAS MISSILE NO.7 (K06OK0407) / TX69799F648800 / C-EST

IRP Sites and MRSs by Classification				Study	1	0	1	0	0	0													
Response Complete	1	Response Complete	0	IRA	0(0)	0(0)	0(0)	0(0)					\$2,457	\$0	\$31	\$0	\$340	\$0	\$0	\$0	FY13	\$72	\$0
High	0	MRSPP-1	0	MRSPP-7	0	0	0	0	1	0			\$0	\$0	\$0	\$0	\$0	\$0	\$0	\$0	FY14	\$0	\$0
Medium	1	MRSPP-2	0	MRSPP-8	0	RA-C	0	0	0	1	0		\$984	\$0	\$0	\$0	\$278	\$0	\$156	\$0	FY15	\$0	\$0
Low	0	MRSPP-3	0	Evaluation Pending	0	RA-O	0	0	0	0	0		\$0	\$0	\$0	\$0	\$0	\$0	\$0	\$0	FY16	\$0	\$0
Not Evaluated	0	MRSPP-4	0	No Known/Suspected	0	LTM	0	0	0	1	0		\$0	\$0	\$0	\$0	\$0	\$0	\$0	\$0	FY11-Comp. IRP	\$11,459	\$0
Not Required	0	MRSPP-5	0	No Longer Required	0																FY11-Comp. MMRP	\$0	\$0
Total IRP Sites	2	MRSPP-6	0	Total MRSs	0	IRP Final RC: FY 2020 MRS Final RC: FY -						Total	\$3,441	\$0	\$31	\$0	\$618	\$0	\$156	\$0	FY11-Complete	\$11,459	\$0

<p>IRP Progress in FY10: Worked toward resolution of ROE and regulatory issues with ongoing RIFS at site.</p> <p>IRP Progress Planned for FY11-FY12: Complete current RIFS phase activities at site. No plans to initiate new/additional phases at site until responsibility assessment (national level) issues are resolved.</p>	<p>MMRP Progress in FY10: No MMRP sites identified.</p> <p>MMRP Progress Planned for FY11-FY12: No MMRP sites identified.</p>
---	---

FORMERLY USED DEFENSE SITES - CAMP BARKELEY (FORT BARKLEY) / TX69799F644200

IRP Sites and MRSs by Classification				Study	2	1	0	1	0	1	FUND	FUND	\$13	\$268	\$0	\$0	\$0	\$0	\$0	\$0			
Response Complete	2	Response Complete	1	IRA	0(0)	0(0)	0(0)	0(0)					\$0	\$0	\$0	\$0	\$0	\$0	\$0	\$0	FY13	\$0	\$0
High	0	MRSPP-1	0	MRSPP-7	0	Design	2	0	0	0	1		\$12	\$0	\$0	\$0	\$0	\$0	\$0	\$0	FY14	\$0	\$0
Medium	0	MRSPP-2	0	MRSPP-8	0	RA-C	2	0	0	0	1		\$19	\$0	\$0	\$0	\$0	\$0	\$0	\$0	FY15	\$0	\$0
Low	0	MRSPP-3	0	Evaluation Pending	2	RA-O	0	0	0	0	0		\$0	\$0	\$0	\$0	\$0	\$0	\$0	\$0	FY16	\$0	\$0
Not Evaluated	0	MRSPP-4	0	No Known/Suspected	0	LTM	1	1	0	0	1		\$1	\$2	\$1	\$2	\$0	\$0	\$0	\$0	FY11-Comp. IRP	\$0	\$0
Not Required	0	MRSPP-5	0	No Longer Required	1																FY11-Comp. MMRP	\$80,612	\$0
Total IRP Sites	2	MRSPP-6	0	Total MRSs	3	IRP Final RC: FY 1998 MRS Final RC: FY 2033						Total	\$45	\$270	\$1	\$2	\$0	\$0	\$0	\$0	FY11-Complete	\$80,612	\$0

<p>IRP Progress in FY10: No progress reported.</p> <p>IRP Progress Planned for FY11-FY12: No actions planned.</p>	<p>MMRP Progress in FY10: SI report for MMRP/CWM was provided to regulators.</p> <p>MMRP Progress Planned for FY11-FY12: Finalize SI report for MMRP/CWM site. No other work planned.</p>
---	---

FORMERLY USED DEFENSE SITES - CAMP BOWIE / TX69799F644400

IRP Sites and MRSs by Classification				Study	2	0	1	1	0	0	REG	REG	\$1,163	\$2,794	\$14	\$0	\$84	\$0	\$0	\$0			
Response Complete	2	Response Complete	0	IRA	0(0)	1(1)	0(0)	0(0)					\$0	\$88	\$0	\$0	\$0	\$0	\$0	\$0	FY13	\$705	\$0
High	1	MRSPP-1	0	MRSPP-7	0	Design	1	0	0	1	1		\$30	\$0	\$0	\$0	\$88	\$0	\$0	\$0	FY14	\$0	\$0
Medium	0	MRSPP-2	0	MRSPP-8	0	RA-C	1	0	0	1	1		\$43	\$0	\$0	\$0	\$117	\$0	\$328	\$0	FY15	\$0	\$0
Low	0	MRSPP-3	0	Evaluation Pending	1	RA-O	0	0	0	0	0		\$0	\$0	\$0	\$0	\$0	\$0	\$0	\$0	FY16	\$0	\$0
Not Evaluated	0	MRSPP-4	0	No Known/Suspected	0	LTM	2	0	0	1	1		\$2	\$0	\$2	\$0	\$0	\$0	\$0	\$0	FY11-Comp. IRP	\$1,875	\$0
Not Required	0	MRSPP-5	0	No Longer Required	0																FY11-Comp. MMRP	\$26,919	\$0
Total IRP Sites	3	MRSPP-6	0	Total MRSs	1	IRP Final RC: FY 2014 MRS Final RC: FY 2044						Total	\$1,238	\$2,882	\$16	\$0	\$289	\$0	\$328	\$0	FY11-Complete	\$28,794	\$0

<p>IRP Progress in FY10: Project close out reports were completed for a con/htrw and a htrw project. Field work for the RI/FS on the landfill was completed.</p> <p>IRP Progress Planned for FY11-FY12: Produce draft RI/FS on the landfill, project 13, attend to regulatory comments.</p>	<p>MMRP Progress in FY10: No progress reported.</p> <p>MMRP Progress Planned for FY11-FY12: No actions planned.</p>
---	---

*CTC Delta Reason: C-TECH-Technical Issues, C-REG-Regulatory Issues, C-EST-Estimating Criteria **Schedule Impact Reason: TECH-Technical, CONT-Contracting, PERS-Personnel, REG-Regulatory, FUND-Funding
 Note: Totals reflect installation project funding allocated to individual sites and do not include program management and other support costs.

Table E-6 Status of Installations with FY11 to Completion Cost Estimate Greater Than \$10,000,000

DoD Component - Installation / FFID / NPL or Proposed NPL / BRAC Year / RAB / CTC Delta from FY09*																							
Phase	Completed		Underway		Future		FY10 Schedule Impact**		Costs Through FY10 (\$000)		FY10 Funds Obligated (\$000)		FY11 Execution Planned (\$000)		FY12 Planning Estimate (\$000)		Estimated Costs (\$000)						
	IRP	MMRP	IRP	MMRP	IRP	MMRP	IRP	MMRP	IRP	MMRP	IRP	MMRP	IRP	MMRP	IRP	MMRP	Fiscal Year	IRP	MMRP				
	Sites (Actions)																IRP	MMRP	IRP	MMRP	IRP	MMRP	IRP

Texas

◆ **FORMERLY USED DEFENSE SITES - CAMP HOWZE (FELDERHOFF) / TX69799F644700**

IRP Sites and MRSs by Classification				Study	1	0	1	1	0	0	REG	REG	\$755	\$4,722	\$22	\$179	\$22	\$400	\$59	\$0	FY13	\$94	\$5,056	
Response Complete	1	Response Complete	0	IRA	0(0)	1(1)	0(0)	0(0)					\$30	\$0	\$0	\$0	\$0	\$0	\$0	\$0	FY14	\$6	\$5,275	
High	0	MRSPP-1	0	MRSPP-7	0	Design	1	0	0	0	1	1	\$25	\$0	\$0	\$0	\$0	\$0	\$0	\$50	FY15	\$214	\$5,275	
Medium	1	MRSPP-2	1	MRSPP-8	0	RA-C	1	0	0	1	1	0	\$0	\$19,423	\$0	\$0	\$0	\$0	\$0	\$189	FY16	\$888	\$5,314	
Low	0	MRSPP-3	0	Evaluation Pending	0	RA-O	0	0	0	0	0	0	\$0	\$0	\$0	\$0	\$0	\$0	\$0	\$0	FY11-Comp. IRP		\$1,945	
Not Evaluated	0	MRSPP-4	0	No Known/Suspected	0	LTM	2	0	0	1	1	0	\$5	\$1	\$1	\$0	\$0	\$0	\$0	\$0	FY11-Comp. MMRP		\$22,015	
Not Required	0	MRSPP-5	0	No Longer Required	0	IRP Final RC: FY 2019 MRS Final RC: FY 2037						Total	\$815	\$24,146	\$23	\$179	\$22	\$400	\$59	\$239	FY11-Complete		\$23,960	
Total IRP Sites	2	MRSPP-6	0	Total MRSs	1	Five-Year Review Planned for Future																		

IRP Progress in FY10: Finished project close out, PCO, for a con/htrw project, 9. Continued work on the RI/FS for project 11 the landfill.

IRP Progress Planned for FY11-FY12: Conduct field work for the RI/FS landfill, write report.

MMRP Progress in FY10: The draft final report for the RI/FS was completed.

MMRP Progress Planned for FY11-FY12: Review report by USACE and the stakeholders, attend to comments.

◆ **FORMERLY USED DEFENSE SITES - CAMP HULEN (PALACIOS IND. CO.) / TX69799F644800**

IRP Sites and MRSs by Classification				Study	1	0	0	1	0	0			\$13	\$217	\$0	\$0	\$0	\$0	\$0	\$0	FY13	\$0	\$0	
Response Complete	1	Response Complete	0	IRA	0(0)	0(0)	0(0)	0(0)					\$0	\$0	\$0	\$0	\$0	\$0	\$0	\$0	FY14	\$0	\$0	
High	0	MRSPP-1	0	MRSPP-7	0	Design	1	0	0	0	0	1	\$15	\$0	\$0	\$0	\$0	\$0	\$0	\$0	FY15	\$0	\$0	
Medium	0	MRSPP-2	0	MRSPP-8	0	RA-C	1	0	0	0	0	1	\$331	\$0	\$0	\$0	\$0	\$0	\$0	\$0	FY16	\$0	\$0	
Low	0	MRSPP-3	0	Evaluation Pending	1	RA-O	0	0	0	0	0	0	\$0	\$0	\$0	\$0	\$0	\$0	\$0	\$0	FY11-Comp. IRP		\$0	
Not Evaluated	0	MRSPP-4	0	No Known/Suspected	0	LTM	1	0	0	0	0	1	\$2	\$0	\$2	\$0	\$0	\$0	\$0	\$0	FY11-Comp. MMRP		\$32,885	
Not Required	0	MRSPP-5	0	No Longer Required	0	IRP Final RC: FY 1998 MRS Final RC: FY 2059						Total	\$361	\$217	\$2	\$0	\$0	\$0	\$0	\$0	\$0	FY11-Complete		\$32,885
Total IRP Sites	1	MRSPP-6	0	Total MRSs	1																			

IRP Progress in FY10: No progress reported.

IRP Progress Planned for FY11-FY12: No actions planned.

MMRP Progress in FY10: No progress reported.

MMRP Progress Planned for FY11-FY12: No actions planned.

◆ **FORMERLY USED DEFENSE SITES - CAMP MAXEY / TX69799F668600 / C-EST**

IRP Sites and MRSs by Classification				Study	1	0	0	1	0	0			\$0	\$4,538	\$0	\$251	\$0	\$400	\$0	\$1	FY13	\$0	\$0	
Response Complete	1	Response Complete	0	IRA	0(0)	1(1)	0(0)	0(0)					\$30	\$0	\$0	\$0	\$0	\$0	\$0	\$0	FY14	\$0	\$0	
High	0	MRSPP-1	0	MRSPP-7	0	Design	1	0	0	0	0	1	\$17	\$0	\$0	\$0	\$0	\$0	\$0	\$217	FY15	\$0	\$0	
Medium	0	MRSPP-2	1	MRSPP-8	0	RA-C	1	0	0	1	0	0	\$0	\$10,034	\$0	\$261	\$0	\$0	\$0	\$0	FY16	\$0	\$253	
Low	0	MRSPP-3	0	Evaluation Pending	0	RA-O	0	0	0	0	0	0	\$0	\$0	\$0	\$0	\$0	\$0	\$0	\$0	FY11-Comp. IRP		\$0	
Not Evaluated	0	MRSPP-4	0	No Known/Suspected	0	LTM	0	0	0	0	0	1	\$0	\$0	\$0	\$0	\$0	\$0	\$0	\$0	FY11-Comp. MMRP		\$18,561	
Not Required	0	MRSPP-5	0	No Longer Required	0	IRP Final RC: FY 1999 MRS Final RC: FY 2017						Total	\$47	\$14,572	\$0	\$512	\$0	\$400	\$0	\$218	FY11-Complete		\$18,561	
Total IRP Sites	1	MRSPP-6	0	Total MRSs	1	Five-Year Review Planned for Future																		

IRP Progress in FY10: No progress reported.

IRP Progress Planned for FY11-FY12: No actions planned.

MMRP Progress in FY10: The non-TCRA was completed. RI/FS work plan was revised.

MMRP Progress Planned for FY11-FY12: Continue with field work for RI/FS.

*CTC Delta Reason: C-TECH-Technical Issues, C-REG-Regulatory Issues, C-EST-Estimating Criteria

**Schedule Impact Reason: TECH-Technical, CONT-Contracting, PERS-Personnel, REG-Regulatory, FUND-Funding

Note: Totals reflect installation project funding allocated to individual sites and do not include program management and other support costs.

Table E-6 Status of Installations with FY11 to Completion Cost Estimate Greater Than \$10,000,000

DoD Component - Installation / FFID / NPL or Proposed NPL / BRAC Year / RAB / CTC Delta from FY09*																					
Phase	Completed		Underway		Future		FY10 Schedule Impact**		Costs Through FY10 (\$000)		FY10 Funds Obligated (\$000)		FY11 Execution Planned (\$000)		FY12 Planning Estimate (\$000)		Estimated Costs (\$000)				
	IRP	MMRP	IRP	MMRP	IRP	MMRP	IRP	MMRP	IRP	MMRP	IRP	MMRP	IRP	MMRP	IRP	MMRP	Fiscal Year	IRP	MMRP		
	Sites (Actions)						IRP	MMRP	IRP	MMRP	IRP	MMRP	IRP	MMRP	IRP	MMRP					

Texas

FORMERLY USED DEFENSE SITES - CAMP SWIFT / TX69799F668500

IRP Sites and MRSs by Classification				Study	2	0	0	1	0	0	0	TECH	TECH	\$13	\$4,684	\$0	\$729	\$0	\$249	\$0	\$1	FY13	\$0	\$0					
Response Complete	2	Response Complete	0	IRA	0(0)	1(1)	0(0)	0(0)						\$0	\$434	\$0	\$0	\$0	\$0	\$0	\$0	\$0	\$0	\$0	FY14	\$0	\$0		
High	0	MRSPP-1	0	MRSPP-7	0	Design	2	0	0	0	0	1		\$168	\$0	\$0	\$0	\$0	\$78	\$0	\$0	\$0	\$0	\$0	FY15	\$0	\$0		
Medium	0	MRSPP-2	0	MRSPP-8	0	RA-C	2	0	0	1	0	0		\$243	\$22	\$0	\$0	\$0	\$0	\$0	\$0	\$0	\$0	\$0	FY16	\$0	\$0		
Low	0	MRSPP-3	0	Evaluation Pending	1	RA-O	0	0	0	0	0	0		\$0	\$0	\$0	\$0	\$0	\$0	\$0	\$0	\$0	\$0	\$0	FY11-Comp. IRP		\$0		
Not Evaluated	0	MRSPP-4	0	No Known/Suspected	0	LTM	0	0	0	0	0	1		\$0	\$0	\$0	\$0	\$0	\$0	\$0	\$0	\$0	\$0	\$0	FY11-Comp. MMRP		\$18,958		
Not Required	0	MRSPP-5	0	No Longer Required	0	IRP Final RC: FY 1996 MRS Final RC: FY 2019						Total	\$424	\$5,140	\$0	\$729	\$0	\$327	\$0	\$1	FY11-Complete		\$18,958						
Total IRP Sites	2	MRSPP-6	0	Total MRSs	1	Five-Year Review Planned for Future																							

IRP Progress in FY10: No progress reported.

IRP Progress Planned for FY11-FY12: No actions planned.

MMRP Progress in FY10: Drafted RI/FS work plan.

MMRP Progress Planned for FY11-FY12: Attend to right of entry issues with private landowners (several thousand), in order to attend to field work for the RI/FS.

FORMERLY USED DEFENSE SITES - CAMP WOLTERS / TX69799F646400

IRP Sites and MRSs by Classification				Study	1	0	1	1	0	0	0	TECH	TECH	\$940	\$955	\$350	\$5	\$354	\$2,717	\$0	\$314	FY13	\$0	\$0			
Response Complete	1	Response Complete	0	IRA	0(0)	1(1)	0(0)	0(0)						\$0	\$175	\$0	\$0	\$0	\$0	\$0	\$0	\$0	\$0	\$0	FY14	\$0	\$0
High	0	MRSPP-1	0	MRSPP-7	0	Design	1	0	0	0	0	1		\$265	\$0	\$0	\$0	\$0	\$0	\$0	\$0	\$0	\$0	\$0	FY15	\$79	\$0
Medium	1	MRSPP-2	0	MRSPP-8	0	RA-C	1	0	0	0	1	1		\$1,130	\$0	\$0	\$0	\$0	\$0	\$0	\$0	\$0	\$0	\$0	FY16	\$0	\$0
Low	0	MRSPP-3	0	Evaluation Pending	1	RA-O	0	0	0	0	0	0		\$0	\$0	\$0	\$0	\$0	\$0	\$0	\$0	\$0	\$0	\$0	FY11-Comp. IRP		\$473
Not Evaluated	0	MRSPP-4	0	No Known/Suspected	0	LTM	1	0	0	0	1	1		\$7	\$0	\$0	\$0	\$0	\$0	\$0	\$0	\$0	\$0	\$0	FY11-Comp. MMRP		\$22,035
Not Required	0	MRSPP-5	0	No Longer Required	0	IRP Final RC: FY 2017 MRS Final RC: FY 2046						Total	\$2,342	\$1,130	\$350	\$5	\$354	\$2,717	\$0	\$314	FY11-Complete		\$22,508				
Total IRP Sites	2	MRSPP-6	0	Total MRSs	1																						

IRP Progress in FY10: Awarded the RI/FS.

IRP Progress Planned for FY11-FY12: Conduct field work and draft the RI/FS for the landfill project

MMRP Progress in FY10: The SI was awarded and field work began.

MMRP Progress Planned for FY11-FY12: Finish writing SI report and finalize.

FORMERLY USED DEFENSE SITES - CASTNER RANGE / TX69799F648000

IRP Sites and MRSs by Classification				Study	0	0	0	1	0	0			\$0	\$177	\$0	\$20	\$0	\$744	\$0	\$0	FY13	\$0	\$0				
Response Complete	0	Response Complete	0	IRA	0(0)	1(1)	0(0)	0(0)						\$0	\$130	\$0	\$0	\$0	\$0	\$0	\$0	\$0	\$0	\$0	FY14	\$0	\$0
High	0	MRSPP-1	0	MRSPP-7	0	Design	0	0	0	0	0	1		\$0	\$0	\$0	\$0	\$0	\$0	\$0	\$0	\$0	\$0	\$0	FY15	\$0	\$0
Medium	0	MRSPP-2	0	MRSPP-8	0	RA-C	0	0	0	0	0	1		\$0	\$0	\$0	\$0	\$0	\$0	\$0	\$0	\$0	\$0	\$0	FY16	\$0	\$0
Low	0	MRSPP-3	0	Evaluation Pending	1	RA-O	0	0	0	0	0	0		\$0	\$0	\$0	\$0	\$0	\$0	\$0	\$0	\$0	\$0	\$0	FY11-Comp. IRP		\$0
Not Evaluated	0	MRSPP-4	0	No Known/Suspected	0	LTM	0	0	0	0	0	1		\$0	\$0	\$0	\$0	\$0	\$0	\$0	\$0	\$0	\$0	\$0	FY11-Comp. MMRP		\$11,781
Not Required	0	MRSPP-5	0	No Longer Required	0	IRP Final RC: FY - MRS Final RC: FY 2039						Total	\$0	\$307	\$0	\$20	\$0	\$744	\$0	\$0	FY11-Complete		\$11,781				
Total IRP Sites	0	MRSPP-6	0	Total MRSs	1																						

IRP Progress in FY10: No IRP sites identified.

IRP Progress Planned for FY11-FY12: No IRP sites identified.

MMRP Progress in FY10: No progress reported.

MMRP Progress Planned for FY11-FY12: Initiate RI/FS depending on available funding.

*CTC Delta Reason: C-TECH-Technical Issues, C-REG-Regulatory Issues, C-EST-Estimating Criteria

**Schedule Impact Reason: TECH-Technical, CONT-Contracting, PERS-Personnel, REG-Regulatory, FUND-Funding

Note: Totals reflect installation project funding allocated to individual sites and do not include program management and other support costs.

Table E-6 Status of Installations with FY11 to Completion Cost Estimate Greater Than \$10,000,000

DoD Component - Installation / FFID / NPL or Proposed NPL / BRAC Year / RAB / CTC Delta from FY09*																			
Phase	Completed		Underway		Future		FY10 Schedule Impact**		Costs Through FY10 (\$000)		FY10 Funds Obligated (\$000)		FY11 Execution Planned (\$000)		FY12 Planning Estimate (\$000)		Estimated Costs (\$000)		
	IRP	MMRP	IRP	MMRP	IRP	MMRP	IRP	MMRP	IRP	MMRP	IRP	MMRP	IRP	MMRP	IRP	MMRP	Fiscal Year	IRP	MMRP
	Sites (Actions)						IRP	MMRP	IRP	MMRP	IRP	MMRP	IRP	MMRP	IRP	MMRP			

Texas

◆ **FORMERLY USED DEFENSE SITES - DALHART PREC BOMB RGE 3-4 / TX69799F665000**

IRP Sites and MRSs by Classification				Study	0	0	0	1	0	0			\$0	\$211	\$0	\$0	\$0	\$0	\$0	\$0	FY13	\$0	\$0
Response Complete	0	Response Complete	0	IRA	0(0)	0(0)	0(0)	0(0)					\$0	\$0	\$0	\$0	\$0	\$0	\$0	\$0	FY14	\$0	\$0
High	0	MRSPP-1	0	MRSPP-7	0	0	0	0	0	1			\$0	\$0	\$0	\$0	\$0	\$0	\$0	\$0	FY15	\$0	\$0
Medium	0	MRSPP-2	0	MRSPP-8	0	RA-C	0	0	0	0	1		\$0	\$0	\$0	\$0	\$0	\$0	\$0	\$0	FY16	\$0	\$0
Low	0	MRSPP-3	0	Evaluation Pending	1	RA-O	0	0	0	0	0		\$0	\$0	\$0	\$0	\$0	\$0	\$0	\$0	FY11-Comp. IRP		\$0
Not Evaluated	0	MRSPP-4	0	No Known/Suspected	0	LTM	0	0	0	0	1		\$0	\$0	\$0	\$0	\$0	\$0	\$0	\$0	FY11-Comp. MMRP		\$18,411
Not Required	0	MRSPP-5	0	No Longer Required	0	IRP Final RC: FY - MRS Final RC: FY 2074					Total	\$0	\$211	\$0	\$0	\$0	\$0	\$0	\$0	\$0	FY11-Complete		\$18,411
Total IRP Sites	0	MRSPP-6	0	Total MRSs	1																		

IRP Progress in FY10: No IRP sites identified.

IRP Progress Planned for FY11-FY12: No IRP sites identified.

MMRP Progress in FY10: No progress reported.

MMRP Progress Planned for FY11-FY12: No actions planned.

◆ **FORMERLY USED DEFENSE SITES - FORT CLARK / TX69799F644600**

IRP Sites and MRSs by Classification				Study	1	0	0	1	0	0			\$13	\$273	\$0	\$0	\$0	\$0	\$0	\$0	FY13	\$0	\$0
Response Complete	1	Response Complete	0	IRA	0(0)	0(0)	0(0)	0(0)					\$0	\$0	\$0	\$0	\$0	\$0	\$0	\$0	FY14	\$0	\$0
High	0	MRSPP-1	0	MRSPP-7	0	Design	1	0	0	0	1		\$10	\$0	\$0	\$0	\$0	\$0	\$0	\$0	FY15	\$0	\$0
Medium	0	MRSPP-2	0	MRSPP-8	0	RA-C	1	0	0	0	1		\$154	\$0	\$0	\$0	\$0	\$0	\$0	\$0	FY16	\$0	\$0
Low	0	MRSPP-3	0	Evaluation Pending	1	RA-O	0	0	0	0	0		\$0	\$0	\$0	\$0	\$0	\$0	\$0	\$0	FY11-Comp. IRP		\$0
Not Evaluated	0	MRSPP-4	0	No Known/Suspected	0	LTM	1	0	0	0	1		\$1	\$0	\$1	\$0	\$0	\$0	\$0	\$0	FY11-Comp. MMRP		\$22,049
Not Required	0	MRSPP-5	0	No Longer Required	0	IRP Final RC: FY 1999 MRS Final RC: FY 2088					Total	\$178	\$273	\$1	\$0	\$0	\$0	\$0	\$0	\$0	FY11-Complete		\$22,049
Total IRP Sites	1	MRSPP-6	0	Total MRSs	1																		

IRP Progress in FY10: No progress reported.

IRP Progress Planned for FY11-FY12: No actions planned.

MMRP Progress in FY10: No progress reported.

MMRP Progress Planned for FY11-FY12: No actions planned.

◆ **FORMERLY USED DEFENSE SITES - MATAGORDA ISLAND AF RANGE / TX69799F648300 / C-TECH**

IRP Sites and MRSs by Classification				Study	3	0	0	1	0	0			\$84	\$126	\$0	\$0	\$0	\$0	\$0	\$0	FY13	\$0	\$0
Response Complete	3	Response Complete	0	IRA	1(1)	1(1)	0(0)	0(0)					\$35	\$0	\$0	\$0	\$0	\$0	\$0	\$0	FY14	\$0	\$0
High	0	MRSPP-1	0	MRSPP-7	0	Design	3	0	0	0	1		\$181	\$0	\$0	\$0	\$0	\$0	\$0	\$0	FY15	\$0	\$0
Medium	0	MRSPP-2	0	MRSPP-8	0	RA-C	3	0	0	0	1		\$1,062	\$0	\$0	\$0	\$0	\$0	\$0	\$0	FY16	\$0	\$0
Low	0	MRSPP-3	1	Evaluation Pending	0	RA-O	0	0	0	0	0		\$0	\$0	\$0	\$0	\$0	\$0	\$0	\$0	FY11-Comp. IRP		\$1
Not Evaluated	0	MRSPP-4	0	No Known/Suspected	0	LTM	0	0	0	1	1		\$0	\$0	\$0	\$0	\$1	\$0	\$0	\$0	FY11-Comp. MMRP		\$19,427
Not Required	0	MRSPP-5	0	No Longer Required	0	IRP Final RC: FY 1995 MRS Final RC: FY 2077					Total	\$1,362	\$126	\$0	\$0	\$1	\$0	\$0	\$0	\$0	FY11-Complete		\$19,428
Total IRP Sites	3	MRSPP-6	0	Total MRSs	1																		

IRP Progress in FY10: No progress reported.

IRP Progress Planned for FY11-FY12: No actions planned.

MMRP Progress in FY10: No progress reported.

MMRP Progress Planned for FY11-FY12: No actions planned.

*CTC Delta Reason: C-TECH-Technical Issues, C-REG-Regulatory Issues, C-EST-Estimating Criteria

**Schedule Impact Reason: TECH-Technical, CONT-Contracting, PERS-Personnel, REG-Regulatory, FUND-Funding

Note: Totals reflect installation project funding allocated to individual sites and do not include program management and other support costs.

Table E-6 Status of Installations with FY11 to Completion Cost Estimate Greater Than \$10,000,000

DoD Component - Installation / FFID / NPL or Proposed NPL / BRAC Year / RAB / CTC Delta from FY09*																			
Phase	Completed		Underway		Future		FY10 Schedule Impact**		Costs Through FY10 (\$000)		FY10 Funds Obligated (\$000)		FY11 Execution Planned (\$000)		FY12 Planning Estimate (\$000)		Estimated Costs (\$000)		
	IRP	MMRP	IRP	MMRP	IRP	MMRP	IRP	MMRP	IRP	MMRP	IRP	MMRP	IRP	MMRP	IRP	MMRP	Fiscal Year	IRP	MMRP
	Sites (Actions)						IRP	MMRP	IRP	MMRP	IRP	MMRP	IRP	MMRP	IRP	MMRP			

Texas

FORMERLY USED DEFENSE SITES - MATAGORDA PENINSULA BOMBING RANGE / TX69799F825800 / C-TECH / C-EST

IRP Sites and MRSs by Classification				Study	1	2	1	5	0	0	FUND	FUND	\$3	\$147	\$0	\$0	\$91	\$0	\$0	\$0	FY13	\$0	\$0
Response Complete	1	Response Complete	2	IRA	0(0)	0(0)	0(0)	0(0)					\$0	\$0	\$0	\$0	\$0	\$0	\$0	\$0	FY14	\$0	\$0
High	0	MRSPP-1	0	MRSPP-7	3	Design	0	0	0	0	1	5	\$0	\$0	\$0	\$0	\$0	\$0	\$0	\$0	FY15	\$0	\$0
Medium	0	MRSPP-2	0	MRSPP-8	0	RA-C	0	0	0	0	1	5	\$0	\$0	\$0	\$0	\$0	\$0	\$0	\$0	FY16	\$0	\$0
Low	1	MRSPP-3	0	Evaluation Pending	0	RA-O	0	0	0	0	0	0	\$0	\$0	\$0	\$0	\$0	\$0	\$0	\$0	FY11-Comp. IRP		\$864
Not Evaluated	0	MRSPP-4	0	No Known/Suspected	0	LTM	0	0	0	0	1	4	\$0	\$0	\$0	\$0	\$0	\$0	\$0	\$0	FY11-Comp. MMRP		\$12,128
Not Required	0	MRSPP-5	2	No Longer Required	2	IRP Final RC: FY 2020 MRS Final RC: FY 2117						Total	\$3	\$147	\$0	\$0	\$91	\$0	\$0	\$0	FY11-Complete		\$12,992
Total IRP Sites	2	MRSPP-6	0	Total MRSs	7																		

IRP Progress in FY10: No work performed.

IRP Progress Planned for FY11-FY12: Complete S1 if funds are available.

MMRP Progress in FY10: No progress reported.

MMRP Progress Planned for FY11-FY12: No actions planned.

FORMERLY USED DEFENSE SITES - NAVY AUXILIARY FIELD(INS) / TX69799F804500

IRP Sites and MRSs by Classification				Study	1	0	0	1	0	0			\$63	\$195	\$0	\$0	\$0	\$0	\$0	\$0	FY13	\$0	\$0
Response Complete	1	Response Complete	0	IRA	0(0)	0(0)	0(0)	0(0)					\$0	\$0	\$0	\$0	\$0	\$0	\$0	\$0	FY14	\$0	\$0
High	0	MRSPP-1	0	MRSPP-7	0	Design	0	0	0	0	1		\$0	\$0	\$0	\$0	\$0	\$0	\$0	\$0	FY15	\$0	\$0
Medium	0	MRSPP-2	0	MRSPP-8	0	RA-C	0	0	0	0	1		\$0	\$0	\$0	\$0	\$0	\$0	\$0	\$0	FY16	\$0	\$0
Low	0	MRSPP-3	0	Evaluation Pending	1	RA-O	0	0	0	0	0		\$0	\$0	\$0	\$0	\$0	\$0	\$0	\$0	FY11-Comp. IRP		\$0
Not Evaluated	0	MRSPP-4	0	No Known/Suspected	0	LTM	0	0	0	0	1		\$0	\$0	\$0	\$0	\$0	\$0	\$0	\$0	FY11-Comp. MMRP		\$11,254
Not Required	0	MRSPP-5	0	No Longer Required	0	IRP Final RC: FY 2000 MRS Final RC: FY 2062						Total	\$63	\$195	\$0	\$0	\$0	\$0	\$0	\$0	FY11-Complete		\$11,254
Total IRP Sites	1	MRSPP-6	0	Total MRSs	1																		

IRP Progress in FY10: No progress reported.

IRP Progress Planned for FY11-FY12: No actions planned.

MMRP Progress in FY10: No progress reported.

MMRP Progress Planned for FY11-FY12: No actions planned.

FORMERLY USED DEFENSE SITES - PANTEX ORDNANCE PLANT (TX TECH) / TX69799F655100 / NPL / C-EST

IRP Sites and MRSs by Classification				Study	2	0	0	1	0	0			\$9,421	\$589	\$0	\$16	\$0	\$0	\$0	\$30	FY13	\$41	\$141
Response Complete	0	Response Complete	0	IRA	0(0)	1(1)	0(0)	0(0)					\$1,243	\$0	\$0	\$0	\$0	\$0	\$0	\$0	FY14	\$1,445	\$0
High	0	MRSPP-1	0	MRSPP-7	0	Design	0	0	1	1	0		\$833	\$0	\$22	\$0	\$29	\$0	\$90	\$0	FY15	\$1,548	\$0
Medium	1	MRSPP-2	0	MRSPP-8	0	RA-C	0	0	1	0	1	1	\$265	\$0	\$34	\$0	\$80	\$0	\$203	\$0	FY16	\$1,138	\$0
Low	0	MRSPP-3	0	Evaluation Pending	1	RA-O	0	0	0	0	0		\$0	\$0	\$0	\$0	\$0	\$0	\$0	\$0	FY11-Comp. IRP		\$6,484
Not Evaluated	0	MRSPP-4	0	No Known/Suspected	0	LTM	0	0	0	0	1		\$0	\$0	\$0	\$0	\$0	\$0	\$0	\$0	FY11-Comp. MMRP		\$3,535
Not Required	1	MRSPP-5	0	No Longer Required	0	IRP Final RC: FY 2017 MRS Final RC: FY 2075						Total	\$11,762	\$589	\$56	\$16	\$109	\$0	\$293	\$30	FY11-Complete		\$10,019
Total IRP Sites	2	MRSPP-6	0	Total MRSs	1																		

IRP Progress in FY10: Refer to Page F-145.

IRP Progress Planned for FY11-FY12: Refer to Page F-145.

MMRP Progress in FY10: Refer to Page F-145.

MMRP Progress Planned for FY11-FY12: Refer to Page F-145.

*CTC Delta Reason: C-TECH-Technical Issues, C-REG-Regulatory Issues, C-EST-Estimating Criteria

**Schedule Impact Reason: TECH-Technical, CONT-Contracting, PERS-Personnel, REG-Regulatory, FUND-Funding

Note: Totals reflect installation project funding allocated to individual sites and do not include program management and other support costs.

Table E-6 Status of Installations with FY11 to Completion Cost Estimate Greater Than \$10,000,000

DoD Component - Installation / FFID / NPL or Proposed NPL / BRAC Year / RAB / CTC Delta from FY09*																			
Phase	Completed		Underway		Future		FY10 Schedule Impact**		Costs Through FY10 (\$000)		FY10 Funds Obligated (\$000)		FY11 Execution Planned (\$000)		FY12 Planning Estimate (\$000)		Estimated Costs (\$000)		
	IRP	MMRP	IRP	MMRP	IRP	MMRP	IRP	MMRP	IRP	MMRP	IRP	MMRP	IRP	MMRP	IRP	MMRP	Fiscal Year	IRP	MMRP
	Sites (Actions)						IRP	MMRP	IRP	MMRP	IRP	MMRP	IRP	MMRP	IRP	MMRP			

Texas

◆ **FORMERLY USED DEFENSE SITES - PYOTE AAF A-G GUNNERY RANGE / TX69799F653900**

IRP Sites and MRSs by Classification				Study	0	0	0	1	0	0			\$0	\$155	\$0	\$0	\$0	\$0	\$0	\$0	FY13	\$0	\$0
Response Complete	0	Response Complete	0	IRA	0(0)	0(0)	0(0)	0(0)					\$0	\$0	\$0	\$0	\$0	\$0	\$0	\$0	FY14	\$0	\$0
High	0	MRSPP-1	0	MRSPP-7	0	0	0	0	0	1			\$0	\$0	\$0	\$0	\$0	\$0	\$0	\$0	FY15	\$0	\$0
Medium	0	MRSPP-2	0	MRSPP-8	0	RA-C	0	0	0	0	1		\$0	\$0	\$0	\$0	\$0	\$0	\$0	\$0	FY16	\$0	\$0
Low	0	MRSPP-3	0	Evaluation Pending	1	RA-O	0	0	0	0	0		\$0	\$0	\$0	\$0	\$0	\$0	\$0	\$0	FY11-Comp. IRP		\$0
Not Evaluated	0	MRSPP-4	0	No Known/Suspected	0	LTM	0	0	0	0	1		\$0	\$0	\$0	\$0	\$0	\$0	\$0	\$0	FY11-Comp. MMRP		\$19,682
Not Required	0	MRSPP-5	0	No Longer Required	0	IRP Final RC: FY - MRS Final RC: FY 2094					Total		\$0	\$155	\$0	\$0	\$0	\$0	\$0	\$0	FY11-Complete		\$19,682
Total IRP Sites	0	MRSPP-6	0	Total MRSs	1																		

IRP Progress in FY10: No IRP sites identified.

IRP Progress Planned for FY11-FY12: No IRP sites identified.

MMRP Progress in FY10: No progress reported.

MMRP Progress Planned for FY11-FY12: No actions planned.

◆ **FORMERLY USED DEFENSE SITES - PYOTE AAF GROUND GUNNERY RANGE / TX69799F654000**

IRP Sites and MRSs by Classification				Study	0	0	0	1	0	0			\$0	\$170	\$0	\$170	\$0	\$36	\$0	\$0	FY13	\$0	\$0
Response Complete	0	Response Complete	0	IRA	0(0)	0(0)	0(0)	0(0)					\$0	\$0	\$0	\$0	\$0	\$0	\$0	\$0	FY14	\$0	\$0
High	0	MRSPP-1	0	MRSPP-7	0	Design	0	0	0	0	1		\$0	\$0	\$0	\$0	\$0	\$0	\$0	\$0	FY15	\$0	\$0
Medium	0	MRSPP-2	0	MRSPP-8	0	RA-C	0	0	0	0	1		\$0	\$0	\$0	\$0	\$0	\$0	\$0	\$0	FY16	\$0	\$0
Low	0	MRSPP-3	0	Evaluation Pending	1	RA-O	0	0	0	0	0		\$0	\$0	\$0	\$0	\$0	\$0	\$0	\$0	FY11-Comp. IRP		\$0
Not Evaluated	0	MRSPP-4	0	No Known/Suspected	0	LTM	0	0	0	0	1		\$0	\$0	\$0	\$0	\$0	\$0	\$0	\$0	FY11-Comp. MMRP		\$12,246
Not Required	0	MRSPP-5	0	No Longer Required	0	IRP Final RC: FY - MRS Final RC: FY 2113					Total		\$0	\$170	\$0	\$170	\$0	\$36	\$0	\$0	FY11-Complete		\$12,246
Total IRP Sites	0	MRSPP-6	0	Total MRSs	1																		

IRP Progress in FY10: No IRP sites identified.

IRP Progress Planned for FY11-FY12: No IRP sites identified.

MMRP Progress in FY10: Awarded the SI.

MMRP Progress Planned for FY11-FY12: Conduct meeting with stakeholders, conduct field work, and finalize SI report

◆ **FORMERLY USED DEFENSE SITES - RED RIVER ARS RIF RANGE / TX69799F653300**

IRP Sites and MRSs by Classification				Study	0	0	0	1	0	0			\$0	\$178	\$0	\$0	\$0	\$0	\$0	\$0	FY13	\$0	\$0
Response Complete	0	Response Complete	0	IRA	0(0)	0(0)	0(0)	0(0)					\$0	\$0	\$0	\$0	\$0	\$0	\$0	\$0	FY14	\$0	\$0
High	0	MRSPP-1	0	MRSPP-7	0	Design	0	0	0	0	1		\$0	\$0	\$0	\$0	\$0	\$0	\$0	\$0	FY15	\$0	\$0
Medium	0	MRSPP-2	0	MRSPP-8	0	RA-C	0	0	0	0	1		\$0	\$0	\$0	\$0	\$0	\$0	\$0	\$0	FY16	\$0	\$0
Low	0	MRSPP-3	0	Evaluation Pending	1	RA-O	0	0	0	0	0		\$0	\$0	\$0	\$0	\$0	\$0	\$0	\$0	FY11-Comp. IRP		\$0
Not Evaluated	0	MRSPP-4	0	No Known/Suspected	0	LTM	0	0	0	0	1		\$0	\$0	\$0	\$0	\$0	\$0	\$0	\$0	FY11-Comp. MMRP		\$11,447
Not Required	0	MRSPP-5	0	No Longer Required	0	IRP Final RC: FY - MRS Final RC: FY 2081					Total		\$0	\$178	\$0	\$0	\$0	\$0	\$0	\$0	FY11-Complete		\$11,447
Total IRP Sites	0	MRSPP-6	0	Total MRSs	1																		

IRP Progress in FY10: No IRP sites identified.

IRP Progress Planned for FY11-FY12: No IRP sites identified.

MMRP Progress in FY10: No progress reported.

MMRP Progress Planned for FY11-FY12: No actions planned.

*CTC Delta Reason: C-TECH-Technical Issues, C-REG-Regulatory Issues, C-EST-Estimating Criteria

**Schedule Impact Reason: TECH-Technical, CONT-Contracting, PERS-Personnel, REG-Regulatory, FUND-Funding

Note: Totals reflect installation project funding allocated to individual sites and do not include program management and other support costs.

Table E-6 Status of Installations with FY11 to Completion Cost Estimate Greater Than \$10,000,000

DoD Component - Installation / FFID / NPL or Proposed NPL / BRAC Year / RAB / CTC Delta from FY09*																						
Phase	Completed		Underway		Future		FY10 Schedule Impact**		Costs Through FY10 (\$000)		FY10 Funds Obligated (\$000)		FY11 Execution Planned (\$000)		FY12 Planning Estimate (\$000)		Estimated Costs (\$000)					
	IRP	MMRP	IRP	MMRP	IRP	MMRP	IRP	MMRP	IRP	MMRP	IRP	MMRP	IRP	MMRP	IRP	MMRP	Fiscal Year	IRP	MMRP			
	Sites (Actions)						IRP	MMRP	IRP	MMRP	IRP	MMRP	IRP	MMRP	IRP	MMRP						

Utah

ARMY - DESERET CHEMICAL DEPOT / UT821382026500 / BRAC 2005 Closure / RAB / C-TECH

IRP Sites and MRSs by Classification				Study	29	1	4	5	0	0	TECH		\$17,546	\$1,106	\$579	\$783	\$2,871	\$2,908	\$0	\$4,732	FY13	\$3,922	\$27,401
Response Complete	21	Response Complete	1	IRA	0(0)	0(0)	0(0)	0(0)					\$354	\$28	\$0	\$28	\$0	\$10,496	\$0	\$9,590	FY14	\$0	\$15,650
High	2	MRSPP-1	0	MRSPP-7	0	0	0	0	0	0	CONT		\$901	\$0	\$0	\$0	\$0	\$0	\$164	\$583	FY15	\$0	\$16,561
Medium	2	MRSPP-2	0	MRSPP-8	0	RA-C	0	0	0	0	CONT		\$2,314	\$0	\$0	\$0	\$106	\$0	\$3,149	\$1,454	FY16	\$0	\$27,200
Low	1	MRSPP-3	4	Evaluation Pending	0	RA-O	0	0	0	0			\$189	\$0	\$189	\$0	\$0	\$0	\$0	\$0	FY11-Comp. IRP		\$10,293
Not Evaluated	7	MRSPP-4	1	No Known/Suspected	0	LTM	0	0	0	0			\$2,467	\$0	\$0	\$0	\$0	\$0	\$0	\$0	FY11-Comp. MMRP		\$117,778
Not Required	0	MRSPP-5	0	No Longer Required	1	IRP Final RC: FY 2014 MRS Final RC: FY 2016					Total	\$23,771	\$1,134	\$768	\$811	\$2,977	\$13,404	\$3,313	\$16,359	FY11-Complete		\$128,071	
Total IRP Sites	33	MRSPP-6	0	Total MRSs	6	Five-Year Review Planned for Future																	

IRP Progress in FY10: Refer to Page F-46.	MMRP Progress in FY10: Refer to Page F-46.
IRP Progress Planned for FY11-FY12: Refer to Page F-46.	MMRP Progress Planned for FY11-FY12: Refer to Page F-46.

ARMY - DUGWAY PROVING GROUND / UT821412028300 / RAB / C-TECH

IRP Sites and MRSs by Classification				Study	205	0	1	1	0	0	REG		\$60,648	\$258	\$0	\$71	\$214	\$2,207	\$0	\$2,242	FY13	\$1,644	\$102
Response Complete	202	Response Complete	0	IRA	78(93)	0(0)	0(0)	0(0)			TECH		\$18,941	\$0	\$0	\$0	\$0	\$0	\$0	\$0	FY14	\$1,013	\$53
High	0	MRSPP-1	0	MRSPP-7	0	Design	52	0	1	0	REG		\$16,072	\$0	\$0	\$0	\$162	\$0	\$0	\$0	FY15	\$1,311	\$1,045
Medium	2	MRSPP-2	0	MRSPP-8	0	RA-C	52	0	3	0	REG		\$57,812	\$0	\$0	\$0	\$60	\$0	\$1,627	\$0	FY16	\$913	\$15,842
Low	1	MRSPP-3	0	Evaluation Pending	1	RA-O	2	0	1	0			\$1,438	\$0	\$692	\$0	\$670	\$0	\$389	\$0	FY11-Comp. IRP		\$30,905
Not Evaluated	0	MRSPP-4	0	No Known/Suspected	0	LTM	3	0	31	0	4	1	\$8,729	\$0	\$163	\$0	\$857	\$0	\$877	\$0	FY11-Comp. MMRP		\$40,950
Not Required	1	MRSPP-5	0	No Longer Required	0	IRP Final RC: FY 2018 MRS Final RC: FY 2017					Total	\$163,640	\$258	\$855	\$71	\$1,963	\$2,207	\$2,893	\$2,242	FY11-Complete		\$71,855	
Total IRP Sites	206	MRSPP-6	0	Total MRSs	1	Five-Year Review Planned for Future																	

IRP Progress in FY10: All fieldwork for performance-based contracts (PBCs) I and II has been completed with the exception of DPG-009. DPG is awaiting UDEQ approval for final closure documents for some sites in the PBCs. Sites under the RFI contract DPG-004, -035, -114 remedies are in place. Groundwater (GW) monitoring continues under the approved approach.	MMRP Progress in FY10: A site inspection (SI) was initiated in FY08 and is in progress with fieldwork occurring this FY.
IRP Progress Planned for FY11-FY12: Design and remediation work is expected to conclude on DPG-011, -192, and -204 within the next two years.	MMRP Progress Planned for FY11-FY12: Future action will be determined on the basis of the SI results pending completion in FY10. Remedial investigation/feasibility study (RI/FS) is anticipated to start in FY11.

ARMY - JFHQ UT ARNG / UT82118490NG00

IRP Sites and MRSs by Classification				Study	0	0	0	21	0	0			\$0	\$734	\$0	\$734	\$0	\$1,405	\$0	\$0	FY13	\$0	\$6,841
Response Complete	0	Response Complete	0	IRA	0(0)	0(0)	0(0)	0(0)					\$0	\$0	\$0	\$0	\$0	\$0	\$0	\$0	FY14	\$0	\$0
High	0	MRSPP-1	0	MRSPP-7	0	Design	0	0	0	0	9		\$0	\$0	\$0	\$0	\$0	\$0	\$0	\$0	FY15	\$0	\$0
Medium	0	MRSPP-2	0	MRSPP-8	0	RA-C	0	0	0	0	9		\$0	\$0	\$0	\$0	\$0	\$0	\$0	\$0	FY16	\$0	\$94
Low	0	MRSPP-3	0	Evaluation Pending	21	RA-O	0	0	0	0	0		\$0	\$0	\$0	\$0	\$0	\$0	\$0	\$0	FY11-Comp. IRP		\$0
Not Evaluated	0	MRSPP-4	0	No Known/Suspected	0	LTM	0	0	0	0	3		\$0	\$0	\$0	\$0	\$0	\$0	\$0	\$0	FY11-Comp. MMRP		\$15,848
Not Required	0	MRSPP-5	0	No Longer Required	0	IRP Final RC: FY - MRS Final RC: FY 2019					Total	\$0	\$734	\$0	\$734	\$0	\$1,405	\$0	\$0	FY11-Complete		\$15,848	
Total IRP Sites	0	MRSPP-6	0	Total MRSs	21																		

IRP Progress in FY10: No IRP sites identified.	MMRP Progress in FY10: An SI was awarded and initiated in FY10.
IRP Progress Planned for FY11-FY12: No IRP sites identified.	MMRP Progress Planned for FY11-FY12: The SI is expected to be completed in FY12.

*CTC Delta Reason: C-TECH-Technical Issues, C-REG-Regulatory Issues, C-EST-Estimating Criteria

**Schedule Impact Reason: TECH-Technical, CONT-Contracting, PERS-Personnel, REG-Regulatory, FUND-Funding

Note: Totals reflect installation project funding allocated to individual sites and do not include program management and other support costs.

Table E-6 Status of Installations with FY11 to Completion Cost Estimate Greater Than \$10,000,000

DoD Component - Installation / FFID / NPL or Proposed NPL / BRAC Year / RAB / CTC Delta from FY09*																			
Phase	Completed		Underway		Future		FY10 Schedule Impact**		Costs Through FY10 (\$000)		FY10 Funds Obligated (\$000)		FY11 Execution Planned (\$000)		FY12 Planning Estimate (\$000)		Estimated Costs (\$000)		
	IRP	MMRP	IRP	MMRP	IRP	MMRP	IRP	MMRP	IRP	MMRP	IRP	MMRP	IRP	MMRP	IRP	MMRP	Fiscal Year	IRP	MMRP
	Sites (Actions)						IRP	MMRP	IRP	MMRP	IRP	MMRP	IRP	MMRP	IRP	MMRP			

Utah

ARMY - MTA-L CAMP WILLIAMS WEST FED / UT8211849A6000

IRP Sites and MRSs by Classification				Study	0	3	0	6	0	0			\$0	\$4,016	\$0	\$570	\$0	\$647	\$0	\$36	FY13	\$0	\$156
Response Complete	0	Response Complete	3	IRA	0(0)	0(0)	0(0)	0(0)					\$0	\$0	\$0	\$0	\$0	\$0	\$0	\$0	FY14	\$0	\$14,057
High	0	MRSPP-1	0	MRSPP-7	0	0	0	0	0	3			\$0	\$0	\$0	\$0	\$0	\$0	\$0	\$0	FY15	\$0	\$0
Medium	0	MRSPP-2	0	MRSPP-8	0	0	0	0	0	3			\$0	\$0	\$0	\$0	\$0	\$0	\$0	\$0	FY16	\$0	\$0
Low	0	MRSPP-3	3	Evaluation Pending	2	0	0	0	0	0			\$0	\$0	\$0	\$0	\$0	\$0	\$0	\$0	FY11-Comp. IRP		\$0
Not Evaluated	0	MRSPP-4	0	No Known/Suspected	0	0	0	0	0	0			\$0	\$0	\$0	\$0	\$0	\$0	\$0	\$0	FY11-Comp. MMRP		\$14,896
Not Required	0	MRSPP-5	1	No Longer Required	3								\$0	\$0	\$0	\$0	\$0	\$0	\$0	\$0	FY11-Complete		\$14,896
Total IRP Sites	0	MRSPP-6	0	Total MRSs	9	IRP Final RC: FY - MRS Final RC: FY 2016					Total	\$0	\$4,016	\$0	\$570	\$0	\$647	\$0	\$36	FY11-Complete		\$14,896	

IRP Progress in FY10: No IRP sites identified.

IRP Progress Planned for FY11-FY12: No IRP sites identified.

MMRP Progress in FY10: Continued remedial investigation (RI) activities for WILLI-002, -003, -004 and -007.

MMRP Progress Planned for FY11-FY12: Once the RIs is complete, the feasibility study (FS) will begin. The RI/FS for WILLI-008-R-01 and WILLI-009-R-01 will begin.

ARMY - TOOELE ARMY DEPOT / UT821382089400 / NPL / BRAC 1993 / RAB / C-TECH / C-EST

IRP Sites and MRSs by Classification				Study	63	1	1	7	0	0			\$46,653	\$2,974	\$0	\$4	\$233	\$0	\$0	\$204	FY13	\$3,736	\$161
Response Complete	62	Response Complete	1	IRA	0(0)	0(0)	0(0)	0(0)					\$978	\$0	\$0	\$0	\$2,000	\$0	\$904	\$0	FY14	\$2,831	\$10,720
High	1	MRSPP-1	0	MRSPP-7	0	0	0	0	0	0			\$7,774	\$0	\$0	\$0	\$100	\$0	\$0	\$0	FY15	\$5,506	\$0
Medium	0	MRSPP-2	0	MRSPP-8	0	0	0	0	0	0			\$38,766	\$0	\$0	\$0	\$0	\$1,994	\$1,875	\$0	FY16	\$1,389	\$0
Low	0	MRSPP-3	1	Evaluation Pending	1	0	0	0	0	0			\$30,861	\$0	\$3,967	\$0	\$2,896	\$0	\$1,423	\$0	FY11-Comp. IRP		\$24,683
Not Evaluated	0	MRSPP-4	1	No Known/Suspected	0	0	0	0	0	0			\$2,197	\$0	\$48	\$0	\$48	\$0	\$176	\$0	FY11-Comp. MMRP		\$14,068
Not Required	1	MRSPP-5	2	No Longer Required	1								\$0	\$0	\$0	\$0	\$0	\$0	\$0	\$0	FY11-Complete		\$38,751
Total IRP Sites	64	MRSPP-6	2	Total MRSs	8	IRP Final RC: FY 2017 MRS Final RC: FY 2016					Total	\$127,229	\$2,974	\$4,015	\$4	\$5,177	\$100	\$4,497	\$2,079	FY11-Complete		\$38,751	

IRP Progress in FY10: Refer to Page F-176.

IRP Progress Planned for FY11-FY12: Refer to Page F-176.

MMRP Progress in FY10: Refer to Page F-176.

MMRP Progress Planned for FY11-FY12: Refer to Page F-176.

AIR FORCE - HILL AIR FORCE BASE / UT857172435000 / NPL / BRAC 2005 Realignment / RAB / C-TECH / C-REG / C-EST

IRP Sites and MRSs by Classification				Study	205	6	7	16	13	0			\$129,344	\$6,019	\$318	\$1,011	\$0	\$0	\$0	\$0	FY13	\$17,302	\$3,049
Response Complete	186	Response Complete	1	IRA	37(94)	0(0)	10(15)	2(2)					\$81,742	\$6,813	\$1,771	\$0	\$1,937	\$0	\$3,060	\$0	FY14	\$15,970	\$9,196
High	0	MRSPP-1	0	MRSPP-7	0	0	0	11	1				\$17,556	\$0	\$0	\$0	\$229	\$0	\$0	\$2,883	FY15	\$15,016	\$6,965
Medium	4	MRSPP-2	0	MRSPP-8	0	0	2	11	12				\$43,275	\$0	\$0	\$0	\$11,844	\$0	\$6,931	\$0	FY16	\$14,872	\$747
Low	9	MRSPP-3	0	Evaluation Pending	21	0	12	0	10	0			\$55,821	\$0	\$11,873	\$0	\$3,949	\$0	\$12,492	\$0	FY11-Comp. IRP		\$374,017
Not Evaluated	13	MRSPP-4	0	No Known/Suspected	0	0	8	0	33	1			\$10,194	\$0	\$180	\$0	\$225	\$0	\$533	\$0	FY11-Comp. MMRP		\$29,252
Not Required	13	MRSPP-5	0	No Longer Required	1								\$0	\$0	\$0	\$0	\$0	\$0	\$0	\$0	FY11-Complete		\$403,269
Total IRP Sites	225	MRSPP-6	0	Total MRSs	22	IRP Final RC: FY 2041 MRS Final RC: FY 2016					Total	\$337,932	\$12,832	\$14,142	\$1,011	\$18,184	\$0	\$23,016	\$2,883	FY11-Complete		\$403,269	

IRP Progress in FY10: Refer to Page F-86.

IRP Progress Planned for FY11-FY12: Refer to Page F-86.

MMRP Progress in FY10: Refer to Page F-86.

MMRP Progress Planned for FY11-FY12: Refer to Page F-86.

*CTC Delta Reason: C-TECH-Technical Issues, C-REG-Regulatory Issues, C-EST-Estimating Criteria

**Schedule Impact Reason: TECH-Technical, CONT-Contracting, PERS-Personnel, REG-Regulatory, FUND-Funding

Note: Totals reflect installation project funding allocated to individual sites and do not include program management and other support costs.

Table E-6 Status of Installations with FY11 to Completion Cost Estimate Greater Than \$10,000,000

DoD Component - Installation / FFID / NPL or Proposed NPL / BRAC Year / RAB / CTC Delta from FY09*																			
Phase	Completed		Underway		Future		FY10 Schedule Impact**		Costs Through FY10 (\$000)		FY10 Funds Obligated (\$000)		FY11 Execution Planned (\$000)		FY12 Planning Estimate (\$000)		Estimated Costs (\$000)		
	IRP	MMRP	IRP	MMRP	IRP	MMRP	IRP	MMRP	IRP	MMRP	IRP	MMRP	IRP	MMRP	IRP	MMRP	Fiscal Year	IRP	MMRP
	Sites (Actions)						IRP	MMRP	IRP	MMRP	IRP	MMRP	IRP	MMRP	IRP	MMRP			

Utah

FORMERLY USED DEFENSE SITES - FORT DOUGLAS / UT89799FA29100

IRP Sites and MRSs by Classification						Study	0	0	0	1	0	0			\$0	\$1,028	\$0	\$13	\$0	\$0	\$0	\$0	\$0	FY13	\$0	\$503
Response Complete	0	Response Complete	0			IRA	0(0)	0(0)	0(0)	0(0)					\$0	\$0	\$0	\$0	\$0	\$0	\$0	\$0	FY14	\$0	\$0	
High	0	MRSPP-1	0	MRSPP-7	0	Design	0	0	0	0	0	1		\$0	\$0	\$0	\$0	\$0	\$0	\$0	\$0	FY15	\$0	\$0		
Medium	0	MRSPP-2	0	MRSPP-8	0	RA-C	0	0	0	0	0	1		\$0	\$0	\$0	\$0	\$0	\$0	\$0	\$0	FY16	\$0	\$0		
Low	0	MRSPP-3	0	Evaluation Pending	1	RA-O	0	0	0	0	0	0		\$0	\$0	\$0	\$0	\$0	\$0	\$0	\$0	FY11-Comp. IRP		\$0		
Not Evaluated	0	MRSPP-4	0	No Known/Suspected	0	LTM	0	0	0	0	0	1		\$0	\$0	\$0	\$0	\$0	\$0	\$0	\$0	FY11-Comp. MMRP		\$18,254		
Not Required	0	MRSPP-5	0	No Longer Required	0	IRP Final RC: FY - MRS Final RC: FY 2077						Total	\$0	\$1,028	\$0	\$13	\$0	\$0	\$0	\$0	\$0	\$0	FY11-Complete		\$18,254	
Total IRP Sites	0	MRSPP-6	0	Total MRSs	1																					

IRP Progress in FY10: No IRP sites identified.

IRP Progress Planned for FY11-FY12: No IRP sites identified.

MMRP Progress in FY10: MMRP SI was completed in FY10.

MMRP Progress Planned for FY11-FY12: Future work for this site will be developed pending the sequencing of all MMRP sites within the nation and within the state of Utah.

*CTC Delta Reason: C-TECH-Technical Issues, C-REG-Regulatory Issues, C-EST-Estimating Criteria

**Schedule Impact Reason: TECH-Technical, CONT-Contracting, PERS-Personnel, REG-Regulatory, FUND-Funding

Note: Totals reflect installation project funding allocated to individual sites and do not include program management and other support costs.

Table E-6 Status of Installations with FY11 to Completion Cost Estimate Greater Than \$10,000,000

DoD Component - Installation / FFID / NPL or Proposed NPL / BRAC Year / RAB / CTC Delta from FY09*																			
Phase	Completed		Underway		Future		FY10 Schedule Impact**		Costs Through FY10 (\$000)		FY10 Funds Obligated (\$000)		FY11 Execution Planned (\$000)		FY12 Planning Estimate (\$000)		Estimated Costs (\$000)		
	IRP	MMRP	IRP	MMRP	IRP	MMRP	IRP	MMRP	IRP	MMRP	IRP	MMRP	IRP	MMRP	IRP	MMRP	Fiscal Year	IRP	MMRP
	Sites (Actions)						IRP	MMRP	IRP	MMRP	IRP	MMRP	IRP	MMRP	IRP	MMRP			

Vermont

AIR FORCE - BURLINGTON INTERNATIONAL AIRPORT / VT157282429400 / C-TECH

IRP Sites and MRSs by Classification						Study	5	0	0	0	2	0			\$6,315	\$0	\$0	\$0	\$0	\$0	\$118	\$0	FY13	\$0	\$0
Response Complete	0	Response Complete	0			IRA	1(1)	0(0)	0(0)	0(0)					\$9,407	\$0	\$840	\$0	\$0	\$0	\$0	\$0	FY14	\$1,624	\$0
High	1	MRSPP-1	0	MRSPP-7	0	Design	0	0	0	0	5	0			\$350	\$0	\$0	\$0	\$10,096	\$0	\$0	\$0	FY15	\$1,212	\$0
Medium	4	MRSPP-2	0	MRSPP-8	0	RA-C	0	0	0	0	5	0			\$323	\$0	\$0	\$0	\$0	\$0	\$0	\$0	FY16	\$1,232	\$0
Low	0	MRSPP-3	0	Evaluation Pending	0	RA-O	0	0	0	0	5	0			\$0	\$0	\$0	\$0	\$0	\$0	\$0	\$0	FY11-Comp. IRP		\$23,702
Not Evaluated	2	MRSPP-4	0	No Known/Suspected	0	LTM	0	0	0	0	5	0			\$0	\$0	\$0	\$0	\$0	\$0	\$0	\$0	FY11-Comp. MMRP		\$0
Not Required	0	MRSPP-5	0	No Longer Required	0	IRP Final RC: FY 2021 MRS Final RC: FY -						Total	\$16,395	\$0	\$840	\$0	\$10,096	\$0	\$118	\$0	\$0	\$0	FY11-Complete		\$23,702
Total IRP Sites	7	MRSPP-6	0	Total MRSs	0																				

IRP Progress RI/FS completed. Received concurrence from VT DEC on Proposed Plan.
in FY10:

IRP Progress Planned for FY11-FY12: Complete ROD. Award Remedial Design/Remedial Action Construction contract.

MMRP Progress No MMRP sites identified.
in FY10:

MMRP Progress Planned for FY11-FY12: No MMRP sites identified.

*CTC Delta Reason: C-TECH-Technical Issues, C-REG-Regulatory Issues, C-EST-Estimating Criteria

**Schedule Impact Reason: TECH-Technical, CONT-Contracting, PERS-Personnel, REG-Regulatory, FUND-Funding

Note: Totals reflect installation project funding allocated to individual sites and do not include program management and other support costs.

Table E-6 Status of Installations with FY11 to Completion Cost Estimate Greater Than \$10,000,000

DoD Component - Installation / FFID / NPL or Proposed NPL / BRAC Year / RAB / CTC Delta from FY09*																			
Phase	Completed		Underway		Future		FY10 Schedule Impact**		Costs Through FY10 (\$000)		FY10 Funds Obligated (\$000)		FY11 Execution Planned (\$000)		FY12 Planning Estimate (\$000)		Estimated Costs (\$000)		
	IRP	MMRP	IRP	MMRP	IRP	MMRP	IRP	MMRP	IRP	MMRP	IRP	MMRP	IRP	MMRP	IRP	MMRP	Fiscal Year	IRP	MMRP
	Sites (Actions)						IRP	MMRP	IRP	MMRP	IRP	MMRP	IRP	MMRP	IRP	MMRP			

Virginia

ARMY - FORT BELVOIR / VA321022008200 / C-EST

IRP Sites and MRSs by Classification				Study	58	24	28	11	0	0	FUND		\$4,426	\$5,279	\$2,213	\$154	\$2,845	\$3,502	\$456	\$0	FY13	\$5,322	\$29,951		
Response Complete	50	Response Complete	24	IRA	6(7)	0(0)	0(0)	2(2)			FUND		\$524	\$7,221	\$0	\$0	\$139	\$0	\$0	\$0	FY14	\$5,211	\$2,351		
High	0	MRSPP-1	0	MRSPP-7	0	Design	3	0	0	1	1	5	FUND	\$145	\$0	\$0	\$0	\$2,188	\$0	\$0	\$255	FY15	\$5,647	\$1,973	
Medium	1	MRSPP-2	0	MRSPP-8	0	RA-C	11	1	1	2	19	5	FUND	\$3,098	\$2,094	\$0	\$0	\$26,523	\$0	\$8,924	\$0	FY16	\$6,020	\$0	
Low	1	MRSPP-3	1	Evaluation Pending	2	RA-O	4	0	6	1	21	0		\$6,799	\$37	\$4,078	\$0	\$554	\$1,238	\$4,737	\$781	FY11-Comp. IRP	\$191,042		
Not Evaluated	28	MRSPP-4	2	No Known/Suspected	0	LTM	2	0	1	1	4	5		\$200	\$1,117	\$141	\$1,117	\$0	\$0	\$179	\$0	FY11-Comp. MMRP	\$40,051		
Not Required	6	MRSPP-5	3	No Longer Required	24	IRP Final RC: FY 2042 MRS Final RC: FY 2015						Total	\$15,192	\$15,748	\$6,432	\$1,271	\$32,249	\$4,740	\$14,296	\$1,036	FY11-Complete	\$231,093			
Total IRP Sites	86	MRSPP-6	3	Total MRSs	35	Five-Year Review Planned for Future																			

<p>IRP Progress in FY10: Operation and maintenance of a dual-phase extraction system (DPE) and soil vapor extraction (SVE)/air sparging (AS) system at FTBL-51 continued. Long-term management (LTM) for natural attenuation at FTBL-68, and FTBL-69 are on hold due to BRAC construction activities. Several sites (PSA-2009 and FTBL-66) are undergoing risk assessment process. FTBL-69 is undergoing re-evaluation of current remedy.</p> <p>IRP Progress Planned for FY11-FY12: The vapor portion of the FTBL-51 DPE system will continue to treat petroleum impacted vapors. LTM for natural attenuation at FTBL-68 is expected to recommence. Fort Belvoir expects to perform a feasibility study (FS) and select a remedy at FTBL-69. Site work under PBA@MR Belvoir will continue to work towards RIP/RC. A new site under the above mentioned performance-based acquisition (PBA) was identified. Investigation and potential remedial work will continue.</p>	<p>MMRP Progress in FY10: Fort Belvoir awarded a second munitions response (MR) PBA in 2010 for ranges on Main Post for remedial investigation (RI)/FS. MR work on BNA completed under PBA@MR Belvoir [some installation restoration (IR) sites remain open under this PBA].</p> <p>MMRP Progress Planned for FY11-FY12: The RI/FS will continue on Main Post work. Some IR work under Main Post PBA will begin.</p>
--	--

ARMY - FORT EUSTIS / VA321372032100 / NPL / C-EST

IRP Sites and MRSs by Classification				Study	26	9	5	8	0	0		\$14,979	\$796	\$277	\$42	\$0	\$0	\$0	\$0	\$0	FY13	\$6,220	\$0	
Response Complete	23	Response Complete	8	IRA	5(6)	0(0)	0(0)	0(0)				\$3,255	\$0	\$0	\$0	\$0	\$0	\$0	\$0	\$0	FY14	\$268	\$0	
High	4	MRSPP-1	0	MRSPP-7	1	Design	9	0	3	2	1	7		\$1,746	\$0	\$0	\$0	\$0	\$0	\$0	FY15	\$477	\$0	
Medium	2	MRSPP-2	0	MRSPP-8	0	RA-C	7	0	5	2	1	7		\$29,487	\$0	\$0	\$0	\$0	\$0	\$0	FY16	\$0	\$0	
Low	2	MRSPP-3	0	Evaluation Pending	2	RA-O	1	0	4	2	0	0		\$5,016	\$1,192	\$4,848	\$1,192	\$4,777	\$0	\$2,200	\$0	FY11-Comp. IRP	\$13,942	
Not Evaluated	0	MRSPP-4	2	No Known/Suspected	0	LTM	5	0	3	0	1	4		\$3,706	\$0	\$15	\$0	\$0	\$0	\$0	\$0	FY11-Comp. MMRP	\$0	
Not Required	0	MRSPP-5	2	No Longer Required	8	IRP Final RC: FY 2017 MRS Final RC: FY 2016						Total	\$8,189	\$1,988	\$5,140	\$1,234	\$4,777	\$0	\$2,200	\$0	FY11-Complete	\$13,942		
Total IRP Sites	31	MRSPP-6	2	Total MRSs	17	Five-Year Review Completed and Planned for Future																		

<p>IRP Progress in FY10: Refer to Page F-63.</p> <p>IRP Progress Planned for FY11-FY12: Refer to Page F-63.</p>	<p>MMRP Progress in FY10: Refer to Page F-63.</p> <p>MMRP Progress Planned for FY11-FY12: Refer to Page F-63.</p>
---	---

ARMY - FORT LEE / VA321372050200 / C-EST

IRP Sites and MRSs by Classification				Study	34	2	0	3	0	0		\$10,043	\$1,146	\$0	\$420	\$0	\$1,037	\$0	\$0	\$0	FY13	\$422	\$210	
Response Complete	34	Response Complete	2	IRA	3(4)	0(0)	0(0)	0(0)				\$1,250	\$0	\$0	\$0	\$0	\$0	\$0	\$0	\$0	FY14	\$275	\$6,719	
High	0	MRSPP-1	0	MRSPP-7	1	Design	9	0	0	0	0	3		\$1,502	\$0	\$0	\$0	\$0	\$0	\$11	FY15	\$365	\$22	
Medium	0	MRSPP-2	0	MRSPP-8	0	RA-C	13	0	0	0	0	3		\$13,350	\$0	\$0	\$0	\$0	\$0	\$105	FY16	\$119	\$45	
Low	0	MRSPP-3	0	Evaluation Pending	0	RA-O	3	0	0	0	0	0		\$71	\$0	\$0	\$0	\$0	\$0	\$0	FY11-Comp. IRP	\$1,845		
Not Evaluated	0	MRSPP-4	0	No Known/Suspected	0	LTM	1	0	11	0	1	2		\$1,700	\$0	\$352	\$0	\$359	\$0	\$305	\$0	FY11-Comp. MMRP	\$8,490	
Not Required	0	MRSPP-5	1	No Longer Required	2	IRP Final RC: FY 2009 MRS Final RC: FY 2015						Total	\$27,916	\$1,146	\$352	\$420	\$359	\$1,037	\$305	\$116	FY11-Complete	\$10,335		
Total IRP Sites	34	MRSPP-6	1	Total MRSs	5	Five-Year Review Planned for Future																		

<p>IRP Progress in FY10: No progress reported.</p> <p>IRP Progress Planned for FY11-FY12: No actions planned.</p>	<p>MMRP Progress in FY10: The RI Workplans at FTLE-002-R-01 and FTLE-005-R-01 have been completed and are under review by the VDEQ. The RI Fieldwork is scheduled for spring 2010.</p> <p>MMRP Progress Planned for FY11-FY12: Complete RIs for FTLE-002-R-01 and FTLE-005-R-01. Award contract for RI at FTLE-001-R-01.</p>
---	--

*CTC Delta Reason: C-TECH-Technical Issues, C-REG-Regulatory Issues, C-EST-Estimating Criteria

**Schedule Impact Reason: TECH-Technical, CONT-Contracting, PERS-Personnel, REG-Regulatory, FUND-Funding

Note: Totals reflect installation project funding allocated to individual sites and do not include program management and other support costs.

Table E-6 Status of Installations with FY11 to Completion Cost Estimate Greater Than \$10,000,000

DoD Component - Installation / FFID / NPL or Proposed NPL / BRAC Year / RAB / CTC Delta from FY09*																			
Phase	Completed		Underway		Future		FY10 Schedule Impact**		Costs Through FY10 (\$000)		FY10 Funds Obligated (\$000)		FY11 Execution Planned (\$000)		FY12 Planning Estimate (\$000)		Estimated Costs (\$000)		
	IRP	MMRP	IRP	MMRP	IRP	MMRP	IRP	MMRP	IRP	MMRP	IRP	MMRP	IRP	MMRP	IRP	MMRP	Fiscal Year	IRP	MMRP
	Sites (Actions)						IRP	MMRP	IRP	MMRP	IRP	MMRP	IRP	MMRP	IRP	MMRP			

Virginia

ARMY - FORT MONROE / VA321372060300 / BRAC 2005 Closure / RAB

IRP Sites and MRSs by Classification				Study	8	0	9	16	0	0	CONT	REG	\$5,384	\$1,533	\$0	\$334	\$254	\$0	\$0	\$0	FY13	\$656	\$10,525
Response Complete	6	Response Complete	0	IRA	0(0)	0(0)	0(0)	0(0)					\$0	\$0	\$0	\$0	\$0	\$0	\$0	\$0	FY14	\$0	\$28,619
High	1	MRSPP-1	0	MRSPP-7	0	0	0	0	0	0			\$122	\$0	\$122	\$0	\$279	\$450	\$10	\$0	FY15	\$0	\$13,450
Medium	1	MRSPP-2	0	MRSPP-8	1	RA-C	0	0	0	0			\$18	\$0	\$0	\$0	\$3,129	\$0	\$5,065	\$7,172	FY16	\$0	\$2,674
Low	9	MRSPP-3	1	Evaluation Pending	1	RA-O	0	0	0	0			\$0	\$0	\$0	\$0	\$0	\$0	\$0	\$0	FY11-Comp. IRP		\$9,699
Not Evaluated	0	MRSPP-4	1	No Known/Suspected	0	LTM	0	0	0	0			\$0	\$0	\$0	\$0	\$138	\$0	\$168	\$161	FY11-Comp. MMRP		\$63,051
Not Required	0	MRSPP-5	10	No Longer Required	0	IRP Final RC: FY 2013 MRS Final RC: FY 2016					Total	\$5,524	\$1,533	\$122	\$334	\$3,800	\$450	\$5,243	\$7,333	FY11-Complete		\$72,750	
Total IRP Sites	17	MRSPP-6	2	Total MRSs	16																		

IRP Progress in FY10:	Refer to Page F-70.	MMRP Progress in FY10:	Refer to Page F-70.
IRP Progress Planned for FY11-FY12:	Refer to Page F-70.	MMRP Progress Planned for FY11-FY12:	Refer to Page F-70.

ARMY - RADFORD ARMY AMMUNITION PLANT / VA321382073000 / RAB / C-TECH

IRP Sites and MRSs by Classification				Study	40	0	9	1	0	0	REG	Study	\$21,760	\$174	\$15	\$30	\$687	\$0	\$0	\$0	FY13	\$760	\$71
Response Complete	35	Response Complete	0	IRA	1(1)	0(0)	0(0)	0(0)				\$2,130	\$0	\$0	\$0	\$0	\$0	\$0	\$0	FY14	\$771	\$73	
High	8	MRSPP-1	0	MRSPP-7	1	Design	4	0	5	1	0	0	\$503	\$0	\$0	\$0	\$82	\$0	\$0	\$0	FY15	\$785	\$74
Medium	0	MRSPP-2	0	MRSPP-8	0	RA-C	5	0	5	1	0	0	\$22,774	\$266	\$0	\$0	\$0	\$0	\$4,027	\$0	FY16	\$735	\$75
Low	4	MRSPP-3	0	Evaluation Pending	0	RA-O	0	0	1	0	0		\$1,209	\$375	\$1,209	\$375	\$0	\$0	\$0	\$0	FY11-Comp. IRP		\$12,950
Not Evaluated	2	MRSPP-4	0	No Known/Suspected	0	LTM	1	0	3	0	7	1	\$4,814	\$0	\$502	\$0	\$738	\$73	\$730	\$70	FY11-Comp. MMRP		\$719
Not Required	0	MRSPP-5	0	No Longer Required	0	IRP Final RC: FY 2020 MRS Final RC: FY 2011					Total	\$53,190	\$815	\$1,726	\$405	\$1,507	\$73	\$4,757	\$70	FY11-Complete		\$13,669	
Total IRP Sites	49	MRSPP-6	0	Total MRSs	1																		

IRP Progress in FY10:	An interim measure (IM) effort was completed at SWMUs 51 and 39, and former lead furnace area (FLFA). An engineering evaluation/cost analysis (EE/CA) removal action was completed at NRU northern burning ground (NBG). RFI reports for no further action (NFA) were approved for RAAP-047, AOC A, SWMU 31, AOC O. RFI/CMS reports were approved for SWMU 40/71, SWMUs 50 and 59, SWMU 57. The HWMU 5 investigation/feasibility study (R/FS) report. Implement cleanup actions at SWMUs 40, 57, 48/49, and NRU.	MMRP Progress in FY10:	No progress reported.
IRP Progress Planned for FY11-FY12:	Comply with the hazardous waste management unit (HWMU) 5 CAP. Negotiate the following: RCRA facility investigations (RFI) reports at solid waste management units (SWMUs) 13, 41, 43, AOC P, 35, 37, 38, AOC Q; RFI/CMS report at SWMU 48/49 and NRU remedial investigation/feasibility study (R/FS) report. Implement cleanup actions at SWMUs 40, 57, 48/49, and NRU.	MMRP Progress Planned for FY11-FY12:	No actions planned.

NAVY - DAHLGREN NSWC / VA317002468500 / NPL / RAB

IRP Sites and MRSs by Classification				Study	65	0	4	0	1	0	FUND	Study	\$17,648	\$0	\$139	\$0	\$0	\$0	\$282	\$0	FY13	\$710	\$0
Response Complete	61	Response Complete	0	IRA	31(31)	0(0)	2(2)	0(0)				\$16,654	\$0	\$755	\$0	\$850	\$0	\$64	\$0	FY14	\$438	\$0	
High	2	MRSPP-1	0	MRSPP-7	0	Design	13	0	0	0	0		\$3,683	\$0	\$0	\$0	\$0	\$0	\$0	\$0	FY15	\$464	\$0
Medium	2	MRSPP-2	0	MRSPP-8	0	RA-C	10	0	1	0	1	0	\$25,477	\$0	\$0	\$0	\$645	\$0	\$203	\$0	FY16	\$1,611	\$0
Low	0	MRSPP-3	0	Evaluation Pending	0	RA-O	0	0	2	0	0		\$1,508	\$0	\$0	\$0	\$950	\$0	\$76	\$0	FY11-Comp. IRP		\$12,941
Not Evaluated	1	MRSPP-4	0	No Known/Suspected	0	LTM	0	0	10	0	2	0	\$5,891	\$0	\$655	\$0	\$420	\$0	\$531	\$0	FY11-Comp. MMRP		\$0
Not Required	4	MRSPP-5	0	No Longer Required	0	IRP Final RC: FY 2019 MRS Final RC: FY -					Total	\$70,861	\$0	\$1,549	\$0	\$2,865	\$0	\$1,156	\$0	FY11-Complete		\$12,941	
Total IRP Sites	70	MRSPP-6	0	Total MRSs	0	Five-Year Review Underway and Planned for Future																	

IRP Progress in FY10:	Refer to Page F-133.	MMRP Progress in FY10:	No MMRP sites identified.
IRP Progress Planned for FY11-FY12:	Refer to Page F-133.	MMRP Progress Planned for FY11-FY12:	No MMRP sites identified.

*CTC Delta Reason: C-TECH-Technical Issues, C-REG-Regulatory Issues, C-EST-Estimating Criteria

**Schedule Impact Reason: TECH-Technical, CONT-Contracting, PERS-Personnel, REG-Regulatory, FUND-Funding

Note: Totals reflect installation project funding allocated to individual sites and do not include program management and other support costs.

Table E-6 Status of Installations with FY11 to Completion Cost Estimate Greater Than \$10,000,000

DoD Component - Installation / FFID / NPL or Proposed NPL / BRAC Year / RAB / CTC Delta from FY09*																			
Phase	Completed		Underway		Future		FY10 Schedule Impact**		Costs Through FY10 (\$000)		FY10 Funds Obligated (\$000)		FY11 Execution Planned (\$000)		FY12 Planning Estimate (\$000)		Estimated Costs (\$000)		
	IRP	MMRP	IRP	MMRP	IRP	MMRP	IRP	MMRP	IRP	MMRP	IRP	MMRP	IRP	MMRP	IRP	MMRP	Fiscal Year	IRP	MMRP
	Sites (Actions)						IRP	MMRP	IRP	MMRP	IRP	MMRP	IRP	MMRP	IRP	MMRP			

Virginia

NAVY - LITTLE CREEK NAB / VA317002248200 / NPL / RAB / C-TECH

IRP Sites and MRSs by Classification				Study	48	2	2	0	0	1			\$17,669	\$409	\$0	\$0	\$0	\$0	\$0	\$0	FY13	\$752	\$0
Response Complete	29	Response Complete	0	IRA	5(5)	0(0)	0(0)	0(0)					\$2,236	\$0	\$0	\$0	\$2,284	\$0	\$0	\$0	FY14	\$713	\$0
High	3	MRSPP-1	0	MRSPP-7	0	Design	10	0	0	0	1		\$1,915	\$0	\$283	\$0	\$0	\$0	\$0	\$0	FY15	\$861	\$0
Medium	1	MRSPP-2	0	MRSPP-8	0	RA-C	11	0	2	0	1		\$11,907	\$0	\$0	\$0	\$891	\$0	\$0	\$0	FY16	\$1,003	\$0
Low	0	MRSPP-3	0	Evaluation Pending	2	RA-O	15	0	5	0	4	0	\$3,628	\$0	\$488	\$0	\$555	\$0	\$650	\$0	FY11-Comp. IRP		\$21,180
Not Evaluated	0	MRSPP-4	1	No Known/Suspected	0	LTM	1	0	3	0	0	0	\$2,028	\$0	\$36	\$0	\$53	\$0	\$54	\$0	FY11-Comp. MMRP		\$250,616
Not Required	17	MRSPP-5	0	No Longer Required	0	IRP Final RC: FY 2051 MRS Final RC: FY 2030						Total	\$39,383	\$409	\$807	\$0	\$3,783	\$0	\$704	\$0	FY11-Complete		\$271,796
Total IRP Sites	50	MRSPP-6	0	Total MRSs	3	Five-Year Review Completed and Planned for Future																	

IRP Progress in FY10:	Refer to Page F-94.	MMRP Progress in FY10:	Refer to Page F-94.
IRP Progress Planned for FY11-FY12:	Refer to Page F-94.	MMRP Progress Planned for FY11-FY12:	Refer to Page F-94.

NAVY - NORFOLK COMNAVBASE / VA317002741400 / NPL / RAB

IRP Sites and MRSs by Classification				Study	63	0	0	0	0	0			\$16,384	\$0	\$0	\$0	\$0	\$0	\$0	\$0	FY13	\$1,153	\$0
Response Complete	47	Response Complete	0	IRA	19(20)	0(0)	0(0)	0(0)					\$7,089	\$0	\$0	\$0	\$0	\$0	\$0	\$0	FY14	\$1,174	\$0
High	0	MRSPP-1	0	MRSPP-7	0	Design	11	0	0	0	0		\$2,134	\$0	\$0	\$0	\$0	\$0	\$0	\$0	FY15	\$1,194	\$0
Medium	0	MRSPP-2	0	MRSPP-8	0	RA-C	20	0	0	0	0		\$60,750	\$0	\$0	\$0	\$0	\$0	\$0	\$0	FY16	\$1,214	\$0
Low	0	MRSPP-3	0	Evaluation Pending	0	RA-O	8	0	10	0	0		\$19,519	\$0	\$1,867	\$0	\$1,158	\$0	\$1,020	\$0	FY11-Comp. IRP		\$25,601
Not Evaluated	0	MRSPP-4	0	No Known/Suspected	0	LTM	7	0	3	0	5	0	\$1,660	\$0	\$192	\$0	\$64	\$0	\$115	\$0	FY11-Comp. MMRP		\$0
Not Required	16	MRSPP-5	0	No Longer Required	0	IRP Final RC: FY 2040 MRS Final RC: FY -						Total	\$107,536	\$0	\$2,059	\$0	\$1,222	\$0	\$1,135	\$0	FY11-Complete		\$25,601
Total IRP Sites	63	MRSPP-6	0	Total MRSs	0	Five-Year Review Completed and Planned for Future																	

IRP Progress in FY10:	Refer to Page F-139.	MMRP Progress in FY10:	No MMRP sites identified.
IRP Progress Planned for FY11-FY12:	Refer to Page F-139.	MMRP Progress Planned for FY11-FY12:	No MMRP sites identified.

NAVY - OCEANA NAS / VA317002460600 / RAB / C-TECH

IRP Sites and MRSs by Classification				Study	41	0	0	1	0	0			\$5,675	\$1,780	\$0	\$0	\$0	\$0	\$0	\$2,046	FY13	\$425	\$1,540
Response Complete	29	Response Complete	0	IRA	15(15)	0(0)	0(0)	0(0)					\$1,480	\$0	\$0	\$0	\$0	\$0	\$0	\$0	FY14	\$353	\$1,509
High	0	MRSPP-1	0	MRSPP-7	1	Design	15	0	0	0	0		\$298	\$0	\$0	\$0	\$0	\$0	\$0	\$0	FY15	\$358	\$1,675
Medium	0	MRSPP-2	0	MRSPP-8	0	RA-C	14	0	0	0	1		\$7,555	\$0	\$0	\$0	\$0	\$0	\$0	\$0	FY16	\$278	\$1,572
Low	0	MRSPP-3	0	Evaluation Pending	0	RA-O	6	0	11	0	0		\$6,567	\$0	\$653	\$0	\$1,011	\$0	\$341	\$0	FY11-Comp. IRP		\$4,038
Not Evaluated	0	MRSPP-4	0	No Known/Suspected	0	LTM	3	0	0	0	2	0	\$92	\$0	\$0	\$0	\$53	\$0	\$54	\$0	FY11-Comp. MMRP		\$29,571
Not Required	12	MRSPP-5	0	No Longer Required	0	IRP Final RC: FY 2025 MRS Final RC: FY 2021						Total	\$21,667	\$1,780	\$653	\$0	\$1,064	\$0	\$395	\$2,046	FY11-Complete		\$33,609
Total IRP Sites	41	MRSPP-6	0	Total MRSs	1	Five-Year Review Planned for Future																	

IRP Progress in FY10:	A UFP-SAP was completed in Summer 2010 to provide for a Membrane Interface Probe/Direct Push Technology investigation of a potential source area at SWMU 28. The work plan also provides for the annual LTM groundwater sampling event.	MMRP Progress in FY10:	Field investigations were completed to support the SI of all sites, except AOC013 (Dive Bombing Targets). DGM surveys were completed for MEC sites, side scan sonar for AOC003 (Tangier Island Targets), and soil sampling for small arms ranges.
IRP Progress Planned for FY11-FY12:	Additional enhanced bioremediation treatment will be implemented in areas remaining above MCLs. HRC injections are planned for SWMU 28. Installation of ORC socks are planned for SWMUs 29 & 31 in wells with remaining MCL exceedances.	MMRP Progress Planned for FY11-FY12:	AOC 013 field investigation (surface DGM survey in October 2010; intrusive DGM survey in Nov 2010 requiring vegetation removal) will be completed in early FY11. Site Investigation reports for all MRP sites scheduled to be finalized in Dec 2010.

*CTC Delta Reason: C-TECH-Technical Issues, C-REG-Regulatory Issues, C-EST-Estimating Criteria

**Schedule Impact Reason: TECH-Technical, CONT-Contracting, PERS-Personnel, REG-Regulatory, FUND-Funding

Note: Totals reflect installation project funding allocated to individual sites and do not include program management and other support costs.

Table E-6 Status of Installations with FY11 to Completion Cost Estimate Greater Than \$10,000,000

DoD Component - Installation / FFID / NPL or Proposed NPL / BRAC Year / RAB / CTC Delta from FY09*																											
Phase	Completed								Underway		Future		FY10 Schedule Impact**		Costs Through FY10 (\$000)		FY10 Funds Obligated (\$000)		FY11 Execution Planned (\$000)		FY12 Planning Estimate (\$000)		Estimated Costs (\$000)				
	IRP		MMRP		IRP		MMRP		IRP		MMRP		IRP		MMRP		IRP		MMRP		IRP		MMRP		Fiscal Year	IRP	MMRP
	Sites (Actions)												IRP		MMRP		IRP		MMRP		IRP		MMRP				

Virginia

NAVY - QUANTICO MCB / VA317302472200 / NPL / C-TECH

IRP Sites and MRSs by Classification										Study	100	18	2	11	0	0	FUND	FUND	\$20,409	\$2,513	\$0	\$1,110	\$631	\$700	\$0	\$2,287	FY13	\$760	\$2,697
Response Complete	97	Response Complete	15	IRA		15(17)	0(0)	1(1)	1(1)				FUND	FUND	\$17,287	\$405	\$0	\$405	\$0	\$0	\$0	\$0	\$0	\$0	\$0	FY14	\$2,224	\$4,114	
High	3	MRSPP-1	0	MRSPP-7	0	Design	4	0	1	0	0	10	FUND	FUND	\$1,058	\$0	\$0	\$0	\$0	\$0	\$0	\$0	\$0	\$0	FY15	\$2,047	\$1,338		
Medium	0	MRSPP-2	0	MRSPP-8	0	RA-C	3	0	2	0	0	10	FUND	FUND	\$21,682	\$0	\$122	\$0	\$0	\$0	\$0	\$0	\$0	\$0	FY16	\$4,326	\$2,650		
Low	0	MRSPP-3	0	Evaluation Pending	12	RA-O	0	0	1	0	1	0			\$704	\$0	\$278	\$0	\$150	\$0	\$153	\$0	\$0	FY11-Comp. IRP		\$22,936			
Not Evaluated	0	MRSPP-4	0	No Known/Suspected	3	LTM	2	0	3	0	1	0			\$7,768	\$0	\$740	\$0	\$809	\$0	\$695	\$0	\$0	FY11-Comp. MMRP		\$52,554			
Not Required	2	MRSPP-5	0	No Longer Required	14	IRP Final RC: FY 2022 MRS Final RC: FY 2031						Total	\$68,908	\$2,918	\$1,140	\$1,515	\$1,590	\$700	\$848	\$2,287	FY11-Complete		\$75,490						
Total IRP Sites	102	MRSPP-6	0	Total MRSs	29	Five-Year Review Completed and Planned for Future																							

IRP Progress in FY10: Refer to Page F-111.

IRP Progress Planned for FY11-FY12: Refer to Page F-111.

MMRP Progress in FY10: Refer to Page F-111.

MMRP Progress Planned for FY11-FY12: Refer to Page F-111.

NAVY - ST JULIEN'S CREEK ANNEX / VA317002758100 / NPL / RAB / C-TECH

IRP Sites and MRSs by Classification										Study	13	0	2	1	1	0	REG	REG	\$9,762	\$767	\$74	\$29	\$0	\$309	\$0	\$0	FY13	\$427	\$0
Response Complete	11	Response Complete	0	IRA		2(2)	0(0)	2(2)	0(0)				TECH	TECH	\$6,037	\$0	\$2,752	\$0	\$595	\$0	\$0	\$0	\$0	\$0	FY14	\$967	\$0		
High	3	MRSPP-1	0	MRSPP-7	0	Design	4	0	0	0	0	1			\$1,246	\$0	\$29	\$0	\$0	\$0	\$0	\$0	\$243	FY15	\$423	\$0			
Medium	0	MRSPP-2	0	MRSPP-8	0	RA-C	2	0	1	0	0	1			\$8,356	\$0	\$3,856	\$0	\$2,244	\$0	\$231	\$0	\$0	FY16	\$838	\$0			
Low	0	MRSPP-3	0	Evaluation Pending	1	RA-O	1	0	0	0	3	0			\$65	\$0	\$0	\$0	\$27	\$0	\$366	\$0	\$0	FY11-Comp. IRP		\$13,175			
Not Evaluated	1	MRSPP-4	0	No Known/Suspected	0	LTM	0	0	1	0	1	0			\$291	\$0	\$38	\$0	\$61	\$0	\$62	\$0	\$0	FY11-Comp. MMRP		\$5,625			
Not Required	1	MRSPP-5	0	No Longer Required	0	IRP Final RC: FY 2039 MRS Final RC: FY 2018						Total	\$25,757	\$767	\$6,749	\$29	\$2,927	\$309	\$659	\$243	FY11-Complete		\$18,800						
Total IRP Sites	16	MRSPP-6	0	Total MRSs	1	Five-Year Review Completed and Planned for Future																							

IRP Progress in FY10: Refer to Page F-172.

IRP Progress Planned for FY11-FY12: Refer to Page F-172.

MMRP Progress in FY10: Refer to Page F-172.

MMRP Progress Planned for FY11-FY12: Refer to Page F-172.

NAVY - WILLIAMSBURG FISC CHEATHAM ANNEX / VA317002460500 / NPL / RAB / C-TECH

IRP Sites and MRSs by Classification										Study	13	1	2	0	2	0	FUND	FUND	\$5,809	\$177	\$0	\$0	\$1,006	\$0	\$0	\$0	FY13	\$103	\$0
Response Complete	0	Response Complete	0	IRA		2(2)	0(0)	1(2)	0(0)				TECH	TECH	\$1,947	\$0	\$0	\$0	\$0	\$0	\$0	\$0	\$0	\$0	FY14	\$147	\$0		
High	3	MRSPP-1	0	MRSPP-7	0	Design	3	0	1	0	1	0			\$78	\$0	\$0	\$0	\$122	\$0	\$0	\$0	\$0	FY15	\$150	\$0			
Medium	3	MRSPP-2	0	MRSPP-8	0	RA-C	0	0	2	0	2	0			\$4,119	\$0	\$221	\$0	\$2,430	\$0	\$3,985	\$0	\$0	FY16	\$3,326	\$0			
Low	2	MRSPP-3	0	Evaluation Pending	0	RA-O	0	0	0	0	1	0			\$0	\$0	\$0	\$0	\$0	\$0	\$0	\$0	\$0	FY11-Comp. IRP		\$11,485			
Not Evaluated	0	MRSPP-4	0	No Known/Suspected	1	LTM	0	0	1	0	3	0			\$74	\$0	\$11	\$0	\$0	\$0	\$41	\$0	\$0	FY11-Comp. MMRP		\$0			
Not Required	9	MRSPP-5	0	No Longer Required	0	IRP Final RC: FY 2025 MRS Final RC: FY 2011						Total	\$12,027	\$177	\$232	\$0	\$3,558	\$0	\$4,026	\$0	FY11-Complete		\$11,485						
Total IRP Sites	17	MRSPP-6	0	Total MRSs	1																								

IRP Progress in FY10: Refer to Page F-195.

IRP Progress Planned for FY11-FY12: Refer to Page F-195.

MMRP Progress in FY10: Refer to Page F-195.

MMRP Progress Planned for FY11-FY12: Refer to Page F-195.

*CTC Delta Reason: C-TECH-Technical Issues, C-REG-Regulatory Issues, C-EST-Estimating Criteria

**Schedule Impact Reason: TECH-Technical, CONT-Contracting, PERS-Personnel, REG-Regulatory, FUND-Funding

Note: Totals reflect installation project funding allocated to individual sites and do not include program management and other support costs.

Table E-6 Status of Installations with FY11 to Completion Cost Estimate Greater Than \$10,000,000

DoD Component - Installation / FFID / NPL or Proposed NPL / BRAC Year / RAB / CTC Delta from FY09*																			
Phase	Completed		Underway		Future		FY10 Schedule Impact**		Costs Through FY10 (\$000)		FY10 Funds Obligated (\$000)		FY11 Execution Planned (\$000)		FY12 Planning Estimate (\$000)		Estimated Costs (\$000)		
	IRP	MMRP	IRP	MMRP	IRP	MMRP	IRP	MMRP	IRP	MMRP	IRP	MMRP	IRP	MMRP	IRP	MMRP	Fiscal Year	IRP	MMRP
	Sites (Actions)						IRP	MMRP	IRP	MMRP	IRP	MMRP	IRP	MMRP	IRP	MMRP			

Virginia

NAVY - YORKTOWN FISC FUELS DIVISION / VA317002756700 / C-TECH

IRP Sites and MRSs by Classification				Study	21	0	0	0	0	0			\$4,258	\$0	\$0	\$0	\$0	\$0	\$0	FY13	\$1,023	\$0	
Response Complete	20	Response Complete	0	IRA	1(1)	0(0)	0(0)	0(0)					\$0	\$0	\$0	\$0	\$0	\$0	\$0	FY14	\$1,040	\$0	
High	0	MRSPP-1	0	MRSPP-7	0	Design	2	0	0	0	0	0	\$74	\$0	\$0	\$0	\$0	\$0	\$0	FY15	\$1,058	\$0	
Medium	0	MRSPP-2	0	MRSPP-8	0	RA-C	2	0	0	0	0	0	\$22,931	\$0	\$0	\$0	\$0	\$0	\$0	FY16	\$1,076	\$0	
Low	0	MRSPP-3	0	Evaluation Pending	0	RA-O	0	0	1	0	0	0	\$14,660	\$0	\$1,153	\$0	\$989	\$0	\$1,006	FY11-Comp. IRP		\$29,921	
Not Evaluated	0	MRSPP-4	0	No Known/Suspected	0	LTM	0	0	0	0	0	0	\$0	\$0	\$0	\$0	\$0	\$0	\$0	FY11-Comp. MMRP		\$0	
Not Required	1	MRSPP-5	0	No Longer Required	0	IRP Final RC: FY 2050 MRS Final RC: FY -						Total	\$41,923	\$0	\$1,153	\$0	\$989	\$0	\$1,006	\$0	FY11-Complete		\$29,921
Total IRP Sites	21	MRSPP-6	0	Total MRSs	0																		

<p>IRP Progress in FY10: Annual RAO continues for this treatment plant. The final expansion was completed in October 2008. The entire system is now online.</p> <p>IRP Progress Planned for FY11-FY12: Annual RAO will continue, and recommendations from the 2006 optimization study or newly identified recovery alternatives may be implemented as monies become available.</p>	<p>MMRP Progress in FY10: No MMRP sites identified.</p> <p>MMRP Progress Planned for FY11-FY12: No MMRP sites identified.</p>
--	---

NAVY - YORKTOWN NWS / VA317002417000 / NPL / RAB

IRP Sites and MRSs by Classification				Study	43	1	6	1	0	0	PERS	PERS	\$19,242	\$569	\$1,326	\$29	\$366	\$0	\$186	\$0	FY13	\$5,411	\$0
Response Complete	27	Response Complete	1	IRA	12(13)	0(0)	0(0)	0(0)					\$12,941	\$0	\$0	\$0	\$0	\$0	\$0	\$0	FY14	\$8,337	\$0
High	6	MRSPP-1	0	MRSPP-7	0	Design	8	0	0	0	5	0	\$3,756	\$0	\$0	\$0	\$0	\$0	\$0	\$1,178	FY15	\$4,913	\$0
Medium	0	MRSPP-2	0	MRSPP-8	0	RA-C	12	0	0	0	5	0	\$16,844	\$0	\$0	\$0	\$0	\$0	\$0	\$0	FY16	\$537	\$0
Low	0	MRSPP-3	0	Evaluation Pending	1	RA-O	4	0	0	0	2	0	\$0	\$0	\$0	\$0	\$0	\$0	\$0	\$0	FY11-Comp. IRP		\$24,833
Not Evaluated	0	MRSPP-4	0	No Known/Suspected	1	LTM	4	0	2	0	0	0	\$5,745	\$0	\$158	\$0	\$292	\$0	\$297	\$0	FY11-Comp. MMRP		\$560
Not Required	16	MRSPP-5	0	No Longer Required	0	IRP Final RC: FY 2050 MRS Final RC: FY 2025						Total	\$58,528	\$569	\$1,484	\$29	\$658	\$0	\$1,661	\$0	FY11-Complete		\$25,393
Total IRP Sites	49	MRSPP-6	0	Total MRSs	2	Five-Year Review Completed and Planned for Future																	

<p>IRP Progress in FY10: Refer to Page F-200.</p> <p>IRP Progress Planned for FY11-FY12: Refer to Page F-200.</p>	<p>MMRP Progress in FY10: Refer to Page F-200.</p> <p>MMRP Progress Planned for FY11-FY12: Refer to Page F-200.</p>
---	---

AIR FORCE - LANGLEY AIR FORCE BASE / VA357212447700 / NPL / BRAC 2005 Realignment / RAB / C-EST

IRP Sites and MRSs by Classification				Study	54	7	1	5	11	0			\$17,581	\$5,841	\$0	\$903	\$153	\$525	\$1,329	\$1,291	FY13	\$592	\$2,099
Response Complete	53	Response Complete	7	IRA	10(10)	0(0)	0(0)	0(0)					\$9,244	\$0	\$0	\$0	\$0	\$0	\$0	\$0	FY14	\$444	\$775
High	0	MRSPP-1	0	MRSPP-7	0	Design	24	0	0	0	2		\$13,100	\$0	\$0	\$0	\$0	\$0	\$0	\$0	FY15	\$453	\$0
Medium	0	MRSPP-2	0	MRSPP-8	0	RA-C	25	0	1	0	5		\$24,240	\$0	\$0	\$0	\$0	\$0	\$0	\$0	FY16	\$462	\$507
Low	2	MRSPP-3	0	Evaluation Pending	5	RA-O	3	0	0	0	0		\$3,283	\$0	\$0	\$0	\$0	\$0	\$0	\$0	FY11-Comp. IRP		\$14,065
Not Evaluated	11	MRSPP-4	0	No Known/Suspected	0	LTM	11	0	11	0	3	5	\$11,980	\$0	\$564	\$0	\$851	\$0	\$627	\$0	FY11-Comp. MMRP		\$5,329
Not Required	0	MRSPP-5	0	No Longer Required	7	IRP Final RC: FY 2012 MRS Final RC: FY 2014						Total	\$79,428	\$5,841	\$564	\$903	\$1,004	\$525	\$1,956	\$1,291	FY11-Complete		\$19,394
Total IRP Sites	66	MRSPP-6	0	Total MRSs	12																		

<p>IRP Progress in FY10: Refer to Page F-101.</p> <p>IRP Progress Planned for FY11-FY12: Refer to Page F-101.</p>	<p>MMRP Progress in FY10: Refer to Page F-101.</p> <p>MMRP Progress Planned for FY11-FY12: Refer to Page F-101.</p>
---	---

*CTC Delta Reason: C-TECH-Technical Issues, C-REG-Regulatory Issues, C-EST-Estimating Criteria

**Schedule Impact Reason: TECH-Technical, CONT-Contracting, PERS-Personnel, REG-Regulatory, FUND-Funding

Note: Totals reflect installation project funding allocated to individual sites and do not include program management and other support costs.

Table E-6 Status of Installations with FY11 to Completion Cost Estimate Greater Than \$10,000,000

DoD Component - Installation / FFID / NPL or Proposed NPL / BRAC Year / RAB / CTC Delta from FY09*																							
Phase	Completed		Underway		Future		FY10 Schedule Impact**		Costs Through FY10 (\$000)		FY10 Funds Obligated (\$000)		FY11 Execution Planned (\$000)		FY12 Planning Estimate (\$000)		Estimated Costs (\$000)						
	IRP	MMRP	IRP	MMRP	IRP	MMRP	IRP	MMRP	IRP	MMRP	IRP	MMRP	IRP	MMRP	IRP	MMRP	Fiscal Year	IRP	MMRP				
	Sites (Actions)																IRP	MMRP	IRP	MMRP	IRP	MMRP	IRP

Virginia

DEFENSE LOGISTICS AGENCY - DSC RICHMOND / VA397152075100 / NPL / RAB / C-REG / C-EST

IRP Sites and MRSs by Classification				Study	30	0	2	0	0	0			\$34,342	\$0	\$583	\$0	\$257	\$0	\$0	\$0	FY13	\$2,134	\$0	
Response Complete	28	Response Complete	0	IRA	3(4)	0(0)	0(0)	0(0)					\$4,112	\$0	\$0	\$0	\$0	\$0	\$0	\$0	FY14	\$710	\$0	
High	2	MRSPP-1	0	MRSPP-7	0	Design	11	0	1	0	2	0	PERS	\$10,307	\$0	\$39	\$0	\$235	\$0	\$336	\$0	FY15	\$604	\$0
Medium	0	MRSPP-2	0	MRSPP-8	0	RA-C	14	0	0	0	3	0		\$10,665	\$0	\$34	\$0	\$0	\$0	\$1,538	\$0	FY16	\$604	\$0
Low	1	MRSPP-3	0	Evaluation Pending	0	RA-O	3	0	1	0	2	0		\$5,669	\$0	\$285	\$0	\$195	\$0	\$107	\$0	FY11-Comp. IRP		\$17,636
Not Evaluated	0	MRSPP-4	0	No Known/Suspected	0	LTM	0	0	8	0	4	0		\$840	\$0	\$0	\$0	\$123	\$0	\$60	\$0	FY11-Comp. MMRP		\$0
Not Required	1	MRSPP-5	0	No Longer Required	0	IRP Final RC: FY 2035 MRS Final RC: FY -						Total	\$65,935	\$0	\$941	\$0	\$810	\$0	\$2,041	\$0	FY11-Complete		\$17,636	
Total IRP Sites	32	MRSPP-6	0	Total MRSs	0	Five-Year Review Completed and Planned for Future																		

IRP Progress in FY10: Refer to Page F-45.	MMRP Progress in FY10: No MMRP sites identified.
IRP Progress Planned for FY11-FY12: Refer to Page F-45.	MMRP Progress Planned for FY11-FY12: No MMRP sites identified.

FORMERLY USED DEFENSE SITES - CHOPAWAMSIK TROOP TRAINING SITE / VA39799F166700

IRP Sites and MRSs by Classification				Study	0	0	0	1	0	0			\$0	\$263	\$0	\$0	\$0	\$0	\$0	\$0	FY13	\$0	\$0
Response Complete	0	Response Complete	0	IRA	0(0)	0(0)	0(0)	0(0)					\$0	\$0	\$0	\$0	\$0	\$0	\$0	\$0	FY14	\$0	\$0
High	0	MRSPP-1	0	MRSPP-7	0	Design	0	0	0	0	0	1		\$0	\$0	\$0	\$0	\$0	\$0	\$0	FY15	\$0	\$0
Medium	0	MRSPP-2	0	MRSPP-8	0	RA-C	0	0	0	0	0	1		\$0	\$0	\$0	\$0	\$0	\$0	\$0	FY16	\$0	\$0
Low	0	MRSPP-3	0	Evaluation Pending	1	RA-O	0	0	0	0	0	0		\$0	\$0	\$0	\$0	\$0	\$0	\$0	FY11-Comp. IRP		\$0
Not Evaluated	0	MRSPP-4	0	No Known/Suspected	0	LTM	0	0	0	0	0	1		\$0	\$0	\$0	\$0	\$0	\$0	\$0	FY11-Comp. MMRP		\$29,123
Not Required	0	MRSPP-5	0	No Longer Required	0	IRP Final RC: FY - MRS Final RC: FY 2027						Total	\$0	\$263	\$0	\$0	\$0	\$0	\$0	\$0	FY11-Complete		\$29,123
Total IRP Sites	0	MRSPP-6	0	Total MRSs	1																		

IRP Progress in FY10: No IRP sites identified.	MMRP Progress in FY10: There was no progress made at this site in FY2010. An RI/FS is programmed for FY2020. Funding limitations prevent site work prior to that time.
IRP Progress Planned for FY11-FY12: No IRP sites identified.	MMRP Progress Planned for FY11-FY12: There is no progress planned at this site in the next two fiscal years. An RI/FS is programmed for FY2020. Funding limitations prevent site work prior to that time.

FORMERLY USED DEFENSE SITES - NANSEMOND ORDNANCE DEPOT / VA39799F156700 / NPL / RAB / C-TECH / C-EST

IRP Sites and MRSs by Classification				Study	4	0	8	1	0	0			\$24,590	\$1,276	\$1,467	\$367	\$725	\$1,225	\$1,018	\$107	FY13	\$2,232	\$218	
Response Complete	2	Response Complete	0	IRA	2(2)	1(1)	0(0)	0(0)					\$2,024	\$2,509	\$0	\$0	\$0	\$0	\$0	\$0	FY14	\$2,122	\$0	
High	6	MRSPP-1	0	MRSPP-7	0	Design	1	0	1	0	7	0		\$161	\$0	\$0	\$0	\$398	\$0	\$32	\$0	FY15	\$4,897	\$0
Medium	2	MRSPP-2	0	MRSPP-8	0	RA-C	2	0	1	1	8	0		\$1,109	\$17,074	\$0	\$0	\$0	\$0	\$1,437	\$0	FY16	\$4,463	\$0
Low	0	MRSPP-3	0	Evaluation Pending	1	RA-O	0	0	0	0	1	0		\$0	\$0	\$0	\$0	\$276	\$0	\$0	\$0	FY11-Comp. IRP		\$41,950
Not Evaluated	2	MRSPP-4	0	No Known/Suspected	0	LTM	0	0	0	0	9	1		\$0	\$0	\$0	\$0	\$0	\$0	\$0	FY11-Comp. MMRP		\$5,332	
Not Required	0	MRSPP-5	0	No Longer Required	0	IRP Final RC: FY 2019 MRS Final RC: FY 2023						Total	\$27,884	\$20,859	\$1,467	\$367	\$1,399	\$1,225	\$2,487	\$107	FY11-Complete		\$47,282	
Total IRP Sites	12	MRSPP-6	0	Total MRSs	1																			

IRP Progress in FY10: Refer to Page F-59.	MMRP Progress in FY10: Refer to Page F-59.
IRP Progress Planned for FY11-FY12: Refer to Page F-59.	MMRP Progress Planned for FY11-FY12: Refer to Page F-59.

*CTC Delta Reason: C-TECH-Technical Issues, C-REG-Regulatory Issues, C-EST-Estimating Criteria

**Schedule Impact Reason: TECH-Technical, CONT-Contracting, PERS-Personnel, REG-Regulatory, FUND-Funding

Note: Totals reflect installation project funding allocated to individual sites and do not include program management and other support costs.

Table E-6 Status of Installations with FY11 to Completion Cost Estimate Greater Than \$10,000,000

DoD Component - Installation / FFID / NPL or Proposed NPL / BRAC Year / RAB / CTC Delta from FY09*																			
Phase	Completed		Underway		Future		FY10 Schedule Impact**		Costs Through FY10 (\$000)		FY10 Funds Obligated (\$000)		FY11 Execution Planned (\$000)		FY12 Planning Estimate (\$000)		Estimated Costs (\$000)		
	IRP	MMRP	IRP	MMRP	IRP	MMRP	IRP	MMRP	IRP	MMRP	IRP	MMRP	IRP	MMRP	IRP	MMRP	Fiscal Year	IRP	MMRP
	Sites (Actions)						IRP	MMRP	IRP	MMRP	IRP	MMRP	IRP	MMRP	IRP	MMRP			

Wake Island

AIR FORCE - WAKE ISLAND AIRFIELD / WQP57302953300 / C-TECH

IRP Sites and MRSs by Classification				Study	48	0	4	1	30	0			\$17,984	\$779	\$1,153	\$779	\$0	\$289	\$0	\$542	FY13	\$2,365	\$571
Response Complete	44	Response Complete	0	IRA	15(18)	0(0)	0(0)	0(0)					\$21,499	\$0	\$0	\$0	\$0	\$0	\$0	\$0	FY14	\$0	\$0
High	0	MRSPP-1	0	MRSPP-7	0	Design	1	0	0	0	1	0	\$10	\$0	\$0	\$0	\$0	\$0	\$0	\$0	FY15	\$0	\$0
Medium	6	MRSPP-2	0	MRSPP-8	0	RA-C	0	0	0	0	2	1	\$50	\$0	\$0	\$0	\$0	\$0	\$0	\$0	FY16	\$12,300	\$0
Low	0	MRSPP-3	0	Evaluation Pending	1	RA-O	0	0	0	0	0	0	\$0	\$0	\$0	\$0	\$0	\$0	\$0	\$0	FY11-Comp. IRP		\$17,965
Not Evaluated	30	MRSPP-4	0	No Known/Suspected	0	LTM	0	0	2	0	3	1	\$858	\$0	\$350	\$0	\$189	\$0	\$3,111	\$0	FY11-Comp. MMRP		\$1,475
Not Required	2	MRSPP-5	0	No Longer Required	0	IRP Final RC: FY 2012		MRS Final RC: FY 2014		Total		\$40,401	\$779	\$1,503	\$779	\$189	\$289	\$3,111	\$542	FY11-Complete		\$19,440	
Total IRP Sites	82	MRSPP-6	0	Total MRSs	1	Five-Year Review Planned for Future																	

IRP Progress in FY10: GEITA; Wetlands Battery and Dump Site RI/FS; Site OT12D RI/FS; and Wake Groundwater Evaluation.

IRP Progress Planned for FY11-FY12: Administrative Record; Community Relations Support; PP/ROD; POL Groundwater Evaluation, ST08/ST09; and Wake RAB Management.

MMRP Progress in FY10: Completed the draft final basewide CSE Phase II Report. All MMRP Sites were scored under the MRSPP requirement. A basewide RI was awarded in FY10.

MMRP Progress Planned for FY11-FY12: Complete the RI work scoped and awarded in FY10.

*CTC Delta Reason: C-TECH-Technical Issues, C-REG-Regulatory Issues, C-EST-Estimating Criteria

**Schedule Impact Reason: TECH-Technical, CONT-Contracting, PERS-Personnel, REG-Regulatory, FUND-Funding

Note: Totals reflect installation project funding allocated to individual sites and do not include program management and other support costs.

Table E-6 Status of Installations with FY11 to Completion Cost Estimate Greater Than \$10,000,000

DoD Component - Installation / FFID / NPL or Proposed NPL / BRAC Year / RAB / CTC Delta from FY09*																			
Phase	Completed		Underway		Future		FY10 Schedule Impact**		Costs Through FY10 (\$000)		FY10 Funds Obligated (\$000)		FY11 Execution Planned (\$000)		FY12 Planning Estimate (\$000)		Estimated Costs (\$000)		
	IRP	MMRP	IRP	MMRP	IRP	MMRP	IRP	MMRP	IRP	MMRP	IRP	MMRP	IRP	MMRP	IRP	MMRP	Fiscal Year	IRP	MMRP
	Sites (Actions)						IRP	MMRP	IRP	MMRP	IRP	MMRP	IRP	MMRP	IRP	MMRP			

Washington

NAVY - BANGOR NSB / WA017002729100 / NPL / RAB / C-TECH

IRP Sites and MRSs by Classification				Study	42	0	0	1	0	0			\$27,548	\$676	\$0	\$121	\$0	\$0	\$0	\$0	FY13	\$1,956	\$1,570
Response Complete	36	Response Complete	0	IRA	14(25)	0(0)	0(0)	0(0)					\$2,469	\$0	\$0	\$0	\$0	\$0	\$0	\$0	FY14	\$2,339	\$1,052
High	0	MRSPP-1	0	MRSPP-7	0	Design	17	0	0	0	1	REG	\$2,805	\$0	\$0	\$0	\$0	\$13	\$0	\$213	FY15	\$2,549	\$0
Medium	0	MRSPP-2	0	MRSPP-8	0	RA-C	27	0	0	1	0	REG	\$38,341	\$654	\$0	\$0	\$0	\$0	\$0	\$0	FY16	\$2,248	\$0
Low	0	MRSPP-3	0	Evaluation Pending	0	RA-O	6	0	6	0	0		\$21,113	\$0	\$1,806	\$0	\$2,478	\$0	\$2,094	\$0	FY11-Comp. IRP		\$47,925
Not Evaluated	0	MRSPP-4	0	No Known/Suspected	0	LTM	5	0	0	0	0		\$170	\$0	\$0	\$0	\$0	\$0	\$0	\$0	FY11-Comp. MMRP		\$2,848
Not Required	6	MRSPP-5	0	No Longer Required	0	IRP Final RC: FY 2040		MRS Final RC: FY 2036				Total	\$92,446	\$1,330	\$1,806	\$121	\$2,478	\$13	\$2,094	\$213	FY11-Complete		\$50,773
Total IRP Sites	42	MRSPP-6	1	Total MRSs	1	Five-Year Review Completed and Planned for Future																	

IRP Progress in FY10:	Refer to Page F-24.
IRP Progress Planned for FY11-FY12:	Refer to Page F-24.

MMRP Progress in FY10:	Refer to Page F-24.
MMRP Progress Planned for FY11-FY12:	Refer to Page F-24.

NAVY - KEYPORT NUWC / WA017002341900 / NPL / RAB / C-TECH

IRP Sites and MRSs by Classification				Study	13	0	0	0	0	0			\$15,851	\$0	\$0	\$0	\$0	\$0	\$0	\$0	FY13	\$405	\$0
Response Complete	10	Response Complete	0	IRA	3(6)	0(0)	0(0)	0(0)					\$136	\$0	\$0	\$0	\$0	\$0	\$0	\$0	FY14	\$426	\$0
High	0	MRSPP-1	0	MRSPP-7	0	Design	2	0	0	0	0		\$386	\$0	\$0	\$0	\$0	\$0	\$0	\$0	FY15	\$492	\$0
Medium	0	MRSPP-2	0	MRSPP-8	0	RA-C	7	0	0	0	0		\$15,857	\$0	\$0	\$0	\$0	\$0	\$0	\$0	FY16	\$495	\$0
Low	0	MRSPP-3	0	Evaluation Pending	0	RA-O	0	0	3	0	0		\$2,448	\$0	\$347	\$0	\$401	\$0	\$595	\$0	FY11-Comp. IRP		\$18,119
Not Evaluated	0	MRSPP-4	0	No Known/Suspected	0	LTM	2	0	0	0	0		\$302	\$0	\$0	\$0	\$0	\$0	\$0	\$0	FY11-Comp. MMRP		\$0
Not Required	3	MRSPP-5	0	No Longer Required	0	IRP Final RC: FY 2042		MRS Final RC: FY -				Total	\$34,980	\$0	\$347	\$0	\$401	\$0	\$595	\$0	FY11-Complete		\$18,119
Total IRP Sites	13	MRSPP-6	0	Total MRSs	0	Five-Year Review Underway																	

IRP Progress in FY10:	Refer to Page F-99.
IRP Progress Planned for FY11-FY12:	Refer to Page F-99.

MMRP Progress in FY10:	No MMRP sites identified.
MMRP Progress Planned for FY11-FY12:	No MMRP sites identified.

NAVY - PUGET SOUND NSY / WA017002341800 / NPL / RAB / C-TECH

IRP Sites and MRSs by Classification				Study	33	2	1	0	0	0			\$28,973	\$16,804	\$0	\$0	\$0	\$0	\$0	\$0	FY13	\$3,671	\$3,359
Response Complete	26	Response Complete	0	IRA	25(25)	1(1)	0(0)	0(0)					\$14,062	\$2,125	\$0	\$0	\$0	\$0	\$0	\$0	FY14	\$7,325	\$1,415
High	2	MRSPP-1	0	MRSPP-7	0	Design	16	1	0	0	0		\$9,603	\$0	\$0	\$0	\$0	\$0	\$0	\$0	FY15	\$2,831	\$4,500
Medium	0	MRSPP-2	0	MRSPP-8	0	RA-C	30	0	2	2	0		\$96,255	\$2,058	\$1,416	\$1,154	\$373	\$9,349	\$1,415	\$5,703	FY16	\$2,291	\$1,465
Low	0	MRSPP-3	2	Evaluation Pending	0	RA-O	4	0	6	0	2		\$11,348	\$0	\$1,216	\$0	\$1,266	\$0	\$1,512	\$0	FY11-Comp. IRP		\$54,980
Not Evaluated	0	MRSPP-4	0	No Known/Suspected	0	LTM	3	0	0	0	1		\$0	\$0	\$0	\$0	\$0	\$0	\$0	\$0	FY11-Comp. MMRP		\$40,521
Not Required	6	MRSPP-5	0	No Longer Required	0	IRP Final RC: FY 2042		MRS Final RC: FY 2041				Total	\$160,241	\$20,987	\$2,632	\$1,154	\$1,639	\$9,349	\$2,927	\$5,703	FY11-Complete		\$95,501
Total IRP Sites	34	MRSPP-6	0	Total MRSs	2	Five-Year Review Completed and Planned for Future																	

IRP Progress in FY10:	Refer to Page F-156.
IRP Progress Planned for FY11-FY12:	Refer to Page F-156.

MMRP Progress in FY10:	Refer to Page F-156.
MMRP Progress Planned for FY11-FY12:	Refer to Page F-156.

*CTC Delta Reason: C-TECH-Technical Issues, C-REG-Regulatory Issues, C-EST-Estimating Criteria

**Schedule Impact Reason: TECH-Technical, CONT-Contracting, PERS-Personnel, REG-Regulatory, FUND-Funding

Note: Totals reflect installation project funding allocated to individual sites and do not include program management and other support costs.

Table E-6 Status of Installations with FY11 to Completion Cost Estimate Greater Than \$10,000,000

DoD Component - Installation / FFID / NPL or Proposed NPL / BRAC Year / RAB / CTC Delta from FY09*																			
Phase	Completed		Underway		Future		FY10 Schedule Impact**		Costs Through FY10 (\$000)		FY10 Funds Obligated (\$000)		FY11 Execution Planned (\$000)		FY12 Planning Estimate (\$000)		Estimated Costs (\$000)		
	IRP	MMRP	IRP	MMRP	IRP	MMRP	IRP	MMRP	IRP	MMRP	IRP	MMRP	IRP	MMRP	IRP	MMRP	Fiscal Year	IRP	MMRP
	Sites (Actions)						IRP	MMRP	IRP	MMRP	IRP	MMRP	IRP	MMRP	IRP	MMRP			

Washington

NAVY - WHIDBEY ISLAND NAS / WA017002336100 / NPL / RAB

IRP Sites and MRSs by Classification				Study	91	1	0	3	1	0			\$27,370	\$984	\$0	\$112	\$0	\$129	\$0	\$0	FY13	\$1,356	\$0
Response Complete	81	Response Complete	0	IRA	57(68)	0(0)	0(0)	0(0)					\$852	\$0	\$0	\$0	\$0	\$0	\$0	\$0	FY14	\$1,103	\$0
High	0	MRSPP-1	0	MRSPP-7	0	0	0	0	1	1			\$1,412	\$0	\$0	\$0	\$0	\$0	\$0	\$226	FY15	\$2,014	\$0
Medium	0	MRSPP-2	1	MRSPP-8	1	RA-C	61	0	0	0	1	3	\$45,676	\$0	\$0	\$0	\$0	\$0	\$0	\$559	FY16	\$3,565	\$710
Low	1	MRSPP-3	0	Evaluation Pending	0	RA-O	2	0	8	0	0	0	\$22,621	\$0	\$1,702	\$0	\$1,643	\$0	\$1,379	\$0	FY11-Comp. IRP		\$31,296
Not Evaluated	0	MRSPP-4	1	No Known/Suspected	0	LTM	20	0	1	0	3	0	\$1,079	\$0	\$137	\$0	\$112	\$0	\$149	\$0	FY11-Comp. MMRP		\$6,757
Not Required	10	MRSPP-5	1	No Longer Required	0	IRP Final RC: FY 2042 MRS Final RC: FY 2036					Total	\$99,010	\$984	\$1,839	\$112	\$1,755	\$129	\$1,528	\$785	FY11-Complete		\$38,053	
Total IRP Sites	92	MRSPP-6	0	Total MRSs	4	Five-Year Review Completed and Planned for Future																	

IRP Progress in FY10:	Refer to Page F-191.
IRP Progress Planned for FY11-FY12:	Refer to Page F-191.

MMRP Progress in FY10:	Refer to Page F-191.
MMRP Progress Planned for FY11-FY12:	Refer to Page F-191.

AIR FORCE - FAIRCHILD AIR FORCE BASE / WA057212464700 / NPL / BRAC 2005 Realignment / RAB / C-TECH / C-REG

IRP Sites and MRSs by Classification				Study	36	3	2	7	12	0			\$16,740	\$5,285	\$120	\$384	\$0	\$768	\$0	\$1,276	FY13	\$2,795	\$1,812
Response Complete	25	Response Complete	1	IRA	5(5)	0(0)	0(0)	0(0)					\$1,346	\$0	\$0	\$0	\$0	\$0	\$0	\$0	FY14	\$7,825	\$710
High	3	MRSPP-1	0	MRSPP-7	0	Design	5	0	2	0	1	2	\$1,964	\$0	\$0	\$0	\$0	\$0	\$0	\$0	FY15	\$2,177	\$166
Medium	0	MRSPP-2	0	MRSPP-8	0	RA-C	6	0	2	0	1	7	\$19,046	\$0	\$1,595	\$0	\$2,700	\$0	\$0	\$0	FY16	\$2,079	\$150
Low	1	MRSPP-3	0	Evaluation Pending	9	RA-O	0	0	10	0	1	2	\$16,963	\$0	\$1,116	\$0	\$888	\$0	\$1,311	\$0	FY11-Comp. IRP		\$46,560
Not Evaluated	12	MRSPP-4	0	No Known/Suspected	0	LTM	3	0	0	0	0	7	\$2,832	\$0	\$0	\$0	\$0	\$0	\$0	\$0	FY11-Comp. MMRP		\$7,300
Not Required	9	MRSPP-5	0	No Longer Required	1	IRP Final RC: FY 2029 MRS Final RC: FY 2014					Total	\$58,891	\$5,285	\$2,831	\$384	\$3,588	\$768	\$1,311	\$1,276	FY11-Complete		\$53,860	
Total IRP Sites	50	MRSPP-6	0	Total MRSs	10	Five-Year Review Completed and Planned for Future																	

IRP Progress in FY10:	Refer to Page F-57.
IRP Progress Planned for FY11-FY12:	Refer to Page F-57.

MMRP Progress in FY10:	Refer to Page F-57.
MMRP Progress Planned for FY11-FY12:	Refer to Page F-57.

FORMERLY USED DEFENSE SITES - FORT FLAGLER MIL RES / WA09799F328900

IRP Sites and MRSs by Classification				Study	1	0	0	1	0	0			\$49	\$199	\$0	\$0	\$0	\$0	\$0	\$0	FY13	\$0	\$0
Response Complete	1	Response Complete	0	IRA	0(0)	1(1)	0(0)	0(0)					\$324	\$0	\$0	\$0	\$0	\$0	\$0	\$0	FY14	\$0	\$0
High	0	MRSPP-1	0	MRSPP-7	0	Design	1	0	0	0	0	1	\$1	\$0	\$0	\$0	\$0	\$0	\$0	\$0	FY15	\$0	\$0
Medium	0	MRSPP-2	0	MRSPP-8	0	RA-C	1	0	0	0	0	1	\$98	\$0	\$0	\$0	\$0	\$0	\$0	\$0	FY16	\$0	\$0
Low	0	MRSPP-3	0	Evaluation Pending	1	RA-O	0	0	0	0	0	0	\$0	\$0	\$0	\$0	\$0	\$0	\$0	\$0	FY11-Comp. IRP		\$0
Not Evaluated	0	MRSPP-4	0	No Known/Suspected	0	LTM	0	0	0	0	0	1	\$0	\$0	\$0	\$0	\$0	\$0	\$0	\$0	FY11-Comp. MMRP		\$10,585
Not Required	0	MRSPP-5	0	No Longer Required	0	IRP Final RC: FY 1994 MRS Final RC: FY 2033					Total	\$472	\$199	\$0	\$0	\$0	\$0	\$0	\$0	\$0	FY11-Complete		\$10,585
Total IRP Sites	1	MRSPP-6	0	Total MRSs	1																		

IRP Progress in FY10:	No progress reported.
IRP Progress Planned for FY11-FY12:	No actions planned.

MMRP Progress in FY10:	No progress reported.
MMRP Progress Planned for FY11-FY12:	No actions planned.

*CTC Delta Reason: C-TECH-Technical Issues, C-REG-Regulatory Issues, C-EST-Estimating Criteria

**Schedule Impact Reason: TECH-Technical, CONT-Contracting, PERS-Personnel, REG-Regulatory, FUND-Funding

Note: Totals reflect installation project funding allocated to individual sites and do not include program management and other support costs.

Table E-6 Status of Installations with FY11 to Completion Cost Estimate Greater Than \$10,000,000

DoD Component - Installation / FFID / NPL or Proposed NPL / BRAC Year / RAB / CTC Delta from FY09*																			
Phase	Completed		Underway		Future		FY10 Schedule Impact**		Costs Through FY10 (\$000)		FY10 Funds Obligated (\$000)		FY11 Execution Planned (\$000)		FY12 Planning Estimate (\$000)		Estimated Costs (\$000)		
	IRP	MMRP	IRP	MMRP	IRP	MMRP	IRP	MMRP	IRP	MMRP	IRP	MMRP	IRP	MMRP	IRP	MMRP	Fiscal Year	IRP	MMRP
	Sites (Actions)						IRP	MMRP	IRP	MMRP	IRP	MMRP	IRP	MMRP	IRP	MMRP			

Washington

FORMERLY USED DEFENSE SITES - FORT TOWNSEND / WA09799F329300

IRP Sites and MRSs by Classification						Study	0	0	0	1	0	0			\$0	\$230	\$0	\$0	\$0	\$0	\$0	\$0	\$0	\$0	FY13	\$0	\$0
Response Complete	0	Response Complete	0			IRA	0(0)	0(0)	0(0)	0(0)					\$0	\$0	\$0	\$0	\$0	\$0	\$0	\$0	\$0	FY14	\$0	\$0	
High	0	MRSPP-1	0	MRSPP-7	0	Design	0	0	0	0	0	1		\$0	\$0	\$0	\$0	\$0	\$0	\$0	\$0	\$0	FY15	\$0	\$0		
Medium	0	MRSPP-2	0	MRSPP-8	0	RA-C	0	0	0	0	0	1		\$0	\$0	\$0	\$0	\$0	\$0	\$0	\$0	\$0	FY16	\$0	\$0		
Low	0	MRSPP-3	0	Evaluation Pending	1	RA-O	0	0	0	0	0	0		\$0	\$0	\$0	\$0	\$0	\$0	\$0	\$0	\$0	FY11-Comp. IRP		\$0		
Not Evaluated	0	MRSPP-4	0	No Known/Suspected	0	LTM	0	0	0	0	0	1		\$0	\$0	\$0	\$0	\$0	\$0	\$0	\$0	\$0	FY11-Comp. MMRP		\$12,054		
Not Required	0	MRSPP-5	0	No Longer Required	0	IRP Final RC: FY - MRS Final RC: FY 2054						Total	\$0	\$230	\$0	\$0	\$0	\$0	\$0	\$0	\$0	\$0	FY11-Complete		\$12,054		
Total IRP Sites	0	MRSPP-6	0	Total MRSs	1																						

IRP Progress in FY10: No IRP sites identified.

IRP Progress Planned for FY11-FY12: No IRP sites identified.

MMRP Progress in FY10: No progress reported.

MMRP Progress Planned for FY11-FY12: No actions planned.

FORMERLY USED DEFENSE SITES - NAS-QUILLAYUTE / WA09799F836800

IRP Sites and MRSs by Classification						Study	1	0	1	0	0	0		\$2,780	\$0	\$249	\$0	\$600	\$0	\$102	\$0	\$0	\$0	FY13	\$1,333	\$0
Response Complete	1	Response Complete	0			IRA	1(1)	0(0)	0(0)	0(0)				\$72	\$0	\$0	\$0	\$0	\$0	\$0	\$0	\$0	FY14	\$504	\$0	
High	1	MRSPP-1	0	MRSPP-7	0	Design	1	0	0	0	1	0		\$222	\$0	\$0	\$0	\$0	\$0	\$0	\$0	\$0	FY15	\$543	\$0	
Medium	0	MRSPP-2	0	MRSPP-8	0	RA-C	1	0	0	0	1	0		\$638	\$0	\$0	\$0	\$0	\$0	\$0	\$0	\$0	FY16	\$543	\$0	
Low	0	MRSPP-3	0	Evaluation Pending	0	RA-O	0	0	0	0	1	0		\$0	\$0	\$0	\$0	\$0	\$0	\$0	\$0	\$0	FY11-Comp. IRP		\$15,121	
Not Evaluated	0	MRSPP-4	0	No Known/Suspected	0	LTM	0	0	0	0	0	0		\$0	\$0	\$0	\$0	\$0	\$0	\$0	\$0	\$0	FY11-Comp. MMRP		\$0	
Not Required	0	MRSPP-5	0	No Longer Required	0	IRP Final RC: FY 2014 MRS Final RC: FY -						Total	\$3,712	\$0	\$249	\$0	\$600	\$0	\$102	\$0	\$0	\$0	FY11-Complete		\$15,121	
Total IRP Sites	2	MRSPP-6	0	Total MRSs	0																					

IRP Progress in FY10: Draft of the Remedial Investigation complete. Review and revision underway.

IRP Progress Planned for FY11-FY12: Finalize the Remedial Investigation, Feasibility Study, Proposed Plan, and Decision Document.

MMRP Progress in FY10: No MMRP sites identified.

MMRP Progress Planned for FY11-FY12: No MMRP sites identified.

*CTC Delta Reason: C-TECH-Technical Issues, C-REG-Regulatory Issues, C-EST-Estimating Criteria

**Schedule Impact Reason: TECH-Technical, CONT-Contracting, PERS-Personnel, REG-Regulatory, FUND-Funding

Note: Totals reflect installation project funding allocated to individual sites and do not include program management and other support costs.

Table E-6 Status of Installations with FY11 to Completion Cost Estimate Greater Than \$10,000,000

DoD Component - Installation / FFID / NPL or Proposed NPL / BRAC Year / RAB / CTC Delta from FY09*																			
Phase	Completed		Underway		Future		FY10 Schedule Impact**		Costs Through FY10 (\$000)		FY10 Funds Obligated (\$000)		FY11 Execution Planned (\$000)		FY12 Planning Estimate (\$000)		Estimated Costs (\$000)		
	IRP	MMRP	IRP	MMRP	IRP	MMRP	IRP	MMRP	IRP	MMRP	IRP	MMRP	IRP	MMRP	IRP	MMRP	Fiscal Year	IRP	MMRP
	Sites (Actions)						IRP	MMRP	IRP	MMRP	IRP	MMRP	IRP	MMRP	IRP	MMRP			

West Virginia

NAVY - ALLEGANY BALLISTICS LAB / WV317002369100 / NPL / RAB

IRP Sites and MRSs by Classification				Study	39	0	2	0	0	0			\$8,216	\$0	\$0	\$0	\$0	\$0	\$0	\$0	FY13	\$5,687	\$0	
Response Complete	29	Response Complete	0	IRA	10(10)	0(0)	0(0)	0(0)					\$10,350	\$0	\$0	\$0	\$0	\$0	\$0	\$0	FY14	\$3,303	\$0	
High	3	MRSPP-1	0	MRSPP-7	0	Design	5	0	2	0	1	0	REG	\$3,876	\$0	\$0	\$0	\$0	\$0	\$0	FY15	\$8,855	\$0	
Medium	0	MRSPP-2	0	MRSPP-8	0	RA-C	5	0	0	0	3	0	REG	\$7,601	\$0	\$0	\$0	\$173	\$0	\$468	\$0	FY16	\$987	\$0
Low	0	MRSPP-3	0	Evaluation Pending	0	RA-O	0	0	4	0	1	0		\$10,215	\$0	\$3,622	\$0	\$1,906	\$0	\$1,309	\$0	FY11-Comp. IRP	\$38,050	
Not Evaluated	0	MRSPP-4	0	No Known/Suspected	0	LTM	0	0	0	0	0	0		\$905	\$0	\$0	\$0	\$0	\$0	\$0	\$0	FY11-Comp. MMRP	\$0	
Not Required	9	MRSPP-5	0	No Longer Required	0	IRP Final RC: FY 2038 MRS Final RC: FY -						Total	\$41,163	\$0	\$3,622	\$0	\$2,079	\$0	\$1,777	\$0	FY11-Complete	\$38,050		
Total IRP Sites	41	MRSPP-6	0	Total MRSs	0	Five-Year Review Completed and Planned for Future																		

IRP Progress in FY10: Refer to Page F-19.

IRP Progress Planned for FY11-FY12: Refer to Page F-19.

MMRP Progress in FY10: No MMRP sites identified.

MMRP Progress Planned for FY11-FY12: No MMRP sites identified.

FORMERLY USED DEFENSE SITES - WEST VIRGINIA ORD WORKS / WV39799F346100 / NPL / C-EST

IRP Sites and MRSs by Classification				Study	41	1	2	0	0	0	REG	REG	\$30,575	\$0	\$874	\$0	\$215	\$0	\$340	\$0	FY13	\$656	\$0	
Response Complete	39	Response Complete	1	IRA	0(0)	0(0)	0(0)	0(0)			REG	REG	\$0	\$0	\$0	\$0	\$0	\$0	\$0	\$0	FY14	\$1,078	\$0	
High	2	MRSPP-1	0	MRSPP-7	0	Design	11	0	0	0	0	0	REG	\$3,225	\$0	\$0	\$0	\$0	\$0	\$0	FY15	\$351	\$0	
Medium	0	MRSPP-2	0	MRSPP-8	0	RA-C	26	0	1	0	0	0	REG	\$25,864	\$0	\$2	\$0	\$27	\$0	\$48	\$0	FY16	\$831	\$0
Low	0	MRSPP-3	0	Evaluation Pending	0	RA-O	4	0	1	0	1	0		\$6,525	\$0	\$566	\$0	\$865	\$0	\$169	\$0	FY11-Comp. IRP	\$46,686	
Not Evaluated	0	MRSPP-4	0	No Known/Suspected	0	LTM	32	1	6	0	0	0		\$13,562	\$7	\$924	\$0	\$211	\$0	\$0	\$0	FY11-Comp. MMRP	\$0	
Not Required	2	MRSPP-5	0	No Longer Required	1	IRP Final RC: FY 2022 MRS Final RC: FY 2009						Total	\$79,751	\$7	\$2,366	\$0	\$1,318	\$0	\$557	\$0	FY11-Complete	\$46,686		
Total IRP Sites	43	MRSPP-6	0	Total MRSs	1	Five-Year Review Completed and Planned for Future																		

IRP Progress in FY10: Refer to Page F-190.

IRP Progress Planned for FY11-FY12: Refer to Page F-190.

MMRP Progress in FY10: Refer to Page F-190.

MMRP Progress Planned for FY11-FY12: Refer to Page F-190.

*CTC Delta Reason: C-TECH-Technical Issues, C-REG-Regulatory Issues, C-EST-Estimating Criteria

**Schedule Impact Reason: TECH-Technical, CONT-Contracting, PERS-Personnel, REG-Regulatory, FUND-Funding

Note: Totals reflect installation project funding allocated to individual sites and do not include program management and other support costs.

Table E-6 Status of Installations with FY11 to Completion Cost Estimate Greater Than \$10,000,000

DoD Component - Installation / FFID / NPL or Proposed NPL / BRAC Year / RAB / CTC Delta from FY09*														FY10 Schedule Impact**		Costs Through FY10 (\$000)		FY10 Funds Obligated (\$000)		FY11 Execution Planned (\$000)		FY12 Planning Estimate (\$000)		Estimated Costs (\$000)		
Phase	Completed				Underway				Future				IRP	MMRP	IRP	MMRP	IRP	MMRP	IRP	MMRP	IRP	MMRP	Fiscal Year	IRP	MMRP	
	IRP	MMRP	IRP	MMRP	IRP	MMRP	IRP	MMRP	IRP	MMRP	IRP	MMRP														IRP

Wisconsin

ARMY - BADGER ARMY AMMUNITION PLANT / WI521382005600 / RAB / C-TECH

IRP Sites and MRSs by Classification				Study	35	0	3	0	0	0			\$24,465	\$0	\$11	\$0	\$3,543	\$0	\$0	\$0	FY13	\$3,813	\$0
Response Complete	32	Response Complete	0	IRA	6(7)	0(0)	1(2)	0(0)			FUND		\$46,675	\$0	\$17,240	\$0	\$0	\$0	\$0	\$0	FY14	\$3,833	\$0
High	2	MRSPP-1	0	MRSPP-7	0	0	3	0	0	0	REG		\$10,499	\$0	\$0	\$0	\$1,815	\$0	\$0	\$0	FY15	\$3,897	\$0
Medium	2	MRSPP-2	0	MRSPP-8	0	0	3	0	0	0	REG		\$52,772	\$0	\$0	\$0	\$380	\$0	\$3,904	\$0	FY16	\$3,964	\$0
Low	0	MRSPP-3	0	Evaluation Pending	0	0	2	0	0	0			\$34,350	\$0	\$4,866	\$0	\$1,684	\$0	\$1,711	\$0	FY11-Comp. IRP		\$83,658
Not Evaluated	0	MRSPP-4	0	No Known/Suspected	0	0	2	0	0	0			\$21,652	\$0	\$1,916	\$0	\$1,981	\$0	\$2,013	\$0	FY11-Comp. MMRP		\$0
Not Required	2	MRSPP-5	0	No Longer Required	0																FY11-Complete		\$83,658
Total IRP Sites	38	MRSPP-6	0	Total MRSs	0							Total	\$190,413	\$0	\$24,033	\$0	\$9,403	\$0	\$7,628	\$0			

<p>IRP Progress in FY10: BAAP-001: Prepare all FS with revised soil cleanup standards. BAAP-006: Evaluate GW & biotreatment system. Plan exit strategy. BAAP-12: Continue GW monitoring, install new off-site wells. BAAP-33: Operate pump-and-treat. BAAP-35: Maintain caps and covers. BAAP-40: Await WDNR determination for need for additional work; if needed, find new remedy. BAAP-43: Continue investigations as demolition proceeds.</p> <p>IRP Progress Planned for FY11-FY12: BAAP-001: Produce an RA for closure. BAAP-006: Conduct a biotreatment shutdown. BAAP-12: Continue groundwater monitoring while evaluating progress toward exit strategy. BAAP-33: Continue pump-and-treat operations and prepare an alternate FS for GW exit strategy. BAAP-35: Maintain caps and covers. BAAP-43: Continue remedial investigation (RI) after demolition.</p>	<p>MMRP Progress in FY10: No MMRP sites identified.</p> <p>MMRP Progress Planned for FY11-FY12: No MMRP sites identified.</p>
--	---

AIR FORCE - VOLK FIELD AIR GUARD BASE / WI557282587700 / C-TECH

IRP Sites and MRSs by Classification				Study	17	0	0	13	0	0			\$2,999	\$3,137	\$0	\$0	\$0	\$2,768	\$0	\$1,222	FY13	\$53	\$3,218
Response Complete	16	Response Complete	0	IRA	0(0)	0(0)	0(0)	0(0)					\$0	\$0	\$0	\$0	\$0	\$0	\$0	\$0	FY14	\$42	\$4,170
High	0	MRSPP-1	0	MRSPP-7	0	0	0	0	0	13			\$285	\$0	\$0	\$0	\$0	\$0	\$0	\$0	FY15	\$43	\$0
Medium	0	MRSPP-2	0	MRSPP-8	0	0	0	0	0	3			\$210	\$0	\$0	\$0	\$0	\$0	\$0	\$0	FY16	\$115	\$680
Low	0	MRSPP-3	0	Evaluation Pending	13	0	1	0	0	0			\$594	\$0	\$102	\$0	\$0	\$0	\$0	\$0	FY11-Comp. IRP		\$356
Not Evaluated	0	MRSPP-4	0	No Known/Suspected	0	0	0	0	0	12			\$21	\$0	\$0	\$0	\$57	\$0	\$46	\$0	FY11-Comp. MMRP		\$12,293
Not Required	1	MRSPP-5	0	No Longer Required	0																FY11-Complete		\$12,649
Total IRP Sites	17	MRSPP-6	0	Total MRSs	13							Total	\$4,109	\$3,137	\$102	\$0	\$57	\$2,768	\$46	\$1,222			

<p>IRP Progress in FY10: Continued RAO and LTM</p> <p>IRP Progress Planned for FY11-FY12: Continue RAO and LTM</p>	<p>MMRP Progress in FY10: No progress reported.</p> <p>MMRP Progress Planned for FY11-FY12: No actions planned.</p>
--	---

*CTC Delta Reason: C-TECH-Technical Issues, C-REG-Regulatory Issues, C-EST-Estimating Criteria

**Schedule Impact Reason: TECH-Technical, CONT-Contracting, PERS-Personnel, REG-Regulatory, FUND-Funding

Note: Totals reflect installation project funding allocated to individual sites and do not include program management and other support costs.

Table E-6 Status of Installations with FY11 to Completion Cost Estimate Greater Than \$10,000,000

DoD Component - Installation / FFID / NPL or Proposed NPL / BRAC Year / RAB / CTC Delta from FY09*																			
Phase	Completed		Underway		Future		FY10 Schedule Impact**		Costs Through FY10 (\$000)		FY10 Funds Obligated (\$000)		FY11 Execution Planned (\$000)		FY12 Planning Estimate (\$000)		Estimated Costs (\$000)		
	IRP	MMRP	IRP	MMRP	IRP	MMRP	IRP	MMRP	IRP	MMRP	IRP	MMRP	IRP	MMRP	IRP	MMRP	Fiscal Year	IRP	MMRP
	Sites (Actions)						IRP	MMRP	IRP	MMRP	IRP	MMRP	IRP	MMRP	IRP	MMRP			

Wyoming

ARMY - JFHQ WY ARNG / WY82118560NG00

IRP Sites and MRSs by Classification				Study	0	0	0	40	0	0														
Response Complete	0	Response Complete	0	IRA	0(0)	0(0)	0(0)	0(0)					\$0	\$1,533	\$0	\$1,533	\$0	\$2,053	\$0	\$2,086	FY13	\$0	\$0	
High	0	MRSPP-1	0	MRSPP-7	0	0	0	0	0	20			\$0	\$0	\$0	\$0	\$0	\$0	\$0	\$0	FY14	\$0	\$3,194	
Medium	0	MRSPP-2	0	MRSPP-8	0	0	0	0	0	20			\$0	\$0	\$0	\$0	\$0	\$0	\$0	\$0	FY15	\$0	\$9,135	
Low	0	MRSPP-3	0	Evaluation Pending	40	0	0	0	0	0			\$0	\$0	\$0	\$0	\$0	\$0	\$0	\$0	FY16	\$0	\$2,002	
Not Evaluated	0	MRSPP-4	0	No Known/Suspected	0	0	0	0	0	4			\$0	\$0	\$0	\$0	\$0	\$0	\$0	\$0	FY11-Comp. IRP		\$0	
Not Required	0	MRSPP-5	0	No Longer Required	0	0	0	0	0	0			\$0	\$0	\$0	\$0	\$0	\$0	\$0	\$0	FY11-Comp. MMRP		\$23,425	
Total IRP Sites	0	MRSPP-6	0	Total MRSs	40								Total	\$0	\$1,533	\$0	\$1,533	\$0	\$2,053	\$0	\$2,086	FY11-Complete		\$23,425

IRP Progress in FY10:	No IRP sites identified.	MMRP Progress in FY10:	An SI was awarded and initiated in FY10.
IRP Progress Planned for FY11-FY12:	No IRP sites identified.	MMRP Progress Planned for FY11-FY12:	The SI is expected to be completed in FY12.

AIR FORCE - FRANCIS E WARREN AIR FORCE BASE / WY857212417900 / NPL / RAB / C-TECH / C-EST

IRP Sites and MRSs by Classification				Study	23	0	1	0	11	0														
Response Complete	17	Response Complete	0	IRA	6(15)	0(0)	0(0)	0(0)					\$70,857	\$0	\$0	\$0	\$0	\$0	\$0	\$0	FY13	\$1,155	\$0	
High	0	MRSPP-1	0	MRSPP-7	0	0	0	0	1	0			\$4,028	\$0	\$0	\$0	\$0	\$0	\$0	\$0	FY14	\$1,369	\$0	
Medium	2	MRSPP-2	0	MRSPP-8	0	0	1	0	1	0			\$20,007	\$0	\$1,236	\$0	\$1,364	\$0	\$0	\$0	FY15	\$1,152	\$0	
Low	0	MRSPP-3	0	Evaluation Pending	0	0	5	0	1	0			\$5,221	\$0	\$542	\$0	\$671	\$0	\$1,069	\$0	FY16	\$4,719	\$0	
Not Evaluated	11	MRSPP-4	0	No Known/Suspected	0	0	3	0	7	0			\$1,124	\$0	\$125	\$0	\$167	\$0	\$216	\$0	FY11-Comp. IRP		\$31,283	
Not Required	5	MRSPP-5	0	No Longer Required	0	0	0	0	0	0			\$132,689	\$0	\$1,903	\$0	\$2,202	\$0	\$1,285	\$0	FY11-Comp. MMRP		\$0	
Total IRP Sites	35	MRSPP-6	0	Total MRSs	0								Total	\$132,689	\$0	\$1,903	\$0	\$2,202	\$0	\$1,285	\$0	FY11-Complete		\$31,283

IRP Progress in FY10:	Refer to Page F-56.	MMRP Progress in FY10:	No MMRP sites identified.
IRP Progress Planned for FY11-FY12:	Refer to Page F-56.	MMRP Progress Planned for FY11-FY12:	No MMRP sites identified.

FORMERLY USED DEFENSE SITES - CASPER AFB / WY89799F087000

IRP Sites and MRSs by Classification				Study	1	0	1	1	0	0														
Response Complete	1	Response Complete	0	IRA	0(0)	0(0)	0(0)	0(0)					\$192	\$105	\$0	\$11	\$830	\$460	\$700	\$0	FY13	\$332	\$0	
High	0	MRSPP-1	0	MRSPP-7	0	0	0	0	1	1			\$30	\$0	\$0	\$0	\$0	\$0	\$0	\$0	FY14	\$2,064	\$0	
Medium	1	MRSPP-2	0	MRSPP-8	0	0	0	0	1	1			\$0	\$0	\$0	\$0	\$0	\$0	\$0	\$0	FY15	\$1,417	\$0	
Low	0	MRSPP-3	0	Evaluation Pending	1	0	0	0	1	0			\$0	\$0	\$0	\$0	\$0	\$0	\$0	\$0	FY16	\$4,154	\$2,289	
Not Evaluated	0	MRSPP-4	0	No Known/Suspected	0	0	0	0	1	0			\$0	\$0	\$0	\$0	\$0	\$0	\$0	\$0	FY11-Comp. IRP		\$23,495	
Not Required	0	MRSPP-5	0	No Longer Required	0	0	0	0	1	0			\$0	\$0	\$0	\$0	\$0	\$0	\$0	\$0	FY11-Comp. MMRP		\$2,749	
Total IRP Sites	2	MRSPP-6	0	Total MRSs	1								Total	\$222	\$105	\$0	\$11	\$830	\$460	\$700	\$0	FY11-Complete		\$26,244

IRP Progress in FY10:	No IRP work was performed on this property during FY 2010.	MMRP Progress in FY10:	Site Inspection Fieldwork was completed 30 Sep 10
IRP Progress Planned for FY11-FY12:	During FY11, USACE will sample soil from two firing berms. If the soil is cleared for re-use, the Airport will be given authority to use it. If not it will be disposed of properly.	MMRP Progress Planned for FY11-FY12:	The Final Site Inspection Report is scheduled for completion in March 2011

*CTC Delta Reason: C-TECH-Technical Issues, C-REG-Regulatory Issues, C-EST-Estimating Criteria

**Schedule Impact Reason: TECH-Technical, CONT-Contracting, PERS-Personnel, REG-Regulatory, FUND-Funding

Note: Totals reflect installation project funding allocated to individual sites and do not include program management and other support costs.

Table E-6 Status of Installations with FY11 to Completion Cost Estimate Greater Than \$10,000,000

DoD Component - Installation / FFID / NPL or Proposed NPL / BRAC Year / RAB / CTC Delta from FY09*																			
Phase	Completed		Underway		Future		FY10 Schedule Impact**		Costs Through FY10 (\$000)		FY10 Funds Obligated (\$000)		FY11 Execution Planned (\$000)		FY12 Planning Estimate (\$000)		Estimated Costs (\$000)		
	IRP	MMRP	IRP	MMRP	IRP	MMRP	IRP	MMRP	IRP	MMRP	IRP	MMRP	IRP	MMRP	IRP	MMRP	Fiscal Year	IRP	MMRP
	Sites (Actions)						IRP	MMRP	IRP	MMRP	IRP	MMRP	IRP	MMRP	IRP	MMRP			

Wyoming

FORMERLY USED DEFENSE SITES - FE WARREN AFB FAC SITE 4 / WY89799F090800 / C-EST

IRP Sites and MRSs by Classification				Study	1	0	1	0	0	0														
Response Complete	1	Response Complete	0	IRA	1(1)	0(0)	1(1)	0(0)					\$6,380	\$0	\$2,215	\$0	\$800	\$0	\$0	\$0	FY13	\$290	\$0	
High	1	MRSPP-1	0	MRSPP-7	0	0	0	0	1	0			\$6,588	\$0	\$5,929	\$0	\$40	\$0	\$0	\$0	FY14	\$440	\$0	
Medium	0	MRSPP-2	0	MRSPP-8	0	RA-C	1	0	0	0	1	0	\$19	\$0	\$0	\$0	\$5	\$0	\$77	\$0	FY15	\$452	\$0	
Low	0	MRSPP-3	0	Evaluation Pending	0	RA-O	0	0	0	0	1	0	\$211	\$0	\$0	\$0	\$836	\$0	\$403	\$0	FY16	\$0	\$0	
Not Evaluated	0	MRSPP-4	0	No Known/Suspected	0	LTM	0	0	0	0	1	0	\$0	\$0	\$0	\$0	\$0	\$0	\$99	\$0	FY11-Comp. IRP	\$17,812	\$0	
Not Required	0	MRSPP-5	0	No Longer Required	0								\$1	\$0	\$0	\$0	\$0	\$0	\$0	\$0	FY11-Comp. MMRP	\$0	\$0	
Total IRP Sites	2	MRSPP-6	0	Total MRSs	0	IRP Final RC: FY 2013 MRS Final RC: FY -						Total	\$13,199	\$0	\$8,144	\$0	\$1,681	\$0	\$579	\$0	FY11-Complete	\$17,812	\$0	

IRP Progress in FY10: Currently completing the FS. Remediation of onsite contamination is unlikely due to geological conditions. Installation of a pump and treat containment system is considered to be the best option currently. A TCRA was awarded in FY10 to provide an air stripper treatment facility for Cheyenne to treat the four impacted municipal wells.

IRP Progress Planned for FY11-FY12: FS Report is to be finalized in FY2011 or 2012 with a follow on Proposed Plan, Decision Document, and Public Involvement. Establishment of a RAB has been requested by WDEQ. Work will also be done to assess extent of contamination at the east end of the plume where private and municipal wells have been impacted by contamination from the missile site.

MMRP Progress in FY10: No MMRP sites identified.

MMRP Progress Planned for FY11-FY12: No MMRP sites identified.

FORMERLY USED DEFENSE SITES - FORT FRANCIS E. WARREN TAR & MANEUVER RGE / WY89799F091000 / C-TECH

IRP Sites and MRSs by Classification				Study	0	0	0	1	1	0														
Response Complete	0	Response Complete	0	IRA	0(0)	0(0)	0(0)	0(0)					\$13	\$97	\$0	\$8	\$0	\$10	\$834	\$0	FY13	\$0	\$0	
High	0	MRSPP-1	0	MRSPP-7	0	Design	0	0	0	0	1	1	\$0	\$0	\$0	\$0	\$0	\$0	\$0	\$0	FY14	\$0	\$0	
Medium	0	MRSPP-2	0	MRSPP-8	0	RA-C	0	0	0	0	1	1	\$0	\$0	\$0	\$0	\$0	\$0	\$0	\$0	FY15	\$0	\$0	
Low	0	MRSPP-3	0	Evaluation Pending	1	RA-O	0	0	0	0	0	0	\$0	\$0	\$0	\$0	\$0	\$0	\$0	\$0	FY16	\$0	\$0	
Not Evaluated	1	MRSPP-4	0	No Known/Suspected	0	LTM	0	0	0	0	1	1	\$0	\$0	\$0	\$0	\$0	\$0	\$0	\$0	FY11-Comp. IRP	\$3,185	\$0	
Not Required	0	MRSPP-5	0	No Longer Required	0								\$0	\$0	\$0	\$0	\$0	\$0	\$0	\$0	FY11-Comp. MMRP	\$7,445	\$0	
Total IRP Sites	1	MRSPP-6	0	Total MRSs	1	IRP Final RC: FY 2019 MRS Final RC: FY 2037						Total	\$13	\$97	\$0	\$8	\$0	\$10	\$834	\$0	FY11-Complete	\$10,630	\$0	

IRP Progress in FY10: No progress reported.

IRP Progress Planned for FY11-FY12: No actions planned.

MMRP Progress in FY10: The technical project planning meeting including project stakeholders as well as State and Federal regulators was held 16 Mar 2010 and the Final Technical Project Planning memo was completed 26 Aug 2010.

MMRP Progress Planned for FY11-FY12: The Final Site Inspection Report is scheduled for completion in May 2011.

FORMERLY USED DEFENSE SITES - GUERNSEY CAMP SITE & MAN AREA / WY89799F087900

IRP Sites and MRSs by Classification				Study	0	0	0	1	0	0														
Response Complete	0	Response Complete	0	IRA	0(0)	0(0)	0(0)	0(0)					\$0	\$95	\$0	\$9	\$0	\$10	\$0	\$0	FY13	\$0	\$0	
High	0	MRSPP-1	0	MRSPP-7	0	Design	0	0	0	0	0	1	\$0	\$0	\$0	\$0	\$0	\$0	\$0	\$0	FY14	\$0	\$0	
Medium	0	MRSPP-2	0	MRSPP-8	0	RA-C	0	0	0	0	0	1	\$0	\$0	\$0	\$0	\$0	\$0	\$0	\$0	FY15	\$0	\$0	
Low	0	MRSPP-3	0	Evaluation Pending	1	RA-O	0	0	0	0	0	0	\$0	\$0	\$0	\$0	\$0	\$0	\$0	\$0	FY16	\$0	\$359	
Not Evaluated	0	MRSPP-4	0	No Known/Suspected	0	LTM	0	0	0	0	0	1	\$0	\$0	\$0	\$0	\$0	\$0	\$0	\$0	FY11-Comp. IRP	\$0	\$0	
Not Required	0	MRSPP-5	0	No Longer Required	0								\$0	\$0	\$0	\$0	\$0	\$0	\$0	\$0	FY11-Comp. MMRP	\$13,931	\$0	
Total IRP Sites	0	MRSPP-6	0	Total MRSs	1	IRP Final RC: FY - MRS Final RC: FY 2036						Total	\$0	\$95	\$0	\$9	\$0	\$10	\$0	\$0	FY11-Complete	\$13,931	\$0	

IRP Progress in FY10: No IRP sites identified.

IRP Progress Planned for FY11-FY12: No IRP sites identified.

MMRP Progress in FY10: The technical project planning meeting including project stakeholders as well as State and Federal regulators was held 10 Aug 2010.

MMRP Progress Planned for FY11-FY12: The Final Site Inspection Report is scheduled for completion in Sep 2011.

*CTC Delta Reason: C-TECH-Technical Issues, C-REG-Regulatory Issues, C-EST-Estimating Criteria **Schedule Impact Reason: TECH-Technical, CONT-Contracting, PERS-Personnel, REG-Regulatory, FUND-Funding
 Note: Totals reflect installation project funding allocated to individual sites and do not include program management and other support costs.

Table E-6 Status of Installations with FY11 to Completion Cost Estimate Greater Than \$10,000,000

DoD Component - Installation / FFID / NPL or Proposed NPL / BRAC Year / RAB / CTC Delta from FY09*																			
Phase	Completed		Underway		Future		FY10 Schedule Impact**		Costs Through FY10 (\$000)		FY10 Funds Obligated (\$000)		FY11 Execution Planned (\$000)		FY12 Planning Estimate (\$000)		Estimated Costs (\$000)		
	IRP	MMRP	IRP	MMRP	IRP	MMRP	IRP	MMRP	IRP	MMRP	IRP	MMRP	IRP	MMRP	IRP	MMRP	Fiscal Year	IRP	MMRP
	Sites (Actions)						IRP	MMRP	IRP	MMRP	IRP	MMRP	IRP	MMRP	IRP	MMRP			

Wyoming

FORMERLY USED DEFENSE SITES - POLE MOUNTAIN / WY89799F086400 / C-TECH

IRP Sites and MRSs by Classification					Study	1	0	0	1	0	4			\$424	\$10,894	\$0	\$4,288	\$0	\$0	\$0	\$0	FY13	\$0	\$0	
Response Complete	1	Response Complete	0		IRA	0(0)	1(1)	0(0)	0(0)					\$50	\$0	\$0	\$0	\$0	\$0	\$0	\$0	FY14	\$0	\$0	
High	0	MRSPP-1	0	MRSPP-7	0	Design	0	0	0	1	0	3		\$0	\$26	\$0	\$0	\$0	\$0	\$0	\$0	FY15	\$0	\$0	
Medium	0	MRSPP-2	0	MRSPP-8	0	RA-C	0	0	0	1	0	3		\$0	\$17	\$0	\$0	\$0	\$0	\$0	\$0	FY16	\$0	\$250	
Low	0	MRSPP-3	0	Evaluation Pending	5	RA-O	0	0	0	0	0	0		\$0	\$0	\$0	\$0	\$0	\$0	\$0	\$0	FY11-Comp. IRP		\$0	
Not Evaluated	0	MRSPP-4	0	No Known/Suspected	0	LTM	0	0	0	0	0	4		\$0	\$0	\$0	\$0	\$0	\$0	\$0	\$0	FY11-Comp. MMRP		\$34,746	
Not Required	0	MRSPP-5	0	No Longer Required	0	IRP Final RC: FY 2008 MRS Final RC: FY 2099						Total	\$474	\$10,937	\$0	\$4,288	\$0	\$0	\$0	\$0	\$0	\$0	FY11-Complete		\$34,746
Total IRP Sites	1	MRSPP-6	0	Total MRSs	5																				

IRP Progress in FY10: No progress reported.

IRP Progress Planned for FY11-FY12: No actions planned.

MMRP Progress in FY10: FY10 - This property is divided into six MRSs with one being an "unaffected area". The Draft RI report for the FY09 field work has been submitted. The remaining field work for these three MRSs (ITSI Contract) was completed in FY10. A contract for the remaining two MRSs was awarded to FPM. This RI/FS work may include RAs in the future.

MMRP Progress Planned for FY11-FY12: FY11 - Cultural surveys and field work will be completed at 2 MRSs (FPM). The RI/FS report for the first three MRSs that were investigated by ITSI will be completed. FY12 - Complete the field work and RI/FS Report for the last two MRSs (FPM). This RI/FS work may include RAs in the future.

*CTC Delta Reason: C-TECH-Technical Issues, C-REG-Regulatory Issues, C-EST-Estimating Criteria

**Schedule Impact Reason: TECH-Technical, CONT-Contracting, PERS-Personnel, REG-Regulatory, FUND-Funding

Note: Totals reflect installation project funding allocated to individual sites and do not include program management and other support costs.

Table E-7 IRP/MMRP Status of Installations with FY11 to Completion Cost Estimate Less Than or Equal to \$10,000,000

Installation / FFID	Total Number of Sites		Final RC (FY)		Costs Incurred Through FY10 (\$000)		FY11 to Completion Cost Estimate (\$000)	
	IRP	MMRP	IRP	MMRP	IRP	MMRP	IRP	MMRP
Alabama								
ARMY								
ALABAMA AAP / AL421382000800 / (3)	42	0	2017	-	\$63,121	\$0	\$1,210	\$0
FORT MCCLELLAN ARNG / AL4211801A3500 / (3)	11	2	2039	2011	\$6,626	\$1,428	\$3,676	\$0
FORT RUCKER / AL421372077600 / (1)	108	7	2040	2015	\$18,210	\$1,236	\$3,499	\$1,982
JFHQ AL ARNG / AL42118010NG00	0	4	-	2021	\$0	\$173	\$0	\$998
MOBILE OMS 28 & 29 / AL421180151200	1	0	2014	-	\$0	\$0	\$612	\$0
AIR FORCE								
DOTHAN REGIONAL AIRPORT / AL457282591600	2	0	2015	-	\$0	\$0	\$3,430	\$0
GUNTER AIR FORCE BASE / AL457152418500 / (3)	12	0	2013	-	\$3,637	\$0	\$1,631	\$0
FORMERLY USED DEFENSE SITES								
ANNISTON MILITIA TARGET RANGE / AL49799F782100	0	1	-	2068	\$0	\$150	\$0	\$1,235
BHAM ARMY AF / AL49799F420800	0	1	-	2065	\$0	\$157	\$0	\$1,234
BROOKLEY AFB U SO ALA / AL49799F419700	6	0	2014	-	\$8,222	\$0	\$3,453	\$0
CAMP SHERIDAN / AL49799F786200	0	1	-	2066	\$0	\$150	\$0	\$1,144
CAMP SHERIDAN ARTILLERY RANGE / AL49799FA09700	0	1	-	2061	\$0	\$187	\$0	\$9,332
CAMP SHERIDAN RIFLE RANGE / AL49799FA09600	0	1	-	2064	\$0	\$233	\$0	\$1,357
COURTLAND ARMY AF / AL49799F420900	3	2	2001	2023	\$1,138	\$107	\$0	\$0
CRAIG AFB / AL49799F421000	2	0	2020	-	\$4,285	\$0	\$8,156	\$0
FORT MCCLELLAN / AL49799F427800	1	2	2005	2029	\$1,228	\$132	\$0	\$1,589
GADSDEN ORDNANCE PLANT / AL49799F420600	2	0	2004	-	\$2,202	\$0	\$427	\$0

Installation / FFID	Total Number of Sites		Final RC (FY)		Costs Incurred Through FY10 (\$000)		FY11 to Completion Cost Estimate (\$000)	
	IRP	MMRP	IRP	MMRP	IRP	MMRP	IRP	MMRP
Alabama								
NAPIER FIELD / AL49799F421500	3	1	2009	2069	\$1,322	\$163	\$233	\$2,153

(1) Five-Year Review Completed, (2) Five-Year Review Underway, (3) Five-Year Review Planned for Future

Note: Totals reflect installation project funding allocated to individual sites and do not include program management and other support costs.

Table E-7 IRP/MMRP Status of Installations with FY11 to Completion Cost Estimate Less Than or Equal to \$10,000,000

Installation / FFID	Total Number of Sites		Final RC (FY)		Costs Incurred Through FY10 (\$000)		FY11 to Completion Cost Estimate (\$000)	
	IRP	MMRP	IRP	MMRP	IRP	MMRP	IRP	MMRP
Alaska								
ARMY								
AKIAK FEDERAL SCOUT ARMORY / AK021180245500	1	0	2013	-	\$132	\$0	\$491	\$0
ANGOON FEDERAL SCOUT ARMORY / AK0211802A4700	0	4	-	2013	\$0	\$170	\$0	\$40
CRAIG ARMORY / AK0211802A8100	0	1	-	2013	\$0	\$137	\$0	\$18
FORT GREELY / AK021452215500 / (2)	72	5	2014	2013	\$44,283	\$392	\$5,959	\$629
HAINES PIPELINE / AK021452214600 / (3)	23	0	2016	-	\$17,955	\$0	\$3,357	\$0
HOLY CROSS ARMORY / AK021180251800	0	3	-	2013	\$0	\$161	\$0	\$33
HUSLIA FEDERAL SCOUT ARMORY / AK021180213500	0	1	-	2013	\$0	\$137	\$0	\$13
JFHQ AK ARNG / AK02118020NG00	0	3	-	2020	\$0	\$292	\$0	\$2,278
KALTAG FEDERAL SCOUT ARMORY / AK021180253000	0	1	-	2013	\$0	\$137	\$0	\$13
KIVALINA FEDERAL SCOUT ARMORY / AK021180254500	0	1	-	2013	\$0	\$137	\$0	\$13
KWIGILLINGOK SCOUT ARMORY / AK021180256500	1	0	2012	-	\$662	\$0	\$0	\$0
NEWTOK FEDERAL SCOUT ARMORY / AK021180259600	1	0	2012	-	\$663	\$0	\$0	\$0
NG AKIACHAK ARMORY / AK021180245100	1	5	2012	2009	\$1,272	\$167	\$0	\$0
NG ALAKANUK ARMORY / AK021180245700	1	11	2014	2010	\$133	\$501	\$827	\$0
NG EEK ARMORY / AK021180250200	1	7	2013	2010	\$133	\$323	\$929	\$0
NG EMMONAK ARMORY / AK021180256800	1	8	2014	2010	\$107	\$463	\$539	\$0
NG FORT YUKON ARMORY / AK021180251200	1	1	2014	2008	\$117	\$91	\$767	\$0
NG GAMBELL ARMORY / AK021180251400	1	8	2014	2009	\$288	\$462	\$415	\$0
NG HOOVER BAY ARMORY / AK021180252100	1	9	2013	2009	\$909	\$358	\$0	\$0

Installation / FFID	Total Number of Sites		Final RC (FY)		Costs Incurred Through FY10 (\$000)		FY11 to Completion Cost Estimate (\$000)	
	IRP	MMRP	IRP	MMRP	IRP	MMRP	IRP	MMRP
Alaska								
NG KASIGLUK ARMORY / AK021180253100	1	2	2013	2010	\$128	\$106	\$198	\$0
NG KIPNUK ARMORY / AK021180254100	1	6	2014	2010	\$119	\$300	\$255	\$0
NG KOTLIK ARMORY / AK021180254900	1	6	2014	2009	\$131	\$398	\$159	\$0
NG KWETHLUK ARMORY / AK021180256100	1	7	2013	2009	\$129	\$275	\$156	\$0
NG MOUNTAIN VILLAGE ARMORY / AK021180258500	1	3	2014	2009	\$129	\$222	\$386	\$0
NG NAPAKIAK ARMORY / AK021180259100	1	6	2013	2010	\$125	\$306	\$1,148	\$0
NG NAPASKIAK ARMORY / AK021180259400	1	4	2013	2010	\$123	\$121	\$817	\$0
NG NIGHTMUTE ARMORY / AK021180259700	1	7	2013	2010	\$124	\$285	\$290	\$0
NG NUNAPTCHUK ARMORY / AK021180260800	1	3	2014	2010	\$118	\$133	\$450	\$0
NG SAVOONGA ARMORY / AK021180262500	1	7	2014	2009	\$130	\$390	\$2,770	\$0
NG SCAMMON BAY ARMORY / AK021180263100	1	5	2012	2009	\$976	\$270	\$0	\$0
NG ST MARYS ARMORY / AK021180265300	1	3	2014	2009	\$116	\$221	\$886	\$0
NG STEBBINS ARMORY / AK021180265900	1	2	2014	2009	\$125	\$148	\$1,113	\$0
NG TOKSOOK BAY ARMORY / AK021180267800	1	6	2013	2009	\$125	\$312	\$1,164	\$0
NG TUNTUTULIAK ARMORY / AK021180267500	1	3	2013	2010	\$124	\$131	\$462	\$0
NG TUNUNAK ARMORY / AK021180267700	1	5	2013	2010	\$125	\$280	\$266	\$0
SELAWIK SCOUT ARMORY / AK021180263500	0	1	-	2013	\$0	\$137	\$0	\$13
NAVY								
AMCHITKA FLTSURSPDET1 / AK017002752900	11	0	2016	-	\$8,913	\$0	\$234	\$0

(1) Five-Year Review Completed, (2) Five-Year Review Underway, (3) Five-Year Review Planned for Future

Note: Totals reflect installation project funding allocated to individual sites and do not include program management and other support costs.

Table E-7 IRP/MMRP Status of Installations with FY11 to Completion Cost Estimate Less Than or Equal to \$10,000,000

Installation / FFID	Total Number of Sites		Final RC (FY)		Costs Incurred Through FY10 (\$000)		FY11 to Completion Cost Estimate (\$000)	
	IRP	MMRP	IRP	MMRP	IRP	MMRP	IRP	MMRP

Alaska

POINT BARROW NARL / AK017002724500 / (1) / (3)	14	0	2042	-	\$48,615	\$0	\$9,753	\$0
AIR FORCE								
ANVIL MOUNTAIN RADIO RELAY STATION / AK057302861600	8	0	2011	-	\$6,146	\$0	\$0	\$0
BEAR CREEK RADIO RELAY STATION / AK057302861900 / (1) / (3)	7	0	2012	-	\$3,236	\$0	\$797	\$0
BETHEL RANGE / AK057302862200	13	0	2014	-	\$6,891	\$0	\$649	\$0
CAPE LISBURNE LONG RANGE RADAR SITE / AK057302863100	10	0	2012	-	\$23,111	\$0	\$1,894	\$0
CAPE NEWENHAM LONG RANGE RADAR SITE / AK057302863200 / (1) / (3)	10	0	2012	-	\$4,065	\$0	\$1,112	\$0
CAPE ROMANZOF LONG RANGE RADAR SITE / AK057302863300 / (3)	17	0	2025	-	\$8,670	\$0	\$5,309	\$0
CLEAR AIR FORCE STATION / AK057112863800 / (1) / (3)	25	4	2012	2011	\$10,205	\$1,133	\$1,654	\$0
DRIFTWOOD BAY RADIO RELAY STATION / AK057302864400	1	0	2012	-	\$0	\$0	\$0	\$0
DUNCAN CANAL RADIO RELAY STATION (RRS) / AK057302864500	14	0	2011	-	\$1,850	\$0	\$8,876	\$0
GRANITE MOUNTAIN RADIO RELAY STATION / AK057302865900	20	0	2019	-	\$10,282	\$0	\$71	\$0
INDIAN MOUNTAIN RESEARCH / AK057302866200	14	0	2021	-	\$8,355	\$0	\$5,784	\$0
KALAKAKET CREEK RADIO RELAY STATION / AK057302866400 / (3)	2	0	2011	-	\$9,433	\$0	\$3,734	\$0
LAKE LOUISE / AK057302867500 / (3)	2	0	2012	-	\$2,211	\$0	\$1,213	\$0
MURPHY DOME / AK057302867900 / (3)	8	0	2020	-	\$3,558	\$0	\$858	\$0
NAKNEK RECREATIONAL CAMP I / AK057302868001 / (1)	7	0	2011	-	\$1,964	\$0	\$0	\$0
NAKNEK RECREATIONAL CAMP II / AK057302868002	5	0	2025	-	\$1,751	\$0	\$3,856	\$0
NORTH RIVER RADIO RELAY STATION / AK057302868500	6	0	2012	-	\$5,287	\$0	\$2,297	\$0

Installation / FFID	Total Number of Sites		Final RC (FY)		Costs Incurred Through FY10 (\$000)		FY11 to Completion Cost Estimate (\$000)	
	IRP	MMRP	IRP	MMRP	IRP	MMRP	IRP	MMRP

Alaska

OLIKTOK RADIO RELAY STATION / AK057302869100 / (3)	10	0	2011	-	\$1,785	\$0	\$78	\$0
POINT BARROW NARL / AK057302869500	4	0	2012	-	\$3,667	\$0	\$956	\$0
PORT HIEDEN RADIO RELAY STATION / AK057302869800 / (3)	8	0	2012	-	\$25,148	\$0	\$521	\$0
SPARREVOHN AIR FORCE STATION / AK057302870900	1	0	2012	-	\$0	\$0	\$1,955	\$0
TATALINA AIR FORCE STATION / AK057302871100 / (1) / (3)	17	0	2021	-	\$7,411	\$0	\$4,868	\$0
WEST NOME TANK FARM / AK057302868600	2	0	2011	-	\$3,133	\$0	\$682	\$0
FORMERLY USED DEFENSE SITES								
AMAKNAK / AK09799F299500	8	2	2012	2025	\$41,937	\$118	\$1,304	\$3,986
ANIAK ARPT / AK09799F293100	2	0	2013	-	\$1,951	\$0	\$46	\$0
ANNETTE ISL LAND FLD / AK09799F254100	2	0	2016	-	\$14,639	\$0	\$5,456	\$0
ATKA AF AUX FLD / AK09799F709200	2	1	2020	2009	\$420	\$0	\$6,180	\$0
BARWELL ISLAND / AK09799F254800	1	0	2011	-	\$288	\$0	\$299	\$0
BETHEL BIA HDQRS / AK09799F699900	1	0	2013	-	\$78	\$0	\$1,350	\$0
BROWNLOW POINT DEW / AK09799F249600	2	0	2015	-	\$2,478	\$0	\$3,749	\$0
CAINES HEAD, FT MCGILV / AK09799F252900	2	0	2012	-	\$449	\$0	\$371	\$0
CAPE PROMINENCE AWS / AK09799F707300	1	0	2015	-	\$35	\$0	\$2,073	\$0
CAPE SARICHEF / AK09799F293400	2	0	2015	-	\$3,692	\$0	\$4,931	\$0
CAPE YAKATAGA RRS / AK09799F274400	3	0	2019	-	\$4,130	\$0	\$5,835	\$0
CATON ISLAND / AK09799F251900	2	0	2017	-	\$94	\$0	\$7,558	\$0

(1) Five-Year Review Completed, (2) Five-Year Review Underway, (3) Five-Year Review Planned for Future

Note: Totals reflect installation project funding allocated to individual sites and do not include program management and other support costs.

Table E-7 IRP/MMRP Status of Installations with FY11 to Completion Cost Estimate Less Than or Equal to \$10,000,000

Installation / FFID	Total Number of Sites		Final RC (FY)		Costs Incurred Through FY10 (\$000)		FY11 to Completion Cost Estimate (\$000)	
	IRP	MMRP	IRP	MMRP	IRP	MMRP	IRP	MMRP
Alaska								
CHERNOFSKI HBR SUP&STO / AK09799F250300	3	0	2015	-	\$900	\$0	\$3,418	\$0
COLLINSON POINT DEW / AK09799F249700	2	0	2015	-	\$4,612	\$0	\$1,951	\$0
DAVIDSON-S LANDING / AK09799F257600	2	0	2013	-	\$3,352	\$0	\$461	\$0
EIELSON FARM ROAD AAA SITE / AK09799FA30400	2	0	2013	-	\$842	\$0	\$6,454	\$0
FORT BABCOCK, SITKA / AK09799F697200	2	0	2015	-	\$136	\$0	\$1,648	\$0
FORT PIERCE / AK09799F255600	1	0	2011	-	\$395	\$0	\$428	\$0
FORT ROUSSEAU, SITKA / AK09799F696900	2	0	2015	-	\$93	\$0	\$2,378	\$0
FT. LEARNARD / AK09799F250700	1	2	2008	2024	\$3,491	\$550	\$0	\$1,891
HOONAH RRS / AK09799F261200 / (3)	3	0	2012	-	\$11,811	\$0	\$73	\$0
LAKE LOUISE / AK09799F709000	1	0	2013	-	\$160	\$0	\$468	\$0
LAKE LOUISE AIRFIELD / AK09799F901000	1	0	2013	-	\$282	\$0	\$1,160	\$0
LAKE PETERS / AK09799F274700	2	0	2011	-	\$231	\$0	\$89	\$0
MANNING POINT DEW / AK09799F249800	3	0	2013	-	\$5,785	\$0	\$2,908	\$0
MIDDLETON ISL AFS / AK09799F264800	1	0	2020	-	\$17	\$0	\$5,340	\$0
NIKE SITE BAY / AK09799F842000	3	0	2013	-	\$439	\$0	\$1,552	\$0
NOME AREA DEF REGION / AK09799F254200	9	0	2011	-	\$20,791	\$0	\$493	\$0
NORTHWAY ACS / AK09799F266700	2	0	2012	-	\$3,205	\$0	\$2,210	\$0
NORTHWAY STAGING FLD / AK09799F282000	5	0	2016	-	\$12,930	\$0	\$5,668	\$0
NUVAGAPAK PT DEW(BAR A / AK09799F250000	2	0	2015	-	\$5,085	\$0	\$4,725	\$0

Installation / FFID	Total Number of Sites		Final RC (FY)		Costs Incurred Through FY10 (\$000)		FY11 to Completion Cost Estimate (\$000)	
	IRP	MMRP	IRP	MMRP	IRP	MMRP	IRP	MMRP
Alaska								
OCEAN CAPE RR SITE / AK09799F706600	2	0	2018	-	\$682	\$0	\$2,021	\$0
OGLUGA ISL / AK09799F267000	2	0	2015	-	\$3,093	\$0	\$3,393	\$0
PORCUPINE RIVER DEW STAGING CAMP / AK09799F900600	3	0	2019	-	\$17	\$0	\$3,865	\$0
SUSITNA GUNNERY RNG / AK09799F271500	0	1	-	2011	\$21	\$2,419	\$0	\$217
TIGALDA ISLAND / AK09799F788700	1	0	2016	-	\$71	\$0	\$2,727	\$0
UGADAGA BAY STA / AK09799F272900	1	0	2017	-	\$4	\$0	\$3,653	\$0
UNALAKLEET AFSTA / AK09799F252600	2	0	2012	-	\$15,718	\$0	\$100	\$0
UNALGA ISL NAV RADIO / AK09799F250500	2	0	2017	-	\$47	\$0	\$5,568	\$0
WILDWOOD AFS / AK09799F273900	4	0	2011	-	\$13,899	\$0	\$3,064	\$0
YAKUTAT AFB / AK09799F703900	2	0	2014	-	\$6,667	\$0	\$9,975	\$0

(1) Five-Year Review Completed, (2) Five-Year Review Underway, (3) Five-Year Review Planned for Future

Note: Totals reflect installation project funding allocated to individual sites and do not include program management and other support costs.

Table E-7 IRP/MMRP Status of Installations with FY11 to Completion Cost Estimate Less Than or Equal to \$10,000,000

Defense Environmental Restoration Program

Installation / FFID	Total Number of Sites		Final RC (FY)		Costs Incurred Through FY10 (\$000)		FY11 to Completion Cost Estimate (\$000)	
	IRP	MMRP	IRP	MMRP	IRP	MMRP	IRP	MMRP
American Samoa								
FORMERLY USED DEFENSE SITES								
MATAFAO SCHOOL / AS99799F985400	0	1	-	2067	\$0	\$143	\$0	\$2,992
TAFUNA MILITARY RESERVATION / AS99799F692700	1	0	2020	-	\$0	\$0	\$178	\$0
USNS TUTUILA / AS99799F692100	0	1	-	2088	\$0	\$162	\$0	\$2,330
VAITOGI RADIO STATION / AS99799F739900	1	0	2018	-	\$0	\$0	\$31	\$0

Installation / FFID	Total Number of Sites		Final RC (FY)		Costs Incurred Through FY10 (\$000)		FY11 to Completion Cost Estimate (\$000)	
	IRP	MMRP	IRP	MMRP	IRP	MMRP	IRP	MMRP
Arizona								
ARMY								
FORT HUACHUCA / AZ921372043400 / (1) / (3)	64	16	2013	2016	\$8,813	\$1,774	\$175	\$3,352
JFHQ AZ ARNG / AZ92118040NG00	0	8	-	2019	\$0	\$298	\$0	\$8,535
PAPAGO MILITARY RESERVATION / AZ9211804B4000 / (2)	9	2	2014	2014	\$1,548	\$1,377	\$284	\$0
AIR FORCE								
GOLDWATER RANGE / AZ957152413900	54	5	2009	2014	\$4,275	\$1,811	\$0	\$7,260
LUKE AIR FORCE BASE / AZ957152413300 / (1) / (3)	35	3	2026	2014	\$22,631	\$0	\$3,026	\$4,180
PAPAGO ANG / AZ000000000006	2	0	2012	-	\$0	\$0	\$0	\$0
TUCSON INTERNATIONAL AIRPORT / AZ957282593400	8	0	2017	-	\$18,439	\$0	\$3,176	\$0
FORMERLY USED DEFENSE SITES								
AJO AAF / AZ99799F506600	1	1	1997	2093	\$364	\$255	\$0	\$1,695
COOLIDGE ARMY AIR FIELD / AZ99799F508100	2	1	1996	2094	\$449	\$184	\$0	\$1,445
DATLAND A.F. AUXILIARY FIELD / AZ99799F508500	2	1	2001	2099	\$438	\$189	\$0	\$1,516
DOUGLAS AIR FIELD / AZ99799F510700	1	1	2006	2093	\$389	\$135	\$0	\$2,471
FLAGSTAFF N.G. TARGER RANGE / AZ99799F511000	0	1	-	2103	\$0	\$180	\$0	\$1,468
FORT HUACHUCHA / AZ99799FA38900	0	1	-	2075	\$0	\$196	\$0	\$9,636
HEREFORD ARMY AIRFIELD / AZ99799F512100	0	1	-	2093	\$0	\$171	\$0	\$450
KINGMAN A AF-FORMER / AZ99799F504300	3	1	2012	2093	\$3,514	\$172	\$5,533	\$1,608
KINGMAN AIR TO AIR GUN RG / AZ99799F512500	1	1	2004	2011	\$165	\$178	\$0	\$20
KINGMAN G TO G GUNNERY RANGE / AZ99799F695300	1	1	2004	2105	\$331	\$26	\$0	\$4,420

(1) Five-Year Review Completed, (2) Five-Year Review Underway, (3) Five-Year Review Planned for Future

Note: Totals reflect installation project funding allocated to individual sites and do not include program management and other support costs.

Table E-7 IRP/MMRP Status of Installations with FY11 to Completion Cost Estimate Less Than or Equal to \$10,000,000

Installation / FFID	Total Number of Sites		Final RC (FY)		Costs Incurred Through FY10 (\$000)		FY11 to Completion Cost Estimate (\$000)	
	IRP	MMRP	IRP	MMRP	IRP	MMRP	IRP	MMRP
Arizona								

LUKE AIR FORCE RANGE /D/ / AZ99799F514200	0	1	-	2094	\$0	\$155	\$0	\$1,445
PALO ALTO PBR #3 / AZ99799F515300	0	1	-	2040	\$0	\$156	\$0	\$2,861
PALO ALTO PBR #4 / AZ99799F515400	0	1	-	2081	\$0	\$145	\$0	\$4,100
PALO ALTO PBR #5 / AZ99799F515500	0	1	-	2100	\$0	\$153	\$0	\$3,992
PALO ALTO PBR #6 / AZ99799F515600	0	1	-	2077	\$0	\$148	\$0	\$4,202
SAND TANK RADAR STATION / AZ99799FA45300	1	0	2099	-	\$0	\$0	\$0	\$0
WELLTON GRO GUN RGE #1 / AZ99799F518300	0	1	-	2011	\$0	\$140	\$0	\$20
WHIPPLE BARRACKS RESERVATION / AZ99799F818900	1	0	2016	-	\$282	\$0	\$2,233	\$0
WHIPPLE BARRACKS TARGET RANGE / AZ99799F518400	0	1	-	2045	\$0	\$236	\$0	\$7,696
WILLCOX AIR FORCE RANGE / AZ99799F518600	0	1	-	2049	\$0	\$171	\$0	\$7,632
WILLI FD BOMB TAR RGE #12 / AZ99799F518800	0	1	-	2084	\$0	\$513	\$0	\$3,117
WILLI FD BOMB TAR RGE #13 / AZ99799F518900	0	1	-	2087	\$0	\$148	\$0	\$4,852
WILLI FD BOMB TAR RGE #14 / AZ99799F519000	0	1	-	2085	\$0	\$133	\$0	\$2,736
WILLI FD BOMB TAR RGE #22 / AZ99799F519700	0	1	-	2087	\$0	\$148	\$0	\$2,692
WILLI FD BOMB TAR RGE #4 / AZ99799F520000	0	1	-	2083	\$0	\$516	\$0	\$2,810
WILLI FD BOMB TAR RGE #5 / AZ99799F520100	0	1	-	2085	\$0	\$152	\$0	\$2,736
WILLI FD BOMB TAR RGE #7 / AZ99799F520300	0	1	-	2050	\$0	\$163	\$0	\$2,736
WILLIAMS FIED BOMB TAR RGE #10 / AZ99799F518700	0	1	-	2039	\$0	\$525	\$0	\$2,815
WILLIAMS FIED BOMB TAR RGE #9 / AZ99799F520400	0	1	-	2042	\$0	\$519	\$0	\$2,765

Installation / FFID	Total Number of Sites		Final RC (FY)		Costs Incurred Through FY10 (\$000)		FY11 to Completion Cost Estimate (\$000)	
	IRP	MMRP	IRP	MMRP	IRP	MMRP	IRP	MMRP
Arizona								

WILLIAMS FIELD BOMB TAR RGE #2 / AZ99799F519500	0	1	-	2077	\$0	\$165	\$0	\$7,674
WILMOT N.G. TARGET RANGE / AZ99799F520500	0	1	-	2093	\$0	\$158	\$0	\$1,410
YUCCA A TO A GR RGE / AZ99799F520800	0	1	-	2011	\$0	\$170	\$0	\$20
YUCCA AUXILIARY OPERATING BASE / AZ99799F805700	0	1	-	2093	\$0	\$168	\$0	\$1,434

(1) Five-Year Review Completed, (2) Five-Year Review Underway, (3) Five-Year Review Planned for Future

Note: Totals reflect installation project funding allocated to individual sites and do not include program management and other support costs.

Table E-7 IRP/MMRP Status of Installations with FY11 to Completion Cost Estimate Less Than or Equal to \$10,000,000

Installation / FFID	Total Number of Sites		Final RC (FY)		Costs Incurred Through FY10 (\$000)		FY11 to Completion Cost Estimate (\$000)	
	IRP	MMRP	IRP	MMRP	IRP	MMRP	IRP	MMRP
Arkansas								
ARMY								
JFHQ AR ARNG / AR62118050NG00	0	1	-	2021	\$0	\$88	\$0	\$768
PINE BLUFF ARSENAL / AR621382070700 / (1) / (3)	74	4	2010	2014	\$15,240	\$434	\$4,515	\$5,221
AIR FORCE								
EAKER AFB / AR657002447300 / (1) / (3)	16	9	2061	2002	\$31,027	\$0	\$3,745	\$0
FT SMITH MAP / AR6210450A2000	6	0	2021	-	\$0	\$0	\$1,515	\$0
LITTLE ROCK AIR FORCE BASE / AR657182480800 / (3)	53	1	2028	2011	\$39,729	\$977	\$7,805	\$0
FORMERLY USED DEFENSE SITES								
ARKANSAS ORD PLANT / AR69799F604500	2	1	2005	2047	\$450	\$246	\$0	\$1,242
CAMP CHAFFEE / AR69799F976700	0	1	-	2034	\$0	\$2,705	\$0	\$4,754
SHUMAKER NAVAL AMMO DEPOT / AR69799F604700	4	1	2003	2004	\$1,573	\$3,330	\$139	\$0

Installation / FFID	Total Number of Sites		Final RC (FY)		Costs Incurred Through FY10 (\$000)		FY11 to Completion Cost Estimate (\$000)	
	IRP	MMRP	IRP	MMRP	IRP	MMRP	IRP	MMRP
California								
ARMY								
MOFFETT FIELD USARC / CA92104CA12000	1	0	2011	-	\$417	\$0	\$0	\$0
MTC-H CAMP ROBERTS / CA921180637500 / (2)	48	1	2011	2008	\$5,142	\$142	\$2,529	\$0
OAKLAND ARMY BASE / CA921352066100 / (2)	15	0	2017	-	\$40,989	\$0	\$8,903	\$0
PARKS RESERVE FORCES TRAINING AREA / CA921042213000 / (3)	10	7	2012	2013	\$6,679	\$1,448	\$1,467	\$153
RIVERBANK ARMY AMMUNITION PLANT / CA921382075900 / (1) / (2)	12	1	2014	2008	\$58,793	\$37	\$1,405	\$0
SACRAMENTO ARMY DEPOT / CA921382078000 / (1) / (3)	16	0	2017	-	\$69,241	\$0	\$3,388	\$0
TS AFRC LOS ALAMITOS / CA921180636800 / (2) / (3)	9	1	2014	2008	\$28,196	\$149	\$9,263	\$0
NAVY								
ALAMEDA NMCRC / CA917002423000	2	0	2012	-	\$1,135	\$0	\$493	\$0
AZUSA NCCOSC MORRIS DAM FACILITY / CA917002755100	2	0	2012	-	\$13,323	\$0	\$2,260	\$0
CROWS LANDING NALF / CA917002757500	9	0	2021	-	\$30,263	\$0	\$6,971	\$0
DIXON NRTF / CA917002327800	5	1	2027	2014	\$2,330	\$347	\$6,355	\$583
IMPERIAL BEACH OLF / CA917002378900	5	0	2019	-	\$9,493	\$0	\$9,844	\$0
LONG BEACH NS / CA917002727200 / (1) / (3)	8	0	2021	-	\$45,602	\$0	\$572	\$0
LONG BEACH NS SAN PEDRO / CA917002755400	8	0	2017	-	\$6,657	\$0	\$7,230	\$0
LONG BEACH NSY / CA917002319000 / (1) / (3)	10	0	2015	-	\$15,122	\$0	\$841	\$0
MONTEREY NPGS / CA917002229800	4	0	2013	-	\$1,390	\$0	\$1,533	\$0
NOVATO DOD HOUSING FACILITY / CA917002727500 / (3)	1	0	2021	-	\$11,834	\$0	\$712	\$0
OAKLAND FISC ALAMEDA ANNEX / CA917002755600 / (1) / (3)	8	0	2017	-	\$13,694	\$0	\$370	\$0

(1) Five-Year Review Completed, (2) Five-Year Review Underway, (3) Five-Year Review Planned for Future

Note: Totals reflect installation project funding allocated to individual sites and do not include program management and other support costs.

Table E-7 IRP/MMRP Status of Installations with FY11 to Completion Cost Estimate Less Than or Equal to \$10,000,000

Installation / FFID	Total Number of Sites		Final RC (FY)		Costs Incurred Through FY10 (\$000)		FY11 to Completion Cost Estimate (\$000)	
	IRP	MMRP	IRP	MMRP	IRP	MMRP	IRP	MMRP

California

POINT MOLATE NAVY FUEL DEPOT / CA917002756300 / (2)	4	0	2043	-	\$60,911	\$0	\$0	\$0
SAN DIEGO FCTC PAC / CA917002437800	1	0	2012	-	\$8,020	\$0	\$205	\$0
SAN DIEGO FISC / CA917002428800	5	0	2016	-	\$10,732	\$0	\$3,237	\$0
SAN DIEGO MCRD / CA917302257300	8	0	2014	-	\$1,687	\$0	\$115	\$0
SAN DIEGO NCCOSC / CA917002475000	12	1	2018	2014	\$25,228	\$315	\$5,295	\$0
SAN DIEGO NCTS / CA917002480400	3	0	2012	-	\$3,938	\$0	\$0	\$0
SAN DIEGO NISE WEST / CA917002478600	10	0	2019	-	\$9,435	\$0	\$3,907	\$0
SAN DIEGO NSB / CA917002455500	9	0	2018	-	\$1,106	\$0	\$3,021	\$0
SAN DIEGO NTC / CA917002320200	10	0	2015	-	\$37,222	\$0	\$7,181	\$0

AIR FORCE

AIR FORCE PLANT 42 / CA957172462700	31	1	2019	2011	\$18,617	\$0	\$7,351	\$0
CASTLE AFB / CA957002455100 / (1) / (3)	261	1	2044	2008	\$174,937	\$0	\$8,233	\$0
CHANNEL ISLANDS AIR NATIONAL GUARD BASE / CA000000000001	1	0	2021	-	\$0	\$0	\$261	\$0
CUDEBACK RANGE / NV957212411002	1	6	2009	2012	\$735	\$6,541	\$0	\$0
FRESNO AIR GUARD BASE / CA957282590900	5	0	2022	-	\$5,967	\$0	\$1,768	\$0
HAYWARD MUNICIPAL AIRPORT / CA957282590800	8	0	2014	-	\$2,461	\$0	\$3,871	\$0
LOS ANGELES AIR FORCE BASE / CA957172629600	42	0	1998	-	\$10,335	\$0	\$1,160	\$0
MOFFETT FLD NAS / CA000000000004	1	0	2021	-	\$0	\$0	\$280	\$0
NORTH HIGHLANDS ANG / CA957282587800	3	0	2021	-	\$251	\$0	\$192	\$0

Installation / FFID	Total Number of Sites		Final RC (FY)		Costs Incurred Through FY10 (\$000)		FY11 to Completion Cost Estimate (\$000)	
	IRP	MMRP	IRP	MMRP	IRP	MMRP	IRP	MMRP

California

NORTON AFB / CA957002434500 / (1) / (3)	33	5	2024	2010	\$124,348	\$0	\$2,430	\$0
SAN DIEGO AIR NATIONAL GUARD STATION / CA000000000005	4	0	2021	-	\$0	\$0	\$1,557	\$0
SAN DIEGO SPACE SURVEILLANCE FIELD STATN / CA917006607900	0	7	-	2012	\$0	\$3,018	\$0	\$3,082
SEPULVEDA AIR GUARD STATION / CA957282886800	4	0	2014	-	\$493	\$0	\$236	\$0

FORMERLY USED DEFENSE SITES

ADVANCED BASE DEPOT-RIFLE RANGE / CA99799F78400	0	1	-	2064	\$0	\$102	\$0	\$8,670
ALMADEN AIR FORCE STATION / CA99799F590000	2	0	2011	-	\$4,434	\$0	\$565	\$0
ANGELES NATIONAL FOREST / CA99799F525000	3	0	2020	-	\$82	\$0	\$3,331	\$0
ARBuckle PRISONER OF WAR CAMP / CA99799F569500	1	0	2018	-	\$18	\$0	\$102	\$0
BAKERSFIELD MUNICIPAL AIRPORT / CA99799F535800	0	1	-	2105	\$0	\$137	\$0	\$4,872
BANNING RIFLE RANGE / CA99799F536200	0	1	-	2098	\$0	\$171	\$0	\$1,689
BASIC TRAINING CENTER NO. 8 / CA99799FA26100	2	1	2020	2009	\$1,743	\$1	\$2,185	\$0
BEALE AFB ILS OUTER MARKER ANNEX / CA99799F528100	2	0	2017	-	\$12	\$0	\$517	\$0
BEALE AFB TITAN 1-A / CA99799F599600	3	0	2007	-	\$9,258	\$0	\$274	\$0
BEALE AFB TITAN 1-C / CA99799F599700	2	0	2019	-	\$766	\$0	\$1,585	\$0
BEALE AFB TVOR ANNEX / CA99799F570800	1	0	2012	-	\$13	\$0	\$159	\$0
BENICIA ARSENAL / CA99799F569900	2	1	2017	2003	\$10,029	\$3,804	\$584	\$912
BIG LAGOON BOMBING TARGET / CA99799F527200	0	1	-	2104	\$0	\$3	\$0	\$8,568
BLACK POINT COMMUNICATIONS FACILITY ANNEX / CA99799F528200	2	0	2013	-	\$382	\$0	\$445	\$0

(1) Five-Year Review Completed, (2) Five-Year Review Underway, (3) Five-Year Review Planned for Future

Note: Totals reflect installation project funding allocated to individual sites and do not include program management and other support costs.

Table E-7 IRP/MMRP Status of Installations with FY11 to Completion Cost Estimate Less Than or Equal to \$10,000,000

Installation / FFID	Total Number of Sites		Final RC (FY)		Costs Incurred Through FY10 (\$000)		FY11 to Completion Cost Estimate (\$000)	
	IRP	MMRP	IRP	MMRP	IRP	MMRP	IRP	MMRP

California

BLYTHE ARMY AIRFIELD / CA99799F537100	1	1	2011	2105	\$484	\$169	\$0	\$3,902
BODEGA HEAD GUNNERY RANGE / CA99799FA30000	2	1	2011	2152	\$164	\$147	\$0	\$8,248
BOLINAS MILITARY RESERVATION / CA99799F570100	1	0	2016	-	\$13	\$0	\$807	\$0
BOLSA CHICA MIL RES / CA99799F537300	0	1	-	2012	\$0	\$162	\$0	\$15
BOMB TARGET (#78) / CA99799F755900	0	1	-	2075	\$0	\$160	\$0	\$3,720
BOMB TARGET (#79) / CA99799F756000	0	1	-	2076	\$0	\$160	\$0	\$8,158
BOMB TARGET NO. 5 HOLLISTER / CA99799F727600	0	1	-	2022	\$13	\$182	\$0	\$3,728
BOMBING TARGET YUMA RECLAMATION PROJECT / CA99799F753800	0	1	-	2076	\$0	\$152	\$0	\$3,995
BOMBING TARGET (SAN FELIPE)(#67) / CA99799F753600	0	1	-	2075	\$0	\$151	\$0	\$8,158
BRAZIL STREET DEPOT / CA99799F600200	1	0	-	-	\$262	\$0	\$132	\$0
BROWN FIELD BOMBING RANGE / CA99799F600000	0	1	-	2082	\$0	\$170	\$0	\$9,162
CADIZ LAKE SONIC TAR #2 / CA99799F538100	0	1	-	2080	\$0	\$148	\$0	\$7,598
CADIZ LAKE SONIC TAR #3 / CA99799F538200	0	1	-	2080	\$0	\$148	\$0	\$8,952
CADIZ LAKE SONIC TAR #5 / CA99799F538400	0	1	-	2080	\$0	\$144	\$0	\$7,598
CADIZ LAKE SONIC TARGET #4 / CA99799F538300	0	1	-	2087	\$0	\$156	\$0	\$7,378
CADIZ LAKE SONIC TARGET #6 / CA99799F538500	0	1	-	2081	\$0	\$144	\$0	\$7,598
CADIZ LAKE SONIC TARGET #7 / CA99799F538600	0	1	-	2079	\$0	\$146	\$0	\$9,120
CADIZ LAKE SONIC TARGET #8 / CA99799F538700	0	1	-	2054	\$0	\$160	\$0	\$8,122
CADIZ LAKE SONIC TARGET #9 / CA99799F538800	0	1	-	2094	\$0	\$145	\$0	\$8,985

Installation / FFID	Total Number of Sites		Final RC (FY)		Costs Incurred Through FY10 (\$000)		FY11 to Completion Cost Estimate (\$000)	
	IRP	MMRP	IRP	MMRP	IRP	MMRP	IRP	MMRP

California

CAMARILLO AIRPRT / CA99799F532900	3	1	2015	2045	\$4,514	\$186	\$855	\$8,710
CAMP ANZA / CA99799F539200	2	0	2012	-	\$1,241	\$0	\$345	\$0
CAMP BEALE / CA99799F736400	1	1	2009	2076	\$14	\$19,923	\$0	\$8,895
CAMP COOKE / CA99799F539500	0	1	-	2067	\$0	\$169	\$0	\$8,967
CAMP FLINT / CA99799F570900	1	0	2012	-	\$112	\$0	\$29	\$0
CAMP KOHLER / CA99799F906600	1	0	2012	-	\$0	\$0	\$50	\$0
CAMP LA MESA / CA99799F540300	0	1	-	2092	\$0	\$127	\$0	\$1,696
CAMP MCQUAIDE / CA99799F571000	2	1	2018	2010	\$1,007	\$9	\$5,122	\$5
CAMP PILOT KNOB / CA99799F540400	0	1	-	2104	\$0	\$151	\$0	\$1,710
CAMP SEELEY COMBAT FIRING RG / CA99799F540700	0	1	-	2103	\$0	\$123	\$0	\$1,695
CARROLL CANYON DEMOLITION AREA / CA99799F541400	0	1	-	2104	\$0	\$127	\$0	\$4,419
CASTROVILLE AMPHIBIOUS TRAINING AREA / CA99799F572200	2	1	2015	2136	\$27	\$202	\$880	\$3,715
CENTRAL SIERRA SNOW LABORATORY / CA99799F572300	1	0	2016	-	\$12	\$0	\$857	\$0
CHICO ARMY AIRFIELD / CA99799F572400	3	0	2014	-	\$887	\$0	\$1,046	\$0
CIVILIAN WAR HOUSING PROJECT / CA99799F572600	1	0	2014	-	\$140	\$0	\$695	\$0
CLARK'S PASS / CA99799FA33500	0	1	-	2076	\$0	\$180	\$0	\$3,720
CONDOR FIELD #3 / CA99799FA32600	0	1	-	2076	\$0	\$166	\$0	\$9,879
CONDOR FIELD #4 / CA99799FA32700	0	1	-	2084	\$0	\$163	\$0	\$6,387
DAGGETT ARMY AIRFIELD / CA99799F542400	2	1	2011	2099	\$1,975	\$149	\$0	\$2,942

(1) Five-Year Review Completed, (2) Five-Year Review Underway, (3) Five-Year Review Planned for Future

Note: Totals reflect installation project funding allocated to individual sites and do not include program management and other support costs.

Table E-7 IRP/MMRP Status of Installations with FY11 to Completion Cost Estimate Less Than or Equal to \$10,000,000

Installation / FFID	Total Number of Sites		Final RC (FY)		Costs Incurred Through FY10 (\$000)		FY11 to Completion Cost Estimate (\$000)	
	IRP	MMRP	IRP	MMRP	IRP	MMRP	IRP	MMRP

California

DEL MAR ARMY BASE / CA99799F711800	2	0	2020	-	\$0	\$0	\$1,141	\$0
D-Q UNIVERSITY / CA99799F600300	3	0	2014	-	\$3,898	\$0	\$3,310	\$0
EL CENTRO BOMBING TARGET SITE (GILBY)(#69) / CA99799F754300	0	1	-	2074	\$0	\$152	\$0	\$4,264
EL CENTRO ROCKET TARGET NO.1 (#92) / CA99799F753900	0	1	-	2084	\$0	\$156	\$0	\$6,016
EMERYVILLE ORDNANCE DEPOT / CA99799F863800	1	0	2015	-	\$0	\$0	\$926	\$0
FORT BAKER / CA99799F868600	1	1	2020	2010	\$2,160	\$164	\$1,284	\$5
FORT CRONKHITE / CA99799F689700	2	0	2016	-	\$484	\$0	\$2,200	\$0
FORT FUNSTON / CA99799F986100	1	1	2011	2001	\$1,085	\$1	\$312	\$0
FORT MASON / CA99799F868500	1	0	2013	-	\$635	\$0	\$2,508	\$0
FORT MASON PORT OF EMBARKATION / CA99799F582200	1	0	2020	-	\$192	\$0	\$4,802	\$0
FORT MOJAVE RESERVATION / CA99799FA35800	0	1	-	2012	\$0	\$276	\$0	\$20
FRANKLIN AUXILIARY FIELD NO. 6 / CA99799F54700	2	0	2018	-	\$14	\$0	\$884	\$0
FRENCHMAN CREEK CAMP / CA99799F824400	1	0	2012	-	\$0	\$0	\$289	\$0
GARDNER FIELD / CA99799F544900	0	2	-	2016	\$0	\$388	\$0	\$2,339
GAVILAN PLATEAU MANEUVER AREA / CA99799F545000	0	1	-	2087	\$0	\$176	\$0	\$5,368
GOFFS CAMPSITE / CA99799F545100	0	1	-	2077	\$0	\$173	\$0	\$3,334
GOLDEN GATE NATIONAL RECREATION AREA / CA99799F522200	2	0	2018	-	\$3,825	\$0	\$2,293	\$0
GRAND CENTRAL AIR TERMINAL / CA99799F545200	2	0	1996	-	\$695	\$0	\$113	\$0
GRIZZLY CREEK CAMP / CA99799F587200	1	0	2013	-	\$0	\$0	\$170	\$0

Installation / FFID	Total Number of Sites		Final RC (FY)		Costs Incurred Through FY10 (\$000)		FY11 to Completion Cost Estimate (\$000)	
	IRP	MMRP	IRP	MMRP	IRP	MMRP	IRP	MMRP

California

GUSTINE BOMBING RANGE / CA99799FA29700	0	1	-	2035	\$0	\$180	\$0	\$4,891
HANFORD CHEMICAL WARFARE SERVICE WAREHOUSE / CA99799F863600	1	0	2014	-	\$11	\$0	\$925	\$0
HAYFORK GAP FILLER ANNEX / CA99799F576100	2	0	2014	-	\$527	\$0	\$1,622	\$0
HAYWARD ARMY AIRFIELD / CA99799F576200	2	0	2019	-	\$30	\$0	\$9,213	\$0
HOLTVILLE ROCKET TARGET 1R (#94) / CA99799F755700	0	1	-	2045	\$0	\$158	\$0	\$9,018
HOLTVILLE ROCKET TARGET RANGE / CA99799FA50500	0	1	-	2031	\$0	\$162	\$0	\$8,293
HOLTVILLE TARGET (BT) NO.3 / CA99799F755600	0	1	-	2042	\$0	\$158	\$0	\$3,964
HUNTERS POINT SHIPYARD ANNEX / CA99799F592900	3	0	2016	-	\$505	\$0	\$2,908	\$0
HUR SUPPORT RES SITE / CA99799F728000	2	0	2016	-	\$0	\$0	\$56	\$0
INYOKERN AIRFIELD / CA99799F546600	1	1	1998	2102	\$688	\$140	\$0	\$3,732
IRVINE PARK- ARMY CAMP / CA99799F995200	0	1	-	2105	\$0	\$164	\$0	\$8,821
JANESVILLE GAP FILLER ANNEX / CA99799F576900	1	0	2013	-	\$139	\$0	\$784	\$0
JENNER BOMBING TARGET / CA99799F593500	1	1	2011	2116	\$160	\$170	\$0	\$4,592
JENNER RADAR SITE B-76 / CA99799F583100	1	1	2014	1996	\$12	\$7	\$57	\$0
JET PROPULSION LAB / CA99799F546700	1	0	2018	-	\$561	\$0	\$113	\$0
KANE SPRINGS SBT (#62) / CA99799F755800	0	1	-	2046	\$0	\$181	\$0	\$9,168
LAKE CHABOT MACHINE GUN RANGE / CA99799F591400	2	1	2012	2009	\$525	\$2	\$143	\$0
LAYTONVILLE GAP FILLER ANNEX / CA99799F577600	1	0	2015	-	\$0	\$0	\$774	\$0
LINCOLN AUXILIARY FIELD A-2 / CA99799F578200	1	0	2015	-	\$17	\$0	\$1,831	\$0

(1) Five-Year Review Completed, (2) Five-Year Review Underway, (3) Five-Year Review Planned for Future

Note: Totals reflect installation project funding allocated to individual sites and do not include program management and other support costs.

Table E-7 IRP/MMRP Status of Installations with FY11 to Completion Cost Estimate Less Than or Equal to \$10,000,000

Installation / FFID	Total Number of Sites		Final RC (FY)		Costs Incurred Through FY10 (\$000)		FY11 to Completion Cost Estimate (\$000)	
	IRP	MMRP	IRP	MMRP	IRP	MMRP	IRP	MMRP

California

LINCOLN RADIO BEACON ANNEX / CA99799F578400	1	0	2011	-	\$15	\$0	\$0	\$0
LINDA VISTA VALLEY AUX. LANDING FIELD- NAVY / CA99799FA05900	0	1	-	2040	\$0	\$186	\$0	\$3,579
LITTLE DEVIL'S SLIDE MILITARY RESERVATION / CA99799F578500	1	0	2018	-	\$49	\$0	\$563	\$0
LIVERMORE GUNNERY RANGE / CA99799FA30600	2	1	2014	2010	\$453	\$8	\$170	\$0
LIVERMORE NAVY AUXILIARY FIELD / CA99799FA30500	1	0	2013	-	\$0	\$0	\$252	\$0
LONG BEA MUNICIPAL AIRPORT / CA99799F550500	0	1	-	2098	\$0	\$174	\$0	\$2,780
LOS ANGELES MUNICIPAL AIRPORT / CA99799F549000	0	1	-	2104	\$0	\$169	\$0	\$641
MARCH AFB - POORMAN GUNNERY RANGE / CA99799FA42700	0	1	-	2104	\$0	\$148	\$0	\$1,702
MARCH FIELD / CA99799F999100	0	1	-	2066	\$0	\$265	\$0	\$1,950
MARINE CORPS AIRSTATION MOJAVE / CA99799F599400	2	1	2012	2093	\$3,345	\$175	\$1,335	\$4,157
MARINE CORPS LOGISTICS BASE, BARSTOW / CA99799F695100	0	1	-	2105	\$0	\$147	\$0	\$5,720
MARINE PARACHUTE SCHOOL LA MESA / CA99799FA06700	0	1	-	2081	\$0	\$159	\$0	\$1,958
MARYSVILLE ARMY AIRFIELD / CA99799F579000	2	0	2019	-	\$912	\$0	\$1,804	\$0
MARYSVILLE JAPANESE RECEPTION CENTER / CA99799F579100	1	0	2017	-	\$0	\$0	\$301	\$0
MIDWAY VILLAGE / CA99799F591100	1	0	-	-	\$30	\$0	\$146	\$0
MINTER FIELD AIRPORT / CA99799F551900	2	0	2011	-	\$645	\$0	\$223	\$0
MOUNT CAMPBELL RIFLE RANGE / CA99799F580200	2	1	2015	2009	\$395	\$5	\$579	\$0
MOUNT OWEN RIFLE RANGE / CA99799F580300	2	1	2012	2009	\$646	\$2	\$1,183	\$0
MOUNT PIERCE RADIO RELAY ANNEX / CA99799F580400	1	0	2014	-	\$0	\$0	\$107	\$0

Installation / FFID	Total Number of Sites		Final RC (FY)		Costs Incurred Through FY10 (\$000)		FY11 to Completion Cost Estimate (\$000)	
	IRP	MMRP	IRP	MMRP	IRP	MMRP	IRP	MMRP

California

NAVAL AIR STATION MOFFETT FIELD / CA99799F594300	1	0	2011	-	\$12	\$0	\$0	\$0
NAVAL AIR STATION OAKLAND / CA99799F594600	2	0	2014	-	\$2,851	\$0	\$1,365	\$0
NAVAL AUXILIARY AIR STATION / CA99799FA07800	1	1	2012	2095	\$1,908	\$135	\$1,844	\$651
NAVAL AUXILIARY AIR STATION ARCATA / CA99799F573900	2	1	2011	1999	\$2,574	\$0	\$0	\$0
NAVAL AUXILIARY AIR STATION HOLLISTER / CA99799F593100	1	0	2012	-	\$408	\$0	\$321	\$0
NAVAL AUXILIARY AIR STATION SANTA ROSA / CA99799F600100	2	0	2016	-	\$7,721	\$0	\$1,545	\$0
NAVAL AUXILIARY AIR STATION VERNALIS / CA99799FA30300	3	1	2011	2009	\$928	\$3	\$0	\$0
NAVAL AUXILIARY AIR STATION WATSONVILLE / CA99799F962800	2	0	2012	-	\$505	\$0	\$890	\$0
NAVAL AUXILIARY LANDING FIELD CROWS LANDING / CA99799F833100	1	1	2017	2009	\$271	\$57	\$1,125	\$0
NAVAL INDUSTRIAL REPAIR FACILITY OAKLAND / CA99799F598000	1	0	2014	-	\$0	\$0	\$2,354	\$0
NIRF (UNDERSEA CENTER) / CA99799F594700	3	2	2013	2005	\$1,119	\$77	\$105	\$0
OAKLAND AREA HOSPITAL SITE / CA99799F581100	1	0	2014	-	\$15	\$0	\$994	\$0
OAKLAND MUNICIPAL AIRPORT / CA99799F581200	2	1	2017	2009	\$13	\$1	\$3,178	\$0
OAKLAND MUNICIPAL AIRPORT DETACHMENT HOUSING SITE / CA99799F581000	1	0	2013	-	\$15	\$0	\$1,053	\$0
ONTARIO ARMY AIRFIELD / CA99799F686800	1	1	-	2040	\$274	\$110	\$313	\$1,822
OROVILLE ARMY AIRFIELD / CA99799F581400	3	0	2014	-	\$742	\$0	\$704	\$0
OROVILLE PRECISION BOMBING RANGE / CA99799F581600	2	0	2011	-	\$4	\$0	\$0	\$0
PARKS AFB / CA99799FA50600	2	0	2020	-	\$308	\$0	\$6,708	\$0
PARR RICHMOND TERMINAL NO. 1 / CA99799F582000	1	0	2015	-	\$162	\$0	\$6,757	\$0

(1) Five-Year Review Completed, (2) Five-Year Review Underway, (3) Five-Year Review Planned for Future

Note: Totals reflect installation project funding allocated to individual sites and do not include program management and other support costs.

Table E-7 IRP/MMRP Status of Installations with FY11 to Completion Cost Estimate Less Than or Equal to \$10,000,000

Installation / FFID	Total Number of Sites		Final RC (FY)		Costs Incurred Through FY10 (\$000)		FY11 to Completion Cost Estimate (\$000)	
	IRP	MMRP	IRP	MMRP	IRP	MMRP	IRP	MMRP

California

PETALUMA BOMBING TARGET / CA99799FA30800	2	0	2011	-	\$82	\$0	\$0	\$0
PILLAR POINT MILITARY RESERVATION / CA99799F582100	1	0	2016	-	\$13	\$0	\$706	\$0
POINT CABRILLO RADAR SIMULATOR ANNEX / CA99799F582600	2	0	2016	-	\$161	\$0	\$609	\$0
POINT LOBOS SEARCHLIGHT POSITION / CA99799F582700	1	0	2012	-	\$13	\$0	\$214	\$0
POINT REYES DATUM POINT & ACCESS ROAD / CA99799F582800	1	0	2016	-	\$12	\$0	\$652	\$0
PORT HUENEME S.COAST DEF SITE / CA99799F556100	0	1	-	2012	\$0	\$102	\$0	\$15
PORTERVILLE ARMY AIRFIELD / CA99799F582300	1	0	2014	-	\$0	\$0	\$231	\$0
PRESUMED BOMBING SITE SAFETY AREA / CA99799F758000	0	1	-	2076	\$0	\$69	\$0	\$3,432
RAMONA BOMBING TARGET/EMERGENY / CA99799F596400	0	1	-	2046	\$0	\$178	\$0	\$3,564
RED BLUFF AIR FORCE STATION / CA99799F583400	2	0	2011	-	\$295	\$0	\$0	\$0
REDDING ARMY AIRFIELD / CA99799F583600	2	1	2019	2009	\$1,098	\$0	\$2,867	\$0
REQUA AIR FORCE STATION / CA99799F522400	2	0	2017	-	\$1,834	\$0	\$2,545	\$0
RIALTO AMMUNITION STORAGE POIT / CA99799F557900	2	1	2000	1995	\$208	\$0	\$164	\$0
ROSEDALE FIELD AND BOMBING TARGET / CA99799F594000	0	1	-	2068	\$0	\$262	\$0	\$3,986
RUSSIAN GULCH CAMP SITE / CA99799F584100	1	0	2013	-	\$12	\$0	\$207	\$0
SACRAMENTO DISTRICT ENGINEER YARD-WEIR AREA / CA99799F573800	1	0	2014	-	\$13	\$0	\$854	\$0
SACRAMENTO ENGINEERING DEPOT / CA99799F584200	1	0	2014	-	\$16	\$0	\$244	\$0
SACRAMENTO MUNICIPAL AIRPORT / CA99799F584300	2	0	2017	-	\$12	\$0	\$3,074	\$0
SALINAS ARMY AIRFIELD / CA99799F584500	2	1	2018	2022	\$2,880	\$192	\$2,423	\$3,910

Installation / FFID	Total Number of Sites		Final RC (FY)		Costs Incurred Through FY10 (\$000)		FY11 to Completion Cost Estimate (\$000)	
	IRP	MMRP	IRP	MMRP	IRP	MMRP	IRP	MMRP

California

SALINAS GARRISON / CA99799F584600	1	0	2017	-	\$196	\$0	\$387	\$0
SALINE VALLEY ATA GUN RGE / CA99799F558100	0	1	-	2012	\$0	\$220	\$0	\$15
SALTON SEA BOMB TARGET (FBT 11)(#52) / CA99799F756500	0	1	-	2075	\$0	\$64	\$0	\$492
SALTON SEA BOMB TARGET (FBT 15)(#56) / CA99799F756900	0	1	-	2017	\$0	\$72	\$0	\$417
SALTON SEA BOMB TARGET (FBT 16)(#57) / CA99799F757000	0	1	-	2092	\$0	\$133	\$0	\$3,878
SALTON SEA BOMB TARGET(10)(#51) / CA99799F756400	0	1	-	2017	\$0	\$64	\$0	\$417
SALTON SEA BOMB TARGET(9)(#50) / CA99799F756300	0	1	-	2041	\$0	\$66	\$0	\$79
SALTON SEA BOMB TARGET(FBT 12)(#53) / CA99799F756600	0	1	-	2017	\$0	\$69	\$0	\$417
SALTON SEA BOMB TARGET(FBT 13)(#54) / CA99799F756700	0	1	-	2017	\$0	\$66	\$0	\$417
SALTON SEA BOMB TARGET(FBT 14)(#55) / CA99799F756800	0	1	-	2017	\$0	\$68	\$0	\$417
SALTON SEA BOMB TARGET(FBT 17)(#58) / CA99799F757100	0	1	-	2044	\$0	\$133	\$0	\$4,203
SALTON SEA BOMB TARGET(FBT 18)(#59) / CA99799F757200	0	1	-	2017	\$0	\$66	\$0	\$417
SALTON SEA BOMB TARGET(FBT 19)(#60) / CA99799F757300	0	1	-	2091	\$0	\$146	\$0	\$1,242
SALTON SEA SKIP BOMB TARGET (#61) / CA99799F757400	0	1	-	2017	\$0	\$132	\$0	\$531
SAN BERNARDINO CWS PL / CA99799F559000	1	1	2006	2024	\$14	\$180	\$0	\$3,963
SAN FRANCISCO AAA BATTERY 12 / CA99799F584900	1	0	2012	-	\$0	\$0	\$259	\$0
SAN FRANCISCO AAA BATTERY 40 / CA99799F585000	3	0	2017	-	\$13	\$0	\$568	\$0
SAN FRANCISCO AAA BATTERY 61-N / CA99799F585100	1	0	2012	-	\$13	\$0	\$209	\$0
SAN FRANCISCO DEFENSE AREA SITE 61-R / CA99799F586000	2	0	2016	-	\$13	\$0	\$292	\$0

(1) Five-Year Review Completed, (2) Five-Year Review Underway, (3) Five-Year Review Planned for Future

Note: Totals reflect installation project funding allocated to individual sites and do not include program management and other support costs.

Table E-7 IRP/MMRP Status of Installations with FY11 to Completion Cost Estimate Less Than or Equal to \$10,000,000

Installation / FFID	Total Number of Sites		Final RC (FY)		Costs Incurred Through FY10 (\$000)		FY11 to Completion Cost Estimate (\$000)	
	IRP	MMRP	IRP	MMRP	IRP	MMRP	IRP	MMRP

California

SAN FRANCISCO MUNICIPAL AIRPORT / CA99799F586100	1	0	2012	-	\$0	\$0	\$440	\$0
SAN FRANCISCO NIKE BATTERY 25 / CA99799F585300	2	0	2017	-	\$327	\$0	\$177	\$0
SAN FRANCISCO NIKE BATTERY 51 SWEENEY RIDGE / CA99799F690100	2	0	2012	-	\$158	\$0	\$347	\$0
SAN FRANCISCO NIKE BATTERY 59 / CA99799F585600	1	0	2011	-	\$13	\$0	\$0	\$0
SAN FRANCISCO NIKE BATTERY 93 / CA99799F585900	2	0	2017	-	\$459	\$0	\$1,305	\$0
SAN FRANCISCO TRANS-OCEANIC RECEIVER STATION SITE / CA99799F586200	1	0	2012	-	\$13	\$0	\$189	\$0
SAN RAFAEL BIVOUAC AREA / CA99799F584700	1	0	2013	-	\$13	\$0	\$123	\$0
SANTA BARBARA MUN AIRPORT / CA99799F691200	1	1	1995	2102	\$1,509	\$109	\$0	\$1,697
SANTA CATALINA IS BOMBING AREA / CA99799F596300	0	1	-	2123	\$0	\$183	\$0	\$3,965
SANTA MARIA AAF / CA99799F562100	2	0	1997	-	\$53	\$0	\$1,678	\$0
SANTA ROSA FEDERAL CENTER / CA99799F691700	2	0	2017	-	\$105	\$0	\$787	\$0
SANTA ROSA ISLAND AFS / CA99799F533500	1	0	2011	-	\$195	\$0	\$0	\$0
SECTION, SEAPLANE, LIGHTER THAN AIR BASE / CA99799FA12700	1	1	2014	2008	\$0	\$1	\$328	\$0
SHARPE ARMY DEPOT / CA99799F586300	1	0	2013	-	\$268	\$0	\$997	\$0
SHEEP HOLE MOUNTAINS SONIC BOMB TARGET #1 / CA99799FA32900	0	1	-	2091	\$0	\$232	\$0	\$4,909
SHEEP HOLE MOUNTAINS SONIC BOMB TARGET #2 / CA99799FA33000	0	1	-	2097	\$0	\$232	\$0	\$5,521
SISKIYOU COUNTY AIRPORT / CA99799F586500	2	1	2014	2010	\$636	\$176	\$2,869	\$0
SISKIYOU PETROLEUM, OIL & LUBRICANTS ANNEX / CA99799F529900	1	0	2011	-	\$127	\$0	\$0	\$0
SOLEDAD PRISONER OF WAR CAMP / CA99799F586600	1	0	2012	-	\$0	\$0	\$260	\$0

Installation / FFID	Total Number of Sites		Final RC (FY)		Costs Incurred Through FY10 (\$000)		FY11 to Completion Cost Estimate (\$000)	
	IRP	MMRP	IRP	MMRP	IRP	MMRP	IRP	MMRP

California

STANISLAUS BOMBING TARGET / CA99799F596900	0	1	-	2141	\$0	\$153	\$0	\$4,636
STINSON BEACH FIRE CONTROL STATION / CA99799F587000	1	1	2016	2001	\$12	\$0	\$146	\$0
STOCKTON MILITARY AIRFIELD / CA99799F523400	1	1	-	2009	\$0	\$0	\$242	\$0
STOCKTON ORDNANCE DEPOT / CA99799FA30400	1	0	2016	-	\$0	\$0	\$49	\$0
SUNNYVALE ORDNANCE DEPOT / CA99799F863700	1	0	2015	-	\$0	\$0	\$884	\$0
TEMECULA BOMBING RANGE #2 / CA99799FA47800	0	1	-	2064	\$0	\$164	\$0	\$8,938
THERMAL GRD AIR STA BASE / CA99799F563700	1	1	2004	2106	\$238	\$167	\$0	\$5,902
THIRD & ARMY STREET PROPERTY / CA99799F587400	1	0	2013	-	\$13	\$0	\$784	\$0
THORNTON BEACH MILITARY RESERVATION / CA99799F587500	1	0	2012	-	\$0	\$0	\$216	\$0
TRACY AUXILIARY FIELD NO. 5 / CA99799F587700	2	0	2015	-	\$293	\$0	\$711	\$0
TRAVIS AFB NIKE BATTERY 10 / CA99799F587900	2	0	2019	-	\$561	\$0	\$2,906	\$0
TRAVIS AFB NIKE BATTERY 33 / CA99799F588000	2	0	2015	-	\$13	\$0	\$216	\$0
TRAVIS AFB NIKE BATTERY 53 / CA99799F588100	1	0	2011	-	\$0	\$0	\$0	\$0
TRINIDAD BOMBING TARGET / CA99799FA30700	1	1	2013	2010	\$0	\$174	\$960	\$5
TULE LAKE PRISONER OF WAR CAMP / CA99799F914800	1	0	2016	-	\$0	\$0	\$878	\$0
TURLOCK BOMB LOADING PLANT / CA99799F588400	2	0	2015	-	\$0	\$0	\$2,109	\$0
TURLOCK REHABILITATION CENTER / CA99799F588500	1	1	2013	2009	\$14	\$2	\$216	\$0
TUSTIN NATL GUARD RIFLE RANGE / CA99799F564100	0	1	-	2092	\$0	\$171	\$0	\$1,655
TWO ROCK RANCH STATION / CA99799F588600	2	1	2012	2009	\$28	\$54	\$127	\$0

(1) Five-Year Review Completed, (2) Five-Year Review Underway, (3) Five-Year Review Planned for Future

Note: Totals reflect installation project funding allocated to individual sites and do not include program management and other support costs.

Table E-7 IRP/MMRP Status of Installations with FY11 to Completion Cost Estimate Less Than or Equal to \$10,000,000

Installation / FFID	Total Number of Sites		Final RC (FY)		Costs Incurred Through FY10 (\$000)		FY11 to Completion Cost Estimate (\$000)	
	IRP	MMRP	IRP	MMRP	IRP	MMRP	IRP	MMRP
California								
U.S. ARMY RESERVE CENTER / CA99799F588800	1	0	2013	-	\$17	\$0	\$190	\$0
UNIV OF CAL, SANTA BARBARA / CA99799F691300	2	0	2012	-	\$1,120	\$0	\$0	\$0
UPPER LAKE DISTRICT NAVY CAMP / CA99799F524900	3	0	2014	-	\$81	\$0	\$372	\$0
VAN NUYS AAF / CA99799F534600	0	1	-	2040	\$0	\$267	\$0	\$7,131
VERNALIS BOMB TARGET NO. 6 / CA99799FA49800	0	1	-	2151	\$0	\$165	\$0	\$3,044
VHF SITE 4K4 MILITARY RESERVATION / CA99799F589200	1	0	2011	-	\$206	\$0	\$62	\$0
VICTORVILLE PBR N-3 / CA99799F565900	0	1	-	2047	\$0	\$165	\$0	\$2,547
VICTORVILLE PBR NO 1 / CA99799F566000	0	1	-	2047	\$0	\$171	\$0	\$2,547
VICTORVILLE PBR NO 11 / CA99799F566200	0	1	-	2085	\$0	\$146	\$0	\$3,090
VICTORVILLE PBR NO 12 / CA99799F566300	0	1	-	2086	\$0	\$158	\$0	\$3,305
VICTORVILLE PBR NO 13 / CA99799F566400	0	1	-	2058	\$0	\$170	\$0	\$2,600
VICTORVILLE PBR NO 14 / CA99799F566500	0	1	-	2084	\$0	\$152	\$0	\$3,090
VICTORVILLE PBR NO 15 / CA99799F566600	0	1	-	2058	\$0	\$161	\$0	\$3,090
VICTORVILLE PBR NO 16 / CA99799F566700	0	1	-	2085	\$0	\$148	\$0	\$2,599
VICTORVILLE PBR NO 19 / CA99799F567000	0	1	-	2058	\$0	\$166	\$0	\$2,587
VICTORVILLE PBR NO 3 / CA99799F567300	0	1	-	2047	\$0	\$167	\$0	\$2,548
VICTORVILLE PBR NO 4 / CA99799F567400	0	1	-	2058	\$0	\$166	\$0	\$2,548
VICTORVILLE PBR NO 6 / CA99799F567600	0	1	-	2084	\$0	\$151	\$0	\$3,090
VICTORVILLE PBR NO 8 / CA99799F567800	0	1	-	2040	\$0	\$168	\$0	\$2,548

Installation / FFID	Total Number of Sites		Final RC (FY)		Costs Incurred Through FY10 (\$000)		FY11 to Completion Cost Estimate (\$000)	
	IRP	MMRP	IRP	MMRP	IRP	MMRP	IRP	MMRP
California								
VICTORVILLE PBR NO 9 / CA99799F567900	0	1	-	2084	\$0	\$152	\$0	\$3,090
VICTORVILLE PBR NO. 2 / CA99799F567100	0	1	-	2040	\$0	\$173	\$0	\$2,548
VICTORVILLE PBR NO. 20 / CA99799F567200	0	1	-	2040	\$0	\$236	\$0	\$2,548
VICTORVILLE PBR NO. 7 / CA99799F567700	0	1	-	2058	\$0	\$165	\$0	\$2,548
VICTORVILLE PBR NO.10 / CA99799F566100	0	1	-	2088	\$0	\$154	\$0	\$2,600
VICTORVILLE PBR Y / CA99799F568000	0	1	-	2040	\$0	\$164	\$0	\$3,090
VICTORVILLE PBR Z / CA99799FA33300	0	1	-	2093	\$0	\$176	\$0	\$6,226
VICTORVILLE PRE BOMB RANGE N-1 / CA99799F565700	0	1	-	2088	\$0	\$189	\$0	\$2,548
VICTORVILLE PRECISION BR NO 5 / CA99799F567500	0	1	-	2116	\$0	\$189	\$0	\$0
VISALIA ARMY AIRFIELD / CA99799F589500	1	1	2012	2001	\$0	\$0	\$133	\$0
WILSHIRE OIL CO. / CA99799FA48700	1	0	-	-	\$318	\$0	\$1,121	\$0
WINDSOR PRISONER OF WAR LABOR CAMP / CA99799F590400	2	0	2018	-	\$0	\$0	\$0	\$0
WINONA BT 1 (#90) / CA99799F755200	0	1	-	2020	\$0	\$1,781	\$0	\$7,804
WINONA BT 2 (#91) / CA99799F755300	0	1	-	2018	\$0	\$578	\$0	\$8,856
YERBA BUENA ISLAND / CA99799F590600	1	0	2012	-	\$77	\$0	\$64	\$0
YOLO COUNTY AIRPORT / CA99799F530000	2	1	2019	2009	\$358	\$1	\$2,209	\$0
YREKA GAP FILLER ANNEX / CA99799F590700	1	0	2017	-	\$116	\$0	\$218	\$0

(1) Five-Year Review Completed, (2) Five-Year Review Underway, (3) Five-Year Review Planned for Future

Note: Totals reflect installation project funding allocated to individual sites and do not include program management and other support costs.

Table E-7 IRP/MMRP Status of Installations with FY11 to Completion Cost Estimate Less Than or Equal to \$10,000,000

Installation / FFID	Total Number of Sites		Final RC (FY)		Costs Incurred Through FY10 (\$000)		FY11 to Completion Cost Estimate (\$000)	
	IRP	MMRP	IRP	MMRP	IRP	MMRP	IRP	MMRP
Colorado								
ARMY								
FIRESTONE CSMS / CO821180861200	0	1	-	2017	\$0	\$2,572	\$0	\$600
NAVY								
LOWRY AFB ARMFORAIRC / CO817003101600	5	1	2002	2011	\$111	\$6,708	\$0	\$0
AIR FORCE								
LOWRY AFB / CO857002413000 / (1) / (3)	20	5	2017	2007	\$101,560	\$600	\$0	\$0
PETERSON AIR FORCE BASE / CO857112419100	10	9	2011	2014	\$3,387	\$2,960	\$0	\$2,641
USAF ACADEMY / CO857292492800	14	0	2008	-	\$10,181	\$0	\$1,460	\$0
FORMERLY USED DEFENSE SITES								
FE WARREN AFB FAC SITE 11 / CO89799F052500	1	0	2015	-	\$1,549	\$0	\$4,942	\$0
FE WARREN AFB FAC SITE 12 / CO89799F052700	2	0	2014	-	\$5,364	\$0	\$4,447	\$0
FE WARREN AFB FAC SITE 13 / CO89799F052800	2	0	2014	-	\$1,658	\$0	\$3,256	\$0
LAJUNTA ARMY AIR FIELD / CO89799F057500	1	1	1996	2025	\$68	\$87	\$0	\$1,423
LOWRY AFB S-1 (COMPLEX 1B) / CO89799F694300	2	0	2011	-	\$4,219	\$0	\$844	\$0
LOWRY AFB S-1 (COMPLEX 1C) / CO89799F694400	2	0	2015	-	\$2,962	\$0	\$6,712	\$0
LOWRY AFB S-2 (COMPLEX 2C) / CO89799F694600	1	0	2011	-	\$712	\$0	\$1,336	\$0
LOWRY AFB S-3 (COMPLEX 2B) / CO89799F694700	2	0	2019	-	\$1,263	\$0	\$6,609	\$0
PUEBLO PRE BOMB RGE #1 / CO89799F058500	0	1	-	2026	\$0	\$220	\$0	\$4,027
TRINIDAD AIR TO AIR GUNNERY RGE / CO89799F058800	0	1	-	2040	\$0	\$70	\$0	\$9,649

Installation / FFID	Total Number of Sites		Final RC (FY)		Costs Incurred Through FY10 (\$000)		FY11 to Completion Cost Estimate (\$000)	
	IRP	MMRP	IRP	MMRP	IRP	MMRP	IRP	MMRP
Connecticut								
ARMY								
ILT JOHN S TURNER USARC / CT121041AB1800	5	0	2014	-	\$197	\$0	\$877	\$0
JFHQ CT ARNG / CT12118090NG00	0	3	-	2021	\$0	\$173	\$0	\$2,328
NAVY								
EAST LYME NUWC / CT117003000100	1	0	2044	-	\$558	\$0	\$4,237	\$0
AIR FORCE								
BRADLEY IAP (EAST GRANBY) / CT157282678300 / (3)	7	0	2015	-	\$2,599	\$0	\$1,663	\$0
ORANGE AIR GUARD STATION / CT157282845600	2	0	2014	-	\$3,298	\$0	\$1,150	\$0
FORMERLY USED DEFENSE SITES								
BOMBING AREA (CT) / CT19799F176700	0	1	-	2023	\$0	\$176	\$0	\$4,861

(1) Five-Year Review Completed, (2) Five-Year Review Underway, (3) Five-Year Review Planned for Future

Note: Totals reflect installation project funding allocated to individual sites and do not include program management and other support costs.

Table E-7 IRP/MMRP Status of Installations with FY11 to Completion Cost Estimate Less Than or Equal to \$10,000,000

Installation / FFID	Total Number of Sites		Final RC (FY)		Costs Incurred Through FY10 (\$000)		FY11 to Completion Cost Estimate (\$000)	
	IRP	MMRP	IRP	MMRP	IRP	MMRP	IRP	MMRP
Delaware								
ARMY								
JFHQ DE ARNG / DE32118100NG00	0	1	-	2019	\$0	\$89	\$0	\$931
RIVER ROAD TRAINING SITE / DE321181060500	0	2	-	2020	\$0	\$142	\$0	\$1,510
AIR FORCE								
NEW CASTLE COUNTY AIRPORT (WILMINGTON) / DE357282427400	7	0	2014	-	\$8,460	\$0	\$690	\$0
FORMERLY USED DEFENSE SITES								
DELAWARE TARGET AREAS / DE39799F133400	1	2	1995	2024	\$0	\$608	\$0	\$6,614
DOVER AFB PRECISION BOMB RANGE / DE39799F133500	0	1	-	2023	\$0	\$188	\$0	\$4,623
GOVERNOR BACON HEALTH CENTER / DE39799F134200	3	1	1998	2007	\$534	\$171	\$56	\$0
NEW CASTLE AAF / DE39799F135900	2	1	2000	2035	\$654	\$187	\$0	\$2,260

Installation / FFID	Total Number of Sites		Final RC (FY)		Costs Incurred Through FY10 (\$000)		FY11 to Completion Cost Estimate (\$000)	
	IRP	MMRP	IRP	MMRP	IRP	MMRP	IRP	MMRP
District of Columbia								
NAVY								
ANACOSTIA NS / DC317002756200 / (2)	6	2	2013	2013	\$3,595	\$132	\$97	\$0
WASHINGTON DC NAVOBSY / DC317002345400	1	0	2013	-	\$791	\$0	\$103	\$0
WASHINGTON NAVY YARD / DC317002431000	31	1	2017	2011	\$34,670	\$709	\$5,282	\$0
WASHINGTON NRL / DC317002431100	3	5	2012	2012	\$22	\$380	\$0	\$1,727
AIR FORCE								
BOLLING AIR FORCE BASE / DC35704244300 / (1) / (3)	23	0	2012	-	\$15,489	\$0	\$1,300	\$0
FORMERLY USED DEFENSE SITES								
SPRING VALLEY / DC39799F833000	3	2	2012	2012	\$78,880	\$111,171	\$3,043	\$4,284

(1) Five-Year Review Completed, (2) Five-Year Review Underway, (3) Five-Year Review Planned for Future

Note: Totals reflect installation project funding allocated to individual sites and do not include program management and other support costs.

Table E-7 IRP/MMRP Status of Installations with FY11 to Completion Cost Estimate Less Than or Equal to \$10,000,000

Installation / FFID	Total Number of Sites		Final RC (FY)		Costs Incurred Through FY10 (\$000)		FY11 to Completion Cost Estimate (\$000)	
	IRP	MMRP	IRP	MMRP	IRP	MMRP	IRP	MMRP
Florida								
ARMY								
AVIATION SUPPLY FACILITY, 49-A / FL4210023DA200	4	0	2012	-	\$0	\$0	\$97	\$0
MTC CAMP BLANDING / FL421181215600	2	0	2042	-	\$815	\$0	\$7,465	\$0
NAVY								
JACKSONVILLE FISC / FL417002204000	4	0	2018	-	\$2,736	\$0	\$3,687	\$0
MAYPORT NS / FL417002378800	45	0	2041	-	\$36,893	\$0	\$5,054	\$0
ORLANDO NTC / FL417002473600 / (1)	14	0	2021	-	\$40,653	\$0	\$8,610	\$0
PANAMA CITY CSS / FL417002379200 / (1) / (3)	20	0	2019	-	\$14,375	\$0	\$877	\$0
PENSACOLA NTTCC CORRY STATION / FL417002440800	4	1	2037	2019	\$923	\$83	\$3,345	\$846
SAUFLEY FIELD NAS / FL417002447300	6	1	2041	2019	\$3,909	\$286	\$4,565	\$1,108
AIR FORCE								
AVON PARK AIR FORCE RANGE / FL457212458700 / (3)	78	0	2013	-	\$34,359	\$0	\$9,744	\$0
CAMP BLANDING MIL RESERVATION / FL49799F434300	6	0	2021	-	\$0	\$0	\$1,373	\$0
JACKSONVILLE INTERNATIONAL AIRPORT / FL457282844600	11	0	2012	-	\$3,145	\$0	\$241	\$0
FORMERLY USED DEFENSE SITES								
26-MILE BEND BOMB TARGET / FL49799F469800	0	1	-	2051	\$0	\$185	\$0	\$556
ALACHUA AAF / FL49799F439600	1	0	2042	-	\$0	\$0	\$51	\$0
ALLIGATOR BOMB TARGET / FL49799F918500	0	1	-	2046	\$0	\$161	\$0	\$6,163
ARMY AIR-TO-GROUND GUNNERY STRAFING TARGET / FL49799FA15600	0	1	-	2093	\$0	\$168	\$0	\$1,281
BAKER TARGET / FL49799F469300	0	1	-	2063	\$0	\$160	\$0	\$3,118
BARTOW ARMY AIRFIELD / FL49799F455600	1	1	1996	2072	\$231	\$197	\$0	\$7,650

Installation / FFID	Total Number of Sites		Final RC (FY)		Costs Incurred Through FY10 (\$000)		FY11 to Completion Cost Estimate (\$000)	
	IRP	MMRP	IRP	MMRP	IRP	MMRP	IRP	MMRP
Florida								
BELL TARGET / FL49799F469100	0	1	-	2052	\$0	\$157	\$0	\$2,462
BLACK CREEK BOMB TARGET / FL49799F468900	0	1	-	2033	\$0	\$170	\$0	\$2,485
BOCA RATON AAF / FL49799F439200	0	1	-	2069	\$0	\$86	\$0	\$2,429
BOSTWICK BOMB TARGET / FL49799F471200	0	1	-	2101	\$0	\$155	\$0	\$6,861
BROOKSVILLE AAF / FL49799F436300	0	1	-	2012	\$542	\$2,797	\$0	\$323
BROOKSVILLE TURRET GUNNERY RANGE / FL49799F462600	0	1	-	2011	\$0	\$11,106	\$0	\$3,092
BUSHNELL ARMY AIRFIELD / FL49799F436400	2	1	2006	2014	\$3,817	\$104	\$1,240	\$439
CAMP MURPHY / FL49799F436900	1	0	2017	-	\$17	\$0	\$627	\$0
CAYO COSTA MIL RESERVATION / FL49799F715500	0	1	-	2098	\$0	\$239	\$0	\$7,336
CHAFEE BOMB TARGET / FL49799F466700	0	1	-	2049	\$0	\$188	\$0	\$2,978
CHICOPIT BOMB TARGET / FL49799F723500	0	1	-	2036	\$0	\$157	\$0	\$1,969
CLAY BOMB TARGET / FL49799F470300	0	1	-	2043	\$0	\$176	\$0	\$3,064
CORRY ST USN TECH TRAINING / FL49799F467900	1	0	2016	-	\$12	\$0	\$514	\$0
CROSS CITY AAF / FL49799F439900	1	1	2001	2049	\$47	\$172	\$0	\$1,360
CROSS CITY TARGET RGE / FL49799F967300	0	1	-	2039	\$0	\$164	\$0	\$8,762
DADE BOMBING RANGE / FL49799F967400	0	1	-	2036	\$0	\$243	\$0	\$5,191
DALE MABRY AAF / FL49799F715800	1	1	2012	2038	\$12	\$178	\$684	\$3,720
DREW FIELD / FL49799F450600	2	2	2009	2012	\$1,757	\$268	\$282	\$0
ELLYSON FIELD / FL49799F839600	2	0	2017	-	\$3,352	\$0	\$999	\$0

(1) Five-Year Review Completed, (2) Five-Year Review Underway, (3) Five-Year Review Planned for Future

Note: Totals reflect installation project funding allocated to individual sites and do not include program management and other support costs.

Table E-7 IRP/MMRP Status of Installations with FY11 to Completion Cost Estimate Less Than or Equal to \$10,000,000

Installation / FFID	Total Number of Sites		Final RC (FY)		Costs Incurred Through FY10 (\$000)		FY11 to Completion Cost Estimate (\$000)	
	IRP	MMRP	IRP	MMRP	IRP	MMRP	IRP	MMRP
Florida								

Installation / FFID	Total Number of Sites		Final RC (FY)		Costs Incurred Through FY10 (\$000)		FY11 to Completion Cost Estimate (\$000)	
	IRP	MMRP	IRP	MMRP	IRP	MMRP	IRP	MMRP
Florida								

FORT CLINCH / FL49799F716500	0	1	-	2052	\$0	\$252	\$0	\$5,947
FORT TAYLOR / FL49799F444700	0	1	-	2037	\$0	\$254	\$0	\$4,469
FT LAUDERDALE BOMB TARGET 1 / FL49799F713300	0	1	-	2057	\$0	\$124	\$0	\$3,101
FT LAUDERDALE HOUSING / FL49799F446900	0	1	-	2041	\$0	\$150	\$0	\$2,101
FT LAUDERDALE N STRAFING TARGET / FL49799F714200	0	1	-	2042	\$0	\$150	\$0	\$6,710
FT LAUDERDALE S STRAFING TARGET / FL49799F714300	0	1	-	2035	\$0	\$151	\$0	\$624
FT PIERCE NAVAL AMPH BASE / FL49799F461400 / (3)	1	1	2033	2012	\$0	\$482	\$591	\$315
FULLERVILLE TARGET / FL49799F471000	0	1	-	2033	\$0	\$188	\$0	\$2,129
GUN RANGE SUNNY ISLES / FL49799F856900	0	1	-	2037	\$0	\$154	\$0	\$1,049
HENDRICKS AAF / FL49799F440400	2	0	2015	-	\$1,268	\$0	\$1,295	\$0
JACKSONVILLE SMALL ARMS RANGE / FL49799F717600	0	1	-	2042	\$0	\$0	\$0	\$1,461
KEYSTONE BOMB TARGET / FL49799F469000	1	1	1990	2062	\$13	\$167	\$0	\$2,198
LAKE CITY NAAS / FL49799F465800	2	1	2014	2035	\$3,681	\$178	\$3,152	\$2,189
LAKE DISSTON TARGET / FL49799F470500	0	1	-	2043	\$0	\$163	\$0	\$2,675
LAKE HANCOCK SMALL ARMS & BOMBING / FL49799F718000	0	1	-	2038	\$0	\$209	\$0	\$3,463
LAKE PALESTINE TARGET / FL49799F968400	0	1	-	2038	\$0	\$171	\$0	\$3,844
LAKE WEIR BOMB TARGET / FL49799F968600	0	1	-	2048	\$0	\$173	\$0	\$2,913
LAKE WOODRUFF TARGET / FL49799F968700	0	1	-	2115	\$0	\$248	\$0	\$2,315
LAKELAND AAF / FL49799F441300	2	2	2013	2012	\$1,655	\$273	\$1,488	\$0

LAKELAND SMALL ARMS RANGE / FL49799F718100	0	1	-	2115	\$0	\$169	\$0	\$1,260
LEE FIELD / FL49799F436800	3	0	2015	-	\$10,367	\$0	\$3,383	\$0
LEESBURG AIR SERVICE CENTER / FL49799F718400	0	1	-	2029	\$0	\$0	\$0	\$1,348
LONG BOAT KEY BOMB & GUN RANGE / FL49799F718600	0	1	-	2033	\$0	\$152	\$0	\$4,810
MANNING TARGET / FL49799F469400	0	1	-	2099	\$0	\$163	\$0	\$3,959
MARQUESAS KEY CWS / FL49799F441500	0	2	-	2033	\$0	\$257	\$0	\$3,815
MCCOY AFB / FL49799F453600 / (3)	2	1	2016	2001	\$3,354	\$542	\$5,322	\$455
MELBOURNE BOMB & GUN RANGE / FL49799F920900	0	1	-	2073	\$0	\$236	\$0	\$4,096
MIAMI INTL AIRPORT / FL49799F448700	1	1	2006	2093	\$442	\$101	\$0	\$2,382
MILL COVE BOMBING SITE / FL49799F720000	0	1	-	2049	\$0	\$179	\$0	\$5,284
MOSQUITO LAGOON TARGET / FL49799F919200	0	1	-	2118	\$0	\$190	\$0	\$6,133
MULLET KEY BOMB & GUN RANGE / FL49799F442000	0	1	-	2023	\$0	\$179	\$0	\$6,878
NAS DAYTONA BEACH / FL49799F720400	0	1	-	2082	\$0	\$189	\$0	\$985
NAS MELBOURNE / FL49799F720500	0	1	-	2038	\$0	\$165	\$0	\$1,540
OKESIANIA ATG GUN RANGE / FL49799F918100	0	1	-	2116	\$0	\$169	\$0	\$6,922
ORLANDO RANGE AND CHEMICAL YARD / FL49799F721500	0	4	-	2014	\$0	\$3,498	\$0	\$5,762
OSPREY BOMBING RANGE / FL49799F721700	0	1	-	2092	\$0	\$153	\$0	\$4,222
OTTER KEY BOMB TARGET / FL49799F969000	0	1	-	2072	\$0	\$264	\$0	\$2,410
PAGE FIELD MIL RESERVATION / FL49799F436700	0	1	-	2071	\$0	\$256	\$0	\$3,078

(1) Five-Year Review Completed, (2) Five-Year Review Underway, (3) Five-Year Review Planned for Future

Note: Totals reflect installation project funding allocated to individual sites and do not include program management and other support costs.

Table E-7 IRP/MMRP Status of Installations with FY11 to Completion Cost Estimate Less Than or Equal to \$10,000,000

Installation / FFID	Total Number of Sites		Final RC (FY)		Costs Incurred Through FY10 (\$000)		FY11 to Completion Cost Estimate (\$000)	
	IRP	MMRP	IRP	MMRP	IRP	MMRP	IRP	MMRP
Florida								
PALM BEACH AFB / FL49799F455000	1	0	2018	-	\$17	\$0	\$2,042	\$0
PASSAGE KEY AIR-TO-GROUND GUN / FL49799F722000	0	1	-	2026	\$0	\$178	\$0	\$1,400
PINECASTLE JEEP RANGE / FL49799F722400	0	1	-	2014	\$0	\$13,472	\$0	\$8,378
PINELLAS AAF / FL49799F442400	0	1	-	2093	\$0	\$197	\$0	\$1,945
PINELLAS PRACTICE BOMB RANGE / FL49799F442500	0	1	-	2033	\$0	\$208	\$0	\$2,064
RICHMOND NAS / FL49799F435600	3	0	2011	-	\$2,238	\$0	\$212	\$0
SANFORD AIRPORT / FL49799F467500	2	1	2020	2115	\$4,340	\$184	\$785	\$4,089
SARASOTA AAF / FL49799F442900	0	1	-	2117	\$0	\$160	\$0	\$557
SARASOTA AAF SMALL ARMS RANGE / FL49799F723100	0	1	-	2069	\$0	\$156	\$0	\$1,260
SOPCHOPPY PRECISION BOMB RANGE / FL49799F442800	0	1	-	2100	\$0	\$147	\$0	\$6,369
SPENCER BOMB TARGET SITE / FL49799F464000	0	1	-	2033	\$0	\$175	\$0	\$2,129
ST AUGUSTINE SAT FIELD / FL49799F723400	0	1	-	2089	\$0	\$107	\$0	\$2,362
ST GEORGE ISLAND BOMB RANGE / FL49799F436100	0	1	-	2069	\$0	\$147	\$0	\$9,314
SWITZERLAND BOMB TARGET / FL49799F464400	0	1	-	2092	\$0	\$182	\$0	\$8,130
VENICE BOMBING RANGE / FL49799F724400	0	1	-	2096	\$0	\$202	\$0	\$3,588
VERO BEACH NAVAL AIR STATION / FL49799F466300	2	0	2018	-	\$485	\$0	\$606	\$0
VERO BEACH TARGET 1 / FL49799F470600	0	1	-	2068	\$0	\$182	\$0	\$2,931
VERO BEACH TARGET NO 2 / FL49799F924300	0	1	-	2094	\$0	\$181	\$0	\$2,567
ZEPHYR HILLS CITY AIRPORT / FL49799F437400	0	1	-	2069	\$0	\$168	\$0	\$521

Installation / FFID	Total Number of Sites		Final RC (FY)		Costs Incurred Through FY10 (\$000)		FY11 to Completion Cost Estimate (\$000)	
	IRP	MMRP	IRP	MMRP	IRP	MMRP	IRP	MMRP
Georgia								
ARMY								
FORT BENNING / GA421372101800 / (1) / (3)	49	2	2014	2014	\$40,764	\$666	\$6,238	\$884
FORT GILLEM / GA421402004600	15	1	2015	2011	\$34,934	\$173	\$8,423	\$113
FORT GORDON / GA421372036800 / (1) / (2)	52	0	2015	-	\$29,953	\$0	\$1,790	\$0
FORT MCPHERSON / GA421402056500	13	4	2014	2011	\$9,788	\$420	\$278	\$113
FORT STEWART / GA421402087200 / (2)	89	8	2016	2015	\$26,596	\$2,465	\$3,670	\$4,932
HUNTER ARMY AIRFIELD / GA421402273300 / (2)	21	0	2030	-	\$31,534	\$0	\$4,818	\$0
JFHQ GA ARNG / GA42118130NG00	2	4	2023	2021	\$450	\$201	\$723	\$1,547
NAVY								
KINGS BAY NSB / GA417009000100 / (1)	17	0	2016	-	\$15,222	\$0	\$1,258	\$0
AIR FORCE								
DOBBINS AIR FORCE BASE / GA457122458700 / (3)	10	0	2011	-	\$3,780	\$0	\$1,159	\$0
LEWIS B. WILSON AIRPORT / GA457282746100	2	0	2021	-	\$0	\$0	\$526	\$0
MOODY AIR FORCE BASE / GA457212410600	43	2	2012	2020	\$72,296	\$3,054	\$5,701	\$1,593
SAVANNAH INTERNATIONAL AIRPORT / GA457282608100	7	0	2012	-	\$15,082	\$0	\$1,770	\$0
FORMERLY USED DEFENSE SITES								
AUGUSTA ARSENAL DEPOT / GA49799F987900	1	0	-	-	\$5	\$0	\$438	\$0
CAMP GORDON RIFLE RNGE / GA49799F816200	0	1	-	2039	\$0	\$199	\$0	\$1,253
COCHRAN FLD / GA49799F480400	1	1	2001	2034	\$25	\$151	\$0	\$2,436
CP TOCCOA MIL RES / GA49799F473000	1	2	1995	2035	\$72	\$178	\$0	\$8,733
DANIEL FIELD / GA49799F827300	0	2	-	2038	\$0	\$266	\$0	\$6,082

(1) Five-Year Review Completed, (2) Five-Year Review Underway, (3) Five-Year Review Planned for Future

Note: Totals reflect installation project funding allocated to individual sites and do not include program management and other support costs.

Table E-7 IRP/MMRP Status of Installations with FY11 to Completion Cost Estimate Less Than or Equal to \$10,000,000

Installation / FFID	Total Number of Sites		Final RC (FY)		Costs Incurred Through FY10 (\$000)		FY11 to Completion Cost Estimate (\$000)	
	IRP	MMRP	IRP	MMRP	IRP	MMRP	IRP	MMRP
Georgia								
GLYNCO NAS / GA49799F481300	2	2	2011	2010	\$1,212	\$220	\$222	\$0
HARRIS NECK NWR / GA49799F473400	2	1	2014	2010	\$586	\$164	\$728	\$0
MACON ORDNANCE PLANT / GA49799F481100	2	0	2006	-	\$4,083	\$0	\$201	\$0
NAS ATLANTA / GA49799F481800	2	0	2018	-	\$1,473	\$0	\$1,462	\$0
TURNER AIR FORCE BASE / GA49799F474900	6	0	2017	-	\$14,413	\$0	\$3,320	\$0
WAYCROSS AAF / GA49799F480800	1	1	1998	2047	\$13	\$173	\$0	\$928

Installation / FFID	Total Number of Sites		Final RC (FY)		Costs Incurred Through FY10 (\$000)		FY11 to Completion Cost Estimate (\$000)	
	IRP	MMRP	IRP	MMRP	IRP	MMRP	IRP	MMRP
Guam								
NAVY								
GUAM FISC / GU917002753200 / (3)	7	0	2020	-	\$18,532	\$0	\$364	\$0
GUAM NCTAMS WESTPAC / GU917002757700 / (3)	9	1	2014	2020	\$1,456	\$0	\$646	\$5,298
GUAM PWC / GU917002757600 / (3)	12	0	2019	-	\$76,846	\$0	\$3,511	\$0
FORMERLY USED DEFENSE SITES								
AREA 101 / GM99799F984700	0	1	-	2074	\$0	\$201	\$0	\$9,949
ASAN POINT TANK FARM / GM99799F965100	1	0	2018	-	\$0	\$0	\$196	\$0
IBANEZ/GUERRERO PROPERTIES / GM99799F374600	2	0	2017	-	\$829	\$0	\$6,796	\$0
MIYAMA HILLS / GM99799F965000	0	1	-	2076	\$0	\$168	\$0	\$8,847

(1) Five-Year Review Completed, (2) Five-Year Review Underway, (3) Five-Year Review Planned for Future

Note: Totals reflect installation project funding allocated to individual sites and do not include program management and other support costs.

Table E-7 IRP/MMRP Status of Installations with FY11 to Completion Cost Estimate Less Than or Equal to \$10,000,000

Installation / FFID	Total Number of Sites		Final RC (FY)		Costs Incurred Through FY10 (\$000)		FY11 to Completion Cost Estimate (\$000)	
	IRP	MMRP	IRP	MMRP	IRP	MMRP	IRP	MMRP
Hawaii								
ARMY								
AMERICAN SAMOA LTA / HI92104PHS1900	0	33	-	2012	\$0	\$683	\$0	\$0
FORT SHAFTER / HI921452220700 / (3)	48	5	2010	2014	\$10,174	\$1,421	\$305	\$5,257
JFHQ HI ARNG / HI92118150NG00	0	4	-	2020	\$0	\$0	\$0	\$3,582
TRIPLER ARMY MEDICAL CENTER / HI921452224100 / (3)	10	0	2013	-	\$12,614	\$0	\$1,266	\$0
WAIAWA GULCH / HI921181508000	3	0	2015	-	\$168	\$0	\$364	\$0
WHEELER ARMY AIRFIELD / HI921452234900 / (3)	17	11	2010	2016	\$1,632	\$3,854	\$0	\$9,620
NAVY								
BARBERS POINT NAS / HI917002432600 / (2)	35	0	2027	-	\$63,786	\$0	\$5,482	\$0
CAMP H.M. SMITH OAHU / HI917302434700 / (1) / (3)	2	3	2017	2012	\$3,678	\$438	\$60	\$0
PEARL HARBOR FISC / HI917002434200 / (3)	15	0	2020	-	\$38,018	\$0	\$9,377	\$0
PEARL HARBOR NSB / HI917002434000	7	0	2017	-	\$7,570	\$0	\$1,086	\$0
AIR FORCE								
BARBERS POINT NAS / HI917002432600	5	0	2021	-	\$0	\$0	\$1,938	\$0
BELLOWS AIR FORCE STATION / HI957302871900 / (3)	23	5	2010	2014	\$20,759	\$1,285	\$1,924	\$5,518
HILO COMM STATION / HI957282963000	5	0	2021	-	\$0	\$0	\$1,957	\$0
KAENA POINT / HI957302872400	1	0	2017	-	\$355	\$0	\$603	\$0
KAHULUI COMM STATION / HI957282963500	7	0	2021	-	\$0	\$0	\$2,765	\$0
FORMERLY USED DEFENSE SITES								
AHUKINI / HI99799F375800	0	1	-	2087	\$0	\$109	\$0	\$3,098
AIEA MILITARY RESERVATION / HI99799F375900	2	0	2012	-	\$846	\$0	\$1,121	\$0

Installation / FFID	Total Number of Sites		Final RC (FY)		Costs Incurred Through FY10 (\$000)		FY11 to Completion Cost Estimate (\$000)	
	IRP	MMRP	IRP	MMRP	IRP	MMRP	IRP	MMRP
Hawaii								
ARMY IMPACT RANGE / HI99799F376600	0	1	-	2089	\$0	\$150	\$0	\$7,834
DILLINGHAM AIR FORCE BASE / HI99799F380800	0	1	-	2068	\$0	\$176	\$0	\$4,884
DIV CAMP SITE & TRAINING / HI99799F381200	1	0	2019	-	\$0	\$0	\$365	\$0
GUN BATTERY / HI99799F383700	1	1	2019	2005	\$0	\$0	\$243	\$0
HAIKU RADIO STATION / HI99799F386000	2	0	2015	-	\$38	\$0	\$1,628	\$0
HALEIWA LANDING FIELD / HI99799F384400	1	0	2012	-	\$179	\$0	\$0	\$0
HEEIA FIRE CONTROL STA / HI99799F385800	1	0	2018	-	\$0	\$0	\$131	\$0
KAHULUI NAVAL AIR STATION / HI99799F398100	1	0	2020	-	\$0	\$0	\$650	\$0
KANE PUU NAVAL BOMBING RANGE / HI99799F398300	0	1	-	2075	\$0	\$187	\$0	\$4,593
KILAUEA RADAR STATION / HI99799F391800	1	0	2019	-	\$0	\$0	\$315	\$0
KOKEE STATE PARK / HI99799F392100	1	0	2021	-	\$0	\$0	\$222	\$0
LANAI RADAR STATION / HI99799F393700	1	0	2017	-	\$0	\$0	\$95	\$0
MAKANALUA BOMBING RANGE / HI99799F394100	0	1	-	2087	\$0	\$242	\$0	\$7,760
MAKAPUU LIGHT HOUSE RES / HI99799F394200	1	1	2019	2088	\$0	\$161	\$383	\$2,897
MAUI AIRPORT MILITARY RES / HI99799F396000	3	0	2020	-	\$3,347	\$0	\$2,946	\$0
MOKUHOONIKI ISLAND / HI99799F397400	0	1	-	2066	\$0	\$189	\$0	\$5,861
MOLOKAI BOMBING TARGETS / HI99799F989900	0	1	-	2089	\$0	\$330	\$0	\$7,368
OAHU ISLAND TARGET / HI99799F399400	0	1	-	2065	\$0	\$223	\$0	\$2,547
PACIFIC JUNGLE COMBAT / HI99799F400400	0	1	-	2066	\$0	\$264	\$0	\$9,112

(1) Five-Year Review Completed, (2) Five-Year Review Underway, (3) Five-Year Review Planned for Future

Note: Totals reflect installation project funding allocated to individual sites and do not include program management and other support costs.

Table E-7 IRP/MMRP Status of Installations with FY11 to Completion Cost Estimate Less Than or Equal to \$10,000,000

Installation / FFID	Total Number of Sites		Final RC (FY)		Costs Incurred Through FY10 (\$000)		FY11 to Completion Cost Estimate (\$000)	
	IRP	MMRP	IRP	MMRP	IRP	MMRP	IRP	MMRP
Hawaii								
PALMYRA ISLAND / HI99799F409700	2	0	2012	-	\$3,035	\$0	\$1,059	\$0
POPOKI TARGET AREA / HI99799F401700	0	1	-	2088	\$0	\$2,541	\$0	\$5,154
RABBIT ISLAND / HI99799F404100	0	1	-	2067	\$0	\$234	\$0	\$8,365
UNEXPLODED ORD REMOVAL / HI99799F397700	0	1	-	2088	\$0	\$145	\$0	\$4,986
WAIMEA FALLS PARK / HI99799F989400	0	1	-	2087	\$0	\$169	\$0	\$3,734

Installation / FFID	Total Number of Sites		Final RC (FY)		Costs Incurred Through FY10 (\$000)		FY11 to Completion Cost Estimate (\$000)	
	IRP	MMRP	IRP	MMRP	IRP	MMRP	IRP	MMRP
Idaho								
ARMY								
JFHQ ID ARNG / ID02118160NG00	0	8	-	2020	\$0	\$376	\$0	\$3,431
KIMAMA TS RUPERT / ID0211816B9500	0	5	-	2017	\$0	\$1,136	\$0	\$3,293
AIR FORCE								
BOISE AIR TERMINAL GOWEN FIELD / ID057282587400 / (3)	13	3	2013	2015	\$3,052	\$898	\$2,258	\$1,340
MOUNTAIN HOME AIR FORCE BASE / ID057212455700 / (1) / (3)	38	0	2011	-	\$19,727	\$0	\$3,183	\$0
FORMERLY USED DEFENSE SITES								
BRUNEAU PBR #4 / ID09799F304700	0	1	-	2023	\$0	\$84	\$0	\$7,275
BRUNEAU PRECISION BOMBING RANGE #2 / ID09799F304500	0	1	-	2041	\$0	\$223	\$0	\$4,031
MOUNTAIN HOME AF RGE #3 / ID09799F304600	0	1	-	2040	\$0	\$204	\$0	\$3,798
MOUNTAIN HOME AF RGE #5 / ID09799F304800	0	1	-	2051	\$0	\$139	\$0	\$4,411
MOUNTAIN HOME AF RGE NO1 / ID09799F304400	0	1	-	2046	\$0	\$202	\$0	\$4,220
POCATELLO BOMBING RANGE #2 / ID09799F302700	0	1	-	2047	\$0	\$192	\$0	\$3,540
POCATELLO BOMBING RANGE #3 / ID09799F303300	0	1	-	2023	\$0	\$83	\$0	\$5,218
POCATELLO BOMBING RANGE #4 / ID09799F302800	0	1	-	2051	\$0	\$144	\$0	\$4,019
POCATELLO GROUND GUNNERY / ID09799F302600	0	1	-	2053	\$0	\$202	\$0	\$2,508
PRECISION BOMBING RGE NO2 / ID09799F301800	0	1	-	2052	\$0	\$199	\$0	\$4,576
SWAN FALLS BOMBING RANGE / ID09799F303900	0	1	-	2054	\$0	\$225	\$0	\$9,245

(1) Five-Year Review Completed, (2) Five-Year Review Underway, (3) Five-Year Review Planned for Future

Note: Totals reflect installation project funding allocated to individual sites and do not include program management and other support costs.

Table E-7 IRP/MMRP Status of Installations with FY11 to Completion Cost Estimate Less Than or Equal to \$10,000,000

Installation / FFID	Total Number of Sites		Final RC (FY)		Costs Incurred Through FY10 (\$000)		FY11 to Completion Cost Estimate (\$000)	
	IRP	MMRP	IRP	MMRP	IRP	MMRP	IRP	MMRP
Illinois								
ARMY								
CHARLES MELVIN PRICE SUPPORT CENTER / IL521382037600	28	3	2039	2008	\$1,105	\$858	\$1,262	\$0
FORT SHERIDAN / IL521402083800 / (1) / (3)	68	3	2015	2011	\$57,450	\$30	\$2,923	\$30
JFHQ IL ARNG / IL52118170NG00	0	21	-	2020	\$0	\$898	\$0	\$9,800
ROCK ISLAND ARSENAL / IL521382183300	32	1	2015	2010	\$17,752	\$1,327	\$7,481	\$0
AIR FORCE								
CAPITAL MUNICIPAL AIRPORT (SPRINGFIELD) / IL557282588200	5	0	2011	-	\$3,598	\$0	\$517	\$0
CHANUTE AFB / IL557002475700 / (1) / (3)	78	13	2016	2011	\$149,019	\$1,128	\$9,581	\$164
GREATER PEORIA AIRPORT / IL557282590700	8	0	2021	-	\$3,973	\$0	\$4,966	\$0
FORMERLY USED DEFENSE SITES								
CAMP GRANT RIFLE RANGE / IL59799F217400	1	1	2012	2006	\$3,708	\$2,398	\$2,545	\$38
CAMP MCDOWELL RADAR SCHOOL / IL59799F804900	2	0	2011	-	\$872	\$0	\$1,463	\$0
CARMI AIR FORCE STATION / IL59799F218900	2	0	2012	-	\$814	\$1	\$1,082	\$0
GEORGE FIELD ARMY AIR STATION / IL59799F223300	5	1	2010	1995	\$3,518	\$2	\$30	\$0
GREEN RIVER ORDNANCE PLANT / IL59799F221400	2	1	2003	2028	\$1,436	\$183	\$0	\$7,008
HANNA CITY AIR FORCE STATION / IL59799F219000	2	0	2011	-	\$1,783	\$0	\$3,736	\$0
NAVAL ORD STATION, FOREST PARK / IL59799F222100	2	1	2016	1996	\$2,235	\$1	\$5,124	\$0
NAVAL WEAPONS INDUSTRIAL RESERVE PLANT / IL59799F767100	1	0	2017	-	\$1,179	\$0	\$2,897	\$0
NIKE C-41 - JACKSON PARK / IL59799F812300	2	0	2013	-	\$1,816	\$0	\$548	\$0
NIKE C-44 - WOLF LAKE / IL59799F222400	2	0	2019	-	\$3,540	\$0	\$4,356	\$0

Installation / FFID	Total Number of Sites		Final RC (FY)		Costs Incurred Through FY10 (\$000)		FY11 to Completion Cost Estimate (\$000)	
	IRP	MMRP	IRP	MMRP	IRP	MMRP	IRP	MMRP
Illinois								
NIKE C-70 - NAPERVILLE / IL59799F218000	2	0	2007	-	\$6,655	\$0	\$150	\$0
NIKE C-72 - ADDISON / IL59799F220200	3	0	2011	-	\$1,371	\$0	\$0	\$0
NIKE C-92/94 - LIBERTYVILLE / IL59799F220500	1	0	2014	-	\$698	\$0	\$595	\$0
NIKE C-93 - SKOKIE LAGOONS / IL59799F220600	1	0	2015	-	\$148	\$0	\$586	\$0
NIKE SL-10 - MARINE / IL59799F220800	3	0	2014	-	\$3,646	\$0	\$2,568	\$0
NIKE SL-40 - HECKER / IL59799F220900	2	0	2019	-	\$1,070	\$0	\$481	\$0
NIKE SL-90 - GRAFTON / IL59799F222300	2	0	2019	-	\$1,398	\$0	\$783	\$0
TEST CELLS SITE (WILLOW SPRGS) / IL59799F219200	4	0	2007	-	\$3,112	\$0	\$206	\$0
VICTORY ORDNANCE PLANT, DECATUR / IL59799F218800	2	0	2019	-	\$1,048	\$0	\$4,975	\$0

(1) Five-Year Review Completed, (2) Five-Year Review Underway, (3) Five-Year Review Planned for Future

Note: Totals reflect installation project funding allocated to individual sites and do not include program management and other support costs.

Table E-7 IRP/MMRP Status of Installations with FY11 to Completion Cost Estimate Less Than or Equal to \$10,000,000

Installation / FFID	Total Number of Sites		Final RC (FY)		Costs Incurred Through FY10 (\$000)		FY11 to Completion Cost Estimate (\$000)	
	IRP	MMRP	IRP	MMRP	IRP	MMRP	IRP	MMRP
Indiana								
ARMY								
CRANE ARMY AMMUNITION ACTIVITY / IN521522349800	1	0	2012	-	\$0	\$0	\$572	\$0
INDIANA ARMY AMMUNITION PLANT / IN521382044300	90	1	2011	2006	\$27,199	\$507	\$441	\$0
JEFFERSON PROVING GROUND / IN521382045400 / (1) / (3)	82	15	2034	2003	\$24,346	\$4,940	\$1,333	\$0
JFHQ IN ARNG / IN52118180NG00	0	6	-	2020	\$0	\$318	\$0	\$4,512
NEWPORT CHEMICAL DEPOT / IN521382227200 / (3)	17	2	2011	2011	\$21,463	\$225	\$1,819	\$0
NAVY								
INDIANAPOLIS NAWC / IN517002349900 / (1) / (3)	3	0	2041	-	\$1,778	\$0	\$723	\$0
FORMERLY USED DEFENSE SITES								
BAER AIRFIELD / IN59799F363100	4	0	2004	-	\$1,093	\$0	\$0	\$0
NIKE C-32 - INDIANA DUNES / IN59799F356600	2	0	2018	-	\$1,825	\$0	\$1,513	\$0

Installation / FFID	Total Number of Sites		Final RC (FY)		Costs Incurred Through FY10 (\$000)		FY11 to Completion Cost Estimate (\$000)	
	IRP	MMRP	IRP	MMRP	IRP	MMRP	IRP	MMRP
Iowa								
ARMY								
JFHQ IA ARNG / IA72118190NG00	0	11	-	2020	\$0	\$277	\$0	\$3,627
FORMERLY USED DEFENSE SITES								
CAMP DODGE / IA79799F019900	0	2	-	2037	\$0	\$320	\$0	\$927
DES MOINES ORDNANCE PLANT / IA79799F020300	1	1	2009	2037	\$610	\$197	\$0	\$1,025
FORT DES MOINES / IA79799F022800	1	2	2000	2015	\$1,175	\$253	\$0	\$0
FT DES MOINES TARGET RG / IA79799F020400	0	1	-	2036	\$0	\$130	\$0	\$2,683
SIoux CITY AAF MOV TGT R / IA79799F020800	0	1	-	2036	\$0	\$128	\$0	\$1,160

(1) Five-Year Review Completed, (2) Five-Year Review Underway, (3) Five-Year Review Planned for Future

Note: Totals reflect installation project funding allocated to individual sites and do not include program management and other support costs.

Table E-7 IRP/MMRP Status of Installations with FY11 to Completion Cost Estimate Less Than or Equal to \$10,000,000

Installation / FFID	Total Number of Sites		Final RC (FY)		Costs Incurred Through FY10 (\$000)		FY11 to Completion Cost Estimate (\$000)	
	IRP	MMRP	IRP	MMRP	IRP	MMRP	IRP	MMRP
Kansas								
ARMY								
FORT RILEY / KS721402075600 / (1) / (3)	75	4	2014	2012	\$77,200	\$2,329	\$4,231	\$1,413
JFHQ KS ARNG / KS72118200NG00	0	2	-	2021	\$0	\$160	\$0	\$1,383
KANSAS ARMY AMMUNITION PLANT / KS721382046700 / (2)	28	1	2038	2011	\$42,783	\$267	\$6,015	\$0
AIR FORCE								
MCCONNELL AIR FORCE BASE TITAN SITES / KS757212414001	6	0	2015	-	\$2,453	\$0	\$193	\$0
FORMERLY USED DEFENSE SITES								
COFFEYVILLE AAF / KS79799F025500	1	2	1996	2055	\$18	\$261	\$0	\$1,399
DODGE CITY AAF / KS79799F025900	1	1	2020	2055	\$198	\$108	\$6,419	\$2,399
FORBES AFB / KS79799F026300	3	1	2017	2027	\$6,431	\$124	\$3,765	\$2,436
FORBES AFB ATLAS FAC S-5 / KS79799F026900	1	0	2020	-	\$33	\$0	\$5,905	\$0
FORBES AFB ATLAS FAC S-9 / KS79799F027200 / (3)	2	0	2024	-	\$7,054	\$0	\$1,864	\$0
FORBES AFB ATLAS S-2 / KS79799F026500	2	0	2019	-	\$17	\$0	\$1,905	\$0
FORBES AFB FAC S-4 / KS79799F026700	2	0	2017	-	\$1,270	\$0	\$1,247	\$0
FORBES AFB-AF FAC S-1 / KS79799F026400	2	0	2019	-	\$288	\$0	\$5,826	\$0
FORBES AFB-AF FAC S-7 / KS79799F027000 / (3)	2	0	2011	-	\$10,795	\$0	\$2,980	\$0
FORBES AFB-AF FAC S-8 / KS79799F027100	2	0	2019	-	\$266	\$0	\$5,885	\$0
FORBES SUR TRG AX / KS79799F033600	0	1	-	2053	\$0	\$137	\$0	\$405
GARDEN CITY AAF / KS79799F027300	1	2	1995	2008	\$549	\$108	\$0	\$120
GREAT BEND AAF / KS79799F027800	0	2	-	2056	\$0	\$110	\$0	\$429

Installation / FFID	Total Number of Sites		Final RC (FY)		Costs Incurred Through FY10 (\$000)		FY11 to Completion Cost Estimate (\$000)	
	IRP	MMRP	IRP	MMRP	IRP	MMRP	IRP	MMRP
Kansas								
GREAT BEND PBR #1 / KS79799F028000	0	1	-	2056	\$0	\$99	\$0	\$2,134
GREAT BEND PBR #2 / KS79799F028100	0	1	-	2056	\$0	\$101	\$0	\$2,297
GREAT BEND PBR #3 / KS79799F028200	0	1	-	2056	\$0	\$112	\$0	\$2,292
HAYS-WALKER PBR #1 / KS79799F032700	0	1	-	2046	\$0	\$139	\$0	\$3,930
HAYS-WALKER PBR #2 / KS79799F032800	0	1	-	2047	\$0	\$138	\$0	\$4,036
HAYS-WALKER PBR #3 / KS79799F032900	0	1	-	2049	\$0	\$143	\$0	\$4,061
HERINGTON AAF / KS79799F028300	3	1	2010	2054	\$3,625	\$178	\$711	\$464
HERINGTON RIFLE RANGE / KS79799F028400	1	1	1994	2056	\$89	\$102	\$0	\$1,288
HUTCHINSON NAS / KS79799F034100	2	1	2009	2055	\$41	\$15	\$159	\$1,400
INDEPENDENCE AAF / KS79799F028500	2	2	2015	2051	\$924	\$256	\$171	\$1,399
LIBERAL AAF / KS79799F028900	1	1	2019	2055	\$497	\$134	\$5,730	\$2,400
OLATHE NAVAL AIR STATION / KS79799F023600	2	1	2017	2007	\$6,135	\$120	\$3,910	\$0
OSAGE PBR #3 / KS79799F029100	0	1	-	2039	\$0	\$158	\$0	\$3,867
POTTAWATOMIE PBR #1 / KS79799F029200	0	1	-	2037	\$0	\$157	\$0	\$3,747
PRATT AAF / KS79799F029300	2	2	2014	2056	\$411	\$279	\$388	\$2,270
PRATT GROUND GNRV RNG / KS79799F029400	0	1	-	2053	\$0	\$131	\$0	\$1,284
PRATT PBR #1 / KS79799F029500	0	1	-	2048	\$0	\$139	\$0	\$3,991
PRATT PBR #2 / KS79799F029600	0	1	-	2038	\$0	\$147	\$0	\$4,009
PRATT PBR #3 / KS79799F029700	0	1	-	2048	\$0	\$135	\$0	\$4,036

(1) Five-Year Review Completed, (2) Five-Year Review Underway, (3) Five-Year Review Planned for Future

Note: Totals reflect installation project funding allocated to individual sites and do not include program management and other support costs.

Table E-7 IRP/MMRP Status of Installations with FY11 to Completion Cost Estimate Less Than or Equal to \$10,000,000

Installation / FFID	Total Number of Sites		Final RC (FY)		Costs Incurred Through FY10 (\$000)		FY11 to Completion Cost Estimate (\$000)	
	IRP	MMRP	IRP	MMRP	IRP	MMRP	IRP	MMRP
Kansas								
PRAATT RIFLE RANGE / KS79799F029900	0	1	-	2055	\$0	\$125	\$0	\$1,283
SCHILLING AFB-FAC S-4 / KS79799F030600	2	0	2017	-	\$992	\$0	\$7,963	\$0
SCHILLING AFB-FAC S-6 / KS79799F030800	1	0	2017	-	\$13	\$0	\$8,913	\$0
STROTHER FIELD / KS79799F031800	1	1	2000	2053	\$85	\$153	\$0	\$1,282
TOPEKA AAF RIFLE RANGE / KS79799F032300	0	1	-	2055	\$0	\$14	\$0	\$1,399
WABAUNSEE PBR #2 / KS79799F032500	0	1	-	2048	\$0	\$133	\$0	\$5,524
WALKER ARMY AIR FIELD / KS79799F032400	3	2	2014	2058	\$1,124	\$1,103	\$374	\$1,282

Installation / FFID	Total Number of Sites		Final RC (FY)		Costs Incurred Through FY10 (\$000)		FY11 to Completion Cost Estimate (\$000)	
	IRP	MMRP	IRP	MMRP	IRP	MMRP	IRP	MMRP
Kentucky								
ARMY								
BLUE GRASS ARMY DEPOT / KY421382010500 / (1) / (3)	55	5	2004	2012	\$20,082	\$733	\$347	\$0
FORT CAMPBELL / KY421402014000 / (3)	68	8	2037	2016	\$51,027	\$1,127	\$3,692	\$4,484
FORT KNOX / KY421372047900 / (3)	73	3	2013	2009	\$24,192	\$680	\$2,516	\$0
JFHQ KY ARNG / KY42118210NG00	0	3	-	2022	\$0	\$171	\$0	\$1,350
NAVY								
LOUISVILLE NSWC / KY417002417500 / (1) / (3)	9	0	2017	-	\$19,778	\$0	\$3,431	\$0

(1) Five-Year Review Completed, (2) Five-Year Review Underway, (3) Five-Year Review Planned for Future

Note: Totals reflect installation project funding allocated to individual sites and do not include program management and other support costs.

Table E-7 IRP/MMRP Status of Installations with FY11 to Completion Cost Estimate Less Than or Equal to \$10,000,000

Installation / FFID	Total Number of Sites		Final RC (FY)		Costs Incurred Through FY10 (\$000)		FY11 to Completion Cost Estimate (\$000)	
	IRP	MMRP	IRP	MMRP	IRP	MMRP	IRP	MMRP
Louisiana								
ARMY								
JFHQ LA ARNG / LA62118220NG00	0	1	-	2012	\$0	\$82	\$0	\$52
NAVY								
NEW ORLEANS NAS / LA617002278800 / (3)	16	1	2018	2015	\$2,026	\$1,610	\$162	\$17
AIR FORCE								
CAMP BEAUREGARD / LA69799F013300	1	0	2021	-	\$0	\$0	\$210	\$0
ENGLAND AFB / LA657002445200 / (1) / (3)	46	8	2055	2011	\$38,216	\$498	\$3,408	\$0
HAMMOND COMM STATION / LA657282745500	6	0	2021	-	\$172	\$0	\$645	\$0
NEW ORLEANS NAS ANG / LA617002278800	3	0	2021	-	\$0	\$0	\$666	\$0
FORMERLY USED DEFENSE SITES								
DERIDDER ARMY AIR FIELD / LA69799F015700	1	1	2003	2103	\$785	\$149	\$0	\$2,114
FORT JACKSON / LA69799F693300	0	1	-	2078	\$0	\$0	\$0	\$3,319
HARDING AAF / LA69799F018100	0	1	-	2064	\$0	\$180	\$0	\$2,878
KISATCHIE BOMB TARGETS / LA69799F019500	0	1	-	2096	\$0	\$175	\$0	\$5,122
LAFAYETTE NG TARGET RANGE / LA69799F018200	0	1	-	2109	\$0	\$154	\$0	\$1,264
MINDEN BOMB TARGETS / LA69799F943400	0	1	-	2079	\$0	\$174	\$0	\$5,522

Installation / FFID	Total Number of Sites		Final RC (FY)		Costs Incurred Through FY10 (\$000)		FY11 to Completion Cost Estimate (\$000)	
	IRP	MMRP	IRP	MMRP	IRP	MMRP	IRP	MMRP
Maine								
ARMY								
JFHQ ME ARNG / ME12118230NG00	0	16	-	2020	\$0	\$752	\$0	\$6,434
AIR FORCE								
BANGOR INTERNATIONAL AIRPORT / ME157282453400	5	0	2021	-	\$1,155	\$0	\$660	\$0
FORMERLY USED DEFENSE SITES								
AF GAT / ME19799FA23500	1	0	2013	-	\$2,939	\$0	\$2,978	\$0
AF RADAR TRACKING STATION / ME19799F207500	2	0	2015	-	\$9,466	\$0	\$5,680	\$0
CASWELL AFS Z-80 / ME19799F201400	3	0	2018	-	\$242	\$0	\$1,759	\$0
DIVE BOMBING TAR / ME19799F206900	0	1	-	2023	\$0	\$181	\$0	\$3,199
DOW MIL AF / ME19799F199100	6	0	2016	-	\$3,466	\$0	\$5,465	\$0
FORT BAL FIRE CON STA / ME19799F201800	1	1	1995	2026	\$30	\$166	\$0	\$556
FORT EDGECOMB / ME19799F882000	1	1	2016	1997	\$0	\$0	\$7	\$0
FORT GORGES / ME19799F810100	1	1	2016	1995	\$0	\$0	\$90	\$0
FORT KNOX / ME19799F809800	1	1	2016	2006	\$0	\$0	\$0	\$0
FORT LEVETT / ME19799F202000	1	1	1997	2024	\$152	\$143	\$0	\$535
FORT MCKINLEY / ME19799F206000	1	1	1992	2026	\$58	\$110	\$0	\$1,130
LONG ISL / ME19799F760600	1	0	2018	-	\$17	\$0	\$269	\$0
LOR AFB LAU AX / ME19799F203200	2	0	2018	-	\$325	\$0	\$238	\$0
LORING AFB COMMO AX #2 / ME19799F202800	2	0	2013	-	\$489	\$0	\$359	\$0
MACH GATR / ME19799F850900	3	0	2022	-	\$22	\$0	\$1,350	\$0

(1) Five-Year Review Completed, (2) Five-Year Review Underway, (3) Five-Year Review Planned for Future

Note: Totals reflect installation project funding allocated to individual sites and do not include program management and other support costs.

Table E-7 IRP/MMRP Status of Installations with FY11 to Completion Cost Estimate Less Than or Equal to \$10,000,000

Installation / FFID	Total Number of Sites		Final RC (FY)		Costs Incurred Through FY10 (\$000)		FY11 to Completion Cost Estimate (\$000)	
	IRP	MMRP	IRP	MMRP	IRP	MMRP	IRP	MMRP
Maine								
MAINE BOMBING AREA / ME19799F206800	0	1	-	2053	\$0	\$304	\$0	\$6,491
MON ISL TR COOU RGE / ME19799F203800	1	0	2016	-	\$0	\$0	\$9	\$0
NAS ROCKLAND / ME19799F206200	0	1	-	2049	\$0	\$129	\$0	\$1,279
NAVAL FUEL DEPOT / ME19799F206600	1	0	2016	-	\$0	\$0	\$2	\$0
NAVAL ORDNANCE FAC / ME19799F206700	0	1	-	2038	\$0	\$157	\$0	\$2,765
NIKE 58 / ME19799F200200	2	0	2016	-	\$1,411	\$0	\$1,044	\$0
NIKE L-31 / ME19799F200100	2	0	2011	-	\$123	\$0	\$0	\$0
NIKE LO-13 / ME19799F199400	2	0	2012	-	\$964	\$0	\$219	\$0
PRESQUE ISLE AFB / ME19799F200000	3	1	2001	2054	\$168	\$221	\$0	\$832
SEAL ISL GUNNERY RGE / ME19799F199600	0	2	-	2023	\$0	\$204	\$0	\$3,156
US NAVAL AUX AIR FAC / ME19799F730900	1	1	2011	2051	\$23	\$167	\$0	\$1,300
US NAVAL AUX AIR FAC / ME19799F731000	1	1	2018	2051	\$12	\$128	\$2,256	\$1,311

Installation / FFID	Total Number of Sites		Final RC (FY)		Costs Incurred Through FY10 (\$000)		FY11 to Completion Cost Estimate (\$000)	
	IRP	MMRP	IRP	MMRP	IRP	MMRP	IRP	MMRP
Maryland								
ARMY								
BLOSSOM POINT RESEARCH FACILITY / MD321382100200	26	6	1997	2018	\$1,446	\$3,536	\$0	\$8,574
FOREST GLEN / MD321162460500	6	0	2019	-	\$2,676	\$0	\$9,237	\$0
JFHQ MD ARNG / MD32118240NG00	0	1	-	2012	\$0	\$90	\$0	\$267
PHOENIX MILITARY RESERVATION / MD321022440200 / (3)	4	0	2017	-	\$3,665	\$0	\$0	\$0
NAVY								
ANNAPOLIS US NAVAL ACADEMY / MD317002260200	8	1	2012	2022	\$4,919	\$176	\$0	\$960
BALTIMORE NRC / MD317002252600	1	0	2012	-	\$126	\$0	\$0	\$0
BETHESDA NAVMEDCOM NATCAPREG / MD317002468700	9	0	2012	-	\$3,606	\$0	\$887	\$0
CHELTENHAM NCTC / MD317002443700	4	0	2012	-	\$1,040	\$0	\$0	\$0
CHESAPEAKE BAY DET NRL / MD317002754600	8	3	2019	2019	\$1,181	\$756	\$406	\$460
POMONKEY TEST RANGE NRL / MD317002754700	1	0	2012	-	\$52	\$0	\$0	\$0
ST INIGOS NISE EAST COAST DET / MD317002472000	2	0	2011	-	\$2,828	\$0	\$828	\$0
WALDORF NRL / MD317002756500	1	0	2012	-	\$1,582	\$0	\$0	\$0
WHITE OAK NSWC / MD317002344400 / (1) / (3)	38	0	2021	-	\$39,638	\$0	\$1,543	\$0
AIR FORCE								
MARTIN STATE AIRPORT / MD357282590100	15	2	2008	2016	\$3,689	\$344	\$0	\$2,424
FORMERLY USED DEFENSE SITES								
FORT HOWARD / MD39799F140600	2	1	1999	2024	\$281	\$191	\$0	\$5,806
FORT WASHINGTON (MARYLAND) / MD39799F141300	1	1	2007	2035	\$285	\$220	\$0	\$6,896
NIKE BA-03 (PHOENIX) / MD39799F136800	2	0	2015	-	\$826	\$0	\$5,974	\$0

(1) Five-Year Review Completed, (2) Five-Year Review Underway, (3) Five-Year Review Planned for Future

Note: Totals reflect installation project funding allocated to individual sites and do not include program management and other support costs.

Table E-7 IRP/MMRP Status of Installations with FY11 to Completion Cost Estimate Less Than or Equal to \$10,000,000

Defense Environmental Restoration Program

Installation / FFID	Total Number of Sites		Final RC (FY)		Costs Incurred Through FY10 (\$000)		FY11 to Completion Cost Estimate (\$000)	
	IRP	MMRP	IRP	MMRP	IRP	MMRP	IRP	MMRP
Maryland								
NIKE W-35 (CROOM) / MD39799F137900	2	0	2011	-	\$1,205	\$0	\$0	\$0
NIKE W-44 (WALDORF) / MD39799F138100	2	0	2014	-	\$2,127	\$0	\$1,282	\$0
NIKE W-93 (OLNEY LAUNCH AREA) / MD39799F138700	2	0	2011	-	\$279	\$0	\$404	\$0
TRIUMPH EXPLOSIVES, INC. / MD39799F144200	1	1	2004	-	\$399	\$0	\$0	\$260

Installation / FFID	Total Number of Sites		Final RC (FY)		Costs Incurred Through FY10 (\$000)		FY11 to Completion Cost Estimate (\$000)	
	IRP	MMRP	IRP	MMRP	IRP	MMRP	IRP	MMRP
Massachusetts								
ARMY								
ARTHUR MACARTHUR USARC / MA121042588500	1	0	2012	-	\$196	\$0	\$504	\$0
JFHQ MA ARNG / MA12118250NG00	0	5	-	2020	\$0	\$317	\$0	\$4,023
SOLDIER SYSTEMS CENTER / MA121382063100 / (1) / (3)	17	0	2029	-	\$46,217	\$0	\$9,734	\$0
AIR FORCE								
BARNES MUNICIPAL AIRPORT / MA157282590200	9	2	2021	2016	\$7,952	\$1,417	\$592	\$2,430
HANSCOM AIR FORCE BASE / MA157172442400 / (1) / (3)	23	0	2020	-	\$39,761	\$0	\$8,726	\$0
WESTOVER AIR FORCE RESERVE CENTER / MA157122402600 / (1) / (3)	25	0	2012	-	\$19,507	\$0	\$8,259	\$0
FORMERLY USED DEFENSE SITES								
AMTB SITE / MA19799F873800	0	1	-	2021	\$0	\$167	\$0	\$0
BARNEYS JOY BATTERY / MA19799F809100	0	1	-	2023	\$0	\$160	\$0	\$659
BOMB AREA WEEPECKET IS / MA19799F906100	0	1	-	2026	\$0	\$168	\$0	\$1,182
CAMP EDWARDS / MA19799F177300	5	3	2003	2014	\$2,931	\$3,043	\$0	\$835
CAPE POGE LITTLE NECK BOMB TARGET SITE / MA19799FA28900	0	1	-	2014	\$0	\$2,059	\$0	\$3,217
CP MILES STANDISH / MA19799F181800	1	1	2016	2009	\$0	\$196	\$0	\$0
FALL RIVER NAVRESCEN / MA19799F183300	1	0	2016	-	\$13	\$0	\$535	\$0
FORT RODMAN / MA19799F809700	2	1	2018	2026	\$109	\$176	\$0	\$585
FORT RUCKMAN / MA19799F184700	2	1	1996	2050	\$157	\$209	\$0	\$1,786
FORT STANDISH / MA19799F184900	2	1	1994	2042	\$356	\$245	\$0	\$1,767
FT DEVENS / MA19799F936300	0	1	-	2029	\$0	\$241	\$0	\$7,918

(1) Five-Year Review Completed, (2) Five-Year Review Underway, (3) Five-Year Review Planned for Future

Note: Totals reflect installation project funding allocated to individual sites and do not include program management and other support costs.

Table E-7 IRP/MMRP Status of Installations with FY11 to Completion Cost Estimate Less Than or Equal to \$10,000,000

Installation / FFID	Total Number of Sites		Final RC (FY)		Costs Incurred Through FY10 (\$000)		FY11 to Completion Cost Estimate (\$000)	
	IRP	MMRP	IRP	MMRP	IRP	MMRP	IRP	MMRP
Massachusetts								
GREAT NECK / MA19799F195200	0	1	-	2023	\$0	\$200	\$0	\$2,307
GULL ISLAND BOMB AREA / MA19799F906300	0	1	-	2048	\$0	\$177	\$0	\$1,456
HUMMOCK POND / MA19799F195600	0	1	-	2055	\$0	\$165	\$0	\$4,624
LOWELL ORD PLT / MA19799F177800	1	1	-	2008	\$677	\$156	\$0	\$0
MARTHA-S VINEYARD ARPT / MA19799F197600	2	1	2008	2027	\$66	\$184	\$0	\$2,625
MOVING TAR MACH GUN RG / MA19799F197400	0	1	-	2012	\$0	\$3,555	\$0	\$3,007
NAHANT NIKE 17 / MA19799F178700	1	1	1995	2039	\$94	\$217	\$0	\$582
NANTUCKET MEM ARPT / MA19799F198700	0	1	-	2023	\$0	\$170	\$0	\$1,929
NAVAL AMMO DEPOT / MA19799F177900	4	1	2001	2039	\$1,671	\$216	\$0	\$4,528
SANDY NECK / MA19799F195300	0	1	-	2023	\$0	\$167	\$0	\$1,772
SHEEP POND / MA19799F195700	0	1	-	2043	\$0	\$213	\$0	\$8,423
TISBURY GREAT POND / MA19799F195500	0	1	-	2022	\$0	\$2,296	\$0	\$5,223
WATERTOWN ARSENAL / MA19799F177700	3	1	2014	1994	\$4,879	\$0	\$2,401	\$0
WESTOVER AFB / MA19799F177100	9	0	2013	-	\$8,230	\$0	\$1,188	\$0

Installation / FFID	Total Number of Sites		Final RC (FY)		Costs Incurred Through FY10 (\$000)		FY11 to Completion Cost Estimate (\$000)	
	IRP	MMRP	IRP	MMRP	IRP	MMRP	IRP	MMRP
Michigan								
ARMY								
CAMP GRAYLING ARMY AIRFIELD / MI521182651500	9	2	2015	2009	\$140	\$150	\$205	\$0
JFHQ MI ARNG / MI52118260NG00	0	16	-	2019	\$0	\$786	\$0	\$7,412
AIR FORCE								
ALPENA COUNTY REGIONAL AIRPORT / MI557282890300	17	2	2012	2018	\$6,363	\$0	\$862	\$1,946
FORMERLY USED DEFENSE SITES								
ASH FIELD OLF / MI59799FA21200	1	1	2016	2023	\$180	\$123	\$1,320	\$3,550
CAMP CLAYBANK AAA FIRING RANGE / MI59799F729300	3	1	2012	2024	\$413	\$133	\$29	\$0
CAMP LUCAS / FT BRADY TARGET RANGE / MI59799F225100	0	1	-	2031	\$0	\$140	\$0	\$6,401
CAMP LUCAS MAINTENANCE FACILITY / MI59799F229000	2	1	2014	2001	\$1,596	\$6	\$1,730	\$0
CAMP LUCAS/FT BRADY / MI59799F744500	0	1	-	2032	\$0	\$107	\$0	\$2,723
CAMP NORRIE / MI59799F864700	1	1	2012	2009	\$239	\$0	\$41	\$0
CUSTER FIELD OLF / MI59799FA21600	0	1	-	2031	\$0	\$115	\$0	\$3,289
GRAND RAPIDS NGTR / MI59799F228200	1	1	2015	2002	\$737	\$19	\$1,049	\$0
GROSSE ILE NAS - NIKE D-51 / MI59799F227500	2	1	2019	1998	\$5,547	\$1	\$2,169	\$0
HAT ISLAND TARGET / MI59799FA21000	0	1	-	2023	\$0	\$114	\$0	\$1,469
MUSKEGON ORD PLANT / MI59799F230500	1	0	-	-	\$7,789	\$0	\$371	\$0
NIKE D-54/55 - RIVERVIEW / MI59799F226700	2	0	2016	-	\$592	\$0	\$2,032	\$0
NIKE D-57/58 - NEWPORT / MI59799F226800	2	0	2019	-	\$1,488	\$0	\$429	\$0
SAULT STE MARIE AFS / MI59799F232000	3	0	2003	-	\$4,007	\$0	\$691	\$0

(1) Five-Year Review Completed, (2) Five-Year Review Underway, (3) Five-Year Review Planned for Future

Note: Totals reflect installation project funding allocated to individual sites and do not include program management and other support costs.

Table E-7 IRP/MMRP Status of Installations with FY11 to Completion Cost Estimate Less Than or Equal to \$10,000,000

Installation / FFID	Total Number of Sites		Final RC (FY)		Costs Incurred Through FY10 (\$000)		FY11 to Completion Cost Estimate (\$000)	
	IRP	MMRP	IRP	MMRP	IRP	MMRP	IRP	MMRP
Michigan								
USCG AIR STATION/CHERRY CAPITAL AIRPORT / MI59799F224900	0	1	-	2031	\$0	\$157	\$0	\$3,663
WILLOW RUN AIRPORT / MI59799F231800	4	0	2018	-	\$1,495	\$0	\$766	\$0

Installation / FFID	Total Number of Sites		Final RC (FY)		Costs Incurred Through FY10 (\$000)		FY11 to Completion Cost Estimate (\$000)	
	IRP	MMRP	IRP	MMRP	IRP	MMRP	IRP	MMRP
Minnesota								
ARMY								
FORT SNELLING USARC/AMSA / MN521042085300	36	4	2012	2009	\$87	\$199	\$165	\$0
JFHQ MN ARNG / MN52118270NG00	0	11	-	2019	\$0	\$366	\$0	\$6,383
AIR FORCE								
DULUTH INTERNATIONAL AIRPORT / MN557282847300	18	5	2021	2016	\$13,986	\$2,142	\$6,671	\$3,041
MINNEAPOLIS-ST. PAUL MAP/IAP / MN557282427500	7	1	2021	2004	\$10	\$0	\$1,331	\$0
FORMERLY USED DEFENSE SITES								
DULUTH INTERNATIONAL AIRPORT / MN59799F237400	2	0	2011	-	\$4,042	\$0	\$1,085	\$0
GOPHER ORD PLT ROSEMOUNT / MN59799F236700	1	0	2012	-	\$788	\$0	\$60	\$0
NIKE SITE MSP #70 / MN59799F238700	2	0	2014	-	\$366	\$0	\$186	\$0

(1) Five-Year Review Completed, (2) Five-Year Review Underway, (3) Five-Year Review Planned for Future

Note: Totals reflect installation project funding allocated to individual sites and do not include program management and other support costs.

Table E-7 IRP/MMRP Status of Installations with FY11 to Completion Cost Estimate Less Than or Equal to \$10,000,000

Installation / FFID	Total Number of Sites		Final RC (FY)		Costs Incurred Through FY10 (\$000)		FY11 to Completion Cost Estimate (\$000)	
	IRP	MMRP	IRP	MMRP	IRP	MMRP	IRP	MMRP
Mississippi								
ARMY								
JFHQ MS ARNG / MS42118280NG00	0	3	-	2021	\$0	\$138	\$0	\$2,106
MISSISSIPPI ARMY AMMUNITION PLANT / MS421382596600	45	2	1990	2012	\$0	\$1,063	\$0	\$0
NAVY								
MERIDIAN NAS / MS417002436800 / (3)	9	0	2015	-	\$10,901	\$0	\$2,617	\$0
AIR FORCE								
GULFPORT BILOXI REGIONAL AIRPORT / MS457282593300	3	2	2013	2015	\$6,823	\$0	\$480	\$1,084
KEESLER AIR FORCE BASE / MS457152416400 / (1) / (3)	24	0	2018	-	\$36,287	\$0	\$2,331	\$0
KEY FIELD (MERIDIAN) / MS457282590400	10	0	2014	-	\$6,326	\$0	\$1,014	\$0
FORMERLY USED DEFENSE SITES								
CAMP SHELBY MANUEVER AREA / MS49799F012000	0	1	-	2014	\$0	\$48	\$0	\$496
COLUMBUS PRC BOMB RGE #1 / MS49799F005500	0	1	-	2066	\$0	\$132	\$0	\$4,966
COLUMBUS PRE BOMB RGE #3 / MS49799F005600	0	1	-	2068	\$0	\$127	\$0	\$4,965
COLUMBUS PRE BOMB RGE #4 / MS49799F005700	0	1	-	2067	\$0	\$122	\$0	\$4,964
GREENVILLE AFB / MS49799F006600	1	1	2010	2072	\$2,106	\$146	\$5	\$6,000
GREENWOOD ARMY AF / MS49799F005400	0	1	-	2066	\$0	\$0	\$0	\$6,866
GRENADA AAF RIFLE RGE / MS49799F003100	0	1	-	2068	\$0	\$161	\$0	\$1,329
GULFPORT ARMY AIR FIELD / MS49799F003800	1	1	2006	2065	\$730	\$162	\$0	\$3,109
KEESLER SMALL ARMS RGE / MS49799F010700	0	1	-	2065	\$0	\$151	\$0	\$1,118
SMITH CO BOMB & GUN RGE / MS49799F006300	0	1	-	2068	\$0	\$164	\$0	\$5,093
YAZOO BOMBING RANGE / MS49799F012500	0	1	-	2027	\$0	\$220	\$0	\$4,995

Installation / FFID	Total Number of Sites		Final RC (FY)		Costs Incurred Through FY10 (\$000)		FY11 to Completion Cost Estimate (\$000)	
	IRP	MMRP	IRP	MMRP	IRP	MMRP	IRP	MMRP
Missouri								
ARMY								
CAMP CROWDER / MO721182921000 / (3)	4	0	2015	-	\$7,178	\$0	\$0	\$0
ST LOUIS ORDNANCE PLANT / MO721042246500 / (3)	17	0	2011	-	\$4,730	\$0	\$3,406	\$0
WELDON SPRING TRAINING AREA / MO721372998500 / (3)	2	0	2040	-	\$1,255	\$0	\$5,231	\$0
NAVY								
KANSAS CITY MCSA / MO717006738600	1	0	2032	-	\$147	\$0	\$807	\$0
KANSAS CITY MO MCRCO / MO017006738600 / (3)	1	0	2021	-	\$161	\$0	\$864	\$0
AIR FORCE								
RICHARDS-GEBAUR AFB / MO757002429200 / (1) / (3)	12	0	2999	-	\$12,063	\$0	\$3,049	\$0
WHITEMAN AIR FORCE BASE / MO757212454900 / (1) / (3)	46	2	2010	2003	\$30,020	\$0	\$1,274	\$0
FORMERLY USED DEFENSE SITES								
FEDERAL CENTER COMPLEX / MO79799F034500	2	0	1997	-	\$1,819	\$0	\$3,350	\$0
FT CROWDER / MO79799F034700	3	2	2003	2015	\$1,265	\$1,203	\$530	\$21
JEFFERSON BARRACKS TAR RG / MO79799F035200	0	2	-	2028	\$0	\$162	\$0	\$4,340
MALDEN AIR BASE / MO79799F034600	1	1	1995	2055	\$146	\$144	\$0	\$1,476
RICHARDS-GEBAUR AFB / MO79799F039500	4	0	2010	-	\$4,368	\$0	\$230	\$0
ROSECRANS ARMY AIR FIELD & NATIONAL GUARD / MO79799F036200	2	1	2000	2056	\$466	\$145	\$0	\$1,475
SEDALIA AAF RIFLE RANGE / MO79799F040000	0	1	-	2056	\$0	\$366	\$0	\$1,489
VICHY AAF / MO79799F040200	1	1	1995	2056	\$220	\$128	\$0	\$1,558
WHITEMAN COMMUNICATIONS TRANSMITTER SITE / MO79799F679600	2	0	2013	-	\$1,456	\$0	\$2,475	\$0

(1) Five-Year Review Completed, (2) Five-Year Review Underway, (3) Five-Year Review Planned for Future

Note: Totals reflect installation project funding allocated to individual sites and do not include program management and other support costs.

Table E-7 IRP/MMRP Status of Installations with FY11 to Completion Cost Estimate Less Than or Equal to \$10,000,000

Installation / FFID	Total Number of Sites		Final RC (FY)		Costs Incurred Through FY10 (\$000)		FY11 to Completion Cost Estimate (\$000)	
	IRP	MMRP	IRP	MMRP	IRP	MMRP	IRP	MMRP
Montana								
ARMY								
FORT MISSOULA ARNG / MT821183058500	0	6	-	2017	\$0	\$1,321	\$0	\$5,459
FORT WILLIAM HENRY HARRISON / MT821183008000	11	3	1996	2015	\$0	\$558	\$0	\$1,657
AIR FORCE								
GREAT FALLS INTERNATIONAL AIRPORT / MT857282592300	8	0	2012	-	\$6,783	\$0	\$1,338	\$0
FORMERLY USED DEFENSE SITES								
FORT PECK AER GUN RGE / MT89799F062100	0	1	-	2011	\$0	\$88	\$0	\$10
GLASGOW PATTERN BOMB RGE / MT89799F062800	0	1	-	2037	\$0	\$103	\$0	\$2,298
GLASGOW PATTERN GUN RGE / MT89799F062900	0	1	-	2012	\$0	\$88	\$0	\$10
GREAT FALLS PATTERN BOMB RGE / MT89799F063500	0	1	-	2037	\$0	\$112	\$0	\$2,298
GREAT FALLS PATTERN GUN RGE / MT89799F063600	0	1	-	2011	\$0	\$88	\$0	\$10
LEWISTOWN ARMY AIR FIELD / MT89799F064000	1	1	1996	2036	\$50	\$94	\$0	\$3,266
LEWISTOWN PATTERN BOMB RGE / MT89799F064100	0	1	-	2038	\$0	\$110	\$0	\$2,519
LEWISTOWN PATTERN GUN RGE / MT89799F064200	0	1	-	2011	\$0	\$88	\$0	\$10

Installation / FFID	Total Number of Sites		Final RC (FY)		Costs Incurred Through FY10 (\$000)		FY11 to Completion Cost Estimate (\$000)	
	IRP	MMRP	IRP	MMRP	IRP	MMRP	IRP	MMRP
Nebraska								
ARMY								
JFHQ NE ARNG / NE72118310NG00	0	10	-	2020	\$0	\$282	\$0	\$6,536
AIR FORCE								
LINCOLN MUNICIPAL AIRPORT / NE757282418700	13	0	2011	-	\$3,776	\$0	\$0	\$0
FORMERLY USED DEFENSE SITES								
AINSWORTH AAF / NE79799F041500	1	0	2014	-	\$135	\$0	\$1,033	\$0
BRUNING ARMY AIR FIELD / NE79799F042000	1	0	2018	-	\$115	\$0	\$817	\$0
BRUNING TARGET RANGE / NE79799F042100	0	1	-	2037	\$0	\$102	\$0	\$4,370
CASPER PREC BMG RNG #5 / NE79799F042200	0	1	-	2037	\$0	\$88	\$0	\$2,244
FAIRMONT PREC BMG RNG #2 / NE79799F042400	0	1	-	2037	\$0	\$109	\$0	\$2,361
FE WARREN AFB FAC SITE 8 / NE79799F041400	1	0	2017	-	\$2,161	\$0	\$8,275	\$0
GRAND ISLAND PREC BMG RG #1 / NE79799F042800	0	1	-	2037	\$0	\$99	\$0	\$2,244
GRAND ISLAND PREC BMG RG #4 / NE79799F042900	0	1	-	2038	\$0	\$96	\$0	\$2,288
HARVARD AAF / NE79799F043200	1	1	1996	2036	\$55	\$99	\$0	\$1,389
HARVARD PREC BMG RNG #2 / NE79799F043300	0	1	-	2038	\$0	\$93	\$0	\$2,289
HARVARD PREC BMG RNG #3 / NE79799F043400	0	1	-	2038	\$0	\$94	\$0	\$2,288
KEARNEY RIFLE RANGE / NE79799F043900	1	1	2006	2036	\$323	\$103	\$0	\$1,389
LINCOLN AFB AF FAC S-1 / NE79799F047800	2	0	2013	-	\$6,774	\$0	\$4,026	\$0
LINCOLN AFB AF FAC S-3 / NE79799F048000	1	0	2011	-	\$888	\$0	\$259	\$0
LINCOLN AFB AF FAC S-4 / NE79799F046900	2	0	2015	-	\$624	\$0	\$5,321	\$0

(1) Five-Year Review Completed, (2) Five-Year Review Underway, (3) Five-Year Review Planned for Future

Note: Totals reflect installation project funding allocated to individual sites and do not include program management and other support costs.

Table E-7 IRP/MMRP Status of Installations with FY11 to Completion Cost Estimate Less Than or Equal to \$10,000,000

Installation / FFID	Total Number of Sites		Final RC (FY)		Costs Incurred Through FY10 (\$000)		FY11 to Completion Cost Estimate (\$000)	
	IRP	MMRP	IRP	MMRP	IRP	MMRP	IRP	MMRP
Nebraska								
LINCOLN AFB AF FAC S-6 / NE79799F047000	1	0	2014	-	\$401	\$0	\$3,335	\$0
LINCOLN AFB AF FAC S-7 / NE79799F047100	1	0	2012	-	\$1,407	\$0	\$2,757	\$0
LINCOLN AFB AF FAC S-8 / NE79799F041300	2	0	2015	-	\$1,095	\$0	\$8,838	\$0
LINCOLN AFB NIKE BATTERY LI-01 / NE79799F045500	2	0	2014	-	\$357	\$0	\$2,455	\$0
LINCOLN AIR FORCE BASE / NE79799F045200	3	1	2016	2001	\$2,269	\$0	\$3,141	\$0
LINCOLN AMMO STOR ANX / NE79799F046500	3	1	2008	2034	\$523	\$100	\$0	\$4,964
MCCOOK PRE BOMB RGE NO 1 / NE79799F044100	0	1	-	2035	\$0	\$117	\$0	\$4,038
MCCOOK PRE BOMB RGE NO 2 / NE79799F044200	0	1	-	2033	\$0	\$119	\$0	\$4,282
OFFUTT AFB AF FAC S-2 / NE79799F045900	2	0	2011	-	\$10,846	\$0	\$3,906	\$0
OMAHA AF STA Z-71 / NE79799F050800	2	0	2013	-	\$327	\$0	\$945	\$0
PIERCE AIR TO GRN GNRY R / NE79799F044300	0	2	-	2039	\$0	\$142	\$0	\$4,257
PLATTSMOUTH RIFLE RANGE / NE79799F044400	0	1	-	2036	\$0	\$100	\$0	\$1,390
SCOTTSBLUFF AAF / NE79799F044500	0	1	-	2035	\$16	\$102	\$0	\$1,681
SCOTTSBLUFF HIGH ALT BMG RNG / NE79799F044600	0	1	-	2040	\$0	\$116	\$0	\$2,272
SCOTTSBLUFF MOV TARGET RNG / NE79799F044700	0	1	-	2025	\$0	\$102	\$0	\$1,383
STANTON LOW ALT BMG RNG / NE79799F044900	0	1	-	2039	\$0	\$118	\$0	\$2,272

Installation / FFID	Total Number of Sites		Final RC (FY)		Costs Incurred Through FY10 (\$000)		FY11 to Completion Cost Estimate (\$000)	
	IRP	MMRP	IRP	MMRP	IRP	MMRP	IRP	MMRP
Nevada								
ARMY								
JFHQ NV ARNG / NV92118320NG00	0	2	-	2021	\$0	\$217	\$0	\$1,941
AIR FORCE								
NELLIS AIR FORCE BASE / NV957212411000	54	13	2011	2014	\$59,804	\$3,610	\$1,439	\$757
RENO TAHOE INTERNATIONAL AIRPORT / NV957282589800	14	0	2011	-	\$7,002	\$0	\$711	\$0
FORMERLY USED DEFENSE SITES								
FORT MCDERMITT / NV99799F986000	1	0	2012	-	\$437	\$0	\$578	\$0
LAKE MEAD BASE / NV99799F601400	0	1	-	2070	\$0	\$180	\$0	\$7,031
NELLIS AIR FORCE RANGE, AREA E / NV99799F911100	0	1	-	2092	\$0	\$166	\$0	\$2,520
UNIONVILLE GAP FILLER ANNEX / NV99799F588700	1	0	2012	-	\$344	\$0	\$27	\$0

(1) Five-Year Review Completed, (2) Five-Year Review Underway, (3) Five-Year Review Planned for Future

Note: Totals reflect installation project funding allocated to individual sites and do not include program management and other support costs.

Table E-7 IRP/MMRP Status of Installations with FY11 to Completion Cost Estimate Less Than or Equal to \$10,000,000

Defense Environmental Restoration Program

Installation / FFID	Total Number of Sites		Final RC (FY)		Costs Incurred Through FY10 (\$000)		FY11 to Completion Cost Estimate (\$000)	
	IRP	MMRP	IRP	MMRP	IRP	MMRP	IRP	MMRP
New Hampshire								
ARMY								
COLD REGIONS RESEARCH LABORATORY / NH121082255600 / (3)	18	0	2024	-	\$13,465	\$0	\$4,777	\$0
AIR FORCE								
NEW BOSTON AIR FORCE STATION / NH157112402300 / (3)	12	9	1994	2017	\$367	\$14,816	\$75	\$495
PEASE AIR FORCE BASE / NH157282484700	2	0	2021	-	\$1,037	\$0	\$904	\$0
FORMERLY USED DEFENSE SITES								
GRENIER MIL AF / NH19799F208000	2	0	2012	-	\$387	\$0	\$18	\$0

Installation / FFID	Total Number of Sites		Final RC (FY)		Costs Incurred Through FY10 (\$000)		FY11 to Completion Cost Estimate (\$000)	
	IRP	MMRP	IRP	MMRP	IRP	MMRP	IRP	MMRP
New Jersey								
ARMY								
CAMP KILMER / NJ221402260600 / (1) / (3)	4	0	2016	-	\$4,068	\$0	\$574	\$0
JFHQ NJ ARNG / NJ22118340NG00	0	1	-	2012	\$0	\$92	\$0	\$281
SGT J.W. JOYCE KILMER USARC / NJ22104NJ00200	16	0	2011	-	\$140	\$0	\$290	\$0
USARC CAVEN POINT / NJ221042250100	15	0	2012	-	\$97	\$0	\$79	\$0
USARC LODI / NJ221042143700	8	0	2012	-	\$0	\$0	\$606	\$0
NAVY								
COLTS NECK NWS EARLE / NJ217002217200 / (1) / (3)	69	1	2037	2008	\$32,906	\$106	\$6,224	\$0
AIR FORCE								
ATLANTIC CITY AIRPORT / NJ257282844900	5	0	2017	-	\$2,157	\$0	\$1,637	\$0
FORT DIX / NJ221042027500 / (1) / (3)	45	7	2018	2018	\$19,129	\$401	\$1,074	\$2,077
LAKEHURST NAWCAD / NJ217002727400 / (1) / (3)	45	6	2049	2017	\$61,297	\$1,568	\$5,250	\$0
FORMERLY USED DEFENSE SITES								
ATLANTIC CITY NAS / NJ29799F895900	1	4	2015	2023	\$2,398	\$965	\$2,939	\$0
BELLE MEAD GEN DEPOT / NJ29799F094000	1	0	2026	-	\$0	\$0	\$526	\$0
BURLINGTON AAP / NJ29799F093900	2	0	2015	-	\$369	\$0	\$1,345	\$0
CAPE MAY BAT SITE / NJ29799F097300	1	1	2011	1995	\$13	\$0	\$103	\$0
CAVEN PT AR TER / NJ29799F692500	1	0	2017	-	\$13	\$0	\$1,253	\$0
CP KILMER / NJ29799F097200	1	1	2012	1996	\$9	\$0	\$310	\$0
DEAL TEST SITE / NJ29799F097800	1	0	2016	-	\$95	\$0	\$1,158	\$0
DENIS CREEK / NJ29799F104000	0	1	-	2023	\$0	\$135	\$0	\$1,901

(1) Five-Year Review Completed, (2) Five-Year Review Underway, (3) Five-Year Review Planned for Future

Note: Totals reflect installation project funding allocated to individual sites and do not include program management and other support costs.

Table E-7 IRP/MMRP Status of Installations with FY11 to Completion Cost Estimate Less Than or Equal to \$10,000,000

Installation / FFID	Total Number of Sites		Final RC (FY)		Costs Incurred Through FY10 (\$000)		FY11 to Completion Cost Estimate (\$000)	
	IRP	MMRP	IRP	MMRP	IRP	MMRP	IRP	MMRP
New Jersey								
FORT MOTT / NJ29799F098300	1	0	2011	-	\$281	\$0	\$94	\$0
GREENWICH / NJ29799F104400	0	1	-	2026	\$0	\$109	\$0	\$1,125
JEFFERS TARGET AREA / NJ29799F895800	0	1	-	2029	\$0	\$162	\$0	\$2,561
NAS CAPE MAY / NJ29799F104800	1	0	2019	-	\$58	\$0	\$4,724	\$0
NAV SHIPBLDG CORP / NJ29799F101600	1	0	2017	-	\$12	\$0	\$539	\$0
NAVAL BOMBING TARGET / NJ29799F958300	0	1	-	2026	\$0	\$149	\$0	\$3,314
NIKE BAT #23-25 / NJ29799F095500	1	0	2011	-	\$240	\$0	\$507	\$0
NIKE BAT NY 80 / NJ29799F094400	2	0	2017	-	\$62	\$0	\$469	\$0
NIKE NY 88 / NJ29799F095300	2	0	2026	-	\$13	\$0	\$400	\$0
NIKE NY 93/94 / NJ29799F095000	1	0	2028	-	\$0	\$0	\$0	\$0
NIKE NY-60 / NJ29799F094600	1	0	2017	-	\$13	\$0	\$161	\$0
NIKE NY-73 / NJ29799F095200	2	0	2011	-	\$449	\$0	\$0	\$0
NIKE PH 32 / NJ29799F095100	1	0	2016	-	\$0	\$0	\$56	\$0
NIKE PH 41/43 / NJ29799F094900	1	0	2017	-	\$0	\$0	\$0	\$0
NIKE PH 58 / NJ29799F094500	1	0	2027	-	\$0	\$0	\$0	\$0
PALERMO COMMU FAC / NJ29799F099300	2	0	2018	-	\$782	\$0	\$353	\$0
TUCKAHOE ROCKET RNG / NJ29799F104200	0	1	-	2023	\$0	\$144	\$0	\$8,569
WELLSBACH PLT NOBS 258 / NJ29799F104700	1	0	2017	-	\$12	\$0	\$442	\$0

Installation / FFID	Total Number of Sites		Final RC (FY)		Costs Incurred Through FY10 (\$000)		FY11 to Completion Cost Estimate (\$000)	
	IRP	MMRP	IRP	MMRP	IRP	MMRP	IRP	MMRP
New Mexico								
ARMY								
JFHQ NM ARNG / NM62118350NG00	0	10	-	2019	\$0	\$391	\$0	\$8,248
FORMERLY USED DEFENSE SITES								
CARLSBAD PBR #1 / NM69799F615100	0	1	-	2084	\$0	\$151	\$0	\$2,274
CARLSBAD PBR #10 / NM69799F616000	0	1	-	2085	\$0	\$135	\$0	\$2,274
CARLSBAD PBR #11 / NM69799F616100	0	1	-	2091	\$0	\$126	\$0	\$2,305
CARLSBAD PBR #12 / NM69799F616200	0	1	-	2085	\$0	\$140	\$0	\$2,274
CARLSBAD PBR #13 / NM69799F616300	0	1	-	2091	\$0	\$127	\$0	\$2,274
CARLSBAD PBR #14 / NM69799F616400	0	1	-	2086	\$0	\$132	\$0	\$2,319
CARLSBAD PBR #15 / NM69799F616500	0	1	-	2088	\$0	\$131	\$0	\$2,274
CARLSBAD PBR #16 / NM69799F616600	0	1	-	2085	\$0	\$127	\$0	\$2,274
CARLSBAD PBR #17 / NM69799F616700	0	1	-	2085	\$0	\$128	\$0	\$2,263
CARLSBAD PBR #18 / NM69799F616800	0	1	-	2088	\$0	\$133	\$0	\$2,274
CARLSBAD PBR #19 / NM69799F616900	0	1	-	2088	\$0	\$137	\$0	\$2,318
CARLSBAD PBR #2 / NM69799F615200	0	1	-	2092	\$0	\$148	\$0	\$2,274
CARLSBAD PBR #20 / NM69799F617000	0	1	-	2092	\$0	\$126	\$0	\$2,263
CARLSBAD PBR #21 / NM69799F617100	0	1	-	2092	\$0	\$193	\$0	\$2,306
CARLSBAD PBR #22 / NM69799F617200	0	1	-	2047	\$0	\$149	\$0	\$2,263
CARLSBAD PBR #23 / NM69799F617300	0	1	-	2085	\$0	\$174	\$0	\$2,305
CARLSBAD PBR #24 / NM69799F617400	0	1	-	2085	\$0	\$158	\$0	\$2,274

(1) Five-Year Review Completed, (2) Five-Year Review Underway, (3) Five-Year Review Planned for Future

Note: Totals reflect installation project funding allocated to individual sites and do not include program management and other support costs.

Table E-7 IRP/MMRP Status of Installations with FY11 to Completion Cost Estimate Less Than or Equal to \$10,000,000

Installation / FFID	Total Number of Sites		Final RC (FY)		Costs Incurred Through FY10 (\$000)		FY11 to Completion Cost Estimate (\$000)	
	IRP	MMRP	IRP	MMRP	IRP	MMRP	IRP	MMRP

New Mexico

CARLSBAD PBR #25 / NM69799F617500	0	1	-	2048	\$0	\$150	\$0	\$2,340
CARLSBAD PBR #26 / NM69799F617600	0	1	-	2092	\$0	\$150	\$0	\$2,319
CARLSBAD PBR #3 / NM69799F615300	0	1	-	2092	\$0	\$159	\$0	\$2,351
CARLSBAD PBR #4 / NM69799F615400	0	1	-	2085	\$0	\$139	\$0	\$2,351
CARLSBAD PBR #5 / NM69799F615500	0	1	-	2092	\$0	\$139	\$0	\$2,305
CARLSBAD PBR #6 / NM69799F615600	0	1	-	2092	\$0	\$138	\$0	\$2,305
CARLSBAD PBR #7 / NM69799F615700	0	1	-	2091	\$0	\$139	\$0	\$2,274
CARLSBAD PBR #8 / NM69799F615800	0	1	-	2091	\$0	\$139	\$0	\$2,274
CARLSBAD PBR #9 / NM69799F615900	0	1	-	2091	\$0	\$132	\$0	\$2,274
CLO AFB NARA VI PBR #1 / NM69799F617800	0	1	-	2069	\$0	\$238	\$0	\$9,140
DEMING AAF / NM69799F618400	5	3	2014	2092	\$1,528	\$310	\$1,057	\$1,701
DEMING AAF PBR #1 / NM69799F618900	0	1	-	2067	\$0	\$219	\$0	\$3,752
DEMING AAF PBR #10 / NM69799F619800	0	1	-	2066	\$0	\$123	\$0	\$3,196
DEMING AAF PBR #11 / NM69799F619900	0	1	-	2041	\$0	\$126	\$0	\$3,082
DEMING AAF PBR #12 / NM69799F620000	0	1	-	2093	\$0	\$108	\$0	\$3,418
DEMING AAF PBR #13 / NM69799F620100	0	1	-	2070	\$0	\$118	\$0	\$3,542
DEMING AAF PBR #14 / NM69799F620200	0	1	-	2066	\$0	\$128	\$0	\$3,556
DEMING AAF PBR #15 / NM69799F620300	0	1	-	2070	\$0	\$127	\$0	\$3,477
DEMING AAF PBR #16 / NM69799F620400	0	1	-	2070	\$0	\$123	\$0	\$3,285

Installation / FFID	Total Number of Sites		Final RC (FY)		Costs Incurred Through FY10 (\$000)		FY11 to Completion Cost Estimate (\$000)	
	IRP	MMRP	IRP	MMRP	IRP	MMRP	IRP	MMRP

New Mexico

DEMING AAF PBR #17 / NM69799F620500	0	1	-	2071	\$0	\$110	\$0	\$4,254
DEMING AAF PBR #18 / NM69799F620600	0	1	-	2070	\$0	\$108	\$0	\$3,543
DEMING AAF PBR #19 / NM69799F620700	0	1	-	2071	\$0	\$111	\$0	\$4,262
DEMING AAF PBR #2 / NM69799F619000	0	1	-	2041	\$0	\$217	\$0	\$3,793
DEMING AAF PBR #20 / NM69799F620800	0	1	-	2065	\$0	\$124	\$0	\$3,186
DEMING AAF PBR #21 / NM69799F620900	0	1	-	2068	\$0	\$119	\$0	\$4,254
DEMING AAF PBR #22 / NM69799F621000	0	1	-	2041	\$0	\$126	\$0	\$3,218
DEMING AAF PBR #23 / NM69799F621100	0	1	-	2069	\$0	\$116	\$0	\$4,254
DEMING AAF PBR #24 / NM69799F621200	0	1	-	2069	\$0	\$118	\$0	\$4,254
DEMING AAF PBR #3 / NM69799F619100	0	1	-	2068	\$0	\$114	\$0	\$3,687
DEMING AAF PBR #4 / NM69799F619200	0	1	-	2070	\$0	\$111	\$0	\$3,419
DEMING AAF PBR #5 / NM69799F619300	0	1	-	2066	\$0	\$127	\$0	\$3,622
DEMING AAF PBR #6 / NM69799F619400	0	1	-	2069	\$0	\$132	\$0	\$3,543
DEMING AAF PBR #7 / NM69799F619500	0	1	-	2092	\$0	\$173	\$0	\$2,440
DEMING AAF PBR #8 / NM69799F619600	0	1	-	2071	\$0	\$137	\$0	\$3,545
DEMING AAF PBR #9 / NM69799F619700	0	1	-	2065	\$0	\$139	\$0	\$3,082
HAFB UPPER ARC / NM69799F622900	1	0	-	-	\$0	\$0	\$763	\$0
HOBBS PBR #12 / NM69799F623600	0	1	-	2065	\$0	\$118	\$0	\$4,253
HOBBS PBR #14 / NM69799F623700	0	1	-	2075	\$0	\$118	\$0	\$3,395

(1) Five-Year Review Completed, (2) Five-Year Review Underway, (3) Five-Year Review Planned for Future

Note: Totals reflect installation project funding allocated to individual sites and do not include program management and other support costs.

Table E-7 IRP/MMRP Status of Installations with FY11 to Completion Cost Estimate Less Than or Equal to \$10,000,000

Installation / FFID	Total Number of Sites		Final RC (FY)		Costs Incurred Through FY10 (\$000)		FY11 to Completion Cost Estimate (\$000)	
	IRP	MMRP	IRP	MMRP	IRP	MMRP	IRP	MMRP

New Mexico

HOBBS PBR #16 / NM69799F623900	0	1	-	2075	\$0	\$118	\$0	\$3,529
HOBBS PBR #6 / NM69799F623300	0	1	-	2073	\$0	\$184	\$0	\$3,395
HOBBS PBR #7 / NM69799F623400	0	1	-	2070	\$0	\$118	\$0	\$3,395
KAFB PBR 22 TRGT S-9 / NM69799F908400	0	1	-	2066	\$0	\$110	\$0	\$3,003
KIRTLAND AFB DEM BOMB RGE / NM69799F624900	0	1	-	2063	\$0	\$186	\$0	\$3,228
KIRTLAND AFB PBR #N-10 / NM69799F625200	0	1	-	2065	\$0	\$162	\$0	\$2,871
KIRTLAND AFB PBR #N-12 / NM69799F625300	0	1	-	2074	\$0	\$149	\$0	\$3,603
KIRTLAND AFB PBR #N13 / NM69799F624400	0	1	-	2073	\$0	\$112	\$0	\$3,371
KIRTLAND AFB PBR #N-14 / NM69799F625500	0	1	-	2068	\$0	\$112	\$0	\$3,376
KIRTLAND AFB PBR #N-8 / NM69799F625000	0	1	-	2068	\$0	\$165	\$0	\$3,370
KIRTLAND AFB PBR #N-9 / NM69799F625100	0	1	-	2074	\$0	\$163	\$0	\$3,257
KIRTLAND AFB PBR #S10 / NM69799F624300	0	1	-	2065	\$0	\$252	\$0	\$2,798
KIRTLAND AFB PBR #S-11 / NM69799F624400	0	1	-	2074	\$0	\$264	\$0	\$3,302
KIRTLAND AFB PBR #S-12 / NM69799F624500	0	1	-	2066	\$0	\$268	\$0	\$3,196
KIRTLAND AFB PBR #S-13 / NM69799F624600	0	1	-	2074	\$0	\$248	\$0	\$3,604
KIRTLAND AFB PBR #S-14 / NM69799F624700	0	1	-	2067	\$0	\$211	\$0	\$3,921
KIRTLAND AFB PBR #S-15 / NM69799F624800	0	1	-	2074	\$0	\$213	\$0	\$4,078
KIRTLAND AFB PBR 15, TRGT S-2 / NM69799F907700	0	1	-	2067	\$0	\$301	\$0	\$3,114
KIRTLAND AFB PBR 16 TRGT S-3 / NM69799F907800	0	1	-	2067	\$0	\$312	\$0	\$3,396

Installation / FFID	Total Number of Sites		Final RC (FY)		Costs Incurred Through FY10 (\$000)		FY11 to Completion Cost Estimate (\$000)	
	IRP	MMRP	IRP	MMRP	IRP	MMRP	IRP	MMRP

New Mexico

KIRTLAND AFB PBR 17, TRGT S-4 / NM69799F907900	0	1	-	2067	\$0	\$297	\$0	\$3,202
KIRTLAND AFB PBR 18, TRGT S-5 / NM69799F908000	0	1	-	2093	\$0	\$366	\$0	\$3,302
KIRTLAND AFB PBR 19 TRGT S-6 / NM69799F908100	0	1	-	2065	\$0	\$297	\$0	\$2,730
KIRTLAND AFB PBR 20 TRGT S-7 / NM69799F908200	0	1	-	2067	\$0	\$97	\$0	\$3,059
KIRTLAND AFB PBR 21 TRGT S-8 / NM69799F908300	0	1	-	2067	\$0	\$100	\$0	\$3,002
KIRTLAND AFB PBR 4 TRGT N-7 / NM69799F907400	0	1	-	2067	\$0	\$345	\$0	\$3,369
KIRTLAND AFB PBR 8 TRGT N-11 / NM69799F907500	0	1	-	2065	\$0	\$10	\$0	\$3,421
KIRTLAND AFB PBR N1 N3 / NM69799F624100	0	1	-	2016	\$0	\$5,431	\$0	\$7,691
KIRTLAND PBR 3, TRGT N-6 / NM69799F907300	0	1	-	2067	\$0	\$387	\$0	\$3,676
LAS CRUCES AFS M-95 / NM69799F625900	5	0	2012	-	\$619	\$0	\$112	\$0
LOS LUNAS AIRFORCE RANGE / NM69799F907600	0	1	-	2067	\$0	\$8	\$0	\$3,306
PBR-2 TARGET N-5 / NM69799F902800	0	1	-	2063	\$0	\$153	\$0	\$2,573
ST NAZAIRE PBR #5 / NM69799F626600	0	1	-	2067	\$0	\$155	\$0	\$4,253
TIERRA AMARILLA AFS P-8 / NM69799F627200	1	0	2013	-	\$143	\$0	\$277	\$0
WAFB DEM BOMB RGE #35 / NM69799F629400	0	1	-	2087	\$0	\$134	\$0	\$2,347
WAFB ROSWELL N-1 PBR #17 / NM69799F631300	0	1	-	2086	\$0	\$142	\$0	\$2,207
WAFB ROSWELL N-10 PBR #10 / NM69799F630700	0	1	-	2085	\$0	\$144	\$0	\$2,351
WAFB ROSWELL N-11 PBR #28 / NM69799F631900	0	1	-	2092	\$0	\$159	\$0	\$2,250
WAFB ROSWELL N-12 PBR #27 / NM69799F631800	0	1	-	2086	\$0	\$144	\$0	\$2,680

(1) Five-Year Review Completed, (2) Five-Year Review Underway, (3) Five-Year Review Planned for Future

Note: Totals reflect installation project funding allocated to individual sites and do not include program management and other support costs.

Table E-7 IRP/MMRP Status of Installations with FY11 to Completion Cost Estimate Less Than or Equal to \$10,000,000

Installation / FFID	Total Number of Sites		Final RC (FY)		Costs Incurred Through FY10 (\$000)		FY11 to Completion Cost Estimate (\$000)	
	IRP	MMRP	IRP	MMRP	IRP	MMRP	IRP	MMRP
New Mexico								
WAFB ROSWELL N-2 PBR #19 / NM69799F631400	0	1	-	2092	\$0	\$132	\$0	\$2,263
WAFB ROSWELL N-7 PBR #8 / NM69799F630500	0	1	-	2086	\$0	\$159	\$0	\$2,318
WAFB ROSWELL N-8 PBR #11 / NM69799F630800	0	1	-	2092	\$0	\$150	\$0	\$2,307
WAFB ROSWELL N-9 PBR #9 / NM69799F630600	0	1	-	2092	\$0	\$145	\$0	\$2,382
WAFB ROSWELL PBR #13 / NM69799F631000	0	1	-	2092	\$0	\$124	\$0	\$2,263
WAFB ROSWELL PBR #14 / NM69799F631100	0	1	-	2086	\$0	\$143	\$0	\$2,351
WAFB ROSWELL PBR #16 / NM69799F631200	0	1	-	2092	\$0	\$262	\$0	\$2,263
WAFB ROSWELL PBR #21 / NM69799F631500	0	1	-	2086	\$0	\$191	\$0	\$2,274
WAFB ROSWELL PBR #22 / NM69799F631600	0	1	-	2085	\$0	\$138	\$0	\$2,351
WAFB ROSWELL S-10 / NM69799F629500	0	1	-	2092	\$0	\$245	\$0	\$2,390
WAFB ROSWELL S-11 PBR #1 / NM69799F630000	0	1	-	2086	\$0	\$172	\$0	\$2,368
WAFB ROSWELL S-12 PBR #25 / NM69799F631700	0	1	-	2092	\$0	\$132	\$0	\$2,306
WAFB ROSWELL S-14 PBR #33 / NM69799F632100	0	1	-	2085	\$0	\$142	\$0	\$2,307
WAFB ROSWELL S-17 PBR #32 / NM69799F632000	0	1	-	2049	\$0	\$141	\$0	\$2,306
WAFB ROSWELL S-18 PBR #34 / NM69799F632200	0	1	-	2065	\$0	\$155	\$0	\$3,648
WAFB ROSWELL S-6 PBR #6 / NM69799F630300	0	1	-	2086	\$0	\$137	\$0	\$2,318
WAFB ROSWELL S-7 PBR #7 / NM69799F630400	0	1	-	2075	\$0	\$142	\$0	\$3,530
WAFB ROSWELL S-8 PBR #4 / NM69799F630100	0	1	-	2092	\$0	\$159	\$0	\$2,318
WAFB ROSWELL S-9 PBR #5 / NM69799F630200	0	1	-	2092	\$0	\$147	\$0	\$2,306

Installation / FFID	Total Number of Sites		Final RC (FY)		Costs Incurred Through FY10 (\$000)		FY11 to Completion Cost Estimate (\$000)	
	IRP	MMRP	IRP	MMRP	IRP	MMRP	IRP	MMRP
New York								
ARMY								
AFRC ALBANY / NY221042141200	9	0	2012	-	\$0	\$0	\$605	\$0
FORT DRUM / NY221402028100	66	0	2015	-	\$87,576	\$0	\$6,989	\$0
FORT HAMILTON / NY221022039500	13	5	2014	2008	\$583	\$185	\$531	\$0
JFHQ NY ARNG / NY22118360NG00	0	23	-	2021	\$0	\$1,118	\$0	\$6,699
SENECA ARMY DEPOT ACTIVITY / NY221382083000 / (3)	72	13	2022	2013	\$92,687	\$12,819	\$3,558	\$2,092
USARC NIAGARA FALLS (AMSA 5) / NY221041DMZ200	26	0	2015	-	\$121	\$0	\$1,567	\$0
AIR FORCE								
FRANCIS S. GABRESKI (WEST HAMPTON) / NY257282424900	12	0	2013	-	\$12,211	\$0	\$948	\$0
HANCOCK FIELD / NY257282547500	16	2	2014	2014	\$6,129	\$0	\$1,410	\$1,426
NIAGARA FALLS INTERNATIONAL AIRPORT ARS / NY257122427300	15	0	2021	-	\$10,876	\$0	\$1,613	\$0
SCHENECTADY AIRPORT / NY257282589700	6	0	2012	-	\$3,899	\$0	\$221	\$0
FORMERLY USED DEFENSE SITES								
AFPLT NO 18 / NY29799F111400	1	0	2019	-	\$81	\$0	\$892	\$0
AFPLT NO 51 / NY29799F111700	3	0	2010	-	\$2,616	\$0	\$260	\$0
AFPLT NO 68 / NY29799F111800	1	0	2016	-	\$0	\$0	\$0	\$0
ATL BASIN IRON WORKS / NY29799F130100	1	0	2019	-	\$16	\$0	\$207	\$0
BANGOR GAP FIL AX / NY29799F112700	2	0	2017	-	\$13	\$0	\$94	\$0
CARTWRIGHT IS BOMB TAR / NY29799F129700	0	1	-	2044	\$0	\$151	\$0	\$1,755
CHARLOTTE CEN GFA / NY29799F114000	1	0	2017	-	\$13	\$0	\$98	\$0

(1) Five-Year Review Completed, (2) Five-Year Review Underway, (3) Five-Year Review Planned for Future

Note: Totals reflect installation project funding allocated to individual sites and do not include program management and other support costs.

Table E-7 IRP/MMRP Status of Installations with FY11 to Completion Cost Estimate Less Than or Equal to \$10,000,000

Installation / FFID	Total Number of Sites		Final RC (FY)		Costs Incurred Through FY10 (\$000)		FY11 to Completion Cost Estimate (\$000)	
	IRP	MMRP	IRP	MMRP	IRP	MMRP	IRP	MMRP

New York

COLD SPRING FOUNDRY / NY29799F980900	0	2	-	2023	\$0	\$4,835	\$0	\$0
ELMIRA SUB DEPOT / NY29799F108900	1	0	2017	-	\$13	\$0	\$176	\$0
ENGINEER SCH / NY29799F106700	3	0	2019	-	\$3,538	\$0	\$5,339	\$0
FLOYD BENNETT FLD / NY29799F692300	2	0	2018	-	\$1,559	\$0	\$3,614	\$0
FORT H G WRIGHT / NY29799F114900	0	1	-	2027	\$0	\$273	\$0	\$1,092
FORT JAY / NY29799F115000	0	1	-	2037	\$0	\$179	\$0	\$883
FORT MICHIE / NY29799F115100	1	1	2017	2050	\$0	\$197	\$626	\$2,152
FORT SLOCUM / NY29799F115500	2	1	2020	2048	\$56	\$17	\$4,184	\$1,602
FORT SLOCUM-NEPTUNE / NY29799F115600	1	0	2019	-	\$16	\$0	\$268	\$0
FT TILDEN / NY29799F692200	6	1	2016	2025	\$736	\$243	\$1,209	\$2,669
LOCKPORT AFS / NY29799F127400	2	0	2020	-	\$1,320	\$0	\$7,923	\$0
MADISON BKS TRGT R / NY29799F109000	1	1	1997	2025	\$140	\$179	\$0	\$1,541
MILITARY OCEAN TER / NY29799F117600	1	0	2027	-	\$0	\$0	\$2,203	\$0
MIT COMM FAC AX #1 REC / NY29799F117900	2	0	2017	-	\$13	\$0	\$207	\$0
MONTAUK NAVAL SUB BASE / NY29799F127000	1	1	2010	2038	\$12	\$203	\$0	\$2,694
MONTGOMERY AUX FLD #1 / NY29799F118200	1	0	2017	-	\$13	\$0	\$180	\$0
NAV HOSPITAL / NY29799F126700	1	0	2026	-	\$0	\$0	\$0	\$0
NAVSTORHOUSE-SHIPYARD / NY29799F129500	1	0	2017	-	\$12	\$0	\$155	\$0
NAVY & MARINE CNTR #3 / NY29799F953600	1	0	2016	-	\$5	\$0	\$458	\$0

Installation / FFID	Total Number of Sites		Final RC (FY)		Costs Incurred Through FY10 (\$000)		FY11 to Completion Cost Estimate (\$000)	
	IRP	MMRP	IRP	MMRP	IRP	MMRP	IRP	MMRP

New York

NAVY BARRACKS BKLYN / NY29799F785200	1	0	2017	-	\$12	\$0	\$330	\$0
NAVY TRAINING SCHOOL / NY29799F954700	1	0	2019	-	\$0	\$0	\$160	\$0
NIKE BAT NY 15 LAUNCH / NY29799F729500	2	0	2016	-	\$0	\$0	\$178	\$0
NIKE BU 18 / NY29799F107500	1	0	2019	-	\$108	\$0	\$228	\$0
NIKE BU 34/35 / NY29799F107600	2	0	2017	-	\$202	\$0	\$734	\$0
NIKE BU 51/52 / NY29799F107800	2	0	2019	-	\$302	\$0	\$2,198	\$0
NIKE NF 03 / NY29799F107400	1	0	2013	-	\$125	\$0	\$200	\$0
NIKE NY 04/05 / NY29799F106900	1	0	2018	-	\$0	\$0	\$206	\$0
NIKE NY 09 / NY29799F108600	1	0	2017	-	\$13	\$0	\$165	\$0
NIKE NY 29/30 / NY29799F108300	1	0	-	-	\$0	\$0	\$56	\$0
NORTHEASTERN INDUSTRIAL PARK / NY29799F105400	4	0	2014	-	\$6,145	\$0	\$4,406	\$0
OSWEGATCHIE GAP FIL AX / NY29799F119400	1	0	2017	-	\$16	\$0	\$102	\$0
PLATTSBURG OTR MK AUX / NY29799F119900	1	0	2016	-	\$16	\$0	\$82	\$0
PLATTSBURGH ATLAS S-1 / NY29799F109200	1	0	2017	-	\$0	\$0	\$128	\$0
PLATTSBURGH ATLAS S-10 / NY29799F110100	1	0	2018	-	\$0	\$0	\$915	\$0
PLATTSBURGH ATLAS S-11 / NY29799F110200	3	0	2029	-	\$2,806	\$0	\$1,885	\$0
PLATTSBURGH ATLAS S-12 / NY29799F110300	1	0	2021	-	\$0	\$0	\$0	\$0
PLATTSBURGH ATLAS S-4 / NY29799F109500	2	0	2016	-	\$20	\$0	\$176	\$0
PLATTSBURGH ATLAS S-5 / NY29799F109600	1	0	2013	-	\$0	\$0	\$174	\$0

(1) Five-Year Review Completed, (2) Five-Year Review Underway, (3) Five-Year Review Planned for Future

Note: Totals reflect installation project funding allocated to individual sites and do not include program management and other support costs.

Table E-7 IRP/MMRP Status of Installations with FY11 to Completion Cost Estimate Less Than or Equal to \$10,000,000

Installation / FFID	Total Number of Sites		Final RC (FY)		Costs Incurred Through FY10 (\$000)		FY11 to Completion Cost Estimate (\$000)	
	IRP	MMRP	IRP	MMRP	IRP	MMRP	IRP	MMRP
New York								
PLATTSBURGH ATLAS S-6 / NY29799F109700	1	0	2013	-	\$0	\$0	\$197	\$0
PLATTSBURGH ATLAS S-8 / NY29799F109900	1	0	2013	-	\$0	\$0	\$137	\$0
PLATTSBURGH ATLAS S-9 / NY29799F110000	1	0	2019	-	\$0	\$0	\$1,517	\$0
ROOSEVELT FIELD / NY29799F871000	1	0	-	-	\$57	\$0	\$56	\$0
ROTTERDAM INDUST. PARK / NY29799F730600	2	0	2017	-	\$517	\$0	\$586	\$0
SAMPSON AFB / NY29799F759100	3	1	2028	2009	\$1,190	\$346	\$2,372	\$0
SHO BEA FIRE CON STA / NY29799F121100	1	0	2016	-	\$0	\$0	\$1	\$0
STE OBS LIGHT ANX / NY29799F121900	1	0	2016	-	\$0	\$0	\$90	\$0
STE OUTER MARK AX / NY29799F122000	1	0	2013	-	\$16	\$0	\$140	\$0
STERLING ENGINE CO / NY29799F130700	1	0	2018	-	\$12	\$0	\$253	\$0
STEWART AFB / NY29799F121400	2	0	2020	-	\$906	\$0	\$4,723	\$0
SUTTON COR GAP FIL AX / NY29799F122600	1	0	2016	-	\$16	\$0	\$98	\$0
SWINBURNE ISL S/LIGHT / NY29799F122700	2	0	2027	-	\$16	\$0	\$411	\$0
SYOSSET NAV INDRESACFT / NY29799F125200	1	0	2016	-	\$16	\$0	\$235	\$0
SYRACUSE AAF / NY29799F123200	1	0	2011	-	\$868	\$0	\$0	\$0
SYRACUSE AFS MCC-10 / NY29799F122800	1	0	2016	-	\$13	\$0	\$132	\$0
US NAV TRG DEVICE CEN / NY29799F126300	2	1	2018	2049	\$114	\$154	\$546	\$5,018
WATERTOWN AF STA 249 / NY29799F128600	1	0	2016	-	\$16	\$0	\$63	\$0

Installation / FFID	Total Number of Sites		Final RC (FY)		Costs Incurred Through FY10 (\$000)		FY11 to Completion Cost Estimate (\$000)	
	IRP	MMRP	IRP	MMRP	IRP	MMRP	IRP	MMRP
North Carolina								
ARMY								
FORT BRAGG / NC421402012100 / (1) / (3)	90	1	2040	2013	\$29,115	\$360	\$7,450	\$0
JFHQ NC ARNG / NC42118370NG00	0	1	-	2012	\$0	\$85	\$0	\$225
AIR FORCE								
CHARLOTTE DOUGLAS INTERNATIONAL AIRPORT / NC457282589400	2	0	2016	-	\$4,062	\$0	\$4,084	\$0
POPE AIR FORCE BASE / NC457212447500	25	6	2013	2014	\$20,543	\$1,541	\$2,504	\$1,150
SEYMOUR JOHNSON AIR FORCE BASE / NC457212447400 / (3)	40	12	2011	2014	\$37,527	\$570	\$1,861	\$5,620
FORMERLY USED DEFENSE SITES								
CAMPBELL ISLAND / NC49799F971800	0	1	-	2062	\$0	\$168	\$0	\$5,964
COROLLA NAVAL TARGET / NC49799F887400	0	1	-	2016	\$0	\$897	\$0	\$3,379
FORT FISHER / NC49799F489600	0	1	-	2023	\$0	\$193	\$0	\$5,358
JOCKEY'S RIDGE / NC49799F972000	0	1	-	2035	\$0	\$175	\$0	\$1,843
MANTEO NAV AUX AIR ST / NC49799F790300	1	0	2014	-	\$1,195	\$0	\$850	\$0
NAAS EDENTON / NC49799F483300	3	1	2009	2045	\$3,909	\$234	\$3,908	\$3,258
SOUTHERN SHORES / NC49799F972900	0	1	-	2031	\$0	\$150	\$0	\$6,404
WEEKSVILLE NAV AIR FAC / NC49799F491100	3	0	2000	-	\$885	\$0	\$0	\$0

(1) Five-Year Review Completed, (2) Five-Year Review Underway, (3) Five-Year Review Planned for Future

Note: Totals reflect installation project funding allocated to individual sites and do not include program management and other support costs.

Table E-7 IRP/MMRP Status of Installations with FY11 to Completion Cost Estimate Less Than or Equal to \$10,000,000

Installation / FFID	Total Number of Sites		Final RC (FY)		Costs Incurred Through FY10 (\$000)		FY11 to Completion Cost Estimate (\$000)	
	IRP	MMRP	IRP	MMRP	IRP	MMRP	IRP	MMRP
North Dakota								
ARMY								
JFHQ ND ARNG / ND82118380NG00	0	7	-	2020	\$0	\$273	\$0	\$3,533
AIR FORCE								
CAVALIER AIR FORCE STATION / ND857112889500	6	1	2007	2014	\$425	\$0	\$0	\$0
GRAND FORKS AIR FORCE BASE / ND857212475900 / (1) / (3)	11	2	2024	2005	\$16,806	\$0	\$7,145	\$0
HECTOR FIELD INTERNATIONAL AIRPORT / ND857282592400	11	6	2015	2016	\$2,048	\$1,301	\$2,229	\$4,595

Installation / FFID	Total Number of Sites		Final RC (FY)		Costs Incurred Through FY10 (\$000)		FY11 to Completion Cost Estimate (\$000)	
	IRP	MMRP	IRP	MMRP	IRP	MMRP	IRP	MMRP
Northern Mariana Islands								
FORMERLY USED DEFENSE SITES								
AMERICAN MEMORIAL PARK / CN99799F373300	1	0	2018	-	\$559	\$0	\$2,763	\$0
EDONI SITE / CN99799F739100	1	0	2019	-	\$1,096	\$0	\$3,864	\$0
HOSPITAL DUMP SITE / CN99799F373100	1	0	2018	-	\$109	\$0	\$1,388	\$0
KOBLER NAVAL SUPPLY CENTER / CN99799F844500	2	0	2020	-	\$913	\$0	\$2,290	\$0
MARPI POINT FIELD / CN99799F737700	0	1	-	2088	\$0	\$277	\$0	\$4,981
NAFTAN ORDNANCE DISPOSAL / CN99799F372600	0	1	-	2063	\$0	\$126	\$0	\$4,396
TANAPAG FUEL FARM / CN99799F947300	2	0	2020	-	\$769	\$0	\$9,834	\$0

(1) Five-Year Review Completed, (2) Five-Year Review Underway, (3) Five-Year Review Planned for Future

Note: Totals reflect installation project funding allocated to individual sites and do not include program management and other support costs.

Table E-7 IRP/MMRP Status of Installations with FY11 to Completion Cost Estimate Less Than or Equal to \$10,000,000

Installation / FFID	Total Number of Sites		Final RC (FY)		Costs Incurred Through FY10 (\$000)		FY11 to Completion Cost Estimate (\$000)	
	IRP	MMRP	IRP	MMRP	IRP	MMRP	IRP	MMRP
Ohio								
ARMY								
JFHQ OH ARNG / OH52118390NG00	0	5	-	2021	\$0	\$327	\$0	\$4,159
USARC KINGS MILLS (AMSA 59) / OH52104OH07900 / (3)	12	0	2012	-	\$2,024	\$0	\$80	\$0
AIR FORCE								
AIR FORCE PLANT 36 / OH557172462300 / (3)	33	0	2020	-	\$7,957	\$0	\$731	\$0
AIR FORCE PLANT 85 / OH557172887000	13	0	2022	-	\$7,273	\$0	\$7,757	\$0
GENTILE AFS / OH597152435700 / (1) / (3)	22	0	2028	-	\$4,922	\$0	\$1,916	\$0
NEWARK AFB / OH557002465000 / (1) / (3)	14	0	2012	-	\$6,472	\$0	\$1,761	\$0
RICKENBACKER AIR GUARD BASE / OH557282454400	2	0	2012	-	\$1,091	\$0	\$305	\$0
RICKENBACKER ANGB / OH557002454400 / (1) / (3)	45	0	2036	-	\$26,868	\$0	\$7,935	\$0
SPRINGFIELD-BECKLEY MUNICIPAL AIRPORT / OH557282587300	6	0	2014	-	\$2,643	\$0	\$2,094	\$0
TOLEDO EXPRESS AIRPORT / OH557282843600	9	1	2009	2018	\$5,822	\$0	\$43	\$38
DEFENSE LOGISTICS AGENCY								
DSC COLUMBUS / OH597153922500	26	0	2021	-	\$3,549	\$0	\$0	\$0
FORMERLY USED DEFENSE SITES								
CLEVELAND PLANT / OH59799F883400	0	1	-	2011	\$0	\$3,148	\$0	\$372
CLEVELAND TANK TESTING FARM / OH59799F348100	1	0	2019	-	\$266	\$0	\$693	\$0
CLINTON COUNTY AIR FORCE BASE / OH59799F873200	1	0	2014	-	\$63	\$0	\$1,295	\$0
COLUMBUS NAVAL AIR STATION / OH59799F862600	2	0	2015	-	\$756	\$0	\$854	\$0
ERIE ARMY DEPOT / OH59799F364500	5	2	2009	2009	\$2,363	\$3,493	\$33	\$1,377
LORDSTOWN ORDNANCE DEPOT / OH59799F367400	4	1	2020	2002	\$6,493	\$16	\$6,652	\$0

Installation / FFID	Total Number of Sites		Final RC (FY)		Costs Incurred Through FY10 (\$000)		FY11 to Completion Cost Estimate (\$000)	
	IRP	MMRP	IRP	MMRP	IRP	MMRP	IRP	MMRP
Ohio								
MARION ENGINEER DEPOT / OH59799F367500 / (1) / (3)	2	0	2015	-	\$35,782	\$0	\$1,145	\$0
NIKE CL-48 - GARFIELD HEIGHTS / OH59799F365600	1	0	2015	-	\$1,390	\$0	\$584	\$0
ROSSFORD AD / OH59799F367800	3	1	2019	2008	\$801	\$0	\$1,184	\$0
SCIOTO ORDNANCE PLANT / OH59799F371500	2	1	2012	2003	\$8,749	\$17	\$1,326	\$0
WILKINS AIR FORCE STATION / OH59799F371300	2	0	2014	-	\$1,917	\$0	\$3,124	\$0
YOUNGSTOWN MUNIC AIRPORT / OH59799F370200	1	0	2015	-	\$97	\$0	\$1,270	\$0

(1) Five-Year Review Completed, (2) Five-Year Review Underway, (3) Five-Year Review Planned for Future

Note: Totals reflect installation project funding allocated to individual sites and do not include program management and other support costs.

Table E-7 IRP/MMRP Status of Installations with FY11 to Completion Cost Estimate Less Than or Equal to \$10,000,000

Defense Environmental Restoration Program

Installation / FFID	Total Number of Sites		Final RC (FY)		Costs Incurred Through FY10 (\$000)		FY11 to Completion Cost Estimate (\$000)	
	IRP	MMRP	IRP	MMRP	IRP	MMRP	IRP	MMRP
Oklahoma								
ARMY								
CAMP GRUBER / OK621184028000	1	0	2011	-	\$960	\$0	\$15	\$0
JFHQ OK ARNG / OK62118400NG00	0	3	-	2021	\$0	\$117	\$0	\$785
AIR FORCE								
TULSA INTERNATIONAL AIRPORT / OK657282588700	3	0	2021	-	\$1,005	\$0	\$410	\$0
WILL ROGERS WORLD AIRPORT / OK69799F730100	12	0	2021	-	\$0	\$0	\$2,698	\$0
FORMERLY USED DEFENSE SITES								
ARDMORE AIR FORCE BASE / OK69799F637600	3	1	2013	2007	\$3,828	\$249	\$5,730	\$0
CLINTON SHERMAN AFB / OK69799F636100 / (3)	4	4	2006	2069	\$17,360	\$194	\$5,795	\$1,285
DELHI AUXILIARY AIR FIELD / OK69799F643300	0	1	-	2068	\$0	\$248	\$0	\$1,970
FREDERICK AIRPORT INDUSTRIAL PARK / OK69799F638300	2	3	2005	2068	\$286	\$170	\$0	\$1,234
GR SALT PL BOMB RGE / OK69799F636900	0	4	-	2048	\$0	\$4,017	\$0	\$2,871
MUSKOGEE AUX AF / OK69799F639800	0	1	-	2039	\$0	\$155	\$0	\$1,215
SHAWNEE NAVAL AIR STATION / OK69799F639100	1	1	1998	2068	\$402	\$168	\$0	\$1,173

Installation / FFID	Total Number of Sites		Final RC (FY)		Costs Incurred Through FY10 (\$000)		FY11 to Completion Cost Estimate (\$000)	
	IRP	MMRP	IRP	MMRP	IRP	MMRP	IRP	MMRP
Oregon								
ARMY								
JFHQ OR ARNG / OR02118410NG00	0	7	-	2019	\$0	\$330	\$0	\$1,239
NAVY								
COOS HEAD NAV OCEAN PROCESSING FAC. / OR017002438400	1	0	2017	-	\$595	\$0	\$189	\$0
AIR FORCE								
CAMP RILEA / OR000000000003	3	0	2021	-	\$0	\$0	\$887	\$0
COOS HEAD AIR NATIONAL GUARD STATION / OR057282438400	2	4	2014	2013	\$1,885	\$4,374	\$1,216	\$184
KLAMATH FALLS IAP (KINGSLEY FIELD) / OR057282889700	10	3	2015	2015	\$6,526	\$0	\$1,738	\$2,370
PORTLAND INTERNATIONAL AIRPORT / OR057282426400 / (3)	11	0	2021	-	\$16,357	\$0	\$494	\$0
SOUTH PORTLAND FACILITY / ME157282727700	7	0	2021	-	\$0	\$0	\$1,263	\$0
FORMERLY USED DEFENSE SITES								
COLD SPRINGS BOMBING RANGE / OR09799F308800	0	1	-	2052	\$0	\$126	\$0	\$9,180
KINGSLEY FIELD / OR09799F853900	2	0	2011	-	\$795	\$0	\$350	\$0
NORTH BEND AIRPORT / OR09799F808500	2	1	1998	2055	\$438	\$116	\$0	\$1,970
PORTLAND AIR BASE / OR09799F034200	0	1	-	2023	\$0	\$328	\$0	\$4,087
S E OREGON GUNNERY RANGE / OR09799F313600	0	1	-	2064	\$0	\$100	\$0	\$4,518
SWAN ISLAND NAVAL-MARINE CORPS RESERVE CENTER / OR09799F874900	1	0	-	-	\$286	\$0	\$79	\$0

(1) Five-Year Review Completed, (2) Five-Year Review Underway, (3) Five-Year Review Planned for Future

Note: Totals reflect installation project funding allocated to individual sites and do not include program management and other support costs.

Table E-7 IRP/MMRP Status of Installations with FY11 to Completion Cost Estimate Less Than or Equal to \$10,000,000

Installation / FFID	Total Number of Sites		Final RC (FY)		Costs Incurred Through FY10 (\$000)		FY11 to Completion Cost Estimate (\$000)	
	IRP	MMRP	IRP	MMRP	IRP	MMRP	IRP	MMRP
Pennsylvania								
ARMY								
LETTERKENNY ARMY DEPOT / PA321382050300 / (1) / (3)	119	0	2040	-	\$135,811	\$0	\$5,285	\$0
TOBYHANNA ARMY DEPOT / PA321382089200 / (1) / (3)	67	6	2005	2012	\$15,656	\$2,871	\$911	\$160
NAVY								
MECHANICSBURG SPCC / PA317002210400 / (1) / (3)	15	1	2025	2001	\$40,743	\$0	\$1,990	\$0
PHILADELPHIA ASO / PA317002724600	1	0	2012	-	\$1,026	\$0	\$119	\$0
PHILADELPHIA NSWC-CD / PA317002468900	10	0	2037	-	\$16,696	\$0	\$667	\$0
AIR FORCE								
HARRISBURG INTERNATIONAL AIRPORT / PA357282882500	9	0	2021	-	\$2,779	\$0	\$1,993	\$0
WILLOW GROVE AIR FORCE RESERVE / PA357122534900	7	0	2013	-	\$8,528	\$0	\$1,145	\$0
DEFENSE LOGISTICS AGENCY								
DD SUSQUEHANNA, NEW CUMBERLAND FAC. / PA397152064200	63	0	2011	-	\$39,034	\$0	\$8,016	\$0
FORMERLY USED DEFENSE SITES								
CONNELLSVILLE AIRPORT / PA39799F155900	2	1	2001	2021	\$393	\$112	\$0	\$1,598
KEYSTONE ORDNANCE WORKS / PA39799F144800	3	1	2013	1995	\$1,633	\$0	\$261	\$0
MARIETTA AIR FORCE STATION / PA39799F150900	3	1	2012	1994	\$3,404	\$0	\$2,480	\$0
MONACA AIR FORCE POL STATION / PA39799F153300	1	0	2011	-	\$622	\$0	\$2,134	\$0
NIKE PH-75/78 (MEDIA) / PA39799F146600	2	0	2016	-	\$2,613	\$0	\$6,341	\$0
OLMSTED AFB (SUNSET ANNEX) / PA39799F807300 / (3)	1	0	2038	-	\$539	\$0	\$1,027	\$0
SUSQUEHANNA ORDNANCE SUB-DEPOT / PA39799F144900	0	2	-	2008	\$16	\$189	\$0	\$260
YORK NAVAL ORDNANCE PLANT / PA39799F154500	1	2	2012	2008	\$874	\$901	\$403	\$487

Installation / FFID	Total Number of Sites		Final RC (FY)		Costs Incurred Through FY10 (\$000)		FY11 to Completion Cost Estimate (\$000)	
	IRP	MMRP	IRP	MMRP	IRP	MMRP	IRP	MMRP
Puerto Rico								
ARMY								
FORT BUCHANAN / PR22140RQ32700	25	3	2016	2015	\$3,032	\$908	\$5,530	\$1,336
JFHQ RQ ARNG / PR22118RQ0NG00	0	4	-	2012	\$0	\$228	\$0	\$459
NAVY								
ROOSEVELT ROADS NS / PR217002758200	81	1	2012	2012	\$22,459	\$0	\$0	\$0
SAN JUAN SUPSHIP / PR217002733900	3	0	2012	-	\$0	\$0	\$0	\$0
AIR FORCE								
PUERTO RICO (SAN JUAN) MUNIZ IAP / PR257282962400	11	0	2015	-	\$13,520	\$0	\$1,812	\$0
PUNTA SALINAS AIR GUARD STATION / PR257289999800	4	0	2021	-	\$269	\$0	\$314	\$0
FORMERLY USED DEFENSE SITES								
ARECIBO AUX AIR DROME / PR29799F414600	1	0	2016	-	\$210	\$0	\$789	\$0
CAMP O'REILLY / PR29799F418000	1	0	2015	-	\$271	\$0	\$2,035	\$0
CAMP TORTUGUERO FIRE RANGE / PR29799F413400	0	1	-	2071	\$0	\$0	\$0	\$0
FT BROOKE / PR29799F418300	1	1	1999	2035	\$185	\$156	\$0	\$7,147
FT BUCHANAN / PR29799F418400	0	1	-	2076	\$0	\$244	\$0	\$2,889
HENRY BARRACKS / PR29799F417900	1	1	2003	2041	\$401	\$258	\$0	\$2,428
POINT LIMA GUN EMPLACEMENT / PR29799F726400	1	0	2041	-	\$0	\$0	\$0	\$0
RAMEY AIR FORCE BASE / PR29799F417500	2	1	2008	2053	\$14,464	\$226	\$584	\$7,298
SAN PATRICIO HOSPITAL / PR29799F835900	1	0	2012	-	\$914	\$0	\$946	\$0

(1) Five-Year Review Completed, (2) Five-Year Review Underway, (3) Five-Year Review Planned for Future

Note: Totals reflect installation project funding allocated to individual sites and do not include program management and other support costs.

Table E-7 IRP/MMRP Status of Installations with FY11 to Completion Cost Estimate Less Than or Equal to \$10,000,000

Installation / FFID	Total Number of Sites		Final RC (FY)		Costs Incurred Through FY10 (\$000)		FY11 to Completion Cost Estimate (\$000)	
	IRP	MMRP	IRP	MMRP	IRP	MMRP	IRP	MMRP
Rhode Island								
ARMY								
CAMP FOGARTY TNG SITE / RI121184411100	0	1	-	2017	\$0	\$551	\$0	\$1,745
JFHQ RI ARNG / RI12118440NG00	0	2	-	2020	\$0	\$139	\$0	\$938
LINCOLN AMSA 68 / RI121042185100 / (2)	16	0	2012	-	\$1,590	\$0	\$21	\$0
QUINTA-GAMELIN USARC / RI121041AP0700	4	0	2012	-	\$95	\$0	\$579	\$0
AIR FORCE								
QUONSET STATE AIRPORT / RI157282882600	5	0	2021	-	\$0	\$0	\$1,358	\$0
FORMERLY USED DEFENSE SITES								
A-A GUN / RI19799F805400	0	1	-	2046	\$0	\$115	\$0	\$1,580
BLUE BEACH / RI19799F215800	1	1	2014	2055	\$3,812	\$590	\$3,427	\$4,814
DUTCH ISL / RI19799F215400	1	0	2028	-	\$0	\$0	\$0	\$0
FORT NAT GREENE / RI19799F212700	3	1	2020	2023	\$238	\$138	\$749	\$1,587
GOULD ISLAND NUSC / RI19799F213100	1	1	2017	2055	\$757	\$159	\$1,692	\$2,329
NAVAL AUX AIR FAC / RI19799F741700	2	1	2010	2023	\$1	\$309	\$0	\$1,657
NAVAL AUX LANDING FIELD / RI19799F210600	2	1	2008	2045	\$3,979	\$235	\$580	\$8,817
NETC NEWPORT / RI19799F211000	1	0	2016	-	\$0	\$0	\$8	\$0
NETC(MELVILLE IND FAC) / RI19799F215500	2	0	2018	-	\$2,238	\$0	\$1,689	\$0
PRUDENCE ISL NAV SUP / RI19799F213600	3	1	2001	2026	\$1,888	\$120	\$0	\$3,718
QUARRY DISPOSAL SITE / RI19799F215600	1	0	2012	-	\$258	\$0	\$67	\$0
ROSE ISL / RI19799F214900	2	1	2009	2037	\$49	\$189	\$0	\$2,700

Installation / FFID	Total Number of Sites		Final RC (FY)		Costs Incurred Through FY10 (\$000)		FY11 to Completion Cost Estimate (\$000)	
	IRP	MMRP	IRP	MMRP	IRP	MMRP	IRP	MMRP
Rhode Island								
SACHUEST PT-NPORT NCM / RI19799F211100	2	1	1997	2054	\$637	\$144	\$0	\$1,302

(1) Five-Year Review Completed, (2) Five-Year Review Underway, (3) Five-Year Review Planned for Future

Note: Totals reflect installation project funding allocated to individual sites and do not include program management and other support costs.

Table E-7 IRP/MMRP Status of Installations with FY11 to Completion Cost Estimate Less Than or Equal to \$10,000,000

Installation / FFID	Total Number of Sites		Final RC (FY)		Costs Incurred Through FY10 (\$000)		FY11 to Completion Cost Estimate (\$000)	
	IRP	MMRP	IRP	MMRP	IRP	MMRP	IRP	MMRP
South Carolina								
ARMY								
FORT JACKSON / SC421372044900 / (3)	45	11	2017	2015	\$27,649	\$1,976	\$3,056	\$4,363
JFHQ SC ARNG / SC42118450NG00	0	1	-	2021	\$0	\$88	\$0	\$728
NAVY								
CHARLESTON FISC / SC417002434300	24	0	2021	-	\$28,425	\$0	\$250	\$0
CHARLESTON FMWTC / SC417002757100	1	0	2021	-	\$34	\$0	\$0	\$0
CHARLESTON NRC / SC417002267000	1	0	2021	-	\$0	\$0	\$0	\$0
CHARLESTON NS / SC417002425800	60	2	2021	2010	\$27,491	\$394	\$3,267	\$0
CHARLESTON NSY / SC417002256000	39	0	2021	-	\$260	\$0	\$0	\$0
AIR FORCE								
MCENTIRE AIR GUARD BASE / SC457282516000	13	1	2009	2014	\$3,055	\$2,383	\$2,898	\$686
MYRTLE BEACH AFB / SC457002482100 / (1) / (3)	192	1	2034	2003	\$68,869	\$0	\$2,136	\$0
POINSETT / SC457212446601	3	0	2013	-	\$9	\$0	\$0	\$0
FORMERLY USED DEFENSE SITES								
AIKEN AAF / SC49799F494200	1	1	2011	2009	\$312	\$190	\$10	\$0
ANDREWS BMB RNG 2 / SC49799F493600	0	1	-	2048	\$0	\$161	\$0	\$6,031
COLUMBIA AAB / SC49799F494900	2	1	2016	2005	\$230	\$131	\$1,996	\$0
DUPONT / SC49799F805500	2	0	2011	-	\$364	\$0	\$26	\$0
FLORENCE AAF / SC49799F494500	1	0	2019	-	\$77	\$0	\$145	\$0
GEORGETOWN BMB&GN RG / SC49799F492800	0	6	-	2031	\$0	\$171	\$0	\$3,533
GREAT FALLS R RNG / SC49799F939900	0	1	-	2036	\$0	\$189	\$0	\$4,032

Installation / FFID	Total Number of Sites		Final RC (FY)		Costs Incurred Through FY10 (\$000)		FY11 to Completion Cost Estimate (\$000)	
	IRP	MMRP	IRP	MMRP	IRP	MMRP	IRP	MMRP
South Carolina								
LK ISAQUEENA BOM RNG / SC49799F493900	0	2	-	2035	\$0	\$140	\$0	\$4,497
LK MURRAY BMB RNG / SC49799F493800	0	3	-	2035	\$0	\$142	\$0	\$7,922
MCCLELLANVILLE BMB 2 / SC49799F493400	0	1	-	2058	\$0	\$175	\$0	\$6,078
MYRTLE BEACH B&G RANGE / SC49799F802300	0	1	-	2035	\$0	\$192	\$0	\$3,213
PONTIAC BMB RNG / SC49799F493700	0	1	-	2035	\$0	\$218	\$0	\$2,376
UNION BMB&GUNRY RNG / SC49799F493000	0	2	-	2035	\$0	\$153	\$0	\$7,678

(1) Five-Year Review Completed, (2) Five-Year Review Underway, (3) Five-Year Review Planned for Future

Note: Totals reflect installation project funding allocated to individual sites and do not include program management and other support costs.

Table E-7 IRP/MMRP Status of Installations with FY11 to Completion Cost Estimate Less Than or Equal to \$10,000,000

Installation / FFID	Total Number of Sites		Final RC (FY)		Costs Incurred Through FY10 (\$000)		FY11 to Completion Cost Estimate (\$000)	
	IRP	MMRP	IRP	MMRP	IRP	MMRP	IRP	MMRP
South Dakota								
AIR FORCE								
BADLANDS BOMBING RANGE / SD857212464401	1	1	2011	2003	\$2,613	\$0	\$2,247	\$0
FORMERLY USED DEFENSE SITES								
ARMSTRONG COUNTY ATG GUN RGE / SD89799F080800	0	1	-	2011	\$0	\$165	\$0	\$0
MITCHELL PRE BOMB RGE #4 / SD89799F084800	0	1	-	2034	\$0	\$120	\$0	\$3,689
RAPID CITY PRE BOMB RGE #2 / SD89799F085400	0	1	-	2036	\$0	\$122	\$0	\$4,138
RAPID CITY SMALL ARMS RGE AX / SD89799F079400	1	1	2008	2032	\$240	\$145	\$0	\$4,401
SIOUX FALLS AAF RIFLE RGE / SD89799F079800	0	1	-	2036	\$0	\$124	\$0	\$1,168
WATERTOWN AAF / SD89799F085900	1	1	2001	2035	\$15	\$123	\$0	\$880
WATERTOWN ATG GUN RGE / SD89799F085800	0	1	-	2029	\$0	\$126	\$0	\$6,189
WATERTOWN PRE BOMB RGE / SD89799F086000	0	1	-	2034	\$0	\$126	\$0	\$4,301
WATERTOWN RIFLE RANGE / SD89799F086100	0	1	-	2036	\$0	\$120	\$0	\$1,071
YANKTON ATG GUN RGE / SD89799F086200	0	2	-	2037	\$0	\$112	\$0	\$542

Installation / FFID	Total Number of Sites		Final RC (FY)		Costs Incurred Through FY10 (\$000)		FY11 to Completion Cost Estimate (\$000)	
	IRP	MMRP	IRP	MMRP	IRP	MMRP	IRP	MMRP
Tennessee								
ARMY								
JFHQ TN ARNG / TN42118470NG00	0	2	-	2021	\$0	\$120	\$0	\$768
AIR FORCE								
LOVELL FIELD / TN457282588900	5	0	2021	-	\$0	\$0	\$1,050	\$0
MCGHEE-TYSON AIRPORT (KNOXVILLE) / TN457282419600	15	0	2012	-	\$7,091	\$0	\$1,396	\$0
MEMPHIS INTERNATIONAL AIRPORT / TN457282430700	5	2	2013	2006	\$5,581	\$10	\$696	\$0
NASHVILLE METRO AIRPORT / TN457282589000	3	3	2021	2015	\$787	\$1,007	\$442	\$1,542
DEFENSE LOGISTICS AGENCY								
DDMT MEMPHIS* / TN497152057000 / (1) / (3)	116	0	2016	-	\$59,401	\$0	\$0	\$0
FORMERLY USED DEFENSE SITES								
DYERSBURG AAF TO GROUND GUNNERY RANGE & EXPANSION / TN49799F351800	0	1	-	2053	\$0	\$304	\$0	\$7,786
DYERSBURG ARMY AF / TN49799F351700	1	1	2006	2035	\$571	\$159	\$0	\$2,032
DYERSBURG ARMY AIRFIELD BOMBING RANGE NO. 1 / TN49799F351900	0	1	-	2029	\$0	\$176	\$0	\$2,329
DYERSBURG ARMY AIRFIELD TURRET GUNNERY RANGE / TN49799F352000	0	1	-	2066	\$0	\$21	\$0	\$1,202
MOUNTAIN HOME USARC TRAINING AREA / TN49799F355300	0	1	-	2012	\$0	\$174	\$0	\$15
SEWART AFB / TN49799F353200	8	2	2017	2065	\$4,152	\$167	\$3,294	\$3,656

* DLA transferred DDMT Memphis to the Army in early FY11. The Army will report the FY11 to Completion Cost Estimate in the FY11 annual report.

(1) Five-Year Review Completed, (2) Five-Year Review Underway, (3) Five-Year Review Planned for Future

Note: Totals reflect installation project funding allocated to individual sites and do not include program management and other support costs.

Table E-7 IRP/MMRP Status of Installations with FY11 to Completion Cost Estimate Less Than or Equal to \$10,000,000

Installation / FFID	Total Number of Sites		Final RC (FY)		Costs Incurred Through FY10 (\$000)		FY11 to Completion Cost Estimate (\$000)	
	IRP	MMRP	IRP	MMRP	IRP	MMRP	IRP	MMRP
Texas								
ARMY								
CAMP BARKELEY / TX621184800500	0	1	-	2015	\$0	\$0	\$0	\$1,025
CAMP BULLIS / TX621162013300 / (3)	6	4	2015	2016	\$10,179	\$762	\$1,318	\$1,736
FORT SAM HOUSTON / TX621162042900 / (3)	27	26	2013	2016	\$8,841	\$1,597	\$7,893	\$0
JFHQ TX ARNG / TX62118480NG00	0	4	-	2021	\$0	\$251	\$0	\$1,431
LONE STAR ARMY AMMUNITION PLANT / TX621382183100 / (1) / (3)	47	1	2037	2014	\$30,024	\$130	\$6,227	\$458
SAGINAW / TX621184865200	1	0	2016	-	\$71	\$0	\$57	\$0
NAVY								
CORPUS CHRISTI NAS / TX617002278700 / (1) / (3)	21	4	2021	2021	\$11,853	\$2,566	\$6,443	\$2,663
DALLAS NAS / TX617002278600 / (1) / (3)	47	2	2018	2005	\$84,634	\$0	\$6,248	\$0
KINGSVILLE NAS / TX617002476100	20	0	2021	-	\$10,318	\$0	\$1,495	\$0
LUBBOCK NMCRC / TX617002286600	1	0	2011	-	\$101	\$0	\$0	\$0
AIR FORCE								
BERGSTROM AFB / TX657002418800 / (1) / (3)	32	8	2016	2005	\$48,882	\$0	\$2,064	\$0
BROOKS CITY-BASE / TX657172430300 / (1) / (3)	18	0	2020	-	\$8,664	\$0	\$2,173	\$0
DYESS AIR FORCE BASE / TX657212464300	44	0	2011	-	\$15,603	\$0	\$0	\$0
ELLINGTON FIELD (HOUSTON) / TX657282406700	4	7	2008	2018	\$3,740	\$3,734	\$973	\$837
GOODFELLOW AIR FORCE BASE / TX657152407100	15	3	2008	2020	\$8,153	\$92	\$48	\$0
LAUGHLIN AIR FORCE BASE / TX657152410500 / (3)	28	1	2012	2003	\$18,537	\$0	\$7,563	\$0
RANDOLPH AIR FORCE BASE / TX657152411700	30	6	2012	2014	\$12,887	\$1,283	\$1,956	\$0

Installation / FFID	Total Number of Sites		Final RC (FY)		Costs Incurred Through FY10 (\$000)		FY11 to Completion Cost Estimate (\$000)	
	IRP	MMRP	IRP	MMRP	IRP	MMRP	IRP	MMRP
Texas								
REESE AFB / TX657152409100 / (1) / (3)	18	3	2014	2000	\$127,991	\$0	\$2,028	\$45
SHEPPARD AIR FORCE BASE / TX657152416100	21	0	2008	-	\$10,809	\$0	\$542	\$0
FORMERLY USED DEFENSE SITES								
ABILENE BOMBING GUN RANGE / TX69799F649200	0	3	-	2109	\$0	\$181	\$0	\$4,013
ALOE ARMY AIRFIELD / TX69799F647700	4	1	2011	2072	\$3,812	\$147	\$0	\$1,396
AMARILLO AAF SM FIR RANGE / TX69799F650100	0	1	-	2048	\$0	\$147	\$0	\$1,330
ATLAS AF FAC S-10 / TX69799F651200	2	0	2017	-	\$515	\$0	\$499	\$0
ATLAS AF FAC S-8 / TX69799F651000	1	0	2020	-	\$118	\$0	\$1,634	\$0
ATLAS AF FACILITY S-12 / TX69799F651400	2	0	2012	-	\$335	\$0	\$0	\$0
ATLAS AF FACILITY S-9 / TX69799F651100	1	0	2020	-	\$237	\$0	\$767	\$0
BIG SPRING PBR NO. S-11 / TX69799FA25500	0	1	-	2100	\$0	\$214	\$0	\$3,420
BIG SPRING PBR NO. S-2 / TX69799FA24700	0	1	-	2100	\$0	\$216	\$0	\$1,408
BIG SPRING PBR NO. S-5 / TX69799FA25000	0	1	-	2101	\$0	\$221	\$0	\$3,318
BLUEBONNET ORD PLANT / TX69799F669900	0	1	-	2082	\$0	\$1,031	\$0	\$5,117
BOMBING TARGET B-1 / TX69799FA30500	0	1	-	2069	\$0	\$141	\$0	\$3,463
BOMBING TARGET B-10 / TX69799FA31500	0	1	-	2012	\$0	\$158	\$0	\$20
BOMBING TARGET B-11 / TX69799FA31600	0	1	-	2103	\$0	\$145	\$0	\$2,056
BOMBING TARGET B-13 / TX69799FA31800	0	1	-	2102	\$0	\$142	\$0	\$2,056
BOMBING TARGET B-14 / TX69799FA31900	0	1	-	2101	\$0	\$143	\$0	\$2,055

(1) Five-Year Review Completed, (2) Five-Year Review Underway, (3) Five-Year Review Planned for Future

Note: Totals reflect installation project funding allocated to individual sites and do not include program management and other support costs.

Table E-7 IRP/MMRP Status of Installations with FY11 to Completion Cost Estimate Less Than or Equal to \$10,000,000

Installation / FFID	Total Number of Sites		Final RC (FY)		Costs Incurred Through FY10 (\$000)		FY11 to Completion Cost Estimate (\$000)	
	IRP	MMRP	IRP	MMRP	IRP	MMRP	IRP	MMRP

Texas

BOMBING TARGET B-2 / TX69799FA30600	0	1	-	2109	\$0	\$159	\$0	\$1,804
BOMBING TARGET B-3 / TX69799FA30700	0	1	-	2084	\$0	\$154	\$0	\$1,720
BOMBING TARGET B-4 / TX69799FA30900	0	1	-	2012	\$0	\$77	\$0	\$20
BOMBING TARGET B-5 / TX69799FA31000	0	1	-	2012	\$0	\$76	\$0	\$20
BOMBING TARGET B-6 / TX69799FA31100	0	1	-	2012	\$0	\$75	\$0	\$20
BOMBING TARGET B-7 / TX69799FA31200	0	1	-	2012	\$0	\$76	\$0	\$20
BOMBING TARGET B-8 / TX69799FA31300	0	1	-	2012	\$0	\$76	\$0	\$20
BOMBING TARGET B-9 / TX69799FA31400	0	1	-	2012	\$0	\$78	\$0	\$20
BREMEN PREC BOMB RGE #1 / TX69799F669500	0	1	-	2046	\$0	\$190	\$0	\$3,508
BROWNSVILLE ARMY AIRFIELD / TX69799F944600	0	1	-	2104	\$0	\$146	\$0	\$1,392
BRYAN AFB / TX69799F669200	3	0	2016	-	\$2,876	\$0	\$1,271	\$0
CAMP FANNIN / TX69799F648600	1	1	1998	2021	\$49	\$4,975	\$1	\$5,684
CHILDRESS AAF BOMB RANGE #16 / TX69799F666100	0	1	-	2100	\$0	\$151	\$0	\$3,177
CHILDRESS AAF BOMB RG #10 / TX69799F666600	0	1	-	2100	\$0	\$153	\$0	\$3,176
CHILDRESS AAF BOMB RG #12 / TX69799F666500	0	1	-	2085	\$0	\$161	\$0	\$3,533
CHILDRESS AAF BOMB RG #13 / TX69799F666400	0	1	-	2100	\$0	\$156	\$0	\$3,301
CHILDRESS AAF BOMB RG #14 / TX69799F666300	0	1	-	2089	\$0	\$157	\$0	\$3,533
CHILDRESS AAF BOMB RG #15 / TX69799F666200	0	1	-	2084	\$0	\$147	\$0	\$3,582
CHILDRESS AAF BOMB RG #18 / TX69799F666000	0	1	-	2098	\$0	\$143	\$0	\$3,176

Installation / FFID	Total Number of Sites		Final RC (FY)		Costs Incurred Through FY10 (\$000)		FY11 to Completion Cost Estimate (\$000)	
	IRP	MMRP	IRP	MMRP	IRP	MMRP	IRP	MMRP

Texas

CHILDRESS AAF BOMB RGE # 3 / TX69799F666800	0	1	-	2090	\$0	\$132	\$0	\$3,176
CHILDRESS AAF BOMB RGE # 5 / TX69799F667300	0	1	-	2085	\$0	\$115	\$0	\$3,281
CHILDRESS AAF BOMB RGE # 8 / TX69799F667400	0	1	-	2084	\$0	\$144	\$0	\$3,280
CHILDRESS AAF BOMB RGE #1 / TX69799F667500	0	1	-	2084	\$0	\$144	\$0	\$2,948
CHILDRESS AAF BOMB RGE #2 / TX69799F667100	0	1	-	2090	\$0	\$122	\$0	\$3,176
CHILDRESS AAF BOMB RGE #4 / TX69799F667200	0	1	-	2089	\$0	\$144	\$0	\$3,870
CHILDRESS AAF BOMB RGE #6 / TX69799F667000	0	1	-	2085	\$0	\$111	\$0	\$3,176
CHILDRESS AAF BOMB RGE #7 / TX69799F666900	0	1	-	2105	\$0	\$171	\$0	\$2,305
CHILDRESS AAF BOMB RGE #9 / TX69799F666700	0	1	-	2104	\$0	\$166	\$0	\$2,138
CITY OF FORT WORTH, ET AL, PROPERTIES / TX69799FA12900	0	1	-	2079	\$0	\$248	\$0	\$1,299
CUDDIHY FIELD / TX69799F804400	2	1	2016	2108	\$954	\$180	\$224	\$7,573
CYCLONE HILL PRECISION BOMBING RANGE / TX69799F742400	0	1	-	2094	\$0	\$167	\$0	\$6,164
DALHART AAF / TX69799F665100	3	1	1997	2045	\$761	\$205	\$0	\$7,039
EAGLE MOUN AAC MAINT FAC / TX69799F664000	1	1	1995	2104	\$10	\$139	\$0	\$2,662
EAGLE PASS AAF / TX69799F646000	2	1	1998	2108	\$841	\$178	\$0	\$1,256
FIVE POINTS OLF(TWINPARKSESTATES) / TX69799F645800	0	2	-	2012	\$0	\$4,490	\$0	\$1,663
FLAMINGO PROPERTIES CO (REV.) / TX69799F672100	4	1	2018	2005	\$2,958	\$63	\$889	\$0
FORT RINGOLD / TX69799F945900	1	1	2068	2109	\$0	\$166	\$373	\$3,495
FORT WORTH ARMY DEPOT / TX69799F662800	2	0	2013	-	\$1,240	\$0	\$234	\$0

(1) Five-Year Review Completed, (2) Five-Year Review Underway, (3) Five-Year Review Planned for Future

Note: Totals reflect installation project funding allocated to individual sites and do not include program management and other support costs.

Table E-7 IRP/MMRP Status of Installations with FY11 to Completion Cost Estimate Less Than or Equal to \$10,000,000

Installation / FFID	Total Number of Sites		Final RC (FY)		Costs Incurred Through FY10 (\$000)		FY11 to Completion Cost Estimate (\$000)	
	IRP	MMRP	IRP	MMRP	IRP	MMRP	IRP	MMRP

Texas

FOSTER AIR FORCE BASE / TX69799F672200	4	1	2017	2109	\$4,361	\$169	\$134	\$1,356
GALVESTON ARMY AIRFIELD BOMBING RANGE / TX69799F828300	0	1	-	2099	\$0	\$161	\$0	\$9,547
GALVESTON COUNTY(CROCKETT) / TX69799F807700	0	1	-	2072	\$0	\$40	\$0	\$1,439
HARLINGEN AFB / TX69799F673300	2	1	2020	2063	\$897	\$248	\$2,281	\$3,586
HONDO ARMY AIR FIELD / TX69799F661200	2	1	2006	2111	\$2,560	\$160	\$0	\$2,110
HOSKINS MOUND AF BOMBING RNG / TX69799F676000	0	1	-	2106	\$0	\$186	\$0	\$8,407
JAMES CONNALLY AFB / TX69799F660900	5	1	2013	2064	\$3,008	\$142	\$2,025	\$1,291
JEFFERSON COUNTY AIRFIELD / TX69799F804200	1	1	2012	2060	\$0	\$140	\$0	\$2,756
KIEL PREC BOBM RGE #2 / TX69799F660800	0	1	-	2070	\$0	\$170	\$0	\$3,837
LAGUNA MADRE GUNNERY RANGE / TX69799F676400	1	1	2002	2021	\$115	\$0	\$0	\$1,431
LAGUNA MADRE GUNNERY RANGE(PADRE ISLAND) / TX69799F802600	0	1	-	2065	\$0	\$158	\$0	\$6,570
LAREDO AFB / TX69799F660300	8	1	2016	2064	\$8,685	\$182	\$4,170	\$1,302
MARFA AAF / TX69799F670800	1	1	1999	2101	\$6	\$157	\$0	\$2,141
MCGEE BEND PREC BOMB RGE / TX69799F659800	0	1	-	2096	\$0	\$171	\$0	\$6,281
MIDLAND AAF TAR RGE NO 2 / TX69799F659100	0	1	-	2109	\$0	\$94	\$0	\$2,532
MIDLAND AAF TAR RGE #10 / TX69799F658100	0	1	-	2117	\$0	\$202	\$0	\$2,488
MIDLAND AAF TAR RGE #11 / TX69799F658000	0	1	-	2022	\$0	\$204	\$0	\$2,355
MIDLAND AAF TAR RGE #12 / TX69799F657900	0	1	-	2117	\$0	\$208	\$0	\$2,350
MIDLAND AAF TAR RGE #13 / TX69799F657800	0	1	-	2115	\$0	\$142	\$0	\$2,489

Installation / FFID	Total Number of Sites		Final RC (FY)		Costs Incurred Through FY10 (\$000)		FY11 to Completion Cost Estimate (\$000)	
	IRP	MMRP	IRP	MMRP	IRP	MMRP	IRP	MMRP

Texas

MIDLAND AAF TAR RGE #14 / TX69799F657700	0	1	-	2082	\$0	\$151	\$0	\$2,770
MIDLAND AAF TAR RGE #15 / TX69799F657600	0	1	-	2012	\$0	\$204	\$0	\$40
MIDLAND AAF TAR RGE #16 / TX69799F657500	0	1	-	2117	\$0	\$147	\$0	\$2,410
MIDLAND AAF TAR RGE #17 / TX69799F657400	0	1	-	2114	\$0	\$146	\$0	\$2,618
MIDLAND AAF TAR RGE #18 / TX69799F656700	0	1	-	2117	\$0	\$206	\$0	\$2,304
MIDLAND AAF TAR RGE #19 / TX69799F656800	0	1	-	2114	\$0	\$130	\$0	\$3,152
MIDLAND AAF TAR RGE #20 / TX69799F656900	0	1	-	2111	\$0	\$133	\$0	\$2,515
MIDLAND AAF TAR RGE #21 / TX69799F657000	0	1	-	2114	\$0	\$147	\$0	\$2,815
MIDLAND AAF TAR RGE #22 / TX69799F657100	0	1	-	2082	\$0	\$138	\$0	\$2,949
MIDLAND AAF TAR RGE #4 / TX69799F658700	0	1	-	2066	\$0	\$204	\$0	\$3,217
MIDLAND AAF TAR RGE #5 / TX69799F658600	0	1	-	2012	\$0	\$204	\$0	\$40
MIDLAND AAF TAR RGE #7 / TX69799F658400	0	1	-	2064	\$0	\$204	\$0	\$3,343
MIDLAND AAF TAR RGE #8 / TX69799F658300	0	1	-	2079	\$0	\$130	\$0	\$3,176
MIDLAND AAF TAR RGE #9 / TX69799F658200	0	1	-	2113	\$0	\$132	\$0	\$2,598
MIDLAND AAF TAR RGE NO 1 / TX69799F658900	0	1	-	2113	\$0	\$203	\$0	\$2,281
MIDLAND AAF TAR RGE NO 3 / TX69799F658800	0	1	-	2111	\$0	\$203	\$0	\$2,459
MIDLAND AAF TAR RGE NO 6 / TX69799F658500	0	1	-	2039	\$0	\$204	\$0	\$3,598
MIDLAND ARMY AIR FIELD / TX69799F659000	0	1	-	2082	\$0	\$208	\$0	\$1,506
MOVING SHOTGUN RANGE / TX69799FA33400	0	1	-	2078	\$0	\$5	\$0	\$1,683

(1) Five-Year Review Completed, (2) Five-Year Review Underway, (3) Five-Year Review Planned for Future

Note: Totals reflect installation project funding allocated to individual sites and do not include program management and other support costs.

Table E-7 IRP/MMRP Status of Installations with FY11 to Completion Cost Estimate Less Than or Equal to \$10,000,000

Installation / FFID	Total Number of Sites		Final RC (FY)		Costs Incurred Through FY10 (\$000)		FY11 to Completion Cost Estimate (\$000)	
	IRP	MMRP	IRP	MMRP	IRP	MMRP	IRP	MMRP
Texas								

NAVY AUXILIARY FIELD SITE NO.55 / TX69799F970100	0	1	-	2091	\$0	\$163	\$0	\$3,380
ORANGE PORT OF NAV SHIP STOR / TX69799F675300	3	1	1999	2009	\$797	\$159	\$250	\$0
PALACIOS AFB / TX69799F655600	0	1	-	2011	\$0	\$144	\$0	\$20
PAMPA ARMY AIRFIELD (K06TX016101) / TX69799F648700	0	1	-	2057	\$0	\$326	\$0	\$0
PECOS AAF / TX69799F671500	0	1	-	2022	\$0	\$0	\$0	\$2,763
PERRIN AFB / TX69799F654900	5	0	2017	-	\$5,587	\$0	\$788	\$0
PYOTE AAF BOMB RGE #1 / TX69799F653800	0	1	-	2102	\$0	\$141	\$0	\$2,096
PYOTE AAF BOMB RGE #3 / TX69799F653600	0	1	-	2094	\$0	\$146	\$0	\$3,755
PYOTE AAF BOMB RGE #4 / TX69799F653500	0	1	-	2097	\$0	\$151	\$0	\$3,756
PYOTE AAF PRA BOM RGE #2 / TX69799F653700	0	1	-	2098	\$0	\$149	\$0	\$3,756
RODD FIELD / TX69799F804300	2	1	2009	2106	\$3,399	\$246	\$0	\$1,374
S PLAINS ARMY AIR FIELD / TX69799F652600	3	1	1997	2045	\$1,159	\$154	\$0	\$1,337
SAN ANGELO AAF PB NO. S-2 / TX69799FA21500	0	1	-	2066	\$0	\$75	\$0	\$3,731
SAN ANGELO AAF PB NO. S-3 / TX69799FA21600	0	1	-	2067	\$0	\$0	\$0	\$4,170
SAN ANGELO AAF PB NO. S-5 / TX69799FA21800	0	1	-	2070	\$0	\$0	\$0	\$4,491
SAN ANGELO AAF PB NO. S-6 / TX69799FA21900	0	1	-	2034	\$0	\$75	\$0	\$3,949
SAN ANGELO AAF PB NO. S-8 / TX69799FA22100	0	1	-	2072	\$0	\$0	\$0	\$4,167
SAN ANGELO AAF PB NO. S-9 / TX69799FA22200	0	1	-	2034	\$0	\$0	\$0	\$4,348
SAN ANGELO ARMY AF / TX69799F652900	0	1	-	2069	\$0	\$213	\$0	\$5,430

Installation / FFID	Total Number of Sites		Final RC (FY)		Costs Incurred Through FY10 (\$000)		FY11 to Completion Cost Estimate (\$000)	
	IRP	MMRP	IRP	MMRP	IRP	MMRP	IRP	MMRP
Texas								
SAN ANTONIO ARSENAL / TX69799F645100	0	1	-	2060	\$0	\$173	\$0	\$1,470
SAN JACINTO ORD DEPOT / TX69799F646600	0	2	-	2104	\$0	\$298	\$0	\$7,570
SCHOLES FIELD / TX69799F647500	1	1	2000	2062	\$211	\$181	\$0	\$2,481
STINSON FIELD / TX69799F652300	1	2	1998	2115	\$556	\$3	\$0	\$1,303
WEBB AIR FORCE BASE / TX69799F645700 / (3)	9	1	2012	2107	\$2,901	\$184	\$1,291	\$6,663

(1) Five-Year Review Completed, (2) Five-Year Review Underway, (3) Five-Year Review Planned for Future

Note: Totals reflect installation project funding allocated to individual sites and do not include program management and other support costs.

Table E-7 IRP/MMRP Status of Installations with FY11 to Completion Cost Estimate Less Than or Equal to \$10,000,000

Installation / FFID	Total Number of Sites		Final RC (FY)		Costs Incurred Through FY10 (\$000)		FY11 to Completion Cost Estimate (\$000)	
	IRP	MMRP	IRP	MMRP	IRP	MMRP	IRP	MMRP
Utah								
ARMY								
DEFENSE DIST DEPOT OGDEN UTAH / UT821002092200 / (1) / (3)	3	0	2016	-	\$7,948	\$0	\$9,057	\$0
AIR FORCE								
SALT LAKE CITY INTERNATIONAL AIRPORT / UT857282592700	11	1	2013	2007	\$5,087	\$32	\$343	\$0
FORMERLY USED DEFENSE SITES								
BUSHNELL GENERAL HOSPITAL / UT89799F502000	2	0	2016	-	\$652	\$0	\$1,086	\$0
CLEARFIELD NAVAL SUPPLY DEPOT / UT89799F504000	1	0	2012	-	\$913	\$0	\$100	\$0
UTAH ORDNANCE PLANT / UT89799F503800	1	1	-	2010	\$3	\$5	\$100	\$5
WENDOVER AIR FORCE AUXILIARY FIELD / UT89799F503900	2	1	2012	2010	\$4,492	\$159	\$2,247	\$5
WENDOVER BOMBING RANGE / UT89799F805200	3	1	2020	2009	\$2,593	\$208	\$6,325	\$0
WENDOVER SPECIAL WEAPONS BOMBING RANGE / UT89799F861000	4	1	2020	2009	\$1,553	\$137	\$629	\$0

Installation / FFID	Total Number of Sites		Final RC (FY)		Costs Incurred Through FY10 (\$000)		FY11 to Completion Cost Estimate (\$000)	
	IRP	MMRP	IRP	MMRP	IRP	MMRP	IRP	MMRP
Vermont								
ARMY								
JFHQ VT ARNG / VT12118500NG00	0	15	-	2020	\$0	\$758	\$0	\$4,161
FORMERLY USED DEFENSE SITES								
LYNDONVILLE AIR FORCE STA / VT19799F216600	3	0	2013	-	\$1,269	\$0	\$904	\$0
ST ALBANS AFS Z-14 / VT19799F216900	3	0	2012	-	\$1,672	\$0	\$639	\$0

(1) Five-Year Review Completed, (2) Five-Year Review Underway, (3) Five-Year Review Planned for Future

Note: Totals reflect installation project funding allocated to individual sites and do not include program management and other support costs.

Table E-7 IRP/MMRP Status of Installations with FY11 to Completion Cost Estimate Less Than or Equal to \$10,000,000

Defense Environmental Restoration Program

Installation / FFID	Total Number of Sites		Final RC (FY)		Costs Incurred Through FY10 (\$000)		FY11 to Completion Cost Estimate (\$000)	
	IRP	MMRP	IRP	MMRP	IRP	MMRP	IRP	MMRP
Virgin Islands of the U.S.								
ARMY								
JFHQ VI ARNG / VI22118VQ0NG00	0	1	-	2012	\$0	\$95	\$0	\$331
AIR FORCE								
VIRGIN ISLAND (ST CROIX) / VI000000000007	5	0	2021	-	\$0	\$0	\$1,585	\$0
FORMERLY USED DEFENSE SITES								
BENEDICT FIELD / VI29799F418900	0	1	-	2073	\$0	\$250	\$0	\$6,606
CAMP ACOSTA / VI29799F734100	1	0	2041	-	\$0	\$0	\$0	\$0

Installation / FFID	Total Number of Sites		Final RC (FY)		Costs Incurred Through FY10 (\$000)		FY11 to Completion Cost Estimate (\$000)	
	IRP	MMRP	IRP	MMRP	IRP	MMRP	IRP	MMRP
Virginia								
ARMY								
CAMERON STATION / VA321022013900 / (1)	8	0	2020	-	\$6,504	\$0	\$619	\$0
FORT A P HILL / VA321022041600	19	5	1997	2015	\$3,442	\$580	\$0	\$2,287
JFHQ VA ARNG / VA32118510NG00	0	6	-	2021	\$0	\$336	\$0	\$1,909
NAVY								
CHESAPEAKE NSGA NWEST / VA317002726600	4	1	2016	2008	\$2,572	\$120	\$233	\$0
CRANEY ISLAND FISC / VA317002758600	20	0	2021	-	\$23,519	\$0	\$3,393	\$0
NORFOLK NSY / VA317002481300 / (3)	32	0	2020	-	\$39,810	\$0	\$1,658	\$0
AIR FORCE								
CAMP PENDLETON MIL RESERVATION / VA000000000002	1	0	2021	-	\$0	\$0	\$205	\$0
RICHMOND IAP BYRD FIELD / VA357282490400	6	0	2016	-	\$6,852	\$0	\$319	\$0
FORMERLY USED DEFENSE SITES								
BUCKROE BEACH / VA39799F789100	0	2	-	2011	\$100	\$1,704	\$0	\$419
CAMP WALLACE / VA39799F775800	1	1	1995	2021	\$42	\$1,282	\$0	\$7,426
FORT LEE / VA39799F776900	1	1	1999	2031	\$271	\$159	\$0	\$1,429
MANASSAS AIR FORCE COMM FACILITY / VA39799F171800	2	0	2017	-	\$1,524	\$0	\$8,893	\$0
NAAS CREEDS / VA39799F775200	0	1	-	2034	\$0	\$153	\$0	\$3,400
OYSTER POINT STORAGE AREA / VA39799F157800	1	0	2016	-	\$921	\$0	\$2,208	\$0
USCG RESERVE TRAINING CENTER / VA39799F854500	1	0	2011	-	\$733	\$0	\$211	\$0
VIRGINIA ORDNANCE WORKS / VA39799F163700	1	2	2007	2007	\$789	\$582	\$0	\$194

(1) Five-Year Review Completed, (2) Five-Year Review Underway, (3) Five-Year Review Planned for Future

Note: Totals reflect installation project funding allocated to individual sites and do not include program management and other support costs.

Table E-7 IRP/MMRP Status of Installations with FY11 to Completion Cost Estimate Less Than or Equal to \$10,000,000

Installation / FFID	Total Number of Sites		Final RC (FY)		Costs Incurred Through FY10 (\$000)		FY11 to Completion Cost Estimate (\$000)	
	IRP	MMRP	IRP	MMRP	IRP	MMRP	IRP	MMRP
Washington								
ARMY								
AMSA 137 / WA02104WA07900	1	0	2011	-	\$7,605	\$0	\$157	\$0
CAMP BONNEVILLE / WA021402011200	17	7	2002	2013	\$6,712	\$41,156	\$0	\$3,650
CAMP MURRAY / WA021185355500	0	1	-	2014	\$0	\$406	\$0	\$159
FORT LEWIS / WA021402050600 / (1) / (3)	57	15	2017	2013	\$93,652	\$2,436	\$7,242	\$793
JFHQ WA ARNG / WA02118530NG00	0	3	-	2021	\$0	\$213	\$0	\$2,725
VANCOUVER BARRACKS / WA021402092400	2	5	1999	2012	\$41	\$269	\$0	\$1,080
NAVY								
PORT HADLOCK NOC PAC DIV DET / WA017002756800 / (1) / (3)	18	1	2036	2005	\$9,610	\$0	\$3,325	\$0
PUGET SOUND FISC BREMERTON / WA017002342600 / (1) / (3)	1	0	2036	-	\$21,350	\$0	\$3,078	\$0
PUGET SOUND FISC MANCHESTER / WA017002756000 / (2) / (3)	4	0	2021	-	\$526	\$0	\$254	\$0
PUGET SOUND NAVHOSP BREMERTON / WA017002726800 / (2)	1	1	2008	2036	\$0	\$4,163	\$0	\$5,551
PUGET SOUND NS / WA017002343000	11	0	2014	-	\$6,260	\$0	\$7,632	\$0
PUGET SOUND NS EVERETT / WA017002754800	5	0	2019	-	\$1,091	\$0	\$430	\$0
AIR FORCE								
CAMP MURRAY AIR GUARD STATION / WA057282882800	7	0	2021	-	\$238	\$0	\$1,602	\$0
MCCHORD AIR FORCE BASE / WA057182420000 / (1) / (3)	65	8	2044	2015	\$27,734	\$1,168	\$2,372	\$0
PAINE FIELD / WA057282426800	10	0	2021	-	\$948	\$0	\$2,191	\$0
SEATTLE AIR GUARD STATION / WA057282592900	2	0	2021	-	\$1,683	\$0	\$250	\$0
FORMERLY USED DEFENSE SITES								
AIR FORCE PLANT NO 75 / WA09799F321700	1	0	-	-	\$235	\$0	\$430	\$0

Installation / FFID	Total Number of Sites		Final RC (FY)		Costs Incurred Through FY10 (\$000)		FY11 to Completion Cost Estimate (\$000)	
	IRP	MMRP	IRP	MMRP	IRP	MMRP	IRP	MMRP
Washington								
BAXTER OUTLYING FIELD (7) / WA09799FA22900	0	1	-	2038	\$0	\$95	\$0	\$3,057
COYOTE OUTLYING FIELD (19) / WA09799FA23900	0	1	-	2040	\$0	\$94	\$0	\$3,094
EPHRATA AF BASE / WA09799F325800	0	1	-	2028	\$0	\$119	\$0	\$8,971
EPHRATA PATTERN BOMBING RANGE / WA09799F933000	0	1	-	2041	\$0	\$137	\$0	\$4,718
FAIRCHILD DEF NIKE 87 / WA09799F328000	1	0	-	-	\$205	\$0	\$82	\$0
HUMORIST OUTLYING FIELD (17) / WA09799FA23700	0	1	-	2038	\$0	\$90	\$0	\$3,228
LARSON AFB TITAN I MISSILE FACILITY S-1 / WA09799F331800	2	0	2018	-	\$207	\$0	\$3,027	\$0
LARSON AIR FORCE BASE / WA09799F331700	3	0	2013	-	\$19,604	\$0	\$352	\$0
NAV STATION TODD-TACOMA / WA09799F345500	1	0	-	-	\$312	\$0	\$53	\$0
PORT ANGELES COMBAT RANGE / WA09799F318400	0	1	-	2032	\$0	\$157	\$0	\$9,751
WHEATLAND OUTLYING FIELD (8) / WA09799FA23000	0	1	-	2039	\$0	\$96	\$0	\$3,590

(1) Five-Year Review Completed, (2) Five-Year Review Underway, (3) Five-Year Review Planned for Future

Note: Totals reflect installation project funding allocated to individual sites and do not include program management and other support costs.

Table E-7 IRP/MMRP Status of Installations with FY11 to Completion Cost Estimate Less Than or Equal to \$10,000,000

Installation / FFID	Total Number of Sites		Final RC (FY)		Costs Incurred Through FY10 (\$000)		FY11 to Completion Cost Estimate (\$000)	
	IRP	MMRP	IRP	MMRP	IRP	MMRP	IRP	MMRP
West Virginia								
ARMY								
JFHQ WV ARNG / WV32118540NG00	0	6	-	2021	\$0	\$321	\$0	\$1,576
VOLKSTONE / WV321185442600	0	2	-	2018	\$0	\$1,147	\$0	\$1,792
AIR FORCE								
EWVRA SHEPHERD FIELD (MARTINSBURG) / WV357282845500	5	0	2021	-	\$1,667	\$0	\$270	\$0
FORMERLY USED DEFENSE SITES								
MARSHALL ARMY CHEMICAL PLANT / WV39799F348000	1	0	-	-	\$361	\$0	\$396	\$0
US EXPLOSIVES PLANT C / WV39799F789200	1	1	2018	2004	\$680	\$15	\$181	\$0

Installation / FFID	Total Number of Sites		Final RC (FY)		Costs Incurred Through FY10 (\$000)		FY11 to Completion Cost Estimate (\$000)	
	IRP	MMRP	IRP	MMRP	IRP	MMRP	IRP	MMRP
Wisconsin								
ARMY								
JFHQ WI ARNG / WI52118550NG00	0	8	-	2020	\$0	\$312	\$0	\$3,420
FORMERLY USED DEFENSE SITES								
ANTIGO AIR FORCE STATION / WI59799F245900	3	0	2016	-	\$3,666	\$0	\$7,664	\$0
CAMP HAVENS AAA FIRING RANGE / WI59799F812900	2	1	1998	2028	\$10	\$146	\$0	\$6,313
EDIT BEA AA TRG CEN / WI59799F247000	0	1	-	2026	\$0	\$213	\$0	\$5,483
NIKE SITE M-86 / WI59799F685600	3	0	2015	-	\$404	\$0	\$2,490	\$0

(1) Five-Year Review Completed, (2) Five-Year Review Underway, (3) Five-Year Review Planned for Future

Note: Totals reflect installation project funding allocated to individual sites and do not include program management and other support costs.

Table E-7 IRP/MMRP Status of Installations with FY11 to Completion Cost Estimate Less Than or Equal to \$10,000,000

Installation / FFID	Total Number of Sites		Final RC (FY)		Costs Incurred Through FY10 (\$000)		FY11 to Completion Cost Estimate (\$000)	
	IRP	MMRP	IRP	MMRP	IRP	MMRP	IRP	MMRP
Wyoming								
AIR FORCE								
CHEYENNE MUNICIPAL AIRPORT / WY857282588600	5	0	2014	-	\$10,572	\$0	\$9,649	\$0
SUNDANCE AIR FORCE STATION / WY857212464401	1	0	2011	-	\$2,381	\$0	\$2,092	\$0
FORMERLY USED DEFENSE SITES								
CASPER AIR TO GROUND GUN RGE / WY89799F087100	0	1	-	2038	\$0	\$120	\$0	\$8,119
CASPER GRO GUN RGE / WY89799F087200	0	1	-	2038	\$0	\$99	\$0	\$5,076
CASPER PRE BOMB RGE NO 1 / WY89799F087300	0	1	-	2037	\$0	\$101	\$0	\$2,180
CASPER PRE BOMB RGE NO 3 / WY89799F087500	0	1	-	2036	\$0	\$81	\$0	\$2,179
FE WAR AFB AF FAC S-6 / WY89799F091200	2	0	2019	-	\$946	\$0	\$6,130	\$0
FE WAR AFB AF FAC SITE 5 / WY89799F090900	1	0	2015	-	\$1,589	\$0	\$4,840	\$0
FE WARREN AFB FAC SITE 7 / WY89799F086300	2	0	2013	-	\$939	\$0	\$3,023	\$0

(1) Five-Year Review Completed, (2) Five-Year Review Underway, (3) Five-Year Review Planned for Future

Note: Totals reflect installation project funding allocated to individual sites and do not include program management and other support costs.

Table E-8 IRP/MMRP Status of Installations with Response Completed at all Sites as of September 30, 2010

Installation / FFID	Total Number of Sites		Costs Incurred Through FY10 (\$000)	
	IRP	MMRP	IRP	MMRP
Alabama				
ARMY				
AFRC BIRMINGHAM / AL42104AL00500	4	0	\$0	\$0
AFRC CULLMAN / AL4210429A1600	5	0	\$0	\$0
AFRC GADSDEN / AL4210429A2700	3	0	\$0	\$0
COOSA RIVER STORAGE ANNEX / AL421002023100	2	0	\$0	\$0
PHOSPHATE DEVELOPMENT WORKS / AL421382070300	28	0	\$636	\$0
USARC ABBEVILLE / AL4210429A0100	4	0	\$0	\$0
USARC ANNISTON / AL4210429A0300	3	0	\$0	\$0
USARC BELTLINE / AL4210429A1700	5	0	\$0	\$0
USARC BIRMINGHAM 01 / AL421042143800	14	0	\$0	\$0
USARC BIRMINGHAM 02 / AL421042GA0800	1	0	\$0	\$0
USARC CROPWELL (ASF 155) / AL4210429A2200	9	0	\$0	\$0
USARC DOTHAN / AL4210429A1L00	2	0	\$0	\$0
USARC ELBA / AL4210429A2000	4	0	\$0	\$0
USARC ENTERPRISE / AL4210429A2100	3	0	\$0	\$0
USARC FOLEY / AL4210429A2300	1	0	\$0	\$0
USARC FORT RUCKER (ASF 157) / AL4210429A2500	6	0	\$0	\$0
USARC FORT RUCKER (ECS 143) / AL4210429AG100	10	0	\$0	\$0
USARC GADSDEN / AL4210429A2800	5	0	\$0	\$0
USARC HOLT / AL4210429A3300	1	0	\$0	\$0
USARC HUNTSVILLE (PATTON RD) / AL4210429A3200	11	0	\$0	\$0
USARC JASPER / AL4210429A3800	3	0	\$0	\$0
USARC LINCOLN (TALLADEGA) / AL4210429A5800	6	0	\$0	\$0
USARC MARION, AL / AL4210429A4100	3	0	\$0	\$0
USARC MOBILE (WRIGHT) / AL421042059500	12	0	\$0	\$0
USARC MONTGOMERY (MONIAC) / AL421042290200	10	0	\$0	\$0
USARC MONTGOMERY (SCREWS) / AL4210429A4900	3	0	\$0	\$0
USARC OPELIKA / AL4210429A5200	2	0	\$0	\$0

Installation / FFID	Total Number of Sites		Costs Incurred Through FY10 (\$000)	
	IRP	MMRP	IRP	MMRP
Alabama				
USARC OPP / AL4210429A5400	2	0	\$0	\$0
USARC SHEFFIELD / AL4210429A5000	5	0	\$0	\$0
USARC TROY / AL4210429A6000	2	0	\$0	\$0
USARC TUSCALOOSA / AL4210429A6100	9	0	\$0	\$0
USARC TUSKEGEE / AL4210429A6700	2	0	\$0	\$0
AIR FORCE				
BIRMINGHAM INTERNATIONAL AIRPORT / AL457282591700	12	0	\$4,035	\$0
DANNELLY FIELD / AL457282591900	3	0	\$1,166	\$0
MONTGOMERY AIR NATIONAL GUARD STATION / AL457282418500	3	0	\$346	\$0
FORMERLY USED DEFENSE SITES				
AL DRYDOCK & SHIPBLDG CO / AL49799F422200	1	0	\$46	\$0
BARIN NAVAL AIR STATION / AL49799F432000	1	0	\$995	\$0
BATES AAF MUN AP AUTH / AL49799F422600	1	0	\$88	\$0
CWS MIXING PLANT NO 2 / AL49799F422700	0	1	\$0	\$34
GADSDEN AAF STORAGE DEPOT / AL49799F421100	2	0	\$940	\$0
GUNTER AIR FORCE STATION / AL49799F423900	1	0	\$542	\$0
MOTON FIELD (TUSKEGEE INSTITUTE) / AL49799FA13400	1	0	\$319	\$0
MOUNT VERNON BARRACKS / AL49799F785500	0	1	\$0	\$64
SOUTHERN AIRWAYS / AL49799F786300	1	0	\$84	\$0
THEODORE AMMO-AL STATE DO / AL49799F421700	3	1	\$79	\$45
THOMASVILLE COM FAC ANNEX / AL49799F422400	1	0	\$339	\$0

(1) Five-Year Review Completed, (2) Five-Year Review Underway, (3) Five-Year Review Planned for Future

Note: Totals reflect installation project funding allocated to individual sites and do not include program management and other support costs.

Table E-8 IRP/MMRP Status of Installations with Response Completed at all Sites as of September 30, 2010

Installation / FFID	Total Number of Sites		Costs Incurred Through FY10 (\$000)	
	IRP	MMRP	IRP	MMRP
Alaska				
ARMY				
CAMP CARROLL TRAINING CENTER / AK021180204500	6	0	\$0	\$0
GERSTLE RIVER TEST SITE / AK021452234200	5	0	\$1,560	\$0
HOONAH ARMORY / AK021180251900	0	2	\$0	\$148
NG ATMAUTLUAK ARMORY / AK021180246100	0	2	\$0	\$120
NG BREVIG MISSION ARMORY / AK021180266300	0	2	\$0	\$148
NG CHEFORNAK ARMORY / AK021180248100	0	9	\$0	\$406
NG CHEVAK ARMORY / AK021180248500	1	3	\$0	\$162
NG ELIM ARMORY / AK021180250500	0	5	\$0	\$287
NG GOODNEWS BAY ARMORY / AK021180251600	0	7	\$0	\$510
NG KIANA ARMORY / AK021180253500	0	2	\$0	\$148
NG KONGIGANAK ARMORY / AK021180254700	1	5	\$0	\$239
NG LITTLE DIOMEDE ARMORY / AK021180257100	0	1	\$0	\$94
NG MEKORYUK ARMORY / AK021180258100	0	1	\$0	\$98
NG NOATAK ARMORY / AK021180259800	0	4	\$0	\$220
NG NOORVIK ARMORY / AK021180260100	0	5	\$0	\$146
NG NULATO ARMORY / AK021180260500	0	2	\$0	\$152
NG POINT BARROW ARMORY / AK021180261100	0	3	\$0	\$226
NG POINT HOPE ARMORY / AK021180261600	0	3	\$0	\$223
NG SHAKTOOLIK ARMORY / AK021180264500	0	2	\$0	\$144
NG SHISHMAREF ARMORY / AK021180265100	0	6	\$0	\$431
NG SHUNGNAK ARMORY / AK021180264100	0	4	\$0	\$297
NG ST MICHAEL ARMORY / AK021180265500	0	1	\$0	\$94
NG TELLER ARMORY / AK021180266100	0	3	\$0	\$225
NG TOGLIAK ARMORY / AK021180266800	1	2	\$0	\$96
NG UNALAKLEET ARMORY / AK021180267900	0	1	\$0	\$95
NG WAINWRIGHT ARMORY / AK021180268100	0	4	\$0	\$297
NG WALES ARMORY / AK021180268500	2	4	\$0	\$272

Installation / FFID	Total Number of Sites		Costs Incurred Through FY10 (\$000)	
	IRP	MMRP	IRP	MMRP
Alaska				
NAVY				
NG WRANGELL ARMORY / AK021180269300	0	3	\$0	\$229
NAVY				
CAPE PRINCE WALES NCCOSC / AK017002755000	3	0	\$5,886	\$0
ST LAWRENCE NCCOSC / AK017002757200	4	0	\$5,998	\$0
TIN CITY NCCOSC / AK017002757300	1	0	\$1,269	\$0
AIR FORCE				
BARTER ISLAND / AK057302861800	21	0	\$20,343	\$0
BEAVER CREEK RADIO RELAY STATION / AK057302862100	2	0	\$135	\$0
BULLEN POINT / AK057302865200 / (3)	9	0	\$7,364	\$0
CANYON CREEK RADIO RELAY STATION / AK057302862900	6	0	\$104	\$0
CHENA RIVER / AK057302863600	2	0	\$1,869	\$0
COLD BAY LONG RANGE RADAR SITE / AK057302863900 / (1) / (3)	5	0	\$5,933	\$0
FORT YUKON LONG RANGE RADAR SITE / AK057302865400 / (1) / (3)	9	2	\$11,117	\$64
GOLD KING CREEK RADIO RELAY SITE / AK057302865800	3	0	\$112	\$0
KENAI AIRPORT / AK057302864902	1	0	\$0	\$0
KOTZEBUE LONG RANGE RADAR SITE / AK057302874200 / (3)	21	3	\$14,242	\$462
PILLAR MOUNTAIN RADIO RELAY STATION / AK057302869600	1	0	\$470	\$0
PORT MOLLER / AK057302869900	5	0	\$0	\$0
TED STEVENS INTERNATIONAL AIRPORT / AK057282867400	2	0	\$1,187	\$0
TIN CITY LONG RANGE RADAR SITE / AK057302871200	15	0	\$3,905	\$0
FORMERLY USED DEFENSE SITES				
AKUTAN / AK09799F250800 / (3)	2	0	\$10,273	\$0
AM RIVER AIR BASE / AK09799F708100	1	0	\$1,148	\$0
ANCHORAGE ACS STO ANX / AK09799F701000	1	0	\$45	\$0
ANVIL MOUNTAIN AWS / AK09799F988400	1	0	\$0	\$0
BADGER RD (ARC SUR YD) / AK09799F299300	1	0	\$351	\$0

(1) Five-Year Review Completed, (2) Five-Year Review Underway, (3) Five-Year Review Planned for Future

Note: Totals reflect installation project funding allocated to individual sites and do not include program management and other support costs.

Table E-8 IRP/MMRP Status of Installations with Response Completed at all Sites as of September 30, 2010

Installation / FFID	Total Number of Sites		Costs Incurred Through FY10 (\$000)	
	IRP	MMRP	IRP	MMRP
Alaska				
BARROW LANDFILL / AK09799FA22700	1	0	\$5	\$0
BARTER ISLAND DEW STATION / AK09799F900800	1	0	\$6	\$0
BETHEL ARPT / AK09799F700200	4	0	\$6,167	\$0
BRUHN PT. (KODIAK ISL) / AK09799F299700	1	0	\$1,159	\$0
CAPE CHINIAK TRACK STA / AK09799F276700	3	0	\$9,996	\$0
CAPE NOME ACS / AK09799F277900	3	0	\$1,120	\$0
CAPE PRINCE WALES AWS / AK09799F256400	3	0	\$3,882	\$0
CAPE RODNEY (MIL SITE) / AK09799F278000	3	0	\$355	\$0
CAPE SABINE DEW(LIZ-A) / AK09799F249300	2	0	\$199	\$0
CAPE SIMPSON DEW-POW A / AK09799F251100	3	0	\$5,325	\$0
CAPE THOMPSON NAV SITE / AK09799F249200	3	0	\$907	\$0
CHUGACH MTS-SHIP CREEK / AK09799F295000	1	0	\$57	\$0
COLD BAY ACS COM-FT RA / AK09799F708800	2	0	\$28,236	\$0
CORDOVA AF / AK09799F257400	1	0	\$267	\$0
CRAIG ACS SITE / AK09799F257500	2	0	\$750	\$0
DEMARICATION BAY DEW / AK09799F250100	3	0	\$790	\$0
DRIFTWOOD BAY RR STA / AK09799F250600	1	0	\$1,753	\$0
ELSON LAGOON / AK09799F251000	1	0	\$1,648	\$0
FAIRBANKS AACs AND ACS / AK09799F709600	1	0	\$0	\$0
FORT RAY / AK09799F282100	1	0	\$0	\$0
FT SMITH/LITTLE NS / AK09799F277000	3	0	\$2,840	\$0
FT TIDBALL/LONG ISL / AK09799F276800	3	0	\$4,976	\$0
GAMBELL / AK09799F298200 / (1)	3	1	\$5,469	\$1,441
GERSTLE RIVER EXPANSION AREA / AK09799F869500	1	1	\$4,816	\$1,556
GRIFFIN POINT DEW / AK09799F249900	2	0	\$1,912	\$0
GULKANA PREP & ARMY / AK09799F280100	1	1	\$118	\$60
GUSTAVUS ARPT / AK09799F260600	1	0	\$8,858	\$0

Installation / FFID	Total Number of Sites		Costs Incurred Through FY10 (\$000)	
	IRP	MMRP	IRP	MMRP
Alaska				
HAINES MILITARY CUTOFF ROAD / AK09799F295800	1	0	\$1,501	\$0
ICY CPE DEW STA(LIZ-B) / AK09799F249400	3	0	\$4,431	\$0
JUNIPER CK FUEL DUMP / AK09799F708700	1	0	\$349	\$0
KODIAK CG SUP CNTR / AK09799F299400	1	0	\$0	\$0
KOUGAROK AFB / AK09799F263200	3	0	\$401	\$0
KRUSENSTERN RR ANX / AK09799F252500	3	0	\$1,032	\$0
LAVA LK WEATHER STA / AK09799F255100	3	0	\$630	\$0
MCINTYRE DEW STA(POW C / AK09799F251300	1	0	\$12	\$0
MOSES POINT GARRISON / AK09799F265200	3	0	\$7,006	\$0
MT.EDGE CUMBE/SITKA NOB / AK09799F292800	2	0	\$12,994	\$0
NIKE SITE JIG / AK09799F709400	1	0	\$21	\$0
NIKE SITE LOVE / AK09799F709500	1	0	\$20	\$0
NORTH RIVER RRS ANX / AK09799F252700	3	0	\$2,461	\$0
OHLSON MT / AK09799F709700	2	0	\$457	\$0
PEARD BAY DEW (LIZ-C) / AK09799F249500	3	0	\$2,453	\$0
PEDRO DOME / AK09799F298500	3	0	\$2,288	\$0
POINT BARROW RADIO STA / AK09799F291000	1	0	\$0	\$0
PORT CLARENCE LORAN ST / AK09799F708600	1	0	\$366	\$0
PORT MOLLER / AK09799F251800	3	0	\$10,095	\$0
PORT OF WHITTIER / AK09799F906800	4	0	\$4,556	\$0
SEMISOPOCHNOI ISL / AK09799F269800	1	0	\$375	\$0
SITKINAK ISL RADIO REL / AK09799F277500	1	0	\$38	\$0
SKULL CLIFF LORAN ANNEX DEW / AK09799F270500	2	0	\$261	\$0
SLEDGE ISLAND / AK09799F297700	1	0	\$21	\$0
ST PAUL/ST GEORGE / AK09799F710100	1	0	\$31	\$0
TELLER SUPPLY / AK09799F272100	1	0	\$404	\$0
TOK (ACS RADIO RELAY) / AK09799F272200	1	0	\$547	\$0

(1) Five-Year Review Completed, (2) Five-Year Review Underway, (3) Five-Year Review Planned for Future

Note: Totals reflect installation project funding allocated to individual sites and do not include program management and other support costs.

Table E-8 IRP/MMRP Status of Installations with Response Completed at all Sites as of September 30, 2010

Installation / FFID	Total Number of Sites		Costs Incurred Through FY10 (\$000)	
	IRP	MMRP	IRP	MMRP
Alaska				
WALSETH AFB,MCGRATH / AK09799F273500	2	0	\$641	\$0

Installation / FFID	Total Number of Sites		Costs Incurred Through FY10 (\$000)	
	IRP	MMRP	IRP	MMRP
American Samoa				
FORMERLY USED DEFENSE SITES				
AUA FUEL FARM / AS99799F371700	2	0	\$1,095	\$0
UTULEI STOR TANK / AS99799F371600	1	0	\$0	\$0
VAIPITO VILLAGE / AS99799F692600	1	0	\$1,432	\$0

(1) Five-Year Review Completed, (2) Five-Year Review Underway, (3) Five-Year Review Planned for Future

Note: Totals reflect installation project funding allocated to individual sites and do not include program management and other support costs.

Table E-8 IRP/MMRP Status of Installations with Response Completed at all Sites as of September 30, 2010

Installation / FFID	Total Number of Sites		Costs Incurred Through FY10 (\$000)	
	IRP	MMRP	IRP	MMRP
Arizona				
ARMY				
CAMP NAVAJO / AZ921180401000 / (1) / (3)	62	2	\$23,930	\$181
FLORENCE MILITARY RESERVATION / AZ921180408000	5	0	\$197	\$0
PHOENIX USARC #2 / AZ921046BA0700	1	0	\$0	\$0
SAFFORD TS / AZ9211804B6000	1	0	\$385	\$0
USARC DOUGLAS / AZ921046BA0200	2	0	\$8	\$0
USARC PHOENIX / AZ921042068600	13	0	\$0	\$0
USARC TUCSON / AZ921042090200	3	0	\$0	\$0
NAVY				
CHOCOLATE MOUNTAIN AGR / AZ917305395300	7	0	\$0	\$0
FLAGSTAFF NOS / AZ017002385300	2	0	\$0	\$0
SENTINEL NCCOSC / AZ917002755500	3	0	\$196	\$0
AIR FORCE				
SKY HARBOR INTERNATIONAL AIRPORT / AZ957282587900	6	0	\$7,438	\$0
FORMERLY USED DEFENSE SITES				
AVRA AIR FORCE AUX FIELD #4 / AZ99799F506800	0	1	\$0	\$0
AZTEC GROUND GUNNERY RANGE #4 / AZ99799F506900	0	1	\$0	\$0
BUCKEYE NATIONAL GUARD TAR RGE / AZ99799F507100	0	1	\$0	\$154
CAMP BOUSE RAILHEAD / AZ99799F507400	0	1	\$0	\$0
COLFRED GROUND GUNNERY RANGE#2 / AZ99799F507900	0	1	\$0	\$0
COLORADO RIVER WAR RELOCATION / AZ99799FA38000	1	0	\$13	\$0
CORONADO AUXILIARY FIELD #3 / AZ99799F508200	0	1	\$0	\$0
COVERED WELLGAP FIL AX TM181B / AZ99799F508300	1	0	\$56	\$0
FLORENCE AF AUXILIARY FACILITI / AZ99799F511100	0	1	\$0	\$0
GILBERT AF AUXILIARY FIELD / AZ99799F511700	0	1	\$0	\$0
HACKBERRY AUXILIARY FIELD #3 / AZ99799F512000	0	1	\$0	\$0
HILLSIDE GAP FILLER ANNEX M98B / AZ99799F512200	1	0	\$173	\$0

Installation / FFID	Total Number of Sites		Costs Incurred Through FY10 (\$000)	
	IRP	MMRP	IRP	MMRP
Arizona				
LAKE HAVASU AUXILIARY FIELD #6 / AZ99799F512700	0	1	\$0	\$0
LUKE AF AUX FIELD #3 / AZ99799F513100	0	1	\$0	\$157
LUKE AF AUXILIARY FIELD #2 / AZ99799F512900	0	1	\$0	\$0
MARANA ARMY AIRFIELD / AZ99799F514400	1	0	\$176	\$0
MCNEAL AUXILIARY FIELD #1 / AZ99799F514800	0	1	\$0	\$0
MODIFICATION CENTER NO. 2 / AZ99799F506300	1	0	\$1	\$0
NAVAL AIR STATION LITCHFIELD / AZ99799F50510C	3	0	\$9,116	\$0
PAPAGO PARK MANEUVER AREA / AZ99799F515700	0	1	\$0	\$0
PAPAGO PARK POW CAMP / AZ99799F515800	0	1	\$0	\$0
PRISONER OF WAR CAMP (ELOY I) -ARMY / AZ99799FA42100	1	0	\$251	\$0
RILLITO AUXILIARY FIELD #2 / AZ99799F516300	0	1	\$0	\$0
SAHUARO AUX FIELD #5 / AZ99799F516600	0	1	\$0	\$0
SELLS GAP FIL AX M92A / AZ99799F516800	1	0	\$135	\$0
SIGNAL AUXILIARY FIELD #7 / AZ99799F516900	0	1	\$0	\$0
TACNA GAP FILLER ANNEX Z162A / AZ99799F517400	1	0	\$41	\$0
TOPOCK AUX FIELD #5 / AZ99799F517800	0	1	\$0	\$0
TOPOCK GAP FIL AX SM162H / AZ99799F517900	1	0	\$22	\$0
TUCSON RIFLE CLUB / AZ99799FA44800	0	1	\$0	\$134
WEBB AUXILIARY FIELD #3 / AZ99799F518200	0	1	\$0	\$0
WILLI FD BOMB TAR RGE #16 / AZ99799F519200	0	1	\$0	\$0
WILLI FD BOMB TAR RGE #18 / AZ99799F519400	0	1	\$0	\$0
WILLI FD BOMB TAR RGE #24 / AZ99799F519800	0	1	\$0	\$0
WILLI FD BOMB TAR RGE #3 / AZ99799F519900	0	1	\$0	\$136
WILLIAM FIELD BOMB TAR RGE #15 / AZ99799F519100	0	1	\$0	\$0
WILLIAM FIELD BOMB TAR RGE #17 / AZ99799F519300	0	1	\$0	\$0
WILLIAM FIELD BOMB TAR RGE #21 / AZ99799F519600	0	1	\$0	\$0
WILLIAMS FIELD BOMB TAR RGE #6 / AZ99799F520200	0	1	\$0	\$2,741

(1) Five-Year Review Completed, (2) Five-Year Review Underway, (3) Five-Year Review Planned for Future

Note: Totals reflect installation project funding allocated to individual sites and do not include program management and other support costs.

Table E-8 IRP/MMRP Status of Installations with Response Completed at all Sites as of September 30, 2010

Installation / FFID	Total Number of Sites		Costs Incurred Through FY10 (\$000)	
	IRP	MMRP	IRP	MMRP
Arizona				
WILLIAMS FIELD BOMB TARGET RANGE 1A / AZ99799FA31600	0	1	\$0	\$0
WINSLOW AF STATION Z-93 / AZ99799F520600	1	0	\$518	\$0
YUMA AUXILIARY FIELD NO 1 / AZ99799F521100	0	1	\$0	\$0

Installation / FFID	Total Number of Sites		Costs Incurred Through FY10 (\$000)	
	IRP	MMRP	IRP	MMRP
Arkansas				
ARMY				
AFRC NORTH LITTLE ROCK (PIKE) / AR621045HA3300	8	0	\$0	\$0
FORT CHAFFEE / AR621372018700 / (1) / (2)	34	1	\$29,784	\$0
FORT CHAFFEE MANEUVER TRAINING CTR / AR621182018700 / (1) / (2)	21	0	\$1,120	\$0
SAMUEL STONE JR USARC / AR62104AR03100	6	0	\$0	\$0
USARC ARKADELPHIA / AR621045OA1900	1	0	\$0	\$0
USARC BLYTHEVILLE / AR621045HA4000	1	0	\$0	\$0
USARC CAMDEN / AR621045HA0100	10	0	\$0	\$0
USARC CONWAY / AR621045VA2400	10	0	\$0	\$0
USARC EL DORADO (O2) / AR621045HA0900	1	0	\$0	\$0
USARC ELDORADO (GARRETT) / AR621045SA2300	5	0	\$0	\$0
USARC FAYETTEVILLE / AR621045BA0400	5	0	\$0	\$0
USARC FORT CHAFFEE (1368) / AR621045HA1000	1	0	\$0	\$0
USARC FORT CHAFFEE (241) / AR621045HA0300	1	0	\$0	\$0
USARC FORT CHAFFEE (2465) / AR621045HA0500	3	0	\$0	\$0
USARC FORT CHAFFEE (ECS 15) / AR621045HA1700	14	0	\$0	\$0
USARC FORT CHAFFEE (NCO ACADEMY) / AR621045HA2900	5	0	\$0	\$0
USARC FORT SMITH / AR6210450A2000	1	0	\$0	\$0
USARC HARRISON / AR621045VA2500	9	0	\$0	\$0
USARC HOT SPRINGS / AR621045VA2600	8	0	\$0	\$0
USARC JONESBORO / AR621045HA0800	7	0	\$0	\$0
USARC LITTLE ROCK (ASF 19) / AR621045HA1800	4	0	\$0	\$0
USARC LITTLE ROCK (FINKBEINER) / AR621042120500	5	0	\$0	\$0
USARC LITTLE ROCK (TERRY) / AR621045ZA2700	2	0	\$0	\$0
USARC NASHVILLE, AR / AR621045OA2200	1	0	\$0	\$0
USARC RUSSELLVILLE / AR621045HA3900	1	0	\$0	\$0
USARC TEXARKANA 01 / AR621045VA2800	3	0	\$0	\$0
USARC TEXARKANA 02 / AR621045HA1500	2	0	\$0	\$0

(1) Five-Year Review Completed, (2) Five-Year Review Underway, (3) Five-Year Review Planned for Future

Note: Totals reflect installation project funding allocated to individual sites and do not include program management and other support costs.

Table E-8 IRP/MMRP Status of Installations with Response Completed at all Sites as of September 30, 2010

Installation / FFID	Total Number of Sites		Costs Incurred Through FY10 (\$000)	
	IRP	MMRP	IRP	MMRP
Arkansas				
USARC WEST MEMPHIS / AR621045HA4200	2	0	\$0	\$0
AIR FORCE				
HOT SPRINGS MEMORIAL AIRPORT / AR657282852100	2	0	\$395	\$0
FORMERLY USED DEFENSE SITES				
CAMDEN AUXILIARY AIRFIELD / AR69799F612100	1	0	\$51	\$0
EL DORADO ARMY AIRFIELD / AR69799F605400	1	0	\$29	\$0
HOT SPRINGS ARMY-NAVY HOSPITAL / AR69799F607300	1	0	\$87	\$0
LITTLE ROCK COM TRA SITE / AR69799F608900	1	0	\$31	\$0
MAUMELLE ORDNANCE WORKS / AR69799F604900	1	1	\$13	\$158
SECOND ARMY AMMUNITION DEPOT / AR69799F799900	0	1	\$0	\$1
STUTTGART AIRFIELD / AR69799F605100	1	2	\$26	\$1,106
TEXARKANA AFS Z-91 / AR69799F608400	1	0	\$95	\$0
WAL RIDGE AAF & POW CAMP / AR69799F606400	2	0	\$33	\$0

Installation / FFID	Total Number of Sites		Costs Incurred Through FY10 (\$000)	
	IRP	MMRP	IRP	MMRP
California				
ARMY				
CAMP ROBERTS SATCOM / CA921402282300	1	0	\$0	\$0
EAST FORT BAKER / CA921402005500	10	0	\$4,368	\$0
EL MONTE USARC / CA921042123500	5	0	\$0	\$0
FORT HUNTER LIGGETT BRAC / CA921402043600	0	1	\$0	\$2
FRESNO AFRC / CA921042370200	4	0	\$0	\$0
GARDEN GROVE USARC / CA921042293000	5	0	\$0	\$0
HAMILTON ARMY AIRFIELD / CA921402303800 / (3)	21	1	\$36,960	\$0
HF RADIO RECEIVER, SANTA ROSA / CA921082228800	3	0	\$0	\$0
LOMPOC BRANCH DISCIPLINARY BARRACKS / CA921402101200 / (1) / (2)	8	1	\$6,158	\$0
MARINA USARC/OMS/AMSA 12 S-S / CA921042361200	10	0	\$0	\$0
NG HAMMER FIELD / CA921180615500	1	0	\$0	\$0
PFC L.T. BACCIGLEIRI HALL AFRC / CA921042252400	1	0	\$0	\$0
PRESIDIO OF MONTEREY / CA921372060600 / (1) / (3)	13	0	\$3,918	\$0
PRESIDIO OF SAN FRANCISCO / CA921402079100	60	1	\$128,036	\$0
QUINONES AFRC / CA92104CA02100	1	0	\$26	\$0
RIO VISTA RESERVE TRAINING AREA / CA921406GB8500	13	0	\$6,773	\$0
ROARK HALL USARC/AMSA 29(G) / CA921046BB0500	9	0	\$0	\$0
THRALL HALL USARC / CA921042256700	5	0	\$0	\$0
USARC BELL (AMSA 15) / CA92104CA13400	22	0	\$0	\$0
USARC CHICO / CA9210461B0600	5	0	\$0	\$0
USARC CLOVIS / CA9210461B0700	1	0	\$0	\$0
USARC FRESNO (AMSA 14-G) / CA921042100600	11	0	\$0	\$0
USARC LONG BEACH / CA921042226300	7	0	\$0	\$0
USARC LOS ANGELES 01 / CA92104CA09500	5	0	\$0	\$0
USARC LOS ANGELES 02 / CA921042053100	5	0	\$0	\$0
USARC MODESTO / CA921042213600	1	0	\$0	\$0
USARC MOUNTAIN VIEW / CA921042173400	9	0	\$0	\$0

(1) Five-Year Review Completed, (2) Five-Year Review Underway, (3) Five-Year Review Planned for Future

Note: Totals reflect installation project funding allocated to individual sites and do not include program management and other support costs.

Table E-8 IRP/MMRP Status of Installations with Response Completed at all Sites as of September 30, 2010

Installation / FFID	Total Number of Sites		Costs Incurred Through FY10 (\$000)	
	IRP	MMRP	IRP	MMRP
California				
USARC NORCO / CA921042305700	3	0	\$0	\$0
USARC OAKLAND (HEROIC WAR DEAD) / CA921042288800	1	0	\$932	\$0
USARC PASADENA, CA / CA921042055700	5	0	\$0	\$0
USARC SAN BERNARDINO (AMSA 19G) / CA92104CA13500	10	0	\$0	\$0
USARC SAN JOSE (AMSA 12) / CA921042079500	8	0	\$0	\$0
USARC SAN PABLO / CA921042157500	12	0	\$0	\$0
USARC SANTA ANA / CA921042264100	5	0	\$0	\$0
USARC SANTA BARBARA / CA921046BB6200	5	0	\$0	\$0
USARC SANTA ROSA / CA921042280700	5	0	\$0	\$0
USARC SUNNYVALE / CA921046GB7200	1	0	\$0	\$0
USARC VALLEJO / CA921042211100	2	0	\$0	\$0
USARC VAN NUYS / CA92104CA09200	4	0	\$0	\$0
VAN DEMAN HALL USARC / CA921042242700	3	0	\$0	\$0
VAN NUYS MAINTENANCE SHOP / CA921042123600	1	0	\$0	\$0
WILKSON HALL USARC / CA921042199100	9	0	\$0	\$0
NAVY				
CENTERVILLE BEACH NAVFAC / CA917002438300	10	0	\$6,765	\$0
CORONA NOC NWAD / CA917002471200	2	0	\$0	\$0
DALY CITY EFA WEST / CA917002469600	1	0	\$53	\$0
LOS ANGELES NMCRC / CA917002316600	1	0	\$983	\$0
NORTH IS NADEP / CA917009999900	1	0	\$0	\$0
OAKLAND FISC / CA917002477600 / (1) / (3)	28	0	\$14,771	\$0
OAKLAND NAVMEDCOM NWREG / CA917002725400	1	0	\$0	\$0
PASADENA MCRC / CA917006211300	1	0	\$191	\$0
PICO RIVERA MCRTC / CA917302755300	1	0	\$58	\$0
POINT SUR NAVFAC / CA917002422500	1	0	\$172	\$0
POMONA NIROP / CA917002309800	3	0	\$0	\$0

Installation / FFID	Total Number of Sites		Costs Incurred Through FY10 (\$000)	
	IRP	MMRP	IRP	MMRP
California				
SALTON SEA TEST RANGE / CA917002755200 / (1) / (3)	23	0	\$614	\$0
SAN DIEGO FASWTC PAC / CA917002429000	6	0	\$1,164	\$0
SAN DIEGO NAVMEDCTR / CA917002314400	1	0	\$0	\$0
SAN DIEGO SPASURFLDSTA / CA917006607900	1	1	\$721	\$155
SAN NICOLAS ISLAND OLF / CA917002464000	15	0	\$6,599	\$0
SKAGGS ISLAND NSGA / CA917002431700	13	0	\$10,670	\$0
STOCKTON NCS / CA917002438200	76	1	\$63,130	\$0
SUNNYVALE NIROP / CA917002291500	16	0	\$147	\$0
WARNER SPRINGS SERE CAMP / CA917002752800	1	0	\$1,081	\$0
AIR FORCE				
AIR FORCE PLANT 70 / CA957172532300	12	0	\$0	\$0
COSTA MESA AIR GUARD STATION / CA957282463800	1	0	\$0	\$0
MOUNT DISAPPOINTMENT RADIO RELAY STATION / CA957282963200	4	0	\$163	\$0
ONIZUKA AIR FORCE BASE / CA957112573600	5	0	\$139	\$0
POINT ARENA AIR FORCE STATION / CA957212428000	4	0	\$2,409	\$0
FORMERLY USED DEFENSE SITES				
(CAFS) FAMILY HOUSING / CA99799F694000	1	0	\$12	\$0
ACCESS ROAD FOR EL CENTRO ROCKET TARGETS / CA99799F754100	0	1	\$0	\$0
AF PLANT #14 / CA99799F530400	2	0	\$1,640	\$0
AGF&ASF REDISTRIB STA / CA99799F535300	0	1	\$0	\$0
AIR FORCE PLANT #16 (NASA) / CA99799F530500	1	0	\$2	\$0
ALLEN AUX FIELD #3 / CA99799F535500	0	1	\$0	\$0
AMPHIBIOUS TRAINING BASE / CA99799F688500	1	1	\$301	\$0
ARMY-NAVY DISTRIBUTING CENTER / CA99799F569600	1	0	\$15	\$0
AZUSA DUMP SITE OWL 4X PL / CA99799F524300	1	1	\$421	\$68
BALLICO AUXILIARY FIELD NO. 2 / CA99799F569700	1	0	\$4	\$0

(1) Five-Year Review Completed, (2) Five-Year Review Underway, (3) Five-Year Review Planned for Future

Note: Totals reflect installation project funding allocated to individual sites and do not include program management and other support costs.

Table E-8 IRP/MMRP Status of Installations with Response Completed at all Sites as of September 30, 2010

Installation / FFID	Total Number of Sites		Costs Incurred Through FY10 (\$000)	
	IRP	MMRP	IRP	MMRP
California				
BANNING PARK CAMP / CA99799F536100	0	1	\$0	\$0
BAYWOOD PARK TRAINING AREA / CA99799F524700	0	1	\$0	\$1,142
BEALE AFB TITAN 1-B / CA99799F569800	3	0	\$1,337	\$0
BISHOP AIRPORT / CA99799F570000	1	0	\$173	\$0
BOMBING TARGETS IMPERIAL DUNES / CA99799F753700	0	1	\$0	\$0
BORON AIR FORCE STATION Z-59 / CA99799F537400	2	0	\$197	\$0
CADIZ LAKE SONIC TAR #10 / CA99799F538000	0	1	\$0	\$0
CADIZ LAKE SONIC TARGET #1 / CA99799F537900	0	1	\$0	\$0
CALIF WING CIVIL AIR PATROL / CA99799F539000	0	1	\$0	\$0
CALISTOGA RADIO BEACON ANNEX / CA99799F570400	1	0	\$13	\$0
CALL MOUNTAIN RADIO RELAY ANNEX / CA99799F570500	1	0	\$15	\$0
CAMBRIA AIR FORCE STATION / CA99799F539100	1	0	\$282	\$0
CAMP ASHBY / CA99799F570600	1	0	\$15	\$0
CAMP CACTUS / CA99799F539300	1	0	\$122	\$0
CAMP DUNLAP / CA99799F526700	1	0	\$247	\$0
CAMP GRANITE / CA99799F813200	0	1	\$0	\$0
CAMP IBIS (CAMA) / CA99799F540200	0	1	\$0	\$2,718
CAMP IRWIN / CA99799FA01300	0	1	\$0	\$0
CAMP MANZANAR / CA99799F743900	1	0	\$292	\$0
CAMP MIRAMAR / CA99799F571100	1	0	\$27	\$0
CAMP PINEDALE / CA99799F571300	1	1	\$458	\$20
CAMP ROBERTS / CA99799F691900	2	0	\$8	\$0
CAMP SEELEY / CA99799F540600	0	1	\$0	\$0
CAMP SEELEY ORD TRG CENTER / CA99799F540900	0	1	\$0	\$0
CAMP SEELEY ORDNANCE PROV GRD / CA99799F540800	0	1	\$0	\$0
CAMP SHAFTER / CA99799F541000	0	1	\$0	\$0
CAMP VISTA- ARMY / CA99799FA06500	0	1	\$0	\$184

Installation / FFID	Total Number of Sites		Costs Incurred Through FY10 (\$000)	
	IRP	MMRP	IRP	MMRP
California				
CAMPBELL AUXILIARY FIELD NO. 4 / CA99799F571600	2	0	\$0	\$0
CANOVA AVE FACILITY (AFP#56) / CA99799F530700	2	0	\$544	\$0
CAPETOWN GAP FILLER ANNEX / CA99799F571700	2	0	\$272	\$0
CASTLE AFB COMMUNICATIONS ANNEX / CA99799F528300	1	0	\$151	\$0
CASTLE AFB RADIO BEACON ANNEX / CA99799F572000	1	0	\$13	\$0
CASTLE AFB TVOR ANNEX / CA99799F572100	1	0	\$17	\$0
CATALINA TRAINING BASE / CA99799FA23400	1	0	\$390	\$0
CHELI AFS / CA99799F531400	1	0	\$0	\$0
CHEMEHUEVI INDIAN RESERVATION / CA99799FA32400	0	1	\$0	\$0
CHINA BEACH BIVOUAC AREA / CA99799F572500	1	0	\$0	\$0
CHINO PRISONER OF WAR CAMP - ARMY / CA99799FA38400	0	1	\$0	\$60
COAST ARTILLERY CAMP / CA99799F997600	0	1	\$0	\$0
CORN SPRINGS GAP FILLER ANNEX SM-16 / CA99799FA50700	1	0	\$2	\$0
CORONA ANNEX / CA99799F599900	0	1	\$0	\$69
COYOTE WELLS GAP FIL AX P76B / CA99799F542200	1	0	\$185	\$0
CP ROSS / CA99799F540500	0	1	\$0	\$0
DEL NORTE COUNTY AIRPORT / CA99799F574000	1	0	\$4	\$0
DESERT CENTER DIVISION CAMP / CA99799F542800	0	1	\$0	\$0
DESERT CNTR ARPT / CA99799F542700	1	0	\$15	\$0
DEWITT GENERAL HOSPITAL / CA99799F573100	2	0	\$460	\$0
DUNLOP AUXILIARY FIELD / CA99799F537500	0	1	\$0	\$0
EAGLE ARMY AIRFIELD / CA99799F573400	4	0	\$835	\$0
EAST BOREGO BT / CA99799F754500	0	1	\$0	\$0
EDWARDS AFB PROJ ROUND UP / CA99799F543300	0	1	\$0	\$0
EL CENTRO MARINE CORPS AIR STATION / CA99799FA07400	1	0	\$268	\$0
EL SEGUNDO BATTERY SITE / CA99799F535000	0	1	\$0	\$58
FAMOSA AUXILIARY FIELD #3 / CA99799F544200	0	1	\$0	\$0

(1) Five-Year Review Completed, (2) Five-Year Review Underway, (3) Five-Year Review Planned for Future

Note: Totals reflect installation project funding allocated to individual sites and do not include program management and other support costs.

Table E-8 IRP/MMRP Status of Installations with Response Completed at all Sites as of September 30, 2010

Installation / FFID	Total Number of Sites		Costs Incurred Through FY10 (\$000)	
	IRP	MMRP	IRP	MMRP
California				
FARALLON ISLANDS / CA99799F917400	1	0	\$244	\$0
FORWARD RELAY STATION 1-MS / CA99799F544300	0	1	\$0	\$0
FT. MACARTHUR LOWER&MIDDLE RES / CA99799F533800	0	1	\$0	\$161
GIBSON REDWOOD CITY / CA99799FA20200	1	0	\$29	\$0
GRANADA CANTONMENT AREA / CA99799F575000	1	0	\$15	\$0
GRANITE CANYON MARINE LABORATORY / CA99799F988900	1	0	\$1,209	\$0
GREAT HIGHWAY MILITARY RESERVATION / CA99799F575200	1	0	\$13	\$0
GREY BUTTE AUX FLD #4 / CA99799F545300	0	1	\$0	\$0
GUALALA BOMBING TARGET / CA99799F592800	0	1	\$0	\$1
HALF MOON BAY FLIGHT STRIP / CA99799F575600	1	0	\$272	\$0
HAMILTON ARMY AIRFIELD PHASE II CONTRACT / CA99799F990400	1	0	\$4,995	\$0
HAMILTON ARMY AIRFIELD PHASE II IN HOUSE / CA99799F990300	1	0	\$3,399	\$0
HAMMOND GENERAL HOSPITAL / CA99799F576000	3	0	\$159	\$0
KINNER MOTORS / CA99799F532000	2	0	\$574	\$0
LA DEF AREA NIKE 88 / CA99799F547700	1	0	\$155	\$0
LAKE PILLSBURY REST CAMP / CA99799F577400	1	0	\$15	\$0
LAWRENCE LIVERMORE NATIONAL LABORATORY / CA99799F590800	1	0	\$552	\$0
LOS ANGELES AFS ANNEX NO.1 / CA99799F550800	1	0	\$27	\$0
LOS ANGELES MEDICAL DEPOT / CA99799F550900	1	0	\$127	\$0
LOS ANGELES ORDNANCE DEPOT / CA99799F549100	0	1	\$0	\$0
MANHATTAN BEACH RAILWAY SITE / CA99799F551200	0	1	\$0	\$0
MARCH TVOR ANX / CA99799F551500	1	0	\$24	\$0
MENDENHALL PEAK CAMP SITE / CA99799F551700	0	1	\$0	\$0
MERCED AUXILIARY FIELD NO. 1 / CA99799F579800	1	0	\$3	\$0
MERCED AUXILIARY FIELD NO. 3 / CA99799F579600	1	0	\$16	\$0
MERCED JAPANESE RECEPTION CENTER / CA99799F579900	1	0	\$13	\$0
MEXICAN BORDER FCS / CA99799F551800	0	1	\$0	\$0

Installation / FFID	Total Number of Sites		Costs Incurred Through FY10 (\$000)	
	IRP	MMRP	IRP	MMRP
California				
MILL VALLEY AFB / CA99799F688800	2	0	\$922	\$0
MONTEZUMA SLOUGH / CA99799FA20500	2	1	\$0	\$1
MORRO BAY-SAN SIMEON MANEUVER AREA / CA99799FA50200	0	1	\$0	\$0
MOUNT LAGUNA AF STATION / CA99799F590900	2	0	\$881	\$0
MOUNT VACA RADIO RELAY STATION / CA99799F580500	1	0	\$2	\$0
MT LAGUNA (GATR) / CA99799F524800	1	0	\$5	\$0
MT. WHITNEY MILITARY RESERVATION / CA99799F744000	0	1	\$0	\$0
NASA AREA 2 / CA99799F530800	2	0	\$145	\$0
NAVAL AIR BASE / CA99799F993700	0	1	\$0	\$169
NAVAL AIR STATION / CA99799FA03700	1	0	\$429	\$0
NAVAL AUXILIARY AIR STATION MONTEREY / CA99799F600400	4	0	\$15,091	\$0
NAVAL DIRECTION FINDER / CA99799F991400	1	0	\$94	\$0
NAVAL INDUSTRIAL RESERVE PLANT BERKELEY / CA99799F527100	1	0	\$131	\$0
NAVAL MATERIAL REDISTRIBUTION / CA99799F597200	1	0	\$102	\$0
NAVAL ORDNANCE LAB / CA99799F597800	0	1	\$0	\$0
NAVAL ORDNANCE TEST STATION / CA99799FA03300	0	1	\$0	\$0
NAVAL OUTER LANDING FIELD COTATI / CA99799FA49500	3	1	\$180	\$1
NAVAL WEAPONS INDUST RES PLT / CA99799F595300	0	1	\$0	\$4
NAVY DIRIGIBLE BASE / CA99799FA06000	0	1	\$0	\$0
NAVY SECTION BASE / CA99799F744100	0	1	\$0	\$0
NEW MERCED MUNICIPAL AIRPORT / CA99799F580900	1	0	\$16	\$0
NEWPORT BEACH FCS / CA99799F553300	0	1	\$0	\$0
NIKE BATTERY #57 / CA99799F547800	1	0	\$22	\$0
NIKE BATTERY 14 - SILOS / CA99799F548300	1	1	\$63	\$0
NIKE BATTERY 29 / CA99799F548000	3	0	\$2,409	\$0
NIKE BTY 70 / CA99799F547900	1	0	\$13	\$0
NWS SEAL BEACH / CA99799F596000	0	1	\$0	\$0

(1) Five-Year Review Completed, (2) Five-Year Review Underway, (3) Five-Year Review Planned for Future

Note: Totals reflect installation project funding allocated to individual sites and do not include program management and other support costs.

Table E-8 IRP/MMRP Status of Installations with Response Completed at all Sites as of September 30, 2010

Installation / FFID	Total Number of Sites		Costs Incurred Through FY10 (\$000)	
	IRP	MMRP	IRP	MMRP
California				
ONTARIO A.N.G. TRAINING SITE / CA99799F554300	1	1	\$19	\$0
OROVILLE GAP FILLER ANNEX P-58B / CA99799F581500	1	0	\$16	\$0
OXNARD ILS OUTER MARK ANNEX / CA99799F554800	0	1	\$0	\$0
OXNARD SEACOAST BATTERY / CA99799F555000	0	1	\$0	\$0
PACIFIC OVERSEAS AIR SERVICE COMMAND STAGING AREA / CA99799F581700	1	0	\$21	\$0
PALM SPRINGS ARMY AIR FIELD / CA99799F555100	0	2	\$0	\$342
PALMDALE CANT AREA / CA99799F555300	1	0	\$28	\$0
PALOS VERDES GAP FIL AX SM162D / CA99799F555400	1	0	\$393	\$0
PALOS VERDES WHF CONT CTR / CA99799F544100	1	0	\$82	\$0
PASO ROBLES MUNICIPAL AIRPORT / CA99799F543600	1	0	\$109	\$0
POINT VICENTE MIL RES FC SITES / CA99799F556800	3	1	\$1,877	\$0
POMONA QUARTERMASTER DEPOT / CA99799F556000	0	1	\$0	\$0
POSO AUXILIARY FIELD #6 / CA99799F556200	0	1	\$0	\$0
POTTER AUXILIARY FIELD NO. 5 / CA99799F582400	1	0	\$13	\$0
PRC-PATTERSON INCORPORATED / CA99799FA49100	1	0	\$30	\$0
PYRITE CANYON / CA99799F788600	0	1	\$0	\$73
RICE AIR FIELD / CA99799F558000	1	0	\$247	\$0
SADDLE PEAK NIKE / CA99799F522500	2	0	\$373	\$0
SAN BER ENGR DEPOT / CA99799F558700	1	1	\$6,736	\$0
SAN FRANCISCO NIKE BATTERY 31 / CA99799F599100	1	0	\$128	\$0
SAN FRANCISCO NIKE BATTERY 89 / CA99799F585700	2	0	\$287	\$0
SAN FRANCISCO NIKE BATTERY 91 / CA99799F585800	1	0	\$253	\$0
SANTA ANA ARMY AIR BASE / CA99799F561600	1	0	\$915	\$0
SANTA MONICA AAF REDIS STA #3 / CA99799F562200	0	1	\$0	\$0
SANTA MONICA MOUNTAINS / CA99799F590100	1	0	\$126	\$0
SANTA ROSA ARMY AIRFIELD / CA99799F524400	2	1	\$3,743	\$294
SHAFTER COMM FACILITY ANNEX #2 / CA99799F529800	1	0	\$41	\$0

Installation / FFID	Total Number of Sites		Costs Incurred Through FY10 (\$000)	
	IRP	MMRP	IRP	MMRP
California				
SHAFTER GAP FILLER ANX / CA99799F562800	1	0	\$158	\$0
SHAVERS SUMMIT AIRFIELD / CA99799F562900	0	1	\$0	\$0
TECATE GAP FILLER ANX / CA99799F563400	1	0	\$289	\$0
TIBURON NAVAL NET DEPOT / CA99799F597000	2	0	\$864	\$0
TORNEY GEN HOSPITAL / CA99799F563900	1	0	\$347	\$0
TRAVIS AFB NIKE BATTERY 86 / CA99799F588200	1	0	\$347	\$0
U.S.A.R. HUNTINGTON PARK / CA99799F564400	0	1	\$0	\$0
UNIVERSITY OF CALIFORNIA SANTA BARBARA / CA99799F810900	2	0	\$248	\$0
VANDENBERG ILS OUTER MARKER AN / CA99799F565600	1	0	\$97	\$0
VICTORVILLE AIR FORCE BASE / CA99799F805800	0	1	\$0	\$0
WHITMORE GAP FILLER ANNEX / CA99799F524200	2	0	\$505	\$0
WILDCAT MILITARY RESERVATION / CA99799F522300	1	1	\$84	\$5
WILMINGTON CLA & HOLD YD / CA99799F569000	1	1	\$139	\$0
WILSON PARK DAVIS COMMUNICATION ANNEX / CA99799F728500	2	0	\$65	\$0

(1) Five-Year Review Completed, (2) Five-Year Review Underway, (3) Five-Year Review Planned for Future

Note: Totals reflect installation project funding allocated to individual sites and do not include program management and other support costs.

Table E-8 IRP/MMRP Status of Installations with Response Completed at all Sites as of September 30, 2010

Installation / FFID	Total Number of Sites		Costs Incurred Through FY10 (\$000)	
	IRP	MMRP	IRP	MMRP
Colorado				
ARMY				
BENNETT ARNG TRAINING SITE / CO821080801500	1	0	\$780	\$0
DONALD D PUCKETT USARC / CO821042249500	6	0	\$0	\$0
DUNCAN-SELIX AFRC / CO82104CO01000	1	0	\$0	\$0
ELMER E FRYAR USARC / CO821042189500	3	0	\$0	\$0
EQUIPMENT CONCENTRATION SITE 42 (FORT CARSON) / CO82104CO01800	9	0	\$0	\$0
FITZSIMONS ARMY MEDICAL CENTER / CO821162033300	15	0	\$26,727	\$0
FORT COLLINS USARC (AMSA 100 BMA) / CO82104CO01900	11	0	\$0	\$0
USARC AURORA 01 / CO821046FC0100	1	0	\$0	\$0
USARC AURORA 02 / CO82104CO00200	1	0	\$0	\$0
USARC COMMERCE CITY (AMSA 22) / CO821046FC3000	4	0	\$0	\$0
USARC PUEBLO / CO821046FC2600	3	0	\$0	\$0
AIR FORCE				
CHEYENNE MOUNTAIN AS / CO857112571900	1	0	\$0	\$0
GREELEY AIR GUARD STATION / CO857282881400	6	0	\$12	\$0
FORMERLY USED DEFENSE SITES				
AIR FORCE FINANCE & ACCOUNTING CENTER / CO89799F053200	1	0	\$156	\$0
BUCKLEY FIELD ARC TR CTR / CO89799F059700	2	1	\$456	\$5
CRAIG ARMY NATL GUARD TRG SITE / CO89799F055500	0	1	\$0	\$22
DENVER ORD PLANT / CO89799F051200	2	0	\$721	\$0
F.E. WARREN AFB AF FAC - SITE 10 / CO89799F051400	3	0	\$530	\$0
FE WARREN AFB FAC SITE 9 / CO89799F052400	3	0	\$607	\$0
FORT LOGAN / CO89799F057100	1	0	\$741	\$0
FT CARSON MANEUVER AREA / CO89799F053000	0	1	\$0	\$148
GRANADA REL CENTER / CO89799F057200	1	0	\$32	\$0
LOWRY AFB S-1 (COMPLEX 1A) / CO89799F694200	2	0	\$1,326	\$0
MONTROSE NATIONAL GUARD TARGET RANGE / CO89799F057800	0	1	\$0	\$2

Installation / FFID	Total Number of Sites		Costs Incurred Through FY10 (\$000)	
	IRP	MMRP	IRP	MMRP
Colorado				
PUEBLO ARMY AIR FIELD / CO89799F058300	1	0	\$105	\$0

(1) Five-Year Review Completed, (2) Five-Year Review Underway, (3) Five-Year Review Planned for Future

Note: Totals reflect installation project funding allocated to individual sites and do not include program management and other support costs.

Table E-8 IRP/MMRP Status of Installations with Response Completed at all Sites as of September 30, 2010

Installation / FFID	Total Number of Sites		Costs Incurred Through FY10 (\$000)	
	IRP	MMRP	IRP	MMRP
Connecticut				
ARMY				
BRADLEY FIELD ARNG / CT121180918000	4	0	\$0	\$0
EAST WINDSOR USARC / CT121042151900 / (1) / (3)	16	0	\$414	\$0
FAMILY HOUSING BRIDGEPORT NIKE 04 / CT121400920600	3	0	\$0	\$0
FAMILY HOUSING BRIDGEPORT NIKE 15 / CT121400921600	3	0	\$0	\$0
FAMILY HOUSING BRIDGEPORT NIKE 65 / CT121400930600	2	0	\$0	\$0
FAMILY HOUSING HARTFORD NIKE 67 / CT121400956800	2	0	\$0	\$0
FAMILY HOUSING HARTFORD NIKE 8 / CT121400950900	2	0	\$0	\$0
FAMILY HOUSING MANCHESTER, CT 25 / CT121402256800	3	0	\$0	\$0
FAMILY HOUSING MIDDLETOWN 48 / CT121400987200	3	0	\$0	\$0
FAMILY HOUSING MILFORD, CT 17 / CT121402263900	2	0	\$0	\$0
FAMILY HOUSING NEW BRITAIN, CT 57 / CT121402266100	2	0	\$0	\$0
FAMILY HOUSING PORTLAND CT 36 / CT121402262700	3	0	\$0	\$0
FAMILY HOUSING SHELTON CT 74 / CT121402258900	6	0	\$0	\$0
FAMILY HOUSING WESTPORT CT 73 / CT121402262600	3	0	\$0	\$0
MIDDLETOWN USARC / CT121042277000	12	0	\$230	\$0
USARC BRIDGEPORT / CT121042296500	9	0	\$0	\$0
USARC DANBURY / CT121041AB0800	1	0	\$0	\$0
USARC MILFORD / CT121042180700	11	0	\$0	\$0
USARC NEW HAVEN / CT121041AB3500	7	0	\$0	\$0
USARC WATERBURY / CT121041AB3800	4	0	\$0	\$0
USARC WEST HARTFORD / CT121041AB4200	5	0	\$0	\$0
WINDSOR LOCKS USARC / CT121042258700	26	0	\$233	\$0
NAVY				
BLOOMFIELD NWIRP / CT117002213400	8	0	\$4,923	\$0
EAST LYME NUSC / CT117002757400	1	0	\$195	\$0

Installation / FFID	Total Number of Sites		Costs Incurred Through FY10 (\$000)	
	IRP	MMRP	IRP	MMRP
Connecticut				
FORMERLY USED DEFENSE SITES				
BRADLEY MILITARY AF / CT19799F175000	3	0	\$1,648	\$0
BRAINARD FIELD / CT19799F903600	0	1	\$0	\$0
FORT GRISWOLD / CT19799F869700	0	1	\$0	\$0
FORT HALE / CT19799F903300	1	1	\$24	\$0
NAVY IRP #61 / CT19799F176300	1	0	\$1	\$0
NEW HAV ARMY AF / CT19799F175700	1	1	\$34	\$0
NIKE 04 / CT19799F173600	1	0	\$188	\$0
NIKE 08 / CT19799F173700	1	0	\$136	\$0
NIKE 48 / CT19799F174400	1	0	\$202	\$0
NIKE BR-23 / CT19799F174100	2	0	\$339	\$0
NIKE BR-65 / CT19799F174000	2	0	\$301	\$0
NIKE HA-25 / CT19799F174200	1	0	\$165	\$0
NIKE HA-67 / CT19799F174500	1	0	\$158	\$0
PINE ISL BAT SITE / CT19799F676800	1	1	\$4	\$0
POSHEN PT AMTB 914 / CT19799F810600	0	1	\$0	\$0
PRATT & WHITNEY PLANCOR / CT19799F174800	2	0	\$40	\$0
REHAB CNTR / CT19799F173800	1	0	\$48	\$0
RENTSCHLER FIELD / CT19799F903500	0	1	\$0	\$0

(1) Five-Year Review Completed, (2) Five-Year Review Underway, (3) Five-Year Review Planned for Future

Note: Totals reflect installation project funding allocated to individual sites and do not include program management and other support costs.

Table E-8 IRP/MMRP Status of Installations with Response Completed at all Sites as of September 30, 2010

Installation / FFID	Total Number of Sites		Costs Incurred Through FY10 (\$000)	
	IRP	MMRP	IRP	MMRP
Delaware				
ARMY				
USARC DOVER / DE321042180500	5	0	\$0	\$0
USARC LEWES / DE3210415C1600	5	0	\$0	\$0
USARC SEAFORD / DE3210415CZ100	2	0	\$0	\$0
USARC WILMINGTON, DE / DE321042116800	4	0	\$0	\$0
FORMERLY USED DEFENSE SITES				
DRAVO CORPORATION / DE39799F136400	2	0	\$480	\$0
FORT DELAWARE (PEA PATCH ISLAND) / DE39799F134100	1	1	\$336	\$162
FORT MILES MILITARY RESERVATION / DE39799F133300 / (3)	3	1	\$1,471	\$3,858
LENAPE ORD MOD CNTR / DE39799F134400	1	0	\$336	\$0

Installation / FFID	Total Number of Sites		Costs Incurred Through FY10 (\$000)	
	IRP	MMRP	IRP	MMRP
District of Columbia				
ARMY				
FORT MCNAIR / DC321022100400	9	0	\$1,610	\$0
WALTER REED ARMY MEDICAL CENTER / DC321162115600	7	0	\$4,416	\$0
NAVY				
WASHINGTON DC NAVSECSTA / DC317002347600	3	0	\$3,978	\$0
FORMERLY USED DEFENSE SITES				
AAA FORT RENO / DC39799F131300	0	1	\$0	\$0
CAMP SIMMS MILITARY RESERVATION / DC39799F131200 / (1)	1	1	\$5,879	\$409
CATHOLIC UNIVERSITY RESEARCH STATION / DC39799F812500	0	1	\$0	\$751
CHAIN BRIDGE / DC39799F926900	0	1	\$0	\$0
DIAMOND ORDNANCE FUZE LABORATORY / DC39799F928300	0	1	\$0	\$0
FORT BAKER / DC39799F973900	0	1	\$0	\$0
FORT BAYARD / DC39799F974000	0	1	\$0	\$0
FORT BUNKER HILL / DC39799F974100	0	1	\$0	\$0
FORT CHAPLIN / DC39799F974200	0	1	\$0	\$0
FORT DAVIS / DC39799F974400	0	1	\$0	\$0
FORT DERUSSY / DC39799F974500	0	1	\$0	\$0
FORT DUPONT PARK SITE / DC39799F131800	0	1	\$0	\$0
FORT GREBLE / DC39799F974600	0	1	\$0	\$0
FORT KEARNY / DC39799F974700	0	1	\$0	\$0
FORT LINCOLN / DC39799F974900	0	1	\$0	\$0
FORT MAHAN / DC39799F975000	0	1	\$0	\$0
FORT RICKETTS / DC39799F975300	0	1	\$0	\$0
FORT SLEMMER / DC39799F975500	0	1	\$0	\$0
FORT SLOCUM / DC39799F975600	0	1	\$0	\$0
FORT SNYDER / DC39799F975700	0	1	\$0	\$0
FORT STANTON / DC39799F975800	0	1	\$0	\$0

(1) Five-Year Review Completed, (2) Five-Year Review Underway, (3) Five-Year Review Planned for Future

Note: Totals reflect installation project funding allocated to individual sites and do not include program management and other support costs.

Table E-8 IRP/MMRP Status of Installations with Response Completed at all Sites as of September 30, 2010

Installation / FFID	Total Number of Sites		Costs Incurred Through FY10 (\$000)	
	IRP	MMRP	IRP	MMRP
District of Columbia				
FORT STEVENS / DC39799F975900	0	1	\$0	\$0
FORT TOTTEN / DC39799F976200	0	1	\$0	\$0
FORT WAGNER / DC39799F976300	0	1	\$0	\$0
NAVAL STATION, ANACOSTIA ANNEX / DC39799F132900	0	1	\$0	\$0
WASHINGTON NAVY YARD / DC39799F133200	0	1	\$0	\$0

Installation / FFID	Total Number of Sites		Costs Incurred Through FY10 (\$000)	
	IRP	MMRP	IRP	MMRP
Florida				
ARMY				
AFRC DAYTONA BEACH / FL4210423D0800	1	0	\$0	\$0
CAPE ST GEORGE / FL421372283100	2	0	\$0	\$0
MCCOY USARC / FL421041240100	1	0	\$0	\$0
PERRINE LTA / FL421042244700	0	1	\$0	\$295
USARC CORAL GABLES / FL42104FL00100	2	0	\$0	\$0
USARC FORT LAUDERDALE (NININGER) / FL421042250700	7	0	\$0	\$0
USARC GAINESVILLE (1300) / FL4210423D1300	1	0	\$0	\$0
USARC GAINESVILLE (LAYTON) / FL421042035600	3	0	\$0	\$0
USARC JACKSONVILLE (BURPEE) / FL421042180300	3	0	\$0	\$0
USARC JACKSONVILLE (MILAM) / FL421042187500	5	0	\$0	\$0
USARC JACKSONVILLE (PHILLIPS) / FL42104FL01000	1	0	\$0	\$0
USARC KISSIMMEE / FL4210423D2800	3	0	\$0	\$0
USARC LAKELAND / FL421042143900	7	0	\$0	\$0
USARC MELBOURNE / FL421042277500	4	0	\$0	\$0
USARC MIAMI (AMSA 47G) / FL421042212400	4	0	\$0	\$0
USARC MILTON / FL421042299300	1	0	\$0	\$0
USARC OCALA / FL421042287500	5	0	\$0	\$0
USARC ORLANDO (ASF 49) / FL4210423DA200	10	0	\$0	\$0
USARC ORLANDO (ECS MCCOY ANNEX) / FL4210423DG100	13	0	\$0	\$0
USARC ORLANDO (MCCOY 03) / FL421042291700	4	0	\$0	\$0
USARC ORLANDO (ORANGE COUNTY) / FL421042194000	4	0	\$0	\$0
USARC PALATKA (AMSA 55W) / FL421042245400	9	0	\$0	\$0
USARC PANAMA CITY / FL421042227500	1	0	\$0	\$0
USARC PENSACOLA / FL421042182100	3	0	\$0	\$0
USARC PERRY / FL4210423D6200	5	0	\$0	\$0
USARC PORT CHARLOTTE / FL4210423D6300	6	0	\$0	\$0
USARC ST PETERSBURG / FL421042197500	7	0	\$0	\$0

(1) Five-Year Review Completed, (2) Five-Year Review Underway, (3) Five-Year Review Planned for Future

Note: Totals reflect installation project funding allocated to individual sites and do not include program management and other support costs.

Table E-8 IRP/MMRP Status of Installations with Response Completed at all Sites as of September 30, 2010

Installation / FFID	Total Number of Sites		Costs Incurred Through FY10 (\$000)	
	IRP	MMRP	IRP	MMRP
Florida				
USARC ST PETERSBURG (AMSA 51M) / FL42104FL10300	6	0	\$0	\$0
USARC TAFT / FL421042284600	2	0	\$0	\$0
USARC TALLAHASSEE / FL421042188900	2	0	\$0	\$0
USARC TAMPA / FL421042122400	3	0	\$0	\$0
USARC WEST PALM BEACH (BABCOCK) / FL421042237500	7	0	\$0	\$0
USARC WEST PALM BEACH (GUN CLUB) / FL4210423D7500	1	0	\$0	\$0
NAVY				
ORLANDO NRL UWS REF DET / FL417002202500	1	0	\$2,880	\$0
PENSACOLA PWC / FL417002456700	1	0	\$0	\$0
FORMERLY USED DEFENSE SITES				
AF PLANT NO 74 / FL49799F461800	1	0	\$3,129	\$0
AIR-TO-GROUND GUN RANGE PINELLAS / FL49799F455300	0	1	\$0	\$72
BASCOM AUX FIELD 3 / FL49799F437600	1	0	\$341	\$0
CAMPVILLE SATELLITE FIELD / FL49799F715200	0	1	\$0	\$0
CARLSTROM FIELD / FL49799F715400	1	0	\$395	\$0
CHAPMAN FIELD / FL49799F439700	1	0	\$63	\$0
CHASSAHOWITZKA / FL49799F805000	0	1	\$0	\$74
CUMMER FIELD TARGET / FL49799F469200	0	1	\$0	\$0
DAVIE FIELD TARGET / FL49799F470000	0	1	\$0	\$0
DELAND NAVAL TRAINING CENTER / FL49799F462700	2	0	\$1,688	\$0
DINNER KEY NAVAL AIR FAC / FL49799F922000	1	1	\$4	\$0
ELLYSON (SITE 5) OLF / FL49799F463400	1	0	\$21	\$0
ESTRO ISLAND DOCKS / FL49799F967500	1	0	\$1	\$0
FORT DADE / FL49799F435100	2	1	\$476	\$0
FT JEFFERSON NATIONAL MONUMENT / FL49799F436600	0	1	\$0	\$49
FT LAUDERDALE BOMB TARGET 2 / FL49799F713400	0	1	\$0	\$115

Installation / FFID	Total Number of Sites		Costs Incurred Through FY10 (\$000)	
	IRP	MMRP	IRP	MMRP
Florida				
FT LAUDERDALE BOMB TARGET 3 / FL49799F713500	0	1	\$0	\$117
FT LAUDERDALE BOMB TARGET 4 / FL49799F713600	0	1	\$0	\$114
FT LAUDERDALE BOMB TARGET 5 / FL49799F713700	0	1	\$0	\$116
FT LAUDERDALE BOMB TARGET 6 / FL49799F713800	0	1	\$0	\$114
FT LAUDERDALE BOMB TARGET 7 / FL49799F713900	0	1	\$0	\$112
FT LAUDERDALE BOMB TARGET 8 / FL49799F714000	0	1	\$0	\$124
HOLOPAW BOMB TARGET / FL49799F471100	0	1	\$0	\$0
INDIAN ROCKS AWS STATION 27 / FL49799F455500	0	1	\$0	\$0
KAY LARKIN AIRPORT / FL49799F434800	0	1	\$0	\$0
KEYSTONE AAF / FL49799F440800	3	0	\$562	\$0
LEESBURG AAF / FL49799F441400	1	0	\$578	\$0
LODWICK FIELD / FL49799F472000	1	0	\$17	\$0
LONG KEY GAP FILLER / FL49799F858800	1	0	\$79	\$0
MELBOURNE HELIUM ANNEX / FL49799F445900	1	0	\$19	\$0
MILE BRANCH SATELLITE / FL49799F719900	0	1	\$0	\$0
NAVAL INDUST RES SHIPYARD / FL49799F465400	1	0	\$129	\$0
NAVAL RESERVE ARMORY JACKSONVILLE / FL49799F922100	1	0	\$2	\$0
NEW SMYRNA BEACH MUN AIRPORT / FL49799F472100	0	1	\$0	\$0
NIKE HM-40 USAF HOMESTEAD / FL49799F452900	1	0	\$59	\$0
NIKE HM-69 EVERGLADES / FL49799F433100	2	0	\$347	\$0
ORLANDO EXECUTIVE AIRPORT / FL49799F434500	0	1	\$0	\$164
PANAMA CITY HARBOR DEF / FL49799F898100	0	1	\$0	\$0
PUNTA GORDA ARMY AAF / FL49799F442600	1	0	\$13	\$0
RIFLE RANGE MORRISON AAF / FL49799F441900	0	1	\$0	\$0
RIVERSIDE TRAIN AREA / FL49799F923000	1	0	\$0	\$0
STIRLING BOMB TARGET / FL49799F469900	0	1	\$0	\$197
TAMPA NAVAL INDUST RES SHIPYARD / FL49799F471600	2	0	\$204	\$0

(1) Five-Year Review Completed, (2) Five-Year Review Underway, (3) Five-Year Review Planned for Future

Note: Totals reflect installation project funding allocated to individual sites and do not include program management and other support costs.

Table E-8 IRP/MMRP Status of Installations with Response Completed at all Sites as of September 30, 2010

Installation / FFID	Total Number of Sites		Costs Incurred Through FY10 (\$000)	
	IRP	MMRP	IRP	MMRP
Florida				
TRUMBO POINT NAS ANNEX / FL49799F471900	1	0	\$15	\$0
USAF IMESON AIRPORT / FL49799F450300	2	0	\$546	\$0
USAF PONCE DE LEON ANX / FL49799F456300	1	0	\$57	\$0
USAF RESERVE FERNANDINA / FL49799F440200	1	0	\$71	\$0
USAF VALKARIA MIS AX / FL49799F446700	1	0	\$33	\$0
WILLISTON MUN AIRPORT / FL49799F441700	2	0	\$24	\$0

Installation / FFID	Total Number of Sites		Costs Incurred Through FY10 (\$000)	
	IRP	MMRP	IRP	MMRP
Georgia				
ARMY				
AFRC WAYCROSS / GA4210423E7500	8	0	\$0	\$0
USARC ATHENS / GA421042173000	5	0	\$0	\$0
USARC AUGUSTA 02 / GA421042297300	6	0	\$0	\$0
USARC CARROLLTON / GA4210423E1200	5	0	\$0	\$0
USARC CHAMBLEE / GA4210423E1300	4	0	\$0	\$0
USARC COLUMBUS (MIDTOWN DR) / GA4210423E1800	1	0	\$0	\$0
USARC DOBBINS AFB / GA421042297800	8	0	\$0	\$0
USARC DUBLIN / GA421042302900	7	0	\$0	\$0
USARC EAST POINT ATLANTA / GA421042209300	6	0	\$0	\$0
USARC FOREST PARK / GA421042285000	5	0	\$0	\$0
USARC FORT VALLEY / GA421042199000	2	0	\$0	\$0
USARC GAINESVILLE / GA421042189700	7	0	\$0	\$0
USARC MACON / GA421042054100	7	0	\$0	\$0
USARC ROME / GA421042172800	2	0	\$0	\$0
USARC SAVANNAH / GA421042363700	6	0	\$0	\$0
USARC TIFTON / GA421042204200	6	0	\$0	\$0
NAVY				
ATHENS NAVSCSCL / GA417002471300	1	0	\$3,836	\$0
ATLANTA NMCRC / GA417002417700	1	0	\$245	\$0
AIR FORCE				
SAVANNAH AGS (COMM) (RHODES) / GA457282611900	1	0	\$982	\$0
SAVANNAH CRTC / GA457282611901	4	0	\$132	\$0
FORMERLY USED DEFENSE SITES				
ARABIA MT STATE PARK / GA49799F937400	0	1	\$0	\$239
AUGUSTA ARSENAL / GA49799F472800	1	0	\$207	\$0
BAINBRIDGE AAF / GA49799F479500	1	0	\$228	\$0

(1) Five-Year Review Completed, (2) Five-Year Review Underway, (3) Five-Year Review Planned for Future

Note: Totals reflect installation project funding allocated to individual sites and do not include program management and other support costs.

Table E-8 IRP/MMRP Status of Installations with Response Completed at all Sites as of September 30, 2010

Installation / FFID	Total Number of Sites		Costs Incurred Through FY10 (\$000)	
	IRP	MMRP	IRP	MMRP
Georgia				
BAT GENERAL HOSPITAL / GA49799F476900	1	0	\$115	\$0
BRIDGEBORO GAP FIL ANX / GA49799F477800	1	0	\$82	\$0
CHICKAMAUGA / GA49799F472300	1	0	\$13	\$0
CP GORDON / GA49799F482100	0	1	\$0	\$66
CWM BURIAL SITE / GA49799F811700	0	1	\$0	\$63
ELBERTON GFA / GA49799F478000	1	0	\$25	\$0
FINNEY GENERAL HOSP / GA49799F477000	1	0	\$364	\$0
FLINTSTONE AFS / GA49799F480900	1	0	\$45	\$0
FORT SCREVEN / GA49799F473200	1	0	\$0	\$0
HERBERT SMART AIRPORT / GA49799F789300	0	1	\$0	\$258
KENNESAW MOUNTAIN ARTILLERY RANGE / GA49799F827400	0	1	\$0	\$1
NIKE 88 / GA49799F473900	1	0	\$108	\$0
NIKE BAT28.ROB AFB DEF / GA49799F479300	1	0	\$62	\$0
NOP MILLEDGEVILLE / GA49799F482000	1	0	\$39	\$0
STATEBORO AAF / GA49799F479100	1	0	\$49	\$0
TRAVIS FIELD / GA49799F480300	1	0	\$1,258	\$0
TURNER AFB NIKE BAT#79 / GA49799F475100	2	0	\$115	\$0

Installation / FFID	Total Number of Sites		Costs Incurred Through FY10 (\$000)	
	IRP	MMRP	IRP	MMRP
Guam				
NAVY				
AGANA NAS / GU917002755700 / (3)	39	0	\$64,358	\$0
GUAM NAVFAC / GU917005745000	2	0	\$155	\$0
GUAM NAVREGDENCEN / GU917002751300	1	0	\$0	\$0
GUAMI COMNAVMIANAS / GU917005704300	0	1	\$0	\$383
FORMERLY USED DEFENSE SITES				
5TH FIELD MARINE SUPPLY DEPOT / GM99799F985400	0	1	\$0	\$4,833
GUAM ADVENTIST ACADEMY / GM99799F374300	1	0	\$5	\$0
HARMON QUARRY / GM99799F373700	1	0	\$61	\$0
TUMON GUN SITE / GM99799F373900	1	0	\$43	\$0
U.S. NAVAL HOSPITAL / GM99799F943800	1	0	\$88	\$0
WAR IN PACIFIC-GUAM / GM99799F373400	0	1	\$0	\$137

(1) Five-Year Review Completed, (2) Five-Year Review Underway, (3) Five-Year Review Planned for Future

Note: Totals reflect installation project funding allocated to individual sites and do not include program management and other support costs.

Table E-8 IRP/MMRP Status of Installations with Response Completed at all Sites as of September 30, 2010

Installation / FFID	Total Number of Sites		Costs Incurred Through FY10 (\$000)	
	IRP	MMRP	IRP	MMRP
Hawaii				
ARMY				
ALIAMANU MILITARY RESERVATION / HI921452219900	2	0	\$1,005	\$0
DILLINGHAM MIL RESERVATION / HI921452288900	6	0	\$114	\$0
FORT DE RUSSY / HI921452220400	1	0	\$107	\$0
FORT KAMEHAMEHA / HI921452220500	26	0	\$1,275	\$0
HELEMANO RAD REC STATION / HI921452220900	9	0	\$330	\$0
KAHUKU TRAINING AREA / HI921452221200	3	0	\$124	\$0
KAPALAMA MILITARY RESERVATION / HI921452221400	22	0	\$638	\$0
KILAUEA MILITARY RESERVATION / HI921452221900	19	2	\$826	\$224
KIPAPA AMMO STORAGE SITE / HI921452222000	1	0	\$194	\$0
KUNIA FIELD STATION / HI921452305900 / (3)	3	0	\$1,582	\$0
NAVY				
PEARL HARBOR INACTSHIPDET / HI917002477900	1	0	\$0	\$0
AIR FORCE				
KAALA AIR FORCE STATION / HI957302872700	9	0	\$747	\$0
KOKEE STATE PARK / HI957302872500	2	0	\$14	\$0
MAUI SATELLITE TRACKING STATION / HI957112885500	13	0	\$0	\$0
PALEHUA SOLAR ORBS / HI957302878700	2	0	\$80	\$0
PUNAMANO AIR FORCE STATION / HI957302872800	1	0	\$247	\$0
WHEELER ARMY AIR FIELD / HI957302873200	8	0	\$4,257	\$0
FORMERLY USED DEFENSE SITES				
AIEA AAA COMMAND POST / HI99799F376000	1	0	\$0	\$0
BATTERY AVERY J. COOPER / HI99799F378500	1	0	\$261	\$0
BATTERY GEORGE W. RICKER / HI99799F379100	2	0	\$142	\$0
CASTNER GARAGE / HI99799F814000	1	0	\$210	\$0
COCONUT ISLAND / HI99799F380100	1	0	\$203	\$0
ENGINEER BASE YARD / HI99799F381700	1	0	\$173	\$0

Installation / FFID	Total Number of Sites		Costs Incurred Through FY10 (\$000)	
	IRP	MMRP	IRP	MMRP
Hawaii				
FORT BARRETTE / HI99799F382800	1	0	\$0	\$0
FORT RUGER / HI99799F383100	2	0	\$271	\$0
FRENCH FRIGATE SHOAL / HI99799F383500	1	0	\$1,371	\$0
GUNNERY SITE / HI99799F383800	0	1	\$0	\$1,524
HICKAM MIL AF / HI99799F375000	0	1	\$0	\$115
HILO RESEARCH SITE / HI99799F386300	1	0	\$159	\$0
KAENA POINT MILITARY RES / HI99799F387800	2	0	\$246	\$0
KAMAOLE TRAINING BASE / HI99799F389500	0	1	\$0	\$171
NIKE SITE NO. 5 / HI99799F806400	1	0	\$21	\$0
OFFSHORE WAIANA E SEWAGE OUTFALL / HI99799F990000	0	1	\$0	\$18
OPANA POINT BOMBING RANGE / HI99799F400200	0	1	\$0	\$818
PAPAPAHOLA HOLA COMM SITE / HI99799F401000	1	0	\$209	\$0
PAPOHAKU RANCLAND SUB / HI99799F739500	0	1	\$0	\$1,789
PUPUKEA FIRE CONTROL STATION / HI99799F402700	1	0	\$0	\$0
PUULO A-EX NAS BAR POINT / HI99799F410600	1	0	\$6	\$0
RADIO TRANSMITTER STA / HI99799F407300	1	0	\$256	\$0
SAKE BREWERY & ICE CO / HI99799F386700	1	0	\$247	\$0
SITE 3 / HI99799F970200	0	1	\$0	\$0
SITE 3A / HI99799F970300	0	1	\$0	\$0
ST-10 SHERWOOD FOREST USTS / HI99799FA10100	1	0	\$263	\$0
WAI AKEA FOREST RESERVE / HI99799F405500	0	2	\$0	\$74
WAI AU DRUM STORAGE / HI99799F407100	2	0	\$369	\$0

(1) Five-Year Review Completed, (2) Five-Year Review Underway, (3) Five-Year Review Planned for Future

Note: Totals reflect installation project funding allocated to individual sites and do not include program management and other support costs.

Table E-8 IRP/MMRP Status of Installations with Response Completed at all Sites as of September 30, 2010

Installation / FFID	Total Number of Sites		Costs Incurred Through FY10 (\$000)	
	IRP	MMRP	IRP	MMRP
Idaho				
ARMY				
AFRC IDAHO FALLS / ID021042261800	4	0	\$0	\$0
ORCHARD RANGE TS BOISE / ID0211816A2500	0	5	\$0	\$135
USARC BOISE (AMSA 3) / ID021046FD0200	12	0	\$0	\$0
USARC COEUR D'ALENE / ID021042283600	8	0	\$0	\$0
USARC REXBURG / ID021046FD1000	6	0	\$0	\$0
USARC TWIN FALLS / ID021042304700	8	0	\$0	\$0
NAVY				
BAYVIEW ID NSWC / ID017002757900	1	0	\$257	\$0
FORMERLY USED DEFENSE SITES				
BLAINE COUNTY NG TARGET / ID09799F300800	0	1	\$0	\$5
BOISE ARMY BARRACKS / ID09799F300900 / (1) / (3)	2	1	\$34	\$2,137
COTTONWOOD AIR FORCE STA / ID09799F301200	1	0	\$42	\$0
FORMER NAVAL OP / ID09799F300600	2	0	\$716	\$0
POCATELLO MIL AF / ID09799F300300	3	0	\$201	\$0
POCATELLO MOV TARGET RANG / ID09799F302400	0	1	\$0	\$70
TARGHEE NF CHEMICAL WARFARE SERVICE TEST SITE / ID09799F909000	0	1	\$0	\$68

Installation / FFID	Total Number of Sites		Costs Incurred Through FY10 (\$000)	
	IRP	MMRP	IRP	MMRP
Illinois				
ARMY				
1LT A.J. ELLISON USARC / IL521042173900	9	0	\$0	\$0
2LT R H STEPHENS USARC / IL521044306000	7	0	\$0	\$0
AMSA #45 / IL521042182800	21	0	\$0	\$0
BLOOMINGTON USARC / IL521044302800	5	0	\$0	\$0
COL P. SCHULSTAD USARC / IL521044N06500	3	0	\$0	\$0
CPT ROBERT B. CHAPMAN USARC / IL521042195400	1	0	\$0	\$0
FAMILY HOUSING ADDISON / IL521401757200	4	0	\$0	\$0
FAMILY HOUSING WORTH / IL521401755200	5	0	\$0	\$0
FOX VALLEY MEMORIAL USARC / IL521044302500	5	0	\$0	\$0
HOMWOOD ARNG / IL521181712300	1	0	\$0	\$0
JOLIET RAILROAD USARC / IL521042364000	4	0	\$0	\$0
LINCOLN-DOUGLAS USARC / IL521042176200	5	0	\$0	\$0
LOUIS JOLIET AFRC / IL521044304800	4	0	\$0	\$0
MAJ HERBERT J DEXTER USARC / IL521044304000	7	0	\$0	\$0
MAJ M. D. O'DONNELL USARC / IL521044305900	4	0	\$0	\$0
N RIVERSIDE MAINTENANCE CENTER / IL521181718000	5	0	\$0	\$0
PFC R G WILSON USARC / IL521044305000	5	0	\$0	\$0
PFC R. GANTNER USARC / IL521044F02700	3	0	\$0	\$0
PHILIP H SHERIDAN RESERVE CTR / IL52104IL13100	5	6	\$0	\$54
ROCKFORD USARC / IL521044305600	6	0	\$0	\$0
SCOTT AFB USARC / IL521044F06800	24	0	\$0	\$0
SFC E L COPPLE USARC / IL521044303000	4	0	\$0	\$0
SGT BRUCE G HOWERTER USARC / IL521044302900	9	0	\$0	\$0
SGT JAMES W. ROBINSON JR USARC / IL521044303500	5	0	\$0	\$0
SSG R. E. WALTON USARC / IL521042199300	1	0	\$0	\$0
USARC CHICAGO (BRYN MAWR AVE) / IL521042108300	8	0	\$0	\$0
USARC CHICAGO (GIBSON) / IL521044U03200	1	0	\$0	\$0

(1) Five-Year Review Completed, (2) Five-Year Review Underway, (3) Five-Year Review Planned for Future

Note: Totals reflect installation project funding allocated to individual sites and do not include program management and other support costs.

Table E-8 IRP/MMRP Status of Installations with Response Completed at all Sites as of September 30, 2010

Installation / FFID	Total Number of Sites		Costs Incurred Through FY10 (\$000)	
	IRP	MMRP	IRP	MMRP
Illinois				
USARC CHICAGO (KEDZIE AVE) / IL521044303300	1	0	\$0	\$0
USARC EAST ST LOUIS / IL521044304200	7	0	\$0	\$0
USARC FORT SHERIDAN (AMSA 47) / IL5210443G4700	11	0	\$226	\$0
USARC GALESBURG / IL521044N04600	3	0	\$0	\$0
USARC GLENVIEW (ASF 26) / IL5210443N2600	16	0	\$0	\$0
USARC KANKAKEE / IL521042212000	9	0	\$0	\$0
USARC MAYWOOD (AMSA 46) / IL5210443G4600	11	0	\$0	\$0
USARC PEORIA (AMSA 48) / IL5210443G4800	11	0	\$0	\$0
USARC PEORIA (NORTHMOOR) / IL521042069300	6	0	\$0	\$0
USARC ROCKFORD (15TH AVE) / IL521042299900	2	0	\$0	\$0
USARC ROCKFORD (FIRST) / IL521044300700	1	0	\$0	\$0
USARC ROSEMONT / IL521044303400	13	0	\$0	\$0
VETERANS MEMORIAL USARC / IL521044N03100	5	0	\$0	\$0
VIETNAM VET MEM USARC (SOUTH) / IL52104105100	4	0	\$0	\$0
WAUKEGAN AFRC / IL521044N06100	6	0	\$0	\$0
ZEGA BROTHERS USARC / IL521041L05000	6	0	\$0	\$0
NAVY				
GLENVIEW NAS / IL517002293000 / (1)	33	0	\$24,834	\$0
LIBERTYVILLE TRAINING SITE / IL517009999900 / (1)	8	0	\$5,192	\$0
AIR FORCE				
O'HARE IAP ARS / IL557122427200 / (1) / (3)	19	2	\$9,782	\$0
FORMERLY USED DEFENSE SITES				
43RD ST. PN 24 / IL59799F860800	1	0	\$153	\$0
AIR FORCE PLANT #39 / IL59799F219300	4	0	\$5,348	\$0
ARMY MOTOR POOL - EXCHANGE AVE / IL59799F886100	1	0	\$205	\$0
C-71 H&G PN 76, WESTCHESTER / IL59799F885100	1	0	\$172	\$0

Installation / FFID	Total Number of Sites		Costs Incurred Through FY10 (\$000)	
	IRP	MMRP	IRP	MMRP
Illinois				
C-76 H&G PN 57, RIVER GROVE / IL59799F885200	1	0	\$158	\$0
C-82 H&G PN 67, SCHILLER PARK / IL59799F885300	1	0	\$151	\$0
CALUMET PARK H&G PN 34 / IL59799F885500	1	0	\$106	\$0
CAMP ELLIS MANEUVER AND TRAINING AREA / IL59799F804800	0	1	\$0	\$1
CAMP GRANT / IL59799F218500	1	1	\$388	\$81
CAMP LOGAN (IL BEACH STATE PARK) / IL59799F222500	0	1	\$0	\$1
CAMP PINE POW CAMP-MT PROSPECT / IL59799F944300	1	0	\$114	\$0
CAMP THORNTON POW CAMP / IL59799F884600	1	0	\$136	\$0
CHANUTE RADIO BEACON ANNEX / IL59799F219600	1	0	\$209	\$0
CHANUTE VOR FACILITY, PENFIELD / IL59799F971200	1	0	\$112	\$0
CHICAGO AIRCRAFT ASSEMBLY PLANT / IL59799F219100	1	1	\$0	\$57
CHICAGO ORDNANCE PLANT (HOME DEPOT) / IL59799F819200	1	0	\$3	\$0
GEORGE FIELD RADIO RANGE STATION / IL59799F224500	1	0	\$65	\$0
IL ORDNANCE PLANT (CRAB ORCHARD) / IL59799F217200 / (1) / (3)	4	1	\$10,034	\$1,321
KANKAKEE ORDNANCE WORKS / IL59799F217800	1	1	\$73	\$1
LINCOLN ORDNANCE DEPOT / IL59799F221500	2	0	\$1,754	\$0
LOYOLA PARK H&G PN 28 / IL59799F885900	1	0	\$105	\$0
MANHATTAN ED, PALOS PARK / IL59799F222600	1	0	\$220	\$0
MAYO GENERAL HOSPITAL / IL59799F218600	1	1	\$102	\$1
NIKE C-03 - BELMONT HARBOR / IL59799F218300	1	0	\$539	\$0
NIKE C-40 - BURNHAM PARK / IL59799F761300	1	0	\$170	\$0
NIKE C-49 - HOMEWOOD / IL59799F219800	1	0	\$242	\$0
NIKE C-54 - ORLAND PARK / IL59799F220000	2	0	\$1,105	\$0
NIKE C-61 - ARGONNE LABS / IL59799F220100	3	0	\$1,278	\$0
NIKE C-80/81 - ARLINGTON / IL59799F220300	1	0	\$445	\$0
NIKE C-84 - PALATINE / IL59799F220400	2	0	\$258	\$0
NORTH AVE BEACH H&G PN 21 / IL59799F885800	1	0	\$61	\$0

(1) Five-Year Review Completed, (2) Five-Year Review Underway, (3) Five-Year Review Planned for Future

Note: Totals reflect installation project funding allocated to individual sites and do not include program management and other support costs.

Table E-8 IRP/MMRP Status of Installations with Response Completed at all Sites as of September 30, 2010

Installation / FFID	Total Number of Sites		Costs Incurred Through FY10 (\$000)	
	IRP	MMRP	IRP	MMRP
Illinois				
SAVANNA ORD PLANT (BLACKHAWK VILLAGE) / IL59799F217900	1	1	\$141	\$1
SENECA SHIPYARDS / IL59799F219500	1	0	\$526	\$0
SKOKIE VALLEY POW CAMP / IL59799F884500	1	0	\$65	\$0
US ARMY HSG SITE, LAKESHORE DR / IL59799F812100	1	0	\$303	\$0

Installation / FFID	Total Number of Sites		Costs Incurred Through FY10 (\$000)	
	IRP	MMRP	IRP	MMRP
Indiana				
ARMY				
AFRC EVANSVILLE / IN521044J08000	10	0	\$0	\$0
CAMP ATTERBURY / IN521181807500	9	0	\$0	\$0
COL KENNETH P. WILLIAMS USARC / IN521044L07600	4	0	\$0	\$0
CPL ROBT SHAFFER USARC / IN521044L09000	7	0	\$0	\$0
FORT BENJAMIN HARRISON / IN521372040200	42	0	\$22,531	\$0
FT BEN HARRISON USARC/AMSA129 / IN521044J08100	10	0	\$0	\$0
GEORGE E. HALLIDAY USARC / IN521044J09100	8	0	\$0	\$0
PFC W. L. GILLESPIE USARC / IN521044L08200	4	0	\$0	\$0
RICHMOND USARC / IN521044L09600	2	0	\$0	\$0
ROBERT R. MOSELE USARC / IN521044T10000	5	0	\$0	\$0
ROPER R. PEDDICORD USARC / IN521044J07900	7	0	\$0	\$0
SGT CHARLES H. SESTON USARC / IN521044L07700	7	0	\$0	\$0
USARC GARY / IN521042157300	5	0	\$0	\$0
USARC INDIANAPOLIS / IN521044J08500	2	0	\$0	\$0
USARC JEFFERSONVILLE / IN521042203900	18	0	\$0	\$0
USARC NORTH JUDSON / IN521042157100	7	0	\$0	\$0
USARC RUSHVILLE / IN521044J09700	6	0	\$0	\$0
USARC SCOTTSBURG / IN521042176300	9	0	\$0	\$0
USARC SOUTH BEND (AMSA 39) / IN521044JG3900	12	0	\$0	\$0
AIR FORCE				
FORT WAYNE MUNICIPAL AIRPORT / IN557282590600	4	0	\$1,720	\$0
HULMAN REGIONAL AIRPORT / IN557282590500	6	0	\$1,872	\$0
FORMERLY USED DEFENSE SITES				
AIR FORCE PLANT #26 / IN59799F360300	1	0	\$365	\$0
AIR FORCE PLANT #46 / IN59799F360400	1	0	\$13	\$0
AMSA 39, ST. JOSEPH CO., IN / IN59799F842600	1	0	\$14	\$0

(1) Five-Year Review Completed, (2) Five-Year Review Underway, (3) Five-Year Review Planned for Future

Note: Totals reflect installation project funding allocated to individual sites and do not include program management and other support costs.

Table E-8 IRP/MMRP Status of Installations with Response Completed at all Sites as of September 30, 2010

Installation / FFID	Total Number of Sites		Costs Incurred Through FY10 (\$000)	
	IRP	MMRP	IRP	MMRP
Indiana				
CAMP ATTERBURY / IN59799F356800	1	1	\$0	\$150
COLUMBUS MUNICIPAL AIRPORT / IN59799F361100	1	0	\$14	\$0
FREEMAN ARMY AIRFIELD / IN59799F356700	1	0	\$61	\$0
JEFFERSONVILLE QUARTERMASTER DEPOT / IN59799F356900	1	0	\$13	\$0
NIKE C-45 - GARY AIRPORT / IN59799F951500	3	0	\$1,274	\$0
NIKE C-46 - MUNSTER / IN59799FA12300	2	0	\$266	\$0
NIKE C-47 - HOBART / IN59799F359600	4	0	\$1,309	\$0
NIKE C-48 - GARY / IN59799F359500	2	0	\$1,929	\$0
ROCKVILLE AFS / IN59799F358000	2	0	\$360	\$0
TERRE HAUTE ORDNANCE PLANT / IN59799F358500	2	0	\$335	\$0
VIGO PLANT CHEMICAL WARFARE / IN59799F358800	3	1	\$423	\$119

Installation / FFID	Total Number of Sites		Costs Incurred Through FY10 (\$000)	
	IRP	MMRP	IRP	MMRP
Iowa				
ARMY				
AMES USARC / IA721044711100	8	0	\$0	\$0
BURLINGTON MEMORIAL USARC / IA721044711200	8	0	\$0	\$0
CEDAR RAPIDS AFRC / IA721044711300	4	0	\$0	\$0
CRESTON MEMORIAL USARC / IA721044711600	1	0	\$0	\$0
DAVENPORT USARC / IA721044717700	4	0	\$0	\$0
DUBUQUE AFRC / IA721044712500	8	0	\$0	\$0
FORT DES MOINES / IA721402026400	8	0	\$6,779	\$0
FREEMAN-DAVIS USARC / IA721044713400	4	0	\$0	\$0
FT DES MOINES USARC / IA721044812100	12	0	\$0	\$0
JOE L MACKEY AFRC/AMSA / IA721044713500	13	0	\$0	\$0
MT PLEASANT USARC / IA721044713000	4	0	\$0	\$0
MUSCATINE USARC / IA721044713100	1	0	\$0	\$0
PFC LLOYD C WOHLFORD JR USARC / IA721044711800	7	0	\$0	\$0
POCAHONTAS USARC / IA721044713300	7	0	\$0	\$0
ROBERT C KADGIHN USARC / IA721044712800	1	0	\$0	\$0
SP4 RONALD L MEANS USARC / IA721044711400	8	0	\$0	\$0
USARC DES MOINES (63/64/139) / IA721044712000	2	0	\$0	\$0
USARC DES MOINES (ASF 60) / IA7210443N6000	7	0	\$0	\$0
USARC FORT DODGE / IA721044712600	2	0	\$0	\$0
USARC GARNER, IA / IA721044712700	6	0	\$0	\$0
USARC OTTUMWA / IA721044713200	2	0	\$0	\$0
WASHINGTON (AMSA) / IA7210447G3000	5	0	\$0	\$0
WASHINGTON MEMORIAL USARC / IA721044713600	7	0	\$0	\$0
WAVERLY TRAINING SITE / IA721189002900	1	0	\$194	\$0
AIR FORCE				
DES MOINES INTERNATIONAL AIRPORT / IA757282589500	6	0	\$985	\$0
FORT DODGE AIR GUARD STATION / IA757282592100	1	0	\$30	\$0

(1) Five-Year Review Completed, (2) Five-Year Review Underway, (3) Five-Year Review Planned for Future

Note: Totals reflect installation project funding allocated to individual sites and do not include program management and other support costs.

Table E-8 IRP/MMRP Status of Installations with Response Completed at all Sites as of September 30, 2010

Installation / FFID	Total Number of Sites		Costs Incurred Through FY10 (\$000)	
	IRP	MMRP	IRP	MMRP
Iowa				
SIoux GATEWAY MUNICIPAL AIRPORT / IA757282425600	5	0	\$5,959	\$0
FORMERLY USED DEFENSE SITES				
IOWA WESTERN COMM COLLEGE / IA79799F021900	1	0	\$0	\$0
OFFUTT AFB NIKE BATTERY OF-10 / IA79799F022100	1	0	\$104	\$0
OFFUTT AFB NIKE BATTERY OF-10 (LAUNCHER) / IA79799F022200	1	0	\$98	\$0
OTTUMWA TRACKING DATA ACQUISITION ANNEX / IA79799F021100	2	0	\$169	\$0
SIoux CITY MUNI AIRPORT / IA79799F021800	3	0	\$3,554	\$0
VILLISCA NG TARGET RNG / IA79799F021200	0	1	\$0	\$2
WAVERLY AFS (Z-81) / IA79799F022000 / (3)	3	0	\$838	\$0

Installation / FFID	Total Number of Sites		Costs Incurred Through FY10 (\$000)	
	IRP	MMRP	IRP	MMRP
Johnston Atoll				
ARMY				
JOHNSTON ISLAND / XX921451Q43500	1	0	\$75	\$0
AIR FORCE				
JOHNSTON ATOLL / JQ957309850000 / (3)	9	0	\$42,943	\$0

(1) Five-Year Review Completed, (2) Five-Year Review Underway, (3) Five-Year Review Planned for Future

Note: Totals reflect installation project funding allocated to individual sites and do not include program management and other support costs.

Table E-8 IRP/MMRP Status of Installations with Response Completed at all Sites as of September 30, 2010

Installation / FFID	Total Number of Sites		Costs Incurred Through FY10 (\$000)	
	IRP	MMRP	IRP	MMRP
Kansas				
ARMY				
AFRC HUTCHINSON / KS721045CE1800	1	0	\$0	\$0
AFRC TOPEKA (MENNINGER) / KS72104KS03300	3	0	\$0	\$0
ATCHISON CAVES STORAGE FACILITY / KS72104KS09200	1	0	\$63	\$0
DODGE CITY USARC / KS721042374200	1	0	\$0	\$0
ECS 33 / KS721045CE5900	8	0	\$0	\$0
EL DORADO USARC / KS721045CE0400	3	0	\$0	\$0
EMPORIA USARC / KS721045CE0600	2	0	\$0	\$0
FORT RILEY USARC / KS72104KS00700	1	0	\$0	\$0
GARDEN CITY USARC / KS721045CE1000	1	0	\$0	\$0
LANNY J WALLACE USARC/AMSA / KS721045CE5600	8	0	\$0	\$0
LT WM M BENEFIELD JR USARC / KS721045CE4000	6	0	\$0	\$0
MANHATTAN USARC / KS721045CE2600	1	0	\$0	\$0
NEW CENTURY USARC/ASF # 37 / KS721045FE2100	11	0	\$0	\$0
OSAGE CITY USARC / KS721045CE3400	6	0	\$0	\$0
RALPH B PRAGER USARC / KS721045CE1200	1	0	\$0	\$0
SALINA USARC / KS721045CE4400	5	0	\$0	\$0
SAMUEL J CHURCHILL USARC / KS721045CE2400	3	0	\$0	\$0
SST DAVID BRENNER USARC/AMSA / KS721045CE3800	8	0	\$0	\$0
SUNFLOWER ARMY AMMUNITION PLANT / KS721382087800 / (1)	88	2	\$96,480	\$0
SUNFLOWER WET SITE / KS721045CE4700	1	0	\$0	\$0
TREMBLY WHITE USARC / KS721045CE2200	3	0	\$0	\$0
USARC ARKANSAS CITY / KS721045CE0300	2	0	\$0	\$0
USARC BAXTER SPRINGS / KS721045CE0100	3	0	\$0	\$0
USARC FORT LEAVENWORTH / KS721045CE0700	2	0	\$0	\$0
USARC FORT RILEY (1968) / KS721045CE0800	1	0	\$0	\$0
USARC HAYS / KS721045CE1400	5	0	\$0	\$0
USARC LENEXA / KS721045CE2300	2	0	\$0	\$0

Installation / FFID	Total Number of Sites		Costs Incurred Through FY10 (\$000)	
	IRP	MMRP	IRP	MMRP
Kansas				
AIR FORCE				
USARC OSAWATOMIE / KS721045CE3600	2	0	\$0	\$0
USARC SCOTT CITY / KS721045CE4600	1	0	\$0	\$0
USARC TOPEKA (AMSA 39) / KS72104KS03400	8	0	\$0	\$0
USARC WELLINGTON / KS721045CE5400	3	0	\$0	\$0
WIGGINS - ROTLER USARC / KS721045CE2000	5	0	\$0	\$0
FORMERLY USED DEFENSE SITES				
FORBES FIELD (TOPEKA) / KS757282404300	11	0	\$56	\$0
AF PLANT NO 13 / KS79799F033400	1	0	\$103	\$0
CHEMICAL SITE / KS79799F023300	0	1	\$0	\$921
COFFEYVILLE AUX FLD #1 / KS79799F025600	0	1	\$0	\$0
COFFEYVILLE AUX FLD #2 / KS79799F025700	0	1	\$0	\$0
COFFEYVILLE AUX FLD #4 / KS79799F025800	0	1	\$0	\$32
FORBES AFB ATLAS S-3 / KS79799F026600	2	0	\$687	\$0
FORBES AFB-AF FAC S-6 / KS79799F026800	1	0	\$1,183	\$0
GARDEN CITY AUX FLD #1 / KS79799F027400	0	1	\$0	\$0
GARDEN CITY AUX FLD #2 / KS79799F027500	1	1	\$32	\$0
GARDEN CITY AUX FLD #3 / KS79799F027600	0	1	\$0	\$0
GARLAND G F ANX P-72A / KS79799F027700	1	0	\$162	\$0
JAYHAWK ORD WORKS / KS79799F024200	1	1	\$4,045	\$0
KCDA NIKE 80-RADAR AREA / KS79799F981500	1	0	\$153	\$0
KCDA NIKE BATTERY 60 / KS79799F024400	4	0	\$1,134	\$0
OLATHE NAS UHF BEACON / KS79799F981600	1	0	\$29	\$0
PRATT AIR-GROUND GUNNERY RANGE / KS79799F029800	0	1	\$0	\$126
SCHILLING AFB-FAC S-1 / KS79799F030300	1	0	\$17	\$0
SMOKY HILL AIR-AIR GNRV RANGE / KS79799F031600	0	1	\$0	\$157

(1) Five-Year Review Completed, (2) Five-Year Review Underway, (3) Five-Year Review Planned for Future

Note: Totals reflect installation project funding allocated to individual sites and do not include program management and other support costs.

Table E-8 IRP/MMRP Status of Installations with Response Completed at all Sites as of September 30, 2010

Installation / FFID	Total Number of Sites		Costs Incurred Through FY10 (\$000)	
	IRP	MMRP	IRP	MMRP
Kansas				
STROTHER AAF E AUX FLD #1 / KS79799F031900	0	1	\$0	\$0
STROTHER AAF N AUX FLD #2 / KS79799F032000	0	1	\$0	\$0
STROTHER AAF S AUX FLD #5 / KS79799F032200	0	1	\$0	\$0
STROTHER AAF W AUX FLD #3 / KS79799F032100	0	1	\$0	\$0
TOPEKA AIR FORCE STATION / KS79799F676900	1	0	\$136	\$0
WALKER AIR-GRND GNR Y R / KS79799F032600	0	1	\$0	\$124

Installation / FFID	Total Number of Sites		Costs Incurred Through FY10 (\$000)	
	IRP	MMRP	IRP	MMRP
Kentucky				
ARMY				
AFRC HOPKINSVILLE / KY42104KY03800	1	0	\$0	\$0
AFRC LEXINGTON / KY421042293600	7	0	\$0	\$0
BLUE GRASS ARMY DEPOT-LEXINGTON FACILITY / KY421382050900 / (1)	64	0	\$28,480	\$0
USARC BARDSTOWN / KY421042249300	10	0	\$0	\$0
USARC BEATTYVILLE / KY4210421Y9200	1	0	\$0	\$0
USARC BERA / KY4210421Y9100	1	0	\$0	\$0
USARC BOWLING GREEN / KY42104KY00600	1	0	\$0	\$0
USARC FORT KNOX (ECS 63) / KY421042JYE100	9	0	\$0	\$0
USARC GEORGETOWN / KY4210421Y5400	1	0	\$0	\$0
USARC HARDINSBURG / KY4210421Y5700	1	0	\$0	\$0
USARC LEBANON / KY4210421Y6400	1	0	\$0	\$0
USARC LEXINGTON (BARROW) / KY421042157200	12	0	\$0	\$0
USARC LEXINGTON (BLUE GRASS) / KY421042JY6200	6	0	\$0	\$0
USARC LOUISVILLE / KY421042JY4000	1	0	\$0	\$0
USARC LOUISVILLE (BOWMAN HANGER 7) / KY421042JY7000	9	0	\$0	\$0
USARC LOUISVILLE (CENTURY) / KY4210421Y6300	2	0	\$0	\$0
USARC LOUISVILLE (MAJOR) / KY42104KY04800	7	0	\$0	\$0
USARC MADISONVILLE / KY421042255500	2	0	\$0	\$0
USARC MAYSVILLE / KY42104KY05400	3	0	\$0	\$0
USARC OWENSBORO / KY421042141400	2	0	\$0	\$0
USARC PADUCAH 01 / KY42104KY06200	1	0	\$0	\$0
USARC PADUCAH 02 / KY421042JY9900	1	0	\$0	\$0
USARC PIKEVILLE / KY421042JY8100	6	0	\$0	\$0
AIR FORCE				
STANDIFORD FIELD / KY457282590000	1	0	\$1,274	\$0

(1) Five-Year Review Completed, (2) Five-Year Review Underway, (3) Five-Year Review Planned for Future

Note: Totals reflect installation project funding allocated to individual sites and do not include program management and other support costs.

Table E-8 IRP/MMRP Status of Installations with Response Completed at all Sites as of September 30, 2010

Installation / FFID	Total Number of Sites		Costs Incurred Through FY10 (\$000)	
	IRP	MMRP	IRP	MMRP
Kentucky				
FORMERLY USED DEFENSE SITES				
BOWMAN ARMY AIR FIELD / KY49799F349800	2	0	\$13	\$0

Installation / FFID	Total Number of Sites		Costs Incurred Through FY10 (\$000)	
	IRP	MMRP	IRP	MMRP
Louisiana				
ARMY				
LOUISIANA ARMY AMMUNITION PLANT / LA621382053300 / (1)	10	3	\$59,670	\$1,066
NEW ORLEANS MILITARY OCEAN TERMINAL / LA621352270300	10	0	\$651	\$0
PEASON RIDGE FORT POLK / LA621402272500	4	0	\$0	\$0
USARC ALEXANDRIA, LA / LA621045OL1800	2	0	\$0	\$0
USARC BATON ROUGE (NORTH) / LA621045HL1500	1	0	\$0	\$0
USARC BATON ROUGE (ROBERTS) / LA621045HL0200	4	0	\$0	\$0
USARC BATON ROUGE (SAURAGE) / LA621045VL2500	6	0	\$0	\$0
USARC BATON ROUGE 03 / LA621045SL2300	1	0	\$0	\$0
USARC BOGALUSA / LA621045HL0300	8	0	\$0	\$0
USARC BOSSIER CITY / LA621045OL2100	5	0	\$0	\$0
USARC FORT POLK (8610) / LA621045VL2400	6	0	\$0	\$0
USARC FORT POLK (ECS 17) / LA621045HL1600	6	0	\$0	\$0
USARC HAMMOND / LA621045HL0400	4	0	\$0	\$0
USARC HOUMA / LA621042256400	4	0	\$0	\$0
USARC LAFAYETTE / LA621042250300	4	0	\$0	\$0
USARC LAKE CHARLES / LA621045HL0500	2	0	\$0	\$0
USARC MONROE / LA621045OL2000	1	0	\$0	\$0
USARC NEW ORLEANS (DIAMOND) / LA621045SL2200	3	0	\$0	\$0
USARC NEW ORLEANS (FLEMING) / LA621045HL0600	7	0	\$0	\$0
USARC SHREVEPORT 02 / LA621045HL1100	2	0	\$0	\$0
USARC SLIDELL / LA621045HL1200	3	0	\$0	\$0
NAVY				
NEW ORLEANS NSA / LA617002260400	5	0	\$283	\$0
FORMERLY USED DEFENSE SITES				
AIRBASE-POLLOCK / LA69799F014000	0	1	\$0	\$0
ALEXANDRIA AAF GUNNERY RANGE / LA69799F017300	0	1	\$0	\$168

(1) Five-Year Review Completed, (2) Five-Year Review Underway, (3) Five-Year Review Planned for Future

Note: Totals reflect installation project funding allocated to individual sites and do not include program management and other support costs.

Table E-8 IRP/MMRP Status of Installations with Response Completed at all Sites as of September 30, 2010

Installation / FFID	Total Number of Sites		Costs Incurred Through FY10 (\$000)	
	IRP	MMRP	IRP	MMRP
Louisiana				
BARKSDALE AFB - NIKE BD 50 / LA69799F014800	3	0	\$214	\$0
BARKSDALE AFB - NIKE BD-10 / LA69799F014900	3	0	\$118	\$0
CAMP PLAUCHE / LA69799F016200	0	1	\$0	\$0
CHENNAULT AFB / LA69799F014500	4	0	\$4,058	\$0
ESLER FIELD / LA69799F019200	1	0	\$193	\$0
FT MC COMB / LA69799F710600	0	1	\$0	\$0
NAVAL AIR STA (LTA) HOUMA / LA69799F016300	1	1	\$525	\$0
NAVAL AIR STATION N.I. / LA69799F014400	1	0	\$637	\$0
NAVAL AIR STATION, N.O. / LA69799F014300	2	1	\$219	\$0
POW CAMP / LA69799F014100	1	0	\$0	\$0

Installation / FFID	Total Number of Sites		Costs Incurred Through FY10 (\$000)	
	IRP	MMRP	IRP	MMRP
Maine				
ARMY				
AUBURN TRAINING SITE / ME121182301000	1	0	\$10	\$0
USARC AUBURN / ME1210414H0400	14	0	\$0	\$0
USARC BANGOR / ME1210414H1500	3	0	\$0	\$0
USARC BRIDGTON / ME1210414H2000	6	0	\$0	\$0
USARC DEXTER / ME1210414H2800	7	0	\$247	\$0
USARC SACO / ME1210414H5500	3	0	\$0	\$0
AIR FORCE				
COLUMBIA FALLS AFS / ME357212207400	0	1	\$0	\$579
FORMERLY USED DEFENSE SITES				
AMMO INDUSTRIAL PARK / ME19799F199500	1	0	\$87	\$0
BAILEYS ISL / ME19799F200300	0	1	\$0	\$0
BAR HARBOR NAV AIR FAC / ME19799F871800	0	1	\$0	\$0
CAP ELI FIRE CON STA / ME19799F201000	2	0	\$109	\$0
CASCO BAY TOR BO DEF / ME19799F201300	0	1	\$0	\$0
CHARLESTON AFS / ME19799F201500	1	0	\$315	\$0
FORMER FUEL DEPOT / ME19799F206100	3	0	\$2,218	\$0
FORT FOSTER / ME19799F201900	2	0	\$84	\$0
FORT GEORGE / ME19799F872500	0	1	\$0	\$0
FORT LYON / ME19799F810500	1	1	\$106	\$0
FORT MADISON / ME19799F872700	0	1	\$0	\$0
FORT MCCLARY / ME19799F207600	1	0	\$0	\$0
FORT POPHAM / ME19799F799300	0	1	\$0	\$0
FORT PREBLE / ME19799F202100	2	1	\$75	\$0
FORT SCAMMELL / ME19799F731100	0	1	\$0	\$0
FORT SULLIVAN / ME19799F867900	0	1	\$0	\$166
GERRISH ISL FI CON STA / ME19799F202300	1	0	\$37	\$0

(1) Five-Year Review Completed, (2) Five-Year Review Underway, (3) Five-Year Review Planned for Future

Note: Totals reflect installation project funding allocated to individual sites and do not include program management and other support costs.

Table E-8 IRP/MMRP Status of Installations with Response Completed at all Sites as of September 30, 2010

Installation / FFID	Total Number of Sites		Costs Incurred Through FY10 (\$000)	
	IRP	MMRP	IRP	MMRP
Maine				
JAMESON POINT BATTERY / ME19799F880900	0	1	\$0	\$0
JEWELL-S ISL / ME19799F202600	1	1	\$137	\$0
L.C-BEAGUE ISL REC / ME19799F730800	1	0	\$122	\$0
LITTLE RIVER BATTERY / ME19799F872200	0	1	\$0	\$0
LOR AFB ILS OUT MK AX3 / ME19799F203100	1	0	\$36	\$0
MERRIAM PT FC STA / ME19799F203700	3	1	\$38	\$0
NCTC QUODDY VILLAGE / ME19799F732500	1	1	\$130	\$0
NIKE LO-85 / ME19799F199200	1	0	\$186	\$0
PEAKS ISL MIL RESV / ME19799F207800	2	1	\$233	\$0
PEAKS ISL WHARF / ME19799F204300	1	0	\$97	\$0
SEDGWICK GAP FIL AX / ME19799F205000	1	0	\$53	\$0
THOMPSONS PT ORD PLT / ME19799F199900	2	0	\$459	\$0
TOPSFLD GAP FIL AX / ME19799F205300	1	0	\$37	\$0
TREATS ISLAND BATTERY / ME19799F872000	0	1	\$0	\$0

Installation / FFID	Total Number of Sites		Costs Incurred Through FY10 (\$000)	
	IRP	MMRP	IRP	MMRP
Marshall Islands				
ARMY				
US ARMY KWAJALEIN ATOLL / CQ92136NQ49700	0	1	\$0	\$0

(1) Five-Year Review Completed, (2) Five-Year Review Underway, (3) Five-Year Review Planned for Future

Note: Totals reflect installation project funding allocated to individual sites and do not include program management and other support costs.

Table E-8 IRP/MMRP Status of Installations with Response Completed at all Sites as of September 30, 2010

Installation / FFID	Total Number of Sites		Costs Incurred Through FY10 (\$000)	
	IRP	MMRP	IRP	MMRP
Maryland				
ARMY				
FAMILY HOUSING NIKE WASH BALT 35 CROOM / MD321022443500	3	0	\$0	\$0
FORT HOLABIRD / MD321022041900	6	0	\$542	\$0
FORT RITCHIE / MD321022075800 / (3)	2	5	\$2,447	\$7,566
HARRY DIAMOND LABORATORY GAITHERSBURG / MD321022273900	19	0	\$461	\$0
OLNEY MILITARY RESERVATION / MD321182417500	6	0	\$0	\$0
US ARMY RESEARCH LABORATORY ADELPHI / MD321382276200	41	0	\$1,248	\$0
USARC ANNAPOLIS / MD321042144500	4	0	\$0	\$0
USARC BALTIMORE (JECELIN) / MD321042281700	4	0	\$0	\$0
USARC BALTIMORE (SHERIDAN) / MD321042006100	3	0	\$0	\$0
USARC BALTIMORE (TURNER) / MD321042006200	3	0	\$0	\$0
USARC CAMP SPRINGS / MD32104MD01600	6	0	\$0	\$0
USARC CUMBERLAND / MD321042231700	8	0	\$0	\$0
USARC CURTIS BAY (AMSA 83) / MD32104MD02400	8	0	\$0	\$0
USARC CURTIS BAY (BRANDT) / MD321042257700	3	0	\$0	\$0
USARC FREDERICK (FLAIR) / MD32104MD01200	8	0	\$0	\$0
USARC GAITHERSBURG / MD321042273900	2	0	\$0	\$0
USARC GREENSPRING / MD321042137900	10	0	\$0	\$0
USARC HAGERSTOWN (ASF 111) / MD3210415GA200	5	0	\$0	\$0
USARC HAGERSTOWN (TAGG-ZIRKLE) / MD321042172500	6	0	\$0	\$0
USARC RIVERDALE / MD321042207100	3	0	\$0	\$0
USARC ROCKVILLE / MD321042182700	2	0	\$0	\$0
USARC WESTMINSTER / MD321042231000	7	0	\$0	\$0
NAVY				
ANNAPOLIS NSWC DET BAY HEAD ANNEX / MD317002752000 / (1) / (3)	3	0	\$282	\$0
BAINBRIDGE NTC / MD317002256200 / (2)	5	0	\$24,639	\$0
CARDEROCK NSWC / MD317002468600	9	5	\$10,733	\$0
SOLOMONS ANNEX NAVRECCEN / MD317002753100	1	5	\$325	\$3,161

(1) Five-Year Review Completed, (2) Five-Year Review Underway, (3) Five-Year Review Planned for Future

Note: Totals reflect installation project funding allocated to individual sites and do not include program management and other support costs.

Installation / FFID	Total Number of Sites		Costs Incurred Through FY10 (\$000)	
	IRP	MMRP	IRP	MMRP
Maryland				
FORMERLY USED DEFENSE SITES				
AAA SITE CEN BUREAU / MD39799F139400	0	1	\$0	\$0
BALTIMORE AAF, LOGAN CANTONMENT AREA / MD39799F926100	0	1	\$0	\$0
CAMP SOMERSET / MD39799F141100	1	0	\$76	\$0
EAST COAST RADIO RECEIVING STA / MD39799F141500	2	0	\$246	\$0
FORT ARMISTEAD / HAWKINS POINT FACILITIES / MD39799F140500	0	1	\$0	\$29
FORT CARROLL / MD39799F807200	0	1	\$0	\$0
FORT DETRICK #2 / MD39799F139100	1	0	\$35	\$0
FORT FOOTE / MD39799F847900	0	2	\$0	\$821
FORT HOLABIRD / MD39799F139200	1	0	\$27	\$0
HERMANVILLE GAP FILLER ANNEX / MD39799F142200	1	0	\$122	\$0
JOHNS HOPKINS UNIVERSITY LABORATORY / MD39799F812800	0	1	\$0	\$9
NATIONAL DEFENSE STORAGE DEPOT (CURTIS BAY) / MD39799F137300	2	1	\$79	\$232
NIKE BA-09 (FORK) / MD39799F137400	3	0	\$479	\$0
NIKE BA-30/31 (TOLCHESTER) / MD39799F137700	4	0	\$2,713	\$0
NIKE BA-43 (FORT SMALLWOOD) / MD39799F138000	2	0	\$474	\$0
NIKE BA-79 / W-05 (GRANITE) / MD39799F138400	2	0	\$1,086	\$0
NIKE BA-92 (TOWSON) / MD39799F138600	2	0	\$347	\$0
NIKE W-25 (DAVIDSONVILLE) / MD39799F137500	1	0	\$410	\$0
NIKE W-36 (CROOM) / MD39799F137800	3	0	\$588	\$0
NIKE W-54 (POMONKEY) / MD39799F138300	1	0	\$127	\$0
NIKE W-92 (ROCKVILLE LAUNCH AREA) / MD39799F138500	2	0	\$121	\$0
NIKE W-93 (LAYTONSVILLE CONTROL AREA) / MD39799F820500	1	0	\$340	\$0
SHIP REPAIR DEPOT (CURTIS BAY) / MD39799F144100	1	0	\$0	\$0

Table E-8 IRP/MMRP Status of Installations with Response Completed at all Sites as of September 30, 2010

Installation / FFID	Total Number of Sites		Costs Incurred Through FY10 (\$000)	
	IRP	MMRP	IRP	MMRP
Massachusetts				
ARMY				
AFRC CHICOPEE / MA1210414F2600	8	0	\$0	\$0
ARMY AVIATION SUPT FAC, CHICOPEE / MA121182507500	1	0	\$0	\$0
ARMY RESEARCH LABORATORY-WATERTOWN / MA121382093900 / (1) / (2)	18	0	\$100,922	\$0
BOSTON USARC / MA12104MA00400	4	0	\$149	\$0
DANVERS USARC / MA121042157800	16	0	\$997	\$0
FAMILY HOUSING BEDFORD 85 / MA121402548600	2	0	\$0	\$0
FAMILY HOUSING BEVERLY 15 / MA121402541600	2	0	\$0	\$0
FAMILY HOUSING BURLINGTON NIKE 84 / MA121402518000	2	0	\$0	\$0
FAMILY HOUSING HULL, MA 36 / MA121402028500	3	0	\$0	\$0
FAMILY HOUSING NAHANT, MA 17 / MA121402257300	2	0	\$0	\$0
FAMILY HOUSING RANDOLPH 55 / MA121402545600	2	0	\$0	\$0
FAMILY HOUSING SWANSEA 29 / MA121402553000	3	0	\$0	\$0
FAMILY HOUSING TOPSFIELD 5 / MA121402590700	4	0	\$0	\$0
FAMILY HOUSING WAKEFIELD 3 / MA121402540400	1	0	\$0	\$0
HINGHAM ANNEX / MA121402280500	20	0	\$3,463	\$0
MTA CAMP EDWARDS / MA121182517500	0	7	\$0	\$295
NATIONAL GUARD FACILITY, REHOBOTH / MA121182525500	4	0	\$467	\$0
SUDBURY TRAINING ANNEX / MA121402300900 / (1) / (3)	72	0	\$14,129	\$0
USARC ATTLEBORO / MA1210414F0600	9	0	\$0	\$0
USARC BROCKTON (AMSA 66) / MA1210414F2000	13	0	\$304	\$0
USARC PITTSFIELD / MA1210414F6200	7	0	\$0	\$0
USARC ROSLINDALE / MA1210414F6800	7	0	\$246	\$0
USARC TAUNTON / MA1210414F7300	9	0	\$0	\$0
USARC WORCESTER / MA1210414F7700	9	0	\$0	\$0
WAYLAND ARNG ARMORY / MA121182529500	8	0	\$30	\$0
NAVY				
QUINCY NRC / MA117002207200	1	0	\$212	\$0

Installation / FFID	Total Number of Sites		Costs Incurred Through FY10 (\$000)	
	IRP	MMRP	IRP	MMRP
Massachusetts				
AIR FORCE				
NORTH TRURO AIR FORCE STATION / MA157212449300	1	0	\$212	\$0
WORCESTER AIR NATIONAL GUARD STATION / MA157282592200	1	0	\$300	\$0
FORMERLY USED DEFENSE SITES				
AA BAT / MA19799F826400	0	1	\$0	\$0
AA BATTERY / MA19799F805500	0	1	\$0	\$0
AA BATTERY-BRIGHTON / MA19799F805600	0	1	\$0	\$0
AFPLT #29 / MA19799F179800	1	0	\$13	\$0
AIR FORCE PLANT #28 / MA19799F196800	1	0	\$492	\$0
ANTI-AIRCRAFT BATTERY / MA19799F867700	0	1	\$0	\$0
BOSTON NAVAL ANNEX / MA19799F194500	2	0	\$197	\$0
BUTLERS POINT BATTERY / MA19799F809000	0	1	\$0	\$0
CHAPMAN VALVE EXP / MA19799F196500	1	0	\$39	\$0
CP CANDOIT / MA19799F199000	2	0	\$285	\$0
CP WELLFLEET / MA19799F178100 / (3)	2	1	\$104	\$2,728
CUTTYHUNK ISL FC STA / MA19799F182600	1	0	\$204	\$0
EAST POINT FC STA / MA19799F182900	1	0	\$175	\$0
FORMER NIRS HINGHAM / MA19799F195000	1	0	\$27	\$0
FORT ANDREW / MA19799F810300	0	1	\$0	\$0
FORT ANDREWS / MA19799F197000	1	0	\$61	\$0
FORT AT EASTERN POINT / MA19799F905600	0	1	\$0	\$0
FORT HEATH / MA19799F184300	1	0	\$143	\$0
FORT REVERE / MA19799F184600	1	1	\$30	\$187
FORT SEWELL / MA19799F871600	0	1	\$0	\$0
FORT STRONG / MA19799F185000	2	1	\$137	\$0
FORT WARREN / MA19799F185100	2	0	\$172	\$0
FT RALPH-NAUSHAN ISL / MA19799F906200	0	1	\$0	\$0
GR BREWSTER ISL MIL RE / MA19799F197200	1	1	\$13	\$0

(1) Five-Year Review Completed, (2) Five-Year Review Underway, (3) Five-Year Review Planned for Future

Note: Totals reflect installation project funding allocated to individual sites and do not include program management and other support costs.

Table E-8 IRP/MMRP Status of Installations with Response Completed at all Sites as of September 30, 2010

Installation / FFID	Total Number of Sites		Costs Incurred Through FY10 (\$000)	
	IRP	MMRP	IRP	MMRP
Massachusetts				
HADLEY NIRP / MA19799F186000	1	0	\$33	\$0
HOLLY HILL RADAR / MA19799F710500	1	0	\$30	\$0
IPSWICH DATA COL LABAX / MA19799F186700	2	0	\$44	\$0
LAKESIDE CAMP / MA19799F906000	0	1	\$0	\$0
LONG POINT BATTERY / MA19799F874500	0	1	\$0	\$0
MARTHA V/YARD AWS STA6 / MA19799F187000	2	1	\$30	\$0
MINE TEST FACILITY / MA19799F919600	0	1	\$0	\$0
MISH PT ELE ROCK AX / MA19799F193000	1	1	\$31	\$0
NANTUCKET NAVFAC / MA19799F187900	2	1	\$52	\$64
NANTUCKET RAD ANX / MA19799F188000	1	0	\$14	\$0
NAS CHATHAM / MA19799F196000	0	1	\$0	\$0
NAS SQUANTUM / MA19799F196100	0	1	\$0	\$145
NAT PLA / MA19799F984600	0	1	\$0	\$0
NAVAL TORPEDO STA / MA19799F809200	0	1	\$0	\$0
NAVY FUEL ANX&PIPELINE / MA19799F194900	3	0	\$8,240	\$0
NEW AAB / MA19799F851000	0	1	\$0	\$0
NEW SALEM GFA Z50E / MA19799F188600	1	0	\$32	\$0
NIKE HEADQUARTERS, MA / MA19799F178000	2	0	\$260	\$0
NIKE 03 / MA19799F178400	2	0	\$294	\$0
NIKE 29 / MA19799F179500	1	0	\$230	\$0
NIKE 63 / MA19799F179100	1	0	\$288	\$0
NIKE BAT BO-55 / MA19799F178200	1	0	\$20	\$0
NIKE BAT BO-73 / MA19799F179200	2	0	\$214	\$0
NIKE BO-05 / MA19799F178500	2	0	\$1,331	\$0
NIKE BO-15 / MA19799F178600	3	0	\$212	\$0
NIKE BO-37 / MA19799F178900	2	0	\$289	\$0
NIKE BO-84 / MA19799F179300	2	0	\$612	\$0

Installation / FFID	Total Number of Sites		Costs Incurred Through FY10 (\$000)	
	IRP	MMRP	IRP	MMRP
Massachusetts				
NIKE PR-19 / MA19799F177500	2	0	\$334	\$0
NUT ISLAND / MA19799F874600	0	1	\$0	\$0
OUTER BREWSTER ISL MIL / MA19799F197300	1	1	\$13	\$0
PILGRIM ORDNANCE WORKS / MA19799F691800	0	1	\$0	\$0
POINT ALLERTON MIL RES / MA19799F189200	1	0	\$43	\$0
PT ALLERTON SUR DET / MA19799F189500	1	0	\$27	\$0
SALISBURY BEACH / MA19799F811100	0	1	\$0	\$0
SCITUATE PROVE GROUND / MA19799F809600	0	1	\$0	\$0
SPRINGFLD ARMORY-RAIL / MA19799F758900	1	1	\$42	\$0
SPRINGFLD ARMORY-RAIL / MA19799F177600	1	1	\$13	\$0
SPRINGFLD ARMORY-WATER / MA19799F758700	0	1	\$0	\$0
SQUANTUM ELE RES AX / MA19799F193500	1	0	\$31	\$0
STANDISH-GURNET PT / MA19799F828900	0	1	\$0	\$0
STRAWBERRY PT FC STA / MA19799F190700	1	0	\$25	\$0
WALTHAM-RAYTHEON MFG / MA19799F196400	1	0	\$248	\$0
WASHBURN ISL / MA19799F023400	1	0	\$28	\$0
WESTBROUGH COMMO SITE / MA19799F191500	2	0	\$12	\$0
WESTOVER LIGHT AX #2 / MA19799F191900	1	0	\$0	\$0
WESTOVER LIGHT AX #3 / MA19799F192000	1	0	\$0	\$0
WESTOVER REMOTE SITE / MA19799F198500	1	0	\$35	\$0

(1) Five-Year Review Completed, (2) Five-Year Review Underway, (3) Five-Year Review Planned for Future

Note: Totals reflect installation project funding allocated to individual sites and do not include program management and other support costs.

Table E-8 IRP/MMRP Status of Installations with Response Completed at all Sites as of September 30, 2010

Installation / FFID	Total Number of Sites		Costs Incurred Through FY10 (\$000)	
	IRP	MMRP	IRP	MMRP
Michigan				
ARMY				
1LT ROBERT L POXON USARC / MI521042266200	4	0	\$0	\$0
2LT WALTER HAUPT USARC / MI521044Q22000	10	0	\$0	\$0
AMSA #136 (G) / MI521044JG4300	8	0	\$0	\$0
BG WILLIAM H. BIRBARI USARC / MI521044L21200	4	0	\$0	\$0
DEMUS T. CRAW USARC/BMA136 / MI521044Q22300	5	0	\$0	\$0
DETROIT ARSENAL / MI521382026800 / (1) / (3)	27	0	\$9,764	\$0
DONALD C. SCHORLING USARC / MI521044J20600	2	0	\$0	\$0
FORT CUSTER TRAINING CENTER / MI521182603500	2	0	\$0	\$0
GEORGE B. DOLLIVER USARC/AMSA / MI521044JG1500	10	0	\$0	\$0
KALAMAZOO MEMORIAL USARC / MI521044J21600	4	0	\$0	\$0
KEWEENAW FIELD STATION / MI521382258300	5	0	\$11	\$0
MG GUY M. WILSON USARC / MI521044L21100	3	0	\$0	\$0
PONTIAC STORAGE ACTIVITY / MI521002142000	10	0	\$0	\$0
RAYMOND ZUSSMAN USARC / MI521044T21400	3	0	\$0	\$0
US ARMY GARRISON - MICHIGAN / MI521382683200	5	8	\$17	\$88
USARC BAD AXE / MI521044J22500	5	0	\$0	\$0
USARC BAY CITY / MI521042207300	7	0	\$0	\$0
USARC DETROIT / MI521044J21000	4	0	\$0	\$0
USARC GRAND RAPIDS / MI521042037400	8	0	\$0	\$0
USARC JACKSON / MI521042193700	9	0	\$0	\$0
USARC LANSING (AMSA 40, SUB 1) / MI521044JG1600	4	0	\$0	\$0
USARC LIVONIA (AMSA 40) / MI521044JG4000	8	0	\$0	\$0
AIR FORCE				
WK KELLOGG REGIONAL AIRPORT / MI557282612100	10	0	\$4,878	\$0
FORMERLY USED DEFENSE SITES				
AAA SITE 76 / MI59799F232900	1	0	\$208	\$0

Installation / FFID	Total Number of Sites		Costs Incurred Through FY10 (\$000)	
	IRP	MMRP	IRP	MMRP
Michigan				
ALPENA AAF / MI59799F231100	1	0	\$23	\$0
ALPENA NGTR / MI59799F228900	0	1	\$0	\$6
ANN ARBOR NGTR / MI59799F228800	0	1	\$0	\$2
AUTRAIN PRISONER-OF-WAR CAMPS / MI59799F683200	1	0	\$126	\$0
BIG BAY AAA FIRING RANGE / MI59799F729400	0	1	\$0	\$5
BIG RAPIDS NATL G RG / MI59799F228000	0	1	\$0	\$1
BURNSIDE GAP FLR ANX / MI59799F229400	1	0	\$131	\$0
CAMP RIVER ROUGE PK / MI59799F225500	1	1	\$140	\$5
CAMP WATERLOO CORRECTIONAL FACILITY / MI59799F225400	0	1	\$0	\$3
CHEMICAL WARFARE DEVELOPMENT DIVISION / MI59799FA20900	0	1	\$0	\$103
DELTA PROPERTIES / MI59799F236300	1	0	\$100	\$0
EAST JORDAN NGTR / MI59799F228700	0	1	\$0	\$16
EMERY GAP FILLER / MI59799F761100	1	0	\$69	\$0
EVELYN POW CAMP / MI59799F683500	1	0	\$170	\$0
FLINT NGTR / MI59799F228100	0	1	\$0	\$4
FORT CUSTER VA AREA / MI59799F225200	1	1	\$274	\$107
FORT WAYNE / MI59799F231900	3	0	\$1,131	\$0
GRAND MARAIS AFS M-109 / MI59799F232600	2	0	\$234	\$0
GRAND MARAIS GAP FILLER ANNEX / MI59799F229100	2	0	\$117	\$0
JACKSON NGTR / MI59799F228300	0	1	\$0	\$2
KALAMAZOO NG TRGT RG / MI59799F228600	0	1	\$0	\$2
KELLOGG REGIONAL AF / MI59799F231600	1	0	\$66	\$0
NIKE D-06 - UTICA / MI59799F227300	3	0	\$736	\$0
NIKE D-87/PROUD LAKE/COMMERCE / MI59799F227100	2	0	\$691	\$0
NIKE D-97 - OAKLAND COMMUNITY COLLEGE / MI59799F227200	2	0	\$496	\$0
OWOSSO NGTR / MI59799F228400	0	1	\$0	\$2
PAINESDALE GAP FILLER / MI59799F229800	1	0	\$49	\$0

(1) Five-Year Review Completed, (2) Five-Year Review Underway, (3) Five-Year Review Planned for Future

Note: Totals reflect installation project funding allocated to individual sites and do not include program management and other support costs.

Table E-8 IRP/MMRP Status of Installations with Response Completed at all Sites as of September 30, 2010

Installation / FFID	Total Number of Sites		Costs Incurred Through FY10 (\$000)	
	IRP	MMRP	IRP	MMRP
Michigan				
PETOSKEY GAP FILLER / MI59799F229600	1	0	\$42	\$0
RACO AAF-HIAWATHA NF / MI59799F226100	2	0	\$2,951	\$0
RIVER ROUGE PARK / MI59799F227800	2	0	\$256	\$0
ROMULUS AAF / MI59799F226300	2	1	\$320	\$21
S.S. MARIE AREA B (MINNEAPOLIS WOODS) / MI59799F850600	1	0	\$105	\$0
SAGINAW NGTR / MI59799F228500	0	1	\$0	\$2
SAUGATUCK GAP FIL AX Z34G / MI59799F229300	2	0	\$305	\$0
SAULT STE MARIE GATR / MI59799F236600	1	0	\$120	\$0
SHELBY GAP FILLER ANNEX / MI59799F229900	1	0	\$82	\$0
SLEEPING BEAR DUNES / MI59799F224700	2	0	\$204	\$0
TRI-CITY AAF / MI59799F231500	0	1	\$0	\$8
USARC & NIKE D-17L / MI59799F234000	1	0	\$958	\$0
WAYNE STATE UNIV / MI59799F227000	1	0	\$63	\$0

Installation / FFID	Total Number of Sites		Costs Incurred Through FY10 (\$000)	
	IRP	MMRP	IRP	MMRP
Midway Islands				
NAVY				
MIDWAY NAF / MQ917002758400 / (1) / (3)	39	0	\$22,143	\$0

(1) Five-Year Review Completed, (2) Five-Year Review Underway, (3) Five-Year Review Planned for Future

Note: Totals reflect installation project funding allocated to individual sites and do not include program management and other support costs.

Table E-8 IRP/MMRP Status of Installations with Response Completed at all Sites as of September 30, 2010

Installation / FFID	Total Number of Sites		Costs Incurred Through FY10 (\$000)	
	IRP	MMRP	IRP	MMRP
Minnesota				
ARMY				
AMSA #101 (G) / MN5210447G2300	10	0	\$0	\$0
CAMBRIDGE MEMORIAL USARC / MN521044723900	5	0	\$0	\$0
GEN BEEBE USARC/AMSA #111 (G) / MN521044724200	8	0	\$0	\$0
HENRY H. SIBLEY MEM USARC/OMS / MN521044726800	8	0	\$0	\$0
MANKATO MEMORIAL USARC / MN521044725600	11	0	\$0	\$0
MSG ARMIN C. LIEDER USARC / MN521044Q23800	6	0	\$0	\$0
PAYNESVILLE USARC / MN521044725900	4	0	\$0	\$0
TERRANCE A. PETERSON USARC / MN521044723700	3	0	\$0	\$0
USARC CANNON FALLS / MN521044724000	2	0	\$0	\$0
USARC DULUTH / MN521042245100	5	0	\$0	\$0
USARC FERGUS FALLS / MN521042291900	6	0	\$0	\$0
USARC LE SUEUR / MN521042234100	2	0	\$0	\$0
USARC MARSHALL / MN521044725700	4	0	\$0	\$0
USARC NEW PRAGUE / MN521004725800	1	0	\$0	\$0
USARC SO INTERNATIONAL FALLS / MN521044725300	9	0	\$0	\$0
USARC WALKER / MN521044726500	4	0	\$0	\$0
USARC WINONA / MN521044726700	4	0	\$0	\$0
WABASHA MEMORIAL USARC / MN521044726400	10	0	\$0	\$0
WILLMAR MEMORIAL USARC / MN521044726600	8	0	\$0	\$0
NAVY				
ST PAUL NIROP / MN517002448500	2	0	\$0	\$0
AIR FORCE				
DULUTH MUNICIPAL AIRPORT / MN557212428400	12	0	\$6,302	\$0
MINNEAPOLIS-ST. PAUL AIR RESERVE BASE / MN557122427500 / (1) / (3)	15	1	\$4,293	\$40
FORMERLY USED DEFENSE SITES				
ASKOV GAP FILLER ANX / MN59799F237900	1	0	\$13	\$0

Installation / FFID	Total Number of Sites		Costs Incurred Through FY10 (\$000)	
	IRP	MMRP	IRP	MMRP
Minnesota				
AURORA GAP FILLER ANNEX / MN59799F238000	1	0	\$0	\$0
BAUDETTE AFS RADAR SITE / MN59799F238500	2	0	\$496	\$0
FINLAND AFS Z-69 / MN59799F240100 / (3)	4	0	\$6,795	\$0
FT. SNELLING-NAT. CEM & AIR FORCE STATION / MN59799F237200	2	0	\$573	\$0
GRAND RAPIDS AFS / MN59799F237300	1	0	\$143	\$0
N/FIELD GAP FIL AX Z-35B / MN59799F241100	1	0	\$33	\$0
NIKE MSP-90/MN. SHERIFFS BOY'S RANCH / MN59799F240700	2	0	\$673	\$0
NIKE SITE BATTERY MSP-40 / MN59799F238100	4	0	\$182	\$0
OLIVIA POW CAMP / MN59799F911800	1	0	\$34	\$0
SECOR STA WORTHINGTON / MN59799F239300	1	0	\$17	\$0
USAF DULUTH MISSILE/USARC MAINT. SITE / MN59799F241700	2	0	\$190	\$0
WADENA AFB / MN59799F237000	2	0	\$123	\$0

(1) Five-Year Review Completed, (2) Five-Year Review Underway, (3) Five-Year Review Planned for Future

Note: Totals reflect installation project funding allocated to individual sites and do not include program management and other support costs.

Table E-8 IRP/MMRP Status of Installations with Response Completed at all Sites as of September 30, 2010

Installation / FFID	Total Number of Sites		Costs Incurred Through FY10 (\$000)	
	IRP	MMRP	IRP	MMRP
Mississippi				
ARMY				
AFRC JACKSON / MS4210429I3000	6	0	\$0	\$0
CLARKSDALE USARC / MS42104MS01200	8	0	\$0	\$0
CTA CAMP MC CAIN / MS4211828I8500	11	3	\$135	\$163
GULFPORT AVCRAD / MS4211828I9000	1	0	\$0	\$0
USARC BROOKHAVEN / MS4210429I0500	3	0	\$0	\$0
USARC GREENVILLE, MS / MS4210429I1600	2	0	\$0	\$0
USARC GREENWOOD (AMSA 144) / MS4210429I2000	13	0	\$0	\$0
USARC GULFPORT (HICKEY) / MS4210429I2300	4	0	\$0	\$0
USARC HATTIESBURG / MS4210429I2600	3	0	\$0	\$0
USARC JACKSON (SCOTT) / MS421042I98300	11	0	\$0	\$0
USARC JACKSON (TERRY ROAD) / MS4210429I2500	1	0	\$0	\$0
USARC LAUREL / MS4210429I3700	9	0	\$0	\$0
USARC MERIDIAN / MS4210429I4200	4	0	\$0	\$0
USARC NATCHEZ / MS4210429I4600	3	0	\$0	\$0
USARC PASCAGOULA 02 / MS421042298600	3	0	\$0	\$0
USARC STARKVILLE / MS4210429I5800	2	0	\$0	\$0
USARC TUPELO / MS4210429I6400	6	0	\$0	\$0
USARC VICKSBURG 01 / MS421042MI7000	2	0	\$0	\$0
USARC VICKSBURG 03 / MS4210429IA100	9	0	\$0	\$0
USARC VICKSBURG 04 / MS4210429I7100	2	0	\$0	\$0
AIR FORCE				
JACKSON IAP (ALLEN C THOMPSON) / MS457282647800	5	0	\$1,749	\$0
FORMERLY USED DEFENSE SITES				
CAMP HILL / MS49799F008900	0	1	\$0	\$178
CAMP MCCAIN MANEUVER AREA / MS49799F003000	0	2	\$0	\$2
CAMP SHELBY RAILHEAD FACILITY / MS49799F000400	1	0	\$0	\$0

Installation / FFID	Total Number of Sites		Costs Incurred Through FY10 (\$000)	
	IRP	MMRP	IRP	MMRP
Mississippi				
CAMP/FT MCCAIN / MS49799F000300	0	1	\$0	\$1,137
CLINTON POW CAMP / MS49799F000900	2	0	\$565	\$0
FLETCHER AIR FIELD / MS49799F002000	1	0	\$163	\$0
GREENVILLE MUNIC AIRPORT / MS49799F000700	1	0	\$56	\$0
GULFPORT AAF POORMAN FLEX / MS49799F003900	0	1	\$0	\$152
GULFPORT AIR NG GAS BARGE / MS49799F004000	1	0	\$697	\$0
HANCOCK CO. BOMBING & GUNNERY RANGE / MS49799F003300	0	2	\$0	\$736
HAWKINS AIRFIELD / MS49799F001200	3	0	\$1,136	\$0
HINDS CNTY MUNIC AIRPORT / MS49799F009500	1	0	\$72	\$0
HORN ISLAND CWS SITE / MS49799F004800	0	1	\$0	\$30
JACKSON FAIRGROUNDS (CWM) / MS49799F939000	0	1	\$0	\$82
KEESLER DIR FINDER AX / MS49799F010400	1	0	\$128	\$0
KEY FIELD RIFLE RANGE / MS49799F805100	0	1	\$0	\$68
KEY MILITARY AFB / MS49799F000200	1	0	\$59	\$0
VICKSBURG RIFLE RANGE / MS49799F813700	0	1	\$0	\$0

(1) Five-Year Review Completed, (2) Five-Year Review Underway, (3) Five-Year Review Planned for Future

Note: Totals reflect installation project funding allocated to individual sites and do not include program management and other support costs.

Table E-8 IRP/MMRP Status of Installations with Response Completed at all Sites as of September 30, 2010

Installation / FFID	Total Number of Sites		Costs Incurred Through FY10 (\$000)	
	IRP	MMRP	IRP	MMRP
Missouri				
ARMY				
1LT R W HEISINGER USARC / MO721045FM0500	8	0	\$0	\$0
CPL FORREST E PEDEN USARC / MO721045FM1200	8	0	\$0	\$0
CPL JESSE N FUNK USARC / MO721045FM0100	1	0	\$0	\$0
ECS 66 / MO721045FM2000	10	0	\$0	\$0
FAMILY HOUSING ST LOUIS AREA SUPPORT CENTER ANNEX / MO721382977700	4	0	\$0	\$0
FARMINGTON USARC / MO721045NM2600	1	0	\$0	\$0
FORT LEONARD WOOD USARC / MO721045FM1600	1	0	\$0	\$0
GATEWAY AAP / MO721002081300	10	0	\$0	\$0
HANNIBAL USARC / MO721045FM2400	1	0	\$0	\$0
JOPLIN USARC / MO721045FM0600	2	0	\$0	\$0
KIRKSVILLE LTA / MO721045FM2700	1	0	\$0	\$0
MEL CARNAHAN MEMORIAL AFRC / MO721045FM0900	7	0	\$0	\$0
MG LE JONES USARC / MO721045FM0300	4	0	\$0	\$0
MG LIEF J SVERDRUP USARC/AMSA / MO721045FM1700	2	0	\$0	\$0
MTA CAMP CLARK NEVADA / MO721182950500	0	5	\$0	\$171
NIKE KANSAS CITY 30 / MO721372233100	20	0	\$1,952	\$0
SGT CHARLES R LONG USARC / MO721045FM0700	3	0	\$0	\$0
SPC CLIFFORD M. DAVIS USARC / MO721045FM0200	5	0	\$0	\$0
SPRINGFIELD AFRC / MO721045FM1000	16	0	\$0	\$0
ST LOUIS ARMY AMMUNITION PLANT / MO721382122200	6	0	\$0	\$0
USARC CAPE GIRARDEAU / MO721045FM0400	1	0	\$0	\$0
USARC KIRKSVILLE (GRIM-SMITH) / MO721045FM2100	1	0	\$0	\$0
USARC POPLAR BLUFF / MO721045FM0800	1	0	\$0	\$0
USARC ST LOUIS (AMSA 55) / MO721045FM1400	17	0	\$0	\$0
USARC ST LOUIS (HAMPTON) / MO721045FM1300	4	0	\$0	\$0
WASHINGTON USARC / MO721045NM2500	3	0	\$0	\$0
WELDON SPRING USARC/LTA / MO721045FM1100	1	0	\$0	\$0

Installation / FFID	Total Number of Sites		Costs Incurred Through FY10 (\$000)	
	IRP	MMRP	IRP	MMRP
Missouri				
AIR FORCE				
JEFFERSON BARRACKS AIR GUARD STATION / MO757282963400	2	0	\$644	\$0
LAMBERT ST. LOUIS INTERNATIONAL AIRPORT / MO757282529000	3	0	\$325	\$0
ROSECRANS MEMORIAL AIRPORT / MO757282588000	5	0	\$3,943	\$0
FORMERLY USED DEFENSE SITES				
AF 819 SPECIAL DEPOT / MO79799F037800	1	0	\$13	\$0
AF PLANT #65 / MO79799F037600	2	0	\$1,397	\$0
BELTON ISLAND OUT MRK AX / MO79799F040700	1	0	\$13	\$0
FORDLAND AFS P-68 / MO79799F038500	1	0	\$743	\$0
FOREST PARK RECREATION CAMP / MO79799F940200	0	1	\$0	\$482
GASCONADE BOAT YARD / MO79799F842200	2	0	\$878	\$0
JEFFERSON BARRACKS / MO79799F034900 / (1) / (3)	1	1	\$100	\$1,448
JEFFERSON BARRACKS RIF RG / MO79799F035100	0	1	\$0	\$0
KCDA NIKE BATTERY 10 / MO79799F035400	2	0	\$80	\$0
KCDA NIKE BATTERY 30 - LAUNCH FACILITY / MO79799F849200	1	0	\$63	\$0
KIRKSVILLE AFS P-64 / MO79799F039000	4	0	\$3,738	\$0
MIL PERSON RECORD CENTER / MO79799F035900	1	0	\$19	\$0
NIKE HERCULES SL-60 / MO79799F041000	1	0	\$86	\$0
ROSECRANS FLD RIFLE RNG / MO79799F039700	0	1	\$0	\$0
ST. LOUIS ORDNANCE PLANT / MO79799F093300	3	0	\$63	\$0
ST. LOUIS TANK ARMOUR / MO79799F036800	1	0	\$15	\$0
VICHY G F ANX P-70C / MO79799F040300	1	0	\$166	\$0
WELDON SPRING ORD WORKS / MO79799F037400	9	0	\$232,301	\$0

(1) Five-Year Review Completed, (2) Five-Year Review Underway, (3) Five-Year Review Planned for Future

Note: Totals reflect installation project funding allocated to individual sites and do not include program management and other support costs.

Table E-8 IRP/MMRP Status of Installations with Response Completed at all Sites as of September 30, 2010

Installation / FFID	Total Number of Sites		Costs Incurred Through FY10 (\$000)	
	IRP	MMRP	IRP	MMRP
Montana				
ARMY				
BUTTE AFRC / MT821046FF0600	5	0	\$0	\$0
FORT MISSOULA / MT821402059200	21	1	\$813	\$0
HELENA AFRC / MT821042159100	5	0	\$0	\$0
KALISPELL AFRC / MT821046FF1400	8	0	\$0	\$0
USARC BILLINGS (AMSA 5-G) / MT821042208700	11	0	\$0	\$0
USARC BOZEMAN / MT821046FF0400	1	0	\$0	\$0
USARC GREAT FALLS / MT821046FF0900	5	0	\$0	\$0
USARC HELENA (ECS 6) / MT821042387800	10	0	\$0	\$0
NAVY				
BILLINGS NMCRC / MT817002341600	1	0	\$0	\$0
BUTTE NRF / MT817002472400	1	0	\$0	\$0
FORMERLY USED DEFENSE SITES				
BROWNING GAP FILLER ANNEX P-24A / MT89799F061800	1	0	\$51	\$0
DEL BONITA AFS / MT89799F070500	2	0	\$2,473	\$0
FT W H HARRISON ARMY POST / MT89799F061100	0	1	\$0	\$0
GALATA GAP FILLER ANNEX (P-25A) / MT89799F062300	1	0	\$52	\$0
GLASGOW AFB / MT89799F062400	5	0	\$5,860	\$0
GLASGOW ARMY AIR FIELD / MT89799F059900	2	1	\$809	\$114
GLASGOW WAT SYS AX #2 / MT89799F063000	1	0	\$65	\$0
GLENDIVE GAP FI AX TM177A / MT89799F063100	1	0	\$46	\$0
OPHEIM AFS Z-26 / MT89799F065900	2	0	\$434	\$0
SWEETGRASS GAP FILLER ANX / MT89799F066400	1	0	\$43	\$0

Installation / FFID	Total Number of Sites		Costs Incurred Through FY10 (\$000)	
	IRP	MMRP	IRP	MMRP
Nebraska				
ARMY				
COLUMBUS USARC / NE721042378300	1	0	\$0	\$0
GEN JC FREMONT MEMORIAL / NE721042291800	5	0	\$0	\$0
HASTINGS USARC / NE72104NE00500	3	0	\$0	\$0
MCCOOK USARC / NE721045CG2700	1	0	\$0	\$0
MEADE WET SITE / NE721042244200	1	0	\$0	\$0
NORTH PLATTE (AMSA) / NE721045CG3800	10	0	\$0	\$0
NORTH PLATTE USARC / NE721045CG2000	2	0	\$0	\$0
OMAHA USARC/AMSA / NE721045CG2200	7	0	\$0	\$0
PVT ROBERT D BOOKER USARC / NE72104NE01500	3	0	\$0	\$0
USARC FAIRBURY / NE721045CG0400	3	0	\$0	\$0
USARC GRAND ISLAND / NE721045CG0800	2	0	\$0	\$0
USARC KEARNEY / NE721045CG1200	1	0	\$0	\$0
USARC LINCOLN / NE721045CG1400	2	0	\$0	\$0
USARC PLATTSMOUTH / NE721045CG2600	1	0	\$0	\$0
USARC SYRACUSE / NE721045CG2800	1	0	\$0	\$0
WYMORE USARC / NE721042389700	3	0	\$0	\$0
NAVY				
LINCOLN NRC / NE717002302600	2	0	\$195	\$0
FORMERLY USED DEFENSE SITES				
FAIRMONT ARMY AIRFIELD / NE79799F042300	1	0	\$30	\$0
FORT OMAHA / NE79799F042500	1	0	\$17	\$0
HARVARD PREC BMG RNG #5 / NE79799F043500	0	1	\$0	\$118
HARVARD TARGET RNG / NE79799F043600	0	1	\$0	\$1,177
KEARNEY AFB / NE79799F043800	1	0	\$194	\$0
LINCOLN AFB AF FAC S-10 / NE79799F047300	1	0	\$7,831	\$0
LINCOLN AFB AF FAC S-12 / NE79799F048400	1	0	\$118	\$0

(1) Five-Year Review Completed, (2) Five-Year Review Underway, (3) Five-Year Review Planned for Future

Note: Totals reflect installation project funding allocated to individual sites and do not include program management and other support costs.

Table E-8 IRP/MMRP Status of Installations with Response Completed at all Sites as of September 30, 2010

Installation / FFID	Total Number of Sites		Costs Incurred Through FY10 (\$000)	
	IRP	MMRP	IRP	MMRP
Nebraska				
LINCOLN AFB AF FAC S-2 / NE79799F047900	2	0	\$174	\$0
LINCOLN AFB AF FAC S-5 / NE79799F048100	1	0	\$62	\$0
LINCOLN AFB AF FAC S-9 / NE79799F047200 / (3)	1	0	\$2,238	\$0
LINCOLN AFB NIKE BATTERY LI-50 (CONTROL) / NE79799F695100	1	0	\$178	\$0
LINCOLN COMM ANX #1 / NE79799F045300	2	0	\$350	\$0
LINCOLN RADIO BEACON ANX / NE79799F045700	1	0	\$13	\$0
MCCOOK AIR TO GROUND GUNNEY RANGE / NE79799F044000	0	1	\$0	\$128
MCCOOK ARMY AF / NE79799F047600	0	1	\$0	\$93
OFFUTT AFB NIKE BATTERY OF-60 (CONTROL) / NE79799F046000	2	0	\$178	\$0
OFFUTT AFB NIKE BATTERY OF-60 (LAUNCHER) / NE79799F695200	2	0	\$294	\$0
SCRIBNER AAF / NE79799F046100	1	0	\$13	\$0

Installation / FFID	Total Number of Sites		Costs Incurred Through FY10 (\$000)	
	IRP	MMRP	IRP	MMRP
Nevada				
AIR FORCE				
CREECH AFB / NV957212450200	13	0	\$924	\$0
NELLIS RANGES ALL / NV957212411001	14	5	\$933	\$0
TONOPAH TTR / NV957212411200	17	0	\$800	\$0
FORMERLY USED DEFENSE SITES				
AERIAL GUNNERY RANGE NO. 4 / NV99799F604200	1	1	\$609	\$110
CAMP DESERT ROCK / NV99799F601100	0	1	\$0	\$0
CAMP WILLISTON / NV99799F601200	0	1	\$0	\$0
DELAMAR DRY LAKE TEST ANNEX / NV99799F600600	0	1	\$0	\$1
DENIO GAP FILLER ANNEX M-127E / NV99799F572900	1	0	\$15	\$0
DIXIE VALLEY BOMBING TARGET / NV99799FA30100	0	1	\$0	\$2
FALLON AERIAL GUNNERY RANGE, EAST / NV99799FA30700	0	1	\$0	\$2
FALLON AERIAL GUNNERY RANGE, WEST / NV99799FA30800	1	1	\$635	\$24
FALLON BOMBING TARGET A / NV99799FA30000	0	1	\$0	\$25
GABBS GAP FILLER ANNEX / NV99799F176100	1	0	\$299	\$0
INDIAN SPRINGS AF AUX FIELD / NV99799F601300	0	1	\$0	\$0
LAS VEGAS AF STATION / NV99799F601500	1	1	\$103	\$189
LATHROP WELLS GAP FILLER ANNEX / NV99799F577500	1	0	\$392	\$0
LOVELOCK TARGET NO. 1 / NV99799FA29500	0	1	\$0	\$2
LOVELOCK TARGET NO. 2 / NV99799FA29800	0	1	\$0	\$0
NELLIS AIR FORCE RANGE, AREA A / NV99799F910600	0	1	\$0	\$227
NELLIS AIR FORCE RANGE, AREA B / NV99799F910800	0	1	\$0	\$0
NELLIS AIR FORCE RANGE, AREA C / NV99799F910900	0	1	\$0	\$0
NELLIS AIR FORCE RANGE, AREA D / NV99799F911000	0	1	\$0	\$0
NELLIS AIR FORCE RANGE, AREA F / NV99799F911200	0	1	\$0	\$0
NELLIS AIR FORCE RANGE, AREA G / NV99799F601800	0	1	\$0	\$0
NELLIS AIR FORCE RANGE, AREA H / NV99799F911300	0	1	\$0	\$2
NELLIS AIR FORCE RANGE, AREA I / NV99799F911400	0	1	\$0	\$2

(1) Five-Year Review Completed, (2) Five-Year Review Underway, (3) Five-Year Review Planned for Future

Note: Totals reflect installation project funding allocated to individual sites and do not include program management and other support costs.

Table E-8 IRP/MMRP Status of Installations with Response Completed at all Sites as of September 30, 2010

Installation / FFID	Total Number of Sites		Costs Incurred Through FY10 (\$000)	
	IRP	MMRP	IRP	MMRP
Nevada				
PINE GROVE FLAT / NV99799F600900	1	0	\$201	\$0
PLANCOR 201-C / NV99799F603900	1	0	\$902	\$0
QUINN RIVER GAP FILLER ANNEX M-127A / NV99799F691600	1	0	\$723	\$0
STEAD AFB / NV99799F600700	3	1	\$6,784	\$19
TONAPAH AIR FORCE STATION / NV99799F604300	1	0	\$134	\$0
TONOPAH ARMY AIRFIELD / NV99799F603300	2	1	\$942	\$0
TONOPAH ARMY AIRFIELD PRACTICE BOMBING RANGES / NV99799F989300	1	1	\$3	\$166
TONOPAH BOMBING RANGE / NV99799FA26000	0	1	\$0	\$5
TONOPAH RIFLE RANGE / NV99799F603400	1	2	\$2,530	\$10
TORPEDO & BOMBING RANGE, PYRAMID LAKE / NV99799FA29600	1	1	\$0	\$341
USAR CENTER LAS VEGAS / NV99799F602300	0	1	\$0	\$0

Installation / FFID	Total Number of Sites		Costs Incurred Through FY10 (\$000)	
	IRP	MMRP	IRP	MMRP
New Hampshire				
ARMY				
GRENIER FIELD USARC / NH121042286300	20	0	\$17	\$0
HOPKINTON DAM ARNG / NH121183303500	1	1	\$0	\$0
KEENE USARC / NH121042301500	16	0	\$131	\$0
USARC MANCHESTER / NH1210414K2800	4	0	\$0	\$0
USARC ROCHESTER / NH121042174800	10	0	\$0	\$0
FORMERLY USED DEFENSE SITES				
CONCORD POINT RAD STA / NH19799F208800	1	0	\$39	\$0
CP LANGDON / NH19799F735900	1	1	\$44	\$0
FORT CONSTITUTION / NH19799F208900	1	1	\$32	\$0
FORT DEARBORN / NH19799F209000	3	1	\$276	\$0
FORT STARK / NH19799F208100	1	1	\$0	\$0
ICING RES AX N CONWAY / NH19799F209200	1	0	\$55	\$0
MASSAHEIC NG TRGT RNG / NH19799F208500	2	1	\$217	\$1
MT WASH EQU & EXP STA / NH19799F209400	1	0	\$45	\$0
MT WASH TEST SITE / NH19799F209500	1	0	\$0	\$0
WRIGHT AIR DEV CEN / NH19799F210300	1	0	\$38	\$0

(1) Five-Year Review Completed, (2) Five-Year Review Underway, (3) Five-Year Review Planned for Future

Note: Totals reflect installation project funding allocated to individual sites and do not include program management and other support costs.

Table E-8 IRP/MMRP Status of Installations with Response Completed at all Sites as of September 30, 2010

Installation / FFID	Total Number of Sites		Costs Incurred Through FY10 (\$000)	
	IRP	MMRP	IRP	MMRP
New Jersey				
ARMY				
BAYONNE MILITARY OCEAN TERMINAL / NJ221352275200	48	0	\$18,624	\$0
BRITTIN USARC / NJ221042092000	4	0	\$0	\$0
CAMP PEDRICKTOWN / NJ221402227000 / (1) / (3)	6	4	\$4,902	\$404
FAMILY HOUSING NIKE NY 54 HOLMDEL / NJ221403465500	4	0	\$0	\$0
FAMILY HOUSING NIKE NY 60 OLD BRIDGE / NJ221403466100	4	0	\$0	\$0
FAMILY HOUSING NIKE NY 79 80 LIVINGSTON / NJ221403467900	3	0	\$385	\$0
FAMILY HOUSING NIKE NY 93 94 FRANKLIN LKS / NJ221403469300	4	0	\$0	\$0
FAMILY HOUSING NIKE PHILA 41 43 CLEMENTON / NJ221403474100	2	0	\$79	\$0
FORT DIX BRAC / NJ221402027500	4	1	\$30,650	\$0
SIEVERS-SANDBERG USARC / NJ22104NJ01300	1	0	\$0	\$0
STORCK USARC, NORTHFIELD / NJ221042202500	5	0	\$0	\$0
STRYKER USARC, TRENTON / NJ221042099900	4	0	\$0	\$0
USARC EDISON (WEIGEL) / NJ221042209000	3	0	\$0	\$0
USARC MOUNT FREEDOM / NJ221042228900	7	0	\$0	\$0
AIR FORCE				
GIBBSBORO AIR FORCE STATION / NJ257212547100	1	0	\$0	\$0
WARREN GROVE WGR / NJ257282885900	3	0	\$276	\$0
FORMERLY USED DEFENSE SITES				
ATLANTIC LOADING / NJ29799F895400	0	1	\$0	\$0
BETHLEHEM LOADING / NJ29799F895500	0	1	\$0	\$0
BLACK POINT TARGET / NJ29799F959500	0	1	\$0	\$264
FRANKFORD ARSENAL - PALMYRA / NJ29799F982100	0	1	\$0	\$0
HIGHLAND AIR DEF / NJ29799F094200	2	0	\$2,446	\$0
ISLAND BEACH TEST SITE / NJ29799F903100	0	1	\$0	\$166
MORGAN ORD SUP DEPOT / NJ29799F733500	0	2	\$0	\$1,892
NAS WILDWOOD / NJ29799F103900	2	1	\$8	\$0

Installation / FFID	Total Number of Sites		Costs Incurred Through FY10 (\$000)	
	IRP	MMRP	IRP	MMRP
New Jersey				
NAV IND RES PL / NJ29799F101300	1	0	\$13	\$0
NAVAL IND RESRV PLANT / NJ29799F959700	1	0	\$0	\$0
NAVAL SHIP TARGET / NJ29799F958500	0	1	\$0	\$250
TUCKAHOE WEAPON TEST / NJ29799F897300	0	1	\$0	\$0

(1) Five-Year Review Completed, (2) Five-Year Review Underway, (3) Five-Year Review Planned for Future

Note: Totals reflect installation project funding allocated to individual sites and do not include program management and other support costs.

Table E-8 IRP/MMRP Status of Installations with Response Completed at all Sites as of September 30, 2010

Installation / FFID	Total Number of Sites		Costs Incurred Through FY10 (\$000)	
	IRP	MMRP	IRP	MMRP
New Mexico				
ARMY				
USARC ALBUQUERQUE / NM621045XH2000	2	0	\$0	\$0
USARC ALBUQUERQUE (JENKINS) / NM621045BH0200	6	0	\$0	\$0
USARC ARTESIA / NM621045BH0400	5	0	\$0	\$0
USARC LAS CRUCES / NM621042196900	4	0	\$0	\$0
USARC ROSWELL / NM621045BH1900	1	0	\$0	\$0
USARC SANTE FE / NM62104NM00700	2	0	\$0	\$0
USARC SILVER CITY / NM621045BH1000	4	0	\$0	\$0
AIR FORCE				
MELROSE / NM657212445401	1	0	\$0	\$0
FORMERLY USED DEFENSE SITES				
CLOVIS PBR #1 / NM69799F617900	0	1	\$0	\$224
CONTINENTAL DIV AFS P-7 / NM69799F613300	3	0	\$251	\$0
GAGE GAP FIL AX M95C / NM69799F622300	1	0	\$62	\$0
HOBBS PBR #15 / NM69799F623800	0	1	\$0	\$0
HOBBS PBR #21 / NM69799F624000	0	1	\$0	\$0
MORIARTY AFS P-51 / NM69799F626500	1	0	\$245	\$0
PADDY AUXILLARY LANDING FIELD S-1 / NM69799F908500	0	1	\$0	\$1
SANDIA BASE, BELEN COMM F / NM69799F626800	1	0	\$214	\$0
WAFB FAC SITE #1 / NM69799F627400	2	0	\$304	\$0
WAFB FAC SITE #10 / NM69799F628300	1	0	\$181	\$0
WAFB FAC SITE #11 / NM69799F628400	2	0	\$175	\$0
WAFB FAC SITE #12 / NM69799F628500	3	0	\$621	\$0
WAFB FAC SITE #2 / NM69799F627500	2	0	\$360	\$0
WAFB FAC SITE #3 / NM69799F627600	1	0	\$502	\$0
WAFB FAC SITE #4 / NM69799F627700	1	0	\$515	\$0
WAFB FAC SITE #5 / NM69799F627800	2	0	\$150	\$0

Installation / FFID	Total Number of Sites		Costs Incurred Through FY10 (\$000)	
	IRP	MMRP	IRP	MMRP
New Mexico				
WAFB FAC SITE #6 / NM69799F627900	2	0	\$365	\$0
WAFB FAC SITE #7 / NM69799F628000	1	0	\$30	\$0
WAFB FAC SITE #8 / NM69799F628100	2	0	\$869	\$0
WAFB FAC SITE #9 / NM69799F628200	1	0	\$813	\$0
WAFB ROSWELL PBR #12 / NM69799F630900	0	1	\$0	\$162

(1) Five-Year Review Completed, (2) Five-Year Review Underway, (3) Five-Year Review Planned for Future

Note: Totals reflect installation project funding allocated to individual sites and do not include program management and other support costs.

Table E-8 IRP/MMRP Status of Installations with Response Completed at all Sites as of September 30, 2010

Installation / FFID	Total Number of Sites		Costs Incurred Through FY10 (\$000)	
	IRP	MMRP	IRP	MMRP
New York				
ARMY				
AFRC FORT WADSWORTH / NY22104NY02400	6	0	\$0	\$0
AFRC HORSEHEADS / NY221042143600	6	0	\$0	\$0
AMITYVILLE USARC / NY221042161500	7	0	\$0	\$0
BELLMORE MAINTENANCE FACILITY / NY2210217M0700	16	0	\$617	\$0
CANTON USARC / NY221042206300	7	0	\$0	\$0
ELIHU ROOT USARC / NY221042149100	7	0	\$0	\$0
ERNIE PYLE USARC/AMSA #12 (G) / NY22104NY02300 / (1)	1	2	\$29	\$280
FAMILY HOUSING DRY HILL WATERTOWN / NY221403620900	4	0	\$0	\$0
FAMILY HOUSING MANHATTAN BEACH / NY221403645000	3	0	\$0	\$0
FAMILY HOUSING NIKE NY 1 ORANGEBURG / NY221403657000	4	0	\$0	\$0
FAMILY HOUSING NIKE NY 25 BROOKHAVEN / NY221403665000	4	0	\$0	\$0
FAMILY HOUSING NIKE NY 99 SPRING VALLEY / NY221403665900	4	0	\$0	\$0
FARMINGDALE WETS / NY221183612000	5	0	\$351	\$0
FLOYD WETS SITE / NY221042301300	3	0	\$0	\$0
FORT TILDEN / NY221002088900	3	0	\$0	\$0
FORT TOTTEN / NY221022089700	17	4	\$857	\$0
MCGRATH USARC / NY221042206400	4	0	\$0	\$0
NG YOUNGSTOWN TNG SITE / NY221183646500	5	0	\$0	\$0
ORANGEBURG USARC / NY221042158700	18	0	\$0	\$0
ROCHESTER CSMS & USPFO WAREHOUSE / NY221183636000	7	0	\$0	\$0
ROCKY POINT USARC / NY22104NY07400	7	0	\$21	\$0
ROOSEVELT USARC, HEMPSTEAD / NY221042174500	2	0	\$0	\$0
ROTTERDAM USARC AMSA 8 / NY221042274800	12	0	\$0	\$0
SEWARD AFRC / NY221042183600	1	0	\$0	\$0
SKANEATELES WET SITE / NY221042300300	1	0	\$0	\$0
STEWART ANNEX (USMA) / NY221462283700	20	0	\$144	\$0
USARC AMHERST / MA22104MA00100	9	0	\$0	\$0

Installation / FFID	Total Number of Sites		Costs Incurred Through FY10 (\$000)	
	IRP	MMRP	IRP	MMRP
New York				
USARC AMSA 9 / NY22104NY04000	2	0	\$0	\$0
USARC BATAVIA / NY221042242300	2	0	\$0	\$0
USARC BRONX (PATTERSON) / NY221042012400	2	0	\$0	\$0
USARC BRONX (YONKERS) / NY221042224600	3	0	\$0	\$0
USARC BULLVILLE / NY221042254700	11	0	\$0	\$0
USARC CANANDAIGUA / NY221042231600	6	0	\$0	\$0
USARC CORNING / NY221042179400	5	0	\$0	\$0
USARC ELIZABETHTOWN / NY221041DM2300	10	0	\$0	\$0
USARC GERRY / NY221042305200	5	0	\$0	\$0
USARC GLENS FALLS / NY221041DM2800	1	0	\$0	\$0
USARC HORSEHEADS (AMSA 2G) / NY22104NY03100	15	0	\$0	\$0
USARC ITHACA / NY221042184100	1	0	\$0	\$0
USARC KINGSTON / NY221042179300	8	0	\$0	\$0
USARC LIVERPOOL / NY221042160800	10	0	\$0	\$0
USARC MALONE / NY221042179200	7	0	\$0	\$0
USARC MASSENA (ECS-1 SUBSHOP A) / NY22104NY02000	10	0	\$0	\$0
USARC NEWBURGH (ASF 10) / NY22104NY04300	5	0	\$0	\$0
USARC NEWBURGH (DUPONT) / NY2210415M4800	1	0	\$0	\$0
USARC NEWBURGH (STEWART FIELD) / NY2210417MG100	5	0	\$0	\$0
USARC OGDENSBURG / NY221042179100	4	0	\$0	\$0
USARC OLEAN / NY221041DM5500	2	0	\$0	\$0
USARC OSWEGO / NY221042243200	4	0	\$0	\$0
USARC PENN YAN / NY221042248500	3	0	\$0	\$0
USARC PLATTSBURG / NY221042184000	8	0	\$0	\$0
USARC POUGHKEEPSIE / NY221042144200	4	0	\$0	\$0
USARC QUEENS / NY22104NY03300	7	0	\$0	\$0
USARC SCHENECTADY (BRADT) / NY221042188200	11	0	\$0	\$0

(1) Five-Year Review Completed, (2) Five-Year Review Underway, (3) Five-Year Review Planned for Future

Note: Totals reflect installation project funding allocated to individual sites and do not include program management and other support costs.

Table E-8 IRP/MMRP Status of Installations with Response Completed at all Sites as of September 30, 2010

Installation / FFID	Total Number of Sites		Costs Incurred Through FY10 (\$000)	
	IRP	MMRP	IRP	MMRP
New York				
USARC SYRACUSE (ASF 6) / NY2210415MA200	9	0	\$0	\$0
USARC TAPPAN / NY221042279400	6	0	\$0	\$0
USARC TONAWANDA / NY221042188600	5	0	\$0	\$0
USARC WATERTOWN / NY221042179000	11	0	\$0	\$0
USARC WAYLAND / NY22104NY06900	4	0	\$0	\$0
USARC WEBSTER (AMSA 7G) / NY221042302200	12	0	\$0	\$0
WATERVLIET ARSENAL / NY221382094000 / (2)	31	1	\$21,219	\$0
NAVY				
BINGHAMPTON NRC / NY217002220400	1	0	\$1,328	\$0
FLOYD BENNETT FIELD NMCR / NY217002728400	1	0	\$0	\$0
NEW YORK NS FORT WADSWORTH / NY217002426000	5	0	\$118	\$0
SYRACUSE MCRTC / NY217009999900	1	0	\$222	\$0
WATERTOWN NRC / NY217002224700	1	0	\$130	\$0
AIR FORCE				
AIR FORCE PLANT 59 / NY257172464100 / (1) / (3)	7	0	\$5,820	\$0
NIAGARA FALLS INTERNATIONAL AIRPORT / NY257282427300	3	0	\$0	\$0
ROSLYN ANGB / NY257282429600	14	1	\$940	\$0
STEWART INTERNATIONAL AIRPORT / NY257282888200	3	0	\$3,916	\$0
YOUNGSTOWN / NY257172839100	10	0	\$93	\$0
FORMERLY USED DEFENSE SITES				
AFPLT NO 49 / NY29799F111600	1	0	\$13	\$0
FORT ONTARIO / NY29799F115300	0	1	\$0	\$0
FT MADISON BARRACKS / NY29799F105800	1	0	\$64	\$0
MALTA TEST STA / NY29799F128100	2	1	\$2,000	\$192
MARATHON BAT PLT / NY29799F114200	1	0	\$6,469	\$0
MILLER FLD / NY29799F105300	1	0	\$395	\$0

Installation / FFID	Total Number of Sites		Costs Incurred Through FY10 (\$000)	
	IRP	MMRP	IRP	MMRP
New York				
N HILL FIRE CON STA / NY29799F118900	0	1	\$0	\$0
NIAG FALLS AR CHEM PLT / NY29799F109100	1	0	\$216	\$0
NIKE BAT NF16 / NY29799F108500	1	0	\$729	\$0
NIKE BU 09 / NY29799F108400	1	0	\$65	\$0
NIKE NF-41 / NY29799F107700	2	0	\$183	\$0
NIKE NY 99 / NY29799F107100	2	0	\$416	\$0
NIKE NY-25 CON AREA / NY29799F107000	1	0	\$481	\$0
PLATTSBURGH ATLAS S-7 / NY29799F109800	0	1	\$0	\$0
R/WAY PT FCS #13 / NY29799F120600	1	0	\$56	\$0
SARATOGA AF STA 250 / NY29799F128500	1	0	\$16	\$0

(1) Five-Year Review Completed, (2) Five-Year Review Underway, (3) Five-Year Review Planned for Future

Note: Totals reflect installation project funding allocated to individual sites and do not include program management and other support costs.

Table E-8 IRP/MMRP Status of Installations with Response Completed at all Sites as of September 30, 2010

Installation / FFID	Total Number of Sites		Costs Incurred Through FY10 (\$000)	
	IRP	MMRP	IRP	MMRP
North Carolina				
ARMY				
AFRC ASHEBORO / NC421042EJ0400	1	0	\$0	\$0
AFRC GREENSBORO (RIVES) / NC4210428J2400	3	0	\$0	\$0
CAMP MACKALL / NC421402054000	0	25	\$0	\$0
FORT BRAGG RECREATION CENTER #2 / NC421402032800	2	0	\$95	\$0
MILITARY OCEAN TERMINAL SUNNY POINT / NC421352138600	18	0	\$1,551	\$0
TARHEEL ARMY MISSILE PLANT / NC421382187400	28	0	\$914	\$0
USARC ALBEMARLE / NC421042204600	4	0	\$0	\$0
USARC BREVARD / NC421042EJ0700	2	0	\$0	\$0
USARC CHARLOTTE / NC421042EJ1100	7	0	\$0	\$0
USARC CONCORD / NC421042303200	1	0	\$0	\$0
USARC DURHAM / NC421042EJ1600	3	0	\$0	\$0
USARC DURHAM 02 / NC421042EJ1700	1	0	\$0	\$0
USARC FORT BRAGG / NC42104NC01700	7	0	\$0	\$0
USARC GARNER / NC4210428J2200	4	0	\$0	\$0
USARC GRAHAM / NC421042EJ2300	1	0	\$0	\$0
USARC GREENSBORO / NC4210428J2500	3	0	\$0	\$0
USARC GREENVILLE / NC4210428J2600	6	0	\$0	\$0
USARC HICKORY / NC421042162600	2	0	\$0	\$0
USARC KINSTON / NC4210428J3700	5	0	\$0	\$0
USARC MOREHEAD CITY / NC421042290600	5	0	\$0	\$0
USARC RALEIGH 01 / NC42104NC03800	2	0	\$0	\$0
USARC ROCKY MOUNT / NC421042162400	2	0	\$0	\$0
USARC SALISBURY / NC4210428J6200	3	0	\$0	\$0
USARC WILMINGTON / NC421042192900	4	0	\$0	\$0
USARC WILMINGTON (AMSA 126-G) / NC4210428J7100	5	0	\$0	\$0
USARC WINSTON-SALEM (KING) / NC42104NC04900	4	0	\$0	\$0
USARC WINSTON-SALEM 01 / NC4210428J7500	2	0	\$0	\$0

Installation / FFID	Total Number of Sites		Costs Incurred Through FY10 (\$000)	
	IRP	MMRP	IRP	MMRP
North Carolina				
NAVY				
WILMINGTON OMS #17 / NC421183752000	1	0	\$3	\$0
AIR FORCE				
WILMINGTON NRC / NC417002417800	1	0	\$61	\$0
FORMERLY USED DEFENSE SITES				
BADIN AIR GUARD STATION / NC457282589200	2	0	\$460	\$0
DARE COUNTY / NC457212447401 / (3)	2	0	\$857	\$0
ALLEN GAP FILLER ANNEX / NC49799F486400	1	0	\$25	\$0
BODIE ISLAND / NC49799F971600	0	1	\$0	\$176
BUXTON NAVAL FACILITY / NC49799F482500	3	0	\$1,728	\$0
CAMP HAPPY / NC49799F794400	0	1	\$0	\$63
CP BATTLE / NC49799F489000	0	1	\$0	\$89
DAVIS AWS STA NO. 15 / NC49799F487500	1	0	\$40	\$0
DUCK TARGET FACILITY / NC49799F788800	0	1	\$0	\$1,980
ENGELHARD GFA / NC49799F486700	1	0	\$201	\$0
FT GREEN / NC49799F483100	0	1	\$0	\$219
GREENSBORO RIFLE RANGE / NC49799F794100	0	1	\$0	\$191
KITTY HAWK AWS STA #14 / NC49799F487600	1	0	\$43	\$0
MOORE GENERAL HOSP / NC49799F487800	1	0	\$87	\$0
MORRIS FLD / NC49799F488200	0	1	\$0	\$106
NEW HANOVER CNTY ARPT / NC49799F483500	4	0	\$1,508	\$0
OCRACOCKE SECTION BASE / NC49799F790400	1	0	\$212	\$0
ROANOKE RAPIDS AFS / NC49799F484100	1	0	\$150	\$0
SPENCER MTN RIFLE RANG / NC49799F795800	0	1	\$0	\$161
STALLINGS AIR BASE / NC49799F678900	3	0	\$832	\$0
WHALE HEAD / NC49799F973300	0	1	\$0	\$58

(1) Five-Year Review Completed, (2) Five-Year Review Underway, (3) Five-Year Review Planned for Future

Note: Totals reflect installation project funding allocated to individual sites and do not include program management and other support costs.

Table E-8 IRP/MMRP Status of Installations with Response Completed at all Sites as of September 30, 2010

Installation / FFID	Total Number of Sites		Costs Incurred Through FY10 (\$000)	
	IRP	MMRP	IRP	MMRP
North Carolina				
WINST-SAL NAV WEA IND / NC49799F490100	1	0	\$77	\$0

Installation / FFID	Total Number of Sites		Costs Incurred Through FY10 (\$000)	
	IRP	MMRP	IRP	MMRP
North Dakota				
ARMY				
DAVID F. JOHNSON MEM USARC / ND821042260800	8	0	\$0	\$0
LEWIS AND CLARK USARC (AMSA 23) / ND821042051300	16	0	\$0	\$0
MICKELSEN STANLEY R SFG MSR / ND821362278000	8	0	\$1,639	\$0
USARC GRAND FORKS / ND821042292300	6	0	\$0	\$0
FORMERLY USED DEFENSE SITES				
ALEXANDER GAP FIL AX Z28E / ND89799F071200	1	0	\$336	\$0
DICKINSON AFS Z-177 / ND89799F071000	2	0	\$837	\$0
NIOBE GAP FILER ANNEX Z-28A / ND89799F076900	1	0	\$35	\$0
REGAN GAP FIL AX Z-28D / ND89799F071400	1	0	\$336	\$0

(1) Five-Year Review Completed, (2) Five-Year Review Underway, (3) Five-Year Review Planned for Future

Note: Totals reflect installation project funding allocated to individual sites and do not include program management and other support costs.

Table E-8 IRP/MMRP Status of Installations with Response Completed at all Sites as of September 30, 2010

Installation / FFID	Total Number of Sites		Costs Incurred Through FY10 (\$000)	
	IRP	MMRP	IRP	MMRP
Northern Mariana Islands				
FORMERLY USED DEFENSE SITES				
CHALAN KANOA ELEMENTARY SCHOOL / CN99799F966200	1	0	\$763	\$0
GARAPAN FUEL PIPELINE / CN99799F373200	2	0	\$953	\$0
ISLAND OF ROTA / CN99799F965900	0	1	\$0	\$3
ISLEY FIELD / CN99799F693000	2	0	\$20	\$0
KAGMAN AIRFIELD / CN99799F372700	1	0	\$1,410	\$0
KAGMAN CAVES / CN99799F372500	1	0	\$540	\$0
QUARTERMASTER STATION / CN99799F372400	1	0	\$62	\$0
SURPLUS AREA - WEST FIELD / CN99799F990100	2	0	\$179	\$0
TANAPAG VILLAGE PCB CONTAMINATION / CN99799F711900	1	0	\$19,749	\$0

Installation / FFID	Total Number of Sites		Costs Incurred Through FY10 (\$000)	
	IRP	MMRP	IRP	MMRP
Ohio				
ARMY				
1LT G. N. FAZE USARC / OH521042297600	7	0	\$0	\$0
2LT GEO. F. PENNINGTON USARC / OH521044161800	10	0	\$0	\$0
DELAWARE MEMORIAL USARC / OH521042225400	7	0	\$0	\$0
LTA - MARION ENGR DEPOT EAST / OH521042253400 / (3)	2	0	\$2,305	\$0
PVT WILLIAM KNIGHT USARC / OH521040H00400	9	0	\$0	\$0
SCHAFFNER USARC/AMSA #3 BMA / OH521042157900	9	0	\$0	\$0
SFC M. L. DOWNS USARC/AMSA#58 / OH521044162300	4	0	\$0	\$0
SSG GEORGE J. CONAWAY USARC / OH521044163200	8	0	\$0	\$0
SSG JOHN H. KUNKEL USARC / OH521044163500	9	0	\$0	\$0
TROY MEMORIAL USARC / OH521042243300	1	0	\$0	\$0
US ARMY JOINT SYSTEM MANUFACTURING CENTER, LIMA / OH521382051000	10	0	\$17	\$0
USARC AKRON (WOODFORD) / OH521042255700	6	0	\$0	\$0
USARC BELLAIRE / OH521044V04000	2	0	\$0	\$0
USARC CANTON 01 / OH521042144100	5	0	\$0	\$0
USARC CINCINNATI (MORROW) / OH521044160400	5	0	\$0	\$0
USARC COLUMBUS (300) / OH521044160500	4	0	\$0	\$0
USARC COLUMBUS (AMSA 56) / OH521040H07800	13	0	\$0	\$0
USARC COLUMBUS (ASF 33) / OH5210443N3300	5	0	\$0	\$0
USARC DAYTON / OH521040H02000	9	0	\$0	\$0
USARC DAYTON (DESC) / OH521044164800	3	0	\$0	\$0
USARC FREMONT, OH / OH521044161200	3	0	\$0	\$0
USARC JAMESTOWN / OH521044563400	4	0	\$0	\$0
USARC KENTON / OH521044161400	4	0	\$0	\$0
USARC LIMA (AMSA 58 SUB 1) / OH521042380500	11	0	\$0	\$0
USARC MANSFIELD / OH521042189900	6	0	\$0	\$0
USARC MARIETTA / OH521042362800	7	0	\$0	\$0
USARC MILAN / OH521042286100	13	0	\$0	\$0

(1) Five-Year Review Completed, (2) Five-Year Review Underway, (3) Five-Year Review Planned for Future

Note: Totals reflect installation project funding allocated to individual sites and do not include program management and other support costs.

Table E-8 IRP/MMRP Status of Installations with Response Completed at all Sites as of September 30, 2010

Installation / FFID	Total Number of Sites		Costs Incurred Through FY10 (\$000)	
	IRP	MMRP	IRP	MMRP
Ohio				
USARC PARMA (MOTE) / OH521042197900	7	0	\$0	\$0
USARC PERRYSBURG (AMSA 72) / OH521040H05200	11	0	\$0	\$0
USARC PORTSMOUTH / OH521044162000	9	0	\$0	\$0
USARC SHARONVILLE / OH521042265100	5	0	\$0	\$0
USARC WARRENSVILLE HEIGHTS / OH521044163800	1	0	\$0	\$0
USARC YOUNGSTOWN (KEFURT) / OH521042099000	8	0	\$0	\$0
WARD MEMORIAL USARC / OH521044T62900	2	0	\$0	\$0
WHITEHALL MEMORIAL USARC / OH521042380200	3	0	\$0	\$0
ZANESVILLE MEMORIAL USARC / OH521044T63000	4	0	\$0	\$0
NAVY				
TOLEDO NWIRP / OH017006864000	1	0	\$1,327	\$0
AIR FORCE				
BLUE ASH AIR GUARD STATION / OH557282587600	2	0	\$36	\$0
CAMP PERRY AIR GUARD STATION / OH557282872600	2	0	\$24	\$0
MANSFIELD LAHM / OH557282588100	8	0	\$2,313	\$0
YOUNGSTOWN AIR RESERVE STATION / OH557122876400	5	0	\$1,475	\$0
ZANESVILLE AIR GUARD STATION / OH557272587200	2	0	\$666	\$0
FORMERLY USED DEFENSE SITES				
ALUMINUM FORGING PLANT NO. 47 / OH59799F366300	1	0	\$13	\$0
BELLEFONTAINE AFS Z-73 / OH59799F366000	2	0	\$329	\$0
BROOKFIELD AFS / OH59799F366500	2	0	\$147	\$0
FLETCHER GEN HOSPITAL / OH59799F367000	1	0	\$13	\$0
FORT HAYES / OH59799F367100	1	0	\$15	\$0
KINGS MILL ORDNANCE PLANT / OH59799F366900	2	0	\$1,405	\$0
LEWISVILLE GAP FILLER ANX / OH59799F367200	1	0	\$40	\$0
MARBLEHEAD GAP FILLER ANX / OH59799F363500	1	0	\$0	\$0

Installation / FFID	Total Number of Sites		Costs Incurred Through FY10 (\$000)	
	IRP	MMRP	IRP	MMRP
Ohio				
NIKE CD-27 - WILMINGTON / OH59799F364800	4	0	\$849	\$0
NIKE CD-78 - OXFORD / OH59799F365000 / (3)	2	0	\$2,984	\$0
NIKE CL-13 - EASTLAKE / OH59799F365400	1	0	\$0	\$0
NIKE CL-59 - PARMA HGHTS LAUNCH AREA / OH59799F365700	2	0	\$1,042	\$0
OHIO RUBBER COMPANY / OH59799F371700	0	1	\$0	\$265
PLYMOUTH USARC / OH59799F368400	1	0	\$177	\$0
RIDGEWOOD ARMY WEAPONS PLANT / OH59799F368000	1	0	\$486	\$0
SHARONVILLE ENGR DEPOT / OH59799F367900	1	0	\$517	\$0

(1) Five-Year Review Completed, (2) Five-Year Review Underway, (3) Five-Year Review Planned for Future

Note: Totals reflect installation project funding allocated to individual sites and do not include program management and other support costs.

Table E-8 IRP/MMRP Status of Installations with Response Completed at all Sites as of September 30, 2010

Installation / FFID	Total Number of Sites		Costs Incurred Through FY10 (\$000)	
	IRP	MMRP	IRP	MMRP
Oklahoma				
ARMY				
AFRC BROKEN ARROW (AMSA 20) / OK621045HK0800	10	0	\$0	\$0
AFRC MIDWEST CITY / OK6210450K2200	8	0	\$0	\$0
USARC ADA / OK621045HK0200	4	0	\$0	\$0
USARC ANTLERS / OK621045HK0300	5	0	\$0	\$0
USARC ARDMORE / OK621045HK0400	4	0	\$0	\$0
USARC CHICKASHA / OK6210450K1300	3	0	\$0	\$0
USARC CLINTON / OK6210450K1400	2	0	\$0	\$0
USARC DUNCAN / OK621045HK0100	3	0	\$0	\$0
USARC DURANT / OK6210450K1500	4	0	\$0	\$0
USARC ENID / OK6210450K1600	2	0	\$0	\$0
USARC FORT SILL (ECS 65) / OK621040K01200	9	0	\$0	\$0
USARC GUYMON / OK621045OK1700	2	0	\$0	\$0
USARC LAWTON / OK6210450K1800	1	0	\$0	\$0
USARC MCALESTER / OK6210450K1900	1	0	\$0	\$0
USARC MIAMI / OK621045HK0600	3	0	\$0	\$0
USARC MUSKOGEE / OK621045HK0700	6	0	\$0	\$0
USARC NORMAN / OK621045OK2000	3	0	\$0	\$0
USARC NORMAN 02 / OK621045HK0900	4	0	\$0	\$0
USARC OKLAHOMA CITY (50TH STREET) / OK621045OK3100	1	0	\$0	\$0
USARC OKLAHOMA CITY (KROWSE) / OK621042066600	8	0	\$0	\$0
USARC OKLAHOMA CITY (PEREZ) / OK621045XK2900	5	0	\$0	\$0
USARC OKMULGEE / OK6210450K2300	4	0	\$0	\$0
USARC PONCA CITY / OK621045ZK2400	3	0	\$0	\$0
USARC SHAWNEE / OK6210450K2500	2	0	\$0	\$0
USARC STIGLER / OK621045HK1000	2	0	\$0	\$0
USARC STILLWATER / OK6210450K2600	1	0	\$0	\$0
USARC TULSA (REESE) / OK6210450K2700	4	0	\$0	\$0

Installation / FFID	Total Number of Sites		Costs Incurred Through FY10 (\$000)	
	IRP	MMRP	IRP	MMRP
Oklahoma				
NAVY				
USARC TULSA 02 / OK621045OK2800	1	0	\$0	\$0
AIR FORCE				
BROKEN ARROW NMCRC / OK617002288600	1	0	\$69	\$0
FORMERLY USED DEFENSE SITES				
AIR FORCE PLANT 3 / OK657172460400 / (1) / (3)	12	0	\$5,603	\$0
ADV TWIN ENG FLY SCH / OK69799F638600	1	0	\$1,300	\$0
ALTUS SMALL ARMS RANGE / OK69799F642200	1	0	\$43	\$0
ATLAS MISSILE NO. 1 / OK69799F640300	1	0	\$158	\$0
ATLAS MISSILE NO. 10 / OK69799F641200	1	0	\$690	\$0
ATLAS MISSILE NO. 11 / OK69799F641300	2	0	\$1,227	\$0
ATLAS MISSILE NO. 2 / OK69799F640400	1	0	\$134	\$0
ATLAS MISSILE NO. 3 / OK69799F640500	2	0	\$987	\$0
ATLAS MISSILE NO. 4 / OK69799F640600	2	0	\$2,646	\$0
ATLAS MISSILE NO. 5 / OK69799F640700	2	1	\$1,519	\$0
ATLAS MISSILE NO. 6 / OK69799F640800	2	0	\$1,906	\$0
ATLAS MISSILE NO. 8 / OK69799F641000	2	0	\$250	\$0
ATLAS MISSILE NO. 9 / OK69799F641100	2	0	\$3,483	\$0
BARTLESVILLE AFS / OK69799F637700	1	0	\$118	\$0
BORDEN GEN HOSP / OK69799F636500	0	1	\$0	\$1
DRUMMOND AUX FLD NO 1 / OK69799F636700	1	0	\$78	\$0
EAKER AUX NAV AF / OK69799F637900	1	0	\$159	\$0
EL RENO QUARTERMASTER DEPOT / OK69799F635800	5	0	\$545	\$0
GAGE AUX AIRFIELD / OK69799F638400	1	1	\$88	\$74
HOMER BEACON ANNEX / OK69799F637500	0	1	\$0	\$0
MIDWEST AIR SCH / OK69799F638100	1	0	\$0	\$0

(1) Five-Year Review Completed, (2) Five-Year Review Underway, (3) Five-Year Review Planned for Future

Note: Totals reflect installation project funding allocated to individual sites and do not include program management and other support costs.

Table E-8 IRP/MMRP Status of Installations with Response Completed at all Sites as of September 30, 2010

Installation / FFID	Total Number of Sites		Costs Incurred Through FY10 (\$000)	
	IRP	MMRP	IRP	MMRP
Oklahoma				
MUSKOGEE ARMY AIR FIELD / OK69799F639900	2	1	\$762	\$109
MUSKOGEE HIGH ENG FUEL PL / OK69799F637100	3	0	\$4,983	\$0
NAVAL AIR TECH TRG CEN / OK69799F639700	3	1	\$1,526	\$0
NAVAL GROUND GUNNERY SCHOOL / OK69799F730000	1	1	\$369	\$1,024
NORMAN NAVAL AIR STATION / OK69799F639600	2	1	\$530	\$36
OLUSTEE AUX AAF / OK69799F639400	1	0	\$78	\$0
PAR #2 WIL BON FLY SCHOOL / OK69799F636400	1	0	\$248	\$0
POWELL POW CAMP / OK69799F807000	1	0	\$133	\$0
VANCE OUTER MARKER ANNEX / OK69799F635700	1	0	\$53	\$0
VANCE TRG AX GCA / OK69799F642500	1	0	\$25	\$0
VANCE VOR ANNEX / OK69799F635600	1	0	\$97	\$0
WOODRING AUX FIELD / OK69799F638000	0	1	\$0	\$76
WOODWARD ARMY AIRFIELD / OK69799F640100	0	1	\$0	\$224

Installation / FFID	Total Number of Sites		Costs Incurred Through FY10 (\$000)	
	IRP	MMRP	IRP	MMRP
Oregon				
ARMY				
AFRC COOS BAY / OR0210462M0400	3	0	\$0	\$0
AFRC ROSEBURG / OR0210462M2200	2	0	\$0	\$0
AFRC WARRENTON / OR0210462M2600	1	0	\$0	\$0
BIAK TRAINING CENTER / OR021184190200	0	2	\$0	\$157
USARC BEND / OR0210462M0300	1	0	\$0	\$0
USARC CORVALLIS / OR02104OR00400	2	0	\$0	\$0
USARC EUGENE / OR021042176700	2	0	\$0	\$0
USARC MEDFORD / OR021042200600	2	0	\$0	\$0
USARC PORTLAND (AIRPORT) / OR0210463M2000	1	0	\$0	\$0
USARC PORTLAND (SOUTH) / OR021042209600	11	0	\$0	\$0
USARC PORTLAND (WEST) / OR021042192400	9	0	\$0	\$0
USARC SALEM / OR021042101400	2	0	\$0	\$0
NAVY				
PORTLAND NMCRR / OR017002472500	1	0	\$106	\$0
SALEM OR NMCRC / OR017002286700	1	0	\$5	\$0
AIR FORCE				
KENO AIR FORCE STATION / OR057212521000	1	0	\$0	\$0
NORTH BEND / OR057282424100	8	0	\$0	\$0
FORMERLY USED DEFENSE SITES				
ASTORIA AIRPORT / OR09799F136300	1	1	\$620	\$0
BAKER AFS / OR09799F307200	1	0	\$75	\$0
BEAVER ARMY TERMINAL / OR09799F307300	2	0	\$100	\$0
BURNS AFSTA / OR09799F307900	2	0	\$222	\$0
CENTRAL OREGON GUN RANGE / OR09799F308600	0	1	\$0	\$133
COAST GUARD BASE, TONGUE POINT / OR09799F874200	1	0	\$5	\$0
CONDON AFS / OR09799F309000	1	0	\$110	\$0

(1) Five-Year Review Completed, (2) Five-Year Review Underway, (3) Five-Year Review Planned for Future

Note: Totals reflect installation project funding allocated to individual sites and do not include program management and other support costs.

Table E-8 IRP/MMRP Status of Installations with Response Completed at all Sites as of September 30, 2010

Installation / FFID	Total Number of Sites		Costs Incurred Through FY10 (\$000)	
	IRP	MMRP	IRP	MMRP
Oregon				
CORVALLIS AAF / OR09799F309200	2	0	\$1,493	\$0
DOUGLAS NG GUARD TARGET / OR09799F309400	0	1	\$0	\$0
FORT STEVENS MIL RES / OR09799F308900	2	0	\$133	\$0
HECETA HEAD LIGHTHOUSE / OR09799F316900	1	0	\$77	\$0
NAV AIR STA, TILLAMOOK / OR09799F315200	3	0	\$601	\$0
NORTH BEND AFS (2-12) / OR09799F311900	1	0	\$0	\$0
PENDLETON BOMBING RANGE / OR09799F312200	0	1	\$0	\$64
PENDLETON FIELD / OR09799F312100	1	0	\$37	\$0
PHILOMATH GAP FILLER / OR09799F312300	1	0	\$85	\$0
ROSEBURG RIFLE RANGE / OR09799F313300	0	1	\$0	\$8
USARC ASTORIA / OR09799F314000	1	0	\$55	\$0

Installation / FFID	Total Number of Sites		Costs Incurred Through FY10 (\$000)	
	IRP	MMRP	IRP	MMRP
Pennsylvania				
ARMY				
AFRC BEAVER FALLS / PA3210416N0600	6	0	\$0	\$0
AFRC BELLEFONTE / PA321042206800	5	0	\$0	\$0
AFRC ERIE / PA3210416N2400	4	0	\$0	\$0
AFRC FOLSOM / PA32104PA02800	7	0	\$0	\$0
AFRC PHILADELPHIA 06 / PA321042071000	9	0	\$0	\$0
AMSA 112 LOCK HAVEN / PA321042302600	8	0	\$0	\$0
AMSA 29 READING / PA321042306600	9	0	\$0	\$0
BRISTOL VETERANS USARC / PA321042287000	12	0	\$23	\$0
CARLISLE BARRACKS / PA321372014500	4	1	\$0	\$0
CHARLES E KELLY SUPPORT FACILITY BRAC / PA321402234400	4	0	\$4,235	\$0
EDGEMONT USARC / PA321042146500	15	0	\$0	\$0
FAMILY HOUSING 36 IRWIN SPT DET ANNEX / PA321404231000	1	0	\$0	\$0
FAMILY HOUSING CORAOPOLIS SITE 71 / PA321404257100	2	0	\$0	\$0
FAMILY HOUSING CORAOPOLIS SITE 72 / PA321404257200	2	0	\$0	\$0
FAMILY HOUSING PITT 2 / PA321404250100	3	0	\$0	\$0
FAMILY HOUSING PITT 25 MONROEVILLE / PA321404252500	2	0	\$0	\$0
FAMILY HOUSING PITT 3 NIKE / PA321404250300	3	0	\$0	\$0
FAMILY HOUSING PITT 37 / PA321404253700	2	0	\$0	\$0
FAMILY HOUSING PITT 42 NIKE / PA321404254200	3	0	\$0	\$0
FAMILY HOUSING PITT 52 NIKE / PA321404255200	2	0	\$0	\$0
FAMILY HOUSING PITTSBURGH 43 / PA321402155900	1	0	\$0	\$0
FORT INDIANTOWN GAP / PA321402044400	13	2	\$1,878	\$0
HAYS AAP / PA321002281200	5	0	\$0	\$0
IRWIN SUPPORT DETACHMENT MANOR ANNEX / PA32140PA04200	1	0	\$0	\$0
KELLY SUPPORT FACILITY / PA321042234400	15	0	\$2,953	\$0
MG WURTS USARC / PA32104PA13700	15	0	\$392	\$0
NORTH PENN USARC / PA321042289900	6	0	\$0	\$0

(1) Five-Year Review Completed, (2) Five-Year Review Underway, (3) Five-Year Review Planned for Future

Note: Totals reflect installation project funding allocated to individual sites and do not include program management and other support costs.

Table E-8 IRP/MMRP Status of Installations with Response Completed at all Sites as of September 30, 2010

Installation / FFID	Total Number of Sites		Costs Incurred Through FY10 (\$000)	
	IRP	MMRP	IRP	MMRP
Pennsylvania				
SCRANTON ARMY AMMUNITION PLANT / PA321382151000	15	0	\$1,335	\$0
TACONY WAREHOUSE / PA321402279200 / (1)	11	0	\$3,773	\$0
USARC ALTOONA / PA321042200900	6	0	\$0	\$0
USARC ASHLEY / PA32104412N100	9	0	\$0	\$0
USARC BELLE VERNON / PA3210416N1000	4	0	\$0	\$0
USARC BETHLEHEM / PA32104PA00800	4	0	\$0	\$0
USARC BLOOMSBURG / PA321042267400	10	0	\$0	\$0
USARC BROOKVILLE / PA32104PA01100	4	0	\$0	\$0
USARC BROWNSVILLE, PA / PA321042257800	6	0	\$0	\$0
USARC BUTLER / PA3210416N1400	4	0	\$0	\$0
USARC CHAMBERSBURG / PA321042188500	9	0	\$0	\$0
USARC CLARION / PA3210416N1800	1	0	\$0	\$0
USARC CLEARFIELD / PA321042226600	6	0	\$0	\$0
USARC DOWNINGTOWN / PA32104PA01900	1	0	\$0	\$0
USARC DU BOIS / PA321042213400	3	0	\$0	\$0
USARC ERIE / PA3210416N2500	3	0	\$0	\$0
USARC FARRELL / PA321042201100	3	0	\$0	\$0
USARC FRANKLIN / PA3210416N2800	2	0	\$0	\$0
USARC GERMANTOWN / PA321042156800	11	0	\$0	\$0
USARC GETTYSBURG / PA321042246400	5	0	\$0	\$0
USARC GREENCASTLE (AMSA 113) / PA321042038300	16	0	\$0	\$0
USARC GREENSBURG / PA321042185400	4	0	\$0	\$0
USARC GREENSBURG (AMSA 104) / PA3210416NG300	4	0	\$0	\$0
USARC HARRISBURG / PA321042141600	9	0	\$0	\$0
USARC HAZELTON / PA321042178700	4	0	\$0	\$0
USARC HORSHAM 01 / PA321042208200	10	0	\$0	\$0
USARC HORSHAM 02 / PA32104PA04700	1	0	\$0	\$0

Installation / FFID	Total Number of Sites		Costs Incurred Through FY10 (\$000)	
	IRP	MMRP	IRP	MMRP
Pennsylvania				
USARC HUNTINGDON / PA321042362900	6	0	\$0	\$0
USARC INDIANA / PA321042226700	4	0	\$0	\$0
USARC JOHNSTON 01 / PA3210416N3900	10	0	\$0	\$0
USARC JOHNSTON 02 / PA321042299800	4	0	\$0	\$0
USARC KANE / PA3210416N3600	1	0	\$0	\$0
USARC KITTANNING / PA3210416N4000	3	0	\$0	\$0
USARC LANCASTER / PA321042172300	7	0	\$0	\$0
USARC LEWISBURG / PA321042306400	8	0	\$0	\$0
USARC LEWISTOWN / PA321042306500	9	0	\$0	\$0
USARC MARCUS HOOK / PA3210415NS100	6	0	\$0	\$0
USARC MEADVILLE / PA3210416N4500	1	0	\$0	\$0
USARC NEW CASTLE (AMSA 110) / PA3210416NG400	7	0	\$0	\$0
USARC NEW CUMBERLAND / PA3210412N4700	5	0	\$0	\$0
USARC NEW KENSINGTON / PA3210416N4800	3	0	\$0	\$0
USARC NORRISTOWN / PA321042156700	6	0	\$0	\$0
USARC NORTH PARK / PA321042381400	1	0	\$0	\$0
USARC NORTHEAST PHILADELPHIA / PA32104PA07500	3	0	\$0	\$0
USARC OIL CITY / PA3210416N5200	1	0	\$0	\$0
USARC PITTSBURGH 01 / PA3210416N5800	2	0	\$0	\$0
USARC PITTSBURGH 02 / PA32104PA07800	2	0	\$0	\$0
USARC PITTSBURGH 03 / PA32104PA07900	4	0	\$0	\$0
USARC PUNXSUTAWNEY (AMSA 106) / PA321042382200	7	0	\$0	\$0
USARC QUAKERTOWN / PA32104PA08300	1	0	\$0	\$0
USARC RANSHAW / PA3210412N6200	1	0	\$0	\$0
USARC SCHUYLKILL HAVEN / PA321042202900	14	0	\$0	\$0
USARC SCRANTON / PA321042081200	5	0	\$0	\$0
USARC ST MARY'S / PA321042226900	6	0	\$0	\$0

(1) Five-Year Review Completed, (2) Five-Year Review Underway, (3) Five-Year Review Planned for Future

Note: Totals reflect installation project funding allocated to individual sites and do not include program management and other support costs.

Table E-8 IRP/MMRP Status of Installations with Response Completed at all Sites as of September 30, 2010

Installation / FFID	Total Number of Sites		Costs Incurred Through FY10 (\$000)	
	IRP	MMRP	IRP	MMRP
Pennsylvania				
USARC STATE COLLEGE / PA321042257900	6	0	\$0	\$0
USARC STOCKERTOWN / PA32104PA09200	5	0	\$0	\$0
USARC TOBYHANNA / PA32104PA09400	8	0	\$0	\$0
USARC UNIONTOWN / PA321042156600	3	0	\$0	\$0
USARC WASHINGTON, PA / PA3210416N7300	3	0	\$0	\$0
USARC WILKES-BARRE / PA321042149000	18	0	\$0	\$0
USARC WILKES-BARRE (AMSA 32G) / PA321042382300	17	0	\$0	\$0
USARC WILLIAMSPORT / PA321042227600	6	0	\$0	\$0
USARC WILLOW GROVE / PA32104PA14400	1	0	\$0	\$0
USARC YORK / PA321042197200	4	0	\$0	\$0
NAVY				
PHILADELPHIA NAVHOSP / PA317002775600	2	0	\$100	\$0
PHILADELPHIA NS / PA317002219800 / (1) / (3)	19	0	\$7,976	\$0
PHILADELPHIA NSY / PA317002241800	10	0	\$14,607	\$0
WYOMING MCRC / PA317302756600	2	0	\$0	\$0
AIR FORCE				
FORT INDIANTOWN GAP / PA357282882400	3	0	\$289	\$0
PITTSBURGH INTERNATIONAL AIRPORT / PA357282846900	3	0	\$600	\$0
PITTSBURGH MUNICIPAL AIRPORT / PA357122428900	7	0	\$1,957	\$0
STATE COLLEGE AIR GUARD STATION / PA357282627300	2	0	\$2,974	\$0
WILLOW GROVE ARS / PA357282534900	1	0	\$352	\$0
FORMERLY USED DEFENSE SITES				
AAF INTELLIGENCE SCH / PA39799F147700	1	0	\$13	\$0
AIR FORCE PLANT 45 / PA39799F153500	2	0	\$521	\$0
AVCO LYCOMING SF SITE / PA39799F145100	1	0	\$281	\$0
BIRDSBORO ARMY TANK FOUNDRY / PA39799F147800	1	0	\$3,627	\$0

Installation / FFID	Total Number of Sites		Costs Incurred Through FY10 (\$000)	
	IRP	MMRP	IRP	MMRP
Pennsylvania				
CAMP REYNOLDS / PA39799F929800	1	1	\$1,496	\$30
CLAYSBURG AIR FORCE STATION / PA39799F927100	1	0	\$245	\$0
CROSS AND HEARTHSTONE MOUNTAIN / PA39799F148300	1	0	\$45	\$0
CROYLAND PLANT / PA39799F825300	0	1	\$0	\$1
ESSINGTON NG TAR RNG / PA39799F154100	0	1	\$0	\$0
FORT MIFFLIN / HOG ISLAND FACILITIES / PA39799F148700	0	1	\$0	\$0
HANOVER GAP FILLER ANX / PA39799F150600	1	0	\$120	\$0
LOCK HAVEN NATL GUARD FACILITY / PA39799F148500	1	1	\$0	\$0
MARINE CORPS RESERVE CENTER (ERIE) / PA39799F153000	1	0	\$174	\$0
MARINE CORPS TRAINING CENTER (FREEMANSBURG) / PA39799F152900	2	0	\$267	\$0
MIDDLETOWN AIR DEPOT / PA39799F144500	1	0	\$57	\$0
NAS NEWCUMBERLAND / PA39799F155200	1	1	\$24	\$34
NAVAL RESERVE CENTER (ALLENTOWN) / PA39799F152800	1	0	\$86	\$0
NAVY INDUSTRIAL RESERVE GEAR PLANT / PA39799F151700	2	0	\$366	\$0
NAVY SHIP PARTS CONTROL CENTER / PA39799F151800	1	0	\$100	\$0
NEW CUMBERLAND ARMY DEPOT / PA39799F147200 / (3)	1	1	\$6,735	\$72
NIKE PH-07 (RICHBORO) / PA39799F145400	3	0	\$517	\$0
NIKE PH-15 (BRISTOL) / PA39799F146400	2	0	\$669	\$0
NIKE PH-67 (CHESTER) / PA39799F146500	2	0	\$173	\$0
NIKE PH-91 (WORCESTER) / PA39799F146800	1	0	\$287	\$0
NIKE PH-97/99 (LANSDALE) / PA39799F146900	4	0	\$396	\$0
NIKE PI-02 (RURAL RIDGE) / PA39799F145200	2	0	\$497	\$0
NIKE PI-03 (DORSEYVILLE) / PA39799F145700	1	0	\$662	\$0
NIKE PI-36 (NORTH HUNTINGDON) / PA39799F145800	1	0	\$336	\$0
NIKE PI-37 (RILLTON) / PA39799F145900	1	0	\$354	\$0
NIKE PI-42 (ELIZABETH TWP) / PA39799F925000	1	0	\$177	\$0
NIKE PI-52 (FINLEYVILLE) / PA39799F924900	1	0	\$342	\$0

(1) Five-Year Review Completed, (2) Five-Year Review Underway, (3) Five-Year Review Planned for Future

Note: Totals reflect installation project funding allocated to individual sites and do not include program management and other support costs.

Table E-8 IRP/MMRP Status of Installations with Response Completed at all Sites as of September 30, 2010

Installation / FFID	Total Number of Sites		Costs Incurred Through FY10 (\$000)	
	IRP	MMRP	IRP	MMRP
Pennsylvania				
NIKE PI-71 (CORAPOLIS) / PA39799F146100	2	0	\$61	\$0
OLMSTED AIR FORCE BASE / PA39799F153700	4	1	\$9,884	\$0
PLANCOR 400 BETH FGE C / PA39799F155400	1	0	\$25	\$0
READING AAF / PA39799F151100	1	1	\$19	\$194
SHAMOKIN GENERAL DEPOT / PA39799F825600	0	1	\$0	\$30
SOUTH PARK MILITARY RESERVATION / PA39799F808000	0	1	\$0	\$0
VALLEY FORGE GENERAL HOSPITAL / PA39799F150000	4	0	\$4,072	\$0

Installation / FFID	Total Number of Sites		Costs Incurred Through FY10 (\$000)	
	IRP	MMRP	IRP	MMRP
Puerto Rico				
ARMY				
FORT ALLEN / PR221184307700	9	2	\$574	\$148
MTA CAMP SANTIAGO RQ 577 / PR221184310000	4	0	\$0	\$0
NAVY				
SABANA SECA NSGA / PR217002753500	8	0	\$3,470	\$0
FORMERLY USED DEFENSE SITES				
CAMP TORTUGUERO / PR29799F414200	1	0	\$134	\$0
DORADO AUX AIRDROOME / PR29799F414900	1	0	\$463	\$0
FORT AMEZQUITA / PR29799F726200	0	1	\$0	\$72
SABANA SECA AMMO STORAGE AREA / PR29799F415900	0	1	\$0	\$0
VIEQUES AIRPORT / PR29799F413800	0	1	\$0	\$0

(1) Five-Year Review Completed, (2) Five-Year Review Underway, (3) Five-Year Review Planned for Future

Note: Totals reflect installation project funding allocated to individual sites and do not include program management and other support costs.

Table E-8 IRP/MMRP Status of Installations with Response Completed at all Sites as of September 30, 2010

Installation / FFID	Total Number of Sites		Costs Incurred Through FY10 (\$000)	
	IRP	MMRP	IRP	MMRP
Rhode Island				
ARMY				
AFRC PROVIDENCE (HOPKINS) / RI121041AP4100	1	0	\$0	\$0
FAMILY HOUSING DAVISVILLE / RI121404401000	1	0	\$0	\$0
FAMILY HOUSING NORTH SMITHFIELD 99 / RI121404439900	3	0	\$0	\$0
NORTH SMITHFIELD ARNG / RI121184405500	3	0	\$0	\$0
USARC CRANSTON / RI121041AP1500	1	0	\$0	\$0
USARC FORT NATHANIEL GREENE / RI121041AP2200	8	1	\$2,028	\$119
USARC PROVIDENCE (HARWOOD) / RI121041AP3000	4	0	\$0	\$0
USARC WARWICK / RI121041AP5200	9	0	\$0	\$0
NAVY				
FISHERS ISLAND NUSC / RI117002754900	1	0	\$200	\$0
AIR FORCE				
NORTH SMITHFIELD ANG5 / RI157282859900	1	0	\$6,383	\$0
FORMERLY USED DEFENSE SITES				
ANTI-AIRCRAFT TRNG CNTR / RI19799F735700	0	1	\$0	\$0
BEAVERTAIL PT.NAV COMM / RI19799F211600	2	1	\$96	\$0
BRENTON POINT FC STA / RI19799F211900	0	1	\$0	\$0
BRISTOL NIKE 38 / RI19799F211300	2	0	\$178	\$0
DEVIL'S FOOT ROAD / RI19799F215700	1	0	\$2,220	\$0
FORT CHURCH / RI19799F212500	1	1	\$60	\$0
FORT GETTY / RI19799F212600	1	1	\$0	\$0
FORT MANSFIELD / RI19799F810700	0	1	\$0	\$174
FORT VARNUM / RI19799F212900	0	1	\$0	\$0
FORT WETHERILL NUSC / RI19799F213000	2	1	\$529	\$0
FT ADAMS / RI19799F211200	1	0	\$0	\$0
GOAT ISLAND NAVAL BASE / RI19799F883200	0	1	\$0	\$0
HILLSGROVE AAF / RI19799F213300	1	0	\$103	\$0

Installation / FFID	Total Number of Sites		Costs Incurred Through FY10 (\$000)	
	IRP	MMRP	IRP	MMRP
Rhode Island				
HOPE ISL NAS / RI19799F214200	2	0	\$362	\$0
HULL COVE FIRE CON STA / RI19799F213400	1	0	\$28	\$0
NAVAL DIR FINDER STA / RI19799F882900	1	0	\$59	\$0
NIKE CONTROL PR-58 / RI19799F211400	1	0	\$19	\$0
NIKE PR-69 / RI19799F210700	2	0	\$408	\$0
OAKS INN BATTERY / RI19799F810800	0	1	\$0	\$0
PROSPECT HILL FCS / RI19799F214000	1	0	\$0	\$0
TIV AF POL RET DIS STA / RI19799F214400	2	0	\$14	\$0
US NAVAL REC CP / RI19799F735500	1	0	\$86	\$0

(1) Five-Year Review Completed, (2) Five-Year Review Underway, (3) Five-Year Review Planned for Future

Note: Totals reflect installation project funding allocated to individual sites and do not include program management and other support costs.

Table E-8 IRP/MMRP Status of Installations with Response Completed at all Sites as of September 30, 2010

Installation / FFID	Total Number of Sites		Costs Incurred Through FY10 (\$000)	
	IRP	MMRP	IRP	MMRP
South Carolina				
ARMY				
LEESBURG TRAINING SITE / SC4211845C7000	1	0	\$100	\$0
USARC AIKEN / SC4210428Q0300	5	0	\$0	\$0
USARC ANDERSON / SC4210428Q0800	8	0	\$0	\$0
USARC CHARLESTON / SC421042018800	6	0	\$0	\$0
USARC CLEMSON / SC421042EQ2000	4	0	\$0	\$0
USARC COLUMBIA (FOREST DRIVE) / SC42104SC00500	6	0	\$0	\$0
USARC COLUMBIA 02 / SC42104SC00600	5	0	\$0	\$0
USARC FLORENCE / SC4210428Q3200	1	0	\$0	\$0
USARC FORT JACKSON (ECS 124-G) / SC4210428QG100	5	0	\$0	\$0
USARC FORT JACKSON (LEE RD) / SC4210428Q2500	2	0	\$0	\$0
USARC FORT JACKSON (MCWHORTER) / SC421042EQ3000	4	0	\$0	\$0
USARC GREENVILLE 01 (MAHON) / SC421042083600	12	0	\$0	\$0
USARC GREENVILLE 02 (KUKOWSKI) / SC421042288500	12	0	\$0	\$0
USARC MYRTLE BEACH / SC4210428Q6700	4	0	\$0	\$0
USARC ORANGEBURG / SC4210428Q4400	2	0	\$0	\$0
USARC ROCK HILL / SC421042154300	6	0	\$0	\$0
USARC SPARTANBURG / SC4210428QA100	3	0	\$0	\$0
USARC YORK, SC / SC4210428Q6600	10	0	\$0	\$0
FORMERLY USED DEFENSE SITES				
ANDERSON AAF / SC49799F500100	1	0	\$21	\$0
BARNWELL MUN ARPT / SC49799F494300	1	0	\$32	\$0
CAMDEN AAF / SC49799F499600	1	0	\$65	\$0
CHARLESTON ARMY DEPOT / SC49799F491900	0	1	\$0	\$50
CHARLESTON SM ARA / SC49799F498200	0	1	\$0	\$187
CORONACA AAF / SC49799F494700	1	0	\$18	\$0
C-TON NAV IND RES SYAR / SC49799F498800	1	0	\$162	\$0
GFA (Z-113A) / SC49799F497300	1	0	\$37	\$0

Installation / FFID	Total Number of Sites		Costs Incurred Through FY10 (\$000)	
	IRP	MMRP	IRP	MMRP
South Carolina				
STARK GENERAL HOSP / SC49799F497800	2	0	\$187	\$0
WALTERBORO AAF / SC49799F495000	2	1	\$435	\$144

(1) Five-Year Review Completed, (2) Five-Year Review Underway, (3) Five-Year Review Planned for Future

Note: Totals reflect installation project funding allocated to individual sites and do not include program management and other support costs.

Table E-8 IRP/MMRP Status of Installations with Response Completed at all Sites as of September 30, 2010

Installation / FFID	Total Number of Sites		Costs Incurred Through FY10 (\$000)	
	IRP	MMRP	IRP	MMRP
South Dakota				
ARMY				
USARC ABERDEEN / SD821042230900	8	0	\$0	\$0
USARC SIOUX FALLS / SD821042225700	8	0	\$0	\$0
AIR FORCE				
JOE FOSS FIELD / SD857282588800	13	0	\$3,696	\$0
FORMERLY USED DEFENSE SITES				
ELLSWORTH AFB AF FAC S-1 / SD89799F077900	2	0	\$77	\$0
ELLSWORTH AFB AF FAC S2 / SD89799F078000	2	0	\$57	\$0
ELLSWORTH AFB AF FAC S-3 / SD89799F078100	2	0	\$177	\$0
ELLSWORTH AFB COMM AX (REC) / SD89799F079900	1	0	\$267	\$0
ELLSWORTH AFB NIKE BATTERY E-01 / SD89799F077700	1	0	\$104	\$0
ELLSWORTH AFB NIKE BATTERY E-20 / SD89799F077500	2	0	\$249	\$0
ELLSWORTH AFB NIKE BATTERY E-40 / SD89799F077600	1	0	\$142	\$0
ELLSWORTH AFB NIKE BATTERY E-70 / SD89799F077800	2	0	\$203	\$0
FORT MEADE TARGET RGE / SD89799F084400	0	1	\$0	\$6
GETTYSBURG FAMILY HOUSING AX / SD89799F080300	1	0	\$341	\$0
GETTYSBURG WASTE AX / SD89799F080400	1	0	\$24	\$0
INTERIOR ANG SITE / SD89799F080600	1	0	\$37	\$0
MCINTOSH GAP FILLER AX TM-177C / SD89799F084500	1	0	\$53	\$0
PICKSTOWN AFS Z-134 / SD89799F080700	1	0	\$35	\$0
PIERRE ARMY AIR FIELD / SD89799F085000	1	0	\$327	\$0
SIOUX CITY PRE BOM RGE #2 / SD89799F085500	0	1	\$0	\$104
SIOUX CITY PRE BOM RGE #6 / SD89799F085600	0	1	\$0	\$99

Installation / FFID	Total Number of Sites		Costs Incurred Through FY10 (\$000)	
	IRP	MMRP	IRP	MMRP
Tennessee				
ARMY				
AFRC JOHNSON CITY / TN42104TN00700	6	0	\$0	\$0
GRUBBS/KYLE TRAINING CENTER / TN421184734000	7	0	\$0	\$0
HOLSTON ARMY AMMUNITION PLANT / TN421382042100	30	2	\$21,034	\$0
USARC CHATTANOOGA / TN42104TN00100	4	0	\$0	\$0
USARC CHATTANOOGA (GUERRY) / TN42104TN00200	3	0	\$0	\$0
USARC GREENEVILLE / TN421042189200	5	0	\$0	\$0
USARC KNOXVILLE / TN42104TN00900	6	0	\$0	\$0
USARC LYELL (AFRC) / TN421042JR5000	3	0	\$0	\$0
USARC MEMPHIS 01 / TN42104TN01200	7	0	\$0	\$0
USARC MEMPHIS 02 / TN42104TN01100	3	0	\$0	\$0
USARC NASHVILLE / TN421042JR5100	1	0	\$0	\$0
USARC OAK RIDGE / TN421042188400	4	0	\$0	\$0
NAVY				
BRISTOL NWIRP / TN417002406200 / (3)	9	0	\$11,092	\$0
KNOXVILLE NMCRC / TN417002271000	1	0	\$837	\$0
FORMERLY USED DEFENSE SITES				
BRADYVILLE GAP FILLER ANNEX / TN49799F350400	1	0	\$343	\$0
MAURY C.W.S. PLANT / TN49799F352400	0	2	\$0	\$19
MILAN ARMY AMMUNITION PLANT / TN49799FA20700	1	0	\$51	\$0
MILLINGTON ORD WORKS / TN49799F351300	1	0	\$56	\$0
MONSANTO CHEMICAL COMPANY / TN49799F351600	0	1	\$0	\$248
RIDGELY PRECISION BOMBING RANGE NO. 2 / TN49799F352700	0	1	\$0	\$168
SOUTHEASTERN ENERGY INC. / TN49799F351400	0	1	\$0	\$85
TENNESSEE MANEUVER AREA / TN49799FA21000	0	1	\$0	\$143
WILLIAM NORTHERN FIELD / TN49799F350300	1	0	\$344	\$0
WRIGLEY CHARCOAL / TN49799F711700	1	0	\$1	\$0

(1) Five-Year Review Completed, (2) Five-Year Review Underway, (3) Five-Year Review Planned for Future

Note: Totals reflect installation project funding allocated to individual sites and do not include program management and other support costs.

Table E-8 IRP/MMRP Status of Installations with Response Completed at all Sites as of September 30, 2010

Installation / FFID	Total Number of Sites		Costs Incurred Through FY10 (\$000)	
	IRP	MMRP	IRP	MMRP
Texas				
ARMY				
AFRC CORPUS CHRISTI (AMSA 7) / TX62104TX02000	8	0	\$0	\$0
AFRC MESQUITE / TX621042252600	4	0	\$0	\$0
AFRC MIDLAND / TX621042298900	5	0	\$0	\$0
BEE CAVES ARMORY / TX621184805500	5	0	\$0	\$0
CAMP BOWIE (STATE) / TX6211848B3500	0	2	\$0	\$194
CAMP SWIFT / TX621184807000	3	0	\$0	\$0
CANYON LAKE RECREATION AREA / TX621162280900	1	0	\$0	\$0
FORT HOOD / TX621402042400	62	0	\$6,866	\$0
FORT JACOB F WOLTERS / TX621184855500	4	0	\$60	\$0
TARDEC FUELS AND LUBRICANT RESEARCH FACILITY / TX621002187200	2	0	\$0	\$0
USARC ABILENE / TX621042197400	14	0	\$0	\$0
USARC ALICE / TX621042203300	1	0	\$0	\$0
USARC AMARILLO / TX621042178500	2	0	\$0	\$0
USARC AMARILLO 02 / TX6210450T4800	1	0	\$0	\$0
USARC ARLINGTON / TX621045BT1600	1	0	\$0	\$0
USARC AUSTIN (CAMP MABRY) / TX621042005300	15	0	\$0	\$0
USARC AUSTIN 02 / TX62104TX00900	2	0	\$0	\$0
USARC AUSTIN 03 / TX621045BT0900	1	0	\$0	\$0
USARC BAY CITY, TX / TX62104TX01000	7	0	\$0	\$0
USARC BEAUMONT (AMSA 6) / TX621042007500	14	0	\$0	\$0
USARC BROWNSVILLE / TX621042249400	4	0	\$0	\$0
USARC BRYAN (MOORE) / TX621045VT5100	7	0	\$0	\$0
USARC BRYAN 02 / TX621045VT4400	1	0	\$0	\$0
USARC CONROE (ASF 62) / TX621042368600	4	0	\$0	\$0
USARC CORPUS CHRISTI (MEMORIAL) / TX621042207800	4	0	\$0	\$0
USARC DALLAS 01 (MUCHERT) / TX621042154500	5	0	\$0	\$0
USARC DALLAS 02 / TX621042147400	2	0	\$0	\$0

Installation / FFID	Total Number of Sites		Costs Incurred Through FY10 (\$000)	
	IRP	MMRP	IRP	MMRP
Texas				
USARC DALLAS 03 / TX6210420T4600	1	0	\$0	\$0
USARC DENTON / TX621045BT1200	1	0	\$0	\$0
USARC EL PASO / TX621042188100	1	0	\$0	\$0
USARC FORT BLISS (AMSA 12) / TX62104TX02900	12	0	\$0	\$0
USARC FORT BLISS (BIGGS FIELD PET) / TX621045BT4000	1	0	\$0	\$0
USARC FORT WORTH (AMSA 5, SUB 2) / TX62104TX03500	9	0	\$0	\$0
USARC FORT WORTH (HOT) / TX621045BT3700	1	0	\$0	\$0
USARC FORT WORTH 02 / TX6210450T1300	1	0	\$0	\$0
USARC GRAND PRAIRIE (ASF 13) / TX621045BT1500	11	0	\$0	\$0
USARC HARLINGEN (AMSA 7 SUB 1) / TX621042203400	6	0	\$0	\$0
USARC HOUSTON 02 (AMSA 4) / TX621042306200	11	0	\$0	\$0
USARC HUNTSVILLE / TX621042147600	1	0	\$0	\$0
USARC LAREDO / TX621042175800	3	0	\$0	\$0
USARC LUBBOCK / TX621042147500	3	0	\$0	\$0
USARC LUBBOCK (AMSA 11) / TX62104TX04800	12	0	\$0	\$0
USARC LUBBOCK (HOSPITAL TNG) / TX621045XT6400	1	0	\$0	\$0
USARC MCALLEN / TX621042203600	2	0	\$0	\$0
USARC NORTH FORT HOOD (ESC 64) / TX621045BT4100	1	0	\$0	\$0
USARC PARIS / TX621042247600	6	0	\$0	\$0
USARC PASADENA / TX621042263100	4	0	\$0	\$0
USARC PORT ARTHUR / TX621045BT2500	4	0	\$0	\$0
USARC RIO GRANDE CITY / TX621042232700	4	0	\$0	\$0
USARC SAN ANTONIO (BOSWELL) / TX621042259900	5	0	\$0	\$0
USARC SAN ANTONIO (CALLAGHAN) / TX62104TX06400	3	0	\$0	\$0
USARC SAN MARCOS / TX621042248000	2	0	\$0	\$0
USARC SEAGOVILLE / TX621045XT7200	6	0	\$0	\$0
USARC SINTON / TX621042249200	4	0	\$0	\$0

(1) Five-Year Review Completed, (2) Five-Year Review Underway, (3) Five-Year Review Planned for Future

Note: Totals reflect installation project funding allocated to individual sites and do not include program management and other support costs.

Table E-8 IRP/MMRP Status of Installations with Response Completed at all Sites as of September 30, 2010

Installation / FFID	Total Number of Sites		Costs Incurred Through FY10 (\$000)	
	IRP	MMRP	IRP	MMRP
Texas				
USARC TEXARKANA (AMSA 5 SUB 4) / TX621042197300	7	0	\$0	\$0
USARC TYLER / TX621042383900	4	0	\$0	\$0
USARC VICTORIA / TX621042270700	5	0	\$0	\$0
USARC WACO (AMSA 8) / TX62104TX08900	9	0	\$0	\$0
USARC YOAKUM / TX621042245600	4	0	\$0	\$0
WICHITA FALLS USARC / TX62104TX07700	6	0	\$0	\$0
NAVY				
CHASE FIELD NAS / TX617002473800	6	0	\$12,680	\$0
AIR FORCE				
GARLAND AIR NATIONAL GUARD STATION / TX657282588300	2	0	\$296	\$0
LAPORTE AIR NATIONAL GUARD STATION / TX657282588400	2	0	\$361	\$0
NAS FORT WORTH, JRB CARSWELL FIELD / TX657002404200 / (1) / (3)	69	1	\$51,371	\$0
NEDERLAND AIR NATIONAL GUARD COMM / TX657282591500	1	0	\$11	\$0
FORMERLY USED DEFENSE SITES				
ALAMO FIELD / TX69799F649500	1	0	\$311	\$0
ALICE AIRPORT / TX69799F647300	1	0	\$34	\$0
ATLAS AF FAC S-2 / TX69799F650400	3	0	\$330	\$0
ATLAS AF FACILITY S-11 / TX69799F651300	2	0	\$104	\$0
ATLAS AF FACILITY S-3 / TX69799F650500	1	0	\$351	\$0
ATLAS AF FACILITY S-4 / TX69799F650600	1	0	\$0	\$0
ATLAS AF FACILITY S-5 / TX69799F650700	1	0	\$10	\$0
ATLAS AF FACILITY S-6 / TX69799F650800	1	0	\$0	\$0
BERGSTROM BG-80 / TX69799F670300	1	0	\$128	\$0
BERGSTROM TVOR ANNEX / TX69799F670200	1	0	\$41	\$0
BLACKLAND AAF / TX69799F651900	1	0	\$144	\$0
BRADY PRISONER OF WAR CAMP / TX69799F742300	1	0	\$7	\$0

Installation / FFID	Total Number of Sites		Costs Incurred Through FY10 (\$000)	
	IRP	MMRP	IRP	MMRP
Texas				
BROWNWOOD AAF / TX69799F669300	1	0	\$182	\$0
CABINESS FIELD / TX69799F753500	1	0	\$174	\$0
CACTUS ORDNANCE WORKS / TX69799F668200	0	1	\$0	\$2
CAMP HULEN (CIVILIAN HOUSING) / TX69799F673000	1	0	\$79	\$0
CITY OF GALVESTON (CROCKETT) / TX69799F807800	0	1	\$0	\$45
CITY OF GRAND PRAIRIE PROPERTY / TX69799F988000	0	1	\$0	\$0
COMSTOCK GA FIL AX TM1873 / TX69799F665600	1	0	\$34	\$0
DA-FT WOR DEF NIKE BAT 20 / TX69799F664700	1	1	\$76	\$0
DALHART AF AUX FIELD #1 / TX69799F665300	0	1	\$0	\$0
DALHART GRO GUNN RANGE / TX69799F664900	1	1	\$13	\$0
DELMITA GAP FILLER AX / TX69799F664400	1	0	\$33	\$0
DENTON NIKE (DFW NIKE BAT 1) / TX69799F664800	1	0	\$54	\$0
DRISCOLL FIELD 36 / TX69799F949000	0	1	\$0	\$0
DUNCANVILLE AFS (P-78) / TX69799F664100	1	0	\$41	\$0
DYESS AFB-NIKE DY10 / TX69799F648100	2	0	\$87	\$0
ELLINGTON FIELD GUNNERY RANGE / TX69799F828200	0	1	\$0	\$242
ELLINGTON FIELD, TX (HOUSTON) / TX69799F648200	3	0	\$391	\$0
FANNETT GAP / TX69799F647200	1	0	\$41	\$0
FORT CROCKETT PRIVATE OWNERSHIPS / TX69799F807600	1	0	\$22	\$0
FORT SAN JACINTO / TX69799F838000	1	0	\$5	\$0
FT HOOD-FORMER SWG P / TX69799F645000	1	0	\$0	\$0
FT MCINTOSH / TX69799F663500	0	1	\$0	\$0
FT RINGGOLD / TX69799F663400	1	0	\$296	\$0
GALVESTON INDEPEN SCHOOL DISTRICT (CROCKETT) / TX69799F808100	0	1	\$0	\$41
GARY (EDWARD) AFB / TX69799F662100	3	0	\$2,104	\$0
HEARNE ALIEN ENEMY INTERNMENT CAMP / TX69799F674300	1	0	\$24	\$0
HEREFORD POW CAMP / TX69799F661300	1	0	\$214	\$0

(1) Five-Year Review Completed, (2) Five-Year Review Underway, (3) Five-Year Review Planned for Future

Note: Totals reflect installation project funding allocated to individual sites and do not include program management and other support costs.

Table E-8 IRP/MMRP Status of Installations with Response Completed at all Sites as of September 30, 2010

Installation / FFID	Total Number of Sites		Costs Incurred Through FY10 (\$000)	
	IRP	MMRP	IRP	MMRP
Texas				
LAREDO AUXILIARY FIELD NO. 1 / TX69799F742800	0	1	\$0	\$0
MIDLAND PREC BOMB RGE #23 / TX69799F656600	0	1	\$0	\$70
MINERAL WELLS MUNICIPAL AIRPORT / TX69799F758100	2	0	\$595	\$0
MOORE AFB (MFVP) / TX69799F648400	1	0	\$154	\$0
MOORE AIRFORCE BASE (USDA SITE) / TX69799F804800	1	0	\$336	\$0
NAS HITCHCOCK (FLAMINGO PROP) / TX69799F675500	2	0	\$85	\$0
NAS KINGSVILLE / TX69799F645200	0	1	\$0	\$0
NATIONAL OCEANIC ATMOSPHERIC AGENCY (FT. CROC) / TX69799F808300	0	1	\$0	\$0
NAV LAB TRANSMITTER SITE / TX69799F676100	1	0	\$123	\$0
NAV SHIP BERTH FACILITY / TX69799F645600	1	0	\$0	\$0
NAVY AIR AUXILLIARY LANDING FIELD(PRIVATE) / TX69799F825700	1	0	\$7	\$0
NIKE BG-40 / TX69799F676500	1	0	\$54	\$0
NOLAN CREEK PARK / TX69799F643700	1	0	\$0	\$0
ORANGE - US STEEL CORP / TX69799F675200	1	0	\$72	\$0
OZONA AF STATION TM-187 / TX69799F655800	1	0	\$41	\$0
PANTEX ORDNANCE (DOE) / TX69799F676300	2	1	\$347	\$2
PECOS AAF CRYSTAL AUX FLD #5 / TX69799F671900	0	1	\$0	\$0
PECOS AAF HIGH AUX FLD #1 / TX69799F671600	0	1	\$0	\$0
PECOS AAF RAD RGE SITE / TX69799F672000	0	1	\$0	\$0
PECOS AAF TOY AUX FLD #4 / TX69799F671800	0	1	\$0	\$0
RANDOLPH MIL AF / TX69799F644000	1	1	\$19	\$0
RIVERSIDE PRISONER OF WAR CAMP / TX69799F742700	1	0	\$87	\$0
ROCKPORT AFS (AC&W) / TX69799F673600	2	0	\$160	\$0
ROCKPORT AIRPORT / TX69799F645400	0	1	\$0	\$0
SABINE PASS HARBOR FORTS / TX69799F915500	0	1	\$0	\$0
TACAN SITE / TX69799F946100	1	0	\$13	\$0
TEXAS A & M UNIVERSITY (CROCKETT) / TX69799F807900	0	1	\$0	\$0

Installation / FFID	Total Number of Sites		Costs Incurred Through FY10 (\$000)	
	IRP	MMRP	IRP	MMRP
Texas				
U. S. NAVAL RESERVATION PORT ISABEL / TX69799F781400	1	0	\$0	\$0
VAN VLECK GAP FILLER / TX69799F647000	1	0	\$59	\$0
ZAPATA AFS / TX69799F674400	1	0	\$16	\$0

(1) Five-Year Review Completed, (2) Five-Year Review Underway, (3) Five-Year Review Planned for Future

Note: Totals reflect installation project funding allocated to individual sites and do not include program management and other support costs.

Table E-8 IRP/MMRP Status of Installations with Response Completed at all Sites as of September 30, 2010

Installation / FFID	Total Number of Sites		Costs Incurred Through FY10 (\$000)	
	IRP	MMRP	IRP	MMRP
Utah				
ARMY				
FORT DOUGLAS / UT821402027800	9	0	\$2,871	\$0
GREEN RIVER TEST SITE / UT821412263800	24	0	\$4,524	\$0
USARC LOGAN / UT821042099700	8	0	\$0	\$0
USARC OGDEN / UT821042172000	9	0	\$0	\$0
USARC OGDEN (AMSA 31) / UT82104UT00500	6	0	\$0	\$0
USARC OGDEN DEPOT / UT821042300400	11	0	\$0	\$0
USARC PLEASANT GROVE / UT821042252300	4	0	\$0	\$0
USARC PROVO / UT821046FP1000	8	0	\$0	\$0
USARC SALT LAKE CITY / UT821042195000	8	0	\$0	\$0
USARC SALT LAKE CITY (ASF 24) / UT82104UT01100	7	0	\$0	\$0
NAVY				
MAGNA NIROP / UT817002727700	16	0	\$0	\$0
FORMERLY USED DEFENSE SITES				
ABANDONED GRAVEL PIT / UT89799F502100	0	1	\$0	\$108
BUCKHORN WASH UNDERGROUND EXPLOSIVE SITE NO. 8 / UT89799F502500	0	1	\$0	\$245
CARRINGTON ISLAND PRECISION BOMBING RANGE / UT89799F685700	0	1	\$0	\$14
DUGWAY PROVING GROUND SOUTH TRIANGLE / UT89799F806800	0	1	\$0	\$273
HURRICANE MESA TEST SITE / UT89799F501600	0	1	\$0	\$754
OGDEN NATURE CENTER / UT89799FA20300	0	1	\$0	\$0
SALT LAKE CITY ARMY AIR BASE GUNNERY RANGE / UT89799F503700	0	1	\$0	\$542
SHEEP BURIAL SITE (WHITE ROCK RANCH) / UT89799F809300	1	1	\$372	\$0
SKULL VALLEY SHEEP BURIAL SITE / UT89799F805300	1	0	\$105	\$0
YELLOW JACKET TARGET AREA / UT89799F825000	0	1	\$0	\$6,557

Installation / FFID	Total Number of Sites		Costs Incurred Through FY10 (\$000)	
	IRP	MMRP	IRP	MMRP
Vermont				
ARMY				
CHESTER USARC / VT121042174600	6	0	\$0	\$0
ETHAN ALLEN FIRING RANGE / VT121182271800	11	0	\$72	\$0
TS CAMP JOHNSON / VT1211850A2500	1	3	\$0	\$0
USARC MONTPELIER / VT121041AT1600	7	0	\$0	\$0
USARC RUTLAND (COURCELLE) / VT121041AT2000	6	0	\$0	\$0
FORMERLY USED DEFENSE SITES				
BURLINGTON INT-L ARPT / VT19799F217100	1	1	\$97	\$0
FORT ETHAN ALLEN / VT19799F216000	1	0	\$125	\$0
FT. ETHAN ALLEN ARTRNG / VT19799F216500	0	1	\$0	\$75

(1) Five-Year Review Completed, (2) Five-Year Review Underway, (3) Five-Year Review Planned for Future

Note: Totals reflect installation project funding allocated to individual sites and do not include program management and other support costs.

Table E-8 IRP/MMRP Status of Installations with Response Completed at all Sites as of September 30, 2010

Installation / FFID	Total Number of Sites		Costs Incurred Through FY10 (\$000)	
	IRP	MMRP	IRP	MMRP
Virgin Islands of the U.S.				
FORMERLY USED DEFENSE SITES				
BUCK ISLAND UNDERWATER DEMOLTN TRAIING FAC / VI29799F419500	0	1	\$0	\$74
FORMER FORT SEGARRA / VI29799F419300	0	1	\$0	\$2,980
MARINE CORPS AIR FAC / VI29799F419200	1	0	\$0	\$0

Installation / FFID	Total Number of Sites		Costs Incurred Through FY10 (\$000)	
	IRP	MMRP	IRP	MMRP
Virginia				
ARMY				
AFRC LYNCHBURG / VA321041CS3500	2	0	\$0	\$0
ARLINGTON HALL STATION / VA321002003100	1	0	\$0	\$0
ARMY RESEARCH LABORATORY-WOODBRIDGE / VA321382098100 / (1) / (3)	47	0	\$12,721	\$0
CAMP PENDLETON SMR / VA321185141900	0	3	\$0	\$0
DEFENSE MAPPING AGENCY - HERNDON / VA321022135400 / (1)	3	0	\$911	\$0
FAMILY HOUSING MANASSAS / VA321385132500	2	0	\$0	\$0
FAMILY HOUSING NIKE NORFOLK 85 / VA321375147000	3	0	\$0	\$0
FAMILY HOUSING WOODBRIDGE / VA321025195400	1	0	\$0	\$0
FORT MYER / VA321022062600	7	1	\$3,924	\$45
FORT PICKETT / VA321402070500 / (1)	6	1	\$11,271	\$0
FORT PICKETT ARNG MTC / VA321185154100 / (3)	1	1	\$960	\$296
USARC ABINGDON / VA321042192200	5	0	\$0	\$0
USARC ALEXANDRIA / VA321042244100	3	0	\$0	\$0
USARC ALEXANDRIA (JONES POINT) / VA321041JS0400	5	0	\$0	\$0
USARC CHARLOTTESVILLE / VA321041CS1000	1	0	\$0	\$0
USARC CHESTERFIELD (AMSA 90) / VA321041CSG300	8	0	\$0	\$0
USARC CHINCOTEAGUE (WALLOPS IS) / VA321042254300	5	0	\$0	\$0
USARC CHRISTIANSBURG (AMSA 89) / VA321041CSG200	9	0	\$0	\$0
USARC CHURCHLAND (PORTSMOUTH) / VA321041CS4800	3	0	\$0	\$0
USARC COVINGTON / VA321042192300	2	0	\$0	\$0
USARC GALAX / VA321041CS2800	5	0	\$0	\$0
USARC HAMPTON / VA32104VA03500	10	0	\$0	\$0
USARC HAMPTON (MARCELLA ROAD) / VA321042140800	7	0	\$0	\$0
USARC MARTINSVILLE / VA321041CS4000	1	0	\$0	\$0
USARC NORFOLK / VA321042065500	4	0	\$0	\$0
USARC RADFORD (NEW RIVER) / VA321042253000	3	0	\$0	\$0
USARC RICHMOND (DERVISHIAN) / VA321042291600	7	0	\$0	\$0

(1) Five-Year Review Completed, (2) Five-Year Review Underway, (3) Five-Year Review Planned for Future

Note: Totals reflect installation project funding allocated to individual sites and do not include program management and other support costs.

Table E-8 IRP/MMRP Status of Installations with Response Completed at all Sites as of September 30, 2010

Installation / FFID	Total Number of Sites		Costs Incurred Through FY10 (\$000)	
	IRP	MMRP	IRP	MMRP
Virginia				
USARC RICHMOND 01 (MONTEITH) / VA321042176900	2	0	\$0	\$0
USARC SALEM, VA / VA321042177000	2	0	\$0	\$0
USARC SPRINGFIELD (AMSA 91) / VA32104VA01900	8	0	\$0	\$0
USARC WARSAW / VA321041CS6800	1	0	\$0	\$0
USARC WAYNESBORO / VA321041CS7000	1	0	\$0	\$0
VINT HILL FARMS STATION / VA321382093100 / (1) / (3)	37	0	\$12,143	\$0
VIRGINIA AVIATION SUPPORT FACILITY / VA321185123000	3	0	\$0	\$0
NAVY				
ARLINGTON HEADQUARTERS BATTALION / VA317302413500	1	0	\$44	\$0
ARLINGTON SERVICE CENTER / VA317002755800	3	0	\$2,100	\$0
DAM NECK FCTC / VA317002293900	11	0	\$754	\$0
DRIVER NAVRADSTA / VA317002251600 / (1) / (3)	11	0	\$7,043	\$0
PORTSMOUTH NAVMEDCTR / VA317002481800	2	0	\$42	\$0
FORMERLY USED DEFENSE SITES				
AAA, HUNTLEY MEADOWS / VA39799F164500	1	1	\$91	\$57
ALESHIRE QUARTERMASTER DEPOT / VA39799F164800	1	0	\$0	\$0
AVTEX FIBERS / VA39799FA19300	1	0	\$4,279	\$0
BYRD FIELD / VA39799F165300	2	0	\$395	\$0
CAPE CHARLES AFS / VA39799F156400	2	0	\$901	\$0
CAPE CHARLES AFS BUNKER / VA39799F156500	1	0	\$78	\$0
FISHERMAN ISLAND / VA39799F157300	1	0	\$128	\$0
FORT PICKETT ARMY AIRFIELD / VA39799F167400	1	0	\$110	\$0
FORT WOOL / VA39799F158300	0	1	\$0	\$160
JAMES RIVER SHIPBUILDING / VA39799F172700	1	1	\$73	\$2
MICROWAVE STA , VA / VA39799F165800	1	0	\$43	\$0
MIDLOTHIAN MICRO ST S / VA39799F159800	1	0	\$39	\$0

Installation / FFID	Total Number of Sites		Costs Incurred Through FY10 (\$000)	
	IRP	MMRP	IRP	MMRP
Virginia				
NANSEMOND ORDNANCE DEPOT ST PL / VA39799F156800	1	0	\$138	\$0
NAVAL COMMUNICATIONS FACILITY / VA39799F854400	1	0	\$78	\$0
NEW RIVER ORDNANCE PLANT / VA39799F156900	1	0	\$585	\$0
NIKE N-36 (LYNNHAVEN) / VA39799F160900	1	0	\$747	\$0
NIKE N-63 (SUFFOLK) / VA39799F156600	1	0	\$167	\$0
NIKE N-75 (CARROLLTON PARK) / VA39799F156000	1	0	\$128	\$0
NIKE W-74 (FAIRFAX) / VA39799F167500	1	0	\$0	\$0
NIKE W-83 (DRANESVILLE) / VA39799F163800	1	0	\$129	\$0
PETERSBURG AIRPORT / VA39799F839200	1	0	\$34	\$0
Q M MARKET CNTR / VA39799F164900	1	0	\$23	\$0
USA RECRUITING CMD / VA39799F163100	1	0	\$42	\$0
VIRGINIA MICROWAVE STA / VA39799F162800	1	0	\$40	\$0
VIRGINIA STATE FUEL FARM / VA39799F168800	2	0	\$1,171	\$0

(1) Five-Year Review Completed, (2) Five-Year Review Underway, (3) Five-Year Review Planned for Future

Note: Totals reflect installation project funding allocated to individual sites and do not include program management and other support costs.

Table E-8 IRP/MMRP Status of Installations with Response Completed at all Sites as of September 30, 2010

Installation / FFID	Total Number of Sites		Costs Incurred Through FY10 (\$000)	
	IRP	MMRP	IRP	MMRP
Washington				
ARMY				
AFRC BELLINGHAM (STEVENS) / WA0210462Q0500	8	0	\$0	\$0
AFRC ELLENSBURG / WA0210462Q0700	4	0	\$0	\$0
AFRC PORT ORCHARD / WA0210462Q1800	1	0	\$0	\$0
AFRC TACOMA / WA021046GQ4400	1	0	\$0	\$0
AFRC YAKIMA / WA0210462Q5800	2	0	\$0	\$0
COL EDITH M. NUTTAL USARC / WA021042090500	3	0	\$0	\$0
FAMILY HOUSING NIKE SEATTLE 43 MIDWAY / WA021405374400	3	0	\$0	\$0
FAMILY HOUSING SEATTLE NIKE 32 33 / WA021405373300	3	0	\$0	\$0
FORT LAWTON USAR COMPLEX / WA02104WA01300	13	3	\$0	\$3
KENT NATIONAL GUARD FACILITY / WA021182441000	4	0	\$0	\$0
REDMOND ARNG FACILITY / WA021185312000	6	0	\$0	\$0
RUSTON WAY PROPERTY / WA021185300000	7	0	\$0	\$0
USARC BOTHELL / WA0210462Q0600	3	0	\$0	\$0
USARC CLARKSTON / WA021046GQ0300	1	0	\$0	\$0
USARC EVERETT / WA021046GQ0900	7	0	\$0	\$0
USARC KENNEWICK / WA021046GQ1500	7	0	\$0	\$0
USARC LONGVIEW / WA0210462Q1200	3	0	\$0	\$0
USARC MOSES LAKE / WA0210462Q1400	1	0	\$0	\$0
USARC PASCO / WA0210462Q1600	1	0	\$0	\$0
USARC REDMOND / WA021042140200	1	0	\$0	\$0
USARC SPOKANE / WA021042201800	12	0	\$0	\$0
USARC TRENTWOOD (AMSA 8) / WA021046GQ7800	8	0	\$0	\$0
USARC WALLA WALLA / WA0210462Q5500	1	0	\$0	\$0
USARC WENATCHEE / WA021046GQ5600	2	0	\$0	\$0
USARC YAKIMA (PENDLETON) / WA02104WA04500	7	0	\$0	\$0
YAKIMA TRAINING CENTER / WA021402098900 / (3)	51	10	\$2,056	\$174

Installation / FFID	Total Number of Sites		Costs Incurred Through FY10 (\$000)	
	IRP	MMRP	IRP	MMRP
Washington				
NAVY				
EVERETT NRC / WA017002297900	1	0	\$310	\$0
JIM CREEK NAVRADSTA / WA017002248900	10	1	\$785	\$115
SEATTLE NAVRESREDCEN / WA017002341200	1	0	\$887	\$0
SPOKANE NMCRC / WA017002341400	1	0	\$151	\$0
TACOMA NMCRC / WA017002341500	1	0	\$0	\$0
AIR FORCE				
BELLINGHAM MUNICIPAL AIRPORT / WA057282840200	1	0	\$329	\$0
FOUR LAKES COMM AIR GUARD STATION / WA057282623700	4	0	\$2,324	\$0
KINGSLEY AIR FORCE STATION / OR057282889701	1	0	\$194	\$0
SPOKANE INTERNATIONAL AIRPORT / WA057282429300	1	0	\$1,742	\$0
FORMERLY USED DEFENSE SITES				
ARLINGTON AIRPORT / WA09799F155800	1	0	\$34	\$0
BELLINGHAM ARMY AIR FIELD / WA09799F322700	1	0	\$46	\$0
BLAINE AFS / WA09799F318600	2	0	\$375	\$0
CAMP HAYDEN / WA09799F323800	1	0	\$58	\$0
COLVILLE AIR FORCE STA / WA09799F324600	1	0	\$59	\$0
COUGAR MT. NIKE 20 / WA09799F317800	3	0	\$594	\$0
COUGAR MTN. AAA SITE / WA09799F338200	1	0	\$39	\$0
EPHRATA ARMY NG GD FAC / WA09799F325900	1	0	\$20	\$0
EPHRATA BOMBING TARGET / WA09799F326000	0	1	\$0	\$178
EPHRATA GROUND TO GROUND GUNNERY RANGE / WA09799F933200	0	1	\$0	\$78
FAIRCHILD AFB ATLAS E MISSILE S-4 / WA09799F326700	1	0	\$673	\$0
FAIRCHILD AFB ATLAS E S-3 / WA09799F326600	1	0	\$23	\$0
FAIRCHILD ATLAS E S-9 / WA09799F327200	2	0	\$405	\$0
FAIRCHILD DEFENSE AREA NIKE 07 / WA09799F327700	1	0	\$46	\$0
FAIRCHILD DEFENSE AREA NIKE 45 / WA09799F327900	1	0	\$68	\$0

(1) Five-Year Review Completed, (2) Five-Year Review Underway, (3) Five-Year Review Planned for Future

Note: Totals reflect installation project funding allocated to individual sites and do not include program management and other support costs.

Table E-8 IRP/MMRP Status of Installations with Response Completed at all Sites as of September 30, 2010

Installation / FFID	Total Number of Sites		Costs Incurred Through FY10 (\$000)	
	IRP	MMRP	IRP	MMRP
Washington				
FORT CANBY / WA09799F151600	1	0	\$89	\$0
FORT COLUMBIA MIL. RES. / WA09799F328700	1	1	\$86	\$203
FORT EBEBY MIL RESERVATION / WA09799F328800	1	0	\$68	\$0
FORT WARD-BAINBRIDGE ISLAND AAA BATTERY 7 / WA09799F144600	1	0	\$264	\$0
FORT WHITMAN / WA09799F329400	1	0	\$0	\$0
FORT WORDEN / WA09799F329500	2	0	\$436	\$0
GEIGER AIRFIELD / WA09799F340300	2	0	\$5,888	\$0
GEO WRIGHT AIR FORCE BASE / WA09799F329800	2	0	\$587	\$0
IONE GAP FILLER (P-60A) / WA09799F319900	1	0	\$77	\$0
KINGSTON NIKE 92 / WA09799F319100	3	0	\$256	\$0
LARSON AFB TITAN I MISSILE FACILITY S-3 / WA09799F332000	1	0	\$23	\$0
MANCHESTER AAA SITE / WA09799F338000	1	0	\$111	\$0
MANCHESTER ANNEX / WA09799F832600 / (1) / (3)	2	0	\$12,753	\$0
NASELLE AFS / WA09799F321100	2	0	\$472	\$0
NAVAL RTS - BATTLE POINT / WA09799F832800	2	0	\$390	\$0
NAVAL SECURITY GROUP MARIETTA RADIO DIRECTION FF / WA09799FA22600	1	0	\$1,166	\$0
NIKE MIDWAY 43 / WA09799F343600	2	0	\$145	\$0
NORTHWEST CENTER / WA09799F850800	1	0	\$175	\$0
OLALLA NIKE 62 / WA09799F319300	2	0	\$53	\$0
PAINE FIELD / WA09799F318800	3	2	\$2,781	\$95
POULSBO NIKE 81 / WA09799F318700	1	0	\$186	\$0
PUGET SOUND NAVAL AMMO DEPOT / WA09799F343900	1	1	\$231	\$2,242
RADIO RELAY ANNEX NO 4 / WA09799F320400	1	0	\$13	\$0
RADIO RELAY ANNEX NO 5 / WA09799F320300	1	0	\$13	\$0
RADIO RELAY ANNEX NO 7 / WA09799F320800	1	0	\$13	\$0
RADIO RELAY ANNEX NO. 3 / WA09799F320100	1	0	\$13	\$0
RADIO RELAY ANNEX NO. 6 / WA09799F320200	1	0	\$13	\$0

Installation / FFID	Total Number of Sites		Costs Incurred Through FY10 (\$000)	
	IRP	MMRP	IRP	MMRP
Washington				
RADIO RELAY ANNEX NO.2 / WA09799F320600	1	0	\$13	\$0
REDMOND NIKE 13-14 / WA09799F319500	3	0	\$818	\$0
SEATTLE ARMY CHEM PLANT / WA09799F337600	0	1	\$0	\$48
SILVER LAKE AWS STATION / WA09799F340100	1	0	\$0	\$0
TACOMA AF POL RET DIT STA / WA09799F340700	1	0	\$109	\$0
TACOMA STORAGE SITES, USGS / WA09799F789000	1	0	\$62	\$0
TULALIP MUNITIONS DEPOT / WA09799F318900	0	1	\$0	\$7,538
VASHON NIKE 61 / WA09799F319700	1	0	\$187	\$0
WALLA WALLA ARMY AIR FLD / WA09799F342300	1	0	\$1,173	\$0
WINSLOW NIKE 82 / WA09799F319200	1	0	\$0	\$0
YOUNGS LAKE NIKE 32-33 / WA09799F319400	2	0	\$687	\$0

(1) Five-Year Review Completed, (2) Five-Year Review Underway, (3) Five-Year Review Planned for Future

Note: Totals reflect installation project funding allocated to individual sites and do not include program management and other support costs.

Table E-8 IRP/MMRP Status of Installations with Response Completed at all Sites as of September 30, 2010

Installation / FFID	Total Number of Sites		Costs Incurred Through FY10 (\$000)	
	IRP	MMRP	IRP	MMRP
West Virginia				
ARMY				
AFRC MORGANTOWN / WV32104WV02800	5	0	\$0	\$0
AFRC SOUTH CHARLESTON (AMSA 107) / WV321042202200	7	0	\$0	\$0
POINT PLEASANT OMS #6 / WV321185413500	3	0	\$0	\$0
USARC BEAVER / WV3210416U0400	2	0	\$0	\$0
USARC BLUEFIELD / WV321042237900	5	0	\$0	\$0
USARC CLARKSBURG / WV321042243000	3	0	\$0	\$0
USARC EAST RAINELLE / WV32104WV03300	4	0	\$0	\$0
USARC ELKINS / WV321042385400	4	0	\$0	\$0
USARC FAIRMONT / WV3210416U1100	3	0	\$0	\$0
USARC GRAFTON / WV3210416U1500	3	0	\$0	\$0
USARC GRANTSVILLE / WV3210416U1800	4	0	\$0	\$0
USARC HUNTINGTON / WV32104WV01700	3	0	\$0	\$0
USARC JANE LEW / WV3210416U7000	1	0	\$0	\$0
USARC LEWISBURG, WV / WV321042385800	1	0	\$0	\$0
USARC MARTINSBURG / WV321042255800	4	0	\$0	\$0
USARC NEW MARTINSVILLE / WV321042265900	4	0	\$0	\$0
USARC PARKERSBURG / WV32104WV04600	3	0	\$0	\$0
USARC PARKERSBURG (AMSA 114) / WV321042195200	5	0	\$0	\$0
USARC RIPLEY / WV32104WV03700	3	0	\$0	\$0
USARC ROMNEY / WV321042286500	4	0	\$0	\$0
USARC VALLEY GROVE (AMSA 109) / WV32104WV03900	6	0	\$0	\$0
USARC WEIRTON / WV321042235200	3	0	\$0	\$0
USARC WHEELING / WV321042202000	3	0	\$0	\$0
NAVY				
SUGAR GROVE NSGA / WV317002754000	3	0	\$0	\$0

Installation / FFID	Total Number of Sites		Costs Incurred Through FY10 (\$000)	
	IRP	MMRP	IRP	MMRP
West Virginia				
AIR FORCE				
YEAGER AIRPORT / WV357282589100	5	0	\$953	\$0
FORMERLY USED DEFENSE SITES				
GUTHRIE AFS / WV39799F346900	2	0	\$13	\$0
JEFFERSON CO TRANSMITTER / WV39799F347000	2	0	\$115	\$0
JEFFERSON COUNTY RECEIVER / WV39799F346700	2	0	\$109	\$0
MORGANTOWN OW / WV39799F346200	1	0	\$1,636	\$0
WV MANEUVER AREA / WV39799F346500	1	0	\$669	\$0
WV MANEUVER AREA/DOLLY SODS / WV39799F346000	0	1	\$0	\$4,005
YEAGER AIR NATIONAL GUARD / WV39799F711600	2	0	\$494	\$0

(1) Five-Year Review Completed, (2) Five-Year Review Underway, (3) Five-Year Review Planned for Future

Note: Totals reflect installation project funding allocated to individual sites and do not include program management and other support costs.

Table E-8 IRP/MMRP Status of Installations with Response Completed at all Sites as of September 30, 2010

Installation / FFID	Total Number of Sites		Costs Incurred Through FY10 (\$000)	
	IRP	MMRP	IRP	MMRP
Wisconsin				
ARMY				
458TH C&C DS/GS STG FACILITY / WI521044740600	12	0	\$0	\$0
AMSA #139 (G) / WI52104WI03600	13	0	\$0	\$0
AMSA #155 (G) / WI52104WI00900	8	0	\$0	\$0
ANDREW MILLER USARC/OMS / WI521044340800	8	0	\$0	\$0
APPLETON USARC/OMS / WI521042176100	2	0	\$0	\$0
BEAVER DAM MEMORIAL USARC/OMS / WI521042226200	3	0	\$0	\$0
DODGEVILLE MEMORIAL USARC / WI521042284400	5	0	\$0	\$0
ELLSWORTH USARC / WI521042386300	7	0	\$0	\$0
FAMILY HOUSING SUN PRAIRIE / WI521405516500	1	0	\$0	\$0
FOND DU LAC USARC/OMS / WI521042162700	2	0	\$0	\$0
FORT MCCOY / WI521042056300 / (1) / (3)	18	0	\$8,899	\$0
FORT MCCOY USARC (ECS 67) / WI5210443G6700	14	0	\$0	\$0
MENASHA USARC / WI521044M44900	3	0	\$0	\$0
MILWAUKEE (LOGAN) USARC/OMS / WI521042135300	3	0	\$0	\$0
MILWAUKEE USARC/AMSA#49 / WI52104WI06400 / (1)	16	0	\$137	\$0
USARC CHIPPEWA FALLS / WI521044740000	5	0	\$0	\$0
USARC DE PERE (AMSA 51) / WI52104WI00700	9	0	\$0	\$0
USARC EAU CLAIRE (KEITH) / WI521042178100	7	0	\$0	\$0
USARC GREEN BAY (BUCHANAN STREET) / WI521044340500	6	0	\$0	\$0
USARC HURLEY (AMSA 52 SUB 1) / WI5210447GS300	8	0	\$0	\$0
USARC LADYSMITH / WI521042295300	7	0	\$0	\$0
USARC MADISON (O'CONNELL) / WI521042212300	3	0	\$0	\$0
USARC MILWAUKEE (AMSA 49) / WI52104WI06300	11	0	\$0	\$0
USARC ONALASKA (AMSA 53) / WI52104WI05800	6	0	\$0	\$0
USARC OSHKOSH / WI521042207000	2	0	\$0	\$0
USARC PEWAUKEE / WI521042195300	3	0	\$0	\$0
USARC RACINE / WI521044M46000	3	0	\$0	\$0

Installation / FFID	Total Number of Sites		Costs Incurred Through FY10 (\$000)	
	IRP	MMRP	IRP	MMRP
Wisconsin				
AIR FORCE				
USARC SPARTA (FORT MCCOY 240) / WI521044346300	1	0	\$0	\$0
WAUSAU USARC (EXCESS) / WI521042176000	4	0	\$0	\$0
WILLIAM F FALE USARC/OMS / WI521044M45900	1	0	\$0	\$0
WILLIAM J HUEMPFNER USARC / WI521042212900	4	0	\$0	\$0
FORMERLY USED DEFENSE SITES				
AIR FORCE PLANT #58 / WI59799F245400	1	0	\$176	\$0
BADGER ARMY AMM PLANT / WI59799F246600	3	0	\$329	\$0
BRANCH US DISPL BARR / WI59799F243700	1	0	\$0	\$0
BROOKS GAP FILLER AX / WI59799F243900	1	0	\$18	\$0
EAU CLAIRE OP #1 / WI59799F244900	1	0	\$3,160	\$0
MILWAUKEE OP / WI59799F245100	1	0	\$3	\$0
NIKE M-20/LAKE PARK GROUNDS / WI59799F244500	2	0	\$149	\$0
NIKE M-96/HAVENWOODS NATURE PRESERVE / WI59799F685000	3	0	\$588	\$0
NIKE SITE M-42 / WI59799F685100	1	0	\$205	\$0
NIKE SITE M-54 / WI59799F685300	1	0	\$187	\$0
NIKE SITE M-64 / WI59799F685400	2	0	\$502	\$0
NIKE SITE M-74 / WI59799F685500	3	0	\$1,316	\$0
NIKE SITE MSP-20 / WI59799F244400	3	0	\$387	\$0
OSCEOLA AFS / WI59799F243500	1	0	\$330	\$0
RACINE ORD. VEHICLE TEST TRACK / WI59799F247400	1	0	\$0	\$0
RICHARD BONG AFB / WI59799F243400	1	0	\$0	\$0
TOMAH AAF TECH TNG / WI59799F243600	1	0	\$22	\$0

(1) Five-Year Review Completed, (2) Five-Year Review Underway, (3) Five-Year Review Planned for Future

Note: Totals reflect installation project funding allocated to individual sites and do not include program management and other support costs.

Table E-8 IRP/MMRP Status of Installations with Response Completed at all Sites as of September 30, 2010

Installation / FFID	Total Number of Sites		Costs Incurred Through FY10 (\$000)	
	IRP	MMRP	IRP	MMRP
Wisconsin				
TRUAX AAF / WI59799FA21000	2	0	\$25	\$0
TWO CREEKS / WI59799F244200	1	0	\$93	\$0
WILLIAMS BAY AFS / WI59799F244300	1	0	\$217	\$0

Installation / FFID	Total Number of Sites		Costs Incurred Through FY10 (\$000)	
	IRP	MMRP	IRP	MMRP
Wyoming				
ARMY				
SHERIDAN AFRC / WY821046FR0600	5	0	\$0	\$0
USARC CHEYENNE / WY821046FR0400	2	0	\$0	\$0
FORMERLY USED DEFENSE SITES				
CASPER PRE BOMB RGE NO 2 / WY89799F087400	0	1	\$0	\$99
CASPER PRE BOMB RGE NO 4 / WY89799F087600	0	1	\$0	\$102
SPLIT ROCK AIR TO AIR GUNNERY RANGE / WY89799F088200	0	1	\$0	\$119
SUNDANCE AF STA Z-201 / WY89799F091500	1	0	\$224	\$0
SUNDANCE FAM HOU AX / WY89799F091800	3	0	\$673	\$0
SUNDANCE WASTE ANNEX / WY89799F091600	1	0	\$74	\$0
TORRINGTON NG TARGET RGE / WY89799F092100	0	1	\$0	\$2

(1) Five-Year Review Completed, (2) Five-Year Review Underway, (3) Five-Year Review Planned for Future

Note: Totals reflect installation project funding allocated to individual sites and do not include program management and other support costs.

Table E-9 Status of Potentially Responsible Party with Costs Incurred Through FY10 Greater Than \$100,000

Location	Costs Incurred Through FY10 (\$000)
Alaska	
DEFENSE LOGISTICS AGENCY	
Arctic Surplus Site*	\$13,681
Alaska Battery Site	\$100
Alabama	
DEFENSE LOGISTICS AGENCY	
Bone Site	\$593
Fuels and Chemicals Site	\$335
Arizona	
AIR FORCE	
Tuscon IAP	\$3,812
California	
ARMY	
Fresno Drum Site	\$221
NAVY	
Lubrication Co. of America	\$247
Operating Industries	\$1,134
AIR FORCE	
Stringfellow Site	\$5,124
Punity Oil Sales	\$479
DEFENSE LOGISTICS AGENCY	
Fresno Drum Site	\$379
Bay Area Drum Site	\$252
Garvey Avenue Site	\$844
Lost Hills Dump Site	\$153
Colorado	
AIR FORCE	
Lowry Cogeneration Site	\$165
Delaware	
AIR FORCE	
Kent Co/Houston Landfill Site	\$184

Location	Costs Incurred Through FY10 (\$000)
Florida	
NAVY	
Hipps Road	\$4,385
Pioneer Sand and Gravel	\$2,298
DEFENSE LOGISTICS AGENCY	
Ellis Road Site	\$1,124
Petroleum Products Site	\$134
Yellow Water Road Site	\$2,675
Indiana	
DEFENSE LOGISTICS AGENCY	
Bird Site	\$207
Kansas	
DEFENSE LOGISTICS AGENCY	
Chemical Commodity Site	\$1,525
Kentucky	
NAVY	
Maxey Flats	\$5,800
Louisiana	
DEFENSE LOGISTICS AGENCY	
Vining Site	\$215
Massachusetts	
ARMY	
Cape Cod Cranberry Growers Assn	\$836
AIR FORCE	
Ravenbrook Farms	\$73
Maryland	
DEFENSE LOGISTICS AGENCY	
Roger's Electric Site	\$373
Maine	
NAVY	
Hooper Sands	\$2,940

Table E-9 Status of Potentially Responsible Party with Costs Incurred Through FY10 Greater Than \$100,000

Location	Costs Incurred Through FY10 (\$000)
AIR FORCE	
McKin Site	\$3,845
DEFENSE LOGISTICS AGENCY	
Eastern Surplus Site	\$1,878
McKin Co. Site (DFSC)	\$145
Mississippi	
AIR FORCE	
NASA Stennis Space Center	\$262
NCBC Gulfport Dioxin Site	\$857
Berlin and Farro NPL Site	\$323
DEFENSE LOGISTICS AGENCY	
Enterprise Recovery Site	\$172
Montana	
AIR FORCE	
Jacobs Drum Site	\$183
Bootlegger Trail	\$806
Wire Mill Road	\$200
DEFENSE LOGISTICS AGENCY	
Manganese Pile Site, (DNSC)	\$1,323
North Carolina	
DEFENSE LOGISTICS AGENCY	
Ginn Site	\$140
National Pin Site	\$455
Snipes Site	\$176
New Hampshire	
AIR FORCE	
Gomez Percol Site	\$299
New Mexico	
AIR FORCE	
South Valley	\$4,307

Location	Costs Incurred Through FY10 (\$000)
Nevada	
DEFENSE LOGISTICS AGENCY	
Buck's War Surplus Site*	\$1,935
New York	
AIR FORCE	
Philmar Site	\$1,301
Ohio	
AIR FORCE	
Pristine Inc.	\$233
Cleanup Former Base	\$660
DEFENSE LOGISTICS AGENCY	
Summit Site	\$24,347
Oklahoma	
AIR FORCE	
Mosley Road	\$114
DEFENSE LOGISTICS AGENCY	
Snow Valley Ranch Site	\$108
Pennsylvania	
AIR FORCE	
Sunset Golf Course	\$2,553
Rhode Island	
NAVY	
LLR Site, Smithfield	\$194
South Carolina	
NAVY	
Truman Annex Excess Land	\$381
Federal Service Center	\$413
Aquatech, Greer	\$125
DEFENSE LOGISTICS AGENCY	
Aqua-Tech Site	\$125

Table E-9 Status of Potentially Responsible Party with Costs Incurred Through FY10 Greater Than \$100,000

Location	Costs Incurred Through FY10 (\$000)
Texas	
◀ AIR FORCE	
Bio-Ecology Site	\$1,380
◀ DEFENSE LOGISTICS AGENCY	
Calcium hypochloride Site	\$129
Utah	
◀ DEFENSE LOGISTICS AGENCY	
North American Site	\$405
Ottley Pasture Site	\$633
Virginia	
◀ DEFENSE LOGISTICS AGENCY	
Fine Petroleum Site	\$100
Cylinders Site (CAAE)	\$200
Washington	
◀ AIR FORCE	
Colbert Landfill	\$1,450
West Virginia	
◀ AIR FORCE	
J F & M Transformer Site	\$127
◀ DEFENSE LOGISTICS AGENCY	
J F & M Site	\$133

F Environmental Restoration Narratives

This appendix contains narratives describing environmental restoration progress and funding at 191 Department of Defense (DoD) installations and former Defense properties. These narratives summarize Defense Environmental Restoration Program activities at:

- Active DoD installations and Formerly Used Defense Sites that are on, or proposed for, the U.S. Environmental Protection Agency's National Priorities List (NPL); and
- Base Realignment and Closure installations that are closed or identified for closure with significant environmental restoration costs as of September 30, 2010.

The NPL is a list of the installations and properties with known releases or threatened releases of hazardous substances or pollutants or contaminants throughout the United States and its territories. Currently, unexploded ordnance and discarded military munitions are not considered in the hazard ranking system (HRS) score, which is the primary method for placing installations and properties on the NPL.

Environmental Restoration Narrative Format

Each narrative provides specific information about the installation and its progress toward restoration goals. The box at the top of the narrative (Top Box) displays the:

- Federal Facility Identification (FFID) number
- Location and size in acres
- Mission
- Hazard Ranking System (HRS) score
- Interagency agreement (IAG) status
- Contaminants found at the installation
- Media affected
- Total funding to date
- Estimated cost-to-complete (CTC) and completion year (the estimated time in which the installation will complete all response actions)
- Number of sites
- Final remedy in place (RIP) or response complete (RC) dates for DERP sites in the Installation Restoration Program (IRP) and the Military Munitions Response Program (MMRP)
- Five-year review report status
- Reference to additional information

Figure F-1 describes each of these data elements in more detail. The narratives summaries include an IRP/MMRP status figure and also highlight the installation's restoration history and planned efforts. The "Introduction" section provides background information on the installation and summarizes important environmental restoration events. The next two sections of each narrative, "FY10 IRP Progress" and "FY10 MMRP Progress," address current year environmental restoration progress. The final section, entitled "Plan of Action," includes information on the IRP and MMRP activities that the installation will conduct during the next two fiscal years. An installation may be delayed in completing a previous fiscal year's planned activity due to administrative, regulatory, or technical issues.

Requirements

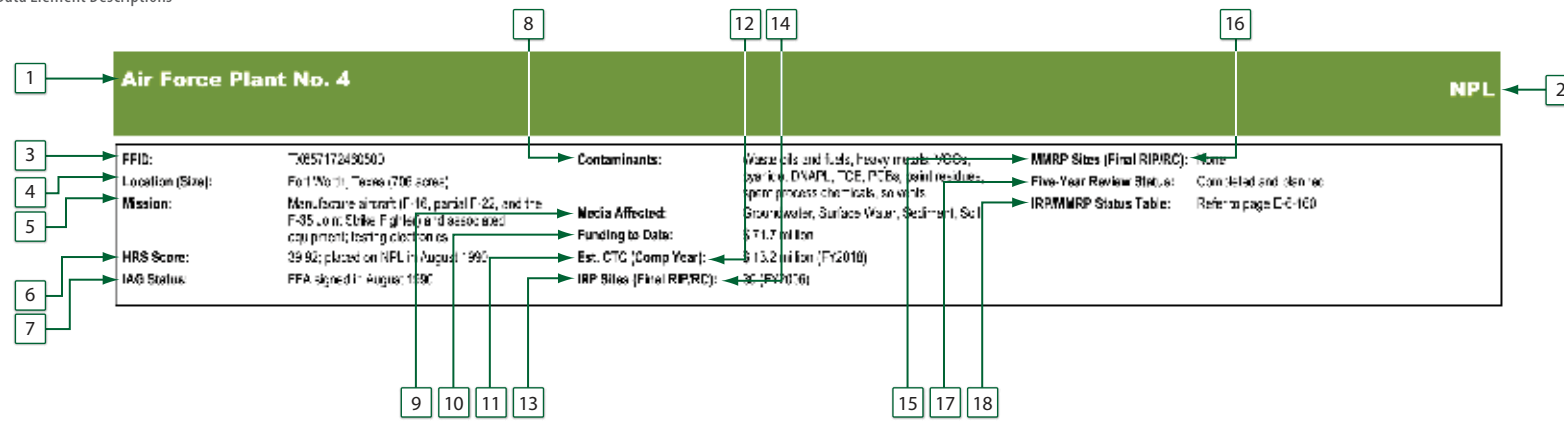
This appendix fulfills these statutory reporting requirements:

- Comprehensive Environmental Response, Compensation, and Liability Act (CERCLA) §120(e)(5)
- Superfund Amendments and Reauthorization Act §211

Environmental Restoration Narrative Status

Figure F-2 provides a summary of the 191 narratives that have installations on the National Priorities List (NPL), proposed for the NPL, and Base Realignment and Closure (BRAC) installations that have undergone or have been identified for closure or realignment. The header of each narrative identifies current and former installation names and its NPL/BRAC status. The BRAC status reflects Commission actions impacting the installations, not the funding source. Installations realigned under BRAC 2005 continue to receive funding for cleanup activities from the DoD Component's Environmental Restoration Account.

Figure F-1 Data Element Descriptions



Data Element Description	
1	Installation Name—provides the name of the DoD installation or Formerly Used Defense Sites (FUDS) property.
2	NPL/BRAC Status—if NPL or proposed NPL is displayed, indicates that the DoD installation or FUDS property is listed on or has been proposed for listing on the U.S. Environmental Protection Agency's (EPA's) NPL. The NPL is the list of national priorities among the known releases or threatened releases of hazardous substances, pollutants, or contaminants throughout the United States and its territories. If BRAC is displayed, indicates that the DoD installation has been identified for closure or realignment under one or more of the five BRAC rounds (1988, 1991, 1993, 1995, and 2005).
3	Federal Facility Identification Number (FFID)—a unique 14-digit alphanumeric identifier used to manage and track each DoD installation and FUDS property.
4	Location (Size)—identifies the city or county, and state where the installation is located, and the size of the installation in acres.
5	Mission—describes the primary activities conducted at the installation.
6	Hazard Ranking System Score—used by the EPA to assess the installation's relative threat to human health and the environment. Sites scoring 28.50 or higher are eligible for placement on the NPL.
7	Interagency Agreement (IAG) Status—indicates whether the installation has signed a federal facility agreement (FFA) under CERCLA Section 120's requirement for an interagency agreement (IAG).
8	Contaminants—identifies contaminants known or suspected to be present at the installation.
9	Media Affected—identifies environmental media known or suspected to be impacted by contaminants at the installation. Media types include groundwater, surface water, sediment, and soil.
10	Funding to Date—represents funding allocated to IRP sites and munitions response sites (MRSs) for each phase from the time cleanup activities were initiated through FY08, in millions of dollars.
11	Estimated CTC—represents funding projected for allocation to IRP sites and MRSs from FY09 through completion of cleanup activities, including LTM, in millions of dollars.
12	Completion Year—represents the projected new year when remedial action, excluding long-term management (LTM), is complete at IRP sites and MRSs.
13	IRP Sites—represents the total number of IRP sites at the DoD installation or FUDS property.
14	Final IRP RIP/RC—represents the date by which all IRP sites will have achieved remedy in place or response complete.
15	MMRP Sites (Final MMRP RIP/RC)—represents the total number of MRSs at the DoD installation or FUDS property.
16	Final MMRP RIP/RC—represents the date by which all MRSs will have achieved remedy in place or response complete.
17	Five-Year Review Status—provides the status of the five-year review for the DoD installation or FUDS property, where such review is required. A five-year review may be completed, underway, planned for the future, or any combination thereof. Five-year reviews may be required for selected sites, not necessarily all sites at a DoD installation or FUDS property.
18	IRP/MMRP Status Table—references the location of detailed cleanup information for the DoD installation or FUDS property in Appendix E: Installation Restoration Program and Military Munitions Response Program Status Tables.

Figure F-2 Status of Installation Narratives by DoD Component*

DoD Component	NPL	Proposed NPL	BRAC	Total
Army	35	0	31	53
Navy and Marine Corps	49	0	45	65
Air Force	39	4	44	57
DLA	4	0	2	5
FUDS	11	0	0	11
Total	138	4	122	191

* This report includes 191 environmental restoration narratives. The subtotals do not add to the total because some installations are both NPL and BRAC.

As environmental restoration progresses, some installations previously included in this appendix no longer require a narrative because they have been deleted from the NPL or DoD has determined no further action (NFA) at those properties. No narratives were removed from the NPL in FY10.

Figure F-3 lists installations that previously had narratives in this appendix and the reasons they were removed. It also lists the year of the last Defense Environmental Programs Annual Report to Congress (DEP ARC) containing a complete narrative for that installation. Installations that do not require narratives after this reporting year are noted in the FY10 IRP Progress section. These narratives include Vint Hill Farms Station, Old Navy Dump/Manchester Annex, Sangamo Electric Dump/Crab Orchard National Wildlife Refuge, and Philadelphia Naval Complex.

In FY10, DoD transferred environmental restoration responsibilities from Fort Dix and Lakehurst Naval Engineering Station to McGuire Air Force Base. The newly-created Joint Base McGuire-Dix-Lakehurst has a BRAC 2005 requirement. BRAC determinations also combined the property and restoration responsibilities of Naval Amphibious Base Little Creek and Fort Story to create Joint Expeditionary Base Little Creek-Fort Story and transferred Andersen Air Force Base to the Navy to create NSA Andersen Guam.

Figure F-4 provides an index of the Appendix F narratives. It lists all of the environmental restoration narratives alphabetically, by DoD Component. For each installation in this appendix, the index also includes the status of the installation (NPL, proposed NPL, or BRAC) and the page on which each restoration narrative is located. BRAC status may refer to installations scheduled for realignment or closure. Each environmental restoration narrative contains at least one unique FFID, which is used to identify and track federal facilities and assist with prioritizing, managing, and tracking environmental projects.

Detailed information on environmental restoration activities at an installation prior to FY10 can be found in the installation narratives from earlier editions of the DEP ARC at <http://www.denix.osd.mil>

Figure F-3 Installations No Longer Requiring Narratives

Installation Name	FFID	State	NPL/BRAC Status	Reason Narrative Archived	Last ARC Full Narrative Appeared
Army					
Army Research Laboratory—Watertown	MA121382093900	MA	NPL/BRAC 1988	The Army has completed all required actions at this installation, and EPA has deleted it from the NPL.	FY08
Army Research Laboratory—Woodbridge	VA321382098100	VA	BRAC 1991	All remedies are in place at this installation and all property has been transferred.	FY01
Cameron Station	VA321022013900	VA	BRAC 1988	All remedies are in place at this installation and all property has been transferred.	FY00
Camp Bonneville	WA021402011200	WA	BRAC 1995	All remedies are in place at this installation and all property has been transferred.	FY06
Defense Distribution Depot Ogden	UT821002092200	UT	NPL/ BRAC 1995	All remedies are in place at this installation and all property has been transferred.	FY03
Detroit Arsenal and Tank Plant	MI521382026800	MI	BRAC 1995	The Army has completed all required actions at this installation. This installation achieved RIP and RC status, and all property has been transferred.	FY02
Fitzsimons Army Medical Center	CO821162033300	CO	BRAC 1995	All remedies are in place at this installation and all property has been transferred.	FY03
Fort Benjamin Harrison	IN521372040200	IN	BRAC 1991	The Army has completed all required actions at the installation. This installation achieved RIP/RC status and all property has been transferred.	FY00
Fort Chaffee	AR621372018700	AR	BRAC 1995	The Army has completed all required actions at this installation.	FY08
Fort Dix BRAC	NJ221402027500	NJ	BRAC 1995	The Army has completed all required actions at this installation.	FY08
Fort Greely	AK021452215500	AK	BRAC 1995	This installation became part of the Strategic Missile Defense Command and is no longer a BRAC installation.	FY02
Fort Ritchie	MD321022075800	MD	BRAC 1995	The Army has completed all required actions at the installation.	FY08
Fort Pickett	VA321402070500	VA	BRAC 1995	All remedies are in place at this installation and all property has been transferred.	FY06
Fort Totten	NY221022089700	NY	BRAC 1995	All remedies are in place at this installation and all property has been transferred.	FY04
Hamilton Army Airfield	CA921402303800	CA	BRAC 1988	The Army has completed all required actions at this installation.	FY08
Hingham Annex	MA121402280500	MA	BRAC 1995	All remedies are in place at this installation and all property has been transferred.	FY03
Lexington Facility	KY421382050900	KY	BRAC 1988	The Army has completed all required actions at this installation.	FY08
Military Ocean Terminal, Bayonne	NJ221352275200	NJ	BRAC 1995	All remedies are in place at the installation and all property has been transferred.	FY02
Presidio of San Francisco	CA921402079100	CA	BRAC 1988	The Army is no longer responsible for restoration activities at the installation. The Presidio Trust will conduct subsequent activities.	FY99
Schofield Barracks	HI921452223900	HI	NPL	The installation has reached the construction complete milestone, and EPA has deleted it from the NPL.	FY00
Sudbury Training Annex	MA121402300900	MA	NPL/ BRAC 1995	All remedies are in place at the installation and all property has been transferred. EPA has deleted the installation from the NPL.	FY03
Sunflower Army Ammunition Plant	KS721382087800	KS	Proposed NPL	EPA withdrew the proposal to place the installation on the NPL, and all property has been transferred.	FY06

Figure F-3, cont. Installations No Longer Requiring Narratives

Installation Name	FFID	State	NPL/BRAC Status	Reason Narrative Archived	Last ARC Full Narrative Appeared
Navy and Marine Corps					
Agana Naval Air Station	GU917002755700	GU	BRAC 1993	The Navy does not require further cleanup.	FY09
Driver Naval Radio Transmitting Facility	VA317002251600	VA	BRAC 1993	The Navy does not require further cleanup.	FY08
Glenview Naval Air Station and Libertyville Training Site	IL517002293000/ IL517009999900	IL	BRAC 1993	The Navy completed transfer of all property and does not require further cleanup.	FY03
Indianapolis Naval Air Warfare Center	IN517002349900	IN	BRAC 1995	The Navy completed the transfer of all land and offshore property and does not require further cleanup.	FY03
Kaho'olawe Island	N/A	HI	N/A	A narrative is not legally required.	FY04
Lakehurst Naval Air Engineering Station	NJ217002727400	NJ	NPL	The Navy does not require further cleanup.	FY09
Louisville Naval Surface Warfare Center	KY417002417500	KY	BRAC 1995	The Navy does not require further cleanup.	FY08
Midway Naval Air Facility	MQ917002758400	MQ	BRAC 1993	The Navy does not require further cleanup.	FY04
Naval Magazine Indian Island	WA017002756800	WA	NPL	EPA deleted the installation from the NPL, and the Navy completed all response actions.	FY05
Oakland Fleet and Industrial Supply Center	CA917002477600	CA	BRAC 1995	The Navy completed the transfer of all land and offshore property and does not require further cleanup.	FY99
Sabana Seca Naval Security Group Activity	PR217002753500	PR	NPL	EPA deleted the installation from the NPL, and no further action (NFA) is required for any sites.	FY99

Installation Name	FFID	State	NPL/BRAC Status	Reason Narrative Archived	Last ARC Full Narrative Appeared
Air Force					
Air Force Plant No. 85	OH557172887000	OH	Proposed NPL	The Air Force does not require further cleanup.	FY05
Carswell Air Force Base	TX657002404200	TX	BRAC 1991	The Air Force does not require further cleanup.	FY09
Chicago O'Hare International Airport Air Reserve Station	IL557122427200	IL	BRAC 1993	The Air Force does not require further cleanup; however, the Air Force is complying with regulatory requirements for periodic environmental monitoring and reporting.	FY08
Luke Air Force Base	AZ957152413300	AZ	NPL	EPA deleted the installation from the NPL with only remedial action operations and long-term management.	FY02
Minneapolis-St. Paul Air Reserve Base	MN557122427500	MN	NPL	EPA deleted the installation from the NPL, and NFA is required for any sites.	FY99
Roslyn Air Guard Station	NY257282429600	NY	BRAC 1995	The Air Force achieved site closeout (SC) for all sites and does not plan to spend additional restoration funds at this installation.	FY97
Avco Lycoming Superfund Site	PA39799F145100	PA	NPL	DoD requires NFA at this property.	FY96
Former Weldon Spring Ordnance Works	MO79799F037400	MO	NPL	DoD requires NFA at this property.	FY06
Jet Propulsion Laboratory	CA99799F546700	CA	NPL	The U.S. Army Corps of Engineers (USACE) does not currently conduct cleanup at this property. NASA is managing the site remediation.	FY05
Kingsbury (Fisher-Calo)	IN59799F357000	IN	NPL	DoD requires NFA at this property. EPA and the private potentially responsible parties are managing the site remediation.	FY99
Malta Rocket Fuel Area	NY29799F128100	NY	NPL	DoD has no remaining liability at this property.	FY99
Marathon Battery Corporation	NY29799F114200	NY	NPL	DoD requires NFA at this property, and EPA deleted this property from the NPL.	FY96

Figure F-3, cont. Installations No Longer Requiring Narratives

Installation Name	FFID	State	NPL/BRAC Status	Reason Narrative Archived	Last ARC Full Narrative Appeared
Air Force, cont.					
Middletown Air Field	PA39799F144500	PA	NPL	EPA deleted this property from the NPL.	FY96
National Presto Industries	WI59799F244900	WI	NPL	USACE does not require further cleanup at this property.	FY05
New Hanover County Airport	NC49799F483500	NC	NPL	DoD has no remaining liability at this property.	FY06
Ordnance Works Disposal Areas	WV39799F346200	WV	NPL	USACE does not require further cleanup at this property.	FY06
San Bernardino Engineering Depot	CA99799F558700	CA	NPL	USACE does not require further cleanup at this property.	FY05
San Fernando Valley (Area 1)	CA99799F530400	CA	NPL	DoD has no remaining liability at this property.	FY01
Strother Army Airfield	KS79799F031800	KS	NPL	DoD has no remaining liability at this property.	FY01

Figure F-4 FY10 Environmental Restoration Narratives

Installation Name	State	Status*	Page
Army			
Aberdeen Proving Ground	MD	NPL	F-11
Alabama Army Ammunition Plant	AL	NPL/BRAC	F-16
Anniston Army Depot	AL	NPL	F-21
Cornhusker Army Ammunition Plant	NE	NPL	F-38
Deseret Chemical Depot	UT	BRAC	F-46
Fort Detrick	MD	Proposed NPL	F-61
Fort Devens	MA	NPL/BRAC	F-62
Fort Eustis	VA	NPL/BRAC	F-63
Fort George G. Meade	MD	NPL/BRAC	F-64
Fort Gillem	GA	BRAC	F-65
Fort Lewis	WA	NPL	F-66
Fort McClellan	AL	BRAC	F-67
Fort McPherson	GA	BRAC	F-68
Fort Monmouth	NJ	BRAC	F-69
Fort Monroe	VA	BRAC	F-70
Fort Ord	CA	NPL/BRAC	F-71
Fort Richardson	AK	NPL	F-72
Fort Riley	KS	NPL	F-73
Fort Sheridan	IL	BRAC	F-74
Fort Wainwright	AK	NPL	F-75
Fort Wingate	NM	BRAC	F-76
Iowa Army Ammunition Plant	IA	NPL	F-90
Jefferson Proving Ground	IN	BRAC	F-92
Joliet Army Ammunition Plant	IL	NPL	F-95
Kansas Army Ammunition Plant	KS	BRAC	F-97
Lake City Army Ammunition Plant	MO	NPL	F-100
Letterkenny Army Depot	PA	NPL/BRAC	F-102

* BRAC status may refer to installations slated for realignment or closure.

Installation Name	State	Status*	Page
Army, cont.			
Lone Star Army Ammunition Plant	TX	NPL/BRAC	F-103
Longhorn Army Ammunition Plant	TX	NPL	F-105
Louisiana Army Ammunition Plant	LA	NPL	F-107
Milan Army Ammunition Plant	TN	NPL	F-117
Military Ocean Terminal Concord	CA	NPL	F-118
Mississippi Army Ammunition Plant	MS	BRAC	F-119
Newport Chemical Depot	IN	BRAC	F-138
Oakland Army Base	CA	BRAC	F-142
Picatinny Arsenal	NJ	NPL	F-152
Pueblo Chemical Depot	CO	BRAC	F-155
Red River Army Depot	TX	BRAC	F-157
Redstone Arsenal	AL	NPL/BRAC	F-158
Riverbank Army Ammunition Plant	CA	NPL/BRAC	F-162
Rocky Mountain Arsenal	CO	NPL	F-164
Sacramento Army Depot	CA	NPL/BRAC	F-165
Savanna Army Depot	IL	NPL/BRAC	F-168
Seneca Army Depot	NY	NPL/BRAC	F-169
Sierra Army Depot	CA	BRAC	F-170
Stratford Army Engine Plant	CT	BRAC	F-173
Tobyhanna Army Depot	PA	NPL	F-175
Tooele Army Depot	UT	NPL/BRAC	F-176
Twin Cities Army Ammunition Plant	MN	NPL	F-182
U.S. Army Soldiers Systems Center	MA	NPL	F-184
Umatilla Chemical Depot	OR	NPL/BRAC	F-185
Vint Hill Farms Station	VA	BRAC	F-186

Installation Name	State	Status*	Page
Navy and Marine Corps			
Adak Naval Air Facility	AK	NPL/BRAC	F-12
Alameda Naval Air Station	CA	NPL/BRAC	F-17
Albany Marine Corps Logistics Base	GA	NPL/BRAC	F-18
Allegany Ballistics Laboratory	WV	NPL	F-19
Bangor Naval Submarine Base	WA	NPL/BRAC	F-24
Barbers Point Naval Air Station	HI	BRAC	F-25
Barstow Marine Corps Logistics Base	CA	NPL/BRAC	F-26
Bedford Naval Weapons Industrial Reserve Plant	MA	NPL	F-27
Camp Lejeune Marine Corps Base	NC	NPL	F-31
Camp Pendleton Marine Corps Base	CA	NPL/BRAC	F-32
Cecil Field Naval Air Station	FL	NPL/BRAC	F-34
Charleston Naval Complex	SC	BRAC	F-36
Cherry Point Marine Corps Air Station	NC	NPL/BRAC	F-37
Dallas Naval Air Station	TX	BRAC	F-39
Davisville Naval Construction Battalion Center	RI	NPL/BRAC	F-40
Earle Naval Weapons Station	NJ	NPL	F-49
El Toro Marine Corps Air Station	CA	NPL/BRAC	F-52
Fridley Naval Industrial Reserve Ordnance Plant	MN	NPL	F-77
Guam Apra Harbor Complex	GU	BRAC	F-83
Hunter's Point Annex—Treasure Island Naval Station	CA	NPL/BRAC	F-88
Indian Head Naval Surface Warfare Center	MD	NPL/BRAC	F-89
Jacksonville Naval Air Station	FL	NPL/BRAC	F-91
Joint Expeditionary Base Little Creek—Fort Story	VA	NPL	F-94
Keyport Naval Undersea Warfare Center	WA	NPL	F-99

Figure F-4, cont. FY10 Environmental Restoration Narratives

Installation Name	State	Status*	Page
Navy and Marine Corps, cont.			
Long Beach Naval Complex	CA	BRAC	F-104
Mare Island Naval Shipyard	CA	BRAC	F-110
Marine Corps Base Quantico	VA	NPL/BRAC	F-111
Mechanicsburg Naval Inventory Control Point	PA	NPL	F-116
Moffett Field Naval Air Station	CA	NPL/BRAC	F-120
Naval Activity Puerto Rico	PR	BRAC	F-125
Naval Air Station Brunswick	ME	NPL/BRAC	F-126
Naval Auxiliary Landing Field Crows Landing	CA	BRAC	F-127
Naval Computer and Telecommunications Area Master Station, Pacific	HI	NPL	F-128
Naval Facilities on Vieques	PR	NPL	F-129
Naval Fuel Depot, Point Molate	CA	BRAC	F-130
Naval Station Newport	RI	NPL	F-131
Naval Support Facility, Dahlgren	VA	NPL/BRAC	F-133
Naval Weapons Station Seal Beach, Detachment Concord	CA	NPL/BRAC	F-134
New London Naval Submarine Base	CT	NPL/BRAC	F-136
Norfolk Naval Base	VA	NPL	F-139
Norfolk Naval Shipyard	VA	NPL	F-140
NSA Andersen Guam	GU	NPL/BRAC	F-124
Orlando Naval Training Center	FL	BRAC	F-144
Parris Island Marine Corps Recruit Depot	SC	NPL	F-146
Patuxent River Naval Air Station	MD	NPL/BRAC	F-147
Pearl Harbor Naval Complex	HI	NPL	F-148
Pensacola Naval Air Station	FL	NPL/BRAC	F-150
Philadelphia Naval Complex	PA	BRAC	F-151
Portsmouth Naval Shipyard	ME	NPL	F-154
Puget Sound Naval Shipyard	WA	NPL	F-156
San Diego Naval Training Center	CA	BRAC	F-166

* BRAC status may refer to installations slated for realignment or closure.

Installation Name	State	Status*	Page
Navy and Marine Corps, cont.			
South Weymouth Naval Air Station	MA	NPL/BRAC	F-171
St. Juliens Creek Annex	VA	NPL	F-172
Treasure Island Naval Station	CA	BRAC	F-178
Trenton Naval Air Warfare Center Aircraft Division	NJ	BRAC	F-179
Tustin Marine Corps Air Station	CA	BRAC	F-181
Warminster Naval Air Warfare Center Aircraft Division	PA	NPL/BRAC	F-187
Washington Navy Yard	DC	NPL/BRAC	F-188
Whidbey Island Naval Air Station	WA	NPL/BRAC	F-191
White Oak Naval Surface Warfare Center	MD	BRAC	F-192
Whiting Field Naval Air Station	FL	NPL	F-193
Williamsburg FISC, Cheatham Annex	VA	NPL	F-195
Willow Grove Naval Air Station Joint Reserve Base	PA	NPL/BRAC	F-197
Yorktown Naval Weapons Station	VA	NPL/BRAC	F-200
Yuma Marine Corps Air Station	AZ	NPL/BRAC	F-201

Installation Name	State	Status*	Page
Air Force			
Air Force Plant No. 4	TX	NPL	F-13
Air Force Plant No. 44	AZ	NPL	F-14
Air Force Plant PJKS	CO	NPL	F-15
Andrews Air Force Base	MD	NPL/BRAC	F-20
Arnold Engineering Development Center	TN	Proposed NPL	F-22
Atlantic City Air National Guard Base	NJ	NPL/BRAC	F-23
Bergstrom Air Force Base	TX	BRAC	F-28
Brandywine Defense Reutilization and Marketing Office	MD	NPL	F-29
Brooks City Base	TX	BRAC	F-30
Castle Air Force Base	CA	NPL/BRAC	F-33

Installation Name	State	Status*	Page
Air Force, cont.			
Chanute Air Force Base	IL	Proposed NPL/BRAC	F-35
Dover Air Force Base	DE	NPL	F-47
Eaker Air Force Base	AR	BRAC	F-48
Edwards Air Force Base	CA	NPL/BRAC	F-50
Eielson Air Force Base	AK	NPL/BRAC	F-51
Ellsworth Air Force Base	SD	NPL	F-53
Elmendorf Air Force Base	AK	NPL/BRAC	F-54
England Air Force Base	LA	BRAC	F-55
F.E. Warren Air Force Base	WY	NPL	F-56
Fairchild Air Force Base	WA	NPL/BRAC	F-57
Galena Forward Operating Location	AK	BRAC	F-78
Gentile Air Force Station	OH	BRAC	F-79
George Air Force Base	CA	NPL/BRAC	F-80
Griffiss Air Force Base	NY	NPL/BRAC	F-81
Grissom Air Force Base	IN	BRAC	F-82
Hanscom Air Force Base	MA	NPL/BRAC	F-84
Hill Air Force Base	UT	NPL/BRAC	F-86
Homestead Air Force Base	FL	NPL/BRAC	F-87
Joint Base McGuire-Dix-Lakehurst	NJ	NPL	F-93
K.I. Sawyer Air Force Base	MI	BRAC	F-96
Kelly Air Force Base	TX	BRAC	F-98
Langley Air Force Base	VA	NPL/BRAC	F-101
Loring Air Force Base	ME	NPL/BRAC	F-106
Lowry Air Force Base	CO	BRAC	F-108
March Air Force Base	CA	NPL/BRAC	F-109
Massachusetts Military Reservation	MA	NPL	F-112
Mather Air Force Base	CA	NPL/BRAC	F-113
McCord Air Force Base	WA	NPL/BRAC	F-114
McClellan Air Force Base	CA	NPL/BRAC	F-115

Figure F-4, cont. FY10 Environmental Restoration Narratives

Installation Name	State	Status*	Page
Air Force, cont.			
Mountain Home Air Force Base	ID	NPL/BRAC	F-122
Myrtle Beach Air Force Base	SC	BRAC	F-123
Newark Air Force Base	OH	BRAC	F-137
Norton Air Force Base	CA	NPL/BRAC	F-141
Pease Air Force Base	NH	NPL/BRAC	F-149
Plattsburgh Air Force Base	NY	NPL/BRAC	F-153
Reese Air Force Base	TX	BRAC	F-159
Richards-Gebaur Air Reserve Station	MO	BRAC	F-160
Rickenbacker Air National Guard Base	OH	Proposed NPL/BRAC	F-161
Robins Air Force Base	GA	NPL/BRAC	F-163
Tinker Air Force Base	OK	NPL/BRAC	F-174
Travis Air Force Base	CA	NPL	F-177
Tucson International Airport	AZ	NPL	F-180
Tyndall Air Force Base	FL	NPL/BRAC	F-183
Williams Air Force Base	AZ	NPL/BRAC	F-194
Willow Grove Air Reserve Base	PA	NPL	F-196
Wright-Patterson Air Force Base	OH	NPL/BRAC	F-198
Wurtsmith Air Force Base	MI	Proposed NPL/BRAC	F-199

* BRAC status may refer to installations slated for realignment or closure.

Installation Name	State	Status*	Page
DLA			
Defense Distribution Depot Memphis	TN	NPL/BRAC	F-41
Defense Distribution Depot San Joaquin, Sharpe Facility	CA	NPL	F-42
Defense Distribution Depot San Joaquin, Tracy Facility	CA	NPL	F-43
Defense Supply Center Philadelphia	PA	BRAC	F-44
Defense Supply Center Richmond	VA	NPL	F-45

Installation Name	State	Status*	Page
FUDS			
Fike-Artel Chemical	WV	NPL	F-58
Former Nansemond Ordnance Depot	VA	NPL	F-59
Fort Crowder	MO	NPL	F-60
Hastings Groundwater Contamination Site	NE	NPL	F-85
Moses Lake Wellfield Contamination Site	WA	NPL	F-121
Naval Station Todd-Tacoma	WA	NPL	F-132
Nebraska Ordnance Plant	NE	NPL	F-135
Old Navy Dump/Manchester Annex	WA	NPL	F-143
Pantex Plant	TX	NPL	F-145
Sangamo Electric Dump/Crab Orchard National Wildlife Refuge	IL	NPL	F-167
West Virginia Ordnance Works	WV	NPL	F-190

FFID:	MD321382135500	IAG Status:	53.57 (Edgewood Area); placed on NPL in February 1990	Funding to Date:	\$ 614.2 million
Location (Size):	Edgewood and Aberdeen, Maryland (72,516 acres)	Contaminants:	IAG signed in March 1990 VOCs, SVOCs, metals, PCBs, explosives, petroleum products, pesticides, radiation, CWM, UXO, potential biological warfare materiel, propellants	Est. CTC (Comp Year):	\$ 212.7 million (FY2042)
Mission:	Develop and test equipment and provide troop training	Media Affected:	Groundwater, Surface Water, Sediment, Soil	IRP Sites (Final RIP/RC):	270 (FY2016)
HRS Score:	31.45 (Michaelsville Landfill); placed on NPL in October 1989			MMRP Sites (Final RIP/RC):	30 (FY2018)
				Five-Year Review Status:	Completed and planned
				IRP/MMRP Status Table:	Refer to page E-6-90

Introduction

Studies have identified many areas of contamination at Aberdeen Proving Ground, including chemical munitions and manufacturing waste sites. RCRA facility assessments identified 319 solid waste management units, which were combined into 13 study areas. Remedial investigations (RIs) identified high levels of organic contaminants in most study areas. Completed removal actions include removal of soil contaminated with metals, polychlorinated biphenyls (PCBs), petroleum hydrocarbons, trichloroethylene (TCE), and DDT; removal of underground storage tanks; removal of unexploded ordnance (UXO); closure of Nike missile silos, an adam site vault, and pilot plant sumps; and cleanup of open dump sites. The potential risk to human health and the environment was significant enough for EPA to place two areas of Aberdeen Proving Ground on the NPL in 1989 and 1990. DoD and EPA signed an interagency agreement (IAG) in 1990 to outline how they were going to proceed with cleanup. In 2005, the BRAC Commission recommended Aberdeen Proving Ground for realignment. In FY95, the installation converted its technical review committee, responsible for communicating cleanup progress with the community, into a Restoration Advisory Board. To ensure continuous monitoring and improvement, Aberdeen Proving Ground completed five-year review reports in FY99 and FY04.

Aberdeen Proving Ground has completed 27 Records of Decision (RODs), which selected cleanup actions for environmental restoration sites. In FY03, the installation conducted an inventory of sites suspected to contain munitions contamination for the Military Munitions Response Program (MMRP); MMRP sites were identified.

FY10 IRP Progress

Aberdeen Proving Ground completed a ROD for additional soil sites at the Canal Creek, a ROD for Kings Creek, and proposed plans for the remaining Bush River soils. The installation also continued cleanup actions at the I-Field Munitions Dump in Other Edgewood Study Area. The cost of completing environmental restoration has changed significantly due to technical issues.

Administrative and regulatory issues delayed the start of the site inspection (SI) at the newly discovered radiation site within G-Street.

FY10 MMRP Progress

Aberdeen Proving Ground completed a site investigation and awarded a contract for the remedial investigation (RI) at the Aberdeen Area.

Technical issues delayed the start of field work for the RI at the Edgewood Area.

Plan of Action

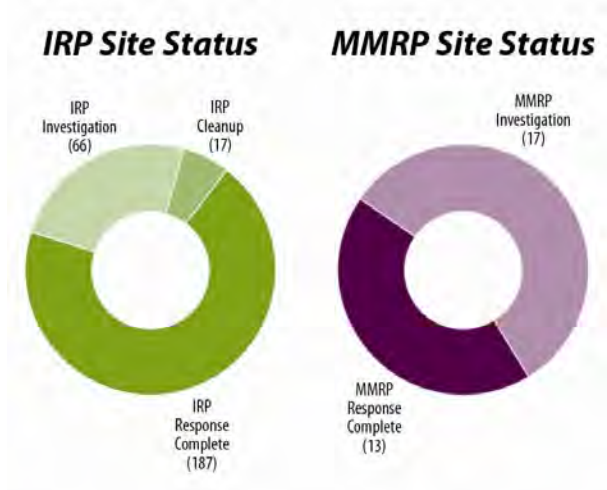
Plan of action items for Aberdeen Proving Ground are grouped below according to program category.

IRP

- Complete RODs for Wright Creek, Doves Cove, Western Shore, the Old O-Field Area, Boone Creek, the Other Edgewood Study Area, Bush River, Shell Washout, 26th Street, and Western Boundry Operable Units 2 OU 3 in FY11-FY12.
- Begin SI and RI at the newly discovered radiation site in G-Street in FY11-FY12.
- Complete removal actions at the I-Field Munitions Dump in Other Edgewood Study Area in FY11.
- Complete construction of the cleanup system for the Kings Creek Disposal Site and the 30th Street Landfill in FY11-FY12.

MMRP

- Begin field work at the Edgewood Area in FY11.
- Complete work plan for the Aberdeen Area in FY11.
- Continue construction support and sweeps of UXO for enhanced use leasing and the golf course in FY11-FY12.



FFID:	AK017002432300	Contaminants:	Heavy metals, propellants, VOCs, explosives, SVOCs	Five-Year Review Status:	Completed and planned
Location (Size):	Adak, Alaska (76,800 acres)	Media Affected:	Groundwater, Surface Water, Sediment, Soil	IRP/MMRP Status Table:	Refer to page E-6-3
Mission:	Provided services and materials to support aviation activities and operating forces of the Navy	Funding to Date:	\$ 293.5 million		
HRS Score:	51.37; placed on NPL in May 1994	Est. CTC (Comp Year):	\$ 128.7 million (FY2043)		
IAG Status:	FFA signed in November 1993	IRP Sites (Final RIP/RC):	96 (FY2013)		
		MMRP Sites (Final RIP/RC):	1 (FY2017)		

Introduction

Beginning in the early 1940s, Adak Naval Air Facility (NAF) served as a key operations and supply location for U.S. military forces. A study identified 32 sites at the installation, including landfills, unexploded ordnance areas, and polychlorinated biphenyl (PCB) spill sites, which have contaminated groundwater, surface water, sediments, and soil. DoD and EPA signed a federal facility agreement (FFA) in November 1993, outlining how they were going to proceed with cleanup. The potential risk to human health and the environment was significant enough for EPA to place the installation on the NPL in May 1994. In September 1995, the BRAC Commission recommended closure of Adak NAF. Operational Naval forces departed the island on April 1, 1997, and Engineering Field Activity Northwest assumed command functions. The installation closed in September 1997. The installation completed a community relations plan in FY90, and revised the plan in FY95, FY99, and FY03. In FY96, Adak NAF converted its technical review committee responsible for communicating cleanup progress with the community into a Restoration Advisory Board. To ensure continuous monitoring and improvement, the installation completed five-year review reports in FY01 and FY08.

The installation has signed Records of Decision (RODs), which selected cleanup actions for Operable Units (OUs) A and B1. Adak NAF also signed two No Further Action RODs, which determined that no further cleanup activities were necessary for solid waste management units (SWMUs) 4, 27, and several sites originally included in OU B. The installation also signed a Decision Document (DD), which selected cleanup actions for 10 of the 14 free-product petroleum sites at OU A. In FY04, Adak NAF transferred approximately 47,000 acres for private reuse. The installation also transferred an additional 24,300 acres to the Department of the Interior in FY04. In FY02, Adak NAF conducted an inventory of sites suspected to contain munitions contamination for the Military Munitions Response Program (MMRP); one MMRP site was identified.

FY10 IRP Progress

Adak NAF completed additional site characterization at the main road pipeline and at four petroleum sites. The installation also continued long-term management (LTM); and inspections for land use controls (LUCs); which are tools that minimize the potential for human exposure, and well abandonment at CERCLA and petroleum release sites. Adak NAF also completed landfill repairs at six locations, and completed repairs for island-wide LUCs. The cost of completing environmental restoration has changed significantly due to technical issues and changes in estimating criteria.

Regulatory issues delayed the partial delisting of 55 CERCLA sites. Technical issues delayed the proposed plan (PP) and DD for Area 303.

FY10 MMRP Progress

Adak NAF completed the fieldwork for cleanup at the three remaining OU B1 sites.

Regulatory issues delayed the feasibility study (FS) to evaluate cleanup alternatives for OU B2 and the partial delisting of 55 CERCLA sites from the NPL.

Plan of Action

Plan of action items for Adak Naval Air Facility are grouped below according to program category.

IRP

- Complete PP and DD and begin cleanup at Area 303 in FY11.
- Complete partial delisting of 55 CERCLA sites in FY11.
- Continue LTM and LUC inspection requirements in FY11-FY12.
- Complete DD for two additional petroleum sites in FY11-FY12.

MMRP

- Complete remedial investigation and FS for OU B2 in FY11.
- Complete the PP and ROD for OU B2 in FY11-FY12.
- Update materials and processes for the island-wide institutional controls program in FY11-FY12.

IRP Site Status



MMRP Site Status



FFID:	TX657172460500	Contaminants:	Waste oils and fuels, heavy metals, VOCs, cyanide, DNAPL, TCE, PCBs, paint residues, spent process chemicals, solvents	MMRP Sites (Final RIP/RC):	None
Location (Size):	Fort Worth, Texas (706 acres)	Media Affected:	Groundwater, Surface Water, Sediment, Soil	Five-Year Review Status:	Completed and planned
Mission:	Manufacture aircraft (F-16, partial F-22, and the F-35 Joint Strike Fighter) and associated equipment; testing electronics	Funding to Date:	\$ 71.7 million	IRP/MMRP Status Table:	Refer to page E-6-156
HRS Score:	39.92; placed on NPL in August 1990	Est. CTC (Comp Year):	\$ 13.2 million (FY2018)		
IAG Status:	FFA signed in August 1990	IRP Sites (Final RIP/RC):	30 (FY2006)		

Introduction

Air Force Plant No. 4 (AFP 4) has been a primary manufacturing plant for military aircraft and related equipment since 1942. The installation is adjacent to, and shares an airfield with Fort Worth Joint Reserve Base Naval Air Station (former Carswell Air Force Base [AFB]). Studies have confirmed trichloroethylene (TCE) contamination in the surface water, soil, and in groundwater underneath six spill sites and four landfills. The potential risk to human health and the environment was significant enough for EPA to place the installation on the NPL in August 1990. DoD and EPA signed a federal facility agreement (FFA) in August 1990 to outline how they were going to proceed with cleanup. In FY95, AFP 4 converted its technical review committee, responsible for communicating cleanup progress with community, into a Restoration Advisory Board (RAB). To ensure continuous monitoring and improvement, the installation completed five-year review reports in FY04 and FY09.

To date, AFP 4 has signed Records of Decision (RODs), which select cleanup actions at all sites. In FY05, AFP 4 conducted an inventory of sites suspected to contain munitions contamination for the Military Munitions Response Program (MMRP); no MMRP sites were identified.

FY10 IRP Progress

AFP 4 began its cleanup optimization process.

Regulatory issues delayed finalization of the explanation of significant differences with the ROD and addressing EPA comments on the five-year review report. Technical issues delayed addressing a vapor intrusion request on former Carswell AFB BRAC property.

The installation continued RAB meetings.

FY10 MMRP Progress

The Air Force is reviewing its inventory of sites known or suspected of containing munitions for the MMRP.

Plan of Action

Plan of action items for Air Force Plant No. 4 are grouped below according to program category.

IRP

- Finalize the explanation of significant differences with the ROD and five-year review report in FY11.
- Complete vapor intrusion preliminary study in FY11-FY12.
- Continue operation and maintenance optimization with long term management in FY11-FY12.
- Assess RPO for implementation in FY11-FY12.

MMRP

There are no MMRP actions scheduled for FY11 or FY12.



FFID:	AZ957172462900	Contaminants:	Paint sludges, paint thinners, heavy metals, solvents, machine coolants, machine lubricants, TCE, VOCs, SVOCs	MMRP Sites (Final RIP/RC):	None
Location (Size):	Tucson, Arizona (2,174 acres)	Media Affected:	Groundwater and Soil	Five-Year Review Status:	Completed
Mission:	Research, design, and manufacture of missiles	Funding to Date:	\$ 92.2 million	IRP/MMRP Status Table:	Refer to page E-6-14
HRS Score:	57.86; placed on NPL in September 1983	Est. CTC (Comp Year):	\$ 36.0 million (FY2030)		
IAG Status:	FFA negotiations underway	IRP Sites (Final RIP/RC):	13 (FY2011)		

Introduction

Air Force Plant No. 44 (AFP 44), located adjacent to Tucson International Airport (IAP), began operations in 1951 to manufacture Falcon air-to-air missiles, and has supported several other missile systems. Contaminants identified at AFP 44 include solvents, machine coolants and lubricants, paint sludges and thinners, and heavy metals. The installation is part of the Tucson IAP Area, which EPA placed on the NPL in September 1983 due to the potential significant risk to human health and the environment. DoD and EPA are currently negotiating a federal facility agreement (FFA) to outline how they will proceed with cleanup. In FY95, the installation converted its Restoration Advisory Board, responsible for communicating cleanup progress with the community, into a Unified Community Advisory Board. In FY04, AFP 44 updated and finalized the community relations plan. To ensure continuous monitoring and improvement, AFP 44 completed a five-year review report for six soil sites in FY04.

To date, the installation has signed Records of Decision (RODs) which selected cleanup actions for three soil vapor extraction sites, and one groundwater cleanup site. The installation also signed a ROD determining that no further cleanup actions were necessary for four sites. In FY05, the installation conducted an inventory of sites suspected to contain munitions contamination for the Military Munitions Response Program (MMRP); no MMRP sites were identified.

FY10 IRP Progress

After AFP 44 completed sampling across the installation, the installation began the Phase 2 remedial investigation (RI) of 1,4 dioxane. The installation completed the cleanup optimization, determined the cleanup actions, and incorporated the Shallow Groundwater Zone into the regional groundwater. AFP 44 submitted draft FFA's to EPA Region 9 and the Arizona Department of Environmental Quality and is in discussion with regulators on final revisions. The installation completed the focused Phase 1 focused RI and began to close Sites 1, 2, and 3.

Administrative issues delayed completing the closure of Sites 1, 2, and 3.

FY10 MMRP Progress

The Air Force is reviewing its inventory of sites known or suspected of containing munitions for the MMRP.

Plan of Action

Plan of action items for Air Force Plant No. 44 are grouped below according to program category.

IRP

- Complete the Phase 2 focused RI of 1,4 dioxane in FY11.
- Close Sites 1, 2, and 3 in FY11.
- Complete the final FFA in FY11.
- Incorporate the Shallow Groundwater Zone into the Regional Groundwater in FY11.
- Begin the Regional Groundwater feasibility study to evaluate cleanup alternatives in FY11-FY12.

MMRP

There are no MMRP actions scheduled for FY11 or FY12.

IRP Site Status



FFID:	CO857172553700	Contaminants:	PCBs, PAHs, BTEX, chlorinated organic solvents, VOCs, SVOCs, metals, n-nitrosodimethylamine, pesticides	MMRP Sites (Final RIP/RC):	5 (FY2005)
Location (Size):	Waterton, Colorado (464 acres)	Media Affected:	Groundwater, Surface Water, Sediment, Soil	Five-Year Review Status:	This installation is not required to complete a five-year review report.
Mission:	Research, develop, and assemble missiles and missile components; test engines	Funding to Date:	\$ 44.9 million	IRP/MMRP Status Table:	Refer to page E-6-48
HRS Score:	42.93; placed on NPL in November 1989	Est. CTC (Comp Year):	\$ 19.1 million (FY2020)		
IAG Status:	None	IRP Sites (Final RIP/RC):	61 (FY2012)		

Introduction

Air Force Plant PJKS supported the military by researching, developing, and assembling missiles, missile components, and engines. Past operations contaminated groundwater beneath the installation with trichloroethylene (TCE), TCE degradation products (dichloroethene and vinyl chloride), and n-nitrosodimethylamine, and soil with polychlorinated biphenyls (PCBs) and polyaromatic hydrocarbons (PAHs). The potential risk to human health and the environment was significant enough for EPA to place the installation on the NPL in November 1989. In FY01, Lockheed Martin Corporation, the operator of the facility, purchased Former Air Force Plant PJKS. In FY96, the installation formed a Restoration Advisory Board (RAB) to discuss the installation's cleanup progress with the community.

To date, Air Force Plant PJKS has identified Installation Restoration Program (IRP) sites, which are grouped into six operable units. The installation has removed 12 of 14 underground storage tanks and closed two sites. In FY03, regulators determined no further cleanup actions were necessary for 12 sites. In FY05, the installation held quarterly RAB meetings. Also in FY05, Air Force Plant PJKS conducted an inventory of sites suspected to contain munitions contamination for the Military Munitions Response Program (MMRP); five MMRP sites were identified.

FY10 IRP Progress

Air Force Plant PJKS completed and submitted the focused feasibility study (FS), which presented cleanup alternatives and recommendations for groundwater contamination. The installation also continued to operate groundwater cleanup systems in the seven bedrock groundwater source areas, and submitted quarterly technical memorandums. Air Force Plant PJKS conducted two rounds of groundwater monitoring and submitted the annual report.

The installation continued to brief the RAB on a regular basis.

FY10 MMRP Progress

Air Force Plant PJKS conducted no MMRP actions.

Plan of Action


Plan of action items for Air Force Plant PJKS are grouped below according to program category.

IRP

- Continue to operate groundwater cleanup systems and collect performance data in FY11.
- Continue groundwater monitoring in FY11-FY12.
- Prepare Record of Decision to select cleanup actions for review and approval in FY12.

MMRP

There are no MMRP actions scheduled for FY11 or FY12.



FFID:	AL421382000800	Contaminants:	Nitroaromatic compounds, heavy metals, munitions-related wastes, VOCs, SVOCs, explosives, propellants	MMRP Sites (Final RIP/RC):	None
Location (Size):	Childersburg, Alabama (2,235 acres)	Media Affected:	Groundwater	Five-Year Review Status:	Planned
Mission:	Manufactured explosives	Funding to Date:	\$ 63.1 million	IRP/MMRP Status Table:	Refer to page E-7-1
HRS Score:	36.83; placed on NPL in July 1987	Est. CTC (Comp Year):	\$ 1.2 million (FY2017)		
IAG Status:	FFA signed in December 1989	IRP Sites (Final RIP/RC):	42 (FY2012)		

Introduction

The mission of Alabama Army Ammunition Plant (AAP) was to manufacture explosives. Studies conducted at Alabama AAP since FY83 identified various sites as potential sources of contamination. Prominent site types include: a former ammunition production and burning ground for explosives; industrial wastewater conveyance systems, ditches, a red water storage basin, landfills, underground storage tanks, polychlorinated biphenyl (PCB)-containing transformers, and a former coke oven. The groundwater, surface water, sediment, and soil are contaminated with nitroaromatic compounds, heavy metals, and explosives waste. The potential risk to human health and the environment was significant enough for EPA to place the installation on the NPL in July 1987. DoD and EPA signed a federal facility agreement (FFA) in December 1989 to outline how they were going to proceed with cleanup. In FY94, Alabama AAP formed a BRAC cleanup team to develop a process for site cleanup. During FY95, the installation attempted to establish a Restoration Advisory Board (RAB) to discuss the installation’s cleanup progress with the community, but received no applications for RAB membership. To ensure continuous monitoring and improvement, Alabama AAP signed five-year review reports in FY02 and FY08.

To date, Alabama AAP has signed three Records of Decision (RODs), which selected cleanup actions at 29 environmental restoration sites. The installation closed 35 groundwater monitoring wells in FY99. In FY03, Alabama AAP completed the early transfer of property to the City of Childersburg. Also in FY03, the installation conducted an inventory of sites suspected to contain munitions contamination for the Military Munitions Response Program (MMRP); no MMRP sites were identified.

FY10 IRP Progress

Alabama AAP began groundwater monitoring at Area B and a feasibility study (FS) to evaluate cleanup alternatives for Area B Groundwater.

Regulatory issues delayed completion of the ROD for Area B Soils, Sediment, and Surface Water.

FY10 MMRP Progress

Alabama AAP has identified no MMRP sites.

Plan of Action

Plan of action items for Alabama Army Ammunition Plant are grouped below according to program category.

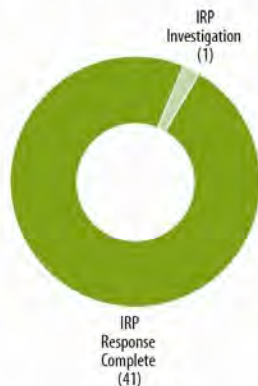
IRP

- Complete ROD for Area B Soils, Sediment, and Surface Water in FY11.
- Complete the FS and begin the proposed plan and ROD for Area B Groundwater in FY11.
- Continue groundwater monitoring in Area B in FY11-FY12.

MMRP

There are no MMRP actions scheduled for FY11 or FY12.

IRP Site Status



FFID:	CA917002323600	Contaminants:	BTEX, chlorinated solvents, radium, heavy metals, herbicides, pesticides, petroleum hydrocarbons, PAHs, PCBs, VOCs, SVOCs, explosives, propellants	IRP Sites (Final RIP/RC):	46 (FY2017)
Location (Size):	Alameda, California (2,675 acres)	Media Affected:	Groundwater, Surface Water, Sediment, Soil	MMRP Sites (Final RIP/RC):	None
Mission:	Maintained and operated facilities and provided services for naval aviation activities and operating forces	Funding to Date:	\$ 441.7 million	Five-Year Review Status:	Planned
HRS Score:	50.0; placed on NPL in July 1999	Est. CTC (Comp Year):	\$ 117.5 million (FY2017)	IRP/MMRP Status Table:	Refer to page E-6-23
IAG Status:	FFA signed in FY01				

Introduction

Prominent site types at Alameda Naval Air Station (NAS) include landfills, offshore sediment areas, plating and cleaning shops, pesticide control areas, a radium dial paint shop, transformer storage areas, and a former oil refinery. The potential risk to human health and the environment was significant enough for EPA to place the installation on the NPL in July 1999. In FY01, DoD and EPA signed a federal facility agreement (FFA) outlining how they were going to proceed with cleanup. In September 1993, the BRAC Commission recommended closure of Alameda NAS and the installation closed in 1997. The installation formed a BRAC cleanup team in FY93 to develop a process for the cleanup of sites. Alameda NAS completed a BRAC cleanup plan prioritizing sites for cleanup in FY94. In addition, the installation approved a community land reuse plan in FY96. In FY98, the installation received funding for technical assistance for public participation. The installation received additional technical assistance for public participation funding in FY03 and FY04. In FY03, the installation formed a Restoration Advisory Board to communicate cleanup progress with the community. In FY03 and FY09, Alameda NAS updated its community relations plan.

To date, Alameda NAS has completed 18 Records of Decision (RODs) which selected cleanup actions for Marsh Crust, Sites 1, 2, 14, 15, 17, 20, 24, 25 through 31, and 35, and OUs 1 and 5.

FY10 IRP Progress

Alameda NAS installed and launched cleanup systems at OU 1. The installation began basewide radiological surveys and finalized the design for cleanup and cleanup work plans for OU 1 and Site 28. Alameda NAS also completed RODs for Sites 2, 24, and 35. The cost of completing environmental restoration has changed significantly due to changes in estimating criteria.

FY10 MMRP Progress

Alameda NAS has identified no Military Munitions Response Program (MMRP) sites.

Plan of Action

Plan of action items for Alameda Naval Air Station are grouped below according to program category.

IRP

- Complete design of cleanup and begin cleanup activities at Sites 1, 17, and 28 in FY11.
- Complete feasibility study (FS) to evaluate cleanup alternatives for OUs 2A, 2B, and 2C in FY11.
- Complete proposed plan for OUs 2A and 2B in FY11.
- Complete remedial investigation and FS for Site 32 in FY11.
- Complete ROD for Site 34 in FY11.
- Complete 5 year Review for Sites 6, 14, 16, 25, 26, 27, 28 and March Crust.

MMRP

There are no MMRP actions scheduled for FY11 or FY12.



FFID:	GA417302369400	HRS Score:	44.65; placed on NPL in December 1989	IRP Sites (Final RIP/RC):	32 (FY2008)
Location (Size):	Albany, Georgia (3,579 acres)	IAG Status:	FFA signed in July 1991	MMRP Sites (Final RIP/RC):	None
Mission:	Acquire, supply, and dispose of materials needed to sustain combat readiness of Marine Corps forces worldwide; acquire, maintain, repair, rebuild, distribute, and store supplies and equipment; conduct training	Contaminants:	VOCs, PCBs, heavy metals, pesticides, PAHs, SVOCs, TCE, explosives, propellants	Five-Year Review Status:	Completed and planned
		Media Affected:	Groundwater, Sediment, Soil	IRP/MMRP Status Table:	Refer to page E-6-61
		Funding to Date:	\$ 44.1 million		
		Est. CTC (Comp Year):	\$ 10.3 million (FY2039)		

Introduction

The Albany Marine Corps Logistics Base (MCLB) is used to acquire, supply, and dispose of materials needed to sustain combat readiness of Marine forces worldwide. The sites at the installation are grouped into six operable units (OUs), including groundwater throughout the base (OU 6) and a site-screening group. Sites include disposal areas, storage areas, and landfills. Contaminants include trichloroethylene (TCE), polychlorinated biphenyls (PCBs), and heavy metals. The potential risk to human health and the environment was significant enough for EPA to place the installation on the NPL in December 1989. DoD and EPA signed a federal facility agreement (FFA) in July 1991 to outline how they were going to proceed with cleanup. In 2005, the BRAC Commission recommended Albany MCLB for realignment. The installation formed a technical review committee in FY89. Albany MCLB completed a community relations plan in FY92 and updated it in FY10. To ensure continuous monitoring and improvement, the installation completed five-year review reports in FY01 and FY06.

To date, Albany MCLB has signed a No Further Action Record of Decision (ROD) for OU 2, which determined no further cleanup activities were necessary at the OU 2 site. The installation has also signed RODs, selecting cleanup actions for OUs 1, 3, 4, 5, and 6. In addition, the installation has signed an interim ROD at Solid Waste Management Unit 3. In FY02, Albany MCLB conducted an inventory of sites suspected to contain munitions contamination for the Military Munitions Response Program (MMRP); no MMRP sites were identified.

FY10 IRP Progress

Albany MCLB continued cleanup using natural processes, completed construction of the landfill cap, and completed the optimization review. The cost of completing environmental restoration has changed significantly due to technical issues.

Regulatory issues delayed the implementation of the optimization recommendations.

The installation updated the community relations plan and released it for public comment.

FY10 MMRP Progress

Albany MCLB has identified no MMRP sites.

Plan of Action

Plan of action items for Albany Marine Corps Logistics Base are grouped below according to program category.

IRP

- Complete a five-year review report in FY11.
- Implement recommendations from optimization review in FY11.
- Continue monitoring contaminated groundwater areas using natural processes in FY11-FY12.
- Perform operation and maintenance of the landfill cap in FY11-FY12.

MMRP

There are no MMRP actions scheduled for FY11 or FY12.

IRP Site Status



FFID:	WV317002369100	Contaminants:	VOCs, RDX, HMX, perchlorate, silver, SVOCs, explosives, propellants, metals	Five-Year Review Status:	Completed and planned
Location (Size):	Mineral County, West Virginia (1,628 acres)	Media Affected:	Surface Water, Sediment, Groundwater, Soil	IRP/MMRP Status Table:	Refer to page E-6-179
Mission:	Research, develop, and produce solid propellant rocket motors for DoD and NASA	Funding to Date:	\$ 41.2 million		
HRS Score:	50.00; placed on NPL in May 1994	Est. CTC (Comp Year):	\$ 38.1 million (FY2038)		
IAG Status:	FFA signed in January 1998	IRP Sites (Final RIP/RC):	41 (FY2016)		
		MMRP Sites (Final RIP/RC):	None		

Introduction

The Allegany Ballistics Laboratory was used for research, development, and production of solid propellant rocket motors for DoD and NASA. Contaminants found at the installation included volatile organic chemicals (VOCs), RDX, HMX, perchlorate, and silver. The potential risk to human health and the environment was significant enough for EPA to place the installation on the NPL in May 1994. DoD and EPA signed a federal facility agreement (FFA) in January 1998 to outline how they were going to proceed with cleanup. In FY94, the installation established an administrative record and two information repositories. In FY95, the installation converted its technical review committee responsible for communicating cleanup progress with the community into a Restoration Advisory Board. In FY99, the installation issued a draft community relations plan. To ensure continuous monitoring and improvement, the installation completed a five-year review report for Sites 1, 5, and 10 in FY08.

The installation has signed Records of Decision (RODs), which selected cleanup actions for Site 1 Groundwater, Site 5, and Site 10. In addition, the installation has signed a ROD, which determined that no further cleanup activities were necessary at Sites 2, 3, 4B, and 7. In FY02, the installation conducted an inventory of sites suspected to contain munitions contamination for the Military Munitions Response Program (MMRP); no MMRP sites were identified.

FY10 IRP Progress

The installation completed the final feasibility study (FS) to evaluate cleanup alternatives for Sites 11/12.

Regulatory issues delayed the completion of the FS for Site 1 Soils.

FY10 MMRP Progress

Allegany Ballistics Laboratory has identified no MMRP sites.

Plan of Action

Plan of action items for Allegany Ballistics Laboratory are grouped below according to program category.

IRP

- Complete FS for Site 1 Soils in FY11.
- Complete Remedial Investigation and FS for Solid Waste Management Unit 27A in FY11.
- Issue ROD for Sites 11/12 in FY11-FY12.
- Complete groundwater treatment plant upgrade in FY11-FY12.
- Initiate optimization program to identify opportunities for streamlining cleanup at the groundwater treatment system in FY11-FY12.

MMRP

There are no MMRP actions scheduled for FY11 or FY12.



FFID:	MD357182400000	Media Affected:	Groundwater, Surface Water, Sediment, Soil	IRP/MMRP Status Table:	Refer to page E-6-92
Location (Size):	Camp Springs, Maryland (4,300 acres)	Funding to Date:	\$ 90.5 million		
Mission:	Provide Presidential airlift support	Est. CTC (Comp Year):	\$ 73.4 million (FY2016)		
HRS Score:	50.00; placed on NPL in June 1999	IRP Sites (Final RIP/RC):	57 (FY2012)		
IAG Status:	FFA under negotiation	MMRP Sites (Final RIP/RC):	6 (FY2014)		
Contaminants:	SVOCs, VOCs, PAHs, PCBs, pesticides, metals, explosives, propellants, BTEX	Five-Year Review Status:	Underway and planned		

Introduction

The mission at Andrews Air Force Base (AFB) is to provide Presidential airlift support. Environmental studies at Andrews AFB began in 1985. Historic fuel supply activities, landfills (LFs), and other support and training operations contaminated ground and surface water with metals, volatile organic compounds (VOCs), semi-volatile organic compounds (SVOCs), polycyclic aromatic hydrocarbons (PAHs), polychlorinated biphenyls (PCBs), and pesticides. The potential risk to human health and the environment was significant enough for EPA to place the installation on the NPL in June 1999. DoD and EPA are currently negotiating a federal facility agreement (FFA) to outline how they will proceed with cleanup. The 2005 BRAC Commission recommended Andrews AFB for realignment.

To date, the installation has closed 8 sites under the petroleum program and signed 21 Records of Decision (RODs) that selected cleanup actions for 22 sites. In FY05, Andrews AFB conducted an inventory of sites suspected to contain munitions contamination for the Military Munitions Response Program (MMRP); six MMRP sites were identified.

FY10 IRP Progress

Andrews AFB continued evaluation of LFs 06 and 07, and Spill Sites (SSs) 11, 26, and 28. The installation completed a proposed plan and a feasibility study (FS) to evaluate cleanup alternatives for SS 27. Andrews AFB installed cleanup systems at LF 05, and fire training site Area 02. The installation also assumed environmental restoration responsibilities from Naval Air Facility Washington, and began five-year review reports for all Andrews AFB sites to ensure continuous monitoring and improvement. The cost of completing environmental restoration has changed significantly due to changes in estimating criteria.

Regulatory issues delayed the completion of the FS to evaluate cleanup alternatives at LFs 06 and 07, and technical issues delayed the completion of FSs at SSs 11, 26, and 28. Regulatory issues delayed the completion of the ROD for SS 27. Technical issues delayed installation of cleanup systems at SS 27, and operation at LF 05, SS 27, and Fire Training Site Area 02. Regulatory issues delayed completion of the five-year review report for all Andrews AFB sites.

FY10 MMRP Progress

Andrews AFB completed the site inspection (SI). The installation awarded a contract for the engineering evaluation and cost analysis (EE/CA) and removal of lead contaminated soil.

Plan of Action

Plan of action items for Andrews Air Force Base are grouped below according to program category.

IRP

- Complete FS at LFs 06 and 07, and SSs 11, 26, and 28 in FY11.
- Complete five-year review report for all Andrews AFB sites in FY11.
- Install and operate cleanup systems at LF 05, SS 27, and Fire Training site 02 in FY11.
- Complete ROD for SS 27 in FY11.

MMRP

- Complete SI in FY11.
- Complete EE/CA and removal action of lead contaminated soil in FY12.

IRP Site Status



MMRP Site Status



FFID:	AL421382002700	Media Affected:	Groundwater, Surface Water, Soil	IRP/MMRP Status Table:	Refer to page E-6-1
Location (Size):	Anniston, Alabama (600 acres)	Funding to Date:	\$ 71.8 million		
Mission:	Maintain combat vehicles	Est. CTC (Comp Year):	\$ 38.7 million (FY2041)		
HRS Score:	51.91; placed on NPL in March 1989	IRP Sites (Final RIP/RC):	49 (FY2013)		
IAG Status:	IAG signed in June 1990	MMRP Sites (Final RIP/RC):	3 (FY2018)		
Contaminants:	phenols, petroleum products, acids, VOCs, caustics, SVOCs, Heavy metals	Five-Year Review Status:	Completed and underway		

Introduction

Since 1948, the Army has repaired, rebuilt, and modified combat vehicles and artillery equipment at the Anniston Army Depot (AD) Southeast Industrial Area. Anniston AD also repairs small arms. Painting, degreasing, and plating operations at the installation generated wastes containing volatile organic compounds (VOCs), phenols, heavy metals, and petroleum distillates. The potential risk to human health and the environment was significant enough for EPA to place the Southeast Industrial Area on the NPL in March 1989. DoD and EPA signed an interagency agreement (IAG) in 1990 to outline how they were going to proceed with cleanup. In 2005, the BRAC Commission recommended Anniston AD for realignment. In FY98, the installation formed a Restoration Advisory Board to discuss cleanup progress with the community, and updated the community relations plan. To ensure continuous monitoring and improvement, Anniston AD completed five-year review reports in FY99, FY04, and FY10.

To date, Anniston AD has signed 3 interim Records of Decision (RODs) and 2 final RODs, which selected cleanup actions for 39 environmental restoration sites. In FY03, Anniston AD conducted an inventory of all sites suspected to contain munitions contamination for the Military Munitions Response Program (MMRP); MMRP sites were identified.

FY10 IRP Progress

Anniston AD completed a five-year review report for the installation, and the expanded site inspection at operable unit (OU) 5. The installation continued groundwater sampling at OUs 1 and 3. Anniston AD also continued maintenance and monitoring of the land use control (LUC), which restricts the use of or access to OU 2, and operations and maintenance (O&M) of the shallow groundwater treatment plant. The cost of completing environmental restoration has changed significantly due to changes in estimating criteria.

FY10 MMRP Progress

Anniston AD began remedial investigations (RIs) for three sites.

Plan of Action

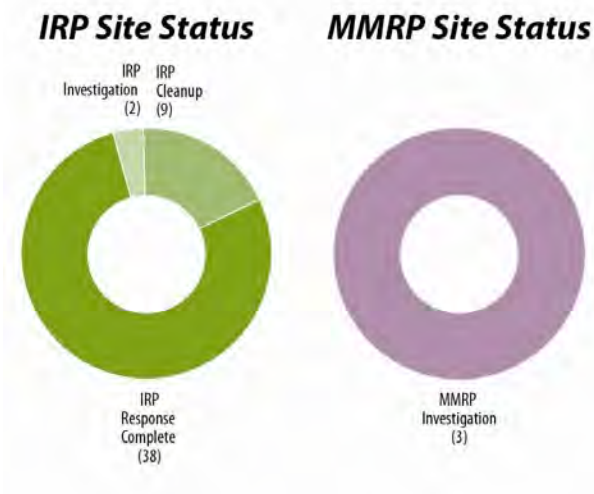
Plan of action items for Anniston Army Depot are grouped below according to program category.

IRP

- Begin RI at OU 5 in FY11-FY12.
- Continue groundwater sampling at OUs 1 and 3 in FY11-FY12.
- Continue maintenance and monitoring of the LUC at OU 2 in FY11-FY12.
- Continue O&M of the shallow groundwater treatment plant and complete the focused feasibility study to evaluate cleanup alternatives for OU 1 in FY11-FY12.

MMRP

- Continue RIs at three MMRP sites in FY11.



FFID:	TN457172404400	IAG Status:	N/A	MMRP Sites (Final RIP/RC):	17 (FY2015)
Location (Size):	Coffee and Franklin Counties, Tennessee (40,000 acres)	Contaminants:	VOCs, SVOCs, solvents, metals	Five-Year Review Status:	Planned for future
Mission:	Conduct aerospace ground tests, engineering analysis, technical evaluations, and simulate operational conditions	Media Affected:	Groundwater, Surface Water, Sediment, Soil	IRP/MMRP Status Table:	Refer to page E-6-153
HRS Score:	50.00; proposed for NPL in August 1994	Funding to Date:	\$ 121.7 million		
		Est. CTC (Comp Year):	\$ 49.3 million (FY2035)		
		IRP Sites (Final RIP/RC):	30 (FY2010)		

Introduction

Arnold Engineering Development Center is an advanced aerospace testing, evaluation, and simulation facility. Sites at the installation include a landfill (LF), a chemical treatment plant, the main testing area, a leaching pit, a leachate burn area, and a fire training area. Chlorinated solvents are the primary contaminants. The potential risk to human health and the environment was significant enough for EPA to place the installation on the NPL in August 1994. In FY95, the installation converted its technical review committee responsible for communicating cleanup progress with the community into a Restoration Advisory Board.

The installation conducted an inventory of sites suspected to contain munitions contamination for the Military Munitions Response Program (MMRP); MMRP sites were identified.

FY10 IRP Progress

Arnold Engineering Development Center completed construction of the thermal treatment system at Waste Pit (WP) 08, and began cleanup of perchloroethylene (PCE)-contaminated groundwater in the targeted treatment zones. Additionally, Arnold Engineering Development Center continued to treat contaminated groundwater in the intermediate aquifer downgradient of WP 08. The installation submitted the construction completion report for Spill Site (SS) 19 to the Tennessee Department of Environment and Conservation for review and concurrence. Arnold Engineering Development Center completed alternative cleanup measures at SSs 25 and 26. The installation drafted statements of basis for LF 01, Surface Drainage Site 05, SSs 7/22, 19, 25, and 26. Arnold Engineering Development Center also completed the alternative cleanup measures at LF 01. The installation requested FY11 funding to implement recommendations from the Environmental Restoration Program Optimization Team of the Air Force Center for Engineering and the Environment.

Technical issues delayed the completion of the draft statement of basis for WP 08.

FY10 MMRP Progress

Arnold Engineering Development Center completed the work plan, explosive safety submission, and an engineering evaluation and cost analysis document, and began cleanup at Small Arms Ranges (SARs) 31 and 32 and Impact Area (TGs) 27 and 28. The installation completed a removal action at SAR 32 and an investigation at TG 27. The installation received funding for a preliminary assessment (PA) and site inspection (SI) at a new munitions response site (MRS), Camp Forrest Maneuver Area (TM 720). The installation also drafted cleanup reports for SAR 32 and TG 27.

Technical issues delayed submission of the final cleanup report to the Tennessee Department of Environment and Conservation for review and concurrence for the cleanup actions at SAR 31 and TG 28.

Plan of Action

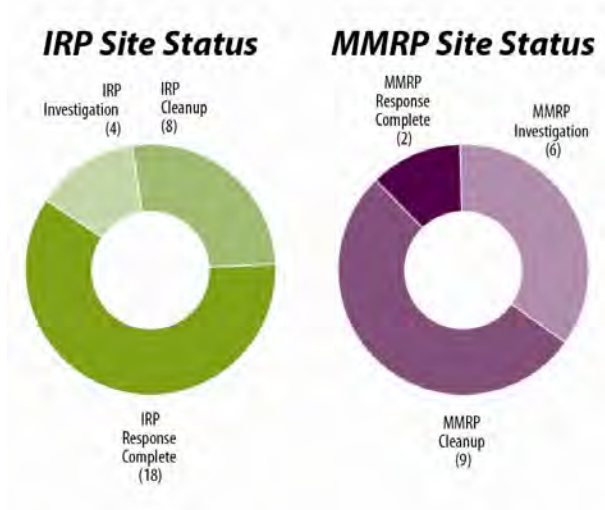
Plan of action items for Arnold Engineering Development Center are grouped below according to program category.

IRP

- Complete WP 08 thermal remediation project in FY11.
- Begin cleanup of PCE contaminated sediments in Ditch H at WP 08 in FY11.
- Implement recommendations from the Environmental Restoration Program Optimization Team in FY11.
- Complete alternative measures at LF 01 in FY11.
- Complete cleanup of PCE contaminated sediments in Ditch H at WP 08 in FY12

MMRP

- Complete surface clearance of UXO at site TG 28 in FY11.
- Complete excavation of lead contaminated soil at SAR 31 in FY11.
- Begin investigation of base wide MRSs in FY11.
- Begin Camp Forrest Maneuver Area (TM270) MMRP PA and SI in FY11.
- Submit final report to Tennessee Department of Environment and Conservation for their review and concurrence for the cleanup actions at SARs 31 and 32 and TGs 27 and 28 in FY11.



FFID:	NJ257282844900	Media Affected:	Groundwater and Soil	IRP/MMRP Status Table:	Refer to page E-7-35
Location (Size):	Pleasantville, New Jersey (280 acres)	Funding to Date:	\$ 2.2 million		
Mission:	Provide Air National Guard training	Est. CTC (Comp Year):	\$ 1.6 million (FY2017)		
HRS Score:	39.65; placed on NPL in August 1990	IRP Sites (Final RIP/RC):	5 (FY2012)		
IAG Status:	FFA signed in May 1993	MMRP Sites (Final RIP/RC):	None		
Contaminants:	VOCs, SVOCs, lead, copper, pesticides, metals, PCBs, PAHs, BTEX	Five-Year Review Status:	This installation is not required to complete a five-year review report.		

Introduction

Atlantic City Air National Guard (ANG) Base is home to the 177th Fighter Squadron whose mission is to maintain fighter aircraft on continuous peacetime air defense alert to preserve U.S. air sovereignty. The installation is part of the Federal Aviation Administration (FAA) Technical Center covering approximately 5,100 acres which includes the FAA Williams J. Hughes Technical Center, Atlantic City ANG Base, Atlantic City International Airport, and U.S. Coast Guard Air Station Atlantic City. All of the property is federally owned except for 84 acres, which is owned by the South Jersey Transportation Authority and includes the airport terminal and support facility areas. Sites included a salvage yard, fire training facility, jet fuel farm, fuel mist test facility, and landfill. Volatile organic compounds (VOCs), metals, and pesticides have been detected in groundwater. EPA placed the FAA facility on the NPL in August 1990 because of its proximity to the South Branch of Doughty's Mill Stream, which flows into the Upper Atlantic City Reservoir, a source of drinking water for local residents. In addition, a sole-source aquifer underlying the FAA facility contributes 85 to 90 percent of the watershed for the Upper Atlantic City Reservoir. DoD and EPA signed a federal facility agreement (FFA) in May 1993 to outline how they were going to proceed with cleanup. The 2005 BRAC Commission recommended Atlantic City ANG Base for realignment.

Environmental studies have identified five Installation Restoration Program (IRP) sites on the Atlantic City ANG Base property consisting of 280 acres under permit from the FAA. In FY05, the installation conducted an inventory of sites suspected to contain munitions contamination for the Military Munitions Response Program (MMRP); no MMRP sites were identified.

FY10 IRP Progress

Atlantic City ANG Base received additional comments from the regulatory community, and regulators concurred to close and transfer one site to the State of New Jersey Underground Storage Tank Program.

Administrative issues delayed finalization of the feasibility study (FS) to evaluate cleanup alternatives at four sites.

FY10 MMRP Progress

The Air Force is reviewing its inventory of sites known or suspected of containing munitions for the MMRP.

Plan of Action

Plan of action items for Atlantic City Air National Guard Base are grouped below according to program category.

IRP

- Finalize the remedial investigation, FS, and Record of Decision selecting cleanup actions for four sites in FY11.

MMRP

There are no MMRP actions scheduled for FY11 or FY12.



FFID:	WA017002729100	Contaminants:	Residual TNT, RDX, Otto fuel, VOCs, SVOCs, metals, explosives, propellants	Five-Year Review Status:	Completed and planned
Location (Size):	Silverdale, Washington (7,201 acres)	Media Affected:	Groundwater, Surface Water, Sediment, Soil	IRP/MMRP Status Table:	Refer to page E-6-176
Mission:	Provide support base for Trident submarines	Funding to Date:	\$ 93.8 million		
HRS Score:	30.42 (Bangor Ordnance Disposal), placed on NPL in July 1987; 55.91 (Bangor Naval Submarine Base), placed on NPL in August 1990	Est. CTC (Comp Year):	\$ 50.8 million (FY2040)		
IAG Status:	FFA signed in January 1990	IRP Sites (Final RIP/RC):	42 (FY2001)		
		MMRP Sites (Final RIP/RC):	1 (FY2015)		

Introduction

Bangor Naval Submarine Base (NSB) stored, processed, and shipped munitions from the early 1940s until it was commissioned as a submarine base in 1977. Past chemical releases at the installation are primarily related to the detonation, demilitarization, and disposal of explosive ordnance and associated activities. The potential risk to human health and the environment was significant enough for EPA to place the Bangor Ordnance Disposal Area on the NPL in July 1987 and the Bangor NSB on the NPL in August 1990. In January 1990, DoD, EPA, and the State of Washington signed a federal facility agreement (FFA) for the installation to outline how they were going to proceed with cleanup. In 2005, the BRAC Commission recommended Bangor NSB for realignment. To ensure continuous monitoring and improvement, the installation completed five-year review reports in FY00 and FY05, and updated the community relations plan in FY08.

To date, the installation completed eight Records of Decision (RODs), selecting cleanup actions for environmental restoration at these sites. Bangor NSB has submitted construction completion documents for operable units (OUs) 1, 2, and 7 to EPA and the Washington Department of Ecology. In FY02, the installation conducted an inventory of sites suspected to contain munitions contamination for the Military Munitions Response Program (MMRP); one MMRP site has been identified.

FY10 IRP Progress

Bangor NSB installed additional wells for compliance monitoring at OU 2. Additionally, Bangor NSB conducted a pilot study to address the potential for contamination from OU 8 to migrate off-base. The installation also conducted a third five-year review report. The cost of completing environmental restoration has changed significantly due to technical issues.

FY10 MMRP Progress

The installation continued the removal of lead-contaminated soil and the remedial investigation (RI) at Site EO 300. Bangor NSB also continued the risk assessment at the Trap Range Area.

Plan of Action

Plan of action items for Bangor Naval Submarine Base are grouped below according to program category.

IRP

- Continue study to evaluate stability of groundwater plume at OU 1 in FY11.
- Begin cleanup design for OU 8 in FY11-12.
- Optimize treatment system at Site F (OU 2) in FY11-FY12.
- Complete third five-year review report and implement action items in FY11-FY12.

MMRP

- Complete RI at Site EO 300 in FY11.
- Complete risk assessment of Trap Range Area in FY11.
- Develop proposed plan and ROD for Trap Range Area in FY11-FY12.

IRP Site Status



MMRP Site Status



FFID:	HI917002432600	Contaminants:	Heavy metals, petroleum hydrocarbons, pesticides, solvents, asbestos, PCBs, VOCs, SVOCs	MMRP Sites (Final RIP/RC):	None
Location (Size):	Barbers Point, Hawaii (3,816 acres)	Media Affected:	Groundwater, Surface Water, Sediment, Soil	Five-Year Review Status:	Underway
Mission:	Maintain and operate facilities and provide services and material support to aviation activities and units of the operating forces	Funding to Date:	\$ 63.8 million	IRP/MMRP Status Table:	Refer to page E-7-21
HRS Score:	N/A	Est. CTC (Comp Year):	\$ 5.5 million (FY2027)		
IAG Status:	N/A	IRP Sites (Final RIP/RC):	35 (FY2014)		

Introduction

Barber's Point Naval Air Station (NAS) maintained and operated facilities and material support for aviation activities and units of the operating forces. In July 1993, the BRAC Commission recommended closure of Barbers Point NAS. The installation closed on July 2, 1999. In FY94, the installation completed an Environmental Baseline Survey to determine the presence of potential environmental hazards, and formed a Restoration Advisory Board to discuss cleanup progress with the community. Also in FY94, the installation formed a BRAC cleanup team to develop a process for cleanup of sites. In FY97, the BRAC cleanup team completed the latest version of the BRAC cleanup plan with community input to prioritize sites requiring environmental restoration, along with a land reuse plan. To ensure continuous monitoring and improvement, the installation completed the first five-year review report in FY06.

To date, the installation has signed Records of Decision, which selected cleanup actions for Sites 1, 8, 13, 15, 19, and 20. The installation closed Sites 5, 8 through 13, and 19 in FY99, and Sites 2 and 18 in FY07. The installation transferred BRAC parcels to the Department of Hawaiian Home Lands in FY02 and FY08. In FY02, the installation conducted an inventory of sites suspected to contain munitions contamination for the Military Munitions Response Program (MMRP); no MMRP sites were identified.

FY10 IRP Progress

Barbers Point NAS found the two remaining sites to be suitable for transfer and completed the environmental hazard management plan. The installation also awarded a contract for decommissioning monitoring wells.

FY10 MMRP Progress

Barbers Point NAS has identified no MMRP sites.

Plan of Action

Plan of action items for Barbers Point Naval Air Station are grouped below according to program category.

IRP

- Decommission remaining monitoring wells in FY11.

MMRP

There are no MMRP actions scheduled for FY11 or FY12.



FFID:	CA917302426100	Contaminants:	Heavy metals, PCBs, petroleum hydrocarbons, pesticides, herbicides, MTBE, VOCs, SVOCs, radioactive materials, TCE	MMRP Sites (Final RIP/RC):	None
Location (Size):	Barstow, California (5,688 acres)	Media Affected:	Groundwater and Soil	Five-Year Review Status:	Completed and planned
Mission:	Maintain, repair, rebuild, store, and distribute supplies and equipment; formerly conducted industrial operations	Funding to Date:	\$ 112.5 million	IRP/MMRP Status Table:	Refer to page E-6-23
HRS Score:	37.93; placed on NPL in November 1989	Est. CTC (Comp Year):	\$ 42.4 million (FY2039)		
IAG Status:	FFA signed in October 1990	IRP Sites (Final RIP/RC):	43 (FY2016)		

Introduction

Barstow Marine Corps Logistics Base (MCLB) consists of Yermo Annex, Nebo Main Base, and the Rifle Range. Vehicle maintenance, repair and maintenance of weapons and missile systems, and storage of petroleum and chemical products contributed to contamination. Site types include sludge disposal areas, plating waste disposal areas, low-level radioactive waste storage areas, spill sites, underground storage tank sites, and evaporation ponds. The potential risk to human health and the environment from high concentrations of trichloroethylene (TCE) detected in groundwater monitoring wells was significant enough for EPA to place the installation on the NPL in November 1989. DoD and EPA signed a federal facility agreement (FFA) in October 1990 to outline how they were going to proceed with cleanup. In 2005, the BRAC Commission recommended Barstow MCLB for realignment. The installation established an information repository and administrative record in FY91. The installation formed a technical review committee responsible for communicating cleanup progress with the community, and prepared a community relations plan; the community relations plan was revised in FY02. Public meetings are held annually; however, no community interest exists in forming a Restoration Advisory Board. To ensure continuous monitoring and improvement, the installation completed five-year review reports in FY03 and FY08.

To date, the installation has completed Records of Decision for Operable Units (OUs) 1 through 6, which selected cleanup actions for these sites. The installation closed OUs 3 and 4 in FY00, and OUs 5 and 6 in FY02. In FY02, the installation conducted an inventory of sites suspected to contain munitions contamination for the Military Munitions Response Program (MMRP); no MMRP sites were identified.

FY10 IRP Progress

Barstow MCLB completed the supplemental remedial investigation and assessment of potential risks to the environment for OU 7. The installation also updated the base master plan.

Regulatory issues delayed the Methyl Tertiary Butyl Ether (MTBE) settlement agreement.

FY10 MMRP Progress

Barstow MCLB has identified no MMRP sites.

Plan of Action

Plan of action items for Barstow Marine Corps Logistics Base are grouped below according to program category.

IRP

- Complete additional field investigations for OU 7 in FY11.
- Prepare draft feasibility study to evaluate cleanup alternatives for OU 7 in FY11.
- Complete MTBE settlement agreement in FY11.

MMRP

There are no MMRP actions scheduled for FY11 or FY12.



FFID:	MA117002357000	Contaminants:	Acids, BTEX, incinerator ash, industrial wastes, POLs, photographic wastes, solvents, paints, VOCs, SVOCs, metals	MMRP Sites (Final RIP/RC):	None
Location (Size):	Bedford, Massachusetts (46 acres)	Media Affected:	Groundwater, Surface Water, Sediment, Soil	Five-Year Review Status:	This installation is not required to complete a five-year review report.
Mission:	Designed, fabricated, and tested prototype weapons and equipment	Funding to Date:	\$ 25.8 million	IRP/MMRP Status Table:	Refer to page E-6-93
HRS Score:	50.00; placed on NPL in May 1994	Est. CTC (Comp Year):	\$ 14.1 million (FY2038)		
IAG Status:	FFA signed in September 1999	IRP Sites (Final RIP/RC):	4 (FY2013)		

Introduction

The Bedford Naval Weapons Industrial Reserve Plant (NWIRP), a formerly government-owned and contractor-operated plant, designed, produced, and tested prototype equipment for missile guidance and control systems. Contaminants found at the installation include acids; benzene, toluene, ethylbenzene, and xylene (BTEX); incinerator ash; industrial wastes; paints; petroleum/oil/lubricants (POLs); photographic wastes; solvents; and volatile organic compounds (VOCs). The potential risk to human health and the environment was significant enough for EPA to place the installation on the NPL in May 1994. DoD and EPA signed a federal facility agreement (FFA) in September 1999 to outline how they were going to proceed with cleanup. The Navy formed a technical review committee in FY89, responsible for communicating cleanup progress with the community, and converted it to a Restoration Advisory Board in FY95. The Navy also developed a community relations plan in FY89 and updated it in FY92. In addition, the Navy maintains an information repository. DoD declared the facility as excess and closed it as a non-BRAC closure in FY01.

Sites identified at the installation include Site 1: an incinerator ash disposal area (potential soil contamination with ash and heavy metals); Site 2: a components-laboratory fuel tank (potential soil contamination with low levels of POLs); Site 3: a northwest groundwater contaminated area (groundwater contaminated with VOCs); and Site 4: a former fuel pump/tank area (soil and groundwater contaminated with BTEX). In FY00, the Navy completed a No Further Action Record of Decision (ROD) for Sites 1 and 2, which determined that no further cleanup activities were necessary for these sites. In FY10, the installation completed a ROD which selected cleanup actions for environmental restoration sites. In FY02, the Navy conducted an inventory of sites suspected to contain munitions contamination for the Military Munitions Response Program (MMRP); no MMRP sites were identified.

FY10 IRP Progress

Bedford NWIRP completed investigations, a revised feasibility study to evaluate cleanup alternatives, proposed plan, and ROD for Site 3. The installation also completed the investigation and began preparing the design for cleanup at Site 4. The cost of completing environmental restoration has changed significantly due to technical issues.

Technical issues delayed the completion of the design for cleanup at Site 4.

FY10 MMRP Progress

Bedford NWIRP has identified no MMRP sites.

Plan of Action

Plan of action items for Bedford Naval Weapons Industrial Reserve Plant are grouped below according to program category.

IRP

- Complete cleanup design for Sites 3 and 4 in FY11.
- Complete Phase I of cleanup actions at Site 3 in FY11.
- Install wells for monitored cleanup using natural processes at Site 4 in FY11.
- Continue groundwater monitoring at all sites in FY11-FY12.
- Continue operating pump-and-treat system to contain Site 3 plume in FY11-FY12.
- Complete Phase II of cleanup actions at Site 3 in FY12.

MMRP

There are no MMRP actions scheduled for FY11 or FY12.



FFID:	TX657002418800	Contaminants:	VOCs, pesticides, hydrocarbons, metals, TCE, low-level radioactive waste, SVOCs	Five-Year Review Status:	Completed and planned
Location (Size):	Austin, Texas (3,197 acres)	Media Affected:	Groundwater and Soil	IRP/MMRP Status Table:	Refer to page E-7-49
Mission:	Supported reconnaissance and fighter aircraft operations	Funding to Date:	\$ 48.9 million		
HRS Score:	N/A	Est. CTC (Comp Year):	\$ 2.1 million (FY2016)		
IAG Status:	N/A	IRP Sites (Final RIP/RC):	32 (FY1999)		
		MMRP Sites (Final RIP/RC):	8 (FY2002)		

Introduction

Bergstrom Air Force Base (AFB) began operations in 1942 and supported flying operations for various aircraft throughout its history. Site types identified at the installation include underground storage tanks (USTs), landfills (LFs), fuel spill areas, a pesticide evaporation pit, firing ranges, a sludge weathering pit, aboveground storage tanks (ASTs), oil-water separators, a fire training area, and a radioactive waste disposal area. In July 1991, the BRAC Commission recommended closure of the installation. The installation closed September 1993, and the City of Austin began to convert the installation into the Austin-Bergstrom International Airport. In FY94, Bergstrom AFB formed a BRAC cleanup team to develop a process for cleanup of sites, and formed a Restoration Advisory Board (RAB) to discuss the installation's cleanup progress with the community. The RAB adjourned in FY97 due to successful cleanup at the installation. Bergstrom AFB updated the community relations plan in FY05 to indicate the status of cleanup and identify ongoing opportunities for community involvement. In order to ensure continuous monitoring and improvement, the installation completed a five-year review report in FY06 and FY10.

Environmental studies have identified CERCLA sites and RCRA areas of concern (AOCs). Cleanup has included removal of 106 USTs, removal of contaminated soil and low-level radioactive wastes, and closure of 45 ASTs. To date, no further cleanup action is required at 478 sites and AOCs. All property at the installation has been transferred to the City of Austin. In FY04, Bergstrom AFB conducted an inventory of sites suspected to contain munitions contamination for the Military Munitions Response Program (MMRP); eight MMRP sites were identified. The installation closed seven MMRP sites in FY04.

FY10 IRP Progress

Bergstrom AFB completed a five-year review report. The installation also continued reevaluating contract mechanisms to continue long-term management (LTM), operations and maintenance (O&M), well decommissioning, and other activities at SS031. Additionally, Bergstrom AFB continued LTM and O&M at LFs 3 through 7, and Solid Waste Management Unit (SWMU) 76 Area 1 trichloroethylene (TCE)-contaminated area.

FY10 MMRP Progress

The installation conducted no MMRP actions.

Plan of Action


Plan of action items for Bergstrom Air Force Base are grouped below according to program category.

IRP

- Continue LTM and O&M at LFs 3 through 7, and SWMU 76 Area 1 TCE-contaminated area in FY11-FY12.

MMRP

There are no MMRP actions scheduled for FY11 or FY12.



FFID:	MD357182400000	Media Affected:	Groundwater, Surface Water, Sediment, Soil	IRP/MMRP Status Table:	Refer to page E-6-92
Location (Size):	Brandywine, Maryland (8 acres)	Funding to Date:	\$ 16.1 million		
Mission:	None (inactive)	Est. CTC (Comp Year):	\$ 17.3 million (FY2016)		
HRS Score:	50.15; placed on NPL in June 1999	IRP Sites (Final RIP/RC):	3 (FY2008)		
IAG Status:	FFA signed in November 2009	MMRP Sites (Final RIP/RC):	None		
Contaminants:	PCBs, VOCs, SVOCs, solvents (including TCE), metals	Five-Year Review Status:	Underway and planned		

Introduction

The Brandywine facility is an inactive eight-acre former Defense Reutilization and Marketing Office (DRMO) site located approximately eight miles south of Andrews Air Force Base (AFB). Andrews AFB acquired the property from the Navy in 1961 and used it to store bulky aircraft parts, aircraft engine fuels and lubricants, paints, chemicals, and other supplies subject to deterioration. As a Defense Property Disposal Office in the 1970s, the facility temporarily accumulated wastes from other area DoD facilities, though no hazardous materials have been stored onsite since 1980. The primary contaminants of concern are polychlorinated biphenyls (PCBs) and solvents, including trichloroethylene (TCE). The potential risk to human health and the environment was significant enough for EPA to place Brandywine DRMO on the NPL in June 1999. DoD and EPA signed a federal facility agreement (FFA) in November 2009 to outline how they are going to proceed with cleanup.

Brandywine DRMO is identified as Spill Site 01 in the Andrews AFB Installation Restoration Program (IRP) site inventory. To date, the installation has signed one interim Record of Decision, which selected groundwater cleanup actions. The installation has also removed a total of 17,000 cubic yards of contaminated soil. In FY05, the installation conducted an inventory of all sites suspected to contain munitions contamination for the Military Munitions Response Program (MMRP); no MMRP sites were identified.

FY10 IRP Progress

Brandywine DRMO continued to operate the groundwater treatment system, and monitored the results of the bioremediation. The installation continued to investigate potential groundwater contamination sources. The installation began a second set of substrate injections, which involved injecting directly into the subsurface groundwater. Brandywine DRMO began a five-year review report. The cost of completing environmental restoration has changed significantly due to changes in estimating criteria.

FY10 MMRP Progress

Brandywine DRMO has identified no MMRP sites.

Plan of Action

Plan of action items for Brandywine Defense Reutilization and Marketing Office are grouped below according to program category.

IRP

- Conduct the Defense Nonaqueous Phase Liquid source area investigation in FY11-FY12.
- Complete the five-year review report in FY11-FY12.

MMRP

There are no MMRP actions scheduled for FY11 or FY12.

IRP Site Status



FFID:	TX657172430300	IAG Status:	N/A	IRP Sites (Final RIP/RC):	18 (FY2002)
Location (Size):	San Antonio, Texas (1,309 acres)	Contaminants:	Thinners, pesticides, hydraulics fluids, VOCs, SVOCs, PAHs, PCBs, metals, fuels, POLs, cleaning solvents, paints	MMRP Sites (Final RIP/RC):	None
Mission:	Serve as host to the 311 Human System Wing, the USAF's agent for human-centered research, development, acquisition, and operational support	Media Affected:	Groundwater, Surface Water, Sediment, Soil	Five-Year Review Status:	Completed and planned
HRS Score:	N/A	Funding to Date:	\$ 8.7 million	IRP/MMRP Status Table:	Refer to page E-7-49
		Est. CTC (Comp Year):	\$ 2.2 million (FY2020)		

Introduction

Brooks Air Force Base (AFB) was established as Brooks Field in 1918 to train pilots. In 1948, Brooks Field was renamed Brooks AFB. In 1991, Brooks AFB was designated as the central location for the Air Force Center for Engineering and the Environment, one of several tenant organizations on base. In 1998, Air Force Materiel Command converted Brooks AFB from a center to the Air Force's only composite medical wing, the 311th Human Systems Wing. In 2002, the Air Force transferred Brooks AFB to the Brooks Development Authority, and the installation became Brooks City-Base, as part of a demonstration project in which the city undertook infrastructure responsibilities in exchange for business opportunities and community development. The 2005 BRAC Commission recommended closure of Brooks City-Base. In order to ensure continuous monitoring and improvement, the installation completed a five-year review report in FY05 and FY10.

Several area of concerns (AOC) and ten Installation Restoration Program (IRP) sites have been closed because no further cleanup action was required. The remaining IRP site continues to undergo cleanup. In FY05, Brooks City-Base conducted an inventory of sites suspected to contain munitions contamination for the Military Munitions Response Program (MMRP); no MMRP sites were identified.

FY10 IRP Progress

Brooks AFB documented closure of Operable Unit (OU) 1 and petitioned for closure of Fire Protection Training Area (FPTA) 2. The installation also monitored natural contaminant reduction at selected wells to supplement biostimulation data. In addition, the installation shut down the test recovery system to address containment consensus. Brooks AFB also completed the second five-year review report and redeveloped the screening interval at Monitoring Well 28.

FY10 MMRP Progress

Brooks City-Base has identified no MMRP sites.

Plan of Action

Plan of action items for Brooks City-Base are grouped below according to program category.

IRP

- Remove and close the gas station in FY11-FY12.
- Continue closure of OU 1 in FY11-FY12.
- Operate pump-and-treat system, if necessary, at OU 1 in FY11-FY12.

MMRP

There are no MMRP actions scheduled for FY11 or FY12.



FFID:	NC417302258000	Contaminants:	Battery acid, fuels, used oils, paints, thinners, PCBs, pesticides, metals, solvents, VOCs, SVOCs, radioactive materials	MMRP Sites (Final RIP/RC):	22 (FY2020)
Location (Size):	Jacksonville, North Carolina (151,000 acres)	Media Affected:	Groundwater, Surface Water, Sediment, Soil	Five-Year Review Status:	Underway
Mission:	Provide housing, training facilities, logistical support, and administrative supplies for Fleet Marine Force units	Funding to Date:	\$ 178.2 million	IRP/MMRP Status Table:	Refer to page E-6-123
HRS Score:	36.84; placed on NPL in October 1989	Est. CTC (Comp Year):	\$ 188.0 million (FY2058)		
IAG Status:	FFA signed in February 1991	IRP Sites (Final RIP/RC):	196 (FY2017)		

Introduction

Camp Lejeune Marine Corps Base (MCB) provides housing, training facilities, logistical support, and administrative supplies for Fleet Marine Force units and other assigned units. The installation also provides specialized schools and other training. Contaminants released from past storage and disposal operations have migrated to a shallow aquifer, several surface water bodies, and a deep aquifer used for drinking water. The potential risk to human health and the environment was significant enough for EPA to place the installation on the NPL in October 1989. In February 1991, DoD and EPA signed a federal facility agreement (FFA) to outline how they were going to proceed with cleanup. The installation formed a technical review committee in FY88, responsible for communicating cleanup progress with the community, and converted it to a Restoration Advisory Board in FY95. The installation completed a community relations plan in FY90. The installation placed its administrative record on the internet in FY00. Additionally, the installation finalized a community involvement plan in FY05, which was updated in FY10. To ensure continuous monitoring and improvement, the installation completed five-year review reports in FY99, FY05, and FY10.

To date, the installation has completed 39 Records of Decision (RODs), which selected cleanup actions for environmental restoration sites. In addition, Camp Lejeune MCB completed an interim final ROD for Site 69. In FY02, the installation conducted an inventory of all sites suspected to contain munitions contamination for the Military Munitions Response Program (MMRP); MMRP sites were identified.

FY10 IRP Progress

Camp Lejeune MCB completed removal actions for Sites 89 and 95. In addition, Camp Lejeune MCB signed the ROD, completed the design for cleanup, and began cleanup actions at Sites 35 and 73. The installation also continued long-term management at Sites 03, 06, 36, 78, 82, and 93. Camp Lejeune MCB also completed a five-year review report. The installation updated the community involvement plan. The cost of completing environmental restoration has changed significantly due to technical issues.

FY10 MMRP Progress

Camp Lejeune MCB completed preliminary assessments (PAs) and site inspections (SIs) at Unexploded Ordnance (UXO) Sites 01, 07, 08, 10, 11, 12, 14, and 17 through 20. The installation also closed 10 sites, identified 12 sites for expanded SIs, and identified 2 sites for remedial investigations (RIs).

Plan of Action

Plan of action items for Camp Lejeune Marine Corps Base are grouped below according to program category.

IRP

- Complete PA/SIs at 21 sites in FY11.
- Complete the feasibility study (FS) to evaluate cleanup alternatives for Site 88 in FY11.
- Continue operation and maintenance of cleanup systems at Sites 06, 35, 73, 78, 82, and 89 in FY11-FY12.
- Complete treatability studies for Sites 78 and 86 in FY11-FY12.
- Conduct human health and ecological risk assessments at Site 49 in FY11-FY12.
- Begin RI/FS for Site 96 in FY11-FY12.
- Begin the proposed cleanup plans and RODs for Sites 69, 86, 88, and 89 in FY11-FY12.
- Implement five-year review report recommendations in FY11-FY12.

MMRP

- Conduct expanded SIs at 12 sites in FY11-FY12.
- Conduct RIs at UXO Sites 06 and 08 in FY11-FY12.
- Start site closeout procedures for UXO Sites 01, 12, 18, and 20 in FY11-FY12.
- Begin PA/SI at UXO Sites 22, 23, and 24 in FY11-FY12.

IRP Site Status



MMRP Site Status



FFID:	CA917302353300	Contaminants:	Pesticides, herbicides, heavy metals, PCBs, VOCs, SVOCs, TCE	Five-Year Review Status:	Completed and planned
Location (Size):	Oceanside, California (250,000 acres)	Media Affected:	Groundwater, Surface Water, Sediment, Soil	IRP/MMRP Status Table:	Refer to page E-6-24
Mission:	Provide housing, training facilities, logistics support, and administrative support to Fleet Marine Force Units	Funding to Date:	\$ 227.3 million		
HRS Score:	33.79; placed on NPL in November 1989	Est. CTC (Comp Year):	\$ 92.9 million (FY2028)		
IAG Status:	FFA signed in October 1990	IRP Sites (Final RIP/RC):	209 (FY2017)		
		MMRP Sites (Final RIP/RC):	None		

Introduction

Camp Pendleton Marine Corps Base (MCB) provides housing, training facilities, logistics support, and administrative support to Fleet Marine Force Units. Environmental contamination at the installation resulted from maintenance of vehicles and equipment and support facilities, such as gas stations, hospitals, laundries, pest control services, and hobby shops. Sites at the installation include landfills, surface impoundments, pesticide storage areas, fire training areas, vehicle maintenance areas, and underground storage tanks (USTs). The potential risk to human health and the environment from detection of an herbicide (Silvex) in two groundwater wells used for drinking water was significant enough for EPA to place the installation on the NPL in November 1989. DoD and EPA signed a federal facility agreement (FFA) in October 1990 to outline how they would proceed with cleanup. In 2005, the BRAC Commission recommended Camp Pendleton MCB for realignment. In FY91, Camp Pendleton MCB formed a technical review committee responsible for communicating cleanup progress with the community. The installation prepared a community relations plan in FY92, which was updated in FY01. To ensure continuous monitoring and improvement, the installation completed five-year review reports in FY02, FY04, FY07, and FY09.

To date, the installation has completed five Records of Decision (RODs), which selected cleanup actions for environmental restoration sites. In FY02, the installation conducted an inventory of all sites suspected to contain munitions contamination for the Military Munitions Response Program (MMRP); no MMRP sites were identified.

FY10 IRP Progress

Camp Pendleton MCB continued cleanup actions at USTs in Areas 11 through 17, 21, 22, 24, 26, 43, 53, and 62. The installation also began groundwater treatment at Site 1D and pilot studies at Sites 21 and 1115. Camp Pendleton MCB also prepared an engineering evaluation and cost analysis, action memorandum, and cleanup work plan for Site 33, and submitted cleanup completion reports for Sites 1A and 1H. Additionally, the installation completed work plans and fieldwork for site inspections at Sites 1116, 1117, 1118, and a remedial investigation (RI) at Site 1114. The cost of completing environmental restoration has changed significantly due to technical issues.

FY10 MMRP Progress

Camp Pendleton MCB has identified no MMRP sites.

Plan of Action

Plan of action items for Camp Pendleton Marine Corps Base are grouped below according to program category.

IRP

- Continue cleanup actions at USTs in Area 11 through 16, 21, 22, 24, 26, 43, 53, and 62 in FY11-FY12.
- Begin cleanup at Site 33 in FY11-FY12.
- Prepare RIs and feasibility studies to evaluate cleanup alternatives for Sites 21 and 1115 in FY11-FY12.
- Prepare a ROD determining that no further cleanup actions are necessary for multiple sites in FY11-FY12.

MMRP

There are no MMRP actions scheduled for FY11 or FY12.

IRP Site Status



FFID:	CA957002455100	Contaminants:	Spent solvents, PCBs, POLs, pesticides, cyanide, cadmium, VOCs, SVOCs, metals	Five-Year Review Status:	Completed and planned
Location (Size):	Atwater, California (2,777 acres)	Media Affected:	Groundwater and Soil	IRP/MMRP Status Table:	Refer to page E-7-8
Mission:	Trained tanker crews and serviced KC-135 stratotanker	Funding to Date:	\$ 174.9 million		
HRS Score:	27.93; placed on NPL in July 1987	Est. CTC (Comp Year):	\$ 8.2 million (FY2044)		
IAG Status:	IAGs signed in 1989 and 2004	IRP Sites (Final RIP/RC):	261 (FY2006)		
		MMRP Sites (Final RIP/RC):	1 (FY2008)		

Introduction

Castle Air Force Base (AFB) formerly trained tanker crews and serviced KC-135 stratotanker. Castle AFB has identified landfills, underground storage tanks, discharge areas, chemical disposal pits, fire training areas, fuel spill areas, and polychlorinated biphenyl (PCB) spill areas at the installation. The potential risk to human health and the environment was significant enough for EPA to place Castle AFB on the NPL in July 1987. DoD and EPA signed interagency agreements (IAGs) in 1989 and 2004 to outline how they were going to proceed with cleanup. In July 1991, the BRAC Commission recommended closure of the installation and Castle AFB closed in September 1995. The installation formed a BRAC cleanup team in FY92 to develop a process for cleanup of sites at Castle AFB, and a Restoration Advisory Board in FY95 to discuss the installation's cleanup progress with the community. To ensure continuous monitoring and improvement, the installation completed five-year review reports in FY99, FY04, and FY09.

Castle AFB grouped restoration sites at the installation into three operable units (OUs): OUs 1 and 2 (groundwater), and the source control OU. Castle AFB has signed Records of Decision selecting cleanup for sites across the base, groundwater, OUs 1 and 2, Castle Vista, and all source control OU sites, which selected cleanup activities for these sites. The installation closed seven sites suspected to contain contamination for the Installation Restoration Program (IRP) and transferred all remaining property in FY07. In FY04, Castle AFB conducted an inventory of sites suspected to contain munitions contamination for the Military Munitions Response Program (MMRP); one MMRP site was identified.

FY10 IRP Progress

Castle AFB continued to pursue regulatory closure for six soil vapor extraction (SVE) sites. The installation also implemented enhanced groundwater, SVE, and landfill treatment and monitoring procedures.

Regulatory issues delayed closure of the SVE sites, which required additional sampling.

FY10 MMRP Progress

The installation conducted no MMRP actions.

Plan of Action


Plan of action items for Castle Air Force Base are grouped below according to program category.

IRP

- Continue to pursue regulatory closure for six SVE sites in FY11.
- Continue enhanced groundwater, SVE, and landfill cleanup actions in FY11-FY12.

MMRP

There are no MMRP actions scheduled for FY11 or FY12.



FFID: FL417002247400
Location (Size): Jacksonville, Florida (30,895 acres)
Mission: Provide facilities, services, and material support for maintenance of Naval weapons and aircraft
HRS Score: 31.99; placed on NPL in November 1989
IAG Status: FFA signed in October 1990

Contaminants: Waste fuel oil, solvents, heavy metals, halogenated aliphatics, phthalate esters, SVOCs, lead, VOCs
Media Affected: Groundwater, Surface Water, Sediment, Soil
Funding to Date: \$ 68.0 million
Est. CTC (Comp Year): \$ 10.4 million (FY2029)
IRP Sites (Final RIP/RC): 29 (FY2008)

MMRP Sites (Final RIP/RC): 2 (FY2019)
Five-Year Review Status: Completed and planned
IRP/MMRP Status Table: Refer to page E-6-53

Introduction

The Cecil Field Naval Air Station (NAS) supports the maintenance of Naval weapons and aircraft. Operations that caused contamination include equipment maintenance, storage and disposal of fuel and oil, fire training, and training on target ranges. The potential risk to human health and the environment was significant enough for EPA to place the installation on the NPL in November 1989. DoD and EPA signed a federal facility agreement (FFA) in November 1990 to outline how they were going to proceed with cleanup. In July 1993, the BRAC Commission recommended closure of this installation and relocation of its aircraft, personnel, and equipment to other stations. BRAC 1995 redirected associated bombing ranges to Jacksonville NAS, reducing the BRAC footprint at Cecil Field NAS to 17,225 acres. Formed in FY94, the installation converted its technical review committee responsible for communicating cleanup progress with the community to a Restoration Advisory Board in FY95. The installation also formed a BRAC cleanup team in FY94 to develop a process for the cleanup of sites. To ensure continuous monitoring and improvement, Cecil Field NAS completed five-year review reports in FY00 and FY05.

To date, the installation has signed 26 Records of Decision, which selected cleanup actions at environmental restoration sites. The installation also has found approximately 17,043 acres suitable to transfer and delisted approximately 16,584 of these acres from the NPL. Cecil Field NAS conducted an inventory of sites suspected to contain munitions contamination for the Military Munitions Response Program (MMRP); two MMRP sites were identified.

FY10 IRP Progress

Cecil Field NAS continued long-term management (LTM) at 35 sites and continued air sparging systems at Sites 36, 37, 59, and at the North Fuel Farm. The installation also found 20.5 acres to be suitable for transfer and signed the deed for these areas to the Jacksonville Aviation Authority. The cost of completing environmental restoration has changed significantly due to changes in estimating criteria.

FY10 MMRP Progress

Cecil Field NAS continued the site inspection at Unexploded Ordnance (UXO) 1. The installation also identified a new site (UXO 2) for the MMRP.

Plan of Action

Plan of action items for Cecil Field Naval Air Station are grouped below according to program category.

IRP

- Close the air sparging system at North Fuel Farm in FY11.
- Continue LTM at 33 sites in FY11.
- Continue air sparging systems at Sites 36, 37, and 59 in FY11-FY12.

MMRP

- Begin remedial investigation and feasibility study to evaluate cleanup alternatives for UXO 1 in FY11.
- Begin removal action at UXO 2 in FY11.

IRP Site Status



MMRP Site Status



FFID:	IL557002475700	Media Affected:	Groundwater, Surface Water, Sediment, Soil	IRP/MMRP Status Table:	Refer to page E-7-23
Location (Size):	Rantoul, Illinois (2,174 acres)	Funding to Date:	\$ 150.1 million		
Mission:	Served as technical training center and airport	Est. CTC (Comp Year):	\$ 9.7 million (FY2016)		
HRS Score:	Pending	IRP Sites (Final RIP/RC):	78 (FY2014)		
IAG Status:	N/A	MMRP Sites (Final RIP/RC):	13 (FY2011)		
Contaminants:	POLs, chlorinated solvents, metals, UXO, VOCs, SVOCs	Five-Year Review Status:	Completed and planned		

Introduction

Chanute Air Force Base (AFB) was one of five Air Training Command Technical Training Centers providing specialized training for officers, airmen, and civilian employees of the Air Force and other DoD agencies. Sites identified at the facility include landfills, fire training areas, oil-water separators, a petroleum sludge disposal pit, jet engine test cells, and underground storage tanks. The potential risk to human health and the environment was significant enough for EPA to propose the Operable Unit 2 portion of the installation be placed on the NPL in FY01. DoD and EPA signed an interagency agreement (IAG) in 1990 to outline how they were going to proceed with cleanup. In 1988, the BRAC Commission recommended Chanute AFB for closure. The installation signed a memorandum of understanding with the state of Illinois, and closure occurred in 1993. The majority of the installation has been leased to the Village of Rantoul for use as an airport. In FY94, Chanute AFB formed a BRAC cleanup team to develop a process for cleanup of contaminated sites, and formed a Restoration Advisory Board to discuss cleanup progress with the community. Chanute AFB updated the community relations plan in FY07.

There are 78 sites within the Installation Restoration Program (IRP) at Chanute AFB, which are divided into 59 sites regulated under CERCLA and 19 non-CERCLA sites. Chanute AFB has completed the remedial investigation phase for 77 of the 78 IRP sites. In concurrence with Illinois EPA, the installation closed 14 non-CERCLA sites, 111 former fuel storage tank sites, and 11 areas of concern prior to FY06. Between FY05 and FY09, the installation transferred 876 acres, primarily to the Village of Rantoul. Between FY07 and FY09, the installation completed five Records of Decision (RODs) determining that no further cleanup was required at 18 CERCLA sites. In FY04, Chanute AFB conducted an inventory of sites suspected to contain munitions contamination for the Military Munitions Response Program (MMRP); 13 MMRP sites were identified.

FY10 IRP Progress

Regulatory and administrative issues delayed 3 RODs addressing 22 sites, which furthermore delayed cleanup at 8 additional sites. Administrative issues also delayed the five-year review report and four decision documents (DDs) to select cleanup actions at four non-CERCLA sites.

FY10 MMRP Progress

Regulatory and administrative issues delayed the closure of the final two sites.

Plan of Action

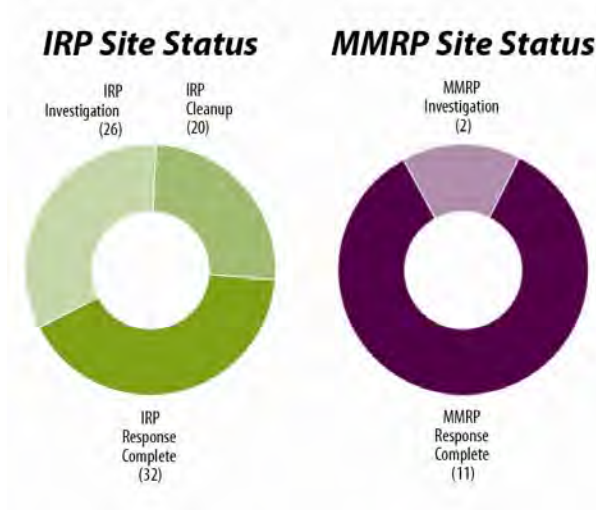
Plan of action items for Chanute Air Force Base are grouped below according to program category.

IRP

- Complete 7 RODs addressing 35 sites and 3 non-CERCLA DDs addressing 3 additional sites in FY11.
- Complete the five-year review report FY11.
- Complete construction of cleanup systems at 38 sites in FY11.
- Complete two RODs addressing six sites in FY12.
- Complete construction of cleanup systems at six sites in FY12.

MMRP

- Close the remaining sites in FY11.



FFID:	SC417002434300, SC417002757100, SC417002267000, SC417002425800, SC417002256000	IAG Status:	N/A	Est. CTC (Comp Year):	\$ 3.5 million (FY2021)
Location (Size):	Charleston, South Carolina (2,922 acres)	Contaminants:	POLs, solvents, petroleum hydrocarbons, SVOCs, VOCs, asbestos, cyanide, decontaminating agents, heavy metals, paints, PCBs, pesticides	IRP Sites (Final RIP/RC):	125 (FY2014)
Mission:	Repaired, maintained, and overhauled Navy ships	Media Affected:	Groundwater, Sediment, Soil	MMRP Sites (Final RIP/RC):	2 (FY2007)
HRS Score:	N/A	Funding to Date:	\$ 56.6 million	Five-Year Review Status:	This installation is not required to complete a five-year review report.
				IRP/MMRP Status Table:	Refer to page E-7-47

Introduction

The Charleston Naval Complex (Charleston NC) housed five major naval commands (Naval Shipyard, Naval Station, Naval Fleet and Industrial Supply Center, Fleet and Mine Warfare Training Center, and Naval Reserve Center) and several small organizations. In July 1993, the BRAC Commission recommended closure of Charleston NC; operational closure occurred on April 1, 1996. The installation converted its technical review committee which was formed in FY05 and responsible for communicating cleanup progress with the community into a Restoration Advisory Board in 1996. In 1994, CNC formed a BRAC cleanup team to develop a process for cleanup of sites at the installation. Concurrently, the State of South Carolina formed a local redevelopment agency. The installation updated its community relations plan in FY01.

The Navy divided transfer of Charleston NC's 2,922 acres into four phases; all transfers are complete. The installation completed the final economic development conveyance consisting of 436 acres via early transfer in 2005. Other significant transfers include the sale of 24 acres of the Chicora Tank Farm in 2004 and transfer of 1,677 acres to other federal entities. In FY02, Charleston NC conducted an inventory of sites suspected to contain munitions contamination for the Military Munitions Response Program (MMRP); two MMRP sites were identified.

FY10 IRP Progress

Charleston NC completed the RCRA facility investigation studies for the remaining sites. The installation also continued corrective measures at 7 sites, and monitored cleanup using natural processes at 14 sites.

Regulatory issues delayed the RCRA permit renewal.

FY10 MMRP Progress

Charleston NC completed and submitted the Final Explosives Hazard Assessment and Mitigation Measures Study for Areas of Concern 500 and 502.

Plan of Action


Plan of action items for Charleston Naval Complex are grouped below according to program category.

IRP

- Finalize RCRA permit with the South Carolina Department of Health and Environmental Control in FY11.
- Continue corrective measures at 7 sites and long-term management of cleanup at 14 sites in FY11.

MMRP

There are no MMRP actions scheduled for FY11 or FY12.



FFID: NC417302726100
Location (Size): Cherry Point, North Carolina (29,139 acres)
Mission: Maintain and operate support facilities; provide services and materials for marine aircraft
HRS Score: 70.71; placed on NPL in December 1994
IAG Status: FFA signed in January 2005 and January 2008

Contaminants: SVOCs, explosives, propellants, VOCs, PCBs, petroleum hydrocarbons, solvents, heavy metals
Media Affected: Groundwater, Surface Water, Sediment, Soil
Funding to Date: \$ 97.1 million
Est. CTC (Comp Year): \$ 95.6 million (FY2042)
IRP Sites (Final RIP/RC): 108 (FY2017)
MMRP Sites (Final RIP/RC): 3 (FY2019)

Five-Year Review Status: Completed and planned
IRP/MMRP Status Table: Refer to page E-6-123

Introduction

Cherry Point Marine Corps Air Station (MCAS) provides services and materials for marine aircraft. Military activities have resulted in environmental contamination at the installation. The potential risk to human health and the environment was significant enough for EPA to place the installation on the NPL in December 1994. DoD and EPA signed federal facility agreements (FFAs) in FY05 and FY08 to outline how they were going to proceed with cleanup. In 2005, the BRAC Commission recommended Cherry Point MCAS for realignment. Formed in FY91, the installation converted its technical review committee responsible for communicating cleanup progress with the community into a Restoration Advisory Board in FY95. In FY93, the installation formed two information repositories, and in FY95, completed a community relations plan. Cherry Point MCAS finalized its community involvement plan in FY05. To ensure continuous monitoring and improvement, the installation completed five-year review reports for eight sites in FY03 and FY08.

To date, the installation has completed 10 Records of Decision (RODs), which selected cleanup actions for 15 sites and determined that no further cleanup actions were necessary for 5 sites. In FY02, the installation conducted an inventory of all sites suspected to contain munitions contamination for the Military Munitions Response Program (MMRP); MMRP sites were identified.

FY10 IRP Progress

Cherry Point MCAS began design and started cleanup operations at Operable Unit (OU) 14 (Site 90). The installation also completed RODs determining that no further cleanup actions were necessary for OU 1 (Sites 14, 15, 17, 18, and 40). Cherry Point MCAS also completed a draft feasibility study (FS) to evaluate cleanup alternatives for the central groundwater plume at OU 1. The installation also completed Phase I of the vapor intrusion investigation for OU 1.

Administrative issues delayed the optimization study to identify opportunities for streamlining cleanup for groundwater at OU 2.

FY10 MMRP Progress

Cherry Point MCAS completed the site inspections (SIs) at Unexploded Ordnance (UXO) Sites 1 and 3.

Administrative issues delayed the completion of the SI at UXO Site 2.

Plan of Action

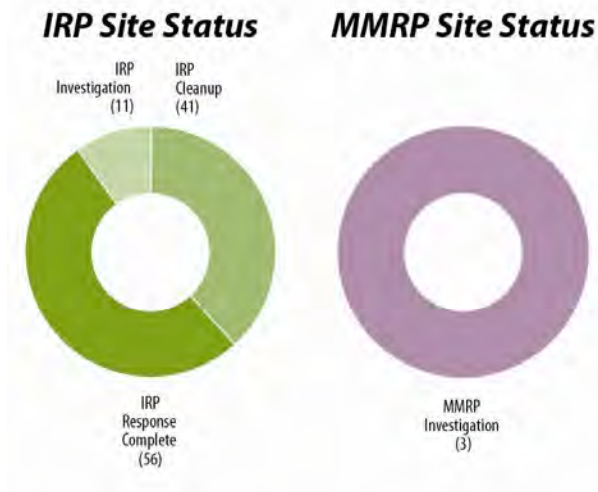
Plan of action items for Cherry Point Marine Corps Air Station are grouped below according to program category.

IRP

- Complete optimization study for groundwater at OU 2 in FY11.
- Finalize the FS and proposed plan for the central groundwater plume at OU 1 in FY11.
- Finalize the FS for OU 1 (Sites 16 and 83) in FY11.
- Complete proposed cleanup plan, revised ROD, and cleanup design for OU 2 (Site 10) in FY11.
- Perform Phase II of the vapor intrusion study and implement treatability study at OU 1 in FY11.
- Complete proposed cleanup plan and ROD for OU 1 (Sites 16 and 83) in FY12.

MMRP

- Complete the final focused remedial investigation, including surface removal, at Site 1 in FY11.
- Conduct watershed contaminant source pilot investigation at UXO Site 2 in FY11.
- Complete SI for UXO Site 2 in FY11.



FFID:	NE721382023400	Media Affected:	Groundwater and Soil	IRP/MMRP Status Table:	Refer to page E-6-105
Location (Size):	Hall County, Nebraska (4,020 acres)	Funding to Date:	\$ 75.1 million		
Mission:	Manufactured ammunition	Est. CTC (Comp Year):	\$ 15.2 million (FY2019)		
HRS Score:	51.3; placed on NPL in July 1987	IRP Sites (Final RIP/RC):	66 (FY2004)		
IAG Status:	FFA signed in December 1994	MMRP Sites (Final RIP/RC):	1 (FY2013)		
Contaminants:	Explosives and heavy metals	Five-Year Review Status:	Completed and planned		

Introduction

Cornhusker Army Ammunition Plant (AAP) is a former ammunition manufacturing facility. In FY83, the installation identified an explosives-contaminated groundwater area migrating off-site. The off-site contamination affected more than 250 private residences in Grand Island. In FY86 and FY95, the installation extended the Grand Island municipal water distribution system to all affected residences. The potential risk to human health and the environment was significant enough for EPA to place the installation on the NPL in July 1987. DoD and EPA signed a federal facility agreement (FFA) in July 1990, to outline how they were going to proceed with cleanup. In FY01, the installation completed the transfer of disposal responsibility for Cornhusker AAP from the Army Materiel Command to the U.S. Army Corps of Engineers. The community formed a local redevelopment authority in FY89. To ensure continuous monitoring and improvement, Cornhusker AAP completed a five-year review report in FY04.

To date, the installation has completed five Records of Decision, which selected cleanup actions at environmental restoration sites. In FY03, the installation conducted an inventory of sites suspected to contain munitions contamination for the Military Munitions Response Program (MMRP); one MMRP site was identified.

FY10 IRP Progress

Cornhusker AAP continued the injection program to accelerate cleanup at the groundwater explosives contaminated area, and continued to accelerate the operation of the cleanup system at Operable Unit (OU) 1.

Regulatory issues delayed approval of the Freon site inspection (SI) for No DoD Action Indicated and public transfer at four sites.

FY10 MMRP Progress

Cornhusker AAP began explosives removal and sampling at the open burning and open detonation (OB/OD) ground.

Technical issues delayed completion of the explosives removal and sampling at the OB/OD ground. Regulatory issues delayed the approval of the engineering evaluation and cost analysis (EE/CA) for the OB/OD ground.

Plan of Action

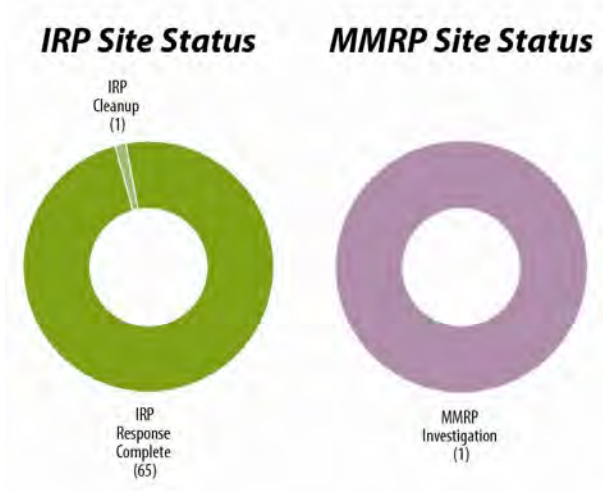
Plan of action items for Cornhusker Army Ammunition Plant are grouped below according to program category.

IRP

- Obtain regulatory approval of the Freon SI for No DoD Action Indicated and public transfer at four sites in FY11.
- Complete sampling at OU 3 in FY11.
- Continue injection program to accelerate cleanup at the groundwater explosives contaminated area in FY11-FY12.
- Continue to accelerate the operation of the cleanup system at OU 1 in FY11-FY12.

MMRP

- Obtain regulatory approval of EE/CA for OB/OD ground in FY11.
- Submit and receive approval of an addendum to the explosive safety submission for OB/OD ground in FY11.
- Continue the removal and destruction of explosives and soil sampling at the OB/OD ground in FY11-FY12.



FFID:	TX617002278600	Media Affected:	Sediment, Soil, Groundwater	IRP/MMRP Status Table:	Refer to page E-7-49
Location (Size):	Dallas, Texas (832 acres)	Funding to Date:	\$ 84.6 million		
Mission:	Served as a pilot training center	Est. CTC (Comp Year):	\$ 6.2 million (FY2018)		
HRS Score:	N/A	IRP Sites (Final RIP/RC):	47 (FY2007)		
IAG Status:	N/A	MMRP Sites (Final RIP/RC):	2 (FY2005)		
Contaminants:	VOCs, SVOCs, POLs, solvents, asbestos, heavy metals	Five-Year Review Status:	Completed and planned		

Introduction

Dallas Naval Air Station (NAS) served as a pilot training center. In July 1993, the BRAC Commission recommended closure of the Dallas NAS. The installation closed in September 1998. After the base was closed, operations transferred to Fort Worth NAS. A number of the industrial operations that supported the installation’s military mission contributed to contamination. In FY94, Dallas NAS formed a BRAC cleanup team to develop a process for cleanup of sites, and developed a BRAC cleanup plan with community input to prioritize sites requiring environmental restoration. The installation formed a Restoration Advisory Board (RAB) to discuss cleanup progress with the community, and established an information repository. The RAB adjourned in FY05. The installation established a local redevelopment authority and adopted a land reuse plan. During FY96, the installation completed a community relations plan.

The installation has completed a RCRA facility assessment, which identified solid waste management units and areas of concern. In FY02, the installation conducted an inventory of all sites suspected to contain munitions contamination for the Military Munitions Response Program (MMRP); two MMRP sites were identified.

FY10 IRP Progress

Dallas NAS continued monitoring at 12 groundwater contaminated areas.

FY10 MMRP Progress

The installation conducted no MMRP actions.

Plan of Action


Plan of action items for Dallas Naval Air Station are grouped below according to program category.

IRP

- Continue monitoring at 12 groundwater contaminated areas in FY11-FY12.
- Conduct survey of three groundwater contaminated areas in FY11-FY12.

MMRP

There are no MMRP actions scheduled for FY11 or FY12.



FFID:	RI117002203600	Contaminants:	Heavy metals, PCBs, pesticides, petroleum hydrocarbons, POLs, VOCs, SVOCs	Five-Year Review Status:	Completed and planned
Location (Size):	Davisville, Rhode Island (1,285 acres)	Media Affected:	Groundwater, Sediment, Soil	IRP/MMRP Status Table:	Refer to page E-6-143
Mission:	Provided mobilization support to Naval Construction Forces	Funding to Date:	\$ 66.5 million		
HRS Score:	34.52; placed on NPL in November 1989	Est. CTC (Comp Year):	\$ 15.5 million (FY2043)		
IAG Status:	FFA signed in March 1992	IRP Sites (Final RIP/RC):	25 (FY2014)		
		MMRP Sites (Final RIP/RC):	None		

Introduction

The Davisville Naval Construction Battalion Center (NCBC) provided mobilization support to Naval Construction Forces. Site types at the installation include landfills, solvent storage and disposal areas, transformer storage areas, spill areas, underground storage tanks, and fire training areas. Contaminants include solvents, polychlorinated biphenyls (PCBs), petroleum/oil/lubricants (POLs), and pesticides. The potential risk to human health and the environment was significant enough for EPA to place the installation on the NPL in November 1989. DoD and EPA signed a federal facility agreement (FFA) in March 1992 to outline how they were going to proceed with cleanup. In July 1991, the BRAC Commission recommended closure of the installation. Construction battalion training and mobilization activities transferred to the Naval Construction Battalion Center, Gulfport, Mississippi, and to the Naval Construction Battalion Center, Port Hueneme, California. The installation closed in April 1994. The installation established an administrative record and information repository in FY89. The installation converted its technical review committee, which was formed in FY88 and responsible for communicating cleanup progress with the community, to a Restoration Advisory Board in FY94. Also in FY94, the installation formed a BRAC cleanup team to develop a process for cleanup at Davisville NCBC. In FY95, a BRAC cleanup plan was completed to prioritize sites requiring environmental restoration, and in FY96 and FY97, the BRAC cleanup team prepared BRAC business plans and a community relations plan, respectively. To ensure continuous monitoring and improvement, the installation completed five-year review reports in FY03 and FY08.

The installation has completed three Records of Decision (RODs), which selected cleanup actions at environmental restoration sites. In addition, the installation has completed six No Further Action RODs, which determined no further cleanup activities were necessary. Davisville NCBC conducted an inventory of all sites suspected to contain munitions contamination for the Military Munitions Response Program (MMRP); no MMRP sites were identified.

FY10 IRP Progress

Davisville NCBC conducted fieldwork for the feasibility study (FS) to evaluate cleanup alternatives for Site 16. The installation also conducted long-term monitoring and landfill maintenance at Sites 7 and 9. In addition, Davisville NCBC received regulator concurrence that no further cleanup actions were necessary at Site EBS21. The cost of completing environmental restoration has changed significantly due to changes in estimating criteria.

Regulatory issues delayed the investigation of source areas at Site 7.

FY10 MMRP Progress

Davisville NCBC has identified no MMRP sites.

Plan of Action

Plan of action items for Davisville Naval Construction Battalion Center are grouped below according to program category.

IRP

- Conduct investigation of source areas at Site 7 in FY11.
- Complete FS, proposed cleanup plan, and ROD for soil and groundwater at Site 16 in FY11.
- Complete revision to long-term management sampling programs for Sites 7 and 9 in FY11.
- Conduct stressed vegetation evaluation at Site 9 in FY11-FY12.
- Continue long-term monitoring and landfill maintenance at Sites 7 and 9 in FY11-FY12.
- Complete risk evaluation, proposed cleanup plan, and ROD for soils at Sites 1 through 4 in FY11-FY12.

MMRP

There are no MMRP actions scheduled for FY11 or FY12.

IRP Site Status



FFID:	TN497152057000	Contaminants:	POLs, VOCs, pesticides, heavy metals, chlorinated solvents	Five-Year Review Status:	Completed and planned
Location (Size):	Memphis, Tennessee (642 acres)	Media Affected:	Groundwater and Soil	IRP/MMRP Status Table:	Refer to page E-7-48
Mission:	Stored and distributed clothing, food, medical supplies, electronic equipment, petroleum products, and industrial chemicals	Funding to Date:	\$ 59.4 million		
HRS Score:	58.06; placed on NPL in October 1992	Est. CTC (Comp Year):	\$ 0.0 million (FY2016)		
IAG Status:	FFA signed in March 1995	IRP Sites (Final RIP/RC):	116 (FY2010)		
		MMRP Sites (Final RIP/RC):	None		

Introduction

Defense Distribution Depot (DDD) Memphis stored and distributed clothing, food, medical supplies, electronic equipment, petroleum products, and industrial chemicals until FY97. Contamination resulted from leakage, spillage, disposal, and the normal application of pesticides. The potential risk to human health and the environment was significant enough for EPA to place the installation on the NPL in 1992. DoD, EPA, and the Tennessee Department of Environment and Conservation signed a federal facility agreement (FFA) in 1995 to outline how they were going to proceed with cleanup. In 1995, the BRAC Commission recommended closure of DDD Memphis. The BRAC cleanup team developed a BRAC cleanup plan with community input in FY96 to prioritize sites requiring environmental restoration. In FY93, the installation formed a Restoration Advisory Board (RAB) to discuss the installation's cleanup progress with the community. In FY98, DDD Memphis developed a community relations plan. In FY01 and FY02, the RAB received funding for technical assistance for public participation. To ensure continuous monitoring and improvement, the installation completed five-year review reports in FY03 and FY08.

DDD Memphis is divided into two areas: the Main Installation and Dunn Field. The installation divided all CERCLA sites and former underground storage tanks into four operable units. DDD Memphis has signed two Records of Decision (RODs), which selected cleanup actions for the Main Installation and Dunn Field. The installation amended the Dunn Field ROD in FY09. DDD Memphis has transferred 374 acres of the Main Installation and 41 acres of Dunn Field. In FY95, the installation conducted an inventory of sites suspected to contain munitions contamination for the Military Munitions Response Program (MMRP); one sit was identified.

FY10 IRP Progress

DDD Memphis completed documents finding the remainder of Dunn Field and the Main Installation suitable for transfer, and conducted public comment on the documents. The installation obtained EPA concurrence and Department of Army signature on the documents finding the remainder of Dunn Field and the Main Installation suitable for transfer, completing the transfer of all 642 acres of the Depot. Regulators approved operating

properly and successfully at the Main Installation and Dunn Field. The installation also completed construction and began operation of the off-depot groundwater cleanup action northwest of Dunn Field; annual inspections of land use controls, which restrict use of and access to the Main Installation and Dunn Field; a preliminary closeout report documenting that construction is complete for selected remedies at the installation; and abandonment of the Dunn Field groundwater and discharge system. DDD Memphis obtained BRAC cleanup team concurrence to adjourn.

DDD Memphis obtained RAB concurrence to adjourn and conducted the final RAB meeting.

DLA transferred Defense Distribution Depot Memphis to the Army in early FY11. The Army will report the cost-to-complete estimate in the FY11 annual report.

FY10 MMRP Progress

DDD Memphis has identified no sites suspected to contain munitions contamination for the Military Munitions Response Program (MMRP).

Plan of Action

Plan of action items for Defense Distribution Depot Memphis are grouped below according to program category.

IRP

- Complete closeout of the BRAC cleanup plan as part of the BRAC cleanup team adjournment process in FY11.
- Continue operating soil vapor extraction (SVE) remedy on Dunn Field and air sparge with SVE in the groundwater contaminated area west of Dunn Field in FY11-FY12.
- Conduct groundwater long term monitoring of groundwater at the Main Installation and Dunn Field in FY11-FY12.

MMRP

There are no MMRP actions scheduled for FY11 or FY12.



FFID:	CA997152083200	Media Affected:	Groundwater and Soil	IRP/MMRP Status Table:	Refer to page E-6-33
Location (Size):	Lathrop, California (724 acres)	Funding to Date:	\$ 81.4 million		
Mission:	Receive, store, and distribute supplies, materials, and equipment	Est. CTC (Comp Year):	\$ 101.8 million (FY2047)		
HRS Score:	42.24; placed on NPL in July 1987	IRP Sites (Final RIP/RC):	152 (FY2012)		
IAG Status:	IAG signed in March 1989	MMRP Sites (Final RIP/RC):	None		
Contaminants:	VOCs, heavy metals, POLs, TCE, pesticides	Five-Year Review Status:	Completed and planned		

Introduction

Defense Distribution Depot (DDD) San Joaquin, Sharpe Facility began operation in 1941 as a supply and maintenance center. Activities at the property have included overhauls, repairs, painting, paint stripping, metal finishing, and degreasing of aircraft and heavy construction equipment. Investigations have identified contaminated groundwater, soil, and building sites. The potential risk to human health and the environment was significant enough for EPA to place the installation on the NPL in July 1987. DoD and EPA signed an interagency agreement (IAG) in March 1989 to outline how they were going to proceed with cleanup. DDD San Joaquin, Sharpe Facility developed a community relations plan, which the installation updated in FY07. To ensure continuous monitoring and improvement, the installation completed five-year review reports in FY04 and FY09.

To date, DDD San Joaquin, Sharpe Facility has completed two Records of Decision (RODs), which selected cleanup actions for Operable Unit (OU) 1 groundwater cleanup in FY93 and the OU 2 soil cleanup in FY96.

FY10 IRP Progress

DDD San Joaquin, Sharpe Facility continued operations and maintenance (O&M) of groundwater treatment systems, associated compliance actions, and groundwater monitoring. The installation completed the third alternative pilot study technology evaluation. The installation also completed the work plan and installation of the soil vapor extraction (SVE) system at Site P-5A. The cost of completing environmental restoration has changed significantly due to regulatory issues and changes in estimating criteria.

Regulatory issues delayed the ROD amendment for OU 2. Administrative issues delayed the start of an engineering evaluation and cost analysis (EE/CA), proposed plan (PP), and a ROD amendment for OU 1.

The installation submitted an update to the 2007 community relations plan.

FY10 MMRP Progress

DDD San Joaquin, Sharpe Facility has identified no sites suspected to contain munitions contamination for the Military Munitions Response Program (MMRP).

Plan of Action

Plan of action items for Defense Distribution Depot San Joaquin, Sharpe Facility are grouped below according to program category.

IRP

- Complete ROD amendments for OUs 1 and 2 in FY11.
- Complete the feasibility study to evaluate cleanup alternatives, in place of the EE/CA, and a PP for OU 1 in FY11.
- Complete the community relations plan update in FY11.
- Continue operation of the SVE system at Site P-5A in FY11-FY12.
- Continue O&M of groundwater treatment, associated compliance actions, and groundwater monitoring in FY11-FY12.

MMRP

There are no MMRP actions scheduled for FY11 or FY12.



FFID:	CA997150682700	Contaminants:	Chlorinated solvents, heavy metals, pesticides, POLs, VOCs	Five-Year Review Status:	Completed, underway, and planned
Location (Size):	Tracy, California (908 acres)	Media Affected:	Soil and Groundwater	IRP/MMRP Status Table:	Refer to page E-6-34
Mission:	Store and distribute medical, textile, food, electronic, industrial, construction, chemicals, and other supplies and equipment	Funding to Date:	\$ 109.8 million		
HRS Score:	37.16; placed on NPL in August 1990	Est. CTC (Comp Year):	\$ 20.7 million (FY2024)		
IAG Status:	FFA signed in 1991	IRP Sites (Final RIP/RC):	75 (FY2012)		
		MMRP Sites (Final RIP/RC):	None		

Introduction

Defense Distribution Depot (DDD) San Joaquin, Tracy Facility stores and distributes supplies and equipment for DoD. Sites include burn and disposal pits, underground storage tanks, hazardous waste storage sites, and other contaminated areas. The installation identified contaminated on-site soil and groundwater, and off-site groundwater. The potential risk to human health and the environment was significant enough for EPA to place DDD San Joaquin, Tracy Facility on the NPL in 1990. DoD and EPA signed a federal facility agreement (FFA) in 1991 to outline how they were going to proceed with cleanup. The installation established a community relations plan in 1994, and updated it in FY04 and FY06. To ensure continuous monitoring and improvement, the installation completed a five-year review report in FY05.

To date, DDD San Joaquin, Tracy Facility has signed two Records of Decision (RODs): one selected cleanup actions for groundwater contamination, and the other selected cleanup actions for all sites at the installation.

FY10 IRP Progress

DDD San Joaquin completed the feasibility study to evaluate cleanup alternatives for the northwest corner of the North Depot Dieldrin Site, and completed a work plan to install and operate the soil vapor extraction (SVE) system at Solid Waste Management Unit (SWMU) 20. The installation prepared and submitted their a second five-year review draft report. The installation also conducted sampling at Area 1/Bldg 237 to determine if no further cleanup actions are necessary. The cost of completing environmental restoration has changed significantly due to regulatory issues and changes in estimating criteria.

Administrative issues delayed the completion of the proposed plan (PP) and ROD Amendment for the northwest corner of the North Depot Dieldrin Site. Technical issues delayed installation and operation of the SVE system at SWMU 20. Technical issues also delayed the completion of preliminary close out report for all sites.

FY10 MMRP Progress

The Tracy Site has not identified any sites suspected to contain contamination for the Military Munitions Response Program (MMRP).

Plan of Action

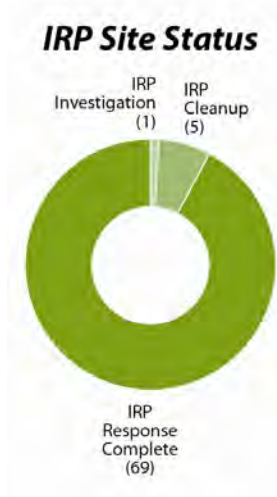
Plan of action items for Defense Distribution Depot San Joaquin, Tracy Facility are grouped below according to program category.

IRP

- Complete PP and ROD for northwest corner of the North Depot Dieldrin Site in FY11.
- Install and operate the SVE at the SWMU 20 in FY11.
- Complete second five-year review report in FY11.
- Complete the preliminary close out report for all sites in FY11.
- Implement the groundwater remedy at the northwest corner of the Depot in FY11.
- Implement the soil remedy at Building 237 in FY11.
- Finalize an explanation of significant differences with the ROD to address soil remedies in FY11.
- Perform vapor intrusion assessments at Areas 1, 2, and 3 to determine if cleanup is complete in FY11-FY12.

MMRP

There are no MMRP actions scheduled for FY11 or FY12.



FFID:	PA397154266500	HRS Score:	N/A	IRP Sites (Final RIP/RC):	48 (FY2003)
Location (Size):	Philadelphia, Pennsylvania (87 acres)	IAG Status:	N/A	MMRP Sites (Final RIP/RC):	None
Mission:	Procured and distributed food, clothing and textiles, medical supplies and equipment, and general and industrial items in support of the DoD military services, federal and civil agencies, and foreign countries; and to ensure military readiness	Contaminants:	POLs, PCBs, pesticides, asbestos	Five-Year Review Status:	This installation is not required to complete a five-year review report.
		Media Affected:	Groundwater and Soil	IRP/MMRP Status Table:	Refer to page E-6-138
		Funding to Date:	\$ 34.2 million		
		Est. CTC (Comp Year):	\$ 10.3 million (FY2015)		

Introduction

The mission of Defense Supply Center (DSC) Philadelphia (formerly Defense Personnel Support Center Site) was procurement and distribution of food, clothing and textiles, medical supplies and equipment, and general and industrial items. Sites include underground storage tanks, aboveground storage tanks, pesticide management areas, hazardous waste management areas, polychlorinated biphenyl (PCB)-containing transformers, asbestos-contaminated areas, and former railroad track areas. Studies have indicated that the contamination originated off-site and migrated onto DSC Philadelphia. In July 1993, the BRAC Commission recommended closure of the installation, and relocated its mission to the Naval Support Activity Philadelphia. DSC Philadelphia formed a BRAC cleanup team in FY94 to develop a process for the cleanup of sites. In FY95, the installation established a Restoration Advisory Board to discuss the installation's cleanup progress with the community. In FY05, the installation began to establish an administrative record.

The only Installation Restoration Program (IRP) site currently open and undergoing cleanup is the subsurface groundwater petroleum hydrocarbon-contaminated site, which lies under large portions of the installation and is managed by the Defense Energy Support Center. The installation closed five IRP sites in FY01, one IRP site in FY03, and three IRP sites in FY04. All other IRP sites, aside from the hydrocarbon-contaminated area, were closed prior to FY01.

FY10 IRP Progress

DSC Philadelphia conducted groundwater sampling in the shallow, intermediate and deep wells. The installation also continued to operate the vacuum-enhanced product recovery system.

Administrative issues delayed submission of the Pennsylvania Act 2 documentation including the public involvement plan, remedial investigation (RI) report, and final cleanup plan. Administrative issues also delayed operation of the cleanup system on the Philadelphia Housing Authority, and access agreements for the construction of new monitoring wells at the former Passyunk Homes Site.

FY10 MMRP Progress

DSC Philadelphia has identified no sites suspected to contain munitions contamination for the Military Munitions Response Program (MMRP).

Plan of Action

Plan of action items for Defense Supply Center Philadelphia are grouped below according to program category.

IRP

- Submit Pennsylvania Act 2 documentation including the public involvement plan, RI report, and final cleanup plan in FY11.
- Restart operation of the cleanup system on the Philadelphia Housing Authority Site in FY11.
- Obtain access agreements for the construction of new monitoring wells at the former Passyunk Homes Site in FY11.
- Replace the underground storage tank with an aboveground storage tank to complete system repair in FY11.
- Continue groundwater sampling in the shallow, intermediate and deep wells and install three deep wells in FY11.

MMRP

- There are no MMRP actions scheduled for FY10 or FY11.



FFID:	VA397152075100	Contaminants:	POLs, VOCs, PAHs, solvents, pesticides, metals, SVOCs	Five-Year Review Status:	Completed and planned
Location (Size):	Richmond, Virginia (565 acres)	Media Affected:	Groundwater, Surface Water, Sediment, Soil	IRP/MMRP Status Table:	Refer to page E-6-173
Mission:	Provide logistics support (aviation weapon system and environmental) for DoD	Funding to Date:	\$ 65.9 million		
HRS Score:	33.85; placed on NPL in July 1987	Est. CTC (Comp Year):	\$ 17.6 million (FY2035)		
IAG Status:	IAG signed in 1991	IRP Sites (Final RIP/RC):	32 (FY2012)		
		MMRP Sites (Final RIP/RC):	None		

Introduction

Defense Supply Center (DSC) Richmond provides aviation weapon systems and environmental logistics support for DoD. Petroleum/oil/lubricants (POLs), polyaromatic hydrocarbons (PAHs), chlorinated volatile organic compounds (VOCs), solvents, metals, and pesticides in the groundwater and soil are the primary contaminants at the installation. The potential risk to human health and the environment was significant enough for EPA to place the installation on the NPL in July 1987. DoD and EPA signed an interagency agreement (IAG) in 1991 to outline how they were going to proceed with cleanup. In FY02, the installation formed a Restoration Advisory Board to discuss cleanup progress with the community, and implemented a community relations plan. To ensure continuous monitoring and improvement, the installation completed five-year review reports in FY97, FY99, FY02, FY05, and FY08.

Sites have been grouped into 13 Operable Units (OUs). To date, DSC Richmond has signed nine Records of Decision (RODs), which selected cleanup actions for nine OUs. In FY04, the installation conducted an inventory of sites suspected to contain munitions contamination for the Military Munitions Response Program (MMRP); no MMRP sites were identified.

FY10 IRP Progress

DSC Richmond completed the feasibility study (FS) to evaluate cleanup alternatives for OU 7, and a proposed plan (PP) for OU 13. The installation completed construction of cleanup systems at OU 2, and an additional groundwater investigation at OU 8. The installation also completed the implementation plan and inspections for land use controls (LUCs), which restrict use of and access to all sites. The cost of completing environmental restoration has changed significantly due to regulatory issues and changes in estimating criteria.

Administrative issued delayed the completion of the FS for OU 6. Regulatory issues delayed completion of the ROD for OU 13.

FY10 MMRP Progress

DSC Richmond has identified no sites suspected to contain munitions contamination for the Military Munitions Response Program (MMRP).

Plan of Action

Plan of action items for Defense Supply Center Richmond are grouped below according to program category.

IRP

- Complete ROD for OU 3 in FY11.
- Complete FS and PP for OU 6 in FY11.
- Complete proposed cleanup plan for OU 7 in FY11-FY12.
- Complete the design for cleanup at OU 13 in FY11-FY12.
- Complete inspection and maintenance for the LUC implementation plan in FY11-FY12.

MMRP

There are no MMRP actions scheduled for FY11 or FY12.



FFID:	UT821382026500
Location (Size):	Tooele, Utah (19,364 acres)
Mission:	Plan and execute the storage and disposal of chemical weapons
HRS Score:	N/A
IAG Status:	N/A
Contaminants:	Solvents, heavy metals, explosives, VOCs

Media Affected:	Groundwater and Soil
Funding to Date:	\$ 24.9 million
Est. CTC (Comp Year):	\$ 128.1 million (FY2016)
IRP Sites (Final RIP/RC):	33 (FY2014)
MMRP Sites (Final RIP/RC):	6 (FY2016)
Five-Year Review Status:	Planned

IRP/MMRP Status Table: Refer to page E-6-164

Introduction

Deseret Chemical Depot (CD) opened in 1943 as a storage facility for chemical agents. The primary mission of Deseret CD is the storage, surveillance, and demilitarization of chemical ammunition, and to provide installation support for chemical weapons disposal at its two permitted treatment facilities: Tooele Chemical Agent Disposal Facility and Chemical Agent Munitions Disposal Systems. Tooele Chemical Agent Disposal Facility is a full-scale treatment facility with four incinerators used for various decontamination activities associated with chemical agents and munitions. Chemical Agent Munitions Disposal Systems is a research and development facility used to demonstrate technology for chemical munitions handling, disassembly, incineration, pollution control, and treatment of waste. The installation has tested and evaluated various alternatives to incineration for destruction of chemical and conventional munitions at the facility. Past operations and disposals at Deseret CD have resulted in various types of contaminants across the installation. Solvents, heavy metals, and explosives are the primary contaminants, with chemical agent breakdown products being detected at several sites. In 2005, the BRAC Commission recommended Deseret CD for closure after completion of its chemical demilitarization mission.

FY10 IRP Progress

Deseret CD completed groundwater monitoring, sampling, and analysis. The installation also completed a geophysical investigation at solid waste management unit (SWMU) 29. Deseret CD also awarded a contract for an investigation at the Sanitary Landfill (SWMU 26). The cost of completing environmental restoration has changed significantly due to technical issues.

Technical issues delayed completion of cleanup at SWMU 3 and updates to the Phase II investigation. Technical issues also delayed completion of the environment condition of property (ECP) report, which is delayed indefinitely based on the determination that the ECP may not be necessary for Deseret CD. Regulatory issues delayed completion of the soil gas study and soil vapor intrusion sampling at SWMU 19.

FY10 MMRP Progress

Deseret CD awarded a contract for the investigation at Combat Training Range (DCD-001-R-01) and Old Demolition Pit (DCD-004-R-01).

Technical issues delayed completion of the soil gas investigation at DCD 006-R-01; the investigation is delayed indefinitely while the installation determines the best method for investigation.

Plan of Action

Plan of action items for Deseret Chemical Depot are grouped below according to program category.

IRP

- Complete cleanup at SWMU 3 and update the Phase II investigation in FY11.
- Complete the soil gas study and soil vapor intrusion sampling at SWMU 19 in FY11.
- Continue site-wide groundwater sampling in FY11-FY12.
- Complete removal activities at SWMU 37 in FY11-FY12.

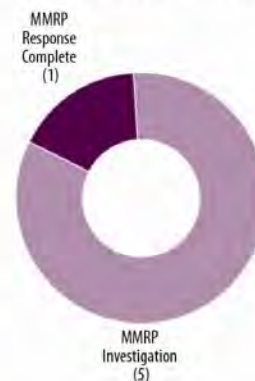
MMRP

- Conduct interim removal activities and investigation at DCD 002-R-01 and DCD 006-R-01 in FY11.
- Complete Final Work Plan for the investigation at DCD-001-R-01 and DCD-004-R-01 in FY11-FY12.

IRP Site Status



MMRP Site Status



FFID:	DE357182401000	Contaminants:	Solvents, VOCs, petroleum products, SVOCs, metals	Five-Year Review Status:	Completed and planned
Location (Size):	Dover, Delaware (3,730 acres)	Media Affected:	Groundwater, Surface Water, Sediment, Soil	IRP/MMRP Status Table:	Refer to page E-6-52
Mission:	Provide airlift support for troops, cargo, and equipment	Funding to Date:	\$ 89.7 million		
HRS Score:	35.89; placed on NPL in March 1989	Est. CTC (Comp Year):	\$ 16.7 million (FY2032)		
IAG Status:	FFA signed in August 1989	IRP Sites (Final RIP/RC):	60 (FY2007)		
		MMRP Sites (Final RIP/RC):	None		

Introduction

Dover Air Force Base (AFB) has provided airlift support for troops, cargo, and equipment since 1942. Contaminated site types include solvent spills, fire training areas, landfills, fuel spills, and leaks. Former waste management practices contaminated the shallow groundwater aquifer with petroleum products and volatile organic compounds (VOCs). The potential risk to human health and the environment was significant enough for EPA to place the installation on the NPL in March 1989. DoD and EPA signed a federal facility agreement (FFA) in August 1989 to outline how they were going to proceed with cleanup. To ensure continuous monitoring and improvement, the installation completed five-year review reports in FY03 and FY08.

To date, all of the sites have installed operational cleanup systems or require no further cleanup actions. The installation has signed 6 Records of Decision, selecting cleanup actions for 39 sites. In FY05, the installation conducted an inventory of sites suspected to contain munitions contamination for the Military Munitions Response Program (MMRP); no MMRP sites were identified.

FY10 IRP Progress

Dover AFB continued operations, maintenance, monitoring, and reporting of groundwater cleanup systems at 23 sites. The Air Force, the state of Delaware, and EPA signed cleanup completion reports, which enabled Dover AFB to close eight sites. The cost of completing environmental restoration has changed significantly due to changes in estimating criteria.

FY10 MMRP Progress

Dover AFB has identified no MMRP sites.

Plan of Action

Plan of action items for Dover Air Force Base are grouped below according to program category.

IRP

- Continue operations, maintenance, monitoring, and reporting of groundwater cleanup systems at 23 sites in FY11-FY12.

MMRP

There are no MMRP actions scheduled for FY11 or FY12.

IRP Site Status



FFID:	AR657002447300	Media Affected:	Groundwater, Sediment, Soil	IRP/MMRP Status Table:	Refer to page E-7-7
Location (Size):	Blytheville, Arkansas (3,401 acres)	Funding to Date:	\$ 31.0 million		
Mission:	Supported bomber and tanker aircraft operations	Est. CTC (Comp Year):	\$ 3.7 million (FY2061)		
HRS Score:	N/A	IRP Sites (Final RIP/RC):	16 (FY2013)		
IAG Status:	N/A	MMRP Sites (Final RIP/RC):	9 (FY2002)		
Contaminants:	POLs, VOCs, UXO, metals, SVOCs, petroleum hydrocarbons	Five-Year Review Status:	Completed and planned		

Introduction

Eaker Air Force Base (AFB) formerly supported bomber and tanker aircraft operations. Typical environmental site types include underground storage tanks, aboveground storage tanks, oil-water separators, petroleum/oil/lubricant (POL) spill sites, and landfills. Other sites include a fire training area, waste and material storage areas, an explosive ordnance disposal range, a small arms firing range, a trap and skeet range, a JP-4 jet fuel hydrant system, and a bulk fuel storage tank farm. In July 1991, the BRAC Commission recommended closure of Eaker AFB. The installation closed in December 1992. In FY94, the installation formed a BRAC cleanup team to develop a process for cleanup of sites. In FY97 and FY05, the BRAC cleanup team updated the BRAC cleanup plan, which prioritizes sites requiring environmental restoration. In FY94, the installation formed a Restoration Advisory Board (RAB) to discuss cleanup progress with the community. The RAB adjourned in FY00 due to successful cleanup efforts and declining community interest. Eaker AFB completed a community relations plan in FY95. To ensure continuous monitoring and improvement, Eaker AFB completed a five-year review report in FY06 and FY10.

Environmental studies have identified sites at Eaker AFB suspected to contain contamination for the Installation Restoration Program (IRP). EPA and Eaker AFB signed an administrative consent order indicating that 30 sites were subject to RCRA corrective action and would be addressed under a RCRA facility investigation. In FY99, the installation confirmed no further construction of cleanup systems was required at any IRP sites. The installation completed the deed for the 110-acre golf course and transferred a 155-acre parcel in FY00. In FY04, the installation conducted an inventory of sites suspected to contain munitions contamination for the Military Munitions Response Program (MMRP); MMRP sites were identified. In FY07, Eaker AFB finalized the closure of all MMRP sites.

FY10 IRP Progress

Eaker AFB completed a five-year review report. The installation also completed the annual long-term management (LTM) report. In addition, Eaker AFB reevaluated current operations of cleanup systems and continued cleanup systems operations and maintenance (O&M), LTM, and groundwater monitoring at four sites.

FY10 MMRP Progress

The installation conducted no MMRP actions.

Plan of Action

Plan of action items for Eaker Air Force Base are grouped below according to program category.

IRP

- Continue LTM, O&M, and groundwater monitoring in FY11-FY12.
- Implement recommendations from investigations at ST005, ST012 and SS003 in FY11-12.
- Continue free-product removal at SS003 in FY11-FY12.

MMRP

There are no MMRP actions scheduled for FY11 or FY12.

IRP Site Status



MMRP Site Status



FFID:	NJ217002217200	Media Affected:	Groundwater, Surface Water, Sediment, Soil	IRP/MMRP Status Table:	Refer to page E-7-35
Location (Size):	Colts Neck, New Jersey (11,134 acres)	Funding to Date:	\$ 33.0 million		
Mission:	Handle, store, renovate, and ship munitions	Est. CTC (Comp Year):	\$ 6.2 million (FY2037)		
HRS Score:	37.21; placed on NPL in August 1990	IRP Sites (Final RIP/RC):	69 (FY2011)		
IAG Status:	FFA signed in December 1990	MMRP Sites (Final RIP/RC):	1 (FY2005)		
Contaminants:	VOCs, SVOCs, heavy metals, hydrocarbons, petroleum products, explosives, propellants	Five-Year Review Status:	Completed and planned		

Introduction

Earle Naval Weapons Station handles, stores, renovates, and ships munitions. The sites include landfills, production areas, storage areas, maintenance areas, and disposal areas. Releases of volatile organic compounds (VOCs) and heavy metals from landfills and production areas have contaminated groundwater and soil at the installation. The potential risk to human health and the environment was significant enough for EPA to place the installation on the NPL in August 1990. DoD and EPA signed a federal facility agreement (FFA) in December 1990 to outline how they were going to proceed with cleanup. Formed in FY90, the installation converted its technical review committee responsible for communicating cleanup progress with the community to a Restoration Advisory Board in FY95. The installation completed a community relations plan in FY90, which was updated in FY98. The installation also established an information repository containing a copy of the administrative record. To ensure continuous monitoring and improvement, the installation completed five-year review reports in FY03 and FY08.

To date, the installation has completed Records of Decision (RODs), which selected cleanup actions at 21 environmental restoration sites. Earle Naval Weapons Station has also signed RODs which determined no further cleanup actions were necessary at 13 sites. The installation conducted an inventory of all sites suspected to contain munitions contamination for the Military Munitions Response Program (MMRP); one MMRP site was identified.

FY10 IRP Progress

Earle Naval Weapons Station began to establish Classification Exception Areas at Sites 3 through 6, 10, 13, 17, 19, and 26. The installation began RODs determining that no further cleanup actions were necessary at Sites 9, 41, and 46. For FY09, Earle completed a proposed cleanup plan, and prepared the work plan for a landfill cap, and ROD for Site 7.

FY10 MMRP Progress

Earle Naval Weapons Station conducted no MMRP actions.

Plan of Action


Plan of action items for Earle Naval Weapons Station are grouped below according to program category.

IRP

- Complete the one-time maintenance action, the ROD determining that no further cleanup actions are necessary, and construct the landfill cap at Site 7 in FY11.
- Continue to establish Classification Exception Areas at Sites 3 through 6, 10, 13, 17, 19, and 26 in FY11.
- Prepare feasibility studies to evaluate cleanup alternatives and RODs determining that no further cleanup action is necessary at Sites 9, 41, and 46 in FY11-FY12.

MMRP

There are no MMRP actions scheduled for FY11 or FY12.



FFID:	CA957172450400	Contaminants:	Waste oils, solvents, petroleum hydrocarbons, POLs, rocket fuel, potential CWM, metals, VOCs, SVOCs, PCBs	MMRP Sites (Final RIP/RC):	21 (FY2016)
Location (Size):	Kern County, California (301,000 acres)	Media Affected:	Groundwater, Surface Water, Sediment, Soil	Five-Year Review Status:	Planned for future
Mission:	Conduct aerospace research, development, testing, and evaluation, and provide support to United States and allies	Funding to Date:	\$ 407.7 million	IRP/MMRP Status Table:	Refer to page E-6-31
HRS Score:	33.62; placed on NPL in August 1990	Est. CTC (Comp Year):	\$ 993.7 million (FY2038)		
IAG Status:	FFA signed in 1990	IRP Sites (Final RIP/RC):	270 (FY2020)		

Introduction

Edwards Air Force Base (AFB) conducts aerospace research, development, testing, and evaluation. Decades of operational storage and use of hazardous materials have resulted in releases to soil and groundwater. Contaminants include waste oils, solvents, petroleum hydrocarbons, petroleum/oil/lubricants (POLs), rocket fuel, dioxin, furans, potential chemical warfare materiel, metals, volatile organic compounds (VOCs), semi-volatile organic compound (SVOCs), and polychlorinated biphenyls (PCBs). The potential risk to human health and the environment was significant enough for EPA to place the installation on the NPL in August 1990. DoD and EPA signed a federal facility agreement (FFA) in 1990 to outline how they were going to proceed with cleanup and set review process timeframes. In 2005, the BRAC Commission recommended Edwards AFB for realignment. In 1994, the installation formed a Restoration Advisory Board (RAB) to discuss cleanup progress with the community.

To date, studies have identified sites and areas of concern that are divided into 10 operable units (OUs). The installation has signed six Records of Decision (RODs), which selected cleanup actions for OUs 2, 3, 6, 7 (Chemical Warfare Material [CWM]), 4/9 (South Air Force Research Laboratory [AFRL]), and 4/9 (Soil and Debris). In 2002, Edwards AFB completed an inventory of sites suspected to contain munitions contamination for the Military Munitions Response Program (MMRP); MMRP sites were identified.

FY10 IRP Progress

Edwards AFB completed a Feasibility Study (FS) to evaluate cleanup alternatives for OU 7. The installation also completed a Proposed Plan (PP) for OU 7 (Site 3). Edwards AFB completed a cleanup work plan for OU 2 (Site 5/14), and vapor monitoring for indoor air at South AFRL. The installation completed soil cleanup at OU 4/9 and awarded a contract for the removal action and fieldwork for contaminated areas at OUs 5/10 (Site 231) and 7 (Sites 280, 294, and 339). The cost of completing environmental restoration has changed significantly due to regulatory and technical issues, and changes in estimating criteria.

Technical issues delayed the completion of the FSs to evaluate cleanup alternatives for OUs 5/10 and 9. Technical issues also delayed the completion of the PP for OU 1, and administrative issues delayed completion of the PP for OU 8 (Site 25). Technical issues delayed completion of the cleanup action work plans for OU 2 (Sites 76 and 86). Technical and administrative issues delayed completion of the ROD to select cleanup actions for OU 4/9 (AFRL, Arroyos Site).

The RAB held quarterly meetings.

FY10 MMRP Progress

Edwards AFB completed a site inspection (SI) for three Munitions Response Areas (MRAs) and began an expanded SI for two MRAs. The installation also began removal actions at Munition Response Sites (MRSs). Edwards AFB awarded a contract for a remedial investigation (RI).

Administrative issues delayed the completion of the RI.

The installation provided quarterly MMRP progress briefings to the RAB.

Plan of Action

Plan of action items for Edwards Air Force Base are grouped below according to program category.

IRP

- Complete FS for OU 9 (Northeast AFRL) in FY11.
- Complete PPs for OUs 1 and 2 (Site 29) in FY11.
- Complete ROD for OU 4/9 (AFRL, Arroyos Site) and OU 7 (Site 3) in FY11.
- Complete cleanup work plans for OU 2 (Sites 76 and 86) in FY11.
- Complete construction of cleanup systems at OU 2 (Sites 5/14, 76, 86) and landfill covers at OU 7 (Site 442) in FY11.
- Complete removal actions at OUs 5/10 (Sites 231 and 242), 7 (Sites 280, 294, and 339), and 8 (Sites 257, 299, and 300) in FY11.
- Complete cleanup work plan for OU 7 (Site 3), ROD amendment for OU 2 (Site 29), and a five-year review report for OU 4 (South AFRL) in FY12.
- Complete the PP for OU 7, revised FS for OU8, and FS and groundwater modeling for OU 8 (Site 25) in FY12.

MMRP

- Complete expanded SI for two MRAs in FY11.
- Complete surface clearance of three MRSs in FY11.
- Complete RI in FY11.

IRP Site Status



MMRP Site Status



FFID:	AK057302864600	Contaminants:	POLs, benzene, VOCs, SVOCs, PCBs, solvents, heavy metals	Five-Year Review Status:	Completed and planned
Location (Size):	Fairbanks, North Star Borough, Alaska (19,790 acres)	Media Affected:	Groundwater and Soil	IRP/MMRP Status Table:	Refer to page E-6-5
Mission:	Provide tactical air support to Pacific Air Forces	Funding to Date:	\$ 64.6 million		
HRS Score:	48.14; placed on NPL in November 1989	Est. CTC (Comp Year):	\$ 20.0 million (FY2032)		
IAG Status:	IAG signed in May 1991	IRP Sites (Final RIP/RC):	86 (FY2006)		
		MMRP Sites (Final RIP/RC):	None		

Introduction

The mission of Eielson Air Force Base (AFB) is to provide tactical air support to Pacific Air Forces. Sites include fire training areas, landfills, spill sites (SSs), aboveground storage tanks, underground storage tanks, and disposal pits. Primary contaminants affecting groundwater and soil are petroleum/oil/lubricants (POLs), benzene, and chlorinated solvents. Additional contaminants include heavy metals, volatile organic compounds (VOCs), and polychlorinated biphenyls (PCBs). The potential risk to human health and the environment was significant enough for EPA to place the installation on the NPL in November 1989. DoD and EPA signed an interagency agreement (IAG) in May 1991 to outline how they were going to proceed with cleanup. The 2005 BRAC Commission recommended Eielson AFB for realignment. In FY95, the installation converted its technical review committee, responsible for communicating cleanup progress with the community, into a Restoration Advisory Board (RAB). The RAB was combined with the RAB for a Formerly Used Defense site located near the Fairbanks in FY06. To ensure continuous monitoring and improvement, Eielson AFB completed five-year review reports in FY98, FY03, and FY08.

Eielson AFB cleanup sites are grouped into 6 operable units (OUs); 24 sites require no further cleanup actions. To date, the installation has signed six Records of Decision (RODs), which selected cleanup actions, for OUs 1 - 8. There are amendments to the RODs for OUs 2 - 5. In FY05, Eielson AFB conducted an inventory of sites suspected to contain munitions contamination for the Military Munitions Response Program (MMRP); no MMRP sites were identified.

FY10 IRP Progress

Eielson AFB conducted a groundwater treatment study at SS 57 and Waste Pit (WP) 45. The installation completed a risk evaluation for Garrison Slough, and site evaluations and a work plan for the base. Eielson AFB also conducted a source evaluation process Phase I investigation near Engineer Hill, and determined that no further cleanup actions are necessary. The installation installed a replacement water supply well at Well C. The cost of completing environmental restoration has changed significantly due to regulatory and technical issues.

FY10 MMRP Progress

The Air Force is reviewing its inventory of sites known or suspected of containing munitions for the MMRP.

Plan of Action

Plan of action items for Eielson Air Force Base are grouped below according to program category.

IRP

- Evaluate options for SS 57 and WP 45 in FY11.
- Propose plan of action at Site SER001-2008 in FY11.
- Conduct installation-wide groundwater monitoring in FY11.
- Prepare Quality Program Plan for Garrison Slough to determine effectiveness of continued removal of PCB-laden sediments in FY11.

MMRP

There are no MMRP actions scheduled for FY11 or FY12.

IRP Site Status



FFID:	CA917302320800	IAG Status:	FFA signed in October 1990	IRP Sites (Final RIP/RC):	25 (FY2015)
Location (Size):	Irvine, California (4,738 acres)	Contaminants:	Herbicides, SVOCs, heavy metals, TCE and other VOCs, petroleum hydrocarbons, PCBs, pesticides	MMRP Sites (Final RIP/RC):	None
Mission:	Served as the primary Marine Corps jet fighter facility on the West Coast; provide materials and support for Marine Corps aviation activities; provide housing for Marine Corps personnel	Media Affected:	Groundwater, Surface Water, Sediment, Soil	Five-Year Review Status:	Completed and planned
HRS Score:	40.83; placed on NPL in February 1990	Funding to Date:	\$ 156.3 million	IRP/MMRP Status Table:	Refer to page E-6-25
		Est. CTC (Comp Year):	\$ 59.4 million (FY2043)		

Introduction

EI Toro Marine Corps Air Station (MCAS) served as the primary Marine Corps jet fighter facility on the West Coast, providing materials and support for Marine Corps aviation activities. The potential risk to human health and the environment was significant enough for EPA to place the installation on the NPL in February 1990. DoD and EPA signed a federal facility agreement (FFA) in October 1990 to outline how they were going to proceed with cleanup. In July 1993, the BRAC Commission recommended closure of this installation with a transfer of its aircraft, personnel, equipment, and support to Miramar Naval Air Station and Camp Pendleton Marine Corps Base. In FY94, the installation formed a BRAC cleanup team to develop a process for cleanup of sites, and developed a BRAC cleanup plan to prioritize sites requiring environmental restoration. The technical review committee, which was responsible for communicating cleanup progress with the community, converted to a Restoration Advisory Board in FY94. In FY05, the installation updated its community relations plan. To ensure continuous monitoring and improvement, EI Toro MCAS completed a five-year review report in FY09.

To date, approximately 3,736 acres have been transferred or found suitable for transfer. The installation has completed 12 Records of Decision (RODs), which selected cleanup actions for environmental restoration sites. EI Toro MCAS also has signed RODs and obtained regulatory concurrence that no further cleanup action is necessary at 399 underground storage tank sites, 12 aerial-photography anomaly sites, and 12 aboveground storage tanks. In FY02, the installation conducted an inventory of sites suspected to contain munitions contamination for the Military Munitions Response Program (MMRP); no MMRP sites were identified.

FY10 IRP Progress

EI Toro MCAS continued cleanup at Sites 8 and 12 to achieve unrestricted use at these sites. The installation also obtained an operating properly and successfully designation for Site 24 and continued cleanup at Sites 3 and 5. Additionally, EI Toro MCAS completed a ROD and began the design for cleanup at Anomaly Area 3. The installation also began a pilot study for groundwater and a feasibility study to evaluate cleanup alternatives for groundwater at Sites 1 and 2. The installation completed some field activities for soil at Site 1 and continued long-term monitoring and associated documentation for Sites 2, 16, and 17.

FY10 MMRP Progress

EI Toro MCAS has identified no MMRP sites.

Plan of Action

Plan of action items for EI Toro Marine Corps Air Station are grouped below according to program category.

IRP

- Complete the cleanup completion report for Sites 8 and 12 in FY11.
- Complete the proposed plan for groundwater at Sites 1 and 2 in FY11.
- Continue long-term monitoring and associated documentation for Sites 2, 3, 5, 16, 17, 18, and 24 in FY11.
- Complete the cleanup design and work plan for Anomaly Area 3 in FY11.

MMRP

There are no MMRP actions scheduled for FY11 or FY12.



FFID:	SD857212464400	Contaminants:	Solvents (including TCE), POLs, lead, low-level radioactive waste, metals, VOCs, SVOCs	Five-Year Review Status:	Completed and planned
Location (Size):	Rapid City, South Dakota (4,858 acres)	Media Affected:	Soil and Groundwater	IRP/MMRP Status Table:	Refer to page E-6-149
Mission:	Maintain a combat-ready force capable of executing long-range bombardment operations	Funding to Date:	\$ 93.0 million		
HRS Score:	33.62; placed on NPL in August 1990	Est. CTC (Comp Year):	\$ 19.5 million (FY2022)		
IAG Status:	FFA signed in January 1992	IRP Sites (Final RIP/RC):	35 (FY2002)		
		MMRP Sites (Final RIP/RC):	1 (FY2003)		

Introduction

Ellsworth Air Force Base (AFB) maintains a combat-ready force capable of executing long-range bombardment operations. Site types include landfills, underground storage tanks, maintenance areas, a fire training area, and a low-level radioactive waste burial site. Groundwater and soil contamination resulted from releases of trichloroethylene (TCE), dioxin, furans, and petroleum/oil/lubricants (POLs) at these sites. The potential risk to human health and the environment was significant enough for EPA to place the installation on the NPL in August 1990. DoD and EPA signed a federal facility agreement (FFA) in January 1992 to outline how they were going to proceed with cleanup. In FY95, the base formed a Restoration Advisory Board to discuss the installation's cleanup progress with the community. To ensure continuous monitoring and improvement, the installation completed five-year review reports for 13 sites in FY00, FY05, and FY10.

To date, Ellsworth AFB has grouped sites into 12 operable units (OUs). The installation signed Records of Decision (RODs) for OUs 01 through 12, which selected cleanup actions at these sites. Two sites are not located on Ellsworth AFB: Other (OT) site 18 (Badlands Bombing Range) and Radioactive Waste (RW) site 27 (Sundance Portable Medium Power Plant [PM] 1 Reactor Site). In FY05, the installation updated its inventory of sites suspected to contain munitions contamination for the Military Munitions Response Program (MMRP); one MMRP site was identified.

FY10 IRP Progress

Ellsworth AFB continued long-term management (LTM) for RW 27 (Sundance PM 1 Reactor Site). The installation completed an engineering evaluation and cost analysis and awarded a contract and began cleanup of Unexploded Ordnance (UXO) at OT 18 (Badlands Bombing Range). The installation completed its third five-year review report; continued LTM and cleanup system optimization; and began a focused feasibility study (FS) to evaluate cleanup alternatives at OU 11. The cost of completing environmental restoration has changed significantly due to changes in estimating criteria.

Administrative issues delayed completion of the ROD to select cleanup activities for RW 27 (Sundance PM 1 Reactor Site).

FY10 MMRP Progress

There were no MMRP actions scheduled for FY10.

Plan of Action

Plan of action items for Ellsworth Air Force Base are grouped below according to program category.

IRP

- Complete the ROD and continue LTM at RW 27 (Sundance PM 1 Reactor Site) in FY11.
- Perform cleanup of UXO at OT 18 (Badlands Bombing Range) in FY11-12.
- Continue LTM and cleanup system optimization for groundwater at OU 11 in FY11-FY12.
- Complete the focused FS and ROD amendment for OU 11 in FY11-FY12.

MMRP

There are no MMRP actions scheduled for FY11 or FY12.

IRP Site Status



MMRP Site Status



FFID:	AK057302864900	Media Affected:	Groundwater, Surface Water, Sediment, Soil	IRP/MMRP Status Table:	Refer to page E-6-5
Location (Size):	Anchorage, Alaska (13,452 acres)	Funding to Date:	\$ 101.8 million		
Mission:	Serve as headquarters to the Alaskan Command	Est. CTC (Comp Year):	\$ 73.6 million (FY2038)		
HRS Score:	45.91; placed on NPL in August 1990	IRP Sites (Final RIP/RC):	136 (FY2012)		
IAG Status:	FFA signed in November 1991	MMRP Sites (Final RIP/RC):	7 (FY2019)		
Contaminants:	VOCs, SVOCs, POLs, solvents, PCBs, pesticides, heavy metals	Five-Year Review Status:	Completed and planned		

Introduction

Elmendorf Air Force Base (AFB) serves as headquarters to the Alaskan Command. Sites include old construction landfills (LFs), petroleum spill sites (SS), and underground storage tanks. The potential risk to human health and the environment was significant enough for EPA to place the installation on the NPL in August 1990. DoD and EPA signed a federal facility agreement (FFA) in November 1991 to outline how they were going to proceed with cleanup. The 2005 BRAC Commission recommended Elmendorf AFB for realignment. In FY92, the installation formed a Restoration Advisory Board (RAB) to discuss the installation's cleanup progress with the community. In FY97, the RAB revised its charter to focus on all environmental activities, and transitioned into a Community Advisory Board. In FY97, the installation also developed a community relations plan, which was revised in FY00. To ensure continuous monitoring and improvement, Elmendorf AFB completed five-year review reports in FY98, FY04, and FY09.

The FFA covers 38 sites, grouped into 6 operable units (OUs). An additional 42 sites are designated as petroleum/oil/lubricant (POL)-contaminated sources; Elmendorf AFB is performing cleanup activities under the State of Alaska cleanup regulations. To date, Elmendorf AFB has completed Records of Decision to select cleanup sites for OUs 1 through 6 and Disposal Pit (DP) 98. The installation conducted an inventory of sites suspected to contain munitions contamination for the Military Munitions Response Program (MMRP); MMRP sites were identified.

FY10 IRP Progress

Elmendorf AFB completed the cleanup requirements report for DP 98, and began Phase III remedial investigation (RI) fieldwork for SS 22. The installation continued the operations of the cleanup system at Fire Training Site 23 and the engineered wetland system at OU 5, and conducted annual debris removal at LF 04.

Technical issues delayed finalizing decision documents to select cleanup actions for Storage Tanks 36, 66, and 61. Regulatory issues delayed preparing the closure report for LF 02.

FY10 MMRP Progress

Elmendorf AFB completed a preliminary assessment/site investigation of potential environmental hazards at all MMRP sites.

Plan of Action

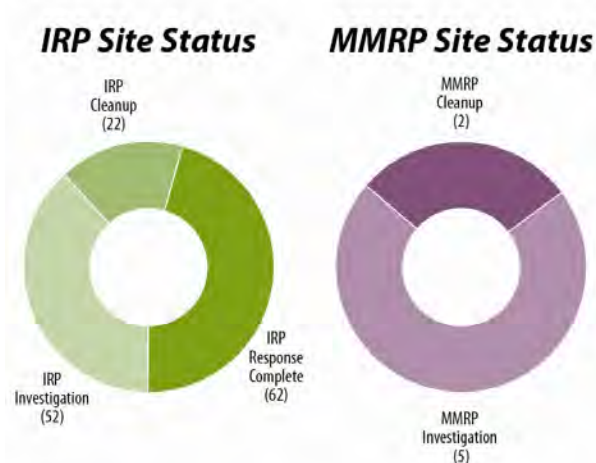
Plan of action items for Elmendorf Air Force Base are grouped below according to program category.

IRP

- Assume environmental restoration responsibilities from Fort Richardson in FY11.
- Complete optimization of engineered wetland system in FY11.
- Begin fourth five-year review report in FY12.
- Complete RI and feasibility study report to evaluate cleanup alternatives for SS 22 in FY12.

MMRP

- Conduct removal actions at Trap and Skeet Range 003 and Small Arms Range 001 in FY11.
- Conduct light detection and ranging survey in FY11.



FFID:	LA657002445200	Contaminants:	Industrial waste, spent solvents, fuels, waste oil, paints, pesticides, low-level radioactive waste, chlorine gas, PCBs, TCE, POLs, alkali, medical waste, VOCs, SVOCs, metals	IRP Sites (Final RIP/RC):	46 (FY2001)
Location (Size):	Alexandria, Louisiana (2,284 acres)	Media Affected:	Groundwater, Sediment, Soil	MMRP Sites (Final RIP/RC):	8 (FY2011)
Mission:	Supported flying operations for fighter and attack aircraft	Funding to Date:	\$ 38.7 million	Five-Year Review Status:	Completed and planned
HRS Score:	N/A	Est. CTC (Comp Year):	\$ 3.4 million (FY2055)	IRP/MMRP Status Table:	Refer to page E-7-27
IAG Status:	N/A				

Introduction

England Air Force Base (AFB) was established in 1943 and supported flying operations for various aircraft throughout its history. Sites identified at the installation include landfills, underground storage tanks, aboveground storage tanks, fire training areas, oil-water separators, a sewage treatment pond, a low-level radiation site, and gas training kit burial sites. In July 1991, the BRAC Commission recommended closure of England AFB and the installation closed in December 1992. The installation formed a BRAC cleanup team in FY93 to develop a process for cleanup of sites. The BRAC cleanup plan, developed with community input to prioritize sites requiring environmental restoration, was updated in FY95 and FY04. In FY94, the installation formed a Restoration Advisory Board (RAB) to discuss cleanup progress with the community. The RAB adjourned in FY00 due to lack of interest. To ensure continuous monitoring and improvement, the installation completed a five-year review report in FY08.

Environmental studies have identified sites suspected to contain contamination for the Installation Restoration Program (IRP). A RCRA facility assessment conducted in FY92 identified areas of concern and solid waste management units. To date, more than 1,700 acres have been transferred, primarily to the local redevelopment authority. In FY04, the installation conducted an inventory of sites suspected to contain munitions contamination for the Military Munitions Response Program (MMRP); MMRP sites were identified. Two additional MMRP sites were identified in FY08.

FY10 IRP Progress

England AFB completed the RCRA permit renewal and closed one petroleum site ahead of schedule. The installation prepared and reviewed the draft document finding the remaining 576 acres suitable for transfer.

Administrative issues delayed the finalization of the operating properly and successfully determination for Spill Site (SS) 045.

FY10 MMRP Progress

Administrative issues delayed the removal action of munitions and explosives of concern (MEC) at one site. Administrative

issues also delayed submittal of closure documentation for all MMRP sites to the Air Force Safety Center and the DoD Explosive Safety Board.

Plan of Action

Plan of action items for England Air Force Base are grouped below according to program category.

IRP

- Finalize the operating properly and successfully determination at SS 045 in FY11.
- Complete site inspection at three areas within the SS 045 groundwater contaminated area in FY11.
- Complete the property transfer of the remaining 576 acres in FY11.

MMRP

- Complete removal action of MEC at one site in FY11.
- Submit closure documentation for all MMRP sites to the Air Force Safety Center and the DoD Explosive Safety Board in FY11.

IRP Site Status



MMRP Site Status



FFID:	WY857212417900	Contaminants:	Oils, solvents, metals, acids, petroleum, explosives residues, pesticides, VOCs, SVOCs, PCBs, PAHs	MMRP Sites (Final RIP/RC):	None
Location (Size):	Cheyenne, Wyoming (5,866 acres)	Media Affected:	Groundwater, Surface Water, Soil	Five-Year Review Status:	Completed and planned
Mission:	Serve as host to the 90th Space Wing, which support missile and space launch operations	Funding to Date:	\$ 132.7 million	IRP/MMRP Status Table:	Refer to page E-6-181
HRS Score:	39.23; placed on NPL in February 1990	Est. CTC (Comp Year):	\$ 31.3 million (FY2036)		
IAG Status:	FFA signed in September 1991	IRP Sites (Final RIP/RC):	35 (FY2012)		

Introduction

F.E. Warren Air Force Base (AFB) serves as the host to the 90th Space Wing Support and missile and space launch operations. Restoration activities began at F.E. Warren AFB in FY84. Contaminants at this installation include oils, solvents, metals, acids, petroleum, explosive residues, volatile organic compounds (VOCs), semi-volatile organic compounds (SVOCs), polychlorinated biphenyls (PCBs), and polyaromatic hydrocarbons (PAHs). The potential risk to human health and the environment was significant enough for EPA to place the installation on the NPL in February 1990. DoD and EPA signed a federal facility agreement (FFA) in September 1991, which included 19 sites, to outline how they were going to proceed with cleanup. In FY05, three additional sites were added to the FFA. In FY95, F.E. Warren AFB formed a Restoration Advisory Board to discuss cleanup progress with the community. To ensure continuous monitoring and improvement, the installation completed five-year review reports in FY99, FY04, and FY09.

Remedial investigations have identified sites within 14 operable units and 5 investigative zones. The installation has signed Records of Decision (RODs), selecting cleanup actions for 20 sites; 11 sites required no further cleanup action. In FY05, the installation conducted an inventory of sites suspected to contain munitions contamination for the Military Munitions Response Program (MMRP); no MMRP sites were identified.

FY10 IRP Progress

The installation completed the feasibility study (FS) to evaluate cleanup alternatives for the closed firing ranges. The cost of completing environmental restoration has changed significantly due to technical issues and changes in estimating criteria.

Technical and regulatory issues delayed completion of the ROD to select cleanup actions for the closed firing ranges. Technical issues delayed completion of an additional ROD to select cleanup actions for and implementation of cleanup actions at Spill Site (SS) 08.

FY10 MMRP Progress

The Air Force is reviewing its inventory of sites known or suspected of containing munitions for the MMRP.

Plan of Action

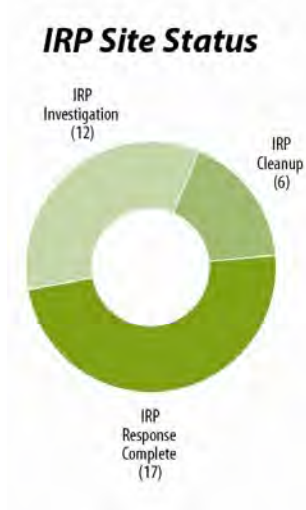
Plan of action items for F.E. Warren Air Force Base are grouped below according to program category.

IRP

- Complete the ROD and implement the design for cleanup for the closed firing ranges in FY11.
- Complete the FS, ROD, and the design for cleanup for SS 08 in FY11.

MMRP

There are no MMRP actions scheduled for FY11 or FY12.



FFID:	WA057212464700	chemicals, paints, thinners, pesticide residues, PCBs, VOCs, SVOCs, metals, radioactive materials, PAHs	MMRP Sites (Final RIP/RC):	10 (FY2014)	
Location (Size):	Spokane County, Washington (4,300 acres)		Five-Year Review Status:	Completed and planned	
Mission:	Provide aerial refueling and airlift services	Media Affected:	Groundwater, Surface Water, Sediment, Soil	IRP/MMRP Status Table:	Refer to page E-6-177
HRS Score:	31.98; placed on NPL in March 1989	Funding to Date:	\$ 64.2 million		
IAG Status:	FFA signed in March 1990	Est. CTC (Comp Year):	\$ 53.9 million (FY2029)		
Contaminants:	Solvents, fuels, electroplating chemicals, cleaning solutions, corrosives, photographic	IRP Sites (Final RIP/RC):	50 (FY2012)		

Introduction

Fairchild Air Force Base (AFB) provides aerial refueling and airlift services. Sites include contaminated fire training areas, landfills, radioactive waste sites, spill sites (SSs), waste pits (WPs), disposal pits, and ditches. The potential risk to human health and the environment was significant enough for EPA to place the installation on the NPL in March 1989. DoD and EPA signed a federal facility agreement (FFA) in March 1990 to outline how they were going to proceed with cleanup. The 2005 BRAC Commission recommended Fairchild AFB for realignment. In FY95, the installation formed a Restoration Advisory Board to discuss the installation's cleanup progress with the community. In FY00, a partial NPL delisting effort began with the Washington State Department of Ecology and EPA. The installation prepared 22 sites for removal from the NPL. To ensure continuous monitoring and improvement, the installation completed five-year review reports in FY01 and FY08.

Fairchild AFB has signed three Records of Decision (RODs), which selected cleanup actions for 28 sites. The installation conducted an inventory of sites suspected to contain munitions contamination for the Military Munitions Response Program (MMRP); ten MMRP sites were identified.

FY10 IRP Progress

Fairchild AFB began the proposed plan (PP) for WP 36. The cost of completing environmental restoration has changed significantly due to regulatory and technical issues.

Regulatory issues delayed the completion of the ROD to select cleanup actions, and the start of the design for and cleanup actions at SS 39. Technical issues delayed completion of the feasibility study (FS) to evaluate cleanup alternatives for WP 36.

FY10 MMRP Progress

Fairchild AFB performed an engineering evaluation and cost analysis for Skeet Range munitions response area (MRA), and awarded a contract to perform the Skeet Range MRA cleanup.

The installation also completed the site inspections at all remaining sites.

Plan of Action

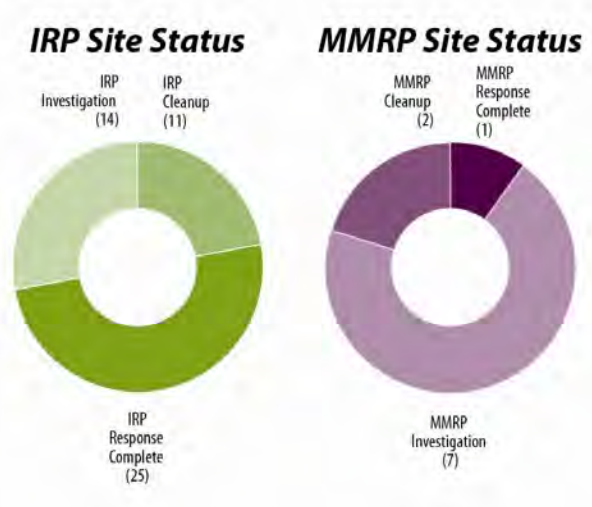
Plan of action items for Fairchild Air Force Base are grouped below according to program category.

IRP

- Complete the ROD, and begin the cleanup design for and cleanup actions at SS 39 in FY11.
- Complete the Priority Three (P3) PP and draft the P3 ROD in FY11.
- Complete the WP 36 FS and obtain regulatory approval in FY11-FY12.

MMRP

- Complete soil cleanup action for Skeet Range MRA in FY11.
- Obtain administrative closure determining that no further munitions response actions are necessary in FY11-FY12.



FFID:	WV39799F789200	Media Affected:	Groundwater and Soil	IRP/MMRP Status Table:	Refer to page E-7-56
Location (Size):	Nitro, West Virginia (12 acres)	Funding to Date:	\$ 0.7 million		
Mission:	Manufactured smokeless powder (private party operated a batch chemical plant)	Est. CTC (Comp Year):	\$ 0.2 million (FY2018)		
HRS Score:	36.3; placed on NPL in September 1983	IRP Sites (Final RIP/RC):	1 (FY2018)		
IAG Status:	None	MMRP Sites (Final RIP/RC):	1 (FY2004)		
Contaminants:	Organic and inorganic chemicals, metals, dioxin	Five-Year Review Status:	This installation is not required to complete a five-year review report.		

Introduction

Fike-Artel Chemical is part of a 16,000-acre former government plant (Powder Plant "C") that manufactured smokeless powder. Environmental restoration sites are grouped into five operable units (OUs): disposal of storage tank and drum contents (OU 1); decontamination and disposal of storage tanks, surface drums, and aboveground structures (OU 2); removal of buried drums (OU 3); remedial investigation (RI) and feasibility study efforts to evaluate cleanup alternatives in groundwater and soil (OU 4); and RI of the cooperative sewage treatment plant (OU 5). The potential risk to human health and the environment was significant enough for EPA to place the property on the NPL in September 1983. Numerous potentially responsible parties (PRPs), responsible for cleanup, and commonly referred to as "the Trust," finance and perform some of the cleanup actions at the property.

In FY96, the Army conducted an inventory of sites suspected to contain munitions contamination for the Military Munitions Response Program (MMRP); one MMRP site was identified.

FY10 IRP Progress

The United States Army Corps of Engineers monitored the Trust's progress and processed payment requests to the Department of Justice for reimbursement costs.

FY10 MMRP Progress

The installation conducted no MMRP actions, and there are no further MMRP actions planned at this property.

Plan of Action


Plan of action items for Fike-Artel Chemical are grouped below according to program category.

IRP

- Continue to process payment requests to the Department of Justice for reimbursement costs in FY11.

MMRP

There are no MMRP actions scheduled for FY11 or FY12.



FFID:	VA39799F156700	Media Affected:	Groundwater, Surface Water, Sediment, Soil	IRP/MMRP Status Table:	Refer to page E-6-173
Location (Size):	Suffolk, Virginia (975 acres)	Funding to Date:	\$ 48.7 million		
Mission:	Served as ordnance depot	Est. CTC (Comp Year):	\$ 47.3 million (FY2023)		
HRS Score:	70.0; placed on NPL in July 1999	IRP Sites (Final RIP/RC):	12 (FY2019)		
IAG Status:	IAG negotiations on hold with EPA concurrence	MMRP Sites (Final RIP/RC):	1 (FY2023)		
Contaminants:	TNT, solvents, fuels, pesticides, heavy metals, MEC, SVOCs, VOCs, propellants, explosives	Five-Year Review Status:	This installation is not required to complete a five-year review report.		

Introduction

The Army acquired the Former Nansemond Ordnance Depot (Nansemond) between 1917 and 1929 and used the Depot from World War I until November 1950, leasing the property to the Navy. In 1960, the Army transferred the property to the Beazley Foundation, Inc. Nansemond covers approximately 975 acres and is located in Suffolk, Virginia at the convergence of the James and Nansemond rivers. The current list of landowners at Nansemond includes: Tidewater Community College (TCC); the General Electric Company; Ashley Capital; Dominion Lands, Inc.; Bridgeway LP; Suffolk Towers; SYSCO Food Services; Hampton Roads Sanitation District; Lockheed Martin; the City of Suffolk Industrial Development Authority; and the Virginia Department of Transportation. Contaminants identified at the property include TNT, fuels, heavy metals, volatile organic compounds (VOCs), solvents, pesticides, and munitions and explosives of concern. The potential risk to human health and the environment was significant enough for EPA to place the property on the NPL in July 1999. A federal facility agreement (FFA) is currently under negotiation between DoD and EPA to outline how they are going to proceed with cleanup. EPA delisted the impregnite kit area soils from the NPL in FY03. In FY97, Nansemond held its first Restoration Advisory Board meeting to discuss cleanup progress with the community.

To date, the U.S. Army Corps of Engineers (USACE) has signed two Records of Decision and one Decision Document, which determined that no further cleanup actions were necessary at 14 project sites.

FY10 IRP Progress

USACE continued remedial investigations (RIs) and feasibility studies (FSs) to evaluate cleanup alternatives at Horseshoe Pond, James River Beach Front, Nansemond River Beach Front, TNT Area, and The Main Burning Ground. USACE also began the site inspection (SI) for TCC Lake and J Lake; an Arsenic Investigation at Area of Concern (AOC) 22; and new RI activities at AOC 10 (Track G Magazine Line), AOC 11 (Track H and I Magazine Lines), and the impregnation kit area. USACE completed a soil and groundwater background investigation report.

Regulatory issues delayed completion of the SI for TCC Lake, and completion of the RI/FSs at Horseshoe Pond, James River Beachfront, and the Main Burning Ground. Regulatory issues also delayed completion of the proposed plans (PPs) at Horseshoe Pond, James River Beachfront, and the Main Burning Ground. Regulatory and technical issues delayed completion of the FS at the Nansemond River Beachfront and TNT Area.

FY10 MMRP Progress

USACE began a shoreline geophysics investigation.

Regulatory issues delayed the completion of a comprehensive SI for all remaining areas of Nansemond, an SI for J Lake and TCC Lake, and an FS for shoreline stabilization at James River Beachfront.

Plan of Action

Plan of action items for Former Nansemond Ordnance Depot are grouped below according to program category.

IRP

- Complete SI for TCC Lake in FY11.
- Complete PPs at Horseshoe Pond, James River Beachfront, and the Main Burning Ground in FY11.
- Complete RIs at AOC 10 (Track G Magazine Line) and and AOC 11 (Track H and I Magazine Lines) in FY11-FY12.
- Complete RI/FSs at the TNT Area, James River Beachfront, Horseshoe Pond, Nansemond River Beachfront, and Main Burning Ground in FY11-FY12.

MMRP

- Complete Comprehensive SI for all remaining areas of Nansemond in FY11.
- Complete an SI for J Lake and TCC lake in FY11.
- Complete an FS for shoreline stabilization at James River Beachfront in FY11.
- Conduct MMRP RI on the shoreline in FY11-FY12.

IRP Site Status



MMRP Site Status



FFID:	MO79799F034700	HRS Score:	50.00; placed on NPL in October 1999	IRP Sites (Final RIP/RC):	3 (FY2003)
Location (Size):	Newton County, Missouri (42,786 acres)	IAG Status:	None	MMRP Sites (Final RIP/RC):	1 (FY2006)
Mission:	Served as World War II Signal Corps training facility; Korean conflict-era reception station; disciplinary barracks; Atlas missile rocket engine manufacture and testing facility; and jet engine and component manufacture and repair facility	Contaminants:	VOCs, TCE, carbon tetrachloride	Five-Year Review Status:	This installation is not required to complete a five-year review report.
		Media Affected:	Groundwater	IRP/MMRP Status Table:	Refer to page E-7-32
		Funding to Date:	\$ 2.5 million		
		Est. CTC (Comp Year):	\$ 0.6 million (FY2006)		

Introduction

The Army used the former Fort Crowder during World War II as a Signal Corps training center and again during the Korean conflict as a reception station. The property is located near the City of Neosho, in southwestern Missouri. In 1956, the Army transferred approximately 3,650 acres to the Air Force for the establishment of Air Force Plant 65. Approximately 4,360 acres were leased to the Missouri National Guard for a training facility, known as Camp Crowder. Air Force Plant 65 operated until 1968 as an Atlas missile manufacturing and testing facility and, until 1980, as a jet engine overhaul and testing facility. The potential risk to human health and the environment was significant enough for EPA to place the property on the NPL in October 1999. In FY99, the U.S. Army Corp of Engineers (USACE) signed two administrative orders on consent for removal actions.

In FY05, USACE conducted an inspection of all sites suspected to contain munitions contamination for the Military Munitions Response Program (MMRP), MMRP sites were identified.

FY10 IRP Progress

USACE continued technical and legal support to the Department of Justice. USACE continued monitoring the potentially responsible parties (PRP's) execution of the pre-remedial investigation (RI), feasibility study (FS) to evaluate cleanup alternatives, and three removal actions.

FY10 MMRP Progress

USACE completed a draft proposed plan and will prepare a decision document (DD) to select cleanup actions for the chemical warfare materiel (CWM) site. USACE also continued long-term management (LTM) of the CWM site.

Plan of Action


Plan of action items for Fort Crowder are grouped below according to program category.

IRP

- Continue technical and legal support to the Department of Justice in FY11-FY12.
- Continue monitoring the PRP's execution of the pre-RI, FS, and three removal actions in FY11-FY12.

MMRP

- Complete DD for CWM site in FY11.
- Continue LTM of the CWM site in FY11.



FFID:	MD321162026700	HRS Score:	49.52; placed on NPL in April 2009	IRP Sites (Final RIP/RC):	44 (FY2015)
Location (Size):	Frederick County, Maryland (1,212 acres)	IAG Status:	N/A	MMRP Sites (Final RIP/RC):	None
Mission:	Supports a multi-governmental community that conducts biomedical research and development, medical materiel management, worldwide communications, and the study of foreign plant pathogens	Contaminants:	VOCs, metals, biological materials, radionuclides	Five-Year Review Status:	Complete and underway
		Media Affected:	Groundwater, Surface Water, Soil	IRP/MMRP Status Table:	Refer to page E-6-90
		Funding to Date:	\$ 51.1 million		
		Est. CTC (Comp Year):	\$ 11.1 million (FY2021)		

Introduction

Fort Detrick is a premier quad-services installation committed to excellence. As an Army Medical Installation, it is home to the United States Army Medical Research and Materiel Command, the National Cancer Institute, and 37 mission partners. The primary missions include biomedical research and development, medical materiel management and global telecommunications. Fort Detrick currently houses the National Interagency Confederation for Biological Research and National Interagency Biodefense Campus. The installation supports approximately 8,800 military, civilian, and contractor employees conducting biomedical research and development, medical materiel management, and communications. Identified restoration sites include 12 disposal and landfill (LF) areas, 10 buildings, 4 storage areas, 4 storage tank sites, 2 contaminated groundwater sites, 2 wash racks, a sewer line, a sewage treatment plant, a small arms range, a burn area, burn/open detonation area, and 4 other areas. Contaminants identified at the site include volatile organic compounds (VOCs), biological materials, metals, and radionuclides. The environmental investigations of former operations that have caused groundwater contamination at Fort Detrick have been ongoing since 1992, when the installation first identified off-post groundwater contamination. The potential risk to human health and the environment was significant enough for EPA to place the Area B groundwater site on the NPL in April 2009. Fort Detrick established a Restoration Advisory Board to discuss cleanup progress with the community in June 1993.

To date, Fort Detrick has completed cleanup or determined no further action is necessary at 35 of the 42 waste sites identified at Areas A, B, and C. The remaining seven sites are located in Area B. LF caps are being constructed on six of the seven sites. The only remaining open site at Fort Detrick is Area B Groundwater.

FY10 IRP Progress

Fort Detrick finalized the remedial investigation (RI) workplan and awarded a contract for Area B groundwater. The installation also completed construction and began long-term management of six LF caps in Area B, and continued sampling residential wells and provided alternate water supplies to five residential locations. Fort Detrick began a five-year review report for the wastewater treatment plant in Area C and the 568 trichloroethylene (TCE) spill site in Area A, and began an Archival Search Report for previously unknown historical activities. The archive search resulted in a preliminary assessment for the historical testing of herbicides at Areas A and B.

Regulatory issues delayed the start of fieldwork for the Area B groundwater RI. Administrative issues delayed completion of the five-year review report for the wastewater treatment plant in Area C and the 568 TCE spill site in Area A.

FY10 MMRP Progress

Fort Detrick has identified no sites suspected to contain munition contamination for the Military Munitions Response Program (MMRP).

Plan of Action

Plan of action items for Fort Detrick are grouped below according to program category.

IRP

- Begin fieldwork for the Area B groundwater RI, and complete a feasibility study to evaluate cleanup alternatives for the area in FY11.
- Complete five-year review report for the wastewater treatment plant in Area C and the 568 TCE spill site in Area A in FY11.
- Complete the archival search report and the preliminary assessment for the historical outdoor herbicide testing in FY11.

MMRP

There are no MMRP actions scheduled for FY11 or FY12.



FFID:	MA121042027000	Media Affected:	Sediment and Groundwater	IRP/MMRP Status Table:	Refer to page E-6-93
Location (Size):	Fort Devens, Massachusetts (9,302 acres)	Funding to Date:	\$ 153.4 million		
Mission:	Supported Reserve component training	Est. CTC (Comp Year):	\$ 27.4 million (FY2042)		
HRS Score:	42.24; placed on NPL in November 1989	IRP Sites (Final RIP/RC):	76 (FY2018)		
IAG Status:	IAG signed in November 1991	MMRP Sites (Final RIP/RC):	12 (FY2011)		
Contaminants:	VOCs, heavy metals, petroleum products, PCBs, pesticides, herbicides, explosive compounds	Five-Year Review Status:	Completed and planned		

Introduction

Prior to closure in July 1991, Fort Devens supported Reserve component training. Identified sites included landfills (LFs), vehicle and equipment maintenance and storage yards, the Defense Reutilization and Marketing Office scrap yard, motor pools, and underground storage tanks. Investigations revealed soil and groundwater contamination. The potential risk to human health and the environment was significant enough for EPA to place the installation on the NPL in 1989. DoD and EPA signed a federal facility agreement (FFA) in November 1991 to outline how they were going to proceed with cleanup. In July 1991, the BRAC Commission recommended closure of Fort Devens. In FY96, the Army closed Fort Devens and replaced it with the Devens Reserve Forces Training Area, which assumed the Army mission. The Devens Reserve Forces Training Area is also referred to as Fort Devens. In FY94, the installation formed a BRAC cleanup team to develop a process for cleanup of sites. In 2005, the BRAC Commission recommended Fort Devens for realignment. In FY94, the installation formed a Restoration Advisory Board to discuss cleanup progress with the community. To ensure continuous monitoring and improvement, Fort Devens completed five-year review reports in FY00 and FY05.

To date, DoD and EPA have signed multiple Records of Decision (RODs) and decision documents, which selected cleanup actions at 30 environmental and 294 restoration sites respectively. The Army, EPA, and the State have determined that no further cleanup actions were necessary at multiple sites. To date, the Army has conveyed 2,902 acres to the local redevelopment authority; 22 acres to the U.S. Department of Labor; 222 acres to the U.S. Bureau of Prisons; and 836 acres to the U.S. Fish and Wildlife Service. In FY03, the installation conducted an inventory of all sites suspected to contain munitions contamination for the Military Munitions Response Program (MMRP); MMRP sites were identified.

FY10 IRP Progress

Regulatory issues delayed completion of the remedial investigation (RI) report for Area of Concern (AOC) 72. Administrative issues delayed completion of the final feasibility study (FS) to evaluate cleanup alternatives for Shepley's Hill LF. Administrative issues also delayed completion of the pesticide-contaminated soil cleanup at the former housing areas.

FY10 MMRP Progress

Administrative issues delayed completion of the draft site inspection (SI) report for Munitions and Explosives of Concern (MEC) at Oak/Maple Housing Area. Administrative issues also delayed completion of the SI report for Markley Range.

Plan of Action

Plan of action items for Fort Devens are grouped below according to program category.

IRP

- Complete the RI report and the engineering evaluation and cost analysis for removal actions for AOC 72 in FY11.
- Complete the focused FS and update the ROD for Shepley's Hill LF in FY11.
- Complete pesticide-contaminated soil cleanup at the former housing areas in FY11.

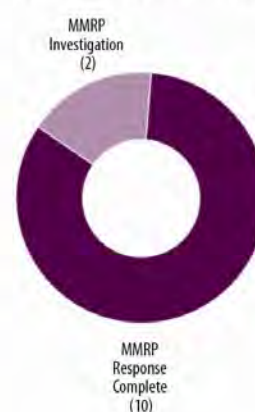
MMRP

- Complete the Oak/Maple MEC SI report in FY11.
- Complete the Markley Range MEC SI Report in FY11.

IRP Site Status



MMRP Site Status



FFID:	VA321372032100	IAG Status:	FFA signed in March 2008	MMRP Sites (Final RIP/RC):	17 (FY2015)
Location (Size):	Newport News, Virginia (8,248 acres)	Contaminants:	PCBs, VOCs, pesticides, heavy metals, SVOCs, petroleum products	Five-Year Review Status:	Completed and planned
Mission:	Serve as host to the Army Transportation Center; provide training in all modes of transportation, including rail and marine; aviation maintenance; involved in amphibious operations	Media Affected:	Surface Water, Sediment, Soil, Groundwater	IRP/MMRP Status Table:	Refer to page E-6-168
HRS Score:	50.00; placed on NPL in December 1994	Funding to Date:	\$ 60.2 million		
		Est. CTC (Comp Year):	\$ 13.9 million (FY2017)		
		IRP Sites (Final RIP/RC):	31 (FY2013)		

Introduction

Fort Eustis, home to the Army Transportation Center, is where soldiers receive education and training in all modes of transportation, aviation maintenance, logistics and deployment doctrine, and research. Identified sites include landfills, underground storage tanks, pesticide storage areas, range/impact areas, and surface impoundments. The migration of contaminants from some sites to creeks and estuaries, and the potential migration through surface water and the upper water table to the James River are the greatest concerns at the installation. Analysis of samples indicated the presence of polychlorinated biphenyls (PCBs), pesticides, polyaromatic hydrocarbons (PAHs), and lead in surface water and sediment. The potential risk to human health and the environment was significant enough for EPA to place the installation on the NPL in December 1994. DoD and EPA signed a federal facility agreement (FFA) in July 2008 to outline how they were going to proceed with cleanup. The 2005 BRAC Commission recommended the realignment of Fort Eustis garrison functions as part of the Joint Basing effort. During FY96, the installation established an administrative record and set up information repositories at three local libraries. Since FY00, Fort Eustis has held two technical review committee meetings each year. Fort Eustis updated its community relations plan in FY06. To ensure continuous monitoring and improvement, Fort Eustis completed a five-year review report in FY08.

To date, Fort Eustis and EPA have signed five Records of Decision (RODs), which selected cleanup actions at four sites. In FY03, the installation conducted an inventory of all sites suspected to contain munitions contamination for the Military Munitions Response Program (MMRP); MMRP sites were identified.

FY10 IRP Progress

Fort Eustis awarded a Performance-Based Acquisition (PBA) for seven sites, completed the remedial investigation (RI) for Felker Airfield, and the proposed plan (PP) for Bailey Creek. The cost of completing environmental restoration has changed significantly due to changes in estimating criteria.

Regulatory issues delayed completion of the feasibility study (FS) to evaluate the cleanup alternatives, PP, and ROD for the Fire Training Area site; and completion of the FS, PP, and ROD for the Skeet Range Wetland. Regulatory issues also delayed completion of the FS, PP, and ROD for Felker Airfield. Administrative issues delayed the ROD for Bailey Creek.

FY10 MMRP Progress

Fort Eustis awarded a PBA for six sites.

Plan of Action

Plan of action items for Fort Eustis are grouped below according to program category.

IRP

- Complete the FS, PP, and ROD for the Fire Training Area site, Felker Airfield and the Skeet Range Wetland in FY11.
- Complete the ROD for Bailey Creek in FY11.
- Complete the design for cleanup and cleanup actions at Eustis Lake in FY11.

MMRP

- Complete the RI/FS, PP, ROD, design for cleanup, and cleanup actions at the 1,000-inch Rifle Range in FY11.
- Complete the RI at Langley Field Gunnery Range, Bombing Target H, Camp Wallace Firing Fan, Skeet Range, and Skeet Range-TD in FY11.

IRP Site Status



MMRP Site Status



FFID:	MD321022056700	Contaminants:	Chlorinated solvents, metals, munitions and explosives of concern, petroleum hydrocarbons, VOCs, SVOCs, explosives, propellants, PAHs , pesticides	IRP Sites (Final RIP/RC):	45 (FY2014)
Location (Size):	Fort Meade, Maryland (5,142 acres)	Media Affected:	Groundwater, Surface Water, Sediment, Soil	MMRP Sites (Final RIP/RC):	9 (FY2012)
Mission:	Served as administrative post for various DoD tenants	Funding to Date:	\$ 107.8 million	Five-Year Review Status:	Completed and planned
HRS Score:	52.0; placed on NPL in July 1998; Tipton Airfield delisted from NPL in November 1999	Est. CTC (Comp Year):	\$ 12.6 million (FY2026)	IRP/MMRP Status Table:	Refer to page E-6-90
IAG Status:	FFA signed in June 2009				

Introduction

Fort George G. Meade (Fort Meade) served as an administrative post for various DoD tenants, primarily the National Security Agency. Investigations beginning in FY88 identified several areas of concern, including landfills, petroleum and hazardous waste storage areas, aboveground storage tanks, underground storage tanks, asbestos-containing material in structures, and unexploded ordnance (UXO). The potential risk to human health and the environment was significant enough for EPA to place Fort Meade on the NPL in July 1998. EPA delisted the Tipton Airfield parcel from the NPL in November 1999. DoD and EPA signed a federal facility agreement (FFA) in 2009 to outline how they were going to proceed with cleanup. In December 1988, the BRAC Commission recommended closing the Fort Meade range and training areas and realigning the installation as an administrative center. In July 1995, the BRAC Commission recommended additional realignment, reducing Kimbrough Army Community Hospital to a clinic. The installation formed a BRAC cleanup team in FY94 to develop a process for cleanup of sites, and a Restoration Advisory Board (RAB) in FY95 to communicate cleanup progress with the community. To ensure continuous monitoring and improvement, the installation completed a five-year review report in FY05.

To date, the installation has completed three No Further Action Records of Decision (RODs), which determined that no further cleanup activities were necessary at Tipton Airfield and the Clean Fill Dump. In FY04, the Army conducted an inventory of all sites suspected to contain munitions contamination for the Military Munitions Response Program (MMRP); MMRP sites were identified.

FY10 IRP Progress

Fort Meade continued BRAC property long-term management (LTM) and inspections of land-use controls (LUCs), which restrict use of or access to sites. The installation completed a remedial investigation (RI) and feasibility study (FS) to evaluate cleanup alternatives for the Trap and Skeet Range 17. The installation also submitted the Ordnance Demolition Area proposed plan (PP) and completed the Performance-Based Contract (PBC) requirements for the former Granite Nike Site.

Fort Meade submitted a five-year review report for the Clean Fill Dump and Tipton Airfield Parcel Sites.

Technical issues delayed completion of the RI/FS at the former Pesticide Shop and Manor View Dump Site. Technical issues also delayed the start of cleanup at the Trap and Skeet Range 17. Regulatory issues delayed completion of the PPs and RODs for the Defense Reutilization and Marketing Office (DRMO), former Pesticide Shop and the Architect of the Capital sites. Technical and regulatory issues delayed completion of the PBC requirements for Operable Unit (OU) 4, the DRMO, and the former Trap and Skeet Range.

Fort Meade held bimonthly RAB meetings.

FY10 MMRP Progress

Fort Meade completed a UXO investigation of the Little Patuxent River and former landfill sites to maintain LUCs for the Tipton Airfield Parcel and High Explosives Impact Area sites.

Technical issues delayed completion of the RI/FS for the Mortar Range.

Plan of Action

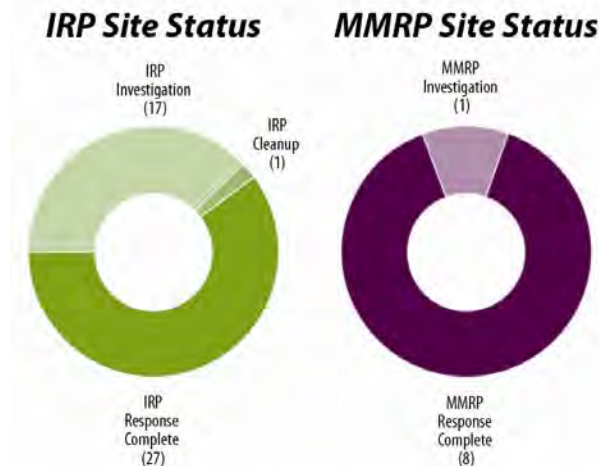
Plan of action items for Fort George G. Meade are grouped below according to program category.

IRP

- Complete RI/FS for the former Pesticide Shop and Manor View Dump site in FY11.
- Complete PPs and RODs for the DRMO, former Pesticide Shop, and the Architect of the Capitol sites in FY11.
- Complete PBC requirements for OU 4, the DRMO, and the former Trap and Skeet Range in FY11.
- Continue BRAC property LTM and inspections of LUCs in FY11.
- Complete design for cleanup and cleanup of the Trap and Skeet Range 17 in FY11.
- Submit Ordnance Demolition Area ROD in FY11.
- Finalize five-year review report for the Clean Fill Dump and Tipton Airfield Parcel in FY11.
- Begin cleanup at the Trap and Skeet Range 17 in FY12.

MMRP

- Complete RI/FS for the Mortar Range in FY11.
- Complete explanation of significant differences with the ROD for the Tipton Airfield Parcel and PP for the High Explosives Impact Area in FY11-FY12.
- Complete removal actions and five-year review reports for Tipton Airfield Parcel in FY11-FY12.
- Continue LUC activities at the Tipton Airfield Parcel and High Explosives Impact Area in FY11-FY12.



FFID:	GA421402004600	Media Affected:	Groundwater, Surface Water, Soil	IRP/MMRP Status Table:	Refer to page E-7-19
Location (Size):	Forest Park, Georgia (1,426 acres)	Funding to Date:	\$ 35.1 million		
Mission:	Supported FORSCOM readiness missions	Est. CTC (Comp Year):	\$ 8.5 million (FY2015)		
HRS Score:	N/A	IRP Sites (Final RIP/RC):	15 (FY2013)		
IAG Status:	N/A	MMRP Sites (Final RIP/RC):	1 (FY2011)		
Contaminants:	Metals, PAHs, VOCs, pesticides, POLs, chlorinated solvents, SVOCs	Five-Year Review Status:	This installation is not required to complete a five-year review report.		

Introduction

Fort Gillem supports Army Forces Command readiness missions and is home for many Army Forces Command and Fort McPherson activities. The Eastern Distribution Region of the Army and Air Force Exchange Service uses approximately 60 acres for storage. Fort Gillem also supports the Federal Emergency Management Agency disaster relief activities by providing warehouse and office space. The 2005 BRAC Commission recommended Fort Gillem, a sub-installation of Fort McPherson, for closure. The installation is comprised of approximately 1,426 acres and is surrounded by residential and commercial properties. In FY07, the installation solicited public interest in establishing a Restoration Advisory Board (RAB) to discuss cleanup progress with the community, but concluded that there was not enough interest to convene a RAB.

FY10 IRP Progress

Fort Gillem ensured that all required cleanup actions continue at sites FTG 02, 07, 09 and 13, and completed cleanup actions at site FTG 11. The installation continued the cleanup and monitoring of Building 610 leaking underground storage tank (UST) sites, and continued the cleanup and baseline risk assessment for sites FTG 03, 05, 06, 08 and 14. Fort Gillem installed two pump and treatment systems to keep contamination from migrating off-site and began the acquisition process to complete the cleanup of sites FTG 01, 04, 07, 09, 10 and 13.

Technical issues delayed closure of Building 610 leaking UST sites. Technical, administrative, and regulatory issues delayed completion of cleanup actions at site FTG 10.

FY10 MMRP Progress

Fort Gillem finalized the work plan for the Trap and Skeet Range and completed the fieldwork in support of the site inspection, remedial investigation, and baseline risk assessment for the Trap and Skeet Range.

Plan of Action

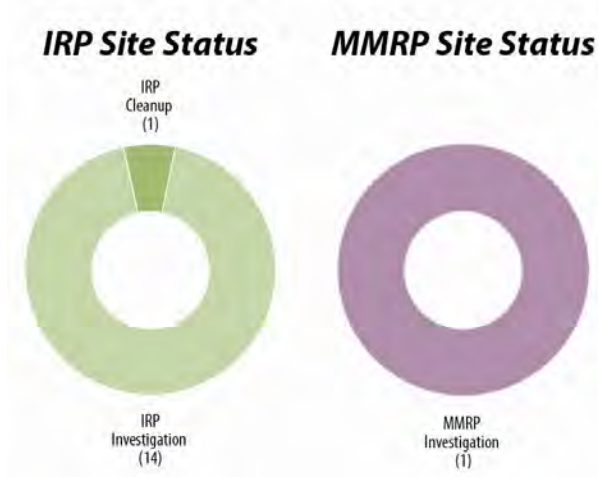
Plan of action items for Fort Gillem are grouped below according to program category.

IRP

- Award contract to complete the remedial investigations for sites FTG 01, 04 and 09 in FY11-FY12.
- Continue the closure of USTs throughout the installation including Building 610 UST sites in FY11-FY12.
- Receive regulatory concurrence determining that no further cleanup actions are necessary on sites FTG 02, 03, 05, 08, 11 and 14 in FY11-FY12.
- Continue to monitor the reuse plans with the BRAC cleanup team and the Local Redevelopment Authority in FY11-FY12.

MMRP

- Obtain regulatory approval for cleanup method at the Trap and Skeet Range in FY11.



FFID:	WA021402050600	(Logistics Center), placed on NPL in November 1989	Est. CTC (Comp Year):	\$ 8.0 million (FY2017)	
Location (Size):	Fort Lewis, Washington (86,176 acres)		IRP Sites (Final RIP/RC):	57 (FY2012)	
Mission:	Serve as host to I Corps Headquarters; plan and execute Pacific, NATO, or other contingency missions; provide troop training, airfield, medical center, and logistics	IAG Status:	IAG signed in January 1990	MMRP Sites (Final RIP/RC):	15 (FY2013)
		Contaminants:	PAHs, VOCs, battery electrolytes, PCBs, heavy metals, POLs	Five-Year Review Status:	Completed and planned
		Media Affected:	Soil	IRP/MMRP Status Table:	Refer to page E-7-55
HRS Score:	42.78 (Landfill No. 5), placed on NPL in July 1987, delisted from NPL in May 1995; 35.48	Funding to Date:	\$ 96.1 million		

Introduction

Fort Lewis is located approximately 15 miles south of Tacoma, Washington. Its mission includes planning and executing Pacific, NATO, and other contingency missions; providing troop training; operating an airfield and medical center; and providing logistical support. Contaminated sites identified at Fort Lewis include landfills (LFs), former ranges, and spill sites. Primary contaminants include organic solvents, heavy metals, and fuels. The potential risk to human health and the environment was significant enough for EPA to place two Fort Lewis sites on the NPL in July 1987 and November 1989. DoD and EPA signed an interagency agreement (IAG) in January 1990 to outline how they were going to proceed with cleanup. EPA removed LF 5 from the NPL in May 1995. In 2005, the BRAC Commission recommended Fort Lewis for realignment. Fort Lewis developed a community relations program, but due to lack of public interest the installation has not formed a Restoration Advisory Board to discuss cleanup progress with the community. To ensure continuous monitoring and improvement, Fort Lewis completed five-year review reports in FY97, FY02, and FY07.

To date, Fort Lewis has signed three Records of Decision (RODs), which selected cleanup actions at four environmental restoration sites, and decision documents for five other sites. In FY07, the installation conducted an inventory of sites suspected to contain munitions contamination for the Military Munitions Response Program (MMRP); MMRP sites were identified.

FY10 IRP Progress

Fort Lewis completed a feasibility study to evaluate cleanup alternatives at seven state sites and drafted an explanation of significant difference for five sites in the Logistics Center ROD. The installation also completed the draft technical memoranda for closure of six sites listed in the federal facility agreement (FFA).

Regulatory issues delayed completion of an explanation of significant differences for the Logistics Center ROD, and soil removal at former Miller Hill Range and Skeet Ranges.

FY10 MMRP Progress

Fort Lewis began an investigation at the B-Range.

Regulatory issues delayed cleanup at the former Skeet Range.

Plan of Action

Plan of action items for Fort Lewis are grouped below according to program category.

IRP

- Complete soil removal at Miller Hill Range and Skeet Ranges in FY11.
- Obtain EPA approval for explanations of significant differences and technical memoranda for Logistics Center ROD in FY11.
- Assume environmental restoration responsibilities from McChord Air Force Base in FY11.

MMRP

- Complete cleanup at the former Skeet Range in FY11.
- Complete investigation and clearance at the B-Range in FY11.

IRP Site Status



MMRP Site Status



FFID:	AL421372056200	Contaminants:	VOCs, SVOCs, pesticides, explosives, metals, UXO, radioactive sources, non-stockpile chemical warfare materiel	MMRP Sites (Final RIP/RC):	7 (FY2030)
Location (Size):	Anniston, Alabama (41,191 acres)	Media Affected:	Groundwater, Sediment, Soil	Five-Year Review Status:	Planned
Mission:	Served as host to the U.S. Army Chemical School, the U.S. Army Military Police School, and the DoD Polygraph Institute	Funding to Date:	\$ 254.9 million	IRP/MMRP Status Table:	Refer to page E-6-1
HRS Score:	N/A	Est. CTC (Comp Year):	\$ 213.1 million (FY2030)		
IAG Status:	N/A	IRP Sites (Final RIP/RC):	130 (FY2018)		

Introduction

The mission of Fort McClellan was to serve as host to the U.S. Army Chemical School, the U.S. Army Military Police School, and the DoD Polygraph Institute. Studies since FY90 have identified the following site types at Fort McClellan: maintenance facility areas; training and range areas; underground storage tanks; landfills; incinerators; storage handling areas for toxic and hazardous materials; and chemical agent and radioactive substance training, storage, and disposal areas. The main contaminants of concern are chlorinated volatile organic compounds (VOCs) in groundwater and lead in soils. In July 1995, the BRAC Commission recommended closing most Fort McClellan facilities. In FY95, the installation established information repositories at three locations, and the community formed a local redevelopment authority. The installation formed a BRAC cleanup team in FY96 to develop a process for cleanup of sites, and completed a BRAC cleanup plan with community input in FY98 to prioritize sites requiring environmental restoration. In FY96, the installation formed a Restoration Advisory Board (RAB) to discuss the installation's cleanup progress with the community. The installation provided funding for technical assistance for public participation to the RAB in FY02 through FY05, and FY08 through FY10. To ensure continuous monitoring and improvement, the installation completed a five-year review report for the General Service Administration warehouse area in FY09.

To date, the installation has transferred 18,522 acres. The installation also has completed 6 action memoranda and 95 decision documents, which selected cleanup actions at environmental restoration sites. In FY03, the installation conducted an inventory of sites suspected to contain munitions contamination for the Military Munitions Response Program (MMRP); MMRP sites were identified.

FY10 IRP Progress

Fort McClellan completed fieldwork at the ranges near Training Area T 24A for the baseline assessment of potential risks to the environment. The installation also completed the cleanup of lead contaminated soil at Baby Bains Gap Road Range 20.

The installation awarded funding for technical assistance for public participation to the RAB, and the BRAC cleanup team held facilitated meetings.

FY10 MMRP Progress

Fort McClellan completed an interim removal action on 240 acres in the Charlie Area.

Plan of Action

Plan of action items for Fort McClellan are grouped below according to program category.

IRP

- Complete the remedial investigation for the ranges near Training Area T 24A and the Baby Bains Gap Road Ranges in FY11-FY12.
- Complete the feasibility study to evaluate cleanup alternatives for the 81mm Mortar Range and Bains Gap Road Ranges in FY11-FY12.

MMRP

- Complete the engineering evaluation and cost analysis for the Charlie Area in FY11-FY12.

IRP Site Status



MMRP Site Status



FFID:	GA421402056500	IAG Status:	N/A	MMRP Sites (Final RIP/RC):	4 (FY2011)
Location (Size):	Atlanta, Georgia (487 acres)	Contaminants:	POLs, metals, solvents, VOCs	Five-Year Review Status:	This installation is not required to complete a five-year review report.
Mission:	Served as host to the U.S. Army Forces Command Headquarters, the U.S. Army Reserve Command, and the Headquarters of the Third U.S. Army.	Media Affected:	Groundwater	IRP/MMRP Status Table:	Refer to page E-7-19
HRS Score:	N/A	Funding to Date:	\$ 10.2 million		
		Est. CTC (Comp Year):	\$ 0.4 million (FY2014)		
		IRP Sites (Final RIP/RC):	13 (FY2014)		

Introduction

Fort McPherson houses the U.S. Army Forces Command Headquarters, the U.S. Army Reserve Command, and the Headquarters of the Third U.S. Army. Sites include a contaminated fill area, a surface disposal area, four oil-water separators, former small arms ranges, an active small arms range, aboveground storage tanks, and multiple underground storage tanks (USTs). In 2005, the BRAC Commission recommended Fort McPherson for closure and disposal. In FY07, Fort McPherson established a Restoration Advisory Board to discuss the installation's cleanup progress with the community.

Fort McPherson conducted an inventory of all sites suspected to contain munitions contamination for the Military Munitions Response Program (MMRP) in FY06; MMRP sites were identified.

FY10 IRP Progress

Fort McPherson awarded a contract to conduct a site inspection (SI) at the former Crematory Site.

Technical issues delayed completion of the SI at the former Crematory Site and the SI for the former Water Tower, which is delayed indefinitely because suspected contamination is below maximum contaminant level and cleanup is no longer necessary. Regulatory issues delayed determination that no further cleanup actions are necessary for the Ash Disposal Dump Site (FTMP 06).

FY10 MMRP Progress

Fort McPherson conducted an SI for the former Trap and Skeet Range.

Plan of Action


Plan of action items for Fort McPherson are grouped below according to program category.

IRP

- Conduct SI at the former Crematory Site in FY11.
- Complete sampling and receive determination that no further cleanup actions are necessary on the Ash Disposal Dump Site (FTMP 06) in FY11.

MMRP

- Develop proposed plan for the former Trap and Skeet Range in FY11.
- Conduct SI of the Small Arms Range (FTMP 12) in FY11.



FFID:	NJ221382059700	Contaminants:	Petroleum hydrocarbons, VOCs, SVOCs, PCBs, heavy metals, radionuclides	Five-Year Review Status:	Completed and planned
Location (Size):	Monmouth County, New Jersey (1,338 acres)	Media Affected:	Groundwater, Surface Water, Soil	IRP/MMRP Status Table:	Refer to page E-6-110
Mission:	Conducted research and development of C4ISR systems	Funding to Date:	\$ 29.4 million		
HRS Score:	N/A	Est. CTC (Comp Year):	\$ 17.3 million (FY2015)		
IAG Status:	FFA signed in July 1990	IRP Sites (Final RIP/RC):	55 (FY2011)		
		MMRP Sites (Final RIP/RC):	1 (FY2008)		

Introduction

Fort Monmouth's mission is to conduct research and development. Prominent sites at Fort Monmouth include landfills, underground storage tanks, hazardous waste storage areas, polychlorinated biphenyl (PCB) spill areas, asbestos areas, and radiological storage and spill areas. Contaminants in groundwater and soil include chlorinated solvents, volatile organic compounds (VOCs), and heavy metals. DoD and EPA signed a federal facility agreement (FFA) in July 1990 to outline how they were going to proceed with cleanup. In 1993, the BRAC Commission recommended realignment of Fort Monmouth. This realignment resulted in the closure of the Evans Area; the transfer of part of the Charles Wood Area to the Navy; and the relocation of personnel from the leased space, the Evans Area, and Vint Hill Farms Station to the Main Post and the Charles Wood Area. To accelerate transfer, the Army divided the Fort Monmouth BRAC property into eight parcels: the Charles Wood Housing Area and seven parcels in the Evans Area. In 2005, the BRAC Commission recommended closure of the Fort Monmouth Main Post and Charles Wood Area. In FY94, the Evans Area formed a BRAC cleanup team to develop a process for cleanup of sites and completed the BRAC cleanup plan to prioritize sites requiring environmental restoration. In FY96, the Evans Area formed a Restoration Advisory Board (RAB) to discuss the installation's cleanup progress with the community. In FY07, the installation formed another RAB for the BRAC 2005 Main Post and Charles Wood Area. To ensure continuous monitoring and improvement, Fort Monmouth completed a five-year review report in FY06.

To date, the installation has transferred the Evans Area Parcels D and F by deed. In FY02, the installation conducted an inventory of sites suspected to contain munitions contamination for the Military Munitions Response Program (MMRP); one MMRP site was identified.

FY10 IRP Progress

The cost of completing environmental restoration has changed significantly due to regulatory issues.

Regulatory issues delayed completion of cleanup at the Building 9004 septic tank and transfer of the remaining two acres. Administrative issues delayed assignment of Parcel D to the Department of Education and support transfer to Brookdale College.

FY10 MMRP Progress

Fort Monmouth conducted no MMRP activities.

Plan of Action

Plan of action items for Fort Monmouth are grouped below according to program category.

IRP

- Complete cleanup at the Building 9004 septic tank and transfer the remaining two acres in FY11.
- Assign Parcel D to the Department of Education and support transfer to Brookdale College in FY11.
- Continue oxygen injections at Sites M2, M58, M61 and M64 in FY11.
- Continue to inject compounds that release hydrogen at Sites M5, M22 and M59 on the Main Post and the Charles Wood Area in FY11.
- Complete biennial classification exception area reports in FY11.
- Continue to perform pump and treat cleanup at Sites M22 and M53 in FY11.
- Perform five-year review report for FTMM35 Groundwater at Evans Area in FY11

MMRP

There are no MMRP actions scheduled for FY11 or FY12.

IRP Site Status



MMRP Site Status



FFID:	VA321372060300	Contaminants:	Metals, MEC, explosives, propellants, SVOCs, VOCs	Five-Year Review Status:	This installation is not required to complete a five-year review report.
Location (Size):	Hampton, Virginia (570 acres)	Media Affected:	Sediment and Soil	IRP/MMRP Status Table:	Refer to page E-6-169
Mission:	Provided quality base operations for five major defense agencies	Funding to Date:	\$ 7.1 million		
HRS Score:	N/A	Est. CTC (Comp Year):	\$ 72.8 million (FY2016)		
IAG Status:	N/A	IRP Sites (Final RIP/RC):	17 (FY2013)		
		MMRP Sites (Final RIP/RC):	16 (FY2016)		

Introduction

Fort Monroe provides quality base operations support for several national defense agencies while preparing the Fort Monroe community for the future. Cleanup at Fort Monroe has included the removal of soil or liquid hydrocarbons from leaking underground storage tanks. In 2005, the BRAC Commission recommended closure of Fort Monroe. In FY06, the installation designated a Base Transition Coordinator and an interim BRAC Environmental Coordinator. The installation also formed a Restoration Advisory Board (RAB) to discuss cleanup progress with the community. In FY07, the Governor of Virginia established the Fort Monroe Federal Area Development Authority.

Fort Monroe is reverting Approximately 288 acres back to the Commonwealth of Virginia; 77 additional are not yet under a deed and ownership is undetermined. The following sites at Fort Monroe have completed cleanup: Sites 1 and 2 (two former landfills [LFs]), Site 3 (a classified document incinerator), and Site 4, (unexploded ordnance at the whole installation). In FY04, the installation conducted an inventory of sites suspected to contain munitions contamination for the Military Munitions Response Program (MMRP); MMRP sites were identified.

FY10 IRP Progress

Fort Monroe was awarded a contract for removal actions and began soil sampling and delineation for three soil removal actions. The installation received regulatory concurrence determining that no further cleanup actions were necessary on 13 expanded site inspection sites. The installation also continued risk assessment and further delineation on three sites in the remedial investigation (RI) phase; Dog Beach LF, the Moat, and Buildings 204/205.

Regulatory and technical issues delayed concurrence determining that no further cleanup actions were necessary at 13 additional sites.

Fort Monroe held quarterly RAB meetings.

FY10 MMRP Progress

Fort Monroe completed the RI and feasibility study to evaluate cleanup alternatives for all land based areas of the post, and prepared the proposed cleanup plan. The installation conducted an anomaly investigation in the moat.

Regulatory and technical issues delayed completion of the proposed cleanup plan and decision document (DD), and completion of the Moat investigation report.

Fort Monroe held quarterly RAB meetings and a public meeting to discuss the proposed cleanup plan. No public comments were received.

Plan of Action

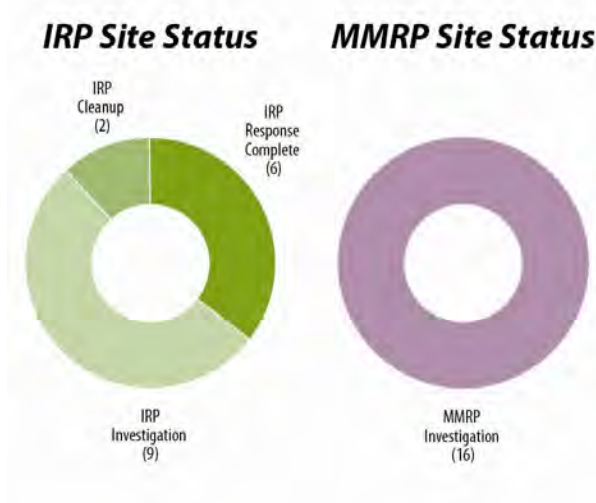
Plan of action items for Fort Monroe are grouped below according to program category.

IRP

- Receive regulatory concurrence that no further cleanup actions are necessary at 13 additional sites in FY11.
- Complete soil removals at three sites in FY11.
- Complete proposed cleanup plan for Dog Beach LF, the Moat, and Buildings 204/205 in FY11.

MMRP

- Complete the land use control implementation control plan, which restricts use of and access to 12 munitions response areas in FY11.
- Complete proposed cleanup plan and DD in FY11.
- Complete moat RI/FS to move to land use controls in FY11.



FFID:	CA921372067600	IAG Status:	FFA signed in July 1990	MMRP Sites (Final RIP/RC):	22 (FY2019)
Location (Size):	Marina, California (27,827 acres)	Contaminants:	VOCs, petroleum hydrocarbons, heavy metals, pesticides, SVOCs, explosives, propellants	Five-Year Review Status:	Completed and planned
Mission:	Served as host to 7th Infantry Division (Light); supports the Defense Language Institute Foreign Language Center, currently at the Presidio of Monterey, California	Media Affected:	Groundwater and Soil	IRP/MMRP Status Table:	Refer to page E-6-21
HRS Score:	42.24; placed on NPL in February 1990	Funding to Date:	\$ 501.4 million		
		Est. CTC (Comp Year):	\$ 326.4 million (FY2037)		
		IRP Sites (Final RIP/RC):	46 (FY2017)		

Introduction

From 1917 to 1994, Fort Ord served primarily as a training and staging installation for infantry units. In FY87, a hydrogeological investigation identified the Fort Ord sanitary landfills (LFs) as potential sources of contamination. Identified sites including LFs; underground storage tanks; motor pools; family housing areas; fire training areas; an 8,000-acre impact area; and an ordnance and explosives disposal area. In addition, Fort Ord discovered petroleum hydrocarbons and volatile organic compounds (VOCs) had contaminated the groundwater. The potential risk to human health and the environment was significant enough for EPA to place the installation on the NPL in 1990. DoD and EPA signed a federal facility agreement (FFA) in July 1990 to outline how they were going to proceed with cleanup. In 1991, the BRAC Commission recommended closure of Fort Ord and moving the 7th Infantry Division (Light) to Fort Lewis, Washington. The Army closed Fort Ord in September 1994. In FY94, Fort Ord converted its technical review committee responsible for communicating cleanup progress with the community into a Restoration Advisory Board (RAB). The installation also formed a BRAC cleanup team to develop a process for cleanup of sites at Fort Ord. In FY99, the installation reestablished the technical review committee and dissolved the RAB. To ensure continuous monitoring and improvement, Fort Ord completed five-year review reports in FY02 and FY07.

To date, Fort Ord has transferred over 19,100 acres. The installation has completed 15 Records of Decision (RODs), which selected cleanup actions at environmental sites. The installation also conducted an inventory of all sites suspected to contain munitions contamination for the Military Munitions Response Program (MMRP); 22 MMRP sites were identified.

FY10 IRP Progress

Fort Ord began excavation of Site 39 soil and placement of the soil at the operable unit (OU) 2 landfill. The installation completed the explanation of significant differences for the OU 1 off-site treatment system. The installation also continued transferring the properties found suitable to transfer, and continued operation of the groundwater treatment systems at Site 2/12, and OUs 1 and 2. Fort Ord installed additional

components of a cleanup system and extraction wells for the OU carbon tetrachloride groundwater treatment project.

FY10 MMRP Progress

The installation completed the prescribed burns and munitions clearance at Burn Units 14 and 19. The installation began the remedial investigation (RI) and feasibility study (FS) to evaluate cleanup alternatives for all remaining munitions response sites (MRSs) from site work plan and preparations for the prescribed burns and munitions clearance at Bureau of Land Management (BLM) Units 15 and 21. As a part of the Environmental Services Cooperative Agreement (ESCA), the installation continued field work in the Group 1 area, and issued a draft RI/FS work plan for the ESCA Group 3 and 4 areas. The installation completed a draft RI/FS, and a Track 1 memo determining that no further cleanup actions are necessary in the County North portion of the area for the ESCA group 2 area.

Technical issues delayed completion of the prescribed burns and munitions clearance at BLM Units 15 and 21. Regulatory issues delayed completion of cleanup at the California State University and Monterey Bay, and the proposed plan (PP) and ROD for the ESCA Group 2 munitions response sites.

Plan of Action

Plan of action items for Fort Ord are grouped below according to program category.

IRP

- Continue transferring properties found suitable to transfer for Site 11 in FY11.
- Continue cleanup actions for the carbon tetrachloride groundwater treatment project in FY11-FY12.
- Continue excavation and placement of the soil at Site 39 in FY11-FY12.
- Continue groundwater treatment at Sites 2 and 12 and OUs 1 and 2 in FY11-FY12.
- Continue evaluation and implementation of optimization efforts for the three groundwater treatment plants in FY11-FY12.

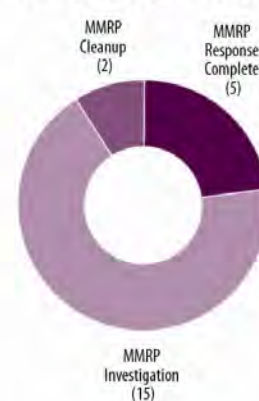
MMRP

- Complete the PP and ROD for the ESCA Group 2 munitions response sites in FY11.
- Continue field work at the ESCA Group 1 area in FY11.
- Continue RI/FS for remaining MRSs from work plan in FY11.
- Conduct prescribed burns and munitions clearance at BLM Units 15 and 21 in FY11.
- Complete the PP and ROD for the ESCA Groups 3 and 4 MRSs in FY11-FY12.

IRP Site Status



MMRP Site Status



FFID:	AK021452215700	Contaminants:	White phosphorus, PCBs, heavy metals, POLs, solvents, pesticides, VOCs, dioxins, SVOCs	Five-Year Review Status:	Completed and planned
Location (Size):	Anchorage, Alaska (64,470 acres)	Media Affected:	Surface Water and Soil	IRP/MMRP Status Table:	Refer to page E-6-3
Mission:	Support and sustain forces assigned to U.S. Army Alaska	Funding to Date:	\$ 101.4 million		
HRS Score:	50.00; placed on NPL in May 1994	Est. CTC (Comp Year):	\$ 74.2 million (FY2018)		
IAG Status:	FFA signed in December 1994	IRP Sites (Final RIP/RC):	94 (FY2013)		
		MMRP Sites (Final RIP/RC):	15 (FY2011)		

Introduction

Since World War II, Fort Richardson has supported combat unit training and operations. These activities contaminated soil, surface water, sediment, and groundwater with petroleum/oil/lubricants (POLs), solvents, and polychlorinated biphenyls (PCBs). Parts of a 2,500-acre wetland (Eagle River Flats) that served as an active ordnance impact area contain white phosphorus. The potential risk to human health and the environment was significant enough for EPA to place Fort Richardson on the NPL in May 1994. DoD and EPA signed a federal facility agreement (FFA) in December 1994 to outline how they were going to proceed with cleanup. In 2005, the BRAC Commission recommended Fort Richardson for realignment. In FY98, the installation formed a Restoration Advisory Board to discuss the installation's cleanup progress with the community. To ensure continuous monitoring and improvement, Fort Richardson completed five-year review reports in FY03 and FY08.

To date, the installation has signed five Records of Decision, which selected cleanup actions at environmental restoration sites. In FY02, the installation conducted an inventory of sites suspected to contain munitions contamination for the Military Munitions Response Program (MMRP); MMRP sites were identified.

FY10 IRP Progress

Fort Richardson completed long-term management (LTM) plans for Operable Units (OUs) B and E, and implemented the LTM plan for OU C. The installation also completed the bedrock model at Poleline Road, began a remedial investigation (RI) at the Nike Site Summit, and evaluated cleanup requirements for new sites. Fort Richardson transferred 11 compliance restoration sites into the Installation Restoration Program (IRP).

FY10 MMRP Progress

Fort Richardson received concurrence from regulatory agencies determining that no further cleanup actions are necessary for eight sites, and began RI activities at seven sites.

Regulatory issues delayed concurrence from regulatory agencies determining that no further cleanup actions are necessary for three remaining sites.

Plan of Action

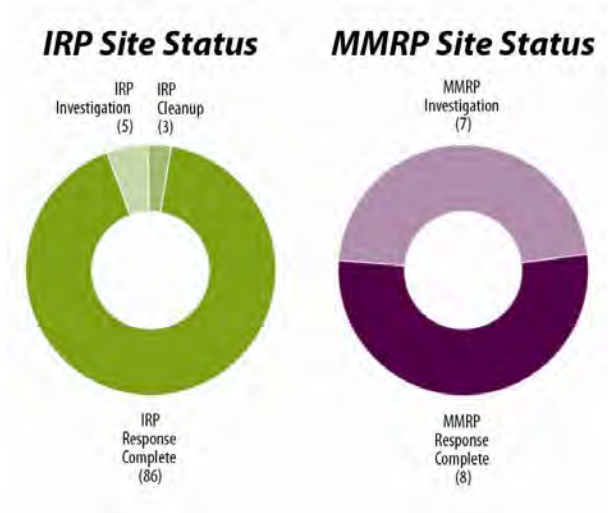
Plan of action items for Fort Richardson are grouped below according to program category.

IRP

- Transfer environmental restoration responsibilities to Elmendorf AFB under Air Force management in FY11.
- Complete RI and feasibility study (FS) to evaluate cleanup alternatives and decision document for the Nike Site Summit in FY11.

MMRP

- Complete RI/FS for seven sites in FY11.
- Recieve regulatory concurrence determining that no further cleanup actions are necessary for three sites in FY11.



FFID:	KS721402075600	IAG Status:	IAG signed in June 1991	MMRP Sites (Final RIP/RC):	4 (FY2012)
Location (Size):	Junction City, Kansas (100,656 acres)	Contaminants:	Pesticides, lead, VOCs, metals, solvents	Five-Year Review Status:	Completed and planned
Mission:	Provide training, readiness, and deployability for three component combat brigades, one combat aviation brigade, and one sustainment brigade; active and reserve component units	Media Affected:	Groundwater and Soil	IRP/MMRP Status Table:	Refer to page E-7-25
HRS Score:	33.8; placed on NPL in August 1990	Funding to Date:	\$ 79.5 million		
		Est. CTC (Comp Year):	\$ 5.6 million (FY2014)		
		IRP Sites (Final RIP/RC):	75 (FY2014)		

Introduction

Fort Riley provides facilities for several active and reserve Army combat brigades. The installation has five operable units (OUs): Southwest Funston Landfill (LF) (OU 1), Pesticide Storage Facility (OU 2), Dry Cleaning Facilities Area (OU 3), Former Fire Training Area - Marshall Army Airfield (OU 4), and 354 Area Solvent Detections (OU 5). The potential risk to human health and environment was significant enough for EPA to place Fort Riley on the NPL in August 1990. The installation established a Restoration Advisory Board in 1997 to discuss cleanup progress with the community. To ensure continuous monitoring and improvement, the installation completed one five-year review report for OUs 1 and 2 in FY02, and another for OUs 1, 2, 4, and 5 in FY07.

To date, the installation has completed five Records of Decision for OUs 1 through 5, which selected cleanup actions at these sites. In FY05, the installation conducted an inventory of sites suspected to contain munitions contamination for the Military Munitions Response Program (MMRP); MMRP sites were identified.

FY10 IRP Progress

Fort Riley completed monitoring at OU 1 and continued monitoring at OU 3, began cleanup at Sites FTRI 063, 066, and 068 at Camp Funston, and completed the explanation of significant differences at OU 2 and closed the site. The installation also continued monitoring and contracted retreatment of the abandoned gasoline line, and completed a report on cleanup actions at OUs 1 and 4.

Administrative issues delayed site treatment of the abandoned gasoline line. Regulatory issues delayed completion of the report on cleanup actions at OU 5.

FY10 MMRP Progress

Fort Riley completed the remedial investigation work plan and began fieldwork at Sherman Heights Small Arms Range Impact Slope.

Technical issues delayed the start of field work at Forsyth LF Area 2.

Plan of Action

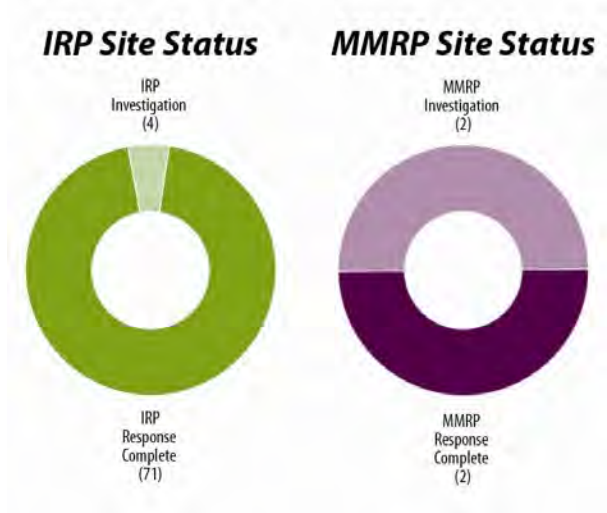
Plan of action items for Fort Riley are grouped below according to program category.

IRP

- Complete report on cleanup for OU 5 in FY11.
- Continue operation of cleanup systems at sites FTRI 063, 066, and 068 in FY11.
- Continue monitoring at OU 3 in FY11.
- Complete site treatment of the abandoned gasoline line in FY11.

MMRP

- Complete fieldwork at Sherman Heights Small Arms Range Impact Slope in FY11.
- Begin report on Sherman Heights Small Arms Range Impact Slope in FY11.
- Begin fieldwork at Forsyth LF Area 2 in FY11.



FFID:	IL521402083800	Contaminants:	Metals, VOCs, UXO, fuel hydrocarbons, PAHs, SVOCs	Five-Year Review Status:	Completed and planned
Location (Size):	Fort Sheridan, Illinois (709 acres)	Media Affected:	Soil	IRP/MMRP Status Table:	Refer to page E-7-23
Mission:	Provided administrative and logistical support; non-excess property currently used as Army Reserve installation and Navy housing area	Funding to Date:	\$ 57.5 million		
HRS Score:	N/A	Est. CTC (Comp Year):	\$ 3.0 million (FY2015)		
IAG Status:	N/A	IRP Sites (Final RIP/RC):	68 (FY2015)		
		MMRP Sites (Final RIP/RC):	3 (FY2011)		

Introduction

Fort Sheridan's missions have included cavalry and infantry training, Nike systems maintenance, and administrative and logistical support. Contaminated sites include Landfills (LFs), pesticide storage areas, hazardous material storage areas, underground storage tanks, polychlorinated biphenyl (PCB)-containing transformers, and unexploded ordnance areas. Petroleum hydrocarbons, volatile organic compounds (VOCs), and polyaromatic hydrocarbons (PAHs) affect groundwater and soil. In December 1988, the BRAC Commission recommended closure of Fort Sheridan. The installation formed a BRAC cleanup team in 1994 to develop a process for cleanup of sites. In FY95, the installation formed a Restoration Advisory Board (RAB) to discuss cleanup progress with the community. In FY99, the RAB requested and received funding for technical assistance for public participation. To ensure continuous monitoring and improvement, Fort Sheridan completed a five-year review report in FY08.

In FY03, Fort Sheridan conducted an inventory of sites suspected to contain munitions contamination for the Military Munitions Response Program (MMRP); MMRP sites were identified.

FY10 IRP Progress

Administrative issues delayed the completion of the Record of Decision (ROD), which selected cleanup actions for all related cleanup at LF 1.

FY10 MMRP Progress

Administrative issues delayed the completion of a survey of munitions of concern at one of the anti-aircraft artillery firing points.

Plan of Action


Plan of action items for Fort Sheridan are grouped below according to program category.

IRP

- Complete the ROD and all related cleanup at LF 1 in FY11.

MMRP

- Conduct a survey of munitions of concern at one of the anti-aircraft artillery firing points in FY11.



FFID:	AK021452242600	Contaminants:	PCBs, SVOCs, POLs, heavy metals, solvents, pesticides, paints, UXO, VOCs, Explosives, Propellants	MMRP Sites (Final RIP/RC):	15 (FY2013)
Location (Size):	Fairbanks, Alaska (917,993 acres)	Media Affected:	Groundwater and Soil	Five-Year Review Status:	Completed and planned
Mission:	Serve as headquarters of the 172nd Infantry Brigade (Separate)	Funding to Date:	\$ 180.9 million	IRP/MMRP Status Table:	Refer to page E-6-3
HRS Score:	50.00; placed on NPL in August 1990	Est. CTC (Comp Year):	\$ 28.1 million (FY2040)		
IAG Status:	FFA signed in November 1991	IRP Sites (Final RIP/RC):	84 (FY2014)		

Introduction

Since World War II, Fort Wainwright has housed light infantry brigades, most recently the 172nd Stryker Brigade Combat Team and the 1-501st Airborne Battalion. Studies at the installation identified drum burial sites, underground storage tanks, a railroad car off-loading facility, an open burn and open detonation area, a former ordnance disposal site, solvent groundwater contaminated areas, petroleum/oil/lubricant (POL) contaminated areas, and pesticide-contaminated soil. The potential risk to human health and the environment was significant enough for EPA to place Fort Wainwright on the NPL in 1990. DoD and EPA signed a federal facility agreement (FFA) in 1991 to outline how they were going to proceed with cleanup. In FY97, Fort Wainwright formed a Restoration Advisory Board (RAB) to discuss cleanup progress with the community. The RAB adjourned in FY04 at the recommendation of the community co-chair and community RAB members. The installation determined there was insufficient interest to reestablish the RAB in FY07. To ensure continuous monitoring and improvement, Fort Wainwright completed five-year review reports in FY01 and FY06.

To date, the installation has signed five Records of Decision (RODs), which selected cleanup actions at environmental restoration sites. In FY02, the installation conducted an inventory of sites suspected to contain munitions contamination for the Military Munitions Response Program (MMRP); MMRP sites were identified.

FY10 IRP Progress

Fort Wainwright continued using monitoring and optimization processes to identify opportunities for streamlining cleanup, revise operations and maintenance (O&M) requirements, and evaluate site progress. The installation also began treatability studies at multiple new construction sites that are on or adjacent to known source areas. The cost of completing environmental restoration has changed significantly due to technical issues.

Regulatory issues delayed execution of work plans for decommissioning soil vapor extraction and air sparging systems at Operable Units (OUs) 3 and 5 source areas. Administrative issues delayed the start of a proposed plan (PP), ROD, and feasibility study (FS) to evaluate cleanup alternatives for OU 6.

FY10 MMRP Progress

Fort Wainwright prepared the remaining remedial investigation (RI) work plans for Training Area 101. The installation also prepared work plan and completed site investigations for four sites.

Plan of Action

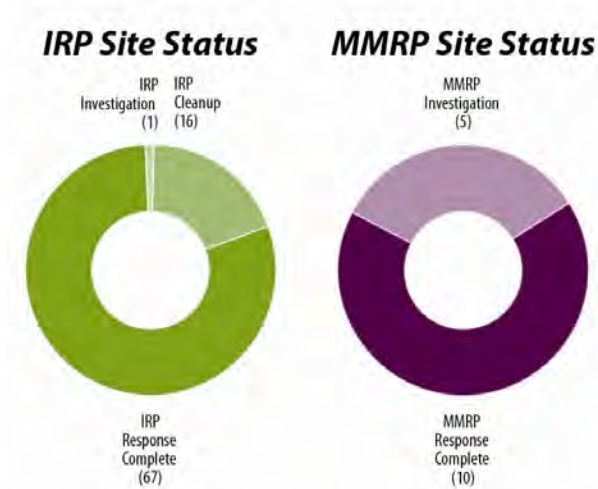
Plan of action items for Fort Wainwright are grouped below according to program category.

IRP

- Execute work plans for decommissioning soil vapor extraction and air sparging systems at OUs 3 and 5 source areas in FY11.
- Begin PP, ROD, and FS for OU 6 in FY11.
- Negotiate future investigations and O&M requirements at multiple new construction sites that are on or adjacent to known source areas from FY11-FY12.
- Complete the treatability study for OU 2 and propose investigation and removal of abandoned pipelines, product, and associated contaminated soils at other Installation Restoration Program (IRP) sites in FY11.
- Complete treatability studies at multiple sites in FY11-FY12.

MMRP

- Complete RI report in FY11-FY12.
- Prepare work plan and complete site investigation for the Bombing Range in FY11-FY12.



FFID:	NM621382097400	Contaminants:	UXO, PCBs, pesticides, heavy metals, asbestos, lead-based paint, explosive compounds, VOCs, SVOCs, propellants	MMRP Sites (Final RIP/RC):	5 (FY2021)
Location (Size):	Gallup, New Mexico (21,881 acres)	Media Affected:	Groundwater, Sediment, Soil	Five-Year Review Status:	This installation is not required to complete a five-year review report.
Mission:	Stored, shipped, and received ammunition components and disposed of obsolete or deteriorated explosives and ammunition	Funding to Date:	\$ 52.0 million	IRP/MMRP Status Table:	Refer to page E-6-113
HRS Score:	N/A	Est. CTC (Comp Year):	\$ 134.7 million (FY2021)		
IAG Status:	N/A	IRP Sites (Final RIP/RC):	43 (FY2021)		

Introduction

Fort Wingate's former mission was to store, test, and demilitarize munitions. Restoration efforts have focused on land affected by ordnance-related wastes, unexploded ordnance, and other contaminants. The affected areas are the open burning and open detonation (OB/OD) grounds, pistol range soil, pesticide-contaminated soil at Building 5, explosives-contaminated soil at the former bomb washout plant lagoons, polychlorinated biphenyl (PCB) contamination in Buildings 11 and 501, the former explosive washout plant (Building 503), and three solid waste landfills. In 1988, the BRAC Commission recommended closure of Fort Wingate. In FY94, the installation formed a BRAC cleanup team to develop a process for cleanup of sites at Fort Wingate. In FY95, the BRAC cleanup team revised the BRAC cleanup plan. The installation also formed a Restoration Advisory Board (RAB) in FY94 to discuss the installation's cleanup progress with the community. The RAB adjourned in FY04. In FY06, the installation developed a community relations plan.

To date, the installation has transferred over 5,400 acres. In FY03, the installation conducted an inventory of sites suspected to contain munitions contamination for the Military Munitions Response Program (MMRP); MMRP sites were identified.

FY10 IRP Progress

Fort Wingate completed the ecological risk assessment work plan and groundwater sampling for the base. The installation submitted transfer documents for Parcels 4B, 5B, 8 and 25. Fort Wingate completed investigation work plans for Parcels 4A, 5A, 6 and 23, and investigation fieldwork for Parcels 11, 21 and 22.

Regulatory issues delayed the transfer document submission for Parcels 12 and 14.

FY10 MMRP Progress

Fort Wingate continued to remove munitions and explosives of concern from arroyos.

Technical issues delayed the contract to perform the field investigation at the OB/OD unit and Parcel 3. Administrative issues delayed the start of the hazardous waste management removal and the corrective action management unit construction.

Plan of Action

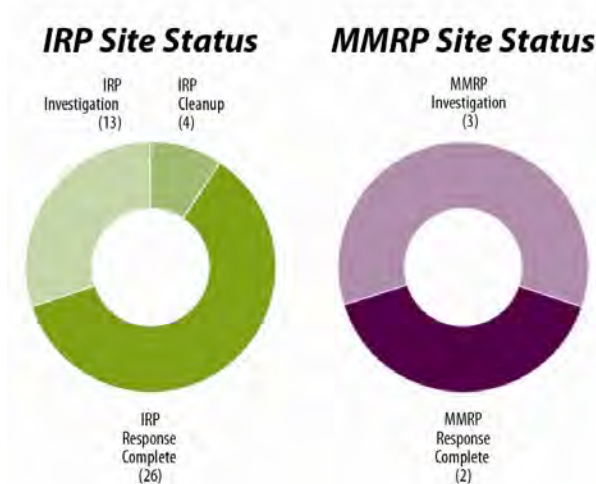
Plan of action items for Fort Wingate are grouped below according to program category.

IRP

- Submit transfer documents for Parcels 12 and 14 in FY11.
- Submit transfer documents for Parcel 10A in FY11-FY12.
- Perform investigation field sampling for Parcels 4A, 6, 10B and 23 in FY11-FY12.
- Award contract for investigation work for Parcels 7, 13, and 18, and Phase II work in Parcels 6, 11, 21, 22, and 23 including removal of the eastern landfill in Parcel 18 in FY11-FY12.

MMRP

- Perform work plan for investigation at Parcel 16 in FY11.
- Continue to remove munitions and explosives of concern from Arroyos in FY11.
- Award a performance based contract and prepare work plan for cleanup at Parcel 3 in FY11-FY12.



FFID:	MN517002291400	Media Affected:	Groundwater and Soil	IRP/MMRP Status Table:	Refer to page E-6-98
Location (Size):	Fridley, Minnesota (83 acres)	Funding to Date:	\$ 39.0 million		
Mission:	Design and manufacture advanced weapons systems	Est. CTC (Comp Year):	\$ 14.8 million (FY2034)		
HRS Score:	30.83; placed on NPL in November 1989	IRP Sites (Final RIP/RC):	5 (FY2002)		
IAG Status:	FFA signed in March 1991	MMRP Sites (Final RIP/RC):	None		
Contaminants:	POLs, VOCs, SVOCs, TCE, metals, cyanide	Five-Year Review Status:	Completed and planned		

Introduction

Fridley Naval Industrial Reserve Ordnance Plant (NIROP) designs and manufactures advanced weapons systems. Site types include waste disposal pits and trenches, source areas beneath the main industrial plant, a foundry core butt disposal area, and site-wide groundwater contamination. Wastes and contaminants associated with these site types include petroleum/oil/lubricants (POLs), solvents, plating sludge, construction debris, and foundry sands. Investigations conducted at this government-owned, contractor-operated installation identified trichloroethylene (TCE) in groundwater, which discharges into the Mississippi River upstream from the Minneapolis drinking water plant. The potential risk to human health and the environment was significant enough for EPA to place the installation on the NPL in November 1989. DoD and EPA signed a federal facility agreement (FFA) in March 1991 to outline how they were going to proceed with cleanup. The installation formed a technical review committee responsible for communicating cleanup progress to the community in FY93, and converted it to a Restoration Advisory Board in FY95. The installation prepared the community relations plan in FY91 and updated it in FY97. The installation also compiled an administrative record and established an information repository in FY95. To ensure continuous monitoring and improvement, Fridley NIROP completed five-year review reports in FY04 and FY09.

To date, Fridley NIROP has completed Records of Decision, which selected cleanup actions for Operable Units 1, 2, and 3. In addition, the installation has completed cleanup for Sites 1 and 2. In FY02, the installation conducted an inventory of all sites suspected to contain munitions contamination for the Military Munitions Response Program (MMRP); no MMRP sites were identified.

FY10 IRP Progress

Fridley NIROP continued operation and maintenance (O&M) and developing an exit strategy. The installation evaluated the replacement of two extraction wells. The installation also completed the annual monitoring report as required. The cost of completing environmental restoration has changed significantly due to technical issues.

FY10 MMRP Progress

Fridley NIROP has identified no MMRP sites.

Plan of Action

Plan of action items for Fridley Naval Industrial Reserve Ordnance Plant are grouped below according to program category.

IRP

- Continue developing exit strategy in FY11.
- Evaluate and optimize the extraction system in FY11.
- Replace extraction well AT-3A and add an additional extraction well in FY11.
- Continue O&M activities in FY11-FY12.
- Upgrade equipment in FY11-FY12.
- Replace one additional extraction well in FY11-FY12.

MMRP

There are no MMRP actions scheduled for FY11 or FY12.

IRP Site Status



FFID:	AK057302865500	HRS Score:	N/A	IRP Sites (Final RIP/RC):	27 (FY2013)
Location (Size):	Galena, Alaska (162 acres)	IAG Status:	N/A	MMRP Sites (Final RIP/RC):	1 (FY2011)
Mission:	Served as an active refueling stop for aircraft bound for the Soviet Union under the Lend-Lease program in World War II, and later as a forward operating location for the Air Force as part of the NORAD Mission	Contaminants:	TCE, POLs, benzene, VOCs, SVOCs, metals	Five-Year Review Status:	This installation is not required to complete a five-year review report
		Media Affected:	Groundwater and Soil	IRP/MMRP Status Table:	Refer to page E-6-5
		Funding to Date:	\$ 36.4 million		
		Est. CTC (Comp Year):	\$ 65.6 million (FY2020)		

Introduction

Galena Forward Operating Location (FOL) formerly served as an active refueling stop for Soviet Union-bound aircraft, and later as part of the North American Aerospace Defense Command mission. The airport was constructed in 1940, and the Air Force has had joint civilian-military use of the airfield since 1951. Military operations have released hazardous chemicals via spills or historical disposal practices. The Air Force reduced the active duty force at the installation in 1993. In 2005, the BRAC Commission recommended closure of Galena FOL. The installation formed a Restoration Advisory Board to discuss the installation's cleanup progress with the community in 2004, but it adjourned due to insufficient interest. Renewed interest by the community led to re initiation of the RAB in FY10. Galena FOL and the Alaska Department of Environmental Conservation coordinate with local stakeholders (including the Louden Tribal Council, City of Galena, and Galena City Schools) through the Galena Technical Project Team to address environmental concerns.

The installation conducted an inventory of sites suspected to contain munitions contamination for the Military Munitions Response Program (MMRP); one MMRP site was identified.

FY10 IRP Progress

Galena FOL conducted preliminary assessments of the entire base and continued operations of the current remediation system. The installation conducted investigations at 26 areas of concern and 6 sites, which included determinations that no further cleanup actions were necessary for multiple areas. The installation conducted cleanup at one site and constructed a bioreactor at another site to evaluate the effectiveness of bioremediation for the cleanup of solvent-contaminated groundwater. The cost of completing environmental restoration has changed significantly due to changes in estimating criteria.

Regulatory, technical, and administrative issues delayed completion of remedial investigations (RIs) for 16 sites, preliminary assessments and RIs for 60 sites, and site inspection (SI) and RI fieldwork for 20 sites. Regulatory, technical, and administrative issues also delayed documentation that no further cleanup actions are necessary at 25 sites, and the operation of 13 cleanup systems. The

installation adjusted cleanup plans based on data collected in 2009 that showed contamination was more extensive than originally thought; plan of action items are adjusted accordingly.

FY10 MMRP Progress

Galena FOL completed an SI at one site.

Plan of Action


Plan of action items for Galena Forward Operating Location are grouped below according to program category.

IRP

- Complete investigations at IRP sites in FY11.
- Conduct source removal actions at four sites in FY11.
- Construct a cleanup system for contaminated soil in FY11.
- Optimize current cleanup systems in FY11.

MMRP

- Conduct supplemental investigation to support determination that no further cleanup is necessary at one site in FY11.



FFID:	OH597152435700	Contaminants:	Solvents, pile runoff (VOCs and SVOCs), metals, residual POLs	Five-Year Review Status:	Completed and planned
Location (Size):	Kettering, Ohio (164 acres)	Media Affected:	Groundwater and Soil	IRP/MMRP Status Table:	Refer to page E-7-43
Mission:	Provided logistical support to the military services by supplying electrical and electronic material	Funding to Date:	\$ 10.9 million		
HRS Score:	N/A	Est. CTC (Comp Year):	\$ 1.9 million (FY2028)		
IAG Status:	N/A	IRP Sites (Final RIP/RC):	22 (FY2002)		
		MMRP Sites (Final RIP/RC):	None		

Introduction

Gentile Air Force Station (AFS) formerly provided logistical support to the Military Services by supplying electrical and electronic material. Sites identified at the installation include underground storage tanks; areas of past industrial operations; and landfills containing construction debris, hardfill, waste oil, solvents, asbestos, low-level radioactive waste, and a subsurface material suspected to be paint thinner. Releases from these sites have contaminated soil and groundwater. In July 1993, the BRAC Commission recommended closure of the Defense Electronics Supply Center (Gentile AFS) and relocation of its mission to the Defense Construction Supply Center in Columbus, Ohio. Gentile AFS closed in December 1996. In FY93, the installation's BRAC cleanup team developed a BRAC cleanup plan with community input to prioritize sites requiring environmental restoration. The installation formed a Restoration Advisory Board (RAB) in FY94 to discuss the installation's cleanup progress with the community. The RAB formally adjourned in FY05. A memorandum of agreement with the Air Force Real Property Agency terminated DLA's involvement in environmental restoration at the installation at the end of FY98. To ensure continuous monitoring and improvement, Gentile AFS completed a five-year review report in FY04.

Environmental studies have identified 22 sites suspected to contain contamination. Twelve sites were closed between FY97 and FY01 with decision documents (DDs), which determined that no further cleanup actions were necessary. Eighteen sites have conditional DDs, determining no further cleanup is necessary if future access is limited to commercial or industrial use. Ten sites are included in two Installation Restoration Program (IRP) DDs, which determined that institutional controls, which minimize the potential for human exposure, are needed at all ten sites. In FY04, Gentile AFS conducted an inventory of sites suspected to contain munitions contamination for the Military Munitions Response Program (MMRP); no MMRP sites were identified. As of FY05, Gentile AFS has transferred all property.

FY10 IRP Progress

Gentile AFS continued cleanup operations at spill site (SS) 028 and SS 035, and waste pit (WP) 026. The installation also updated the administrative record file and land use control management plan which lays out procedures to manage restricted access to sites.

Technical and administrative issues delayed the completion of the second five-year review report.

The BRAC cleanup team met once to discuss the status of the installation.

FY10 MMRP Progress

Gentile AFS has identified no MMRP sites.

Plan of Action

Plan of action items for Gentile Air Force Station are grouped below according to program category.

IRP

- Continue cleanup operations at SS 028 and SS 035, and WP 026 in FY11.
- Complete the second five-year review report in FY11.

MMRP

There are no MMRP actions scheduled for FY11 or FY12.

IRP Site Status



FFID: CA957002445300
Location (Size): Victorville, California (5,062 acres)
Mission: Provided tactical fighter operations support
HRS Score: 33.62; placed on NPL in February 1990
IAG Status: FFA signed in October 1990
Contaminants: POLs, VOCs, lead, SVOCs, metals, radioactive materials, other

Media Affected: Groundwater, Surface Water, Soil
Funding to Date: \$ 124.7 million
Est. CTC (Comp Year): \$ 46.6 million (FY2040)
IRP Sites (Final RIP/RC): 77 (FY2012)
MMRP Sites (Final RIP/RC): 8 (FY2012)
Five-Year Review Status: Completed and planned

IRP/MMRP Status Table: Refer to page E-6-31

Introduction

George Air Force Base (AFB) formerly provided tactical fighter operations support. Environmental studies conducted at George AFB have identified landfills, petroleum spill sites, underground storage tanks (USTs), waste storage and disposal units, and fire training areas. The potential risk to human health and the environment was significant enough for EPA to place the installation on the NPL in February 1990. DoD and EPA signed a federal facility agreement (FFA) in October 1990 to outline how they were going to proceed with cleanup. The 1988 BRAC Commission recommended closure of George AFB and the installation closed in December 1992. In FY92, the installation formed a BRAC cleanup team to develop a process for cleanup of sites at George AFB, and converted its technical review committee responsible for communicating cleanup progress with the community into a Restoration Advisory Board. To ensure continuous monitoring and improvement, the installation completed five-year review reports in FY01 and FY06.

Sites have been grouped into five operable units (OUs). George AFB has completed two Records of Decisions (RODs) for OUs 1 and 3, selecting cleanup actions at these sites. In FY04, George AFB conducted an inventory of sites suspected to contain munitions contamination for the Military Munitions Response Program (MMRP); eight MMRP sites were identified.

FY10 IRP Progress

George AFB completed the draft petroleum corrective action plan. The installation also completed the draft feasibility study (FS) to evaluate cleanup alternatives at OU 1. The cost of completing environmental restoration has changed significantly due to changes in estimating criteria.

FY10 MMRP Progress

George AFB wrote and awarded the contract to prepare a work plan for conducting the MMRP investigation, conducting and preparing detailed risk minimization procedures, and a low complexity biological assessment.

Plan of Action

Plan of action items for George Air Force Base are grouped below according to program category.

IRP

- Complete final pesticide corrective action plan and final petroleum corrective action plan in FY11.
- Complete feasibility study (FS), proposed plan (PP) and draft ROD in FY11.
- Submit five-year review report in FY11.
- Complete final FS, PP and final ROD Amendment for OU 1 in FY11-FY12.

MMRP

- Conduct low complexity biological assessment in FY11-FY12.
- Conduct investigation and surface clearance on 77 acres at SR 401; DP 033; and XU 400 in FY11-FY12.
- Remove and dispose of munitions debris on small arms range in FY12.

IRP Site Status



MMRP Site Status



FFID:	NY257002445100	UXO, SVOCs, radioactive materials, explosives, propellants	Five-Year Review Status:	Completed and planned
Location (Size):	Rome, New York (3,638 acres)	Groundwater, Surface Water, Sediment, Soil	IRP/MMRP Status Table:	Refer to page E-6-119
Mission:	Supported bomber and tanker operations			
HRS Score:	34.20; placed on NPL in July 1987			
IAG Status:	FFA signed in June 1990			
Contaminants:	Heavy metals, PCBs, grease, degreasers, caustic cleaners, dyes, penetrants, VOCs, TCE,			
		Media Affected:		
		Funding to Date:		
		Est. CTC (Comp Year):		
		IRP Sites (Final RIP/RC):		
		MMRP Sites (Final RIP/RC):		

Introduction

The mission of Griffiss Air Force Base (AFB) was to support bomber and tanker aircraft operations. Sites identified at the installation include landfills (LFs), underground storage tanks (USTs), fire training areas, disposal pits, spill areas, and identified possible off-site groundwater contamination. The potential risk to human health and the environment was significant enough for EPA to place the installation on the NPL in July 1987. DoD and EPA signed a federal facility agreement (FFA) in June 1990 to outline how they were going to proceed with cleanup. The 1993 BRAC Commission recommended realignment of Griffiss AFB and the 1995 BRAC Commission recommended further realignment. Following the realignment actions, Griffiss AFB retained 136 acres for Rome Laboratory and Air National Guard Northeast Air Defense Sector facilities. In FY95, Griffiss AFB formed a BRAC cleanup team to develop a process for cleanup of sites at the installation and, with community input, completed the BRAC cleanup plan to prioritize sites requiring environmental restoration. Also in FY95, the installation formed a Restoration Advisory Board to discuss cleanup progress with the community. The installation received funding for technical assistance for public participation in FY99. To ensure continuous monitoring and improvement, Griffiss AFB completed a five-year review report in FY05 and FY10.

To date, the installation has signed 35 Records of Decision (RODs) which selected cleanup actions at environmental restoration sites. Griffiss AFB has completed eight RODs documenting no further cleanup action is necessary. Interim cleanup conducted at the facility between FY86 and FY91 included modification of an LF cap; and the removal of contaminated soil and USTs from a tank farm, various disposal pits, and the area adjacent to an aircraft nosedock. In FY04, Griffiss AFB conducted an inventory of sites suspected to contain munitions contamination for the Military Munitions Response Program (MMRP); MMRP sites were identified.

FY10 IRP Progress

Griffiss AFB completed and decommissioned the landfarming operations, which treated 150,000 cubic yards of petroleum-contaminated soil that was reused throughout the base. In addition, the installation completed three RODs, two proposed plans (PP), and the second five-year review report. The installation also installed the cleanup system at the fourth and final chlorinated contamination site. The cost of completing environmental restoration has changed significantly due to changes in estimating criteria.

FY10 MMRP Progress

The installation conducted no MMRP actions.

Plan of Action

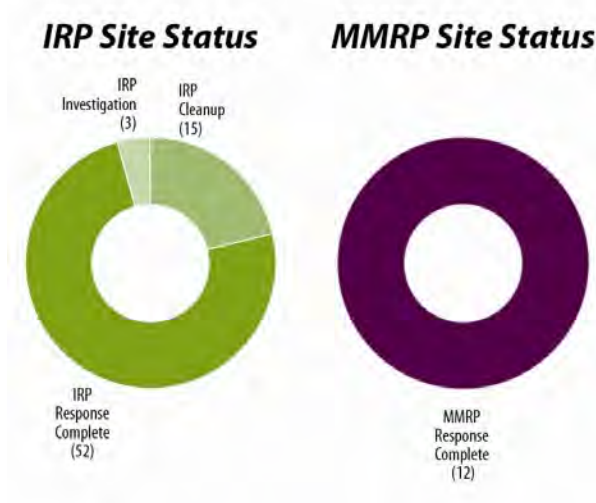
Plan of action items for Griffiss Air Force Base are grouped below according to program category.

IRP

- Complete three PPs and four RODs in FY11.
- Award a performance-based contract for cleanup at 43 sites in FY11.
- Complete two PPs and two RODs in FY12.

MMRP

There are no MMRP actions scheduled for FY11 or FY12.



FFID:	IN557212447200	Contaminants:	Household and industrial waste, radioactive contamination, spent solvents, metals, fuels, SVOCs, lead, waste oils, asbestos, VOCs, explosives, propellants	IRP Sites (Final RIP/RC):	40 (FY2012)
Location (Size):	Peru, Indiana (2,722 acres)	Media Affected:	Groundwater, Sediment, Soil	MMRP Sites (Final RIP/RC):	5 (FY2002)
Mission:	Supports tanker aircraft operations of the 434th Air Refueling Wing; formerly supported bomber aircraft operations	Funding to Date:	\$ 29.0 million	Five-Year Review Status:	Completed and planned
HRS Score:	N/A	Est. CTC (Comp Year):	\$ 12.0 million (FY2999)	IRP/MMRP Status Table:	Refer to page E-6-79
IAG Status:	N/A				

Introduction

Grissom Air Force Base (AFB), now divided into the former Grissom AFB and the Grissom Air Reserve Base (ARB), was established as Bunker Hill Naval Air Station in 1942 and became an Air Force installation in 1954 that supported bomber aircraft operations. Grissom AFB has most recently supported tanker aircraft operations of the 434th Air Refueling Wing. Contaminated sites include outdoor and indoor small arms firing ranges, a munitions burn/burial area, a grenade training range, a firing-in butt site, oil-water separator sites, underground storage tank sites, aboveground storage tank sites, a central heat plant site, fire training areas, landfills, and various maintenance shops and spill sites. In July 1991, the BRAC Commission recommended realignment of the installation. Following realignment in September 1994, the Air Force retained 1,400 acres as Grissom Air Reserve Base (ARB). In FY07, the Air Force Real Property Agency used BRAC funding to complete cleanup and transfer the other 1,322 acres to the Miami County Economic Development Authority, the State of Indiana, and several private entities. In FY94, the installation formed a BRAC cleanup team to develop a process for cleanup of sites. The BRAC cleanup team developed a BRAC cleanup plan with community input in FY94 to prioritize sites requiring environmental restoration. In FY95, the installation formed a Restoration Advisory Board to discuss cleanup progress with the community. To ensure continuous monitoring and improvement, Grissom AFB and Grissom ARB both completed five-year review reports in FY06.

Records of Decision (RODs) or decision documents (DDs) have been signed for 12 sites at Grissom AFB and 27 sites at Grissom ARB, selecting cleanup actions or determining that no further cleanup action is necessary. In FY04, Grissom AFB conducted an inventory of sites suspected to contain munitions contamination for the Military Munitions Response Program (MMRP); MMRP sites were identified.

FY10 IRP Progress

Grissom ARB modified three RODs to remove groundwater restrictions at three sites and removed two sites from future five-year reviews. The installation conducted Interim cleanup actions at two sites and began a five-year review report. Grissom ARB conducted groundwater monitoring at six sites. Grissom AFB continued cleanup using natural processes at five sites. Grissom AFB managed land use controls (LUCs), which restrict the use of or access to 14 sites and institutional controls (ICs), which are tools that minimize the potential for human exposure for the same 14 sites. The cost of completing environmental restoration has changed significantly due to regulatory issues and changes in estimating criteria.

FY10 MMRP Progress

Grissom AFB prepared closure documentation for four MMRP sites.

Plan of Action

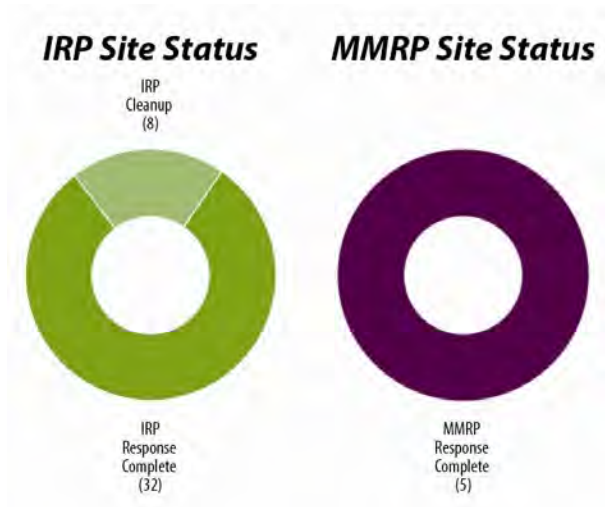
Plan of action items for Grissom Air Force Base are grouped below according to program category.

IRP

- Complete five-year review reports for Grissom AFB and Grissom ARB in FY11.
- Award a nine-year, multi-base performance based contract for Grissom AFB in FY11.
- Perform LUC/IC inspections at 14 sites at Grissom AFB in FY11-FY12.
- Monitor groundwater at six sites at Grissom AFB and four sites at Grissom ARB in FY11-FY12.
- Close three sites at Grissom ARB in FY11-FY12.

MMRP

- There are no MMRP actions scheduled at Grissom AFB or Grissom ARB for FY11 or FY12.



FFID:	GU917002753200, GU917002758300, GU917002758500, and GU917002757600	HRS Score:	N/A	IRP Sites (Final RIP/RC):	63 (FY2017)
Location (Size):	Apra Harbor, Guam (15,306 acres)	IAG Status:	IAG signed in FY93	MMRP Sites (Final RIP/RC):	4 (FY2019)
Mission:	Operated facilities; provided services and materials; issued weapons and ordnance in support of operating forces of the Navy; provided services for Guam Naval Activities	Contaminants:	PCBs, POLs, pesticides, heavy metals, VOCs, SVOCs	Five-Year Review Status:	Completed, underway and planned
		Media Affected:	Groundwater, Surface Water, Sediment, Soil	IRP/MMRP Status Table:	Refer to page E-6-63 and E-7-20
		Funding to Date:	\$ 164.7 million		
		Est. CTC (Comp Year):	\$ 57.6 million (FY2028)		

Introduction

Guam Apra Harbor Complex consists of Navy commands in the Apra Harbor area and the former Naval Magazine area southeast of the harbor. The BRAC Commission recommended four of the commands (Guam Naval Activities, Naval Fleet and Industrial Supply Center, Naval Ship Repair Facility [NSRF], and Public Works Center) for realignment or closure in 1995. NSRF ceased operations in September 1997. Operations that contributed to contamination included support of naval operating forces and shore activities, photographic and printing shops, a dry cleaning plant, power plants and boilers, pest control operations, and chemical and medical laboratories. Wastes were stored and disposed of in landfills and wastewater treatment plants. DoD and EPA signed an interagency agreement (IAG) in FY93 to outline how they were going to proceed with cleanup. The installation formed a BRAC cleanup team to develop a process for cleanup of sites. Guam Apra Harbor Complex completed a joint community relations plan in FY92 to prioritize sites requiring environmental restoration. In FY94, Guam Apra Harbor Complex established an information repository. Formed in FY94, the complex converted its technical review committee responsible for communicating cleanup progress with the community, into a Restoration Advisory Board in FY95.

To date, the installation has completed cleanup at 44 sites. The installation also transferred 2,725 acres to the Government of Guam and decided to retain NSRF. In FY03, the installation conducted an inventory of all sites suspected to contain munitions contamination for the Military Munitions Response Program (MMRP); MMRP sites were identified. To date, the installation has signed Decision Documents determining no further cleanup activities were necessary for five sites.

FY10 IRP Progress

Guam Apra Harbor Complex continued cleanup actions at 22 Installation Restoration Program (IRP) sites.

FY10 MMRP Progress

Guam Apra Harbor Complex continued cleanup actions at three MMRP sites.

Plan of Action


Plan of action items for Guam Apra Harbor Complex are grouped below according to program category.

IRP

There are no IRP actions scheduled for FY11 or FY12.

MMRP

There are no MMRP actions scheduled for FY11 or FY12.



FFID:	MA157172442400	Media Affected:	Groundwater, Surface Water, Sediment, Soil	IRP/MMRP Status Table:	Refer to page E-7-29
Location (Size):	Bedford, Massachusetts (826 acres)	Funding to Date:	\$ 39.8 million		
Mission:	Support Headquarters Electronic Systems Center	Est. CTC (Comp Year):	\$ 8.7 million (FY2020)		
HRS Score:	50.00; placed on NPL in May 1994	IRP Sites (Final RIP/RC):	23 (FY2003)		
IAG Status:	FFA signed in September 2009	MMRP Sites (Final RIP/RC):	None		
Contaminants:	VOCs, SVOCs, gasoline, jet fuel, metals, phenols, PCBs, chlorinated solvents	Five-Year Review Status:	Completed and planned		

Introduction

Hanscom Air Force Base (AFB) supports the Air Force Electronic Systems Center. Operations at Hanscom AFB have involved generation, use, and disposal of numerous hazardous substances. Possible sources of contamination include a former industrial wastewater treatment system, a former filter bed and landfill (LF) area, a jet fuel residue and tank sludge area, two LFs, three former fire training areas, a paint waste disposal area, a mercury spill area, former aviation fuel handling and storage facilities, underground storage tanks, and fuel spill areas. The potential risk to human health and the environment was significant enough for EPA to place Hanscom Field/Hanscom AFB on the NPL in May 1994. The NPL site designation includes Hanscom AFB and former portions of the installation leased from the Commonwealth of Massachusetts between 1942 and 1974. The leased property included the flightline and airfield areas of the installation that are now L.G. Hanscom Field, a civilian airport. In September 2009, DoD and EPA signed a federal facility agreement (FFA) to outline how they are going to proceed with cleanup. The 2005 BRAC Commission recommended Hanscom AFB for realignment. In FY95, the installation converted its technical review committee, responsible for communicating cleanup progress with the community, into a Restoration Advisory Board (RAB). To ensure continuous monitoring and improvement, the installation completed three five-year review reports in FY97, FY02, and FY07.

To date, the installation has closed 14 sites; no further construction of cleanup systems is required at the remaining 8 sites. The installation has signed Records of Decisions for operable units (OUs) 1 and 3 (Installation Restoration Program [IRP] Sites 6 and 21), which selected cleanup actions at these sites. Hanscom AFB conducted an inventory of sites suspected to contain munitions contamination for the Military Munitions Response Program (MMRP); no MMRP sites were identified.

FY10 IRP Progress

Hanscom AFB continued to operate, maintain, and monitor the long-term remedies in place at OUs 1, 2, and 3 (IRP Sites 6 and 21); Army and Air Force Exchange Services service station; and base motor pool sites. The installation continued to monitor and enforce land use controls (LUCs), which restrict activities at all sites.

The RAB held one meeting to discuss the status of the installation.

FY10 MMRP Progress

The Air Force is reviewing its inventory of sites known or suspected of containing munitions for the MMRP.

Plan of Action

Plan of action items for Hanscom Air Force Base are grouped below according to program category.

IRP

- Continue to operate, maintain, and monitor the long-term remedies in place at OUs 1, 2, and 3 (IRP Sites 6 and 21); Army and Air Force Exchange Services service station; and base motor pool sites in FY11-FY12.
- Continue to monitor and enforce LUCs at all sites in FY11-FY12.

MMRP

There are no MMRP actions scheduled for FY11 or FY12.

IRP Site Status



FFID:	NE79799F041100	Media Affected:	Groundwater and Soil	IRP/MMRP Status Table:	Refer to page E-6-106
Location (Size):	Hastings, Nebraska (48,753 acres)	Funding to Date:	\$ 101.9 million		
Mission:	Produce, load, and store ammunition	Est. CTC (Comp Year):	\$ 50.1 million (FY2014)		
HRS Score:	42.24; placed on NPL in June 1986	IRP Sites (Final RIP/RC):	7 (FY2014)		
IAG Status:	IAG signed in 1998	MMRP Sites (Final RIP/RC):	1 (FY2002)		
Contaminants:	UXO, VOCs, PAHs, heavy metals, SVOCs, explosives, propellants	Five-Year Review Status:	Completed and planned		

Introduction

Operations at the Blaine Naval Ammunition Depot contributed to groundwater and soil contamination at the Hastings Groundwater Contamination Site. The U.S. Army Corps of Engineers (USACE) designated five operable units (OUs) at the property: three OUs for the 2,900-acre Hastings East Industrial Park and two others. The three OUs at the industrial park are divided into: soil (OU 4); the vadose zone (OU 8), which is directly beneath the surface; and groundwater (OU 14). OU 16 includes the explosives disposal area and the bomb and mine complex at the naval yard dump, and OU 15 contains a 44,500-acre area of the former Blaine Naval Ammunition Depot not included in the other OUs. The potential risk to human health and the environment was significant enough for EPA to place the property on the NPL in June 1986. DoD and EPA signed an interagency agreement (IAG) in FY98 to outline how they were going to proceed with cleanup. In FY99, USACE formed a Restoration Advisory Board to discuss the installations cleanup progress with the community. To ensure continuous monitoring and improvement, USACE completed five-year review reports in FY02 and FY09.

To date, the Army has signed Records of Decision (RODs), which selected cleanup actions for two soil contaminants and OU 14 and 15 groundwater. In FY96, the Army conducted an inventory for one site suspected to contain munitions contamination for the Military Munitions Response Program (MMRP); one site was identified. The Army approved a cleanup project for the site in FY96 and cleanup is complete.

FY10 IRP Progress

USACE completed the ROD for Site-wide Groundwater (OU 8 and OU 14) and the proposed plan (PP) and ROD for OU 15. In addition, USACE obtained the final Department of Justice settlement payment from the potentially responsible parties.

Administrative issues delayed revision of the focused feasibility study (FS) addendum to evaluate cleanup alternatives at OU 16.

FY10 MMRP Progress

USACE conducted no MMRP actions.

Plan of Action


Plan of action items for Hastings Groundwater Contamination Site are grouped below according to program category.

IRP

- Complete the design for and begin construction of the cleanup system for OU 14 groundwater FY11.
- Prepare the PP, ROD, and focused FS addendum for OU 16 in FY11
- Begin five-year review report for the installation in FY11.

MMRP

- Begin five-year review report for the munitions response site in FY11.



FFID: UT857172435000
Location (Size): Ogden, Utah (6,698 acres)
Mission: Provide logistics support for weapons systems
HRS Score: 49.94; placed on NPL in July 1987
IAG Status: FFA signed in April 1991; IAG signed in September 2006

Contaminants: Solvents (TCE, PCE, TCA, 1,2 DCA, DCE), metals, petroleum products, PCBs, VOCs, SVOCs
Media Affected: Groundwater, Surface Water, Sediment, Soil
Funding to Date: \$ 350.8 million
Est. CTC (Comp Year): \$ 403.3 million (FY2041)
IRP Sites (Final RIP/RC): 225 (FY2014)

MMRP Sites (Final RIP/RC): 22 (FY2016)
Five-Year Review Status: Completed and planned
IRP/MMRP Status Table: Refer to page E-6-165

Introduction

The mission of Hill Air Force Base (AFB) is to provide logistics support for weapons systems, host two fighter wings, and operate the Utah Test and Training Range. Site types at Hill AFB include disposal pits, landfills, surface impoundments, underground storage tanks, fire training areas, firing ranges, discharge and wastewater ponds, a contaminated building, a munitions dump, and spill sites. Contaminants include solvents (primarily trichloroethylene [TCE]), fuels, acids, bases, and plating solutions. The potential risk to human health and the environment was significant enough for EPA to place the installation on the NPL in July 1987. DoD and EPA signed a federal facility agreement (FFA) in April 1991 to outline how they were going to proceed with cleanup at Hill AFB. The Air Force also signed an interagency agreement (IAG) in September 2006 that outlined cleanup procedures for covering the Utah Test and Training Range and the Little Mountain Test Annex. The 2005 BRAC Commission recommended Hill AFB for realignment. In FY95, the installation formed a Restoration Advisory Board to discuss the installation's cleanup progress with the community. To ensure continuous monitoring and improvement, the installation completed five-year review reports in FY98, FY03, and FY08.

To date, the installation has signed Records of Decision (RODs) which selected cleanup actions for nine operable units (OUs). In FY07, the installation conducted an inventory of all sites suspected to contain munitions contamination for the Military Munitions Response Program (MMRP); eight sites were added to the inventory.

FY10 IRP Progress

Hill AFB submitted a decision document for OU NR 1, proposed plans for OUs 13 and A, a feasibility study (FS) to evaluate cleanup alternatives for OU 9, and a Removal Action Report for OU SR 2 for regulatory review. The installation installed and operated the cleanup system for OU 2, and completed the construction completion report. Hill AFB also investigated vapor intrusion in residences with portable gas chromatography instruments, resulting in the reduced need for cleanup systems. The cost of completing environmental restoration has changed significantly due to regulatory and technical issues, and changes in estimating criteria.

Technical, regulatory, and administrative issues delayed the RODs for OUs NR1, 11, 13, and A.

The RAB held quarterly meetings, provided technical training, and conducted OU and treatability study tours.

FY10 MMRP Progress

Hill AFB completed a preliminary assessment of potential environmental hazards at sites on Bureau of Land Management property.

Administrative issues delayed site inspection (SI) fieldwork, surface clearances, and remedial investigation (RI) fieldwork.

Plan of Action

Plan of action items for Hill Air Force Base are grouped below according to program category.

IRP

- Submit RODs for OUs A and 13 in FY11.
- Complete FS at OUs 11, NR 2, SR 1, and SR 2 in FY11.
- Complete source area removal action at OU 12 in FY11.
- Submit a ROD for OU 9 in FY12.

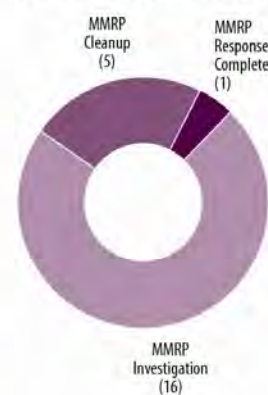
MMRP

- Complete RI/FS at on-base sites in FY11.
- Perform Surface Clearance Phase III evaluation at Site AL501 in FY11.
- Complete SI at remaining sites on non-DoD property in FY11.

IRP Site Status



MMRP Site Status



FFID:	FL457212403700	Contaminants:	Pesticides, solvents, VOCs, PCBs, heavy metals, jet fuel, PAHs, cyanide, SVOCs	Five-Year Review Status:	Completed and planned
Location (Size):	Homestead, Florida (2,938 acres)	Media Affected:	Groundwater, Sediment, Soil	IRP/MMRP Status Table:	Refer to page E-6-55
Mission:	Houses the 482rd Reserve Fighter Wing and is host to several other government agencies	Funding to Date:	\$ 34.4 million		
HRS Score:	42.24; placed on NPL in August 1990	Est. CTC (Comp Year):	\$ 45.2 million (FY2999)		
IAG Status:	FFA signed in February 1991	IRP Sites (Final RIP/RC):	42 (FY2006)		
		MMRP Sites (Final RIP/RC):	2 (FY2016)		

Introduction

Homestead Air Force Base (AFB) was established as an Army airfield in 1942 and became an Air Force installation in 1955 to house the Strategic Air Command. Sites identified at the installation include the JP-4 jet fuel leak area, a landfill, fire pit training areas, various spill sites, underground storage tanks (USTs), aboveground storage tanks, and oil-water separators. The potential risk to human health and the environment was significant enough for EPA to place the installation on the NPL in August 1990. DoD and EPA signed a federal facility agreement (FFA) in February 1991 to outline how they were going to proceed with cleanup. In July 1993, the BRAC Commission recommended realignment of the installation. Following realignment in March 1994, the Air Force retained 852 acres and the Army retained 10 acres. In 2003, the Air Force acquired an additional 1,091 acres that included the airfields; the combined 1,943 acres became known as Homestead Air Reserve Base (ARB). Homestead ARB's environmental restoration program is managed by the Air Force Reserve Command (AFRC). To date, 976 acres of the former Homestead AFB have been transferred, primarily to the local redevelopment authority and other federal agencies; the Air Force Real Property Agency (AFRPA) manages restoration on this 976-acre BRAC property. In 1994, AFRC and AFRPA formed a BRAC cleanup team to develop a process for the cleanup of sites. AFRC and AFRPA formed a Restoration Advisory Board in FY94 to discuss cleanup progress with the community. To ensure continuous monitoring and improvement, AFRC completed a five-year review report for sites on Homestead ARB and sites on the BRAC property in FY05.

Interim cleanup has included the removal of USTs and contaminated soil, groundwater extraction and treatment, and the removal of oil-water separators. By FY95, the installation closed 400 restoration sites after determining that no further cleanup actions were required; the installation consolidated the remaining sites into 5 major fuel areas and 30 operable units (OUs). The installation signed Records of Decision selecting cleanup actions for OUs 1 through 7, 11, 12, 15, 18, 20, 21, and 25 through 31. In FY04, AFRC conducted an inventory of sites suspected to contain munitions contamination for the Military Munitions Response Program (MMRP); two MMRP sites were identified.

FY10 IRP Progress

Homestead AFB continued cleanup operations and long-term management (LTM). The cost of completing environmental restoration has changed significantly due to changes in estimating criteria.

Regulatory issues delayed the ARB and BRAC property five-year review reports.

FY10 MMRP Progress

Homestead AFB continued with environmental investigations through site closure at two MMRP sites.

Plan of Action

Plan of action items for Homestead Air Force Base are grouped below according to program category.

IRP

- Complete the ARB and BRAC property five-year review reports in FY11.
- Complete draft work plans in FY11.
- Continue cleanup operations and LTM in FY11-FY12.

MMRP

- Complete follow-up environmental investigations through site closure at two MMRP sites in FY11-FY12.

IRP Site Status



MMRP Site Status



FFID:	CA917002278400	Contaminants:	Heavy metals, PCBs, petroleum hydrocarbons, VOCs, SVOCs, explosives and propellants	Five-Year Review Status:	Completed and planned
Location (Size):	San Francisco, California (934 acres)	Media Affected:	Groundwater, Sediment, Soil	IRP/MMRP Status Table:	Refer to E-6-30
Mission:	Repaired and maintained ships	Funding to Date:	\$ 677.5 million		
HRS Score:	48.77; placed on NPL in November 1989	Est. CTC (Comp Year):	\$ 450.6 million (FY2021)		
IAG Status:	FFA signed in September 1990 and revised in January 1992	IRP Sites (Final RIP/RC):	70 (FY2021)		
		MMRP Sites (Final RIP/RC):	None		

Introduction

The mission at Hunter's Point Annex-Treasure Island Naval Station (NS) was to repair and maintain ships. Military activities have resulted in environmental contamination. Site types include landfills and land disposal areas, containing primarily heavy metals, volatile organic compounds (VOCs), and radioactive materials. The potential risk to human health and the environment was significant enough for EPA to place the installation on the NPL in November 1989. DoD and EPA signed a federal facility agreement (FFA) with the Navy in September 1990, which was revised in January 1992, to outline how they were going to proceed with cleanup. In July 1991, the BRAC Commission recommended closure of Hunter's Point Annex-Treasure Island NS. The station ceased operations in April 1994, and is now under the responsibility of Naval Facilities Engineering Command, Southwest. Parts of the installation have been leased to private parties. The installation formed a BRAC cleanup team in FY94 to prioritize sites requiring environmental restoration. The installation also converted its technical review committee, responsible for communicating cleanup progress with the community, into a Restoration Advisory Board in FY94. The installation revised its community relations plan in FY97 and in FY04. The BRAC cleanup team updates the site management plan every quarter.

The installation completed XX Records of Decision (ROD), which determined that no further cleanup activities were necessary at Parcel As and D. In FY02, the installation conducted an inventory of all sites suspected to contain munitions contamination for the Military Munitions Response Program (MMRP); no MMRP sites were identified.

FY10 IRP Progress

Hunter's Point Annex-Treasure Island NS completed a groundwater treatability study for Parcel E; finalized the feasibility study to evaluate cleanup alternatives and associated radiological addendum for Parcels E2 and F; and completed the design for cleanup at Parcel B (Sites 7 and 18). The installation also completed a ROD, which determined that no further cleanup activities were necessary at Parcel D, and completed a radiological data gaps investigation at Parcel F. Hunter's Point Annex-Treasure Island NS also drafted the ROD for Parcel C and continued removal actions at Utility Corridors 1 and 2.

Regulatory issues delayed the completion of the radiological removal actions and design for cleanup at Parcels B and G.

FY10 MMRP Progress

Hunter's Point Annex-Treasure Island NS has identified no MMRP sites.

Plan of Action

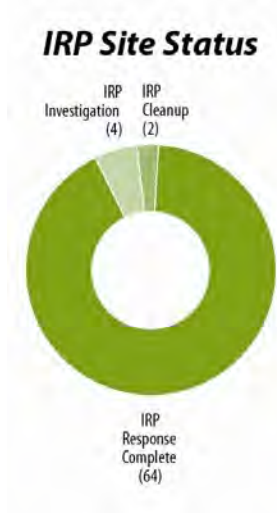
Plan of action items for Hunter's Point Annex-Treasure Island Naval Station are grouped below according to program category.

IRP

- Complete the radiological removal actions and cleanup at Parcels B and G in FY11.

MMRP

There are no MMRP actions scheduled for FY11 or FY12.



FFID:	MD317002410900	IAG Status:	FFA signed in December 2000.	IRP Sites (Final RIP/RC):	70 (FY2017)
Location (Size):	Indian Head, Maryland (3,423 acres)	Contaminants:	Propellants, explosives, acids, paints, solvents, heavy metals, radioactive material, TCE, wastewater, VOCs, SVOCs	MMRP Sites (Final RIP/RC):	32 (FY2020)
Mission:	Provide services in energetics through engineering, operational support, manufacturing technology; conduct research, development, and testing of energetic and ordnance device	Media Affected:	Groundwater, Surface Water, Sediment, Soil	Five-Year Review Status:	Completed and planned
HRS Score:	50.00; placed on NPL in February 1995	Funding to Date:	\$ 57.6 million	IRP/MMRP Status Table:	Refer to page E-6-91
		Est. CTC (Comp Year):	\$ 164.0 million (FY2021)		

Introduction

Naval Support Facility, Indian Head (Indian Head) provides services in energetics for all warfare centers, including engineering, fleet and operational support, manufacturing technology, limited production, and industrial base support. The installation produces and handles complex chemicals to accomplish this mission including lead, silver, and mercury. The potential risk to human health and the environment was significant enough for EPA to place the installation on the NPL in February 1995. DoD and EPA signed a federal facility agreement (FFA) in FY01 to outline how they were going to proceed with cleanup. In 2005, the BRAC Commission recommended Indian Head for realignment. The technical review committee responsible for communicating cleanup progress with the community was formed in FY93, and was converted to a Restoration Advisory Board in FY95. The installation prepared a community relations plan and established an information repository. In FY98, the administrative record became available in an electronic format, which is updated periodically. To ensure continuous monitoring and improvement, Indian Head completed five-year review reports for Sites 12 and 42 in FY07.

To date, Indian Head has signed Records of Decision (RODs), which selected cleanup actions for 10 sites and No Further Action RODs, or equivalent decision documents, which determined no further cleanup activities were necessary at 28 sites. In FY02, the installation conducted an inventory of all sites suspected to contain munitions contamination for the Military Munitions Response Program (MMRP); MMRP sites were identified.

FY10 IRP Progress

Indian Head completed the feasibility study (FS) to evaluate cleanup alternatives at the Lab Area, and the engineering evaluation and cost analysis for Sites 19 and 27. Indian Head also completed RODs for Sites 6 and 17, and completed the proposed plans for Sites 21, 36, and the Lab Area. The cost of completing environmental restoration has changed significantly due to technical issues.

Regulatory issues delayed cleanup actions at Sites 21 and 57. Technical issues delayed cleanup at Sites 11 and 17.

FY10 MMRP Progress

Indian Head completed site inspections at 8 sites and 4 water ranges at the main installation and at 16 sites at Stump Neck Annex. The installation also completed removal actions at Unexploded Ordnance (UXO) 32.

Plan of Action

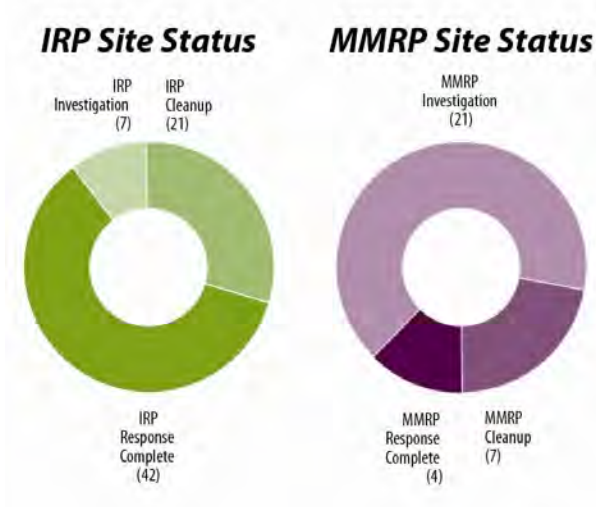
Plan of action items for Indian Head Naval Surface Warfare Center are grouped below according to program category.

IRP

- Complete FS for Site 38 in FY11.
- Complete cleanup actions at Sites 11, 17, 21, 47, and 57 in FY11-FY12.
- Complete removal actions at Sites 01, 19, and 27 in FY11-FY12.
- Complete RODs for the Lab Area and Sites 21, 28, and 36 in FY11-FY12.

MMRP

- Complete cleanup actions at UXO 32 in FY11-FY12.
- Complete removal action at UXO 19 in FY11-FY12.



FFID:	IA721382044500	Media Affected:	Groundwater, Surface Water, Sediment, Soil	IRP/MMRP Status Table:	Refer to page E-6-80
Location (Size):	Middletown, Iowa (19,011 acres)	Funding to Date:	\$ 103.7 million		
Mission:	Load, assemble, and pack munitions	Est. CTC (Comp Year):	\$ 24.9 million (FY2047)		
HRS Score:	29.73; placed on NPL in August 1990	IRP Sites (Final RIP/RC):	56 (FY2013)		
IAG Status:	IAG signed in September 1990	MMRP Sites (Final RIP/RC):	8 (FY2013)		
Contaminants:	Explosives, low-level radioactive materials, heavy metals, VOCs, SVOCs, propellants	Five-Year Review Status:	Completed and underway		

Introduction

In 1941, the Army constructed the Iowa Army Ammunition Plant (AAP) to load, assemble, and pack various conventional ammunition and fuzing systems. The installation has three Operable Units (OUs): soil (OU 1), groundwater (OU 3), and overall (OU 4). During operations, industrial process wastewater and by-products were disposed at the installation. Site types include surface impoundments, production areas, landfills, and a fire-training pit. Soil and groundwater contamination resulted primarily from the disposal of explosives and heavy metal-containing wastes directly onto the soil. The installation also identified small amounts of contamination by volatile organic compounds (VOCs). The potential risk to human health and the environment was significant enough for EPA to place Iowa AAP on the NPL in August 1990. DoD and EPA signed an interagency agreement (IAG) in December 1990 to outline how they were going to proceed with cleanup. Restoration activities through FY00 included closing one cell in the inert landfill, removing aboveground treatment tanks, removing lead-contaminated soil from a production line, and cleaning up an abandoned coal storage yard. The installation formed a Restoration Advisory Board (RAB) in FY97 to discuss cleanup progress with the community. To ensure continuous monitoring and improvement, the installation completed a five-year review report in FY05.

To date, the installation has completed two interim Records of Decision (RODs) and one final ROD, which selected cleanup actions for sites with soil contamination. In FY02, Congress designated the installation for inclusion into the Formerly Utilized Sites Remedial Action Program to address impacts from former Atomic Energy Commission industrial activities. The installation conducted an inventory of sites suspected to contain munitions contamination for the Military Munitions Response Program (MMRP); MMRP sites were identified.

FY10 IRP Progress

Iowa AAP completed soil treatment at OU 1 and OU 4, and restructured the OUs to better facilitate project management at the plant. The installation began closure of the inert disposal area, a feasibility study (FS) to evaluate cleanup alternatives for OU 6, and a five-year review report for the Plant. The cost of completing environmental restoration has changed significantly due to changes in estimating criteria.

Technical issues delayed closure of the inert disposal area. Regulatory issues delayed completion of the FS and ROD for OU 3, and the Remedial investigation (RI) and FS for OU 4.

Iowa AAP conducted a tour of the facility for new RAB members.

FY10 MMRP Progress

The installation submitted the remedial investigation (RI) report.

Regulatory issues delayed completion of the RI report.

Plan of Action

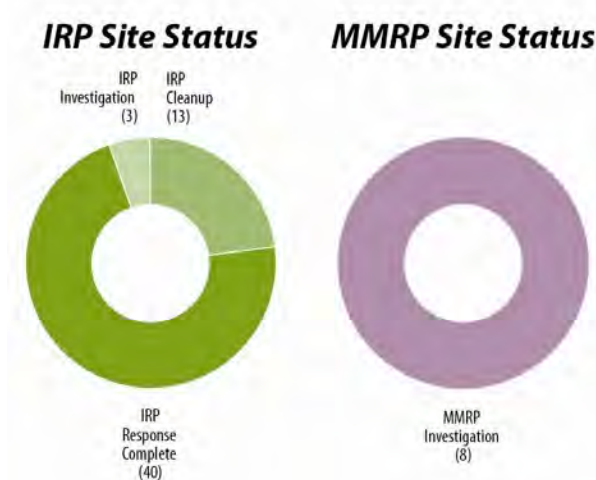
Plan of action items for Iowa Army Ammunition Plant are grouped below according to program category.

IRP

- Complete closure of the inert disposal area in FY11.
- Complete an FS and ROD for OU 3 in FY11.
- Complete an RI/FS for OU 4 in FY11.
- Complete soil treatments at OU 1 and OU 4 in FY11.
- Complete a proposed plan, FS, and ROD for OU6 and OU 7 in FY11-FY12.

MMRP

- Complete the RI report in FY11.



FFID:	FL417002441200	Contaminants:	Waste solvents, caustics, cyanide, heavy metals, POLs, low-level radioactive wastes, oils, paints, PCBs, pesticides, phenols, radioisotopes, VOCs, SVOCs, explosives, propellants	IRP Sites (Final RIP/RC):	80 (FY2014)
Location (Size):	Jacksonville, Florida (3,820 acres)	Media Affected:	Groundwater, Surface Water, Sediment, Soil	MMRP Sites (Final RIP/RC):	1 (FY2017)
Mission:	Maintain and operate facilities; provide services and materials to support aviation activities and aircraft overhaul operations	Funding to Date:	\$ 99.1 million	Five-Year Review Status:	Completed and planned
HRS Score:	31.02; placed on NPL in November 1989	Est. CTC (Comp Year):	\$ 15.1 million (FY2041)	IRP/MMRP Status Table:	Refer to page E-6-53
IAG Status:	FFA signed in October 1990				

Introduction

Jacksonville Naval Air Station (NAS) maintains and operates facilities and provides services and materials to support aviation activities and aircraft overhaul operations. The installation includes the following site types: fire fighting training areas, waste storage and disposal areas, transformer storage areas, radioactive-waste disposal areas, and other miscellaneous support and maintenance areas. Typical operations have generated solvents, sludge (from on-site treatment plants), and low-level radioactive waste, which have migrated into nearby soil and local groundwater supplies. The potential risk to human health and the environment was significant enough for EPA to place the installation on the NPL in November 1989. DoD and EPA signed a federal facility agreement (FFA) in October 1990 to outline how they were going to proceed with cleanup. In 2005, the BRAC Commission recommended Jacksonville NAS for realignment. In FY88, the installation formed technical review committee responsible for communicating cleanup progress with the community, and converted it to a Restoration Advisory Board in FY95. In FY91, the installation completed its community relations plan and established an administrative record and information repository. To ensure continuous monitoring and improvement, the installation completed five-year review reports in FY01 and FY05.

To date, the installation has completed Records of Decision (RODs), which selected cleanup actions for Operable Units (OUs) 2 and 3, and Point Sources of Contamination (PSCs) 11, 16, 21, 46, 47, 51, and 52. The installation also concluded that no further cleanup action was necessary for Underground Storage Tanks 13 and 17. In FY02, Jacksonville NAS conducted an inventory of all sites suspected to contain munitions contamination for the Military Munitions Response Program (MMRP); one MMRP site was identified.

FY10 IRP Progress

Jacksonville NAS continued monitoring cleanup using natural processes and long-term management (LTM) at OU 3. The installation also completed draft five-year review reports and the federal facilities site management plan. The cost of completing environmental restoration has changed significantly due to technical issues.

FY10 MMRP Progress

Jacksonville NAS completed site inspections at Unexploded Ordnance (UXO) 1, and PSCs 22 and 23.

Plan of Action

Plan of action items for Jacksonville Naval Air Station are grouped below according to program category.

IRP

- Complete five-year review reports at several sites in FY11.
- Continue monitoring cleanup using natural processes and LTM at OU 3 in FY11.
- Implement explosive safety submission for OU 7 in FY11-FY12.

MMRP

- Divide UXO 1 into 6 sites and complete remedial investigations in FY11-FY12.

IRP Site Status



MMRP Site Status



FFID:	IN521382045400	Contaminants:	Solvents, petroleum products, VOCs, PCBs, heavy metals, depleted uranium, UXO	Five-Year Review Status:	Completed and planned
Location (Size):	Madison, Indiana (55,270 acres)	Media Affected:	Groundwater and Soil	IRP/MMRP Status Table:	Refer to page E-7-24
Mission:	Performed production acceptance testing of ammunition, weapons, and their components	Funding to Date:	\$ 29.3 million		
HRS Score:	N/A	Est. CTC (Comp Year):	\$ 1.3 million (FY2034)		
IAG Status:	N/A	IRP Sites (Final RIP/RC):	82 (FY2005)		
		MMRP Sites (Final RIP/RC):	15 (FY2003)		

Introduction

Jefferson Proving Ground was built to perform production acceptance testing of ammunition, weapons, and their components. The sites south of the firing line, identified during environmental studies, included landfill and disposal areas, hazardous waste storage areas, fire training areas, underground storage tanks (USTs), and buildings with asbestos-containing materials. Contaminants at Jefferson Proving Ground include depleted uranium, heavy metals, unexploded ordnance (UXO), solvents, polychlorinated biphenyls (PCBs), volatile organic compounds (VOCs), and petroleum hydrocarbons. Interim cleanup actions have included a landfill cap, removal of USTs, and excavation of contaminated soil. In December 1988, the BRAC Commission recommended closure of Jefferson Proving Ground and relocation of its mission to Yuma Proving Ground in Arizona. The installation closed on September 30, 1995. The 50,774 acres north of the firing line, included in the 1995 BRAC program, are contaminated with UXO. The installation plans to retain the site indefinitely for use as a wildlife sanctuary and for other government uses. In FY94, the installation formed a BRAC cleanup team to develop a process for cleanup of sites, and a Restoration Advisory Board (RAB) to discuss the installation's cleanup progress with the community. In FY96, the installation issued an updated community relations plan. In FY99, the installation received technical assistance for public participation funding to support the RAB.

To date, Jefferson Proving Ground has transferred approximately 1,200 acres, including: the Defense Reutilization and Marketing Office Parcel area, the Airfield Parcel, the Western Wooded Parcel, the Northeast Parcel, and the central cantonment area. The installation has signed one Record of Decision, which selected cleanup actions for areas south of the firing range. In FY03, the installation conducted an inventory of sites suspected to contain munitions contamination for the Military Munitions Response Program (MMRP); MMRP sites were identified.

FY10 IRP Progress

Jefferson Proving Ground continued 5-year depleted uranium area site characterization and continued the monitored cleanup using natural processes at the groundwater solvent pits.

FY10 MMRP Progress

Jefferson Proving Ground conducted no MMRP actions.

Plan of Action

Plan of action items for Jefferson Proving Ground are grouped below according to program category.

IRP

- Complete 5-year depleted uranium area site characterization report in FY11-FY12.
- Continue monitored cleanup using natural processes at the groundwater solvent pits in FY11-FY12.

MMRP

There are no MMRP actions scheduled for FY11 or FY12.

IRP Site Status



MMRP Site Status



FFID: NJ257182401800
Location (Size): Burlington County, New Jersey (3,500 acres)
Mission: Provide quick-response airlift capabilities for placing military forces into combat situations
HRS Score: 47.20, 37.40, and 50.53; placed on NPL in July 1987 and October 1999

IAG Status: FFA signed in October 1989, July 1991, and September 2009
Contaminants: VOCs, SVOCs, PAHs, radioactive materials, pesticides, metals, PCBs, TCE
Media Affected: Groundwater and Soil
Funding to Date: \$ 162.7 million
Est. CTC (Comp Year): \$ 138.5 million (FY2049)

IRP Sites (Final RIP/RC): 162 (FY2014)
MMRP Sites (Final RIP/RC): 13 (FY2018)
Five-Year Review Status: Completed and planned
IRP/MMRP Status Table: Refer to page E-6-111

Introduction

In October 2009, McGuire Air Force Base (AFB) became part of Joint Base McGuire-Dix-Lakehurst (JB MDL), when the Air Force assumed property and environmental restoration responsibilities for Fort Dix and Lakehurst Naval Air Engineering Station (NAES) from the Army and the Navy, respectively. JB MDL provides quick-response airlift capabilities for placing military forces into combat situations. The three cleanup programs are managed by JB MDL, and are referred to as the McGuire Program, the Dix Program, and the Lakehurst Program. Cleanup sites include landfills (LFs), waste piles, fire training areas, hazardous waste storage areas, and spill sites, motor pools, abandoned underground storage tanks (USTs), lagoons, and impact areas. The potential risk to human health and the environment was significant enough for EPA to place the Sanitary LF at Fort Dix on the NPL in 1987, Lakehurst NAES on the NPL in 1987, and McGuire AFB on the NPL in 1999. DoD and EPA signed federal facility agreements (FFAs) to outline how they were going to proceed with cleanup at Lakehurst NAES, Fort Dix, and McGuire AFB in FY90, FY91, and FY09 respectively. To discuss cleanup progress with the community, Lakehurst NAES formed a Restoration Advisory Board (RAB) in FY89, Fort Dix formed a RAB in FY96, and McGuire AFB formed a RAB in FY99. To ensure continuous monitoring and improvement, Fort Dix completed five-year review reports for the Sanitary LF in FY99, FY05, and FY10, and Lakehurst NAES completed five-year review reports in FY01 and FY06.

To date, Fort Dix has completed nine Records of Decision (RODs), which selected cleanup actions for environmental restoration sites at the installation. Lakehurst NAES has completed RODs for all environmental restoration sites. After conducting inventories of all sites suspected to contain munitions contamination for the Military Munitions Response Program (MMRP), Fort Dix and Lakehurst NAES have identified MMRP sites; McGuire AFB has identified no MMRP sites.

FY10 IRP Progress

Under the McGuire Program, JB MDL completed a site closure report that determined no further cleanup actions were necessary on the Boeing Michigan Aeronautical Research Center (BOMARC) missile accident site (Radioactive Waste

01), and received concurrence from the New Jersey Department of the Environment. Under the Dix Program, JB MDL completed a five-year review report for the Sanitary LF. Under the Lakehurst Program, JB MDL continued operating a groundwater recovery and treatment system at Areas A and B, and completed a removal action for perchloroethylene.

Regarding the Dix Program, regulatory issues delayed completion of the proposed plan (PP) and ROD for the ANC LF; modification of the remedial investigation (RI) and feasibility study (FS) to evaluate cleanup alternatives at the Range LF and the RI report for the New Egypt Armory. Also regarding the Dix Program, technical issues delayed completion of the planning process for the Property Disposal Office LF, and the construction of groundwater monitoring wells north of Dogwood Lake. Regarding the Lakehurst Program, technical issues delayed the discontinuation of the groundwater recovery and treatment system at Areas A and B.

JB MDL conducted quarterly RAB meetings for the McGuire, Dix, and Lakehurst Programs.

FY10 MMRP Progress

Under the McGuire Program, JB MDL is reviewing its inventory of sites known or suspected of containing munitions for the MMRP. The Dix Program conducted no MMRP actions. Under the Lakehurst Program, JB MDL completed an SI work plan at Unexploded Ordnance (UXO) Sites 1 and 3 through 6, and began sampling at UXO Sites 4 through 6.

Plan of Action

Plan of action items for Joint Base McGuire-Dix-Lakehurst are grouped below according to program category.

IRP

- McGuire: Complete RI and begin FS at 24 sites in Operable Units (OUs) 1 - 5 and BOMARC, complete RI and begin FS at 14 sites in OUs 6 - 8 in FY11.
- McGuire: Conduct Treatability Study and a focused FS for cleanup at Spill Site 36, conduct removal actions at OUs 1 and 5 in FY11-FY12.
- Dix: Complete removal of 33 abandoned USTs, complete RI/FS and begin soil removal at the New Egypt Armory in FY11.
- Dix Program: Complete RI/FS, PP, and ROD for the Range LF and the ANC LF in FY11-FY12.
- Lakehurst: Complete five-year review report for Areas I and J, begin source area investigation for Area I in FY11.
- Lakehurst: Complete vapor intrusion sampling at Areas A and B, complete cleanup completion plans for all sites in FY11.

MMRP

- Lakehurst: Conduct fieldwork and complete SI work plan and proposed cleanup plan for UXO Sites 4 - 6 in FY11.
- Lakehurst: Conduct sampling and complete the SI report for UXO Sites 1 - 3, begin RI at UXO Sites 1 and 2 - 6 in FY11.
- Dix: Begin RI at the Small Arms Range and Practice Mortar Site in FY11-FY12.

IRP Site Status



MMRP Site Status



FFID:	VA317002248200	Contaminants:	Heavy metals, mixed municipal wastes, VOCs, SVOCs, explosives, propellants	Five-Year Review Status:	Completed and planned
Location (Size):	Virginia Beach, Virginia (2,147 acres)	Media Affected:	Groundwater, Surface Water, Sediment, Soil	IRP/MMRP Status Table:	Refer to page E-6-170
Mission:	Provide logistics facilities and support services to meet the amphibious warfare training requirements of the Armed Forces	Funding to Date:	\$ 39.0 million		
HRS Score:	50; placed on NPL in May 1999	Est. CTC (Comp Year):	\$ 271.8 million (FY2051)		
IAG Status:	FFA signed November 2003	IRP Sites (Final RIP/RC):	50 (FY2012)		
		MMRP Sites (Final RIP/RC):	3 (FY2020)		

Introduction

In October 2009, the Navy combined the property and restoration responsibilities of Naval Amphibious Base (NAB) Little Creek and the Army's Fort Story to create Joint Expeditionary Base (JEB) Little Creek-Fort Story. JEB Little Creek-Fort Story provides logistics facilities and support services to meet the amphibious warfare requirements of the Armed Forces. Site types at this installation include landfills, a music equipment plating shop, a laundry waste disposal area, a pentachlorophenol dip tank, sandblast yards, battery storage areas, and underground storage tanks. The potential risk to human health and the environment was significant enough for EPA to place the installation on the NPL in May 1999. DoD and EPA signed a federal facility agreement (FFA) in 2003 to outline how they were going to proceed with cleanup. The installation established a Restoration Advisory Board in 1994, which is responsible for communicating cleanup progress with the community. The RAB completed a community relations plan in FY02. The Navy, EPA, and the Commonwealth of Virginia formed a partnership to address environmental cleanup at the facility and meet frequently to track progress. To ensure continuous monitoring and improvement, the installation completed a five-year review report in FY09.

To date, JEB Little Creek-Fort Story has signed seven Records of Decision (RODs), which selected cleanup actions for five environmental restoration sites. The installation has also closed over 100 CERCLA and RCRA sites. In FY02, the installation conducted an inventory of all sites suspected to contain munitions contamination for the Military Munitions Response Program (MMRP); MMRP sites were identified.

FY10 IRP Progress

JEB Little Creek-Fort Story completed cleanup for Site 13 and assumed environmental restoration responsibilities from Fort Story. The installation also completed the assessment of potential risks to the environment for Solid Waste Management Unit (SWMU) 7b and completed the cleanup report for Site 7. In addition, JEB Little Creek-Fort Story completed the remedial investigation for Site 11a. The cost of completing environmental restoration has changed significantly due to technical issues.

Technical issues delayed the completion of the feasibility study (FS) to evaluate cleanup alternatives at Site 11a.

FY10 MMRP Progress

JEB Little Creek-Fort Story completed preliminary assessments and site inspections for all sites and finalized close out documents for all but one site.

Plan of Action

Plan of action items for Joint Expeditionary Base Little Creek-Fort Story are grouped below according to program category.

IRP

- Complete the FS and finalize the ROD for Site 11a in FY11.
- Perform sampling event and complete an ecological risk assessment for SWMU 7b in FY11.
- Complete design for cleanup at shoreline areas in FY11.
- Complete vapor intrusion analysis at Sites 11 and 13 in FY11.
- Complete an ecological risk assessment for SWMU 3 in FY11.

MMRP

- Finalize closeout document for the Morale, Welfare and Recreation Skeet Range in FY11.

IRP Site Status



MMRP Site Status



FFID:	IL521382046000	(Manufacturing Area); placed on NPL in July 1987	Est. CTC (Comp Year):	\$ 17.2 million (FY2014)	
Location (Size):	Wilmington, Illinois (1,730 acres)	IAG Status:	IAG signed in June 1989	IRP Sites (Final RIP/RC):	55 (FY2010)
Mission:	Manufacture, load, assemble, and pack munitions and explosives	Contaminants:	Explosives, heavy metals, VOCs, PCBs, SVOCs, propellants	MMRP Sites (Final RIP/RC):	5 (FY2014)
HRS Score:	35.23 (Loading, Assembling, and Packing Area); placed on NPL in March 1989; 32.08	Media Affected:	Groundwater and Soil	Five-Year Review Status:	Completed and planned
		Funding to Date:	\$ 126.9 million	IRP/MMRP Status Table:	Refer to page E-6-77

Introduction

The Army constructed Joliet Army Ammunition Plant (AAP) in the early 1940s. It was one of the largest munitions and explosives manufacturers in the Midwest. Installation operations included manufacturing explosives and loading, assembling, and packing munitions for shipment. The installation consolidated all environmental restoration sites into two operable units (OUs): one for groundwater contamination and another for soil. The potential risk to human health and the environment was significant enough for EPA to place the 9,159-acre Manufacturing Area and the 14,385-acre Loading Area on the NPL in July 1987 and March 1989, respectively. DoD and EPA signed an interagency agreement (IAG) in June 1989 to outline how they were going to proceed with cleanup. In FY95, the installation formed a Restoration Advisory Board to discuss cleanup progress with the community. To ensure continuous monitoring and improvement, the installation completed five-year review reports for the Soil and Groundwater OUs in FY05.

To date, the installation has transferred nearly 22,000 acres, including: 15,000 acres to the U.S. Forest Service; approximately 3,000 acres to the State of Illinois; 2,630 acres to the U.S. Department of Agriculture (USDA); 982 acres to the U.S. Department of Veterans Affairs; and 455 acres to Will County, Illinois. The installation also has completed three Records of Decision (RODs), which selected cleanup actions at environmental restoration sites. Joliet AAP completed an inventory of sites suspected to contain munitions contamination for the Military Munitions Response Program (MMRP); MMRP sites were identified.

FY10 IRP Progress

Joliet AAP continued long-term management (LTM) of groundwater sites and long-term operations (LTO) of closed landfills (LFs). The installation also completed closure of 44 groundwater monitoring wells and transferred 235 acres to the State of Illinois. The cost of completing environmental restoration has changed significantly due to technical issues.

Administrative issues delayed the transfer of acreage to USDA.

FY10 MMRP Progress

Joliet AAP began the remedial investigation for the Extended Buffer Area.

Technical issues delayed regulatory approval and the start of fieldwork on the Extended Buffer Area. Administrative issues delayed completion of the ROD to close three sites.

Plan of Action

Plan of action items for Joliet Army Ammunition Plant are grouped below according to program category.

IRP

- Transfer acreage to USDA in FY11.
- Continue LTM and LTO of closed LFs in FY11-FY12.

MMRP

- Complete workplan with regulatory approval in FY11.

IRP Site Status



MMRP Site Status



FFID:	MI557002476000	Contaminants:	POLs, pesticides, heavy metals, solvents, SVOCs, VOCs, PCBs	Five-Year Review Status:	Completed and planned
Location (Size):	Gwinn, Michigan (4,953 acres)	Media Affected:	Groundwater, Surface Water, Sediment, Soil	IRP/MMRP Status Table:	Refer to page E-6-96
Mission:	Conducted long-range bombardment and air refueling operations	Funding to Date:	\$ 63.3 million		
HRS Score:	N/A	Est. CTC (Comp Year):	\$ 19.9 million (FY2038)		
IAG Status:	N/A	IRP Sites (Final RIP/RC):	30 (FY2006)		
		MMRP Sites (Final RIP/RC):	4 (FY1998)		

Introduction

K.I. Sawyer Air Force Base (AFB) formerly conducted long-range bombardment and air refueling operations. Environmental studies have been in progress at the installation since FY84. Sites identified include landfills, fire training areas, underground storage tanks (USTs), aboveground storage tank spill sites, drainage pits, and a drainage pond. The primary contaminants affecting soil and groundwater are petroleum hydrocarbons, trichloroethylene (TCE), tetrachloroethylene (PCE), vinyl chloride, and heavy metals. In July 1993, the BRAC Commission recommended closure of K.I. Sawyer AFB, deactivation of the 410th Wing, and transfer of the base's mission. In September 1995, the installation closed. In 1994, the installation formed a BRAC cleanup team to develop a process for cleanup of sites, and formed a Restoration Advisory Board to discuss cleanup progress with the community. In FY99, the installation received funding for technical assistance for public participation. To ensure continuous monitoring and improvement, the installation completed its first five-year review report in FY06.

Interim cleanup has included removal of USTs, removal and cleanup of contaminated soil, installation of groundwater extraction wells, construction and operation of a groundwater treatment plant, removal of fuel from groundwater at the former petroleum/oil/lubricant (POL) storage area (Storage Tank [ST] 004), and installation of bioventing systems that increase oxygen flow in the soil to stimulate microbial activity. To date, no further cleanup action is required at 21 sites. In FY03, the installation transferred 93 acres to the County of Marquette. The installation transferred all remaining property to the Hannah Indian Community in FY07. In FY04, K.I. Sawyer AFB conducted an inventory of sites suspected to contain munitions contamination for the Military Munitions Response Program (MMRP); MMRP sites were identified.

FY10 IRP Progress

K.I. Sawyer awarded a five-year performance-based contract, and began the second five-year review report.

FY10 MMRP Progress

K.I. Sawyer AFB evaluated requirements at MMRP sites and confirmed there were no further actions needed.

Plan of Action


Plan of action items for K.I. Sawyer Air Force Base are grouped below according to program category.

IRP

- Complete a second five-year review report in FY11.
- Operate and maintain interceptor trench system at ST 004 in FY11-FY12.
- Continue groundwater monitoring in FY11-FY12.
- Perform annual land use control and institutional control inspections in FY11-FY12.

MMRP

There are no MMRP actions scheduled for FY11 or FY12.



FFID:	KS721382046700	Contaminants:	Explosives, metals, dioxins, furans, VOCs, SVOCs, propellants, PCBs	Five-Year Review Status:	Underway
Location (Size):	Labette County, Kansas (13,727 acres)	Media Affected:	Groundwater, Surface Water, Sediment, Soil	IRP/MMRP Status Table:	Refer to page E-7-25
Mission:	Produce munitions and maintain replenishment production capability	Funding to Date:	\$ 43.1 million		
HRS Score:	N/A	Est. CTC (Comp Year):	\$ 6.0 million (FY2038)		
IAG Status:	N/A	IRP Sites (Final RIP/RC):	28 (FY2013)		
		MMRP Sites (Final RIP/RC):	1 (FY2011)		

Introduction

The Army established Kansas Army Ammunition Plant (AAP) in 1941 to produce munitions and maintain replenishment production capability during World War II. The original construction consisted of three load lines, four component areas, an ammonium nitrate area, five explosive storage areas, an inert storage area, and a maintenance and administration area. Areas of environmental concern include production areas, landfills, open burning cages, open burning pads, an open detonation area, and miscellaneous maintenance and support areas. Kansas AAP has detected explosives in groundwater in some production areas and some contamination at all landfill areas. Primary contaminants of concern in the production and open burning areas are explosives and metals. Two closed landfill areas contained volatile organic compounds (VOCs), semivolatile organic compounds (SVOCs), and metals in surface soils and groundwater. The 2005 BRAC Commission recommended Kansas AAP for closure.

Kansas AAP has removed explosives contamination and metals-contaminated soils at the 900 Area, 1000 Area, 1100 Area, and open burn areas. In FY04, the installation conducted an inventory of sites suspected to contain munitions contamination for the Military Munitions Response Program (MMRP); one site was identified.

FY10 IRP Progress

Kansas AAP completed the first phase of the 1200 Area soil removal project. The installation closed the active landfill (Solid Waste Management Unit 15). The installation completed corrective measures at the pistol range. The installation also began corrective measures at the skeet range and sewage treatment plant, and continued efforts at Burn Pads 5 and 6, the contaminated waste processor, explosive waste incinerator, and the hazardous waste storage igloos.

Technical issues delayed completion of the 1200 Area soil removal project. Regulatory issues delayed completion of the five-year review report and corrective measures at the skeet range and sewage treatment plant. Regulatory, technical, and administrative issues delayed closure of the hazardous waste storage igloos, Burn Pads 5 and 6, explosive waste incinerator, and the contaminated waste processor.

FY10 MMRP Progress

Regulatory issues delayed completion of the report determining that no further cleanup actions are necessary at the Old Ammunition Storage Area.

Plan of Action

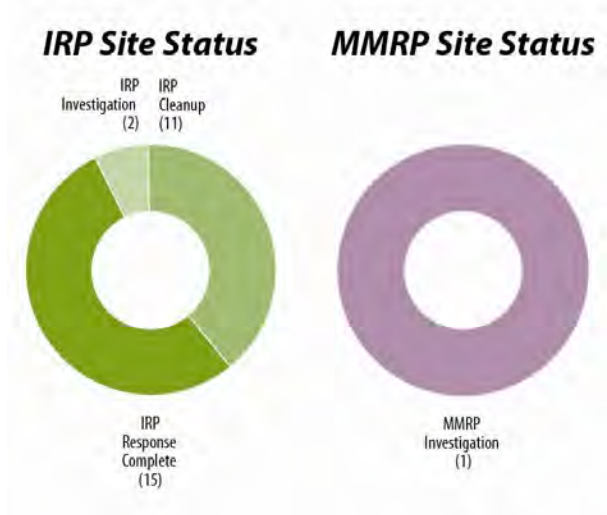
Plan of action items for Kansas Army Ammunition Plant are grouped below according to program category.

IRP

- Complete closure of the hazardous waste storage igloos, Burn Pads 5 and 6, the pistol range and the contaminated waste processor in FY11.
- Complete the second phase of the 1200 Area soil removal project in FY11.
- Complete the five-year review report in FY11.
- Complete corrective measures at the skeet range and sewage treatment plant in FY11.
- Complete removal and/or transfer of permitted aboveground storage tanks and any required corrective measures associated with their removal in FY11.
- Complete soil removals for lead at four water towers in FY11.
- Complete preliminary investigations for two new potential burning grounds and disposal areas in FY11-FY12.

MMRP

- Complete the additional surface sweep and soil sampling at the Old Ammunition Storage Area in FY11.
- Complete report determining that no further cleanup actions are necessary at the Old Ammunition Storage Area in FY11.



FFID:	TX657172433300	Media Affected:	Surface Water, Soil, Groundwater	IRP/MMRP Status Table:	Refer to page E-6-157
Location (Size):	San Antonio, Texas (3,997 acres)	Funding to Date:	\$ 290.6 million		
Mission:	Provided depot-level aircraft and engine repair	Est. CTC (Comp Year):	\$ 48.6 million (FY2023)		
HRS Score:	N/A	IRP Sites (Final RIP/RC):	35 (FY2006)		
IAG Status:	N/A	MMRP Sites (Final RIP/RC):	2 (FY2008)		
Contaminants:	Metals, VOCs, SVOCs, PCBs	Five-Year Review Status:	Completed and planned		

Introduction

Kelly Air Force Base (AFB) formerly provided depot-level aircraft and engine repair. Sites identified at the installation include landfills, spill sites (SSs), former fire training areas, low-level radioactive waste sites, underground storage tanks, aircraft maintenance areas, sludge lagoons, and sludge-spreading beds. In July 1995, the BRAC Commission recommended closure and realignment of Kelly AFB. The airfield and all associated support activities were realigned to Lackland AFB, Texas. In FY96, the installation formed a BRAC cleanup team to develop a process for cleanup of sites at Kelly AFB. That same year, the BRAC cleanup team developed the first BRAC cleanup plan with community input to prioritize sites requiring environmental restoration. The installation formed a Restoration Advisory Board in FY94 to discuss cleanup progress with the community. In FY99, the installation received technical assistance for public participation funding. In FY04, the installation updated the community relations plan. To ensure continuous monitoring and improvement, the installation completed a five-year review report in FY06.

To date, the installation has transferred all property to the local redevelopment authority. In FY04, Kelly AFB conducted an inventory of sites suspected to contain munitions contamination for the Military Munitions Response Program (MMRP); MMRP sites were identified.

FY10 IRP Progress

Kelly AFB continued operations and maintenance (O&M) of soil and groundwater treatment systems in compliance with the Texas Commission on Environmental Quality (TCEQ) RCRA permit and compliance plan. Kelly AFB also began an investigation at former Building 329, which resulted in the expansion and optimization of Storage Tank 038. The installation transferred approximately 389 acres to the local redevelopment authority after obtaining a determination of operating properly and successfully from the regulators; the installation has transferred all property. In addition, the installation began the five-year review report, and installed the electrical resistive heating system at SS 003 to enhance current cleanup actions.

FY10 MMRP Progress

The installation conducted no MMRP actions.

Plan of Action

Plan of action items for Kelly Air Force Base are grouped below according to program category.

IRP

- Operate and decommission the electrical resistive heating system at SS 003 in FY11.
- Complete five-year review report in FY11.
- Award performance based contract for the entire base in FY11.
- Begin investigation to determine the nature and extent of Radium-226 contamination at Buildings 361 and 365 in FY11.
- Continue compliance with TCEQ RCRA permit and compliance plan in FY11-FY12.
- Continue O&M of groundwater treatment systems in FY11-FY12.

MMRP

There are no MMRP actions scheduled for FY11 or FY12.

IRP Site Status



MMRP Site Status



FFID:	WA017002341900	miscellaneous inorganic elements and compounds	Five-Year Review Status:	Underway
Location (Size):	Keyport, Washington (340 acres)	Groundwater, Surface Water, Sediment, Soil	IRP/MMRP Status Table:	Refer to page E-6-176
Mission:	Test, prove, overhaul, and issue torpedoes			
HRS Score:	32.61; placed on NPL in October 1989			
IAG Status:	FFA signed in FY90			
Contaminants:	VOCs, heavy metals, petroleum hydrocarbons, herbicides, fuel, PCBs, pesticides, SVOCs,			
		Media Affected:		
		Funding to Date:		
		Est. CTC (Comp Year):		
		IRP Sites (Final RIP/RC):		
		MMRP Sites (Final RIP/RC):		

Introduction

Operations at the Keyport Naval Undersea Warfare Center (NUWC), including torpedo plating, refurbishing, and disposal, contributed to contamination at the property. Environmental investigations at the installation have identified sites such as underground storage tanks, sumps, spill sites, a landfill, and an underground trench. The potential risk to human health and the environment was significant enough for EPA to place the installation on the NPL in October 1989. DoD and EPA signed a federal facility agreement (FFA) in FY90 to outline how they were going to proceed with cleanup. In September 1995, the BRAC Commission recommended realignment of Keyport NUWC. The center's responsibility for maintaining combat system consoles and its general industrial workload were moved to Puget Sound Naval Shipyard. In FY89 the installation formed a technical review committee, responsible for communicating cleanup with the community, and converted it to a Restoration Advisory Board in FY95. Keyport NUWC completed a community relations plan in FY90 and updated it in FY00. To ensure continuous monitoring and improvement, the installation completed five-year review reports in FY00 and FY05.

The installation has completed a Record of Decision, which selected cleanup actions at Operable Units (OUs) 1 and 2. In FY02, the installation conducted an inventory of all sites suspected to contain munitions contamination for the Military Munitions Response Program (MMRP); no MMRP sites were identified.

FY10 IRP Progress

Keyport NUWC continued to operate the cleanup system at OU 1 and continued long-term management (LTM) at OUs 1 and 2. The cost of completing environmental restoration has changed significantly due to technical issues.

Regulatory issues delayed completion of the five-year review report.

FY10 MMRP Progress

Keyport NUWC has identified no MMRP sites.

Plan of Action

Plan of action items for Keyport Naval Undersea Warfare Center are grouped below according to program category.

IRP

- Complete a five-year review report in FY11.
- Continue to operate the cleanup system at OU 1 in FY11-FY12.
- Continue LTM at OUs 1 and 2 in FY11-FY12.

MMRP

There are no MMRP actions scheduled for FY11 or FY12.



FFID:	MO721382048900	Contaminants:	Explosives, heavy metals, solvents, VOCs, POLs, SVOCs, propellants, radiologicals	Five-Year Review Status:	Completed and underway
Location (Size):	Independence, Missouri (3,935 acres)	Media Affected:	Groundwater, Surface Water, Soil	IRP/MMRP Status Table:	Refer to page E-6-102
Mission:	Manufacture, store, and test small-arms munitions	Funding to Date:	\$ 148.0 million		
HRS Score:	33.62; placed on NPL in July 1987	Est. CTC (Comp Year):	\$ 79.3 million (FY2048)		
IAG Status:	IAG signed in September 1989	IRP Sites (Final RIP/RC):	37 (FY2009)		
		MMRP Sites (Final RIP/RC):	None		

Introduction

Lake City Army Ammunition Plant (AAP) is a government-owned, contractor-operated facility. Its mission is to manufacture, store, and test small arms munitions. Principal site types at the installation include abandoned disposal pits, sumps, firing ranges, old lagoons, old dumps, closed RCRA lagoons, and burning grounds. Groundwater contaminants include volatile organic compounds (VOCs), explosives, and heavy metals. The potential risk to human health and the environment was significant enough for EPA to place the installation on the NPL in July 1987. DoD and EPA signed an interagency agreement (IAG) in September 1989 to outline how they were going to proceed with cleanup. Lake City AAP formed a Restoration Advisory Board in FY97 to discuss the installation's cleanup progress with the community. To ensure continuous monitoring and improvement, the installation completed a five-year review report in FY05.

To date, Lake City AAP has signed 6 Records of Decision (RODs), which selected cleanup actions for 37 sites. In FY04, the installation completed an inventory of sites suspected to contain munitions contamination for the Military Munitions Response Program (MMRP); no MMRP sites were identified.

FY10 IRP Progress

Lake City AAP began a five-year review report. The installation completed the ROD for Area 10 and implemented land use controls, which restrict use of and access to the site. The cost of completing environmental restoration has changed significantly due to changes in estimating criteria.

Regulatory and technical issues delayed completion of a five-year review report.

FY10 MMRP Progress

Lake City AAP has identified no MMRP sites.

Plan of Action

Plan of action items for Lake City Army Ammunition Plant are grouped below according to program category.

IRP

- Complete five-year review report in FY11.

MMRP

There are no MMRP actions scheduled for FY11 or FY12.

IRP Site Status



FFID:	VA357212447700	IAG Status:	NASA signed a FFA in October 1993; Air Force FFA signed in September 2009	Est. CTC (Comp Year):	\$ 19.4 million (FY2014)
Location (Size):	Hampton, Virginia (3,152 acres)	Contaminants:	Pesticides, PCBs, solvents, heavy metals, petroleum products, SVOCs, radioactive materials, VOCs, PAHs	IRP Sites (Final RIP/RC):	66 (FY2012)
Mission:	Hosted many organizations, including Air Combat Command Headquarters and 480th Reconnaissance Wing	Media Affected:	Groundwater, Surface Water, Sediment, Soil	MMRP Sites (Final RIP/RC):	12 (FY2014)
HRS Score:	50.00; placed on NPL in May 1994	Funding to Date:	\$ 85.3 million	Five-Year Review Status:	This installation is not required to complete a five-year review report.
				IRP/MMRP Status Table:	Refer to page E-6-172

Introduction

Since 1917, Langley Air Force Base (AFB) has been an airfield, an aeronautical research center, and the home base of the 1st Fighter Wing and Headquarters Air Combat Command. Sites at the installation include Landfills (LFs), underground storage tanks, a bulk fuel distribution system, waste pits, fire training areas, other sites, and storm sewers. Investigations determined that contaminants were migrating into Tabbs Creek, Back River, and the Chesapeake Bay. The potential risk to human health and the environment was significant enough for EPA to place the installation and the adjacent NASA Langley Research Center on the NPL in May 1994. In FY09, DoD, EPA, and the State signed a federal facility agreement (FFA) to outline how they would proceed with cleanup at Langley AFB. The 2005 BRAC Commission recommended Langley AFB for realignment. The installation formed a Restoration Advisory Board in FY94 to discuss the installation's cleanup progress with the community.

To date, the installation has signed 16 Records of Decision (RODs), which selected cleanup actions at 20 environmental restoration sites. The installation also completed two decision documents, which determined that no further cleanup actions were necessary at areas of concern Disposal Pit 66 and Drainage Ditches 66 and 68. The installation conducted an inventory of sites suspected to contain munitions contamination for the Military Munitions Response Program (MMRP); MMRP sites were identified.

FY10 IRP Progress

Langley AFB drafted the second five-year review report, and began cleanup at the Southwest Branch portion of Spill Site (SS) 63. The installation signed the ROD for LFs 07, 11, and 12. The cost of completing environmental restoration has changed significantly due to changes in estimating criteria.

Administrative issues delayed the draft cleanup reports for LF 17, Other Site (OT) 25, and the Lighter-Than-Air Cove portion of SS 63. Regulatory issues delayed the ROD for LF 10."

FY10 MMRP Progress

Langley AFB reviewed the draft Phase II site inspection (SI) evaluation report and conducted additional site fieldwork.

Administrative issues delayed submittal of the SI evaluation report and the remedial investigation (RI).

Plan of Action

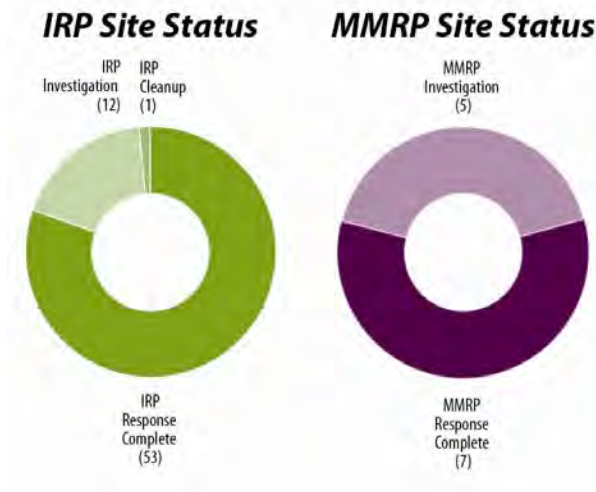
Plan of action items for Langley Air Force Base are grouped below according to program category.

IRP

- Finalize the five-year review report in FY11.
- Finalize the focused feasibility study to evaluate cleanup alternatives and begin the proposed plan to identify the preferred alternative for OT 64 in FY11.
- Finalize the cleanup report for LF 17, OT 25, and the Lighter-Than-Air Cove portion of SS 63 in FY11.
- Finalize the LF 10 ROD in FY11.
- Complete construction of cleanup systems in the Southwest Branch portion of SS 63 in FY11.

MMRP

- Finalize the SI evaluation report in FY11.
- Complete the RI in FY11-FY12.



FFID:	PA321382050300	HRS Score:	34.21 (Southeastern Area); placed on NPL in July 1987; 37.51 (Property Disposal Office); placed on NPL in March 1989	Funding to Date:	\$ 135.8 million
Location (Size):	Franklin County, Pennsylvania (18,683 acres)	IAG Status:	IAG signed in February 1989	Est. CTC (Comp Year):	\$ 5.3 million (FY2040)
Mission:	Store, maintain, and decommission ammunition; rebuild and store vehicles; rebuild, store, and maintain missiles	Contaminants:	VOCs, POLs, PCBs, heavy metals, explosives, asbestos, SVOCs, propellants	IRP Sites (Final RIP/RC):	119 (FY2012)
		Media Affected:	Groundwater, Surface Water, Sediment, Soil	MMRP Sites (Final RIP/RC):	None
				Five-Year Review Status:	Completed and planned
				IRP/MMRP Status Table:	Refer to page E-7-45

Introduction

The mission of Letterkenny Army Depot (AD) is to store, maintain, and decommission ammunition and to rebuild and store vehicles. Contaminated sites include disposal lagoons and trenches, oil burn pits, an open burning and open detonation area, an explosives washout plant, two scrap yards, landfills (LFs), industrial wastewater treatment plant lagoons, and industrial wastewater sewer lines. The potential risk to human health and the environment was significant enough for EPA to place two areas of the installation on the NPL: the Southeastern Area in July 1987 and the Property Disposal Office in March 1989. DoD and EPA signed an interagency agreement (IAG) in February 1989 to outline how they were going to proceed with cleanup. The 1995 BRAC commission recommended the installation for closure. In FY96, Letterkenny AD established a BRAC cleanup team to develop a process for cleanup of sites. Also in FY96, the community formed a local redevelopment authority, and the installation established a Restoration Advisory Board to discuss cleanup progress with the community. To ensure continuous monitoring and improvement, Letterkenny AD completed five-year review reports for the Southeastern Area NPL site in FY02 and FY08.

To date, Letterkenny AD has transferred approximately 833 acres. The installation has also signed 5 BRAC Records of Decision (RODs), which selected cleanup actions for 16 sites. In FY03, the installation conducted an inventory of sites suspected to contain munitions contamination for the Military Munitions Response Program (MMRP); no MMRP sites were identified.

FY10 IRP Progress

Letterkenny AD completed Phase IV parcels property transfer and the Phase V parcels Proposed Plan (PP). The installation resolved the legal issues for Southeastern Operable Unit (OU) 9 LF 2 (Area J).

Regulatory issues delayed completion of the draft ROD for Phase V parcels and the completion of the focused feasibility study (FS) to evaluate cleanup alternatives and a design for cleanup of contaminated groundwater at Southeastern OUs 3A, 6 and 11. Regulatory issues also delayed completion of the ROD for the TNT Washout Plant. Technical issues delayed completion of the ROD for Southeastern OU 12 LF 5 (Area G).

FY10 MMRP Progress

Letterkenny AD has identified no sites suspected to contain munitions contamination for the MMRP.

Plan of Action

Plan of action items for Letterkenny Army Depot are grouped below according to program category.

IRP

- Complete land use control design for cleanup, which restricts use of and access to Phase I and II Parcels in FY11.
- Transfer Phase V Parcels in FY11.
- Complete the focused FS and the design for cleanup of contaminated groundwater at Southeastern Operable Units OUs 3A, 6 and 11 in FY11.
- Sign the ROD for the TNT Washout Plant and Southeastern OU 12 LF 5 (Area G) in FY11.
- Complete the FS, PP and ROD for Southeastern OU 9 in FY11.
- Complete Phase VI FS and draft PP in FY11-FY12.

MMRP

There are no MMRP actions scheduled for FY11 or FY12.

IRP Site Status



FFID:	TX621382183100	Media Affected:	Groundwater and Soil	IRP/MMRP Status Table:	Refer to page E-7-49
Location (Size):	Texarkana, Texas (15,546 acres)	Funding to Date:	\$ 30.2 million		
Mission:	Load, assemble, and pack ammunition	Est. CTC (Comp Year):	\$ 6.7 million (FY2037)		
HRS Score:	31.85; placed on NPL in July 1987	IRP Sites (Final RIP/RC):	47 (FY2006)		
IAG Status:	IAG signed in September 1990	MMRP Sites (Final RIP/RC):	1 (FY2014)		
Contaminants:	VOCs, petroleum, heavy metals, explosives	Five-Year Review Status:	Completed and planned		

Introduction

Lone Star Army Ammunition Plant (AAP) loads, assembles, and packs munitions. From 1943 to 1944 the Old Demolition Area was the location for the destruction of faulty or nonstandard explosives. RCRA sites investigated include surface impoundments, landfills, fuel storage areas, and load lines. Investigations revealed soil contamination with solvents, metals, explosives, and contaminated groundwater. Environmental studies revealed explosives and metal contamination in the Old Demolition Area. The potential risk to human health and the environment was significant enough for EPA to place the Old Demolition Area on the NPL in 1987. DoD and EPA signed an interagency agreement (IAG) in 1990 to outline how they were going to proceed with cleanup. In May 2005, the BRAC Commission recommended closure of Lone Star AAP. To ensure continuous monitoring and improvement, the installation completed a five-year review report in FY06.

To date, Lone Star AAP has signed one Record of Decision, which selected cleanup actions for the Old Demolition Area. In FY08, the installation conducted an inventory of sites suspected to contain munitions contamination for the Military Munitions Response Program (MMRP); one MMRP site was identified.

FY10 IRP Progress

Lone Star AAP awarded a performance-based contract to decontaminate buildings and the installation began remedial investigations (RIs) at over 13 sites as part of the Affected Property Assessment Report. The installation obtained approval for and completed a groundwater study at three sites (Units 16 and 55 and O-Ponds). Lone Star AAP began a radiological survey at Site BC 44 for various radiation equipment located at the installation and also began explosive equipment decontamination and removal on several load lines at Site BA 07. In addition, Lone Star AAP met with the Texas Commission on Environmental Quality and EPA to obtain concurrence on the proposed actions at the 13 sites.

Regulatory issues delayed the approval to delist the Old Demolition Area. Additionally, technical issues delayed beginning the fieldwork for the Affected Property Assessment Report for the Red River Redevelopment Authority.

FY10 MMRP Progress

Lone Star AAP completed RI fieldwork and submitted the Affected Property Assessment Report for the Abandoned Pistol Range.

Plan of Action


Plan of action items for Lone Star Army Ammunition Plant are grouped below according to program category.

IRP

- Submit RCRA Permit/Compliance Plan modification to the Texas Commission on Environmental Quality in FY11.
- Begin fieldwork in support of the Ecological Risk Assessment and Affected Property Assessment Report for the Red River Redevelopment Authority property in FY11.
- Complete draft Affected Property Assessment Report for Load Lines A and E in FY11-FY12.

MMRP

- Submit final Affected Property Assessment Report to the Texas Commission on Environmental Quality for the Abandoned Pistol Range in FY11.



FFID:	CA917002727200, CA917002755400, CA917002319000, and CA917002726700	IAG Status:	N/A	MMRP Sites (Final RIP/RC):	None
Location (Size):	Long Beach, California (1,563 acres)	Contaminants:	Metals, VOCs, Other, SVOCs	Five-Year Review Status:	Completed and planned
Mission:	Supported logistics; worked with construction, dry docking, and outfitting of ships; performed manufacturing and test work	Media Affected:	Groundwater, Sediment, Soil	IRP/MMRP Status Table:	Refer to page E-7-7
HRS Score:	N/A	Funding to Date:	\$ 67.4 million		
		Est. CTC (Comp Year):	\$ 8.6 million (FY2021)		
		IRP Sites (Final RIP/RC):	26 (FY2021)		

Introduction

The Long Beach Naval Complex (NC) consists of the Long Beach Naval Shipyard (NSY), Naval Station (NS) Long Beach, and the Long Beach Naval Hospital (NAVHOSP). The Long Beach NC provided logistics support, construction, alteration, dry docking, and outfitting of ships and craft. NSY and NS operations that contributed to contamination include ship and vehicle repair and maintenance, utility maintenance and operation, support shops, storage of petroleum products and hazardous materials, laundry and dry cleaning, steam plant operations, and air compressor operations. Portions of housing areas associated with the NSY disposed of ship wastes, drilling mud, and construction debris. The BRAC Commission recommended closure of the NAVHOSP, the NS, and associated housing areas in FY91; closure occurred in FY94. The BRAC Commission recommended closure of the NSY and associated housing areas in FY93; closure occurred in FY97. In FY94, the installation formed a BRAC cleanup team to develop a process for cleanup of sites, and completed a BRAC cleanup plan to prioritize sites requiring environmental restoration. The joint NS and NSY technical review committee converted to a Restoration Advisory Board (RAB), which is responsible for communicating cleanup progress with the community. To ensure continuous monitoring and improvement, the installation completed five-year review reports in FY05 and FY09.

To date, the installation has completed Records of Decision, which selected cleanup actions for Sites 1 through 6A, 7, and 8 through 13. In FY02, the installation conducted an inventory of all sites suspected to contain munitions contamination for the Military Munitions Response Program (MMRP); no MMRP sites were identified.

FY10 IRP Progress

Long Beach NC obtained determinations that no further cleanup action was necessary for unrestricted use at 15 areas of concern. The installation also conducted an optimization study to identify opportunities for streamlining cleanup of groundwater at Sites 12 and 13.

Regulatory issues delayed concurrence that no further cleanup action is necessary for groundwater at Site 9.

Long Beach NC adjourned the BRAC portion of the RAB.

FY10 MMRP Progress

Long Beach NC has identified no MMRP sites at this installation.

Plan of Action

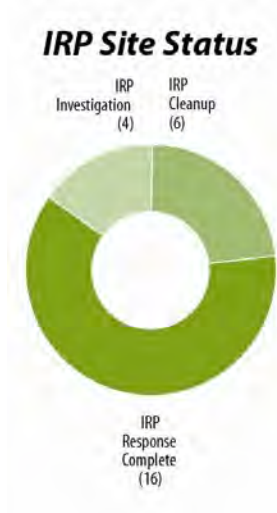
Plan of action items for Long Beach Naval Complex are grouped below according to program category.

IRP

- Obtain concurrence that no further cleanup action is required for groundwater at Site 9 in FY11.
- Continue groundwater monitoring at Sites 11, 12, and 13 in FY11.
- Finalize supplemental radiological assessment at Sites 1 and 2 in FY11-FY12.

MMRP

There are no MMRP actions scheduled for FY11 or FY12.



FFID:	TX621382052900	Contaminants:	Heavy metals, VOCs, perchlorate, explosives, SVOCs, propellants	Five-Year Review Status:	Completed and planned
Location (Size):	Karnack, Texas (8,416 acres)	Media Affected:	Groundwater, Surface Water, Sediment, Soil	IRP/MMRP Status Table:	Refer to page E-6-155
Mission:	Loaded, assembled, and packed pyrotechnic and illuminating signal munitions	Funding to Date:	\$ 104.5 million		
HRS Score:	39.83; placed on NPL in August 1990	Est. CTC (Comp Year):	\$ 15.1 million (FY2040)		
IAG Status:	IAG signed in October 1991	IRP Sites (Final RIP/RC):	48 (FY2014)		
		MMRP Sites (Final RIP/RC):	3 (FY2011)		

Introduction

Longhorn Army Ammunition Plant (AAP) manufactured pyrotechnic and illuminating signal munitions and solid-propellant rocket motors. Identified cleanup sites include storage areas, landfills, open burning grounds, industrial areas, burial pits, sumps, and wastewater treatment plants. The potential risk to human health and the environment was significant enough for EPA to place the installation on the NPL in August 1990. DoD and EPA signed an interagency agreement (IAG) in October 1991 to outline how they were going to proceed with cleanup. Longhorn AAP became inactive in July 1997. The installation updated the community relations plan in FY03. In FY04, the installation formed a Restoration Advisory Board to discuss cleanup progress with the community. To ensure continuous monitoring and improvement, Longhorn AAP completed five-year review reports for Sites Longhorn AAP 12, 16, 18, and 24 in FY02 and FY08; and a five-year review report for Site Longhorn AAP 17 in FY08.

Longhorn AAP has signed two interim Records of Decision (RODs), which selected cleanup actions at four sites, and six RODs determining that no further cleanup actions were necessary for ten sites. To date, the installation has transferred approximately 7,400 acres. In FY02, Longhorn AAP conducted an inventory of all sites suspected to contain munitions contamination for the Military Munitions Response Program (MMRP); MMRP sites were identified.

FY10 IRP Progress

Longhorn AAP completed a remedial investigation (RI) and feasibility study (FS) to evaluate cleanup alternatives for six sites, and completed RODs and decision documents for ten sites. The cost of completing environmental restoration has changed significantly due to technical issues.

Regulatory issues delayed completion of the RI/FS for two sites, and a ROD for one site. Regulatory issues also delayed installation and operation of cleanup systems at two sites. Administrative issues delayed completion of designs for cleanup at four sites.

FY10 MMRP Progress

Regulatory issues delayed completion of proposed plans (PPs) and RODs for two sites, and finalization of data summary reports for two sites.

Plan of Action

Plan of action items for Longhorn Army Ammunition Plant are grouped below according to program category.

IRP

- Complete RI/FS for four sites in FY11.
- Complete RODs for six sites in FY11.
- Complete designs for and cleanup at seven sites in FY11.
- Complete construction of cleanup systems at two sites in FY11.

MMRP

- Finalize data summary reports for two sites in FY11.
- Complete PPs and RODs for two sites in FY12.

IRP Site Status



MMRP Site Status



FFID:	ME157002452200	Media Affected:	Groundwater, Surface Water, Sediment, Soil	IRP/MMRP Status Table:	Refer to page E-6-89
Location (Size):	Limestone, Maine (9,472 acres)	Funding to Date:	\$ 141.2 million		
Mission:	Supported B-52 bombers and KC-135 tankers	Est. CTC (Comp Year):	\$ 17.4 million (FY2999)		
HRS Score:	34.49; placed on NPL in February 1990	IRP Sites (Final RIP/RC):	64 (FY2001)		
IAG Status:	FFA signed in April 1991; revision signed in 1994	MMRP Sites (Final RIP/RC):	8 (FY1999)		
Contaminants:	VOCs, POLs, spent solvents, PCBs, pesticides, heavy metals, SVOCs, explosives, propellants	Five-Year Review Status:	Completed and planned		

Introduction

Loring Air Force Base (AFB) was established in 1952 to support bomber and tanker aircraft operations. Sites identified include spill areas, landfills, fire training areas, underground storage tanks, aboveground storage tanks, and low-level radioactive waste areas. The flightline and nose dock areas, where industrial shops and maintenance hangars were located, are the primary areas where wastes were released into soil and groundwater. The potential risk to human health and the environment was significant enough for EPA to place the installation on the NPL in February 1990. DoD and EPA signed a federal facility agreement (FFA) in April 1991, which was last revised in 1994, to outline how they were going to proceed with cleanup. In July 1991, the BRAC Commission recommended closure of the installation; Loring AFB closed in September 1994. In FY94, the installation formed a BRAC cleanup team to develop a process for cleaning up sites at Loring AFB. In FY98, the BRAC cleanup team updated and published the BRAC cleanup plan to prioritize sites requiring environmental restoration. In FY94, the installation formed a Restoration Advisory Board to discuss cleanup progress with the community. To ensure continuous monitoring and improvement, the installation completed five-year review reports in FY00, FY05, and FY10.

Sites at Loring AFB are grouped into 13 operable units (OUs). To date, 12 Records of Decision, selecting cleanup actions at 9 OUs, have been signed. The Air Force has transferred all property to the Loring Development Authority. In FY04, Loring AFB conducted an inventory of sites suspected to contain munitions contamination for the Military Munitions Response Program (MMRP); MMRP sites were identified.

FY10 IRP Progress

Loring AFB completed the third five-year review report. The installation also continued operations and maintenance (O&M) at all remaining sites. Loring AFB began a bioenhancement pilot study at the Fuel Tank Farms. The cost of completing environmental restoration has changed significantly due to changes in estimating criteria.

Regulatory issues delayed the completion of the work plan and cleanup at the Fuel Tank Farms.

FY10 MMRP Progress

The installation conducted no MMRP actions.

Plan of Action

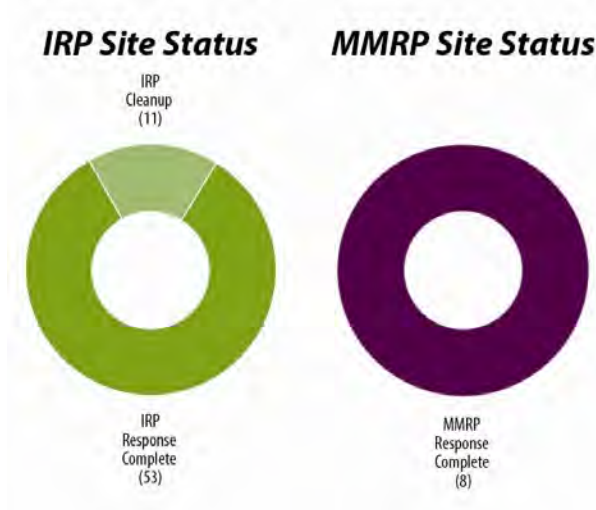
Plan of action items for Loring Air Force Base are grouped below according to program category.

IRP

- Award performance-based contract for cleanup at Fuel Tank Farms in FY11.
- Conduct vapor intrusion investigation in FY11.
- Continue O&M of existing systems in FY11-FY12.

MMRP

There are no MMRP actions scheduled for FY11 or FY12.



FFID:	LA621382053300	Contaminants:	TNT, RDX, HMX, oils, grease, degreasers, phosphates, solvents, metal plating sludges, acids, fly ash	MMRP Sites (Final RIP/RC):	3 (FY2010)
Location (Size):	Doyline, Louisiana (14,974 acres)	Media Affected:	Groundwater, Surface Water, Sediment, Soil	Five-Year Review Status:	Completed
Mission:	Manufacture ammunition metal parts and maintain ammunition production facilities	Funding to Date:	\$ 60.7 million	IRP/MMRP Status Table:	Refer to page E-8-27
HRS Score:	30.26; placed on NPL in March 1989	Est. CTC (Comp Year):	\$ 1.2 million (FY2010)		
IAG Status:	IAG signed in 1989	IRP Sites (Final RIP/RC):	10 (FY2006)		

Introduction

The mission of Louisiana Army Ammunition Plant (AAP) is to manufacture ammunition parts and maintain ammunition production facilities for the Army. Contaminated sites at the installation include lagoons, burning grounds, and landfills contaminated with explosives and plating wastes. Studies identified groundwater contaminated with the explosive compounds TNT, RDX, and HMX. The potential risk to human health and the environmental was significant enough for EPA to place the installation on the NPL in March 1989. Also in 1989, DoD and EPA signed an interagency agreement (IAG) to outline how they were going to proceed with cleanup. In FY05, the Army transferred Louisiana AAP to the Louisiana Army National Guard. To ensure continuous monitoring and improvement, the installation completed five-year review reports for the the Area P lagoons in FY94 and FY00, and another five-year review report in FY06.

Louisiana AAP completed three Records of Decision (ROD) that selected cleanup actions for nine sites, and one ROD that required no further cleanup actions at one site. Between FY89 and FY90, Louisiana AAP incinerated almost 102,000 tons of explosives-contaminated soil and treated more than 53 million gallons of contaminated water. In FY03, Louisiana AAP conducted an inventory of sites suspected to contain munitions contamination for the Military Munitions Response Program (MMRP); MMRP sites were identified.

FY10 IRP Progress

Louisiana AAP completed all IRP cleanup activities and submitted the five-year review report for all sites (Central Proving Ground, Burning Ground 5, and the Small Arms Pistol Range).

FY10 MMRP Progress

Louisiana AAP completed the remedial investigation, proposed plan, and ROD. In addition, the installation transferred environmental responsibilities to the Louisiana Army National Guard.

Plan of Action

Plan of action items for Louisiana Army Ammunition Plant are grouped below according to program category.

IRP

- Continue long-term management of monitored cleanup using natural processes according to the Decision Document in FY11.
- Complete the five-year review report for all sites in FY11-FY12.

MMRP

- Implement ROD in FY11-FY12.
- Implement engineering controls and impose land use controls in FY11-FY12.

IRP Site Status



IRP Response Complete (10)

MMRP Site Status



MMRP Response Complete (3)

FFID:	CO857002413000	Contaminants:	General refuse, fly ash, coal, metals, fuels, VOCs, solvents, TCE, petroleum hydrocarbons, SVOCs, waste oil	MMRP Sites (Final RIP/RC):	5 (FY2007)
Location (Size):	Denver, Colorado (1,866 acres)	Media Affected:	Groundwater, Surface Water, Sediment, Soil	Five-Year Review Status:	Completed and planned
Mission:	Served as Air Force technical training center	Funding to Date:	\$ 102.2 million	IRP/MMRP Status Table:	Refer to page E-7-15
HRS Score:	N/A	Est. CTC (Comp Year):	\$ 0.0 million (FY2017)		
IAG Status:	IAG under negotiation	IRP Sites (Final RIP/RC):	20 (FY2012)		

Introduction

Lowry Air Force Base (AFB) supported the 3400 Technical Training Wing. Environmental sites at the former base include fire training areas, landfills, a fly ash disposal area, coal storage yards, and underground storage tanks. An interagency agreement (IAG) between DoD and EPA to outline how they are going to proceed with cleanup is currently under negotiation. In 1991, the BRAC Commission recommended closure of all but 108 of the 1,866 acres at Lowry AFB. The base closed in September 1994. The 76-acre Defense Finance and Accounting Service and the Air Force Reserve Personnel Center, also known as Buckley Annex, remained at Lowry until the 2005 BRAC Commission recommended it for closure. The installation's Restoration Advisory Board (RAB), formed to discuss cleanup progress with the community, began receiving funding for technical assistance for public participation in FY99. To ensure continuous monitoring and improvement, the installation completed a five-year review report in FY09.

In FY04, Lowry AFB conducted an inventory of sites suspected to contain munitions contamination for the Military Munitions Response Program (MMRP); MMRP sites were identified.

FY10 IRP Progress

Lowry AFB pursued regulatory closure of the existing RCRA compliance order. The installation continued groundwater cleanup at Operable Unit 5. The installation also continued landfill maintenance and monitoring, assessing asbestos contamination in soil and performing cleanup as required.

Regulatory issues delayed closure of the existing RCRA compliance order.

Lowry AFB formally adjourned the RAB.

FY10 MMRP Progress

The installation conducted no MMRP actions.

Plan of Action

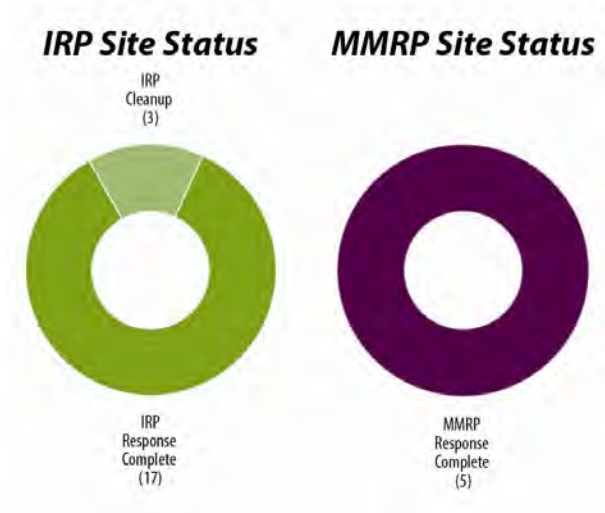
Plan of action items for Lowry Air Force Base are grouped below according to program category.

IRP

- Obtain regulatory closure of existing RCRA compliance order in FY11.
- Continue groundwater cleanup in FY11-FY12.
- Continue landfill maintenance and monitoring in FY11-FY12.
- Continue assessing asbestos contamination in soil and perform cleanup as required in FY11-FY12.

MMRP

There are no MMRP actions scheduled for FY11 or FY12.



FFID:	CA957212452700	Media Affected:	Groundwater, Surface Water, Sediment, Soil	IRP/MMRP Status Table:	Refer to page E-6-32
Location (Size):	Riverside, California (6,606 acres)	Funding to Date:	\$ 159.7 million		
Mission:	Maintain, repair, and refuel aircraft	Est. CTC (Comp Year):	\$ 38.2 million (FY2041)		
HRS Score:	31.94; placed on NPL in November 1989	IRP Sites (Final RIP/RC):	50 (FY2012)		
IAG Status:	FFA signed in September 1990	MMRP Sites (Final RIP/RC):	3 (FY1999)		
Contaminants:	VOCs, POLs, PCBs, SVOCs, metals, explosives, propellants	Five-Year Review Status:	Completed and planned		

Introduction

March Air Force Base (AFB) was established as an Army Air Service airfield in 1918 and became an Air Force installation in 1948. Investigations have identified fire training areas (FTAs), inactive landfills, underground storage tanks, an engine test cell, sludge drying beds at a sewage treatment plant, and various spill sites. The potential risk to human health and the environment was significant enough for EPA to place March AFB on the NPL in November 1989. DoD and EPA signed a federal facility agreement (FFA) in September 1990 to outline how they were going to proceed with cleanup. The Air Force Reserve Command (AFRC) and the Air Force Real Property Agency signed a memorandum of agreement in FY99 for sharing environmental responsibility. In July 1993, the BRAC Commission recommended realignment of the installation. Following realignment in April 1996, the Air Force retained approximately 2,074 acres as March Air Reserve Base, and the Army and the Navy retained several smaller parcels totaling 95 acres. The installation has transferred the remaining 4,439 acres to the local redevelopment authority, and federal and local government agencies. In 2005, the BRAC Commission recommended the installation for further realignment. In FY94, the installation converted its technical review committee responsible for communicating cleanup progress with the community into a Restoration Advisory Board. To ensure continuous monitoring and improvement, the installation completed five-year review reports in FY03 and FY09.

March AFB has grouped Installation Restoration Program (IRP) sites into three Operable Units (OUs): OUs 1, 2, and 4. The installation has signed Records of Decisions (RODs), which selected cleanup actions for 25 AFRC IRP sites and 21 BRAC IRP sites. In FY04, the installation conducted an inventory of sites suspected to contain munitions contamination for the Military Munitions Response Program (MMRP); three MMRP sites were identified.

FY10 IRP Progress

March AFB completed the initial fieldwork for the pilot study at Sites 8 and 36. The cost of completing environmental restoration has changed significantly due to regulatory and technical issues, and changes in estimating criteria.

Technical issues delayed the completion of the remedial investigation (RI) and feasibility study (FS) to evaluate cleanup alternatives at Sites 8 and 36. Regulatory issues delayed the soil vapor extraction (SVE) system for trichloroethylene (TCE) at FTA 007.

FY10 MMRP Progress

The installation conducted no MMRP actions.

Plan of Action

Plan of action items for March Air Force Base are grouped below according to program category.

IRP

- Complete a pilot study and revised FS at Sites 8 and 36 in FY11.
- Complete proposed plan and ROD amendment and install SVE system at FTA 007 in FY11.
- Complete FS for contaminated groundwater on entire base in FY11-FY12.

MMRP

There are no MMRP actions scheduled for FY11 or FY12.

IRP Site Status



MMRP Site Status



FFID:	CA917002477500	IAG Status:	FFSRA signed in September 1992; renegotiated in July 2002	Est. CTC (Comp Year):	\$ 61.8 million (FY2014)
Location (Size):	Vallejo, California (5,293 acres)	Contaminants:	Heavy metals, VOCs, PCBs, pesticides, petroleum hydrocarbons, lead oxides, UXO, SVOCs, explosives, propellants	IRP Sites (Final RIP/RC):	38 (FY2017)
Mission:	Maintained and repaired ships and provided logistical support for assigned ship and service craft	Media Affected:	Groundwater, Surface Water, Sediment, Soil	MMRP Sites (Final RIP/RC):	12 (FY2016)
HRS Score:	N/A	Funding to Date:	\$ 274.1 million	Five-Year Review Status:	Completed and planned
				IRP/MMRP Status Table:	Refer to page E-6-26

Introduction

Mare Island Naval Shipyard (NSY) maintained and repaired ships and provided logistical support for assigned ship and service craft. Ordnance sites include dredge ponds, storage areas, and the production area. DoD and EPA signed a Federal Facility Agreement (FFA) in September 1992, which was last amended in July 2002, to outline how they were going to proceed with cleanup. In July 1993, the BRAC Commission recommended closure of Mare Island NSY and relocation of the Combat Systems Technical School's Command Activity to Dam Neck, Virginia. The installation closed in FY96. The installation converted its technical review committee, responsible for communicating cleanup progress with the community, into a Restoration Advisory Board (RAB) in FY94. An administrative record and information repository were established in FY90. The installation completed its community relations plan in FY92, and updated it in FY94 and FY01. The RAB received funding for technical assistance for public participation in FY99, FY02, and FY03.

To date, the installation has transferred approximately 4,000 acres. The Navy has issued a No Further Action Record of Decision (ROD), which determined no further cleanup activities were necessary for Installation Restoration Program (IRP) Site 22 and Investigation Area (IA) A2, and a ROD selecting cleanup actions for the H1 landfill area. In FY02, the installation conducted an inventory of all sites suspected to contain munitions contamination for the Military Munitions Response Program (MMRP); MMRP sites were identified.

FY10 IRP Progress

Mare Island NSY completed cleanup at the Defense Reutilization and Marketing Office area (IR Site 28). The installation completed the ROD determining no further cleanup actions were necessary for IA A2. The installation also completed removal actions at Building 742 and Site 17. The cost completing environmental restoration has changed significantly due to technical issues and changes in estimating criteria.

Technical issues delayed the final remedy and closure of the H1 landfill area.

FY10 MMRP Progress

Mare Island NSY completed a removal action at the Paint Waste Area (Unexploded Ordnance [UXO] 13) and drafted the ROD for the Marine Corps Firing Range (UXO 4).

Technical issues delayed the technical memorandum to detect munitions and explosives of concern (MEC).

Plan of Action

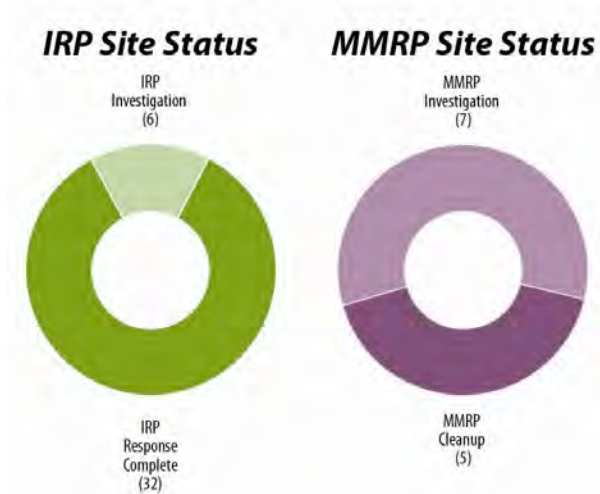
Plan of action items for Mare Island Naval Shipyard are grouped below according to program category.

IRP

- Complete Remedial Investigation (RI) for CERCLA contaminants in offshore IA K in FY11.
- Complete final remedy and closure of the H1 landfill area in FY11.
- Finalize the RI and feasibility study to evaluate cleanup alternatives for the Western Magazine Area, IR Site 05, and IR Site 28 in FY11-FY12.
- Begin the site inspection for IR Site 29 and IR Site 30 in FY11-FY12.

MMRP

- Finalize the Engineering Evaluation and Cost Analysis, and action memorandum, for the removal action at Production Manufacturing Area (UXO 5) and South Shore Area (UXO 7) in FY11.
- Finalize the technical memorandum to detect MEC in FY11.
- Finalize the ROD for the Marine Corps Manufacturing Area (UXO 4) in FY11-FY12.
- Start the RI for the Dredge Pond 3E (UXO 3) in FY11-FY12.



FFID:	VA317302472200	IAG Status:	FFAs signed in December 1991 and February 1999	Est. CTC (Comp Year):	\$ 75.5 million (FY2031)
Location (Size):		Contaminants:	PCBs, pesticides, VOCs, SVOCs, phenols, heavy metals, petroleum hydrocarbons, arsenic, explosives, propellants	IRP Sites (Final RIP/RC):	102 (FY2017)
Mission:	Provide military training and support research, development, testing, and evaluation of military hardware	Media Affected:	Groundwater, Surface Water, Sediment, Soil	MMRP Sites (Final RIP/RC):	29 (FY2021)
HRS Score:	50.00; placed on NPL in June 1994	Funding to Date:	\$ 71.8 million	Five-Year Review Status:	Completed and planned
				IRP/MMRP Status Table:	Refer to page E-6-171

Introduction

Marine Corps Base (MCB) Quantico's mission is to support training for general combat by providing a varied background in tactical operations and performing research and development of Marine Corps equipment. MCB Quantico operated a municipal landfill throughout the 1970s. After the landfill closed, the area was used as a scrap yard. Sites at the installation include surface disposal areas, underground storage tanks, and disposal pits that contain contaminated soil, surface water, and sediment. The potential risk to human health and the environment was significant enough for EPA to place the installation on the NPL in June 1994. DoD and EPA signed federal facility agreements (FFAs) in December 1991 and in February 1999 to outline how they were going to proceed with cleanup. In 2005, the BRAC Commission recommended MCB Quantico for realignment. The installation formed a technical review committee in FY89, which is responsible for communicating cleanup progress with the community. In FY92, the installation established three information repositories, each containing a copy of the administrative record. The installation completed a community relations plan in FY95, which was updated in FY03. To ensure continuous monitoring and improvement, the installation completed five-year review reports for Site 4 in FY02 and FY08.

EPA has identified 303 areas of concern at the installation. MCB Quantico currently recognizes Installation Restoration Program (IRP) sites and RCRA solid waste management units at the installation. The installation signed Records of Decision (RODs), which determined that no further cleanup actions were necessary for Sites 1 and 5 in FY00, and Site 17 in FY01. The installation also signed three RODs for Site 9 and Multi-Site (M13). In FY02, MCB Quantico conducted an inventory of all sites suspected to contain munitions contamination for the Military Munitions Response Program (MMRP); MMRP sites were identified.

FY10 IRP Progress

MCB Quantico finalized two proposed plans (PPs), two long-term management plans, and one treatability study work plan. The cost of completing environmental restoration has changed significantly due to technical issues.

Technical issues delayed the PP and also indefinitely delayed the ROD for Site 102 (Abraham's Creek). Administrative issues delayed the design for cleanup at Sites 99/96 (Quantico Embayment).

FY10 MMRP Progress

MCB Quantico completed quality assurance plans for the site inspection (SI) work plan and SI report. In addition, the installation completed SIs at all sites.

Plan of Action

Plan of action items for Marine Corps Base Quantico are grouped below according to program category.

IRP

- Sign RODs for Sites 100 (Chopawamsic Creek), 99/96 (Quantico Embayment), and Multi-site (M13) in FY11.
- Complete the PP for Site 22 in FY11.
- Complete the design for cleanup at Sites 99/96 (Quantico Embayment) in FY11.
- Sign ROD for SWMU M13 in FY12.
- Complete cleanup at Site 99/96 (Quantico Embayment) in FY12.

MMRP

- Complete removal action at Unexploded Ordnance Site 021 in FY11.

IRP Site Status



MMRP Site Status



FFID:	MA157282448700	IAG Status:	FFA signed in July 1991; last amended in June 2002	Est. CTC (Comp Year):	\$ 159.5 million (FY2055)
Location (Size):	Falmouth, Massachusetts (22,000 acres)	Contaminants:	Waste solvents, VOCs, pesticides, metals, SVOCs, explosives, propellants, petroleum-related compounds, PAHs, phenols	IRP Sites (Final RIP/RC):	85 (FY2009)
Mission:	Provide Army and Air National Guard training and support the East Coast Air Defense and Coast Guard Air and Sea Rescue Units	Media Affected:	Groundwater, Surface Water, Sediment, Soil	MMRP Sites (Final RIP/RC):	None
HRS Score:	45.93; placed on NPL in November 1989	Funding to Date:	\$ 740.7 million	Five-Year Review Status:	Completed and planned
				IRP/MMRP Status Table:	Refer to page E-6-94

Introduction

Massachusetts Military Reservation (MR) provides Army and Air National Guard training, and supports the East Coast Air Defense and Coast Guard Air and Sea Rescue Units. Sites at Massachusetts MR include chemical spill (CS) sites, fuel spill (FS) sites, storm drains, landfills (LFs), and former firefighter training areas. The potential risk to human health and the environment was significant enough for EPA to place the installation on the NPL in November 1989. DoD and EPA signed a federal facility agreement (FFA) in July 1991, which was last amended in June 2002, to outline how they were going to proceed with cleanup. Massachusetts MR formed a Restoration Advisory Board in January 1993 to discuss the installation's cleanup progress with the community. To ensure continuous monitoring and improvement, the installation completed five-year review reports in FY97, FY03, and FY08.

To date, the installation signed Records of Decision (RODs), interim RODs, and decision documents, which selected cleanup actions for 85 sites; 66 sites have closed. In FY05, Massachusetts MR conducted an inventory of sites suspected to contain munitions contamination for the Military Munitions Response program (MMRP); no MMRP sites were identified.

FY10 IRP Progress

Massachusetts MR completed construction of the the first wind turbine and connected it to the grid. The installation evaluated potential for additional wind turbines, conducted an environmental assessment, and awarded a construction contract for two additional wind turbines. Massachusetts MR completed private well verifications for the LF 1 and CS Site 23 contaminated areas. The installation established a collaborative and repeatable approach for system optimizations with regulatory agencies, and operated an effective groundwater remediation program which protects human health and the environment. The cost of completing environmental restoration has changed significantly due to changes in estimating criteria.

FY10 MMRP Progress

The Air Force is reviewing its inventory of sites known or suspected of containing munitions for the MMRP.

Plan of Action

Plan of action items for Massachusetts Military Reservation are grouped below according to program category.

IRP

- Complete private well verification program for contaminated areas at CS Sites 4, 20, and 21, and FS Sites 28 and 29 in FY11.
- Continue to efficiently operate and optimize groundwater treatment systems in FY11-FY12.
- Complete private well verification program for Ashumet Valley and CS Site 10 contaminated areas in FY11-FY12.
- Construct and begin operations for two new wind turbines in FY11-FY12.

MMRP

There are no MMRP actions scheduled for FY11 or FY12.



FFID:	CA957002474300	Contaminants:	VOCs, SVOCs, metals, solvents, jet fuel, petroleum hydrocarbons, lead, PCBs	Five-Year Review Status:	Completed and planned
Location (Size):	Sacramento, California (5,718 acres)	Media Affected:	Groundwater, Surface Water, Sediment, Soil	IRP/MMRP Status Table:	Refer to page E-6-32
Mission:	Provided navigation and electronic warfare officer training; housed SAC Bombing and Refueling Squadron	Funding to Date:	\$ 214.8 million		
HRS Score:	28.90; placed on NPL in July 1987	Est. CTC (Comp Year):	\$ 47.1 million (FY2067)		
IAG Status:	IAG signed in 1989	IRP Sites (Final RIP/RC):	89 (FY2006)		
		MMRP Sites (Final RIP/RC):	5 (FY2011)		

Introduction

Before becoming inactive in FY93, Mather Air Force Base (AFB) housed the 323rd Flying Training Wing, a Strategic Air Command Wing, a Reserve air refueling group, and an Army National Guard aviation unit. Site types include landfills (LFs), underground storage tanks, fire training areas, a trichloroethylene (TCE) disposal site, a weapons storage area, wash rack areas, spill areas, and waste pits. The potential risk to human health and the environment was significant enough for EPA to place Mather AFB on the NPL in July 1987. In 1989, DoD and EPA signed an interagency agreement (IAG) to outline how they were going to proceed with cleanup. The BRAC Commission recommended closure of Mather AFB in December 1988. In FY94, the installation formed a Restoration Advisory Board to discuss cleanup progress with the community. In the same year, the installation formed a BRAC cleanup team to develop a process for cleanup of sites at Mather AFB. To ensure continuous monitoring and improvement, the installation completed five-year review reports in FY00 and FY05.

Mather AFB grouped sites into six operable units (OUs): OU 1, Aircraft Control and Warning Site; OU 2, Groundwater; OU 3, Soil; OU 4, LF; OU 5, Basewide; and OU 6, Supplemental Basewide. Mather AFB has signed Records of Decision selecting cleanup actions for OUs 1 through 6. In FY04, Mather AFB conducted an inventory of sites suspected to contain munitions contamination for the Military Munitions Response Program (MMRP); MMRP sites were identified.

FY10 IRP Progress

Mather AFB solicited and awarded a performance-based contract, and completed the third five-year review report with EPA concurrence. The installation also achieved operating properly and successfully concurrence for LF 004. Mather AFB received regulatory review comments on demonstrations that the three Groundwater OU remedies are at operating properly and successfully. The cost of completing environmental restoration has changed significantly due to changes in estimating criteria.

FY10 MMRP Progress

Mather AFB completed the site inspection and closure documentation for sites XU 400 and 403. The installation also opened a new site, XE 404, to the former installation restoration program (IRP) site outside training area 069.

Plan of Action

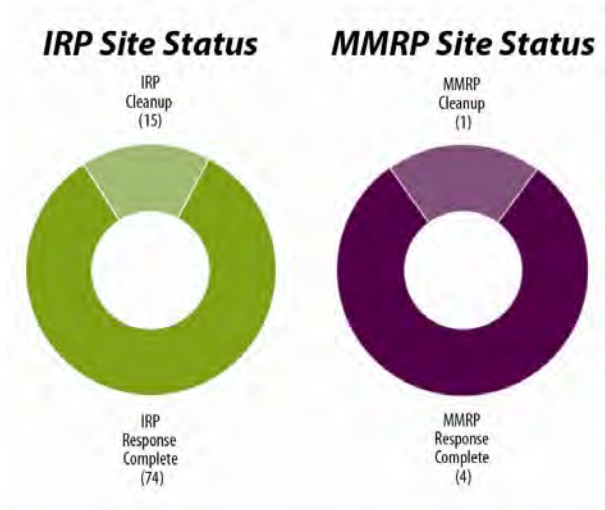
Plan of action items for Mather Air Force Base are grouped below according to program category.

IRP

- Complete operating properly and successfully reports for three groundwater OU remedies in FY11.
- Complete three closure reports for fire training (FT) sites 10C/6, LF 18, and ST 20 in FY11.
- Install two monitoring wells to satisfy data gaps identified during regulatory review of draft operating properly and successfully reports in FY11.
- Close AST site 10402/10403 in FY11.

MMRP

- Complete fieldwork at site XE 404 in FY11-FY12.



FFID:	WA057182420000	IAG Status:	July 1987 and delisted from NPL in September 1996	Est. CTC (Comp Year):	\$ 2.4 million (FY2044)
Location (Size):	Tacoma, Washington (4,616 acres)	Contaminants:	VOCs, SVOCs, TCE, radioactive waste, metals	IRP Sites (Final RIP/RC):	65 (FY2004)
Mission:	Provide airlift services for troops, cargo, and equipment	Media Affected:	Groundwater and Soil	MMRP Sites (Final RIP/RC):	8 (FY2015)
HRS Score:	31.94 (Area D/American Lake Garden Tract); placed on NPL in September 1984; 42.24 (Washrack/Treatment Area); placed on NPL in	Funding to Date:	\$ 28.9 million	Five-Year Review Status:	Completed and planned
				IRP/MMRP Status Table:	Refer to page E-7-55

Introduction

McChord Air Force Base (AFB) provides airlift services for troops, cargo, equipment, and mail. Sites at the installation include fire training areas, spill sites (SSs), landfills, and waste pits. The potential risk to human health and the environment was significant enough for EPA to place two sites on the NPL: the Area D/American Lake Garden Tract in September 1984, and the Washrack Treatment Area in July 1987. Air Force and EPA signed a federal facility agreement (FFA) in August 1989 to outline how they were going to proceed with cleanup. In 1992, Air Mobility Command signed a consent decree with the State of Washington. The consent decree was created for non-NPL sites. EPA delisted the Washrack Treatment Area from the NPL in September 1996. In 2005, the BRAC Commission recommended McChord AFB for realignment. To ensure continuous monitoring and improvement, the installation completed five-year review reports for the Washrack Treatment Area in FY99 and FY04, and for Area D/American Lake Garden Tract in FY00, FY05, and FY10.

The installation evaluated 64 sites and installed several cleanup systems. Three sites are currently listed on the State's hazardous sites list and are managed through long-term monitoring and natural cleanup processes. To date, the installation has treated 600 million gallons of groundwater and recovered 52 pounds of trichloroethylene (TCE) at Area D/American Lake Garden Tract. The installation signed Records of Decision for the Washrack Treatment Area and Area D/American Lake Garden Tract, which selected cleanup actions for these sites. The installation conducted an inventory of sites suspected to contain munitions contamination for the Military Munitions Response Program (MMRP); MMRP sites were identified.

FY10 IRP Progress

McChord AFB revised long-term monitoring plans and monitored SS 34N optimization progress. McChord AFB completed the five-year review report for Area D/American Lake Garden Tract. The installation continued pump-and-treat operations and began the bioenhancement pilot study at Area D/American Lake Garden Tract. The State of Washington delisted three of six McChord AFB hazardous sites.

FY10 MMRP Progress

McChord AFB finished lead cleanup at two ranges, cleared munitions from three sites, and drafted cleanup action reports. No known actionable MMRP sites remain at McChord AFB.

Plan of Action

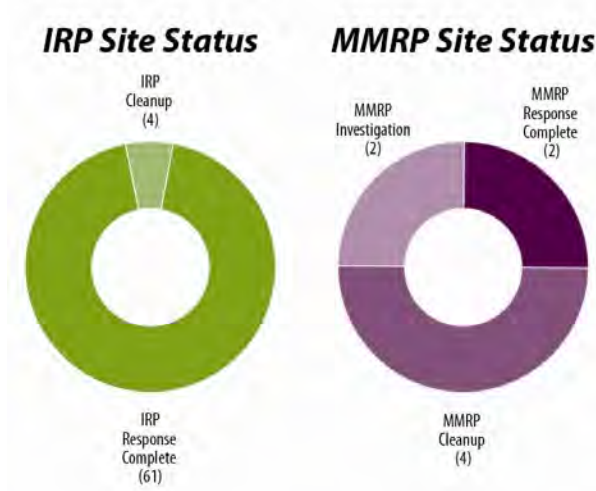
Plan of action items for McChord Air Force Base are grouped below according to program category.

IRP

- Transfer environmental restoration responsibilities to U.S. Army, Joint Base Lewis-McChord (JBLM) in FY11.
- Continue monitoring optimization, planning, and treating of groundwater at SS 34N in FY11.
- Integrate optimized long-term monitoring program into JBLM monitoring program in FY11-FY12.
- Continue operations and maintenance at Area D/American Lake Garden Tract, apply recommendations from the bioenhancement study to the groundwater treatment in FY11-FY12.

MMRP

- Complete final MMRP cleanup action report in FY11.



FFID:	CA957172433700	Contaminants:	Metals, cleaners and degreasers, paints, lubricants, photochemicals, phenols, SVOCs, solvents, PCBs, VOCs, radioactive material, explosives, propellants	IRP Sites (Final RIP/RC):	324 (FY2017)
Location (Size):	Sacramento, California (3,452 acres)	Media Affected:	Groundwater, Surface Water, Sediment, Soil	MMRP Sites (Final RIP/RC):	2 (FY2011)
Mission:	Provided logistics support for aircraft, missile, space, and electronics programs	Funding to Date:	\$ 642.5 million	Five-Year Review Status:	Completed and planned
HRS Score:	57.93; placed on NPL in July 1987	Est. CTC (Comp Year):	\$ 577.0 million (FY2066)	IRP/MMRP Status Table:	Refer to page E-6-32
IAG Status:	FFA signed in May 1990				

Introduction

The mission of the former McClellan Air Force Base (AFB) was to provide support for aircraft, missile, space, and electronics programs. Environmental contamination at McClellan AFB has resulted from sumps associated with industrial operations, landfills (LFs), leaks from industrial waste lines, surface spills, and underground storage tanks. The contaminated areas total over 660 acres and consist primarily of trichloroethylene (TCE)-contaminated groundwater. The potential risk to human health and the environment was significant enough for EPA to place the installation on the NPL in July 1987. DoD and EPA signed a federal facility agreement (FFA) in May 1990 to outline how they were going to proceed with cleanup. In 1995, the BRAC Commission recommended the closure of McClellan AFB. The installation has formed a BRAC cleanup team to develop a process for cleanup of sites. In FY93, the installation converted its technical review committee, responsible for communicating cleanup progress with the community, into a Restoration Advisory Board. To ensure continuous monitoring and improvement, McClellan AFB completed two five-year review reports in FY04.

Sites at the installation are grouped into 11 Operable Units (OUs), including an OU for groundwater at the base. McClellan AFB has signed six Records of Decision (RODs), which selected cleanup actions at four OUs. The installation has transferred 530 acres, and found another 600 suitable for transfer in FY09. In FY04, McClellan AFB conducted an inventory of sites suspected to contain munitions contamination for the Military Munitions Response Program (MMRP); MMRP sites were identified.

FY10 IRP Progress

McClellan AFB continued the remedial investigation (RI) and feasibility study (FS) to evaluate cleanup alternatives at focused strategic sites. The cost of completing environmental restoration has changed significantly due to changes in estimating criteria.

Regulatory and technical issues delayed the ROD for the follow-on strategic sites. Regulatory issues also delayed the proposed plan (PP) and RODs for Building 252, small volume sites, and ecological sites.

FY10 MMRP Progress

McClellan AFB closed the LF site formerly suspected of containing discarded military munitions contamination. The installation also completed the PP and draft ROD for the former Skeet Range.

Plan of Action

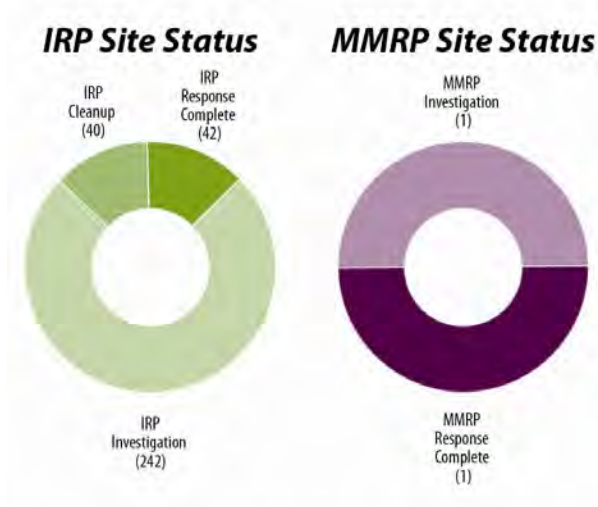
Plan of action items for McClellan Air Force Base are grouped below according to program category.

IRP

- Complete the RI/FS, ROD and design for cleanup at the follow-on strategic sites in FY11.
- Complete the PP and ROD for Building 252 in FY11.
- Resolve dispute and complete the PP and ROD for the small volume sites in FY11-FY12.
- Complete the ROD and prepare cleanup work plans for the ecological sites in FY12.
- Implement remedies for focused strategic sites beginning in FY12.

MMRP

- Complete the cleanup action at the former Skeet Range by in FY11-FY12.



FFID:	PA317002210400	Contaminants:	PCBs, heavy metals, pesticides, VOCs, SVOCs, dioxin	Five-Year Review Status:	Completed and planned
Location (Size):	Mechanicsburg, Pennsylvania (824 acres)	Media Affected:	Groundwater, Sediment, Soil	IRP/MMRP Status Table:	Refer to page E-7-45
Mission:	Provide inventory management and supply support for weapons systems	Funding to Date:	\$ 40.7 million		
HRS Score:	50.00; placed on NPL in May 1994	Est. CTC (Comp Year):	\$ 2.0 million (FY2025)		
IAG Status:	FFA signed in November 2004	IRP Sites (Final RIP/RC):	15 (FY2011)		
		MMRP Sites (Final RIP/RC):	1 (FY2001)		

Introduction

Mechanicsburg Naval Inventory Control Point, currently Naval Support Activity (NSA) Mechanicsburg, provides inventory management and supply support for weapons systems. Historical defense industrial and inventory disposal operations have caused contamination at this installation. The potential risk to human health and the environment was significant enough for EPA to place NSA Mechanicsburg on the NPL in May 1994. DoD and EPA signed a federal facility agreement (FFA) in 2004 to outline how they were going to proceed with cleanup. Formed in FY88, a technical review committee responsible for communicating cleanup progress with the community converted to a Restoration Advisory Board in FY95. The installation created an electronic administrative record and completed a community relations plan in FY99. To ensure continuous monitoring and improvement, the installation completed five-year review reports in FY04 and FY09.

Environmental investigations conducted at NSA Mechanicsburg identified 15 Installation Restoration Program (IRP) sites. To date, the installation completed Records of Decision (RODs), which selected cleanup actions, for Sites 1, 3 (soil and groundwater), and 9. Another ROD determined that no further cleanup activities were necessary at Site 11. In addition, the installation completed Decision Documents determining no further action for Sites 2, 4, 7, 8 (groundwater), 11 through 15, and 49 lower priority areas of concern (AOCs). In FY02, the installation conducted an inventory of all sites suspected to contain munitions contamination for the Military Munitions Response Program (MMRP); no MMRP sites were identified.

FY10 IRP Progress

NSA Mechanicsburg continued annual groundwater sampling at Site 3. The installation signed the final ROD and awarded a cleanup contract for Site 9. NSA Mechanicsburg also awarded a contract for soil removal and site cleanup at Site 8. NSA Mechanicsburg completed Phase I cleanup for Site 9 (segment 1), and completed the design for cleanup at Site 8.

FY10 MMRP Progress

NSA Mechanicsburg has identified no MMRP sites.

Plan of Action

Plan of action items for Mechanicsburg Naval Inventory Control Point are grouped below according to program category.

IRP

- Complete the annual site management plan in FY11.
- Complete construction of cleanup systems and cleanup at Site 8 in FY11.
- Determine the groundwater cleanup objectives at Site 3 in FY11-FY12.
- Continue monitoring land use controls, which restrict the use of or access to Site 8 in FY11-FY12.
- Complete Phase II cleanup at Site 9 in FY11-FY12.

MMRP

There are no MMRP actions scheduled for FY11 or FY12.

IRP Site Status



MMRP Site Status



FFID:	TN421382058200	Contaminants:	Munitions-related wastes, SVOCs, metals, explosives, propellants	Five-Year Review Status:	Completed and underway
Location (Size):	Milan, Tennessee (22,357 acres)	Media Affected:	Groundwater and Soil	IRP/MMRP Status Table:	Refer to page E-6-152
Mission:	Load, assemble, pack, ship, and demilitarize explosive ordnance	Funding to Date:	\$ 171.8 million		
HRS Score:	58.15; placed on NPL in July 1987	Est. CTC (Comp Year):	\$ 50.0 million (FY2044)		
IAG Status:	IAG signed in 1989	IRP Sites (Final RIP/RC):	41 (FY2014)		
		MMRP Sites (Final RIP/RC):	3 (FY2011)		

Introduction

The Milan Army Ammunition Plant (AAP) handles explosive ordnance. In FY91, Milan AAP discovered the explosive compound RDX in the City of Milan's municipal water supply wells. The potential risk to human health and the environment was significant enough for EPA to place the installation on the NPL in July 1987. DoD and EPA signed an interagency agreement (IAG) in 1989 to outline how they were going to proceed with cleanup. In FY94, the installation formed a Restoration Advisory Board (RAB) to discuss cleanup progress with the community. To ensure continuous monitoring and improvement, Milan AAP completed five-year review reports in FY01 and FY05.

To date, the installation has signed six Records of Decision (RODs), selecting cleanup actions for 15 sites. In FY03, the installation conducted an inventory of sites suspected to contain munitions contamination for the Military Munitions Response Program (MMRP); MMRP sites were identified.

FY10 IRP Progress

Milan AAP submitted the draft five-year review report to EPA. EPA approved the installation of a pipeline to route contaminated groundwater formerly treated at Operable Unit (OU) 1 to OU 3 and to shut down OU 1. The installation completed the first year of long-term monitoring in accordance with the Long-term Monitoring Plan and the Dispute Resolution Agreement. In addition, Milan AAP continued work at OU 5 to characterize soils in support of the feasibility study (FS) to evaluate cleanup alternatives and received approval for a final FS addendum. The installation submitted a proposed plan (PP) and draft ROD for OU 5 to EPA; EPA approved the FS and the PP for OU 5. The cost of completing environmental restoration has changed significantly due to technical issues.

Technical issues delayed completion of the five-year review report and the ROD for groundwater at OUs 1 and 3.

The RAB met quarterly to discuss cleanup activities.

FY10 MMRP Progress

Milan AAP completed the Final Explosives Site Plan as part of the remedial investigation (RI) and FS at the Burning Ground and Sunny Slope, as approved by the Department of Defense Explosives Safety Board and the U.S. Army Technical Center for Explosive Safety. After receiving stakeholder approval, the installation completed the RI/FS work plan and began fieldwork at sites at the Burning Ground and Sunny Slope.

Technical issues delayed completion of the RI/FS reports.

Plan of Action

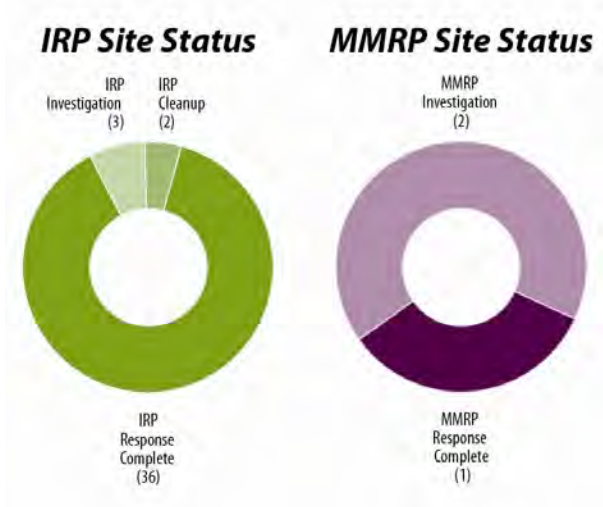
Plan of action items for Milan Army Ammunition Plant are grouped below according to program category.

IRP

- Complete a five-year review report in FY11.
- Continue well monitoring for all contaminated groundwater and long-term monitoring of soil at OUs 3 and 4 in FY11.
- Finalize the ROD for soil and implement cleanup actions at OU 5 in FY11.
- Submit a Final Remedial Action Completion Report for OU 4 in FY11.
- Complete the Supplemental Site Characterization Plan for site-wide groundwater in FY11-FY12.
- Complete ROD for groundwater at OUs 1 and 3 in FY11-FY12.

MMRP

- Complete RODs for sites at the Burning Ground and Sunny Slope in FY11.
- Complete RI/FS reports in FY11-FY12.



FFID:	CA921350696A00	Contaminants:	Heavy metals, petroleum hydrocarbons, VOCs, SVOCs, BTEX, explosives, and propellants.	Five-Year Review Status:	Completed and planned
Location (Size):	Concord, CA (4,324 acres)	Media Affected:	Groundwater, Surface Water, Sediment, Soil	IRP/MMRP Status Table:	Refer to page E-6-22
Mission:	Ships, receives, inspects, and classifies munitions (Tidal Area).	Funding to Date:	\$ 12.5 million		
HRS Score:	30.00; placed on NPL in December 1994	Est. CTC (Comp Year):	\$ 69.6 million (FY2018)		
IAG Status:	FFA signed in November 2009	IRP Sites (Final RIP/RC):	49 (FY2013)		
		MMRP Sites (Final RIP/RC):	4 (FY2018)		

Introduction

Military Ocean Terminal Concord (MOTCO) ships, receives, inspects, and classifies munitions. These activities resulted in the contamination of surface water and sediment at the Tidal Area, which includes tidal and litigation area sites. The potential risk to human health and the environment was significant enough for EPA to place the installation on the NPL in December 1994 when it was part of Naval Weapons Station Concord. DoD and EPA signed a federal facility agreement (FFA) in November 2009 to outline how they would proceed with cleanup. The BRAC Commission recommended realignment of the Tidal Area, and in 2008, the final BRAC determination transferred the Tidal Area from Naval Weapons Station Concord to the Army. Under Naval Weapons Station Concord, the installation received funding for technical assistance for public participation and updated the community relations plan in FY03. To ensure continuous monitoring and improvement, the installation completed a five-year review report in FY03 and FY10.

To date, the installation determined no further cleanup action was necessary for Site 28. In 2009, the installation conducted an inventory of all sites suspected to contain munitions contamination for the Military Munitions Response Program (MMRP); four MMRP sites were identified.

FY10 IRP Progress

MOTCO prepared a work plan for a geotechnical survey of the Site 1 Landfill (LF) to complete the LF cap. In addition, the installation prepared a remedial investigation (RI) work plan addendum to install three new monitoring wells and collect groundwater data at Site 1. MOTCO continued long-term management (LTM) and completed the five-year review report for Litigation Area Sites 3 through 6, 25, 26, and 28. The installation continued work on the cleanup closure documentation for Site 30. The cost of completing environmental restoration has changed significantly due to technical issues.

FY10 MMRP Progress

MOTCO conducted a site inspection (SI) and submitted a draft historical records review report to stakeholders. The installation recommended an RI and feasibility study (FS) to evaluate cleanup alternatives at the four sites.

Plan of Action

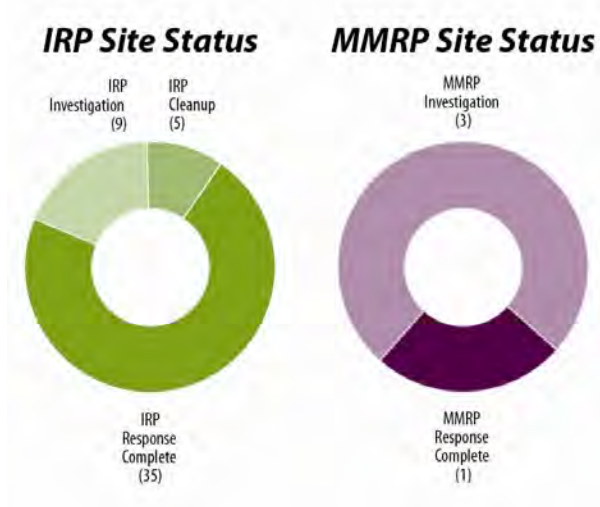
Plan of action items for Military Ocean Terminal Concord are grouped below according to program category.

IRP

- Complete geotechnical investigation and redesign of the LF cap at Site 1 in FY11.
- Complete work plan addendum, conduct the field investigation, and initiate the RI at Site 1 in FY11.
- Continue LTM at Litigation Area Sites 3 through 6, 25, 26, and 28 in FY11.
- Finalize the closure documents for Site 30 in FY11.
- Prepare the SI and conduct SI field investigations at Sites 38, 39, and 40 in FY11.
- Develop alternative for the cleanup plan and Record of Decision (ROD) at Sites 32 and 33 in FY11.
- Finalize the proposed plan (PP), prepare the ROD, and cleanup Sites 2, 9, and 11 in FY11-FY12.
- Finalize the FS and prepare the PP and ROD for Site 31 in FY11-FY12.

MMRP

- Initiate the RI/FS at Sites 7, 8, and 9 in FY11-FY12.



FFID:	MS421382296600	Media Affected:	Groundwater and Soil	IRP/MMRP Status Table:	Refer to page E-7-32
Location (Size):	Hancock County, Mississippi (4,214 acres)	Funding to Date:	\$ 1.1 million		
Mission:	Managed, developed, tested, and manufactured the improved conventional munitions artillery	Est. CTC (Comp Year):	\$ 0.0 million (FY2012)		
HRS Score:	N/A	IRP Sites (Final RIP/RC):	45 (FY1990)		
IAG Status:	N/A	MMRP Sites (Final RIP/RC):	2 (FY2012)		
Contaminants:	Metals and solvents	Five-Year Review Status:	This installation is not required to complete a five-year review report.		

Introduction

Mississippi Army Ammunition Plant (AAP), the only ammunition plant the Army built after the Korean Conflict, served the War Department in the 1940s as a bombing and gunnery range. From 1969 to 1980, Edgewood Arsenal conducted pyrotechnic testing at the Mississippi AAP Kellar Test Range. In 1978, the Army obtained an irrevocable 50-year permit and leased 7,148 acres from NASA to expand construction and operations of Mississippi AAP on the John C. Stennis Space Center. In 1980, the U.S. Army Munitions Production Base Modernization Agency moved the range activities to a more remote location to allow Edgewood Arsenal to continue its operations. In 1990, DoD placed Mississippi AAP on inactive status, and the equipment and facilities were placed in layaway. Ammunition production ceased in FY92, and DoD made the plant available to the private sector to provide or produce commercial services and products through facility-use contracts. In 2005, the BRAC Commission recommended closure of Mississippi AAP.

To date, Mississippi AAP has completed 4 amendments to the 50-year permit with NASA, returning 2,934 acres to NASA. In FY03, the installation completed an inventory of sites suspected to contain munitions contamination for the Military Munitions Response Program (MMRP); two MMRP sites were identified.

FY10 IRP Progress

Mississippi AAP completed work plans for the remedial investigation (RI) / feasibility study (FS) to evaluate cleanup alternatives at Site 014.

FY10 MMRP Progress

Mississippi AAP completed the RI at the Spin Launch Test Site.

Plan of Action


Plan of action items for Mississippi Army Ammunition Plant are grouped below according to program category.

IRP

- Complete RI/FS and conduct vapor intrusion and groundwater monitoring studies in FY11-FY12.
- Complete Record of Decision to select cleanup actions in FY12.

MMRP

There are no MMRP actions scheduled for FY11 or FY12.



FFID:	CA917002323800	IAG Status:	FFA signed in September 1990	IRP Sites (Final RIP/RC):	35 (FY2021)
Location (Size):	Sunnyvale, California (3,097 acres)	Contaminants:	Pesticides, SVOCs, explosives, propellants, VOCs, petroleum hydrocarbons, heavy metals, solvents	MMRP Sites (Final RIP/RC):	None
Mission:	Served as host to 7th Infantry Division (Light); supports the Defense Language Institute Foreign Language Center, currently at the Presidio of Monterey, California	Media Affected:	Groundwater, Surface Water, Sediment, Soil	Five-Year Review Status:	Completed and planned
HRS Score:	42.24; placed on NPL in February 1987	Funding to Date:	\$ 185.9 million	IRP/MMRP Status Table:	Refer to page E-6-27
		Est. CTC (Comp Year):	\$ 61.4 million (FY2042)		

Introduction

Moffett Field Naval Air Station (NAS) was headquarters of the Commander, Patrol Wings U.S. Pacific Fleet. At that time, Moffett Field NAS was the largest P-3 base in the world and was responsible for submarine patrol operations across the Pacific. Sites at the installation include landfills, underground storage tanks, a burn pit, ditches, holding ponds, wetland sediments, French drains, maintenance areas, and fuel spill sites. Contaminants include polychlorinated biphenyls (PCBs), petroleum products, DDT, chlorinated solvents, and heavy metals. The potential risk to human health and the environment was significant enough for EPA to place the installation on the NPL in July 1987. DoD and EPA signed a federal facility agreement (FFA) in FY90, amended in FY94 and FY01, which outlined how they were going to proceed with cleanup. In July 1991, the BRAC Commission recommended closure of the installation. The installation closed on July 1, 1994 and transferred to NASA. The Naval Air Manor property transferred to a neighboring city. The associated Moffett Community Housing was transferred to the Army. In FY94, the installation formed a BRAC cleanup team to develop a process for cleanup of sites. The BRAC cleanup team completed a BRAC cleanup plan to prioritize sites requiring environmental restoration, which was updated in FY97. The installation completed a community relations plan and established an information repository in FY89; the community relations plan was updated in FY02. The installation formed a technical review committee, which was responsible for communicating cleanup progress with the community, and converted it to a Restoration Advisory Board in FY95. To ensure continuous monitoring and improvement, the installation completed a five-year review report for two groundwater sites in FY03, another report for Site 1 in FY07, and a report for the base in FY10.

The installation divided sites into seven operable units (OUs). To date, the installation has completed Records of Decision (RODs), which determined that no further cleanup activities were necessary at environmental restoration sites. The installation has also completed RODs selecting cleanup actions for OU 1 and Sites 22 and 26 through 28. The installation has closed 35 petroleum sites. In FY02, the installation conducted an inventory of all sites suspected to contain munitions contamination for the Military Munitions Response Program (MMRP); no MMRP sites were identified.

FY10 IRP Progress

Moffett Field NAS completed the design for the removal action at Site 29 (Hangar 1) and began the design for cleanup at Site 25. The installation also completed the five-year review report for the base. The cost of completing environmental restoration has changed significantly due to changes in estimating criteria.

Regulatory issues delayed closeout concurrence at Site 27.

FY10 MMRP Progress

Moffett Field NAS has identified no MMRP sites.

Plan of Action

Plan of action items for Moffett Field Naval Air Station are grouped below according to program category.

IRP

- Obtain closeout concurrence at Site 27 in FY11.
- Complete design for cleanup at Site 25 in FY11-FY12.
- Complete an optimization study to identify opportunities for streamlining cleanup at Sites 26 and 28 in FY11-FY12.
- Continue with removal action at Site 29 (Hangar 1) in FY11-FY12.
- Begin feasibility study to evaluate cleanup alternatives for the ROD at Site 26 in FY11-FY12.

MMRP

There are no MMRP actions scheduled for FY11 or FY12.



FFID:	WA09799F331700	Contaminants:	VOCs (specifically TCE)	Five-Year Review Status:	This installation is not required to complete a five-year review report.
Location (Size):	Moses Lake, Washington (9,607 acres)	Media Affected:	Groundwater	IRP/MMRP Status Table:	Refer to page E-7-55
Mission:	Served as tactical air command, air transport, and strategic air command base; provided pilot training	Funding to Date:	\$ 19.6 million		
HRS Score:	50.00; placed on NPL in October 1992	Est. CTC (Comp Year):	\$ 0.4 million (FY2013)		
IAG Status:	IAG signed in March 1999	IRP Sites (Final RIP/RC):	3 (FY2013)		
		MMRP Sites (Final RIP/RC):	None		

Introduction

Larson Air Force Base (AFB) first served as a Tactical Air Command base, then as a military air transport facility, and later as a Strategic Air Command base. DoD sold the Port of Moses Lake property in 1966; the property is now operated by the Grant County Airport. The former Larson AFB property primarily served as a regional aviation, industrial, and educational facility. The U.S. Army Corps of Engineers (USACE) conducted environmental assessments, which began in FY87, and identified 4 sites that required further investigation: 11 underground storage tanks and the associated potentially contaminated soil, groundwater contaminated with trichloroethylene (TCE), an area potentially containing low-level radioactive waste, and 2 disposal areas potentially containing tetraethyl lead. The potential risk to human health and the environment was significant enough for EPA to place the property (Moses Lake) on the NPL in October 1992. DoD and EPA signed an interagency agreement (IAG) in March 1999 to outline how they were going to proceed with cleanup. In 1999, USACE established a Restoration Advisory Board (RAB) to discuss the installation's cleanup progress with the community. The RAB dissolved in September 2003.

FY10 IRP Progress

Larson AFB coordinated with EPA and the Department of Justice regarding settlement actions, and continued sampling and long-term management (LTM) of residential wells and whole house filters in FY10.

FY10 MMRP Progress

USACE has identified no sites suspected to contain munitions contamination for the Military Munitions Response Program (MMRP).

Plan of Action

Plan of action items for Moses Lake Wellfield Contamination Site are grouped below according to program category.

IRP

- Continue coordination with EPA and the Department of Justice to complete settlement actions in FY11.
- Continue sampling and LTM of residential wells and whole house filters in FY11.

MMRP

There are no MMRP actions scheduled for FY11 or FY12.

IRP Site Status



FFID:	ID057212455700	Media Affected:	Groundwater, Surface Water, Soil	IRP/MMRP Status Table:	Refer to page E-7-22
Location (Size):	Mountain Home, Idaho (6,000 acres)	Funding to Date:	\$ 19.7 million		
Mission:	Provide composite combat air power worldwide	Est. CTC (Comp Year):	\$ 3.2 million (FY2011)		
HRS Score:	NA; placed on NPL in August 1990	IRP Sites (Final RIP/RC):	38 (FY2011)		
IAG Status:	FFA signed in January 1992	MMRP Sites (Final RIP/RC):	None		
Contaminants:	VOCs, POLs, heavy metals	Five-Year Review Status:	Completed and planned		

Introduction

The mission of Mountain Home Air Force Base (AFB) is to provide composite combat air power worldwide. Sites identified at the installation include landfills (LFs), fire training (FT) areas, a fuel hydrant system spill area, disposal pits, surface runoff areas, wash racks, ditches, underground storage tanks, petroleum/oil/lubricant (POL) lines, and a low-level radioactive material disposal site. The potential risk to human health and the environment was significant enough for EPA to place the installation on the NPL in August 1990. DoD and EPA signed a federal facility agreement (FFA) in January 1992 to outline how they were going to proceed with cleanup. The 2005 BRAC Commission recommended Mountain Home AFB for realignment. In FY94, the installation converted its technical review committee, responsible for communicating cleanup progress with the community, into a Restoration Advisory Board (RAB). In FY00, the installation updated the community relations plan. To ensure continuous monitoring and improvement, Mountain Home AFB completed five-year review reports in FY01 and FY06.

To improve and accelerate site characterization, the installation grouped sites into operable units (OUs). The installation has signed one Record of Decision (ROD), which selected cleanup actions for OUs 1, 3, 5, and 6; the lagoon LF; and FT Area 8. The installation also signed RODs determining that no further cleanup actions were necessary at OUs 2 and 4. In FY05, the installation conducted an inventory of sites suspected to contain munitions contamination for the Military Munitions Response Program (MMRP); no MMRP sites were identified.

FY10 IRP Progress

Mountain Home AFB completed field activities and pilot tests, and submitted a draft final report of vapor cleanup and monitoring for Storm Drain (SD)-24. The installation completed the ROD Amendment for groundwater at OU-3. Mountain Home AFB also completed construction of a soil vapor extraction system at ERP Site Storage Tank (ST)-11 (Fuel System Hydrant Line Leak). In addition, the installation completed sampling and determined a removal action at LF-23 (Coal Ash Landfill) was not necessary, and that land use controls, to restrict access to and use of the site, would adequately protect human health.

The installation held a RAB meeting to discuss cleanup at ST-11.

FY10 MMRP Progress

The Air Force is reviewing its inventory of sites known or suspected of containing munitions for the MMRP.

Plan of Action

Plan of action items for Mountain Home Air Force Base are grouped below according to program category.

IRP

- Obtain signature and finalize the ROD Amendment for OU-3 in FY11.
- Prepare explanation of significant differences document with the ROD in FY11.
- Operate the soil vapor extraction system at ST-11 and FT-08 in FY11.
- Obtain regulatory concurrence on and complete vapor cleanup at SD-24 in FY11.

MMRP

There are no MMRP actions scheduled for FY11 or FY12.

IRP Site Status



FFID:	SC457002482100	Contaminants:	Paints, POLs, thinners, waste oils, SVOCs, explosives, propellants, spent solvents, fuels, VOCs, metals, asbestos	MMRP Sites (Final RIP/RC):	1 (FY2003)
Location (Size):	Myrtle Beach, South Carolina (3,937 acres)	Media Affected:	Groundwater, Surface Water, Sediment, Soil	Five-Year Review Status:	Completed and planned
Mission:	Served as host to a tactical fighter wing	Funding to Date:	\$ 68.9 million	IRP/MMRP Status Table:	Refer to page E-7-47
HRS Score:	N/A	Est. CTC (Comp Year):	\$ 2.1 million (FY2034)		
IAG Status:	N/A	IRP Sites (Final RIP/RC):	192 (FY2011)		

Introduction

Myrtle Beach Air Force Base (AFB) formerly housed a tactical fighter wing. Sites identified at the installation include landfills, weathering pits, fire training areas, drainage ditches, hazardous waste storage areas, maintenance areas, underground storage tanks, explosive ordnance areas, fuel storage areas, a small arms firing range, and a lead-contaminated skeet range. Contaminants include petroleum/oil/lubricants (POLs), heavy metals, and volatile organic compounds (VOCs). The 1991 BRAC Commission recommended closure of Myrtle Beach AFB and the installation closed in 1993. In FY93, a joint management team assumed the role of the BRAC cleanup team to develop a process for cleanup of sites at Myrtle Beach AFB. In FY96 and FY04, the BRAC cleanup team updated the BRAC cleanup plan, which incorporates community input to prioritize sites requiring environmental restoration. In FY94, the installation formed a Restoration Advisory Board (RAB) to discuss the installation's cleanup progress with the community; the RAB adjourned in FY10.

To date, Myrtle Beach AFB has transferred all property. In FY04, the installation conducted an inventory of sites suspected to contain munitions contamination for the Military Munitions Response Program (MMRP); one MMRP site was identified. In FY08, Myrtle Beach AFB completed closure documentation for its only MMRP site, the former explosive ordnance disposal.

FY10 IRP Progress

Myrtle AFB completed one decision document (DD), which selected cleanup actions at FT016, and one operating properly and successfully document. The installation also completed one interim cleanup measure, resulting in regulatory approval of the operating properly and successfully operating properly and successfully determination. Cleanup optimization was implemented at two sites in FY10 including enhanced bioremediation using site specific amendments. In addition, the installation transferred the final three acres of property.

Administrative issues delayed one DD.

The installation formally adjourned the RAB.

FY10 MMRP Progress

The installation conducted no MMRP actions.

Plan of Action

Plan of action items for Myrtle Beach Air Force Base are grouped below according to program category.

IRP

- Complete one DD in FY11.
- Complete follow-on injections for chemical oxidation and enhanced bioremediation to satisfy cleanup optimization findings at two sites in FY11.
- Finalize land use controls, which restrict the use of or access to sites, and management plans for two sites in FY11.

MMRP

There are no MMRP actions scheduled for FY11 or FY12.

IRP Site Status



MMRP Site Status



FFID:	GU917309951900	Contaminants:	Metals, pesticides, PAHs, PCBs, VOCs, SVOCs, radioactive materials, phenols, BTEX	Five-Year Review Status:	Completed and planned
Location (Size):	Yigo, Guam (15,000 acres)	Media Affected:	Groundwater and Soil	IRP/MMRP Status Table:	Refer to page E-6-63
Mission:	Provide troops, equipment, and facilities in the Pacific	Funding to Date:	\$ 129.7 million		
HRS Score:	50.00; placed on NPL in October 1992	Est. CTC (Comp Year):	\$ 88.8 million (FY2024)		
IAG Status:	FFA signed in March 1993	IRP Sites (Final RIP/RC):	90 (FY2015)		
		MMRP Sites (Final RIP/RC):	16 (FY2020)		

Introduction

The mission of Andersen Air Force Base (AFB) is to provide troops, equipment, and facilities in the Pacific. Preliminary assessments have identified landfills (LFs), waste pits (WPs), fire training areas (FTAs), hazardous waste storage areas (HWSAs), and spill sites. The potential risk to human health and the environment was significant enough for EPA to place the installation on the NPL in October 1992. DoD and EPA signed a federal facility agreement (FFA) in March 1993 to outline how they were going to proceed with cleanup. The 2005 BRAC Commission recommended Andersen AFB for realignment. In 1995, the installation converted its technical review committee responsible for communicating cleanup progress with the community into a Restoration Advisory Board. To ensure continuous monitoring and improvement, Andersen AFB completed a five-year review report in FY04.

Sites identified at Andersen AFB are grouped into six operable units (OUs). To date, the installation has signed Records of Decision (RODs) for the Marianas Bonins OU, the Urunao OU, and LFs 8 and 13; the RODs selected cleanup actions for these sites. In FY03, the installation conducted an inventory of sites suspected to contain munitions contamination for the Military Munitions Response Program (MMRP); MMRP sites were identified.

FY10 IRP Progress

NSA Andersen Guam began remedial investigation (RI) and feasibility study to evaluate cleanup alternatives for Area of Concern 81, FTA 3, Building 18006, and LF 19. The installation also conducted long-term management at LF 2, 8, 10, and 17; WPs 1 and 7; and FTA 2. NSA Andersen Guam completed cleanup completion reports for Urunao Dump Sites 1 and 2 and conducted groundwater sampling rounds 28 and 29. The installation also completed the second five-year review report for Marianas Bonins OU and transferred environmental restoration responsibilities to Navy Base Guam.

Administrative issues delayed the ROD for LFs 14 and 18; WP3; FTA 2; HWSA 1; Building 18006; and operation support buildings Sites 1, 2, and 3.

FY10 MMRP Progress

Regulatory issues delayed the start of the site inspection (SI) field work.

Plan of Action

Plan of action items for NSA Andersen Guam are grouped below according to program category.

IRP

- Begin removal actions Site 41, 42, 43; Sites 47, 51, and 53; Site 50 in FY11-FY12.
- Begin remedial design for LF 14 in FY11-FY12.
- Conduct long-term management at LF 2, 8, 10 and 17; WPs 1 and 7 in FY11-YF12.
- Continue groundwater monitoring at LF 8 and 20 in FY11-FY12.
- Finalize ROD for LFs 14 and 18; WP3; FTA 2; HWSA 1; Building 18006; and operations support buildings Site 1, 2, and 3 in FY11-FY12.

MMRP

- Finalize SI report in FY11-FY12.
- Begin RI for UXO site 00004A in FY11-FY12.

IRP Site Status



MMRP Site Status



FFID:	PR217004000300, PR217002758200	Contaminants:	Petroleum hydrocarbons, VOCs, SVOCs, PCBs, metals	Five-Year Review Status:	This installation is not required to complete a five-year review report.
Location (Size):	Ceiba, Puerto Rico (8,432 acres)	Media Affected:	Surface Water, Groundwater, Sediment, Soil	IRP/MMRP Status Table:	Refer to page E-6-140 and E-7-45
Mission:	Provided training and support to Atlantic Fleet operations in the Caribbean	Funding to Date:	\$ 65.2 million		
HRS Score:	N/A	Est. CTC (Comp Year):	\$ 58.1 million (FY2041)		
IAG Status:	N/A	IRP Sites (Final RIP/RC):	121 (FY2017)		
		MMRP Sites (Final RIP/RC):	3 (FY2017)		

Introduction

Naval Station (NS) Roosevelt Roads began operations in 1943 as a Naval Operations Base to provide training and support to Atlantic Fleet operations in the Caribbean. Since the early 1960s, NS Roosevelt Roads' major mission had been to support the Atlantic Fleet Weapons Training Facility's training missions on Vieques Island, located approximately 7.5 miles east of NS Roosevelt Roads. The Naval Training Range on Vieques transferred to the Department of the Interior in May 2003, and all of the training activities have since ceased. In response to this action, NS Roosevelt Roads closed in March 2004. The real estate disposal/transfer was carried out in accordance with procedures outlined in BRAC 1990. In FY04, the Navy established Naval Activity (NA) Puerto Rico to serve as the caretaker of the real property associated with the former NS Roosevelt Roads and to assist in the transfer of the property. The installation established a Restoration Advisory Board in FY07 to communicate cleanup progress with the community.

To date, NA Puerto Rico has transferred 4,856 acres: 4,634 acres transferred to the Commonwealth of Puerto Rico, 28 acres to the Episcopal Services Hospital, 141 acres to the Town of Ceiba, and 53 acres to the Army. The installation conducted an inventory of sites suspected to contain munitions contamination under the Military Munitions Response Program (MMRP); one MMRP site was identified.

FY10 IRP Progress

NA Puerto Rico began investigations at Solid Waste Management Units (SWMUs) 27 through 29, 61, 62, 70, 71, 73, 78 through 80, and Area of Concern (AOC) E. In addition, the installation completed Phase I investigative fieldwork for SWMU 57. The installation also completed an investigation for SWMUs 7 and 8, and a report requesting no further action at SWMUs 13, 46, 53, and AOC C.

Technical issues delayed completion of the interim corrective measures at SWMU 1 and 2, and the start of cleanup at SWMU 69. Regulatory issues delayed completion of corrective measures at SWMU 68, and the start of cleanup at SWMUs 14 and 56.

FY10 MMRP Progress

NA Puerto Rico completed Phase I investigative fieldwork at Piñeros Island and Unexploded Ordnance (UXO) 1.

Plan of Action

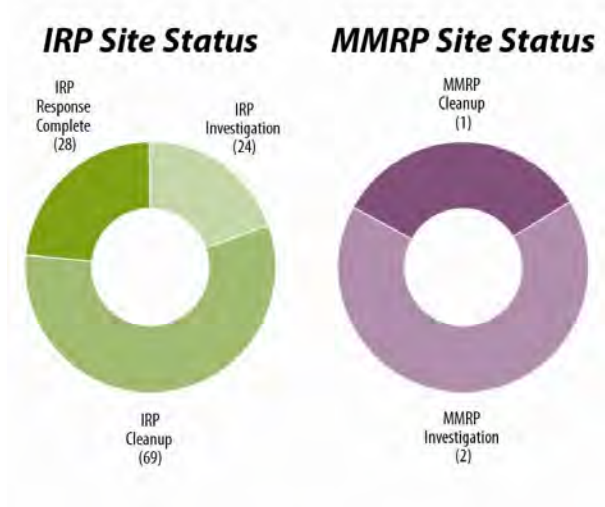
Plan of action items for Naval Activity Puerto Rico are grouped below according to program category.

IRP

- Complete interim corrective measures at SWMUs 1, 2, and 68 in FY11.
- Begin cleanup at SWMU 14, 56, 68, and 69 in FY11.
- Complete corrective measure at SWMUs 45 and 68 in FY11.
- Close SWMUs 27, 28, and 29 in FY12.

MMRP

- Conduct full investigation at UXO 1 in FY11.
- Conduct Phase I investigation at underwater areas of Piñeros Island and UXO 2 in FY11.



FFID:	ME117002201800	Media Affected:	Groundwater, Surface Water, Sediment, Soil	IRP/MMRP Status Table:	Refer to page E-6-88
Location (Size):	Brunswick, Maine (7,259 acres)	Funding to Date:	\$ 91.9 million		
Mission:	Provides facilities, services, materials, and aircraft for submarine warfare	Est. CTC (Comp Year):	\$ 45.4 million (FY2041)		
HRS Score:	43.38; placed on NPL in July 1987	IRP Sites (Final RIP/RC):	25 (FY2011)		
IAG Status:	FFA signed in 1989; revised in 1990	MMRP Sites (Final RIP/RC):	3 (FY2017)		
Contaminants:	DDT, PCBs, PAHs, VOCs, SVOCs, metals	Five-Year Review Status:	Completed and planned		

Introduction

Naval Air Station (NAS) Brunswick supports activities for submarine warfare. Activities that contributed to contamination include intermediate aircraft maintenance, material support for maintenance, aircraft fueling services, storage and disposal of ordnance, and all-weather air station operations. The potential risk to human health and the environment was significant enough for EPA to place the installation on the NPL in July 1987. DoD and EPA signed a federal facility agreement (FFA) in 1989, revised in 1990 to include the State of Maine, to outline how they were going to proceed with cleanup. The installation established an administrative record and information repository in FY87; the administrative record was updated in FY07 and FY09. The community relations plan was completed in FY88, and updated in FY08. A technical review committee was formed in FY88, responsible for communicating cleanup progress with the community, and converted to a Restoration Advisory Board in FY95. To ensure continuous monitoring and improvement, the installation completed five-year review reports in FY01, FY05, and FY10.

To date, the installation has completed a Record of Decision (ROD), which selected cleanup actions for the eastern groundwater contaminated area, three underground storage tanks, and a waste pit. The installation also has signed a ROD for Sites 2, 4, 7, 9, 11, 13, and the eastern groundwater contaminated area treatment plants. The installation also completed documentation that declared no further cleanup action was necessary for Sites 14 through 16, and 18. In FY02, the installation conducted an inventory of all sites suspected to contain munitions contamination for the Military Munitions Response Program (MMRP); MMRP sites were identified.

FY10 IRP Progress

NAS Brunswick completed a five-year review report, fieldwork on a background study work plan, and replaced two extraction wells. The installation completed a remedial investigation (RI) report and began operating the 1,4-dioxane treatment system at the eastern contaminated area. In addition, the installation began cleanup of petroleum and completed soil cleanup at the Naval Exchange. NAS Brunswick also completed background fieldwork sampling and removed and disposed of at least 100 tons of lead-contaminated soils. The cost of completing environmental restoration has changed significantly due to changes in estimating criteria.

FY10 MMRP Progress

NAS Brunswick completed the removal action memorandum, and munitions surface removal at Site 12B.

Plan of Action


Plan of action items for Naval Air Station Brunswick are grouped below according to program category.

IRP

- Complete removal action of pesticide-contaminated soils, RI and feasibility study, proposed cleanup plan, and ROD for Site 17 in FY11.
- Monitored natural attenuation of petroleum in groundwater at Naval Exchange in FY11-FY12.
- Complete historical radiological assessment in FY11-FY12.
- Complete the explanation of significant differences with the ROD for Sites 1/3, 2, 7, 9, and 11/Eastern Plume in FY11-FY12.

MMRP

- Complete cleanup at the Topsham Skeet Range in FY11-FY12.
- Complete RI at Site 12B in FY11-FY12.
- Accomplish groundwater assessment at Unexploded Ordnance site 1 in FY11-FY12.



FFID:	CA917002757500	IAG Status:	N/A	MMRP Sites (Final RIP/RC):	None
Location (Size):	Crows Landing, California (1,527 acres)	Contaminants:	Petroleum products, solvents, refuse, ordnance, incinerator wastes, VOCs, SVOCs, metals	Five-Year Review Status:	This installation is not required to complete a five-year review report.
Mission:	Served as auxiliary airfield for Moffett Field operations; used for practice operations by other Components during the 1970s and 1980s and as a research and development site by NASA	Media Affected:	Soil and Groundwater	IRP/MMRP Status Table:	Refer to page E-7-7
HRS Score:	N/A	Funding to Date:	\$ 30.3 million		
		Est. CTC (Comp Year):	\$ 7.0 million (FY2021)		
		IRP Sites (Final RIP/RC):	9 (FY2013)		

Introduction

The Naval Auxiliary Landing Field (NALF) Crows Landing was commissioned in May 1943, and served primarily as an auxiliary airfield for Moffett Field operations. In July 1991, the BRAC Commission recommended closure of NALF Crows Landing. In FY94, the installation closed and transferred to NASA. Congress authorized NASA to transfer the facility to Stanislaus County in FY99. In FY94, the installation formed a BRAC cleanup team to develop a process for the cleanup of sites. The team completed a BRAC cleanup plan with community input, which was updated in FY97, to prioritize sites requiring environmental cleanup. The installation established an information repository in FY89. In addition, the installation developed an environmental business plan and a community relations plan, both of which were updated in FY01. The installation updated the community relations plan again in FY02.

To date, NALF Crows Landing has transferred approximately 85 percent of the original acreage to the county. Regulatory oversight agencies have concurred on no further cleanup action for eight Installation Restoration Program (IRP) sites. In FY02, the installation conducted an inventory of all sites suspected to contain munitions contamination for the Military Munitions Response Program (MMRP); no MMRP sites were identified.

FY10 IRP Progress

NALF Crows Landing completed a bioremediation pilot study and drafted a feasibility study (FS) to evaluate cleanup alternatives for Site 17. In addition, the installation continued groundwater monitoring at Site 17 and the adjacent off-site area.

FY10 MMRP Progress

NALF Crows Landing has identified no MMRP sites.

Plan of Action

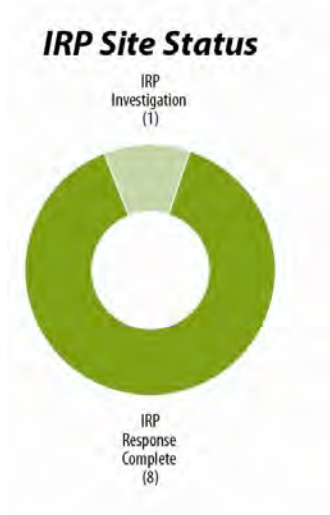
Plan of action items for Naval Auxiliary Landing Field Crows Landing are grouped below according to program category.

IRP

- Complete FS, proposed plan, and draft Record of Decision, which will select cleanup actions for Site 17 in FY11-FY12.

MMRP

There are no MMRP actions scheduled for FY11 or FY12.



FFID:	HI917002438800	Contaminants:	PCBs, metals, petroleum hydrocarbons, VOCs, SVOCs	Five-Year Review Status:	Planned
Location (Size):	Wahiawa and Lualualei, Hawaii (2,400 acres)	Media Affected:	Groundwater, Surface Water, Sediment, Soil	IRP/MMRP Status Table:	Refer to page E-6-69
Mission:	Operate and maintain communications facilities and equipment for naval shore installations and fleet units in the eastern Pacific	Funding to Date:	\$ 31.0 million		
HRS Score:	50.00; placed on NPL in May 1994	Est. CTC (Comp Year):	\$ 22.2 million (FY2017)		
IAG Status:	FFA signed March 2009	IRP Sites (Final RIP/RC):	30 (FY2016)		
		MMRP Sites (Final RIP/RC):	None		

Introduction

The Naval Computer and Telecommunications Area Master Station (NCTAMS), Pacific operates and maintains two communications facilities on the island of Oahu, but conducts industrial operations primarily at the main station and receiver site in Wahiawa and the Naval Radio Transmitting Facility in Lualualei. The restoration program has focused on the Wahiawa and Lualualei facilities, where operation and maintenance of electrical transformers and switches have been the primary sources of contamination. Primary contaminants include metals and petroleum hydrocarbons. The potential risk to human health and the environment from detected polychlorinated biphenyl (PCB)-contaminated soil in work and residential areas was significant enough for EPA to place the installation on the NPL in May 1994. DoD and EPA signed a federal facility agreement (FFA) in FY09 to outline how they were going to proceed with cleanup. Since the installation consisted of two primary facilities, it established two Restoration Advisory Boards to discuss cleanup progress with the community. The installation completed the final community relations plan in FY95.

To date, the installation has signed 4 Records of Decision (RODs) which selected cleanup actions for Sites 1, 2, 15, 19, and 22. The installation determined that no further cleanup action was necessary for Site 14 and underground storage tank Sites 6 and 22. In FY02, the installation conducted an inventory of all sites suspected to contain munitions contamination for the Military Munitions Response Program (MMRP); no MMRP sites were identified.

FY10 IRP Progress

NCTAMS, Pacific completed the remedial investigation (RI) work plans for Sites 4, 10, and 18, and completed the site inspection work plan for Site 3. The installation completed RODs for Sites 1 and 2.

Administrative issues delayed completion of the RI and feasibility study (FS) to evaluate cleanup alternatives for Sites 6 and 24; an FS is no longer expected for these sites. Administrative issues also delayed RODs for Sites 5, 6, and 24.

FY10 MMRP Progress

NCTAMS, Pacific has identified no MMRP sites

Plan of Action

Plan of action items for Naval Computer and Telecommunications Area Master Station, Pacific are grouped below according to program category.

IRP

- Complete ROD for Sites 5, 6, and 24 in FY11.
- Complete RI report for Sites 6, 10, 11, and 24 in FY11-FY12.
- Complete RI work plan for Sites 3, 7, 11, 13, 21, and 23 in FY11-FY12.

MMRP

There are no MMRP actions scheduled for FY11 or FY12.

IRP Site Status



Naval Facilities on Vieques

Formerly Vieques Naval Training Range and Naval Ammunition Support

FFID:	PR217300007400, PR217003172000, PR217006932100	HRS Score:	NA; placed on NPL in February 2005	IRP Sites (Final RIP/RC):	28 (FY2016)
Location (Size):	Vieques, PR (22,687 acres)	IAG Status:	FAA signed in September 2007	MMRP Sites (Final RIP/RC):	18 (FY2022)
Mission:	Provided ground warfare and amphibious training for marines, naval gunfire support training, and air to ground training. Provided munitions storage for Atlantic Fleet training	Contaminants:	Pesticides, PCBs, gasoline, explosives, land waste oil, metals, VOCs, SVOCs, propellants	Five-Year Review Status:	This installation is not required to complete a five-year review report.
		Media Affected:	Groundwater, Surface Water, Sediment, Soil	IRP/MMRP Status Table:	Refer to page E-6-140 and E-6-141
		Funding to Date:	\$ 142.4 million		
		Est. CTC (Comp Year):	\$ 380.6 million (FY2022)		

Introduction

Naval Facilities on Vieques consists of the former Naval Ammunition Support Detachment (NASD) on the western half of the island and the former Vieques Naval Training Range (VNTR) on the eastern half. The installation provides training, and munitions storage for the Atlantic Fleet. Contaminated site types include underground storage tanks, open burning/open detonation areas, and munitions areas. The potential risk to human health and the environment was significant enough for EPA to place the installation on the NPL in February 2005. In FY07, DoD and EPA signed a federal facility agreement (FFA) to outline how they are going to proceed with cleanup. In FY04, the installation converted its technical review committee responsible for communicating cleanup progress with the community into a Restoration Advisory Board (RAB).

To date, the Navy has transferred 8,114 acres of the former NASD to the Department of the Interior (DOI), the Municipality of Vieques, and the Conservation Trust of Puerto Rico. The U.S. Fish and Wildlife Service manages 4,000 of these acres as a National Wildlife Refuge, and DOI manages 14,573 acres transferred from the former VNTR as a National Wildlife Refuge and Wilderness Area. In FY08, the installation completed a Record of Decision (ROD) determining that no further cleanup actions were necessary at the former NASD Area of Concern (AOC) H. The installation conducted an inventory of all sites suspected to contain munitions contamination for the Military Munitions Response Program (MMRP); MMRP sites were identified.

FY10 IRP Progress

Naval Facilities on Vieques completed a draft remedial investigation (RI) report for AOC R and continued the pilot study at former NASD AOCs E and I. The installation also completed site inspection (SI) reports for 26 former RCRA and potential AOC sites, and Decision Documents (DDs) requiring no further cleanup action for 11 former RCRA and AOC sites. The installation began environmental assessments at AOC J and Solid Waste Management Units (SWMUs) 6 and 7. Naval Facilities on Vieques also began an RI and feasibility study (FS) to evaluate cleanup alternatives at SWMU 1; completed additional SI fieldwork at potential AOCs Q and R; and began an ecological risk assessment for SWMU 6. The cost of

completing environmental restoration has changed significantly due to technical issues.

Technical issues delayed DDs for no further action at potential AOCs Q and R.

The installation also held four RAB meetings.

FY10 MMRP Progress

Naval Facilities on Vieques completed the Phase II SI Report and pilot study for the Live Impact Area. The installation also continued the subsurface removal of munitions and explosives of concern in the Surface Impact Area by clearing 523 acres. In addition, Naval Facilities on Vieques completed an interim removal action at SWMU 4; prepared the RI work plan for Unexploded Ordnance (UXO) 1 and 15; completed archaeological and biological assessments; and began a DD for no further cleanup action at UXO 17.

Technical issues delayed completion of the RI/FS report for SWMU 4.

Plan of Action

Plan of action items for Naval Facilities on Vieques are grouped below according to program category.

IRP

- Complete assessments of potential risks to human health and the environment at former NASD AOC J and SWMU 7 in FY11.
- Complete RI/FS and begin a proposed plan and ROD at SWMU 1 in FY11.
- Complete expanded SI and begin DD for no further cleanup action at potential AOCs Q and R in FY11.
- Continue pilot study at former NASD AOCs E and I in FY12.

MMRP

- Complete expanded SI at UXO 17 in FY11.
- Complete RI fieldwork at UXO 1 and 15 in FY11.
- Complete surface clearance work at UXO 13 in FY11.
- Complete archaeological and biological assessment at UXO 13 and 15 in FY11.
- Complete DD for no further cleanup action at potential AOC EE and UXO 17 in FY11.
- Complete RI/FS report for SWMU 4 in FY11.

IRP Site Status



MMRP Site Status



FFID:	CA917002756300	Contaminants:	Petroleum products, VOCs, SVOCs, heavy metals, miscellaneous inorganic elements and compounds	MMRP Sites (Final RIP/RC):	None
Location (Size):	Richmond, California (416 acres)	Media Affected:	Groundwater, Sediment, Soil	Five-Year Review Status:	Underway
Mission:	Supply and provide bulk storage of various grades of petroleum fuel product for fleet	Funding to Date:	\$ 60.9 million	IRP/MMRP Status Table:	Refer to page E-7-8
HRS Score:	N/A	Est. CTC (Comp Year):	\$ 0.0 million (FY2043)		
IAG Status:	N/A	IRP Sites (Final RIP/RC):	4 (FY2009)		

Introduction

The Naval Fuel Depot (NFD), Point Molate supplies and provides bulk storage of fuel for fleets. Operations at the installation included bulk storage and supply of fuel products, including JP5, JP7, diesel, and Bunker C. Contaminants of concern include petroleum hydrocarbons, polycyclic aromatic hydrocarbons, volatile organic compounds (VOCs), and semi-volatile organic compounds (SVOCs) in the soil and groundwater. In July 1995, the BRAC Commission recommended closure of NFD, Point Molate. The installation formed a BRAC cleanup team in 1996 to develop a process for cleaning up sites at NFD, Point Molate. The installation also formed a Restoration Advisory Board in 1996 to discuss the installation's cleanup progress with the community.

There are 13 disposal areas at NFD, Point Molate. The installation has transferred all property. In FY02, the installation conducted an inventory of sites suspected to contain munitions contamination for the Military Munitions Response Program (MMRP); no MMRP sites were identified.

FY10 IRP Progress

NFD, Point Molate transferred its remaining property, continued underground storage tank (UST) inspections and minor repairs, and monitoring at the Site 1 Landfill. The installation also transferred the remaining environmental cleanup responsibility, including completion of feasibility studies to evaluate cleanup alternatives, proposed plans, Records of Decision, and cleanup for IR Sites 3 and 4, to the City of Richmond per the 2008 Early Transfer Cooperative Agreement. The installation also transferred responsibility for long-term monitoring of the IR Site 1 Landfill, basewide groundwater, and closed USTs.

FY10 MMRP Progress

NFD, Point Molate has identified no MMRP sites.

Plan of Action

Plan of action items for Naval Fuel Depot, Point Molate are grouped below according to program category.

IRP

- Review reports by the City of Richmond and developers per the Early Transfer Cooperative Agreement in FY11-FY12.

MMRP

There are no MMRP actions scheduled for FY11 or FY12.



FFID:	RI117002424300	Media Affected:	Surface Water, Sediment, Soil, Groundwater	IRP/MMRP Status Table:	Refer to page E-6-143
Location (Size):	Newport, Rhode Island (1,400 acres)	Funding to Date:	\$ 108.5 million		
Mission:	Provide logistical support and serve as a training center	Est. CTC (Comp Year):	\$ 39.2 million (FY2041)		
HRS Score:	32.25; placed on NPL in November 1989	IRP Sites (Final RIP/RC):	31 (FY2017)		
IAG Status:	FFA signed in March 1992	MMRP Sites (Final RIP/RC):	2 (FY2015)		
Contaminants:	PCBs, POLs, VOCs, SVOCs, metals	Five-Year Review Status:	Completed		

Introduction

Naval Station Newport (formerly known as the Newport Naval Education and Training Center) served as a refueling depot from the early 1900s until after World War II, when it restructured to support research and development, and to provide specialized training. Currently, the installation provides logistical support and serves as a training center. Contaminants at the installation include petroleum/oil/lubricant (POL) sludge associated with tank farm sites, waste acids, solvents, and polychlorinated biphenyls (PCBs) in landfills used to dispose of general refuse and shop wastes. The potential risk to human health and the environment was significant enough for EPA to place the installation on the NPL in November 1989. DoD and EPA signed a federal facility agreement (FFA) in March 1992 to outline how they were going to proceed with cleanup. Formed in FY88, the installation converted its technical review committee responsible for communicating cleanup progress with the community into a Restoration Advisory Board in FY95. In FY90, the installation completed a community relations plan, and established an ecological advisory board. To ensure continuous monitoring and improvement, the installation completed five-year review reports in FY99 and FY04.

Naval Station Newport completed a Record of Decision (ROD), which selected cleanup action at Site 9. In FY02, the installation conducted an inventory of all sites suspected to contain munitions contamination for the Military Munitions Response Program (MMRP); MMRP sites were identified.

FY10 IRP Progress

Naval Station Newport continued annual long-term operation activities at Site 1. The installation completed Phase II remedial investigation (RI) fieldwork at Site 17 and RI fieldwork at Site 8. The installation also completed an interim removal action and a ROD, which selected cleanup actions at Site 9.

FY10 MMRP Progress

Naval Station Newport completed the site inspection report for MMRP Site 1.

Plan of Action


Plan of action items for Naval Station Newport are grouped below according to program category.

IRP

- Continue annual long-term operation activities at Site 1 in FY11.
- Complete investigative fieldwork at Site 4 in FY11.
- Complete feasibility study to evaluate cleanup alternatives at Site 8 in FY11.
- Begin RIs at Sites 7 and 10 through 13 in FY11.

MMRP

- Begin RI or interim removal action at MMRP Site 1 in FY11.



FFID:	WA09799F345500	Contaminants:	Mercury, VOCs, PNAs, PCBs, heavy metals, arsenic, lead	Five-Year Review Status:	This installation is not required to complete a five-year review report.
Location (Size):	Tacoma, Washington (191 acres)	Media Affected:	Groundwater, Sediment, Soil	IRP/MMRP Status Table:	Refer to page E-7-55
Mission:	Served as shipbuilding facility and reserve shipyard	Funding to Date:	\$ 0.3 million		
HRS Score:	Unknown	Est. CTC (Comp Year):	\$ 0.1 million (FY2012)		
IAG Status:	None	IRP Sites (Final RIP/RC):	1 (FY2012)		
		MMRP Sites (Final RIP/RC):	None		

Introduction

The Naval Station Todd-Tacoma shipyard is located on Commencement Bay between Hylebos and Blair Waterways in Tacoma, Washington. The Navy acquired the 191-acre facility between 1942 and 1948. Beginning in 1940, Seattle-Tacoma Shipbuilding Corporation (later renamed Todd Pacific Shipyards, Inc., Tacoma Division) rapidly developed 74.2 acres to support the war efforts; this land later became the western portion of the Naval Station Todd-Tacoma. The Navy and the Maritime Commission acquired land adjacent to the private property to expand the plant. By October 1942, the Maritime Commission had transferred all of its contractual and facility interests to the Navy. The Navy continued land acquisitions until the end of the war when the installation had grown to 191 acres. After the war, DoD designated the property a Naval Industrial Reserve Shipyard, and shipbuilding ceased. In September 1948, the Navy acquired the Todd-owned property. In October 1958, DoD declared the property excess. The Navy and Marine Reserve Training Center retained eight acres, and transferred the remaining property to the Port of Tacoma in January 1960.

FY10 IRP Progress

The United States Army Corps of Engineers (USACE) continued to monitor cleanup actions by potentially responsible parties (PRPs).

FY10 MMRP Progress

USACE has identified no sites suspected to contain munitions contamination for the Military Munitions Response Program (MMRP).

Plan of Action

Plan of action items for Naval Station Todd-Tacoma are grouped below according to program category.

IRP

- Continue to monitor cleanup actions by PRPs in FY11-FY12.

MMRP

There are no MMRP actions scheduled for FY11 or FY12.

IRP Site Status



FFID:	VA317002468500	PCBs, pesticides, VOCs, SVOCs, explosives, propellants	Five-Year Review Status:	Underway and planned
Location (Size):	Dahlgren, Virginia (2,677 acres)	Groundwater, Surface Water, Sediment, Soil	IRP/MMRP Status Table:	Refer to page E-6-169
Mission:	Proof and test ordnance			
HRS Score:	50.26; placed on NPL in October 1992			
IAG Status:	FFA signed in September 1994			
Contaminants:	Heavy metals, explosives residues, low-level radioactive materials, mercury, cleaning solvents,			
		Media Affected:		
		Funding to Date:		
		Est. CTC (Comp Year):		
		IRP Sites (Final RIP/RC):		
		MMRP Sites (Final RIP/RC):		

Introduction

The Dahlgren Naval Surface Warfare Center changed its name in FY05 to the Naval Support Facility, Dahlgren (Dahlgren) to reflect integration into the Naval District Washington Region. Dahlgren conducts ordnance testing for the Navy. Ordnance testing operations contributed to the contamination. Contaminated site types include former landfills, former ordnance burning and disposal areas, underground storage tanks, former ordnance ranges, and former ordnance research and development areas. Migration of these releases could affect the Potomac River, Gambo Creek, associated wetlands, and local groundwater aquifers used for drinking water. The potential risk to human health and the environment was significant enough for EPA to place the installation on the NPL in October 1992. DoD and EPA signed a federal facility agreement (FFA) in September 1994 to outline how they were going to proceed with cleanup. In 2005, the BRAC Commission recommended Dahlgren for realignment. The installation established an information repository and an administrative record in FY91. In FY92, the installation completed a community relations plan, and formed a technical review committee. In FY95, the installation converted its technical review committee responsible for communicating cleanup progress with the community, into a Restoration Advisory Board. To ensure continuous monitoring and improvement, the installation completed five-year review reports in FY03, FY04, FY05, and FY10.

To date, Dahlgren has completed Records of Decision which selected cleanup actions for 20 sites. In FY02, the installation conducted an inventory of all sites suspected to contain munitions contamination for the Military Munitions Response Program (MMRP); no MMRP sites were identified.

FY10 IRP Progress

Dahlgren completed an interim cleanup action at Site 4 and continued an interim cleanup action at Site 15. The installation also prepared a draft explosive safety submission for Site 61a. In addition, Dahlgren completed five-year review reports for various sites and prepared a draft chemical waste work plan for Site 12. The installation continued groundwater monitoring at Sites 20 and 23, and completed wetland monitoring reports for Sites 6, 9, 17, 25, 46, and 58.

Regulatory issues delayed the pilot-scale work plan for Site 61a. Technical issues delayed the interim cleanup action at Site 63.

FY10 MMRP Progress

Dahlgren has identified no MMRP sites.

Plan of Action

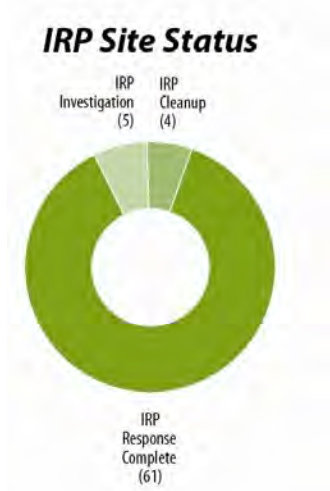
Plan of action items for Naval Support Facility, Dahlgren are grouped below according to program category.

IRP

- Complete work plan for pilot study at Site 61a in FY11.
- Complete interim cleanup action at Site 15 and 63 in FY11.
- Prepare and finalize chemical safety submission for Site 12 in FY11.
- Complete wetland technical memorandums for Sites 6, 9, 17, 25, 46, and 58 in FY11-FY12.
- Begin pilot study for Site 61a in FY12.

MMRP

There are no MMRP actions scheduled for FY11 or FY12.



FFID:	CA917002452800	IAG Status:	FFA signed in June 2001	MMRP Sites (Final RIP/RC):	8 (FY2015)
Location (Size):	Concord, California (13,023 acres)	Contaminants:	Heavy metals, petroleum hydrocarbons, VOCs, SVOCs, explosives, propellants	Five-Year Review Status:	Underway and planned
Mission:	Shipped, received, inspected, and classified munitions (tidal area); served as munitions storage and weapons maintenance, inspection, and testing facility (inland area)	Media Affected:	Groundwater, Surface Water, Sediment, Soil	IRP/MMRP Status Table:	Refer to page E-6-24
HRS Score:	50.00; placed on NPL in December 1994	Funding to Date:	\$ 94.8 million		
		Est. CTC (Comp Year):	\$ 23.8 million (FY2020)		
		IRP Sites (Final RIP/RC):	19 (FY2018)		

Introduction

Naval Weapons Station (NWS) Seal Beach, Detachment Concord (Concord) ships, receives, inspects, and classifies munitions. It also serves as a munitions storage and weapons maintenance, inspection, and testing facility. These activities have resulted in the contamination of surface water and sediment at tidal and litigation-area sites. The potential risk to human health and the environment was significant enough for EPA to place the installation on the NPL in December 1994. DoD and EPA signed a federal facility agreement (FFA) in June 2001 to outline how they were going to proceed with cleanup. In 2005, the BRAC Commission recommended closure of the inland area, and realignment of the tidal area. Formed in FY90, the installation converted its technical review committee responsible for communicating cleanup progress with the community into a Restoration Advisory Board in FY95. Concord also received funding for technical assistance for public participation, updated the community relations plan, and completed the five-year review report in FY03.

Concord has completed Records of Decision (RODs), which selected cleanup actions for 15 environmental restoration sites, including no further cleanup activities for 20 sites. In FY02, the installation conducted an inventory of sites suspected to contain munitions contamination for the Military Munitions Response Program (MMRP); MMRP sites were identified.

FY10 IRP Progress

Concord completed a ROD and began a design for cleanup for Solid Waste Management Units (SWMUs) 2, 5, 7, and 18. Concord also completed a removal action for Site 27. The installation began radiological scoping surveys to determine the presence of radioactivity throughout the base. In addition, the installation began a feasibility study (FS) to evaluate cleanup alternatives and prepared a proposed plan (PP) for Site 22A. The installation also drafted a PP and ROD for Site 22.

FY10 MMRP Progress

Concord completed the site inspection fieldwork for Site 24A and a remedial investigation work plan and fieldwork for the former Inland Burn Area and Eagles Nest Explosive Ordnance Disposal.

Plan of Action

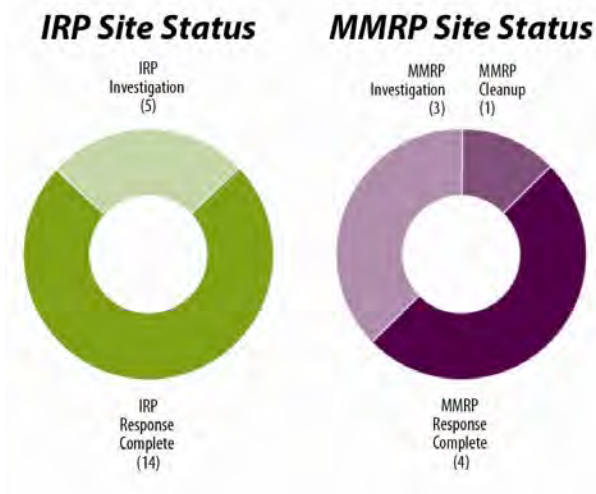
Plan of action items for Naval Weapons Station Seal Beach, Detachment Concord are grouped below according to program category.

IRP

- Complete radiological scoping surveys to determine the presence of radioactivity throughout the base in FY11.
- Complete removal actions and finalize the PP and ROD determining no further cleanup actions are required at Site 27 in FY11.
- Finalize FS at Site 29 in FY11.
- Complete cleanup actions and finalize cleanup completion report for SWMU 5 in FY11-FY12.
- Complete FS and PP for Site 22A in FY11-FY12.

MMRP

- Complete removal action at Site 24A (Pistol Range) in F11-FY12.
- Conduct fieldwork at the Area of Potential Interest sites in FY11-FY12.



FFID:	NE79799F041800	Contaminants:	Explosives, VOCs, TCE, PCBs, SVOCs, metals, propellants	Five-Year Review Status:	Completed
Location (Size):	Mead, Nebraska (17,214 acres)	Media Affected:	Groundwater, Surface Water, Sediment, Soil	IRP/MMRP Status Table:	Refer to page E-6-106
Mission:	Performed ordnance storage and manufacturing activities	Funding to Date:	\$ 121.2 million		
HRS Score:	31.94; placed on NPL in August 1990	Est. CTC (Comp Year):	\$ 272.2 million (FY2075)		
IAG Status:	IAG signed in September 1991	IRP Sites (Final RIP/RC):	9 (FY2012)		
		MMRP Sites (Final RIP/RC):	1 (FY2001)		

Introduction

From 1942 to 1956, Nebraska Ordnance Plant produced munitions at four bomb-loading lines, stored munitions, and produced ammonium nitrates. The property also contained burn areas, an Atlas missile facility, and a sewage treatment plant. The University of Nebraska now owns the majority of the property. The Nebraska National Guard, U.S. Army Reserves, and private entities own the remainder of the property. The U.S. Army Corps of Engineers (USACE) identified soil contaminated with polychlorinated biphenyls (PCBs) and munitions, and groundwater contaminated with explosives and volatile organic compounds (VOCs) on and off the site. The potential risk to human health and the environment was significant enough for EPA to place the property on the NPL in August 1990. DoD and EPA signed an interagency agreement (IAG) in September 1991 to outline how they were going to proceed with cleanup. USACE converted the technical review committee responsible for communicating cleanup progress with the community into a Restoration Advisory Board in FY97. In FY99, USACE completed a memorandum of understanding with the Lower Platte National Resource District in which they agreed on treating groundwater for reuse. USACE completed a community relations plan in FY08. To ensure continuous monitoring and improvement, USACE completed a five-year report in FY04 and FY09.

To date, USACE has signed Records of Decision for Operable Units (OUs) 1 and 2, which selected cleanup actions for these sites. USACE has incinerated over 16,000 tons of contaminated soil at Nebraska Ordnance Plant.

FY10 IRP Progress

USACE began a pilot study for explosives contamination in Load Line 2, and began the remedial investigation (RI) addendum for OU 3. In addition, USACE completed the cleanup for underground storage tanks and construction of the Load Line 4 Treatment Plant. USACE investigated possible alternative energy options. The cost of completing environmental restoration has changed significantly due to changes in estimating criteria.

FY10 MMRP Progress

USACE completed an Ordnance and Explosive Recurring Review.

Plan of Action

Plan of action items for Nebraska Ordnance Plant are grouped below according to program category.

IRP

- Complete RI addendum and feasibility study to evaluate cleanup alternatives for OU 3 in FY11.
- Complete the work plan for the Load Line 2 pilot study in FY11.

MMRP

- Complete Technical Project Planning Memo in FY11.
- Complete site specific work plan and begin field work in FY11.

IRP Site Status



MMRP Site Status



FFID:	CT117002202000	Contaminants:	Dredge spoils, incinerator ash, POLs, PCBs, spent acids, pesticides, solvents, construction debris, metals, VOCs, SVOCs	MMRP Sites (Final RIP/RC):	None
Location (Size):	Groton, Connecticut (547 acres)	Media Affected:	Groundwater, Surface Water, Sediment, Soil	Five-Year Review Status:	Completed and planned
Mission:	Maintain and repair submarines; conduct submarine training and submarine research; provide a home port for submarines	Funding to Date:	\$ 69.4 million	IRP/MMRP Status Table:	Refer to page E-6-51
HRS Score:	36.53; placed on NPL in August 1990	Est. CTC (Comp Year):	\$ 41.6 million (FY2041)		
IAG Status:	FFA signed in January 1995	IRP Sites (Final RIP/RC):	30 (FY2013)		

Introduction

New London Naval Submarine Base maintains and repairs submarines. Contaminated sites at the installation include the Area A Landfill (Site 2), smaller disposal areas, underground storage tanks, and fuel and chemical storage areas. The potential risk to human health and the environment from polychlorinated biphenyl (PCB) contamination at Site 2 was significant enough for EPA to place the installation on the NPL in August 1990. DoD and EPA signed a federal facility agreement (FFA) in January 1995 to outline how they were going to proceed with cleanup. In 2005, the BRAC Commission recommended New London Submarine Base for realignment. Formed in FY89, the installation converted its technical review committee responsible for communicating cleanup progress with the community into a Restoration Advisory Board in FY94. To ensure continuous monitoring and improvement, the installation completed five-year review reports in FY01 and FY07.

To date, the installation has completed Records of Decision (RODs) that selected cleanup actions for Sites 2, 3, 6 through 8, 20, and Area A Wetlands, and an interim ROD for the base groundwater operable unit (OU). In addition, New London Naval Submarine Base signed no further action RODs, which determined that no further cleanup actions were necessary at Sites 4, 14 through 16, and 18. In FY02, the installation conducted an inventory of all sites suspected to contain munitions contamination for the Military Munitions Response Program (MMRP) sites; no MMRP sites were identified.

FY10 IRP Progress

New London Naval Submarine Base completed sediment removal at the Outer Pier 1; a remedial investigation, feasibility study (FS) to evaluate cleanup alternatives, proposed plan (PP), and ROD for Area A Wetlands (Site 2B); and a cleanup completion report for OU 9 groundwater. In addition, New London Naval Submarine Base completed a design for land use controls at OU 9 groundwater, which restricts use of or access to the site. The installation also continued long-term monitoring at multiple sites. The cost of completing environmental restoration has changed significantly due to technical issues.

Technical issues delayed completion of sediment removal at the Inner Pier 1.

FY10 MMRP Progress

New London Naval Submarine Base has identified no MMRP sites.

Plan of Action

Plan of action items for New London Naval Submarine Base are grouped below according to program category.

IRP

- Complete sediment removal at the Inner Pier 1 in FY11.
- Design cleanup plan and complete work plan for Area A Wetlands in FY11.
- Complete lower base FS and PP in FY11.
- Continue long-term monitoring at multiple sites in FY11-FY12.

MMRP

There are no MMRP actions scheduled for FY11 or FY12.



FFID:	OH557002465000	Contaminants:	VOCs, SVOCs, BCEE, TCE	Five-Year Review Status:	Completed and planned
Location (Size):	Heath, Ohio (70 acres)	Media Affected:	Groundwater and Soil	IRP/MMRP Status Table:	Refer to page E-7-43
Mission:	Provided depot-level maintenance for Air Force and DoD missile, navigation, and guidance systems.	Funding to Date:	\$ 6.5 million		
HRS Score:	N/A	Est. CTC (Comp Year):	\$ 1.8 million (FY2012)		
IAG Status:	N/A	IRP Sites (Final RIP/RC):	14 (FY2002)		
		MMRP Sites (Final RIP/RC):	None		

Introduction

Newark Air Force Base (AFB) has provided depot-level maintenance for missile guidance and the navigational systems used by most aircraft and missiles since 1992. Past waste management activities related to solvents, such as freon 113 and trichloroethylene (TCE), have affected groundwater at the installation. In 1993, the BRAC Commission recommended Newark AFB for closure. In FY94, the installation formed a BRAC cleanup team to determine a process for cleanup of sites at Newark AFB, and a Restoration Advisory Board (RAB) to discuss cleanup progress with the community. The RAB adjourned in FY05. To ensure continuous monitoring and improvement, Newark AFB completed a five-year review report in FY05.

Newark AFB has prepared Decision Documents, which determined that no further cleanup activities were necessary for five sites. The installation transferred 56 of the 70 acres comprising Newark AFB to the Heath-Newark-Licking County Port Authority, and 13 acres to the Licking County Regional Airport. In FY04, Newark AFB conducted an inventory of sites suspected to contain munitions contamination for the Military Munitions Response Program (MMRP); no MMRP sites were identified.

FY10 IRP Progress

Newark AFB continued cleanup operations at Former Facility 87. The installation also began the second five-year review report and began to update the land use control (LUC) management plan, which lays out the procedure to manage restricted access to sites. Newark AFB also updated the administrative record.

The BRAC cleanup team met twice.

FY10 MMRP Progress

Newark AFB has identified no MMRP sites.

Plan of Action

Plan of action items for Newark Air Force Base are grouped below according to program category.

IRP

- Continue cleanup operations at Former Facility 87 in FY11.
- Transfer the final parcel in FY11.
- Update the LUC management plan in FY11.
- Complete the second five-year review report in FY11.

MMRP

There are no MMRP actions scheduled for FY11 or FY12.



FFID:	IN521382227200	Contaminants:	Explosives, heavy metals, VOCs, SVOCs, breakdown products	Five-Year Review Status:	Planned
Location (Size):	Newport, Indiana (6,996 acres)	Media Affected:	Groundwater and Soil	IRP/MMRP Status Table:	Refer to page E-7-24
Mission:	Store and eliminate VX stockpile and related materials, while protecting the workforce, public, and environment	Funding to Date:	\$ 21.7 million		
HRS Score:	N/A	Est. CTC (Comp Year):	\$ 1.8 million (FY2011)		
IAG Status:	N/A	IRP Sites (Final RIP/RC):	17 (FY2011)		
		MMRP Sites (Final RIP/RC):	2 (FY2011)		

Introduction

Newport Chemical Depot (CD) stores and eliminates the VX nerve agent and other related materials. The Wabash River Ordnance Works originally manufactured the explosive RDX during World War II and the Korean conflict. In addition, Newport CD produced heavy water, which is used in nuclear reactors, in support of the Manhattan Project and Atomic Energy Commission. The installation also buried building debris, including asbestos-contaminated and decontaminated debris, constructed a TNT production plant, and composted and backfilled RDX-contaminated soils. In May 2005, the BRAC Commission recommended closure of the Newport CD after completion of the chemical demilitarization mission, including neutralizing the VX agent. Newport CD formed a Restoration Advisory Board in 2000 to discuss the installation's cleanup progress with the community.

In FY02 the installation conducted an inventory of sites suspected to contain munitions contamination under the Military Munitions Response Program (MMRP); MMRP sites were identified.

FY10 IRP Progress

Newport CD continued fieldwork at Site 016 and conducted a treatability study for a well injection project to cleanup the trichloroethylene (TCE) plume. The installation continued to cleanup additional areas identified in the site inspection. In addition, the installation identified approximately 6,500 uncontaminated acres suitable to transfer and investigated an installation firing range.

FY10 MMRP Progress

Newport CD conducted no MMRP actions.

Plan of Action

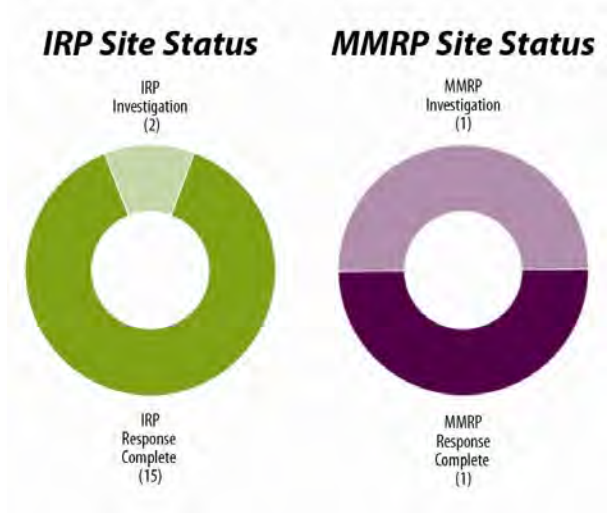
Plan of action items for Newport Chemical Depot are grouped below according to program category.

IRP

- Complete all restoration activities in FY11.
- Complete transfer of installation in FY12.

MMRP

There are no MMRP actions scheduled for FY11 or FY12.



FFID:	VA317002741400	Contaminants:	Petroleum products, PCBs, solvents, heavy metals, acids, paints, asbestos, pesticides, VOCs, SVOCs	MMRP Sites (Final RIP/RC):	None
Location (Size):	Norfolk, Virginia (4,631 acres)	Media Affected:	Groundwater, Surface Water, Sediment, Soil	Five-Year Review Status:	Completed and planned
Mission:	Provide services and materials to support the aviation activities and operating forces of the Navy	Funding to Date:	\$ 107.5 million	IRP/MMRP Status Table:	Refer to page E-6-170
HRS Score:	50.00; placed on NPL in April 1997	Est. CTC (Comp Year):	\$ 25.6 million (FY2040)		
IAG Status:	FFA signed in February 1999	IRP Sites (Final RIP/RC):	63 (FY2009)		

Introduction

Norfolk Naval Base provides services and materials to support the aviation activities and operating forces of the Navy. Contamination originates from maintenance of aircraft, equipment, and vehicles, and from operation of support facilities. Contaminated site types at the installation include landfills, ordnance storage areas, waste disposal areas, fire training areas, fuel spill areas, and underground storage tanks. The potential risk to human health and the environment from the migration of contaminated surface water was significant enough for EPA to place the installation on the NPL in April 1997. DoD and EPA signed a federal facility agreement (FFA) in February 1999 to outline how they were going to proceed with cleanup. Formed in FY89, the installation converted its technical review committee responsible for communicating cleanup progress with the community into a Restoration Advisory Board in FY94. Norfolk Naval Base completed a community relations plan in FY93 which was updated in FY03. To ensure continuous monitoring and improvement, the installation completed five-year review reports for Sites 1, 2, 3, 6, and 20 in FY03 and FY09.

To date, the installation has completed Records of Decision (RODs) which selected cleanup actions for all sites. In FY02, the installation conducted an inventory of all sites suspected to contain munitions contamination for the Military Munitions Response Program (MMRP); no MMRP sites were identified.

FY10 IRP Progress

Norfolk Naval Base completed RODs for land use controls at Solid Waste Management Unit 14 and Site 18, which restrict use of or access to those sites. The installation also completed RODs for all remaining sites.

FY10 MMRP Progress

Norfolk Naval Base has identified no MMRP sites.

Plan of Action

Plan of action items for Norfolk Naval Base are grouped below according to program category.

IRP

- Conduct optimization study to identify options for streamlining cleanup at Sites 1 and 3 in FY11-FY12.
- Continued monitoring of optimized cleanup at Site 20 in FY11-FY12.

MMRP

There are no MMRP actions scheduled for FY11 or FY12.

IRP Site Status



FFID:	VA317002481300		and test work; provide services to other activities and units	Funding to Date:	\$ 39.8 million
Location (Size):	Portsmouth, Virginia (795 acres)	HRS Score:	50.0; placed on NPL in July 1999	Est. CTC (Comp Year):	\$ 1.7 million (FY2020)
Mission:	Provide logistical support for assigned ships and service craft; perform work in connection with conversion, overhaul, repair, alteration, dry-docking, and outfitting of naval vessels; perform manufacturing, research, development,	IAG Status:	FFA signed in September 2004	IRP Sites (Final RIP/RC):	32 (FY2012)
		Contaminants:	Heavy metals, PCBs, VOCs, SVOCs, POLs, land solvents	MMRP Sites (Final RIP/RC):	None
		Media Affected:	Groundwater, Surface Water, Sediment, Soil	Five-Year Review Status:	Planned
				IRP/MMRP Status Table:	Refer to page E-7-54

Introduction

Norfolk Naval Shipyard (NSY) is located on the western bank of the southern branch of the Elizabeth River. The installation provides logistical support, conversion, overhaul, repair, alteration, dry-docking, and outfitting of naval vessels. The installation also performs manufacturing, research, development, and test work. Site contamination resulted from past landfilling, disposal operations, and a plating shop. The potential risk to human health and the environment from surface water runoff into Paradise Creek was significant enough for EPA to place the installation on the NPL in July 1999. DoD and EPA signed a federal facility agreement (FFA) in September 2004 to outline how they were going to proceed with cleanup. An administrative record was established in FY92, and a community relations plan was completed in FY94; the community relations plan was updated in June 2003. Formed in FY94, the installation converted its technical review committee responsible for communicating cleanup progress with the community into a Restoration Advisory Board in FY96.

To date, RCRA facility investigations performed at the installation identified 31 solid waste management units (SWMUs). A supplemental RCRA facility investigation identified an additional 121 SWMUs and areas of concern (AOCs). An additional 47 AOCs were later identified, bringing the total number of potentially contaminated areas at Norfolk NSY to 218. During the development of the FFA, inconsistent numbering and naming of potentially contaminated areas in previous documentation resulted in the reduction of identified sites. Norfolk NSY has completed Records of Decision (RODs) for Sites 10 and 17, and Operable Unit (OU) 1, which selected cleanup actions for these sites. In FY02, the installation conducted an inventory of all sites suspected to contain munitions contamination for the Military Munitions Response Program (MMRP); no MMRP sites were identified.

FY10 IRP Progress

Norfolk NSY completed soil cover construction activities, and finalized the ROD for soils at OU 2.

Technical and regulatory issues delayed development of the long-term management (LTM) plan for OU 2. Technical and regulatory issues also delayed the finalization of the feasibility study (FS) to evaluate cleanup alternatives and the proposed plan (PP) for groundwater at OU 2.

FY10 MMRP Progress

Norfolk NSY has identified no MMRP sites.

Plan of Action

Plan of action items for Norfolk Naval Shipyard are grouped below according to program category.

IRP

- Develop LTM plan and finalize FS, PP, and ROD for OU 2 in FY11.
- Complete five-year review report in FY11.
- Finalize PP and ROD for the entire base in FY11.
- Update the community relations plan in FY11.

MMRP

There are no MMRP actions scheduled for FY11 or FY12.

IRP Site Status



FFID:	CA957002434500	Contaminants:	Paints, refrigerants, heavy metals, spent solvents, TCE, VOCs, SVOCs, waste oils, fuel, PCBs	MMRP Sites (Final RIP/RC):	5 (FY2010)
Location (Size):	San Bernardino, California (2,221 acres)	Media Affected:	Groundwater and Soil	Five-Year Review Status:	Completed and planned
Mission:	Supported C-141 airlift operations	Funding to Date:	\$ 124.3 million	IRP/MMRP Status Table:	Refer to page E-7-8
HRS Score:	39.65; placed on NPL in July 1987	Est. CTC (Comp Year):	\$ 2.4 million (FY2024)		
IAG Status:	IAG signed in 1989	IRP Sites (Final RIP/RC):	33 (FY2005)		

Introduction

Norton Air Force Base (AFB) formerly supported C-141 airlift operations. Sites include underground storage tanks, landfills, fire training areas, spill areas, and waste disposal pits. The most significant sources of contamination at the base were a trichloroethylene (TCE)-contaminated groundwater area and contaminated soil areas. The potential risk to human health and the environment was significant enough for EPA to place the installation on the NPL in July 1987. DoD and EPA signed an interagency agreement (IAG) in 1989 to outline how they were going to proceed with cleanup. In December 1988, the BRAC Commission recommended closure of Norton AFB. The base closed in March 1994. In FY94, Norton AFB formed a BRAC cleanup team to develop a process for cleanup of sites, and a Restoration Advisory Board (RAB) to communicate the installation's cleanup progress with the community. The RAB adjourned in FY98. To ensure continuous monitoring and improvement, the installation completed five-year review reports in FY00, FY05 and FY10.

Between FY94 and FY95, Norton AFB signed four Records of Decision, which selected cleanup actions at soil sites, for Central Base Area Operable Unit, and for all sites on the base. The installation transferred all base property in FY07. In FY04, the installation conducted an inventory of sites suspected to contain munitions for the Military Munitions Response Program (MMRP); MMRP sites were identified.

FY10 IRP Progress

Norton AFB completed a five-year review report and received EPA concurrence. The installation also discovered new contamination, which required additional funding.

Administrative issues delayed the approval for termination of RCRA corrective action authority on non-permitted sites, the closure of two RCRA sites, and obtaining post-closure permit for the industrial waste line.

FY10 MMRP Progress

Norton AFB closed one of the remaining two sites.

Administrative issues delayed closure of the last remaining site.

Plan of Action

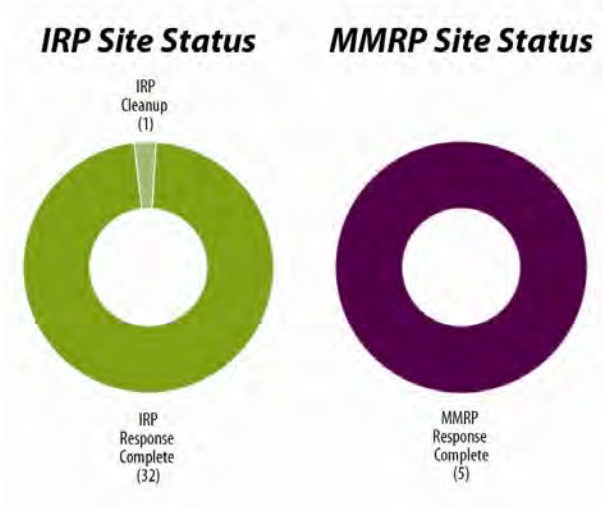
Plan of action items for Norton Air Force Base are grouped below according to program category.

IRP

- Obtain regulatory approval for termination of RCRA corrective action authority on non-permitted sites in FY11.
- Complete closure of two RCRA Sites in FY11.
- Obtain RCRA post-closure permit for the industrial waste line, if necessary, in FY12.

MMRP

- Close remaining site in FY11.



FFID:	CA921352066100	Contaminants:	POLs, TCE, solvents, lead, PCBs, VOCs, SVOCs, metals, pesticides, PAHs, BTEX	Five-Year Review Status:	Underway
Location (Size):	Oakland, California (425 acres)	Media Affected:	Groundwater, Surface Water, Sediment, Soil	IRP/MMRP Status Table:	Refer to page E-7-7
Mission:	Served as host to Military Traffic Management Command, Western Area	Funding to Date:	\$ 41.0 million		
HRS Score:	N/A	Est. CTC (Comp Year):	\$ 8.9 million (FY2017)		
IAG Status:	N/A	IRP Sites (Final RIP/RC):	15 (FY2017)		
		MMRP Sites (Final RIP/RC):	None		

Introduction

Oakland Army Base formerly hosted Military Traffic Management Command, Western Area. Contaminated sites have included underground storage tanks; Berths 6 and 6 ½, where oil and fuel products contaminated storm drain bedding materials; Building 991, where pesticides and oil contaminated soil and groundwater; the West Grand Avenue overpass roadsides, where lead contaminated soil; Building 807, where chlorinated solvents contaminated soil and groundwater; and Building 648, where polychlorinated biphenyls (PCBs) contaminated soil. The 1995 BRAC Commission recommended closure of Oakland Army Base. The installation closed as scheduled on September 30, 1999. In FY96, the installation formed a BRAC cleanup team to develop a process for cleanup of sites, and a Restoration Advisory Board to discuss the installation's cleanup progress with the community. In FY98, the installation completed an initial BRAC cleanup plan to prioritize sites requiring environmental restoration.

Oakland Army Base has signed one Record of Decision (ROD) to select cleanup actions on Installation Restoration Program (IRP) sites. The installation has transferred approximately 387 acres. Parcel 1 and Operable Unit (OU) 2 are the only remaining sites. In FY02, Oakland Army Base completed an inventory of sites suspected to contain munitions contamination for the Military Munitions Response Program (MMRP); no MMRP sites were identified.

FY10 IRP Progress

The city of Oakland continues to work toward closure on the remaining sites under the environmental services cooperative agreement.

Regulatory issues delayed the implementation of cleanup actions, the completion of the Decision Document (DD), and the review of the feasibility study (FS) to evaluate cleanup alternatives at Parcel 1. Regulatory issues also delayed the completion of the FS and ROD for OU 2 and marine sediments.

FY10 MMRP Progress

Oakland Army Base has identified no MMRP sites.

Plan of Action

Plan of action items for Oakland Army Base are grouped below according to program category.

IRP

- Complete the DD and implement cleanup actions at Parcel 1 in FY11.
- Begin soil remediation at Building 991 in FY11-FY12.
- Begin drafting FS and ROD for OU 2 in FY11-FY12.
- Begin DD and cleanup of marine sediments at Area of Concern M1 in FY11-FY12.

MMRP

There are no MMRP actions scheduled for FY11 or FY12.

IRP Site Status



FFID:	WA09799F832600	IAG Status:	IAG signed in July 1997	MMRP Sites (Final RIP/RC):	None
Location (Size):	Kitsap County, Washington (350 acres)	Contaminants:	Asbestos, PCBs, heavy metals, petroleum hydrocarbons, dioxins, furans	Five-Year Review Status:	Completed and planned
Mission:	Provided harbor defense for Puget Sound; tested torpedoes and stored fuel during World War I; served as a fire training school for the Navy and housed an anti-aircraft artillery battery	Media Affected:	Groundwater, Surface Water, Sediment, Soil	IRP/MMRP Status Table:	Refer to page E-8-65
HRS Score:	50.00; placed on NPL in May 1994	Funding to Date:	\$ 12.8 million		
		Est. CTC (Comp Year):	\$ 3.3 million (FY2004)		
		IRP Sites (Final RIP/RC):	2 (FY2004)		

Introduction

The Navy owned the Old Navy Dump/Manchester Annex from 1919 to 1960. During that time the Navy established three areas at the property (a net depot, a fire training area, and a landfill (LF)). Activities included maintenance, painting, sandblasting, and storage of steel cable net. The Navy disposed of domestic waste, wood, and metal waste originating from the Annex and the Puget Sound Naval Shipyard in a LF. Contaminants have been detected in soil at the LF, at the fire training area, and in surface water and sediment at the property. Contaminants of concern include heavy metals, polychlorinated biphenyls (PCBs), petroleum hydrocarbons, dioxins, furans, and asbestos. Currently, the National Oceanic and Atmospheric Administration, the National Marine Fisheries Service, an EPA Laboratory, and a portion of Manchester State Park occupy the property. The potential risk to human health and the environment was significant enough for EPA to place the property on the NPL in May 1994. DoD and EPA signed an interagency agreement (IAG) in July 1997 to outline how they were going to proceed with cleanup. To ensure continuous monitoring and improvement, the U.S. Army Corps of Engineers (USACE) completed five-year review reports in FY04 and FY09.

To date, USACE has completed one Record of Decision, which selected cleanup actions for the property. In FY06, USACE conducted an inventory of sites suspected to contain munitions contamination for the Military Munitions Response Program (MMRP); no MMRP sites were identified.

FY10 IRP Progress

USACE awarded a contract for continued long-term management (LTM) of the LF cap and shoreline protection. USACE also coordinated a draft institutional controls (IC) plan, which are tools that minimize the potential for human exposure, with stakeholders, and continued LTM of the LF cap and shoreline protection. USACE completed the 2009 compliance monitoring report. This is the last narrative for this property, as cleanup is complete at all sites.

Administrative issues delayed addendum to the second five-year review report.

FY10 MMRP Progress

USACE has identified no MMRP sites.

Plan of Action

Plan of action items for Old Navy Dump/Manchester Annex are grouped below according to program category.

IRP

- Begin LTM or an operations, maintenance, and monitoring plan to replace the compliance monitoring plan in FY11.
- Complete addendum to the second five-year review report in FY11.
- Complete a draft final version of the IC plan in FY11.
- Prepare contract for repairs to shoreline due to erosion, including repairs to the LF cap in FY11-FY12.

MMRP

There are no MMRP actions scheduled for FY11 or FY12.

IRP Site Status



FFID:	FL417002473600	Contaminants:	Asbestos, paints, POLs, photographic chemicals, solvents, low-level radioactive wastes, VOCs, SVOCs, metals	MMRP Sites (Final RIP/RC):	None
Location (Size):	Orlando, Florida (2,050 acres)	Media Affected:	Groundwater, Surface Water, Sediment, Soil	Five-Year Review Status:	Completed
Mission:	Serve as naval training center; formerly used as Army Air Force and Air Force bases	Funding to Date:	\$ 40.7 million	IRP/MMRP Status Table:	Refer to page E-7-17
HRS Score:	N/A	Est. CTC (Comp Year):	\$ 8.6 million (FY2021)		
IAG Status:	N/A	IRP Sites (Final RIP/RC):	14 (FY2008)		

Introduction

From 1941 to 1968, Orlando Naval Training Center (NTC) served as an Army air base and an Air Force base. In 1968, the installation became a naval training center. The installation has four areas: the main base, Area C, Herndon Annex, and McCoy Annex. In July 1993, the BRAC Commission recommended closure of the installation and relocation of its activities. The installation closed on April 30, 1999. In FY94, the installation formed a Restoration Advisory Board to discuss cleanup progress with the community, and a BRAC cleanup team to develop a process for the cleanup of sites. To ensure continuous monitoring and improvement, the installation completed a five-year review report in FY01.

The BRAC cleanup team completed a Record of Decision (ROD), selecting cleanup actions for 55 sites, and assessed and removed 55 tanks. To date, the installation has transferred 1,425 acres to the City of Orlando, and approximately 83 acres to the Federal Aviation Administration. In FY02, the installation conducted an inventory of all sites suspected to contain munitions contamination for the Military Munitions Response Program (MMRP); no MMRP sites were identified.

FY10 IRP Progress

Orlando NTC identified the source of groundwater contamination at Study Area (SA) 36 Northwest, and continued long-term management (LTM) at Operable Units (OUs) 1 through 4 and SAs 2 and 17. The installation also began the development of a uniform federal policy quality assurance proposed plan for all sites. Additionally, the installation continued preparing the ROD for OUs 2, 3, and 4. The installation also signed contracts to inject additional emulsified oil substrate (EOS), which sustainably treats groundwater contamination, at OU 2 and SA 17.

FY10 MMRP Progress

Orlando NTC has identified no MMRP sites.

Plan of Action

Plan of action items for Orlando Naval Training Center are grouped below according to program category.

IRP

- Continue LTM at OUs 1 through 4 and SAs 2 and 17, and the development of a uniform federal policy quality assurance proposed plan in FY11.
- Complete ROD for OUs 2, 3, and 4 in FY11.
- Complete injection of EOS and conduct monitoring at OU 2 and SA 17 in FY11-FY12.

MMRP

There are no MMRP actions scheduled for FY11 or FY12.



FFID:	TX69799F676300, TX69799F655100	Media Affected:	Groundwater, Sediment, Soil	IRP/MMRP Status Table:	Refer to page E-6-162 and E-8-60
Location (Size):	Pantex Village, Texas (16,000 acres)	Funding to Date:	\$ 12.7 million		
Mission:	Produce and store military weapons	Est. CTC (Comp Year):	\$ 10.0 million (FY2075)		
HRS Score:	51.22; placed on NPL in May 1994	IRP Sites (Final RIP/RC):	4 (FY2017)		
IAG Status:	None	MMRP Sites (Final RIP/RC):	2 (FY2075)		
Contaminants:	VOCs, SVOCs, heavy metals, UXO, explosives	Five-Year Review Status:	This installation is not required to complete a five-year review report.		

Introduction

The former Pantex Ordnance Plant began operations in 1942 as an Army Ordnance Corps facility. DoD declared the property excess in 1947. The property is now owned by the Department of Energy (DOE) and Texas Tech University. Operations conducted on the active DOE site include the fabrication, assembly, testing, and disassembly of nuclear ammunition and weapons. Sources of contamination included burning chemical waste in unlined pits, burying waste in unlined landfills, and the discharge of plant wastewater into surface water. The potential risk to human health and the environment was significant enough for EPA to place the property on the NPL in May 1994. DOE is solely responsible for investigating sites on their property. The U.S. Army Corps of Engineers (USACE) established an electronic administrative record for the Texas Tech University FUDS property in FY03. In FY06, USACE completed a public involvement plan to address concerns over contamination with the community for Pantex Ordnance Plant.

In FY06, USACE completed an investigation of all sites suspected to contain munitions contamination for the Military Munitions Response Program (MMRP); MMRP sites were identified.

FY10 IRP Progress

USACE continued supplemental remedial investigation (RI) and feasibility study activities to evaluate cleanup alternatives, and completed the removal of contaminated soil at three Areas of Concern in FY10. The cost of completing environmental restoration has changed significantly due to changes in estimating criteria.

FY10 MMRP Progress

USACE revised the RI report in preparation for transition to the potentially responsible party (PRP).

Plan of Action


Plan of action items for Pantex Plant are grouped below according to program category.

IRP

There are no IRP actions scheduled for FY11 or FY12.

MMRP

- Complete RI report and transition to the PRP in FY11.



FFID:	SC417302276300	Contaminants:	Pesticides, paints, POLs, solvents, industrial wastes, metals, acids, electrolytes, ordnance compounds, VOCs, SVOCs	MMRP Sites (Final RIP/RC):	8 (FY2019)
Location (Size):	Parris Island, South Carolina (8,043 acres)	Media Affected:	Groundwater, Surface Water, Sediment, Soil	Five-Year Review Status:	Underway
Mission:	Receive, recruit, and combat-train enlisted personnel upon their enlistment in the Marine Corps	Funding to Date:	\$ 26.5 million	IRP/MMRP Status Table:	Refer to page E-6-145
HRS Score:	50.00; placed on NPL in December 1994	Est. CTC (Comp Year):	\$ 12.6 million (FY2040)		
IAG Status:	FFA signed in 2005	IRP Sites (Final RIP/RC):	26 (FY2014)		

Introduction

The Parris Island Marine Corps Recruit Depot receives, recruits, and combat-trains personnel upon their enlistment in the Marine Corps. Contaminated Sites at the installation include landfills or spill areas where groundwater and sediment are contaminated with solvents and petroleum/oil/lubricants (POLs). The potential risk to human health and the environment from contamination at two landfill sites was significant enough for EPA to place the installation on the NPL in December 1994. DoD and EPA signed a federal facility agreement (FFA) in 2005 to discuss how they were going to proceed with cleanup. The installation began to compile an administrative record in FY96 and completed a community relations plan in FY98. There has been no community interest to form a Restoration Advisory Board to discuss the installation's cleanup progress. To ensure continuous monitoring and improvement, the installation completed a five-year review report in FY05.

To date, the installation has signed an interim Record of Decision (ROD) which selected cleanup actions for the Site 1 corrective action plan, and Sites 2, 3, and 12. In FY02, Parris Island conducted an inventory of all sites suspected to contain munitions contamination for the Military Munitions Response Program (MMRP); MMRP sites have been identified.

FY10 IRP Progress

Parris Island Marine Corps Recruit Depot completed the remedial investigation (RI) addendum and treatability study for Site 45 and submitted it for regulatory review. The installation also continued long-term management at Sites 1, 3, 12, and the aviation gasoline pipeline. Additionally, the installation submitted a proposed plan for Site 3.

FY10 MMRP Progress

Parris Island Marine Corps Recruit Depot completed Site Inspections (SIs) for eight sites and submitted them for regulatory review.

Plan of Action

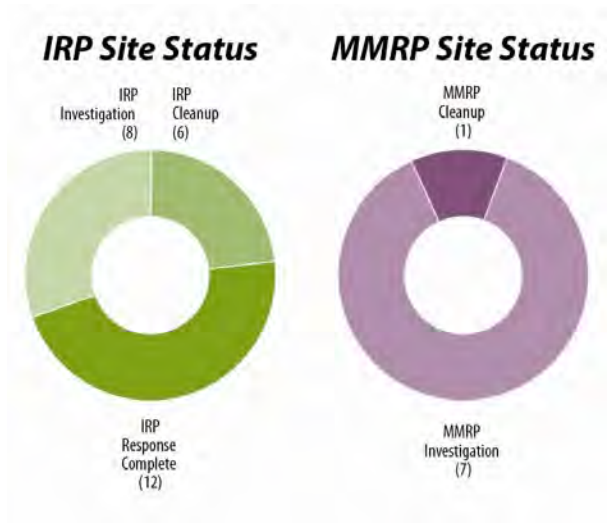
Plan of action items for Parris Island Marine Corps Recruit Depot are grouped below according to program category.

IRP

- Complete the SI and work plan for Site 14 in FY11.
- Complete ROD for Site 3 in FY11.
- Complete and submit RI for Site 27 in FY11.
- Complete feasibility study to evaluate cleanup alternatives for Site 45 in FY11.
- Complete removal action at Site 27 in FY11.

MMRP

- Complete RI work plan in FY11-FY12.



FFID:	MD317002453600	Contaminants:	Heavy metals, pesticides, organics, POLs, solvents, UXO, VOCs, SVOCs, explosives, propellants	MMRP Sites (Final RIP/RC):	1 (FY2020)
Location (Size):	Lexington Park, Maryland (6,800 acres)	Media Affected:	Groundwater, Surface Water, Sediment, Soil	Five-Year Review Status:	Completed and planned
Mission:	Test and evaluate naval aircraft systems	Funding to Date:	\$ 65.8 million	IRP/MMRP Status Table:	Refer to page E-6-91
HRS Score:	36.87; placed on NPL in May 1994	Est. CTC (Comp Year):	\$ 36.4 million (FY2022)		
IAG Status:	FFA signed in December 2000	IRP Sites (Final RIP/RC):	64 (FY2017)		

Introduction

Patuxent River Naval Air Station (NAS) tests and evaluates naval aircraft systems. Three environmental restoration sites at the installation require the most cleanup: a Fishing Point Landfill (LF) site (Site 1), the former sanitary LF (Site 11), and the pest control shop (Site 17). Wastes managed at these sites included mixed solid wastes, petroleum/oil/lubricants (POLs), paints, thinners, solvents, pesticides, and photographic laboratory wastes. The potential risk to human health and the environment was significant enough for EPA to place the installation on the NPL in May 1994. In 2005, the BRAC Commission recommended Patuxent River NAS for realignment. The installation formed a technical review committee in FY90 and completed a community relations plan in FY91, which is updated every three years. Patuxent NAS established a Restoration Advisory Board in FY94 that meets quarterly to discuss the installation's cleanup progress with the community. The installation regularly updates an administrative record and two information repositories. To ensure continuous monitoring and improvement, the installation completed five-year review reports in FY01, FY04, and FY09.

To date, the installation has completed Records of Decision (ROD) for Sites 1, 3, 11, 12, and 34, which selected cleanup actions for these sites. In addition, a ROD amendment was completed for Site 17. Patuxent River NAS determined that no further cleanup actions were necessary for Sites 4/5, 6, 24, and 29, and completed a proposed cleanup plan ROD for Site 39. The installation closed Site 6A (6 Operable Unit [OU] 1) in FY04. In FY02, the installation conducted an inventory of all sites suspected to contain munitions contamination for the Military Munitions Response Program (MMRP); one MMRP site has been identified.

FY10 IRP Progress

Patuxent River NAS completed RODs for Sites 3 and 34, and began cleanup at Sites 4 and 5 (OUs 1 and 5). In addition, the installation began remedial investigations (RIs) at Sites 9, 31, and 34, and closed Site 44. The cost of completing environmental restoration has changed significantly due to technical issues.

FY10 MMRP Progress

Patuxent River NAS completed the site inspection report for one site.

Plan of Action

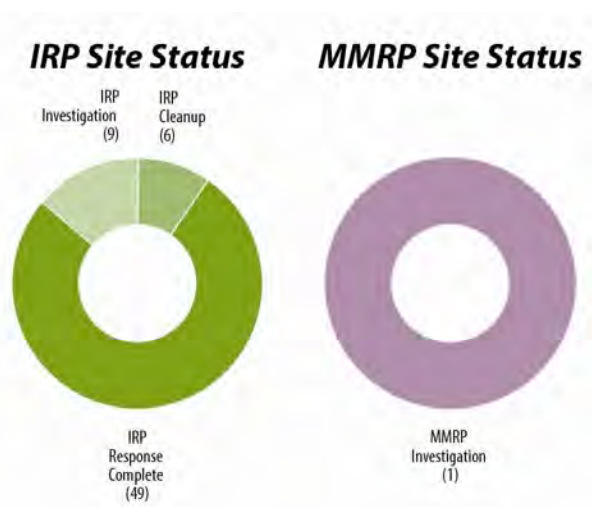
Plan of action items for Patuxent River Naval Air Station are grouped below according to program category.

IRP

- Complete engineering evaluation and cost analysis for Site 3 in FY11.
- Complete cleanup at Sites 4 and 5 in FY11.
- Complete RIs at Sites 9, 23, and 34 in FY11.
- Begin RIs at Sites 2, 21, and 28 in FY11.

MMRP

There are no MMRP actions scheduled for FY11 or FY12.



FFID:	HI917002434200, HI917002477900, HI917002434100, HI917002434000, HI917002433900, and HI917002433400	IAG Status:	FFA signed in March 1994	IRP Sites (Final RIP/RC):	101 (FY2020)
Location (Size):	Pearl Harbor, Hawaii (2,162 acres)	Contaminants:	VOCs, SVOCs, heavy metals, PCBs, pesticides, petroleum, hydrocarbons, solvents, explosives, propellants	MMRP Sites (Final RIP/RC):	2 (FY2020)
Mission:	Provide primary fleet support in the Pearl Harbor area	Media Affected:	Groundwater, Surface Water, Sediment, Soil	Five-Year Review Status:	Planned
HRS Score:	70.82; placed on NPL in October 1992	Funding to Date:	\$ 200.6 million	IRP/MMRP Status Table:	Refer to page E-6-68, E-6-69, E-7-21, and E-8-19
		Est. CTC (Comp Year):	\$ 176.9 million (FY2035)		

Introduction

The Pearl Harbor Naval Complex consists of seven installations: the Fleet and Industrial Supply Center (FISC), the Naval Station (NS), the Naval Magazine (NAVMAG), the Naval Shipyard (NSY) and Intermediate Maintenance Facility, the Public Works Center (PWC), the Naval Submarine Base, and the Inactive Ship Maintenance Facility. Fuel supply activities, landfills, and other support operations have contaminated the soil and groundwater with volatile organic compounds (VOCs), semi volatile organic compounds (SVOCs), and metals. The potential risk to human health and the environment was significant enough for EPA to place the installation on the NPL in October 1992. DoD and EPA signed a federal facility agreement (FFA) in March 1994 to outline how they were going to proceed with cleanup. Formed in FY90, the installation converted its technical review committee responsible for communicating cleanup progress with the community into a Restoration Advisory Board in FY95. The installation established three information repositories in FY90 and an administrative record in FY92. Pearl Harbor Naval Complex also completed a community involvement plan in FY92, which was updated in FY95 and FY05.

The installation has completed Record of Decisions (RODs), which selected cleanup actions, for PWC 2, NS Solid Waste Management Unit (SWMU) 6, FISC Sites 33 and 39, and NAVMAG Site 9. In FY02, the installation conducted an inventory of all sites suspected to contain munitions contamination for the Military Munitions Response Program (MMRP); one MMRP site was identified.

FY10 IRP Progress

Pearl Harbor Naval Complex completed the draft remedial investigation (RI) report for NS 19 and PWC SWMU 1, and began feasibility studies (FSs) to evaluate cleanup alternatives at SWMU 1 and NAVMAG Site 3. The installation also completed RODs for PWC 2, NS SWMU 6, and FISC 39. In addition, the installation continued site inspection (SI) fieldwork at NSY SWMU 84 and completed groundwater sampling for vanadium at NSY 42.

FY10 MMRP Progress

Technical issues delayed the SI report for NAVMAG Unexploded Ordnance (UXO) site 7.

Plan of Action

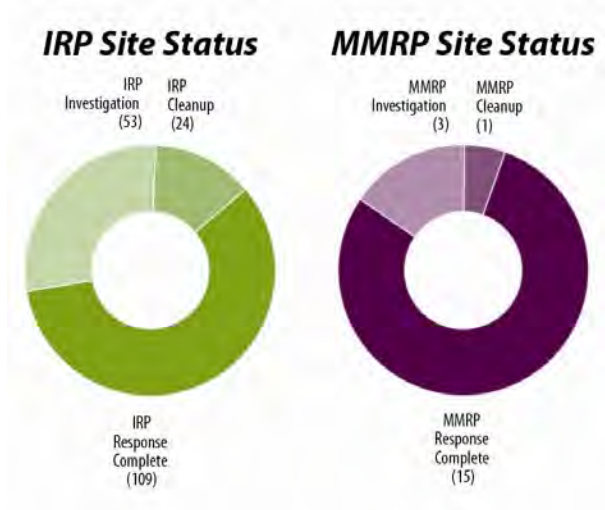
Plan of action items for Pearl Harbor Naval Complex are grouped below according to program category.

IRP

- Complete removal action at NS 58 in FY11.
- Submit SI report for NSY SMWU 84 in FY11.
- Begin RI/FS report for PWC SWMU 1 in FY11.
- Begin RI report for NAVMAG Site 3 in FY11.
- Complete final FS at NSY 42 in FY11.

MMRP

- Complete SI report for NAVMAG UXO 7.



FFID:	NH157002484700	IAG Status:	FFA signed in April 1991; modified in December 1992	IRP Sites (Final RIP/RC):	61 (FY2010)
Location (Size):	Portsmouth/Newington, New Hampshire (4,255 acres)	Contaminants:	VOCs, spent fuels, waste oils, POLs, pesticides, paints, TCE, SVOCs, metals, PCBs	MMRP Sites (Final RIP/RC):	1 (FY1996)
Mission:	Served as Strategic Air Command bomber and tanker base	Media Affected:	Groundwater, Surface Water, Sediment, Soil	Five-Year Review Status:	Completed and planned
HRS Score:	39.42; placed on NPL in February 1990	Funding to Date:	\$ 166.8 million	IRP/MMRP Status Table:	Refer to page E-6-109
		Est. CTC (Comp Year):	\$ 19.2 million (FY2999)		

Introduction

Pease Air Force Base (AFB) served as a Strategic Air Command bomber and tanker base. Studies identified the following site types: fire training areas, burn pits, industrial facilities, landfills, and underground storage tanks. Petroleum products (JP-4 jet fuel) and industrial solvents, such as trichloroethylene (TCE), have contaminated the groundwater and soil. The potential risk to human health and the environment was significant enough for EPA to place the installation on the NPL in February 1990. DoD and EPA signed a federal facility agreement (FFA) in 1991, which was last amended in 1992, to outline how they were going to proceed with cleanup. The 1988 BRAC Commission recommended closure of Pease AFB. In March 1991, the installation closed. The installation formed a BRAC cleanup team in FY93 to develop a process for cleanup of sites at Pease AFB. The installation formed a Restoration Advisory Board in FY95 to discuss the installation's cleanup progress with the community. To ensure continuous monitoring and improvement, the installation completed five-year review reports in FY99, FY04, and FY09.

Cleanup sites at Pease AFB are grouped into 13 operable units (OUs). Before closure, the installation completed interim cleanup actions at four sites, soil removal at three sites, and test pit operations at two sites. To date, Pease AFB has signed 10 Records of Decision, selecting cleanup actions at OUs 1 through 6 and 8 through 11. In FY04, Pease AFB conducted an inventory of sites suspected to contain munitions contamination for the Military Munitions Response Program (MMRP); one MMRP site was identified.

FY10 IRP Progress

Pease AFB completed construction of the air sparge/soil vapor extraction treatment system at Pumphouse 2 and began cleanup operations. The installation continued the investigation of contaminated Plume 13/14 conditions and began developing a series of plans to restart the treatment system. Additionally, the installation closed two petroleum sites, contaminated Plumes 31 and 32 on the flightline. The installation continued ongoing operations and maintenance (O&M). The cost of completing environmental restoration has changed significantly due to changes in estimating criteria.

FY10 MMRP Progress

The installation conducted no MMRP actions.

Plan of Action


Plan of action items for Pease Air Force Base are grouped below according to program category.

IRP

- Continue ongoing O&M in FY11.
- Close petroleum Site 72 in FY11.
- Continue investigation and planning to restart the treatment system at Plume 13/14 in FY11.

MMRP

There are no MMRP actions scheduled for FY11 or FY12.



FFID:	FL417002461000	chlorinated and nonchlorinated solvents, plating wastes, VOCs, SVOCs, explosives, propellants	Five-Year Review Status:	Completed and planned
Location (Size):	Pensacola, Florida (5,874 acres)	Groundwater, Surface Water, Sediment, Soil	IRP/MMRP Status Table:	Refer to page E-6-54
Mission:	Serve as a flight training center			
HRS Score:	42.40; placed on NPL in December 1989			
IAG Status:	FFA signed in October 1990			
Contaminants:	Ammonia, asbestos, benzene, cyanide, heavy metals, paints, PCBs, pesticides, phenols,			
		Media Affected:		
		Funding to Date:		
		Est. CTC (Comp Year):		
		IRP Sites (Final RIP/RC):		
		MMRP Sites (Final RIP/RC):		

Introduction

Pensacola Naval Air Station (NAS), which now serves as a flight training center, was formerly a naval air rework facility and an aviation depot. Operations that have caused contamination at the station include a foundry, machine shops, coating and paint shops, paint stripping and plating shops, various maintenance and support facilities, landfills, and storage facilities. Investigations have identified 38 CERCLA sites, 1 solid waste management unit (SWMU), and 14 underground storage tank (UST) sites. Site types include landfills, disposal sites, polychlorinated biphenyls (PCBs) transformer and spill areas, industrial wastewater treatment plant areas, and evaporation ponds. The potential risk to human health and the environment was significant enough for EPA to place the installation on the NPL in December 1989. DoD and EPA signed a federal facility agreement (FFA) in October 1990 to outline how they were going to proceed with cleanup. In 2005, the BRAC Commission recommended Pensacola NAS for realignment. Formed in FY90, the installation converted its technical review committee responsible for communicating cleanup progress with the community into a Restoration Advisory Board in FY94. To ensure continuous monitoring and improvement, the installation completed the first five-year review report in FY03 and a second five-year review report for Operable Units (OUs) 1, 4, 11, and 13 in FY08.

To date, 13 Records of Decision (RODs) have been signed by the installation, which selected cleanup actions for 22 environmental restoration sites; 7 of these RODs required no further cleanup action for 11 environmental restoration sites. In FY02, the installation conducted an inventory of all sites suspected to contain munitions contamination for the Military Munitions Response Program (MMRP); one MMRP site was identified.

FY10 IRP Progress

Pensacola NAS continued groundwater monitoring at SWMU 1, Sites 1, 8, 15, 24, and UST Site 17. The installation completed feasibility studies (FSs) to evaluate cleanup alternatives for OUs 19 (Site 44), 20 (Site 45), and 21 (Site 46). In addition, Pensacola NAS completed a ROD for OU 18 (Site 43) and radium cleanup at OU 2 (Sites 25 and 27).

Regulatory issues delayed the FS and proposed plan (PP) for OU 16 (Site 41) and the PP for OUs 19 through 21 (Sites 44 through 46). Regulatory issues also delayed RODs for OUs 20 and 21 (Sites 45 and 46).

FY10 MMRP Progress

Pensacola NAS completed site inspections at two sites.

Plan of Action

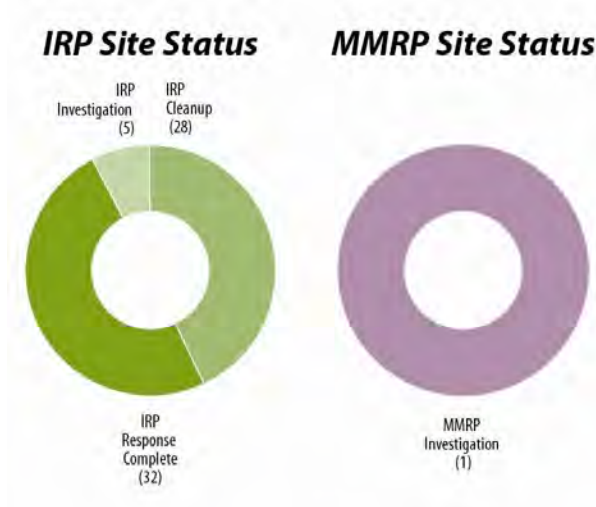
Plan of action items for Pensacola Naval Air Station are grouped below according to program category.

IRP

- Continue groundwater monitoring at SWMU 1, Sites 1, 8, 11, 12, 15, 24 through 27, 30, 38, and 43 in FY11.
- Complete FS and PP for OU 16 (Site 41) in FY11.
- Complete the design for cleanup and the construction of a cleanup system required at OU 18 (Site 43) in FY11.
- Complete the PPs for OUs 19 through 21 (Sites 44 through 46) in FY11.
- Complete RODs for OUs 20 and 21 (Sites 45 and 46) in FY11.
- Complete radium cleanup at Sites 2 and 12 in FY11.

MMRP

- Begin remedial investigations at two sites in FY11.



FFID:	PA317002775600, PA317002219800, and PA317002241800	HRS Score:	N/A	IRP Sites (Final RIP/RC):	31 (FY2009)
Location (Size):	Philadelphia, Pennsylvania (1,494 acres)	IAG Status:	N/A	MMRP Sites (Final RIP/RC):	None
Mission:	Provide logistical support for ships and service craft; overhaul, repair, and outfit ships and craft; conduct research and development; test and evaluate shipboard systems	Contaminants:	POLs, heavy metals, PCBs, solvents, VOCs, SVOCs	Five-Year Review Status:	Completed and planned
		Media Affected:	Groundwater, Sediment, Soil	IRP/MMRP Status Table:	Refer to page E-8-53
		Funding to Date:	\$ 22.7 million		
		Est. CTC (Comp Year):	\$ 1.2 million (FY2009)		

Introduction

Philadelphia Naval Complex is comprised of Philadelphia Naval Shipyard (NSY), Naval Station (NS), and Naval Hospital (NH). Site types at the complex include landfills, oil spill areas, and disposal areas where petroleum/oil/lubricants (POLs) and heavy metals were released into groundwater and soil. In December 1988, the BRAC Commission recommended closure of the Philadelphia NH, and in July 1991, recommended closure of the Philadelphia NS and the Philadelphia NSY. Formed in FY89, the installation converted its technical review committee, responsible for communicating cleanup progress with the community, into a Restoration Advisory Board (RAB) in FY89. The installation formed a BRAC cleanup team to develop a process for cleanup of sites. The team prepared a BRAC cleanup plan in FY94 to prioritize sites requiring environmental restoration. The BRAC cleanup plan was revised in FY97. In FY95, Philadelphia Naval Complex established an information repository and developed a community relations plan. In FY01, the installation obtained a technical assistance for public participation grant to provide the RAB with input during the property transfer process. Upon completion of all property transfer, the RAB shifted its focus to the Naval Surface Warfare Center Ship System Engineering Station. To ensure continuous monitoring and improvement, the installation completed five-year review reports in FY04 and FY09.

To date, the installation has signed eight Records of Decision, which selected cleanup actions at environmental restoration sites. The installation also has transferred 1,218 acres of property. In FY02, the installation conducted an inventory of all sites suspected to contain munitions contamination for the Military Munitions Response Program (MMRP); no MMRP sites were identified.

FY10 IRP Progress

Philadelphia Naval Complex continued landfill (LF) operation and maintenance at Site 4 and completed repairs to the LF cap. This is the last narrative for this installation, as cleanup is complete at all sites.

FY10 MMRP Progress

Philadelphia Naval Complex has identified no MMRP sites.

Plan of Action

Plan of action items for Philadelphia Naval Complex are grouped below according to program category.

IRP

- Continue LF operation and maintenance at Site 4 in FY11-FY12.

MMRP

There are no MMRP actions scheduled for FY11 or FY12.

IRP Site Status



FFID:	NJ221382070400	Contaminants:	VOCs, explosives, PCBs, heavy metals, SVOCs, propellants, radioactive materials, BTEX	Five-Year Review Status:	Completed and planned
Location (Size):	Rockaway Township, New Jersey (6,500 acres)	Media Affected:	Groundwater, Surface Water, Sediment, Soil	IRP/MMRP Status Table:	Refer to page E-6-110
Mission:	Serve as host to the Army Armaments Research, Development, and Engineering Center	Funding to Date:	\$ 131.3 million		
HRS Score:	42.92; placed on NPL in February 1990	Est. CTC (Comp Year):	\$ 85.9 million (FY2027)		
IAG Status:	IAG signed in April 1991	IRP Sites (Final RIP/RC):	178 (FY2014)		
		MMRP Sites (Final RIP/RC):	15 (FY2016)		

Introduction

In 1880, Dover Powder Depot, now known as Picatinny Arsenal, was established to store gunpowder. Until the 1970s, the installation manufactured explosives, propellants, and ammunition. It now houses the Joint Munitions and Lethality Life Cycle Management Command. Contaminated sites include a burning ground, landfills, underground storage tanks, former production areas, and former testing sites. Identified contaminants include volatile organic compounds (VOCs), explosives, and heavy metals. The potential risk to human health and the environment was significant enough for EPA to place the installation on the NPL in February 1990. DoD and EPA signed an interagency agreement (IAG) in April 1991 to outline how they were going to proceed with cleanup. In FY96, the installation converted its technical review committee responsible for communicating cleanup progress with the community into a Restoration Advisory Board. In FY98, FY05, FY08, and FY09, the installation received technical assistance for public participation funding. To ensure continuous monitoring and improvement, the installation completed five-year review reports in FY01 and FY06.

To date, the installation has signed 15 Records of Decision (RODs), selecting cleanup actions for 29 sites. In FY03, Picatinny Arsenal completed an inventory of sites suspected to contain munitions contamination for the Military Munitions Response Program (MMRP); MMRP sites were identified.

FY10 IRP Progress

Picatinny Arsenal released public notices for three proposed plans (PPs) regarding the Groups 1 and 3 sites and Site 78. The installation completed construction of cleanup systems at two sites and the feasibility study (FS) to evaluate cleanup alternatives for 600 Hill. Picatinny Arsenal completed the ROD for Groups 1 and 3 sites. The installation monitored and continued groundwater cleanup using natural processes at two sites.

Technical issues delayed the release of public notices for three PPs and delayed the construction of cleanup systems at 11 sites.

FY10 MMRP Progress

Picatinny Arsenal completed removal actions on eight acres at Ticon Mines. The installation awarded a contract and began the remedial investigation (RI) at all eligible sites. In addition, Picatinny Arsenal performed unexploded ordnance (UXO) clearances and construction support for various projects.

Administrative issues delayed the removal actions on two acres at Ticon Mines.

Plan of Action

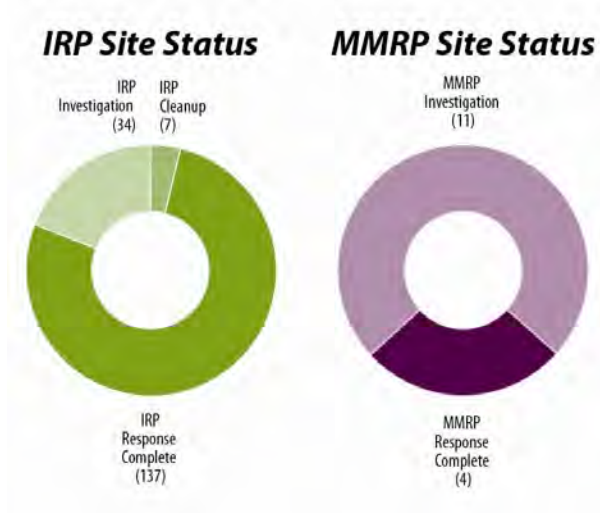
Plan of action items for Picatinny Arsenal are grouped below according to program category.

IRP

- Complete ROD and cleanup at Site 78 in FY11.
- Complete five-year review reports for sites that have signed RODs in FY11.
- Complete FS for Lake Denmark and Lake Picatinny in FY11.
- Complete RODs selecting land use controls (LUCs) for cleanup actions at over 140 individual sites in FY11-FY12.

MMRP

- Initiate RI work plan for all sites in FY11.
- Continue UXO clearances and construction support for various projects in FY11.
- Complete the removal action on the two remaining acres at Ticon Mines in FY11.
- Complete LUCs for all eligible sites in FY11-FY12.
- Complete RI at Former Skeet Range in FY11-FY12.



FFID:	NY257002477400	Contaminants:	Organic solvents, pesticides, fuels, PCBs, lead, VOCs, SVOCs, metals, PCBs	Five-Year Review Status:	Completed and planned
Location (Size):	Plattsburgh, New York (3,447 acres)	Media Affected:	Groundwater, Surface Water, Sediment, Soil	IRP/MMRP Status Table:	Refer to page E-6-119
Mission:	Served as former bomber and tanker aircraft operations	Funding to Date:	\$ 70.0 million		
HRS Score:	30.34; placed on NPL in November 1989	Est. CTC (Comp Year):	\$ 12.0 million (FY2084)		
IAG Status:	FFA signed in July 1991	IRP Sites (Final RIP/RC):	42 (FY2011)		
		MMRP Sites (Final RIP/RC):	6 (FY2003)		

Introduction

Plattsburgh Air Force Base (AFB) formerly supported bomber and tanker aircraft operations. Groundwater at a former fire training (FT) area is contaminated with chlorinated solvents, as well as benzene, toluene, ethyl benzene, and xylene. Other contaminated site types include underground storage tanks, aboveground storage tanks, landfills, industrial facilities, spill sites (SS), and training areas. The potential risk to human health and the environment was significant enough for EPA to place Plattsburgh AFB on the NPL in November 1989. DoD and EPA signed a federal facility agreement (FFA) in July 1991 to outline how they were going to proceed with cleanup. The 1993 BRAC Commission recommended closure of Plattsburgh AFB, and the installation closed in September 1995. Plattsburgh AFB updated the BRAC cleanup plan with community input in FY04 to prioritize sites requiring environmental restoration. In FY94, the installation converted its technical review committee responsible for communicating cleanup progress with the community into a Restoration Advisory Board. In FY95, Plattsburgh AFB completed a community relations plan. To ensure continuous monitoring and improvement, the installation completed five-year review reports in FY99, FY04 and FY10.

Plattsburgh AFB has grouped contaminated sites into 21 operable units (OUs). To date, the installation has closed 21 sites in concurrence with regulators. The installation has completed 12 Records of Decision (RODs), which selected cleanup actions for 12 OUs. In FY04, Plattsburgh AFB conducted an inventory of sites suspected to contain munitions contamination for the Military Munitions Response Program (MMRP); MMRP sites were identified.

FY10 IRP Progress

Plattsburgh AFB completed the third five-year review report with EPA concurrence. Plattsburgh AFB also constructed and began operations of a soil vapor extraction system and a combined air sparge/vapor extraction system. The installation submitted a supplemental proposed plan (PP) and revised ROD for FT 002 groundwater OU. In addition, the installation prepared and submitted a PP for SS 041.

Technical issues at FT 002 delayed the ROD for three sites.

FY10 MMRP Progress

Plattsburgh AFB conducted no MMRP actions in FY10.

Plan of Action

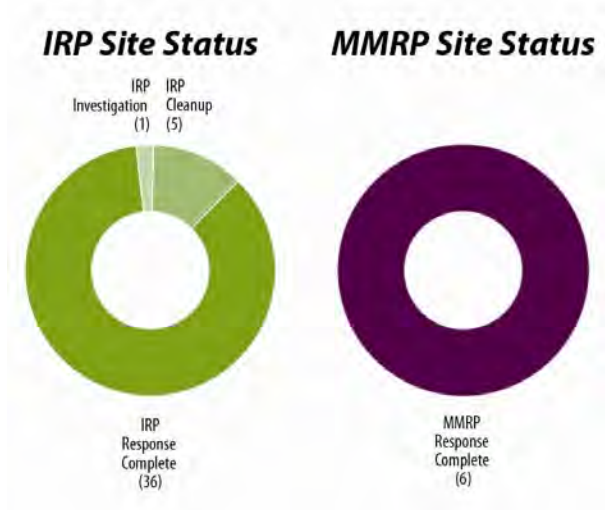
Plan of action items for Plattsburgh Air Force Base are grouped below according to program category.

IRP

- Complete RODs for three sites in FY11.
- Complete implementation of all cleanup systems in FY11.

MMRP

There are no MMRP actions scheduled for FY11 or FY12.



FFID:	ME117002201900
Location (Size):	Kittery, Maine (278 acres)
Mission:	Maintain, repair, and overhaul nuclear submarines
HRS Score:	67.70; placed on NPL in May 1994
IAG Status:	FFA signed in 1999
Contaminants:	Pesticides, PCBs, VOCs, heavy metals, SVOCs

Media Affected:	Groundwater, Surface Water, Sediment, Soil
Funding to Date:	\$ 57.4 million
Est. CTC (Comp Year):	\$ 31.2 million (FY2037)
IRP Sites (Final RIP/RC):	34 (FY2014)
MMRP Sites (Final RIP/RC):	1 (FY2005)
Five-Year Review Status:	Completed and planned

IRP/MMRP Status Table: Refer to page E-6-88

Introduction

The Portsmouth Naval Shipyard (NSY) maintains, repairs, and overhauls nuclear submarines. A RCRA facility assessment in FY86 identified 28 solid waste management units (SWMUs). Site types at the installation include a landfill (LF), a salvage and storage area, and waste oil tanks. The potential risk to human health and the environment from contamination in groundwater and sensitive wetland communities was significant enough for EPA to place the installation on the NPL in May 1994. DoD and EPA signed a federal facility agreement (FFA) in 1999 to outline how they were going to proceed with cleanup. Formed in FY87, the installation converted its technical review committee responsible for communicating cleanup progress with the community into a Restoration Advisory Board in FY95. Portsmouth NSY developed a community relations plan, which was updated in FY97. To ensure continuous monitoring and improvement, the installation also completed a five-year review report for Operable Unit (OU) 3 in FY07.

To date, the installation determined that no further cleanup actions were necessary for SWMUs 12, 13, 16, and 23. The installation also has completed Records of Decision (RODs), which selected cleanup actions for three environmental restoration sites and OU 1. In FY02, the installation conducted an inventory of all sites suspected to contain munitions contamination for the Military Munitions Response Program (MMRP); one MMRP site was identified.

FY10 IRP Progress

Portsmouth NSY completed the feasibility study (FS) to evaluate cleanup alternatives, the proposed plan, and the ROD for OU 1. The installation also continued monitoring at Jamaica Island LF and the constructed wetlands. The installation also continued off-shore monitoring of the OU 4 area under the interim ROD.

Technical issues delayed completion of the interim cleanup of lead-contaminated soil and a remedial investigation (RI) at OU 2 (Sites 6 and 29).

FY10 MMRP Progress

Portsmouth NSY conducted no MMRP actions.

Plan of Action

Plan of action items for Portsmouth Naval Shipyard are grouped below according to program category.

IRP

- Complete an RI/FS at OU 2 (Sites 6 and 29) in FY11.
- Complete interim cleanup of lead-contaminated soil at OU 2 (Sites 6 and 29) in FY11.
- Begin RI at OU 8 (Site 31) in FY11.
- Begin interim removal action at Site 30 in FY11.
- Update community relations plan in FY11.
- Prepare second five-year review report in FY11-FY12.

MMRP

There are no MMRP actions scheduled for FY11 or FY12.

IRP Site Status



MMRP Site Status



FFID:	CO821382072500	Contaminants:	POLs, heavy metals, VOCs, pesticides, explosives, PCBs, UXO, SVOCs, propellants, BTEX	MMRP Sites (Final RIP/RC):	14 (FY2018)
Location (Size):	Pueblo, Colorado (23,121 acres)	Media Affected:	Groundwater, Surface Water, Sediment, Soil	Five-Year Review Status:	This installation is not required to complete a five-year review report.
Mission:	Store chemical munitions, plan for future closure.	Funding to Date:	\$ 146.8 million	IRP/MMRP Status Table:	Refer to page E-6-47
HRS Score:	N/A	Est. CTC (Comp Year):	\$ 88.9 million (FY2023)		
IAG Status:	N/A	IRP Sites (Final RIP/RC):	43 (FY2018)		

Introduction

Pueblo Chemical Depot (CD), formerly Pueblo Chemical Activity, stores chemical munitions. Contaminated sites include a landfill, open burning and detonation grounds, ordnance and explosives waste areas, lagoons, former building sites, oil-water separators, a TNT washout facility and discharge system, and hazardous waste storage units. Heavy metals, volatile organic compounds (VOCs), and explosives are the primary contaminants affecting soil and groundwater. In December 1988, the BRAC Commission recommended realignment of the installation. In FY94, the installation formed a BRAC cleanup team to develop a process for cleanup of sites at Pueblo CD. Also in FY94, the installation formed a Restoration Advisory Board (RAB) to discuss cleanup progress with the public. The community formed a local redevelopment authority, which prepared a land reuse plan. In FY96, the installation developed Team Pueblo to coordinate public involvement in restoration, reuse, closure. In FY99, RAB members approved the RAB charter.

In FY03, Pueblo CD conducted an inventory of sites suspected to contain munitions contamination for the Military Munitions Response Program (MMRP); MMRP sites were identified.

FY10 IRP Progress

Pueblo CD continued cleanup at Solid Waste Management Units (SWMUs) 14, 17, 28, 36 and 58. The installation received regulatory approval for no further cleanup action at SWMUs 49 and 50. Pueblo CD also completed work plans for corrective measure investigations at SWMUs 19 and 25, completed and submitted an investigation report for SWMU 38, and submitted a work plan for cleanup at SWMU 40 to the State for approval. Pueblo CD also finalized the justification for no further cleanup action for SWMU 35 and submitted it to the State for approval.

Regulatory issues delayed the submission of the justification for no further action for SWMU 21 to the State for approval.

FY10 MMRP Progress

Technical issues delayed the completion and submission of the supplemental RCRA facility investigation for SWMU 34.

Plan of Action

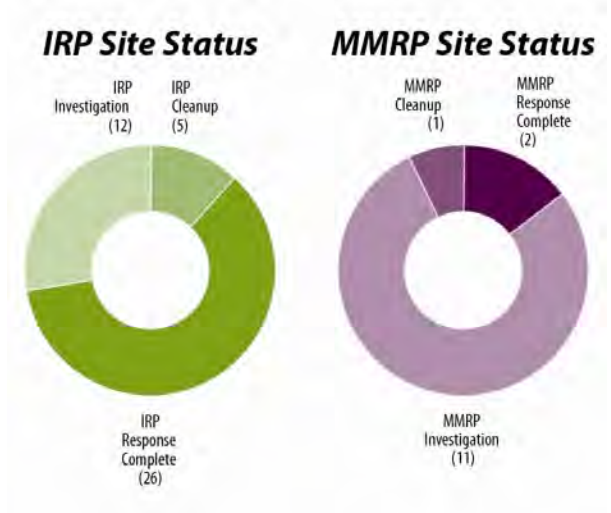
Plan of action items for Pueblo Chemical Depot are grouped below according to program category.

IRP

- Continue cleanup at SWMUs 14, 17, 28, 36 and 58 in FY11.
- Receive state approval for the work plan for cleanup at SWMU 25 and implement the remedy in FY11.
- Draft a justification for no further action for SWMUs 19 and 21 and submit for state approval in FY11.
- Submit the investigation report for SWMU 38 for state approval in FY11.
- Complete the investigation at SWMU 39 and submit the report for state approval in FY11.
- Complete work plan for cleanup at SWMUs 40 and 43 and submit for state approval in FY11.

MMRP

- Complete supplemental investigation at SWMUs 7 and 34 in FY11.



FFID:	WA017002341800, WA017002342600, WA017002726800	IAG Status:	IAG signed for Bremerton Naval Complex in 1998; IAG signed for Jackson Park Housing Complex in 2004	Funding to Date:	\$ 206.7 million
Location (Size):	Kitsap County, Washington (1,392 acres)	Contaminants:	Heavy metals, VOCs, POLs, solvents, construction debris, acids, silver nitrate, SVOCs, explosives, propellants	Est. CTC (Comp Year):	\$ 104.1 million (FY2042)
Mission:	Support ship logistics; work in construction and overhaul; provide housing and healthcare for active duty families	Media Affected:	Groundwater, Surface Water, Sediment, Soil	IRP Sites (Final RIP/RC):	36 (FY2016)
HRS Score:	50.00; placed on NPL in May 1994			MMRP Sites (Final RIP/RC):	3 (FY2017)
				Five-Year Review Status:	Completed and planned
				IRP/MMRP Status Table:	Refer to page E-6-176 and E-7-55

Introduction

Puget Sound Naval Shipyard (NSY) supports ship logistics, works in construction and overhaul, and provides housing and healthcare for active duty families. Naval Facilities Engineering Command Northwest manages all cleanup activities at Bremerton Naval Complex (BNC) and Jackson Park Housing Complex (JPHC). Most of BNC, which includes the Puget Sound NSY, is built on contaminated fill material. Initial assessment studies identified six sites for BNC and eight at JPHC. The main sources of contamination are past operations, such as cleaning and demilitarization of ordnance and ship construction, maintenance, and demolition. Metals and petroleum/oil/lubricants (POLs) are the primary contaminants. The potential risk to human health and the environment was significant enough for EPA to place the installation on the NPL in May 1994. DoD and EPA signed an interagency agreement (IAG) for BNC in 1998 to outline how they were going to proceed with cleanup; they signed an IAG for JPHC in 2004. Formed in FY91 and FY92 respectively, JPHC and BNC converted their technical review committees responsible for communicating cleanup progress with the community to Restoration Advisory Boards in FY94. To ensure continuous monitoring and improvement, the installation completed five-year review reports for BNC in FY02 and FY07, and for JPHC in FY05.

To date, BNC has completed Records of Decision (RODs) for Operable Units (OUs) A, BM (Marine), BT (Terrestrial), D, and Naval Supply Center, which selected cleanup actions for these sites. JPHC has completed a ROD for OU 1. Puget Sound NSY transferred approximately two acres of BNC OU D property to the City of Bremerton. In FY02, the installation conducted an inventory of sites suspected to contain munitions contamination for the Military Munitions Response Program (MMRP); MMRP sites were identified.

FY10 IRP Progress

Puget Sound NSY continued long-term monitoring and completed field work supporting a focused feasibility study (FS) to evaluate cleanup alternatives at JPHC OU 1. The installation also continued long-term monitoring at BNC OU BT and completed the fourth round of long-term monitoring at BNC OU BM. In addition, Puget Sound NSY completed an assessment of potential risks to human health from mercury at BNC OU BM. The cost of completing environmental restoration has changed significantly due to technical issues.

Regulatory issues delayed the second JPHC five-year review report.

FY10 MMRP Progress

Puget Sound NSY resolved the formal dispute for stipulated penalties at JPHC OU 3T. The installation also completed a Phase II remedial investigation (RI) and FS for JPHC OU 3T. In addition, Puget Sound NSY completed a draft RI/FS report for JPHC OU 3M and a draft FS and proposed plan (PP) for JPHC OU 2.

Regulatory issues delayed completion of the PP for JPHC OU 3T.

Plan of Action

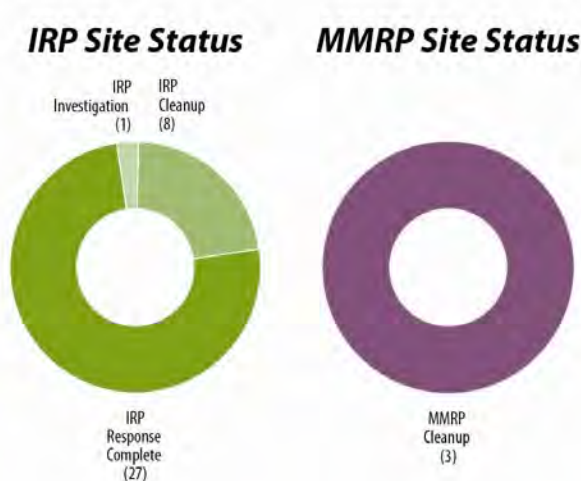
Plan of action items for Puget Sound Naval Shipyard are grouped below according to program category.

IRP

- Complete focused FS at JPHC OU 1 in FY11.
- Complete second JPHC five-year review report in FY11.
- Complete RI/FS and PP for JPHC OU 2 in FY11.
- Continue long-term monitoring at BNC OU BT in FY11.

MMRP

- Complete ROD and begin design and cleanup at JPHC OU 3T in FY11.
- Complete RI/FS and PP for JPHC OU 3M in FY11.
- Complete PP for JPHC OU 3T in FY11.



FFID:	TX621382073800	IAG Status:	N/A	IRP Sites (Final RIP/RC):	79 (FY2017)
Location (Size):	Texarkana, Texas (18,316 acres)	Contaminants:	Trichloroethylene (TCE), cadmium, chromium, lead, zinc, dichloroethane, dichloroethene, VOCs, SVOCs, metals	MMRP Sites (Final RIP/RC):	13 (FY2017)
Mission:	Conduct ground combat; air defense systems certification; equipment support services; munitions storage, renovation and demilitarization; defense logistic support	Media Affected:	Soil	Five-Year Review Status:	Planned
HRS Score:	N/A	Funding to Date:	\$ 49.0 million	IRP/MMRP Status Table:	Refer to page E-6-155
		Est. CTC (Comp Year):	\$ 60.3 million (FY2017)		

Introduction

Red River Army Depot (AD) conducts ground combat; air defense systems certification; equipment support services; munitions storage, renovation, and demilitarization; and defense logistic support. Areas of environmental concern at Red River AD include spill sites associated with previous industrial and disposal activities. Trichloroethylene (TCE) is the main contaminant affecting groundwater at the installation. In 1995, the BRAC Commission realigned Red River AD by moving the M113 vehicle mission to other depots. In 2005, the BRAC Commission further realigned Red River AD to close the munitions center and move the missile facilities. The installation retained its Tactical Wheeled Vehicle Programs, intern training, and rubber production missions. In FY95, the installation formed a BRAC cleanup team to develop a process for cleanup of sites. In FY96, the installation prepared a BRAC cleanup plan to prioritize sites requiring environmental restoration and updated it in FY01. In FY95, the community formed the Red River Redevelopment Authority. In FY96, Red River AD formed a Restoration Advisory Board to discuss cleanup progress with the the community.

To date, the installation has removed more than 2,000 cubic yards of contaminated sediment from the north and south stormwater drainage ditches in the Western Industrial Area. Red River AD also transferred 694 of the 797 acres of BRAC property to the Red River Redevelopment Authority. In FY03, Red River AD conducted an inventory of sites suspected to contain munitions contamination for the Military Munitions Response Program (MMRP) at the non-BRAC portion of this installation; MMRP sites were identified.

FY10 IRP Progress

Red River AD completed the response action plan for the Panther Creek barrier walls after receiving approval from the Texas Commission on Environmental Quality. The installation completed the remedial investigation (RI) of the Defense Reutilization and Marketing Office Scrap Yard. Red River AD also completed the draft finding of suitability for transfer for the X1 Sewer Treatment Plant. In addition, the installation completed fieldwork for investigations. Red River AD conducted groundwater monitoring at the open burn/open detonation grounds, chromate equalization lagoon, Ordnance Training Center Landfill (LF) and sludge drying beds in accordance with the compliance plan. The cost of completing environmental restoration has changed significantly due to technical issues and changes in estimating criteria.

FY10 MMRP Progress

Red River AD completed fieldwork for the RI and feasibility study (FS) to evaluate cleanup alternatives for five active sites and two BRAC 2005 sites.

Technical issues delayed completion of the draft RI/FS report for five active sites and two BRAC 2005 sites.

Plan of Action

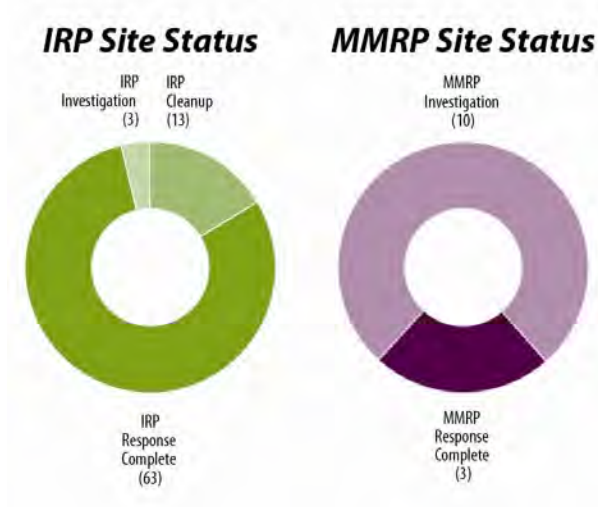
Plan of action items for Red River Army Depot are grouped below according to program category.

IRP

- Complete the reports for the investigations in FY11.
- Complete draft RI reports at four BRAC 2005 sites FY11.
- Conduct vacuum extraction of fuel-contaminated groundwater at Site 37 in FY11-FY12.
- Monitor performance of barrier protecting Panther Creek from solvent-contaminated groundwater in FY11-FY12.
- Conduct groundwater monitoring at the open burn/open detonation grounds, chromate equalization lagoon, Ordnance Training Center LF and sludge drying beds in FY11-FY12.

MMRP

- Complete draft RI/FS for five active sites and two BRAC 2005 sites in FY11.
- Complete RIs at the NW and SW Surveillance Function Test Ranges FY11.



FFID:	AL421382074200	IAG Status:	FFA under negotiation	IRP Sites (Final RIP/RC):	271 (FY2014)
Location (Size):	Huntsville, Alabama (38,300 acres)	Contaminants:	Heavy metals, solvents, MEC, perchlorate, CWM, pesticides, VOCs, SVOCs, PCBs, explosives, propellants, PAHs, BTEX	MMRP Sites (Final RIP/RC):	30 (FY2014)
Mission:	Serve as host to the Army Aviation and Missile Command, the Space and Missile Defense Command, Redstone Technical Test Center, and the Missile and Space Intelligence Center	Media Affected:	Groundwater, Surface Water, Sediment, Soil	Five-Year Review Status:	Planned
HRS Score:	33.40; placed on NPL in June 1994	Funding to Date:	\$ 241.9 million	IRP/MMRP Status Table:	Refer to page E-6-1
		Est. CTC (Comp Year):	\$ 50.5 million (FY2025)		

Introduction

Past operations at Redstone Arsenal included production, receipt and shipment, storage, demilitarization, and disposal of chemical and high-explosive munitions. Industrial firms also produced commercial chemicals and pesticides at the installation. Redstone Arsenal currently conducts military training, research and development; manages procurement; and supports the Army's aviation and missile weapons systems. Site types include past disposal sites, landfills, open burning and open detonation areas, chemical munitions disposal sites, and releases from rocket motor production processes. Primary contaminants of concern are heavy metals, solvents, chemical weapon materials, munitions and explosives of concern, and pesticides. The potential risk to human health and the environment was significant enough for EPA to place the installation on the NPL in June 1994. DoD and EPA are currently negotiating a federal facility agreement (FFA) to outline how they will proceed with cleanup. In FY94, Redstone Arsenal formed a technical review committee to discuss cleanup progress with the community. In FY05, the BRAC Commission recommended Redstone Arsenal for realignment.

Sites at Redstone Arsenal are grouped into groundwater operable units (OUs) and surface media OUs. To date, the installation has closed 21 sites and completed 10 Records of Decision (RODs), selecting cleanup actions at 13 sites. Redstone Arsenal has also signed one interim ROD for groundwater land use controls (LUCs), which restrict the use of and access to sites.

FY10 IRP Progress

Redstone Arsenal began removal actions to address soil at sites 097 and 138M to support future facility construction, and began removal actions at Sites 122 and 183. The installation began preparing site inspection (SI) and remedial investigation (RI) work plans for 56 sites, began SIs at 37 sites, and began RIs at 33 sites. The installation also began drafting five feasibility study (FS) reports to evaluate cleanup alternatives. Redstone Arsenal finalized SI reports and obtained approval for Sites 271 and 197, and finalized SI workplans for Sites 255 and C. The installation completed a final closure report for site 057, and a decision document (DD) at Site 197. The cost of completing environmental restoration has changed significantly due to technical issues.

Redstone Arsenal submitted a request for interest in forming a RAB, but there was not enough community interest.

FY10 MMRP Progress

Redstone Arsenal employed an Explosive Detonation System to destroy 15 munitions recovered and stored at the installation, and began an RI/FS to evaluate cleanup alternatives at RSA-141, RSA-072, RSA-278, and MSFC-003.

Plan of Action

Plan of action items for Redstone Arsenal are grouped below according to program category.

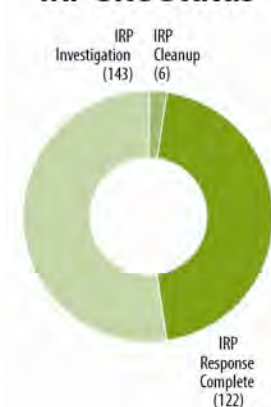
IRP

- Complete 18 FSs, 20 proposed plans (PPs), 25 RIs, and 13 SIs in FY11.
- Complete a cleanup closure report, 10 LUC plans, and 11 cleanup work plans in FY11.
- Complete 11 DDs and 15 RODs in FY11.
- Continue removal actions to address soil at Sites 097 and 138M to support future facility construction in FY11-FY12.
- Continue removal actions at Sites 122 and 183 in FY11-FY12.
- Continue SIs at 37 sites and RIs at 33 sites in FY11-FY12.
- Continue preparing SI and RI workplans for 56 sites, and the five draft FSs in FY11-FY12.

MMRP

- Complete three RIs, two FSs, and two PPs in FY11.

IRP Site Status



MMRP Site Status



FFID:	TX657152409100	Media Affected:	Groundwater, Surface Water, Soil	IRP/MMRP Status Table:	Refer to page E-7-49
Location (Size):	Lubbock, Texas (2,987 acres)	Funding to Date:	\$ 128.0 million		
Mission:	Conducted pilot training	Est. CTC (Comp Year):	\$ 2.1 million (FY2014)		
HRS Score:	N/A	IRP Sites (Final RIP/RC):	18 (FY2006)		
IAG Status:	FFA signed in 1987 and terminated in June 1999	MMRP Sites (Final RIP/RC):	3 (FY2000)		
Contaminants:	VOCs, POLs, metals, pesticides, herbicides, TCE, SVOCs	Five-Year Review Status:	Completed and planned		

Introduction

Reese Air Force Base (AFB) formerly supported pilot training and related activities. Sites identified at the installation include landfills, surface impoundments, underground storage tanks, sludge spreading areas, industrial drain lines, and fire training areas. DoD and EPA signed a federal facility agreement (FFA) in 1987 to outline how they were going to proceed with cleanup, the FFA terminated in June 1999. The 1995 BRAC Commission recommended closure of Reese AFB, and the installation closed in September 1997. In FY96, the installation formed a BRAC cleanup team to develop a process for cleanup of sites. Reese AFB formed a Restoration Advisory Board (RAB) in FY95 to discuss the installation's cleanup progress with the community; the RAB adjourned in FY10. To ensure continuous monitoring and improvement, Reese AFB completed a five-year review report in FY06.

To date, the installation has transferred all property. In FY06, Reese AFB determined that no further construction of cleanup systems was required. In FY04, the installation conducted an inventory of sites suspected to contain munitions contamination for the Military Munitions Response Program (MMRP); MMRP sites were identified. Reese AFB closed all MMRP sites in FY07.

FY10 IRP Progress

Reese AFB continued the enhanced groundwater cleanup action. The installation also continued compliance with the RCRA Order and continued landfill maintenance and monitoring.

Reese AFB formally adjourned the RAB.

FY10 MMRP Progress

The installation conducted no MMRP actions.

Plan of Action


Plan of action items for Reese Air Force Base are grouped below according to program category.

IRP

- Prepare a five-year review report in FY11.
- Continue enhanced groundwater cleanup action in FY11-FY12.
- Continue compliance with the RCRA Order in FY11-FY12.
- Continue landfill maintenance and monitoring in FY11-FY12.

MMRP

There are no MMRP actions scheduled for FY11 or FY12.



FFID:	MO757002429200	Media Affected:	Groundwater, Surface Water, Sediment, Soil	IRP/MMRP Status Table:	Refer to page E-7-32
Location (Size):	Kansas City, Missouri (429 acres)	Funding to Date:	\$ 12.1 million		
Mission:	Supported fighter and attack aircraft operations	Est. CTC (Comp Year):	\$ 3.0 million (FY2999)		
HRS Score:	N/A	IRP Sites (Final RIP/RC):	12 (FY2004)		
IAG Status:	N/A	MMRP Sites (Final RIP/RC):	None		
Contaminants:	POLs, PAHs, PCBs, VOCs, heavy metals, SVOCs, explosives, propellants	Five-Year Review Status:	Completed and planned		

Introduction

Richards-Gebaur Air Reserve Station (ARS) formerly supported fighter and attack aircraft operations. Site types identified at the installation include a fire training area, vehicle maintenance areas, hazardous waste drum storage areas, fuel storage areas, and underground storage tanks. In July 1991, the BRAC Commission recommended closure of Richards-Gebaur ARS. The installation closed in September 1994. In FY94, Richards-Gebaur ARS formed a Restoration Advisory Board (RAB) to discuss the installation's cleanup progress with the community. The installation updated the community relations plan to indicate the status of cleanup efforts and identify ongoing opportunities for community involvement, the RAB adjourned in FY04. To ensure continuous monitoring and improvement, Richards-Gebaur ARS completed a five-year review report in FY07.

To date, Richards-Gebaur ARS has completed Decision Documents for three sites, which determined that no further cleanup actions were necessary. Richards-Gebaur ARS has signed Records of Decision selecting cleanup actions for Operable Units 1 and 2. The installation has transferred all property to the local communities (which are the cities of Kansas City and Belton) or assigned to the Navy and the Army. In FY06, the installation transferred environmental responsibility for Spill Sites 003 and 009 to the Navy. In FY04, Richards-Gebaur ARS conducted an inventory of sites suspected to contain munitions contamination for the Military Munitions Restoration Program (MMRP); no MMRP sites were identified.

FY10 IRP Progress

Richards-Gebaur ARS conducted annual groundwater monitoring and land use controls (LUC), which restrict the use of or access to sites, and institutional control (IC) inspections at four sites in FY10.

Technical and administrative issues delayed the five-year review report.

FY10 MMRP Progress

Richards-Gebaur ARS has identified no MMRP sites.

Plan of Action

Plan of action items for Richards-Gebaur Air Reserve Station are grouped below according to program category.

IRP

- Continue groundwater monitoring and LUC/IC inspections at four sites in FY11.
- Award a nine-year, multi-base performance-based contract in FY11.
- Complete the five-year review report in FY11.

MMRP

There are no MMRP actions scheduled for FY11 or FY12.

IRP Site Status



FFID:	OH557002454400	Contaminants:	Pesticides, paints, POLs, solvents, heavy metals, VOCs, SVOCs, explosives, propellants	Five-Year Review Status:	Completed and planned
Location (Size):	Columbus, Ohio (2,076 acres)	Media Affected:	Groundwater, Surface Water, Sediment, Soil	IRP/MMRP Status Table:	Refer to page E-7-43
Mission:	Supported fighter, tanker, and cargo aircraft operations	Funding to Date:	\$ 26.9 million		
HRS Score:	50.00; proposed for NPL in January 1994	Est. CTC (Comp Year):	\$ 7.9 million (FY2036)		
IAG Status:	N/A	IRP Sites (Final RIP/RC):	45 (FY2001)		
		MMRP Sites (Final RIP/RC):	None		

Introduction

Rickenbacker Air National Guard Base (ANGB) formerly supported aircraft operations. The installation has identified groundwater sites contaminated with metals, pesticides, and volatile organic compounds (VOCs). The potential risk to human health and the environment was significant enough for EPA to propose placing the installation on the NPL in January 1994. The 1991 BRAC Commission recommended closure of Rickenbacker ANGB. The 1993 BRAC Commission recommended realignment rather than base closure, and the installation was realigned in September 1994. The installation has formed a BRAC cleanup team to develop a process for cleanup of sites. The installation also formed a Restoration Advisory Board in FY94 to discuss cleanup progress with the community. To ensure continuous monitoring and improvement, the installation completed a five-year review report in FY08.

To date, Rickenbacker ANGB has signed two Records of Decision, which selected cleanup actions at nine environmental restoration sites. The installation has also signed documents determining no further cleanup action is necessary at three areas of concern and 16 sites suspected to contain contamination for the Installation Restoration Program (IRP). Seven other IRP sites have been closed with regulatory concurrence. The installation has transferred over 1,700 acres to the local redevelopment authority. In FY04, Rickenbacker ANGB conducted an inventory of sites suspected to contain contamination for the Military Munitions Response Program (MMRP); no MMRP sites were identified.

FY10 IRP Progress

Rickenbacker ANGB continued groundwater monitoring at Sites 1, 21, 41, and 42. The installation also updated the administrative record.

The BRAC cleanup team met twice.

FY10 MMRP Progress

Rickenbacker ANGB has no identified MMRP sites.

Plan of Action

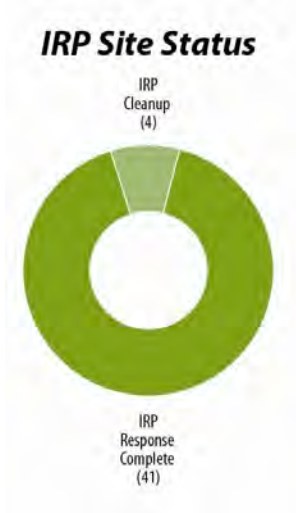
Plan of action items for Rickenbacker Air National Guard Base are grouped below according to program category.

IRP

- Continue groundwater monitoring at Sites 1, 21, 41, and 42 in FY11.
- Perform a groundwater and soil delineation investigation at Site 1 in FY11.
- Update the land use control management plan, which restrict the use of or access to sites in FY11.

MMRP

There are no MMRP actions scheduled for FY11 or FY12.



FFID:	CA921382075900	Media Affected:	Groundwater and Soil	IRP/MMRP Status Table:	Refer to page E-7-7
Location (Size):	Riverbank, California (172 acres)	Funding to Date:	\$ 58.8 million		
Mission:	Manufacture grenades, projectiles, and steel cartridge casings	Est. CTC (Comp Year):	\$ 1.4 million (FY1998)		
HRS Score:	63.94; placed on NPL in February 1990	IRP Sites (Final RIP/RC):	12 (FY1998)		
IAG Status:	IAG signed in April 1990	MMRP Sites (Final RIP/RC):	1 (FY2008)		
Contaminants:	Chromium, cyanide, zinc, PCBs	Five-Year Review Status:	Completed and underway		

Introduction

In 1942, the Army constructed the Riverbank Army Ammunition Plant (AAP) as an aluminum reduction plant to supply military requirements. Since 1951, the installation has manufactured brass and steel cartridge cases for the Army and the Navy. Other manufactured products include grenades and projectiles, which the Army ships to other ammunition plants for loading operations. Contaminated sites include an industrial wastewater treatment plant, an abandoned landfill, and four evaporation and percolation ponds located north of the plant near the Stanislaus River. The potential risk to human health and the environment was significant enough for EPA to place the installation on the NPL in February 1990. DoD and EPA signed an interagency agreement (IAG) in April 1990 to outline how they were going to proceed with cleanup. In 2005, the BRAC Commission recommended Riverbank AAP for closure. Riverbank AAP formed a technical review committee in FY94 to discuss the installation's cleanup progress with the community. To ensure continuous monitoring and improvement, Riverbank AAP completed five-year review reports in FY01 and FY06.

To date, the installation has completed one Record of Decision (ROD), which selected cleanup actions for all sites. In FY03, Riverbank AAP conducted an inventory of sites suspected to contain munitions contamination for the Military Munitions Response Program (MMRP); one MMRP site was identified.

FY10 IRP Progress

Riverbank AAP investigated polychlorinated biphenyl (PCB) contamination resulting from asbestos-protected metal siding.

FY10 MMRP Progress

Riverbank AAP conducted no MMRP actions.

Plan of Action

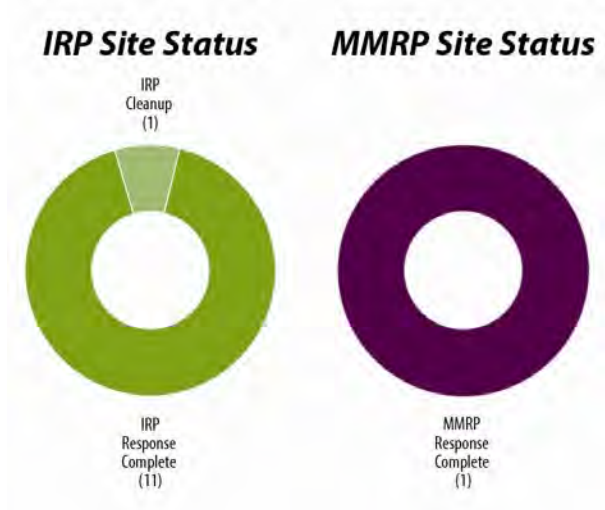
Plan of action items for Riverbank Army Ammunition Plant are grouped below according to program category.

IRP

- Submit revised explanations for significant differences with the RODs for institutional controls and treatment in FY11.
- Conduct cleanup with ferrous iron treatment in FY11-FY12.

MMRP

There are no MMRP actions scheduled for FY11 or FY12.



FFID:	GA457172433000	Contaminants:	VOCs, paint strippers and thinners, paints, solvents, phosphoric and chromic acids, cyanide, carbon, oils, TCE	MMRP Sites (Final RIP/RC):	None
Location (Size):	Houston County, Georgia (8,855 acres)	Media Affected:	Groundwater, Surface Water, Sediment, Soil	Five-Year Review Status:	Completed and planned
Mission:	Provide logistics support for aircraft	Funding to Date:	\$ 194.8 million	IRP/MMRP Status Table:	Refer to page E-6-61
HRS Score:	51.66; placed on NPL in July 1987	Est. CTC (Comp Year):	\$ 108.6 million (FY2028)		
IAG Status:	FFA signed in June 1989	IRP Sites (Final RIP/RC):	48 (FY2005)		

Introduction

The mission of Robins Air Force Base (AFB) is to provide logistics support for aircraft. Primary contaminants at the installation include trichloroethylene (TCE) and tetrachloroethane in soil and groundwater. The potential risk to human health and the environment was significant enough for EPA to place the installation on the NPL in July 1987. DoD and EPA signed a federal facility agreement (FFA) in June 1989 to outline how they were going to proceed with cleanup. The Robins AFB NPL site designation consists of landfill 004 and an adjacent sludge lagoon (Waste Pile site 14) and is divided into three operable units (OUs): source control (OU 1), wetlands (OU 2), and groundwater (OU 3). In August 2003, OU 2 was removed from the NPL designation and is addressed under RCRA. In 2005, the BRAC Commission recommended Robins AFB for realignment. The installation formed a Restoration Advisory Board to discuss cleanup progress with the community. To ensure continuous monitoring and improvement, Robins AFB completed five-year review reports in FY01 and FY06.

To date, the installation has signed one Record of Decision, which selected cleanup actions for OUs 1 and 3.

FY10 IRP Progress

Robins AFB continued operations and maintenance (O&M) activities at eight sites and maintained land use controls (LUCs), which restrict use of or access to four sites. Robins AFB began installation-level partnering with state regulators.

The RAB continued to meet quarterly to discuss ongoing partnering efforts with the Georgia Environmental Protection Department.

FY10 MMRP Progress

The Air Force is reviewing its inventory of sites known or suspected of containing munitions for the MMRP.

Plan of Action

Plan of action items for Robins Air Force Base are grouped below according to program category.

IRP

- Continue O&M activities at eight sites in FY11.
- Maintain LUCs at four sites in FY11.
- Complete the five-year review report for the NPL site in FY11.

MMRP

There are no MMRP actions scheduled for FY11 or FY12.



FFID:	CO821382076900	Contaminants:	Pesticides, chemical agents, VOCs, chlorinated organics, PCBs, UXO, heavy metals, solvents, SVOCs	MMRP Sites (Final RIP/RC):	None
Location (Size):	Adams County, Colorado (17,228 acres)	Media Affected:	Groundwater and Soil	Five-Year Review Status:	Completed and underway
Mission:	Manufactured and stored chemical munitions	Funding to Date:	\$ 1,773.8 million	IRP/MMRP Status Table:	Refer to page E-6-48
HRS Score:	58.15; placed on NPL in July 1987	Est. CTC (Comp Year):	\$ 170.4 million (FY2040)		
IAG Status:	IAG and FFA signed in FY89	IRP Sites (Final RIP/RC):	213 (FY2011)		

Introduction

Rocky Mountain Arsenal (RMA) operated chemical munitions production and destruction facilities from 1942 until 1982. Contaminated sites have included liquid waste in unlined and lined basins, open burning and detonations areas, and structures and trenches that received both liquid and solid wastes. Primary contaminants of concern are compounds used for chemical weapons materiel production and pesticides. The potential risk to human health and the environment was significant enough for EPA to place the installation on the NPL in July 1987. DoD and EPA signed an interagency agreement (IAG) and a federal facility agreement (FFA) in FY89 to outline how they were going to proceed with cleanup. In 1994, RMA converted its technical review committee responsible for communicating cleanup progress with the community into a Restoration Advisory Board. To ensure continuous monitoring and improvement, the installation completed five-year review reports in FY01 and FY08.

To date, RMA has transferred 15,743 acres. EPA delisted 15,906 acres from the NPL between FY03 and FY10. In FY96, RMA and regulators signed Records of Decisions (RODs) selecting cleanup actions for both operable units at the installation. RMA completed an inventory of all sites suspected to contain munitions contamination for the Military Munitions Response Program (MMRP); no MMRP sites were identified.

FY10 IRP Progress

RMA transferred 2,500 acres of land to the U.S. Fish and Wildlife Service and began its third five-year review report. The installation completed the construction of engineering controls at Basin A, Lime Basins, South Plants Balance of Areas Phase II, Complex Army Disposal Trenches, Shell Disposal Trenches, and Basin F/Basin F Exterior. In addition, RMA demolished the CERCLA wastewater treatment plant, the last of more than 750 structures identified for demolition. The cost of completing environmental restoration has changed significantly due to technical issues.

FY10 MMRP Progress

RMA has identified no MMRP sites.

Plan of Action

Plan of action items for Rocky Mountain Arsenal are grouped below according to program category.

IRP

- Award the long-term operations and maintenance contract to manage the landfill caps, cover systems, and groundwater treatment systems in FY11.
- Complete the third five-year review report in FY11.
- Complete the Construction Completion Reports for Basin A, Lime Basins, South Plants Balance of Areas Phase II, Complex Army Disposal Trenches, Shell Disposal Trenches, the Enhanced Hazardous Waste Landfill, and Basin F/Basin F Exterior in FY11.
- Continue to operate the groundwater treatment systems in FY11-FY12.

MMRP

There are no MMRP actions scheduled for FY11 or FY12.

IRP Site Status



FFID:	CA921382078000	Contaminants:	Oil and grease, cyanide, metals, solvents, metal plating wastes, wastewater containing caustics	Five-Year Review Status:	Completed and planned
Location (Size):	Sacramento, California (485 acres)	Media Affected:	Groundwater and Soil	IRP/MMRP Status Table:	Refer to page E-7-7
Mission:	Repaired and maintained communications and electronic equipment	Funding to Date:	\$ 69.2 million		
HRS Score:	44.46; placed on NPL in July 1987	Est. CTC (Comp Year):	\$ 3.4 million (FY2017)		
IAG Status:	IAG signed in September 1988	IRP Sites (Final RIP/RC):	16 (FY1997)		
		MMRP Sites (Final RIP/RC):	None		

Introduction

Sacramento Army Depot (AD) provided support for communications and electronic equipment when in operation. The potential risk to human health and the environment was significant enough for EPA to place the installation on the NPL in July 1987. In FY88, DoD and EPA signed an interagency agreement (IAG) to outline how they were going to proceed with cleanup. In 1991, the BRAC Commission recommended closure of Sacramento AD, and the installation closed in March 1995. In FY93, the installation completed a BRAC cleanup plan to prioritize sites requiring environmental restoration. The installation formed a Restoration Advisory Board (RAB) in FY94 to discuss its cleanup progress with the community. To ensure continuous monitoring and improvement, the installation completed five-year review reports in FY01 and FY08.

To date, Sacramento AD has transferred all acreage. Sacramento AD divided its contaminated sites into four operable units (OUs). In FY92, the installation signed Records of Decision (RODs), which selected cleanup actions for all four OUs. Sacramento AD signed a ROD selecting cleanup actions for the entire installation in FY95. The installation conducted an inventory of sites suspected to contain munitions contamination for the Military Munitions Response Program (MMRP); no MMRP sites were identified.

FY10 IRP Progress

Sacramento AD gathered data for inclusion in a future bioremediation pilot study and feasibility study (FS) to evaluate cleanup alternatives. The installation finalized the Berry Avenue extraction system work plan and continued groundwater monitoring and extraction. Moreover, Sacramento AD installed and began operating the Berry Avenue extraction system and soil vapor extraction pilot system.

FY10 MMRP Progress

Sacramento AD has identified no MMRP sites.

Plan of Action

Plan of action items for Sacramento Army Depot are grouped below according to program category.

IRP

- Complete fact sheet to update the RAB on decisions, regulatory drivers and Army responsibilities influencing site cleanup in FY11.
- Complete easements on all properties associated with off-site monitoring and extraction wells in FY11.
- Continue soil vapor extraction pilot study and begin integrating findings into an FS for possible future actions in FY11-FY12.
- Continue groundwater extraction and monitoring and evaluate the efficiency of the Berry Avenue extraction system in FY11-FY12.

MMRP

There are no MMRP actions scheduled for FY11 or FY12.



FFID:	CA917002320200	Contaminants:	Pesticides, solvents, POLs, paints, VOCs, SVOCs, metals, radioactive materials	Five-Year Review Status:	This installation is not required to complete a five-year review report.
Location (Size):	San Diego, California (541 acres)	Media Affected:	Groundwater, Surface Water, Sediment, Soil	IRP/MMRP Status Table:	Refer to page E-7-8
Mission:	Provided recruit training for enlisted personnel and specialized training for officers and enlisted personnel	Funding to Date:	\$ 37.2 million		
HRS Score:	N/A	Est. CTC (Comp Year):	\$ 7.2 million (FY2015)		
IAG Status:	N/A	IRP Sites (Final RIP/RC):	10 (FY2014)		
		MMRP Sites (Final RIP/RC):	None		

Introduction

Prior to its closure, San Diego Naval Training Center (NTC) provided recruit training for enlisted personnel and specialized training for officers and enlisted personnel. Sites include a landfill and petroleum-contaminated areas. In July 1993, the BRAC Commission recommended closure of San Diego NTC and relocation of personnel, equipment, and mission support to other naval training centers. The installation closed in April 1997. Certain installation facilities and activities continued to support other Navy operations in the San Diego area. In FY99, the installation updated its BRAC cleanup plan with community input to prioritize sites requiring environmental restoration. The installation also developed a community relations plan in FY92, which was updated in FY95. In FY94, San Diego NTC established a Restoration Advisory Board (RAB) to discuss the installation's cleanup progress with the community, and an information repository, containing the most current documents of the administrative record. The installation deactivated the RAB in 2004, but reestablished it in FY07.

To date, the installation has signed one Record of Decision which selected cleanup actions for environmental restoration sites. In FY02, the installation conducted an inventory of all sites suspected to contain munitions contamination for the Military Munitions Response Program (MMRP); no MMRP sites were identified.

FY10 IRP Progress

San Diego NTC met with regulators to discuss issues associated with the evaluation and cleanup of the Boat Channel (Site 12).

FY10 MMRP Progress

San Diego NTC has identified no MMRP sites.

Plan of Action

Plan of action items for San Diego Naval Training Center are grouped below according to program category.

IRP

- Resolve issues with regulators regarding cleanup and finalize the feasibility study to evaluate cleanup alternatives for Site 12 in FY11.
- Begin the proposed plan for Site 12 in FY11.

MMRP

There are no MMRP actions scheduled for FY11 or FY12.



FFID:	IL59799F217200	Contaminants:	Organic solvents, inorganic compounds, PAHs, PCBs, munitions, heavy metals, VOCs, explosives, SVOCs, propellants	MMRP Sites (Final RIP/RC):	1 (FY2003)
Location (Size):	Carterville, Illinois (43,000 acres)	Media Affected:	Groundwater, Sediment, Soil	Five-Year Review Status:	Completed and planned
Mission:	Manufactured and loaded ordnance for shipping	Funding to Date:	\$ 11.4 million	IRP/MMRP Status Table:	Refer to page E-8-21
HRS Score:	43.70; placed on NPL in July 1987	Est. CTC (Comp Year):	\$ 1.8 million (FY2004)		
IAG Status:	IAG signed in September 1991	IRP Sites (Final RIP/RC):	4 (FY2004)		

Introduction

The former Illinois Ordnance Plant, which operated from 1942 to 1945, is located on the eastern portion of the U.S. Fish and Wildlife Service's (FWS's) Crab Orchard National Wildlife Refuge. The ordnance plant served as a manufacturing and loading site for high-explosive shells, bombs, and other weapons components. The potential risk to human health and the environment was significant enough for EPA to place the property on the NPL in July 1987. DoD and EPA signed an interagency agreement (IAG) in September 1991, to outline how they were going to proceed with cleanup. The FWS established a technical working group in FY00 consisting of FWS, EPA, Illinois EPA, and the U.S. Army Corps of Engineers (USACE). To ensure continuous monitoring and improvement, USACE completed a five-year review report in FY07.

The installation initially identified 33 areas that required further investigation. The Army grouped these areas into four operable units (OUs): the Polychlorinated Biphenyls (PCBs) OU, the Metals OU, the Miscellaneous Area OU, and the Explosives and Munitions Manufacturing Area OU.

FY10 IRP Progress

USACE completed revisions to the plan for potentially new investigations; no new investigations are planned at this time. USACE attended both technical working group meetings. This is the last narrative for this property, as cleanup is complete at all sites.

Administrative issues delayed completion of the potentially responsible parties (PRPs) inventory project report.

FY10 MMRP Progress

Administrative issues delayed completion of the Military Munitions Response Program (MMRP) realignment process and MMRP project revision.

Plan of Action


Plan of action items for Sangamo Electric Dump/Crab Orchard National Wildlife Refuge are grouped below according to program category.

IRP

- Complete PRPs inventory project report in FY11.

MMRP

- Update long-term management sampling plan in FY11.
- Complete MMRP realignment process and MMRP project revision in FY11.



FFID:	IL521382080300	Contaminants:	Explosives, metals, solvents, POLs, VOCs, SVOCs, propellants, BTEX, radioactive materials, PCBs	MMRP Sites (Final RIP/RC):	15 (FY2018)
Location (Size):	Savanna, Illinois (13,062 acres)	Media Affected:	Groundwater, Surface Water, Sediment, Soil	Five-Year Review Status:	This installation is not required to complete a five-year review report.
Mission:	Receive, store, and demilitarize ammunition; manufacture ammunition-specific equipment	Funding to Date:	\$ 121.1 million	IRP/MMRP Status Table:	Refer to page E-6-77
HRS Score:	42.20; placed on NPL in March 1989	Est. CTC (Comp Year):	\$ 84.0 million (FY2046)		
IAG Status:	IAG signed in FY1989	IRP Sites (Final RIP/RC):	127 (FY2018)		

Introduction

Savanna Army Depot (AD) began operation in 1917 as the Savanna Proving Grounds. During the 1920s, the mission changed to include storage, receipt, issuance, demilitarization, and renovation of ammunition. Contaminated areas include landfills; the open burning and open detonation ground; the fire training area; and ammunition load, assemble, and pack facilities. The potential risk to human health and the environment was significant enough for EPA to place the installation on the NPL in March 1989. DoD and EPA signed an interagency agreement (IAG) in FY89 to outline how they were going to proceed with cleanup. In July 1995, the BRAC Commission recommended closure of the Savanna Depot Activity and relocation of the Army Defense Ammunition Center and School to McAlester Army Ammunition Plant in Oklahoma. In FY96, Savanna AD formed a BRAC cleanup team to develop a process for cleanup of sites. In FY97, the installation completed a BRAC cleanup plan to prioritize sites requiring environmental restoration, and updated it in FY04, FY05, and FY08. In FY96, Savanna AD formed a Restoration Advisory Board (RAB) to discuss the installation’s cleanup progress with the community.

To date, Savanna AD and regulators have signed three Records of Decision (ROD), which selected cleanup actions at sites and recommended no cleanup actions at one site. The installation has also transferred approximately 4,507 acres of land. The installation conducted an inventory of sites suspected to contain munitions contamination for the Military Munitions Response Program (MMRP); MMRP sites were identified.

FY10 IRP Progress

Savanna AD signed RODs for Sites 111 and 192, which selected cleanup actions for these sites. The installation also signed a No Further Action ROD for Site 44, determining that no further cleanup actions were necessary. The installation started cleanup fieldwork at Sites 111, 192, and 226 (J-609 Open Burn Area), and began the work plan for the removal actions at the Cosmoline Burial Pit. The cost of completing environmental restoration has changed significantly due to technical issues and changes in estimating criteria.

Regulatory issues delayed the transfer of U.S. Fish and Wildlife

Service Parcels 8C and 9. Regulatory issues also delayed the transfer of Local Redevelopment Authority (LRA) Parcel 14. The Sewage Treatment Plant Parcel is no longer a priority with the LRA.

The Savanna AD RAB met six times and discussed cleanup projects, property transfers, and the efforts of the LRA and U.S. Fish and Wildlife Service. The BRAC Cleanup Team, which includes representatives from the Army, EPA, and Illinois EPA, conducted monthly partnering phone conferences to prioritize sites requiring environmental restoration.

FY10 MMRP Progress

Savanna AD completed munitions and explosives of concern (MEC) investigations at the Site 29 90-mm Case Test Area and the Site 50 open burning and open detonation (OB/OD) Area.

Plan of Action


Plan of action items for Savanna Army Depot are grouped below according to program category.

IRP

- Complete cleanup fieldwork at Sites 32 and 85 (bullet removal), 36 (Imhoff Tanks), 111, 122 (septic system closure), 192, 224 (Cosmoline Pit), and A-Area Det Pit asbestos in FY11.

MMRP

- Complete the remedial investigation at the Site 50 OB/OD Area in FY11.
- Complete small arms ammunition removal at Site 223 in FY11-FY12.
- Resolve the land use control and MEC issues at LRA Parcel 14 in FY11-FY12.



FFID:	NY221382083000	Contaminants:	Heavy metals, radioactive isotopes, petroleum hydrocarbons, VOCs, SVOCs, chlorinated solvents, radioactive materials	MMRP Sites (Final RIP/RC):	13 (FY2013)
Location (Size):	Romulus, New York (10,594 acres)	Media Affected:	Groundwater, Sediment, Soil	Five-Year Review Status:	Planned
Mission:	Received, stored, distributed, maintained, and demilitarized conventional ammunition, explosives, and special weapons	Funding to Date:	\$ 105.5 million	IRP/MMRP Status Table:	Refer to page E-7-39
HRS Score:	37.30; placed on NPL in August 1990	Est. CTC (Comp Year):	\$ 5.7 million (FY2022)		
IAG Status:	FFA signed in January 1993	IRP Sites (Final RIP/RC):	72 (FY2011)		

Introduction

During its operation, Seneca Army Depot (AD) stored munitions and supplies, and distributed them to the Army. The installation's operations included demilitarization and disposal of munitions and explosives of concern. Environmental studies identified the following sites or site types: an open burning ground, an ash landfill, other landfills, low-level radioactive waste burial grounds, underground storage tanks, spill areas, fire training areas, and munitions disposal areas. The potential risk to human health and the environment was significant enough for EPA to place the installation on the NPL in August 1990. DoD and EPA signed a federal facility agreement (FFA) in January 1993 to outline how they were going to proceed with cleanup. In July 1995, the BRAC Commission recommended closing Seneca AD, except for an enclave to store hazardous materials and ores. In FY96, the installation established a BRAC cleanup team to develop a process for cleanup at Seneca AD. In September 2000, the installation closed. In FY96, the installation converted its technical review committee responsible for communicating cleanup progress with the community into a Restoration Advisory Board. The community formed a local reuse authority and began developing a land reuse plan.

To date, Seneca AD has transferred 9,808 acres, including 6,981 acres of Military Munitions Response Program (MMRP) sites. The installation has signed 14 Records of Decision (RODs), selecting cleanup actions at 65 areas of concern. The installation also has signed a ROD requiring no further cleanup actions at 22 sites. In FY03, Seneca AD completed an inventory of all sites suspected to contain munitions contamination for the MMRP; MMRP sites were identified.

FY10 IRP Progress

Seneca AD performed annual monitoring of land use controls (LUCs), which restrict the use of and access to the Industrial Area. The installation also performed cleanup actions at Sites 6 and 25. Additionally, the installation completed cleanup actions at Sites 12 and 70 and closed Sites 11, 24, 48 and 59.

Regulatory issues delayed completion of the ROD for Site 12.

FY10 MMRP Progress

Seneca AD began the removal action at Site 6R and continued long-term management at Site 1R.

Regulatory issues delayed completion of the ROD for Sites 2R, 3R and 7R.

Plan of Action

Plan of action items for Seneca Army Depot are grouped below according to program category.

IRP

- Complete the five-year review report in FY11.
- Complete ROD for Site 12 in FY11.
- Monitor the LUC restrictions at the Industrial Area in FY11-FY12.
- Complete the transfer of property found suitable to transfer in FY11-FY12.
- Continue to monitor the cleanup at Sites 6 and 25 in FY11-FY12.

MMRP

- Complete ROD at Sites 2R, 3R and 7R in FY11.
- Continue removal actions at Site 6R in FY11-FY12.
- Complete transfer of sites found suitable to transfer in FY11-FY12.

IRP Site Status



MMRP Site Status



FFID:	CA921382084300	HRS Score:	N/A	IRP Sites (Final RIP/RC):	48 (FY2012)
Location (Size):	Herlong, California (37,977 acres)	IAG Status:	FFA signed in May 1991	MMRP Sites (Final RIP/RC):	16 (FY2018)
Mission:	Provide world-wide expeditionary logistics support for the defenders of our Nation through: Long-term Storage, Maintenance, Care of Supplies in Storage Reset, and Container management, while embracing the Army values	Contaminants:	Petroleum products, solvents, explosives, metals, VOCs, TCE	Five-Year Review Status:	Completed and planned
		Media Affected:	Groundwater, Sediment, Soil	IRP/MMRP Status Table:	Refer to page E-6-22
		Funding to Date:	\$ 96.7 million		
		Est. CTC (Comp Year):	\$ 29.0 million (FY2030)		

Introduction

Sierra Army Depot (AD) provides logistics support, long-term storage, and maintenance. The mission resulted in contamination from burn trenches, explosives leaching beds, landfills, burial sites, spill sites, sewage lines, underground storage tanks (USTs), sumps, and fire training areas. Primary contaminants in soil and groundwater include trichloroethylene (TCE), petroleum products, and explosives. DoD and EPA signed a federal facility agreement (FFA) in May 1991 to outline how they were going to proceed with cleanup. The 1995 BRAC Commission recommended realignment of Sierra AD; the 2005 BRAC Commission recommended further realignment of Sierra AD. In FY96, the installation formed a BRAC cleanup team to develop a process for cleanup of sites. In FY97, the installation published the BRAC cleanup plan to prioritize sites requiring environmental restoration. The installation established a Restoration Advisory Board to discuss cleanup progress with the community in FY97. To ensure continuous monitoring and improvement, the installation completed five-year review reports in FY02 and FY07.

To date, Sierra AD has completed Records of Decision (RODs), selecting cleanup actions for 22 sites; 12 of these sites require no further cleanup action. The installation has transferred approximately 62,636 acres. Sierra AD conducted an inventory of sites suspected to contain munitions contamination for the Military Munitions Response Program (MMRP); MMRP sites were identified.

FY10 IRP Progress

Sierra AD continued bioremediation (reactive dechlorination) at four sites and installed an on-site groundwater treatment system. The installation also awarded a contract for a remedial investigation (RI) at a UST. The cost of completing environmental restoration has changed significantly due to technical issues.

Administrative issues delayed completion of the ROD for the off-site Building 210.

FY10 MMRP Progress

Sierra AD received regulatory approval for a work plan for the Upper Burning Grounds and prepared a performance-based contract for eight sites. The installation also began an RI at the Building 640 UST.

Plan of Action

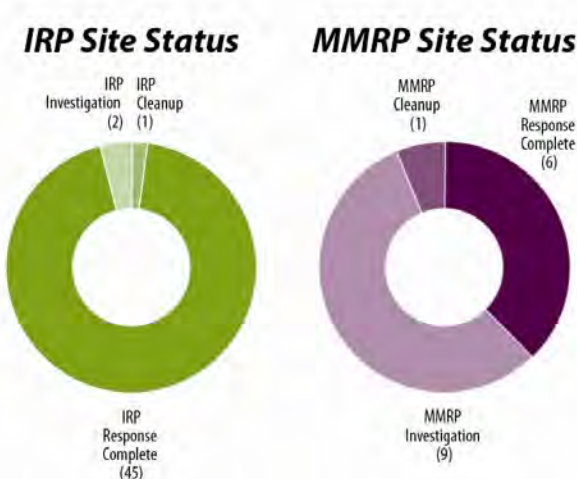
Plan of action items for Sierra Army Depot are grouped below according to program category.

IRP

- Continue bioremediation at four sites in FY11.
- Install an off-site groundwater treatment system in FY11.
- Complete the ROD for the off-site Building 210 in FY11.
- Prepare preliminary assessments for previous compliance cleanup sites in FY11-FY12.
- Complete soil cleanup at the Defense Reutilization and Marketing Office (DRMO) and remove the soil vapor extraction system in FY11-FY12.

MMRP

- Address newly discovered site at DRMO Yard in FY11.
- Install engineering controls at sites in FY11.
- Conduct RIs at eight sites in FY11-FY12.



FFID:	MA117002202200	Contaminants:	UXO, VOCs, SVOCs, hydrocarbons, industrial wastes, solvents, petroleum, acids, paints, metals, photographic chemicals, explosives and propellants	IRP Sites (Final RIP/RC):	13 (FY2014)
Location (Size):	Weymouth, Massachusetts (2,094 acres)	Media Affected:	Groundwater, Surface Water, Sediment, Soil	MMRP Sites (Final RIP/RC):	2 (FY2008)
Mission:	Provided logistical support for Reserve units and the Marine Air Reserve Training Detachment South Weymouth	Funding to Date:	\$ 64.4 million	Five-Year Review Status:	Completed and planned
HRS Score:	50.00; placed on NPL in May 1994	Est. CTC (Comp Year):	\$ 22.5 million (FY2041)	IRP/MMRP Status Table:	Refer to page E-6-93
IAG Status:	FFA signed in November 1999				

Introduction

Prior to closure, South Weymouth Naval Air Station (NAS) provided logistical support for reserve units and the Marine Air Reserve Training Detachment South Weymouth. Prominent contaminated site types include landfills, underground storage tanks, a tank farm storing jet fuel, sewage treatment facilities, a rubble disposal area, and a fire training area. The potential risk to human health and the environment was significant enough for EPA to place the installation on the NPL in May 1994. DoD and EPA signed a federal facility agreement (FFA) in April 2000 to outline how they were going to proceed with cleanup. In July 1995, the BRAC Commission recommended closure of the South Weymouth NAS. The installation formed a BRAC cleanup team in FY92 to develop a process for cleanup of sites. Operations transferred to Brunswick NAS, and the installation closed in September 1997. Formed in FY92, the installation converted its technical review committee responsible for communicating cleanup progress with the community into a Restoration Advisory Board (RAB) in FY94. In FY92, South Weymouth NAS established an administrative record and four information repositories, and also completed its community relations plan, which was updated in August 1998. The RAB received a technical assistance for public participation grant in FY99.

The installation has completed Records of Decision (RODs) selecting cleanup actions for for Sites 1 through 5, 7, and 8; Areas of Concern (AOCs) 4A, 8, 53, 55D, and Hangar 1; and review item areas (RIAs) 99, 10C, 104, and 62. In FY02, the installation conducted an inventory of all sites suspected to contain munitions contamination for the Military Munitions Response Program (MMRP); MMRP sites were identified.

FY10 IRP Progress

South Weymouth NAS completed supplemental investigations at Sites 9, 10, and 11. The installation also completed the design for cleanup and cleanup actions at Site 3, and cleanup actions at AOC 55C. South Weymouth NAS completed RODs and no further action decision documents, which selected cleanup actions for one AOC and four RIAs.

Regulatory issues delayed final remedial investigation (RI) and feasibility studies (FSs) to evaluate cleanup alternatives at Sites 9, 10, and 11.

FY10 MMRP Progress

Administrative issues delayed the completion of the FS, proposed plan (PP), and ROD for Unexploded Ordnance (UXO) 1. Technical issues delayed the implementation of land use controls (LUCs), which restrict the use of or access to UXO 1.

Plan of Action

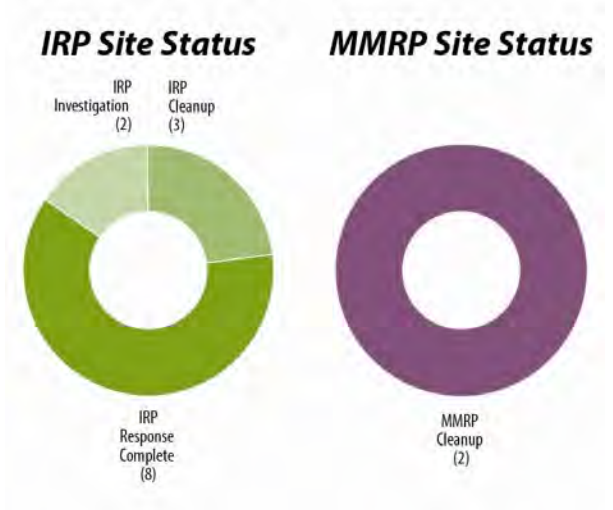
Plan of action items for South Weymouth Naval Air Station are grouped below according to program category.

IRP

- Complete RI/FS at Sites 9, 10 and 11 in FY11.
- Complete cleanup actions for Site 1 and AOC main gate encroachment area in FY11.
- Complete RODs determining that no further cleanup actions are necessary at AOC 55C and AOC MGEA in FY11-FY12.

MMRP

- Complete the FS, PP, and ROD for UXO 1 in FY11.
- Begin to implement LUCs at UXO 1 in FY11.



FFID:	VA317002758100	IAG Status:	FFA signed in July 2004	IRP Sites (Final RIP/RC):	16 (FY2012)
Location (Size):	Chesapeake, Virginia (490 acres)	Contaminants:	Pesticides, heavy metals, SVOCs, solvents, explosives, VOCs, propellants, radioactive materials	MMRP Sites (Final RIP/RC):	1 (FY2018)
Mission:	Provide radar testing range and various administrative and warehousing facilities for the nearby Norfolk Naval Shipyard and other local Navy activities	Media Affected:	Groundwater, Surface Water, Sediment, Soil	Five-Year Review Status:	Completed and planned
HRS Score:	50.0; placed on NPL in August 2000	Funding to Date:	\$ 26.5 million	IRP/MMRP Status Table:	Refer to page E-6-171
		Est. CTC (Comp Year):	\$ 18.8 million (FY2039)		

Introduction

The St. Juliens Creek Annex has been used since 1849 for storing, loading, assembling, issuing, and receiving naval ammunition. Currently, St. Juliens Creek Annex provides a radar testing range and various administrative and warehousing facilities for the nearby Norfolk Naval Shipyard and other local Navy activities. Contamination resulted from past handling of and operations involving hazardous materials. The initial assessment study revealed low concentrations of ordnance materials throughout the installation. The potential risk to human health and the environment was significant enough for EPA to place the facility on the NPL in August 2000. In 2004, DoD and EPA signed a federal facility agreement (FFA) to outline how they were going to proceed with cleanup. The installation established an administrative record in FY99, formed a Restoration Advisory Board in FY00 to discuss cleanup progress with the community, and completed a community relations plan in FY01. To ensure continuous monitoring and improvement, the installation completed a five-year review report in FY10.

The installation has completed a Record of Decision (ROD) for Site 6 in FY03, Site 4 in FY04, and Site 3 in FY06, which selected cleanup actions for these sites. In FY02, the installation conducted an inventory of all sites suspected to contain munitions contamination for the Military Munitions Response Program (MMRP); one MMRP site was identified.

FY10 IRP Progress

St. Juliens Creek Annex completed a five-year review report, a feasibility study (FS) to evaluate cleanup alternatives and proposed cleanup plan for Site 2. The installation also completed the interim ROD and design for cleanup for the Site 21 interim (groundwater) remedy, and the draft remedial investigation and FS addendum, which reports the findings and recommendations of the vapor intrusion investigation. The cost of completing environmental restoration has changed significantly due to technical issues.

Technical issues delayed completion of the interim cleanup action at Site 5. Regulatory issues delayed the ROD for Site 2.

FY10 MMRP Progress

St. Juliens Creek Annex completed the site inspection (SI) report for Unexploded Ordnance (UXO) site 001.

Plan of Action

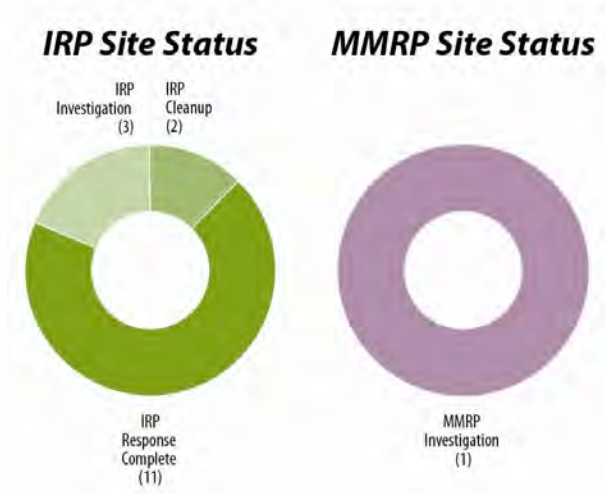
Plan of action items for St. Juliens Creek Annex are grouped below according to program category.

IRP

- Complete ROD and design for cleanup for Site 2 in FY11.
- Complete interim cleanup action at Site 5 in FY11.
- Complete the final ROD and design for cleanup for Site 21 in FY11.

MMRP

- Complete sampling and draft SI addendum for UXO 001 in FY11-FY12.



FFID:	CT121382292400	Contaminants:	PCBs, asbestos, VOCs, solvents, metals, PAHs, SVOCs, BTEX	Five-Year Review Status:	Planned
Location (Size):	Stratford, Connecticut (77 acres)	Media Affected:	Groundwater, Sediment, Soil	IRP/MMRP Status Table:	Refer to page E-6-51
Mission:	Manufactured engines for heavy armor vehicles and rotary wing aircraft	Funding to Date:	\$ 18.6 million		
HRS Score:	N/A	Est. CTC (Comp Year):	\$ 27.6 million (FY2019)		
IAG Status:	N/A	IRP Sites (Final RIP/RC):	4 (FY2019)		
		MMRP Sites (Final RIP/RC):	None		

Introduction

Stratford Army Engine Plant formerly manufactured engines. Contaminated site types at the installation include transformers, underground storage tanks, sludge lagoons, a fire training and explosives equipment testing area, hazardous materials and hazardous waste storage areas, and buildings constructed with material containing asbestos. Studies show that contaminants include polychlorinated biphenyls (PCBs), fuel-related volatile organic compounds (VOCs), solvents, metals, polyaromatic hydrocarbons (PAHs), and asbestos. In July 1995, the BRAC Commission recommended closure of the Stratford Army Engine Plant, which closed in 1998. In FY96, the installation formed a BRAC cleanup team to develop a process for cleanup of sites. The installation drafted a BRAC cleanup plan to prioritize sites requiring environmental restoration and updated the plan in FY97 and FY99. In FY96, the installation formed a Restoration Advisory Board to discuss the installation’s cleanup progress with the community. The community formed a local redevelopment authority to address socioeconomic issues related to the closure of the installation and to develop a land reuse plan. Stratford Army Engine Plant also implemented a community relations plan, which included the establishment of an on-site public information repository.

In FY02, Stratford Army Engine Plant conducted an inventory of sites suspected to contain munitions contamination for the Military Munitions Response Program (MMRP); no MMRP sites were identified.

FY10 IRP Progress

The Connecticut Department of Environmental Protection issued a RCRA permit to Stratford Army Engine Plant. According to the permit, the installation must modify its plans to complete a proposed plan and Record of Decision. To comply, the installation submitted schedules and conceptual plans for corrective action and closure activities to the Connecticut Department of Environmental Protection. The cost of completing environmental restoration has changed significantly due to regulatory issues and changes in estimating criteria.

FY10 MMRP Progress

Stratford Army Engine Plant has identified no MMRP sites.

Plan of Action

Plan of action items for Stratford Army Engine Plant are grouped below according to program category.

IRP

- Submit closure plans and reports for the five hazardous waste storage areas in FY11.
- Submit a revised post-closure plan for surface impoundments in FY11.
- Submit cleanup goals for sediment in FY11.
- Conduct groundwater monitoring in FY11.
- Prepare a cleanup plan for offsite groundwater migration in FY12.

MMRP

There are no MMRP actions scheduled for FY11 or FY12.



FFID:	OK657172439100	Media Affected:	Groundwater, Surface Water, Sediment, Soil	IRP/MMRP Status Table:	Refer to page E-6-132
Location (Size):	Oklahoma City, Oklahoma (5,041 acres)	Funding to Date:	\$ 222.5 million		
Mission:	Repair aircraft, weapons, and engines	Est. CTC (Comp Year):	\$ 47.5 million (FY2023)		
HRS Score:	42.24; placed on NPL in July 1987	IRP Sites (Final RIP/RC):	55 (FY2008)		
IAG Status:	FFA signed in December 1988	MMRP Sites (Final RIP/RC):	None		
Contaminants:	Organic solvents, heavy metals, petroleum, phenols, VOCs, SVOCs, PCBs	Five-Year Review Status:	Completed and planned		

Introduction

The mission of Tinker Air Force Base (AFB) is to repair aircraft, weapons, and engines. Environmental studies at Tinker AFB revealed a 220-acre contaminated area in the upper aquifer at Soldier Creek and Building 3001. Additional sites at Tinker AFB include landfills, underground storage tanks, waste pits, fire training areas, spill sites, and low-level radioactive waste sites. The potential risk to human health and the environment was significant enough for EPA to place the installation on the NPL in July 1987. The NPL designation consists of the Building 3001 and Soldier Creek sites. DoD and EPA signed a federal facility agreement (FFA) in December 1988 to outline how they would proceed with cleanup. In 2005, the BRAC Commission recommended Tinker AFB for realignment. The installation formed a Restoration Advisory Board in FY94 to discuss cleanup progress with the community. To ensure continuous monitoring and improvement, Tinker AFB completed five-year review reports in FY99, FY03, and FY07.

To date, the installation has signed Records of Decision (RODs) which selected cleanup actions for Building 3001 and Soldier Creek. In FY05, the Air Force conducted an inventory of sites suspected to contain munitions contamination for the Military Munitions Response Program (MMRP); no MMRP sites were identified.

FY10 IRP Progress

Tinker AFB completed phase I of the update to Building 3001 contaminated area status and risk assessment for the amended ROD, which selected cleanup actions.

Administrative issues delayed the continuation of operation and maintenance (O&M) of active recovery systems, and optimizing all active cleanup systems. Technical issues delayed the completion of the update to Building 3001's contaminated area status and risk assessment for the amended ROD.

FY10 MMRP Progress

The Air Force is reviewing its inventory of sites known or suspected of containing munitions for the MMRP.

Plan of Action

Plan of action items for Tinker Air Force Base are grouped below according to program category.

IRP

- Continue O&M at active recovery systems in FY11.
- Complete phase II of the update to Building 3001 contaminated area status and risk assessment for the amended ROD in FY11.
- Complete study for additional remedy technologies for Building 3001 in FY12.

MMRP

There are no MMRP actions scheduled for FY11 or FY12.



FFID:	PA321382089200	Contaminants:	Heavy metals, solvents, VOCs, PCBs, POLs, UXO	Five-Year Review Status:	Completed and planned
Location (Size):	Tobyhanna, Pennsylvania (1,296 acres)	Media Affected:	Groundwater, Surface Water, Sediment, Soil	IRP/MMRP Status Table:	Refer to page E-7-45
Mission:	Provide logistics for communications and electronics equipment	Funding to Date:	\$ 18.5 million		
HRS Score:	37.93; placed on NPL in August 1990	Est. CTC (Comp Year):	\$ 1.1 million (FY2012)		
IAG Status:	IAG signed in September 1990	IRP Sites (Final RIP/RC):	67 (FY2005)		
		MMRP Sites (Final RIP/RC):	6 (FY2012)		

Introduction

Tobyhanna Army Depot (AD) provides support for communications and electronics equipment. Contaminated sites include landfills, a disposal pit, underground storage tanks, burn areas, drum staging areas, a surface disposal area, a waste treatment plant, a spill site area, an unexploded ordnance (UXO) area, and a fire fighting training area. Contamination at these sites has included volatile organic compounds (VOCs), solvents, and heavy metals in groundwater; solvents, metals, polychlorinated biphenyls (PCBs), and petroleum/oil/lubricants (POLs) in surface water and sediment; and solvents, metals, PCBs, POLs, and UXO in soil. The potential risk to human health and the environment was significant enough for EPA to place the installation on the NPL in August 1990. DoD and EPA signed an interagency agreement (IAG) in September 1990 to outline how they were going to proceed with cleanup. The 2005 BRAC Commission recommended Tobyhanna AD for realignment. In FY95, the installation formed a Restoration Advisory Board to discuss cleanup progress with the community and, in FY98, the installation completed a community relations plan. To ensure continuous monitoring and improvement, Tobyhanna AD completed five-year review reports in FY02 and FY07.

Environmental studies beginning in FY80 have identified 65 areas of concern (AOCs) covering the entire installation; EPA partially delisted 62 of the AOCs from the NPL in FY01. Tobyhanna AD has completed six Records of Decision, which selected cleanup actions for environmental restoration sites. In FY02, the installation conducted an inventory of sites suspected to contain munitions contamination for the Military Munitions Response Program (MMRP); MMRP sites were identified.

FY10 IRP Progress

Tobyhanna AD continued long-term groundwater monitoring at Operable Units (OUs) 1, 5, and Area U. In addition, the installation began off-post residential sampling for vapor intrusion and investigative study.

FY10 MMRP Progress

Tobyhanna AD completed UXO removal actions to support the main gate expansion project and the BRAC 2005 realignment. In addition, the installation completed fence maintenance to control access to OU 4.

Plan of Action

Plan of action items for Tobyhanna Army Depot are grouped below according to program category.

IRP

- Complete long-term groundwater monitoring (including two new wells) at OUs 1, 5, and Area U in FY11.
- Complete off-post residential sampling for vapor intrusion and investigative study in FY11-FY12.

MMRP

There are no MMRP actions scheduled for FY11 or FY12.

IRP Site Status



MMRP Site Status



FFID:	UT821382089400	Media Affected:	Groundwater	IRP/MMRP Status Table:	Refer to page E-6-165
Location (Size):	Tooele, Utah (24,732 acres)	Funding to Date:	\$ 130.2 million		
Mission:	Store and demilitarize munitions	Est. CTC (Comp Year):	\$ 38.8 million (FY2017)		
HRS Score:	53.95; placed on NPL in August 1990	IRP Sites (Final RIP/RC):	64 (FY2014)		
IAG Status:	FFA signed in September 1991	MMRP Sites (Final RIP/RC):	8 (FY2016)		
Contaminants:	Metals, VOCs, SVOCs, propellants, explosives, petroleum hydrocarbons, PCBs, solvents	Five-Year Review Status:	Completed and planned		

Introduction

Tooele Army Depot (AD) stores and demilitarizes munitions. Sites identified at Tooele AD include open burning and open detonation areas, ammunition demilitarization facilities, landfills, firing ranges, industrial sites, underground storage tanks, surface impoundments, and drain fields. Organic solvents and metals are the primary site contaminants. The potential risk to human health and the environment was significant enough for EPA to place Tooele AD on the NPL in August 1990. The Army and EPA signed a federal facility agreement (FFA) in September 1991 to outline how they were going to proceed with cleanup. In 1993, the BRAC Commission recommended realignment of the Tooele AD maintenance missions with the installation retaining its conventional ammunition storage and demilitarization mission. During FY94, the installation formed a BRAC cleanup team to develop a process for cleaning up sites and a Restoration Advisory Board to discuss the installation's cleanup progress with the community. To ensure continuous monitoring and improvement, the installation completed five-year review reports for all sites in FY02 and FY07.

To date, Tooele AD has completed four Records of Decision, which selected cleanup actions at seven operable units. The installation transferred 41 acres to the Tooele City Redevelopment Agency in FY96 and the remaining BRAC property consisting of 1,663 acres in FY99. In FY03, the installation conducted an inventory of sites suspected to contain munitions contamination for the Military Munitions Response Program (MMRP); MMRP sites were identified.

FY10 IRP Progress

Tooele AD began implementing cleanup actions at Solid Waste Management Unit (SWMU) 58. Cleanup actions consist of installing and operating soil vapor extraction systems. The installation continued an evaluation of cleanup actions for groundwater contamination at SWMUs 2 and 58. The cost of completing environmental restoration has changed significantly due to technical issues and changes in estimating criteria.

Technical issues delayed the complete implementation of cleanup actions for groundwater contamination at SWMUs 2 and 58. Technical issues delayed implementation of cleanup actions of source areas at SWMU 58.

FY10 MMRP Progress

The installation completed removal of lead-contaminated soil from the Old Burn Area (formerly SWMU 6) and remedial investigation (RI) fieldwork at all sites.

Plan of Action

Plan of action items for Tooele Army Depot are grouped below according to program category.

IRP

- Complete cleanup actions of source areas at SWMU 58 in FY11.
- Select groundwater cleanup actions at SWMUs 2 and 58 in FY11.

MMRP

- Publish RI report for all sites in FY11.
- Begin feasibility study to evaluate cleanup alternatives for two sites in FY12.

IRP Site Status



MMRP Site Status



FFID:	CA957182457500	Contaminants:	VOCs, heavy metals, POLs, PAHs, SVOCs, TCE, solvents, pesticides, PCBs, PAHs, BTEX	Five-Year Review Status:	Completed and planned
Location (Size):	Solano County, California (6,383 acres)	Media Affected:	Groundwater, Surface Water, Sediment, Soil	IRP/MMRP Status Table:	Refer to page E-6-33
Mission:	Provide air refueling and strategic airlift services	Funding to Date:	\$ 116.3 million		
HRS Score:	29.49; placed on NPL in November 1989	Est. CTC (Comp Year):	\$ 50.7 million (FY2036)		
IAG Status:	FFA signed in September 1990; amended May 1993, October 1995, July 1996, November 1997, July 1998, December 2003, February 2005	IRP Sites (Final RIP/RC):	48 (FY2012)		
		MMRP Sites (Final RIP/RC):	2 (FY2014)		

Introduction

Travis Air Force Base (AFB) was established in 1943. Contaminated sites include old landfills, a closed sewage treatment plant, four fire training areas, a cyanide disposal pit, solvent spill areas, a storm sewage drainage system, a pesticide disposal site, and a low-level radioactive waste burial site. Past activities at the installation resulted in the release of metals, pesticides, fuels, solvents, and petroleum/oils/lubricants (POLs), which migrated into the soil, sediment, surface water, and groundwater. The potential risk to human health and the environment was significant enough for EPA to place the installation on the NPL in November 1989. DoD and EPA signed a federal facility agreement (FFA) in September 1990, which was last updated in FY05, to outline how Travis AFB was going to proceed with cleanup. In FY95, the installation formed a Restoration Advisory Board (RAB) to discuss cleanup progress with the community. The installation received funding for technical assistance for public participation in FY99. To ensure continuous monitoring and improvement, Travis AFB completed five-year review reports in FY03 and FY08.

Cleanup activities at the installation were initially divided into four operable units (OUs), but were later regrouped by similar contaminants into two OUs. Travis AFB signed two interim Records of Decision (RODs) in 1997 and 1999, which selected interim groundwater cleanup actions for the two OUs. In addition, the installation signed a ROD in 2002 to select cleanup actions for soil cleanup at the West/Annexes/Basewide OU. The installation has completed all cleanup actions for soil sites in the West/Annexes/Basewide OU. Travis AFB also signed a ROD in 2006 for the North, East, and West Industrial OU and for soil, sediment, and surface water cleanup. In FY05, Travis AFB conducted an inventory of sites suspected to contain munitions contamination for the Military Munitions Response Program (MMRP); two MMRP sites were identified.

FY10 IRP Progress

Travis AFB updated the quality assurance plan and field sampling plan. The installation completed an assessment report on cleanup using natural processes and a vapor intrusion assessment report with support from the Technical Focus Group members of the RAB. Travis AFB developed five site project work plans, and prepared the first and second Disposal

Pit (DP) site 039 Sustainable Bio-reactor Progress Reports. The installation also began construction of the Site 018 methyl tertiary butyl ether treatment system, developed the DP 039 bio-barrier, completed soil characterization at Fire Training site 005, installed the second solar powered bio-reactor, and performed oil injections at Sediment (SD) site 037 and DP 039. Travis AFB completed the annual report for land use control, which restricted the use of or access to sites; the corrective action management unit report; and the groundwater sampling and analysis program report. The cost of completing environmental restoration has changed significantly due to changes in estimating criteria.

Regulatory and technical issues delayed completion of the feasibility study (FS) to evaluate cleanup alternatives for remaining groundwater sites, and the proposed plan (PP) and ROD for remaining groundwater sites.

FY10 MMRP Progress

Travis AFB completed the site inspection (SI) and developed the SI report which is under regulatory review.

Plan of Action

Plan of action items for Travis Air Force Base are grouped below according to program category.

IRP

- Develop the PP in preparation for a public meeting in FY11.
- Complete the ROD for the remaining groundwater sites in FY11.
- Complete the FS for remaining groundwater sites in FY11.

MMRP

- Conduct a removal action at the Old Skeet Range, munitions response area (MRA) TS 060 in FY11-FY12.
- Prepare an after action report for the Old Skeet Range, MRA TS 060 in FY11-FY12.
- Prepare an Explosive Safety Submission indicating no DoD action necessary for the Old Skeet Range and former munitions storage area in FY11-FY12.

IRP Site Status



MMRP Site Status



FFID:	CA917002333000	Contaminants:	Petroleum hydrocarbons, VOCs, SVOCs, chlorinated solvents, metals, pesticides, PCBs, explosives, propellants	MMRP Sites (Final RIP/RC):	None
Location (Size):	Treasure Island, California (1,075 acres)	Media Affected:	Groundwater, Surface Water, Sediment, Soil	Five-Year Review Status:	Planned
Mission:	Provide services and materials to support units of operating forces and shore activities	Funding to Date:	\$ 165.5 million	IRP/MMRP Status Table:	Refer to page E-6-29
HRS Score:	N/A	Est. CTC (Comp Year):	\$ 26.8 million (FY2032)		
IAG Status:	FFSRA signed in September 1992	IRP Sites (Final RIP/RC):	35 (FY2016)		

Introduction

Treasure Island Naval Station (NS) provides services and materials to support units of operating forces and shore activities. Contamination is largely the result of migration of petroleum products from fueling operation areas and disposal of waste materials. Sites include former fire training areas, a landfill, a former dry cleaning facility, an old bunker area, fuel farms, a service station, and a waterline replacement area. DoD and EPA signed a federal facility site remediation agreement (FFSRA) in September 1992 to outline how they were going to proceed with cleanup. In July 1993, the BRAC Commission recommended closure of Treasure Island NS with relocation of the Naval Reserve Center and the Naval Technical Training Center. The installation completed operational closure in September 1997. In FY92, the installation established two information repositories and an administrative record, and completed a community relations plan, which was updated in FY02 and FY08. Formed in FY92, the installation converted its technical review committee responsible for communicating cleanup progress with the community into a Restoration Advisory Board (RAB) in FY94. The RAB received a technical assistance for public participation grant in FY99.

To date, the installation has signed Records of Decision (RODs) for Sites 30 and 31, which selected cleanup actions for those sites. The installation also signed five RODs requiring no further action at Sites 9, 10 and 13. In FY02, the installation conducted an inventory of all sites suspected to contain munitions contamination for the Military Munitions Response Program (MMRP); no MMRP sites were identified.

FY10 IRP Progress

Treasure Island NS completed cleanup of polychlorinated biphenyls (PCBs) in soils at Site 32 under the Toxic Substances Control Act. Treasure Island NS also completed an interim remedial investigation (RI) at Site 11, and an RI at Site 33. The installation also completed feasibility studies (FSs) to evaluate cleanup alternatives for Site 27, a proposed plan (PP) for Site 28, and a design for cleanup at Site 31. The cost of completing environmental restoration has changed significantly due to changes in estimating criteria.

Regulatory issues delayed regulatory concurrence for closure of the Petroleum Site 25, the RI at Site 12, and PPs for Sites 21 and 24. Technical issues delayed completion of removal actions at 12 Solid Waste Disposal Areas, the RI at Site 6, and radiological fieldwork for the sewer drain systems associated with Building 233. Administrative issues delayed the FS for Site 33. Regulatory issues delayed the PP for Site 27 and cleanup completion at Site 31.

FY10 MMRP Progress

Treasure Island NS has identified no MMRP sites.

Plan of Action

Plan of action items for Treasure Island Naval Station are grouped below according to program category.

IRP

- Complete cleanup at Site 31 in FY11.
- Receive regulatory concurrence for closure of Petroleum Site 25 in FY11.
- Complete removal action at 12 Solid Waste Disposal Areas in FY11.
- Complete RIs for Sites 6 and 12; an FS for Site 33; and PPs for Sites 21, 24, and 27 in FY11.
- Complete radiological fieldwork for the sewer drain systems associated with Building 233 in FY11.
- Complete ROD for Site 28 and cleanup action at Site 31 in FY11-FY12.

MMRP

There are no MMRP actions scheduled for FY11 or FY12.

IRP Site Status



FFID:	NJ217002269500	Media Affected:	Groundwater and Soil	IRP/MMRP Status Table:	Refer to page E-6-110
Location (Size):	Trenton, New Jersey (529 acres)	Funding to Date:	\$ 28.2 million		
Mission:	Test engine systems and components	Est. CTC (Comp Year):	\$ 22.0 million (FY2041)		
HRS Score:	N/A	IRP Sites (Final RIP/RC):	11 (FY2006)		
IAG Status:	N/A	MMRP Sites (Final RIP/RC):	None		
Contaminants:	Freon, mercury, solvents, fuels, VOCs, SVOCs, metals, TCE	Five-Year Review Status:	Completed and planned		

Introduction

Trenton Naval Air Warfare Center (NAWC) Aircraft Division tests engine systems and components. Site types include underground storage tanks, disposal areas, and spill sites. Contamination at the installation resulted from various fuels used to operate engines during tests and from trichloroethylene (TCE), ethylene glycol, and freon used to cool the air entering the engines. Investigations have detected residues of fuels and solvents in the groundwater and soil. In July 1993, the BRAC Commission recommended closure of Trenton NAWC. Operations were transferred to the Arnold Engineering Development Center and the Patuxent River Naval Air Station in December 1998. Formed in FY91, the installation converted its technical review committee responsible for communicating cleanup progress with the community into a Restoration Advisory Board (RAB) in FY93; the RAB formally adjourned in FY01. To ensure continuous monitoring and improvement, Trenton NAWC completed five-year review reports in FY04 and FY09.

In FY02, the installation conducted an inventory of all sites suspected to contain munitions contamination for the Military Munitions Response Program (MMRP); no MMRP sites were identified.

FY10 IRP Progress

Trenton NAWC continued operations and maintenance (O&M) of the groundwater treatment system. The installation also completed the Biennial Certification for Deed Notice and engineering controls for soil sites. The cost of completing environmental restoration has changed significantly due to changes in estimating criteria.

Trenton NAWC performed public outreach and notifications.

FY10 MMRP Progress

Trenton NAWC has identified no MMRP sites.

Plan of Action

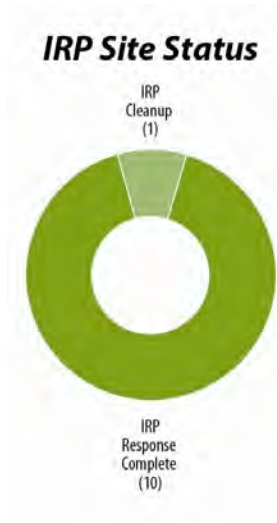
Plan of action items for Trenton Naval Air Warfare Center Aircraft Division are grouped below according to program category.

IRP

- Conduct evaluation to reduce infiltration into storm sewers in FY11-FY12.
- Continue O&M of groundwater treatment system in FY11-FY12.
- Complete classification exception area report for groundwater and submit to New Jersey Department of Environmental Protection in FY12.

MMRP

There are no MMRP actions scheduled for FY11 or FY12.



FFID:	AZ957282593400	Media Affected:	Groundwater and Soil	IRP/MMRP Status Table:	Refer to page E-7-5
Location (Size):	Tucson, Arizona (84 acres)	Funding to Date:	\$ 18.4 million		
Mission:	Provide Air National Guard training	Est. CTC (Comp Year):	\$ 3.2 million (FY2017)		
HRS Score:	57.86; placed on NPL in September 1983	IRP Sites (Final RIP/RC):	8 (FY1997)		
IAG Status:	FFA signed in October 1994	MMRP Sites (Final RIP/RC):	None		
Contaminants:	POLs, petroleum hydrocarbons, TCE, chromium, PCE, VOCs	Five-Year Review Status:	This installation is not required to complete a five-year review report.		

Introduction

The Air National Guard (ANG) base at Tucson International Airport (IAP) provides fighter pilot training and is home to the 162nd Fighter Wing. The installation is part of the Tucson IAP. In addition to the ANG base, the IAP (covering approximately 10 square miles) includes Air Force Plant 44, airport property owned by the City of Tucson (and managed by the Tucson Airport Authority), adjacent Indian reservation property, and several residential areas in Tucson and South Tucson. Sites identified at this installation include fire training areas, solvent dumping areas, storm drainage discharge areas, the old wash rack area, petroleum/oil/lubricant (POL) areas, and spill areas. The principal contaminant is trichloroethylene (TCE) in groundwater, but tetrachloroethylene (PCE) and chromium are also present. The potential risk to human health and the environment was significant enough for EPA to place the installation on the NPL in September 1983. DoD and EPA signed a federal facility agreement (FFA) covering the 84-acre ANG base in October 1994 to outline how they were going to proceed with cleanup. In FY95, the installation formed a Restoration Advisory Board to discuss the installation's cleanup progress with the community. To aid in environmental cleanup, the installation also established successful partnerships with citizens and regulators through the Unified Community Advisory Board (UCAB). To ensure continuous monitoring and improvement, Tucson IAP completed five-year review reports in FY03 and FY09.

To date, the installation has signed one Record of Decision (ROD), which selected cleanup actions at eight sites. In FY05, Tucson IAP conducted an inventory of sites suspected to contain munitions contamination for the Military Munitions Response Program (MMRP); no MMRP sites were identified.

FY10 IRP Progress

Tucson IAP continued operation and maintenance (O&M) of the groundwater treatment system, basewide groundwater monitoring, and partnerships with EPA, the Arizona Department of Environmental Quality, and the UCAB. The installation also completed a chemical injection pilot test at groundwater wells, and maintained regulatory compliance within the framework of the FFA.

FY10 MMRP Progress

Tucson IAP has identified no MMRP sites.

Plan of Action

Plan of action items for Tucson International Airport are grouped below according to program category.

IRP

- Continue O&M of the groundwater treatment system in FY11-FY12.
- Continue basewide groundwater monitoring activities in FY11-FY12.
- Continue partnering with EPA, Arizona Department of Environmental Quality, and the UCAB, and participate in the development of a new proposed plan and ROD for Area B of the Tucson IAP Superfund Site in FY11-FY12.
- Maintain regulatory compliance within the framework of the FFA in FY11-FY12.

MMRP

There are no MMRP actions scheduled for FY11 or FY12.

IRP Site Status



FFID:	CA917302478300	Contaminants:	MTBE, petroleum hydrocarbons, pentachlorophenol, naphthalene, BTEX, TCP, SVOCs, metals, dichloroethane, dichloroethene, TCE, VOCs	IRP Sites (Final RIP/RC):	12 (FY2037)
Location (Size):	Tustin, California (1,603 acres)	Media Affected:	Groundwater and Soil	MMRP Sites (Final RIP/RC):	None
Mission:	Supported operations of the Third Marine Aircraft Wing	Funding to Date:	\$ 70.9 million	Five-Year Review Status:	Completed and planned
HRS Score:	N/A	Est. CTC (Comp Year):	\$ 14.8 million (FY2042)	IRP/MMRP Status Table:	Refer to page E-6-30
IAG Status:	FFSRA signed in August 1999				

Introduction

Tustin Marine Corps Air Station (MCAS) supports operations of the Third Marine Aircraft Wing. These operations have resulted in groundwater and soil contamination. DoD and EPA signed a federal facility site remediation agreement in FY99 to outline how they were going to proceed with cleanup. In FY94, the installation formed a BRAC cleanup team to develop a process for the cleanup of sites. In July 1991, the BRAC Commission recommended closure of Tustin MCAS with retention of the family housing and related personnel facilities to support El Toro MCAS. In FY93, the commission recommended closure of Tustin MCAS, which included those support facilities retained at Tustin MCAS. In FY94, Tustin MCAS formed a Restoration Advisory Board to discuss cleanup progress with the community. The installation regularly updates two administrative records and two information repositories. To ensure continuous monitoring and improvement, Tustin MCAS completed a five-year review report at Operable Unit (OU) 3 in FY07.

To date, the installation has signed Records of Decision (RODs), which selected cleanup actions for 6 sites. The installation also transferred over 1,300 acres of property. In FY02, the installation conducted an inventory of all sites suspected to contain munitions contamination for the Military Munitions Response Program (MMRP); no MMRP sites were identified.

FY10 IRP Progress

Tustin MCAS continued cleanup at the Methyl Tertiary Butyl Ether (MTBE)-contaminated area (Underground Storage Tank [UST] 222), and long-term management (LTM) activities at OU 3. The installation completed the final ROD and began a design for cleanup and cleanup activities at OU 4B. Tustin MCAS also completed the final operating properly and successfully report, and continued operations and maintenance (O&M) activities at OUs 1A and 1B.

FY10 MMRP Progress

Tustin MCAS has identified no MMRP sites.

Plan of Action

Plan of action items for Tustin Marine Corps Air Station are grouped below according to program category.

IRP

- Continue cleanup at the MTBE-contaminated area (UST 222) in FY11.
- Complete pre-design pilot study and issue the cleanup design and work plans for the Low Concentration Sites and Moderate Concentration Sites at OU4B in FY11-FY12.
- Continue O&M activities at OUs 1A and 1B and complete an Annual Performance Evaluation Report in FY11-FY12.
- Continue LTM activities at OU3 in FY11-FY12.
- Continue implementation of petroleum corrective action activities at UST 222 in FY11-FY12.

MMRP

There are no MMRP actions scheduled for FY11 or FY12.



FFID:	MN521382090800	Contaminants:	VOCs, PCBs, heavy metals, SVOCs	Five-Year Review Status:	Completed and planned
Location (Size):	Arden Hills, Minnesota (2,370 acres)	Media Affected:	Surface Water and Sediment	IRP/MMRP Status Table:	Refer to page E-6-98
Mission:	Provide support to DoD tenants; formerly manufactured small-arms ammunition and projectile casings	Funding to Date:	\$ 162.5 million		
HRS Score:	59.60; placed on NPL in September 1983	Est. CTC (Comp Year):	\$ 80.4 million (FY2040)		
IAG Status:	FFA signed in August 1987	IRP Sites (Final RIP/RC):	26 (FY2011)		
		MMRP Sites (Final RIP/RC):	None		

Introduction

Twin Cities Army Ammunition Plant (AAP) formerly manufactured small arms ammunition and projectile casings, and supported DoD tenants. The installation grouped sites requiring environmental restoration, including former landfills, burning and burial grounds, ammunition testing and disposal sites, industrial operations buildings, and sewer system discharge areas, into three Operable Units (OUs). Past waste disposal practices released contaminants into soil, groundwater, and sediment. Contaminated groundwater has impacted municipal water supplies. Ammunition-related metals, volatile organic compounds (VOCs), and polychlorinated biphenyls (PCBs) are the primary soil contaminants at Twin Cities AAP. The potential risk to human health and environment was significant enough for EPA to place the installation on the NPL in September 1983. DoD and EPA signed a federal facility agreement (FFA) in 1987 to outline how they were going to proceed with cleanup. In 1985, Twin Cities AAP established a technical review committee to discuss the installation's cleanup progress with the community, and converted it into a Restoration Advisory Board (RAB) in FY96. Twin Cities AAP procured funding for technical assistance for public participation to support the RAB in FY99. To ensure continuous monitoring and improvement, the installation completed five-year review reports for OUs 1, 2, and 3 in FY99, FY04, and FY09.

Twin Cities AAP has signed three Records of Decision selecting cleanup actions for 19 sites. In FY03, the installation conducted an inventory of sites suspected to contain munitions contaminations for the Military Munitions Response Program (MMRP); no MMRP sites were identified.

FY10 IRP Progress

Twins Cities AAP obtained approval for the OU 2 land use control design for cleanup, which puts land use controls into effect. The installation also completed contracting for additional sampling at the Aquatic Sites. The cost of completing environmental restoration has changed significantly due to changes in estimating criteria.

Regulatory issues delayed approval for various soil closeout reports and completion of the feasibility study (FS) to evaluate cleanup alternatives at the Aquatic Sites. Administrative issues delayed the complete transfer of the remaining 585 acres, including Area 135.

FY10 MMRP Progress

Twin Cities AAP has identified no MMRP sites.

Plan of Action

Plan of action items for Twin Cities Army Ammunition Plant are grouped below according to program category.

IRP

- Obtain approval for various soil closeout reports at the Aquatic Sites in FY11.
- Obtain approval for the FS at Rice Creek, Sunfish Lake, Marsden Lake, and Pond G, and subsequent signature of the decision document (DD) in FY11.
- Complete additional sediment testing at Round Lake in FY11.
- Complete transfer of the remaining 585 acres, including Area 135, in FY11-FY12.
- Obtain approval for the FS for Round Lake, and subsequent signature of the DD in FY11-FY12.

MMRP

There are no MMRP actions scheduled for FY11 or FY12.



FFID:	FL457152412400	Media Affected:	Groundwater, Surface Water, Sediment, Soil	IRP/MMRP Status Table:	Refer to page E-6-56
Location (Size):	Panama City, Florida (28,824 acres)	Funding to Date:	\$ 43.0 million		
Mission:	Provide advanced F-15 and F-22 fighter training	Est. CTC (Comp Year):	\$ 28.2 million (FY2038)		
HRS Score:	50.00; placed on NPL in April 1997	IRP Sites (Final RIP/RC):	92 (FY2020)		
IAG Status:	FFA under negotiation	MMRP Sites (Final RIP/RC):	11 (FY2021)		
Contaminants:	POLs, chlorinated solvents, pesticides, metals, PCBs, general refuse, VOCs, SVOCs, PCBs	Five-Year Review Status:	Planned		

Introduction

Tyndall Field was activated in 1941 and served as the Flexible Gunnery School of the U.S. Army Air Corps. The installation became Tyndall Air Force Base (AFB) in 1947, and its current mission F-22 Raptor fighter training and air battle management under the 325th Fighter Wing. The primary contaminant of concern is DDT in the sediments. The potential risk to human health and the environment was significant enough for EPA to place the installation on the NPL in April 1997. A federal facility agreement (FFA) between DoD and EPA is currently under negotiation and will outline how DoD and EPA will proceed with cleanup when signed. The 2005 BRAC Commission recommended Tyndall AFB for realignment.

Tyndall AFB conducted an inventory of sites suspected to contain munitions contamination for the Military Munitions Response Program (MMRP); MMRP sites were identified.

FY10 IRP Progress

Tyndall AFB acquired eight additional sites as a result of the addition of Compliance Restoration Program sites; this site count is under negotiation with EPA.

Regulatory issues delayed Tyndall AFB signing the FFA with EPA and the Florida Department of Environmental Protection. Regulatory issues also delayed additional investigation on Landfills (LFs) 001, 003, 006, 007, Firing Range (FR) 038, Spill Sites (SS) 015 and 026. Regulatory issues delayed closures at Fire Training Sites 016, 017, 023, Other (OT) Site 018, and SS 019. Regulatory issues also delayed the completion of a remedial investigation (RI) and feasibility study (FS) to evaluate cleanup alternatives at OT 029 and Debris (DB) Site 039. Regulatory issues also delayed the completion of site characterization, FSs, and select cleanup actions for LFs 001, 003, 005, 006, 007, SS 026, and FR 038. The cost of completing environmental restoration has changed significantly due to regulatory and technical issues.

FY10 MMRP Progress

Regulatory issues delayed completing the site inspection (SI) and beginning the RI.

Plan of Action


Plan of action items for Tyndall Air Force Base are grouped below according to program category.

IRP

- Sign FFA with EPA and the Florida Department of Environmental Protection in FY11.
- Perform additional investigation on LFs 001, 003, 005, 006, 007, FR 038, SSs 015 and 026 and Sites 239 and 264/280 in FY11.
- Close Fire Training Sites 016, 017, 023, OT 018, and SS 019 in FY11.
- Conduct RI/FS at OT 029 and DB Site 039 in FY11.

MMRP

- Complete SI in FY11.
- Identify sites requiring RIs in FY11.



FFID:	MA121382063100	Contaminants:	Pesticides, herbicides, pentachlorophenol, solvents, PCBs, VOCs, SVOCs, metals, PAHs, TCE, PCE	MMRP Sites (Final RIP/RC):	None
Location (Size):	Natick, Massachusetts (78 acres)	Media Affected:	Surface Water and Sediment	Five-Year Review Status:	Completed and planned
Mission:	Research and develop food, clothing, equipment, and materials for military operations	Funding to Date:	\$ 46.2 million	IRP/MMRP Status Table:	Refer to page E-7-29
HRS Score:	50.00; placed on NPL in May 1994	Est. CTC (Comp Year):	\$ 9.7 million (FY2029)		
IAG Status:	FFA signed in July 2006	IRP Sites (Final RIP/RC):	17 (FY2012)		

Introduction

Since 1954, the U.S. Army Soldiers Systems Center (Soldiers Systems Center) has supported industrial, laboratory, and storage activities for research and development in food science and in aeromechanical, clothing, material, and equipment engineering. Contaminated site types include buildings, spill sites, storage areas, disposal pits, dry wells, and underground storage tanks. Operations used various volatile organic compounds (VOCs), including tetrachloroethylene (PCE), trichloroethylene (TCE), carbon disulfide, benzene, and chloroform. The potential risk to human health and the environment was significant enough for EPA to place the installation on the NPL in May 1994. In FY06, DoD and EPA signed a federal facility agreement (FFA) to outline how they were going to proceed with cleanup. In 2005, the BRAC Commission recommended the Soldiers Systems Center for realignment. In FY95, the installation established a Restoration Advisory Board to discuss cleanup progress with the community. To ensure continuous monitoring and improvement, the installation completed a five-year review report for the Natick Research, Development, and Engineering Center (NRDEC) 05 site in FY07.

Soldiers Systems Center has signed Records of Decision (RODs) selecting cleanup actions for Building T 25 and NRDECs 07, 10, and 17. The Building T 25 ROD contained a unique partnering cooperative agreement involving the Town of Natick, the Massachusetts Department of Environmental Protection, EPA, and the installation. In FY03, the installation conducted an inventory of sites suspected to contain munitions contamination for the Military Munitions Response Program (MMRP); no MMRP sites were identified.

FY10 IRP Progress

Soldiers Systems Center removed and disposed 4,395 cubic yards of polychlorinated biphenyl (PCB)-contaminated sediment off-site in accordance with the ROD. In addition, the installation installed two additional groundwater extraction wells to optimize containment.

Regulatory issues delayed completion of the groundwater ROD amendment.

FY10 MMRP Progress

Soldiers Systems Center has identified no MMRP sites.

Plan of Action

Plan of action items for U.S. Army Soldiers Systems Center are grouped below according to program category.

IRP

- Complete groundwater ROD amendment in FY11.
- Obtain EPA approval of Construction Completion Report for the Sediment Operable Unit in FY11.

MMRP

There are no MMRP actions scheduled for FY11 or FY12.

IRP Site Status



FFID:	OR021382091700	Media Affected:	Groundwater and Soil	IRP/MMRP Status Table:	Refer to page E-6-134
Location (Size):	Hermiston, Oregon (19,729 acres)	Funding to Date:	\$ 56.3 million		
Mission:	Store ammunition	Est. CTC (Comp Year):	\$ 28.8 million (FY2015)		
HRS Score:	31.31; placed on NPL in July 1987	IRP Sites (Final RIP/RC):	117 (FY2012)		
IAG Status:	FFA signed in October 1989	MMRP Sites (Final RIP/RC):	2 (FY2015)		
Contaminants:	UXO, pesticides, nitrates, explosives, heavy metals, sVOCs, propellants	Five-Year Review Status:	Completed and planned		

Introduction

In 1941, the Army established Umatilla Ordnance Depot as a facility for storing conventional munitions. Between 1945 and 1955, the installation's functions expanded to include demolition, renovation, and maintenance of ammunition. In 1962, the Army began to store chemical munitions at the depot. Identified sites include explosives-washout lagoons, an open burning and open detonation area, pesticide disposal pits, a deactivation furnace, and landfills. The potential risk to human health and the environment was significant enough for EPA to place the installation on the NPL in July 1987. DoD and EPA signed a federal facility agreement (FFA) in October 1989 to outline how they were going to proceed with cleanup. In December 1988, the BRAC Commission recommended realignment of the installation, and in 2005 recommended its closure. In FY93, Umatilla Ordnance Depot transferred its conventional weapons mission to another installation, and in FY94, the installation formed a BRAC cleanup team to develop a process for cleanup of sites. Also in FY94, the installation converted its technical review committee responsible for communicating cleanup progress with the community into a Restoration Advisory Board. In FY98, the installation officially changed its name from Umatilla Ordnance Depot to Umatilla Chemical Depot (CD). To ensure continuous monitoring and improvement, Umatilla CD completed five-year review reports in FY99, FY04, and FY09.

To date, the installation has signed eight Records of Decision (RODs) and one decision document, selecting cleanup actions for 68 sites. In FY03, Umatilla CD conducted an inventory of sites suspected to contain munitions contamination for the Military Munitions Response Program (MMRP); MMRP sites were identified.

FY10 IRP Progress

Umatilla CD completed the environmental conditions report of all transferable property. The cost of completing environmental restoration has changed significantly due to regulatory issues and changes in estimating criteria.

Technical issues delayed completion of the pulse pumping and development of a plan to enhance pump-and-treat facility operation. Regulatory issues delayed completion of the ROD and monitoring plan for the landfill (LF).

FY10 MMRP Progress

Umatilla CD continued to support the local redevelopment authority in completion of the reuse plan for the Ammunition Demolition Area.

Plan of Action

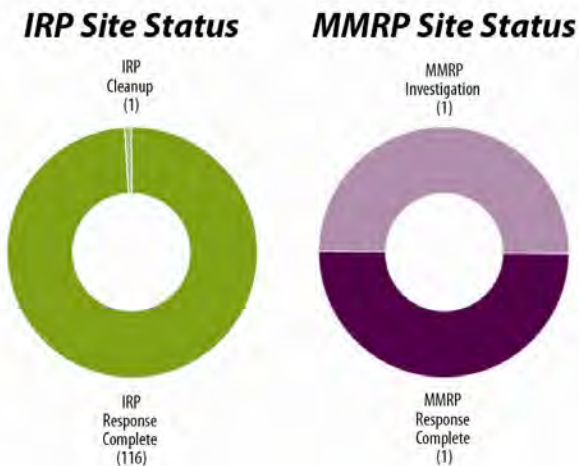
Plan of action items for Umatilla Chemical Depot are grouped below according to program category.

IRP

- Complete the ROD and monitoring plan for the LF in FY11.
- Conduct a preliminary assessment at Building 608/614 in FY11.
- Complete ROD for selenium at the Closed Solid Waste LF in FY11.
- Complete pulse pumping and develop a plan to enhance pump-and-treat facility operation in FY11.
- Complete ROD amendment for and then begin bioremediation at the groundwater pump-and-treat facility in FY11-FY12.

MMRP

- Complete a focused feasibility study to evaluate cleanup alternatives and continue to support the local redevelopment authority reuse plan for the Ammunition Demolition Area in FY11.
- Complete cleanup of unexploded ordnance at the Ammunition Demolition Area in FY11-FY12.



FFID:	VA321382093100	IAG Status:	N/A	IRP Sites (Final RIP/RC):	37 (FY2007)
Location (Size):	Vint Hill Farms, Virginia (696 acres)	Contaminants:	Metals, VOCs, petroleum hydrocarbons, pesticides, PAHs, PCBs, asbestos, cyanide, photographic wastes	MMRP Sites (Final RIP/RC):	None
Mission:	Supported logistics for signal intelligence and electronics warfare weapon systems and equipment; provide intelligence fusion material capability	Media Affected:	Groundwater, Surface Water, Sediment, Soil	Five-Year Review Status:	Completed and planned
HRS Score:	N/A	Funding to Date:	\$ 12.1 million	IRP/MMRP Status Table:	Refer to page E-8-63
		Est. CTC (Comp Year):	\$ 0.8 million (FY2010)		

Introduction

During the 1940s and 1950s, Vint Hill Farms Station served as a training center for Signal Corps personnel and as a refitting station for signal units. The mission resulted in contaminated underground storage tanks, landfills, lagoons, storage areas, pit areas, fire training areas, disposal areas, and spill sites. Site type contamination includes asbestos-containing materials, lead-based paint areas, transformers containing polychlorinated biphenyls (PCBs), and petroleum and solvent contamination. In 1993, the BRAC Commission recommended closure of Vint Hill Farms Station. Vint Hill Farms Station closed in October 1997. The installation formed a Restoration Advisory Board (RAB) in FY95 to discuss the installation's cleanup progress with the community; the RAB adjourned in FY06. To ensure continuous monitoring and improvement, Vint Hill Farms Stations completed a five-year review reports for Sites 1, 39, and 42 in FY10.

Vint Hill Farms Station transferred the entire 696 acres by FY03. With the exception of Area Requiring Environmental Evaluation 34, which was discovered post-transfer, all environmental investigation and cleanup is complete. In FY03, the installation conducted an inventory of sites suspected to contain munitions contamination for the Military Munitions Response Program (MMRP); no MMRP sites were identified.

FY10 IRP Progress

Vint Hill Farms Station completed a five-year review report for Sites 1, 39 and 42. This is the last narrative for this installation, as cleanup is complete at all sites.

FY10 MMRP Progress

Vint Hill Farms Station has identified no MMRP sites.

Plan of Action

Plan of action items for Vint Hill Farms Station are grouped below according to program category.

IRP

- Continue annual sampling and inspection of institutional controls in FY11.

MMRP

There are no MMRP actions scheduled for FY11 or FY12.

IRP Site Status



FFID:	PA317002454500	IAG Status:	FFA signed in September 1990	IRP Sites (Final RIP/RC):	10 (FY2006)
Location (Size):	Warminster Township, Pennsylvania (817 acres)	Contaminants:	Heavy metals, firing range wastes, fuels, land sewage sludges, non-industrial solid wastes, paints, PCBs, VOCs, SVOCs	MMRP Sites (Final RIP/RC):	None
Mission:	Perform research, development, testing, and evaluation for naval aircraft systems and antisubmarine warfare systems; perform associated software development	Media Affected:	Groundwater, Surface Water, Soil	Five-Year Review Status:	Completed and planned
HRS Score:	57.93; placed on NPL in October 1989	Funding to Date:	\$ 27.5 million	IRP/MMRP Status Table:	Refer to page E-6-137
		Est. CTC (Comp Year):	\$ 17.5 million (FY2042)		

Introduction

Warminster Naval Air Warfare Center (NAWC) Aircraft Division performs research, development, testing, and evaluation for naval aircraft systems and antisubmarine warfare systems. Contaminated site types include waste burn pits, sludge disposal pits, landfills, waste pits, and a fire training area. The potential risk to human health and the environment was significant enough for EPA to place the installation on the NPL in October 1989. DoD and EPA signed a federal facility agreement (FFA) in September 1990 to outline how they were going to proceed with cleanup. In July 1991 and July 1995, the BRAC Commission recommended Warminster NAWC for realignment and closure, respectively. The installation closed in March 1997. Formed in FY88, Warminster NAWC converted its technical review committee responsible for communicating cleanup progress with the community into a Restoration Advisory Board (RAB) in FY94. The installation also completed a community relations plan and established an administrative record in FY94. To ensure continuous monitoring and improvement, Warminster NAWC completed five-year review reports in FY02 and in FY07.

To date, the installation has signed Records of Decision (RODs), which selected cleanup actions at Operable Unit (OU) 1, Area A, and Sites 6 and 7. In addition, the installation signed RODs requiring no further actions for Sites 4 (OU 6), 5, 8, and Areas B and D. In FY02, the installation conducted an inventory of all sites suspected to contain munitions contamination for the Military Munitions Response Program (MMRP); no MMRP sites were identified.

FY10 IRP Progress

Warminster NAWC continued operations and maintenance (O&M) of the groundwater treatment system. In addition, the installation met the cleanup goal and stopped the pump-and-treat system at Area D.

FY10 MMRP Progress

Warminster NAWC has identified no MMRP sites.

Plan of Action

Plan of action items for Warminster Naval Air Warfare Center Aircraft Division are grouped below according to program category.

IRP

- Continue O&M of groundwater treatment system in FY11-FY12.
- Complete five-year review report in FY12.

MMRP

There are no MMRP actions scheduled for FY11 or FY12.

IRP Site Status



FFID:	DC317002431000	IAG Status:	FFA signed in June 1999	MMRP Sites (Final RIP/RC):	1 (FY2010)
Location (Size):	Washington, DC (63 acres)	Contaminants:	Solvents, metals, VOCs, SVOCs, PCBs, pesticides	Five-Year Review Status:	This installation is not required to complete a five-year review report.
Mission:	Provide resources, including administrative space, housing, training facilities, logistical support, and supplies, for Washington Navy Yard tenants and other assigned units	Media Affected:	Groundwater, Surface Water, Sediment, Soil	IRP/MMRP Status Table:	Refer to page E-7-16
HRS Score:	48.57; placed on NPL in July 1998	Funding to Date:	\$ 35.4 million		
		Est. CTC (Comp Year):	\$ 5.3 million (FY2017)		
		IRP Sites (Final RIP/RC):	31 (FY2013)		

Introduction

Washington Navy Yard (NY) provides resources, including administrative space, housing, training facilities, logistical support, and supplies, for the installation tenants and other assigned units. Investigations at the Washington NY initially identified 18 contaminated sites and 3 leaking underground storage tank sites. The potential risk to human health and the environment was significant enough for EPA to place the installation on the NPL in July 1998. DoD and EPA signed a federal facility agreement (FFA) in June 1999 to outline how they were going to proceed with cleanup. The installation updated the FFA with a RCRA consent order signed in July 1997. In 2005, the BRAC Commission recommended Washington NY for realignment. The installation developed a community relations plan in FY99.

To date, the installation has completed Records of Decision (RODs) selecting cleanup actions for Sites 1 through 5, 7, 9, 11, 13, 14, and 16. Washington NY has also signed two RODs requiring no further cleanup actions. In FY02, the installation conducted an inventory of all sites suspected to contain munitions contamination for the Military Munitions Response Program (MMRP); one MMRP site was identified.

FY10 IRP Progress

Washington NY completed the remedial investigation (RI) at Site Screening Area (SSA) 14 and the draft RI at Sites 22 and 23. The installation also completed field investigations at Operable Unit (OU) 2 and Sites 8 and 21.

Regulatory issues delayed the RI at SSA 12. Regulatory issues also delayed the feasibility study (FS) to evaluate cleanup alternatives at SSA 14.

FY10 MMRP Progress

Washington NY completed the site inspection at the Experimental Battery site.

Plan of Action

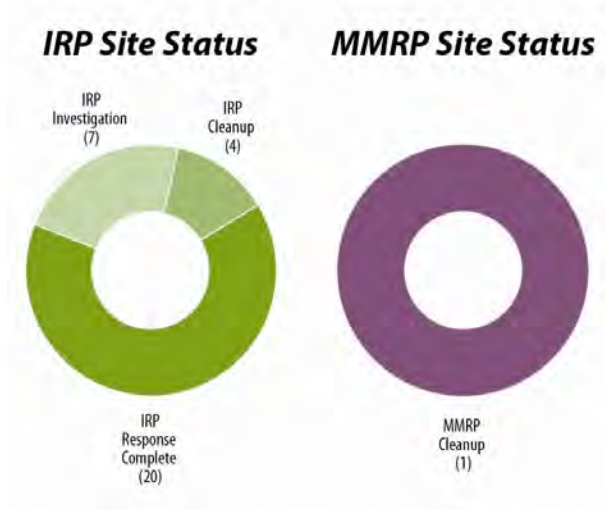
Plan of action items for Washington Navy Yard are grouped below according to program category.

IRP

- Complete FS for SSA 14 in FY11.
- Complete draft RI report for OU 2 and Sites 8 and 21 in FY11.
- Complete remedial investigation for SSA 12 in FY11.
- Complete field investigations for vapor intrusion sites in FY11.
- Draft RI report and complete fieldwork for supplemental work plan for Site 6 in FY11-FY12.

MMRP

There are no MMRP actions scheduled for FY11 or FY12.



FFID:	MO721372998500	HRS Score:	30.26; placed on NPL in February 1990	IRP Sites (Final RIP/RC):	2 (FY2013)
Location (Size):	MO (17,000 acres)	IAG Status:	FFA signed in August 1990	MMRP Sites (Final RIP/RC):	None
Mission:	Provides mission essential base operation support services for stakeholders within the Northwest Region, supports the Army Reserve operational force, and provides Command and Control for the bands and other units as directed.	Contaminants:	VOCs, SVOCs	Five-Year Review Status:	This installation is not required to complete a five-year review report.
		Media Affected:	Soil	IRP/MMRP Status Table:	Refer to page E-7-32
		Funding to Date:	\$ 1.3 million		
		Est. CTC (Comp Year):	\$ 5.2 million (FY2040)		

Introduction

The 88th Regional Support Command's (RSC) mission is to provide mission essential base operations support services for stakeholders within the Northwest Region, support the Army Reserve operational force, and provide Command and Control for the bands and other units as directed. The BRAC 2005 Commission recommended realignment of the 88th RSC to acquire Weldon Springs Training Area (WSTA). The contamination at the training area was a result of TNT and DNT production operations at the former Weldon Spring Ordnance Works (WSOW). The area is divided into two sites; WSTA 001 and WSTA 002. WSTA 001 consists of approximately 17,000 acres. The Army transferred approximately 205 acres of the original WSOW to the U.S. Atomic Energy Commission (now the Department of Energy) in 1955. WSTA 002 is approximately 7 acres in size and is located on the WSTA. The contaminants of concern at WSTA 001 are nitro-aromatic compounds, polyaromatic hydrocarbons (PAHs), polychlorinated biphenyl (PCBs) and lead. The potential risk to human health and the environment was significant enough for EPA to place the installation on the NPL in February 1990. WSTA 001 is made up of two operable units (OUs). OU 1 is made up of contaminated soils and wooden pipelines, and OU 2 is the contaminated groundwater and surface water associated with the former WSOW. EPA, the Army, and the Missouri Department of Natural Resources signed a federal facility agreement (FFA) for WSTA 001 in August 1990, which was updated in August 1991 to outline how they were going to conduct cleanup. In 1997, the installation formed a Restoration Advisory Board (RAB) to discuss cleanup progress with the community, which adjourned in FY10. To ensure continuous monitoring and improvement, the installation completed a five-year review report for OU 1 in FY05, and a five-year review report for OU 1s and 2 in FY10.

The installation signed a Record of Decision (ROD) in September 1996, which selected cleanup actions for OU 1, with an explanation of significant differences to the ROD signed in 2004. The installation signed a ROD for OU 2 in September 2004.

FY10 IRP Progress

The 88th RSC conducted annual monitoring and well sampling and completed a five-year review report for OU 2. The Kansas City District of the U.S. Army Corps of Engineers secured a contract to conduct a remedial investigation (RI) and feasibility study (FS) to evaluate cleanup alternatives at WSTA 002, and completed a draft final RI work plan.

The 88th RSC held a public meeting to discuss the draft five-year review report for OU 2, including strategies to streamline well monitoring for future sampling events, and proposed adjournment of the RAB.

FY10 MMRP Progress

The installation has identified no sites suspected to contain munitions contamination for the Military Munitions Response Program (MMRP).

Plan of Action

Plan of action items for Weldon Spring Training Area are grouped below according to program category.

IRP

- Obtain regulatory approval of RI work plan for WSTA 002 in FY11-FY12.
- Conduct well monitoring and sampling at OU 2 in FY11-FY12.
- Conduct RI/FS at WSTA 002 in FY11-FY12.

MMRP

There are no MMRP actions scheduled for FY11 or FY12.



FFID:	WV39799F346100	Contaminants:	TNT, DNT, organic compounds, VOCs, SVOCs, metals, propellants, explosives, other contaminants	MMRP Sites (Final RIP/RC):	1 (FY2009)
Location (Size):	Point Pleasant, West Virginia (2,704 acres)	Media Affected:	Groundwater, Surface Water, Sediment, Soil	Five-Year Review Status:	Complete and planned
Mission:	Manufactured TNT	Funding to Date:	\$ 80.1 million	IRP/MMRP Status Table:	Refer to page E-6-179
HRS Score:	35.72; placed on NPL in September 1983	Est. CTC (Comp Year):	\$ 46.7 million (FY2022)		
IAG Status:	IAGs signed in September 1987 and July 1989	IRP Sites (Final RIP/RC):	44 (FY2015)		

Introduction

From 1941 to 1946, West Virginia Ordnance Works manufactured TNT from toluene, nitric acid, and sulfuric acid. Principal contaminated sites include TNT manufacturing areas, wastewater sewer lines, and wastewater ponds known as the red and yellow water ponds. By-products of the manufacturing process included TNT, dinitrotoluene, and organic compounds, which migrated into groundwater, soil, surface water, and sediment. The potential risk to human health and the environment was significant enough for EPA to place West Virginia Ordnance Works on the NPL in September 1983. EPA partially delisted a 509-acre parcel from the NPL in FY03 and an additional 1,004 acres in FY04. DoD and EPA signed the first interagency agreement (IAG) in September 1987, and a second IAG in July 1989, to outline how they were going to proceed with cleanup. The U.S. Army Corps of Engineers (USACE) converted its technical review committee, that was formed in FY94 to communicate the installation's cleanup progress with the community, into a Restoration Advisory Board in FY98. To ensure continuous monitoring and improvement, USACE completed five-year review reports in FY95, FY00, and FY05.

The property is grouped into Operable Units (OUs) 1 through 5 and 7 through 13. OUs 7 OU 13 are under EPA management with no further cleanup action planned for the Army. To date, DoD and EPA have signed Records of Decision (RODs) which selected cleanup actions for OUs 1, 2, and 11. USACE and EPA determined that OUs 10 and 12 required no further cleanup action. The former OU 6 was changed to Environmental Unit 6. In FY03, USACE conducted an inventory of closed, transferred, and transferring ranges and sites suspected to contain munitions contamination for the Military Munitions Response Program (MMRP); one MMRP site was identified.

FY10 IRP Progress

USACE prepared the fourth five-year review report and also continued operation and maintenance (O&M) of groundwater treatment systems at OU 2. USACE continued evaluating results of the treatability study (TS) at OU 4 and also began an enhanced natural cleanup process TS to evaluate different carbon sources to cleanup groundwater for OU 9 in the TNT Manufacturing area. USACE continued the long-term management (LTM) program. The cost of completing environmental restoration has changed significantly due to changes in estimating criteria.

Regulatory issues delayed the completion of the proposed plan (PP) and ROD for OUs 8 and 9, and the PP and ROD for OU 9 are delayed indefinitely while the installation evaluates the results of the TS. Regulatory and administrative issues delayed completion of the five-year review report.

FY10 MMRP Progress

West Virginia Ordnance Works conducted no MMRP activities.

Plan of Action

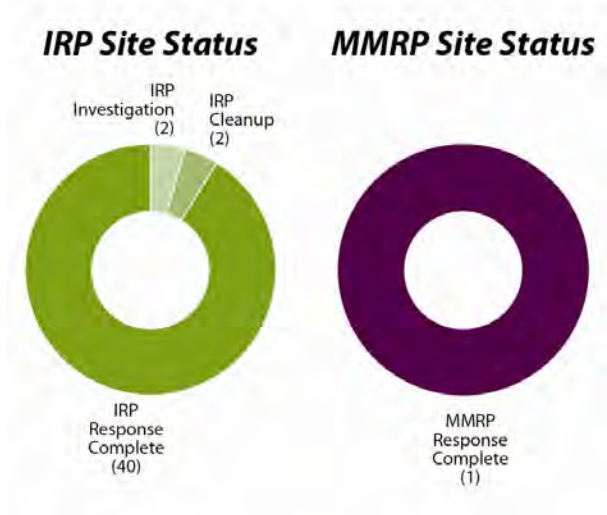
Plan of action items for West Virginia Ordnance Works are grouped below according to program category.

IRP

- Complete the PP and ROD for OU 8 in FY11.
- Complete the evaluation of TS results at OUs 4 and 9 in FY11-FY12.
- Continue the enhanced natural cleanup process TS for OU 9 in FY11-FY12.
- Continue LTM in FY11-FY12.
- Continue O&M of groundwater extraction and treatment systems in FY11-FY12.

MMRP

There are no MMRP actions scheduled for FY11 or FY12.



FFID:	WA017002336100	delisted in 1995; 48.48 (Ault Field), placed on NPL in February 1990	Est. CTC (Comp Year):	\$ 38.1 million (FY2042)
Location (Size):	Oak Harbor, Washington (7,000 acres)		IRP Sites (Final RIP/RC):	92 (FY2017)
Mission:	Serve as host to training and operations center for two squadrons: Center for U.S. Marine Corps and Navy Reserve training in the Pacific Northwest	IAG Status:	MMRP Sites (Final RIP/RC):	4 (FY2020)
		Contaminants:	Five-Year Review Status:	Completed and planned
		Media Affected:	IRP/MMRP Status Table:	Refer to page E-6-177
HRS Score:	39.64 (Seaplane Base), placed on NPL in February 1990,	Funding to Date:		

Introduction

Whidbey Island Naval Air Station (NAS) is a training and operations center for two squadrons: Center for U.S. Marine Corps, and Navy Reserve training in the Pacific Northwest. Whidbey Island NAS occupies four areas on Whidbey Island, Washington: Ault Field, Seaplane Base, Coupville Outlying Field, and Lake Hancock Target Range. Past disposal practices from aircraft maintenance, vehicle maintenance, public works shop activities, and fire training activities have contributed to contamination. The potential risk to human health and the environment was significant enough for EPA to place the installation on the NPL in February 1990. DoD and EPA signed a federal facility agreement (FFA) in September 1990 to outline how they were going to proceed with cleanup. EPA delisted the Seaplane Base from the NPL in 1995. In 2005, the BRAC Commission recommended Whidbey Island NAS for realignment. In FY94, the installation converted its technical review committee responsible for communicating cleanup progress with the community into a Restoration Advisory Board. Whidbey Island NAS updated the community relations plan in FY96. To ensure continuous monitoring and improvement, the installation completed five-year review reports in FY98, FY05, and FY09.

To date, the installation has completed five Records of Decision (RODs), which selected cleanup actions for five sites. In FY02, the installation conducted an inventory of all sites suspected to contain munitions contamination for the Military Munitions Response Program (MMRP); MMRP sites were identified.

FY10 IRP Progress

Whidbey Island NAS maintained land use controls (LUCs), which restricted the use of or access to applicable areas. The installation evaluated the ROD for cleanup goals at selected compounds and for the addition of 1,4-dioxane. Whidbey Island NAS also continued operations and maintenance (O&M) of the groundwater extraction, treatment, and recharge at Operable Unit (OU) 1 (Area 6).

Technical issues delayed the installation of bioventing systems, which increases oxygen in the soil to stimulate microbial activity, to treat petroleum-contaminated soils.

FY10 MMRP Progress

Whidbey Island NAS continued the site inspection, which determined the need for a focused feasibility study (FS) to evaluate cleanup alternatives at the former Lake Hancock Target Range.

Plan of Action

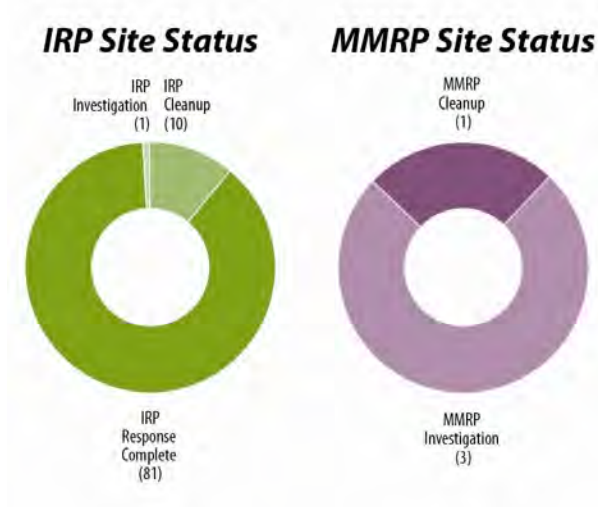
Plan of action items for Whidbey Island Naval Air Station Ault Field and Seaplane Base are grouped below according to program category.

IRP

- Install the bioventing systems in FY11.
- Continue with O&M of the groundwater extraction, treatment, and recharge at OU 1, (Area 6) in FY11-FY12.
- Maintain LUCs at applicable areas in FY11-FY12.
- Continue to evaluate and assess the ROD for selected compounds and the addition of 1,4 dioxane in FY11-FY12.
- Conduct monitoring and inspection of the beach landfill at OU 5 (Area 1) in FY11-FY12.

MMRP

- Complete a focused FS to address munitions debris at the former Lake Hancock Target Range in FY11-FY12.



FFID:	MD317002344400	Contaminants:	Explosive compounds, waste oils, PCBs, heavy metals, VOCs, SVOCs, propellants, radioactive materials	MMRP Sites (Final RIP/RC):	None
Location (Size):	Silver Spring, Maryland (710 acres)	Media Affected:	Groundwater, Surface Water, Sediment, Soil	Five-Year Review Status:	Completed and planned
Mission:	Research, develop, test, and evaluate ordnance technology	Funding to Date:	\$ 39.6 million	IRP/MMRP Status Table:	Refer to page E-7-28
HRS Score:	N/A	Est. CTC (Comp Year):	\$ 1.5 million (FY2021)		
IAG Status:	N/A	IRP Sites (Final RIP/RC):	38 (FY2006)		

Introduction

White Oak Naval Surface Warfare Center (NSWC) researched, developed, tested, and evaluated ordnance technology. Past activities at the installation included landfill disposal of oils, polychlorinated biphenyls (PCBs), solvents, paint residue, and other chemicals (including mercury); disposal of chemical research wastewater in dry wells; burning of explosive ordnance; and composting of sludge. Records also indicate that a radium spill occurred. Contaminants of concern are volatile organic compounds (VOCs), PCBs, cadmium, chromium, lead, mercury, nickel, and ordnance compounds. In July 1995, the BRAC Commission recommended closure of White Oak NSWC. The facility closed in July 1997. White Oak NSWC formed a BRAC cleanup team in FY98 to develop a process for cleanup of sites. The BRAC cleanup team developed a cleanup plan with community input to prioritize sites requiring cleanup in FY96. White Oak NSWC updated the BRAC cleanup plan and community relations plan in FY02. Formed in FY89, the installation converted its technical review committee responsible for communicating cleanup progress with the community into a Restoration Advisory Board in FY96. In FY94, the installation established an administrative record, an information repository, and a community relations plan. To ensure continuous monitoring and improvement, White Oak NSWC completed a five-year review report in FY06.

To date, the installation has completed 12 Records of Decision, which selected cleanup actions for 12 sites. In FY02, the installation conducted an inventory of all sites suspected to contain munitions contamination for the Military Munitions Response Program (MMRP); no sites were identified.

FY10 IRP Progress

White Oak NSWC continued operations of cleanup systems at Sites 4, 5/13, 7, 9, 11, 46, 49, and Solid Waste Management Unit (SWMU) 87 (Area of Concern [AOC] 2).

FY10 MMRP Progress

White Oak NSWC has identified no MMRP sites.

Plan of Action

Plan of action items for White Oak Naval Surface Warfare Center are grouped below according to program category.

IRP

- Continue long-term management activities at Sites 4, 5/13, 7, 9, 11, 46, 49, and SWMU 87 (AOC 2) in FY11-FY12.
- Complete land use controls, which restrict the use of and access to Sites 4, 13, 49, and SWMU 87 (AOC 2) in FY11-FY12.

MMRP

There are no MMRP actions scheduled for FY11 or FY12.

IRP Site Status



FFID:	FL417002324400	Contaminants:	Pesticides, PCBs, VOCs, heavy metals, chlorinated hydrocarbons, SVOCs, radioactive materials	MMRP Sites (Final RIP/RC):	1 (FY2012)
Location (Size):	Milton, Florida (3,842 acres)	Media Affected:	Groundwater, Surface Water, Sediment, Soil	Five-Year Review Status:	Completed and planned
Mission:	Train student naval aviators	Funding to Date:	\$ 40.8 million	IRP/MMRP Status Table:	Refer to page E-6-54
HRS Score:	50.00; placed on NPL in May 1994	Est. CTC (Comp Year):	\$ 18.9 million (FY2050)		
IAG Status:	FFA signed in March 2009	IRP Sites (Final RIP/RC):	46 (FY2011)		

Introduction

Whiting Field Naval Air Station (NAS) trains student naval aviators, and has administrative responsibility for the Outlying Landing Field Barin, located in Alabama. Beginning in FY85, studies at this installation identified contaminated sites at Whiting Field NAS and the Outlying Landing Field Barin. Site types include disposal areas and pits, storage areas, spill areas, landfills, a disposal and burning area, a maintenance area, underground storage tanks, fuel pits, fire training areas, and drainage ditches. The potential risk to human health and the environment was significant enough for EPA to place the installation on the NPL in May 1994. DoD and EPA signed a federal facility agreement (FFA) in FY09 to outline how they are going to proceed with cleanup. Whiting Field NAS formed a technical review committee responsible for communicating cleanup progress with the community in FY90; formed a technical review committee for the Outlying Landing Field Barin in FY02; converted both technical review committees to Restoration Advisory Boards (RABs) in FY05; and adjourned the RABs in FY09. The installation completed the Outlying Landing Field Barin's community relations plan in FY93 and updated the community relations plan in FY03. To ensure continuous monitoring and improvement, the installation completed five-year review reports for Sites 1 and 2 in FY06.

Whiting Field NAS has closed 12 sites. The installation closed Sites 3, 5/5A, 8, 9, 12, 14, 36, and 37 with no action, and Sites 6, 29, 31, and 38 with no further cleanup actions. The installation determined that Sites 1, 2, 10, 11, 13, 15, 17, 18, 30, 32, 33, and 35 required land use controls, which restrict access to the sites. The installation also has closed ten sites at Outlying Land Field Barin. To date, the installation has signed 22 Records of Decision (RODs), which selected cleanup actions for 22 environmental restoration sites. In FY02, the installation conducted an inventory of all sites suspected to contain munitions contamination for the Military Munitions Response Program (MMRP); one MMRP site was identified.

FY10 IRP Progress

Whiting Field NAS continued cleanup at Sites 4 and 7.

Regulatory issues delayed cleanup and RODs at Sites 39 and 41 and the remedial investigation (RI) at Site 40.

FY10 MMRP Progress

Whiting Field NAS completed the site inspection at the former Gunnery Area and Skeet Range.

Plan of Action

Plan of action items for Whiting Field Naval Air Station are grouped below according to program category.

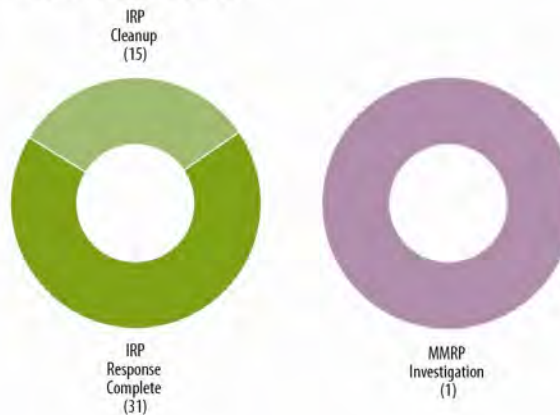
IRP

- Complete proposed plan and feasibility study to evaluate cleanup alternatives for Site 39 in FY11.
- Complete RI at Site 40 in FY11.
- Complete ROD, design for cleanup, and cleanup actions at Sites 39 and 41 in FY11.

MMRP

- Complete interim removal action at Unexploded Ordnance Site 1 in FY11.

IRP Site Status



FFID:	AZ957002858200	Contaminants:	VOCs, POLs, heavy metals, pesticides, UXO, SVOCs	Five-Year Review Status:	Completed and planned
Location (Size):	Mesa, Arizona (4,043 acres)	Media Affected:	Groundwater and Soil	IRP/MMRP Status Table:	Refer to page E-6-15
Mission:	Supported pilot training and ground equipment maintenance	Funding to Date:	\$ 75.5 million		
HRS Score:	37.93; placed on NPL in November 1989	Est. CTC (Comp Year):	\$ 56.8 million (FY2061)		
IAG Status:	FFA signed in FY1990	IRP Sites (Final RIP/RC):	33 (FY2011)		
		MMRP Sites (Final RIP/RC):	4 (FY2012)		

Introduction

Williams Air Force Base (AFB) formerly supported pilot training and ground equipment maintenance. The installation has identified restoration sites, which include the liquid fuels storage area, fire protection training area (FPTA) 002, a collapsed stormwater line, spill sites (SS), landfills (LFs), storage tanks (STs), and an old pesticide and paint shop. The potential risk to human health and the environment was significant enough for EPA to place Williams AFB on the NPL in 1989. DoD and EPA signed a federal facility agreement (FFA) in FY90 to outline how they were going to proceed with cleanup. The 1991 BRAC Commission recommended closure of the installation, and the installation closed in September 1993. With community input, the installation updated the BRAC cleanup plan to prioritize sites requiring environmental restoration in FY97 and FY05.

Williams AFB consolidated restoration sites into three operable units (OUs). In FY93, the installation created two more OUs after an environmental assessment of 30 additional areas. EPA and Williams AFB agreed to create a sixth OU in FY97. To date, Williams AFB has signed Records of Decision (RODs) selecting cleanup actions for OUs 1 through 5. The installations has transferred approximately 3,888 acres. In FY04, Williams AFB conducted an inventory of sites suspected to contain munitions contamination for the Military Munitions Response Program (MMRP); four MMRP sites were identified.

FY10 IRP Progress

Williams AFB completed the thermal enhanced extraction pilot test study to evaluate this technology for cleanup of subsurface fuel contamination. In addition, Williams AFB completed the temporary treatment facility for overexcavated soil at OU 6 (SS 017). The ROD amendment for OU 3 (FPTA 002) and the feasibility study report to evaluate cleanup alternatives and ROD amendment for OU 1 (LF 004) were added into the pending award of the 2011 performance-based remediation contract.

Administrative issues delayed the ROD for OU 6.

The installation conducted a site tour for members of the BRAC Clean-up team Region 9 and the Arizona Department of Environmental Quality.

FY10 MMRP Progress

Williams AFB identified two types of munitions and explosives of concern (MEC) during the investigation at Parcel N. A three-acre area where the MEC findings were concentrated requires additional investigation. As a result, the installation assigned a new site within Parcel N Debris Area, XU 403.

Plan of Action

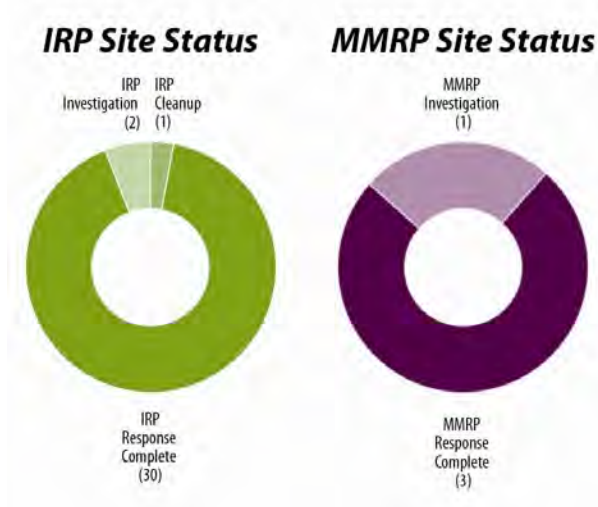
Plan of action items for Williams Air Force Base are grouped below according to program category.

IRP

- Award performance based contract for all cleanup activities in FY11.
- Complete ROD for OU 6 (SS 017) in FY11.
- Begin interim action at ST 012 and integrate pump-and-treat groundwater containment system in FY11.
- Install off-site wells at LF 004 to determine extent of contaminated areas in FY11.
- Complete five-year review report in FY11.

MMRP

- Complete site inspection and clearance of MEC at the Parcel N Debris Area, XU 403 in FY12.



FFID:	VA317002460500	Contaminants:	VOCs, explosives, propellants, PAHs, metals, PCBs, SVOCs	Five-Year Review Status:	This installation is not required to complete a five-year review report.
Location (Size):	Yorktown, Virginia (1,578 acres)	Media Affected:	Groundwater, Surface Water, Sediment, Soil	IRP/MMRP Status Table:	Refer to page E-6-171
Mission:	Supply Atlantic Fleet ships and provide recreational opportunities to military and civilian personnel	Funding to Date:	\$ 12.2 million		
HRS Score:	48.72; placed on NPL in December 2000	Est. CTC (Comp Year):	\$ 11.5 million (FY2025)		
IAG Status:	FFA signed in March 2005	IRP Sites (Final RIP/RC):	17 (FY2017)		
		MMRP Sites (Final RIP/RC):	1 (FY2008)		

Introduction

Williamsburg Fleet Industrial Supply Center (FISC) supplies Atlantic Fleet ships and provides recreational opportunities to military and civilian personnel. Contaminants at the installation include semivolatile organic compounds (SVOCs), polyaromatic hydrocarbons (PAHs), metals, and polychlorinated biphenyls (PCBs). These primarily affect groundwater, surface water, and sediment. The potential risk to human health and the environment from eight sites that are hydrologically connected to the Chesapeake Bay was significant enough for EPA to place Williamsburg FISC on the NPL in December 2000. DoD and EPA signed a federal facility agreement (FFA) in FY05 to outline how they were going to proceed with cleanup. The Naval Weapons Station Yorktown Restoration Advisory Board meets twice per year to discuss cleanup progress for Williamsburg FISC with the community.

To date, Williamsburg FISC has completed a Record of Decision (ROD) requiring no further action at Sites 1 and 11. In FY03, the installation completed a Decision Document (DD) requiring no further response actions for Sites 2, 3, 5, 6, 8, and 10. In FY02, the installation conducted an inventory of all sites suspected to contain munitions contamination for the Military Munitions Response Program (MMRP); one MMRP site was identified.

FY10 IRP Progress

Williamsburg FISC completed site inspections at Sites 4, 7, 9, area of concern (AOC) 3, and Penniman (AOCs). Williamsburg FISC also completed a proposed plan and ROD requiring no further cleanup actions at Site 11. The cost of completing environmental restoration has changed significantly due to technical issues.

FY10 MMRP Progress

Williamsburg FISC conducted no MMRP activities.

Plan of Action

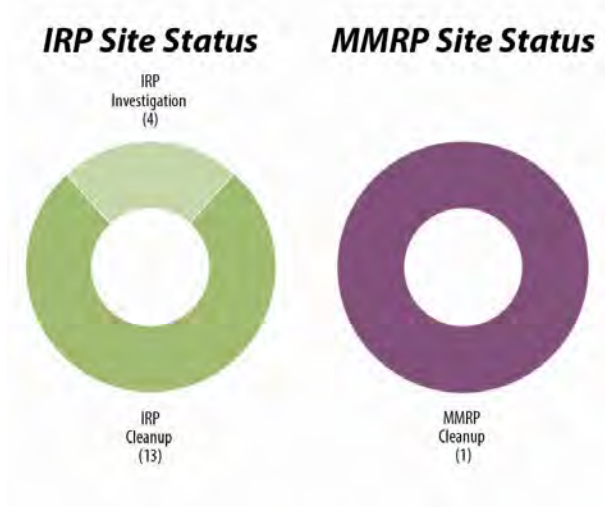
Plan of action items for Williamsburg FISC, Cheatham Annex are grouped below according to program category.

IRP

- Complete ROD for Site 7 in FY11.
- Complete remedial investigation at AOC 9 in FY11.
- Complete DD in FY11.

MMRP

There are no MMRP actions scheduled for FY11 or FY12.



FFID:	PA357122534900	Contaminants:	SVOCs, chlorinated solvents, jet fuel, VOCs, metals	Five-Year Review Status:	This installation is not required to complete a five-year review report.
Location (Size):	Willow Grove, Pennsylvania (210 acres)	Media Affected:	Surface Water, Sediment, Soil, Groundwater	IRP/MMRP Status Table:	Refer to page E-7-45
Mission:	Train personnel for air transport and air evacuation activities	Funding to Date:	\$ 8.5 million		
HRS Score:	50.00; placed on NPL in September 1995	Est. CTC (Comp Year):	\$ 1.1 million (FY2013)		
IAG Status:	None	IRP Sites (Final RIP/RC):	7 (FY2007)		
		MMRP Sites (Final RIP/RC):	None		

Introduction

The primary mission of the 913th Airlift Wing at the Willow Grove Air Reserve Station (ARS) was to train personnel for various air transport and air evacuation activities, to operate base facilities and air terminals, and to provide support to assigned units. Willow Grove ARS is owned by the Air Force Reserve Command and is co-located with the Navy-owned Naval Air Station Joint Reserve Base (NAS JRB) Willow Grove. Although NAS JRB Willow Grove is scheduled to close in 2011, Willow Grove ARS was not included as part of the closure of the NAS JRB. Industrial activities at Willow Grove ARS include aircraft maintenance, base civil engineering, and fuel storage. Base civil engineering operations involve generation of waste solvents, oils, miscellaneous chemicals, and paints from various shops, including a paint shop, plumbing shop, photography lab, carpentry shop, and several flammable-material storage facilities. Fuel storage operations include the bulk storage of jet fuel. The potential risk to human health and the environment was significant enough for DoD and EPA to jointly place the installation and the adjacent Willow Grove Naval Air Station on the NPL in September 1995. The installation formed a joint Restoration Advisory Board with the Navy in August 1994 to discuss the installation’s cleanup progress with the community.

Willow Grove ARS conducted an inventory of sites suspected to contain munitions contamination for the Military Munitions Response Program (MMRP) in FY05; no MMRP sites were identified.

FY10 IRP Progress

Willow Grove ARS completed removal of the contaminated soils at Site 01. The installation also completed a pilot study on the contaminated soils and implemented recommendations for Site 01. In addition, Willow Grove ARS performed operations and maintenance (O&M) on the cleanup system, quarterly compliance monitoring, and installed the air manifold and relocated the cleanup system at Site 01.

FY10 MMRP Progress

Willow Grove ARS has identified no MMRP sites.

Plan of Action

Plan of action items for Willow Grove Air Reserve Station are grouped below according to program category.

IRP

- Continue O&M on the cleanup system and conduct quarterly compliance monitoring at Site 01 in FY11.
- Submit the final report to Pennsylvania Department of Environmental Protection in FY11.
- Continue performance monitoring and sampling in FY11.
- Remove cleanup system and close wells and site in FY12.

MMRP

There are no MMRP actions scheduled for FY11 or FY12.

IRP Site Status



FFID:	PA317002231200	Contaminants:	Heavy metals, PCBs, POLs, solvents, VOCs, SVOCs, explosives, propellants, radioactive materials	MMRP Sites (Final RIP/RC):	None
Location (Size):	Willow Grove, Pennsylvania (1,090 acres)	Media Affected:	Groundwater, Surface Water, Sediment, Soil	Five-Year Review Status:	Planned
Mission:	Serve as Reserve naval air station for aviation training activities	Funding to Date:	\$ 12.2 million	IRP/MMRP Status Table:	Refer to page E-6-138
HRS Score:	50.00; placed on NPL in September 1995	Est. CTC (Comp Year):	\$ 17.5 million (FY2028)		
IAG Status:	FFA signed in 2005	IRP Sites (Final RIP/RC):	14 (FY2015)		

Introduction

Willow Grove Naval Air Station (NAS) Joint Reserve Base serves as a reserve NAS for aviation training activities. Contaminated site types include landfills, underground storage tanks, and a fire training area. The potential risk to human health and the environment was significant enough for EPA to place the installation on the NPL in September 1995. In FY05, DoD and EPA signed a federal facility agreement (FFA) to outline how they were going to proceed with cleanup. The 2005 BRAC Commission recommended closure of Willow Grove NAS Joint Reserve Base. Formed in FY90, the installation converted its technical review committee responsible for communicating cleanup progress with the community into a Restoration Advisory Board (RAB) in FY95; the RAB meets regularly. Willow Grove NAS Joint Reserve Base established an administrative record and information repository in FY91, and a community relations plan was developed in FY97.

To date, the installation has signed a Record of Decision (ROD) requiring no further cleanup actions for Sites 1 (Soils) and 2. In FY02, the installation conducted an inventory of all sites suspected to contain munitions contamination for the Military Munitions Response Program (MMRP); no MMRP sites were identified.

FY10 IRP Progress

Willow Grove NAS Joint Reserve Base completed the implementation plan for land use controls for Site 1, which restrict the use of or access to the site. Willow Grove NAS Joint Reserve Base also signed the ROD requiring no further cleanup actions for Site 2. In addition, the installation completed a Phase I remedial investigation (RI) for Site 12. The cost of completing environmental restoration has changed significantly due to technical issues and changes in estimating criteria.

Technical issues delayed the groundwater pilot study and proposed plan (PP) for Site 5.

FY10 MMRP Progress

Willow Grove NAS has identified no MMRP sites.

Plan of Action

Plan of action items for Willow Grove Naval Air Station Joint Reserve Base are grouped below according to program category.

IRP

- Complete the PP and groundwater pilot study for Site 5 in FY11.
- Complete the RI, Feasibility Study (FS) to evaluate cleanup alternatives and PP for Site 3 in FY11-FY12.
- Complete Phase II RI at Site 12 in FY11-F12.
- Prepare the ROD for Site 5 in FY11-FY12.

MMRP

There are no MMRP actions scheduled for FY11 or FY12.



FFID:	OH557172431200	Contaminants:	Acids, plating wastes, VOCs, waste oils and fuels, SVOCs, solvents, TCE	Five-Year Review Status:	Completed and planned
Location (Size):	Dayton, Ohio (8,145 acres)	Media Affected:	Groundwater, Surface Water, Sediment, Soil	IRP/MMRP Status Table:	Refer to page E-6-129
Mission:	Serve as host to many organizations, including headquarters Air Force Materiel Command	Funding to Date:	\$ 198.7 million		
HRS Score:	57.85; placed on NPL in October 1989	Est. CTC (Comp Year):	\$ 35.7 million (FY2028)		
IAG Status:	FFA signed in March 1991	IRP Sites (Final RIP/RC):	73 (FY2011)		
		MMRP Sites (Final RIP/RC):	1 (FY2003)		

Introduction

Wright-Patterson Air Force Base (AFB) serves as host to many organizations, including headquarters Air Force Materiel Command. Past activities at Wright-Patterson AFB created spill sites (SSs) and unlined waste disposal areas, including landfills (LFs), fire training areas, underground storage tanks, earth fill disposal areas, and coal storage areas. Soil and groundwater are contaminated with volatile organic compounds (VOCs), semivolatle organic compounds (SVOCs), trichloroethylene (TCE), benzene, toluene, ethyl benzene, xylene compounds, and fuel and its combustion by-products. The potential risk to human health and the environment was significant enough for EPA to place the installation on the NPL in October 1989. DoD and EPA signed a federal facility agreement (FFA) in March 1991 to outline how they were going to proceed with cleanup. To ensure continuous monitoring and improvement, the installation completed five-year review reports in FY00 and FY06.

To date, the installation has identified 66 sites and 4 areas of concern (AOCs). Wright-Patterson AFB has signed Records of Decision (RODs) to select cleanup actions at LFs 8 and 10 (Operable Unit [OU] 1) and SSs 2, 3, and 10 (OU 2). Additionally, the installation signed RODs requiring no further cleanup actions at 41 sites (38 sites, 2 AOCs, and an explosive ordnance disposal range) and 21 soil sites. In FY97, the installation signed the ROD for the Groundwater OU. After signing the RODs, the installation discovered contamination at two AOCs (Buildings 25 and 79/95) and two sites (Buildings 58 and 59). In FY05, the installation conducted an inventory of sites suspected to contain munitions contamination for the Military Munitions Response Program (MMRP); one MMRP site was identified.

FY10 IRP Progress

Wright-Patterson AFB continued operation and maintenance (O&M) at LFs and long-term management (LTM) of groundwater, and continued ROD optimization for OU2. The installation completed a draft five-year review report, and submitted it to agencies for review. Wright-Patterson AFB also submitted a draft groundwater treatment system optimization report to the regulatory agencies. The cost of completing

environmental restoration has changed significantly due to changes in estimating criteria.

Regulatory issues delayed compilation of documentation for partial delisting of soils from the NPL. Technical and regulatory issues delayed the cleanup action, proposed plan (PP), and a ROD to select cleanup actions at Building 55.

FY10 MMRP Progress

Wright-Patterson AFB completed an evaluation of potential environmental hazards and submitted the draft final evaluation for regulatory review.

Technical issues delayed completion of review and coordination of a preliminary assessment (PA), and review and coordination and completion of the site inspection (SI) work plan.

Plan of Action

Plan of action items for Wright-Patterson Air Force Base are grouped below according to program category.

IRP

- Complete PP, cleanup actions, and ROD for Buildings 25, 55, 59, and 79/95 in FY11.
- Continue O&M at LFs and LTM of the groundwater in FY11.
- Continue groundwater treatment system optimization in FY11.
- Begin basewide Conceptual Site Models for OUs, and long-term monitoring well abandonment in FY11.
- Complete a land use control document, which will restrict use of and access to sites in FY11.
- Finalize five-year review report in FY11.
- Compile documentation for partial delisting of soils from the NPL and submit to regulators in FY11.

MMRP

- Complete review and coordination of a PA in FY11.
- Complete SI workplan in FY11.
- Complete final evaluation of potential environmental hazards in FY11-FY12.

IRP Site Status



MMRP Site Status



FFID:	MI557002427800	Contaminants:	Spent solvents, UXO, VOCs, SVOCs, metals, POLs	Five-Year Review Status:	Completed and planned
Location (Size):	Oscoda, Michigan (4,627 acres)	Media Affected:	Groundwater, Surface Water, Soil	IRP/MMRP Status Table:	Refer to page E-6-96
Mission:	Supported fighter, bomber, and cargo aircraft operations	Funding to Date:	\$ 70.3 million		
HRS Score:	50.00; placed on NPL in January 1994	Est. CTC (Comp Year):	\$ 13.5 million (FY2047)		
IAG Status:	N/A	IRP Sites (Final RIP/RC):	62 (FY2013)		
		MMRP Sites (Final RIP/RC):	10 (FY2011)		

Introduction

Prior to its closure, the mission of Wurtsmith Air Force Base (AFB) was to conduct tactical fighter and bomber training. Sites at the installation include a waste solvent underground storage tank, bulk storage areas for petroleum/oil/lubricants (POLs), aboveground storage tanks, fire training areas, landfills (LFs), and an aircraft crash site. Volatile organic compounds (VOCs) at the installation include trichloroethylene (TCE), dichloroethene, vinyl chloride, benzene, toluene, ethyl benzene, and xylenes, all of which primarily affect groundwater. The potential risk to human health and the environment was significant enough for EPA to place the installation on the NPL in January 1994. The 1991 BRAC Commission recommended closure of Wurtsmith AFB and the installation closed in June 1993. The BRAC cleanup team developed a BRAC cleanup plan with community input to prioritize sites requiring environmental restoration. The installation formed a Restoration Advisory Board in FY94 to discuss its cleanup progress with the community. To ensure continuous monitoring and improvement, the installation completed a five-year review report in FY04.

In FY04, the installation conducted an inventory of sites suspected to contain contamination for the Military Munitions Response Program (MMRP); MMRP sites were identified.

FY10 IRP Progress

Wurtsmith AFB drafted a decision document (DD) for LFs 030 and 031 to select cleanup actions in coordination with the BRAC cleanup team. The installation also began the investigation at LF 027 and awarded a contract to complete an explanation of significant differences for the Record of Decision at OT 024.

Administrative issues delayed the DD and feasibility study (FS) to evaluate cleanup alternatives at Spill Site (SS) 072. Technical issues delayed the DD for the Fire Pit Training Area (FPTA) 002; interview action continued. Administrative issues also delayed the completion of the five-year review report; interviews and research were conducted.

FY10 MMRP Progress

Wurtsmith AFB conducted hazard recognition training. The installation began closeout documentation reviews for four sites.

Plan of Action

Plan of action items for Wurtsmith Air Force Base are grouped below according to program category.

IRP

- Complete DD and construction of cleanup system at LFs 030 and 031 in FY11.
- Complete five-year review report in FY11.
- Complete DD and FS to Install cleanup system at SS 072 in FY11.
- Conduct remedial investigation at LF 027 in FY11.
- Complete DD for FPTA 002 in FY11.

MMRP

- Complete closeout documentation for remaining sites in FY11 and FY12.

IRP Site Status



MMRP Site Status



FFID:	VA317002417000	Contaminants:	Acids, asbestos, explosives, cadmium, zinc, lead, mercury, PAHs, VOCs, paint thinners, solvents, PCBs, waste oils, nickel, varnishes, SVOCs, metals, propellants, explosives	IRP Sites (Final RIP/RC):	49 (FY2015)
Location (Size):	Yorktown, Virginia (10,624 acres)	Media Affected:	Groundwater, Surface Water, Sediment, Soil	MMRP Sites (Final RIP/RC):	2 (FY2017)
Mission:	Provide technical support and maintenance, modifications, production, loading, off-loading, and storage for Atlantic Fleet	Funding to Date:	\$ 59.1 million	Five-Year Review Status:	Completed and planned
HRS Score:	50.00; placed on NPL in October 1992	Est. CTC (Comp Year):	\$ 25.4 million (FY2050)	IRP/MMRP Status Table:	Refer to page E-6-172
IAG Status:	FFA signed in August 1994				

Introduction

Yorktown Naval Weapons Station (NWS) provides ordnance technical support and related services to the Atlantic Fleet. Six contaminated sites are hydrologically connected to the Chesapeake Bay. Contaminants include explosive nitramine compounds and volatile organic compounds (VOCs) that affect groundwater, surface water, and sediment. The potential risk to human health and the environment was significant enough for EPA to place the installation on the NPL in October 1992. DoD and EPA signed a federal facility agreement (FFA) in September 1994 to outline how they were going to proceed with cleanup. In 2005, the BRAC Commission recommended Yorktown NWS for realignment. Formed in FY91, the installation converted its technical review committee responsible for communicating cleanup progress with the community into a Restoration Advisory Board in FY95. In FY02, the installation updated the community relations plan. To ensure continuous monitoring and improvement, Yorktown NWS completed five-year review reports in FY02 and FY08.

To date, Yorktown NWS has completed 16 Records of Decision (RODs), which selected cleanup actions for environmental restoration sites. In FY02, the installation conducted an inventory of all sites suspected to contain munitions contamination for the Military Munitions Response Program (MMRP); MMRP sites were identified.

FY10 IRP Progress

Yorktown NWS completed the Phase II remedial investigation (RI) at Operable Unit 1; RODs for Sites 11, 17, 29, and 30; and a removal action at Site 32 (Supply Support Area 25).

Regulatory issues delayed completion of the RI at Site 31.

FY10 MMRP Progress

Yorktown NWS completed site inspection (SI) fieldwork, including a geophysical survey, at Turkey Road Landfill (LF).

Plan of Action

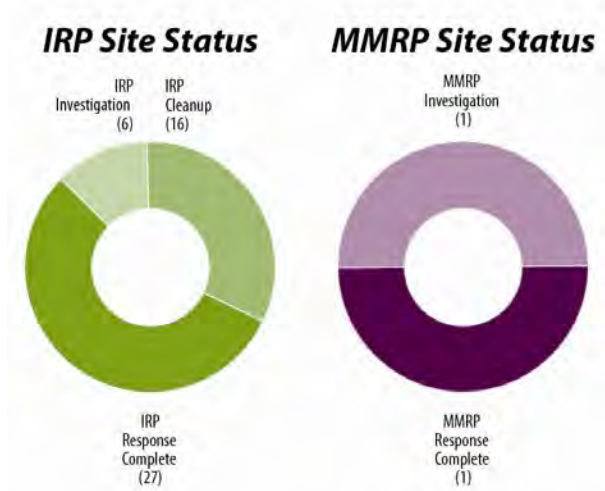
Plan of action items for Yorktown Naval Weapons Station are grouped below according to program category.

IRP

- Complete RIs at Sites 1, 3, 6, 24, and 31 in FY11.
- Complete RODs for Sites 4, 21, 22, and 32 in FY11-FY12.
- Complete feasibility study to evaluate cleanup alternatives at Site 22 in FY11-FY12.

MMRP

- Complete SI at Turkey Road LF in FY11-FY12.



FFID:	AZ917302449300	Contaminants:	Petroleum hydrocarbons, SVOCs, VOCs, metals, explosives, propellants	Five-Year Review Status:	Completed and planned
Location (Size):	Yuma, Arizona (4,741 acres)	Media Affected:	Groundwater and Soil	IRP/MMRP Status Table:	Refer to page E-6-14
Mission:	Support tactical aircrew combat training for Pacific and Atlantic Fleet Marine Corps Forces	Funding to Date:	\$ 51.6 million		
HRS Score:	32.24; placed on NPL in February 1990	Est. CTC (Comp Year):	\$ 20.7 million (FY2019)		
IAG Status:	FFA signed in January 1992	IRP Sites (Final RIP/RC):	25 (FY2001)		
		MMRP Sites (Final RIP/RC):	7 (FY2019)		

Introduction

The Yuma Marine Corps Air Station (MCAS) supports tactical aircrew combat training for Pacific and Atlantic Fleet Marine Corps Forces. Initial investigations conducted at the installation identified 20 CERCLA sites and 5 underground storage tank (UST) sites. Site types include landfills, sewage lagoons, liquid waste disposal areas, and ordnance and low-level radioactive material disposal sites. The potential risk to human health and the environment was significant enough for EPA to place the installation on the NPL in February 1990. DoD and EPA signed a federal facility agreement (FFA) in January 1992 to outline how they were going to proceed with cleanup. In 2005, the BRAC Commission recommended Yuma MCAS for realignment. To ensure continuous monitoring and improvement, the installation completed a five-year review report for Operable Unit (OU) 2 in FY03 and updated it in FY04. The installation also completed five-year review reports for OU 1 in FY04 and installation-wide in FY10.

To date, the installation signed two Records of Decision (RODs) which selected cleanup actions for 25 Installation Restoration Program (IRP) sites. The installation required no further construction of cleanup systems at 3 of 18 soil IRP sites. The remaining 15 sites, and 5 UST IRP sites have closed.

FY10 IRP Progress

Yuma MCAS completed the five-year review report. The installation also completed groundwater monitoring and implementation of land use controls at the three remaining sites, which restrict use of and access to the sites, as required by the ROD. The cost of completing environmental restoration has changed significantly due to technical issues.

FY10 MMRP Progress

Yuma MCAS identified sites that require no further cleanup action and characterized sites within the site inspection report.

Plan of Action

Plan of action items for Yuma Marine Corps Air Station are grouped below according to program category.

IRP

- Complete the well abandonment report for the Leading Edge of a contaminated area in FY11.
- Submit a request for closure of OU 1 in FY11.
- Operate groundwater treatment system and perform groundwater monitoring in FY11-FY12.
- Perform investigations as recommended in the five-year review report to ensure long-term protectiveness of remedies in FY11-FY12.

MMRP

There are no MMRP actions scheduled for FY11 or FY12.

