

Date 23 Feb 2011

MEMORANDUM FOR SAF/PA

FROM: SAF/FMCE

SUBJECT: Public Release Approval Request

1. The attached material, described below, is forwarded for security and policy review in accordance with AFI 35-101, Chapter 15:

TITLE: USAF Summaries for 1945-2005
(Please include page count)

AUTHOR/ORGANIZATION: SAF/FMCE

PRESENTATION TO: *General Public*

DATE: *As soon as "Approved" for Public Release*

LOCATION: *DTIC Public Database*

PUBLICATION IN: *N/A*

SUBMITTAL DEADLINE: *N/A*

REQUEST REPLY BY: *23 Feb 2011*

**DEPARTMENT OF THE AIR FORCE
SAF/PA
CLEARED THIS INFORMATION**

FEB 23 2011

FOR PUBLIC RELEASE

2. SAF/FMC has no objection to public release of this document upon approval from SAF/PA.

3. (This line is for any comments or recommendation you may have in reference to the document you are submitting for review; if prior coordination has been performed, please list POC and phone number.) Please list one addition POC other than submitter.

Signed/evb/022311/fmcee
Eli V. Brown, Maj, USAF
SAF/FMCEE

*Attachment
6 Copies (required)*



DEPARTMENT OF THE AIR FORCE
WASHINGTON, DC

21 Jan 2011

Office of the Secretary

MEMORANDUM FOR AF/HO

EVJ
KAS-2005

FROM: SAF/PA (Security and Policy Review)

SUBJECT: Public Release Coordination (PAIRS 2011-0034)--USAF Summaries for ~~1976-1985~~ - FOR PUBLIC
RELEASE SUSPENSE: 28 Jan 2011

The purpose of the memo is to obtain subject matter expert coordination for public release of the attached document and has been sent concurrently to each addressee. This memo replaces the Public Affairs Information Release System (PAIRS) form and should be protected as "For Official Use Only". Please review and respond in the 1st indorsement with one of the provided dispositions. If you have any questions, concerns, or comments feel free to contact me at 703-697-3222/3994. FAX 703-693-9452.

Devallee Pridgen-Gattison
DEVALEE PRIDGEN-GATTISON
Security Review Specialist
Secretary of the Air Force
Office of Public Affairs

1st Ind, AF/HO

TO: SAF/PA (Security and Policy Review)

- No objection
- No objection, subject to recommendation
- No objection, subject to amendments for security and policy as indicated by brackets
- Objection (Amendments to permit publication are impractical. State reason)
- No Equity

William C. Heimdahl 16/2/11
(Reviewers Signature) (Date)
William C. Heimdahl
(Print Reviewer's Name/duty title/phone number)
Deputy Director
HQ USAF/HO 697-5600

DEPARTMENT OF THE AIR FORCE
HEADQUARTERS UNITED STATES AIR FORCE
WASHINGTON, D.C.



1 SEP 1978

REPLY TO
ATTN OF: APMC

SUBJECT: Declassification of Statistical Digest (Your ltr, 25 Aug 78)

TO: AF/CVAH(S)

All editions of the USAF Statistical Digest for the years 1945 thru 1963 are UNCLASSIFIED IAW Executive Order 11652 and downgrading instructions in AFR 205-1. Statistical Digests from 1964 thru 1977 are CLASSIFIED IAW instructions on the individual pages. Additional security information can be obtained from the office of primary responsibility.

KM O'Over

K.M.OLVER, Colonel, USAF
Chief, Cost Analysis & Mgt Div
Directorate of Cost & Management Analysis

Report Documentation Page

Form Approved
OMB No. 0704-0188

Public reporting burden for the collection of information is estimated to average 1 hour per response, including the time for reviewing instructions, searching existing data sources, gathering and maintaining the data needed, and completing and reviewing the collection of information. Send comments regarding this burden estimate or any other aspect of this collection of information, including suggestions for reducing this burden, to Washington Headquarters Services, Directorate for Information Operations and Reports, 1215 Jefferson Davis Highway, Suite 1204, Arlington VA 22202-4302. Respondents should be aware that notwithstanding any other provision of law, no person shall be subject to a penalty for failing to comply with a collection of information if it does not display a currently valid OMB control number.

1. REPORT DATE 1951		2. REPORT TYPE		3. DATES COVERED 00-00-1951 to 00-00-1951	
4. TITLE AND SUBTITLE United States Air Force Statistical Digest, Fiscal Year 1951 Sixth Edition				5a. CONTRACT NUMBER	
				5b. GRANT NUMBER	
				5c. PROGRAM ELEMENT NUMBER	
6. AUTHOR(S)				5d. PROJECT NUMBER	
				5e. TASK NUMBER	
				5f. WORK UNIT NUMBER	
7. PERFORMING ORGANIZATION NAME(S) AND ADDRESS(ES) Operations Statistics Division, D Statistical Services, DCS Comptroller, USAF, Washington, DC				8. PERFORMING ORGANIZATION REPORT NUMBER	
9. SPONSORING/MONITORING AGENCY NAME(S) AND ADDRESS(ES)				10. SPONSOR/MONITOR'S ACRONYM(S)	
				11. SPONSOR/MONITOR'S REPORT NUMBER(S)	
12. DISTRIBUTION/AVAILABILITY STATEMENT Approved for public release; distribution unlimited					
13. SUPPLEMENTARY NOTES					
14. ABSTRACT					
15. SUBJECT TERMS					
16. SECURITY CLASSIFICATION OF:			17. LIMITATION OF ABSTRACT	18. NUMBER OF PAGES	19a. NAME OF RESPONSIBLE PERSON
a. REPORT unclassified	b. ABSTRACT unclassified	c. THIS PAGE unclassified			

UNITED STATES AIR FORCE STATISTICAL DIGEST

FISCAL YEAR 1951

SIXTH EDITION

This document contains information affecting the national defense of the United States within the meaning of the Espionage Laws, Title 18 U.S.C., Sections 793 and 794. The transmission or the revelation of its contents in any manner to an unauthorized person is prohibited by law.

Retain or destroy this copy in accordance with AFR 205-1. Do not return.

PREPARED BY
OPERATIONS STATISTICS DIVISION
D STATISTICAL SERVICES
DCS COMPTROLLER, USAF
WASHINGTON, DC

This document has been regarded as Confidential per automatic downgrade category of Group 3 assigned. 23 May 67 by [Signature] SAF/AE

AIR FORCE REGULATION)
NO. 5-24)

DEPARTMENT OF THE AIR FORCE
WASHINGTON, 20 SEPTEMBER 1948

PUBLICATIONS

United States Air Force Statistical Digest

	Paragraph
Official Statistical Yearbook	1
Distribution	2

1. Official Statistical Yearbook. The "United States Air Force Statistical Digest" prepared, published, and distributed by Headquarters USAF (Directorate of Statistical Services, Office of Comptroller) is hereby designated as the official Air Force statistical yearbook for the presentation of summary statistics on all phases of Air Force activity, strength, and operations.

2. Distribution. A limited distribution of this digest will be made as determined by Headquarters USAF.

BY ORDER OF THE SECRETARY OF THE AIR FORCE:

HOYT S. VANDENBERG
Chief of Staff, United States Air Force

OFFICIAL:

L. L. JUDGE
Colonel, USAF
Air Adjutant General

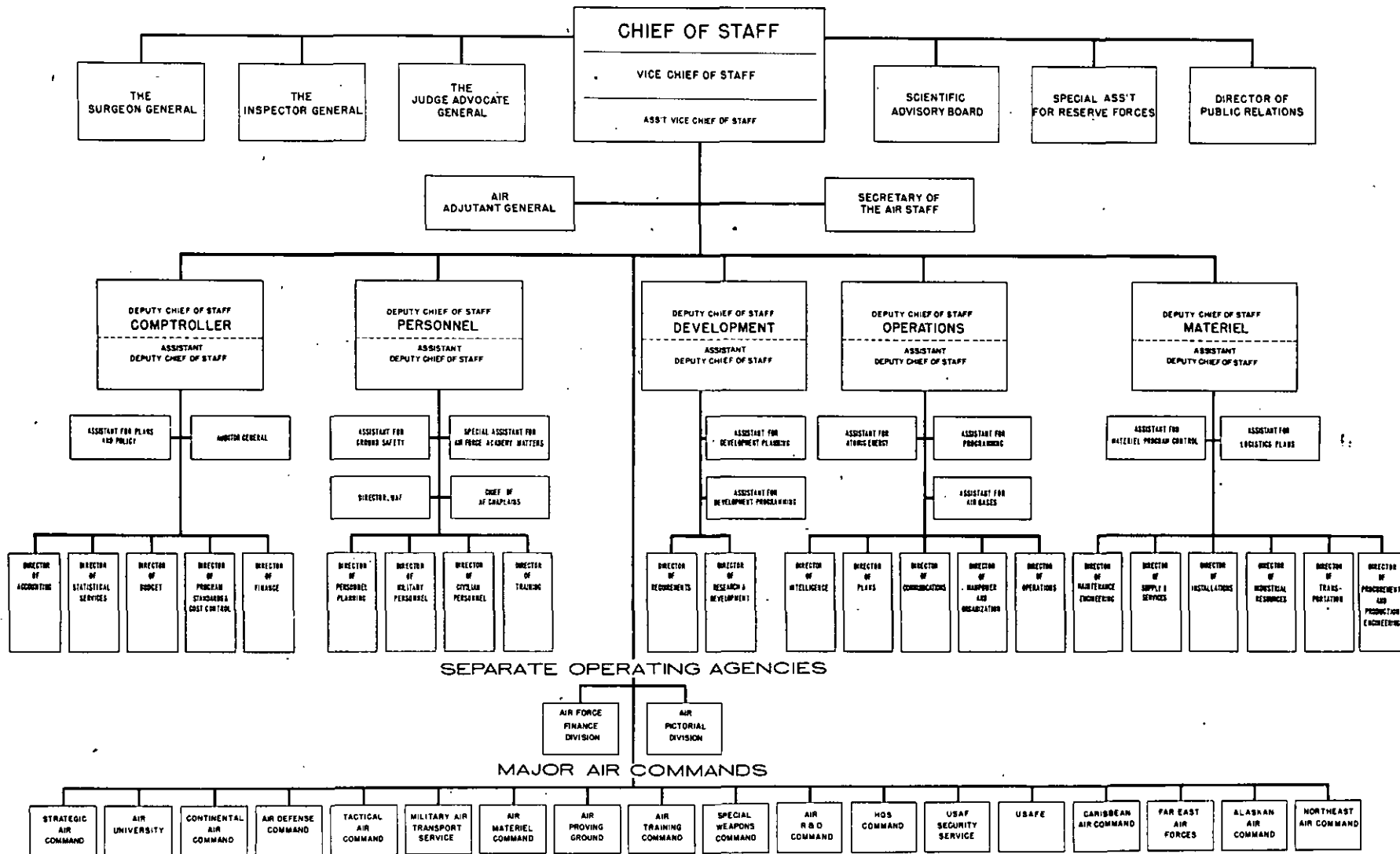
DISTRIBUTION:

B

* This Regulation supersedes AFL 5-3, 28 April 1947.

UNITED STATES AIR FORCE

HEADQUARTERS—UNITED STATES AIR FORCE



LIST OF AREAS

	PAGES
FORWARD	5
GLOSSARY	6
PART I - KOREAN AIR ACTIVITY	10
PART II - COMBAT UNITS AND CREWS	89
PART III - FLIGHT OPERATIONS	103
PART IV - SAFETY	123
1. FLYING	123
2. GROUND	134
PART V - AIRCRAFT AND MATERIEL	151
PART VI - AIRCRAFT ENGINES AND PROPELLERS	211
PART VII - OILS AND LUBES	223
PART VIII - STOCKPILING	235
PART IX - INDUSTRIAL RESERVE	241
PART X - TRANSPORTATION	285
PART XI - RESEARCH AND DEVELOPMENT	297
1. FUNDING	300
2. CONTRACTS	304
3. PROJECTS	307
PART XII - FISCAL	309
1. BUDGET	312
2. PROCUREMENT	323
3. MISCELLANEOUS	325
PART XIII - HOUSING AND INSTALLATIONS	329
PART XIV - MUTUAL DEFENSE ASSISTANCE PROGRAM	361
PART XV - PERSONNEL	401
1. MILITARY	411
2. CIVILIAN	478
PART XVI - TRAINING	497
1. MILITARY	503
2. CIVILIAN	541
PART XVII - MEDICAL	543
1. BIOMETRICS	546
2. DENTAL	552
3. VETERINARY	553
PART XVIII - MORALE	557
1. SPECIAL INVESTIGATIONS	560
2. OFFENSES	566
PART XIX - COMPONENTS, ETC.	579
1. USAF RESERVES	579
2. AIR NATIONAL GUARD	611
3. RESERVE OFFICERS TRAINING CORPS	625
4. CIVIL AIR PATROL	628
5. EXPLORERS	635
PART XX - CONTENTS (BY SUBJECT AND PAGE NUMBER)	639

FOREWORD

The "USAF Statistical Digest" summarizes the great volume of statistical information collected and published by the various offices in USAF Headquarters and certain Air Force Commands. The more important data on the many activities and operations of the USAF are brought together on a uniform basis to serve as an official and basic reference manual.

The Fiscal Year 1951 "USAF Statistical Digest" is the sixth edition of the publication series. Original editions - Army Air Forces Statistical Digest (World War II) and supplement Number 1, 1945 were followed by AAF Statistical Digest, 1946 and USAF Statistical Digest, 1947. The 1946 and 1947 editions made Air Force statistics in summarized form available as far back as possible, with the exception of Combat Operations. The latter data is found only in the 1945 editions. The 1948 issue was the first strictly annual publication. The present and 1949 - 1950 editions were organized on a Fiscal Year basis and historical continuity may be accomplished by referring to the previous publications. Many new tables have been added on data which have become available during the preparation of this issue. An effort has been made to cover all phases of the Air Force activities for which this publication is the official statistical yearbook in accordance with AFR 5-24, 20 September 1948 (See Page 3).

To facilitate the use of this volume it has been divided into the following major parts, each covering a specific phase of USAF activity:

1. Korean Air Activity
2. Combat Units
3. Flight Operations
4. Safety (Flying and Ground)
5. Aircraft and Materiel
6. Aircraft Engines and Propellers
7. Oils and Lubes
8. Stockpiling
9. Industrial Reserve
10. Transportation
11. Research and Development
12. Fiscal (Budget, Procurement, and Miscellaneous)
13. Housing and Installations
14. Mutual Defense Assistance Program
15. Personnel (Military and Civilian)
16. Training
17. Medical
18. Morale
19. Reserve Forces (USAF Reserves and Air National Guard)
Reserve Officers Training Corps, Civil Air Patrol,
and Explorers

The tables in each part are preceded by introductory statements giving some indication of the character of the data presented which follows the formats of past issues, and introducing new topics which appear for the first time. Immediately preceding these tables is the Glossary - a collection of terms and definitions - which are applicable to this issue. However, most definitions will be found in the introductions to the different areas of this issue.

Sources of the majority of the data are the many published and unpublished records of Statistical Services. (Such data bears no source indication). The tabulations which were furnished by other offices are annotated as to source.

It is recommended that historical copies be carefully preserved for future references as supplies are limited and that unused copies be returned to this office.

Returned copies and suggestions for future editions of the Digest should be addressed to Director of Statistical Services, (AFASC-6), Headquarters USAF, Washington 25, D. C.

GLOSSARY

ACCIDENT, AIRCRAFT

An event, involving one or more military aircraft, that occurs while the aircraft is engaged in any phase of aerial flight including takeoff and landing runs, taxiing, or while the aircraft is on the ground and power plant is in operation (except maintenance operation - servicing, repair, etc) and which results in death or injury to persons or damage to the aircraft.

MAJOR AIRCRAFT ACCIDENT

An accident which results in death or major injury to persons or major damage to the aircraft. Major injury is that which will probably require hospitalization for a period of five or more days or results in unconsciousness, fractures (except simple finger or toe fractures), lacerations of muscles, or which cause hemorrhages, internal lesions and burns involving more than five percent of body surface, or involving less than five percent if to the second or third degrees. Major damage includes damage to such parts of the aircraft as landing gear, wings, fuselage, stabilizers and power plant to the extent that the part must undergo major repair or be replaced.

MINOR AIRCRAFT ACCIDENTS

An accident which results in minor injury to persons or minor damage to the aircraft. Minor injury is less severe than major injury as defined above and requires that military personnel be reported on the daily sick report as sick in quarters or hospital, or in the case of civilian personnel, loss of regular working time beyond the work-day on which the accident occurred. Minor damage is such damage as to make the aircraft unsafe for flight but not damage so great as to be classified major damage as defined above.

FATAL AIRCRAFT ACCIDENTS

An aircraft accident involving fatal injury to personnel.

FATALITIES (Aircraft Accidents)

Fatalities which are the result of an aircraft accident.

AIRCRAFT

The term aircraft and all type, model and series designations including prefixes are synonymous with the terminology of heavier-than-air-aircraft as used in AF Regulation 65-60, dated 9 May 1949, unless otherwise specifically noted.

AIRCRAFT ACCEPTANCE

The status of previously shop-assembled aircraft which have been fully inspected by constituted USAF or Navy production authorities and the title, responsibility and accountability for which has been assumed by the contracting agencies or recipients.

AIRCRAFT-ADMINISTRATIVE

Aircraft provided to certain headquarters organizations and other Air Force activities for the accomplishment of such missions as staff administration, courier service, emergency maintenance, and emergency delivery of supplies and equipment.

AIRCRAFT-COMMAND SUPPORT

Additional aircraft assigned to a command to enable it to maintain the basic aircraft inventory of its organizations at authorized strength.

AIRCRAFT-COMBAT CREW TRAINING

Aircraft assigned to Combat Crew Training Schools for crew training.

AIRCRAFT-FLYING AND TECHNICAL TRAINING

Aircraft assigned to the Air Training Command for its flying training and technical training, except for training in Combat Crew Training Schools.

AIRCRAFT-MINIMUM INDIVIDUAL TRAINING

Aircraft assigned for the purpose of enabling those pilots to perform minimum annual requirements who are unable to obtain minimum individual flying training on other aircraft.

AIRCRAFT-PROJECT

Aircraft on project to be assigned to fill a USAF requirement in an active category.

AIRCRAFT-SERVICE TEST AND EXPERIMENTAL

Includes those aircraft, other than "X" prefixed aircraft, which have been procured or modified for service test purposes ("Y" Models) and also those standard production type aircraft which are reported as being used for experimental purposes.

AIRCRAFT-SPECIAL MISSION

Aircraft assigned to special units and activities of the special missions assigned thereto, such as local rescue, local tow target (not tow target units) and special air missions.

AIRCRAFT-TEST

Aircraft assigned to recognized testing agencies for test and/or evaluation of the aircraft, its equipment, and/or the adaptability of a particular usage of aircraft equipment or other equipment (except for "X" Models and aircraft on bailment contract for test).

AIRCRAFT-TEST SUPPORT

Aircraft assigned to recognized testing agencies to support the test or evaluation project but which are not the subject or vehicle for such tests (except for "X" Models and aircraft on bailment contract for test support).

AIRCRAFT-TRANSPORT

Aircraft assigned to Military Air Transport Service for the direct accomplishment of transport activities (USAF only).

AIRCRAFT-UNIT TRAINING

Aircraft assigned as unit equipment for the direct accomplishment of the mission of tactical units-bombardment, air refueling, fighter, strategic and tactical reconnaissance, troop carrier, assault transport, rescue, liaison, helicopter, tow target, strategic support, and geodetic control units.

AIRCRAFT-UNIT SUPPORT

Aircraft assigned to each of the tactical units listed above for support of the primary mission.

AIRCRAFT INVENTORY

Active - The active inventory reflects the number of aircraft provided for tactical, training and transport units, minimum individual training, administrative purposes, special missions, test purposes, command support and active projects.

Inactive - The inactive inventory reflects the number of aircraft in storage, undergoing modification, on loan or bailment (except those bailed for maintenance), flyable inactive, on inactive and non-USAF projects, accepted but not delivered, excess to command, recommended reclamation, excess to the USAF, and all "X" Model aircraft.

First-Line - Aircraft having characteristics and performance enabling them to perform critical and essential Air Force missions, the nature of which requires that the aircraft be maintained militarily modern.

Second-Line - Aircraft whose characteristics and performance entail a military handicap and make them unsuitable to perform those missions which require first-line aircraft, and which have been formally evaluated and declared second-line.

AIR DEFENSE COMMAND

Established, 21 March 1946; subordinate to Continental Air Command, 1 December 1948; discontinued, 1 July 1950; re-established, 1 January 1951 as a major air command.

AIR ENGINEERING DEVELOPMENT DIVISION

Established, 1 January 1950, assigned to Air Research and Development Command, 1 May 1951.

GLOSSARY-Continued

AIR FORCE FINANCE DIVISION

Established, 1 January 1951; organized as a separate operating agency, and given the responsibilities and procedural functions of a major command.

AIRFRAME

The assembled principal structural components of an aircraft. It includes hull or fuselage, wings, stabilizers, vertical fins, control surfaces, landing gear, nacelles, and (lighter-than-air) envelopes.

AIRFRAME WEIGHT

Unit weights are derived by deducting the following items from the empty weight: engine (dry weight), propellers, wheels, auxiliary power plant, turbo-supercharger, radio, radar, starter battery, generator, turbines and power-operated gun mounts.

AIR MATERIEL COMMAND

AAF Materiel and Services established, 17 July 1944; redesignated AAF Air Technical Service Command, 31 August 1944; redesignated Air Technical Service Command, 1 July 1945; redesignated Air Materiel Command, 9 March 1946.

AIR PICTORIAL SERVICE

Established, 1 April 1951; organized as a separate operating agency and given the responsibilities and procedural functions of a major command.

AIR PROVING GROUND

AAF School of Applied Tactics, established, 27 October 1942; redesignated AAF Tactical Center, 28 October 1943; redesignated AAF Center, effective, 1 June 1945; redesignated AAF Proving Ground Command, 26 February 1946; redesignated Air Proving Ground Command, 10 July 1946; redesignated Air Proving Ground and assigned AMC, 20 January 1948; relieved from AMC and designated major Air Command, 1 June 1948.

AIR TRAINING COMMAND

Army Air Forces Training Command established, 7 July 1943; redesignated Air Training Command, 1 July 1946.

AIR UNIVERSITY

AAF School of Applied Tactics established, 1 November 1943; redesignated Army Air Forces School, 1 July 1945; redesignated Air University, 12 March 1946.

ALASKAN AIR COMMAND

Activated Alaska Air Force, 15 January 1942; redesignated Eleventh Air Force, 5 February 1942; redesignated Alaskan Air Command, 18 December 1945.

BAILEMENT AIRCRAFT

Aircraft assigned to other than a Department of the Air Force activity under bailment contract. Bailment aircraft include the following categories: Bailment for test; for maintenance; for modification and bailment for other purposes. (See Table 1 AFL 150-10).

CARIBBEAN AIR COMMAND

Panama Canal Air Force, activated, 20 November 1940; redesignated Caribbean Air Force, 5 August 1941; redesignated Sixth Air Force, 5 February 1942; redesignated Caribbean Air Command, 31 July 1946. At the same time took over the functions of Antilles Air Command which was activated, 25 August 1946.

CASUALTY ASSISTANCE (CHAPLAINS)

Any assistance rendered to the next of kin of military personnel on matters pertaining to their personal affairs. Chaplains will assist and advise dependents of military personnel (excluding legal assistance) in connection with, but not limited to the following:

1. Dependent's pensions.
2. Family allowance of casualty dependents.
3. Personal effects.
4. Arrears in pay.
5. Burial/memorial flag.
6. Settlement of government life insurance.
7. Burial allowance (See AF Reg 165-5, March 1949).

CLASSIFICATION OF AIRCRAFT

The classification of aircraft is in accordance with AFR 65-60, dated 9 May 1949, Aeronautical Board Memorandum, dated 21 October 1947, and the latest AF Technical Orders. The type classification is generally based upon the basic type designator or the prefix preceding the basic type designator of each aircraft model.

Basic Type Designator

Aircraft are assigned a basic type designator in accordance with the function for which they are basically designed. The basic type designator consists of one letter as follows:

- A Amphibious
- *B Bomber
- *C Cargo
- *F Fighter
- *G Glider
- H Rotary Wing (Helicopter)
- *L Liaison
- *Q Target Aircraft and Drones
- *R Reconnaissance
- *S Search & Rescue
- *T Trainer
- **X Special Research or Experimental

- * To be used as prefix symbols as required.
- ** To be used as a classification symbol as required.

Prefix Symbols. When an aircraft is modified to perform a function other than its basically designed function, the basic type designator will be prefixed by the appropriate auxiliary symbol. The prefix symbols listed below are used only when an aircraft is so modified that its originally intended usage is no longer applicable.

- Prefix "B" is used to designate aircraft modified to function as bomber type aircraft.
- Prefix "C" is used to designate aircraft specifically modified for cargo use.
- Prefix "D" is used to designate those aircraft which are modified to function as director aircraft in conjunction with remotely controlled aircraft or guided missiles.
- Prefix "K" is used to designate all aircraft modified as "in flight" refueling tankers.
- Prefix "L" is used to designate aircraft modified for liaison missions.
- Prefix "M" is used to designate aircraft modified for use as missiles.
- Prefix "Q" is used to designate aircraft modified through the inclusion of special electronic equipment for use as targets or drones.
- Prefix "R" is used to designate aircraft which have been so modified as to make them suitable for photo or electronics reconnaissance missions.
- Prefix "S" is used to designate aircraft modified through the inclusion of special search electronic equipment, life rafts, etc.
- Prefix "T" is used to designate those aircraft which have had equipment removed to make them more suitable for training purposes through the inclusion of special training equipment.
- Prefix "V" is used to designate aircraft which are modified as staff administrative transports.
- Prefix "W" is used to designate those basic aircraft which have been so modified as to make them suitable for weather reconnaissance missions.

Classification Symbols - Aircraft may have any one of the following classification symbols where applicable:

- Classification "E" is used to designate aircraft on special tests or experimental projects.
- Classification "X" is used to designate experimental aircraft and indicates that the item being developed has not progressed to the stage where engineering tests indicate that the item is sufficiently satisfactory to warrant service tests.
- Classification "Y" is used to designate aircraft which have the required military characteristics and

GLOSSARY--Continued

CLASSIFICATION OF AIRCRAFT (Classification Symbols) --
Continued.

and are of a quantity produced to develop the potentialities of the model. This classification indicates the item has been developed beyond the experimental stage, but is now ready for classification as an adopted item.

Classification "Z" is used to designate aircraft which are considered by the Chief of Staff, USAF, to be obsolete.

CLASS O1Z -AIRCRAFT

Complete aircraft used for ground instructional purposes.

COMBAT AIRPLANE

All bomber, tanker, fighter, reconnaissance, and search and rescue type airplanes.

CONTINENTAL AIR COMMAND

Established, 1 December 1948, Tactical Air Command and Air Defense Command, formerly Major Air Commands, were redesignated operational air commands and assigned to Continental Air Command on the same date. Tactical Air Command was reestablished a major air command, 1 December 1950 and Air Defense Command was reestablished a major air command, 1 January 1951.

FAR EAST AIR FORCES

Activated at Brisbane, Australia, 3 August 1944; redesignated Pacific Air Command, USAF, 6 December 1945; beginning, July 1945 it included Fifth and Thirteenth Air Forces and Seventh Air Force and Air Forces in Middle Pacific; redesignated Far East Air Forces, 1 January 1947.

GENERAL PURPOSE VEHICLE

A vehicle designed to be used for movement of personnel, supplies, ammunition or equipment, or for towing artillery, carriages, trailers and semi-trailers, and used without modification of body or chassis to satisfy general automotive transport needs.

HEADQUARTERS COMMAND, USAF

Bolling Field Command, established, 15 December 1946; redesignated Headquarters Command, USAF effective, 17 March 1948.

IN COMMISSION - AIRCRAFT

Aircraft which are capable of normal flight operations without additional repair or maintenance. This does not necessarily indicate that the aircraft is capable of performing a specific mission such as combat, photo, etc., but merely that the aircraft is flyable and that the AF Form 1 does not bear a red cross. Weather, runway conditions, shortage of operating personnel, or other factors not relating to the aircraft itself will not cause an aircraft to be reported out of commission.

LONG RANGE PROVING GROUND DIVISION

Air Force Division, Joint Long Range Proving Ground established and assigned Headquarters Command, USAF, for reporting purposes only, 1 October 1948; relieved assignment Headquarters Command, USAF and redesignated Long Range Proving Ground Division, effective date, 16 March 1950. Assigned to Air Research and Development Command, 14 May 1951.

MAJOR AIR COMMANDS

That portion of US Air Force command structure which includes appropriate headquarters and subordinate units and is immediately subordinate administratively to Headquarters US Air Force. By definition, this excludes US Air Force "exempted activities", which are units not subordinate to any of the major commands. (For history of each command listed below see specific command in alphabetical order):

(Continental)

1. Air Defense Command.
2. Air Engineering Development Division.
3. Air Force Finance Division.
4. Air Materiel Command.
5. Air Pictorial Service.
6. Air Proving Ground.
7. Air Research and Development Command. (See Research and Development)
8. Air Training Command.
9. Air University.
10. Continental Air Command.
11. Headquarters Command.
12. Long Range Proving Ground Division.
13. Military Air Transport Service.
14. Special Weapons Command.
15. Strategic Air Command.
16. Tactical Air Command.
17. USAF Security Services.

(Overseas)

1. Alaskan Air Command.
2. Caribbean Air Command.
3. Far East Air Forces.
4. Headquarters Command, USAF
5. Military Air Transport Service
6. Northeast Air Command.
7. Strategic Air Command.
8. 3D Air Division.
9. U. S. Air Forces, Europe.

MILITARY AIR TRANSPORT SERVICE (MATS)

MATS was established from a consolidation of Air Transport Command; and Naval Air Transport Service, effective, 1 June 1948.

NEXT OF KIN

The person most closely related to the person who has become a casualty and is the person entitled by law to make disposition of remains (AFR 30-11). Complete definition found on page 409 "Military Personnel" definitions.

NORTHEAST AIR COMMAND

Newfoundland Base Command, redesignated Northeast Air Command and designated as a major air command, 1 October 1950.

ON HAND - AIRCRAFT

Aircraft physically possessed by an organization for the accomplishment of its mission or when the organization is performing a service for the activity to which the aircraft is assigned.

RESEARCH AND DEVELOPMENT COMMAND

Research and Development Command established, effective, 23 January 1950. Redesignated Air Research and Development Command, 16 September 1950.

SPECIAL WEAPONS COMMAND

Established as a major command at Kirtland Air Force Base, New Mexico, at Albuquerque, effective 1 December 1949.

STRATEGIC AIR COMMAND

Established, 21 March 1946.

TACTICAL AIR COMMAND

Established, 21 March 1946; became subordinate to Continental Air Command, 1 December 1948; regained status as a major air command, 1 December 1950.

3D AIR DIVISION (See next page)

GLOSSARY-Continued

3D AIR DIVISION

3D Air Division established and assigned USAFE, 23 August 1948; relieved USAFE and assumed Major Air Command status, effective, 3 January 1949. Third Air Division was terminated as a major command and assigned to USAFE, 21 January 1951.

UNIT, USAF

A military activity having an organization prescribed by the Department of the Air Force. Under organization, units are identified as follows:

1. Table of Organization (T/O) Unit - A constituted military force activated in accordance with one of several types of tables, the most used being (T/O&E) Table of Organization and Equipment. This T/O and E is a Department of the Air Force publication which prescribes the personnel structure and equipment for multiple type units which have a fixed mission and workload.

2. Table of Organization and Equipment, Special (T/O&E-S). A (T/O) unit of a specialized nature activated in accordance with (T/O&E-S), A Department of the Air

Force publication which prescribes the personnel structure and equipment for units of a specialized nature, the mission and workload requirement of which are fixed.

3. Table of Distribution (T/D) Unit - A designated military unit organized from non-T/O personnel, authorized by a Personnel Allotment Voucher, and in accordance with a Table of Distribution. A T/D is a major air command document which indicates the sectional distribution within a T/D unit of the military and civilian personnel authorized.

4. Provisional Unit - A unit organized with personnel from one or more T/O and/or T/D Units.

US AIR FORCES IN EUROPE

Eighth Air Force, activated, 28 January 1942; redesignated, USSTAF in Europe, 22 February 1944; redesignated USAF in Europe, 7 August 1945.


USAF SECURITY SERVICES

USAF Security Service established, 20 October 1948.



PART I.....

KOREAN AIR ACTIVITY



KOREAN AIR ACTIVITY

KOREAN AIR ACTIVITY

It was virtually impossible to cover all phases or aspects of the Korean and FEAF Operations in this section of the publication. An effort has been made to screen the material which was readily available and to select the portions of greatest interest. Subject matters covered in general are:

1. Organization.
2. Crews.
3. Personnel.
4. Health Activities.
5. Casualties.
6. Movements of Personnel.
7. Aircraft.
8. MATS Operations.
9. Installations.
10. FEAF Costs.
11. Miscellaneous Activities.

SUMMARY

Last two weeks Jun 1950

Marked increase in enemy air activity. Frequent day time engagements between MIG-15's and United Nations aircraft but almost nightly attacks. Increase in frequency of night harassing missions by enemy. 5th Air Force prompted to begin equipping a few T-6's.

Last week Jun 1950

Neutralization of enemy airfields in Korea occupied the major portion of the medium bombers daytime effort during this period.

During the first month of the combat the airlift transported the 50,000th "R and R" passenger back to Japan; 262 sorties were flown on search, orbit, evacuation and rescue missions; helicopters evacuated 188 critically wounded patients and rescued 34 air and ground personnel trapped behind enemy lines. Also during the first month FEAF units flew a total of 18 B-29 and 50 C-47 leaflet missions dropping 56,000,000 leaflets. One C-47 equipped with loud speakers flew 30 missions and broadcast propaganda messages and surrender instructions over front line enemy troops. During the month a total of 408 enemy aircraft were engaged in air-to-air combat by 328 United Nations aircraft in 29 separate encounters; 52 enemy aircraft were sighted but could not be engaged; and 19 enemy aircraft were totally destroyed, 1 probably destroyed, and 36 were damaged. United Nations lost 6 aircraft and had 1 damaged. Thus the Air War in Korea was on. Statistics in this area will help to explain the first year of the conflict.

The following rescues were accomplished during the first year of the conflict:

Rescue	Total	H-5 ACFT		Other ACFT	
		Number	Per cent of Total	Number	Per cent of Total
Total	2,184	2,005	91.8	179	8.2
Personnel Retrieved from Behind Enemy Lines . .	525	480	91.4	45	8.6
Personnel Evacuated from Other Areas	1,659	1,525	91.9	134	8.1

Source: SS-OSD-VI

USAF pilot claims as reported in the SS-OSD-VI, 30 June 1951 shows that the enemy had suffered the following losses or damages during the combat period - 25 Jun 1950 through 30 Jun 1951.

Materiel	Destroyed	Damaged
Aircraft	* 199	180
Tanks	868	859
Field Guns	1,655	1,150
Buildings	74,404	54,284
Trucks and Vehicles	15,522	11,931
Locomotives	393	506
RR Cars	4,650	10,402
Rail Tunnels	24	432
Bridges	293	908
Barges and Boats	142	192
Warehouses and Oil Tanks	241	221
Troops	124,761	

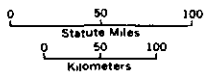
* Plus 81 probably destroyed.

Source: SS-OSD-VI



KOREA

- International boundary
- - - Provincial boundary
- National capital
- Provincial capital
- Other city

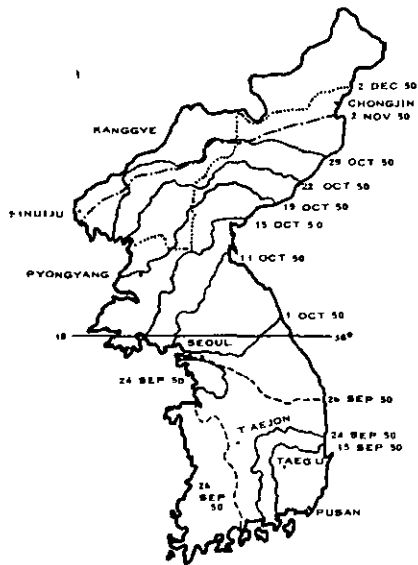
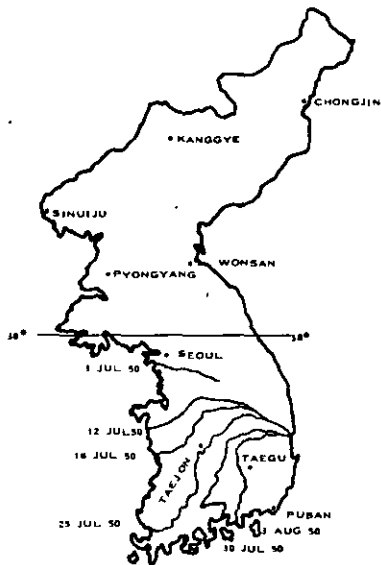


MAP - 1

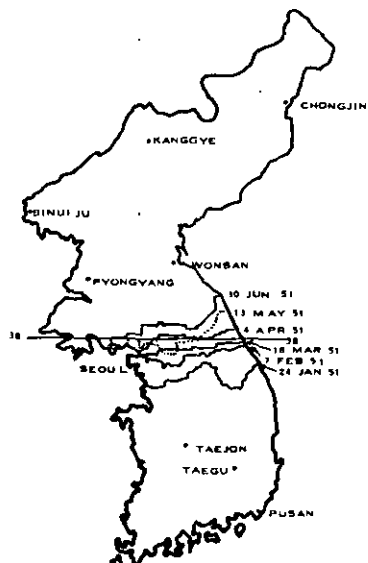
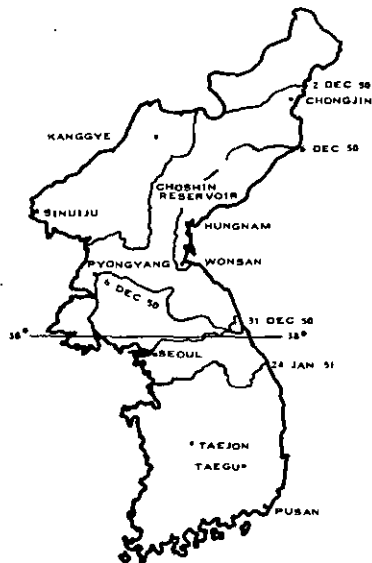
PRINCIPAL BOMB LINES

DEFENSIVE AND OFFENSIVE PHASES

25 JUNE 1950 - 2 DECEMBER 1950



2 DECEMBER 1950 - 30 JUNE 1951



FAR EAST AIR FORCES

AREA OF RESPONSIBILITY

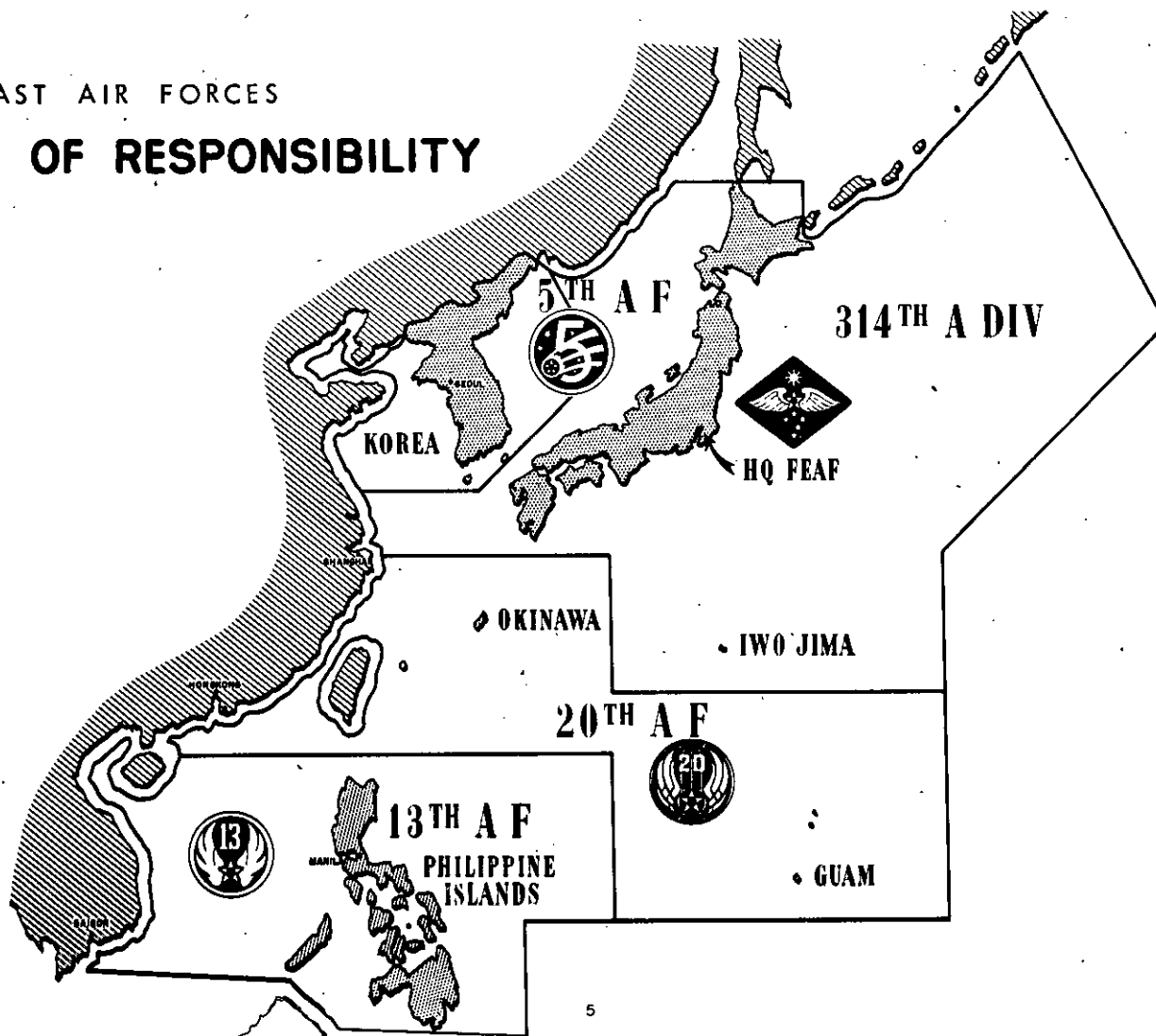


CHART - 2

TABLE 1 - FEAF ORGANIZATION - 23 JUN 1950 AND 30 JUN 1951

(All groups are assigned to FEAF unless specified attached to FEAF.)

23 June 1950

FEAF - 6,000 BASE SERVICE UNIT (BSU)

<p><u>13th Air Force</u> 18 Fighter Bomber Wing. 21 Troop Carrier Squadron. a/ 6208 Depot Wing. 24 Maintenance Group. 24 Supply Group. 2 Air Rescue Squadron, Headquarters and Flights A and B. Assigned MATS, Attached FEAF.</p> <p><u>5th Air Force</u> 8 Fighter Bomber Wing, 35, 36, and 80 Squadrons. 3 Bombardment Wing, Light, 8 and 13 Squadrons. 35 Fighter Interceptor Wing, 39, 40, and 41 Squadrons. 374 Troop Carrier Wing, Heavy, 6 and 22 Squadrons. 49 Fighter Bomber Wing, 7, 8, and 9 Squadrons. 8 Tactical Reconnaissance Squadron. 68 Fighter Squadron (All Weather). 339 Fighter Squadron (All Weather). 3 Air Rescue Squadron. Assigned MATS, Attached FEAF.</p>	<p>512 Weather Reconnaissance Squadron (Very Long Range). Assigned MATS, Attached FEAF.</p> <p><u>20th Air Force</u> 19 Bombardment Wing, Medium, 28, 30, and 93 Squadrons. 51 Fighter Interceptor Wing, 16, 25, and 26 Squadrons. 4 Fighter Squadron (All Weather). 31 Strategic Reconnaissance Squadron. Assigned SAC, Attached FEAF. 2 Air Rescue Squadron, Flights C and D. Assigned MATS, Attached FEAF. 514 Weather Reconnaissance Squadron (Very Long Range). Assigned MATS, Attached FEAF.</p> <p><u>FEAMCOM</u> 13 Maintenance Group. 13 Supply Group. 13 Air Base Group. 13 Medical Group.</p>
--	--

30 June 1951

FEAF - 6,000 BASE SERVICE GROUP (BSG)

<p><u>13th Air Force</u> 44 Fighter Bomber Squadron (18 Wing). 2 Air Rescue Squadron, Headquarters and Flights A and B. Assigned MATS, Attached FEAF.</p> <p><u>20th Air Force</u> 19 Bombardment Wing, Medium (Less Group Headquarters and three Squadrons). 4 Fighter Interceptor Squadron. 26 Fighter Interceptor Squadron (51 Wing). 54 Strategic Reconnaissance Squadron, Medium, Weather. Assigned MATS, Attached FEAF. 2 Air Rescue Squadron, Flight C and D. Assigned MATS, Attached FEAF. 11 Air Rescue Squadron, Flight D. Assigned MATS, Attached FEAF.</p> <p><u>314th Air Division</u> 35 Fighter Interceptor Wing, 40 and 41 Squadrons. 68 Fighter Interceptor Squadron. 339 Fighter Interceptor Squadron. 56 Strategic Reconnaissance Squadron, Medium, Weather. Assigned MATS, Attached FEAF. 3 Air Rescue Squadron. Assigned MATS, Attached FEAF. 334 Fighter Interceptor Squadron (4 Wing). Assigned TAC, Attached FEAF.</p> <p><u>5th Air Force</u> 8 Fighter Bomber Wing, 35, 36, and 80 Squadrons. 18 Fighter Bomber Wing, 12 and 67 Squadrons. Assigned 13th Air Force. 3 Bombardment Wing, Light, 8, 13, and 90 Squadrons. 452 Bombardment Wing, Light, 728, 729 and 730 Squadrons. 49 Fighter Bomber Wing, 7, 8, and 9 Squadrons. 67 Tactical Reconnaissance Wing, 12, 15, and 45 Squadrons. 51 Fighter Interceptor Wing, 16 and 25 Squadrons, Assigned 20th Air Force. 39 Fighter Interceptor Squadron (35 Wing), Assigned 314th Air Division. 4 Fighter Interceptor Wing, 335 and 336 Squadron, Assigned TAC, Attached FEAF.</p>	<p>77 Royal Australian Air Force (RAAF) Fighter Squadron, Attached FEAF. 27 Fighter Escort Wing, 523 and 524 Squadron, Assigned SAC, Attached FEAF. 2 South African Air Force (SAAF) Fighter Squadron, Attached FEAF. 136 Fighter Bomber Wing, 154 and 182 Squadron, Assigned TAC, Attached FEAF. Detachment 3 Air Rescue Squadron, Attached FEAF.</p> <p><u>315th Air Division</u> 374 Troop Carrier Wing, Heavy, 6, 21^b, and 22 Squadrons. 437 Troop Carrier Wing, Medium, 83, 84, 85, and 86 Squadrons. 314 Troop Carrier Group, Medium, 37, 50, 61, and 62, Assigned TAC, Attached FEAF. 61 Troop Carrier Group, Heavy, 15 and 53 Squadron, Assigned MATS, Attached FEAF. 4 Troop Carrier Squadron, Heavy, 62 Group, Assigned MATS, Attached FEAF. Royal Hellenic Air Force (RHAF) Detachment (C-47), Attached FEAF. Thailand Air Force (THAI) Detachment (C-47), Royal Thailand Air Force (RTAF), Attached FEAF.</p> <p><u>FEAF Bomber Command Provisional</u> 19 Bombardment Group, Medium, 28, 30 and 93 Squadrons, Assigned 20th Air Force. 98 Bombardment Group, Medium, 343, 344, and 345 Squadrons, Assigned SAC, Attached FEAF. 307 Bombardment Group, Medium, 370, 371, and 372 Squadrons, Assigned SAC, Attached FEAF. 91 Strategic Reconnaissance Squadron, Medium, Photograph, Assigned SAC, Attached FEAF. Detachments 2 and 91 Strategic Reconnaissance Wings, Assigned SAC, Attached FEAF.</p> <p><u>FEAMCOM</u> 13 Air Depot. 6208 Depot Wing.</p>
--	---

a/ Assigned 5th Air Force, Attached 13th Air Force for all purposes.

b/ Medium Squadron assigned to Heavy Wing.

Source: FEAF - Korean Air War Summary.

TABLE 2 - USAF ACTIVATED COMBAT GROUPS (INCLUDING TROOP CARRIERS)
AND SQUADRONS LOCATED IN THE FAR EAST AREA - FY 1951

(Table below includes all combat units (Including Troop Carriers) operating within the FEAF area, i.e.; units assigned, attached for operational control, and located therein for support of the FEAF effort. Figures within the parentheses represent the numbers of squadrons of the type corresponding to the group. Activated units presented in this table are defined in AFR 20-38, dated, 17 November 1950.)

Type of Unit	July (1950)	August	September	October	November	December
<u>Group</u>						
<u>Total</u>	<u>11 (36)</u>	<u>13 (43)</u>	<u>15 (48)</u>	<u>15 (48)</u>	<u>15 (49)</u>	<u>18 (58)</u>
Medium Bombardment	3 (9)	5 (15)	5 (15)	5 (15)	3 (9)	3 (9)
Light Bombardment	1 (2)	1 (2)	1 (2)	1 (2)	2 (6)	2 (6)
Fighter-Escort	-	-	-	-	-	1 (3)
Fighter-Bomber	3 (9)	3 (9)	3 (9)	3 (9)	3 (9)	3 (9)
Fighter-Interceptor	2 (6)	2 (6)	2 (6)	2 (6)	2 (6)	3 (9)
Fighter-All Weather	1 (3)	1 (3)	1 (3)	1 (3)	1 (3)	1 (3)
Strategic Reconnaissance	- (1)	- (1)	- (1)	- (1)	- (1)	-
Strategic Reconnaissance, Heavy	-	-	-	-	-	-
Strategic Reconnaissance, Medium	-	-	-	-	-	- (1)
Reconnaissance Weather	- (2)	- (2)	- (2)	- (2)	- (2)	- (2)
Tactical Reconnaissance	- (1)	- (2)	1 (3)	1 (3)	1 (3)	1 (3)
Troop Carrier, Heavy	1 (3)	1 (3)	1 (3)	1 (3)	1 (3)	2 (6)
Troop Carrier, Medium	-	-	1 (4)	1 (4)	2 (7)	2 (7)
<u>Separate Squadron</u>						
<u>Total</u>	<u>2</u>	<u>2</u>	<u>2</u>	<u>2</u>	<u>2</u>	<u>2</u>
Strategic Reconnaissance Medium Weather	-	-	-	-	-	-
Air Rescue	2	2	2	2	2	2
<u>MATS Squadron</u>						
<u>Air Transport - Total</u>	<u>5</u>	<u>5</u>	<u>5</u>	<u>5</u>	<u>5</u>	<u>5</u>
Type of Unit	January (1951)	February	March	April	May	June
<u>Group</u>						
<u>Total</u>	<u>18 (57)</u>	<u>18 (57)</u>	<u>18 (57)</u>	<u>18 (57)</u>	<u>18 (58)</u>	<u>19 (58)</u>
Medium Bombardment	3 (9)	3 (9)	3 (9)	3 (9)	3 (9)	3 (9)
Light Bombardment	2 (6)	2 (6)	2 (6)	2 (6)	2 (6)	2 (6)
Fighter-Escort	1 (3)	1 (3)	1 (3)	1 (3)	1 (3)	1 (2)
Fighter-Bomber	3 (9)	3 (9)	3 (9)	3 (9)	3 (10)	4 (11)
Fighter-Interceptor	3 (9)	3 (9)	3 (9)	4 (12)	4 (12)	4 (12)
Fighter-All Weather	1 (3)	1 (3)	1 (3)	-	-	-
Strategic Reconnaissance	-	-	-	-	-	-
Strategic Reconnaissance, Heavy	-	-	-	-	-	-
Strategic Reconnaissance, Medium	- (1)	- (1)	- (1)	- (1)	- (1)	- (1)
Reconnaissance Weather	-	-	-	-	-	-
Tactical Reconnaissance	1 (3)	1 (3)	1 (3)	1 (3)	1 (3)	1 (3)
Troop Carrier, Heavy	2 (6)	2 (5)	2 (5)	2 (5)	2 (5)	2 (5)
Troop Carrier, Medium	2 (8)	2 (9)	2 (9)	2 (9)	2 (9)	2 (9)
<u>Separate Squadron</u>						
<u>Total</u>	<u>5</u>	<u>6</u>	<u>6</u>	<u>6</u>	<u>6</u>	<u>6</u>
Strategic Reconnaissance Medium Weather	3	3	3	3	3	3
Air Rescue	2	3	3	3	3	3
<u>MATS Squadron</u>						
<u>Air Transport - Total</u>	<u>5</u>	<u>5</u>	<u>5</u>	<u>5</u>	<u>5</u>	<u>5</u>

Source: Organization Records (AFASC-6F); General Orders from Major Commands; SC-06-7 (AF-01) from Commands; SC-06-18 (AF-01) from Commands; and Dep't of AF Letters.

514 Recon. Sq. Vlr. Weather (Present 54 Strat. Rcn. Sq. M. Wea.)	RB-29 (WB-29)	12	12	11	10	10	9	11	11	11	10	11	10
2 Air Rescue Sq	(Misc.)	29	16	11	12	12	14	14	14	9	9	11	15
3 Air Rescue Sq	(Misc.)	22	30	31	31	27	31	31	34	31	33	36	41
22 Bomb Group, Medium (Arrived in theater 10 July '50)	B-29	30	30	30	c/	c/	c/	c/	c/	c/	c/	c/	c/
92 Bomb Group, Medium (Arrived in theater 11 July '50)	B-29	29	29	27	d/	d/	d/	d/	d/	d/	d/	d/	d/
162 Tactical Recon. Sq. (Asgd. 543 TAC. GP 26 September '50)(Arrived in theater 8 August '50)	RB-26	-	15	16	20	17	20	12	e/	e/	e/	e/	e/
98 Bomb Group, Med. (Arrived in theater 10 August '50)	B-29	-	29	29	30	30	29	29	27	30	30	32	31
307 Bomb Group, Med. (Arrived in theater 10 August '50)	B-29	-	30	29	30	28	28	28	30	29	26	32	32
314 Troop Carrier Group, Med. (Arrived in theater 4 September '50)	C-119	-	-	89	90	66	84	82	84	84	83	82	82
37 Troop Carrier Sq. Med. (Arrived in theater 4 September '50)	C-119	-	-	f/	f/	f/	f/	f/	f/	f/	f/	f/	f/
45 Tactical Recon. Sq. (Activated 26 September '50 - Asgd 543 Tact. Sp. Gp. - Reasgd. 67 Tac. Rcn. Gp. 25 Feb '51)	F-51	-	-	-	-	1	11	9	g/	g/	g/	g/	g/
543 Tactical Support Gp. (Activated 26 September '50 in theater)	X	-	-	-	-	-	-	-	h/	h/	h/	h/	h/
452 Bomb Group, Light (Arrived in theater 30 October '50)	B-26	-	-	-	12	60	48	41	43	38	30	31	42
437 Troop Carrier Group, Med. (Arrived in theater 11 November '50)	C-46	-	-	-	-	26	43	66	62	62	50	50	50
91 Strategic Recon. Sq. (Arrived in theater 16 November '50)	RB-29	-	-	-	-	11	11	13	13	13	13	13	13
4 Troop Carrier Sq., Hv., (Arrived in theater 14 December '50)(Attchd. to 61 T.C. Gp. Hv. 1 December '50)	C-54	-	-	-	-	-	i/	i/	i/	i/	i/	i/	i/
4 Ftr. Interceptor Group (Arrived in theater 1 December '50)	F-86	-	-	-	-	-	61	68	73	66	73	73	67
27 Ftr. Escort Group (Arrived in theater 5 December '50)(15 June '51 Phased Repl. By 136 Ftr. Bm. Gp.)	F-84	-	-	-	-	-	71	68	61	60	59	64	24 Plus 49 Asgd 136 F.B.G
61 Troop Carrier Group, Hv. (Arrived in theater 14 December '50)	C-54	-	-	-	-	-	36	35	36	35	36	36	36

TABLE 3 - BUILD-UP OF FAR EAST AIR FORCE TO/E UNITS - 25 JUN 1950 THROUGH 30 JUN 1951 -- CONTINUED

(The first seventeen entries - 19 Bomb Group, M. through 3 Air Rescue Sq - indicate units located in FEAF at the beginning of the Korean conflict - 25 June 1950. As the mission of the 57 Strat. Recon. Sq. M. Wea. (authorized WB-29 Aircraft activated 20 Feb 1951, and located at Hickam Field, T.H.) was not in support of the Korean situation this unit was excluded from the table below.)

Unit	Primary Type of Aircraft	Number Primary Type Aircraft Possessed as of Last Day of Each Month												
		25 Jun - 31 Jul (1950)	Aug	Sep	Oct	Nov	Dec	Jan (1951)	Feb	Mar	Apr	May	Jun	
86 Troop Carrier Sq. Med. (Activated in theater 26 January '51 and asgd. 437 T.C. Gp. 26 January '51)	C-46	-	-	-	-	-	-	-	g/	g/	g/	g/	g/	g/
11 Air Rescue Sq. (Activated in theater 12 February '51)	(Misc-)	-	-	-	-	-	-	-	-	5	6	6	6	
67 Tactical Recon. Gp. (Activated in theater 25 February '51)	(Misc.)	-	-	-	-	-	-	-	41	43	54	75	64	
15 Tactical Recon Sq. (Activated in theater 25 February '51 and asgd. 67 Tac. Recon. Gp. 25 February '51)	RF-80	-	-	-	-	-	-	-	k/	k/	k/	k/	k/	

a/ Redeployed 16 November '50. Replaced by 91 Strategic Recon. Sq. Same Date.

b/ Inactivated 25 February '51. Replaced by 15 Tactical Recon. Sq.

c/ Departed 30 October '50.

d/ Departed 30 October '50.

e/ Inactivated 25 February '51.

f/ Included with 314 Troop Carrier Group, Medium.

g/ Included with 67 Tactical Recon. Group from 25 February '51.

h/ Inactivated 25 February '51

i/ Included with 61 Troop Carrier Group, Heavy.

j/ Included with 437 Troop Carrier Group, Medium

k/ Included with 67 Tactical Recon. Group.

Source: Combat Readiness Report - R.C.S. SC-U83.

Source: Combat Readiness Report - R.C.S., SC-U 83.

TABLE 4 - CREWS ON HAND WITH FEAF COMBAT UNITS - FY 1951

(Includes TO/E and T/D Units. Includes Reserves and Air National Guard where assigned to active military service.)

Type	30 September 1950		31 December 1950		31 March 1951		30 June 1951		Type	30 September 1950		31 December 1950		31 March 1951		30 June 1951	
	Com-mitted	Non-Com-mitted	Com-mitted	Non-Com-mitted	Com-mitted	Non-Com-mitted	Com-mitted	Non-Com-mitted		Com-mitted	Non-Com-mitted	Com-mitted	Non-Com-mitted	Com-mitted	Non-Com-mitted	Com-mitted	Non-Com-mitted
B-26	54	-	124	-	98	-	132	-	RB-26	15	-	16	-	17	-	34	-
B-29	133	-	81	-	95	-	101	-	RB-29	13	-	14	-	11	-	16	-
F-51	154	-	191	14	112	-	110	-	RF-51	-	-	-	14	-	-	38	-
F-80	133	159	195	102	287	107	259	115	RF-80	25	-	14	-	15	15	36	-
F-82	8	21	18	24	16	33	12	27	T-6	35	-	33	-	40	-	60	-
F-84	-	-	89	-	74	-	111	-	L-5	19	-	-	-	-	-	-	-
F-86	-	-	-	-	72	-	50	28	C-119	47	-	73	-	99	-	94	-
F-94	-	-	-	-	-	-	-	15	C-45	3	-	-	-	-	-	-	-
C-46	23	-	40	-	7	-	97	-	Rescue	20	19	42	17	35	20	47	34
C-47	67	-	31	-	32	-	41	-	WB-29	12	12	12	10	13	11	13	12
C-54	16	1	24	-	29	-	92	-	RB-45	-	-	2	-	2	-	-	-
RB-17	2	-	-	2	-	3	-	4	RC-45	-	-	-	2	-	2	-	2

Source: Basic - AFD-SC-C24; Daily Combat Operations Report.
 Internal Report - SC-U-85.

TABLE 5 - COMBAT CREWS IN COMMITTED UNITS - PROGRAMMED AND ACTUAL - F Y 1951

Crew Status By Model Aircraft	Average	Jul (1950)	Aug	Sep	Oct	Nov	Dec	Jan (1951)	Feb	Mar	Apr	May	Jun
F-51													
Programmed	181	225	225	225	225	225	150	150	150	150	150	150	150
Actual	125	21	163	164	168	172	167	110	104	118	95	104	118
Percent of Programmed	69.1	9.3	72.4	72.9	74.5	76.4	111.3	73.3	69.3	78.7	63.3	69.3	78.7
F-80													
Programmed	254	225	141	163	225	225	225	225	338	338	338	300	300
Actual	206	140	120	136	212	187	220	222	217	280	254	225	254
Percent of Programmed	81.1	62.2	85.1	83.4	94.2	83.1	97.8	98.7	64.2	82.4	75.1	75.0	84.7
F-84													
Programmed	113	-	-	-	-	-	113	113	113	113	113	113	113
Actual	89	-	-	-	-	-	54	95	84	75	88	92	137
Percent of Programmed	79	-	-	-	-	-	47.8	84.1	74.3	66.4	77.9	81.4	121.2
F-86													
Programmed	113	-	-	-	-	-	113	113	113	113	113	113	113
Actual	42	-	-	-	-	-	26	6	-	41	58	57	59
Percent of Programmed	37.2	-	-	-	-	-	23.0	5.3	-	36.3	51.3	50.4	52.2
B-26													
Programmed	132	72	72	72	72	168	168	168	168	168	168	144	144
Actual	100	45	45	55	58	119	144	134	132	120	109	113	131
Percent of Programmed	75.8	62.5	62.5	76.4	80.5	70.8	85.7	79.8	78.6	71.4	64.9	78.5	91.0
B-29													
Programmed	151	135	225	225	225	135	135	135	135	135	135	90	99
Actual	98	59	130	140	135	84	84	88	97	91	79	86	98
Percent of Programmed	64.9	43.7	57.8	62.2	60.0	62.2	62.2	65.2	71.8	67.4	58.5	95.5	99.0

Source: SS-OSD-V1 (Statistical Services, DCS/Comptroller, USAF).

TABLE 6 - COMBAT UTILIZATION OF THEATER INVENTORY - CREWS - F Y 1951

Crew Status By Model Aircraft	Average	Jul (1950)	Aug	Sep	Oct	Nov	Dec	Jan (1951)	Feb	Mar	Apr	May	Jun
F-51													
Theater Inventory	173	21	238	237	289	230	200	145	175	164	142	114	118
In Combat Units	125	21	163	164	168	172	167	110	104	118	95	104	118
Percent in Combat Units	72.3	100.0	68.4	69.2	58.1	74.8	83.5	75.9	59.4	71.9	66.9	91.2	100.0
F-80													
Theater Inventory	356	295	309	305	357	336	369	392	475	443	395	304	294
In Combat Units	206	140	120	136	212	187	220	222	217	280	254	225	254
Percent in Combat Units	57.9	47.5	38.8	44.6	59.4	55.6	59.6	56.6	45.7	63.2	64.3	74.0	86.4
F-84													
Theater Inventory	102	-	-	-	-	-	89	95	84	99	96	92	158
In Combat Units	89	-	-	-	-	-	54	95	84	75	88	92	137
Percent in Combat Units	87.2	-	-	-	-	-	60.7	100.0	100.0	75.8	91.7	100.0	86.7
F-86													
Theater Inventory	95	-	-	-	-	-	94	94	102	97	88	93	98
In Combat Units	42	-	-	-	-	-	26	6	-	41	58	57	59
Percent in Combat Units	44.2	-	-	-	-	-	27.6	6.4	-	42.3	65.9	61.3	60.2
B-26													
Theater Inventory	120	63	64	73	78	165	163	151	146	141	137	127	135
In Combat Units	100	45	45	55	58	119	144	134	132	120	109	113	131
Percent in Combat Units	83.3	71.4	70.3	75.3	74.4	72.1	88.3	88.7	90.4	85.0	79.6	89.0	97.0
B-29													
Theater Inventory	103	63	133	143	138	89	95	92	99	96	88	103	100
In Combat Units	98	59	130	140	135	84	84	88	97	91	79	86	98
Percent in Combat Units	95.1	93.6	97.7	97.9	97.8	94.4	88.4	95.7	98.0	94.8	89.8	83.5	98.0

Source: SS-OSD-V1 (Statistical Services, DCS/Comptroller, USAF).

TABLE 7 - PER CENT OF CREWS COMBAT READY IN UNITS COMMITTED TO KOREAN WAR EFFORT - FY 1951

Crew Nomenclature	Jul (1950)	Aug	Sep	Oct	Nov	Dec	Jan (1951)	Feb	Mar	Apr	May	Jun
F-51												
Possessed (100%)	21	163	164	168	172	167	110	104	118	95	104	118
Combat Ready	21	162	161	160	169	156	109	103	114	94	96	88
Percent Combat Ready	100.00	99.39	98.17	95.24	98.25	93.41	99.09	99.04	96.61	98.95	92.31	74.58
F-80												
Possessed (100%)	140	120	136	212	187	220	222	217	280	254	225	254
Combat Ready	130	110	130	203	182	202	204	198	260	239	205	191
Percent Combat Ready	92.86	91.67	95.59	95.75	97.33	91.82	91.89	91.24	92.86	94.09	91.11	75.20
F-84												
Possessed (100%)	-	-	-	-	-	54	95	84	75	88	92	137
Combat Ready	-	-	-	-	-	54	84	67	58	72	84	99
Percent Combat Ready	-	-	-	-	-	100.00	88.42	79.76	77.33	81.82	91.30	72.26
F-86												
Possessed (100%)	-	-	-	-	-	26	6	-	41	58	57	59
Combat Ready	-	-	-	-	-	26	6	-	41	58	57	52
Percent Combat Ready	-	-	-	-	-	100.00	100.00	-	100.00	100.00	100.00	88.14
B-26												
Possessed (100%)	45	45	55	58	119	144	134	132	120	109	113	131
Combat Ready	45	45	55	57	115	142	132	120	102	105	96	97
Percent Combat Ready	100.00	100.00	100.00	98.27	96.64	98.61	98.51	90.91	85.00	96.33	84.95	74.04
B-29												
Possessed (100%)	59	130	140	135	84	84	88	97	91	79	86	98
Combat Ready	59	127	138	135	84	84	88	88	89	76	74	91
Percent Combat Ready	100.00	97.69	98.57	100.00	100.00	100.00	100.00	90.72	97.80	96.20	86.05	92.86
T-6												
Possessed (100%)	8	24	35	37	46	37	48	44	45	39	50	71
Combat Ready	8	24	32	33	43	36	44	40	37	37	41	53
Percent Combat Ready	100.00	100.00	91.43	89.19	93.48	97.30	91.67	90.91	82.22	94.87	82.00	74.65

Source: FEAF Korean Air War Summary.

TABLE 8 - KOREAN AIR WAR COMBAT HOURS AND SORTIE RATES PER COMMITTED CREW - 25 JUN 1950 THROUGH 30 JUN 1951

(Sortie rates per committed crew based on 30 day month. Sorties flown are air-borne combat sorties.)

Crew Nomenclature	Jul (1950)	Aug	Sep	Oct	Nov	Dec	Jan (1951)	Feb	Mar	Apr	May	Jun
F-51												
Crews Committed	21	163	164	168	172	167	110	104	118	95	104	118
Sorties Flown	702	4,916	4,282	2,395	2,818	2,400	2,024	1,783	2,904	3,502	3,289	2,546
Sortie Rate per Committed Crew	32.35	29.18	26.11	13.79	16.38	13.90	17.80	18.37	23.81	36.86	30.60	21.58
Combat Hours Flown	1,353	12,851	10,064	8,238	7,959	6,155	5,602	5,211	7,977	7,358	5,187	4,401
Hours Flown per Committed Crew	64.43	78.84	61.36	49.03	46.27	36.86	50.93	50.10	67.60	77.45	49.87	37.30
F-80												
Crews Committed	140	120	136	212	187	220	222	217	280	254	225	254
Sorties Flown	4,101	3,693	3,256	4,327	4,083	4,394	4,637	4,327	5,618	4,090	4,036	3,446
Sortie Rate per Committed Crew	28.35	29.78	23.94	19.75	21.83	19.33	20.21	21.36	19.42	16.10	17.36	13.57
Combat Hours Flown	8,070	6,327	5,498	8,860	7,666	7,847	8,388	8,537	11,878	8,194	8,485	6,489
Hours Flown per Committed Crew	57.64	52.72	40.43	41.79	40.99	35.67	37.78	39.34	42.42	32.26	37.71	25.55
F-84												
Crews Committed	-	-	-	-	-	2/54	95	84	75	88	92	137
Sorties Flown	-	-	-	-	-	982	2,092	1,568	2,452	2,179	1,985	1,543
Sortie Rate per Committed Crew	-	-	-	-	-	20.98	21.31	20.00	31.64	24.76	20.88	11.26
Combat Hours Flown	-	-	-	-	-	1,894	4,120	3,444	5,097	4,745	4,372	4,030
Hours Flown per Committed Crew	-	-	-	-	-	35.07	43.37	41.00	67.96	53.92	47.52	29.42

TABLE 8 - KOREAN AIR WAR COMBAT HOURS AND SORTIE RATES PER COMMITTED CREW -
25 JUN 1950 THROUGH 30 JUN 1950 - CONTINUED

Crew Nomenclature	Jul (1950)	Aug	Sep	Oct	Nov	Dec	Jan (1951)	Feb	Mar	Apr	May	Jun
F-86												
Crews Committed	-	-	-	-	-	b/ 26	6	-	41	58	57	59
Sorties Flown	-	-	-	-	-	236	212	-	904	1,073	1,360	1,250
Sortie Rate per Committed Crew	-	-	-	-	-	15.13	34.19	-	21.34	18.50	23.09	21.19
Combat Hours Flown	-	-	-	-	-	419	183	-	1,672	1,722	2,034	1,850
Hours Flown per Committed Crew	-	-	-	-	-	16.11	30.50	-	40.78	29.69	35.68	31.35
B-26												
Crews Committed	45	45	55	58	119	144	134	132	120	109	113	131
Sorties Flown	667	970	980	535	1,112	1,660	1,470	1,248	1,425	1,617	1,711	1,554
Sortie Rate per Committed Crew	14.34	20.86	17.81	8.92	9.34	11.15	10.61	10.13	11.49	14.83	14.65	11.86
Combat Hours Flown	2,780	4,275	4,585	2,972	6,646	8,755	6,944	5,570	6,110	7,288	7,007	7,070
Hours Flown per Committed Crew	61.78	95.00	83.36	51.24	55.85	60.80	51.82	42.20	52.92	66.86	62.01	53.97
B-29												
Crews Committed	59	130	140	135	84	84	88	97	91	79	86	98
Sorties Flown	545	1,280	1,334	719	705	727	793	717	786	577	547	447
Sortie Rate per Committed Crew	8.94	9.53	9.53	5.15	8.39	8.37	8.72	7.92	8.36	7.30	6.15	4.56
Combat Hours Flown	4,796	10,904	12,422	6,864	6,917	6,661	7,006	6,120	7,042	5,112	4,752	4,184
Hours Flown per Committed Crew	81.29	83.88	88.73	50.84	82.34	79.30	79.61	63.09	77.38	64.71	55.25	42.69
T-6												
Crews Committed	8	24	35	37	46	37	48	44	45	39	50	71
Sorties Flown	137	1,025	1,463	1,046	1,473	1,399	1,286	1,223	1,348	1,524	1,421	1,401
Sortie Rate per Committed Crew	16.57	41.33	41.80	27.36	32.02	36.59	25.93	29.78	28.99	39.08	27.50	19.73
Combat Hours Flown	529	2,874	4,052	3,631	3,701	3,335	3,958	3,667	3,843	4,380	4,145	4,714
Hours Flown per Committed Crew	66.12	119.75	115.77	98.13	80.46	90.13	82.46	83.34	85.40	109.74	82.90	66.39

a/ Average for 26 days only (6 December through 31 December 1950).

b/ Average for 18 days only (14 December through 31 December 1950).

Source: FEAF Korean Air War Summary and SS-08D-VI.

TABLE 9 - CREW ATTRITION RATES PER 100 SORTIES - FY 1951

(Rates are rounded to the next highest point for figures over .5)

Crews	Total	Jul (1950)	Aug	Sep	Oct	Nov	Dec	Jan (1951)	Feb	Mar	Apr	May	Jun
F-51													
Number of Crew Losses	80	5	15	9	11	4	5	4	2	6	10	2	7
Number of Sorties	33,561	702	4,916	4,282	2,395	2,818	2,400	2,024	1,783	2,904	3,502	3,289	2,546
Loss per 100 Sorties	.24	.71	.30	.21	.46	.14	.21	.20	.11	.21	.28	.06	.27
F-80													
Number of Crew Losses	99	8	3	7	9	8	10	7	4	9	11	13	10
Number of Sorties	50,008	4,101	3,693	3,256	4,327	4,083	4,394	4,637	4,327	5,618	4,090	4,036	3,446
Loss per 100 Sorties	.20	.19	.08	.21	.21	.19	.23	.15	.09	.16	.27	.32	.29
F-84													
Number of Crew Losses	11	-	-	-	-	-	2	2	-	1	3	1	2
Number of Sorties	12,801	-	-	-	-	-	982	2,092	1,568	2,452	2,179	1,985	1,543
Loss per 100 Sorties	.08	-	-	-	-	-	.20	.09	-	.04	.14	.05	.13
F-86													
Number of Crew Losses	5	-	-	-	-	-	1	-	-	-	-	-	4
Number of Sorties	5,035	-	-	-	-	-	236	212	-	904	1,073	1,360	1,250
Loss per 100 Sorties	.10	-	-	-	-	-	.42	-	-	-	-	-	.32
B-26													
Number of Crew Losses	43	2	1	7	5	2	6	6	7	-	-	4	3
Number of Sorties	14,949	667	970	980	535	1,112	1,660	1,470	1,248	1,425	1,617	1,711	1,554
Loss per 100 Sorties	.29	.30	.10	.71	.93	.18	.36	.41	.56	-	-	.23	.19
B-29													
Number of Crew Losses	9	1	-	2	1	1	-	-	-	-	2	1	1
Number of Sorties	9,177	545	1,280	1,334	719	705	727	793	717	786	577	547	447
Loss per 100 Sorties	.10	.18	-	.15	.14	.14	-	-	-	-	.35	.18	.22
T-6													
Number of Crew Losses	14	-	-	4	2	2	2	3	1	-	-	-	-
Number of Sorties	14,746	137	1,025	1,463	1,046	1,473	1,399	1,286	1,223	1,348	1,524	1,421	1,401
Loss per 100 Sorties	.9	-	-	.27	.19	.13	.14	.23	.8	-	-	-	-

Source: FEAF Korean Air War Summary.

TABLE 10 - PERSONNEL ON DUTY IN FEAF - FY 1951

(Strength figures may not agree with other command strength figures found elsewhere in this publication due to differences in reporting dates. For end of month figures see the tables in the Personnel Section of the publication.)

Personnel	June (1950)	July	August	September	October	November	December
<u>Personnel - Total</u>	<u>54,477</u>	<u>56,010</u>	<u>69,987</u>	<u>72,300</u>	<u>77,565</u>	<u>82,887</u>	<u>83,747</u>
<u>Officer - Total</u>	<u>5,067</u>	<u>5,524</u>	<u>6,993</u>	<u>7,475</u>	<u>8,018</u>	<u>9,344</u>	<u>9,471</u>
<u>Enlisted - Total</u>	<u>39,618</u>	<u>40,555</u>	<u>52,909</u>	<u>54,578</u>	<u>59,196</u>	<u>62,880</u>	<u>63,626</u>
<u>Civilians Assigned to FEAF - Total</u>	<u>9,792</u>	<u>9,931</u>	<u>10,085</u>	<u>10,247</u>	<u>10,351</u>	<u>10,663</u>	<u>10,650</u>
<u>Assigned to FEAF - Total</u>	<u>35,122</u>	<u>36,877</u>	<u>45,991</u>	<u>47,783</u>	<u>53,944</u>	<u>58,796</u>	<u>58,946</u>
<u>Officers</u>	3,733	4,238	4,768	5,152	5,934	7,292	7,274
<u>Enlisted</u>	31,389	32,639	41,223	42,631	48,010	51,504	51,672
<u>Operational Control - Total</u>	<u>2,178</u>	<u>1,826</u>	<u>6,961</u>	<u>7,536</u>	<u>5,703</u>	<u>5,625</u>	<u>5,685</u>
<u>Officers</u>	393	342	1,375	1,571	1,253	1,239	1,249
<u>Enlisted</u>	1,785	1,484	5,586	5,965	4,450	4,386	4,436
<u>FEAF Other - Total</u>	<u>7,385</u>	<u>7,376</u>	<u>6,950</u>	<u>6,734</u>	<u>7,567</u>	<u>7,803</u>	<u>8,466</u>
<u>Officers</u>	941	944	850	752	831	813	948
<u>Enlisted</u>	6,444	6,432	6,100	5,982	6,736	6,990	7,518
Personnel	January (1951)	February	March	April	May	June	
<u>Personnel - Total</u>	<u>87,030</u>	<u>86,133</u>	<u>88,742</u>	<u>89,707</u>	<u>90,929</u>	<u>92,993</u>	
<u>Officer - Total</u>	<u>9,422</u>	<u>9,176</u>	<u>10,009</u>	<u>10,335</u>	<u>10,672</u>	<u>11,090</u>	
<u>Enlisted - Total</u>	<u>66,794</u>	<u>66,143</u>	<u>67,595</u>	<u>68,233</u>	<u>69,093</u>	<u>70,740</u>	
<u>Civilians Assigned to FEAF - Total</u>	<u>10,814</u>	<u>10,814</u>	<u>11,138</u>	<u>11,139</u>	<u>11,164</u>	<u>11,163</u>	
<u>Assigned to FEAF - Total</u>	<u>59,767</u>	<u>59,692</u>	<u>60,624</u>	<u>61,145</u>	<u>61,401</u>	<u>63,036</u>	
<u>Officers</u>	7,093	7,109	7,435	7,693	7,785	8,130	
<u>Enlisted</u>	52,674	52,583	53,189	53,452	53,616	54,906	
<u>Operational Control - Total</u>	<u>8,064</u>	<u>7,877</u>	<u>9,016</u>	<u>9,184</u>	<u>9,734</u>	<u>10,336</u>	
<u>Officers</u>	1,463	1,251	1,661	1,667	1,869	1,946	
<u>Enlisted</u>	6,601	6,626	7,355	7,517	7,865	8,390	
<u>FEAF Other - Total</u>	<u>8,385</u>	<u>7,750</u>	<u>7,964</u>	<u>8,239</u>	<u>8,630</u>	<u>8,458</u>	
<u>Officers</u>	866	816	913	975	1,018	1,014	
<u>Enlisted</u>	7,519	6,934	7,051	7,264	7,612	7,444	

Source: SC-U-87

TABLE II - STRENGTH OF CIVILIAN PERSONNEL IN FEAF - FY 1951

(The Civilian Strength of this table does not agree with Table 10 due to differences in reporting dates.)

Personnel	Jun (1950)	Jul	Aug	Sep	Oct	Nov	Dec
	US Citizens, Territorial Citizens, Other Nationals						
<u>Authorized Strength - Total</u>	<u>11,300</u>	<u>10,386</u>	<u>10,850</u>	<u>11,068</u>	<u>10,304</u>	<u>10,512</u>	<u>11,339</u>
<u>Assigned Strength - Total</u>	<u>9,792</u>	<u>9,931</u>	<u>10,164</u>	<u>10,247</u>	<u>10,361</u>	<u>10,633</u>	<u>10,618</u>
US Citizens	2,230	2,265	2,344	2,413	2,444	2,529	2,611
Filipinos	7,496	7,600	7,760	7,747	7,820	8,002	7,918
Other Nationals	66	66	60	87	97	102	89
	Indigenous Personnel						
<u>Assigned Strength - Total</u>	<u>40,298</u>	<u>41,945</u>	<u>50,309</u>	<u>50,382</u>	<u>52,094</u>	<u>54,330</u>	<u>66,284</u>
Japan	38,138	39,729	47,806	46,865	48,312	50,474	62,526
Okinawa	2,160	2,216	2,503	3,517	3,782	3,856	3,758
Korea	a/	a/	a/	a/	a/	a/	a/

Personnel	Jan (1951)	Feb	Mar	Apr	May	Jun
	US Citizens, Territorial Citizens, Other Nationals					
<u>Authorized Strength - Total</u>	<u>11,339</u>	<u>11,339</u>	<u>11,312</u>	<u>11,403</u>	<u>11,403</u>	<u>11,423</u>
<u>Assigned Strength - Total</u>	<u>10,786</u>	<u>10,961</u>	<u>11,111</u>	<u>11,176</u>	<u>11,189</u>	<u>11,201</u>
US Citizens	2,628	2,630	2,669	2,784	2,842	2,880
Filipinos	8,067	8,236	8,339	8,301	8,247	8,223
Other Nationals	91	95	103	91	100	98
	Indigenous Personnel					
<u>Assigned Strength - Total</u>	<u>56,176</u>	<u>63,456</u>	<u>78,071</u>	<u>78,723</u>	<u>83,986</u>	<u>77,856</u>
Japan	52,068	59,045	64,373	63,799	66,845	61,149
Okinawa	4,108	4,411	4,373	3,993	3,989	4,048
Korea	a/	a/	9,325	10,931	13,152	12,659

a/ Prior to March 1951, data for Korea unavailable.

Source: FEAF - Korean Air War Summary

TABLE 12 - HEALTH SUMMARY OF FEAF COMMAND ADMISSIONS TO FACILITIES -

25 JUN 1950 THROUGH 30 JUN 1951

(Admission rates per thousand per annum.)

Admission by Cause FEAF Command Break	Jul (1950)	Aug	Sep	Oct	Nov	Dec	Jan (1951)	Feb	Mar	Apr	May	Jun
<u>All Causes</u>												
FEAF Overall	429	455	506	492	554	664	705	642	624	586	512	386
13th Air Force	222	243	321	410	416	402	389	436	338	478	448	382
314th Air Division a/	442	426	440	457	469	635	631	649	701	612	417	411
20th Air Force	556	745	759	534	623	611	625	453	460	438	500	417
19th Bomb Wing	222	275	330	418	352	248	405	390	320	381	394	286
FEAMCOM	518	461	470	466	454	467	638	558	465	379	354	343
6000th B Sv Gp.	253	240	311	408	444	1,152	983	775	600	701	512	428
<u>Diseases</u>												
FEAF Overall	376	418	445	441	483	605	645	581	566	523	457	334
13th Air Force	186	210	252	370	365	320	347	335	288	416	363	308
314th Air Division a/	398	390	383	408	420	593	582	587	641	555	377	366
20th Air Force	501	692	695	479	524	544	572	423	417	380	452	360
19th Bomb Wing	158	238	264	351	275	209	343	330	241	305	336	256
FEAMCOM	472	446	409	420	392	414	568	503	434	313	321	287
6000th B Sv Gp.	241	240	287	390	418	1,110	922	714	567	656	450	388
<u>Injuries</u>												
FEAF Overall	50	35	61	51	67	58	58	60	56	58	53	50
13th Air Force	35	33	69	39	52	83	42	102	50	62	85	76
314th Air Division a/	40	32	57	46	41	41	45	60	59	56	40	45
20th Air Force	55	52	64	55	86	67	53	30	43	38	48	57
19th Bomb Wing	64	37	66	67	77	39	62	59	79	76	58	30
FEAMCOM	46	15	61	46	62	53	70	55	31	66	33	56
6000th B Sv Gp.	12	-	24	18	26	43	61	61	33	45	62	40
<u>Intestinal Diseases</u>												
FEAF Overall	6	9	12	5	17	8	10	14	8	13	18	2
13th Air Force	2	3	4	-	2	6	-	2	2	18	5	4
314th Air Division a/	3	1	3	1	3	1	4	11	6	13	2	1
20th Air Force	15	33	39	2	56	9	-	1	2	3	4	8
19th Bomb Wing	-	2	-	-	-	-	-	-	-	-	-	-
FEAMCOM	-	-	-	-	-	-	-	-	-	-	-	-
6000th B Sv Gp.	-	-	4	-	4	6	13	26	12	16	10	-
<u>Respiratory Diseases</u>												
FEAF Overall	39	59	84	57	68	176	198	167	137	97	74	77
13th Air Force	9	36	43	51	41	43	39	37	39	59	38	38
314th Air Division a/	43	26	20	32	47	129	161	179	162	103	48	62
20th Air Force	65	152	244	79	97	139	109	94	62	56	66	112
19th Bomb Wing	33	33	66	64	59	26	78	129	70	48	98	72
FEAMCOM	4	8	13	-	-	27	91	40	51	34	35	38
6000th B Sv Gp.	62	82	138	159	174	905	628	350	308	285	181	236
<u>Neuropsychiatric</u>												
FEAF Overall	8	7	5	5	4	6	6	6	6	6	6	15
13th Air Force	9	8	7	7	9	14	7	9	9	9	7	11
314th Air Division a/	8	9	3	5	3	3	7	5	6	7	6	22
20th Air Force	15	8	8	12	11	10	4	12	14	3	13	12
19th Bomb Wing	20	-	-	-	-	-	-	-	-	6	3	-
FEAMCOM	-	-	-	3	3	-	6	-	3	-	-	30
6000th B Sv Gp.	-	-	-	-	4	9	4	9	12	24	13	4
<u>Venereal Disease Rates</u>												
FEAF Overall	129	115	133	136	138	155	179	155	175	175	144	154
White	123	111	120	131	125	148	168	146	170	169	140	145
Negro	181	145	290	183	260	232	312	269	233	244	195	231
13th Air Force	82	62	59	163	90	106	118	116	105	150	99	55
White	67	59	54	154	82	103	111	98	109	142	94	57
Negro	392	106	137	288	202	145	211	365	52	267	169	32
314th Air Division a/	149	152	157	150	132	151	184	140	186	184	129	76
White	143	148	142	148	124	147	175	133	181	182	124	170
Negro	327	266	505	205	316	239	389	274	274	234	203	237
20th Air Force	189	124	124	125	120	143	171	121	111	81	92	81
White	191	123	106	113	117	137	164	111	110	84	95	77
Negro	177	125	228	196	141	179	209	177	113	67	71	111
FEAMCOM	99	64	98	84	115	107	120	95	87	89	94	100
White	92	53	78	76	111	98	110	90	86	72	89	79
Negro	186	192	334	174	156	204	220	148	98	257	139	397
6000th B Sv Gp.	71	49	66	40	44	52	22	27	26	56	57	116
White	71	49	63	35	40	52	17	28	21	48	59	114
Negro	-	-	254	186	171	-	155	-	163	313	-	167

a/ Includes 315th Air Division.

Source: FEAF Command Reference Book.

TABLE 13 - KOREAN HEALTH STATISTICS - DISEASE RATES BY TYPES - FY 1951

(Admission Rates per thousand.)

Rate by Type	Jul (1950)	Aug	Sep	Oct	Nov	Dec	Jan (1951)	Feb	Mar	Apr	May	Jun
All Causes	1,025	258	680	639	864	891	1,282	1,118	894	814	695	370
Diseases	791	215	604	571	745	818	1,177	1,038	816	728	624	317
Intestinal	39	22	16	31	28	30	58	58	25	27	54	1
Respiratory	20	14	35	77	91	221	476	319	207	128	106	80
Injuries	195	29	73	67	115	71	104	75	73	76	66	48
Neuropsychiatric	20	7	6	1	1	-	7	1	-	1	4	9
Non-Effective a/	4	1	.2	3	5	3	9	6	5	5	4	20
Veneral Disease	303	65	316	195	236	330	311	399	356	348	227	193
White	298	53	301	200	201	304	283	386	342	327	218	182
Negro	318	317	426	178	433	478	577	501	467	489	312	270

a/ Non-effective Rates equal Days Lost X 1,000 divided by Mean Strength X Days in reporting period. All other rates in the table equal Cases X Annual Factor X 1,000 divided by Mean Strength.

Source: FEAF Command Reference Book.

TABLE 14 - FEAF (OVERALL) ADMISSION RATES - ALL CAUSES - FY 1951

(Rates per thousand per annum.)

Rates by Type	Jul (1950)	Aug	Sep	Oct	Nov	Dec	Jan (1951)	Feb	Mar	Apr	May	Jun
All Causes	429	455	506	492	554	664	705	642	624	586	512	386
Diseases	376	418	445	441	483	605	645	581	566	523	457	334
Injuries	50	35	61	51	67	58	58	60	56	58	53	50
Intestinal	6	9	12	5	17	8	10	14	8	13	18	2
Respiratory	39	59	84	57	68	176	198	167	137	97	74	77
Neuropsychiatric	8	7	5	5	4	6	6	6	6	6	6	15
Veneral Disease - Total	129	115	133	136	138	155	179	155	175	175	144	154
White	123	111	120	131	125	148	168	146	170	169	140	145
Negro	181	145	290	183	260	232	312	269	233	244	195	231

Source: FEAF Command Reference Book (1 July 1951).

TABLE 15 - NON-EFFECTIVE HEALTH RATES FOR FEAF BY AREA - FY 1951

(Non-effective Rates equal Days Lost X 1,000 divided by Mean Strength X Days in reporting period.)

Area	Jul (1950)	Aug	Sep	Oct	Nov	Dec	Jan (1951)	Feb	Mar	Apr	May	Jun
FEAF Overall	7	8	10	10	11	12	14	14	15	13	11	17
Ryukyus	6	8	11	8	9	9	8	9	12	11	12	12
Mariana - Bonins	2	8	10	13	11	9	11	11	10	12	11	2
Japan	10	8	10	12	16	16	17	16	19	16	18	17
Philippines	6	6	9	10	10	9	8	10	8	11	11	14

Source: FEAF Command Reference Book.

TABLE 16 - BATTLE CASUALTIES OF USAF PERSONNEL BY TYPE OF PERSONNEL -
25 JUN 1950 THROUGH 30 JUN 1951

(These data are based on notification to next of kin and exclude SCARNAF and SCNAWAF. Figures in parentheses represent minus quantities and should be deducted in summations.)

End of Month	Total	Deaths			Wounded		Missing		Returned to Military Control	Prisoner of War	
		Total	Killed in Action	Died of Wounds	Died Missing	Re-reported	Returned to Duty, Evacuated, Etc.	Re-reported			Currently Missing
AIR AND GROUND CASUALTIES											
<u>Total</u>	660	192	87	9	96	36	27	538	407	31	3
June (1950)	8	-	-	-	-	-	-	8	8	-	-
July	52	12	3	1	8	3	2	46	25	13	-
August	29	17	5	-	12	2	2	22	8	-	2
September	46	14	2	-	12	3	3	41	29	-	-
October	56	24	17	-	7	2	2	37	28	1	1
November	63	28	17	1	10	8	7	38	26	2	-
December	65	13	8	2	3	5	3	52	44	5	-
January (1951)	49	34	13	3	18	6	3	30	8	4	-
February	45	7	5	1	1	2	1	38	36	1	-
March	33	7	3	-	4	1	1	29	25	-	-
April	106	15	11	-	4	1	1	94	89	1	-
May	55	6	2	1	3	2	1	52	47	1	-
June	53	15	1	-	14	1	1	51	34	3	-
<u>Officer - Total</u>	461	130	62	5	62	23	18	376	295	16	2
June (1950)	6	-	-	-	-	-	-	6	6	-	-
July	27	6	1	-	5	1	1	25	16	4	-
August	23	11	4	-	7	1	1	18	9	-	2
September	30	8	2	-	6	2	2	26	20	-	-
October	42	16	10	-	6	1	1	31	24	1	-
November	42	21	10	1	10	7	6	25	14	1	-
December	40	10	8	1	1	2	1	30	26	3	-
January (1951)	39	20	10	2	8	4	2	25	14	3	-
February	31	4	3	-	1	1	1	27	25	1	-
March	30	6	3	-	3	1	1	26	23	-	-
April	69	12	9	-	3	-	-	60	56	1	-
May	41	6	2	1	3	2	1	38	34	-	-
June	41	10	1	-	9	1	1	39	28	2	-
<u>Enlisted - Total</u>	199	62	24	4	24	13	9	162	112	15	1
June (1950)	2	-	-	-	-	-	-	2	2	-	-
July	25	6	2	1	3	2	1	21	9	9	-
August	6	6	1	-	5	1	1	4	(1)	-	-
September	16	6	-	-	6	1	1	15	9	-	-
October	14	8	7	-	1	1	1	6	4	-	1
November	21	7	7	-	-	1	1	13	12	1	-
December	25	3	-	1	2	3	2	22	18	2	-
January (1951)	10	14	3	1	10	2	1	5	(6)	1	-
February	14	3	2	1	-	1	-	11	11	-	-
March	3	1	-	-	1	-	-	3	2	-	-
April	37	3	2	-	1	1	1	34	33	-	-
May	14	-	-	-	-	-	-	14	13	1	-
June	12	5	-	-	5	-	-	12	6	1	-
AIR CASUALTIES											
<u>Total</u>	607	175	80	9	86	30	21	498	386	23	2
June (1950)	8	-	-	-	-	-	-	8	8	-	-
July	48	12	3	1	8	3	2	42	22	12	-
August	24	16	4	-	12	1	1	19	5	-	2
September	46	14	2	-	12	3	3	41	29	-	-
October	55	23	16	-	7	2	2	37	29	1	-
November	53	26	15	1	10	7	6	31	20	1	-
December	48	12	7	2	3	3	1	38	32	3	-

TABLE 16 - BATTLE CASUALTIES OF USAF PERSONNEL BY TYPE OF PERSONNEL
25 JUN 1950 THROUGH 30 JUN 1951 - CONTINUED

(These data are based on notification to next of kin and exclude SCARWAF and SCNAWAF. Figures in parentheses represent minus quantities and should be deducted in summations.)

End of Month	Total	Deaths			Wounded			Missing		Returned to Military Control	Prisoner of War
		Total	Killed in Action	Died of Wounds	Died Missing	Re-reported	Returned to Duty, Evacuated, Etc.	Re-reported	Currently Missing		
AIR CASUALTIES (Continued)											
January (1951)	45	25	12	3	10	5	2	28	15	3	-
February	40	7	5	1	1	2	1	33	31	1	-
March	33	7	3	-	4	1	1	29	25	-	-
April	106	15	11	-	4	1	1	94	89	1	-
May	50	5	1	1	3	1	-	49	45	-	-
June	51	13	1	-	12	1	1	49	36	1	-
<u>Officer - Total</u>	<u>448</u>	<u>127</u>	<u>60</u>	<u>5</u>	<u>62</u>	<u>21</u>	<u>16</u>	<u>368</u>	<u>288</u>	<u>15</u>	<u>2</u>
June (1950)	6	-	-	-	-	-	-	6	6	-	-
July	26	6	1	-	5	1	1	24	15	4	-
August	23	11	4	-	7	1	1	18	9	-	2
September	30	8	2	-	6	2	2	26	20	-	-
October	41	15	9	-	6	1	1	31	24	1	-
November	38	21	10	1	10	6	5	22	11	1	-
December	39	9	7	1	1	2	1	30	26	3	-
January (1951)	38	20	10	2	8	4	2	24	13	3	-
February	30	4	3	-	1	1	1	26	24	1	-
March	30	6	3	-	3	1	1	26	23	-	-
April	69	12	9	-	3	-	-	60	56	1	-
May	38	5	1	1	3	1	-	37	33	-	-
June	40	10	1	-	9	1	1	38	28	1	-
<u>Enlisted - Total</u>	<u>159</u>	<u>48</u>	<u>20</u>	<u>4</u>	<u>24</u>	<u>9</u>	<u>5</u>	<u>130</u>	<u>98</u>	<u>8</u>	<u>-</u>
June (1950)	2	-	-	-	-	-	-	2	2	-	-
July	22	6	2	1	3	2	1	18	7	8	-
August	1	5	-	-	5	-	-	1	(4)	-	-
September	16	6	-	-	6	1	1	15	9	-	-
October	14	8	7	-	1	1	1	6	5	-	-
November	15	5	5	-	-	1	1	9	9	-	-
December	9	3	-	1	2	1	-	8	6	-	-
January (1951)	7	5	2	1	2	1	-	4	2	-	-
February	10	3	2	1	-	1	-	7	7	-	-
March	3	1	-	-	1	-	-	3	2	-	-
April	37	3	2	-	1	1	1	34	33	-	-
May	12	-	-	-	-	-	-	12	12	-	-
June	11	3	-	-	3	-	-	11	8	-	-
GROUND CASUALTIES											
<u>Total</u>	<u>53</u>	<u>17</u>	<u>7</u>	<u>-</u>	<u>10</u>	<u>6</u>	<u>6</u>	<u>40</u>	<u>21</u>	<u>8</u>	<u>1</u>
June (1950)	-	-	-	-	-	-	-	-	-	-	-
July	4	-	-	-	-	-	-	4	3	1	-
August	5	1	1	-	-	1	1	3	3	-	-
September	-	-	-	-	-	-	-	-	-	-	-
October	1	1	1	-	-	-	-	-	(1)	-	1
November	10	2	2	-	-	1	1	7	6	1	-
December	17	1	1	-	-	2	2	14	12	2	-
January (1951)	4	9	1	-	8	1	1	2	(7)	1	-
February	5	-	-	-	-	-	-	5	5	-	-
March	-	-	-	-	-	-	-	-	-	-	-
April	-	-	-	-	-	-	-	-	-	-	-
May	5	1	1	-	-	1	1	3	2	1	-
June	2	2	-	-	2	-	-	2	(2)	2	-

TABLE 16 - BATTLE CASUALTIES OF USAF PERSONNEL BY TYPE OF PERSONNEL -
25 JUN 1950 THROUGH 30 JUN 1951 -- CONTINUED

(These data are based on notification to next of kin and exclude SCARWAF and SCNAWAF. Figures in parentheses represent minus quantities and should be deducted in summations.)

End of Month	Total	Deaths				Wounded		Missing		Returned to Military Control	Prisoner of War
		Total	Killed in Action	Died of Wounds	Died Missing	Re-reported	Returned to Duty, Evacuated, Etc.	Re-reported	Currently Missing		
GROUND CASUALTIES (Continued)											
<u>Officer - Total</u> . . .	<u>13</u>	<u>2</u>	<u>2</u>	-	-	<u>2</u>	<u>2</u>	<u>8</u>	<u>7</u>	<u>1</u>	-
June (1950)	-	-	-	-	-	-	-	-	-	-	-
July	1	-	-	-	-	-	-	1	1	-	-
August	-	-	-	-	-	-	-	-	-	-	-
September	-	-	-	-	-	-	-	-	-	-	-
October	1	1	1	-	-	-	-	-	-	-	-
November	4	-	-	-	-	1	1	3	3	-	-
December	1	1	1	-	-	-	-	-	-	-	-
January (1951)	1	-	-	-	-	-	-	1	1	-	-
February	1	-	-	-	-	-	-	1	1	-	-
March	-	-	-	-	-	-	-	-	-	-	-
April	-	-	-	-	-	-	-	-	-	-	-
May	3	1	1	-	-	1	1	1	1	-	-
June	1	-	-	-	-	-	-	1	-	1	-
<u>Enlisted - Total</u> . . .	<u>40</u>	<u>14</u>	<u>4</u>	-	<u>10</u>	<u>4</u>	<u>4</u>	<u>22</u>	<u>14</u>	<u>7</u>	<u>1</u>
June (1950)	-	-	-	-	-	-	-	-	-	-	-
July	3	-	-	-	-	-	-	3	2	1	-
August	5	1	1	-	-	1	1	3	3	-	-
September	-	-	-	-	-	-	-	-	-	-	-
October	-	-	-	-	-	-	-	-	(1)	-	1
November	6	2	2	-	-	-	-	4	3	1	-
December	16	-	-	-	-	2	2	14	12	2	-
January (1951)	3	9	1	-	8	1	1	1	(8)	1	-
February	4	-	-	-	-	-	-	4	4	-	-
March	-	-	-	-	-	-	-	-	-	-	-
April	-	-	-	-	-	-	-	-	-	-	-
May	2	-	-	-	-	-	-	2	1	1	-
June	1	2	-	-	2	-	-	1	(2)	1	-

Note:

Figures in parentheses represent adjustments and must be deducted when balancing column totals or monthly totals. Adjustments are necessary because persons reported missing in previous months were subsequently reported as "died" while in a missing status.

Source: PS-1, dated 30 Jun 1951 (Data revised 30 Jun 1951 over 31 May 1951 to conform with more current data received relative to "Missing", "Returned to Duty", and "Returned to Military Control.")

TABLE 17 - KOREAN BATTLE CASUALTIES OF USAF PERSONNEL, CHARGED TO GROUND OPERATIONS AND AIR OPERATIONS BY MODEL OF PLANE-FY 1951
(All data are based on date of notification to next of kin and excludes SCARWAF and SCHAWAF.)

End of Month	Total	Casualties Charged to Ground Operations	Casualties Charged to Air Operations By Type and Model of Aircraft									
			Total	B-26	B-29	F-51	F-80	F-82	F-84	F-86	C-46	C-47
Total . . .	660	53	607	135	159	88	100	16	15	5	1	11
July (1950) a/ .	60	4	56	14	22	2	9	4	-	-	-	-
August	29	5	24	-	-	15	3	2	-	-	-	-
September . . .	46	-	46	4	23	9	7	-	-	-	-	-
October	56	1	55	13	12	13	7	-	-	-	-	4
November	63	10	53	4	17	5	9	2	-	-	-	3
December	65	17	48	21	-	6	8	2	2	1	1	-
January (1951) .	49	4	45	18	-	5	4	2	2	-	-	-
February	45	5	40	24	-	3	8	-	1	-	-	-
March	33	-	33	10	-	6	8	2	1	-	-	-
April	106	-	106	13	59	11	13	-	4	2	-	-
May	55	5	50	8	13	4	16	2	1	-	-	4
June	53	2	51	6	13	9	8	-	4	2	-	-

End of Month	Casualties Charged to Air Operations By Type and Model of Aircraft											
	C-54	C-119	T-6	T-33	H-5	L-5	RF-51	RF-80	RB-26	RB-29	RB-45	SB-29
Total . . .	14	14	17	2	2	1	2	8	4	5	4	3
July (1950) a/ .	5	-	-	-	-	-	-	-	-	-	-	-
August	-	-	4	-	-	-	-	-	-	-	-	-
September . . .	-	-	1	-	-	-	-	2	-	-	-	-
October	-	3	3	-	-	-	-	-	-	-	-	-
November	3	-	2	-	1	1	-	1	-	5	-	-
December	-	-	1	-	1	-	-	1	-	-	4	-
January (1951) .	6	-	3	-	-	-	-	1	4	-	-	-
February	-	-	1	-	-	-	-	-	-	-	-	3
March	-	2	-	-	-	-	2	2	-	-	-	-
April	-	1	2	-	-	-	1	-	-	-	-	-
May	-	-	-	2	-	-	-	-	-	-	-	-
June	-	8	-	-	-	-	-	1	-	-	-	-

a/ Includes casualties for 25 through 30 June 1950.

TABLE 18 - MOVEMENTS OF PERSONNEL BY AREA - SEP 1950 THROUGH JUN 1951

Type of Personnel Moved	Total	Monthly Rate or Average a/	Per Cent of Total	September (1950)	October	November	December
Personnel Moved By Area b/							
<u>Personnel - Total</u>	<u>595,853</u>	<u>60,801</u>	<u>100.0</u>	<u>21,764</u>	<u>49,865</u>	<u>54,277</u>	<u>64,129</u>
Intra Japan	102,879	10,498	17.3	6,803	8,582	8,012	13,742
Into Korea	122,591	12,509	20.6	7,571	11,967	5,656	5,659
Intra Korea	192,708	19,664	32.3	937	22,094	30,571	22,356
Out of Korea	177,675	18,130	29.8	6,453	7,222	10,038	22,372
<u>Passengers - Total</u>	<u>449,859</u>	<u>45,904</u>	<u>100.0</u>	<u>12,415</u>	<u>41,462</u>	<u>37,848</u>	<u>35,989</u>
Intra Japan	80,276	8,191	17.8	3,427	6,057	5,463	5,918
Into Korea	122,591	12,509	27.3	7,571	11,967	5,656	5,659
Intra Korea	135,194	13,796	30.0	937	19,227	21,939	15,999
Out of Korea	111,798	11,408	24.9	480	4,211	4,790	8,413
<u>Medical Evacuations - Total</u>	<u>145,994</u>	<u>14,897</u>	<u>100.0</u>	<u>9,349</u>	<u>8,403</u>	<u>16,429</u>	<u>28,140</u>
Intra Japan	22,603	2,306	15.5	3,376	2,525	2,549	7,824
Into Korea	-	-	-	-	-	-	-
Intra Korea	57,514	5,869	39.4	-	2,867	8,632	6,357
Out of Korea	65,877	6,722	45.1	5,973	3,011	5,248	13,959
Personnel Moved By Model of Plane							
<u>Personnel - Total</u>	<u>583,811</u>	<u>59,574</u>	<u>c/</u>	<u>21,631</u>	<u>47,388</u>	<u>49,124</u>	<u>59,850</u>
C-119	c/	c/	c/	-	-	-	-
C-54	c/	c/	c/	-	-	-	-
C-46	c/	c/	c/	-	-	-	-
C-47	c/	c/	c/	-	-	-	-
<u>Passengers - Total</u>	<u>437,817</u>	<u>44,670</u>	<u>100.0</u>	<u>12,282</u>	<u>38,985</u>	<u>32,695</u>	<u>31,710</u>
C-119	37,784	3,855	8.6	2,988	10,206	5,041	4,695
C-54	221,049	22,554	50.5	3,028	9,660	4,749	11,922
C-46	105,274	10,740	24.1	2,957	4,745	6,113	11,289
C-47	73,710	7,521	16.8	3,309	14,374	16,792	3,804
<u>Medical Evacuations - Total</u>	<u>145,994</u>	<u>14,892</u>	<u>c/</u>	<u>9,349</u>	<u>8,403</u>	<u>16,429</u>	<u>28,140</u>
C-119	c/	c/	c/	-	-	-	-
C-54	c/	c/	c/	-	-	-	-
C-46	c/	c/	c/	-	-	-	-
C-47	c/	c/	c/	-	-	-	-
Type of Personnel Moved	January (1951)	February	March	April	May	June	
Personnel Moved By Area b/ (Continued)							
<u>Personnel - Total</u>	<u>48,827</u>	<u>60,729</u>	<u>74,495</u>	<u>62,667</u>	<u>73,401</u>	<u>85,699</u>	
Intra Japan	10,353	11,155	10,910	8,650	12,917	11,755	
Into Korea	9,493	13,025	14,880	15,082	17,786	21,473	
Intra Korea	9,719	15,282	28,323	17,710	20,684	25,031	
Out of Korea	19,262	21,267	20,382	21,225	22,014	27,440	
<u>Passengers - Total</u>	<u>35,639</u>	<u>40,900</u>	<u>61,393</u>	<u>51,622</u>	<u>62,113</u>	<u>70,479</u>	
Intra Japan	7,335	9,442	10,242	8,367	12,679	11,346	
Into Korea	9,493	13,025	14,880	15,082	17,786	21,473	
Intra Korea	6,177	6,744	21,721	12,432	14,393	15,625	
Out of Korea	12,634	11,689	14,550	15,741	17,255	22,035	
<u>Medical Evacuations - Total</u>	<u>13,188</u>	<u>19,829</u>	<u>13,102</u>	<u>11,045</u>	<u>11,289</u>	<u>15,220</u>	
Intra Japan	3,018	1,713	668	283	238	409	
Into Korea	-	-	-	-	-	-	
Intra Korea	3,542	8,538	6,602	5,278	6,292	9,406	
Out of Korea	6,628	9,578	5,832	5,484	4,759	5,405	

TABLE 18 - MOVEMENTS OF PERSONNEL BY AREA - SEP 1950 THROUGH JUN 1951 -- CONTINUED

Type of Personnel Moved	January (1951)	February	March	April	May	June
Personnel Moved By Model of Plane (Continued)						
<u>Personnel - Total</u>	<u>48,827</u>	<u>60,729</u>	<u>74,495</u>	<u>62,667</u>	<u>73,401</u>	<u>85,699</u>
C-119	1,525	1,248	8,363	390	1,610	1,718
C-54	29,438	40,167	40,077	38,590	44,974	52,413
C-46	11,028	10,113	14,297	12,219	15,946	17,083
C-47	6,836	9,201	11,758	11,468	10,871	14,485
<u>Passengers - Total</u>	<u>35,639</u>	<u>40,900</u>	<u>61,393</u>	<u>51,622</u>	<u>62,112</u>	<u>70,479</u>
C-119	1,525	1,248	8,363	390	1,610	1,718
C-54	20,433	25,911	33,509	32,313	37,111	42,413
C-46	10,768	10,020	14,297	12,056	15,946	17,083
C-47	2,913	3,721	5,224	6,863	7,445	9,265
<u>Medical Evacuations - Total</u>	<u>13,188</u>	<u>19,829</u>	<u>13,102</u>	<u>11,045</u>	<u>11,289</u>	<u>15,220</u>
C-119	-	-	-	-	-	-
C-54	9,005	14,256	6,568	6,277	7,863	10,000
C-46	260	93	-	163	-	-
C-47	3,923	5,480	6,534	4,605	3,426	5,220

a/ Monthly Rate for "Personnel Moved by Area": Monthly Average for "Personnel Moved by Model".

b/ Includes CAT (Chinese Air Transport), VMR 152 (US Marines), REAF (Royal Hellenic Air Force) for period 10 Sep 1950, through 31 Dec 1950, therefore, data for this period will not agree with data by type model aircraft.

c/ Not available, therefore, percentages could not be computed.

Source: SS-OSD-VI Operations Statistics, Statistical Services, DCS/Comptroller, Hq. USAF.

TABLE 19 - MOVEMENTS OF PERSONNEL IN FEAF COMBAT OPERATIONS BY TYPE AND MODEL OF AIRCRAFT - 1 APR 1951 THROUGH 30 JUN 1951

(Passenger and Patient Miles are in thousands.)

Model Aircraft and Area of Operation	Passenger Miles	Patient Miles	Total		Passenger		Patient	
			Number	Percent	Number	Percent	Number	Percent
<u>All Aircraft - Total</u>	<u>85,877</u>	<u>12,514.5</u>	<u>221,767</u>	<u>100.0</u>	<u>184,213</u>	<u>100.0</u>	<u>37,554</u>	<u>100.0</u>
Intra Japan	16,943	1,203.0	33,322	15.0	32,392	17.6	930	2.5
Into Korea	33,360	-	54,343	24.5	54,340	29.5	3	-
Intra Korea	6,295	3,102.3	63,423	28.6	42,450	23.0	20,973	55.8
Out of Korea	29,279	8,209.2	70,679	31.9	55,031	29.9	15,648	41.7
<u>C-119 - Total</u>	<u>925</u>	<u>-</u>	<u>3,718</u>	<u>100.0</u>	<u>3,718</u>	<u>100.0</u>	<u>-</u>	<u>-</u>
Intra Japan	495	-	1,241	33.4	1,241	33.4	-	-
Into Korea	234	-	917	24.7	917	24.7	-	-
Intra Korea	48	-	794	21.3	794	21.3	-	-
Out of Korea	148	-	766	20.6	766	20.6	-	-
<u>C-54 - Total</u>	<u>70,748</u>	<u>10,922.0</u>	<u>135,977</u>	<u>100.0</u>	<u>111,837</u>	<u>100.0</u>	<u>24,140</u>	<u>100.0</u>
Intra Japan	11,446	1,203.0	16,063	11.8	15,133	13.5	930	3.8
Into Korea	30,912	-	43,892	32.3	43,889	39.3	3	0.1
Intra Korea	1,252	1,510.0	13,981	10.3	6,419	5.7	7,562	31.3
Out of Korea	27,138	8,209.0	62,041	45.6	46,396	41.5	15,645	64.8
<u>C-46 - Total</u>	<u>10,838</u>	<u>8.5</u>	<u>45,248</u>	<u>100.0</u>	<u>45,085</u>	<u>100.0</u>	<u>163</u>	<u>100.0</u>
Intra Japan	4,988	-	15,981	35.3	15,981	35.4	-	-
Into Korea	2,120	-	9,283	20.5	9,283	20.6	-	-
Intra Korea	1,864	8.3	12,310	27.2	12,148	26.9	162	99.4
Out of Korea	1,866	.2	7,674	17.0	7,673	17.1	1	0.6
<u>C-47 - Total</u>	<u>3,366</u>	<u>1,584.0</u>	<u>36,824</u>	<u>100.0</u>	<u>23,573</u>	<u>100.0</u>	<u>13,251</u>	<u>100.0</u>
Intra Japan	14	-	37	0.1	37	0.2	-	-
Into Korea	94	-	251	0.7	251	1.1	-	-
Intra Korea	3,131	1,584.0	36,338	98.7	23,089	97.9	13,249	100.0
Out of Korea	127	-	198	0.5	196	0.8	2	-

Source: SS-OSD-VI Operations Statistics, Statistical Services, DCS/Comptroller, Hq. USAF.

TABLE 20 - FEAF--AIRCRAFT IN COMMITTED UNITS POSSESSED AND COMBAT READY

TYPE AND MODEL	DAILY AVERAGE											
	1950 JULY		AUGUST		SEPTEMBER		OCTOBER		NOVEMBER		DECEMBER	
	Poss'd	Combat Ready	Poss'd	Combat Ready	Poss'd	Combat Ready	Poss'd	Combat Ready	Poss'd	Combat Ready	Poss'd	Combat Ready
TOTAL	<u>398</u>	<u>252</u>	<u>626</u>	<u>404</u>	<u>804</u>	<u>523</u>	<u>840</u>	<u>555</u>	<u>822</u>	<u>515</u>	<u>925</u>	<u>593</u>
BOMBER	<u>112</u>	<u>79</u>	<u>177</u>	<u>118</u>	<u>187</u>	<u>147</u>	<u>178</u>	<u>131</u>	<u>179</u>	<u>129</u>	<u>184</u>	<u>128</u>
B-26	<u>49</u>	<u>30</u>	<u>47</u>	<u>29</u>	<u>46</u>	<u>38</u>	<u>45</u>	<u>29</u>	<u>89</u>	<u>60</u>	<u>98</u>	<u>65</u>
B-29	<u>63</u>	<u>49</u>	<u>130</u>	<u>89</u>	<u>141</u>	<u>109</u>	<u>133</u>	<u>102</u>	<u>90</u>	<u>69</u>	<u>86</u>	<u>63</u>
FIGHTER	<u>179</u>	<u>93</u>	<u>277</u>	<u>174</u>	<u>286</u>	<u>182</u>	<u>338</u>	<u>208</u>	<u>306</u>	<u>193</u>	<u>352</u>	<u>237</u>
F-80	<u>145</u>	<u>69</u>	<u>128</u>	<u>75</u>	<u>138</u>	<u>94</u>	<u>187</u>	<u>128</u>	<u>169</u>	<u>107</u>	<u>151</u>	<u>118</u>
F-51 a/	<u>20</u>	<u>14</u>	<u>141</u>	<u>93</u>	<u>139</u>	<u>82</u>	<u>144</u>	<u>76</u>	<u>131</u>	<u>83</u>	<u>104</u>	<u>71</u>
F-82	<u>14</u>	<u>10</u>	<u>8</u>	<u>6</u>	<u>9</u>	<u>6</u>	<u>7</u>	<u>4</u>	<u>6</u>	<u>3</u>	<u>9</u>	<u>6</u>
F-84 b/	-	-	-	-	-	-	-	-	-	-	<u>69</u>	<u>27</u>
F-86 c/	-	-	-	-	-	-	-	-	-	-	<u>19</u>	<u>15</u>
F-94	-	-	-	-	-	-	-	-	-	-	-	-
CARGO	<u>48</u>	<u>39</u>	<u>75</u>	<u>57</u>	<u>182</u>	<u>108</u>	<u>169</u>	<u>115</u>	<u>183</u>	<u>97</u>	<u>236</u>	<u>138</u>
C-54	<u>26</u>	<u>22</u>	<u>26</u>	<u>21</u>	<u>24</u>	<u>22</u>	<u>23</u>	<u>16</u>	<u>22</u>	<u>14</u>	<u>60</u>	<u>38</u>
C-46	<u>3</u>	<u>3</u>	<u>6</u>	<u>4</u>	<u>52</u>	<u>19</u>	<u>29</u>	<u>18</u>	<u>48</u>	<u>26</u>	<u>65</u>	<u>44</u>
C-47	<u>19</u>	<u>14</u>	<u>38</u>	<u>29</u>	<u>28</u>	<u>23</u>	<u>26</u>	<u>23</u>	<u>27</u>	<u>15</u>	<u>27</u>	<u>9</u>
C-119	-	-	<u>2</u>	<u>1</u>	<u>75</u>	<u>41</u>	<u>88</u>	<u>56</u>	<u>86</u>	<u>42</u>	<u>84</u>	<u>47</u>
C-45	-	-	<u>3</u>	<u>2</u>	<u>3</u>	<u>3</u>	<u>3</u>	<u>2</u>	-	-	-	-
RECONNAISSANCE	<u>35</u>	<u>22</u>	<u>50</u>	<u>24</u>	<u>60</u>	<u>34</u>	<u>72</u>	<u>47</u>	<u>74</u>	<u>41</u>	<u>67</u>	<u>30</u>
RB-26	-	-	<u>10</u>	<u>1</u>	<u>15</u>	<u>11</u>	<u>19</u>	<u>14</u>	<u>19</u>	<u>13</u>	<u>18</u>	<u>10</u>
RB-29	<u>18</u>	<u>12</u>	<u>20</u>	<u>11</u>	<u>22</u>	<u>9</u>	<u>18</u>	<u>9</u>	<u>11</u>	<u>5</u>	<u>12</u>	<u>7</u>
RB-45	-	-	-	-	-	-	<u>2</u>	<u>1</u>	<u>3</u>	<u>2</u>	<u>2</u>	<u>1</u>
RF-51	-	-	-	-	-	-	-	-	-	-	<u>1</u>	<u>1</u>
RF-80	<u>17</u>	<u>10</u>	<u>18</u>	<u>12</u>	<u>20</u>	<u>13</u>	<u>25</u>	<u>19</u>	<u>25</u>	<u>15</u>	<u>21</u>	<u>9</u>
WB-29	-	-	-	-	-	-	<u>6</u>	<u>3</u>	<u>12</u>	<u>4</u>	<u>12</u>	<u>3</u>
RB-17	-	-	<u>2</u>	-	<u>3</u>	<u>1</u>	<u>2</u>	<u>1</u>	<u>4</u>	<u>2</u>	<u>1</u>	-
TRAINER	<u>11</u>	<u>9</u>	<u>27</u>	<u>21</u>	<u>36</u>	<u>24</u>	<u>39</u>	<u>26</u>	<u>35</u>	<u>24</u>	<u>38</u>	<u>25</u>
MISCELLANEOUS d/	<u>13</u>	<u>10</u>	<u>20</u>	<u>10</u>	<u>53</u>	<u>28</u>	<u>41</u>	<u>28</u>	<u>45</u>	<u>31</u>	<u>48</u>	<u>35</u>
	1951 JANUARY	FEBRUARY	MARCH	APRIL	MAY	JUNE						
TOTAL	<u>924.8</u>	<u>606.2</u>	<u>939.6</u>	<u>621.2</u>	<u>984.4</u>	<u>680.6</u>	<u>968</u>	<u>621</u>	<u>1,012</u>	<u>678</u>	<u>999</u>	<u>647</u>
BOMBER	<u>180</u>	<u>125</u>	<u>169</u>	<u>115</u>	<u>169</u>	<u>122</u>	<u>169</u>	<u>113</u>	<u>184</u>	<u>122</u>	<u>195</u>	<u>126</u>
B-26	<u>92</u>	<u>56</u>	<u>78</u>	<u>45</u>	<u>79</u>	<u>50</u>	<u>83</u>	<u>45</u>	<u>96</u>	<u>52</u>	<u>102</u>	<u>58</u>
B-29	<u>88</u>	<u>69</u>	<u>91</u>	<u>70</u>	<u>90</u>	<u>72</u>	<u>86</u>	<u>68</u>	<u>88</u>	<u>70</u>	<u>93</u>	<u>68</u>
FIGHTER	<u>353</u>	<u>227</u>	<u>388</u>	<u>235</u>	<u>426</u>	<u>273</u>	<u>405</u>	<u>246</u>	<u>426</u>	<u>263</u>	<u>403</u>	<u>250</u>
F-80	<u>172</u>	<u>115</u>	<u>203</u>	<u>117</u>	<u>195</u>	<u>123</u>	<u>169</u>	<u>95</u>	<u>165</u>	<u>98</u>	<u>147</u>	<u>94</u>
F-51 a/	<u>99</u>	<u>57</u>	<u>107</u>	<u>65</u>	<u>110</u>	<u>66</u>	<u>102</u>	<u>61</u>	<u>124</u>	<u>73</u>	<u>123</u>	<u>67</u>
F-82	<u>9</u>	<u>5</u>	<u>8</u>	<u>4</u>	<u>7</u>	<u>5</u>	<u>6</u>	<u>3</u>	<u>5</u>	<u>3</u>	<u>4</u>	<u>2</u>
F-84 b/	<u>69</u>	<u>47</u>	<u>70</u>	<u>49</u>	<u>77</u>	<u>51</u>	<u>78</u>	<u>50</u>	<u>80</u>	<u>48</u>	<u>85</u>	<u>50</u>
F-86 c/	<u>4</u>	<u>3</u>	Not Committed	-	<u>37</u>	<u>28</u>	<u>46</u>	<u>37</u>	<u>47</u>	<u>41</u>	<u>44</u>	<u>37</u>
F-94	-	-	-	-	-	-	<u>4</u>	-	<u>5</u>	-	-	-
CARGO	<u>233.8</u>	<u>147.2</u>	<u>225.6</u>	<u>170.2</u>	<u>229.4</u>	<u>181.6</u>	<u>224</u>	<u>128</u>	<u>220</u>	<u>166</u>	<u>219</u>	<u>152</u>
C-54	<u>57.8</u>	<u>45.7</u>	<u>59.4</u>	<u>46.2</u>	<u>60.0</u>	<u>49.9</u>	<u>61</u>	<u>49</u>	<u>61</u>	<u>46</u>	<u>60</u>	<u>43</u>
C-46	<u>70.0</u>	<u>43.8</u>	<u>61.9</u>	<u>47.3</u>	<u>64.0</u>	<u>56.5</u>	<u>55</u>	<u>46</u>	<u>49</u>	<u>36</u>	<u>49</u>	<u>36</u>
C-47	<u>21.0</u>	<u>9.3</u>	<u>16.9</u>	<u>12.6</u>	<u>18.4</u>	<u>14.5</u>	<u>25</u>	<u>20</u>	<u>28</u>	<u>23</u>	<u>30</u>	<u>20</u>
C-119	<u>85.0</u>	<u>48.4</u>	<u>87.4</u>	<u>64.1</u>	<u>87.0</u>	<u>60.7</u>	<u>83</u>	<u>13</u>	<u>82</u>	<u>61</u>	<u>80</u>	<u>53</u>
C-45	-	-	-	-	-	-	-	-	-	-	-	-
RECONNAISSANCE	<u>68</u>	<u>45</u>	<u>62</u>	<u>40</u>	<u>62</u>	<u>41</u>	<u>65</u>	<u>39</u>	<u>67</u>	<u>48</u>	<u>70</u>	<u>42</u>
RB-26	<u>15</u>	<u>14</u>	<u>13</u>	<u>12</u>	<u>11</u>	<u>10</u>	<u>11</u>	<u>9</u>	<u>13</u>	<u>10</u>	<u>14</u>	<u>12</u>
RB-29	<u>13</u>	<u>7</u>	<u>13</u>	<u>7</u>	<u>13</u>	<u>7</u>	<u>13</u>	<u>6</u>	<u>13</u>	<u>7</u>	<u>13</u>	<u>8</u>
RB-45	<u>2</u>	<u>1</u>	<u>2</u>	<u>1</u>	<u>2</u>	<u>1</u>	<u>2</u>	<u>1</u>	<u>2</u>	<u>1</u>	<u>2</u>	<u>1</u>
RF-51	<u>10</u>	<u>8</u>	<u>7</u>	<u>4</u>	<u>6</u>	<u>4</u>	<u>7</u>	<u>4</u>	<u>8</u>	<u>3</u>	<u>7</u>	<u>3</u>
RF-80	<u>15</u>	<u>11</u>	<u>15</u>	<u>12</u>	<u>17</u>	<u>14</u>	<u>20</u>	<u>15</u>	<u>18</u>	<u>13</u>	<u>20</u>	<u>13</u>
WB-29	<u>12</u>	<u>4</u>	<u>12</u>	<u>4</u>	<u>13</u>	<u>5</u>	<u>12</u>	<u>4</u>	<u>13</u>	<u>14</u>	<u>14</u>	<u>5</u>
RB-17	-	-	-	-	-	-	-	-	-	-	-	-
TRAINER	<u>38</u>	<u>26</u>	<u>42</u>	<u>23</u>	<u>46</u>	<u>28</u>	<u>56</u>	<u>40</u>	<u>57</u>	<u>39</u>	<u>51</u>	<u>32</u>
MISCELLANEOUS d/	<u>52</u>	<u>36</u>	<u>53</u>	<u>38</u>	<u>52</u>	<u>35</u>	<u>49</u>	<u>55</u>	<u>58</u>	<u>40</u>	<u>61</u>	<u>45</u>

a/ As of March 1951---Includes F-51s; assigned to 67 TAC Recon Gp.

b/ Began Operation 5 December 1950.

c/ Began Operation 16 December 1950.

d/ Includes--- Liaison, Tow Target, and other Miscellaneous Aircraft.

SOURCE: Operations Statistics Division - OSD-VI - D/Statistical Services DCS/C.

TABLE 21 - CREWS IN COMMITTED UNITS AVAILABLE AND COMBAT READY

TYPE AND MODEL	DAILY AVERAGE											
	1950 JULY		AUGUST		SEPTEMBER		OCTOBER		NOVEMBER		DECEMBER	
	Avail- able	Combat Ready	Avail- able	Combat Ready	Avail- able	Combat Ready	Avail- able	Combat Ready	Avail- able	Combat Ready	Avail- able	Combat Ready
TOTAL	387	375	631	613	819	776	915	878	905	871	1,064	1,008
BOMBER	104	104	175	172	195	193	193	192	203	199	228	226
B-26	45	45	45	45	55	55	58	57	119	115	144	142
B-29	59	59	130	127	140	138	135	135	84	84	84	84
FIGHTER	172	162	291	280	308	298	388	370	371	360	485	455
F-30	140	130	120	110	136	130	212	203	187	182	220	202
F-82	11	11	8	8	8	7	8	7	12	9	18	17
F-51	21	21	163	162	164	161	168	160	172	169	167	156
F-84 a/	-	-	-	-	-	-	-	-	-	-	54	54
F-86 b/	-	-	-	-	-	-	-	-	-	-	26	26
CARGO	53	52	70	66	160	132	173	162	170	156	191	174
C-54	25	25	11	11	12	12	14	13	20	20	33	33
C-46	5	5	5	5	21	10	15	16	24	24	43	43
C-47	23	22	49	45	58	41	39	39	26	26	29	29
C-119	-	-	-	-	61	61	97	86	95	81	85	68
C-45	-	-	5	5	8	8	8	8	5	5	1	1
RECONNAISSANCE	37	36	54	54	66	65	67	65	64	61	64	58
RB-26	-	-	7	7	15	14	14	12	14	12	16	13
RB-29	20	20	23	23	25	25	22	22	15	15	15	15
RB-45	-	-	-	-	-	-	2	2	3	3	2	2
RF-51	-	-	-	-	-	-	-	-	-	-	1	-
RF-80	17	16	22	22	24	24	20	20	16	16	18	16
WB-29	-	-	-	-	-	-	6	6	12	12	12	12
RB-17	-	-	2	2	2	2	3	3	3	3	-	-
TRAINER	8	8	24	24	35	32	37	33	46	43	37	36
MISCELLANEOUS c/	13	13	17	17	55	56	57	56	52	52	59	59
	1951 JANUARY		FEBRUARY		MARCH		APRIL		MAY		JUNE	
TOTAL	1,084	1,016	1,019	936	1,060	973	1,020	958	1,191	1,013	1,402	1,120
BOMBER	222	220	229	208	211	191	188	181	199	170	229	188
B-26	134	132	132	120	120	102	109	105	113	96	131	97
B-29	88	88	97	88	91	89	79	76	86	74	98	91
FIGHTER	455	422	424	386	528	487	504	472	493	451	579	440
F-30	222	204	217	198	280	260	254	239	225	205	254	191
F-82	22	19	19	18	14	14	9	9	15	9	11	10
F-51	110	109	104	103	118	114	95	94	104	96	118	88
F-84 a/	95	84	84	67	75	58	88	72	84	84	137	99
F-86 b/	6	6	Not Committed		41	41	58	58	92	57	59	52
CARGO	214	196	200	184	172	155	169	152	293	208	322	272
C-54	39	39	39	39	32	31	38	38	101	76	92	79
C-46	52	52	35	35	8	8	7	7	62	19	94	75
C-47	23	23	25	25	33	33	30	30	34	33	43	42
C-119	100	82	101	85	99	83	94	77	96	80	93	76
C-45	-	-	-	-	-	-	-	-	-	-	-	-
RECONNAISSANCE	86	76	74	69	62	62	77	73	105	98	135	108
RB-26	22	15	21	16	20	18	22	21	27	24	33	23
RB-29	12	12	12	12	11	11	10	10	12	12	13	12
RB-45	2	2	2	2	-	2	2	2	3	2	2	2
RF-51	17	16	9	9	1	1	13	10	28	26	38	32
RF-80	21	19	17	17	17	17	17	17	22	21	36	26
WB-29	12	12	13	13	13	13	13	13	13	13	13	13
RB-17	-	-	-	-	-	-	-	-	-	-	-	-
TRAINER	48	44	44	40	45	37	39	37	50	41	71	53
MISCELLANEOUS c/	59	58	48	49	42	41	43	43	51	45	66	59

a/ Began Operation 5 December 1950.

b/ Began Operation 16 December 1950.

c/ Includes----Liaison, Tow Target, and other Miscellaneous Aircraft.

SOURCE: Operations Statistics Division - OSD-VI - D/Statistical Services DCS/C

TABLE 22 - COMBAT AIRCRAFT AND CREWS IN COMMITTED UNITS PROGRAMMED AND ACTUAL

AIRCRAFT AND CREWS	AV. - 1 YEAR PERIOD	1950 JUL	AUG	SEP	OCT	NOV	DEC	1951 JAN	FEB	MAR	APR	MAY	JUN
<u>F-51:</u>													
<u>AIRCRAFT</u> - Programmed	121	150	150	150	150	150	100	100	100	100	100	100	100
Actual	107	20	141	139	144	131	104	99	107	104	95	104	101
% Of Programmed	88.4	13.3	94.0	92.7	96.0	87.3	104.0	99.0	107.0	104.0	95.0	104.0	101.0
<u>CREWS</u> - Programmed	181	225	225	225	225	225	150	150	150	150	150	150	150
Actual	125	21	163	164	168	172	167	110	104	118	95	104	118
% Of Programmed	69.1	9.3	72.4	72.9	74.5	76.4	111.3	73.3	69.3	78.7	63.3	69.3	78.7
<u>F-80:</u>													
<u>AIRCRAFT</u> - Programmed	169	150	94	108	150	150	150	150	225	225	225	200	200
Actual	164	145	128	138	187	169	151	172	203	195	169	165	147
% Of Programmed	97.0	96.7	136.1	127.8	124.7	112.7	100.7	114.7	90.2	86.7	75.1	82.5	73.5
<u>CREWS</u> - Programmed	254	225	141	163	225	225	225	225	338	338	338	300	300
Actual	206	140	120	136	212	187	220	222	217	280	254	225	254
% Of Programmed	81.1	62.2	85.1	83.4	94.2	83.1	97.8	98.7	64.2	82.4	75.1	75.0	84.7
<u>F-84:</u>													
<u>AIRCRAFT</u> - Programmed	75	-	-	-	-	-	75	75	75	75	75	75	75
Actual	75	-	-	-	-	-	69	69	70	77	78	80	85
% Of Programmed	100.0	-	-	-	-	-	92.0	92.0	93.3	102.7	104.0	106.7	113.3
<u>CREWS</u> - Programmed	113	-	-	-	-	-	113	113	113	113	113	113	113
Actual	89	-	-	-	-	-	54	95	84	75	88	92	137
% Of Programmed	79	-	-	-	-	-	47.8	84.1	74.3	66.4	77.9	81.4	121.2
<u>F-86:</u>													
<u>AIRCRAFT</u> - Programmed	75	-	-	-	-	-	75	75	75	75	75	75	75
Actual	34	-	-	-	-	-	19	4	-	37	46	47	44
% Of Programmed	45.3	-	-	-	-	-	25.3	5.3	-	49.3	61.3	62.7	58.7
<u>CREWS</u> - Programmed	113	-	-	-	-	-	113	113	113	113	113	113	113
Actual	42	-	-	-	-	-	26	6	-	41	58	57	59
% Of Programmed	37.2	-	-	-	-	-	23.0	5.3	-	36.3	51.3	50.4	52.2
<u>B-26:</u>													
<u>AIRCRAFT</u> - Programmed	91	48	48	48	48	112	112	112	112	112	112	112	112
Actual	75	49	47	46	45	89	98	92	78	79	83	96	102
% Of Programmed	82.4	102.1	97.9	95.8	93.7	78.8	87.5	82.1	69.6	70.5	74.1	85.7	91.1
<u>CREWS</u> - Programmed	132	72	72	72	72	168	168	168	168	168	168	144	144
Actual	100	45	45	55	58	119	144	134	132	120	109	113	131
% Of Programmed	75.8	62.5	62.5	76.4	80.5	70.8	85.7	79.8	78.6	71.4	64.9	78.5	91.0
<u>B-29:</u>													
<u>AIRCRAFT</u> - Programmed	107	90	150	150	150	90	90	90	90	90	90	90	90
Actual	98	63	130	141	133	90	86	88	91	90	86	88	93
% Of Programmed	91.6	70.0	86.7	94.0	88.7	100.0	95.5	97.8	101.1	100.0	95.5	97.8	103.3
<u>CREWS</u> - Programmed	151	135	225	225	225	135	135	135	135	135	135	90	90
Actual	98	59	130	140	135	84	88	88	97	91	79	86	98
% Of Programmed	64.9	43.7	57.8	62.2	60.0	62.2	62.2	65.2	71.8	67.4	58.5	95.5	99.0

SOURCE: FEAF Command Reference Book.

TABLE 23 - COMBAT UTILIZATION OF THEATER INVENTORY AIRCRAFT AND CREWS

AIRCRAFT AND CREWS	AVERAGE ONE YEAR PERIOD	1950 JUL	AUG	SEP	OCT	NOV	DEC	1951 JAN	FEB	MAR	APR	MAY	JUN
F-51:													
<u>AIRCRAFT</u> - Theater Inventory	168	71	155	181	176	163	148	206	172	151	201	196	199
In Combat Units	107	20	141	139	144	131	104	99	107	104	95	104	101
% In Combat Units	63.7	28.2	91.0	76.8	81.8	78.0	70.3	48.1	62.2	68.9	47.3	53.1	50.8
<u>CREWS</u> - Theater Inventory	173	21	238	237	289	230	200	145	175	164	142	114	118
In Combat Units	125	21	163	164	168	172	167	110	104	118	95	104	118
% In Combat Units	72.3	100.0	68.4	69.2	58.1	74.8	83.5	75.9	59.4	71.9	66.9	91.2	100.0
F-80:													
<u>AIRCRAFT</u> - Theater Inventory	411	524	521	511	494	461	411	397	373	340	324	299	276
In Combat Units	164	145	128	138	187	169	151	172	203	195	169	165	147
% In Combat Units	39.9	27.7	24.6	27.0	37.9	36.6	36.7	43.3	54.4	67.4	52.2	52.2	53.3
<u>CREWS</u> - Theater Inventory	356	295	309	305	357	336	369	392	475	443	395	304	294
In Combat Units	206	140	120	136	212	187	220	222	217	280	254	225	254
% In Combat Units	57.9	47.5	38.8	44.6	59.4	55.6	59.6	56.6	45.7	63.2	64.3	74.0	86.4
F-84:													
<u>AIRCRAFT</u> - Theater Inventory	88	-	-	-	-	-	73	70	83	93	83	88	124
In Combat Units	75	-	-	-	-	-	69	69	70	77	78	80	85
% In Combat Units	85.2	-	-	-	-	-	94.5	98.6	84.3	82.8	94.0	90.9	68.5
<u>CREWS</u> - Theater Inventory	102	-	-	-	-	-	89	95	84	99	96	92	158
In Combat Units	89	-	-	-	-	-	54	95	84	75	88	92	137
% In Combat Units	87.2	-	-	-	-	-	60.7	100.0	100.0	75.8	91.7	100.0	86.7
F-86:													
<u>AIRCRAFT</u> - Theater Inventory	80	-	-	-	-	-	57	68	71	88	82	95	92
In Combat Units	34	-	-	-	-	-	19	4	-	37	46	47	44
% In Combat Units	42.5	-	-	-	-	-	33.3	5.9	-	42.0	56.1	49.5	45.4
<u>CREWS</u> - Theater Inventory	95	-	-	-	-	-	94	94	102	97	88	93	98
In Combat Units	42	-	-	-	-	-	26	6	-	41	58	57	59
% In Combat Units	44.2	-	-	-	-	-	27.6	6.4	-	42.3	65.9	61.3	60.2
B-26:													
<u>AIRCRAFT</u> - Theater Inventory	100	67	78	76	75	125	124	113	89	90	106	132	126
In Combat Units	75	49	47	46	45	89	98	92	78	79	83	96	102
% In Combat Units	75.0	73.1	60.3	60.5	60.0	71.2	79.0	81.4	87.6	87.8	78.3	72.7	81.0
<u>CREWS</u> - Theater Inventory	120	63	64	73	78	165	163	151	146	141	137	127	135
In Combat Units	100	45	45	55	58	119	144	134	132	120	109	113	131
% In Combat Units	83.3	71.4	70.3	75.3	74.4	72.1	88.3	88.7	90.4	85.0	79.6	89.0	97.0
B-29:													
<u>AIRCRAFT</u> - Theater Inventory	105	68	133	144	136	95	94	111	94	97	95	96	99
In Combat Units	98	63	130	141	133	90	86	88	91	90	86	88	93
% In Combat Units	93.3	92.6	97.7	97.9	97.8	94.7	91.5	79.3	96.8	92.8	90.5	91.7	93.9
<u>CREWS</u> - Theater Inventory	103	63	133	143	138	89	95	92	99	96	88	103	100
In Combat Units	98	59	130	140	135	84	84	88	97	91	79	86	98
% In Combat Units	95.1	93.6	97.7	97.9	97.8	94.4	88.4	95.7	98.0	94.8	89.8	83.5	98.0

SOURCE: FEAF Command Reference Book.

TABLE 24 - COMBAT READINESS RATES

AIRCRAFT AND CREWS	AV. - 1 YEAR PERIOD	1950 JUL	AUG	SEP	OCT	NOV	DEC	1951 JAN	FEB	MAR	APR	MAY	JUN
PER CENT: POSSESSED AIRCRAFT Combat Ready													
F-51	60.0	70.0	70.0	59.0	52.8	63.4	68.3	57.6	60.7	59.6	60.0	58.6	52.5
F-80	62.6	47.6	58.6	68.1	68.4	63.3	78.1	66.9	57.6	63.1	56.2	59.4	63.9
F-84	61.0	-	-	-	-	-	39.1	68.1	70.0	66.2	64.1	60.0	58.8
F-86	82.3	-	-	-	-	-	78.9	75.0	-	75.7	80.4	87.2	84.1
B-26	61.6	61.2	61.7	82.6	64.4	67.4	66.3	60.9	57.7	63.3	54.2	54.2	56.9
B-29	76.2	77.8	68.5	77.3	76.7	76.7	73.2	78.4	76.9	80.0	79.1	79.5	73.1
PER CENT: ON HAND CREWS Combat Ready													
F-51	95.3	100.0	99.4	98.2	95.2	98.3	93.4	99.1	99.0	96.6	98.9	92.3	74.6
F-80	91.4	92.8	91.7	95.6	95.8	97.3	91.8	91.9	91.2	92.9	94.1	91.1	75.2
F-84	82.9	-	-	-	-	-	100.0	88.4	79.8	77.3	81.8	91.3	72.2
F-86	97.6	-	-	-	-	-	100.0	100.0	-	100.0	100.0	100.0	88.1
B-26	92.2	100.0	100.0	100.0	98.3	96.6	98.6	98.5	90.9	85.0	96.3	84.9	70.4
B-29	96.8	100.0	97.7	98.6	100.0	100.0	100.0	100.0	90.7	97.8	96.2	86.0	92.8
PER CENT: ON HAND CREWS PER Possessed Aircraft													
F-51	1.17	1.05	1.16	1.18	1.17	1.31	1.61	1.11	.97	1.13	1.0	1.9	1.17
F-80	1.25	.97	.94	.99	1.13	1.11	1.46	1.29	1.07	1.44	1.50	1.36	1.73
F-84	1.18	-	-	-	-	-	.78	1.38	1.20	.97	1.13	1.15	1.61
F-86	1.24	-	-	-	-	-	1.37	1.50	-	1.11	1.26	1.21	1.34
B-26	1.33	.92	.96	1.20	1.29	1.34	1.47	1.46	1.69	1.52	1.31	1.18	1.28
B-2999	.94	1.00	.99	1.02	.93	.98	1.00	1.07	1.01	.92	.98	1.05
PER CENT: COMBAT READY CREWS PER Combat Ready Aircraft													
F-51	1.85	1.50	1.74	1.96	2.11	2.04	2.20	1.91	1.58	1.84	1.65	1.57	1.66
F-80	1.83	1.88	1.47	1.38	1.59	1.70	1.71	1.77	1.69	2.11	2.52	2.09	2.03
F-84	1.61	-	-	-	-	-	2.00	1.79	1.37	1.14	1.44	1.75	1.98
F-86	1.46	-	-	-	-	-	1.73	2.00	-	1.46	1.57	1.39	1.41
B-26	1.99	1.50	1.55	1.45	1.97	1.92	2.18	2.36	2.67	2.04	2.33	1.85	1.67
B-29	1.26	1.20	1.43	1.27	1.32	1.22	1.33	1.28	1.26	1.24	1.12	1.06	1.34

SOURCE: Operations Statistics Division - OSD-VI D/Statistical Services DCS/C

TABLE 25 - USAF SORTIES AND OPERATIONAL HOURS - MONTHLY

(DATA DO NOT INCLUDE INTRA-JAPAN OPERATIONS)

TYPE & MODEL	SORTIES				OPERATIONAL HOURS FLOWN a/	TYPE & MODEL	SORTIES				OPERATIONAL HOURS FLOWN a/
	Air-borne	Effective	Non-Effective Aborts	Other than Aborts			Air-borne	Effective	Non-Effective Aborts	Other than Aborts	
JULY - 1950 b/						AUGUST					
TOTAL . . .	8,499	8,039	429	31	24,918	TOTAL . . .	15,586	15,328	257	1	44,607
BOMBER . . .	1,299	1,230	68	1	7,576	BOMBER . . .	2,250	2,205	45	-	15,179
B-29 . . .	572	547	25	-	4,796	B-29 . . .	1,280	1,247	33	-	10,904
B-26 . . .	727	683	43	1	2,780	B-26 . . .	970	958	12	-	4,275
FIGHTER . . .	5,445	5,150	279	16	9,850	FIGHTER . . .	8,753	8,570	183	-	19,541
F-80 . . .	4,445	4,198	231	16	8,070	F-80 . . .	3,693	3,608	85	-	6,327
F-82 . . .	287	257	30	-	427	F-82 . . .	127	125	2	-	363
F-51 c/ . . .	713	695	18	-	1,353	F-51 c/ . . .	4,933	4,837	96	-	12,851
CARGO . . .	1,279	1,194	71	14	6,455	CARGO . . .	2,717	2,701	16	-	4,743
C-46 . . .	111	107	4	-	991	C-46 . . .	59	58	1	-	291
C-47 . . .	1,060	998	55	7	2,546	C-47 . . .	2,398	2,383	15	-	3,696
C-54 . . .	85	67	11	7	2,759	C-54 . . .	107	107	-	-	538
C-119 . . .	-	-	-	-	-	C-119 . . .	30	30	-	-	95
RECON . . .	336	327	9	-	504	RECON . . .	659	647	11	1	1,784
SEARCH & RES.	-	-	-	-	-	SEARCH & RES.	136	135	1	-	193
TAC. CONTROL	137	135	2	-	529	TAC. CONTROL	1,025	1,024	1	-	2,816
MISCELLANEOUS	3	3	-	-	4	MISCELLANEOUS	46	46	-	-	351
SEPTEMBER						OCTOBER					
TOTAL . . .	15,839	15,504	327	8	45,934	TOTAL . . .	16,634	16,128	504	2	46,130
BOMBER . . .	2,314	2,254	60	-	17,007	BOMBER . . .	1,254	1,198	54	2	9,836
B-29 . . .	1,334	1,300	34	-	12,422	B-29 . . .	719	706	12	1	6,864
B-26 . . .	980	954	26	-	4,585	B-26 . . .	535	492	42	1	2,972
FIGHTER . . .	7,590	7,399	183	8	15,697	FIGHTER . . .	6,754	6,460	294	-	17,217
F-80 . . .	3,256	3,172	76	8	5,498	F-80 . . .	4,327	4,232	95	-	8,860
F-82 . . .	52	51	1	-	135	F-82 . . .	32	31	1	-	119
F-51 c/ . . .	4,282	4,176	106	-	10,064	F-51 c/ . . .	2,395	2,197	198	-	8,238
CARGO . . .	3,301	3,246	55	-	5,962	CARGO . . .	6,275	6,185	90	-	12,136
C-46 . . .	238	237	1	-	716	C-46 . . .	548	545	2	-	1,234
C-47 . . .	1,656	1,637	19	-	1,877	C-47 . . .	1,207	1,192	15	-	2,041
C-119 . . .	720	703	17	-	1,044	C-119 . . .	2,753	2,712	41	-	4,705
C-54 . . .	497	480	17	-	2,171	C-54 . . .	1,525	1,494	31	-	3,959
RECON . . .	676	657	19	-	2,311	RECON . . .	565	543	22	-	2,232
SEARCH & RES.	260	257	3	-	645	SEARCH & RES.	217	204	13	-	688
TAC. CONTROL	1,463	1,458	5	-	3,954	TAC. CONTROL	1,232	1,259	23	-	3,604
MISCELLANEOUS	235	233	2	-	358	MISCELLANEOUS	287	279	8	-	417
NOVEMBER						DECEMBER					
TOTAL . . .	18,116	17,669	445	2	50,191	TOTAL . . .	18,184	17,631	553	-	53,808
BOMBER . . .	1,817	1,708	108	1	13,563	BOMBER . . .	2,387	2,301	86	-	15,416
B-29 . . .	705	663	41	1	6,917	B-29 . . .	727	710	17	-	6,661
B-26 . . .	1,112	1,045	67	-	6,646	B-26 . . .	1,660	1,591	69	-	8,755
FIGHTER . . .	6,951	6,738	213	-	15,873	FIGHTER . . .	8,174	7,883	291	-	16,700
F-80 . . .	4,083	4,013	70	-	7,666	F-80 . . .	4,394	4,326	68	-	7,847
F-82 . . .	50	50	-	-	248	F-82 . . .	159	153	6	-	385
F-84 . . .	-	-	-	-	-	F-84 e/ . . .	985	929	56	-	1,894
F-86 . . .	-	-	-	-	-	F-86 e/ . . .	236	229	7	-	419
F-51 c/ . . .	2,818	2,675	143	-	7,959	F-51 c/ . . .	2,400	2,246	154	-	6,155
CARGO . . .	6,772	6,716	55	1	14,132	CARGO . . .	5,307	5,252	55	-	12,300
C-46 . . .	1,638	1,527	10	1	2,537	C-46 . . .	1,415	1,400	15	-	3,388
C-47 . . .	809	806	3	-	2,265	C-47 . . .	504	502	2	-	1,830
C-119 . . .	2,729	2,706	23	-	5,160	C-119 . . .	1,795	1,776	19	-	5,539
C-54 . . .	1,413	1,394	19	-	3,898	C-54 . . .	1,502	1,484	18	-	4,442
C-45 . . .	183	183	-	-	172	C-45 . . .	91	90	1	-	101
RECON . . .	664	632	32	-	2,212	RECON . . .	608	565	43	-	2,453
SEARCH & RES.	178	177	1	-	454	SEARCH & RES.	102	102	-	-	386
TAC. CONTROL	1,473	1,437	36	-	3,609	TAC. CONTROL	1,359	1,327	72	-	3,271
MISCELLANEOUS	261	261	-	-	348	MISCELLANEOUS	207	201	6	-	282

a/ Operational Hours are those flown in combat or direct support of combat b/ Includes 26-30 June 1950
c/ Includes F-51s assigned to 67th Tac. Rcn Gp. d/ Tactical Control denotes T-6 aircraft only
e/ 6th through 31 December 1950 f/ Not committed during February

TABLE 25 - USAF SORTIES AND OPERATIONAL HOURS - MONTHLY - CONTINUED

TYPE And Model	SORTIES				OPERA- TIONAL HOURS FLOWN a/	TYPE AND MODEL	SORTIES				OPERA- TIONAL HOURS FLOWN a/
	Air- borne	Effect- ive	Non-Effective Aborts	Other Than Aborts			Air- borne	Effect- ive	NON-EFFECTIVE Aborts	Other Than Aborts	
JANUARY - 1951						FEBRUARY					
TOTAL . . .	20,374	19,892	482	-	57,556	TOTAL . . .	18,710	18,164	546	-	53,924
BOMBER . . .	2,264	2,204	60	-	13,950	BOMBER . . .	1,965	1,896	69	-	11,690
B-29 . . .	794	775	19	-	7,006	B-29 . . .	717	708	9	-	5,120
B-26 . . .	1,470	1,429	41	-	6,944	B-26 . . .	1,248	1,188	60	-	5,570
FIGHTER . . .	9,077	8,847	230	-	18,805	FIGHTER . . .	7,752	7,501	251	-	17,568
F-30 . . .	4,537	4,551	76	-	8,388	F-30 . . .	4,327	4,241	86	-	8,537
F-82 . . .	112	111	1	-	512	F-82 . . .	73	66	7	-	376
F-84 . . .	2,092	2,059	33	-	4,120	F-84 . . .	1,568	1,512	56	-	3,444
F-86 . . .	212	207	5	-	183	F-86 f/ . . .	1	1	-	-	-
F-51c/ . . .	2,024	1,909	115	-	5,602	F-51 c/ . . .	1,783	1,681	102	-	5,211
CARGO . . .	6,517	6,433	84	-	16,992	CARGO . . .	6,600	6,496	104	-	17,470
C-46 . . .	1,961	1,945	16	-	4,544	C-46 . . .	1,385	1,381	4	-	7,158
C-47 . . .	765	758	7	-	1,822	C-47 . . .	1,087	1,073	14	-	1,838
C-54 . . .	2,160	2,143	17	-	6,417	C-54 . . .	2,718	2,694	24	-	7,424
C-119 . . .	1,519	1,475	44	-	4,114	C-119 . . .	1,311	1,249	62	-	4,023
C-45 . . .	112	112	-	-	35	C-45 . . .	99	99	-	-	27
RECON . . .	941	871	70	-	3,023	RECON . . .	828	773	55	-	2,906
SEARCH & RES.	100	97	3	-	529	SEARCH & RES.	171	169	2	-	459
TAC. CONTROL	1,286	1,251	35	-	3,904	TAC. CONTROL	1,223	1,158	65	-	3,610
MISCELLANEOUS	189	189	-	-	353	MISCELLANEOUS	171	171	-	-	221
MARCH						APRIL					
TOTAL . . .	23,717	23,171	546	-	65,434	TOTAL . . .	22,611	22,063	548	-	55,850
BOMBER . . .	2,211	2,154	57	-	13,152	BOMBER . . .	2,192	2,144	48	-	12,400
B-29 . . .	786	760	26	-	7,042	B-29 . . .	575	561	14	-	5,112
B-26 . . .	1,425	1,394	31	-	6,110	B-26 . . .	1,617	1,583	34	-	7,288
FIGHTER . . .	11,893	11,610	283	-	27,155	FIGHTER . . .	11,031	10,824	207	-	22,645
F-30 . . .	5,618	5,518	100	-	11,878	F-30 . . .	4,090	4,002	88	-	8,194
F-82 . . .	18	17	1	-	144	F-82 . . .	57	56	1	-	159
F-84 . . .	2,449	2,399	50	-	5,097	F-84 . . .	2,179	2,151	28	-	4,745
F-86 . . .	904	858	46	-	1,672	F-86 . . .	1,073	1,057	16	-	1,722
F-51 c/ . . .	2,904	2,818	86	-	8,364	F-51c/ . . .	3,632	3,558	74	-	7,825
CARGO . . .	6,912	6,852	60	-	16,885	CARGO . . .	6,347	6,276	71	-	12,184
C-46 . . .	1,385	1,379	6	-	3,620	C-46 . . .	1,132	1,128	4	-	2,389
C-47 . . .	1,470	1,460	10	-	3,246	C-47 . . .	1,815	1,809	6	-	2,751
C-54 . . .	2,720	2,709	11	-	6,366	C-54 . . .	3,076	3,038	38	-	6,281
C-119 . . .	1,244	1,212	32	-	3,653	C-119 . . .	268	245	23	-	763
C-45 . . .	93	92	1	-	-	C-45 . . .	56	56	-	-	-
RECON . . .	1,068	1,005	63	-	3,284	RECON . . .	1,141	1,120	21	-	3,546
SEARCH & RES.	169	158	11	-	806	SEARCH & RES.	101	96	5	-	527
TAC. CONTROL	1,348	1,266	82	-	3,843	TAC. CONTROL	1,524	1,389	195	-	4,223
MISCELLANEOUS	116	116	-	-	309	MISCELLANEOUS	275	274	1	-	315
MAY						JUNE					
TOTAL . . .	23,489	23,181	308	-	58,656	TOTAL . . .	21,395	21,127	268	-	59,349
BOMBER . . .	2,258	2,232	26	-	11,759	BOMBER . . .	2,001	1,975	26	-	11,254
B-29 . . .	547	534	13	-	4,752	B-29 . . .	447	433	14	-	4,184
B-26 . . .	1,711	1,698	13	-	7,007	B-26 . . .	1,554	1,542	12	-	7,070
FIGHTER . . .	11,154	10,974	180	-	21,393	FIGHTER . . .	9,440	9,277	163	-	18,951
F-30 . . .	4,036	3,964	72	-	8,485	F-30 . . .	3,446	3,396	50	-	6,849
F-82 . . .	71	71	-	-	198	F-82 . . .	49	49	-	-	210
F-84 . . .	1,985	1,958	27	-	4,372	F-84 . . .	1,543	1,476	67	-	4,030
F-86 . . .	1,360	1,354	6	-	2,034	F-86 . . .	1,250	1,244	6	-	1,850
F-51 . . .	3,702	3,627	75	-	6,304	F-51 . . .	3,152	3,112	40	-	6,012
CARGO . . .	7,532	7,499	33	-	17,400	CARGO . . .	7,317	7,303	14	-	20,647
C-46 . . .	1,496	1,496	-	-	4,698	C-46 . . .	1,313	1,313	-	-	2,999
C-47 . . .	1,686	1,682	4	-	3,390	C-47 . . .	1,565	1,560	5	-	3,537
C-54 . . .	2,957	2,948	9	-	9,052	C-54 . . .	2,985	2,983	2	-	9,469
C-119 . . .	1,389	1,369	20	-	4,044	C-119 . . .	1,454	1,447	7	-	4,642
C-45 . . .	4	4	-	-	16	C-45 . . .	-	-	-	-	-
RECON . . .	961	947	14	-	3,439	RECON . . .	945	927	18	-	3,226
SEARCH & RES.	132	132	-	-	352	SEARCH & RES.	239	237	2	-	427
TAC. CONTROL	1,421	1,367	54	-	4,128	TAC. CONTROL	1,401	1,356	45	-	4,700
MISCELLANEOUS	31	30	1	-	185	MISCELLANEOUS	52	52	-	-	144

SOURCE: Operations Statistics Division - OSD-VI - D/Statistical Services DCS/C

TABLE 26 - COMBAT HOURS PER SORTIE - AIRCRAFT AND CREW

AIRCRAFT AND CREW	TOTAL or AVERAGE	1950 Jul	Aug	Sep	Oct	Nov	Dec	1951 Jan	Feb	Mar	Apr	May	Jun
TOTAL COMBAT HOURS:													
F-51 a/	82,356	1,353	12,851	10,064	8,238	7,959	6,155	5,602	5,211	7,977	7,358	5,187	4,401
F-80	96,603	8,070	6,327	5,498	8,860	7,666	7,847	8,388	8,537	11,878	8,194	8,485	6,849
F-84	27,703	-	-	-	-	-	1,894	4,120	3,444	5,097	4,745	4,372	4,030
F-86	7,880	-	-	-	-	-	419	183	-	1,672	1,722	2,034	1,850
B-26	70,002	2,780	4,275	4,585	2,972	6,646	8,735	6,944	5,570	6,110	7,288	7,007	7,070
B-29	82,780	4,796	10,904	12,422	6,864	6,917	6,661	7,006	6,120	7,042	5,112	4,752	4,184
AVERAGE HOURS Per Sortie: (Duration)													
F-51 a/	2.45	1.90	2.60	2.35	3.44	2.82	2.56	2.77	2.92	2.75	2.10	1.58	1.70
F-80	1.92	1.97	1.71	1.69	2.05	1.88	1.79	1.81	1.97	2.11	2.00	2.10	1.99
F-84	2.16	-	-	-	-	-	1.93	1.97	2.20	2.08	2.18	2.20	2.61
F-86	1.56	-	-	-	-	-	1.78	.86	-	1.85	1.60	1.50	1.48
B-26	4.66	4.17	4.41	4.68	5.56	5.98	5.27	4.72	4.46	4.29	4.51	4.10	4.55
B-29	9.00	8.8	8.52	9.31	9.55	9.67	9.16	8.82	8.54	8.96	9.05	8.69	9.36
Total Combat Hours Per Av. Aircraft Possessed:													
F-51 a/	763	68	91	72	57	61	59	57	52	77	77	48	44
F-80	589	56	49	40	47	45	52	49	45	61	48	50	47
F-84	365	-	-	-	-	-	28	57	53	66	61	53	47
F-86	232	-	-	-	-	-	39	46	-	45	37	41	42
B-26	929	57	91	100	66	75	89	75	71	77	88	71	69
B-29	838	76	84	88	52	77	77	77	72	78	60	52	45
Total Combat Hours Per Av. Crew On Hand:													
F-51 a/	658	64	79	61	49	46	37	51	51	68	77	48	37
F-80	491	58	53	40	42	41	36	41	43	42	32	36	27
F-84	336	-	-	-	-	-	35	49	55	68	54	46	29
F-86	188	-	-	-	-	-	16	31	-	41	30	35	31
B-26	735	62	95	83	51	56	61	53	42	51	67	60	54
B-29	852	82	84	89	51	82	79	79	68	77	65	53	43
Combat Hours Per Possessed A/C Per Day:													
F-51 a/	2.1	2.2	2.9	2.4	1.8	2.0	1.9	1.7	1.9	2.5	2.6	1.5	1.5
F-80	1.6	1.8	1.6	1.3	1.5	1.5	1.7	1.6	1.6	2.0	1.6	1.6	1.6
F-84	1.8	-	-	-	-	-	1.1	1.8	1.9	2.1	2.0	1.7	1.6
F-86	1.4	-	-	-	-	-	2.3	1.5	-	1.5	1.2	1.3	1.4
B-26	2.5	1.8	2.9	3.3	2.1	2.5	2.9	2.4	2.5	2.9	2.9	2.3	2.3
B-29	2.3	2.5	2.7	2.9	1.7	2.6	2.5	2.5	2.6	2.5	2.0	1.7	1.5

a/ Does not include F-51 aircraft assigned to 67th Tac Tcn Sq.

SOURCE: Operations Statistics Division - OSD-VI - D/Statistical Services DCS/C

TABLE 27 - COMBAT OPERATIONS - USAF DAY AND NIGHT SORTIES - BY TYPE SORTIE

(The following data covers the last quarter of Fiscal Year 1951. Data on Day and Night Missions by type and model of aircraft were not reported for preceding quarters)

TOTAL SORTIES

TYPE SORTIE	T O T A L		B-26		B-29		F-51		F-80		F-84		F-86	
	Day	Night	Day	Night	Day	Night	Day	Night	Day	Night	Day	Night	Day	Night
<u>TOTAL</u>	<u>46,923</u>	<u>5,156</u>	<u>2,307</u>	<u>4,000</u>	<u>1,768</u>	<u>577</u>	<u>13,433</u>	<u>71</u>	<u>16,937</u>	<u>243</u>	<u>7,992</u>	<u>164</u>	<u>4,486</u>	<u>101</u>
Close Support.	11,451	1,399	278	825	94	288	2,596	22	5,268	157	3,036	99	179	8
Interdiction .	10,777	2,272	1,343	2,019	1,652	247	2,981	-	3,115	6	1,543	-	143	-
Armed Rcn. . .	16,976	1,191	617	1,128	-	-	6,151	-	7,676	6	2,426	44	106	13
Escort	2,360	-	-	-	-	-	135	-	352	-	404	-	1,469	-
Interception .	795	2	-	-	-	-	103	-	149	-	345	-	198	2
Counter Air. .	2,646	221	-	-	-	-	209	48	248	74	161	21	2,028	78
Other.	1,918	71	69	28	22	42	1,258	1	129	-	77	-	363	-

NON-EFFECTIVE SORTIES

TYPE SORTIE	T O T A L		B-26		B-29		F-51		F-80		F-84		F-86	
	Day	Night	Day	Night	Day	Night	Day	Night	Day	Night	Day	Night	Day	Night
<u>TOTAL</u>	<u>901</u>	<u>105</u>	<u>21</u>	<u>69</u>	<u>52</u>	<u>15</u>	<u>292</u>	<u>1</u>	<u>293</u>	<u>17</u>	<u>169</u>	<u>3</u>	<u>74</u>	<u>-</u>
Close Support.	209	30	3	7	3	8	66	-	84	13	48	2	5	-
Interdiction .	219	37	15	30	48	5	59	-	53	2	37	-	7	-
Armed Rcn. . .	300	33	3	32	-	-	107	-	146	-	43	1	1	-
Escort	54	-	-	-	-	-	1	-	2	-	33	-	18	-
Interception .	9	-	-	-	-	-	-	-	1	-	3	-	5	-
Counter Air. .	43	3	-	-	-	-	8	1	6	2	3	-	26	-
Other.	67	2	-	-	1	2	51	-	1	-	2	-	12	-

TONS OF BOMBS

TYPE SORTIE	T O T A L		B-26		B-29		F-51		F-80		F-84		F-86	
	Day	Night	Day	Night	Day	Night	Day	Night	Day	Night	Day	Night	Day	Night
<u>TOTAL</u>	<u>35,121</u>	<u>11,086</u>	<u>3,959</u>	<u>5,825</u>	<u>13,767</u>	<u>5,128</u>	<u>7,216</u>	<u>18</u>	<u>6,942</u>	<u>44</u>	<u>3,231</u>	<u>71</u>	<u>6</u>	<u>-</u>
Close Support.	6,915	4,064	407	1,200	741	2,742	1,824	17	2,480	42	1,463	63	-	-
Interdiction .	18,735	5,288	2,292	2,990	13,018	2,296	1,676	-	1,124	2	625	-	-	-
Armed Rcn. . .	9,159	1,599	1,157	1,594	-	-	3,585	-	3,301	-	1,110	5	6	-
Escort	26	-	-	-	-	-	15	-	-	-	11	-	-	-
Interception .	49	-	-	-	-	-	34	-	15	-	-	-	-	-
Counter Air. .	57	4	-	-	-	-	31	1	8	-	18	3	-	-
Other.	180	131	103	41	8	90	51	-	14	-	4	-	-	-

TABLE 27 - COMBAT OPERATIONS - USAF DAY AND NIGHT SORTIES - BY TYPE SORTIE - CONTINUED

NUMBER OF ROCKETS

TYPE SORTIE	TOTAL		B-26		B-29		F-51		F-80		F-84		F-86	
	Day	Night	Day	Night	Day	Night	Day	Night	Day	Night	Day	Night	Day	Night
TOTAL	78,342	551	2,542	145	-	-	58,215	160	15,535	246	2,050	-	-	-
Close Support.	21,998	402	685	29	-	-	13,923	130	6,173	243	1,217	-	-	-
Interdiction	19,757	54	969	51	-	-	14,970	-	3,089	3	729	-	-	-
Armed Rcn. . . .	35,435	65	888	65	-	-	28,281	-	6,162	-	104	-	-	-
Escort	231	-	-	-	-	-	231	-	-	-	-	-	-	-
Interception	304	-	-	-	-	-	281	-	23	-	-	-	-	-
Counter Air. . .	234	30	-	-	-	-	186	30	48	-	-	-	-	-
Other.	383	-	-	-	-	-	343	-	40	-	-	-	-	-

ROUNDS OF AMMUNITION - (HUNDREDS OF ROUNDS)

TYPE SORTIE	TOTAL		B-26		B-29		F-51		F-80		F-84		F-86	
	Day	Night	Day	Night	Day	Night	Day	Night	Day	Night	Day	Night	Day	Night
TOTAL	337,158	25,122	11,099	22,022	2,882	328	112,274	344	151,495	1,084	57,412	1,221	1,996	123
Close Support.	116,062	4,863	2,476	2,558	120	112	30,480	295	53,815	952	29,115	946	56	-
Interdiction	70,736	12,623	4,740	12,400	2,759	203	24,638	-	28,600	20	9,949	-	50	-
Armed Rcn. . . .	140,467	7,249	3,492	6,961	3	13	54,550	-	65,475	-	16,809	275	138	-
Escort	3,396	-	-	-	-	-	427	-	1,900	-	749	-	320	-
Interception	7,231	-	-	-	-	-	522	-	356	-	309	-	44	-
Counter Air. . .	2,939	284	-	-	-	-	697	49	633	112	343	-	1,266	123
Other.	2,327	103	391	103	-	-	960	-	716	-	138	-	122	-

AIRCRAFT LOST TO ENEMY AIRCRAFT AND GROUND FIRE

TYPE SORTIE		TOTAL		B-26		B-29		F-51		F-80		F-84		F-86	
		A/C	G/Fire	A/C	G/Fire	A/C	G/Fire	A/C	G/Fire	A/C	G/Fire	A/C	G/Fire	A/C	G/Fire
TOTAL	Day	-11	83	-	4	4	2	2	39	3	33	-	5	2	-
TOTAL	Night	-	2	-	2	-	-	-	-	-	-	-	-	-	-
Close Support. . .	Day	-	9	-	-	-	-	-	3	-	4	-	2	-	-
Close Support. . .	Night	-	-	-	-	-	-	-	-	-	-	-	-	-	-
Interdiction . . .	Day	4	13	-	1	4	2	-	8	-	2	-	-	-	-
Interdiction . . .	Night	-	2	-	2	-	-	-	-	-	-	-	-	-	-
Armed Rcn.	Day	3	55	-	2	-	-	-	24	3	26	-	3	-	-
Armed Rcn.	Night	-	-	-	-	-	-	-	-	-	-	-	-	-	-
Escort.	Day	1	1	-	-	-	-	1	-	-	1	-	-	-	-
Escort	Night	-	-	-	-	-	-	-	-	-	-	-	-	-	-
Interception . . .	Day	-	-	-	-	-	-	-	-	-	-	-	-	-	-
Interception . . .	Night	-	-	-	-	-	-	-	-	-	-	-	-	-	-
Counter Air. . . .	Day	3	-	-	-	-	1	1	-	-	-	-	-	2	-
Counter Air. . . .	Night	-	-	-	-	-	-	-	-	-	-	-	-	-	-
Other.	Day	-	5	-	1	-	-	-	4	-	-	-	-	-	-
Other.	Night	-	-	-	-	-	-	-	-	-	-	-	-	-	-

SOURCE: Operations Statistics Division - OSD-VI - D/Statistical Services - DCS/C

TABLE 28 - USAF SORTIES - AIRBORNE AND EFFECTIVE

(Data do not include Intra-Japan Operations)

AIRCRAFT	NUMBER OF SORTIES							
	TOTAL		JULY 1950 a/-		AUGUST		SEPTEMBER	
	Airborne	Effective	Airborne	Effective	Airborne	Effective	Airborne	Effective
TOTAL	223,154	217,897	8,499	8,039	15,586	15,328	15,839	15,504
B-29	9,203	8,944	572	547	1,280	1,247	1,334	1,300
B-26	15,009	14,557	727	683	970	958	980	954
F-80	50,352	49,231	4,445	4,198	3,693	3,608	3,256	3,172
F-82	1,087	1,037	287	257	127	125	52	51
F-84	12,801	12,484	-	-	-	-	-	-
F-86	5,036	4,950	-	-	-	-	-	-
F-51	34,738	33,531	713	695	4,933	4,837	4,282	4,176
C-46	12,681	12,617	111	107	59	58	238	237
C-47	16,022	15,860	1,060	998	2,398	2,383	1,656	1,637
C-54	21,745	21,541	85	67	107	107	497	480
C-119	15,212	14,924	-	-	30	30	720	703
C-45	1,216	1,211	23	22	123	123	190	189
RF-80	4,372	4,180	247	241	514	509	385	381
RB-26	2,372	2,305	-	-	21	19	168	160
RB-29	767	738	81	78	107	103	105	103
RB-17	63	52	-	-	3	2	18	13
RB-45	97	91	-	-	-	-	-	-
RC-45	237	237	8	8	14	14	-	-
RF-51	1,223	1,155	-	-	-	-	-	-
WB-29	261	253	-	-	-	-	-	-
T-6	14,982	14,367	137	135	1,025	1,024	1,463	1,458
SEARCH & RESCUE	1,805	1,774	-	-	136	135	260	257
MISCELLANEOUS	1,873	1,855	3	3	46	46	235	233
	OCTOBER		NOVEMBER		DECEMBER		JANUARY - 1951	
	Airborne	Effective	Airborne	Effective	Airborne	Effective	Airborne	Effective
TOTAL	16,634	16,128	18,116	17,669	18,184	17,631	20,374	19,892
B-29	719	706	705	663	727	710	794	775
B-26	535	492	1,112	1,045	1,660	1,591	1,470	1,429
F-80	4,327	4,232	4,083	4,013	4,394	4,326	4,637	4,561
F-82	32	31	50	50	159	153	112	111
F-84	-	-	-	-	985	929	2,092	2,059
F-86	-	-	-	-	236	229	212	207
F-51	2,395	2,197	2,818	2,675	2,400	2,246	2,024	1,909
C-46	548	546	1,638	1,627	1,415	1,400	1,961	1,945
C-47	1,207	1,192	809	806	504	502	765	758
C-54	1,525	1,494	1,413	1,394	1,502	1,484	2,160	2,143
C-119	2,753	2,712	2,729	2,706	1,795	1,776	1,519	1,475
C-45	242	241	183	183	91	90	112	112
RF-80	287	281	390	368	280	249	320	281
RB-26	142	132	122	117	168	163	215	210
RB-29	93	92	51	49	66	63	61	56
RB-17	20	15	22	22	-	-	-	-
RB-45	-	-	19	19	10	9	13	12
RC-45	-	-	30	30	44	44	43	43
RF-51	-	-	-	-	10	8	257	238
WB-29	23	23	30	27	30	29	32	31
T-6	1,282	1,259	1,473	1,437	1,399	1,327	1,286	1,251
SEARCH & RESCUE	217	204	178	177	102	102	100	97
MISCELLANEOUS	287	279	261	261	207	201	189	189

TABLE 28 - USAF SORTIES--AIRBORNE AND EFFECTIVE - CONTINUED

AIRCRAFT	NUMBER OF SORTIES					
	FEBRUARY		MARCH		APRIL	
	Airborne	Effective	Airborne	Effective	Airborne	Effective
<u>TOTAL</u>	<u>18,710</u>	<u>18,164</u>	<u>23,717</u>	<u>23,171</u>	<u>22,611</u>	<u>22,063</u>
B-29	717	708	786	760	575	561
B-26	1,248	1,188	1,425	1,394	1,617	1,583
F-80	4,327	4,241	5,618	4,090	4,002	4,036
F-82	73	66	18	17	57	56
F-84	1,568	1,512	2,449	2,399	2,179	2,151
F-86	1	1	904	858	1,073	1,057
F-51	1,783	1,681	2,904	2,818	3,632	3,558
C-46	1,385	1,381	1,385	1,379	1,132	1,128
C-47	1,087	1,073	1,470	1,460	1,815	1,809
C-54	2,718	2,694	2,720	2,709	3,076	3,038
C-119	1,311	1,249	1,244	1,212	268	245
C-45	99	99	93	92	56	56
RF-80	264	239	365	335	492	489
RB-26	222	214	287	275	312	303
RB-29	51	47	41	40	36	34
RB-17	-	-	-	-	-	-
RB-45	7	6	13	12	15	14
RC-45	41	41	16	16	24	24
RF-51	214	197	314	295	233	227
WB-29	29	29	32	32	29	29
T-6	1,223	1,158	1,348	1,266	1,524	1,329
SEARCH & RESCUE	171	169	169	168	101	96
MISCELLANEOUS	171	171	116	116	275	274
	MAY		JUNE			
	Airborne	Effective	Airborne	Effective		
<u>TOTAL</u>	<u>23,489</u>	<u>23,181</u>	<u>21,395</u>	<u>21,127</u>		
B-29	547	534	447	433		
B-26	1,711	1,698	1,554	1,542		
F-80	4,036	3,964	3,446	3,396		
F-82	71	71	49	49		
F-84	1,985	1,985	1,543	1,476		
F-86	1,360	1,354	1,250	1,244		
F-51	3,702	3,627	3,152	3,112		
C-46	1,496	1,496	1,313	1,313		
C-47	1,686	1,682	1,565	1,560		
C-54	2,957	2,948	2,985	2,983		
C-119	1,389	1,369	1,454	1,447		
C-45	4	4	-	-		
RF-80	393	384	435	423		
RB-26	359	358	356	354		
RB-29	45	43	30	30		
RB-17	-	-	-	-		
RB-45	9	9	11	10		
RC-45	17	17	-	-		
RF-51	108	106	87	84		
WB-29	30	30	26	26		
T-6	1,421	1,367	1,401	1,356		
SEARCH & RESCUE	132	132	239	237		
MISCELLANEOUS	31	30	52	52		

SOURCE: Operations Statistics Division - OSD-VI - D/Statistical Services DCS/C

TABLE 29 - AVERAGE MONTHLY SORTIE RATE

TYPE OF AIRCRAFT	ANNUAL RATE	RATE PER MONTH											
		1950 Jul	Aug	Sep	Oct	Nov	Dec	1951 Jan	Feb	Mar	Apr	May	Jun
SORTIES PER:													
POSSESSED AIRCRAFT													
F-51 a/	25.7	34	35	30	16	22	23	22	18	27	37	31	26
F-80	25.2	28	29	24	23	24	29	26	23	29	24	24	23
F-84	24.7	-	-	-	-	-	14	29	24	32	28	24	18
F-86	26.1	-	-	-	-	-	22	53	-	24	23	28	28
B-26	16.4	14	21	21	12	12	17	16	16	17	20	17	15
B-29	7.7	9	10	9	5	8	8	9	8	9	7	6	5
ON HAND CREW													
F-51 a/	22.0	33	30	26	14	16	14	19	17	24	37	31	22
F-80	20.1	29	31	24	20	22	20	22	22	20	16	17	14
F-84	18.8	-	-	-	-	-	18	25	24	33	25	21	11
F-86	21.2	-	-	-	-	-	16	32	-	21	19	23	21
B-26	12.3	15	22	18	9	9	12	11	10	12	15	15	12
B-29	7.7	9	10	10	5	9	9	9	8	9	7	6	5
COMBAT READY AIRCRAFT													
F-51 a/	42.8	49	51	52	30	34	33	35	29	46	61	52	49
F-80	40.3	58	48	35	33	38	36	39	40	44	43	40	37
F-84	40.5	-	-	-	-	-	36	43	34	47	44	40	31
F-86	31.7	-	-	-	-	-	28	51	-	24	29	28	34
B-26	26.6	22	32	26	18	19	17	25	30	28	36	32	27
B-29	10.1	11	14	12	7	10	11	11	10	11	8	8	7
COMBAT READY CREW													
F-51 a/	23.1	33	30	27	14	17	15	18	17	25	37	33	29
F-80	22.0	31	32	25	21	22	21	22	23	21	17	19	18
F-84	25.2	-	-	-	-	-	18	24	25	41	30	23	16
F-86	21.7	-	-	-	-	-	16	34	-	21	19	23	23
B-26	13.3	15	22	18	9	13	11	11	11	14	15	17	16
B-29	8.0	9	10	10	5	9	9	9	8	9	7	7	5

a/ Does not include F-51 Aircraft assigned to 67th Tac Rcn Sq.

SOURCE: Operations Statistics Division - OSD-VI - D/Statistical Services DCS/C

TABLE 30 - ABORTIVE RATE PER 100 SORTIES

(Data do not include Intra-Japan Operations)

TYPE OF AIRCRAFT	ANNUAL RATE	1950 Jul	Aug	Sep	Oct	Nov	Dec	1951 Jan	Feb	Mar	Apr	May	Jun
AVERAGE ALL AIRCRAFT:	<u>2.34</u>	<u>5.16</u>	<u>1.65</u>	<u>2.06</u>	<u>3.04</u>	<u>2.46</u>	<u>3.04</u>	<u>2.37</u>	<u>2.92</u>	<u>2.30</u>	<u>2.42</u>	<u>1.31</u>	<u>1.25</u>
Propeller Fighter:													
F-51	3.47	2.52	1.95	2.48	8.27	5.07	6.42	5.68	5.72	2.96	2.04	2.03	1.27
F-82	4.60	10.32	1.57	1.92	3.12	.0	3.77	0.89	9.59	5.56	1.75	.0	.0
Jet Fighter:													
F-80	2.18	5.63	2.30	2.33	2.20	1.71	1.55	1.64	1.99	1.77	2.15	1.78	1.45
F-84	2.48	-	-	-	-	-	5.70	1.58	3.57	2.04	1.28	1.36	2.30
F-86	1.71	-	-	-	-	-	2.97	2.36	-	5.10	1.49	0.44	0.48
Bomber:													
B-26	3.00	6.30	1.24	2.65	8.04	6.03	4.16	2.79	4.81	2.18	2.10	0.76	0.77
B-29	2.78	4.40	2.58	2.55	1.67	5.59	2.34	2.39	1.26	3.31	2.48	2.38	3.13
Reconnaissance:													
RB-26	2.82	-	9.52	4.76	7.04	4.10	2.98	2.33	3.60	4.18	2.88	0.28	0.56
WB-RB-29	3.21	4.23	2.80	1.90	0.86	6.17	4.17	6.45	5.00	1.37	3.08	2.67	.0
RB-45	6.19	-	-	-	-	.0	10.0	7.69	14.29	7.69	6.67	.0	9.09
RF-51	5.56	-	-	-	-	-	20.00	7.39	7.94	6.05	2.58	1.85	3.45
RF-80	4.39	2.51	.97	1.04	2.09	5.64	11.07	12.19	9.47	8.22	0.61	2.29	2.76
Cargo:													
C-119	1.89	-	.0	2.36	1.49	0.84	1.06	2.90	4.73	2.57	8.58	1.44	0.48
C-54	0.91	6.12	.0	3.42	2.03	1.34	1.20	0.79	0.88	0.40	1.24	0.30	0.07
C-46	0.50	3.60	1.69	0.42	0.36	0.67	1.06	0.82	0.29	0.43	0.35	.0	.0
C-47	0.97	5.19	0.63	1.15	1.24	0.37	0.39	0.92	1.29	0.68	0.33	0.24	0.32
Tactical Control:													
T-6	4.10	1.46	0.10	0.34	1.79	2.44	5.15	2.72	5.31	6.08	12.80	3.80	3.21

SOURCE: Operations Statistics Division - OSD-VI - D/Statistical Services DCS/C

TABLE 31 - AVERAGE NUMBER SORTIES DAILY BY TYPE - USAF, RAAF, SAAF, RAAF, AND RTAF

Counter-Air is included in "Other" for the months of April, May, June 1951: For the other months, Counter-Air is included in Interdiction.

MONTH	TOTAL		CLOSE SUPPORT		INTERDICTION	
	Sorties	Daily Average	Sorties	Daily Average	Sorties	Daily Average
<u>1950</u> JULY ^{a/}	8,873	240	4,073	110	2,726	73
AUGUST.	16,177	522	6,981	225	4,000	129
SEPTEMBER	16,503	550	6,482	216	3,839	128
OCTOBER	16,902	545	3,434	111	4,765	154
NOVEMBER.	18,464	615	3,774	126	5,352	178
DECEMBER.	18,967	612	3,569	115	7,654	247
<u>1951</u> JANUARY	21,336	688	2,953	95	9,193	297
FEBRUARY.	19,744	705	3,267	117	7,206	257
MARCH	25,242	814	5,901	190	7,637	246
APRIL	23,553	785	2,644	38	9,507	317
MAY	24,363	786	2,860	92	8,752	282
JUNE.	22,131	738	2,134	71	7,538	251
	STRATEGIC		CARGO ^{c/}		OTHER ^{b/}	
<u>1950</u> JULY ^{a/}	57	2	1,279	35	738	20
AUGUST.	613	20	2,717	88	1,866	60
SEPTEMBER	247	8	3,301	110	2,634	88
OCTOBER	77	2	6,275	202	2,351	76
NOVEMBER.	-	-	6,772	226	2,566	85
DECEMBER.	-	-	5,428	175	2,316	75
<u>1951</u> JANUARY	-	-	6,674	215	2,916	81
FEBRUARY.	-	-	6,878	246	2,393	85
MARCH	-	-	6,878	222	4,826	156
APRIL	-	-	6,320	211	5,082	169
MAY	-	-	7,454	241	5,297	171
JUNE.	-	-	7,218	241	5,241	175

^{a/} Includes 25-30 June 1950.

^{b/} Includes ---Reconnaissance, Search and Rescue, 5th Air Force ADV (ADM), Tactical Control, Weather, Escort.

^{c/} Data do not include Intra-Japan Operations.

SOURCE: Operations Statistics Division OSD-VI D/Statistical Services DCS/C

TABLE 32 - AIRCRAFT UTILIZATION RATES FOR SELECTED TYPE AND MODEL AIRCRAFT

(Per cent of "Hours Flown" computed on the basis of possessed aircraft. Total hours equals 100%)

AIRCRAFT	PER CENT																										
	HOURS IN COM.	HOURS FLOWN	HOURS OUT OF COMMISSION					HOURS IN COM.	HOURS FLOWN	HOURS OUT OF COMMISSION																	
			Total	Parts	Compliance	Maint.	Other			Total	Parts	Compliance	Maint.	Other													
JULY - 1950														AUGUST - 1950													
FEAF TOTAL	75.7	5.5	24.3	3.0	0.5	20.2	0.6	69.4	7.7	30.6	3.2	0.5	24.9	2.0													
F-51 . . .	80.2	6.1	19.8	0.4	0.0	15.6	3.8	75.1	12.2	24.9	1.7	0.0	23.1	0.1													
F-80 . . .	79.1	3.9	20.9	2.8	0.8	17.1	0.2	70.2	4.1	29.8	3.1	0.9	23.2	2.6													
F-84 . . .	-	-	-	-	-	-	-	-	-	-	-	-	-	-													
F-86 . . .	-	-	-	-	-	-	-	-	-	-	-	-	-	-													
B-26 . . .	74.7	6.8	25.3	0.6	0.1	24.0	0.6	66.3	9.2	33.7	4.2	0.9	26.9	1.7													
B-29 . . .	64.1	11.0	35.9	1.8	0.4	33.7	0.0	71.3	11.8	28.7	2.5	0.2	25.3	0.7													
SEPTEMBER - 1950														OCTOBER - 1950													
FEAF TOTAL	72.3	8.1	27.5	4.5	0.4	21.8	0.8	70.1	7.6	29.9	6.1	0.4	22.6	0.8													
F-51 . . .	72.0	10.1	28.0	4.2	0.0	23.7	0.1	72.2	7.5	27.8	5.1	0.0	22.4	0.3													
F-80 . . .	73.5	3.9	26.5	5.6	0.0	20.0	0.9	73.3	4.8	26.7	5.8	0.1	20.2	0.6													
F-84 . . .	-	-	-	-	-	-	-	-	-	-	-	-	-	-													
F-86 . . .	-	-	-	-	-	-	-	-	-	-	-	-	-	-													
B-26 . . .	77.4	9.7	22.6	3.1	0.3	17.6	1.6	66.6	7.1	33.4	7.6	0.3	24.1	1.4													
B-29 . . .	71.6	11.9	28.4	3.3	0.1	24.7	0.3	69.8	8.0	30.2	4.6	0.0	25.5	0.1													
NOVEMBER - 1950														DECEMBER - 1950													
FEAF TOTAL	67.7	8.3	32.3	7.5	0.3	23.3	1.2	68.9	7.5	31.1	6.7	0.2	22.3	1.9													
F-51 . . .	69.6	8.4	30.4	5.5	0.0	24.9	0.0	74.0	7.8	26.0	3.3	0.0	19.9	2.8													
F-80 . . .	71.0	4.6	29.0	6.5	0.0	21.6	0.9	74.5	4.7	25.5	7.4	0.0	17.8	0.3													
F-84 . . .	-	-	-	-	-	-	-	64.3	4.6	35.7	2.5	0.0	19.8	13.4													
F-86 . . .	-	-	-	-	-	-	-	40.4	2.3	59.6	1.0	0.0	48.3	10.2													
B-26 . . .	74.8	8.8	25.2	5.5	0.1	18.7	0.9	63.8	10.3	34.2	12.0	0.1	22.0	0.1													
B-29 . . .	66.1	10.1	31.9	2.6	0.0	29.3	0.0	69.3	9.9	27.9	3.6	0.1	26.3	0.7													
JANUARY - 1951														FEBRUARY - 1951													
FEAF TOTAL	68.0	7.3	32.0	5.9	0.3	24.6	1.2	68.9	7.5	31.1	6.0	0.1	24.2	0.8													
F-51 . . .	57.9	6.7	42.1	3.1	0.0	38.8	0.2	54.8	5.8	45.2	2.9	0.0	42.1	0.2													
F-80 . . .	71.3	4.8	28.7	6.4	0.2	21.0	1.1	71.2	5.2	28.8	6.1	0.1	21.9	0.7													
F-84 . . .	70.3	8.8	29.7	6.1	0.0	23.6	0.0	71.9	7.6	28.1	3.7	0.0	24.4	0.0													
F-86 . . .	67.1	2.7	32.9	9.3	2.4	20.7	0.8	78.8	2.8	21.2	5.7	0.0	15.4	1.9													
B-26 . . .	66.8	9.3	33.2	9.1	0.0	23.1	1.0	63.4	9.4	36.6	9.0	0.0	26.6	1.0													
B-29 . . .	72.1	10.2	27.9	1.7	0.2	26.0	0.0	71.8	9.8	28.2	1.5	0.0	26.7	0.0													
MARCH - 1951														APRIL - 1951													
FEAF TOTAL	69.5	8.3	30.5	5.6	0.4	23.5	1.0	64.4	8.1	35.6	5.9	1.3	21.2	7.2													
F-51 . . .	55.2	8.4	44.8	1.6	0.0	41.8	1.4	53.2	8.3	46.8	1.6	0.0	21.3	23.9													
F-80 . . .	69.6	6.5	30.4	6.6	0.4	22.5	0.9	68.2	6.0	31.8	6.8	0.5	23.0	1.5													
F-84 . . .	70.8	9.7	29.2	2.9	0.0	26.3	0.0	67.2	8.9	32.8	8.9	0.0	24.7	0.0													
F-86 . . .	74.8	4.3	25.2	6.3	0.9	17.2	1.6	77.6	4.7	22.4	8.3	0.4	13.7	4.0													
B-26 . . .	65.6	10.5	34.4	9.1	0.5	22.6	2.2	60.0	12.0	40.0	8.3	0.5	26.7	4.5													
B-29 . . .	72.2	10.0	27.8	1.4	0.0	26.3	0.1	72.1	8.4	27.9	1.7	1.1	24.4	0.7													
MAY - 1951														JUNE - 1951													
FEAF TOTAL	66.9	8.3	33.1	5.5	0.5	22.0	5.1	67.6	8.6	32.4	5.9	0.5	21.9	4.1													
F-51 . . .	55.0	5.6	50.0	2.9	0.0	21.9	25.2	48.7	6.1	51.3	4.3	0.0	25.6	21.4													
F-80 . . .	69.6	6.1	30.4	4.9	0.6	22.5	2.4	72.6	6.0	27.4	5.6	1.7	18.3	1.8													
F-84 . . .	67.7	8.4	32.2	9.7	0.0	22.5	0.1	63.2	8.0	36.8	11.0	0.0	24.9	0.9													
F-86 . . .	78.2	4.4	21.8	5.9	0.0	15.8	5.1	78.6	4.9	21.4	2.0	0.0	19.4	0.0													
B-26 . . .	62.0	11.2	38.0	3.6	0.0	29.9	4.5	66.0	11.8	34.0	3.0	0.1	27.9	3.0													
B-29 . . .	72.7	7.8	27.3	1.8	1.8	22.1	1.6	70.4	7.5	29.6	2.9	1.5	23.6	1.6													

SOURCE: Operations Statistics Division OSD-VI D/Statistical Services DCS/C

TABLE 33 - BASIC OPERATIONAL RATE - BY SELECTED TYPE MODEL AIRCRAFT

T Y P E AIRCRAFT	5 MONTHS ENDING 31 OCTOBER 1950		90 DAYS ENDING 31 JANUARY 1951		90 DAYS ENDING 30 APRIL 1951		90 DAYS ENDING 30 JUNE 1951	
	Av. Crews Combat Ready PER CENT	Av. Duration of Sortie No. of HOURS	Av. Crews Combat Ready PER CENT	Av. Duration of Sortie No. of HOURS	Av. Crews Combat Ready PER CENT	Av. Duration of Sortie No. of HOURS	Av. Crews Combat Ready PER CENT	Av. Duration of Sortie No. of HOURS
CREWS								
F-82 . . .	92.0	3.0	80.0	4.6	90.0	4.6	85.0	3.2
RB-29 . . .	100.0	9.5	100.0	10.0	100.0	9.1	97.0	9.1
RB-26 . . .	93.0	3.9	76.0	3.9	87.0	4.3	82.0	4.0
RF-51 . . .	-	-	90.0	2.1	85.0	2.0	85.0	2.7
RF-80 . . .	100.0	2.0	92.0	1.8	98.0	1.9	85.0	1.9
C-45 . . .	99.0	1.2	100.0	.7	30.0	-	82.0	-
T-6 . . .	94.0	3.1	94.0	2.6	90.0	2.2	82.0	3.0
L-5 . . .	99.0	1.2	100.0	1.0	100.0	.9	100.0	1.6
H-5 . . .	99.0	1.8	100.0	2.4	100.0	2.6	90.0	2.7
AIRCRAFT								
	Possessed Aircraft C/R PER CENT	Combat HOURS Per Month Per A/C	Possessed Aircraft C/R PER CENT	Combat HOURS Per Month Per A/C	Possessed Aircraft C/R PER CENT	Combat HOURS Per Month Per A/C	Possessed Aircraft C/R PER CENT	Combat HOURS Per Month Per A/C
F-82 . . .	61.0	29.7	41.0	42.4	59.0	32.4	50.0	36.7
RB-29 . . .	53.0	61.5	51.0	46.2	50.0	29.8	56.0	24.8
RB-26 . . .	57.0	28.2	62.0	33.5	55.0	63.1	51.0	66.7
RF-51 . . .	-	-	58.0	37.8	48.0	58.3	47.0	49.6
RF-80 . . .	68.0	35.7	51.0	25.0	52.0	27.6	47.0	29.3
C-45 . . .	75.0	43.2	50.0	24.1	83.0	3.6	85.0	1.9
T-6 . . .	69.0	104.7	67.0	97.1	63.0	62.4	67.0	78.6
L-5 . . .	52.0	13.5	61.0	13.4	58.0	6.3	74.0	7.4
H-5 . . .	53.0	37.2	63.0	20.3	69.0	37.8	62.0	23.8
SORTIES EFFECTIVE								
	Possessed A/C Monthly Sortie RATE	Combat HOURS Per Month Per Crew	Possessed A/C Monthly Sortie RATE	Combat HOURS Per Month Per Crew	Possessed A/C Monthly Sortie RATE	Combat HOURS Per Month Per Crew	Possessed A/C Monthly Sortie RATE	Combat HOURS Per Month Per Crew
F-82 . . .	9.91	32.4	11.89	30.9	7.06	1.5	11.47	17.0
RB-29 . . .	6.44	47.1	4.68	40.7	3.27	34.5	2.71	27.6
RB-26 . . .	7.14	35.4	8.16	38.9	14.71	57.0	16.85	48.4
RF-51 . . .	-	-	18.08	28.5	29.64	67.9	18.42	14.4
RF-80 . . .	17.51	35.4	14.02	31.8	14.50	42.9	15.10	33.7
C-45 . . .	34.74	24.9	35.95	19.7	35.49	9.0	9.13	3.1
T-6 . . .	26.84	111.3	36.71	82.3	29.62	70.8	25.99	81.7
L-5 . . .	10.95	8.7	12.74	12.9	7.32	14.1	4.69	15.1
H-5 . . .	20.55	35.7	8.39	14.2	14.32	26.7	8.79	19.8
SORTIES NON- EFFECTIVE								
	Monthly Sortie RATE Per Available Crew	Non-Effective Sortie RATE Per 100 Sorties	Monthly Sortie RATE Per Available Crew	Non-Effective Sortie RATE Per 100 Sorties	Monthly Sortie RATE Per Available Crew	Non-Effective Sortie RATE Per 100 Sorties	Monthly Sortie RATE Per Available Crew	Non-Effective Sortie RATE Per 100 Sorties
F-82 . . .	10.82	6.83	8.68	2.18	3.31	6.76	5.30	1.13
RB-29 . . .	23.08	2.11	4.13	5.62	3.80	5.56	3.02	3.74
RB-26 . . .	8.99	6.04	9.47	2.97	13.27	3.52	12.22	1.07
RF-51 . . .	-	-	13.62	7.87	34.33	5.52	5.35	2.57
RF-80 . . .	17.36	1.64	17.87	9.29	22.45	5.17	17.40	1.74
C-45 . . .	19.91	.52	29.36	.22	8.83	.38	15.10	-
T-6 . . .	35.43	.74	31.12	3.44	32.50	8.28	26.97	6.70
L-5 . . .	7.11	3.14	12.33	-	16.30	.64	9.59	.85
H-5 . . .	19.84	5.97	5.87	-	10.11	.57	7.32	.33

SOURCE: FEAF Commander's Control Digest.

TABLE 34 - SUMMARY OF AIRCRAFT LOSSES IN COMMITTED UNITS - BY TYPE AND MODEL

MONTH TYPE AND MODEL	OPERATIONAL					TOTAL OPERATIONAL and Enemy Action	NON-CPNL Enemy Action Abandoned to Enemy Forces	NON-OPERATIONAL		ALL LOSSES	
	ENEMY ACTION			NOT ENEMY ACTION				NOT ENEMY ACTION			
	Enemy Aircraft	Enemy Ground Fire	Cause Unknown	Other Losses on Combat Mission	Un- known Missing			Flying Accidents	Other NON-CPNL Losses		
TOTAL . . . (26JUN'50 -30JUN'51)	19	229	5	220	109	582	21	603	87	8	698
B-26 . . .	-	27	1	13	29	70	-	70	7	2	79
B-29 . . .	6	3	-	11	-	20	-	20	1	-	21
F-51 . . .	2	105	1	52	25	185	8	193	6	2	201
F-80 . . .	7	62	3	77	22	171	2	173	30	1	204
F-82 . . .	-	3	-	2	3	8	1	9	5	-	14
F-84 . . .	1	5	-	5	6	17	-	17	3	1	21
F-86 . . .	3	-	-	5	3	11	1	12	4	-	16
F-94 . . .	-	-	-	-	-	-	-	-	1	-	1
C-46 . . .	-	-	-	8	-	8	-	8	4	-	12
C-47 . . .	-	2	-	4	3	9	1	10	4	-	14
C-54 . . .	-	-	-	8	1	9	4	13	2	-	15
C-119 . . .	-	2	-	5	-	7	-	7	3	-	10
RF-51 . . .	-	3	-	-	1	4	-	4	-	-	4
RF-80 . . .	-	-	-	4	5	9	-	9	1	-	10
RB-26 . . .	-	-	-	3	-	3	-	3	4	1	8
RB-29 . . .	-	-	-	1	-	1	-	1	-	1	2
RB-45 . . .	-	-	-	-	1	1	-	1	-	-	1
T-6 . . .	-	15	-	8	9	32	4	36	3	-	39
MISC.											
SA-16 . . .	-	-	-	-	-	-	-	-	1	-	1
SB-29 . . .	-	-	-	1	-	1	-	1	-	-	1
L-5 . . .	-	-	-	5	1	6	-	6	-	-	6
H-5 . . .	-	2	-	5	-	7	-	7	3	-	10
C-45 . . .	-	-	-	1	-	1	-	1	1	-	2
T-33 . . .	-	-	-	2	-	2	-	2	4	-	6

SOURCE: Operations Statistics Division OSD-VI D/Statistical Services DCS/C

TABLE 35 - AIRCRAFT LOSSES IN COMMITTED UNITS - MONTHLY

MONTH TYPE AND MODEL	OPERATIONAL					TOTAL OPERA- TIONAL and Enemy Action	NON-OPN'L Enemy Action Abandoned to Enemy Forces	TOTAL OPERA- TIONAL and Enemy Action	NON-OPERATIONAL		ALL LOSSES	
	ENEMY ACTION			NOT ENEMY ACTION					TOTAL OPERA- TIONAL	NOT ENEMY ACTION		
	Enemy Aircraft	Enemy Ground Fire	Cause Unknown	Other Losses on Combat Mission	Un- Known Missing					Flying Accidents		Other NON-OPNL Losses
<u>TOTAL</u>	<u>19</u>	<u>229</u>	<u>5</u>	<u>220</u>	<u>109</u>	<u>582</u>	<u>21</u>	<u>603</u>	<u>87</u>	<u>8</u>	<u>698</u>	
26-30 Jun 1950	-	<u>2</u>	-	<u>2</u>	<u>4</u>	<u>8</u>	<u>5</u>	<u>13</u>	-	-	<u>13</u>	
B-26 . . .	-	-	-	1	3	4	-	4	-	-	4	
C-54 . . .	-	-	-	-	-	-	4	4	-	-	4	
F-80 . . .	-	2	-	-	-	2	-	2	-	-	2	
F-82 . . .	-	-	-	1	-	1	1	2	-	-	2	
L-5 . . .	-	-	-	-	1	1	-	1	-	-	1	
<u>Jul</u>	<u>3</u>	<u>17</u>	<u>2</u>	<u>3</u>	<u>2</u>	<u>27</u>	-	<u>27</u>	<u>12</u>	<u>3</u>	<u>42</u>	
B-26 . . .	-	5	1	-	-	6	-	6	1	-	7	
B-29 . . .	1	-	-	-	-	1	-	1	-	-	1	
C-47 . . .	-	-	-	1	-	1	-	1	-	-	1	
C-54 . . .	-	-	-	-	1	1	-	1	-	-	1	
F-51 . . .	-	4	-	-	1	5	-	5	-	1	6	
F-80 . . .	2	5	1	2	-	10	-	10	8	1	19	
F-82 . . .	-	1	-	-	-	1	-	1	1	-	2	
H-5 . . .	-	1	-	-	-	1	-	1	-	-	1	
T-6 . . .	-	1	-	-	-	1	-	1	1	-	2	
T-33 . . .	-	-	-	-	-	-	-	-	1	-	1	
RB-29 . . .	-	-	-	-	-	-	-	-	-	1	1	
<u>Aug</u>	-	<u>21</u>	<u>1</u>	<u>11</u>	<u>4</u>	<u>37</u>	<u>1</u>	<u>38</u>	<u>5</u>	-	<u>43</u>	
C-46 . . .	-	-	-	-	-	-	-	-	1	-	1	
B-26 . . .	-	1	-	1	-	2	-	2	-	-	2	
C-47 . . .	-	-	-	2	-	2	-	2	-	-	2	
F-51 . . .	-	16	1	7	1	25	1	26	2	-	28	
F-80 . . .	-	2	-	-	-	2	-	2	1	-	3	
F-82 . . .	-	1	-	-	-	1	-	1	-	-	1	
T-6 . . .	-	1	-	1	3	5	-	5	1	-	6	
<u>Sep</u>	-	<u>25</u>	-	<u>17</u>	<u>8</u>	<u>50</u>	-	<u>50</u>	<u>4</u>	-	<u>54</u>	
B-26 . . .	-	2	-	-	1	3	-	3	-	-	3	
B-29 . . .	-	-	-	4	-	4	-	4	-	-	4	
C-47 . . .	-	1	-	-	-	1	-	1	-	-	1	
C-54 . . .	-	-	-	1	-	1	-	1	1	-	2	
C-119 . . .	-	-	-	-	-	-	-	-	1	-	1	
F-51 . . .	-	13	-	6	3	22	-	22	1	-	23	
F-80 . . .	-	5	-	3	2	10	-	10	-	-	10	
F-82 . . .	-	1	-	-	-	1	-	1	1	-	2	
H-5 . . .	-	-	-	1	-	1	-	1	-	-	1	
L-5 . . .	-	-	-	1	-	1	-	1	-	-	1	
T-6 . . .	-	3	-	-	-	3	-	3	-	-	3	
T-33 . . .	-	-	-	1	-	1	-	1	-	-	1	
RF-80 . . .	-	-	-	-	2	2	-	2	-	-	2	
<u>Oct</u>	-	<u>18</u>	-	<u>20</u>	<u>11</u>	<u>49</u>	-	<u>49</u>	<u>11</u>	-	<u>60</u>	
B-26 . . .	-	-	-	-	3	3	-	3	-	-	3	
B-29 . . .	-	-	-	2	-	2	-	2	-	-	2	
C-47 . . .	-	-	-	-	1	1	-	1	-	-	1	
C-119 . . .	-	-	-	1	-	1	-	1	1	-	2	
F-51 . . .	-	11	-	7	2	20	-	20	1	-	21	
F-80 . . .	-	5	-	6	4	15	-	15	5	-	20	
H-5 . . .	-	1	-	-	-	1	-	1	-	-	1	
L-5 . . .	-	-	-	2	-	2	-	2	-	-	2	
T-6 . . .	-	1	-	2	-	3	-	3	-	-	3	
RB-26 . . .	-	-	-	-	-	-	-	-	4	-	4	
RF-80 . . .	-	-	-	-	1	1	-	1	-	-	1	

TABLE 35 - AIRCRAFT LOSSES IN COMMITTED UNITS - MONTHLY - CONTINUED

MONTH TYPE AND MODEL	OPERATIONAL						NON-OPN'L	TOTAL OPERA- TIONAL and Enemy Action	NON OPERATIONAL		ALL LOSSES
	ENEMY ACTION			NOT ENEMY ACTION			Enemy Action		NOT ENEMY ACTION		
	Enemy Aircraft	Enemy Ground Fire	Cause Unknown	Other Losses on Combat Mission	Un- known Missing	TOTAL OPERA- TIONAL	Abandoned to Enemy Forces	Flying Accidents	Other NON-OPNL Losses		
1950											
Nov	<u>1</u>	<u>15</u>	-	<u>24</u>	<u>5</u>	<u>45</u>	-	<u>45</u>	<u>6</u>	-	<u>51</u>
B-26.	-	3	-	1	-	4	-	4	-	-	4
B-29.	1	-	-	1	-	2	-	2	-	-	2
C-46.	-	-	-	1	-	1	-	1	-	-	1
C-47.	-	-	-	-	1	1	-	1	1	-	2
C-54.	-	-	-	2	-	2	-	2	-	-	2
C-119.	-	-	-	1	-	1	-	1	-	-	1
F-51.	-	8	-	7	1	16	-	16	-	-	16
F-80.	-	2	-	5	2	9	-	9	4	-	13
H-5.	-	-	-	2	-	2	-	2	-	-	2
L-5.	-	-	-	1	-	1	-	1	-	-	1
RB-29.	-	-	-	1	-	1	-	1	-	-	1
RF-80.	-	-	-	1	-	1	-	1	-	-	1
T-6.	-	2	-	1	1	4	-	4	-	-	4
T-33.	-	-	-	-	-	-	-	-	1	-	1
Dec	<u>1</u>	<u>8</u>	<u>1</u>	<u>28</u>	<u>13</u>	<u>51</u>	<u>10</u>	<u>61</u>	<u>8</u>	-	<u>69</u>
RF-80.	-	-	-	1	-	1	-	1	-	-	1
B-26.	-	1	-	2	4	7	-	7	-	-	7
B-29.	-	-	-	-	-	-	-	-	1	-	1
C-45.	-	-	-	1	-	1	-	1	-	-	1
C-46.	-	-	-	2	-	2	-	2	-	-	2
C-47.	-	-	-	1	-	1	1	2	-	-	2
C-54.	-	-	-	1	-	1	-	1	-	-	1
C-119.	-	1	-	-	-	1	-	1	-	-	1
F-51.	-	3	-	8	2	13	7	20	-	-	20
F-80.	-	2	1	11	3	17	-	17	2	-	19
F-82.	-	-	-	1	-	1	-	1	2	-	3
F-84.	-	-	-	-	2	2	-	2	2	-	4
F-86.	1	-	-	-	-	1	-	1	-	-	1
RB-45.	-	-	-	-	1	1	-	1	-	-	1
T-6.	-	1	-	-	1	2	2	4	1	-	5
Jan 1951	<u>2</u>	<u>6</u>	-	<u>24</u>	<u>3</u>	<u>35</u>	<u>2</u>	<u>37</u>	<u>8</u>	-	<u>45</u>
B-26.	-	3	-	3	2	8	-	8	2	-	10
C-46.	-	-	-	4	-	4	-	4	2	-	6
C-47.	-	1	-	-	-	1	-	1	1	-	2
C-54.	-	-	-	2	-	2	-	2	-	-	2
F-51.	-	1	-	3	-	4	-	4	-	-	4
F-80.	1	-	-	6	-	7	2	9	1	-	10
F-82.	-	-	-	-	1	1	-	1	-	-	1
F-84.	1	-	-	1	-	2	-	2	-	-	2
RB-26.	-	-	-	1	-	1	-	1	-	-	1
RF-80.	-	-	-	1	-	1	-	1	1	-	2
SA-16.	-	-	-	-	-	-	-	-	1	-	1
SB-29.	-	-	-	-	-	1	-	1	-	-	1
T-6.	-	1	-	2	-	3	-	3	-	-	3
Feb	<u>1</u>	<u>11</u>	-	<u>24</u>	<u>9</u>	<u>45</u>	-	<u>45</u>	<u>8</u>	<u>1</u>	<u>54</u>
B-26.	-	2	-	2	6	10	-	10	2	1	13
C-45.	-	-	-	-	-	-	-	-	1	-	1
C-54.	-	-	-	1	-	1	-	1	-	-	1
F-51.	-	4	-	6	-	10	-	10	-	-	10
F-80.	1	2	-	14	2	19	-	19	1	-	20
F-84.	-	-	-	1	-	1	-	1	-	-	1
F-86.	-	-	-	-	-	-	-	-	2	-	2
H-5.	-	-	-	-	-	-	-	-	1	-	1
RF-51.	-	1	-	-	-	1	-	1	-	-	1
T-6.	-	2	-	-	1	3	-	3	-	-	3
T-33.	-	-	-	-	-	-	-	-	1	-	1

TABLE 35 - AIRCRAFT LOSSES IN COMMITTED UNITS - MONTHLY - CONTINUED

	OPERATIONAL						NON-OPH'L	TOTAL OPERATIONAL and Enemy Action	NON-OPERATIONAL		ALL LOSSES
	ENEMY ACTION			NOT ENEMY ACTION			Enemy Action		NOT ENEMY ACTION		
	Enemy Aircraft	Enemy Ground Fire	Cause Unknown	Other Losses on Combat Mission	Un-known Missing	TOTAL OPERATIONAL	Abandoned to Enemy Forces		Flying Accidents	Other NON-OPNL Losses	
<u>1951</u>											
<u>Mar</u>	<u>1</u>	<u>19</u>	<u>1</u>	<u>16</u>	<u>14</u>	<u>51</u>	-	<u>51</u>	<u>4</u>	-	<u>55</u>
B-26..	-	1	-	-	3	4	-	4	1	-	5
B-29..	-	-	-	1	-	1	-	1	-	-	1
C-54..	-	-	-	1	-	1	-	1	1	-	2
C-119..	-	1	-	1	-	2	-	2	-	-	2
F-51..	-	7	-	4	5	16	-	16	-	-	16
F-80..	1	7	1	8	2	19	-	19	1	-	20
F-82..	-	-	-	-	1	1	-	1	-	-	1
F-84..	-	1	-	-	1	2	-	2	-	-	2
H-5..	-	-	-	1	-	1	-	1	1	-	2
RF-51..	-	1	-	-	-	1	-	1	-	-	1
RF-80..	-	-	-	-	1	1	-	1	-	-	1
T-6..	-	1	-	-	1	2	-	2	-	-	2
<u>Apr</u>	<u>4</u>	<u>38</u>	-	<u>14</u>	<u>17</u>	<u>73</u>	<u>2</u>	<u>75</u>	<u>10</u>	-	<u>85</u>
B-26..	-	4	-	2	3	9	-	9	1	-	10
B-29..	4	1	-	3	-	8	-	8	-	-	8
C-46..	-	-	-	-	-	-	-	-	1	-	1
C-47..	-	-	-	-	1	1	-	1	2	-	3
F-51..	-	17	-	1	8	26	-	26	1	-	27
F-80..	-	12	-	6	-	18	-	18	3	-	21
F-84..	-	-	-	-	1	3	-	3	-	-	3
F-86..	-	2	-	1	1	2	-	2	1	-	3
F-94..	-	-	-	-	-	-	-	-	1	-	1
H-5..	-	-	-	1	-	1	-	1	-	-	1
RF-51..	-	-	-	-	1	1	-	1	-	-	1
T-6..	-	2	-	-	2	4	2	6	-	-	6
<u>May</u>	-	<u>25</u>	-	<u>19</u>	<u>9</u>	<u>53</u>	-	<u>53</u>	<u>5</u>	<u>2</u>	<u>60</u>
B-26..	-	4	-	-	1	5	-	5	-	-	5
B-29..	-	1	-	-	-	1	-	1	-	-	1
C-46..	-	-	-	-	-	-	-	-	-	-	-
C-47..	-	-	-	-	-	-	-	-	-	-	-
C-119..	-	-	-	-	-	-	-	-	1	-	1
F-51..	-	9	-	2	1	12	-	12	1	1	14
F-80..	-	11	-	11	5	27	-	27	-	-	27
F-82..	-	-	-	-	1	1	-	1	1	-	2
F-84..	-	-	-	-	1	1	-	1	-	1	2
F-86..	-	-	-	3	3	3	-	3	1	-	4
L-5..	-	-	-	1	-	1	-	1	-	-	1
RF-80..	-	-	-	1	-	1	-	1	-	-	1
T-33..	-	-	-	1	-	1	-	1	1	-	2
<u>Jun</u>	<u>6</u>	<u>24</u>	-	<u>18</u>	<u>10</u>	<u>58</u>	<u>1</u>	<u>59</u>	<u>6</u>	<u>2</u>	<u>67</u>
B-26..	-	1	-	1	3	5	-	5	-	1	6
B-29..	-	1	-	-	-	1	-	1	-	-	1
C-46..	-	-	-	1	-	1	-	1	-	-	1
C-119..	-	-	-	2	-	2	-	2	-	-	2
F-51..	2	12	-	1	1	16	-	16	-	-	16
F-80..	2	7	-	5	2	16	-	16	4	-	20
F-84..	-	2	-	3	1	6	-	6	1	-	7
F-86..	2	-	-	1	2	5	1	6	-	-	6
H-5..	-	-	-	-	-	-	-	-	1	-	1
RB-26..	-	-	-	2	-	2	-	2	-	1	3
RF-51..	-	1	-	-	-	1	-	1	-	-	1
RF-80..	-	-	-	-	1	1	-	1	-	-	1
T-6..	-	-	-	2	-	2	-	2	-	-	2

SOURCE: Operations Statistics Division - OGD-VI - D/Statistical Services DCS/C

TABLE 36 - AIRCRAFT LOSSES - AVERAGE AIRCRAFT POSSESSED AND AVERAGE MONTHLY LOSSES
PER 100 SORTIES, IN COMMITTED UNITS - 26 JUN 1950 THROUGH 30 JUN 1951

TYPE AIRCRAFT	TOTAL SORTIES	AVERAGE AIRCRAFT POSSESSED	TOTAL LOSSES			NON-OPNL LOSSES			TOTAL OPERATIONAL LOSSES		
			Number	Per 100 Sorties	Average Monthly Losses as of % Possessed	Number	Average Monthly Losses as of % Possessed	Number	Per 100 Sorties	Average Monthly Losses as of % Possessed	
BOMBER											
B-26	15,009	75.3	79	.53	8.74	9	0.99	70	.47	7.75	
B-29	9,203	98.3	21	.23	1.78	1	0.08	20	.22	1.70	
PROPELLER FTR - TOTAL	35,825	119.8	215	.60	14.96	22	1.53	193	.54	13.43	
F-51 a/	34,738	112.1	201	.58	14.90	16	1.19	185	.53	13.75	
F-82	1,087	7.7	14	1.29	15.15	6	6.49	8	.74	8.66	
JET FIGHTER - TOTAL	68,189	225.0	241	.35	8.92	42	1.55	199	.29	7.37	
F-80	50,352	164.1	204	.41	10.35	33	1.68	171	.34	8.68	
F-84	12,801	75.4b/	21	.16	4.07	4	0.78	17	.13	3.29	
F-86	5,036	34.0c/	16	.32	7.24	5	2.26	11	.22	4.98	
RECONNAISSANCE											
RB-26	2,372	14.4	8	.34	4.63	5	2.89	3	.13	1.74	
RB-29	767	15.0	2	.26	1.11	1	0.55	1	.13	0.55	
WB-29	261	11.7	1	.38	0.71	-	-	1	.38	0.71	
RB-45	97	2.1	1	1.03	3.97	-	-	1	1.03	3.97	
RF-51	1,223	7.5	4	.33	4.44	-	-	4	.33	4.44	
RF-80	4,372	19.2	10	.23	4.34	1	0.43	9	.21	3.91	
CARGO											
C-119	15,212	81.1	10	.07	1.03	3	0.31	7	.06	0.72	
C-54	21,745	43.2	15	.07	2.89	6	1.16	9	.04	1.74	
C-46	12,681	42.9	12	.09	2.33	4	0.78	8	.06	1.55	
C-47	16,022	24.7	14	.09	4.72	5	1.69	9	.05	3.04	
OTHER											
T-6	14,982	39.3	39	.26	8.27	7	1.48	32	.21	6.78	
Misc	5,194	47.3	26	.91	4.58	9	1.58	18	.33	3.17	
OPERATIONAL LOSSES											
ENEMY ACTION											
	Total	Per 100 Sorties	Enemy Air-Craft	Per 100 Sorties	Enemy Ground Fire	Per 100 Sorties	OTHER OPERATIONAL CAUSES	Per 100 Sorties	UN-KNOWN	Per 100 Sorties	
BOMBER											
B-26	27	.18	-	-	27	.18	14	.10	29	.19	
B-29	9	.10	6	.06	3	.04	11	.12	-	-	
PROPELLER FTR - TOTAL	110	.31	2	.01	108	.30	48	.13	34	.09	
F-51 a/	107	.31	2	.01	105	.30	46	.13	32	.09	
F-82	3	.28	-	-	3	.28	2	.18	3	.28	
JET FIGHTER - TOTAL	78	.13	11	.02	67	.09	82	.12	39	.06	
F-80	69	.13	7	.01	62	.12	72	.14	30	.07	
F-84	6	.05	1	.01	5	.04	5	.03	6	.05	
F-86	3	.06	3	.06	-	-	5	.10	3	.06	
RECONNAISSANCE											
RB-26	-	-	-	-	-	-	3	.13	-	-	
RB-29	-	-	-	-	-	-	1	.13	-	-	
WB-29	-	-	-	-	-	-	-	-	1	.38	
RB-45	-	-	-	-	-	-	1	1.03	-	-	
RF-51	3	.25	-	-	3	.25	-	-	1	.08	
RF-80	-	-	-	-	-	-	4	.09	5	.11	
CARGO											
C-119	2	.01	-	-	2	.01	5	.05	-	-	
C-54	-	-	-	-	-	-	8	.04	1	.005	
C-46	-	-	-	-	-	-	8	.06	-	-	
C-47	2	.01	-	-	2	.01	5	.03	2	.01	
OTHER											
T-6	15	.11	-	-	15	.11	10	.07	7	.02	
Misc	2	.04	-	-	2	.04	14	.27	1	.02	

a/ Includes F-51s assigned to 67th Tac, Ren Gp. b/ Began operation 5 Dec 1950
SOURCE: Operations Statistics Division-OSD-VI- D/Statistical Services DCS/C

c/ Began operation 16 Dec '50

TABLE 37 -- AIRCRAFT OPERATIONAL LOSSES AND RATES -- PER 100 SORTIES
FOR SELECTED TYPE AND MODEL AIRCRAFT

TYPE AND MODEL OF AIRCRAFT	One-Year Period		26 JUN-30 JUL 1950		AUGUST		SEPTEMBER		OCTOBER		NOVEMBER		DECEMBER	
	No.	Rate	No.	Rate	No.	Rate	No.	Rate	No.	Rate	No.	Rate	No.	Rate
	OPERATIONAL -- TOTAL													
B-26	70	.47	10	1.37	2	.20	3	.30	3	.56	4	.36	7	.42
B-29	20	.22	1	.18	-	-	4	.30	2	.28	2	.28	-	-
F-51	185	.53	5	.70	25	.51	22	.51	20	.84	16	.56	13	.54
F-80	171	.34	12	.27	2	.05	10	.30	15	.35	9	.22	17	.38
F-84	17	.13	-	-	-	-	-	-	-	-	-	-	2	.20
F-86	11	.22	-	-	-	-	-	-	-	-	-	-	1	.42
LOSSES TO ENEMY ACTION - Total														
B-26	27	.18	5	.69	1	.10	2	.20	-	-	3	.27	1	.06
B-29	9	.10	1	.18	-	-	-	-	-	-	1	.14	-	-
F-51	107	.32	4	.56	16	.32	13	.30	11	.46	8	.28	3	.12
F-80	79	.16	9	.21	2	.05	5	.15	5	.12	2	.05	2	.04
F-84	6	.05	-	-	-	-	-	-	-	-	-	-	-	-
F-86	3	.06	-	-	-	-	-	-	-	-	-	-	1	.42
LOSSES TO ENEMY AIRCRAFT:														
B-26	-	-	-	-	-	-	-	-	-	-	-	-	-	-
B-29	6	.065	1	.18	-	-	-	-	-	-	1	.14	-	-
F-51	2	.06	-	-	-	-	-	-	-	-	-	-	-	-
F-80	7	.01	2	.05	-	-	-	-	-	-	-	-	-	-
F-84	1	.01	-	-	-	-	-	-	-	-	-	-	-	-
F-86	3	.06	-	-	-	-	-	-	-	-	-	-	1	.42
LOSSES TO ENEMY GROUND FIRE:														
B-26	27	.17	5	.69	1	.10	2	.20	-	-	3	.27	1	.06
B-29	3	.03	-	-	-	-	-	-	-	-	-	-	-	-
F-51	105	.30	4	.56	16	.32	13	.30	11	.46	8	.28	3	.12
F-80	62	.12	7	.16	2	.05	5	.15	5	.12	2	.05	2	.04
F-84	5	.04	-	-	-	-	-	-	-	-	-	-	-	-
F-86	-	-	-	-	-	-	-	-	-	-	-	-	-	-
OTHER OPERATIONAL LOSSES a/														
B-26	43	.29	5	.84	1	.10	1	.10	3	.56	1	.09	6	.36
B-29	11	.12	-	-	-	-	4	.30	2	.28	1	.14	-	-
F-51	78	.22	1	.14	9	.18	9	.21	9	.38	8	.28	10	.42
F-80	102	.20	3	.06	-	-	5	.15	10	.23	7	.17	15	.34
F-84	11	.08	-	-	-	-	-	-	-	-	-	-	2	.20
F-86	8	.16	-	-	-	-	-	-	-	-	-	-	-	-
			JANUARY 1951	FEBRUARY	MARCH	APRIL	MAY	JUNE						
			No.	Rate	No.	Rate	No.	Rate	No.	Rate	No.	Rate	No.	Rate
OPERATIONAL -- TOTAL														
B-26	8	.54	10	.80	4	.28	9	.56	5	.29	5	.32	-	-
B-29	-	-	-	-	1	.13	8	1.39	1	.18	1	.22	-	-
F-51	4	.20	10	.56	16	.55	26	.72	12	.32	16	.51	-	-
F-80	7	.15	19	.44	19	.34	18	.45	27	.67	16	.46	-	-
F-84	2	.10	1	.06	2	.16	3	.14	1	.05	6	.39	-	-
F-86	-	-	-	-	-	-	2	.19	3	.22	5	.40	-	-
LOSSES TO ENEMY ACTION - Total														
B-26	3	.20	2	.16	1	.07	4	.25	4	.23	1	.06	-	-
B-29	-	-	-	-	-	-	5	.87	1	.18	1	.22	-	-
F-51	1	.05	4	.22	7	.24	17	.47	9	.24	14	.44	-	-
F-80	1	.02	3	.07	8	.14	12	.30	11	.27	9	.26	-	-
F-84	1	.05	-	-	1	.08	2	.09	-	-	2	.13	-	-
F-86	-	-	-	-	-	-	-	-	-	-	2	.16	-	-
LOSSES TO ENEMY AIRCRAFT:														
B-26	-	-	-	-	-	-	-	-	-	-	-	-	-	-
B-29	-	-	-	-	-	-	4	.70	-	-	-	.06	-	-
F-51	1	.02	1	.02	1	.02	-	-	-	-	2	.06	-	-
F-80	1	.05	-	-	-	-	-	-	-	-	2	.16	-	-
F-84	-	-	-	-	-	-	-	-	-	-	-	-	-	-
F-86	-	-	-	-	-	-	-	-	-	-	-	-	-	-
LOSSES TO ENEMY GROUND FIRE:														
B-26	3	.20	2	.16	1	.07	4	.25	4	.23	1	.06	-	-
B-29	-	-	-	-	-	-	1	.17	1	.18	1	.22	-	-
F-51	1	.05	4	.22	7	.24	17	.47	9	.24	12	.38	-	-
F-80	-	-	2	.05	7	.12	12	.30	11	.27	7	.20	-	-
F-84	-	-	-	-	1	.08	2	.09	-	-	2	.13	-	-
F-86	-	-	-	-	-	-	-	-	-	-	-	-	-	-
OTHER OPERATIONAL LOSSES a/														
B-26	5	.34	8	.64	3	.21	5	.31	1	.06	4	.26	-	-
B-29	-	-	-	-	1	.13	3	.52	-	-	-	-	-	-
F-51	3	.15	6	.34	9	.31	9	.25	3	.08	2	.06	-	-
F-80	6	.13	16	.37	11	.20	6	.15	16	.40	7	.20	-	-
F-84	1	.05	1	.06	1	.08	1	.05	1	.05	4	.26	-	-
F-86	-	-	-	-	-	-	2	.19	3	.22	3	.24	-	-

a/ Includes losses due to unknown causes

SOURCE: Operations Statistics Division - OSD-VI - D/Statistical Services DCS/C

TABLE 38 - USAF CLAIMS OF ENEMY AIRCRAFT LOSSES - JULY 1950-JUNE 1951

AIR - TO - AIR

USAF AIRCRAFT	TOTAL			YAK-3			YAK-9			LA-9		
	DES	PROB	DAMG	DES	PROB	DAMG	DES	PROB	DAMG	DES	PROB	DAMG
TOTAL	<u>133</u>	<u>45</u>	<u>148</u>	<u>8</u>	<u>3</u>	<u>3</u>	<u>28</u>	<u>4</u>	<u>11</u>	-	-	-
B-26.	5	1	5	4	1	-	-	-	3	-	-	-
B-29.	18	13	14	-	-	3	-	-	-	-	-	-
F-51.	10	4	9	1	1	-	3	1	-	-	-	-
F-80.	46	14	27	2	1	-	25	3	8	-	-	-
F-82.	3	2	-	-	-	-	-	-	-	-	-	-
F-84.	7	5	17	1	-	-	-	-	-	-	-	-
F-86.	44	6	76	-	-	-	-	-	-	-	-	-
	MIG-15			IL-10			MISC.			UNIDENTIFIED		
TOTAL	<u>75</u>	<u>32</u>	<u>129</u>	<u>10</u>	<u>3</u>	<u>2</u>	<u>6</u>	<u>2</u>	<u>1</u>	<u>6</u>	<u>1</u>	<u>2</u>
B-26.	-	-	-	-	-	-	1	-	-	-	-	2
B-29.	18	12	11	-	-	-	-	1	-	-	-	-
F-51.	-	1	7	2	1	2	-	-	-	4	-	-
F-80.	7	8	18	5	-	-	5	1	1	2	1	-
F-82.	-	-	-	3	2	-	-	-	-	-	-	-
F-84.	6	5	17	-	-	-	-	-	-	-	-	-
F-86.	44	6	76	-	-	-	-	-	-	-	-	-
	AIR - TO - GROUND											
	* TOTAL			YAK-3			YAK-9			LA-9		
	DES	PROB	DAMG	DES	PROB	DAMG	DES	PROB	DAMG	DES	PROB	DAMG
TOTAL	<u>66</u>	<u>36</u>	<u>32</u>	<u>8</u>	<u>7</u>	<u>2</u>	<u>17</u>	<u>8</u>	<u>17</u>	<u>6</u>	-	-
B-26.	31	7	10	-	-	-	11	5	5	-	-	-
B-29.	-	-	-	-	-	-	-	-	-	-	-	-
F-51.	1	1	6	-	-	2	-	-	2	-	-	-
F-80.	34	28	16	8	7	-	6	3	10	6	-	-
F-82.	-	-	-	-	-	-	-	-	-	-	-	-
F-84.	-	-	-	-	-	-	-	-	-	-	-	-
F-86.	-	-	-	-	-	-	-	-	-	-	-	-
	MIG-15			IL-10			MISC.			UNIDENTIFIED		
TOTAL	-	-	-	-	-	-	<u>3</u>	-	<u>4</u>	<u>32</u>	<u>21</u>	<u>9</u>
B-26.	-	-	-	-	-	-	-	-	1	20	2	4
B-29.	-	-	-	-	-	-	-	-	-	-	-	-
F-51.	-	-	-	-	-	-	1	-	2	-	1	-
F-80.	-	-	-	-	-	-	2	-	1	12	18	5
F-82.	-	-	-	-	-	-	-	-	-	-	-	-
F-84.	-	-	-	-	-	-	-	-	-	-	-	-
F-86.	-	-	-	-	-	-	-	-	-	-	-	-

RECAPITULATION

ENEMY AIRCRAFT	DES	PROB	DAMG	TOTAL
TOTAL	<u>199</u>	<u>81</u>	<u>180</u>	<u>460</u>
YAK-3.	16	10	5	31
YAK-9.	45	12	28	85
LA-9.	6	-	-	6
MIG-15.	75	32	129	236
IL-10.	10	3	2	15
Misc.	9	2	5	16
Unid.	38	22	11	71

SOURCE: FEAF--Korean Air War Summary.

NOTE: DES----Destroyed
PROB----Probably Destroyed
DAMG----Damaged

TABLE 39 - OPERATIONAL AND NON-OPERATIONAL FLYING HOURS - BY SELECTED MODEL AIRCRAFT

(Operational Hours represent those flown on combat mission and/or in direct support of the Korean effort)

TYPE AND MODEL AIRCRAFT	TOTAL		TYPE AND MODEL AIRCRAFT	TOTAL		TYPE AND MODEL AIRCRAFT	TOTAL		TYPE AND MODEL AIRCRAFT	TOTAL		
	Opn'l	Non-Opn'l		Opn'l	Non-Opn'l		Opn'l	Non-Opn'l		Opn'l	Non-Opn'l	
BOMBERS	152,782	25,827	FIGHTERS	221,395	71,166	TRANSPORTS	158,041	126,839	ALL OTHERS	81,610	89,394	
B-26	70,002	14,781	F-51	85,938	6,796	C-45	984	8,911	Recon.	30,666	27,402	
B-29	82,780	11,046	F-80	96,599	46,256	C-46	27,865	26,342	S & R	5,466	13,784	
			F-82	3,276	7,170	C-47	30,899	57,534	TAC Con a/	42,191	1,436	
			F-84	27,702	3,346	C-54	60,511	19,373	Misc.	3,287	46,772	
			F-86	7,880	6,863	C-119	37,782	14,679				
			F-94	-	735							
TYPE AND MODEL AIRCRAFT	JULY - 1950		AUGUST		SEPTEMBER		OCTOBER		NOVEMBER		DECEMBER	
	Opn'l	Non-Opn'l	Opn'l	Non-Opn'l	Opn'l	Non-Opn'l	Opn'l	Non-Opn'l	Opn'l	Non-Opn'l	Opn'l	Non-Opn'l
BOMBERS	7,576	3,146	15,179	1,177	17,007	1,117	9,836	2,412	13,563	2,759	15,416	1,003
B-26	2,780	162	4,275	355	4,585	489	2,972	1,564	6,646	2,191	8,755	654
B-29	4,796	2,984	10,904	822	12,422	628	6,864	848	6,917	568	6,661	349
FIGHTERS	9,850	5,081	19,541	5,702	15,697	4,994	17,217	4,484	15,873	4,111	16,700	4,746
F-51	1,353	592	12,851	649	10,064	413	8,238	449	7,959	380	6,155	384
F-80	8,070	3,949	6,327	4,349	5,498	3,647	8,860	3,207	7,666	3,092	7,847	3,057
F-82	427	540	363	704	135	934	119	828	248	639	385	611
F-84	-	-	-	-	-	-	-	-	-	-	1,894	519
F-86	-	-	-	-	-	-	-	-	-	-	419	175
F-94	-	-	-	-	-	-	-	-	-	-	-	-
TRANSPORTS	4,190	5,594	4,743	7,175	5,962	12,229	12,136	12,343	14,132	12,714	15,300	10,248
C-45	159	589	123	679	154	875	197	780	172	623	101	775
C-46	991	740	291	1,258	716	2,218	1,234	2,301	2,637	2,866	3,388	2,228
C-47	2,546	1,506	3,696	1,819	1,877	4,254	2,041	4,640	2,265	6,180	1,830	5,739
C-54	494	2,759	538	3,054	2,171	1,799	3,959	259	3,898	364	4,442	1,254
C-119	-	-	95	365	1,044	3,083	4,705	4,363	5,160	2,681	5,539	252
ALL OTHERS	1,037	7,295	5,144	8,749	7,268	7,830	6,921	7,675	6,395	7,812	6,392	6,715
Recon.	504	2,045	1,784	2,354	2,311	2,189	2,212	2,299	1,984	2,406	2,453	2,319
S & R	-	907	193	1,749	645	1,220	688	1,060	454	1,092	386	954
TAC Con a/	529	-	2,816	60	3,954	28	3,604	20	3,609	85	3,271	46
Misc.	4	4,343	351	4,586	358	4,393	417	4,296	348	4,229	282	3,396
TYPE AND MODEL AIRCRAFT	JANUARY - 1951		FEBRUARY		MARCH		APRIL		MAY		JUNE	
	Opn'l	Non-Opn'l	Opn'l	Non-Opn'l	Opn'l	Non-Opn'l	Opn'l	Non-Opn'l	Opn'l	Non-Opn'l	Opn'l	Non-Opn'l
BOMBERS	13,950	1,385	11,690	1,094	13,152	1,800	12,400	2,276	11,759	3,347	11,254	4,311
B-26	6,944	660	5,570	549	6,110	815	7,288	1,612	7,007	2,545	7,070	3,185
B-29	7,006	725	6,120	545	7,042	985	5,112	664	4,752	802	4,184	1,126
FIGHTERS	18,805	6,121	17,568	6,116	27,155	6,864	22,645	7,425	21,393	7,571	18,951	7,951
F-51	5,602	276	5,211	499	8,364	545	7,825	634	6,304	925	6,012	1,050
F-80	8,388	3,399	8,537	3,580	11,878	4,427	8,194	4,788	8,485	4,448	6,849	4,313
F-82	512	593	376	501	144	564	159	465	198	430	210	361
F-84	4,120	404	3,444	182	5,097	475	4,745	251	4,372	635	4,030	880
F-86	183	1,449	-	1,354	1,672	852	1,722	1,094	2,034	800	1,850	1,139
F-94	-	-	-	-	-	1	-	193	333	-	-	208
TRANSPORTS	16,992	7,819	17,470	7,213	16,885	10,030	12,184	13,136	17,400	15,410	20,647	12,928
C-45	35	804	27	661	-	752	-	828	16	868	-	677
C-46	4,544	438	4,158	546	3,620	1,037	2,389	2,949	898	5,905	2,999	3,856
C-47	1,882	5,118	1,838	5,150	3,246	5,554	2,751	5,511	3,390	5,904	3,537	6,159
C-54	6,417	857	7,424	386	6,366	2,198	6,281	3,606	9,052	1,445	9,465	1,392
C-119	4,114	602	4,023	470	3,653	489	763	242	4,044	1,288	4,642	844
ALL OTHERS	7,803	6,694	7,196	5,973	8,242	6,791	8,611	6,813	8,104	8,663	8,491	8,384
Recon.	3,017	2,276	2,906	2,088	3,284	2,371	3,546	2,036	3,439	2,626	3,226	2,393
S & R	529	1,344	459	885	806	755	527	1,160	352	1,335	427	1,323
TAC Con a/	3,904	35	3,610	118	3,843	74	4,223	109	4,128	322	4,700	539
Misc.	353	3,039	221	2,882	309	3,591	315	3,508	185	4,380	144	4,129

a/ Denotes T-6 Aircraft only.

SOURCE: Operations Statistics Division - OSD-VI - D/Statistical Services DCS/C

TABLE 40 - FLYING TIME AND FUEL CONSUMPTION

AIRCRAFT	HOURS			FUEL CONSUMED (1000's Gal)	AIRCRAFT	HOURS			FUEL CONSUMED (1000's Gal)
	TOTAL	OPN'L	NON-OPN'L			TOTAL	OPN'L	NON-OPN'L	
TOTAL or AVERAGE					26 JUNE 1950 - 31 DECEMBER 1950				
<u>TOTAL</u>	<u>928,766</u>	<u>622,986</u>	<u>305,789</u>	<u>209,812</u>	<u>TOTAL</u>	<u>411,340</u>	<u>270,736</u>	<u>140,604</u>	<u>91,009</u>
B-29 . . .	95,532	81,672	13,860	42,357	B-29 . . .	56,469	47,246	9,223	24,806
B-26 . . .	85,059	69,349	15,710	12,915	B-26 . . .	35,804	29,360	6,444	5,124
F-51 . . .	92,768	86,042	6,726	6,055	F-51 . . .	49,521	46,624	2,897	3,083
F-80 . . .	143,670	98,130	45,540	53,351	F-80 . . .	66,384	45,087	21,297	24,178
F-84 . . .	31,048	27,702	3,346	11,999	F-84 . . .	2,413	1,894	519	939
F-86 . . .	14,743	7,868	6,875	5,900	F-86 . . .	594	419	175	221
Other . . .	465,946	252,214	213,732	77,235	Other . . .	200,155	100,106	100,049	32,658
JANUARY - 1951					FEBRUARY - 1951				
<u>TOTAL</u>	<u>79,386</u>	<u>57,587</u>	<u>21,808</u>	<u>18,833</u>	<u>TOTAL</u>	<u>74,900</u>	<u>54,332</u>	<u>20,568</u>	<u>17,550</u>
B-29 . . .	7,731	7,047	684	3,407	B-29 . . .	6,665	6,208	457	2,915
B-26 . . .	7,604	6,944	660	1,182	B-26 . . .	6,019	5,570	449	939
F-51 . . .	5,878	5,602	276	420	F-51 . . .	5,710	5,211	499	407
F-80 . . .	11,787	8,388	3,399	4,430	F-80 . . .	12,117	8,537	3,580	4,481
F-84 . . .	4,524	4,120	404	1,737	F-84 . . .	3,626	3,444	182	1,433
F-86 . . .	1,449	-	1,499	634	F-86 . . .	1,537	183	1,354	697
Other . . .	40,143	25,477	14,936	7,023	Other . . .	39,226	25,179	14,047	6,678
MARCH - 1951					APRIL - 1951				
<u>TOTAL</u>	<u>90,845</u>	<u>66,083</u>	<u>24,762</u>	<u>21,691</u>	<u>TOTAL</u>	<u>85,725</u>	<u>56,149</u>	<u>29,576</u>	<u>19,320</u>
B-29 . . .	8,027	7,042	985	3,611	B-29 . . .	5,776	5,193	583	2,670
B-26 . . .	6,925	6,110	815	1,093	B-26 . . .	8,900	7,288	1,612	1,424
F-51 . . .	8,909	8,464	445	605	F-51 . . .	8,459	7,825	634	587
F-80 . . .	16,305	12,440	3,865	6,008	F-80 . . .	12,982	8,344	4,638	4,964
F-84 . . .	5,572	5,097	475	2,169	F-84 . . .	4,996	4,745	251	1,912
F-86 . . .	2,524	1,672	852	994	F-86 . . .	2,816	1,710	1,106	1,096
Other . . .	42,583	25,258	17,325	7,211	Other . . .	41,796	21,044	20,752	6,667
MAY -1951					JUNE - 1951				
<u>TOTAL</u>	<u>93,647</u>	<u>58,620</u>	<u>35,027</u>	<u>21,031</u>	<u>TOTAL</u>	<u>92,923</u>	<u>59,479</u>	<u>33,444</u>	<u>20,378</u>
B-29 . . .	5,554	4,752	802	2,508	B-29 . . .	5,310	4,184	1,126	2,440
B-26 . . .	9,552	7,007	2,545	1,603	B-26 . . .	10,255	7,070	3,185	1,550
F-51 . . .	7,229	6,304	925	484	F-51 . . .	7,062	6,012	1,050	469
F-80 . . .	12,933	8,485	4,448	4,939	F-80 . . .	11,162	6,849	4,313	4,351
F-84 . . .	5,007	4,372	635	1,965	F-84 . . .	4,910	4,030	880	1,844
F-86 . . .	2,834	2,034	800	1,064	F-86 . . .	2,989	1,850	1,139	1,194
Other . . .	50,538	25,666	24,872	8,468	Other . . .	51,235	29,484	21,751	8,530

SOURCE: FEAF Command Reference Book.

TABLE 41 - FUEL CONSUMPTION RATES

AIRCRAFT	FUEL CONSUMED		PER HOUR		AIRCRAFT	FUEL CONSUMED		PER HOUR	
	1000's Gallons		Gallons			1000's Gallons		Gallons	
	OPN'L	NON-OPN'L	OPN'L	NON-OPN'L		OPN'L	NON-OPN'L	OPN'L	NON-OPN'L
TOTAL or AVERAGE					31 JUNE 1950 - 31 DECEMBER 1950				
<u>TOTAL</u>	<u>143,903</u>	<u>65,909</u>	-	-	<u>TOTAL</u>	<u>60,906</u>	<u>30,103</u>	-	-
B-29. . .	36,188	6,169	443	445	B-29. . .	20,670	4,136	437	448
B-26. . .	10,416	2,499	150	159	B-26. . .	4,043	1,081	138	168
F-51. . .	5,463	592	63	88	F-51. . .	2,777	306	60	106
F-80. . .	36,179	17,172	369	433	F-80. . .	16,413	7,755	364	418
F-84. . .	10,549	1,450	381	377	F-84. . .	722	217	381	365
F-86. . .	2,987	2,913	380	424	F-86. . .	150	71	358	406
Other . .	42,121	35,114	-	-	Other . .	16,131	16,527	-	-
JANUARY - 1951					FEBRUARY - 1951				
<u>TOTAL</u>	<u>13,643</u>	<u>5,190</u>	-	-	<u>TOTAL</u>	<u>12,927</u>	<u>4,623</u>	-	-
B-29. . .	3,118	289	442	423	B-29. . .	2,727	188	439	411
B-26. . .	1,073	109	155	165	B-26. . .	866	73	155	163
F-51. . .	393	27	70	98	F-51. . .	370	37	71	74
F-80. . .	3,011	1,419	359	441	F-80. . .	3,087	1,394	362	505
F-84. . .	1,559	178	378	417	F-84. . .	1,341	92	389	389
F-86. . .	4,489	634	-	438	F-86. . .	84	613	459	453
Other . .	-	-	-	-	Other . .	4,452	2,226	-	-
MARCH - 1951					APRIL - 1951				
<u>TOTAL</u>	<u>16,179</u>	<u>5,512</u>	-	-	<u>TOTAL</u>	<u>13,027</u>	<u>6,293</u>	-	-
B-29. . .	3,161	450	449	457	B-29. . .	2,395	275	461	472
B-26. . .	957	136	157	167	B-26. . .	1,156	268	159	166
F-51. . .	570	35	67	79	F-51. . .	529	58	68	91
F-80. . .	4,547	1,461	366	451	F-80. . .	3,185	1,779	382	470
F-84. . .	1,955	214	384	378	F-84. . .	1,794	118	378	384
F-86. . .	649	345	388	405	F-86. . .	650	446	380	403
Other . .	4,340	2,871	-	-	Other . .	3,318	3,349	-	-
MAY - 1951					JUNE - 1951				
<u>TOTAL</u>	<u>13,835</u>	<u>7,196</u>	-	-	<u>TOTAL</u>	<u>13,386</u>	<u>6,992</u>	-	-
B-29. . .	2,157	351	454	438	B-29. . .	1,960	480	468	426
B-26. . .	1,211	392	173	154	B-26. . .	1,110	440	157	138
F-51. . .	427	57	68	62	F-51. . .	397	72	66	69
F-80. . .	3,223	1,716	380	450	F-80. . .	2,713	1,638	396	392
F-84. . .	1,679	286	384	386	F-84. . .	1,499	345	372	380
F-86. . .	748	316	368	395	F-86. . .	706	488	382	428
Other . .	4,390	4,078	-	-	Other . .	5,001	3,529	-	-

SOURCE: FEAF Command Reference Book.

TABLE 43 - COMBAT CARGO EFFORT

The following data includes intra-Japan missions and therefore, will not agree with other tabulations in this publication.

MONTH	TYPE MODEL	AIRCRAFT			SORTIES		FLYING HOURS			UTILIZATION
		Av. No. Possessed	Av. No. Combat Ready	PerCent Combat Ready	Number Flown	Monthly Rate	Planned Capability	Actual	Per Cent Of Planned	Hours Per Aircraft Per Day
TOTAL					66,840		220,777	185,763		
C-119					14,714		54,276	47,921		
C-54					22,047		99,248	71,044		
C-56					16,421		47,240	45,147		
C-47					12,858		20,013	21,651		
MONTHLY AVERAGE		211.6	139.8	66.1	6,819	32.2	22,530	18,954	84.1	3.0
C-119		83.7	48.6	58.1	1,500	17.9	5,538	4,890	88.3	1.9
C-54		48.8	37.0	75.8	2,331	47.8	10,128	7,248	71.6	4.9
C-56		54.3	37.3	68.7	1,677	30.9	4,821	4,608	95.6	2.8
C-47		24.7	16.9	68.4	1,311	53.1	2,043	2,208	108.1	3.0
1950 - September		179	105	58.7	2,504	20.9	12,909	11,318	87.7	3.2
C-119		75	41	54.7	606	12.1	4,758	3,372	70.9	2.25
C-54		24	22	91.7	471	29.4	3,066	2,761	90.1	5.75
C-56		52	19	36.5	721	20.8	3,303	3,748	113.4	3.6
C-47		28	23	82.1	706	37.8	1,782	1,437	80.6	2.6
October		166	113	68.1	7,115	41.5	17,679	19,316	109.2	3.75
C-119		88	56	63.6	2,607	28.7	8,229	8,787	106.8	3.2
C-54		23	16	69.6	1,663	69.9	4,278	4,519	105.6	6.3
C-56		29	18	62.1	936	31.2	2,676	3,327	124.3	3.7
C-47		26	23	88.5	1,909	71.0	2,496	2,683	107.5	3.3
November		183	97	53.0	8,201	44.8	17,811	19,063	107.0	3.5
C-119		86	42	48.8	2,613	30.4	7,713	7,754	100.1	3.0
C-54		22	14	63.6	1,381	62.8	3,948	3,996	101.2	6.1
C-56		48	26	54.2	2,006	41.8	3,750	4,329	115.4	3.0
C-47		27	15	55.6	2,201	81.5	2,400	2,984	124.3	3.7
December		236	138	58.5	6,971	39.5	24,835	19,311	77.7	2.6
C-119		84	47	56.0	1,768	20.4	6,688	5,761	86.1	2.2
C-54		60	38	63.3	1,944	31.3	9,252	5,993	64.8	3.2
C-56		65	44	67.7	2,243	33.4	6,459	5,329	82.5	2.6
C-47		27	9	33.3	1,016	36.4	2,436	2,228	91.5	2.7
1951 - January		233.8	147.2	62.9	7,586	28.7	19,409	17,202	88.6	2.4
C-119		85.0	48.4	56.9	1,534	17.5	5,072	4,615	91.0	1.8
C-54		57.8	45.7	79.1	2,618	43.8	8,649	7,199	83.2	4.0
C-56		70.0	43.8	62.6	2,713	37.5	4,453	3,790	85.1	1.7
C-47		21.0	9.3	44.3	721	33.2	1,235	1,598	129.4	2.5
February		225.6	170.2	75.4	6,194	29.4	23,244	16,799	72.3	2.7
C-119		87.4	64.1	73.3	1,235	15.1	4,490	3,788	84.1	1.5
C-54		59.4	46.2	77.8	2,657	48.0	12,350	7,772	62.9	4.7
C-56		61.9	47.3	76.4	1,560	27.0	5,223	4,251	81.4	2.5
C-47		16.9	12.6	74.5	742	47.1	1,181	998	84.5	2.1
March		229.4	181.6	79.2	6,346	26.8	27,774	18,880	69.0	2.7
C-119		87	60.7	69.8	1,120	12.4	5,332	4,115	77.2	1.5
C-54		60	49.9	83.2	2,631	42.4	14,880	8,429	56.6	4.5
C-56		64	56.5	88.3	1,442	21.8	6,446	4,582	71.1	2.3
C-47		18.4	14.5	78.8	1,153	60.7	1,116	1,754	157.2	3.1
April		224	128	57.1	6,090	27.1	22,944	17,105	74.5	2.5
C-119		83	13	15.1	239	2.9	1,140	1,090	95.6	1.44
C-54		61	49	80.3	2,991	49.0	14,568	9,407	64.6	5.1
C-56		55	46	83.6	1,489	27.1	4,974	4,440	89.3	2.7
C-47		25	20	80.0	1,371	54.8	2,262	2,168	95.8	2.9
May		220	166	75.4	7,559	33.2	27,427	21,756	79.3	3.2
C-119		82	61	74.4	1,390	16.4	5,112	3,162	61.8	1.2
C-54		61	46	75.4	3,094	49.1	15,176	10,324	68.0	5.6
C-56		49	36	73.5	1,634	32.3	4,590	5,644	123.0	3.7
C-47		28	23	82.1	1,441	49.8	2,549	2,626	103.0	3.0
June		219	152	69.4	8,274	37.8	26,745	25,013	93.5	3.8
C-119		80	53	66.3	1,602	20.0	5,742	5,487	95.5	2.3
C-54		60	43	71.7	3,397	56.6	13,081	10,644	81.4	5.9
C-56		49	36	73.5	1,677	34.2	5,366	5,707	106.0	3.7
C-47		30	20	66.7	1,598	53.3	2,536	3,175	124.0	3.5

SOURCE: Operations Statistics Division - OSD-VI - D/Statistical Services DCS/C

TABLE 44 - COMBAT CARGO - RESULTS - KOREAN OPERATIONS

AIRCRAFT	SUPPLIES			PERSONNEL			TON MILES (Millions)
	Total Tonnage	Tons Freight Landed	Tons Freight Dropped	Total No. Of Personnel Carried ^{a/}	No. Of Passengers	No. Of Medical Evacs.	
TOTAL	251,044	175,497	15,925	583,811	437,817	145,994	73.84
(Sep 1950-Jun 1951)							
C-119	71,332	b/	b/	b/	37,784	b/	21.71
C-54	110,689	b/	b/	b/	221,049	b/	36.09
C-46	45,457	b/	b/	b/	105,274	b/	11.33
C-47	23,566	b/	b/	b/	73,710	b/	4.71
MONTHLY AVERAGE	25,639	17,907	1,625	59,574	44,670	14,892	7.53
(Sep 1950-Jun 1951)							
C-119	7,278	b/	b/	b/	3,855	b/	2.21
C-54	11,296	b/	b/	b/	22,554	b/	3.68
C-46	4,659	b/	b/	b/	10,740	b/	1.16
C-47	2,406	b/	b/	b/	7,521	b/	.48
1950							
September	10,662	8,499	0	21,631	12,282	9,349	3.01
C-119	3,891	b/	b/	b/	2,988	b/	1.15
C-54	2,992	b/	b/	b/	3,028	b/	.90
C-46	2,167	b/	b/	b/	2,957	b/	.50
C-47	1,612	b/	b/	b/	3,309	b/	.46
October	33,477	27,426	1,313	47,388	38,985	8,403	8.31
C-119	15,520	b/	b/	b/	10,206	b/	4.59
C-54	11,468	b/	b/	b/	9,660	b/	1.85
C-46	2,556	b/	b/	b/	4,745	b/	.79
C-47	3,933	b/	b/	b/	14,374	b/	1.08
November	31,830	26,411	506	49,124	32,695	16,429	7.84
C-119	12,509	b/	b/	b/	5,041	b/	3.90
C-54	9,316	b/	b/	b/	4,749	b/	1.42
C-46	6,772	b/	b/	b/	6,113	b/	1.44
C-47	3,233	b/	b/	b/	16,792	b/	1.08
December	26,701	19,259	1,456	59,850	31,710	28,140	7.96
C-119	9,091	b/	b/	b/	4,695	b/	2.79
C-54	9,591	b/	b/	b/	11,922	b/	2.88
C-46	6,260	b/	b/	b/	11,289	b/	1.57
C-47	1,759	b/	b/	b/	3,804	b/	.72
1951							
January	25,680	17,735	3,063	48,827	35,639	13,188	6.29
C-119	7,549	4,362	3,035	1,525	1,525	-	2.11
C-54	11,315	8,371	-	29,438	20,433	9,005	2.97
C-46	5,324	4,221	-	11,028	10,768	260	1.05
C-47	1,493	781	28	6,836	2,913	3,923	.16
February	23,470	14,158	3,239	60,729	40,900	19,829	8.86
C-119	5,400	2,104	3,171	1,248	1,248	-	1.84
C-54	11,699	7,682	-	40,167	25,911	14,256	5.52
C-46	4,719	3,667	41	10,113	10,020	93	1.35
C-47	1,652	705	27	9,201	3,721	5,480	.15
March	22,179	10,230	4,501	74,495	61,393	13,102	9.24
C-119	5,221	816	3,569	8,363	8,363	-	1.58
C-54	11,195	7,187	-	40,077	33,509	6,568	6.34
C-46	3,618	1,355	834	14,297	14,297	-	.98
C-47	2,145	872	98	11,758	5,224	6,534	.34
April	21,315	13,876	698	62,667	51,622	11,045	6.98
C-119	1,021	883	87	390	390	-	.35
C-54	13,692	9,429	-	38,590	32,313	6,277	5.64
C-46	4,082	2,347	513	12,219	12,056	163	.81
C-47	2,520	1,217	98	11,468	6,863	4,605	.18
May	27,120	18,778	540	73,401	62,112	11,289	7.54
C-119	5,276	4,540	540	1,610	1,610	-	1.73
C-54	14,368	9,616	-	44,974	37,111	7,863	4.27
C-46	5,059	3,465	-	15,946	15,946	-	1.43
C-47	2,417	1,157	-	10,871	7,445	3,426	.21
June	28,606	19,124	610	85,699	70,479	15,220	7.81
C-119	5,854	5,227	425	1,718	1,718	-	1.77
C-54	15,053	9,635	-	52,413	42,413	10,000	4.30
C-46	4,897	3,079	74	17,083	17,083	-	1.41
C-47	2,802	1,183	111	14,485	7,265	5,220	.33

a/ Conversion factor is approximately 10 men per ton.

b/ Not Available.

SOURCE: Operations Statistics Division - OGD-VI - D/Statistical Services DCS/C

TABLE 45 - B-29 BOMB TONNAGE - BY TYPE OF BOMB

TYPE OF BOMB		ONE YEAR TOTAL	PER CENT	1950 JULY	AUGUST	SEPTEMBER	OCTOBER	NOVEMBER	DECEMBER
<u>TOTAL BOMBS:</u>	NO. TONS	300,869 72,538	100.0 100.0	11,069 3,391	32,257 9,839	43,887 10,825	25,440 5,609	18,100 5,223	19,138 5,482
<u>HIGH EXPLOSIVE BOMB: Total</u>	NO. TONS	273,864 66,366	91.0 91.5	11,069 3,391	32,257 9,839	43,887 10,825	25,440 5,609	4,492 1,846	17,250 5,010
100 lb. GP:	NO. TONS	67,949 3,398	22.6 4.7	-	-	7,455 373	5,602 280	-	-
500 lb. GP:	NO. TONS	178,408 44,600	59.3 61.5	9,869 2,467	25,809 6,452	32,769 8,192	18,359 4,589	2,976 744	16,155 4,039
1000 lb. GP:	NO. TONS	18,582 9,292	6.2 12.8	552 276	6,132 3,066	2,745 1,373	1,356 678	936 468	405 203
2000 lb. GP:	NO. TONS	8,452 8,452	2.8 11.6	648 648	278 278	856 856	-	448 448	640 640
4000 lb. LC:	NO. TONS	148 296	.005 0.4	-	16 32	-	-	80 160	32 64
1000 lb. Razon:	NO. TONS	295 148	.01 0.2	-	22 11	62 31	123 62	52 26	8 4
12000 lb. Tarzon:	NO. TONS	30 180	- 0.2	-	-	-	-	-	10 60
500 lb. Incendiary Bomb: . .	NO. TONS	2,294 574	0.8 0.8	-	-	-	-	2,294 574	-
500 lb. Incendiary Cluster: .	NO. TONS	21,813 5,453	7.2 7.5	-	-	-	-	11,188 2,797	1,888 472
100 lb. Napalm:	NO. TONS	2,898 145	0.1 0.2	-	-	-	-	126 6	-
Leaflet Bombs:	NO.	6,134	-	64	320	927	605	820	831
		1951 JANUARY	FEBRUARY	MARCH	APRIL	MAY	JUNE		
<u>TOTAL BOMBS:</u>	NO. TONS	34,878 6,749	19,348 6,213	25,565 6,373	18,809 4,340	25,288 4,701	27,090 3,793		
<u>HIGH EXPLOSIVE BOMB: Total</u>	NO. TONS	27,134 5,273	17,958 5,960	23,670 5,899	18,809 4,340	24,808 4,581	27,090 3,793		
100 lb. GP:	NO. TONS	9,619 481	144 7	8,771 439	7,916 396	10,791 540	17,651 882		
500 lb. GP:	NO. TONS	16,336 4,084	15,716 3,929	11,392 2,848	7,927 1,982	12,557 3,139	8,543 2,135		
1000 lb. GP:	NO. TONS	1,008 504	168 84	1,896 948	2,028 1,014	1,116 558	240 120		
2000 lb. GP:	NO. TONS	160 160	1,904 1,904	1,582 1,582	936 936	344 344	656 656		
4000 lb. LC:	NO. TONS	-	8 16	12 24	-	-	-		
1000 lb. Razon:	NO. TONS	4 2	16 8	8 4	-	-	-		
12000 lb. Tarzon:	NO. TONS	7 42	2 12	9 54	2 12	-	-		
500 lb. Incendiary Bomb: . .	NO. TONS	-	-	-	-	-	-		
500 lb. Incendiary Cluster: .	NO. TONS	5,445 1,361	917 229	1,895 474	-	480 120	-		
100 lb. Napalm:	NO. TONS	2,299 115	473 24	-	-	-	-		
Leaflet Bombs:	NO.	986	96	32	399	479	575		

SOURCE: Operations Statistics Division - OSD-VI - D/Statistical Services DCS/C

TABLE 46 - B-29 STRATEGIC EFFORT AGAINST SELECTED INDUSTRIAL TARGETS

(This Effort was completed on 5 October 1950 - No strategic sorties were flown since that date.)

T A R G E T	LOCATION	NO. OF MISSIONS	NO. AIRCRAFT		NO. BOMBS - BY TYPE			TOTAL TONS
			Visual	Radar	1000 lb. GP	500 lb. GP	100 lb. GP	
Konan Nitrogen Fertilizer Plant	3950N-12738E	2	70	-	282	1,691	-	564
Songjin-Japan Magnesite Chemical Company	4040N-12911E	1	23	-	-	732	-	183
Sunchon Chemical Plant	3925N-12556E	1	4	-	-	136	-	34
Konan-Bogun Chemical Plant	3951N-12735E	7	18	73	446	1,891	-	696
Haeju-Chosen Nitrogen Explosive	3802N-12538E	4	43	24	24	2,216	-	566
Kan-Ni Arsenal	3908N-12543E	3	56	-	12	1,523	2,282	501
Konan Nitrogen Explosive Plant	3494N-12543E	3	3	52	24	1,954	-	501
Pyongyang Arsenal	3900N-12544E	1	11	-	-	398	-	100
Manpyong-Ni Oil Company	3914N-12722E	1	1	-	-	10	-	2.5
Wonsan Oil Refinery	3909N-12728E	4	32	8	162	986	-	327
Chinnampo-Japan Mining Company Smelter	3844N-12526E	1	25	-	-	992	-	248
Chinnampo-Riken Metal Company	3843N-12523E	1	31	-	24	1,090	-	285
Fusen Hydro Electric Plant No. 1	4021N-12734E	1	7	-	79	-	-	39.5
Kyomipo-Japan Iron Works	3844N-12537E	3	10	20	105	798	-	252
Seishin Japan Iron Works	4125N-12946E	1	8	16	-	814	-	204
Seishin Mitsubishi Iron Works	4146N-12947E	1	16	-	36	458	-	133
Songjin Japan High Frequency Heavy Industry	4041N-12912E	1	47	-	275	756	-	327

SOURCE: FEAF Bomber Command Digest.

TABLE 47 - PERCENTAGE DISTRIBUTION OF B-29 EFFECTIVE BOMB TONNAGE - BY TYPE TARGET

TYPE OF TARGET	PERCENT TOTAL FY-51	PER CENT PER MONTH											
		1950 JUL	AUG	SEP	OCT	NOV	DEC	1951 JAN	FEB	MAR	APR	MAY	JUN
Railroad Lines and Bridges	18.2	22.6	21.8	21.2	27.4	11.4	12.0	8.5	28.5	16.8	24.4	8.3	9.8
Highway and Bridges	8.4	13.9	4.9	7.7	1.5	8.3	3.6	2.3	5.2	32.4	5.5	1.3	1.2
Industrial and Storage	10.6	17.0	31.4	19.4	6.1	1.0	2.4	3.5	11.0	6.9	1.0	-	-
Airfields	5.3	5.1	1.7	-	-	-	1.2	5.6	2.7	5.3	27.4	17.3	18.8
Port and Harbors	1.8	-	4.8	2.4	5.1	5.1	-	-	0.16	-	-	-	-
Marshalling Yards	18.7	33.5	28.03	28.5	34.8	3.7	15.6	18.2	14.8	10.2	0.03	8.2	8.8
Communications and Supply	25.1	-	-	-	-	70.4	65.2	61.9	37.7	24.05	28.01	20.5	22.4
Battle Line Targets	11.9	8.0	9.0	21.0	12.0	-	-	-	-	4.0	14.0	45.0	39.0
Miscellaneous	.02	-	-	-	-	-	-	-	-	-	-	.05	.04

SOURCE: FEAF Bomber Command Digest.

SECRET

TABLE 48 - BOMB EXPENDITURE RATES

AIRCRAFT	TOTAL or AVERAGE	1950 JUL	AUG	SEP	OCT	NOV	DEC	1951 JAN	FEB	MAR	APR	MAY	JUN
TONS BOMBS - Total:													
F-51 a/	3,983	212	930	464	49	69	126	14	19	-	654	623	823
F-80	3,422	32	1	21	2	45	347	323	479	623	502	604	434
F-84	834	-	-	-	-	-	170	272	24	80	15	95	178
F-86	-	-	-	-	-	-	-	-	-	-	-	-	-
B-26	17,612	917	1,308	961	514	1,021	1,358	1,424	1,104	1,933	2,041	2,683	2,348
B-29	73,845	4,280	9,840	10,905	5,765	5,319	5,509	6,875	6,449	6,334	4,333	4,579	3,657
TONS BOMBS PER SORTIE:													
F-51 a/12	.30	.19	.11	.02	.024	.052	.007	.011	-	.187	.19	.318
F-8007	.000	-	.006	.0004	.01	.08	.07	.11	.11	.12	.15	.13
F-8407	-	-	-	-	-	.17	.13	.02	.03	.007	.05	.12
F-86	-	-	-	-	-	-	-	-	-	-	-	-	-
B-26	1.17	1.37	1.35	.98	.96	.92	.82	.97	.88	1.36	1.26	1.57	1.51
B-29	8.0	7.9	7.7	8.2	8.0	7.4	7.6	8.7	9.0	8.1	7.7	8.4	8.2
TONS BOMBS PER AVERAGE AIRCRAFT POSSESSED:													
F-51 a/	37.1	10.6	6.6	3.3	.34	.53	1.21	.14	.18	-	6.9	6.0	8.15
F-80	20.9	.22	-	.15	.01	.27	2.30	1.88	2.36	3.24	2.97	3.66	2.95
F-84	11.1	-	-	-	-	-	2.46	3.94	.34	1.01	.19	1.19	2.09
F-86	-	-	-	-	-	-	-	-	-	-	-	-	-
B-26	233.9	18.77	27.83	20.89	11.42	11.47	13.86	15.48	11.42	24.46	24.59	27.95	23.02
B-29	751.6	67.93	75.69	77.34	43.35	59.10	64.06	78.13	70.87	70.38	50.38	52.03	39.32
TONS BOMBS PER AVERAGE AIRCRAFT COMBAT READY:													
F-51 a/	61.75	15.1	10.0	5.66	.64	.83	1.77	.25	.29	-	11.5	10.2	15.5
F-80	33.22	.49	-	.22	.016	.42	2.94	2.81	4.09	5.14	5.28	6.16	4.62
F-84	18.1	-	-	-	-	-	6.30	5.79	.49	1.57	.30	1.98	3.56
F-86	-	-	-	-	-	-	-	-	-	-	-	-	-
B-26	379.57	30.57	45.10	25.29	17.72	17.02	20.89	25.43	24.53	38.66	45.35	51.59	40.48
B-29	987.23	87.35	110.56	100.04	66.52	77.09	87.44	99.64	92.13	87.97	63.72	65.41	53.78

a/ Does not include F-51 Aircraft assigned to 67th Tac Rcn Sq.

SOURCE: Operations Statistics Division - OSD-VI - D/Statistical Services DCS/C

TABLE 49 - NAPALM EXPENDITURE RATES

AIRCRAFT	TOTAL or AVERAGE	1950 JUL	AUG	SEP	OCT	NOV	DEC	1951 JAN	FEB	MAR	APR	MAY	JUN
TONS NAPALM - Total:													
F-51	12048.4	1.4	610	1601	647	1180	1004	1023	914	1776	1171	1476	645
F-80	6935	2.0	3	13	24	108	356	763	857	886	1209	1303	1411
F-84	3636	-	-	-	-	-	50	223	429	1008	1056	751	119
F-86	6	-	-	-	-	-	-	-	-	-	6	-	-
B-26	2908	-	1	98	-	260	554	489	727	163	412	151	53
TONS NAPALM PER SORTIE:													
F-5136	.002	.12	.37	.27	.42	.42	.51	.51	.61	.33	.45	.25
F-8014	.0005	.0008	.004	.006	.026	.08	.16	.20	.16	.30	.32	.41
F-8428	-	-	-	-	-	.05	.11	.27	.41	.18	.38	.08
F-86001	-	-	-	-	-	-	-	-	-	.006	-	-
B-2619	-	-	.10	-	.23	.33	.33	.58	.11	.25	.09	.03
TONS NAPALM PER AV. AIRCRAFT POSSESSED:													
F-51	112.18	.07	4.33	11.52	4.49	9.01	9.65	10.33	8.54	17.08	12.33	14.19	6.39
F-80	42.26	.01	.02	.09	.13	.64	2.36	4.44	4.22	4.54	7.15	7.90	9.60
F-84	48.22	-	-	-	-	-	.72	3.23	6.13	13.09	13.54	9.39	1.40
F-8618	-	-	-	-	-	-	-	-	-	.13	-	-
B-26	38.62	-	.02	2.09	-	2.92	5.65	5.32	9.32	2.07	4.96	1.57	.52
TONS NAPALM PER AV. AIRCRAFT COMBAT READY:													
F-51	186.79	.10	6.56	19.53	8.51	14.22	14.14	17.95	14.06	28.65	20.54	24.20	12.17
F-80	67.46	.03	.04	.14	.19	1.01	3.02	6.63	7.32	7.20	12.73	13.29	15.01
F-84	79.04	-	-	-	-	-	1.85	4.74	8.75	19.76	21.12	15.64	2.38
F-8621	-	-	-	-	-	-	-	-	-	.16	-	-
B-26	62.67	-	.03	2.58	-	4.33	8.52	8.73	16.16	3.26	9.15	2.90	.91

SOURCE: Operations Statistics Division - OSD-VI - D/Statistical Services DCS/C

SECRET

TABLE 50 - ROCKET EXPENDITURE RATES

ROCKET EXPENDITURE RATES	A I R C R A F T					
	F-51 a/	F-80	F-84	F-86	B-26	
<u>TOTAL or AVERAGE</u>						
ROCKETS EXPENDED - Total	131,408	76,980	7,362	162	23,513	
ROCKETS PER SORTIE	3.91	1.53	.58	.03	1.57	
ROCKETS PER AVERAGE AIRCRAFT POSSESSED	1223.54	469.10	97.64	4.76	312.26	
ROCKETS PER AVERAGE AIRCRAFT COMBAT READY	2037.33	748.83	160.04	5.79	506.75	
A I R C R A F T	1950 JULY	AUGUST	SEPTEMBER	OCTOBER	NOVEMBER	DECEMBER
<u>ROCKETS EXPENDED - Total</u>						
F-51 a/	2,876	15,581	13,861	6,495	10,412	7,949
F-80	7,761	6,732	7,959	8,524	9,621	7,157
F-84	-	-	-	-	-	1,958
F-86	-	-	-	-	-	-
B-26	606	75	2,066	720	2,280	6,478
<u>ROCKETS PER SORTIE</u>						
F-51 a/	4.10	3.17	3.24	2.71	3.69	3.31
F-80	1.90	1.82	2.44	1.97	2.36	1.63
F-84	-	-	-	-	-	1.99
F-86	-	-	-	-	-	-
B-2691	.08	2.10	1.35	2.05	3.90
<u>ROCKETS PER AVERAGE AIRCRAFT POSSESSED</u>						
F-51 a/	143.80	110.50	99.72	45.14	79.48	76.43
F-80	53.52	52.59	57.67	45.58	56.93	47.40
F-84	-	-	-	-	-	28.37
F-86	-	-	-	-	-	-
B-26	12.37	1.60	44.91	16.00	25.62	66.10
<u>ROCKETS PER AVERAGE AIRCRAFT COMBAT READY</u>						
F-51 a/	205.43	167.53	169.04	85.46	125.44	111.96
F-80	112.48	89.76	84.67	66.59	89.92	60.65
F-84	-	-	-	-	-	-
F-86	-	-	-	-	-	-
B-26	20.20	2.59	54.36	24.83	38.00	99.66
	1951 JANUARY	FEBRUARY	MARCH	APRIL	MAY	JUNE
<u>ROCKETS EXPENDED - Total</u>						
F-51 a/	8,981	7,464	15,100	13,973	16,119	12,597
F-80	5,787	7,658	8,709	3,104	2,829	1,139
F-84	2,362	992	1,767	164	18	101
F-86	162	-	-	-	-	-
B-26	5,078	3,526	523	694	1,426	44
<u>ROCKETS PER SORTIE</u>						
F-51 a/	4.44	4.19	5.20	4.00	4.90	4.90
F-80	1.25	1.77	1.55	.76	.70	.33
F-84	1.13	.63	.72	.08	.009	.07
F-8676	-	-	-	-	-
B-26	3.45	2.83	.37	.43	.83	.03
<u>ROCKETS PER AVERAGE AIRCRAFT POSSESSED</u>						
F-51 a/	90.72	69.78	145.19	147.08	154.99	124.72
F-80	33.65	37.73	44.66	18.37	17.15	7.75
F-84	34.23	14.17	22.95	2.10	.23	1.19
F-86	40.50	-	-	-	-	-
B-26	55.16	45.21	6.62	8.36	14.85	.43
<u>ROCKETS PER AVERAGE AIRCRAFT COMBAT READY</u>						
F-51 a/	157.56	114.83	243.55	245.14	264.25	237.67
F-80	50.32	65.45	70.80	32.67	28.87	12.12
F-84	50.26	20.24	34.65	3.28	.38	2.02
F-86	54.0	-	-	-	-	-
B-26	90.63	78.36	10.46	15.42	27.42	.76

a/ Does not include F-51 aircraft assigned to 67th Tac Ren Sq.
 SOURCE: Operations Statistics Division - OSD-VI - D/Statistical Services DCS/C

TABLE 51 - AMMUNITION EXPENDITURE RATES

AIRCRAFT	TOTAL or AVERAGE	1950 JUL	AUG	SEP	OCT	NOV	DEC
AMMUNITION EXPENDED - TOTAL: (100 rds):							
F-51 a/	285,577	7,273	47,336	38,477	16,299	19,832	17,869
F-80	403,923	24,494	30,700	25,869	25,646	28,624	38,186
F-84	93,614	-	-	-	-	-	6,576
F-86	3,325	-	-	-	-	-	114
B-26	141,403	1,984	5,221	11,251	6,713	15,522	29,703
B-29	13,560	1,062	2,061	2,594	1,243	813	1,049
AMMUNITION EXPENDED PER SORTIE - ROUNDS:							
F-51 a/	850	1,036	963	898	681	704	745
F-80	802	597	831	795	595	701	869
F-84	731	-	-	-	-	-	670
F-86	66	-	-	-	-	-	48
B-26	942	297	538	1,148	1,255	1,396	1,789
B-29	147	195	161	194	173	113	144
AMMUNITION EXPENDED PER AV. AIRCRAFT POSSESSED (ROUNDS)							
F-51 a/	269,900	36,365	33,571	27,681	11,318	15,138	17,181
F-80	246,294	16,892	23,984	18,745	13,714	16,937	25,288
F-84	124,150	-	-	-	-	-	9,530
F-86	9,779	-	-	-	-	-	600
B-26	187,786	4,048	11,108	24,450	14,917	17,440	30,300
B-29	16,681	1,685	1,585	1,840	935	903	1,219
AMMUNITION EXPENDED PER AV. ACFT COMBAT READY: (ROUNDS)							
F-51 a/	442,755	51,950	50,890	46,923	21,440	23,890	25,160
F-80	392,921	35,490	40,930	27,520	20,035	26,751	32,361
F-84	293,500	-	-	-	-	-	24,355
F-86	11,875	-	-	-	-	-	760
B-26	304,747	6,613	18,003	29,600	23,148	25,870	45,690
B-29	18,120	2,167	2,315	2,380	1,219	1,178	1,665
		1951 JAN	FEB	MAR	APR	MAY	JUN
AMMUNITION EXPENDED - TOTAL (100 rds):							
F-51 a/	14,371	14,471	29,751	32,346	29,122	18,430	
F-80	40,310	37,515	52,443	31,377	36,383	32,376	
F-84	14,722	13,683	20,218	15,977	15,421	7,017	
F-86	1,092	-	563	580	182	794	
B-26	22,439	15,449	8,998	7,013	8,978	8,132	
B-29	838	690	1,129	1,151	437	493	
AMMUNITION EXPENDED PER SORTIE - ROUNDS:							
F-51 a/	710	812	1,024	924	885	713	
F-80	869	867	933	767	901	940	
F-84	704	873	825	733	777	178	
F-86	515	-	62	54	13	64	
B-26	1,526	1,238	631	434	525	524	
B-29	106	96	144	204	80	110	
AMMUNITION EXPENDED PER AV. AIRCRAFT POSSESSED (ROUNDS)							
F-51 a/	14,510	13,524	28,606	34,040	28,001	18,247	
F-80	23,436	18,480	26,893	18,566	22,050	22,024	
F-84	21,330	19,540	26,250	20,480	19,270	8,255	
F-86	27,300	-	1,522	1,261	387	1,805	
B-26	24,390	19,800	11,390	8,449	9,350	7,970	
B-29	952	758	1,254	1,338	497	530	
AMMUNITION EXPENDED PER AV. ACFT COMBAT READY: (ROUNDS)							
F-51 a/	25,210	22,260	47,980	56,740	47,740	34,770	
F-80	35,052	32,064	42,636	33,020	37,120	34,440	
F-84	31,320	27,920	39,640	31,950	32,120	14,034	
F-86	36,400	-	2,011	1,568	444	2,156	
B-26	40,060	34,330	17,996	15,584	17,265	14,020	
B-29	1,214	986	1,568	1,692	624	725	

a/ Does not include F-51 aircraft assigned to 67th Ren Sq.

SOURCE: Operations Statistics Division - OSD-VI - D/Statistical Services DCS/C

TABLE 52 - ORDNANCE EXPENDITURES

AIRCRAFT	TONS OF BOMBS			NO. OF ROCKETS a/	AMMO. 100 ROUNDS	AIRCRAFT	TONS OF BOMBS			NO. OF ROCKETS a/	AMMO. 100 ROUNDS
	Other	Napalm	Total				Other	Napalm	Total		
26-30 JUNE 1950						JULY 1950					
TOTAL	232	-	232	-	1,499	TOTAL	5,486	1.4	5,486.4	11,933	34,458
B-26 . . .	80	-	80	-	377	B-26 . . .	917	-	917	606	1,984
B-29 . . .	152	-	152	-	92	B-29 . . .	4,280	-	4,280	-	1,062
F-51 . . .	-	-	-	-	-	F-51 . . .	211	1.4	212.4	2,894	7,188
F-80 . . .	-	-	-	-	1,004	F-80 . . .	34	-	34	7,761	23,490
F-82 . . .	-	-	-	-	26	F-82 . . .	43	-	43	672	719
RB-29 . . .	-	-	-	-	-	RB-29 . . .	-	-	-	-	15
AUGUST 1950						SEPTEMBER 1950					
TOTAL	12,133	616	12,749	23,277	86,086	TOTAL	12,372	1,712	14,084	24,030	78,854
B-26 . . .	1,308	1	1,309	75	5,221	B-26 . . .	961	96	1,057	2,066	11,251
B-29 . . .	9,840	-	9,840	-	2,061	B-29 . . .	10,905	-	10,905	-	2,594
F-51 . . .	938	610	1,548	15,687	46,587	F-51 . . .	464	1,601	2,065	13,861	38,477
F-80 . . .	1	3	4	6,732	30,700	F-80 . . .	21	13	34	7,959	25,869
F-82 . . .	46	2	48	783	1,384	F-82 . . .	21	2	23	144	452
RB-17 . . .	-	-	-	-	-	RB-17 . . .	-	-	-	-	8
RB-29 . . .	-	-	-	-	131	RB-29 . . .	-	-	-	-	128
SB-17 . . .	-	-	-	-	2	SB-17 . . .	-	-	-	-	32
SB-29 . . .	-	-	-	-	-	SB-29 . . .	-	-	-	-	43
OCTOBER 1950						NOVEMBER 1950					
TOTAL	6,385	671	7,056	16,064	50,591	TOTAL	6,490	1,548	8,038	22,353	64,895
B-26 . . .	514	-	514	720	6,713	B-26 . . .	1,021	260	1,281	2,280	15,522
B-29 . . .	5,765	-	5,765	-	1,243	B-29 . . .	5,319	-	5,319	-	813
F-51 . . .	52	647	699	6,820	16,816	F-51 . . .	69	1,180	1,249	10,412	19,832
F-80 . . .	2	24	26	8,524	25,646	F-80 . . .	45	108	153	9,621	28,624
RB-26 . . .	52	-	52	-	-	RB-26 . . .	36	-	36	50	1
RB-29 . . .	-	-	-	-	166	RB-29 . . .	-	-	-	-	101
SB-17 . . .	-	-	-	-	6	SB-17 . . .	-	-	-	-	1
SB-26 . . .	-	-	-	-	1	SB-26 . . .	-	-	-	-	-
WB-29 . . .	-	-	-	-	-	WB-29 . . .	-	-	-	-	1
DECEMBER 1950						JANUARY 1951					
TOTAL	7,583	1,964	9,547	23,539	93,750	TOTAL	9,054	2,498	11,552	22,575	94,612
B-26 . . .	1,358	554	1,912	6,475	29,703	B-26 . . .	1,424	489	1,913	5,078	22,439
B-29 . . .	5,509	-	5,509	-	1,049	B-29 . . .	6,875	-	6,875	-	818
F-51 . . .	126	1,004	1,130	7,949	17,869	F-51 . . .	78	1,023	1,101	8,941	14,371
F-80 . . .	347	356	703	7,157	38,186	F-80 . . .	323	763	1,086	5,787	40,310
F-82 . . .	-	-	-	-	128	F-82 . . .	-	-	-	245	464
F-84 . . .	-	-	-	-	6,576	F-84 . . .	272	223	495	2,362	14,722
F-86 . . .	170	50	220	1,958	114	F-86 . . .	-	-	-	162	1,092
RB-26 . . .	-	-	-	-	-	RB-26 . . .	82	-	82	-	-
RB-29 . . .	73	-	73	-	125	RB-29 . . .	-	-	-	-	95
RF-51 . . .	-	-	-	-	-	RF-51 . . .	-	-	-	-	300
SB-17 . . .	-	-	-	-	-	SB-17 . . .	-	-	-	-	1
FEBRUARY 1951						MARCH 1951					
TOTAL	8,129	2,928	11,057	20,118	83,011	TOTAL	9,032	3,833	12,865	26,139	114,972
B-29 . . .	6,449	-	6,449	-	710	B-29 . . .	6,334	-	6,334	-	1,129
B-26 . . .	1,104	727	1,831	3,526	15,449	B-26 . . .	1,933	163	2,096	523	8,998
F-51 . . .	19	914	933	7,864	14,471	F-51 . . .	-	1,776	1,776	15,100	29,751
F-80 . . .	479	857	1,336	7,658	37,515	F-80 . . .	632	886	1,518	8,709	52,443
F-82 . . .	7	1	8	8	245	F-82 . . .	-	-	-	40	57
F-84 . . .	24	429	453	992	13,683	F-84 . . .	80	1,008	1,088	1,767	20,218
F-86 . . .	-	-	-	-	-	F-86 . . .	-	-	-	-	563
RB-26 . . .	46	-	46	70	-	RB-26 . . .	53	-	53	-	-
RB-29 . . .	1	-	1	-	71	RB-29 . . .	-	-	-	-	59
RF-51 . . .	-	-	-	-	867	RF-51 . . .	-	-	-	-	1,754

TABLE 52 - ORDNANCE EXPENDITURES -- CONTINUED

AIRCRAFT	TONS OF BOMBS			NO. OF ROCKETTS a/	AMMO. 100 ROUNDS	AIRCRAFT	TONS OF BOMBS			NO. OF ROCKETTS a/	AMMO. 100 ROUNDS
	Other	NAPALM	TOTAL				Other	NAPALM	TOTAL		
APRIL 1951						MAY 1951					
TOTAL	7,545	3,854	11,399	17,935	88,610	TOTAL	8,584	3,681	12,265	20,392	90,732
B-29 . . .	4,333	-	4,333	-	1,151	B-29 . . .	4,579	-	4,579	-	437
B-26 . . .	2,041	412	2,453	694	7,013	B-26 . . .	2,683	151	2,834	1,426	8,978
F-51 . . .	654	1,171	1,825	13,973	32,354	F-51 . . .	623	1,476	2,099	16,119	29,235
F-80 . . .	502	1,209	1,711	3,104	31,377	F-80 . . .	604	1,303	1,907	2,829	36,383
F-84 . . .	15	1,056	1,071	164	15,977	F-84 . . .	95	751	846	18	15,421
F-86 . . .	-	6	6	-	580	F-86 . . .	-	-	-	-	182
RB-29 . . .	-	-	-	-	38	RB-29 . . .	-	-	-	-	68
RF-51 . . .	-	-	-	-	16	RF-51 . . .	-	-	-	-	18
T-33 . . .	-	-	-	-	104	T-33 . . .	-	-	-	-	10
JUNE 1951						SUMMARY					
TOTAL	7,438	2,228	9,666	13,881	69,498	TOTAL	100,462	25,534.4	125,996.4	242,246	951,565
B-29 . . .	3,657	-	3,657	-	493	B-29 . . .	73,997	-	73,997	-	13,652
B-26 . . .	2,348	53	2,401	44	8,132	B-26 . . .	17,692	2,906	20,598	23,513	141,780
F-51 . . .	821	645	1,466	12,597	20,582	F-51 . . .	4,055	12,048.4	16,103.4	132,217	287,533
F-80 . . .	434	1,411	1,845	1,139	32,376	F-80 . . .	3,424	6,933	10,357	76,980	403,923
F-82 . . .	-	-	-	-	-	F-82 . . .	117	5	122	1,892	3,475
F-84 . . .	178	119	297	101	7,017	F-84 . . .	834	3,636	4,470	7,362	93,614
F-86 . . .	-	-	-	-	794	F-86 . . .	-	6	6	162	3,325
RB-26 . . .	-	-	-	-	70	RB-26 . . .	342	-	342	120	1
RB-29 . . .	-	-	-	-	-	RB-29 . . .	1	-	1	-	1,067
RB-17 . . .	-	-	-	-	-	RB-17 . . .	-	-	-	-	8
WB-29 . . .	-	-	-	-	-	WB-29 . . .	-	-	-	-	1
SB-17 . . .	-	-	-	-	-	SB-17 . . .	-	-	-	-	40
SB-29 . . .	-	-	-	-	-	SB-29 . . .	-	-	-	-	43
RF-51 . . .	-	-	-	-	34	RF-51 . . .	-	-	-	-	2,989
T-33 . . .	-	-	-	-	-	T-33 . . .	-	-	-	-	114

a/ Does not include 12,272 smoke rockets fired by T-6s

SOURCE: Operations Statistics Division - OSD-VI - D/Statistical Services DCS/C

TABLE 53 - ORDNANCE EXPENDITURES -- B-29 AIRCRAFT

MONTHS	BOMBS - TONS		AMMUNITION (RDS)		MONTHS	BOMBS - TONS		AMMUNITION (RDS)	
	Total	Per Sortie	Total	Per Sortie		Total	Per Sortie	Total	Per Sortie
CUMULATIVE THRU 30 JUNE 1951 :	73,997	8.1	1,365,200	144					
1950 - JULY a/	4,432	7.8	115,400	202	1951 - JANUARY	6,875	9.7	83,800	106
AUGUST	9,840	7.7	206,100	161	FEBRUARY	6,449	9.0	69,000	96
SEPTEMBER	10,905	8.2	259,400	194	MARCH	6,334	8.1	112,900	144
OCTOBER	5,765	8.0	124,300	173	APRIL	4,333	7.7	115,100	204
NOVEMBER	5,319	7.4	81,300	113	MAY	4,579	8.4	43,700	80
DECEMBER	5,509	7.6	104,900	144	JUNE	3,657	8.2	49,300	110

a/ 25-30 June 1950 included.

SOURCE: Operations Statistics Division - OSD-VI - D/Statistical Services DCS/C

TABLE 54 - ENGINES REMOVED AND AVERAGE HOURS FLOWN ON SELECTED AIRCRAFT

(Average Hours Flown represent average hours flown on engines since manufacture or between major engine overhaul)

TYPE OF ENGINE AND AIRCRAFT		FISCAL YEAR - 1951							
		FIRST QUARTER		SECOND QUARTER		THIRD QUARTER		FOURTH QUARTER	
		No. of Engines Removed	Average Hours Flown	No. of Engines Removed	Average Hours Flown	No. of Engines Removed	Average Hours Flown	No. of Engines Removed	Average Hours Flown
J-35A-17A	F-84E	-	-	-	-	109	104	182	128
J-35A-17B	F-84E	-	-	-	-	-	-	-	-
R-2800-79	B-26	31	642	39	653	48	679	85	699
R-3350-57-AM-M	B-29	300	273	340	277	239	326	275	377
J-47-GE-13	F-86E	-	-	-	-	10	172	95	96
R-1830-90D	C-47	22	717	30	659	56	834	49	642
R-4360-20-WA	C-119	5	213	37	353	49	517	31	636

SOURCE: Aircraft Materiel Division - D/Statistical Services DCS/C

TABLE 55 - FEAF BOMBER COMMAND EFFORT - BY TYPE TARGET

T A R G E T S	T O T A L		PER CENT OF TOTAL	1950 JULY		AUGUST		SEPTEMBER		OCTOBER		NOVEMBER	
	Sorties	Tonnage		Sorties	Tonnage	Sorties	Tonnage	Sorties	Tonnage	Sorties	Tonnage	Sorties	Tonnage
T O T A L	<u>9,038</u>	<u>72,539</u>		<u>420</u>	<u>3,391</u>	<u>1,280</u>	<u>9,839</u>	<u>1,340</u>	<u>10,825</u>	<u>707</u>	<u>5,609</u>	<u>710</u>	<u>5,223</u>
EFFECTIVE	8,776	69,530		405	3,226	1,245	9,478	1,304	10,437	693	5,425	665	4,777
NON-EFFECTIVE	262	3,009		15	165	35	361	36	388	14	184	45	446
PER CENT EFFECTIVE . . .	97.1	95.9		96.4	95.1	97.2	96.3	97.3	96.4	98.1	97.1	93.6	91.4
Railroad Lines & Bridges .	1,783	12,697	17.5	97	728	313	2,067	295	2,208	198	1,484	85	544
Highways & Highway Bridges	768	5,829	8.0	58	448	75	461	101	799	110	828	64	397
Industrial Plants and Storage Facilities . . .	869	7,397	10.2	62	547	362	2,973	232	2,020	39	333	6	48
Airfields	462	3,689	5.1	21	166	2	17	-	-	-	-	-	-
Ports and Harbors	149	1,236	1.7	-	-	55	452	27	254	35	278	31	242
Marshalling Yards	1,537	12,985	17.9	133	1,081	329	2,657	360	2,975	211	1,866	21	175
Communication and Supply Centers	2,072	17,470	24.1	-	-	-	-	-	-	-	-	431	3,363
Battle Line Targets	885	8,177	11.2	32	256	98	851	243	2,181	72	636	-	-
Miscellaneous (Leaflet, Flare Drop, etc.) . . .	251	50	.06	2	-	11	-	46	-	28	-	27	8

	DECEMBER		1951 JANUARY		FEBRUARY		MARCH		APRIL		MAY		JUNE	
	Sorties	Tonnage	Sorties	Tonnage	Sorties	Tonnage	Sorties	Tonnage	Sorties	Tonnage	Sorties	Tonnage	Sorties	Tonnage
T O T A L	<u>729</u>	<u>5,482</u>	<u>784</u>	<u>6,749</u>	<u>687</u>	<u>6,213</u>	<u>797</u>	<u>6,373</u>	<u>556</u>	<u>4,341</u>	<u>558</u>	<u>4,701</u>	<u>470</u>	<u>3,793</u>
EFFECTIVE	714	5,305	763	6,495	676	6,021	769	6,056	544	4,150	544	4,540	454	3,620
NON-EFFECTIVE	15	177	21	254	11	192	28	317	12	191	14	161	16	173
PER CENT EFFECTIVE . . .	97.5	96.7	97.3	96.2	98.3	96.9	96.4	95.3	97.8	95.6	97.4	96.5	96.5	95.4
Railroad Lines & Bridges .	93	637	82	550	216	1,714	153	1,020	145	1,012	55	378	51	355
Highways & Highway Bridges	24	193	21	150	33	315	235	1,962	38	228	1	6	8	42
Industrial Plants and Storage Facilities . . .	16	126	28	226	68	661	50	421	6	42	-	-	-	-
Airfields	8	64	39	362	17	161	44	322	145	1,135	94	786	92	676
Ports and Harbors	-	-	-	-	1	10	-	-	-	-	-	-	-	-
Marshalling Yards	106	828	129	1,185	94	893	70	621	1	13	44	371	39	320
Communication and Supply Centers	437	3,457	433	4,022	244	2,267	168	1,457	138	1,162	123	932	98	810
Battle Line Targets	-	-	-	-	-	-	28	253	58	558	208	2,042	146	1,400
Miscellaneous (Leaflet, Flare Drop, etc.) . . .	30	-	31	-	3	-	21	-	13	-	19	25	20	17

SOURCE: FEAF Bomber Command Digest.

TABLE 56 - AIRCRAFT ON HAND - FEAF

(Figures are as of end of Month)

Type and Model	FISCAL YEAR 1951												
	Jun 1950	Jul	Aug	Sep	Oct	Nov	Dec	Jan 1951	Feb	Mar	Apr	May	Jun
TOTAL AIRCRAFT.	1,199	1,449	1,707	1,692	1,676	1,750	1,846	1,824	1,817	1,854	1,805	1,772	1,833
Bomber	94	166	226	221	234	227	221	209	198	217	211	240	261
B-26	67	79	77	76	136	131	122	111	99	117	118	139	158
B-29	27	87	149	145	98	96	99	98	99	100	92	100	102
B-17	-	-	-	-	-	-	-	-	-	-	1	1	1
Fighter	630	755	772	734	693	723	828	844	881	906	862	789	812
F-51	47	190	213	192	173	159	248	300	317	301	301	268	246
F-80	543	528	522	507	486	429	403	384	364	342	321	290	267
F-82	40	37	37	35	34	33	31	28	26	24	24	22	23
F-84	-	-	-	-	-	76	72	97	107	106	102	100	173
F-86	-	-	-	-	-	26	74	86	84	102	100	95	89
F-94	-	-	-	-	-	-	-	-	-	15	14	14	14
Reconnaissance	30	47	107	118	132	133	136	119	119	116	118	124	120
RB-17	2	2	4	4	4	4	4	4	4	4	4	4	4
RB-26	-	-	16	25	22	22	22	20	20	20	23	27	26
RB-29	1	4	31	35	12	13	13	13	13	13	13	13	13
WB-29	-	-	-	-	22	22	21	23	24	23	23	26	26
RB-45	-	-	-	-	3	3	2	2	2	2	2	2	2
RC-45	6	6	6	6	6	6	6	6	6	6	6	6	6
RF-51	-	-	-	-	12	12	12	11	10	9	8	8	7
RF-80	21	35	50	48	51	51	56	40	40	39	39	38	36
Search & Rescue	4	2	34	29	30	34	37	35	31	34	35	39	40
SA-16	-	-	4	4	4	7	12	12	10	13	13	16	17
SB-17	4	2	24	19	19	18	16	15	14	14	14	14	13
SB-29	-	-	4	4	6	8	8	7	7	7	7	7	7
SC-46	-	-	1	1	1	1	1	1	-	-	-	-	-
SH-5	-	-	1	1	-	-	-	-	-	-	1	2	2
SL-5	-	-	-	-	-	-	-	-	-	-	-	-	1
Cargo	163	194	269	301	302	361	377	382	377	374	375	377	385
C-45	27	27	25	25	25	25	24	24	23	22	22	22	22
C-46	41	41	40	39	38	86	83	77	75	75	75	74	74
C-47	55	84	91	98	105	118	103	116	112	111	111	115	128
C-54	29	31	30	29	28	25	62	64	64	64	68	64	63
C-117	-	-	-	-	-	-	-	-	-	-	-	-	1
C-119	-	-	73	99	95	95	93	92	91	90	89	90	87
C-121	-	-	-	-	-	-	-	1	1	1	-	1	1
CB-17	1	1	1	1	1	1	1	1	1	1	1	1	1
VB-17	10	10	9	9	9	10	10	10	10	10	9	9	8
VC-121	-	-	-	1	1	1	1	-	-	-	-	-	-
Trainer	205	202	195	188	185	177	170	167	162	158	154	152	149
T-6	136	135	127	121	116	110	104	101	97	94	87	87	85
T-7	23	23	23	23	23	23	22	22	22	21	21	21	20
T-33	32	30	30	29	29	27	27	27	26	26	26	24	24
TB-26	14	14	14	14	14	14	16	15	15	15	18	18	18
TC-47	-	-	1	1	1	1	1	-	-	-	-	-	-
TF-51	-	-	-	-	2	2	-	-	-	-	-	-	-
TB-17	-	-	-	-	-	-	-	2	2	2	2	2	2
Communication	9	23	45	42	45	44	43	45	41	41	43	45	61
L-5	9	23	33	31	29	27	27	27	24	24	23	22	36
H-5	-	-	12	11	16	17	16	18	17	17	20	22	24
YH-19	-	-	-	-	-	-	-	-	-	-	-	1	1
TOTAL AIRPLANES	1,135	1,389	1,648	1,633	1,621	1,699	1,812	1,801	1,089	1,846	1,798	1,766	1,828
Glider	37	34	34	34	34	34	18	18	3	3	3	3	3
G-4	37	34	34	34	34	34	18	18	3	3	3	3	3
Aerial Target	27	26	25	25	21	17	16	5	5	5	4	3	2
Q-14	27	26	25	25	21	17	16	5	5	5	4	3	2

SOURCE: Aircraft Materiel Division D/Statistical Services DCS/C

TABLE 57 - MILITARY AIR TRANSPORT SERVICE ACTIVITY IN AIR EVACUATIONS
OF KOREAN WAR CASUALTIES - BODIES ONLY - FY 1951

(Data below include both battle and non-battle casualties and represent net individuals evacuated from Japan to Hickam Field and not the number of times individuals were moved from location to location enroute. These data will not agree with those of Table because of cut off dates.)

Evacuations By Date	Total	Mental			Disease		Wounded		Injured	
		Severe	Moderate	Mild	Litter	Ambulatory	Litter	Ambulatory	Litter	Ambulatory
Total - All Branches of Services (26 June 1950 through 7 July 1951)	23,365	360	157	1,737	898	2,275	a/ 8,422	3,522	3,658	2,336
US AIR FORCE										
USAF - Total (26 June 1950 through 7 July 1951)	371	13	8	37	52	114	46	19	53	29
26 Jun '50 through 18 Dec '50	100	1	2	14	8	17	29	12	12	5
19 Dec '50 through 29 Dec '50	5	-	-	-	-	2	1	-	1	1
30 Dec '50 through 28 Jan '51	16	-	-	5	2	2	1	-	4	2
29 Jan '51 through 27 Feb '51	22	1	1	-	3	6	3	4	2	2
28 Feb '51 through 29 Mar '51	58	1	-	5	9	22	9	1	8	3
30 Mar '51 through 28 Apr '51	48	2	1	2	9	22	1	-	7	4
29 Apr '51 through 28 May '51	61	3	2	4	10	19	1	1	13	8
29 May '51 through 27 Jun '51	40	2	-	1	8	17	1	1	6	4
28 Jun '51 through 7 Jul '51	21	3	2	6	3	7	-	-	-	-
US ARMY										
US Army - Total (26 June 1950 through 7 July 1951)	16,881	235	118	722	569	1,484	7,558	3,069	2,254	872
26 Jun '50 through 18 Dec '50	8,115	77	53	539	178	292	4,292	1,399	988	297
19 Dec '50 through 29 Dec '50	428	6	2	6	9	13	143	43	195	11
30 Dec '50 through 28 Jan '51	1,076	9	5	25	28	96	423	189	225	76
29 Jan '51 through 27 Feb '51	1,274	21	10	23	46	103	426	191	312	142
28 Feb '51 through 29 Mar '51	1,461	31	13	34	89	189	575	273	167	90
30 Mar '51 through 28 Apr '51	1,269	23	11	20	42	171	522	244	158	78
29 Apr '51 through 28 May '51	1,124	19	8	29	76	232	379	223	92	66
29 May '51 through 27 Jun '51	1,623	38	13	30	67	275	637	390	94	79
28 Jun '51 through 7 Jul '51	511	11	3	16	34	113	161	117	23	33
US NAVY										
US Navy - Total (26 June 1950 through 7 July 1951)	1,129 a/	63	14	362	101	289	a/ 60	34	107	99
26 Jun '50 through 18 Dec '50	236	8	2	51	17	31	39	14	43	31
19 Dec '50 through 29 Dec '50	55	-	-	16	3	9	4	2	4	17
30 Dec '50 through 28 Jan '51	102	-	-	35	16	30	3	4	8	6
29 Jan '51 through 27 Feb '51	123	6	7	45	12	31	6	5	7	4
28 Feb '51 through 29 Mar '51	a/ 139	16	1	59	12	27	a/ 3	3	10	8
30 Mar '51 through 28 Apr '51	160	8	-	56	16	55	2	4	9	10
29 Apr '51 through 28 May '51	104	8	1	26	14	31	2	-	10	12
29 May '51 through 27 Jun '51	160	13	2	58	8	56	1	2	12	8
28 Jun '51 through 7 Jul '51	50	4	1	16	3	19	-	-	4	3
US MARINES										
US Marines - Total (26 June 1950 through 7 July 1951)	4,851	34	16	602	143	350	749	395	1,234	1,328
26 Jun '50 through 18 Dec '50	2,203	6	4	182	35	70	408	186	703	609
19 Dec '50 through 29 Dec '50	798	2	1	42	4	22	93	60	154	420
30 Dec '50 through 28 Jan '51	395	-	1	33	35	40	76	45	88	77
29 Jan '51 through 27 Feb '51	185	4	4	58	7	40	23	17	16	16
28 Feb '51 through 29 Mar '51	244	6	-	47	7	37	31	22	50	44
30 Mar '51 through 28 Apr '51	239	4	-	46	13	43	15	15	63	40
29 Apr '51 through 28 May '51	174	-	-	36	11	34	22	11	33	27
29 May '51 through 27 Jun '51	440	8	4	106	21	46	66	29	94	66
28 Jun '51 through 7 Jul '51	173	4	2	52	10	18	15	10	33	29

TABLE 57 - MILITARY AIR TRANSPORT SERVICE ACTIVITY IN AIR EVACUATIONS
OF KOREAN WAR CASUALTIES - BODIES ONLY - FY 1951 - CONTINUED

Evacuations By Date	Total	Mental			Disease		Wounded		Injured	
		Severe	Mod- erate	Mild	Litter	Ambu- latory	Litter	Ambu- latory	Litter	Ambu- latory
CIVILIANS										
<u>Civilian - Total (26 June 1950 through 7 July 1951)</u>	<u>111</u>	<u>14</u>	<u>1</u>	<u>13</u>	<u>30</u>	<u>37</u>	<u>2</u>	<u>2</u>	<u>7</u>	<u>5</u>
26 Jun '50 through 18 Dec '50	8	-	-	3	-	2	1	1	-	1
19 Dec '50 through 29 Dec '50	-	-	-	-	-	-	-	-	-	-
30 Dec '50 through 28 Jan '51	3	-	-	-	1	1	-	-	1	-
29 Jan '51 through 27 Feb '51	3	-	-	-	-	1	1	-	1	-
28 Feb '51 through 29 Mar '51	15	3	-	-	3	8	-	-	1	-
30 Mar '51 through 28 Apr '51	15	2	-	3	5	3	-	-	1	1
29 Apr '51 through 28 May '51	34	3	-	2	12	16	-	-	1	-
29 May '51 through 27 Jun '51	24	6	1	5	5	4	-	-	1	2
28 Jun '51 through 7 Jul '51	9	-	-	-	4	2	-	1	1	1
FOREIGN GOVERNMENT										
<u>Foreign Government - Total (26 June 1950 through 7 July 1951)</u>	<u>22</u>	<u>1</u>	<u>-</u>	<u>1</u>	<u>3</u>	<u>1</u>	<u>7</u>	<u>3</u>	<u>3</u>	<u>3</u>
26 Jun '50 through 28 Apr '51	1	-	-	-	-	-	1	-	-	-
29 Apr '51 through 28 May '51	12	1	-	1	1	1	1	2	2	3
29 May '51 through 7 Jun '51	-	-	-	-	-	-	-	-	-	-
8 Jun '51 through 27 Jun '51	-	-	-	-	-	-	-	-	-	-
28 Jun '51 through 7 Jul '51	9	-	-	-	2	-	5	1	1	-

^{a/} Includes 1 Coast Guard.

^{b/} Navy and Coast Guard.

Source: Comptroller, Statistical Services Division, Military Air Transport Service.

TABLE 58 - MEDICAL AIR EVACUATION OF MILITARY PERSONNEL PATIENTS BY MATS - FY 1951

(The table below indicates World Wide Movements of all types of patients of all services.)

Date	Patient Movement			Patient Miles Flown			Average Miles Per Patient Flown		
	Total	Domestic	Foreign	Total	Domestic	Foreign	Total	Domestic	Foreign
<u>Total . . .</u>	<u>131,639</u>	<u>69,905</u>	<u>61,734</u>	<u>256,811,968</u>	<u>72,360,150</u>	<u>184,451,818</u>	<u>1,950.88</u>	<u>1,035.12</u>	<u>2,987.85</u>
(1950)									
July	3,279	1,805	1,474	6,404,283	1,554,870	4,849,413	1,953.12	861.42	3,289.97
August	5,968	3,064	2,904	16,120,955	3,362,588	12,758,367	2,701.23	1,097.45	4,393.38
September	13,715	5,740	7,975	29,594,168	7,095,915	22,498,253	2,157.79	1,236.22	2,821.10
October	12,318	7,512	4,806	21,864,294	8,663,219	13,201,075	1,774.99	1,153.25	2,746.79
November	9,149	5,075	4,074	16,480,096	4,944,886	11,535,210	1,801.30	974.36	2,831.42
December	23,222	10,153	13,069	51,708,757	11,915,120	39,793,637	2,226.71	1,173.56	3,044.89
(1951)									
January	10,797	6,219	4,578	20,162,145	5,941,655	14,220,490	1,867.38	955.40	3,106.27
February	10,129	5,696	4,431	18,166,917	5,311,034	12,855,883	1,793.55	932.09	2,901.35
March	10,723	5,948	4,775	19,540,782	5,851,980	13,688,802	1,822.32	983.86	2,866.76
April	9,722	5,720	4,002	17,018,174	5,578,179	11,439,995	1,750.48	975.21	2,858.57
May	10,359	6,213	4,146	17,648,189	5,789,529	11,858,660	1,703.66	931.84	2,860.26
June	12,258	6,758	5,500	22,103,208	6,351,175	15,752,033	1,803.16	939.80	2,864.01

Source: Comptroller, Statistical Services Division, Military Air Transport Service.

CHART - 3

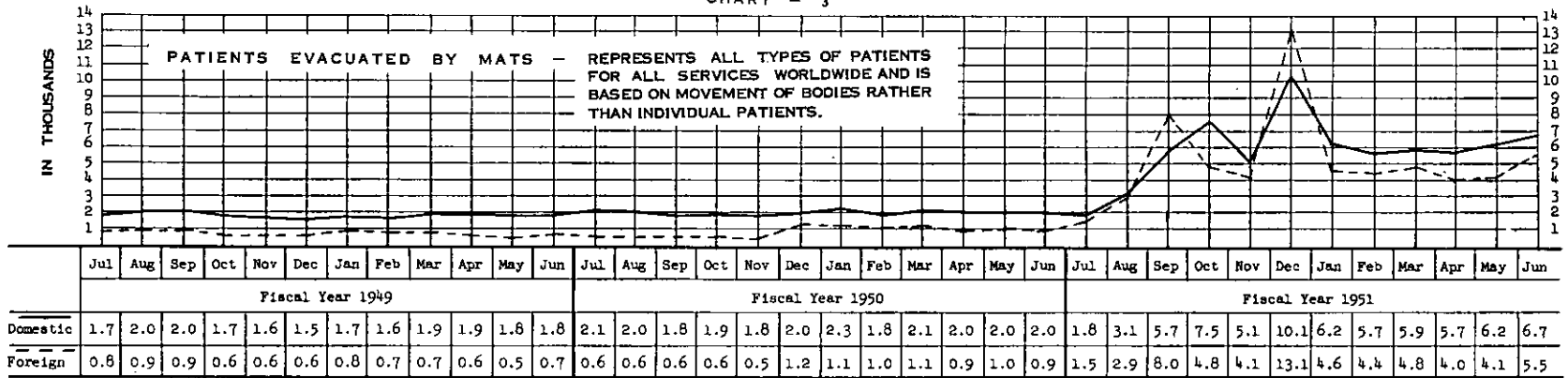


CHART - 4

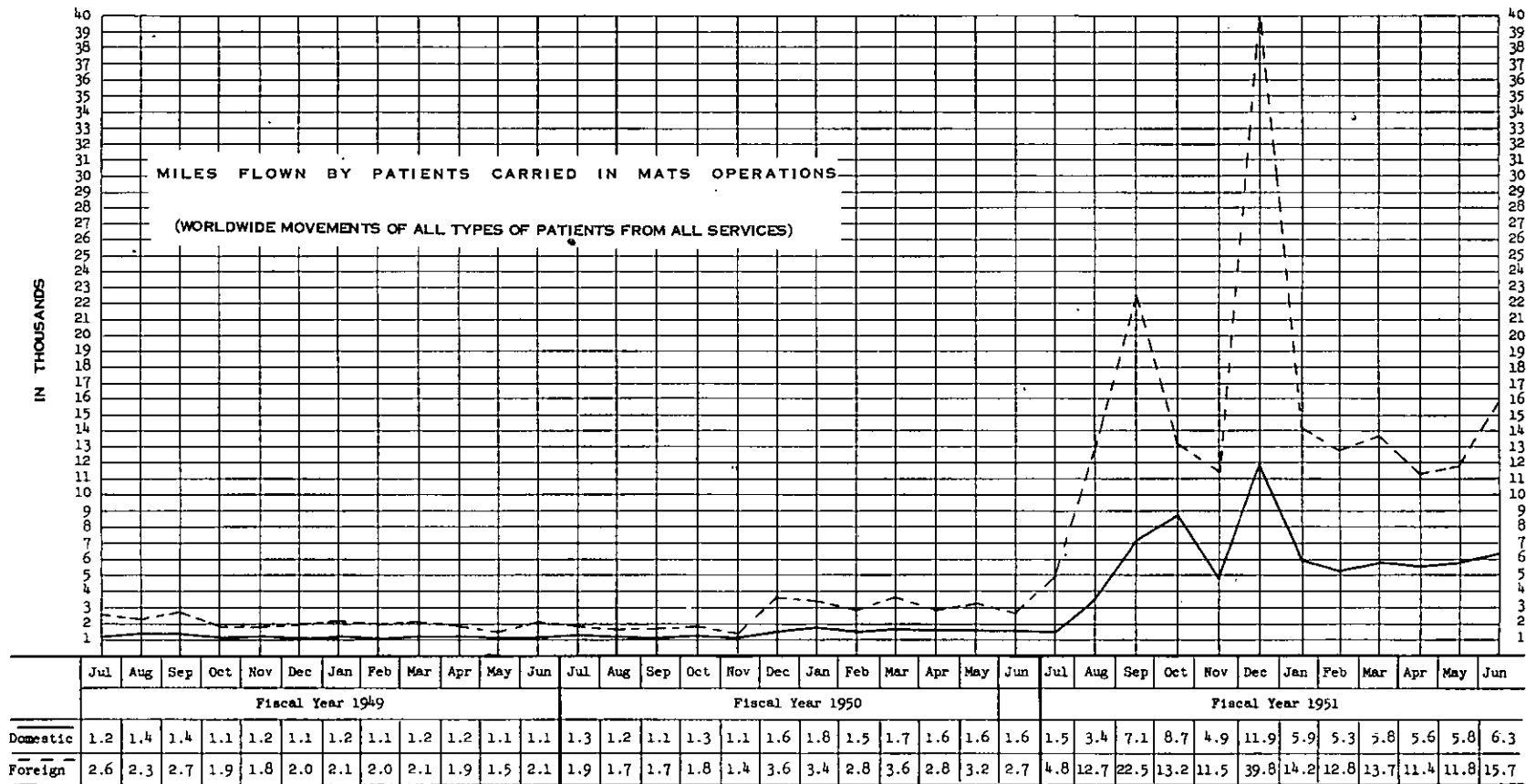


TABLE 59 -- MEDICAL AIR EVACUATION OF CASUALTIES FROM JAPAN BY TYPE OF CASUALTY -- FY 1951

(Table represents body departures, and not movements of patients who were transported to all points of destination. Includes patients of all services.)

Evacuations	Total	Jul (1950)	Aug	Sep	Oct	Nov	Dec	Jan (1951)	Feb	Mar	Apr	May	Jun
No. of Patients - Total	27,114	493	1,185	3,494	1,843	1,818	6,291	1,926	1,973	2,095	1,751	1,792	2,453
Non-War Patients - Total	4,896	343	207	557	410	357	610	480	349	368	394	367	454
Litter	2,383	199	108	313	274	168	310	196	152	165	167	149	182
Ambulatory	2,513	144	99	244	136	189	300	284	197	203	227	218	272
War Casualties - Total	22,218	150	978	2,937	1,433	1,461	5,681	1,446	1,624	1,727	1,357	1,425	1,999
Litter	14,728	119	739	2,298	1,065	1,026	3,482	934	1,048	1,109	868	817	1,223
Ambulatory	7,490	31	239	639	368	435	2,199	512	576	618	489	608	776

Source: Comptroller, Statistical Services Division, Military Air Transport Service.

TABLE 60 - MEDICAL AIR EVACUATION OF WAR CASUALTIES FROM JAPAN BY TYPE OF CASUALTY - FY 1951

(Table represents body departures, and not movements of patients who were transported to all points of destination. Includes patients of all services.)

Type	Total	Jul (1950)	Aug	Sep	Oct	Nov	Dec	Jan (1951)	Feb	Mar	Apr	May	Jun
War Casualties - Total	22,218	150	978	2,937	1,433	1,461	5,681	1,446	1,624	1,727	1,357	1,425	1,999
Mental	1,934	19	131	166	147	207	375	110	184	166	111	106	212
Other Diseases	2,273	1	49	73	90	150	424	247	257	267	192	271	252
Wounded	12,012	94	603	2,321	972	731	2,090	636	905	919	778	788	1,175
Injured	5,999	36	195	377	224	373	2,792	453	278	375	276	260	360

Source: Comptroller, Statistical Services Division, Military Air Transport Service.

TABLE 61 - MEDICAL AIR EVACUATION OF MILITARY PERSONNEL THROUGH US PORTS, BY MATS - JAN 1951 THROUGH JUN 1951

(Data represents patients (actual individuals) who entered Continental US ports from overseas areas and include patients of all services. Korean figures are not available. July 1950 through December 1950 data were not compiled.)

Total	January 1951	February	March	April	May	June
14,593	2,503	2,345	2,334	2,194	2,313	2,904

Source: Medical Air Evacuation Division, Office of Air Surgeon, Military Air Transport Service.

TABLE 62 - AIRCRAFT (BY MODEL) USED IN TRANSPORTING PATIENTS FROM JAPAN - FY 1951

(Table represents body departures, and not movements of patients who were transported to all points of destination. Includes patients of all services.)

Nomenclature	Total	Jul (1950)	Aug	Sep	Oct	Nov	Dec	Jan (1951)	Feb	Mar	Apr	May	Jun
Trips Flown - Total	872*	16	35	112	54	46*	211	60	71	71	59	55	82
C-54 Aircraft	677	14	26	89	30	24	184	42	62	56	43	41	66
C-97 Aircraft	194	2	9	23	24	21	27	18	9	15	16	14	16
Patients Moved - Total	27,114*	493	1,185	3,494	1,843	1,818*	6,291	1,926	1,973	2,095	1,751	1,792	2,453
C-54 Aircraft	16,775	366	685	2,242	767	649	4,629	963	1,501	1,317	993	1,030	1,633
C-97 Aircraft	10,338	127	500	1,252	1,076	1,168	1,662	963	472	778	758	762	820
Average No. Patients Per Trip - Total	31.09*	30.81	33.86	31.20	34.13	39.52*	29.81	32.10	27.79	29.51	29.68	32.58	29.91
C-54 Aircraft	24.78	26.14	26.35	25.19	25.57	27.04	25.16	22.93	24.21	23.52	23.09	25.12	24.74
C-97 Aircraft	53.29	63.50	55.56	54.43	44.83	55.62	61.56	53.50	52.44	51.87	47.37	54.43	51.25

*Includes 1 C-121.

Source: Comptroller, Statistical Services Division, Military Air Transport Service.

TABLE 63 - MATS OPERATIONS FROM US (McCHORD AND TRAVIS) TO POINTS IN PACIFIC,
INCLUDING TOKYO - FY 1951

Type of Carrier	FIRST HALF FY 1951									
	25 June (1950) Through August	September	October	November	December					
Departures By Month ^{a/} (Number Aircraft Departed By Month)										
<u>Departures - Total</u>	850	618	551	401	480					
Military Carrier	347	276	252	218	178					
Contract Carrier	471	308	261	145	269					
United Nations	32	34	38	38	33					
Tonnage Departed By Month										
	Total	Tokyo b/	Total	Tokyo b/	Total	Tokyo b/	Total	Tokyo b/	Total	Tokyo b/
<u>Total</u>	4660.7	4079.7	3305.4	2957.3	2716.6	2435.9	1869.9	1632.4	2599.9	2237.3
Military Carrier	1964.9	1467.5	1499.0	1161.6	1261.9	987.9	1059.9	837.6	1202.1	854.9
Contract Carrier	2489.6	2406.0	1626.6	1615.9	1277.4	1270.7	643.3	632.4	1231.5	1220.6
United Nations	206.2	206.2	179.8	179.8	177.3	177.3	166.7	162.4	166.3	161.8
Passengers Departed By Month										
<u>Total</u>	21,786	19,717	13,011	11,829	10,536	9,573	6,119	5,371	6,118	4,738
Military Carrier	9,560	7,758	5,229	4,067	3,417	2,467	2,829	2,116	2,045	725
Contract Carrier	11,192	10,925	7,040	7,020	6,272	6,259	2,580	2,545	3,593	3,533
United Nations	1,034	1,034	742	742	847	847	710	710	480	480
Type of Carrier	LAST HALF FY 1951									
	January (1951)	February	March	April	May	June				
Departures By Month ^{a/} (Number Aircraft Departed By Month)										
<u>Departures - Total</u>	566	520	466	518	487	453				
Military Carrier	171	101	89	124	134	104				
Contract Carrier	364	376	330	357	313	306				
United Nations	31	43	47	37	40	43				
Tonnage Departed By Month										
	Total	Tokyo b/	Total	Tokyo b/	Total	Tokyo b/	Total	Tokyo b/	Total	Tokyo b/
<u>Total</u>	3003.9	2539.6	2544.4	1986.0	2436.6	1839.6	2845.6	2178.5	2628.2	2091.3
Military Carrier	1083.8	631.0	533.6	268.8	590.1	332.2	851.1	434.5	867.2	559.2
Contract Carrier	1748.7	1737.2	1851.5	1557.9	1670.3	1331.2	1866.9	1616.4	1616.4	1387.5
United Nations	171.4	171.4	159.3	159.3	176.2	176.2	127.6	127.6	144.6	144.6
Passengers Departed By Month										
<u>Total</u>	6,785	5,652	5,657	4,343	5,067	3,339	5,573	3,753	5,271	3,835
Military Carrier	1,294	188	464	242	527	188	233	184	737	548
Contract Carrier	4,862	4,835	4,572	3,480	3,969	2,580	4,753	2,982	4,009	2,762
United Nations	629	629	621	621	571	571	587	587	525	525

^{a/} McChord and Travis to all FEAF stations in the Pacific Area.

^{b/} Amount of total actually arriving in Tokyo.

Source: Comptroller, Statistical Services Division, Military Air Transport Service (through SC-U-87).

TABLE 64 - AIR BASE FACILITIES IN FEAF BY AREA AS OF 30 JUN 1951

Airfield By Area	Class	RUNWAYS				HARDSTANDS		APRONS			Aviation Fuel Bulk Storage Capacity Barrels	Remarks	
		No.	Length (Ft)	Width (Ft)	Surface	Gross Load By Type Aircraft	Number	Surface	Warmup (Sq Ft)	Service (Sq Ft)			Parking (Sq Ft)
<u>TOKYO</u>													
Kisarazu	AB	3	(a/ 6,000 4,954 b/ 2,953	150 270 270	ACON&CCON ACON ACON	(C-47 (F-51	-	-	433,500	-	240,489	(3,100 (11,000	a/ Not in Use
Atsugi	NAS	1	6,000	150	CCON	C-54	-	-	(80,000 (160,000	460,000	838,000	22,000	Transferred to Navy
Haneda	AB	2	(5,300 7,000	150 150	ACON ACON	(C-54 (B-29	-	-	45,000	-	3,269,070	22,500	MATS International
Johnson	AB	1	6,000	150	CCON	C-54	(51 (7	SST PSP	285,000	86,634	180,673	18,570	
Konoike	AAB	2	(5,237 4,984	262 262	CCON CCON	F-51	-	-	-	-	-	-	RWY Condition Poor
Mito East	AAB	1	3,155	238	(CCON& PSP	T-6	-	-	-	-	-	-	(NE Overrun 383' PSP; SW Overrun 795' PSP; Used as Air to Ground Gunnery Range Radar Site
Shiroi	AAB	1	4,970	328	CCON	AT-6	-	-	-	-	224,415	-	
Tachikawa	AB	2	(a/ 5,000 c/ 4,400	150 330	ACON ACON	(C-54 (C-46	8	CCON	200,000	2,531,998	b/ 816,000	12,500	{a/ b/ N Overrun 850' S 950' c/ Includes FEAMCOM Apron Non Operational
Yokota	AB	1	8,000	150	CCON	B-29	(39 (23 (37	PSP CCON SST	358,000	475,226	114,960	76,990	1,000' Overrun Each End
<u>NAGOYA</u>													
Hanshin (Taisho)	AAB	2	(5,226 4,236	328 328	CCON CCON	C-46	-	-	-	-	-	-	
Hamamatsu	AAB	1	4,593	328	CCON	B-17	-	-	-	805,527	-	-	Encroachment
Itami	AB	2	(6,000 4,275	328 328	CCON CCON	B-29 C-54	1	ACON	245,086	528,000	328,000	3,000	
Komaki	AB	1	7,500	150	CCON	C-54	1	CCON	135,000	135,000	577,503	(12,500 (22,000	
Yaizu (Fujieda)	AAB	1	4,921	262	CCON	B-26	-	-	-	-	164,800	-	
<u>KYUSHU</u>													
Ashiya	AB	1	a/ 5,650	165	CCON	C-54	-	-	164,600	370,700	1,594,600	6,500	{a/ 350' Ext Under Cons 478' Overrun PSP
Brady	AAB	2	(4,300 3,300	150 264	PSP ACON	C-46	22	PSP	-	-	20,448	-	250' Gravel E End of RWY
Itazuke	AB	2	(c/ 7,250 a/ 5,000	150	ACON	C-54	(b/ 3) 33	ACON	-	(216,800 (a/ 620,000	1,550,629	25,500	{a/ Not in Use; b/ Under Construction c/ RWY Being Ext to 9,000' ACON RWY with 500' PSP Each End
Kanoya	AAB	2	(5,670 5,220	164 164	CCON GRAY	B-25 Non-Opri	-	-	-	-	900,000	-	
Miyazaki	AAB	2	(5,254 4,931	328 262	CCON CCON	T-6	1	CCON	211,870	623,091	9,500	-	Encroachment

Omura	AAB	1	2,700	100	CCON	L-5	-	-	-	-	-	-	-	-	-	-	-	RWY is 2970' with 270' Unserviceable Encroachment
Sone	AAB	1	4,940	198	CCON	F-51	2	CCON	-	-	-	-	-	-	-	-	-	
Tsuiki	AAB	1	7,000	130	PSP	F-51	-	-	-	150,000	30,000	16,000	-	-	-	-	-	
Hitoyoshi	AAB	1	4,920	164	CCON	T-6	-	-	-	-	-	-	-	-	-	-	-	
<u>NORTHERN HONSHU</u>																		
Matsushima	AAB	4	{ 6,000 a/ 4,890 a/ 4,215 a/ 3,831	{ 150 328 197 197	{ ACON-CCON CCON ACON ACON	{ C-54	{ -	{ -	{ -	{ 150,000	{ -	{ 806,888	{ 12,000	{ -	{ -	{ -	{ -	{ a/ Not in Use. Encroached. Courier 11th ABN Training Field.
Niigata	AAB	1	{ 6,000 8,500	{ 150 150	{ CCON CCON	{ C-54 C-54	{ a/ 25	{ CCON	{ -	{ 140,000	{ 150,000	{ -	{ 11,000	{ a/ Under Cons. Encroached TrainingFld Not in Use				
Misawa	AB	3	{ a/ 3,638 a/ 3,638	{ 250 250	{ CCON CCON	{ F-51 F-51	{ b/ 101	{ SST	{ (271,000) (b/ 80,000)	{ 473,446	{ 3,393,404	{ 61,500	{ b/ Under Cons Overrun 1,000' Each End Ground Force Responsible					
Hachinohe	AAB	1	3,935	328	CCON	C-46	-	-	-	-	708,152	-	-	-	-	-	-	Ground Force Responsible
Kabayama	AAB	1	3,839	258	CCON	B-25	-	-	-	-	-	-	-	-	-	-	-	Ground Force Responsible
Jimmachi	AAB	1	4,920	169	CCON	C-46	-	-	-	-	-	-	-	-	-	-	-	Ground Force Responsible
<u>SOUTHERN HONSHU</u>																		
Bofu	AAB	3	{ 5,300 a/ 4,900 a/ 3,800	{ 147 197 100	{ CCON CCON SST	{ C-54	{ -	{ -	{ -	{ 195,000	{ 175,000	{ 89,100	{ -	{ a/ Not in Use				
Iwakuni	AAB	1	{ 5,000 6,000	{ 150 150	{ CCON CCON	{ C-54 C-46	{ 2	{ ACON	{ -	{ -	{ 170,246	{ 28,089	{ 2,520	{ BCAIR				
Miho	AB	2	{ 4,053 4,053	{ 262 262	{ ACON ACON	{ C-47 C-47	{ 1	{ GRAV	{ 172,500	{ -	{ 1,143,378	{ 5,040	{ -	{ Ground Force Responsible. RWY Poor Condition				
Ozuki	AAB	1	3,800	198	CCON	C-47	-	-	-	-	316,500	-	-	-	-	-	-	Ground Force Responsible. RWY Poor Condition
Komatsu	AAB	2	{ 5,635 5,213	{ 328 328	{ CCON CCON	{ L-5	{ -	{ -	{ -	{ -	{ -	{ -	{ -	{ RWY Poor Condition				
<u>SHIKOKU</u>																		
Takamatsu	AAB	1	4,100	200	{ WaterBound MACADAM	F-51	-	-	-	-	-	23,948	-	-	-	-	-	Strip Only
Kochi (Gomen)	AAB	1	4,133	197	CCON	C-47	-	-	-	-	-	1,311,759	-	-	-	-	-	
<u>HOKKAIDO</u>																		
Chitose	AAB	2	{ b/ 6,000 3,900	{ 150 260	{ CCON ACON	{ B-25 C-47	{ 50,000 Sq Yds	{ -	{ a/ 80,000	{ 130,000	{ 356,000	{ a/ 4,749 b/ 11,000	{ a/ Under Construction RWY Being Ext to 7,000'					
Yakumo	AAB	1	6,000	150	CCON	F-80	-	-	a/ 160,000	a/ 180,000	{ Inc in (Service)	11,000	a/ Under Cons					
<u>IWO JIMA</u>																		
Central	AB	4	{ 9,800 9,800 3,400 3,600	{ 200 180 200 180	{ ACON GRADED ACON GRADED	{ B-29 UNK UNK C-47	{ 21	{ VOL ASH	{ 646,980	{ 800,000	{ 700,000	{ 20,000	{ -					
<u>IE SHIMA</u>																		
IE Shima	AAB	3	{ 7,000 7,000 5,600	{ 200 100 200	{ COWB COWB COWB	{ C-54	{ 324	{ COWB	{ 119,800	{ 57,250	{ 131,605	{ -	{ -					
<u>GUAM</u>																		
Harmon	AFB	1	7,150	200	SST	B-29	83	SST	563,000	3,260,000	933,986	-	-					
NW Guam	AAB	2	{ a/ 8,503 a/ 8,519	{ 180 150	{ ACON ACON	{ B-29	{ (25 (2	{ CORAL ACON	{ 1,831,649	{ 2,185,728	{ 4,768,270	{ 67,000	{ a/ 1,000' Overrun Each End (Coral) Total Island Aviation Fuel Stor- age 940,000 BBLs (Includes Navy)					
Andersen	AFB	2	{ a/ 8,500 a/ 8,500	{ 200 180	{ ACON ACON	{ B-29	{ (76 (80	{ ACON CORAL	{ 2,135,700	{ 1,162,072	{ 297,044	{ -	{ -					

TABLE 64 - AIR BASE FACILITIES IN FCAF BY AREA AS OF 30 JUN 1951 - CONTINUED

Airfield By Area	Class	RUNWAYS				HARDSTANDS		APRONS			Aviation Fuel Bulk Storage Capacity Barrels	Remarks	
		No.	Length (Ft)	Width (Ft)	Surface	Gross Load By Type Aircraft	Number	Surface	Warmup (Sq Ft)	Service (Sq Ft)			Parking (Sq Ft)
<u>OKINAWA</u>													
Awase	AAB	1	5,000	160	ACON	F-82	67	COWB	39,995	228,000	97,000	-	Poor Condition. 500' Overrun Each End (CORAL) SW Overrun 300' CSAP NW Overrun 1,600' COWB SW Overrun 50' CORAL NE Overrun 300' CORAL 500' Overrun Each End (CORAL) Not Opnl, Extensive Cons Required. Parallel RWYS. Transferred to Navy a/ Not Serviceable
Holo.	AAB	1	7,500	200	CSAP	B-29	89	CSAP	24,400	89,000	1,826,496	-	
Futema.	AAB	1	6,500	200	ACON	B-29	(29)	CORAL ACON	48,000	119,600	116,403	-	
Motobu.	AAB	1	7,000	100	COWB	F-80	51	COWB	91,000	213,800	120,597	-	
Naha.	AB	1	7,000	150	CSAP	B-29	-	-	61,060	405,350	3,301,890	70,000	
Kadena.	AB	2	(a/ 8,500 b/ 6,500)	200	ACON CORAL	B-29	87	(ACON CORAL)	351,000	735,000	53,985	150,000	
Yonabaru.	NAS	1	7,000	150	ACON	C-47	86	COWB	10,000	672,893	672,893	-	
Yontan.	AAB	2	(a/ 7,000 b/ 7,000)	150	ACON COWB	B-29	203	ACON	59,000	65,000	804,395	4,000	
<u>LUZON PI</u>													
Clark	AFB	2	(a/ 8,500 b/ 7,000)	150 100	CCON DAST	B-29 C-46	87	DAST	148,500	1,339,894	404,000	50,000	a/ 500' Overrun Each End b/ 300' Overrun Each End
<u>MIYAKO RYUKYUS</u>													
Miyako.	AAB	1	4,700	150	CORAL	C-47	-	-	-	-	-	-	-
<u>KOREA</u>													
K-1 Pusan	AB	1	6,000	150	PSP	(C-54, F-80, C-119)	-	-	-	-	739,800	13,000	500' Overrun Each End
K-2 Taegu	AB	2	("A" 6,800 "B" 4,000)	150 150	PSP	(C-54, F-80, C-119)	-	-	-	-	7,775,000	16,000	RWY "B" Usable, Will Close 20 Jul for 1 to 3 Mos; Extend to 9,000'
K-3 Yongil-Man.	AB	1	5,350	150	2" CCON	C-54, F-51	47	PSP	25,000	-	-	-	-
K-4 Sachon.	AB	1	5,150	190	2" CCON	C-54, F-51	-	-	-	-	60,000	-	-
K-5 Taejon.	AB	1	3,840	115	SOD	(C-47, Limited C-54)	-	-	-	-	779,000	-	NW Overrun 70'
K-6 Pyongtaek	AB	1	4,953	100	PSP	C-47, F-51	-	-	-	-	81,000	-	-
K-8 Kunsan	AB	1	a/ 2,750	150	SOD	C-47	7	CCON	-	-	-	-	a/ 9,000' RWY Under Cons
K-9 Pusan East.	AB	1	6,005	150	PSP	(C-54, F-80, C-119)	28	PSP	131,850	-	962,287	3,000	-
K-10 Chinhae.	AB	1	4,328	150	PSP	(Limited C-47, F-51)	-	-	54,000	-	880,727	13,000	-
K-13 Suwon.	AB	1	5,700	150	CCON 2.5"	C-54, F-86	-	-	-	-	100,000	12,000	-
K-14 Kimp'o.	AB	2	(6,200 3,710)	150 150	ASP	(C-54, F-80, C-47)	-	-	-	-	-	-	-
K-16 Seoul.	AB	1	3,500	150	PSP	(T-6, F-51, C-47)	-	-	-	-	90,000	-	-
K-18 Kangnung	AB	1	3,600	100	PSP	C-47	-	-	-	-	-	-	-

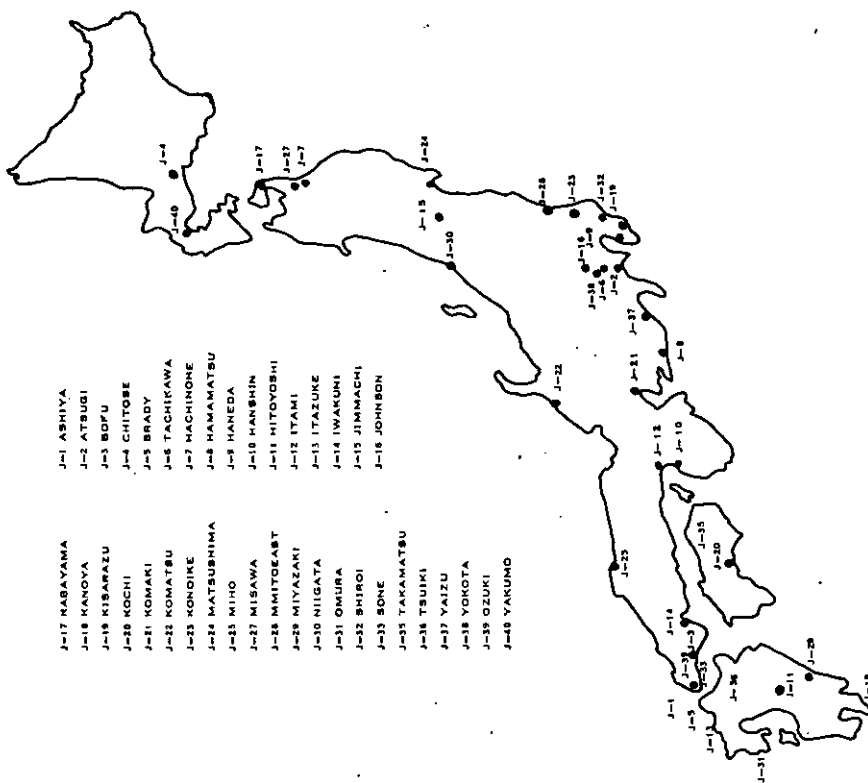
K-37 Taegu No. 2.	AB	1	4,000	150	SST	C-47	-	-	-	-	54,000	-	E Overrun 500'
K-38 Wonju.	AB	1	2,300	100	{ GRADED EARTH }	LIAISON	-	-	-	-	45,000	-	Emergency C-47
K-39 Cheju No. 1.	AB	1	4,000	350	SOD	C-46,C-47	-	-	-	-	-	-	ROK AF
K-40 Cheju No. 2.	AB	2	(5,248 6,000)	(87 57)	SOD	F-51,C-47	-	-	-	-	37,500	-	ROK AF
K-41 Chungju.	AB	1	2,950	150	{ SAND AND CLAY }	C-47	-	-	-	-	22,500	-	
K-42 Andong	AB	1	3,250	200	SAND	{ Limited C-47 }	-	-	-	-	45,000	-	
K-43 Kyongju.	AB	1	3,620	100	{ PACKED DIRT,SAND AND CLAY }	{ Limited C-47 }	-	-	-	-	-	-	
K-44 Chang Howon-NI	AB	1	3,400	150	{ SAND AND CLAY }	Limited C-47	-	-	-	-	523,000	-	
K-45 Yoju	AB	1	3,700	140	SAND	{ Limited C-47 }	-	-	-	-	642,000	-	500' Clear Zone Each End
K-46 Hoengsong.	AB	1	4,500	100	{ DIRT SANDY }	{ Good Wea- ther C-46, C-54,C-119 }	-	-	-	-	700,000	-	{ S Overrun 1,000' N Overrun 500'
K-47 Chungchon.	AB	1	a/ 4,200	140	{ DECOM- POSED GRANITE }	C-47	-	-	-	-	500,000	-	a/ ASP on RWY Under Cons
K-48 Iri.	AB	1	3,000	-	-	-	-	-	-	-	-	-	{ Old Jap Runway Useable But Not in Use
K-49 Seoule E	AB	-	-	-	-	-	-	-	-	-	-	-	{ A/P Site
K-50 Sukcho-R1.	AB	1	4,500	100	{ DECOM- POSED GRANITE }	C-47	-	-	-	-	166,000	-	

Note: AFB - Air Force Base
 AB - Air Base
 AAB - Auxiliary Air Base
 NAS - Naval Air Station
 ACON - Asphalt Concrete
 CCON - Cement Concrete
 COWB - Coral Waterbound
 CSAP - Crushed Stone Asphalt Penetrated
 CSWB - Crushed Stone Waterbound
 DAST - Double Asphaltic Surface Treatment
 GRAP - Gravel Asphalt Penetrated
 GRAV - Gravel
 PSP - Pierced Steel Plank
 SST - Single Asphaltic Surface Treatment

Source: FEAF Command Reference Book.

AIRFIELDS IN JAPAN
30 JUN 1951

- J-17 NABAYAMA
- J-18 KANOYA
- J-19 KISARAZU
- J-20 KOCHI
- J-21 KOMAKI
- J-22 KOMATSU
- J-23 KONDIKE
- J-24 MATSUBINMA
- J-25 MIHO
- J-27 MISAWA
- J-28 MIITOGEAST
- J-29 MIYAZAKI
- J-30 NIIGATA
- J-31 OMURA
- J-32 SHIROI
- J-33 SONE
- J-35 TAKAMATSU
- J-36 TSUKI
- J-37 YAIZU
- J-38 YOKOTA
- J-39 OZUKI
- J-40 YAKUMO
- J-1 ASHIYA
- J-2 ATSUBI
- J-3 CHITOSE
- J-4 BRADY
- J-5 TACHIKAWA
- J-6 HACHINOHE
- J-7 HAMAMATSU
- J-8 HANEDA
- J-9 HANSHIN
- J-10 HIROYOSHI
- J-11 ITAMI
- J-12 ITAZUKE
- J-13 IWAKUNI
- J-14 JIMMACHI
- J-15 JOHNSON



AIRFIELDS IN KOREA
30 JUN 1951

- K-1 PUSAN
- K-2 TAEJU
- K-3 YONGIL-MAN
- K-4 SACHON
- K-5 TAEJON
- K-6 PYONGTAEK
- K-8 KUNSAN
- K-9 PUSAN EAST
- K-10 CHINHAE
- K-11 SUWON
- K-12 KIMPO
- K-13 SEOUL
- K-14 KANGNUNG
- K-15 TAEJU NO. 1
- K-16 WONJU
- K-17 CHEJU NO. 1
- K-18 CHEJU NO. 2
- K-19 CHUNGU
- K-20 ANDONG
- K-21 KYONGJU
- K-22 CHANG HOWAN-NI
- K-23 YOJU
- K-24 HOENGSONG
- K-25 CHUNGCHON
- K-26 IRI
- K-27 BEOLU E.
- K-28 BUKCHO-RI



TABLE 65 - RUNWAY FACILITIES WITH COSTS IN JAPAN AND OKINAWA - 30 JUN 1951

(Runway lengths are in rounded feet.)

Airfields	Runway Facilities			Construction Cost a/
	Available 1 July 1950	New Construction July 1950 to June 1951	Under Construction June 1951	
<u>Japan</u>				
Ashiya	5,650	-	350	\$ 148,584
Brady	-	4,300	-	440,010
Eneda	7,000	-	-	258,531
Itami	6,000	-	-	35,428
Itazuke	7,250	-	1,500	1,123,400
Iwakuni	5,000	-	-	28,663
Johnson	6,000	-	-	149,977
Kisarazu	6,000	-	-	7,063
Komaki	7,500	-	-	165,703
Miho	6,000	-	-	103,340
Misawa	8,500	-	-	194,438
Tachikawa	5,000	-	-	489,485
Tsuiji	-	7,000	-	239,576
Yokota	8,000	-	-	413,284
<u>Okinawa</u>				
Kadena	8,500	-	-	1,075,169
Yontan	7,000	-	-	14,677

a/ Construction in Japan and Okinawa accomplished by contractual effort and consisted primarily of housing facilities. Costs shown are for providing facilities.

Source: FEAF Korean Air War Summary (25 June 1950 - 30 June 1951). FEAF AG No. 28804

TABLE 66 - RUNWAY FACILITIES IN KOREA - 30 JUN 1951

(Construction in Korea accomplished primarily by Engineer Troop effort with supplies drawn from Army Depots. This effort was supplemented by minor contractual effort. No cost estimates are indicated as comparative data is best shown by runway development. Average construction effort to place fields in operational condition: 4,000 Ft runway - 3 BN month; 7,000 Ft - 9,000 Ft runway - 5 BN month.)

Airfield	Avail- able 1 Jul 50	Avail- able 30 Jun 51	New Construc- tion FY 1951	Under Construc- tion FY 1951	Remarks
K-1 Pusan West a/	b/ 4,900	-	6,000	-	
K-2 Taegu-1 a/	b/ 4,810	-	6,800	9,000	
K-3 Pohang-Dong a/	b/ 4,850	b/ 4,850	5,300	-	
K-4 Sachon	b/ 5,150	b/ 5,150	-	-	Limited Operational Air Base
K-5 Taejon a/	b/ 3,840	-	3,840	-	
K-6 Pyongtaek	b/ 4,953	-	4,953	-	
K-7 Kwangju	b/ 3,775	b/ 3,775	-	-	Emergency Poor Condition
K-8 Kusan	b/ 2,750	-	-	9,000	New Runway
K-9 Pusan East	-	-	6,005	-	
K-10 Chinhae	b/ 3,220	-	4,328	-	
K-12 Mangun East	b/ 6,900	b/ 6,900	-	-	Emergency Poor Condition
K-13 Suwon-1 a/	b/ 5,125	-	5,700	7,000	
K-14 Kimpo	-	-	6,200	-	
K-16 Seoul	-	-	3,500	-	
K-18 Kangnung	b/ 3,025	b/ 3,025	3,600	-	
K-37 Taegu-2	-	-	4,000	-	
K-38 Wonju	-	-	2,300	-	
K-39 Cheju Do-1	4,000	4,000	-	-	Emergency
K-40 Cheju Do-2	6,000	6,000	-	-	Limited Operational Air Base
K-41 Chungju	-	-	2,950	-	Constructed for Cargo Type Aircraft for Combat Support
K-42 Andong-2	-	-	3,250	-	Constructed for Cargo Type Aircraft for Combat Support
K-43 Kyongju	-	-	3,620	-	Constructed for Cargo Type Aircraft for Combat Support
K-44 Changwon-Ni	-	-	3,400	-	Constructed for Cargo Type Aircraft for Combat Support
K-45 Yaju	-	-	3,700	-	Constructed for Cargo Type Aircraft for Combat Support
K-46 Hoengsong	-	-	4,500	-	Constructed for Cargo Type Aircraft for Combat Support
K-47 Chungchon	-	-	4,200	-	Constructed for Cargo Type Aircraft for Combat Support
K-50 Sukecho-Ri	-	-	4,500	-	Constructed for Cargo Type Aircraft for Combat Support

a/ Operational as of 1 July 1950.

b/ Estimated from graph.

Source: FEAF Korean Air War Summary (25 June 1950 - 30 June 1951). FEAF AG No. 28804

TABLE 67 - FEAF-TOTAL OPERATING COST - APR 1950 THROUGH JUN 1951

(FEAF Costs only and not to be construed as total costs of the Korean War.)

Area	April through June 1950	July through September 1950	October through December 1950	January through March 1951	April through June 1951
<u>Total</u>	\$ 60,011,549	\$ 127,921,657	\$ 174,197,023	\$ 177,831,826	\$ 191,548,556
Korea	-	78,761,972	117,441,933	117,923,756	135,226,738
Other Missions.	60,011,549	49,159,685	56,755,090	59,908,070	56,321,818

Source: FEAF-Korean Air War Summary.

TABLE 68 - FEAF-TOTAL COST BY MISSION - JUL 1950 THROUGH JUN 1951

(FEAF Costs only and not to be construed as total costs of the Korean War.)

By Type	July through September 1950	October through December 1950	January through March 1951	April through June 1951
<u>Area Defense - Total a/</u>	\$ 49,159,685	\$ 56,755,090	\$ 59,908,070	\$ 56,321,818
Aircraft Lost	8,578,971	7,716,116	6,807,611	5,060,245
Materiel	17,739,295	21,953,066	25,345,349	24,447,848
Payroll	22,841,419	27,085,908	27,755,110	26,813,725
<u>Korean Effort - Total</u>	\$ 78,761,972	\$ 117,441,933	\$ 117,923,756	\$ 135,226,738
Aircraft Lost	14,982,651	19,479,976	17,813,580	25,474,820
Materiel	46,416,194	71,339,730	65,709,062	69,452,544
Payroll	11,611,764	19,341,282	26,277,300	30,791,374
Estimated Other Spending .	5,751,363	7,280,945	8,123,814	9,508,000

a/ All Non-Korean costs are considered to be Area Defense.

Source: FEAF - Korean Air War Summary.

TABLE 69 - FEAF-COST OF ACTIVITIES - 1 JUL 1950 THROUGH 30 JUN 1951

(FEAF Costs only and not to be construed as total costs of the Korean War. Rounded to millions of dollars.)

Total	Bomber	Fighters	Cargo	Tactical Reconnaissance and Air Weather	Area Defense and Sea Rescue, All Other
<u>Total - (In Millions of Dollars)</u>	166	173	65	46	222

Source: FEAF - Korean Air War Summary.

TABLE 70.-- COMMAND INCREASE IN PERSONNEL AND COSTS -- JUN 1950 AND JUN 1951

(Includes indigenous personnel (other than Koreans) and yen expenditures. FEAF Costs only and not to be construed as total costs of the Korean War.)

Command	Personnel Assigned ^{a/}		Cost ^{b/}	
	June 1950	June 1951	June 1950	June 1951
<u>Total</u>	<u>87,033</u>	<u>150,596</u>	<u>\$ 17,555,057</u>	<u>\$ 46,578,320</u>
Commanding General (CG)	3,105	4,903	650,073	1,084,183
Judge Advocate (JA)	159	212	45,529	61,979
Inspector General (IG)	5,039	10,705	469,518	964,789
Air Surgeon (SURG)	1,445	3,692	296,691	802,139
Public Information Officer (PIO) . .	116	222	23,672	56,636
Adjutant General (AG)	1,030	1,530	179,091	287,822
Deputy for Comptroller (D/C)	1,278	1,736	277,795	395,319
Deputy for Personnel (D/P)	6,576	9,223	831,823	1,258,500
Deputy for Intelligence (D/I)	486	931	117,113	260,340
Deputy for Operations (D/O) ^{c/} . . .	8,494	19,581	2,895,951	20,795,420
Deputy for Materiel (D/M) ^{d/}	58,614	95,770	10,735,901	19,566,467
Chaplain (CHAP)	99	170	25,865	41,744
Other ^{e/}	592	1,921	1,006,035	1,002,982

^{a/} Does not include 98th BW(M), 307th BW(M), 61st TC GP and 4th TC Sq.

^{b/} Includes all FEAF costs except the costs of aircraft lost, Army support and payroll of TDY units in footnote ^{a/}.

^{c/} Aviation fuels, lubes, and ammo are reported in D/O.

^{d/} Ground POL is reported in D/M.

^{e/} Includes personnel and supplies furnished other services.

Source: FEAF - Korean Air War Summary.

TABLE 71 -- FEAF OBLIGATORY TREND -- FISCAL YEARS 1950 AND 1951

(FEAF Costs only and not to be construed as total costs of the Korean War. In millions of dollars. All figures are approximate.)

Obligations	Jul through Sep (1949)	Oct through Dec	Jan through Mar (1950)	Apr through Jun	Jul through Sep	Oct through Dec	Jan through Mar (1951)	Apr through Jun
Normal Obligations	19.0	16.5	12.5	17.0	13.0	17.5	19.0	28.0
Normal Obligations (Cumulative) . .	19.0	35.5	48.0	65.0	13.0	30.5	49.5	77.5
Korean Obligations	-	-	-	-	4.5	6.5	11.5	10.5
Korean Obligations (Cumulative) . .	-	-	-	-	4.5	11.0	22.5	33.0

Source: FEAF - Korean War Summary.

TABLE 72 - FEAF AIR INSTALLATIONS SPECIAL PROJECTS COST - FY'S 1950 AND 1951

(Excludes normal AIO maintenance and repair.)

Group	Fiscal Year 1950	Fiscal Year 1951
<u>FEAF - Total</u>		
FEAF Cost	3,528,684.93	14,941,229.70
Korean Cost	-	5,816,315.76
<u>20th Air Force</u>		
FEAF Cost	2,011,694.76	5,692,922.41
Korean Cost	-	587,706.40
<u>314th Air Division</u>		
FEAF Cost	511,744.56	4,080,810.06
Korean Cost	-	3,037,545.79
<u>13th Air Division</u>		
FEAF Cost	511,557.81	1,426,289.47
Korean Cost	-	2,359.51
<u>315th Air Division</u>		
FEAF Cost	314,106.55	2,227,981.92
Korean Cost	-	1,854,761.21
<u>FEAMCOM</u>		
FEAF Cost	120,294.39	1,140,825.49
Korean Cost	-	31,407.68
<u>Military Air Transport Service</u>		
FEAF Cost	59,286.86	372,400.35
Korean Cost	-	302,535.17

Source: FEAF - Korean Air War Summary, 25 June 1950 - 30 June 1951.

TABLE 73 - ADJUTANT GENERAL ACTIVITIES IN FEAF - FY 1951

(Estimated from a graphic presentation.)

By Type	Jun (1950)	Jul	Aug	Sep	Oct	Nov	Dec	Jan (1951)	Feb	Mar	Apr	May	Jun
<u>Volume of Mail a/</u>													
Incoming7	.9	1.5	1.3	1.8	3.3	4.3	2.8	3.9	2.4	2.7	2.7	2.5
Outgoing4	1.0	1.0	1.2	1.8	3.0	5.9	3.1	3.8	1.9	2.2	1.9	1.8
<u>Radios b/</u>													
Incoming	7.8	14.4	12.5	12.8	12.3	12.4	12.8	12.6	12.3	14.8	14.7	14.6	14.0
Outgoing	2.3	3.4	3.4	3.5	3.1	3.1	3.2	3.7	4.2	5.0	4.8	4.5	4.6
<u>Correspondence c/</u>													
Incoming	9.1	9.0	11.1	11.0	10.9	9.9	10.0	10.9	11.9	13.5	14.4	15.3	15.4
Outgoing	8.3	10.0	10.7	11.3	10.5	10.4	10.4	10.0	9.7	12.5	15.5	15.7	17.1

a/ In millions of pounds and includes personal and official mail handled by Air Force Post Offices in FEAF.

b/ In thousands of messages and includes only official communications of Hq. FEAF.

c/ In thousands of pieces and includes only official communications of Hq. FEAF.

Source: FEAF - Korean Air War Summary.

TABLE 74 - FEAF COMMUNICATIONS TRAFFIC ANALYSES - FY 1951

By Type	Jun (1950)	Jul	Aug	Sep	Oct	Nov	Dec	Jan (1951)	Feb	Mar	Apr	May	Jun
<u>Terminal Outgoing Messages a/</u>	2.8	4.1	4.0	4.2	4.0	4.1	4.5	4.5	4.5	5.3	4.6	3.6	3.9
<u>Relay Transmissions b/</u>	84	125	138	137	148	146	153	155	158	156	138	130	126
<u>Terminal Incoming Messages a/</u>	9.5	14.5	16.0	17.5	16.5	15.5	17.0	17.5	17.0	20.9	19.0	17.5	17.5
<u>Relay Word-Groups c/ .</u>	12.2	18.0	23.8	24.2	25.0	23.0	25.2	26.0	25.0	23.0	18.5	18.4	17.2

a/ In thousands of messages.

b/ In thousands of transmissions.

c/ Word groups in millions.

Source: FEAF - Korean Air War Summary.

TABLE 75 - AIR AND AIRWAYS COMMUNICATION SERVICE FACILITIES IN FEAF - JUN 1950 AND JUN 1951

By Area	Radio Beacons	Control Towers	GRD/Air Radio	MATCON Air Control Traffic	Weather Facilities	D/F Facilities	GCA Facilities
<u>FEAF Less Korea</u>							
June 1950.	20	19	10	6	8	6	10
June 1951.	35	22	9	6	12	7	14
<u>Korea</u>							
June 1950.	-	-	-	-	-	-	-
June 1951.	16	15	2	1	2	4	5

Source: FEAF - Korean Air War Summary.

TABLE 76 - AIR AND AIRWAYS COMMUNICATION, SERVICE OPERATIONS - JUN 1950 AND JUN 1951


Location	Ground/Air Radio (CW Contacts)	Ground/Air Radio (Voice Contacts)	GCA Facilities (Approaches)	D/F Facilities (Contacts)	Control Tower Facilities (Landings and Takeoffs)	Control Tower Facilities (Contacts)	MATCON Air Traffic Control (Aircraft Controlled)	Weather Facilities (Weather Group)
<u>FEAF-Total a/</u>								
June 1950.	20,591	21,261	2,871	324	38,665	188,564	9,729	312,397
June 1951.	24,328	35,491	7,157	1,680	122,803	513,266	26,535	1,088,689
<u>Korea</u>								
June 1950.	-	-	-	-	-	-	-	-
June 1951.	-	3,775	805	406	61,759	232,237	5,111	39,760

a/ Includes Korea.

Source: FEAF - Korean Air War Summary.

PART II.....

COMBAT UNITS AND CREWS



COMBAT UNITS AND CREWS

COMBAT UNITS

The tables in this area of the book are listed under Combat Groups and Squadrons but may be used in conjunction with tables of past issues designated as Tactical Units. In the World War II (1945) publication they were also designated as Combat Units. However, it is recommended that recipients interested in Combat Units of 1945 use tables as revised in the 1946 or 1947 "USAF Statistical Digest" in lieu of the 1945 publication since 1945 Units as originally published included training units during a part of the reporting period.

Activated units presented in the past and present are defined in AFR20-38.

For the convenience of the users of this book the following historical resume of Activated Combat Units has been tabulated:

Date	Groups and Corresponding Squadrons	Separate Squadrons	Date	Groups and Corresponding Squadrons	Separate Squadrons
<u>1941</u>			<u>(1947 Continued)</u>		
November	64 (217)	17	July	70 (196)	31
December	64 (216)	17	August	70 (196)	31
<u>1942</u>			September	70 (194)	33
March	89 (316)	21	October	70 (192)	36
June	101 (375)	25	November	70 (193)	35
September	117 (431)	22	December	70 (194)	34
December	136 (499)	20	<u>1948</u>		
<u>1943</u>			January	70 (210)	18
March	155 (562)	28	February	70 (210)	18
June	185 (668)	33	March	70 (210)	18
September	206 (739)	56	April	70 (210)	18
December	210 (744)	83	May	70 (210)	18
<u>1944</u>			June	70 (210)	18
March	222 (792)	92	July	70 (212)	18
June	234 (841)	87	August	70 (212)	17
September	239 (856)	91	September	61 (188)	17
December	242 (863)	100	October	58 (180)	17
<u>1945</u>			November	59 (183)	17
January	243 (863)	103	December	60 (186)	17
February	243 (863)	104	<u>1949</u>		
March	243 (861)	105	January	60 (187)	19
April	243 (861)	104	February	60 (188)	19
May	243 (861)	107	March	59 (185)	16
June	243 (857)	105	April	55 (173)	13
July	234 (815)	109	May	56 (176)	12
August	218 (750)	117	June	56 (177)	10
September	201 (677)	123	July	55 (174)	10
October	178 (598)	121	August	56 (175)	10
November	128 (428)	119	September	53 (167)	11
December	109 (352)	96	October	48 (154)	13
<u>1946</u>			November	48 (153)	13
January	89 (288)	90	December	48 (153)	13
February	81 (259)	81	<u>1950</u>		
March	71 (212)	72	January	48 (153)	13
April	65 (188)	74	February	48 (153)	13
May	60 (175)	68	March	48 (153)	13
June	54 (156)	66	April	48 (154)	13
July	52 (148)	65	May	48 (154)	13
August	52 (145)	65	June	48 (156)	13
September	52 (146)	65	July	48 (156)	13
October	53 (153)	55	August	50 (164)	13
November	54 (155)	50	September	51 (167)	14
December	52 (149)	49	October	58 (188)	14
<u>1947</u>			November	60 (195)	15
January	52 (149)	48	December	60 (196)	16
February	55 (154)	40	<u>1951</u>		
March	55 (156)	34	January	63 (205)	22
April	56 (159)	33	February	67 (220)	24
May	63 (174)	32	March	75 (237)	24
June	63 (174)	32	April	83 (264)	25
			May	86 (272)	26
			June	87 (272)	26

Figures for August 1949 through June 1950 have been increased by one group through May 1950 and two groups for June 1950. The measuring of groups by the number of group headquarters only, does not reflect the full strength of our Combat Air Force in number of groups during the dates stated above. Certain squadrons (of the types included in the Group tables) have no group headquarters but are considered as equivalent to groups on the basis of three squadrons comprising one group and are so included in this table.

During World War II the highest group peak was reached in the first half of the calendar year 1945, at which time there were 243 groups. The decline began in August of the same year and continued until the low of 48 groups

COMBAT UNITS AND CREWS - CONTINUED

was reached in October 1949. Since August 1950, the number has steadily increased. At the closing date (30 June 1951) of this publication a new high of 87 groups had been reached.

For detailed breaks on Combat Units see previous years "Digest", preferably 1947 for years prior to and including 1947. For adjustment of figures during the periods covered in above table, contact, Operations Statistics Division, AFASC-6.

The present concept for Combat Units from FY 1952 on, will be Major Forces.

Statistics on the number of Combat Groups (including Troop Carriers) and Separate Squadrons presented in this issue of the "Digest" (FY 1951) include only those units which were actually activated and/or organized prior to or on the dates shown, and for which inactivation or discontinuance orders had not been actually accomplished by the dates shown. The units are listed by the number of group headquarters (with certain exceptions) and squadrons of Bomber, Fighter, Reconnaissance and Troop Carrier Types and also by the number of separate squadrons of Strategic Reconnaissance Medium Weather, Strategic Support, Liaison, Air Rescue, Tow Target, and Air Resupply types. The exceptions in concept of a group referred to above are those squadrons which have no group headquarters but are considered as the equivalent of a group on the basis of three squadrons comprising one group and are so included in these tables. Figures within parentheses represent the number of squadrons of the type corresponding to the group. Activated units presented in the tables of Section II "Combat Units" are defined in AFR 20-3B, 17 November 1950.

The usual composition of the various Combat Units is shown below for 30 June 1951. (Squadrons located at bases outside the area serviced by these respective maintenance, supply, air base, and medical units are authorized additional personnel from specified columns of the T/O and E's which apply to these service units. The additional personnel authorized are not included in this table. P - Peace. W - War.)

Type of Unit	T/O and E	Airplanes		Crews		Personnel Authorized		
		Major Type	Authorized	Authorized	Number in Crew	Total	Officer	Enlisted
<u>Group</u>								
Bombardment, Heavy	P Hq 1-1122	B-36	30	30	17	1,484	335	1,149
	P Sq 1-1170	-	-	-	-	-	-	-
Bombardment, Medium	P Hq 1-1122	B-47	45	45	3	1,450	278	1,172
	P Sq 1-1163	-	-	-	-	-	-	-
Air Refueling, Medium	P Sq 1-1124	KC-97	20	20	7	-	-	-
Bombardment, Medium	P Hq 1-1122	B-50D	45	45	10	1,638	343	1,295
	P Sq 1-1153	-	-	-	-	-	-	-
Air Refueling, Medium	P Sq 1-1124	KB-29	20	20	7	-	-	-
Bombardment, Medium	P Hq 1-1122	B-29/50AandB	45	45	11	1,653	388	1,265
	P Sq 1-1153	-	-	-	-	-	-	-
Air Refueling, Medium	P Sq 1-1124	KB-29	20	20	7	-	-	-
Bombardment, Medium	P Hq 1-1122	B-29	30	30	11	887	212	675
	P Sq 1-1153	-	-	-	-	-	-	-
Bombardment, Light	P Hq 1-1122	-	-	-	-	686	174	512
	P Sq 1-1123	B-26	16	16	3	-	-	-
Bombardment, Light Jet	P Sq 1-1143	B-45	16	16	4	-	-	-
Bombardment, Light	W Hq 1-1122	B-26	48	72	4	894	345	549
Bombardment Light, Night Intruder	W Sq 1-1123	-	-	-	-	-	-	-
Fighter Escort/Bomber/Interceptor	P Hq 1-1222	F-84/86	75	72	1	519	104	415
	P Sq 1-1253	-	-	-	-	-	-	-
Fighter Bomber/Interceptor	W Hq 1-1222	F-80/84/86	75	114	1	691	160	531
	W Sq 1-1253	-	-	-	-	-	-	-
Fighter Bomber/Interceptor	P Hq 1-1222	F-47/51	75	72	1	489	101	388
	P Sq 1-1256	-	-	-	-	-	-	-
Fighter-Interceptor	P Hq 1-1222	F-94	75	72	2	652	183	469
	P Sq 1-1254	-	-	-	-	-	-	-
Fighter-Interceptor	W Hq 1-1222	F-94	75	72	2	834	194	640
	W Sq 1-1255	-	-	-	-	-	-	-
Strategic Reconnaissance Heavy	W Sq 1-1255	F-94	25	48	2	380	109	271
	P Hq 1-1462	RB-36	30	30	20	1,899	428	1,471
	P Sq 1-1460	-	-	-	-	-	-	-
Strategic Reconnaissance Medium	P Hq 1-1462	-	-	-	-	1,451	389	1,062
Strategic Reconnaissance M, Photo	P Sq 1-1463	RB-50	12	12	12	-	-	-
Strategic Recon M, Photo Mapping	P Sq 1-1463	RB-50	12	12	13	-	-	-
Strategic Reconnaissance M, Electronics	P Sq 1-1464	KB-29	12	12	13	-	-	-
Air Refueling Medium	P Sq 1-1124	KB-29	12	12	7	-	-	-
Strategic Reconnaissance Medium	P Hq 1-1462	-	-	-	-	1,079	254	825
Strategic Reconnaissance M, Photo	P Sq 1-1463	RB-45	15	15	3	-	-	-
Air Refueling Medium	P Sq 1-1124	KB-29	12	12	7	-	-	-
Tactical Reconnaissance	W Hq 1-1412	-	-	-	-	862	267	595
Tactical Reconnaissance	W Sq 1-1413	RF-51	27	36	1	-	-	-
Tactical Reconnaissance Night Photo	W Sq 1-1433	RB-26	27	36	3	-	-	-
Tactical Reconnaissance Photo Jet	W Sq 1-1423	RF-80	27	36	1	-	-	-
Tactical Reconnaissance	P Hq 1-1412	-	-	-	-	551	132	419
Tactical Reconnaissance	P Sq 1-1413	RF-51	18	18	1	-	-	-
Tactical Reconnaissance Night Photo	P Sq 1-1433	RB-26	18	18	3	-	-	-
Tactical Reconnaissance	P Hq 1-1412	-	-	-	-	541	134	407
Tactical Reconnaissance Photo Jet	P Sq 1-1423	RF-80	18	18	1	-	-	-
Tactical Reconnaissance Night Photo	P Sq 1-1433	RB-26	18	18	3	-	-	-

COMBAT UNITS AND CREWS - CONTINUED

(Squadrons located at bases outside the area serviced by these respective maintenance, supply, air base, and medical units are authorized additional personnel from specified columns of the T/O and E's which apply to these service units. The additional personnel authorized are not included in this table. P - Peace. W - War.)

Type of Unit	T/O and E	Airplanes		Crews		Personnel Authorized		
		Major Type	Authorized	Authorized	Number in Crew	Total	Officer	En-listed
<u>Group - Continued</u>								
Troop Carrier Heavy	P Hq 1-1312	C-54/124	36	36	-	1,005	281	724
	P Sq 1-1360	-	-	-	-	-	-	-
Troop Carrier Heavy	W Hq 1-1362	-	-	-	-	1,018	313	705
	W Sq 1-1313	C-54	12	24	5	-	-	-
Troop Carrier Medium	W Sq 1-1361	C-47	16	32	a/ 4	-	-	-
Troop Carrier Medium	P Hq 1-1362	-	-	-	-	631	139	492
	P Sq 1-1361	C-46/82/119	48	48	a/ 4	-	-	-
	W Hq 1-1362	-	-	-	-	1,306	345	961
	W Sq 1-1361	C-46	64	128	a/ 4	-	-	-
<u>Squadrons</u>								
Strategic Reconnaissance M Weather	P 1-1724	WB-29	12	12	10	457	75	382
	W 1-1724	WB-29	12	16	10	566	98	468
Strategic Support	P 1-1523	C-124	12	12	8	300	64	236
Air Rescue	1-1613	SB-29/SA-16	16	16	11; 8	758	122	636
		C-82/119	4	4	7	-	-	-
		H-19/21	8	8	2	-	-	-
Liaison (4 Flights)	P 1-1923	L-13, H-5	16	16	1	63	16	47
Aerial Resupply	1-1941	B-29, SA-16	12; 4; 4; 4	12; 4; 4; 4	10; 6; 4; 4	437	97	340
Tow Target	P 1-1961	C-119, H-19/21	4; 4	4; 4	5; 2; 4	304	47	257
		B-26, B-45	24	24	3	-	-	-
		B-29	4	4	7	-	-	-
Air Transport	MATS T/D	C-54	9	26	6	367	91	276
	MATS T/D	C-97	9	20	8	410	72	338
	MATS T/D	C-74	9	32	8	601	115	486

a/ Plus 1 Navigator per 4 Crews.

Source: Organization Record - AF-ASC-6F; Department of AF Letters and T/O and E's.

Definitions affecting this issue are:

ASSIGNED CREWS

Organized combat crews fully manned in accordance with the combat position requirements of the possessed aircraft

COMBAT UNIT

A classification of military force having an organization prescribed by the Department of the Air Force, the primary mission of which is one or more of the following:

1. Destruction of enemy forces, resources, and/or installations, for example, bombardment and fighter units, and Troop Carrier Units which have a mission of providing airlift for Combat elements.

2. Furnishing operational assistance to combat elements, for example, reconnaissance, troop carrier, and separate squadrons.

A combat unit is said to be combat ready when it is manned, equipped and fully prepared to perform its combat mission. The present concept for Combat Units from FY 1952 on will be Major Forces.

COMBAT MISSION

The combat mission of an organization is the specific combat task assigned or, if no specific combat task is assigned the task ordinarily performed by that type of organization under combat conditions. In the latter case, the mission may be limited by the weapon in the possession of a unit. For example, a unit authorized jet fighters but actually possessing F-51's will consider as its mission the type of operation ordinarily performed by F-51's.

SEPARATE SQUADRON

Separate squadrons as shown in the following tables are those squadrons consisting of designated types other than those comprising a Combat Group or Wing structure and having a mission of furnishing operational assistance to combat elements.

CREWS

Since crews are so closely associated with the unit tables two tables on crews have been added to this section. They are:

Table 82 - "Complete Crews Assigned to Combat Units in USAF"

Table 83 - "Complete Crews Assigned to USAFE Combat Units"

A third table, Table 4 - "Crews on Hand with FEAF Combat Units" may be found in the section identified as "Korean Air Activity" and a group of crew tables is listed under the personnel area Part XV.

In the above mentioned tables crews are listed by type and model of aircraft in which they were qualified. Crews by type and model are shown under the mission in which they are engaged. In certain instances units were utilizing special interim type of aircraft designed to perform missions different from that of the units by whom they were possessed. Example: Bomber, fighters, transport aircraft possessed by reconnaissance units; fighter and reconnaissance aircraft possessed by bomb units.

Table 81 - "Combat Readiness of Combat Groups (Including Troop Carriers) - 10 July 1950, 10 January 1951, and 10 July 1951" is the first operational type report published in the "USAF Statistical Digest". It is left to the discretion of the individual concerned as to what constitutes an operational unit.

Strategic Reconnaissance Heavy	-	-	-	-	-	-	2	(6)	2	(6)	2	(6)	2	(6)	2	(6)	2	(6)	2	(6)	2	(6)	2	(6)
Strategic Reconnaissance Medium	-	-	-	-	-	-	1	(6)	1	(6)	1	(4)	1	(4)	1	(4)	1	(4)	1	(4)	1	(4)	1	(4)
Tactical Reconnaissance	1	(2)	1	(1)	1	(2)	2	(5)	2	(5)	2	(5)	2	(5)	2	(5)	3	(9)	3	(9)	3	(9)	3	(9)
Reconnaissance Weather	2	(2)	2	(2)	2	(2)	2	(2)	2	(2)	-	-	-	-	-	-	-	-	-	-	-	-	-	
Troop Carrier Heavy	1	(3)	1	(3)	1	(3)	1	(3)	1	(3)	1	(3)	1	(3)	1	(3)	1	(3)	1	(3)	1	(3)	1	(3)
Troop Carrier Medium	2	(6)	3	(9)	2	(5)	4	(11)	3	(8)	3	(8)	3	(8)	3	(8)	4	(11)	6	(17)	9	(26)	9	(26)
<u>Separate Squadron - Total</u>	<u>8</u>	<u>8</u>	<u>9</u>	<u>9</u>	<u>10</u>	<u>11</u>	<u>12</u>	<u>11</u>	<u>11</u>	<u>12</u>	<u>11</u>	<u>11</u>	<u>12</u>	<u>13</u>	<u>13</u>	<u>12</u>	<u>13</u>	<u>12</u>	<u>13</u>	<u>12</u>	<u>13</u>	<u>12</u>	<u>12</u>	
Strategic Reconnaissance Medium Weather	-	-	-	-	-	-	-	-	-	-	1	1	1	1	1	1	1	1	1	1	1	1	1	
Strategic Support	2	2	2	2	2	3	3	3	3	3	3	3	3	3	3	3	3	3	3	3	3	3	3	
Liaison-Helicopter	1	1	1	1	1	1	1	1	1	1	1	1	1	1	1	1	1	1	1	1	1	1	1	
Air Rescue	4	4	5	5	5	5	5	5	5	5	4	4	4	4	4	4	4	4	4	4	4	4	4	
Air Resupply	-	-	-	-	-	-	-	-	-	-	-	-	-	-	-	-	-	-	-	-	-	-	-	
Tow Target	1	1	1	1	1	1	2	2	2	2	2	2	2	2	2	2	2	2	2	3	3	3	3	
<u>Military Air Transport Service Squadron - Total</u>	<u>13</u>	<u>13</u>	<u>13</u>	<u>13</u>	<u>13</u>	<u>13</u>	<u>13</u>	<u>13</u>	<u>13</u>	<u>13</u>	<u>13</u>	<u>13</u>	<u>14</u>	<u>14</u>	<u>14</u>	<u>14</u>	<u>14</u>	<u>14</u>	<u>14</u>	<u>15</u>	<u>15</u>	<u>15</u>	<u>15</u>	

OVERSEAS

Group - Total	20 (69)	23 (81)	24 (81)	25 (85)	24 (83)	26 (85)	26 (84)	25 (82)	25 (82)	25 (82)	25 (83)	26 (83)
Medium Bombardment	6 (19)	9 (30)	8 (25)	8 (25)	6 (19)	5 (15)	5 (15)	4 (13)	4 (13)	4 (13)	4 (13)	4 (13)
Light Bombardment	1 (2)	1 (2)	1 (2)	2 (6)	2 (6)	2 (6)	2 (6)	2 (6)	2 (6)	2 (6)	2 (6)	2 (6)
Fighter-Escort	-	-	-	-	-	2 (6)	2 (6)	2 (6)	2 (6)	2 (6)	2 (6)	2 (5)
Fighter-Bomber	6 (18)	6 (18)	6 (18)	6 (18)	6 (18)	5 (15)	5 (15)	5 (15)	5 (15)	5 (15)	5 (16)	6 (17)
Fighter-Interceptor	3 (9)	3 (9)	3 (9)	3 (9)	2 (9)	4 (12)	4 (12)	4 (12)	4 (12)	5 (15)	5 (15)	5 (16)
Fighter-All Weather	1 (4)	1 (4)	1 (4)	1 (4)	1 (4)	1 (4)	1 (4)	1 (4)	1 (4)	- (1)	- (1)	-
Strategic Reconnaissance	- (2)	- (2)	- (2)	- (2)	-	-	-	-	-	-	-	-
Strategic Reconnaissance Medium	-	-	-	-	1 (3)	1 (3)	1 (5)	1 (5)	1 (5)	1 (5)	1 (5)	1 (5)
Tactical Reconnaissance	- (1)	- (2)	1 (3)	1 (3)	1 (3)	1 (3)	1 (3)	1 (3)	1 (3)	1 (3)	1 (3)	1 (3)
Reconnaissance Weather	- (4)	- (4)	- (4)	- (4)	- (4)	- (4)	-	-	-	-	-	-
Troop Carrier Heavy	2 (7)	2 (7)	2 (7)	2 (7)	2 (7)	2 (7)	2 (7)	2 (6)	2 (6)	2 (6)	2 (6)	2 (6)
Troop Carrier Medium	1 (3)	1 (3)	2 (7)	2 (7)	3 (10)	3 (10)	3 (11)	3 (12)	3 (12)	3 (12)	3 (12)	3 (12)
<u>Separate Squadron - Total</u>	<u>5</u>	<u>5</u>	<u>5</u>	<u>5</u>	<u>5</u>	<u>5</u>	<u>10</u>	<u>13</u>	<u>13</u>	<u>13</u>	<u>13</u>	<u>14</u>
Strategic Reconnaissance Medium Weather	-	-	-	-	-	-	5	5	5	5	5	5
Liaison-Helicopter	1	1	1	1	1	1	1	1	1	1	1	1
Air Rescue	4	4	4	4	4	4	4	7	7	7	7	8
<u>Military Air Transport Service Squadron - Total</u>	<u>7</u>	<u>7</u>	<u>7</u>	<u>7</u>	<u>7</u>	<u>7</u>	<u>7</u>	<u>7</u>	<u>6</u>	<u>6</u>	<u>6</u>	<u>6</u>

Source: Organization Records (AFASC-6F); General Orders from Major Commands; SC-06-7 (AF-01) from Commands; SC-06-18 (AF-01) from Commands; and Dep't of AF Letters.

TABLE 78 - USAF ACTIVATED COMBAT GROUPS (INCLUDING TROOP CARRIERS) AND SQUADRONS BY ASSIGNED COMMAND - FY 1951

(Figures in parentheses represent the number of squadrons corresponding to the group.)

Type of Unit	31 Jul (1950)	31 Aug	30 Sep	31 Oct	30 Nov	31 Dec	31 Jan (1951)	28 Feb	31 Mar	30 Apr	31 May	30 Jun
AIR DEFENSE COMMAND (Continental US)												
Group - Total	-	-	-	-	-	-	8 (23)	12 (38)	15 (44)	15 (44)	15 (44)	15 (44)
Fighter-Interceptor	-	-	-	-	-	-	6 (18)	10 (33)	13 (39)	13 (39)	15 (44)	15 (44)
Fighter-All Weather	-	-	-	-	-	-	2 (5)	2 (5)	2 (5)	2 (5)	-	-
CONTINENTAL AIR COMMAND (Continental US)												
Group - Total	11 (33)	13 (39)	12 (36)	18 (53)	17 (50)	7 (21)	-	-	-	-	-	-
Light Bombardment	- (2)	1 (6)	1 (6)	- (2)	- (2)	-	-	-	-	-	-	-
Fighter-Bomber	-	-	-	4 (12)	4 (12)	-	-	-	-	-	-	-
Fighter-Interceptor	6 (18)	6 (18)	6 (18)	6 (18)	6 (18)	5 (16)	-	-	-	-	-	-
Fighter-All Weather	2 (5)	2 (5)	2 (5)	2 (5)	2 (5)	2 (5)	-	-	-	-	-	-
Tactical Reconnaissance	1 (2)	1 (1)	1 (2)	2 (5)	2 (5)	-	-	-	-	-	-	-
Troop Carrier Medium	2 (6)	3 (9)	2 (5)	4 (11)	3 (8)	-	-	-	-	-	-	-
Separate Squadron - Total	2	2	2	2	2	-	-	-	-	-	-	-
Liaison-Helicopter	1	1	1	1	1	-	-	-	-	-	-	-
Tow Target	1	1	1	1	1	-	-	-	-	-	-	-
MILITARY AIR TRANSPORT SERVICE (Continental US)												
Group - Total	3 (5)	3 (5)	3 (5)	3 (5)	3 (5)	3 (5)	1 (3)	1 (3)	1 (3)	1 (3)	1 (3)	1 (3)
Reconnaissance Weather	2 (2)	2 (2)	2 (2)	2 (2)	2 (2)	2 (2)	-	-	-	-	-	-
Troop Carrier Heavy	1 (3)	1 (3)	1 (3)	1 (3)	1 (3)	1 (3)	1 (3)	1 (3)	1 (3)	1 (3)	1 (3)	1 (3)
Separate Squadron - Total	4	4	4	4	4	4	2	4	4	5	5	4
Strategic Reconnaissance Medium Weather	-	-	-	-	-	-	1	1	1	1	1	1
Air Rescue	4	4	4	4	4	4	4	3	3	3	3	2
Air Resupply	-	-	-	-	-	-	-	-	-	1	1	1
Military Air Transport Service Squadron - Total	13	13	13	13	13	13	13	13	14	14	14	15
STRATEGIC AIR COMMAND (Continental US)												
Group - Total	14 (49)	11 (39)	12 (45)	12 (45)	15 (57)	14 (55)	18 (65)	19 (67)	22 (75)	25 (85)	25 (84)	26 (89)
Heavy Bombardment	3 (9)	3 (9)	3 (9)	2 (6)	2 (6)	2 (6)	2 (6)	2 (6)	2 (6)	2 (6)	2 (6)	3 (9)
Medium Bombardment	6 (25)	3 (15)	4 (21)	5 (24)	7 (30)	8 (34)	12 (46)	13 (48)	13 (48)	13 (49)	14 (52)	14 (53)
Light Bombardment	-	-	-	-	-	-	-	-	1 (2)	2 (5)	1 (1)	1 (1)

Fighter-Escort	2 (6)	2 (6)	2 (6)	2 (6)	3 (9)	1 (3)	1 (3)	1 (3)	1 (3)	1 (3)	1 (3)	1 (3)	1 (4)
Fighter-Bomber	-	-	-	-	-	-	-	-	-	-	-	-	-
Strategic Reconnaissance	3 (9)	3 (9)	3 (9)	3 (9)	2 (6)	2 (6)	2 (6)	2 (6)	2 (6)	2 (6)	2 (6)	2 (6)	2 (6)
Strategic Reconnaissance Heavy	-	-	-	-	1 (6)	1 (6)	1 (4)	1 (4)	1 (4)	1 (4)	1 (4)	1 (4)	1 (4)
Strategic Reconnaissance Medium	-	-	-	-	-	-	-	-	-	-	-	-	-
<u>Separate Squadron - Total</u>	<u>2</u>	<u>2</u>	<u>3</u>	<u>3</u>	<u>4</u>	<u>4</u>	<u>4</u>	<u>4</u>	<u>4</u>	<u>4</u>	<u>4</u>	<u>4</u>	<u>4</u>
Strategic Support	2	2	2	2	3	3	3	3	3	3	3	3	3
Air Rescue	-	-	1	1	1	1	1	1	1	1	1	3	3

TACTICAL AIR COMMAND (Continental US)

<u>Group - Total</u>	-	-	-	-	-	10 (30)	10 (30)	10 (30)	12 (33)	17 (50)	20 (58)	19 (57)
Light Bombardment	-	-	-	-	-	- (2)	- (2)	- (2)	1 (2)	2 (6)	6 (6)	2 (6)
Fighter-Bomber	-	-	-	-	-	5 (15)	5 (15)	5 (15)	5 (15)	6 (18)	6 (17)	5 (16)
Tactical Reconnaissance	-	-	-	-	-	2 (5)	2 (5)	2 (5)	2 (5)	3 (9)	3 (9)	3 (9)
Troop Carrier Medium	-	-	-	-	-	3 (8)	3 (8)	3 (8)	4 (11)	6 (17)	9 (26)	9 (26)
<u>Separate Squadron - Total</u>	-	-	-	-	-	<u>3</u>	<u>3</u>	<u>3</u>	<u>3</u>	<u>3</u>	<u>4</u>	<u>4</u>
Liaison-Helicopter	-	-	-	-	-	1	1	1	1	1	1	1
Tow Target	-	-	-	-	-	2	2	2	2	2	3	3

AIR DEFENSE COMMAND (Overseas)

<u>Group - Total</u>	-	-	-	-	-	-	1 (3)	1 (3)	1 (3)	1 (3)	1 (3)	1 (3)
Fighter-Interceptor	-	-	-	-	-	-	1 (3)	1 (3)	1 (3)	1 (3)	1 (3)	1 (3)

ALASKAN AIR COMMAND (Overseas)

<u>Group - Total</u>	1 (5)	1 (5)	1 (5)	1 (5)	1 (5)	1 (5)	1 (5)	1 (5)	1 (5)	1 (5)	1 (5)	1 (5)
Fighter-Interceptor	1 (3)	1 (3)	1 (3)	1 (3)	1 (3)	1 (3)	1 (3)	1 (3)	1 (3)	1 (3)	1 (3)	1 (4)
Fighter-All Weather	- (1)	- (1)	- (1)	- (1)	- (1)	- (1)	- (1)	- (1)	- (1)	- (1)	- (1)	-
Troop Carrier Heavy	- (1)	- (1)	- (1)	- (1)	- (1)	- (1)	- (1)	- (1)	- (1)	- (1)	- (1)	- (1)

CARIBBEAN AIR COMMAND (Overseas)

<u>Separate Squadron - Total</u>	1	1	1	1	1	1	1	1	1	1	1	1
Liaison-Helicopter	1	1	1	1	1	1	1	1	1	1	1	1

CONTINENTAL AIR COMMAND (Overseas)

<u>Group - Total</u>	1 (3)	1 (4)	2 (8)	3 (11)	2 (7)	1 (3)	-	-	-	-	-	-
Light Bombardment	-	-	-	1 (4)	-	-	-	-	-	-	-	-
Fighter-Bomber	1 (3)	1 (3)	1 (3)	1 (3)	1 (3)	-	-	-	-	-	-	-
Fighter-Interceptor	-	-	-	-	-	1 (3)	-	-	-	-	-	-
Tactical Reconnaissance	-	- (1)	- (1)	-	-	-	-	-	-	-	-	-
Troop Carrier Medium	-	-	1 (4)	1 (4)	1 (4)	-	-	-	-	-	-	-

Group - Total	UNITED STATES AIR FORCES IN EUROPE (Overseas)												
	<u>4</u> (12)	<u>4</u> (12)	<u>4</u> (12)	<u>4</u> (12)	<u>4</u> (12)	<u>4</u> (12)	<u>3</u> (9)	<u>3</u> (9)	<u>3</u> (9)	<u>3</u> (9)	<u>3</u> (9)	<u>3</u> (9)	
Fighter-Bomber	2 (6)	2 (6)	2 (6)	2 (6)	2 (6)	2 (6)	2 (6)	2 (6)	2 (6)	2 (6)	2 (6)	2 (6)	2 (6)
Troop Carrier Heavy	1 (3)	1 (3)	1 (3)	1 (3)	1 (3)	1 (3)	-	-	-	-	-	-	-
Troop Carrier Medium	1 (3)	1 (3)	1 (3)	1 (3)	1 (3)	1 (3)	1 (3)	1 (3)	1 (3)	1 (3)	1 (3)	1 (3)	1 (3)

Source: Organization Records (AFASC-6F); General Orders from Major Commands; SC-S-7 (AF-01) from Commands; SC-OS-18 (AF-01) from Commands; and Dep't of AF Letters.

TABLE 79 - USAF ACTIVATED COMBAT GROUPS (INCLUDING TROOP CARRIERS) AND SQUADRONS LOCATED IN EUROPEAN AREA - FY 1951

(Figures in parentheses represent the number of squadrons corresponding to the group.)

Type of Unit	31 Jul (1950)	31 Aug	30 Sep	31 Oct	30 Nov	31 Dec	31 Jan (1951)	28 Feb	31 Mar	30 Apr	31 May	30 Jun
<u>Group - Total</u>	<u>7</u> (23)	<u>7</u> (23)	<u>7</u> (23)	<u>7</u> (23)	<u>7</u> (22)	<u>6</u> (18)	<u>6</u> (19)	<u>5</u> (17)	<u>5</u> (17)	<u>5</u> (17)	<u>5</u> (16)	<u>5</u> (16)
Medium Bombardment	3 (10)	3 (10)	3 (10)	3 (10)	3 (10)	2 (6)	2 (6)	1 (4)	1 (4)	1 (4)	1 (4)	1 (4)
Fighter-Escort	-	-	-	-	-	1 (3)	1 (3)	1 (3)	1 (3)	1 (3)	1 (3)	1 (3)
Fighter-Bomber	3 (9)	3 (9)	3 (9)	3 (9)	3 (9)	2 (6)	2 (6)	2 (6)	2 (6)	2 (6)	2 (6)	2 (6)
Strategic Reconnaissance	- (1)	- (1)	- (1)	- (1)	-	-	-	-	-	-	-	-
Strategic Reconnaissance Medium	-	-	-	-	-	-	(1)	(1)	(1)	(1)	-	-
Troop Carrier Heavy	-	-	-	-	-	-	-	-	-	-	-	-
Troop Carrier Medium	1 (3)	1 (3)	1 (3)	1 (3)	1 (3)	1 (3)	1 (3)	1 (3)	1 (3)	1 (3)	1 (3)	1 (3)
<u>Separate Squadron - Total</u>	<u>1</u>	<u>1</u>	<u>1</u>	<u>1</u>	<u>1</u>	<u>1</u>	<u>1</u>	<u>2</u>	<u>2</u>	<u>2</u>	<u>2</u>	<u>2</u>
Air Rescue	1	1	1	1	1	1	1	2	2	2	2	2
<u>Military Air Transport Service Squadron - Total</u>	<u>2</u>	<u>2</u>	<u>2</u>	<u>2</u>	<u>2</u>	<u>2</u>	<u>2</u>	<u>2</u>	<u>1</u>	<u>1</u>	<u>1</u>	<u>1</u>

Source: Organization Records (AFASC-6F); General Orders from Major Commands; SC-S-7 (AF-01) from Commands; SC-OS-18 (AF-01) from Commands; and Dep't of AF Letters.

TABLE 80 - STATUS OF ACTIVATED COMBAT GROUPS (INCLUDING TROOP CARRIERS) INDICATING
INCREASE BY ACTIVATIONS AND RECALLS - 30 JUN 1950 AND 30 JUN 1951

Type of Unit	Total Groups		FY 1951 Unit Increases			Group Changes Due To Redesignations	
	30 Jun (1950)	30 Jun (1951)	Regular USAP Activations	Recalls		Group Increase By Type	Group Decrease By Type ^{a/}
				ANG	APR		
<u>USAF - Total</u>	<u>48</u>	<u>87</u>	<u>10</u>	<u>21</u>	<u>10</u>	<u>6</u>	<u>8</u>
<u>Bomber - Total</u>	<u>16</u>	<u>26</u>	<u>6</u>	<u>3</u>	<u>1</u>	<u>2</u>	<u>2</u>
Heavy	3	3	-	-	-	1	1
Medium	12	18	5	1	-	1	1
Light	1	5	1	2	1	-	-
<u>Fighter - Total</u>	<u>20</u>	<u>38</u>	<u>2</u>	<u>16</u>	-	<u>4</u>	<u>4</u>
Escort	1	3	1	-	-	1	-
Bomber	7	15	-	9	-	-	1
Interceptor	9	20	1	7	-	3	-
All Weather	3	-	-	-	-	-	3
<u>Reconnaissance - Total</u>	<u>6</u>	<u>8</u>	<u>2</u>	<u>2</u>	-	-	<u>2</u>
Strategic Heavy	2	2	-	-	-	-	-
Strategic Medium	1	2	1	-	-	-	-
Tactical	1	4	1	2	-	-	-
Weather b/.	2	-	-	-	-	-	2
<u>Troop Carrier - Total</u>	<u>6</u>	<u>15</u>	-	-	<u>2</u>	-	-
Heavy	3	3	-	-	-	-	-
Medium	3	12	-	-	2	-	-

a/ Redesignations of groups during FY 1951 included:

- 9 Bombardment, Heavy to 9 Bombardment, Medium;
- 92 Bombardment, Medium to 92 Bombardment, Heavy;
- 31 Fighter Bomber to 31 Fighter Escort;
- 347 Fighter, All Weather to 347 Fighter Interceptor;
- 52 Fighter, All Weather to 52 Fighter Interceptor, and
- 325 Fighter, All Weather to 325 Fighter Interceptor.

b/ Six squadrons included in 2 Reconnaissance Groups, Weather, were transferred to the separate squadron category.

Source: SS-OS-31

TABLE 81 - COMBAT READINESS OF COMBAT GROUPS (INCLUDING TROOP CARRIERS) - 10 JUL 1950, 10 JAN 1951, AND 10 JUL 1951

(Table below is based on the Commanding Officer's over-all index of combat readiness - an estimate of the group's state of preparedness for the execution of its combat mission. Indexes shown represent percentage ranges as follows:)

Index	Percentage	Index	Percentage	Index	Percentage
10	100 - 96	6	65 - 56	2	25 - 16
9	95 - 86	5	55 - 46	1	15 - 1
8	85 - 76	4	45 - 36	0	0 - 0
7	75 - 66	3	35 - 26		

Group by Type	Groups Reporting Combat Readiness by Index			
	Total	10 - 8	7 - 5	4 - 0
10 July 1950				
<u>Group - Total</u>	<u>48</u>	<u>28</u>	<u>14</u>	<u>6</u>
Heavy Bombardment	3	1	-	2
Medium Bombardment	12	11	-	a/ 1
Light Bombardment	1	1	-	-
Fighter Escort	1	-	1	-
Fighter Bomber	7	5	1	1
Fighter Interceptor	9	4	5	-
Fighter All Weather	3	1	1	1
Strategic Reconnaissance	3	1	1	1
Strategic Reconnaissance, Heavy	-	-	-	-
Strategic Reconnaissance, Medium	-	-	-	-
Tactical Reconnaissance	1	1	-	-
Reconnaissance Weather	2	-	2	-
Troop Carrier Heavy	3	2	1	-
Troop Carrier Medium	3	1	2	-
10 January 1951				
<u>Group - Total</u>	<u>62</u>	<u>33</u>	<u>14</u>	<u>15</u>
Heavy Bombardment	2	2	-	-
Medium Bombardment	17	10	2	5
Light Bombardment	2	2	-	-
Fighter Escort	3	2	-	1
Fighter Bomber	10	4	5	1
Fighter Interceptor	9	6	2	1
Fighter All Weather	3	1	1	1
Strategic Reconnaissance	b/	b/	b/	b/
Strategic Reconnaissance, Heavy	2	1	-	1
Strategic Reconnaissance, Medium	2	-	1	1
Tactical Reconnaissance	3	1	-	2
Reconnaissance Weather	c/	c/	c/	c/
Troop Carrier Heavy	3	2	-	-
Troop Carrier Medium	6	3	1	2
10 July 1951				
<u>Group - Total</u>	<u>87</u>	<u>37</u>	<u>19</u>	<u>31</u>
Heavy Bombardment	3	2	1	-
Medium Bombardment	18	11	1	d/ 6
Light Bombardment	5	2	-	3
Fighter Escort	3	2	1	-
Fighter Bomber	15	5	5	5
Fighter Interceptor	20	6	6	8
Fighter All Weather	-	-	-	-
Strategic Reconnaissance	b/	b/	b/	b/
Strategic Reconnaissance, Heavy	2	1	1	-
Strategic Reconnaissance, Medium	2	1	1	-
Tactical Reconnaissance	4	1	-	3
Reconnaissance Weather	c/	c/	c/	c/
Troop Carrier Heavy	3	3	-	-
Troop Carrier Medium	12	3	3	6

a/ Includes one Transition Training Unit.

b/ Redesignated Strategic Reconnaissance Heavy and Medium.

c/ Group Headquarters inactivated; became separate squadrons.

d/ Includes two Operational Training Units.

Source: 1 - AF-V2 (AF-OP-C1).

TABLE 82 - COMPLETE CREWS ASSIGNED TO COMBAT UNITS IN USAF - FY 1951

(The table includes Air National Guard and Air Reserve Personnel on Active Military Service. Units are TO/E only.)

By Type and Model of Aircraft	September (1950)	December	March (1951)	June
Bomber - Total	<u>618</u>	<u>616</u>	<u>613</u>	<u>729</u>
B - 26	150	124	108	136
B - 29	252	274	278	316
B - 36	36	38	40	43
B - 47	-	-	-	45
B - 50	180	180	178	180
F - 84	-	-	7	7
RB - 45	-	-	2	2
Fighter - Total	<u>1,722</u>	<u>2,210</u>	<u>2,799</u>	<u>2,984</u>
F - 47	75	-	79	197
F - 51	154	346	682	720
F - 80	462	457	581	475
F - 82	120	107	70	39
F - 84	374	729	872	1,006
F - 86	528	503	425	417
F - 94	9	68	90	130
Troop Carrier - Total	<u>269</u>	<u>380</u>	<u>415</u>	<u>706</u>
TC/C - 46	47	34	42	307
C - 47	49	24	32	27
C - 54	77	98	89	117
C - 82	45	87	88	71
C - 119	51	125	152	155
C - 122	-	5	4	16
C - 124	-	-	-	5
CG - 15	-	7	7	6
YG - 18	-	-	1	2
Reconnaissance - Total	<u>249</u>	<u>286</u>	<u>317</u>	<u>443</u>
RB - 26	15	16	17	34
RB - 29	69	59	49	46
RB - 36	10	11	12	18
RB - 45	12	24	24	30
RB - 50	12	15	21	23
RF - 51	-	68	21	60
RF - 80	62	27	48	85
WB - 29	60	62	64	70
B - 26	-	-	16	9
B - 45	-	-	7	12
F - 51	-	-	34	42
C - 45	3	-	-	-
C - 47	-	-	-	10
C - 54	2	-	-	-
C - 82	4	4	4	4
Air Refueling - Total	<u>100</u>	<u>115</u>	<u>114</u>	<u>145</u>
KB - 29	100	115	114	145
Liaison and Helicopter - Total	<u>28</u>	<u>26</u>	<u>32</u>	<u>22</u>
L - 13	18	19	25	18
H - 5	10	7	7	4
Air Rescue - Total	<u>167</u>	<u>197</u>	<u>195</u>	<u>230</u>
C/SC - 47	4	8	20	29
C - 54	3	4	4	3
C - 82	2	7	8	15
H - 5	58	43	39	26
L - 5	1	-	-	-
LC - 126	8	8	9	5
SA - 10	7	9	5	10
SA - 16	10	20	21	24
SB - 17	27	31	33	36
SB - 29	8	8	8	8
Miscellaneous a/.	39	59	48	74

Source: AF-D4

TABLE 82 - COMPLETE CREWS ASSIGNED TO COMBAT UNITS IN USAF - FY 1951 CONTINUED

(The table includes Air National Guard and Air Reserve Personnel on Active Military Service. Units are TO/E only.)

By Type and Model of Aircraft	September (1950)	December	March (1951)	June
<u>Strategic Support - Total</u>	<u>34</u>	<u>34</u>	<u>39</u>	<u>48</u>
C - 54	12	-	-	-
C - 97	16	14	10	-
C - 124	6	20	29	48
<u>Tow Target - Total</u>	<u>24</u>	<u>22</u>	<u>48</u>	<u>48</u>
TB/B - 26	16	19	40	44
B - 29	1	1	1	1
B - 45	-	-	-	2
C - 47	2	-	2	-
DC - 45	3	-	-	-
F - 80	2	2	-	1
L - 13	-	-	5	-
<u>Aerial Resupply and Communications</u> <u>- Total</u>	-	-	-	<u>1</u>
C - 119	-	-	-	1

a/ No breakdown by type model available for 2 units in FEAF.

Source: Basic-Geographic Distribution of USAF Combat Crews and Aircraft in Tactical Units AF-SC-C4C;
Internal Report-SC-U-85

TABLE 83 - COMPLETE CREWS ASSIGNED TO USAF COMBAT UNITS - FY 1951

(Units are TO/E only.)


By Type and Model of Aircraft	September (1950)	December	March (1951)	June
<u>Fighter - Total</u>	<u>166</u>	<u>220</u>	<u>234</u>	<u>224</u>
F - 47	75	-	-	-
F - 80	91	-	-	-
F - 84	-	220	234	224
<u>Transport - Total</u>	<u>64</u>	<u>68</u>	<u>39</u>	<u>34</u>
C - 54	35	33	-	-
C - 82	29	35	39	34

Source: Basic-Geographic Distribution of USAF Combat Crews and Aircraft in Tactical Units AF-SC-C4C;
Internal Report-SC-U-85



PART III.....

FLIGHT OPERATIONS



FLIGHT OPERATIONS

Aircraft flight operations data included in this section are based on statistics submitted on AF-Form 110A, in accordance with AFR 65-110 as revised. The 110A report is compiled on a physical possession basis with the various activity categories determined by the assigned purposes of the status of the aircraft rather than actual use.

The tables provide summary data covering flight operations on "Operating Active", "Other Active", and "Inactive" USAF aircraft and include aircraft utilization, flying hours, fuel consumption, etc., during the Fiscal Year 1951. The data are segregated into the following types of activity: Administrative, Minimum Individual Training, Unit Training, Unit Support, Flying and Technical Training, MATS Transport, Test (except "X" models), Test Support, Special Mission, Command Support, Project and Inactive. These various categories of USAF operations are defined as follows:

a. Administrative: Aircraft assigned for administrative or staff work as outlined in AFL 150-10, Table III, Part B, 13 September 1950. (AD)

b. Minimum Individual Training: Aircraft assigned for the primary purpose of providing minimum individual training as outlined in AFL 150-10, Table V, 13 September 1950. (CI)

c. Primary Tactical Unit: Aircraft assigned as primary unit equipment for the direct accomplishment of the tactical unit operations in accordance with appropriate authorizations as shown in AFL 150-10, 13 September 1950. (CC)

d. Unit Support: Aircraft which are authorized and assigned as tactical unit support aircraft, as indicated in Table II, Part B of AFL 150-10, 13 September 1950. (CP)

e. Flying and Technical Training: Aircraft assigned for the flying and technical training activities of the Air Training Command, as outlined in AFL 150-10, Table IV, 13 September 1950. (CU)

f. Combat Crew Training: Aircraft authorized and assigned specifically to combat crew training. (TC)

g. MATS Air Evacuations: Aircraft assigned for the accomplishment of air evacuation operations within MATS, in accordance with appropriate authorizations as shown in AFL 150-10, 13 September 1950 (CE)

h. MATS Transport: Aircraft assigned to MATS for transport and related uses (Divisions and Base Commands only), in accordance with Table II, Part C of AFL 150-10, 13 September 1950. (CT)

i. Test: Aircraft assigned for testing, research and development (except "X" models and aircraft on bailment contract for test), as authorized in AFL 150-10, Table I, 13 September 1950. (EX)

j. Test Support: Aircraft assigned to support organized tests of aircraft and allied equipment, authorized in AFL 150-10, Table I, 13 September 1950. (Except aircraft on bailment contract for test support). (ES)

k. Special Mission: Aircraft assigned as special mission aircraft in accordance with Table III, Part A, of AFL 150-10, 13 September 1950, and such other special missions as required to support the primary missions of the USAF. (CM)

l. OPERATING ACTIVE: The total of the above categories - (AD, CI, CC, CP, CU, TC, CE, CT, EX, ES, and CM)

m. OTHER ACTIVE (COMMAND SUPPORT): Aircraft of one command undergoing organizational or field maintenance in a unit of a different major air command, and aircraft undergoing depot maintenance. (RF, RT)

n. OTHER ACTIVE (PROJECT): Aircraft on project established to effect assignment or reassignment of USAF aircraft to fulfill active requirements as ordered by the Aircraft Distribution Office of Headquarters Air Materiel Command. (PA)

o. INACTIVE: Storage aircraft, aircraft on a project to be assigned to an inactive category or a non-USAF activity, flyable inactive aircraft, aircraft undergoing modification; aircraft on loan, "X" model aircraft, aircraft declared excess to the Department of the Air Force requirements, aircraft reported to the Aircraft Distribution Office as excess to the requirements of an air force or command, new production, and aircraft recommended for reclamation. (SS, SC, SI, PI, PN, FI, RM, AL, all "X" models, XP, SX, SG, NP, RS, SO, and XJ)

TABLE 84 - USAF AIRPLANE FLYING TIME AND FUEL CONSUMPTION BY TYPE AND MODEL - RATE PER HOUR, F.Y. 1951

Type and Model	Hours Flown	Fuel Consumed (Gallons)	Rate Per Hour	Type and Model	Hours Flown	Fuel Consumed (Gallons)	Rate Per Hour
TOTAL	5,209,381	926,958,023	-	SL-5	902	8,435	9
Bomber - Total	472,165	187,578,713	-	SH-5	1,153	26,367	23
B-35	23,599	21,556,733	913	Other	189	26,584	-
B-29	220,789	95,858,616	434	Cargo - Total	1,856,625	273,709,129	-
B-50	72,676	36,855,308	507	C-74	15,592	6,991,166	448
B-17	8,854	1,789,451	202	C-97	55,759	26,213,849	470
B-26	136,327	20,544,256	151	C-124	14,489	6,816,840	470
B-45	6,914	8,991,593	1,300	C-54	434,960	89,830,131	207
B-47	980	1,567,043	1,599	C-119	70,021	17,274,360	247
Other	2,026	415,713	-	C-121	10,286	4,072,700	396
Tanker - Total	41,220	17,317,394	-	C-46	86,010	13,112,888	152
KB-29	41,017	17,199,833	419	C-47/53	851,781	81,720,070	96
KC-97	203	117,561	579	C-82	50,957	9,050,971	178
Fighter - Total	810,241	233,325,382	-	CB-17	17,697	3,985,566	225
F-47	29,349	3,107,248	106	CB-25	29,587	4,250,160	144
F-51	190,307	12,399,403	65	CB-26	4,745	754,947	159
F-80	230,093	85,525,986	372	C-45	202,659	8,207,950	41
F-82	1,458	224,231	154	Other	12,082	1,427,531	-
F-84	199,487	74,745,128	375	Trainer - Total	1,757,571	148,687,192	-
F-86	113,902	44,050,553	387	T-6	845,587	21,546,395	25
F-94	23,280	9,102,557	391	T-7/11	63,367	2,461,428	39
F-82F/G/H	21,476	3,355,587	156	T-28	112,023	3,720,815	33
Other	889	814,689	-	T-29	16,132	2,334,688	145
Reconnaissance - Total	145,727	55,208,229	-	T-33	75,842	26,036,356	343
RB-36	8,811	8,327,458	945	T-34	971	9,689	10
RB-29	29,733	12,152,184	409	T-35	809	6,768	8
WB-29	32,583	12,748,112	391	TB-29	11,509	4,704,965	409
RB-50	5,899	3,272,396	555	TB-17	9,871	2,214,917	224
RB-17	5,416	1,278,637	236	TB-25	444,960	59,655,266	134
RB-26	22,515	3,211,827	143	TB-26	50,311	7,827,019	156
RF-80	20,979	7,417,527	354	TF-51	39,143	2,596,996	66
RC-54	471	95,840	203	TF-80	25,792	8,983,264	348
RC-47	1,539	158,212	103	TC-47	47,679	4,508,211	95
RC-45	4,062	165,873	41	Other	13,575	2,080,415	-
Other	13,719	6,380,163	-	Communications - Total	69,935	911,222	-
Search & Rescue - Total	55,897	10,220,762	-	L-5	14,308	178,544	12
SA-10	4,343	419,899	97	L-13	11,141	140,173	13
SA-16	17,722	1,820,523	103	L-16	22,706	102,343	4
SB-29	5,040	2,147,200	426	LC-126	3,001	36,580	12
SB-17	25,346	5,658,693	223	H-5	13,515	366,872	27
SC-47	1,202	113,061	94	H-13	2,980	37,522	13
				Other	2,284	49,188	-

SOURCE: Materiel Statistics Division - Director of Statistical Services - DCS/C

TABLE 85 - SUMMARY USAF FLIGHT OPERATIONS - BY TYPE OF AIRCRAFT - F.Y. 1951

(Air Force Reserve not included)

TYPE	TOTAL		OPERATING ACTIVE		OTHER ACTIVE		INACTIVE	
	HOURS FLOWN	FUEL CONSUMED (IN GALS)	HOURS FLOWN	FUEL CONSUMED (IN GALS)	HOURS FLOWN	FUEL CONSUMED (IN GALS)	HOURS FLOWN	FUEL CONSUMED (IN GALS)
TOTAL . . .	5,215,763	928,192,986	5,182,299	918,794,436	18,522	5,495,444	14,942	3,903,106
FIRST QUARTER	1,125,551	198,577,086	1,114,831	196,048,786	5,309	1,279,585	5,411	1,248,715
Bomber	109,306	46,595,805	107,115	45,864,192	1,777	521,979	414	209,634
Tanker	7,337	3,174,850	7,168	3,092,455	169	82,394	-	-
Fighter	151,480	42,118,928	149,323	41,679,243	604	140,281	1,553	299,404
Reconnaissance	27,746	10,245,300	27,244	10,063,921	416	152,748	86	28,631
Search & Rescue	14,409	2,525,464	14,309	2,501,385	47	9,953	53	14,126
Cargo	400,054	60,503,768	395,393	59,559,970	1,887	288,048	2,774	655,750
Trainer	397,991	32,968,865	397,291	32,852,478	273	68,883	427	37,504
Communication	16,090	251,538	15,958	248,726	68	1,006	64	1,066
Spec. Research	9	1,860	-	-	-	-	9	1,860
Glider	248	-	217	-	-	-	31	-
Aerial Target	881	190,708	813	176,415	68	14,293	-	-
SECOND QUARTER	1,112,586	191,853,573	1,104,301	189,402,277	4,046	1,258,978	4,239	1,191,618
Bomber	97,603	37,815,609	95,179	36,846,306	1,098	531,595	1,326	437,708
Tanker	6,218	2,551,113	6,185	2,432,843	32	117,620	1	650
Fighter	146,903	41,785,690	145,592	41,234,786	406	148,858	905	402,046
Reconnaissance	32,768	11,878,303	32,320	11,567,843	365	177,967	83	32,493
Search & Rescue	12,103	2,357,768	11,922	2,313,389	178	42,929	3	1,450
Cargo	430,751	64,102,984	427,899	63,630,544	1,570	187,844	1,282	284,536
Trainer	370,086	30,916,999	369,283	30,847,083	275	39,462	528	30,454
Communication	14,940	183,295	14,764	179,709	78	1,365	98	2,221
Glider	37	10	24	10	-	-	13	-
Aerial Target	1,177	261,802	1,133	250,454	44	11,338	-	-
THIRD QUARTER	1,273,856	237,111,800	1,268,600	234,944,194	2,778	1,377,301	2,478	790,305
Bomber	116,787	46,860,543	115,574	46,128,367	638	385,265	575	346,911
Tanker	11,630	5,046,238	11,574	4,656,148	56	390,090	-	-
Fighter	217,743	65,592,978	216,972	65,176,663	385	174,470	306	241,845
Reconnaissance	38,821	14,581,229	38,492	14,420,104	279	144,715	59	16,410
Search & Rescue	13,141	2,476,392	13,123	2,472,436	18	3,956	-	-
Cargo	448,637	66,319,180	446,728	66,023,126	898	160,557	1,011	135,497
Trainer	409,394	35,671,229	408,569	35,510,284	405	111,711	420	49,234
Communication	15,735	205,264	15,637	203,794	76	1,062	22	408
Glider	35	-	21	-	-	-	14	-
Aerial Target	1,933	358,747	1,910	353,272	23	5,475	-	-
FOURTH QUARTER	1,703,770	300,650,527	1,694,567	298,398,479	6,389	1,579,580	2,814	672,468
Bomber	148,469	56,306,756	144,400	55,131,229	3,404	838,447	665	337,080
Tanker	16,035	6,545,193	15,984	6,456,837	27	83,155	24	5,201
Fighter	294,115	83,827,786	293,320	83,587,328	624	168,545	162	71,913
Reconnaissance	46,392	18,503,397	45,916	18,306,135	432	163,263	44	33,999
Search & Rescue	16,244	2,861,138	16,128	2,841,143	115	19,795	1	200
Cargo	577,183	82,783,197	574,857	82,429,917	1,364	209,276	962	144,004
Trainer	580,100	49,130,099	578,950	48,960,905	369	95,931	781	73,252
Communication	23,170	271,125	22,982	268,668	53	918	135	1,519
Glider	19	-	3	-	-	-	15	-
Aerial Target	2,043	421,836	2,018	416,296	1	250	24	5,290

SOURCE: Aircraft Materiel Division D/Statistical Services DCS/C

TABLE 86 - USAF AIRCRAFT FLIGHT OPERATIONS, BY TYPE AND MODEL OF AIRCRAFT - QUARTERLY, F.Y. 1951
(Air Force Reserve Not Included)

TYPE AND MODEL	FIRST QUARTER F.Y. 1951					SECOND QUARTER F.Y. 1951				
	HOURS FLOWN	AIRCRAFT		FUEL CONSUMED (GALLONS)	LANDINGS	HOURS FLOWN	AIRCRAFT		FUEL CONSUMED (GALLONS)	LANDINGS
		Av. On Hand	Av. In Com.				Av. On Hand	Av. In Com.		
TOTAL . . .	<u>1,125,551</u>			<u>198,577,086</u>	<u>831,153</u>	<u>1,112,586</u>			<u>191,853,573</u>	<u>817,837</u>
OPERATING ACT.	1,114,831			196,048,786	825,304	1,104,301			189,402,977	812,529
OTHER ACTIVE . . .	5,309			1,279,585	3,211	4,046			1,258,978	2,619
INACTIVE . . .	5,411			1,248,715	2,638	4,239			1,191,618	2,689
OPERATING ACTIVE										
TOTAL . . .	<u>1,114,831</u>	<u>8,052</u>	<u>5,784</u>	<u>196,048,786</u>	<u>825,304</u>	<u>1,104,301</u>	<u>8,533</u>	<u>6,010</u>	<u>189,402,977</u>	<u>812,529</u>
Bomber	<u>107,115</u>	<u>828</u>	<u>554</u>	<u>45,864,192</u>	<u>33,993</u>	<u>95,179</u>	<u>892</u>	<u>555</u>	<u>36,846,306</u>	<u>28,889</u>
B-17	1,764	23	17	377,022	863	1,932	28	23	368,739	781
B-25	456	5	4	66,355	214	203	5	4	35,021	151
B-26	22,475	127	81	3,220,537	10,104	27,844	186	115	4,054,833	9,877
B-29	58,608	386	276	26,363,302	16,245	46,495	390	243	19,802,200	12,913
B-36	4,469	35	19	3,642,555	413	4,496	38	21	3,829,900	371
B-45	1,867	51	23	2,427,912	1,292	1,991,472	48	21	1,991,472	964
B-47	-	-	-	-	-	24	-	-	43,699	66
B-50	17,476	201	134	9,766,509	4,862	12,657	197	128	6,720,442	3,766
Tanker	<u>7,168</u>	<u>80</u>	<u>62</u>	<u>3,092,456</u>	<u>2,024</u>	<u>6,185</u>	<u>107</u>	<u>73</u>	<u>2,432,843</u>	<u>2,024</u>
KB-29	7,168	80	62	3,092,456	2,024	6,149	106	72	2,412,136	2,010
KC-97	-	-	-	-	-	36	1	1	20,707	14
Fighter	<u>149,323</u>	<u>1,696</u>	<u>1,174</u>	<u>41,679,243</u>	<u>102,112</u>	<u>145,592</u>	<u>1,849</u>	<u>1,262</u>	<u>41,234,786</u>	<u>95,830</u>
F-24	-	-	-	-	-	-	2	-	420	2
F-47	9,813	78	69	1,020,889	5,492	1,437	21	18	127,723	995
F-51	29,965	164	118	1,806,987	15,530	34,212	337	242	2,251,075	17,611
F-80	51,166	604	437	19,048,901	35,499	48,364	548	372	17,597,316	32,936
F-82	8,492	120	85	1,308,127	5,309	5,674	86	55	894,227	3,544
F-84	24,638	313	154	8,814,406	17,261	29,868	453	294	10,473,047	19,455
F-86	23,480	395	298	8,967,417	21,575	23,346	342	243	8,813,817	19,014
F-94	1,769	22	13	712,516	1,446	2,689	62	38	1,034,161	2,273
Reconnaissance	<u>27,244</u>	<u>207</u>	<u>129</u>	<u>10,063,921</u>	<u>8,887</u>	<u>32,320</u>	<u>285</u>	<u>179</u>	<u>11,667,843</u>	<u>12,257</u>
RB-17	1,418	10	9	316,087	528	1,383	10	7	334,029	338
RB-25	310	3	3	43,963	175	135	3	3	20,381	76
RB-26	1,741	18	15	263,723	787	5,739	41	32	803,635	2,888
RB-29	16,257	106	54	6,447,827	3,130	5,187	49	31	1,965,556	865
RB-36	605	6	2	748,703	81	1,330	14	6	1,149,101	171
RB-45	163	2	1	243,560	106	1,080	19	13	1,492,257	468
RB-50	733	9	5	434,110	132	961	17	9	524,058	259
RC-45	1,237	8	6	50,830	1,176	718	7	5	30,093	578
RC-47	375	5	5	36,471	208	203	4	4	21,126	106
RF-51	-	-	-	-	-	1,576	19	14	103,598	1,083
RF-80	4,085	39	28	1,416,216	2,487	4,657	47	34	1,609,461	2,891
WB-29	-	-	-	-	-	9,201	54	21	3,581,139	2,502
RC-54	320	1	1	62,431	77	150	1	-	33,409	32
Search & Rescue	<u>14,309</u>	<u>127</u>	<u>82</u>	<u>2,501,385</u>	<u>10,925</u>	<u>11,922</u>	<u>127</u>	<u>75</u>	<u>2,313,389</u>	<u>8,893</u>
SA-10	1,203	17	9	111,707	833	876	19	5	83,623	713
SA-16	3,266	23	14	313,602	3,269	3,217	30	17	324,979	3,599
SB-17	7,702	63	47	1,672,296	3,156	5,927	52	38	1,338,773	2,352
SB-29	884	9	3	351,687	334	1,201	14	8	521,054	320
SC-46	56	-	-	6,970	22	92	1	1	14,644	43
SC-47	341	4	3	30,963	172	258	3	2	25,053	164
SH-5	449	9	5	10,254	944	149	6	3	3,536	676
SL-5	408	2	1	3,096	2,195	202	2	1	1,727	1,026
Cargo	<u>395,393</u>	<u>2,127</u>	<u>1,535</u>	<u>59,559,970</u>	<u>182,947</u>	<u>427,899</u>	<u>2,187</u>	<u>1,538</u>	<u>63,630,544</u>	<u>202,816</u>
C-45	48,277	396	308	1,953,534	32,164	45,215	393	287	1,849,823	28,675
C-46	6,453	41	25	949,080	2,911	14,769	57	39	2,280,887	8,875
C-47	181,712	963	736	18,908,769	94,738	189,658	1,001	765	17,812,398	96,517
C-53	2	-	-	383	2	121	1	1	12,841	64
C-54	102,873	309	208	22,978,812	27,333	102,388	271	172	20,553,401	34,163
C-64	142	1	1	3,631	161	60	1	1	1,904	164
C-74	3,728	9	4	1,610,072	645	3,375	7	3	1,662,733	625
C-82	13,586	139	70	2,346,443	7,123	11,926	129	61	2,129,686	6,787
C-97	9,750	36	17	4,649,136	3,043	13,166	46	21	6,118,961	3,637
C-117	1,973	14	12	188,644	970	2,444	15	13	243,602	1,155
C-118	43	1	1	12,920	24	133	1	1	50,688	34
C-119	7,707	79	47	1,912,300	4,928	25,096	112	71	6,129,576	13,893
C-121	2,792	8	6	1,073,923	810	2,956	9	7	1,213,248	792
C-122	53	1	-	6,398	62	151	2	-	15,475	149
C-124	922	6	3	442,227	370	2,931	18	10	1,262,847	927
C-129	-	-	-	-	-	13	-	-	1,630	10

TABLE 86 - USAF AIRCRAFT FLIGHT OPERATIONS - BY TYPE AND MODEL OF AIRCRAFT
 QUARTERLY, F.Y. 1951 - CONTINUED

TYPE AND MODEL	1st QUARTER - F.Y. 1951					2nd QUARTER - F.Y. 1951				
	HOURS FLOWN	AIRCRAFT		FUEL CONSUMED (In Gals)	LANDINGS	HOURS FLOWN	AIRCRAFT		FUEL CONSUMED (In Gals)	LANDINGS
		Av. on Hand	Av. in Com.				Av. On Hand	Av. in Com.		
OPERATING ACTIVE - Continued										
Cargo Cont'd										
CB-17	4,341	31	28	950,887	1,656	3,881	34	28	861,085	1,666
CB-25	9,522	77	56	1,332,393	5,095	7,994	74	47	1,174,128	3,691
CB-26	1,517	15	12	240,518	912	1,622	16	11	255,631	992
Trainer	397,291	2,716	2,072	32,862,478	429,696	369,283	2,809	2,132	30,847,083	412,050
T-2	-	-	-	-	-	50	1	1	3,122	61
T-6	209,052	1,416	1,174	5,379,135	289,599	183,001	1,342	1,108	4,712,763	265,685
T-7	5,295	62	53	212,981	3,317	5,872	64	45	237,779	6,116
T-11	4	2	1	169	4	2,176	29	17	89,563	1,429
T-28	6,379	39	32	195,208	9,708	20,520	132	109	648,132	28,588
T-29	3,053	13	10	425,278	1,732	3,620	18	15	517,523	1,415
T-33	13,070	139	82	4,557,624	16,564	13,903	179	110	4,878,682	16,135
T-34	187	1	1	1,828	465	360	3	2	3,599	499
T-35	129	2	1	1,019	355	196	3	2	1,690	260
TB-17	2,983	34	23	629,398	1,585	2,258	31	19	507,671	1,090
TB-25	112,388	643	473	14,875,153	75,828	102,274	649	478	13,793,617	67,052
TB-26	10,281	110	69	1,579,169	6,688	10,279	129	78	1,594,240	6,627
TB-29	1,398	11	7	590,774	708	1,909	21	11	735,508	1,744
TC-46	3,420	15	6	452,580	1,609	212	2	1	32,198	68
TC-47	11,312	53	40	1,037,683	6,771	10,748	60	49	1,004,845	5,203
TF-51	11,897	118	69	777,188	8,461	7,407	95	60	506,987	5,068
TF-80	6,379	56	31	2,145,849	6,126	4,494	50	26	1,579,049	4,981
TH-5	64	1	-	1,442	166	-	1	1	115	23
Communication	15,958	196	132	240,726	53,615	14,764	194	141	179,709	48,951
L-5	3,988	48	38	73,833	10,119	3,627	55	41	35,981	9,797
L-13	1,595	39	21	21,571	3,257	2,249	40	28	29,090	4,218
L-15	13	1	1	167	27	7	1	1	93	11
L-16	5,131	23	20	21,773	13,739	4,728	22	20	20,836	13,829
L-17	-	-	-	-	-	-	19	-	237	10
L-19	-	-	-	-	-	-	32	1	262	206
LC-126	1,026	7	5	13,158	1,470	495	6	4	5,967	1,136
H-5	3,614	67	43	108,602	18,964	2,972	55	38	74,449	14,388
H-13	523	9	4	7,022	5,740	454	9	6	6,052	4,712
H-19	68	2	-	2,600	299	181	3	2	6,742	644
Glider	217	45	27	-	364	24	41	30	10	26
G-4	-	3	3	-	-	-	3	3	-	-
G-15	209	40	22	-	362	14	37	26	10	18
G-18	8	2	2	-	2	10	1	1	-	8
Aerial Target	813	30	17	176,415	741	1,133	42	25	250,464	790
Q-14	34	22	10	337	83	53	28	7	563	66
QB-17	682	7	6	142,543	502	869	17	15	172,782	401
QT-33	97	1	1	33,535	156	211	5	3	77,119	323
OTHER ACTIVE a/										
TOTAL	5,309	933	82	1,279,585	3,211	4,046	980	89	1,258,978	2,619
Bomber	1,777	152	10	521,979	581	1,098	145	12	531,595	348
B-17	11	13	2	2,273	15	-	2	-	-	-
B-25	-	1	-	-	-	-	1	-	-	-
B-26	1,334	53	6	216,377	377	439	51	3	65,895	124
B-29	371	73	2	260,850	166	613	81	8	434,380	202
B-36	18	4	-	12,605	10	1	2	-	7,490	2
B-45	1	2	-	1,300	1	2	3	1	2,700	2
B-50	42	6	-	28,574	12	43	5	-	21,130	18
Tanker	169	17	2	82,394	53	32	17	1	117,620	20
KB-29	169	17	2	82,394	53	32	17	1	117,620	20
Fighter	604	206	13	140,281	676	406	220	15	148,858	402
F-47	4	1	-	370	3	3	1	-	311	4
F-51	266	79	4	16,840	347	69	54	5	4,637	66
F-80	306	98	7	104,858	298	325	106	8	139,962	320
F-82	7	3	-	869	6	1	10	-	315	3
F-84	12	8	1	10,423	10	3	15	-	1,992	3
F-86	9	17	1	6,921	12	5	31	1	1,641	6
F-94	-	-	-	-	-	-	3	1	-	-
Reconnaissance	416	91	5	152,748	407	365	95	9	177,967	279
RB-17	9	2	-	2,177	10	2	2	-	523	2
RB-26	202	21	2	30,810	231	15	2	-	2,191	15
RB-36	-	-	-	-	-	2	2	-	620	1
RB-50	52	9	1	19,682	40	20	9	1	46,808	17
RC-45	3	1	-	130	2	24	1	-	1,114	16

TABLE 86 - USAF AIRCRAFT FLIGHT OPERATIONS - BY TYPE AND MODEL OF AIRCRAFT
 QUARTERLY, F.Y. 1951 - CONTINUED

TYPE AND MODEL	1st QUARTER - F.Y. 1951					2nd QUARTER - F.Y. 1951				
	HOURS FLOWN	AIRCRAFT		FUEL CONSUMED (In Gals)	LANDINGS	HOURS FLOWN	AIRCRAFT		FUEL CONSUMED (In Gals)	LANDINGS
		Av. on Hand	Av. in Com.				Av. on Hand	Av. in Com.		
OTHER ACTIVE - Continued a/										
<u>Reconnaissance</u> (Continued)										
RC-47	-	-	-	-	-	-	1	-	-	-
RC-54	-	1	-	-	-	1	-	-	-	1
RF-51	-	2	-	-	-	16	14	4	1,044	13
RF-80	67	28	1	24,236	72	120	36	3	45,114	131
WB-29	-	-	-	-	-	158	13	1	73,332	76
RB-29	83	27	1	75,713	52	7	15	-	7,221	7
<u>Search & Rescue</u>	47	18	1	9,953	31	178	18	1	42,929	131
SA-10	1	6	-	200	1	2	2	-	250	2
SA-16	9	2	-	1,040	3	35	-	-	2,970	54
SB-17	23	8	1	2,071	16	53	14	1	11,504	28
SB-29	14	1	-	6,642	11	46	1	-	24,541	8
SC-47	-	1	-	-	-	42	1	-	3,664	39
<u>Cargo</u>	1,887	270	30	288,048	920	1,570	286	32	187,844	821
C-45	126	57	5	7,187	107	134	58	4	5,915	123
C-46	16	16	-	3,572	11	2	15	-	1,908	2
C-47	1,231	150	19	107,636	619	1,240	162	24	120,308	568
C-54	247	16	3	48,738	81	145	21	3	42,326	86
C-74	1	1	-	525	1	2	-	-	1,200	2
C-82	12	13	1	16,887	15	17	20	1	8,381	18
C-117	5	1	-	430	5	1	-	-	130	1
C-118	7	-	-	1,620	2	2	-	-	1,800	1
C-119	206	1	-	90,030	32	7	6	-	1,775	6
CB-17	13	5	-	4,846	12	19	2	-	4,100	13
CB-25	19	9	2	4,619	30	1	1	-	-	1
CB-26	1	1	-	175	2	-	1	-	-	-
C-97	3	-	-	1,783	3	-	-	-	-	-
<u>Trainer</u>	273	118	17	68,883	357	275	136	14	39,462	432
T-6	44	9	1	1,189	49	59	18	1	1,651	72
T-7	2	6	-	86	2	45	15	1	2,183	60
T-11	3	2	-	215	3	-	1	-	-	-
T-33	55	10	2	19,048	87	7	5	-	2,301	7
TB-17	2	1	-	555	4	28	2	-	6,460	57
TB-25	86	50	11	22,532	144	106	43	12	19,359	206
TB-29	31	10	1	18,102	19	10	2	-	4,555	4
TC-46	-	1	-	-	-	-	-	-	-	-
TC-47	28	12	2	2,823	37	5	7	-	930	7
TF-51	-	1	-	-	-	12	30	-	993	16
TF-80	-	9	-	1,285	-	2	10	-	820	2
TB-26	22	7	-	3,048	12	1	2	-	210	1
<u>Communication</u>	68	55	3	1,006	121	78	60	4	1,365	160
L-4	13	19	2	72	29	6	17	2	51	13
L-5	39	24	-	440	63	44	17	-	506	65
L-13	5	5	1	97	6	15	7	1	252	18
LC-126	-	1	-	-	-	-	3	-	-	-
H-5	11	6	-	397	23	13	16	1	556	62
<u>Glider</u>	-	1	-	-	-	-	1	-	-	-
G-18	-	1	-	-	-	-	1	-	-	-
<u>Aerial Target</u>	68	5	1	14,293	65	44	2	1	11,338	26
QB-17	68	5	1	14,293	65	43	2	1	11,028	25
QT-33	-	-	-	-	-	1	-	-	310	1
INACTIVE										
TOTAL	5,411			1,248,715	2,638	4,239			1,191,618	2,689
B-17	36			8,015	22	174			37,048	51
B-26	55			8,077	38	269			38,915	78
B-29	196			87,119	54	45			47,162	39
B-45	51			22,720	41	-			-	-
B-45	3			3,160	4	4			4,753	2
B-50	69			76,168	44	627			158,853	87
B-36	4			4,375	1	-			-	-
CB-17	213			49,340	66	53			13,178	16
C-45	13			366	8	105			25,618	57
C-46	4			565	3	-			-	-
C-47	1,424			157,505	907	825			82,744	501
C-53	-			-	-	-			-	-

TABLE 86 - USAF AIRCRAFT FLIGHT OPERATIONS - BY TYPE AND MODEL OF AIRCRAFT
 QUARTERLY, F.Y. 1951-- CONTINUED

TYPE AND MODEL	1st QUARTER - F.Y. 1951					2nd QUARTER - F.Y. 1951				
	HOURS FLOWN	AIRCRAFT		FUEL CONSUMED (In Gals)	LANDINGS	HOURS FLOWN	AIRCRAFT		FUEL CONSUMED (In Gals)	LANDINGS
		Av. on Hand	Av. in Com.				Av. on Hand	Av. in Com.		
INACTIVE - Continued										
C-54	993			408,056	234	136			28,276	40
C-64	1			400	1	-			-	-
C-82	12			1,995	4	-			-	-
C-97	-			-	-	-			-	-
C-99	35			23,710	14	-			-	-
C-119	52			11,189	27	34			11,464	28
C-122	23			2,080	12	-			-	-
C-124	4			444	18	-			-	-
C-129	-			-	-	1			200	1
F-47	79			5,769	27	68			7,060	44
F-51	-			562	-	36			8,204	35
F-80	149			52,508	149	171			63,490	191
F-82	1			135	1	-			-	-
F-84	1,321			239,469	395	600			311,930	582
F-86	3			961	4	11			4,441	15
F-94	-			-	-	19			6,921	16
G-18	1			-	1	-			-	-
G-20	30			-	42	-			-	-
H-12	17			959	42	30			1,308	89
KB-29	-			-	-	1			650	1
L-4	-			-	-	-			-	-
L-5	10			134	9	5			50	5
L-13	37			713	59	63			863	52
RB-17	17			3,922	10	-			-	-
RB-29	-			-	-	11			5,650	9
RB-50	7			2,840	5	-			-	-
RF-80	62			21,869	67	35			12,746	40
SA-10	7			1,080	5	-			-	-
SB-17	34			7,424	14	-			-	-
SB-29	12			5,622	9	3			1,450	2
TB-17	63			13,912	29	2			450	2
TB-25	17			2,279	14	-			-	-
TB-26	2			200	3	-			-	-
TB-29	4			1,800	3	4			1,570	3
TC-46	-			-	-	37			5,140	48
TC-47	20			9,309	21	-			-	-
TF-51	18			1,901	15	84			8,350	63
T-6	267			5,857	159	340			9,535	335
T-11	36			2,246	46	34			1,790	44
T-33	-			-	-	3			1,020	4
TF-80	-			-	-	5			1,519	6
XB-29	-			-	-	93			41,103	26
XB-43	-			-	-	65			35,242	67
XB-47	-			-	-	46			69,702	19
XB-48	-			-	-	2			4,930	2
XC-99	-			-	-	128			123,116	25
XRF-80	-			-	-	31			10,372	29
XG-18	-			-	-	7			-	4
XG-20	-			-	-	6			-	2
XR-12	-			-	-	6			3,725	4
XT-28	-			-	-	19			980	25
X-4	9			1,860	11	-			-	-

TABLE 86 - USAF AIRCRAFT FLIGHT OPERATIONS - BY TYPE AND MODEL OF AIRCRAFT
 QUARTERLY, F.Y. 1951 - CONTINUED

TYPE AND MODEL	3rd QUARTER - F.Y. 1951					4th QUARTER - F.Y. 1951				
	HOURS FLOWN	AIRCRAFT		FUEL CONSUMED (In Gals)	LANDINGS	HOURS FLOWN	AIRCRAFT		FUEL CONSUMED (In Gals)	LANDINGS
		Av. on Hand	Av. in Com.				Av. on Hand	Av. in Com.		
TOTAL . . .	1,273,856			237,111,800	975,477	1,703,770			300,650,527	1,365,157
OPERATING ACTIVE	1,268,600			234,944,194	971,364	1,694,567			298,398,479	1,359,320
OTHER ACTIVE . . .	2,778			1,377,301	2,269	6,389			1,579,580	3,419
INACTIVE	2,478			790,305	1,844	2,814			672,468	2,418
OPERATING ACTIVE										
TOTAL . . .	1,268,600	9,401	6,782	234,944,194	971,364	1,694,567	10,904	7,555	298,398,479	1,359,320
Bomber	115,574	893	588	46,128,367	35,862	144,400	997	644	55,131,229	51,682
B-17	2,004	26	20	387,874	800	2,629	28	19	552,377	1,005
B-25	618	8	6	86,419	432	468	7	4	87,020	322
B-26	30,894	198	122	4,714,542	12,458	49,820	295	183	7,710,254	24,279
B-29	54,710	386	262	23,323,049	15,912	58,578	387	255	24,616,442	19,328
B-36	6,329	37	27	6,007,334	907	8,250	39	31	7,998,524	789
B-45	1,443	47	19	1,867,573	1,034	2,031	44	20	2,638,818	1,442
B-47	286	2	1	433,194	154	597	3	3	984,023	439
B-50	19,277	188	132	9,307,320	4,156	21,987	192	127	10,530,716	4,010
YB-29	-	1	-	-	-	20	1	1	7,920	48
JD-1 b/.	13	-	-	1,062	9	20	1	1	5,135	20
Tanker	11,574	123	84	4,656,148	3,247	15,984	148	102	6,456,837	4,036
KB-29	11,505	122	83	4,611,673	3,227	15,886	147	101	6,404,458	4,004
KC-97	69	1	1	44,475	20	98	1	1	52,379	32
Fighter	216,972	2,383	1,661	65,176,663	148,035	293,329	2,975	1,938	83,587,328	212,830
F-24	5	2	-	774	9	8	1	1	970	12
F-47	3,810	79	54	448,999	2,512	14,093	176	112	1,442,063	9,055
F-51	47,166	484	339	3,160,376	26,467	78,325	779	505	5,125,218	51,349
F-80	65,518	600	416	24,107,336	47,472	63,736	555	378	24,241,498	48,527
F-82	4,957	71	43	800,621	2,650	3,769	60	35	570,929	2,264
F-84	59,978	661	463	22,592,858	38,705	82,449	829	523	31,952,580	59,911
F-86	29,164	370	278	11,353,980	24,938	37,742	380	273	14,845,650	29,985
F-89	373	3	1	344,015	34	492	11	3	460,935	464
F-94	5,941	111	66	2,341,901	4,909	12,629	182	107	4,912,767	11,192
YF-94	60	2	1	25,803	59	86	2	1	34,718	71
Reconnaissance	38,492	312	197	14,420,104	13,630	45,916	353	209	18,306,135	17,338
RB-17	1,345	11	7	321,000	337	1,242	11	5	300,899	430
RB-25	139	2	2	20,178	68	316	3	3	44,926	149
RB-26	6,628	41	28	938,581	2,742	7,937	41	28	1,134,080	3,444
RB-29	4,529	47	29	1,951,323	886	3,656	43	27	1,697,497	842
RB-36	2,611	10	8	2,216,508	235	4,245	27	15	4,114,618	500
RB-45	1,448	25	14	2,010,842	579	1,522	28	12	1,917,569	513
RB-50	1,574	22	9	891,952	310	2,547	23	10	1,340,866	1,004
RC-45	957	8	6	39,010	705	1,123	8	6	44,696	926
RC-47	404	4	4	42,044	231	553	5	5	58,214	235
RF-51	3,804	30	24	265,029	2,418	3,132	27	20	199,561	1,756
RF-80	4,683	49	37	1,654,204	3,032	7,096	62	44	2,571,338	4,709
WB-29	10,370	63	29	4,069,433	2,087	12,547	75	34	4,881,871	2,780
Search & Rescue	13,123	130	78	2,472,436	9,402	16,128	130	86	2,841,143	14,439
SA-10	860	16	7	85,919	581	1,385	12	8	136,030	1,139
SA-16	4,845	39	26	526,838	4,457	6,271	45	28	640,328	8,234
SB-17	5,342	49	31	1,197,505	2,306	6,221	51	36	1,417,192	3,075
SB-29	1,437	15	8	630,596	423	1,443	14	8	605,608	609
SC-46	41	1	-	4,970	18	-	-	-	-	-
SC-47	212	2	2	20,357	101	347	2	2	32,857	166
SH-5	185	6	3	4,282	500	370	5	3	8,295	855
SL-5	201	2	1	1,969	1,016	91	1	1	833	361
Cargo	446,728	2,287	1,683	66,023,126	229,082	574,857	2,474	1,810	82,429,917	303,371
C-45	47,134	387	297	1,897,031	31,118	61,289	381	293	2,451,168	40,543
C-46	16,521	97	71	2,781,087	12,493	48,240	221	155	7,093,785	29,358
C-47	209,048	1,066	835	19,755,659	109,636	263,694	1,120	889	24,467,797	145,174
C-53	147	1	1	14,690	82	194	1	1	19,446	104
C-54	104,056	272	184	20,993,383	39,809	123,451	268	198	24,555,776	50,312
C-64	32	1	-	712	27	-	1	-	-	-
C-74	3,438	6	3	1,513,136	1,123	5,048	7	4	2,203,500	1,620
C-82	14,073	123	72	2,506,713	9,923	11,309	125	54	2,021,189	7,115
C-97	13,514	46	21	6,444,874	4,580	16,874	44	23	7,980,174	4,972
C-117	2,174	15	13	212,194	1,178	2,424	14	12	229,030	1,164
C-118	66	1	1	26,636	20	99	1	1	39,828	59
C-119	17,562	123	85	4,389,963	10,787	19,220	141	77	4,694,850	12,486
C-121	2,261	8	6	841,931	826	2,277	9	7	943,598	706

TABLE 86 - USAF AIRCRAFT FLIGHT OPERATIONS - BY TYPE AND MODEL OF AIRCRAFT
 QUARTERLY, F.Y. 1951 -- CONTINUED

TYPE AND MODEL	3rd QUARTER - F.Y. 1951					4th QUARTER - F.Y. 1951				
	HOURS FLOWN	AIRCRAFT		FUEL CONSUMED (In Gals)	LANDINGS	HOURS FLOWN	AIRCRAFT		FUEL CONSUMED (In Gals)	LANDINGS
		Av. on Hand	Av. in Com.				Av. on Hand	Av. in Com.		
OPERATING ACTIVE - Continued										
Cargo - (Cont'd)										
C-124	4,202	28	15	2,176,494	1,204	6,418	41	24	2,921,408	2,192
CB-17	4,188	38	33	970,835	1,893	4,974	36	31	1,128,062	2,218
CB-25	5,684	55	34	820,491	2,767	6,330	48	31	912,781	3,678
CB-26	982	10	7	153,849	586	619	5	4	103,999	398
CB-29	1	-	-	633	1	-	-	-	-	-
YC-97	1,093	3	1	453,503	254	1,358	4	1	554,724	373
YC-122	405	4	2	42,997	539	1,032	6	4	107,472	867
YC-125	104	2	1	18,971	206	7	1	1	1,330	12
YC-129	43	1	1	7,344	30	-	-	-	-	-
Trainer	408,569	2,992	2,296	35,510,284	470,062	578,950	3,522	2,566	48,960,906	668,077
T-6	186,473	1,395	1,164	4,721,047	287,297	265,985	1,552	1,249	6,700,327	410,223
T-7	9,143	68	49	347,497	7,523	12,707	90	60	475,569	9,960
T-11	4,309	42	25	166,321	2,715	23,500	201	113	911,050	20,355
T-28	33,643	213	167	1,161,157	40,581	51,133	280	189	1,701,613	61,250
T-29	4,590	28	22	669,759	3,622	4,869	28	19	722,128	2,454
T-33	20,193	192	118	6,867,539	25,247	28,403	211	128	9,647,254	35,862
TB-17	1,983	27	19	467,144	973	2,525	28	20	582,501	1,416
TB-25	106,071	655	487	14,250,325	67,951	123,761	657	485	16,648,440	78,280
TB-26	12,614	132	90	1,941,425	8,159	17,031	169	103	2,693,099	10,963
TB-29	2,660	26	11	1,116,150	4,159	5,343	37	20	2,098,613	5,481
TB-50	-	-	-	-	-	609	8	3	356,824	399
TC-46	521	4	3	67,211	266	8,198	37	26	1,121,996	3,772
TC-47	11,275	58	45	1,067,741	7,173	14,284	55	45	1,364,212	7,286
TF-47	97	1	1	11,228	83	288	4	2	26,912	125
TF-51	8,355	84	57	563,280	6,966	11,207	99	67	723,677	10,322
TF-80	6,075	61	33	2,086,568	6,340	8,826	61	36	3,163,985	9,647
TH-5	53	1	1	1,140	247	22	1	-	507	48
YT-34	263	2	2	2,641	371	26	1	-	251	30
YT-35	251	3	2	2,111	389	233	3	1	1,948	264
Communication	15,637	199	137	203,794	60,870	22,982	232	151	268,688	85,944
L-5	2,845	58	40	28,971	7,301	3,695	60	42	38,033	5,884
L-13	3,290	40	28	41,051	9,670	3,787	42	31	45,579	10,634
L-16	4,155	22	20	18,920	12,914	8,692	42	32	40,814	28,575
L-17	23	1	1	327	23	25	1	1	316	24
L-19	124	1	1	1,245	1,256	24	1	-	257	55
LC-126	538	6	3	6,020	1,240	931	7	4	11,419	1,290
H-5	3,092	49	31	78,869	15,946	3,295	49	27	90,565	17,360
H-13	1	-	-	-	6	690	3	1	7,737	6,972
H-23	242	2	1	2,971	2,750	574	5	1	6,779	6,829
YH-5	229	6	5	5,481	1,111	251	7	5	6,793	885
YH-13	716	10	5	9,112	7,832	535	8	2	6,694	6,173
YH-18	-	-	-	-	-	66	1	1	1,196	232
YH-19	209	3	1	7,981	610	206	3	1	8,490	585
YH-24	-	-	-	-	-	18	1	1	188	119
YL-20	173	1	1	2,846	211	193	2	2	3,828	327
Glider	21	42	31	-	49	3	37	25	-	6
G-4	-	3	3	-	-	-	2	2	-	-
G-15	11	36	25	-	34	3	32	20	-	6
YG-18	10	3	3	-	15	-	3	3	-	-
Aerial Target	1,910	40	27	353,272	1,125	2,018	36	24	416,296	1,597
Q-14	93	17	8	1,465	256	173	16	8	1,628	700
QB-17	1,642	17	14	288,911	687	1,797	17	14	395,568	833
QT-24	1	1	-	49	1	7	1	1	905	7
QT-33	169	5	5	62,847	181	41	2	1	18,195	57
OTHER ACTIVE a/										
TOTAL	2,778	1,257	85	1,377,301	2,269	6,399	1,090	136	1,579,580	3,419
Bomber	638	134	16	385,265	193	3,404	186	35	838,447	908
B-17	5	3	-	1,008	6	108	4	-	16,625	95
B-25	-	1	-	-	-	6	1	1	5,984	15
B-26	78	51	8	9,068	35	2,731	102	23	415,282	587
B-29	517	68	7	314,651	129	375	56	5	285,427	131
B-36	2	1	-	12,550	1	1	2	-	18,000	1
B-45	9	4	1	7,684	7	1	8	3	13,106	2
B-50	25	5	-	39,449	13	174	8	3	83,755	75
YB-29	2	1	-	855	2	1	-	-	265	2
Tanker	56	22	3	390,090	37	27	21	1	83,155	25
KB-29	56	22	3	390,090	37	27	21	1	83,155	25

TABLE 86 - USAF AIRCRAFT FLIGHT OPERATIONS - BY TYPE AND MODEL OF AIRCRAFT
 QUARTERLY, F. Y. 1951 - CONTINUED

TYPE AND MODEL	3rd QUARTER - F.Y. 1951					4th QUARTER - F.Y. 1951				
	HOURS FLOWN	AIRCRAFT		FUEL CONSUMED (In Gals)	LANDINGS	HOURS FLOWN	AIRCRAFT		FUEL CONSUMED (In Gals)	LANDINGS
		Av. on Hand	Av. in Com.				Av. on Hand	Av. in Com.		
OTHER ACTIVE - Continued a/										
<u>Fighters</u>	385	325	17	174,470	454	624	333	26	168,545	742
F-47	3	3	-	1,303	3	12	17	1	4,124	14
F-51	36	137	3	4,693	49	110	93	7	10,373	151
F-80	204	62	8	107,315	230	55	74	10	24,842	66
F-82	9	13	-	1,383	15	24	11	1	3,212	27
F-84	67	53	3	30,558	77	368	96	2	104,750	415
F-86	53	47	2	20,764	65	32	33	4	11,046	43
F-94	13	10	1	8,454	15	23	9	1	10,198	26
<u>Reconnaissance</u>	279	94	5	144,715	185	432	63	7	163,263	179
RB-17	-	-	-	-	-	-	1	-	-	-
RB-25	2	1	-	460	3	2	-	-	250	2
RB-26	2	4	-	293	1	237	9	4	35,946	48
RB-29	-	4	1	1,050	-	3	2	-	347	2
RB-36	5	13	1	21,103	1	13	8	-	8,450	5
RB-50	3	5	-	4,130	3	2	5	-	57,030	2
RC-47	4	1	-	357	4	-	-	-	-	-
RF-51	-	23	-	-	-	62	24	1	9,594	55
RF-80	58	20	2	22,776	72	11	6	2	4,013	17
WB-29	205	23	1	94,546	101	102	8	-	47,633	48
<u>Search & Rescue</u>	18	19	1	3,956	21	115	20	3	19,795	56
SA-10	7	4	1	915	9	2	6	2	175	2
SA-16	3	-	-	1,158	2	75	2	-	9,408	10
SB-17	8	14	-	1,883	10	36	9	1	10,045	39
SB-29	-	-	-	-	-	-	1	-	-	-
SC-47	-	1	-	-	-	2	1	-	167	5
SH-5	-	-	-	-	-	-	1	-	-	-
<u>Cargo</u>	898	238	18	160,557	670	1,364	208	16	209,276	846
C-45	131	33	3	6,564	123	229	15	3	9,747	220
C-46	1	18	-	100	1	4	20	-	1,804	6
C-47	462	127	13	48,735	375	489	109	7	51,939	352
C-54	260	20	-	82,811	118	358	18	2	112,622	102
C-82	15	22	1	11,055	17	7	19	1	8,622	7
C-97	1	-	-	5,510	1	-	2	-	5,184	-
C-117	-	1	-	-	-	32	1	-	3,153	11
C-118	-	-	-	-	-	1	-	-	2,505	1
C-119	6	8	-	1,672	8	12	8	1	4,717	18
C-124	-	-	-	-	-	-	2	-	3,000	-
CB-17	9	2	-	1,868	7	6	2	-	1,365	8
CB-25	13	6	1	2,242	20	24	9	2	3,606	36
CB-26	-	1	-	-	-	6	1	-	-	-
YC-129	-	-	-	-	-	6	1	-	573	16
YC-125	-	-	-	-	-	196	-	-	439	69
<u>Trainer</u>	405	165	21	111,711	489	369	213	45	95,931	496
T-5	55	32	7	2,497	86	71	44	31	3,182	105
T-7	18	12	-	1,548	21	32	17	-	1,433	42
T-11	2	3	1	382	3	2	6	1	695	4
T-28	-	-	-	-	-	-	1	-	-	-
T-33	81	6	-	33,214	68	3	7	-	909	2
TB-17	6	3	-	1,681	6	7	1	-	2,345	7
TB-25	109	41	10	17,450	174	104	38	7	18,793	167
TB-26	36	8	-	5,958	22	13	29	-	3,548	20
TB-29	43	5	1	43,150	37	49	5	2	56,505	39
TC-47	-	2	-	-	-	7	3	-	668	12
TF-47	-	1	-	-	-	-	25	-	-	-
TF-51	50	47	2	4,170	68	78	34	4	6,555	95
TF-80	5	5	-	1,661	4	3	3	-	1,298	3
<u>Communication</u>	76	59	4	1,062	207	53	46	3	918	166
H-5	17	8	-	535	94	19	7	-	571	97
H-23	-	-	-	-	-	-	1	-	-	-
YH-19	-	1	-	-	-	-	1	-	-	-
YH-5	2	1	-	54	11	-	-	-	-	-
L-4	9	26	1	42	18	9	23	1	66	21
L-5	30	14	1	321	49	22	11	1	239	43
L-13	8	6	2	110	27	2	1	1	26	3
LC-126	10	3	-	-	8	1	2	-	16	2
<u>Aerial Target</u>	23	1	-	5,475	13	1	-	-	250	1
QB-17	23	1	-	5,475	13	1	-	-	250	1

TABLE 86 - USAF AIRCRAFT FLIGHT OPERATIONS - BY TYPE AND MODEL OF AIRCRAFT
 QUARTERLY, F.Y. 1951 -- CONTINUED

TYPE AND MODEL	3rd QUARTER - F.Y. 1951					4th QUARTER - F.Y. 1951				
	HOURS FLOWN	AIRCRAFT		FUEL CONSUMED (In Gals)	LANDINGS	HOURS FLOWN	AIRCRAFT		FUEL CONSUMED (In Gals)	LANDINGS
		Av. on Hand	Av. in Com.				Av. on Hand	Av. in Com.		
INACTIVE										
TOTAL . . .	2,478			790,305	1,844	2,814			672,468	2,418
B-17	63			12,033	30	128			26,434	45
B-25	8			1,020	7	48			9,749	43
B-26	73			13,711	53	315			76,765	221
B-29	36			116,947	28	76			139,388	55
B-45	-			-	-	5			6,000	5
B-50	299			122,392	44	-			-	-
KB-29	-			-	-	24			5,201	19
F-47	27			3,677	24	-			-	-
F-51	39			4,608	38	83			5,830	47
F-80	68			25,369	94	31			12,591	50
F-84	162			174,362	181	21			40,753	45
F-86	14			4,829	15	2			3,048	2
F-89	9			7,575	16	-			-	-
F-94	51			15,118	26	-			-	-
RB-26	-			-	-	14			2,568	17
RB-36	-			-	-	-			19,275	-
RF-80	22			8,093	34	7			3,366	11
WB-29	-			-	-	-			158	1
SA-16	-			-	-	1			200	2
C-45	2			786	1	4			210	4
C-47	878			91,241	566	709			73,876	435
C-54	50			14,250	15	3			11,680	4
C-119	20			7,300	19	99			19,524	49
C-124	2			1,400	5	10			9,020	21
CB-26	3			555	2	1			220	1
YC-125	2			525	6	4			1,000	6
T-6	145			5,253	192	95			3,959	120
T-7	-			-	-	6			1,283	11
T-11	71			3,511	72	110			5,127	77
T-33	13			3,671	22	111			25,094	86
TB-17	14			2,700	5	-			100	1
TB-25	-			-	-	44			7,318	60
TB-26	14			2,290	11	18			3,832	15
TB-29	11			22,398	10	47			15,840	59
TF-51	27			3,015	27	8			880	5
TF-80	3			1,130	4	-			-	-
YT-34	-			-	-	135			1,370	128
L-5	2			16	1	1			20	1
L-13	14			207	16	75			614	112
H-13	5			65	13	56			840	146
YH-12	1			120	3	3			45	15
QB-17	-			-	-	12			2,569	9
QT-33	-			-	-	12			2,721	12
XB-29	25			10,435	12	27			7,121	28
XB-36	17			12,500	5	12			10,900	4
XB-43	26			17,302	32	22			12,644	20
XB-45	15			20,396	11	5			6,719	5
XB-47	9			11,845	4	18			24,580	7
XB-48	4			8,330	5	9			16,780	12
XC-99	6			6,000	4	-			-	-
XC-120	48			13,440	29	81			18,733	46
XC-123	-			-	-	51			9,741	16
XRF-80	28			8,317	17	17			5,406	25
XF-86	16			6,347	21	25			9,691	36
XG-18	14			-	11	16			3,226	8
XR-12	-			-	-	6			8,459	56
XT-28	122			5,266	113	207			-	266

a/ Due to the necessity of rounding the 3-month period, certain averages have been adjusted.

b/ Navy type Aircraft.

SOURCE: Materiel Statistics Division-Director of Statistical Services-DCS/C

TABLE 87 - SUMMARY OF USAF FLIGHT OPERATIONS, BY TYPE OF ACTIVITY

TYPE OF ACTIVITY	FISCAL YEAR 1951			
	HOURS FLOWN	AVERAGE AIRCRAFT		FUEL CONSUMED (Gallons)
		ON HAND	IN COMMISSION	
<u>WORLDWIDE - TOTAL</u> (Excluding Air Force Reserve)	<u>5,215,763</u>			<u>928,192,986</u>
<u>OPERATING ACTIVE</u>	<u>5,182,299</u>	<u>36,890</u>	<u>26,131</u>	<u>918,794,436</u>
Administrative	164,214	1,072	824	23,878,082
Minimum Individual Training	1,206,118	7,690	5,604	106,780,625
Unit Training	1,822,435	15,200	10,325	523,068,903
Unit Support	131,945	955	655	19,573,964
Flying Technical Training	1,133,506	6,948	5,512	83,697,730
MATS : Transport	297,839	660	387	77,824,244
Air Evacuation	24,719	60	42	3,256,361
Combat Crew Training	112,642	867	494	30,434,403
Test	71,886	1,530	852	22,930,776
Test Support	19,501	224	149	3,001,656
Special Mission	197,494	1,684	1,287	24,347,692
<u>OTHER ACTIVE</u>	<u>18,522</u>	<u>3,079</u>	<u>392</u>	<u>5,495,444</u>
Command Support	6,527	2,557	197	2,486,097
Project	11,995	1,502	195	3,009,347
<u>INACTIVE</u>	<u>14,942</u>			<u>3,903,106</u>
<u>CONTINENTAL U. S. - TOTAL</u>	<u>3,641,738</u>			<u>572,109,356</u>
<u>OPERATING ACTIVE</u>	<u>3,624,798</u>	<u>26,971</u>	<u>19,143</u>	<u>565,728,713</u>
Administrative	99,046	656	506	13,432,047
Minimum Individual Training	1,002,156	6,522	4,802	89,206,666
Unit Training	768,258	8,079	5,365	246,162,209
Unit Support	101,606	690	479	12,724,996
Flying Technical Training	1,133,506	6,948	5,512	83,697,730
MATS : Transport	171,573	430	242	46,528,345
Air Evacuation	24,719	60	42	3,256,361
Combat Crew Training	111,755	859	489	30,272,308
Test	66,370	1,468	799	21,571,578
Test Support	16,544	201	132	2,676,974
Special Mission	129,255	1,058	775	16,099,499
<u>OTHER ACTIVE</u>	<u>7,147</u>	<u>3,102</u>	<u>297</u>	<u>3,422,772</u>
Command Support	3,363	1,788	149	1,886,360
Project	3,784	1,314	148	1,536,412
<u>INACTIVE</u>	<u>9,793</u>			<u>2,957,871</u>
<u>OVERSEAS - TOTAL</u>	<u>1,574,025</u>			<u>358,083,630</u>
<u>OPERATING ACTIVE</u>	<u>1,557,501</u>	<u>9,919</u>	<u>6,988</u>	<u>353,065,723</u>
Administrative	65,168	416	318	10,446,035
Minimum Individual Training	203,962	1,167	802	17,573,959
Unit Training	1,054,177	7,122	4,960	276,906,694
Unit Support	30,329	266	176	6,048,968
MATS : Transport	126,266	230	145	31,295,899
Combat Crew Training	887	8	5	162,095
Test	5,516	61	53	1,259,198
Test Support	2,957	23	17	324,682
Special Mission	68,239	626	512	8,248,193
<u>OTHER ACTIVE</u>	<u>11,375</u>	<u>957</u>	<u>95</u>	<u>2,072,672</u>
Command Support	3,164	768	47	599,737
Project	8,211	189	48	1,472,935
<u>INACTIVE</u>	<u>5,149</u>			<u>945,235</u>

SOURCE: Materiel Statistics Division - Director of Statistical Services - DCS/C

TABLE 88 - USAF FLIGHT OPERATIONS, BY TYPE OF ACTIVITY - QUARTERLY, F.Y. 1951

TYPE OF ACTIVITY	FIRST QUARTER FY 1951				SECOND QUARTER FY 1951			
	HOURS FLOWN	AVERAGE AIRCRAFT		FUEL CONSUMED (GALLONS)	HOURS FLOWN	AVERAGE AIRCRAFT		FUEL CONSUMED (GALLONS)
		ON HAND	IN COM.			ON HAND	IN COM.	
<u>WORLDWIDE TOTAL-(Excl.-AFR)</u>	<u>1,125,551</u>			<u>198,577,086</u>	<u>1,112,586</u>			<u>191,853,573</u>
<u>OPERATING ACTIVE</u> . . .	<u>1,114,831</u>	<u>8,052</u>	<u>5,784</u>	<u>196,048,788</u>	<u>1,104,301</u>	<u>8,533</u>	<u>6,010</u>	<u>189,402,977</u>
Administrative . . .	34,925	225	177	5,384,900	33,890	246	183	5,196,379
Min. Individual Tng.	283,314	1,907	1,401	26,753,122	266,387	1,873	1,342	23,639,789
Unit Training . . .	369,418	3,096	2,144	109,354,323	387,489	3,473	2,334	106,943,563
Unit Support . . .	24,743	180	121	3,379,270	25,371	208	142	3,678,146
Flying Tech Tng . . .	258,162	1,552	1,251	18,057,719	238,363	1,565	1,281	16,670,004
MATS : Transport . . .	69,750	195	120	19,235,316	75,668	177	99	18,679,918
Combat Crew Training	12,792	105	63	3,318,330	12,872	144	78	3,770,223
Test	17,786	381	195	5,310,256	16,301	386	211	4,799,537
Test Support	4,514	52	38	669,837	3,809	52	35	520,589
Special Mission . . .	39,427	359	274	4,585,713	44,151	409	305	5,504,829
<u>OTHER ACTIVE</u>	<u>5,309</u>	<u>932</u>	<u>82</u>	<u>1,279,585</u>	<u>4,046</u>	<u>980</u>	<u>89</u>	<u>1,258,978</u>
Command Support . . .	1,882	577	45	458,686	1,528	629	46	533,003
Project	3,427	355	37	820,899	2,518	351	43	725,975
<u>INACTIVE</u>	<u>5,411</u>			<u>1,248,715</u>	<u>4,239</u>			<u>1,191,618</u>
<u>CONTINENTAL U.S. - Total</u> (Excl.-AFR)	<u>783,905</u>			<u>118,140,098</u>	<u>747,384</u>			<u>113,798,507</u>
<u>OPERATING ACTIVE</u> . . .	<u>779,144</u>	<u>5,806</u>	<u>4,124</u>	<u>116,753,515</u>	<u>742,389</u>	<u>6,138</u>	<u>4,354</u>	<u>111,874,308</u>
Administrative . . .	19,864	133	104	2,892,674	21,324	154	115	3,003,965
Min. Individual Tng.	239,811	1,602	1,195	23,153,370	218,476	1,589	1,158	19,627,685
Unit Training . . .	142,173	1,537	981	48,153,041	144,460	1,746	1,140	47,376,339
Unit Support . . .	18,645	112	74	2,096,396	18,070	144	102	2,043,402
Flying Tech Tng . . .	258,162	1,552	1,251	18,057,719	238,363	1,565	1,281	16,670,004
MATS : Transport . . .	42,702	134	80	10,391,543	41,759	117	62	10,773,510
Combat Crew Tng . . .	11,905	97	58	3,156,235	12,872	144	78	3,770,223
Test	17,786	381	195	5,310,256	15,845	379	208	4,672,073
Test Support	3,702	47	34	580,797	3,160	47	31	454,674
Special Mission . . .	24,394	211	152	2,961,484	28,060	253	179	3,482,433
<u>OTHER ACTIVE</u>	<u>2,083</u>	<u>719</u>	<u>64</u>	<u>751,182</u>	<u>1,664</u>	<u>759</u>	<u>64</u>	<u>877,620</u>
Command Support . . .	961	414	37	310,926	742	428	35	388,868
Project	1,122	305	27	440,256	922	331	29	488,752
<u>INACTIVE</u>	<u>2,678</u>			<u>635,401</u>	<u>3,331</u>			<u>1,046,579</u>
<u>OVERSEAS - TOTAL</u>	<u>341,646</u>			<u>80,436,988</u>	<u>365,202</u>			<u>78,055,066</u>
<u>OPERATING ACTIVE</u> . . .	<u>335,687</u>	<u>2,246</u>	<u>1,660</u>	<u>79,295,271</u>	<u>361,912</u>	<u>2,395</u>	<u>1,656</u>	<u>77,528,669</u>
Administrative . . .	15,061	92	73	2,492,226	12,566	92	68	2,192,414
Min. Individual Tng.	43,503	305	206	3,599,752	47,911	284	184	4,012,104
Unit Training . . .	227,245	1,559	1,163	61,201,282	243,029	1,727	1,194	59,567,224
Unit Support . . .	6,098	68	47	1,282,874	7,301	64	40	1,634,744
MATS : Transport . . .	27,048	61	40	8,843,773	33,909	60	37	7,906,408
Combat Crew Tng . . .	887	8	5	162,095	-	-	-	-
Test	-	-	-	-	456	7	3	127,464
Test Support	812	5	4	89,040	649	5	4	65,915
Special Mission . . .	15,033	148	122	1,624,229	16,091	156	126	2,022,396
<u>OTHER ACTIVE</u>	<u>3,226</u>	<u>213</u>	<u>18</u>	<u>528,403</u>	<u>2,382</u>	<u>221</u>	<u>25</u>	<u>381,358</u>
Command Support . . .	921	163	7	147,760	786	201	11	144,135
Project	2,305	50	11	380,643	1,596	20	14	237,223
<u>INACTIVE</u>	<u>2,733</u>			<u>613,314</u>	<u>908</u>			<u>145,039</u>

TABLE 88 - USAF FLIGHT OPERATIONS, BY TYPE OF ACTIVITY - QUARTERLY, F.Y. 1951 - CONTINUED

TYPE OF ACTIVITY	THIRD QUARTER FY 1951				FOURTH QUARTER FY. 1951			
	HOURS FLOWN	AVERAGE AIRCRAFT		FUEL CONSUMED (GALLONS)	HOURS FLOWN	AVERAGE AIRCRAFT		FUEL CONSUMED (GALLONS)
		ON HAND	IN COM			ON HAND	IN COM	
WORLDWIDE TOTAL-(Excl AFR)	1,273,856			237,111,800	1,703,770			300,650,527
OPERATING ACTIVE . . .	1,268,600	9,401	6,782	234,944,194	1,694,567	10,904	7,555	298,398,479
Administrative . . .	40,059	277	212	5,793,151	55,340	324	252	7,503,652
Min. Individual Tng	280,748	1,859	1,380	24,988,708	375,669	2,051	1,482	31,399,006
Unit Training . . .	458,237	3,919	2,715	136,650,269	607,291	4,712	3,131	170,120,748
Unit Support . . .	32,443	261	181	5,110,378	49,388	306	211	7,406,170
Combat Crew Training	35,881	267	156	9,981,870	51,097	351	197	13,363,980
Flying Tech Training	265,502	1,740	1,412	19,897,232	371,479	2,091	1,568	29,072,775
MATS : Transport . .	69,874	148	82	18,007,532	82,547	140	86	21,901,478
Air Evac a/ . . .	10,368	28	20	1,448,328	14,351	32	22	1,808,033
Test	17,917	384	232	5,746,025	19,882	379	214	7,074,958
Test Support	4,669	55	34	683,048	6,509	65	42	1,128,182
Special Mission . . .	52,902	463	358	6,637,653	61,014	453	350	7,619,497
OTHER ACTIVE	2,778	1,057	85	1,377,301	6,389	1,090	136	1,579,580
Command Support . . .	1,602	679	54	922,378	1,515	672	52	572,030
Project	1,176	378	31	454,923	4,874	418	84	1,007,550
INACTIVE	2,478			790,305	2,814			672,468
CONTINENTAL U.S. - Total (Excl. AFR)	870,191			143,056,148	1,240,258			197,114,603
OPERATING ACTIVE . . .	867,151	6,781	4,945	141,417,469	1,236,114	8,246	5,719	195,683,421
Administrative . . .	24,805	172	133	3,283,950	33,053	197	154	4,251,458
Min. Individual Tng	229,996	1,573	1,180	20,500,954	313,873	1,758	1,269	25,924,657
Unit Training . . .	183,398	2,015	1,405	61,986,196	298,227	2,781	1,839	88,646,633
Unit Support	24,419	195	135	3,150,598	40,462	239	168	5,434,600
Combat Crew Training	35,881	267	156	9,981,870	51,097	351	197	13,363,980
Flying Tech Training	265,502	1,740	1,412	19,897,232	371,479	2,091	1,568	29,072,775
MATS : Transport . .	38,472	90	48	11,030,671	48,640	89	52	14,332,621
Air Evac a/	10,368	28	19	1,448,328	14,351	32	22	1,808,033
Test	14,808	351	204	5,078,857	17,931	357	192	6,610,392
Test Support	3,939	49	30	602,549	5,743	58	37	1,038,954
Special Mission . . .	35,563	301	223	4,456,264	41,238	293	221	5,199,318
OTHER ACTIVE	1,262	769	66	934,893	2,138	855	103	859,077
Command Support . . .	750	466	38	706,632	910	480	39	479,934
Project	512	303	28	228,261	1,228	375	64	379,143
INACTIVE	1,778			703,786	2,006			572,105
OVERSEAS - TOTAL	403,665			94,055,652	463,512			103,535,924
OPERATING ACTIVE . . .	401,449	2,620	1,836	93,526,725	458,453	2,658	1,836	102,715,058
Administrative . . .	15,254	105	79	2,509,201	22,287	127	98	3,252,194
Min. Individual Tng.	50,752	285	199	4,487,754	61,796	293	213	5,474,349
Unit Training . . .	274,839	1,905	1,311	74,664,073	309,064	1,931	1,292	81,474,115
Unit Support	8,024	67	46	1,959,780	8,906	67	43	1,971,570
Test	3,109	32	28	667,168	1,951	22	22	464,566
Test Support	730	6	4	80,499	766	7	5	89,228
Special Mission . . .	17,339	162	135	2,181,389	19,776	160	129	2,420,179
MATS : Transport . .	31,402	58	34	6,976,861	33,907	51	34	7,568,857
OTHER ACTIVE	1,516	288	19	442,408	4,251	235	33	720,503
Command Support . . .	852	212	16	215,746	605	192	13	92,096
Project	664	76	3	226,662	3,646	43	20	628,407
INACTIVE	700			86,519	808			100,363

a/ Represents air evacuees received in Continental US and flown by MATS to various hospitals. Air evacuees for Overseas are included in "Transport".

SOURCE: Materiel Statistics Division-Director of Statistical Services-DCS/C

TABLE 89 - USAF JET AIRCRAFT UTILIZATION AND FUEL CONSUMPTION RATE PER HOUR,
BY TYPE AND MODEL - MONTHLY, F.Y. 1951

TYPE AND MODEL	OPERATING ACTIVE					TYPE AND MODEL	OPERATING ACTIVE				
	HOURS FLOWN	Average A/C On Hand	Av. Hours Flown per A/C On Hand	AVIATION FUEL CONSUMED	RATE PER HOUR		HOURS FLOWN	Average A/C On Hand	Av. Hours Flown per A/C On Hand	AVIATION FUEL CONSUMED	RATE PER HOUR
JULY - 1950						AUGUST - 1950					
TOTAL	36,927	1,567	24	12,641,892	-	TOTAL	47,296	1,646	29	18,188,493	-
B-45	438	48	9	568,700	1,298	B-45	763	54	14	1,009,653	1,323
F-80	17,378	625	28	6,299,441	362	F-80	18,303	617	30	6,837,915	374
F-84	6,051	270	22	2,049,152	339	F-84	10,458	320	33	3,829,031	366
F-86	6,230	391	16	2,398,493	385	F-86	8,464	400	21	3,196,226	378
F-94	238	11	22	102,185	429	F-94	501	20	25	200,945	401
RB-45	-	-	-	-	-	RB-45	15	1	15	24,495	1,633
RF-80	751	41	18	250,368	333	RF-80	1,674	35	48	590,823	353
T-33	3,386	122	48	158,868	415	T-33	4,816	142	34	1,710,448	355
TF-80	2,455	59	42	814,685	332	TF-80	2,281	56	41	780,010	342
QT-33	-	-	-	-	-	QT-33	21	1	21	8,947	426
SEPTEMBER - 1950						OCTOBER - 1950					
TOTAL	42,491	1,651	26	16,581,670	-	TOTAL	49,566	1,751	28	18,567,562	-
B-45	666	50	13	849,559	1,276	B-45	543	50	11	700,344	1,290
F-80	15,485	570	27	5,911,545	382	F-80	16,895	516	33	6,130,728	363
F-84	8,129	348	23	2,936,223	361	F-84	10,871	462	24	3,636,194	334
F-86	8,786	394	22	3,372,698	384	F-86	10,757	397	27	4,119,862	383
F-94	1,030	35	29	409,386	397	F-94	1,076	41	26	417,074	388
RB-45	148	5	30	219,065	1,480	RB-45	264	14	19	380,002	1,439
RF-80	1,660	40	42	575,025	346	RF-80	1,795	52	35	608,147	339
T-33	4,868	153	32	1,732,427	356	T-33	5,275	166	32	1,849,454	351
TF-80	1,643	54	30	551,154	335	TF-80	2,016	50	40	698,817	347
QT-33	76	2	38	24,588	324	QT-33	74	3	25	26,940	364
NOVEMBER - 1950						DECEMBER - 1950					
TOTAL	41,459	1,647	25	15,755,494	-	TOTAL	39,139	1,866	21	15,265,024	-
B-45	500	49	10	653,210	1,306	B-45	485	46	11	637,918	1,315
B-47	-	-	-	-	-	B-47	24	1	24	43,699	1,821
F-80	16,448	581	28	5,878,866	357	F-80	15,021	547	27	5,587,722	372
F-84	8,624	374	23	3,041,131	353	F-84	10,373	524	20	3,793,722	366
F-86	6,521	290	22	2,405,954	369	F-86	6,068	338	18	2,288,001	377
F-94	920	63	15	349,865	380	F-94	693	81	9	267,222	386
RB-45	486	21	23	625,631	1,287	RB-45	330	23	14	486,624	1,475
RF-80	1,771	48	37	606,169	342	RF-80	1,091	42	26	395,145	362
T-33	4,726	165	29	1,668,659	353	T-33	3,902	207	19	1,360,569	349
TF-80	1,378	50	28	495,063	359	TF-80	1,100	51	22	385,169	350
QT-33	85	6	14	30,946	364	QT-33	52	6	9	19,233	370
JANUARY - 1951						FEBRUARY - 1951					
TOTAL	53,579	1,905	28	21,023,929	-	TOTAL	59,841	2,163	28	23,109,046	-
B-45	527	46	11	668,172	1,268	B-45	456	47	10	628,609	1,379
B-47	97	2	48	150,615	1,553	B-47	34	2	17	52,659	1,549
F-80	19,793	568	35	7,281,057	368	F-80	19,244	610	32	7,077,758	368
F-84	14,329	513	28	5,363,660	374	F-84	19,391	695	28	7,262,493	375
F-86	8,895	362	25	3,555,910	400	F-86	8,548	372	23	3,387,525	396
F-89	1	-	-	666	666	F-89	44	2	22	44,977	1,022
F-94	1,111	99	11	442,862	399	F-94	1,848	108	17	722,227	391
RB-45	425	25	17	637,054	1,499	RB-45	433	21	21	549,643	1,269
RF-80	1,280	43	30	450,023	352	RF-80	1,477	49	30	522,019	353
T-33	5,310	184	29	1,858,851	350	T-33	6,175	189	33	2,117,216	343
TF-80	1,798	58	31	609,615	339	TF-80	2,111	64	33	716,916	340
QT-33	13	5	3	5,444	419	QT-33	80	4	20	27,004	338

TABLE 89 - USAF JET AIRCRAFT UTILIZATION AND FUEL CONSUMPTION RATE PER HOUR,
BY TYPE AND MODEL - MONTHLY, F.Y. 1951 - CONTINUED

TYPE AND MODEL	OPERATING ACTIVE					TYPE AND MODEL	OPERATING ACTIVE				
	HOURS FLOWN	Average A/C On Hand	Av. Hours Flown per A/C On Hand	AVIATION FUEL CONSUMED	RATE PER HOUR		HOURS FLOWN	Average A/C On Hand	Av. Hours Flown per A/C On Hand	AVIATION FUEL CONSUMED	RATE PER HOUR
MARCH - 1951						APRIL - 1951					
TOTAL	81,911	2,320	35	31,615,685	-	TOTAL	82,218	2,403	34	32,247,843	-
B-45	460	47	10	570,792	1,241	B-45	525	39	13	655,132	1,248
B-47	155	3	52	229,920	1,483	B-47	173	3	58	273,377	1,580
F-80	26,481	624	42	9,748,521	368	F-80	22,040	590	37	8,326,713	378
F-84	26,258	774	34	9,966,705	380	F-84	29,303	855	34	11,465,050	391
F-86	11,721	375	31	4,410,545	376	F-86	12,029	377	32	4,667,306	388
F-89	328	8	41	298,372	910	F-89	186	8	23	174,181	936
F-94	3,042	133	23	1,202,615	395	F-94	3,881	166	23	1,453,676	375
RB-45	590	26	21	824,145	1,397	RB-45	413	29	14	568,626	1,377
RB-49	-	1	-	-	-	RB-49	-	1	-	-	-
RF-80	1,926	55	35	682,162	354	RF-80	2,107	57	37	764,629	363
T-33	8,708	204	43	2,891,472	332	T-33	9,328	213	44	3,106,322	333
TF-80	2,166	62	35	760,037	351	TF-80	2,192	61	36	774,636	353
QT-33	76	6	13	30,399	400	QT-33	41	4	10	18,195	444
MAY - 1951						JUNE - 1951					
TOTAL	84,979	2,374	36	33,631,030	-	TOTAL	78,453	2,337	34	31,510,457	-
B-45	715	43	17	937,415	1,311	B-45	791	51	16	1,046,271	1,323
B-47	190	3	63	308,331	1,623	B-47	234	4	58	402,315	1,719
F-80	22,224	556	40	8,474,488	381	F-80	19,472	519	38	7,440,297	382
F-84	28,437	842	34	11,019,640	388	F-84	24,709	789	31	9,467,890	383
F-86	12,672	375	34	4,943,608	390	F-86	13,041	389	34	5,234,736	401
F-89	126	11	11	104,999	833	F-89	180	13	14	181,755	1,010
F-94	4,359	181	24	1,726,000	396	F-94	4,475	205	22	1,767,809	395
RB-45	465	28	17	601,820	1,294	RB-45	644	28	23	747,123	1,160
RF-80	2,516	62	41	917,361	365	RF-80	2,473	66	37	889,348	360
T-33	9,933	210	47	3,398,724	342	T-33	9,142	211	43	3,142,208	344
TF-80	3,342	62	54	1,198,644	359	TF-80	3,292	61	54	1,190,705	362
QT-33	-	1	-	-	-	QT-33	-	1	-	-	-

SOURCE: Materiel Statistics Division-Director of Statistical Services-DCS/C

TABLE 90 - USAF JET AIRCRAFT FLYING TIME AND FUEL CONSUMPTION,
BY TYPE OF AIRCRAFT - MONTHLY, F.Y. 1951

MONTH AND YEAR	TYPE OF AIRCRAFT											
	TOTAL		BOMBER		FIGHTER		RECONNAISSANCE		TRAINER		TARGET	
	Hours Flown	Fuel Consumed	Hours Flown	Fuel Consumed	Hours Flown	Fuel Consumed	Hours Flown	Fuel Consumed	Hours Flown	Fuel Consumed	Hours Flown	Fuel Consumed
1950												
Jul	37,172	13,695,703	460	581,083	30,101	10,927,505	759	253,623	5,852	1,933,492	-	-
Aug	47,484	18,257,242	773	1,014,363	37,853	14,109,844	1,718	626,084	7,119	2,498,004	21	8,947
Sep	44,097	16,923,749	689	859,646	34,899	12,921,031	1,900	826,174	6,533	2,292,310	76	24,588
Oct	50,355	18,916,814	595	753,135	40,247	14,566,989	2,141	1,019,178	7,298	2,550,572	74	26,940
Nov	41,825	15,938,594	534	680,673	32,800	11,815,808	2,302	1,247,445	6,104	2,163,722	85	30,946
Dec	39,441	15,454,678	542	718,690	32,374	12,070,086	1,460	897,162	5,012	1,749,197	53	19,543
1951												
Jan	54,101	21,325,514	676	869,328	44,484	16,848,377	1,733	1,098,285	7,195	2,504,080	13	5,444
Feb	60,309	23,265,472	495	687,258	49,290	18,628,876	1,946	1,085,084	8,298	2,837,250	80	27,004
Mar	82,051	31,702,784	621	809,738	67,938	25,695,536	2,539	1,514,658	10,877	3,652,453	76	30,399
Apr	82,360	32,333,926	705	936,510	67,557	26,158,980	2,531	1,337,076	11,526	3,883,165	41	18,195
May	85,166	33,739,450	940	1,294,982	67,894	26,305,372	2,991	1,522,889	13,329	4,613,486	12	2,721
Jun	78,907	31,655,509	1,045	1,471,178	62,240	24,200,715	3,131	1,641,727	12,491	4,341,889	-	-

SOURCE: Materiel Statistics Division-Director of Statistical Services-DCS/C

TABLE 91 - USAF AIRCRAFT FLYING TIME, BY COMMAND

C O M M A N D	F I S C A L Y E A R 1 9 5 1											
	JULY (1950)	AUGUST	SEPTEMBER	OCTOBER	NOVEMBER	DECEMBER	JANUARY (1951)	FEBRUARY	MARCH	APRIL	MAY	JUNE
T O T A L	340,081	404,938	380,932	400,028	376,089	336,469	392,442	382,203	499,211	528,946	591,451	583,373
CONTINENTAL US. . . .	249,989	282,928	250,988	277,526	252,108	217,750	268,657	256,000	345,534	378,579	431,752	429,927
Air Defense Command a/ . . .	-	-	-	-	-	-	17,997	24,714	41,045	46,730	48,267	46,200
Air Materiel Command. . . .	18,898	18,899	19,011	19,912	15,516	15,096	15,197	13,442	18,262	13,105	15,063	15,370
Air Proving Ground Command.	3,413	4,062	4,479	4,520	3,802	3,427	4,506	2,969	4,053	5,129	5,860	5,860
Air Research & Development.	-	-	-	-	-	-	-	-	4,842	6,184	6,205	6,205
Air Training Command. . . .	108,990	124,019	111,208	127,379	113,693	86,339	124,013	106,384	149,399	157,995	180,093	178,164
Air University.	8,791	9,622	3,702	4,437	4,709	3,904	5,381	5,234	6,187	6,412	6,937	7,320
Continental Air Command . . .	31,628	39,310	39,817	40,750	40,322	18,121	4,310	4,883	4,485	4,259	4,465	4,160
Headquarters Command:	14,141	16,760	14,767	17,451	15,962	13,944	15,125	13,967	16,569	16,958	19,481	19,045
Civil Air Patrol.	1,277	1,530	851	1,324	710	723	802	608	875	1,068	1,080	1,253
Headquarters.	12,075	14,317	12,994	15,064	14,236	12,296	13,106	12,109	14,732	14,593	17,037	16,398
Inspector General	690	829	787	925	890	756	1,066	1,109	834	1,203	1,206	1,274
USAF Security Service	99	84	135	138	126	169	151	141	128	94	158	120
Long Range Proving Grd. Div	226	158	169	180	217	367	NOT REPORTED	1,092b/	686	664	257	d/
Strategic Air Command	34,037	33,099	26,862	28,818	26,439	28,357	28,878	29,122	39,030	44,933	50,178	51,613
Special Weapons Command . . .	1,950	2,054	1,817	2,138	1,946	2,586	1,821	2,121	2,198	2,145	2,640	2,369
Tactical Air Command c/	-	-	-	-	-	17,260	23,742	25,404	29,594	40,671	53,393	54,517
M A T S	27,915	34,945	29,156	31,941	29,522	28,349	28,487	26,668	34,126	35,812	39,665	39,104
OVERSEAS.	90,092	122,010	129,544	122,502	123,981	118,719	123,785	126,203	153,677	150,367	159,699	153,446
Alaskan Air Command	6,221	6,629	7,089	7,002	5,154	4,179	4,632	5,094	7,176	7,076	7,816	7,163
Air Proving Ground Command.	-	-	-	-	-	-	-	2,173	1,494	1,714	1,052	15
Caribbean Air Command	813	818	804	927	943	1,019	875	851	995	901	1,181	902
Continental Air Command	1,186	3,239	2,355	2,492	1,449	-	-	-	-	-	-	-
USAF In Europe.	13,173	13,621	13,526	11,348	12,184	9,672	11,643	14,083	17,657	18,602	19,193	17,421
Far East Air Forces	40,708	69,081	72,180	73,024	77,367	76,560	79,386	74,900	90,845	85,725	93,647	92,923
Headquarters Command:	2,118	2,989	2,500	2,913	2,372	3,158	2,074	2,598	2,999	2,701	3,781	3,402
Air Attaches.	867	1,045	904	1,053	751	1,019	615	1,020	1,281	1,037	1,152	1,103
Joint Brazil-US Military Commission.	98	482	271	239	262	152	169	165	193	283	401	257
Civil Air Patrol.	41	38	14	27	18	4	7	34	58	8	64	66
Latin American Missions	-	-	-	-	-	-	-	-	408	279	1,085	600
Military Aviation Mission M D A P	303	404	416	697	312	735	356	476	-	-	-	-
Military Missions	104	96	113	135	79	194	189	140	300	225	238	478
Turkish Foreign Aid Op.	459	636	528	474	730	788	476	515	449	582	558	601
M A T S	246	288	254	288	220	266	262	248	310	287	283	297
M A T S	19,002	19,530	19,491	17,776	17,639	18,438	18,209	17,404	20,422	21,840	22,682	20,081
North-East Air Command.	-	-	-	1,234	1,343	1,294	988	1,223	1,305	1,731	1,882	1,887
Strategic Air Command	5,719	4,925	10,339	4,538	4,376	2,396	5,255	6,985	9,174	8,462	7,304	9,240
Tactical Air Command.	-	-	-	-	-	655	723	892	1,610	1,615	1,161	412
Third Air Division.	1,152	1,178	1,260	1,248	1,154	1,348	-	-	-	-	-	-

a/ Operates for the first time in January 1951 as a separate Command.

b/ Includes 494 hours not logged during January

c/ TAC was designated a major command on 1 December 1950. Prior to that date it operated as a sub-command of ConAC.

d/ Absorbed by Air Research and Development.

SOURCE: Materiel Statistics Division-Director of Statistical Services-DCS/C

TABLE 92 - USAF AVIATION FUEL CONSUMPTION, BY COMMAND

COMMAND	FISCAL YEAR 1951											
	JULY (1950)	AUGUST	SEPTEMBER	OCTOBER	NOVEMBER	DECEMBER	JANUARY (1951)	FEBRUARY	MARCH	APRIL	MAY	JUNE
TOTAL	61,123,990	70,997,228	66,455,868	67,952,311	63,133,844	60,767,418	71,715,500	72,703,734	92,692,566	96,003,317	104,142,155	100,505,055
CONTINENTAL US. . . .	36,996,055	43,834,007	37,310,036	41,590,615	37,283,175	34,924,717	42,709,231	43,396,599	56,950,318	62,214,428	68,332,822	66,567,353
Air Defense Command a/ . . .	-	-	-	-	-	-	4,486,165	5,549,683	8,349,038	9,197,499	9,551,231	9,421,884
Air Materiel Command	2,716,993	2,751,812	2,743,540	3,077,535	2,285,001	2,260,238	2,408,908	2,093,921	2,763,690	1,599,081	1,491,071	1,608,970
Air Proving Ground Command . . .	681,685	842,605	889,658	882,637	861,666	784,811	1,053,928	654,399	1,099,225	1,220,729	1,336,012	1,599,855
Air Research & Development . . .	-	-	-	-	-	-	-	-	-	-	1,109,218	1,385,442
Air Training Command	8,190,852	9,402,286	9,373,720	10,290,220	9,503,176	7,793,909	11,552,971	10,797,408	14,794,532	15,352,557	17,509,180	17,828,650
Air University	610,107	679,311	315,025	394,310	390,729	322,368	433,915	402,471	463,046	464,431	487,020	515,274
Continental Air Command	6,395,697	8,338,093	8,451,011	8,955,519	7,423,733	3,680,569	445,063	530,214	387,461	416,560	391,521	350,944
Headquarters Command:	1,365,525	1,639,933	1,524,420	1,771,299	1,698,685	1,477,416	1,597,343	1,512,104	1,739,317	1,709,148	1,949,637	1,871,032
Civil Air Patrol	57,153	71,205	41,428	60,502	38,246	34,878	37,182	31,019	40,404	49,832	49,420	56,395
Headquarters	1,225,552	1,466,249	1,394,197	1,585,011	1,544,773	1,343,468	1,429,018	1,342,691	1,589,866	1,523,019	1,744,846	1,669,947
Inspector General	72,545	93,900	77,353	111,936	103,035	86,573	115,968	123,488	96,603	126,441	142,804	137,587
USAF Security Service	10,275	8,579	11,442	13,850	12,631	12,497	15,175	14,906	12,444	9,856	12,567	7,103
Long Range Proving Grd. Div	21,058	15,013	16,821	17,230	22,785	43,555	NOT REPORTED	6/196,020	146,544	122,436	46,575	d/
Strategic Air Command	11,386,906	10,626,409	8,302,070	9,418,373	8,986,934	9,128,437	10,073,957	10,868,127	14,640,331	15,895,337	16,086,643	15,687,301
Special Weapons Command	326,077	321,162	234,671	269,435	238,429	383,678	285,055	317,801	385,233	338,891	497,423	360,817
Tactical Air Command c/	-	-	-	-	-	2,750,185	4,179,966	4,804,535	5,383,576	7,477,479	8,993,007	7,918,619
M A T S	5,301,155	9,217,383	5,459,100	6,514,057	5,872,037	6,299,551	6,191,960	5,669,916	6,799,325	7,311,062	8,608,060	8,221,280
OVERSEAS.	24,127,935	27,163,221	29,145,832	26,361,696	25,850,669	25,842,701	29,006,269	29,307,135	35,742,248	33,788,889	35,809,333	33,937,702
Alaskan Air Command	1,289,946	1,501,004	1,713,508	1,600,075	1,235,538	914,985	1,170,997	1,160,164	1,697,850	1,593,678	1,792,065	1,374,759
Air Proving Ground Command . . .	-	-	-	-	-	-	-	376,110	311,253	345,315	219,106	894
Caribbean Air Command	62,772	75,744	79,700	87,731	86,907	93,402	82,201	77,283	96,927	88,248	103,644	93,692
Continental Air Command	277,698	1,054,618	629,217	636,602	247,475	-	-	-	-	-	-	-
USAF In Europe	2,065,320	2,664,524	2,374,589	1,714,390	2,630,263	2,257,007	2,623,106	3,025,349	3,791,797	4,250,931	4,268,632	3,844,623
Far East Air Forces	10,264,071	15,341,794	15,850,761	15,961,600	15,614,982	17,137,564	18,833,228	17,549,968	21,690,657	19,320,175	21,030,886	20,377,559
Headquarters Command:	228,362	282,596	244,588	283,105	237,000	299,661	203,442	261,950	283,155	273,056	424,589	335,036
Air Attaches	88,242	102,681	85,375	101,824	76,055	99,024	62,529	109,243	126,077	105,424	119,669	108,619
Joint Brazil-US Military Commission	30,015	48,472	27,553	22,494	34,809	16,488	18,885	20,424	21,116	41,171	86,875	32,841
Civil Air Patrol	1,720	1,705	749	1,269	862	200	364	1,038	2,633	454	2,914	2,804
Latin American Missions	-	-	-	-	-	-	-	-	42,504	28,424	111,857	62,845
Military Aviation Mission M D A F	29,964	42,104	41,127	71,231	33,499	73,895	32,884	48,144	-	-	-	-
Military Missions	10,622	10,083	12,131	13,359	8,049	21,654	18,433	18,273	26,820	22,126	24,028	47,294
Turkish Foreign Aid Gp.	44,981	47,676	51,516	45,991	62,457	59,262	43,344	46,491	35,247	49,627	52,686	48,931
M A T S	22,818	29,875	26,137	26,937	21,269	29,138	27,003	23,337	28,758	25,830	26,600	31,702
M A T S	7,126,748	3,875,211	3,647,556	3,783,155	3,683,381	3,961,361	3,795,422	3,592,250	4,151,449	4,655,755	4,740,641	3,958,663
North-East Air Command	-	-	-	211,828	228,190	219,355	208,221	220,301	212,812	286,191	302,471	305,972
Strategic Air Command	2,693,183	2,239,150	4,478,310	1,964,025	1,774,630	827,162	2,082,525	3,033,118	3,422,571	2,894,893	2,880,968	3,642,760
Tactical Air Command	-	-	-	-	-	9,192	7,127	10,642	83,777	80,647	46,331	3,744
Third Air Division	119,835	128,580	127,603	119,185	112,303	123,012	-	-	-	-	-	-

a/ Operated for the first time in January 1951 as a separate Command.

b/ Includes 494 hours not logged during January.

c/ TAC operated through June 1951 as a sub-command of CONAC-activated as a Major Command in December 1951.

d/ Absorbed by Air Research and Development.

SOURCE: Materiel Statistics Division-Director of Statistics-DCS/C

TABLE 93 - AIRWAYS AND AIR COMMUNICATIONS SERVICE FACILITIES - QUARTERLY, F.Y. 1951

Type of Facility	30 SEPTEMBER 1950			31 DECEMBER 1950		
	TOTAL	Domestic	Foreign	TOTAL	Domestic	Foreign
<u>TOTAL</u>	<u>911</u>	<u>451</u>	<u>460</u>	<u>932</u>	<u>468</u>	<u>464</u>
<u>NAVIGATIONAL - Total</u>	<u>556</u>	<u>279</u>	<u>277</u>	<u>579</u>	<u>292</u>	<u>287</u>
Air to Ground	78	42	36	81	44	37
Control Tower	115	74	41	123	77	46
High Frequency (D/F)	16	-	16	16	-	16
Very High Frequency (D/F)	35	26	9	39	29	10
Ground Control Approach	75	36	39	76	37	39
Instrument Approach	5	2	3	5	1	4
Loran	1	-	1	-	-	-
Radio Range	57	28	29	57	28	29
Fan Marker	8	7	1	8	7	1
Radar Beacon	30	20	10	29	18	11
Homing Beacon	65	14	51	73	20	53
Z Marker	51	27	24	52	28	24
Air Traffic Control	16	-	16	15	-	15
Search Radar	4	3	1	5	3	2
<u>NON-NAVIGATIONAL - Total</u>	<u>355</u>	<u>172</u>	<u>183</u>	<u>353</u>	<u>176</u>	<u>177</u>
Point-to-Point	140	78	62	140	79	61
Facsimile	105	73	32	108	75	33
Message Center	69	11	58	60	10	50
Cryptographic (Class A, B and C)	41	10	31	45	12	33
Type of Facility	31 MARCH 1951			30 JUNE 1951		
	TOTAL	Domestic	Foreign	TOTAL	Domestic	Foreign
<u>TOTAL</u>	<u>972</u>	<u>487</u>	<u>485</u>	<u>1,030</u>	<u>507</u>	<u>523</u>
<u>NAVIGATIONAL - Total</u>	<u>601</u>	<u>304</u>	<u>297</u>	<u>635</u>	<u>320</u>	<u>315</u>
Air to Ground	83	45	38	83	45	38
Control Tower	126	79	47	140	85	55
High Frequency (D/F)	16	-	16	14	-	14
Very High Frequency (D/F)	42	30	12	50	33	17
Ground Approach Control	79	37	42	81	38	43
Instrument Approach	5	1	4	4	2	2
Loran	-	-	-	-	-	-
Radio Range	59	28	31	60	29	31
Fan Marker	8	7	1	8	7	1
Radar Beacon	34	23	11	38	26	12
Homing Beacon	75	22	53	83	23	60
Z Marker	54	29	25	53	29	24
Air Traffic Control	15	-	15	16	-	16
Search Radar	5	3	2	5	3	2
<u>NON-NAVIGATIONAL - Total</u>	<u>371</u>	<u>183</u>	<u>188</u>	<u>395</u>	<u>187</u>	<u>208</u>
Point-to-Point	148	83	65	157	87	70
Facsimile	115	79	36	124	80	44
Message Center	62	10	52	66	10	56
Cryptographic (Class A, B and C)	46	11	35	48	10	38


SOURCE : Military Air Transport Service



PART IV.....

SAFETY

1. FLYING
2. GROUND



FLYING SAFETY

The JAN 1949-JUN 1950 "USAF Statistical Digest" (Fifth Edition) reflected aircraft accidents of the USAF, exclusive of Air Force Reserve. The following presentation is on the basis of USAF aircraft accidents including the Air Force Reserve, Military Air Transport Service Navy Units and Civil Air Patrol, but excludes Air National Guard accidents.

However, of the total 1,885 major aircraft accidents during the Fiscal Year 1951, on the above basis, the USAF was involved in 1,840 major accidents. The USAF major accident rate of 35 accidents per 100,000 hours of flying time during Fiscal Year 1951 is two higher than the USAF rate for the Fiscal Year 1950. During this year the best rate for any month (32) was scored in May and June 1951; the highest (42) occurred in November 1950. It is to be noted that these data exclude Air Force Reserve and Air National Guard.

During the year all accidents totaled 2,762. The data in this section reflect the type and model involved, the phase of flight in which the accident occurred and the factors causing the accident.

Aircraft accident tables for the individual components of the USAF Reserve Forces are shown in the Reserve Forces Section of this edition.

TABLE 94 - USAF AIRCRAFT ACCIDENT RATE - F.Y. 1951

Does not include Air National Guard. Includes hours and accidents in the Air Force Reserve, MATS Navy Units, and Civil Air Patrol Aircraft in the USAF inventory. Rates are expressed in accidents per 100,000 hours.

Month and Year	Flying Hours a/	ALL ACCIDENTS						FATAL ACCIDENTS b/				Aircraft Destroyed d/	
		Total		Major		Minor		Number		Deaths c/			
		No.	Rate	No.	Rate	No.	Rate	No.	Rate	No.	Rate		
Fiscal Year 1951 - Total	5,522,987	2,762	50	1,885	34	877	16	315	6	895	16	758	14
July - 1950	385,658	176	45	131	34	45	11	22	6	131	34	49	13
August	443,158	204	45	143	32	61	14	14	3	34	8	60	14
September	409,788	182	44	141	34	41	10	30	7	94	23	57	14
October	432,286	207	48	144	33	63	14	25	6	56	13	53	12
November	405,271	211	52	164	40	47	12	25	6	56	14	84	21
December	364,172	192	52	138	38	54	15	18	5	63	17	64	18
January - 1951	418,980	221	53	147	35	74	18	28	7	61	15	65	16
February	402,233	194	48	138	34	56	14	21	5	36	9	48	12
March	518,621	280	54	186	36	94	18	36	7	121	23	70	13
April	542,463	312	58	181	33	131	24	33	6	100	18	74	14
May	604,398	286	47	185	31	101	17	32	5	81	13	63	10
June	595,959	297	50	187	31	110	18	31	5	62	10	71	12

a/ USAF flying hours include hours flown by Navy aircraft for MATS. Hence the flying hours by months do not agree with flying hours tabulated in other tables in this publication.

b/ More than one fatality may occur as the result of any one fatal accident.

c/ Deaths include all persons killed and/or missing as the result of USAF major aircraft accidents.

d/ Aircraft destroyed includes missing aircraft.

Accidents in aircraft which were on bailment contract and/or on loan are included in the above and succeeding tabulations of USAF Aircraft Accidents. However, flying time is not available for B/L aircraft, and accidents in these planes are not included in rate computations. The B/L accidents are listed below.

Type and Model	ALL ACCIDENTS			Type and Model	ALL ACCIDENTS		
	Total	Major	Minor		Total	Major	Minor
FY 1951 - Total	20	12	8	January - 1951	2	2	-
				C-46	1	1	-
				F-51	1	1	-
July - 1950	1	-	1	February	2	2	-
B-29	1	-	1	F-51	1	1	-
August	4	2	2	F-89	1	1	-
B-49	1	-	1	March	4	3	1
F-51	1	1	-	B-24	1	1	-
F-84	1	1	-	B-45	1	1	-
F-94	1	-	1	F-51	1	-	1
September	1	1	-	T-6	1	1	-
B-45	1	1	-	April	2	-	2
October	1	-	1	B-45	1	-	1
B-25	1	-	1	F-84	1	-	1
December	1	-	1	June	2	2	-
F-94	1	-	1	B-29	1	1	-
				F-91	1	1	-

Source: D/Flight Safety Research - The Inspector General

TABLE 95 - USAF AIRCRAFT ACCIDENTS - BY TYPE AND MODEL INVOLVED - F.Y. 1951

(Does not include Air National Guard. Includes hours and accidents in the Air Force Reserve, MATS Navy Units, and Civil Air Patrol aircraft in the USAF inventory.)

Type and Model	Flying Hours a/	ALL ACCIDENTS			FATAL ACCIDENTS b/		Aircraft Destroyed d/
		Total	Major	Minor	Number	Deaths c/	
<u>F. Y. 1951 - TOTAL</u>	<u>5,522,987</u>	<u>2,762</u>	<u>1,885</u>	<u>877</u>	<u>315</u>	<u>895</u>	<u>758</u>
<u>FIRST QUARTER - Total</u>	<u>1,238,604</u>	<u>562</u>	<u>415</u>	<u>147</u>	<u>66</u>	<u>259</u>	<u>166</u>
<u>Bomber</u>	<u>295,737</u>	<u>97</u>	<u>56</u>	<u>41</u>	<u>16</u>	<u>83</u>	<u>27</u>
B-17	19,379	8	5	3	1	7	2
B-25	122,798	18	11	7	2	8	4
B-26	42,805	27	18	9	4	14	9
B-29	85,195	26	12	14	6	33	7
B-36	5,096	2	1	1	-	-	-
B-45	2,034	5	3	2	1	1	1
B-48	-	1	1	-	-	-	-
B-49	-	1	-	1	-	-	-
B-50	18,379	9	5	4	2	20	4
Other	51	-	-	-	-	-	-
<u>Cargo</u>	<u>464,586</u>	<u>83</u>	<u>61</u>	<u>22</u>	<u>10</u>	<u>126</u>	<u>27</u>
C-45	49,706	17	13	4	1	2	4
C-46	50,615	18	12	6	1	39	4
C-47/53(C-117)	204,218	19	13	6	3	34	8
C-54 (R-5D)	120,968	10	7	3	3	40	4
C-64	143	1	1	-	-	-	1
C-74	3,729	-	-	-	-	-	-
C-82	13,610	5	5	-	-	-	2
C-97	9,753	1	-	1	-	-	-
C-119	7,965	11	10	1	2	11	4
C-121	2,792	-	-	-	-	-	-
C-124	926	1	-	1	-	-	-
Other	161	-	-	-	-	-	-
<u>Fighter</u>	<u>187,210</u>	<u>209</u>	<u>180</u>	<u>29</u>	<u>31</u>	<u>33</u>	<u>83</u>
F-47	9,896	10	10	-	4	4	4
F-51	42,146	37	36	1	4	4	19
F-80	62,214	70	61	9	11	11	28
F-82	8,500	10	10	-	1	2	3
F-84	25,971	29	25	4	7	7	17
F-86	23,492	39	27	12	3	3	9
F-94	1,769	6	4	2	1	2	1
F-96	-	1	1	-	-	-	-
T-33	13,222	7	6	1	-	-	2
<u>Trainer</u>	<u>269,283</u>	<u>146</u>	<u>98</u>	<u>48</u>	<u>8</u>	<u>14</u>	<u>21</u>
<u>Helicopter</u>	<u>4,746</u>	<u>5</u>	<u>4</u>	<u>1</u>	<u>1</u>	<u>1</u>	<u>3</u>
<u>Liaison</u>	<u>12,265</u>	<u>18</u>	<u>13</u>	<u>5</u>	<u>-</u>	<u>-</u>	<u>3</u>
<u>Miscellaneous e/</u>	<u>4,777</u>	<u>4</u>	<u>3</u>	<u>1</u>	<u>-</u>	<u>2</u>	<u>2</u>
<u>SECOND QUARTER - Total</u>	<u>1,201,729</u>	<u>610</u>	<u>446</u>	<u>164</u>	<u>68</u>	<u>175</u>	<u>201</u>
<u>Bomber</u>	<u>271,274</u>	<u>101</u>	<u>67</u>	<u>34</u>	<u>14</u>	<u>51</u>	<u>26</u>
B-17	16,624	7	6	1	-	-	1
B-25	110,714	17	11	6	1	3	5
B-26	49,882	33	22	11	4	10	10
B-29	71,166	28	17	11	6	26	5
B-36	5,829	3	1	2	1	2	1
B-45	2,614	4	3	1	1	2	1
B-50	14,308	9	7	2	1	8	3
Other	137	-	-	-	-	-	-
<u>Cargo</u>	<u>484,865</u>	<u>106</u>	<u>64</u>	<u>42</u>	<u>10</u>	<u>67</u>	<u>27</u>
C-45	46,240	18	10	8	1	2	2
C-46	44,827	17	10	7	-	-	3
C-47/53(C-117)	210,128	36	20	16	5	18	11
C-54 (R-5D)	123,636	17	10	7	2	40	5
C-74	3,377	-	-	-	-	-	-
C-82	11,943	7	5	2	1	4	3
C-97	13,202	1	1	1	-	-	-
C-119	25,137	9	8	1	1	3	3
C-121	2,956	1	1	-	-	-	-
C-124	2,931	-	-	-	-	-	-
Other	488	-	-	-	-	-	-

TABLE 95 - USAF AIRCRAFT ACCIDENTS - BY TYPE AND MODEL INVOLVED - F.Y. 1951 - CONTINUED

Type and Model	Flying Hours a/	ALL ACCIDENTS			FATAL ACCIDENTS b/		Aircraft Destroyed d/
		Total	Major	Minor	Number	Deaths c/	
SECOND QUARTER - Cont'd							
Fighter	179,467	277	240	37	42	51	126
F-47	1,508	4	3	1	1	1	1
F-51	43,412	63	61	2	9	11	38
F-80	58,204	76	71	5	14	17	46
F-82	5,675	14	13	1	3	5	6
F-84	39,471	52	40	12	5	5	15
F-86	23,362	47	37	10	6	6	14
F-94	2,708	11	7	4	1	2	3
T-33	14,125	10	8	2	3	4	3
Other	2	-	-	-	-	-	-
Trainer	246,551	106	62	44	1	4	14
Helicopter	3,809	5	4	1	-	-	3
Liaison	11,493	12	8	4	1	2	4
Miscellaneous e/	4,270	3	1	2	-	-	1
THIRD QUARTER - Total	1,339,834	695	471	224	85	218	183
Bomber	302,129	120	76	44	22	83	26
B-17	16,632	8	4	4	-	-	-
B-24	-	1	1	-	-	-	-
B-25	112,647	27	14	13	4	10	5
B-26	53,361	36	29	7	8	22	10
B-29	86,107	30	16	14	7	35	7
B-36	8,964	1	-	1	-	-	-
B-43	26	1	1	-	-	-	-
B-45	2,915	7	6	1	1	3	2
B-47	295	2	1	1	-	-	-
B-50	21,178	7	4	3	2	13	2
Other	4	-	-	-	-	-	-
Cargo	495,852	116	63	53	9	73	22
C-45	48,255	17	7	10	2	8	3
C-46	35,089	22	14	8	2	5	6
C-47	228,243	40	20	20	2	2	6
C-54(R-5D)	127,303	20	10	10	1	4	4
C-74	3,438	-	-	-	-	-	-
C-82	14,088	3	3	-	-	-	1
C-97	14,677	2	1	1	-	-	-
C-119	17,588	8	6	2	1	1	1
C-121	2,261	-	-	-	-	-	-
C-124	4,204	4	2	2	1	53	1
Other	706	-	-	-	-	-	-
Fighter	261,407	302	252	50	39	40	105
F-47	3,937	4	4	-	-	-	-
F-51	59,477	66	50	16	9	9	25
F-80	76,664	92	84	8	16	16	37
F-82	4,966	7	6	1	1	1	2
F-84	60,207	54	47	7	9	9	23
F-86	29,247	33	27	6	3	3	9
F-89	382	5	3	2	-	-	-
F-94	6,065	18	13	5	-	-	3
T-33	20,456	23	18	5	1	2	6
Other	6	-	-	-	-	-	-
Trainer	258,410	128	61	67	13	20	18
T-6	186,673	106	45	61	11	17	15
T-7	16,159	8	3	5	-	-	-
T-11	16,709	4	4	-	-	-	1
T-28	33,765	10	9	1	2	3	2
T-29	4,590	-	-	-	-	-	-
Other	514	-	-	-	-	-	-
Helicopter	4,752	12	10	2	-	-	7
Liaison	11,423	14	6	8	2	2	3
Miscellaneous e/	5,861	3	3	-	-	-	2

TABLE 95 - USAF AIRCRAFT ACCIDENTS - BY TYPE AND MODEL INVOLVED - F.Y. 1951 - CONTINUED

Type and Model	Flying Hours a/	ALL ACCIDENTS			FATAL ACCIDENTS b/		Aircraft Destroyed
		Total	Major	Minor	Number	Deaths c/	
FOURTH QUARTER - Total.	1,742,820	895	553	342	96	243	208
Bomber	369,798	122	72	50	13	72	28
B-17	19,686	5	5	-	1	1	2
B-25	131,114	29	15	14	4	9	9
B-26	78,744	41	28	13	1	2	6
B-29	98,204	29	15	14	4	20	7
B-36	12,521	1	1	-	1	36	2
B-45	3,564	10	5	5	1	3	1
B-47	615	1	1	-	-	-	-
B-50	25,319	6	2	4	1	1	1
Other	31	-	-	-	-	-	-
Cargo	615,122	130	57	73	12	77	21
C-45	62,695	20	9	11	1	6	3
C-46	58,083	7	3	4	-	-	2
C-47/53(C-117)	283,630	53	16	37	3	24	7
C-54 (R-5D)	146,507	20	10	10	1	8	1
C-74	5,048	2	1	1	-	-	-
C-82	11,316	7	5	2	1	8	1
C-97	18,330	3	1	2	1	9	1
C-119	19,331	13	9	4	3	14	4
C-121	2,277	1	-	1	-	-	-
C-122	1,032	-	-	-	-	-	-
C-123	51	1	1	-	1	1	1
C-124	6,428	3	2	1	1	7	1
Other	394	-	-	-	-	-	-
Fighter	353,427	409	313	96	64	83	137
F-47	14,393	11	9	2	-	-	1
F-51	93,005	72	56	16	9	9	23
F-80	79,782	122	97	25	18	31	33
F-82	3,793	5	2	3	-	1	1
F-84	82,838	99	83	16	22	22	47
F-86	37,801	48	34	14	8	8	19
F-89	492	2	1	1	-	-	-
F-91	-	1	1	-	-	-	-
F-94	12,738	26	13	13	4	6	6
T-33	28,570	23	17	6	3	6	7
Other	15	-	-	-	-	-	-
Trainer	372,868	204	90	114	7	11	13
T-6	266,151	169	68	101	6	10	11
T-7	20,556	14	7	7	-	-	-
T-11	29,558	12	7	5	-	-	1
T-28	51,340	8	8	-	1	1	1
T-29	4,869	1	-	1	-	-	-
Other	394	-	-	-	-	-	-
Helicopter	6,105	10	7	3	-	-	2
Liaison	17,548	15	12	4	-	-	6
Miscellaneous e/	7,952	4	2	2	-	-	1

a/ Includes hours flown by Navy aircraft for MATS. Hence the flying hours by months do not agree with flying hours tabulated in other tables in this publication.

b/ More than one fatality may occur as the result of any one fatal accident.

c/ Deaths include all persons killed and/or missing as the result of USAF major aircraft accidents.

d/ Aircraft destroyed includes missing aircraft.

e/ Includes all other types.

Source: D/Flight Safety Research - The Inspector General

TABLE 96 - USAF AIRCRAFT ACCIDENTS - BY PHASE OF FLIGHT - F.Y. 1951

(Does not include Air National Guard. Includes Air Force Reserve, MATS Navy Units and Civil Air Patrol Aircraft inventory.)

Type and Model	Major Accidents	Phase of Flight					
		Taxiing	Take-Off	In Flight	Final Approach & Landing	Go-Around	Miscellaneous ^{a/}
F. Y. 1951 - TOTAL	1,885	120	266	440	876	60	123
FIRST QUARTER - TOTAL	415	28	64	99	194	10	20
Bomber	56	5	7	16	22	2	4
B-17	5	2	-	-	2	-	1
B-25	11	-	2	1	7	1	-
B-26	18	2	1	5	8	-	2
B-29	12	1	4	3	3	1	-
B-36	1	-	-	1	-	-	-
B-45	3	-	-	3	-	-	-
B-48	1	-	-	-	-	-	1
B-50	5	-	-	3	2	-	-
Cargo	61	5	14	12	28	-	2
C-45	13	2	3	2	6	-	-
C-46	12	2	3	1	6	-	-
C-47/53(C-117)	13	1	5	2	5	-	-
C-54 (R-5D)	7	-	-	2	4	-	-
C-64	1	-	-	-	1	-	-
C-82	5	-	-	1	4	-	-
C-119	10	-	2	4	2	-	2
Fighter	180	9	24	60	72	6	9
F-47	110	3	1	3	1	-	-
F-51	36	-	5	8	19	1	3
F-80	61	4	10	20	23	2	2
F-82	10	2	-	2	6	-	-
F-84	25	-	2	13	8	2	-
F-86	27	-	1	11	10	1	4
F-94	4	-	3	-	1	-	-
F-96	1	-	-	-	1	-	-
T-33	6	-	2	1	3	-	-
Trainer	98	6	16	8	61	2	5
Helicopter	4	-	-	2	2	-	-
Liaison	13	3	2	1	7	-	-
Miscellaneous b/	3	-	1	-	2	-	-
SECOND QUARTER - TOTAL	446	26	66	95	199	9	51
Bomber	67	9	8	22	21	-	7
B-17	6	3	1	-	1	-	1
B-25	11	2	2	3	4	-	1
B-26	22	2	1	6	10	-	3
B-29	17	2	3	8	1	-	3
B-36	1	-	-	1	-	-	-
B-45	3	-	1	1	1	-	-
B-50	7	-	-	3	4	-	-
Cargo	64	5	12	13	28	-	6
C-45	10	-	4	-	5	-	1
C-46	10	2	3	-	4	-	1
C-47/54(C-117)	20	1	3	6	7	-	3
C-54 (R-5D)	10	-	1	4	4	-	1
C-82	5	1	1	2	1	-	-
C-119	8	1	-	1	6	-	-
C-121	1	-	-	-	1	-	-
Fighter	240	9	37	56	100	6	32
F-47	3	-	1	1	-	1	-
F-51	61	5	12	12	20	1	11
F-80	71	2	12	17	23	1	16
F-82	13	-	3	2	8	-	-
F-84	40	2	4	14	16	2	2
F-86	37	-	3	6	25	1	2
F-94	7	-	1	1	4	-	1
T-33	8	-	1	3	4	-	-
Trainer	62	3	6	3	42	3	5
Helicopter	4	-	1	-	2	-	-
Liaison	8	-	2	1	5	-	-
Miscellaneous b/	1	-	-	-	1	-	-

^{a/} Phases not shown in other columns, including those "Undetermined".^{b/} All Other Types.

TABLE 96 - USAF AIRCRAFT ACCIDENTS - BY PHASE OF FLIGHT - F.Y. 1951 - CONTINUED

Type and Model	Major Accidents	Phase of Flight					Miscellaneous
		Taxiing	Take-Off	In Flight	FBIAI Approach & Landing	Go-Around	
THIRD QUARTER - TOTAL	471	29	60	113	223	19	27
Bomber	76	10	7	23	28	2	6
B-17	4	1	-	1	2	-	-
B-24	1	-	1	-	-	-	-
B-25	14	2	1	3	6	-	2
B-26	29	6	2	6	13	-	2
B-29	16	-	1	6	6	1	2
B-43	1	-	1	-	-	-	-
B-45	6	-	-	5	-	1	-
B-47	1	-	-	-	1	-	-
B-50	4	1	1	2	-	-	-
Cargo	63	6	10	13	28	3	3
C-45	7	2	1	2	2	-	-
C-46	14	-	3	1	8	-	2
C-47/53(C-117)	20	2	3	3	9	2	1
C-54 (R-5D)	10	1	2	2	4	1	-
C-82	3	-	1	1	1	-	-
C-97	1	-	-	1	-	-	-
C-119	6	1	-	2	3	-	-
C-124	2	-	-	1	1	-	-
Fighter	252	8	31	63	128	9	13
F-47	4	-	1	3	3	-	-
F-51	50	2	7	11	25	2	3
F-80	84	1	14	14	49	2	4
F-82	6	1	1	1	3	-	-
F-84	47	2	3	21	17	1	3
F-86	27	1	2	9	12	2	1
F-89	3	-	-	1	2	-	-
F-94	13	-	1	3	7	-	2
T-33	18	1	2	3	10	2	-
Trainer	61	5	8	10	30	4	4
Helicopter	10	-	4	2	3	-	1
Liaison	6	-	-	2	3	-	-
Miscellaneous b/	3	-	-	-	3	-	-
FOURTH QUARTER - TOTAL	553	37	76	133	260	22	25
Bomber	72	5	7	15	35	5	5
B-17	5	2	1	-	2	-	-
B-25	15	1	1	5	5	2	1
B-26	28	1	4	3	17	1	2
B-29	15	1	-	6	5	2	1
B-36	1	-	-	-	1	-	-
B-45	5	-	-	1	3	-	1
B-47	1	-	-	-	1	-	-
B-50	2	-	1	-	1	-	-
Cargo	57	7	10	17	19	-	4
C-45	9	2	1	1	4	-	1
C-46	3	-	-	1	2	-	-
C-47/53(C-117)	16	2	3	4	6	-	1
C-54 (R-5D)	10	1	1	3	4	-	1
C-74	1	-	-	1	-	-	-
C-82	5	2	1	1	1	-	-
C-97	1	-	1	-	-	-	-
C-119	9	-	1	5	2	-	1
C-123	1	-	1	1	-	-	-
C-124	2	-	1	1	-	-	-
Fighter	313	15	46	83	142	12	15
F-47	9	1	1	3	4	-	-
F-51	56	4	6	11	29	6	-
F-80	97	3	25	17	46	2	4
F-82	2	1	-	-	1	-	-
F-84	83	5	7	32	34	1	4
F-86	34	1	2	14	12	2	3
F-89	1	-	-	-	-	-	1
F-91	1	-	1	-	-	-	-
F-94	13	-	2	4	6	-	1
T-33	17	-	2	2	10	1	2
Trainer	90	9	9	12	57	3	-
Helicopter	7	-	2	2	2	-	1
Liaison	12	1	2	3	5	1	-
Miscellaneous b/	2	-	-	1	-	1	-

Source: D/Flight Safety Research - The Inspector General

TABLE 97 - FACTORS CAUSING USAF AIRCRAFT ACCIDENTS - F.Y. 1951

(Does not include Air National Guard. Includes Air Force Reserve, MATS Navy units and Civil Air Patrol Aircraft in the USAF inventory).

Type and Model	Major Accidents	CAUSE FACTORS a/					
		Pilot Error	Supervisory Error	Maintenance Error	Material Failure	Air Base & Airways	Other b/
F. Y. 1951 - TOTAL .	1,885	1,003	172	155	680	156	273
FIRST QUARTER - TOTAL . .	415	236	35	36	143	24	56
Bomber	56	31	7	9	19	7	15
B-17.	5	2	1	-	1	-	3
B-25.	11	8	3	-	2	3	4
B-26.	18	9	1	5	7	2	4
B-29.	12	10	2	1	5	2	2
B-36.	1	1	-	-	1	-	-
B-45.	3	-	-	2	1	-	-
B-48.	1	-	-	1	-	-	-
B-50.	5	1	-	1	2	-	2
Cargo	61	33	7	4	21	8	12
C-45.	13	7	2	-	4	2	2
C-46.	12	9	4	-	3	1	1
C-47/53(C-117). . .	13	9	1	1	-	5	2
C-54 (R-5D)	7	4	1	-	-	-	3
C-64.	1	1	-	-	-	-	-
C-82.	5	1	-	2	3	-	-
C-119	10	2	-	1	8	-	4
Fighter	180	88	8	14	72	8	23
F-47.	10	9	1	-	1	-	-
F-51.	36	14	2	2	11	-	6
F-80.	61	33	1	3	23	4	1
F-82.	10	6	1	2	4	1	-
F-84.	25	7	1	-	12	-	6
F-86.	27	12	1	3	13	1	2
F-94.	4	3	1	1	-	-	2
F-96.	1	1	-	-	-	-	-
T-33.	6	3	-	3	3	-	1
Trainer	98	72	12	9	23	1	4
Helicopter	4	1	-	-	3	-	1
Liaison.	13	9	-	-	4	-	1
Miscellaneous c/ . .	3	2	-	-	1	-	-
SECOND QUARTER - TOTAL . .	446	219	38	29	154	31	67
Bomber	67	27	2	7	28	9	17
B-17.	6	1	-	2	2	1	1
B-25.	11	8	-	2	4	3	-
B-26.	22	9	-	-	8	1	8
B-29.	17	4	1	3	8	2	5
B-36.	1	-	-	-	1	-	-
B-45.	3	1	-	-	3	-	-
B-50.	7	4	1	-	2	2	3
Cargo	64	41	11	7	20	6	16
C-45.	10	7	1	-	2	-	2
C-46.	10	6	-	4	2	1	1
C-47/53(C-117). . .	20	11	4	2	5	1	6
C-54 (R-5D)	10	5	1	-	3	1	4
C-82.	5	3	1	-	4	3	-
C-119	8	3	1	1	4	-	3
C-121	1	1	1	-	-	-	-
Fighter	240	100	17	14	90	15	30
F-47.	3	-	-	-	2	-	1
F-51.	61	24	3	3	19	6	4
F-80.	71	28	6	2	22	4	12
F-82.	13	5	2	1	7	-	3
F-84.	40	14	3	3	17	4	7
F-86.	37	18	2	5	18	-	2
F-94.	7	5	-	-	3	-	-
T-33.	8	6	1	-	2	1	1
Trainer	62	45	6	1	11	-	2
Helicopter	4	-	-	-	3	-	1
Liaison.	8	5	2	-	1	1	1
Miscellaneous c/ . .	1	1	-	-	1	-	-

a/ More than one cause factor may be involved in any one aircraft accident.

b/ Other crew member error, miscellaneous unsafe conditions, other personnel and "undetermined".

c/ Includes all other types.

TABLE 97 - FACTORS CAUSING USAF AIRCRAFT ACCIDENTS - F.Y. 1951 - CONTINUED

Type and Model	Major Accidents	CAUSE FACTORS a/					
		Pilot Error	Supervisory Error	Maintenance Error	Material Failure	Air Base & Airways	Other b/
<u>THIRD QUARTER - TOTAL . .</u>	<u>471</u>	<u>256</u>	<u>43</u>	<u>41</u>	<u>161</u>	<u>34</u>	<u>81</u>
<u>Bomber</u>	<u>76</u>	<u>39</u>	<u>13</u>	<u>10</u>	<u>27</u>	<u>5</u>	<u>16</u>
B-17.	4	2	1	2	-	-	2
B-24.	1	1	1	-	-	1	-
B-25.	14	8	5	2	5	1	3
B-26.	29	14	3	2	10	3	6
B-29.	16	8	3	2	6	-	3
B-43.	1	-	-	-	1	-	-
B-45.	6	2	-	1	4	-	2
B-47.	1	-	-	-	1	-	-
B-50.	4	4	-	1	-	-	-
<u>Cargo.</u>	<u>63</u>	<u>36</u>	<u>3</u>	<u>6</u>	<u>20</u>	<u>8</u>	<u>18</u>
C-45.	7	4	-	2	2	1	1
C-46.	14	6	-	2	4	1	4
C-47/53(C-117). . .	20	15	3	1	8	3	7
C-54 (R-5D)	10	6	-	2	-	2	3
C-82.	3	1	-	1	2	-	1
C-97.	1	-	-	-	1	-	-
C-119.	6	3	-	-	3	1	1
C-124.	2	1	-	-	-	-	1
<u>Fighter.</u>	<u>252</u>	<u>131</u>	<u>17</u>	<u>15</u>	<u>98</u>	<u>19</u>	<u>34</u>
F-47.	4	-	-	1	3	1	-
F-51.	50	22	4	3	24	4	3
F-80.	84	47	5	4	23	8	19
F-82.	6	-	1	-	4	-	1
F-84.	47	25	4	2	23	4	5
F-86.	27	16	2	2	8	1	4
F-89.	3	1	-	-	1	-	1
F-94.	13	9	1	1	5	-	-
T-33.	18	11	-	2	7	1	1
<u>Trainer.</u>	<u>61</u>	<u>40</u>	<u>9</u>	<u>7</u>	<u>13</u>	<u>1</u>	<u>10</u>
<u>Helicopter</u>	<u>10</u>	<u>2</u>	<u>-</u>	<u>2</u>	<u>3</u>	<u>1</u>	<u>2</u>
<u>Liaison.</u>	<u>6</u>	<u>1</u>	<u>-</u>	<u>1</u>	<u>-</u>	<u>-</u>	<u>-</u>
<u>Miscellaneous / . . .</u>	<u>3</u>	<u>3</u>	<u>1</u>	<u>-</u>	<u>-</u>	<u>-</u>	<u>1</u>
<u>FOURTH QUARTER - TOTAL. .</u>	<u>553</u>	<u>292</u>	<u>56</u>	<u>49</u>	<u>222</u>	<u>67</u>	<u>69</u>
<u>Bomber</u>	<u>72</u>	<u>29</u>	<u>8</u>	<u>10</u>	<u>38</u>	<u>14</u>	<u>12</u>
B-17.	5	3	1	1	2	1	-
B-25.	15	8	3	1	9	1	1
B-26.	28	11	3	6	10	8	6
B-29.	15	6	-	1	10	3	3
B-36.	1	-	-	-	1	-	-
B-45.	5	-	1	1	4	1	-
B-47.	1	-	-	-	-	-	1
B-50.	2	1	-	-	2	-	1
<u>Cargo.</u>	<u>57</u>	<u>22</u>	<u>5</u>	<u>8</u>	<u>26</u>	<u>8</u>	<u>14</u>
C-45.	9	4	1	4	5	-	1
C-46.	3	1	1	1	2	1	-
C-47/53(C-117). . .	16	9	2	1	1	3	5
C-54 (R-5D)	10	4	-	2	5	3	4
C-74.	1	-	-	-	1	-	-
C-82.	5	3	1	-	3	1	-
C-97.	1	-	-	-	1	-	-
C-119.	9	-	-	1	5	-	3
C-123.	1	1	-	-	1	-	1
C-124.	2	-	-	-	2	-	-
<u>Fighter.</u>	<u>313</u>	<u>157</u>	<u>24</u>	<u>24</u>	<u>138</u>	<u>40</u>	<u>34</u>
F-47.	9	5	2	1	4	2	-
F-51.	56	34	7	3	22	7	3
F-80.	97	50	4	4	40	24	9
F-82.	2	-	-	-	2	-	-
F-84.	83	36	4	9	45	4	12
F-86.	34	15	3	3	14	1	7
F-89.	1	-	-	1	-	-	-
F-91.	1	-	-	-	1	-	-
F-94.	13	8	1	1	5	1	1
T-33.	17	9	3	2	5	1	2
<u>Trainer.</u>	<u>90</u>	<u>69</u>	<u>18</u>	<u>7</u>	<u>15</u>	<u>4</u>	<u>5</u>
<u>Helicopter</u>	<u>7</u>	<u>4</u>	<u>-</u>	<u>-</u>	<u>1</u>	<u>-</u>	<u>2</u>
<u>Liaison.</u>	<u>12</u>	<u>10</u>	<u>1</u>	<u>-</u>	<u>2</u>	<u>1</u>	<u>2</u>
<u>Miscellaneous c/ . . .</u>	<u>2</u>	<u>1</u>	<u>-</u>	<u>-</u>	<u>2</u>	<u>-</u>	<u>-</u>

Source: D/Flight Safety Research - The Inspector General

TABLE 98 - FACTORS INVOLVED IN USAF AIRCRAFT ACCIDENTS - F. Y. 1951

(Does not include Air National Guard. Includes Air Force Reserve, MATS Navy units, and Civil Air Patrol aircraft in the USAF inventory).

Type and Model	Major Accidents	INVOLVED FACTORS ^{a/}					
		Fire Before Accident	Weather	Non- compliance With T/O	Violations	Forced Landing	Out of Fuel
F. Y. 1951 - TOTAL	1,885	140	297	39	129	215	30
FIRST QUARTER - TOTAL	415	23	49	7	21	54	6
Bomber	56	4	12	-	3	7	-
B-17	5	-	1	-	-	1	-
B-25	11	-	4	-	1	-	-
B-26	18	-	2	-	1	2	-
B-29	12	1	3	-	1	3	-
B-36	1	-	1	-	-	-	-
B-45	3	-	-	-	-	-	-
B-48	1	1	-	-	-	-	-
B-50	5	2	1	-	-	-	1
Cargo	61	3	6	3	5	7	-
C-45	13	-	2	-	1	2	-
C-46	12	-	-	1	1	2	-
C-47/53(C-117)	13	2	1	1	1	1	-
C-54 (R-5)	7	-	2	1	2	-	-
C-64	1	-	-	-	-	-	-
C-82	5	1	-	-	-	-	1
C-119	10	-	1	-	-	-	1
Fighter	180	14	22	4	8	23	6
F-47	10	-	1	-	1	-	-
F-51	36	2	5	1	3	6	-
F-80	61	4	7	1	2	6	-
F-82	10	-	2	1	1	1	-
F-84	25	1	3	-	-	5	1
F-86	27	4	4	1	1	4	4
F-94	4	1	-	-	-	1	1
F-96	1	-	-	-	-	-	-
T-33	6	2	-	1	-	-	-
Trainer	98	2	6	-	4	14	-
Helicopter	4	-	-	-	-	-	-
Liaison	13	-	3	-	1	2	-
Miscellaneous ^{b/}	3	-	-	-	-	-	-
SECOND QUARTER - TOTAL	446	29	82	11	36	52	10
Bomber	67	11	15	2	5	4	1
B-17	6	-	2	1	1	-	-
B-25	11	1	4	1	1	2	-
B-26	22	2	4	-	1	1	1
B-29	17	6	1	-	2	1	-
B-36	1	-	-	-	-	-	-
B-45	3	2	-	-	-	-	-
B-50	7	-	4	-	-	-	-
Cargo	64	2	17	1	12	4	-
C-45	10	-	3	-	1	2	-
C-46	10	-	2	-	3	-	-
C-47/53(C-117)	20	1	3	-	4	-	-
C-54 (R-5)	10	1	5	1	-	1	-
C-82	5	-	1	-	1	-	-
C-119	8	-	2	-	3	-	-
C-121	1	-	1	-	-	-	-
Fighter	240	15	40	7	16	32	8
F-47	3	-	1	2	-	1	-
F-51	61	1	7	-	2	8	-
F-80	71	9	13	1	6	5	4
F-82	13	-	2	-	2	-	-
F-84	40	3	5	2	1	8	1
F-86	37	1	7	2	4	8	2
F-94	7	1	1	-	-	2	-
T-33	8	-	4	-	1	-	1
Trainer	62	1	10	1	3	9	1
Helicopter	4	-	-	-	-	-	-
Liaison	8	-	-	-	-	-	-
Miscellaneous ^{b/}	1	-	-	-	-	-	-

a/ None, or more than one factor may be involved in any one aircraft accident.

b/ Includes all other types.

TABLE 98 - FACTORS INVOLVED IN USAF AIRCRAFT ACCIDENTS - F.Y. 1951 - CONTINUED

Type and Model	Major Accidents	INVOLVED FACTORS a/					
		Fire Before Accident	Weather	Non- compliance With T/O	Violations	Forced Landing	Out of Fuel
THIRD QUARTER - TOTAL . . .	471	35	68	9	38	54	11
Bomber	76	8	18	4	7	4	1
B-17	4	-	1	1	-	-	-
B-24	1	-	-	-	-	-	-
B-25	14	2	4	-	4	1	-
B-26	29	1	5	3	2	1	1
B-29	16	3	5	-	-	2	-
B-43	1	-	-	-	-	-	-
B-45	6	2	-	-	-	-	-
B-47	1	-	-	-	-	-	-
B-50	4	-	-	-	-	-	-
Cargo	63	3	16	2	10	7	-
C-45	7	-	2	-	1	1	-
C-46	14	-	2	1	3	2	-
C-47/53(C-117)	20	1	7	-	3	3	-
C-54 (R-5)	10	-	5	1	2	-	-
C-82	3	1	-	-	-	1	-
C-97	1	1	-	-	-	-	-
C-119	6	-	-	-	1	-	-
C-124	2	-	-	-	-	-	-
Fighter	252	24	23	2	10	36	10
F-47	4	-	-	-	-	1	-
F-51	50	3	5	-	3	7	1
F-80	84	5	10	-	3	12	5
F-82	6	-	-	-	-	-	-
F-84	47	4	4	1	2	9	2
F-86	27	3	3	1	-	-	-
F-89	3	1	-	-	-	-	-
F-94	13	4	-	-	1	3	1
T-33	18	4	1	-	1	4	1
Trainer	61	-	9	1	9	6	-
Helicopter	10	-	1	-	2	1	-
Liaison	6	-	-	-	2	-	-
Miscellaneous b/	3	-	1	-	-	-	-
FOURTH QUARTER - TOTAL	553	53	98	12	34	55	3
Bomber	72	11	14	2	2	6	-
B-17	5	-	-	-	-	-	-
B-25	15	2	1	-	1	2	-
B-26	28	1	7	2	-	3	-
B-29	15	6	4	-	1	1	-
B-36	1	-	1	-	-	-	-
B-45	5	1	-	-	-	-	-
B-47	1	-	1	-	-	-	-
B-50	2	1	-	-	-	-	-
Cargo	57	6	17	3	4	-	-
C-45	9	2	2	-	-	-	-
C-46	3	-	1	-	-	-	-
C-47/53(C-117)	16	-	9	-	4	-	-
C-54 (R-5)	10	3	2	2	-	-	-
C-74	1	1	-	-	-	-	-
C-82	5	-	3	-	-	-	-
C-97	1	-	-	-	-	-	-
C-119	9	-	1	1	-	-	-
C-123	1	-	-	-	-	-	-
C-124	2	-	-	-	-	-	-
Fighter	313	35	52	6	17	42	3
F-47	9	1	-	-	1	-	-
F-51	56	1	12	-	2	9	1
F-80	97	8	16	1	7	14	1
F-82	2	-	-	-	-	-	-
F-84	83	15	18	3	5	16	1
F-86	34	3	2	-	1	2	-
F-89	1	1	-	-	-	-	-
F-91	1	1	-	-	-	-	-
F-94	13	3	2	-	1	-	-
T-33	17	2	2	2	-	1	-
Trainer	90	1	12	1	10	4	-
Helicopter	7	-	2	-	1	2	-
Liaison	12	-	1	-	1	-	-
Miscellaneous b/	2	-	-	-	-	1	-

Source: D/Flight Safety Research - The Inspector General

GROUND SAFETY

Ground accident statistics were approved and directed by AF Regulation No. 32-1, dated, 24 August 1948. (See Paragraph 4a (6). In establishing the reporting system, standardized cost factors and definitions have been approved. The present cost factors for injuries and fatalities were established by AF Letter 32-50, dated 27 September 1950, effective 1 January 1951. The present cost figures give a more complete coverage of the different types of injuries. These factors were preceded by those established under AFL No. 32-40, 24 June 1948, and were in effect through the first half of the fiscal year covered in these tables.

A comparison between the two sets is made below:

OLD FACTORS (Employed from July through December 1950)

<u>MILITARY (each)</u>	
Non-Disabling	\$ 4.25
Temporary (Total)	441.00
Permanent (Partial)	441.00
Fatalities	19,565.00
<u>CIVILIAN (each)</u>	
Non-Disabling	\$ 4.25
Temporary (Total or Partial)	119.00
Permanent (Total or Partial)	119.00
Fatalities	9,955.00

Vehicle and Aircraft damage cost covers parts and labor, at "going rates". When Vehicle or Aircraft is completely destroyed, cost of replacement is employed.

Claims cost data were first reported, August 1949.

NEW FACTORS (Employed from 1 January through 30 June 1951)

<u>MILITARY</u>	
Non-Disabling - Enlisted and Officers	\$ 6.00
Temporary (Total) - Officer (Will return to Duty) PDL	23.00
Temporary (Total) - Officer (Will return to Duty) PDL	32.00
Permanent Partial - Enlisted (Will return to Duty) PDL	23.00
Permanent Partial - Officer (Will return to Duty) PDL	32.00
Permanent Partial - Enlisted and Officers (Will not return to Duty)	37,000.00
Permanent Total - Enlisted and Officers	57,000.00
Fatalities - Enlisted and Officers	26,000.00
(PDL = Per Day Lost)	
<u>CIVILIAN</u>	
Non-Disabling	\$ 6.00
Temporary (Total)	17.00
Permanent (Partial)	8,500.00
Permanent (Total)	70,000.00
Fatalities	20,000.00

These changes must be taken into consideration in making cost comparisons between the first half and last half of FY 1951 tables as well as all previous tables.

The frequency rates for FY 1951 were computed according to the following formulas:

- Civilian Injury Rate = $\frac{\text{Number of Civilian disabling and fatal injuries} \times 1,000,000}{\text{Total hours of civilian employment}}$
- Military Injury Rate (On Duty) = $\frac{\text{Number of Military disabling and fatal injuries "On Duty"} \times 100,000}{\text{Total Military Man-days of exposure} \times 1/3}$
- Military Injury Rate (Off Duty) = $\frac{\text{Number of Military disabling and fatal injuries "Off Duty"} \times 100,000}{\text{Total Military Man-days of exposure} \times 2/3}$
- USAF Motor Vehicle Accident Rate = $\frac{\text{Number of USAF Motor Vehicle Accidents} \times 100,000}{\text{Total USAF Motor Vehicle Mileage}}$

Accident Cost Index was computed by the following formula:

$$\frac{\text{Cost of Injuries} + \text{Cost of Fatalities} + \text{Cost of Property Damage}}{\text{Total Command Strength (Average Military and Average Civilian)}}$$

The strength figures employed were based on exposure (man-days for military and man-hours for civilians) as reported by the major Air Commands.

The following definitions were used in developing the tables through 31 December 1950 in this section of the book:

DISABLING INJURY - An injury which results in death, permanent impairment, or when in the opinion of competent medical authority it is impossible for the injured to return to work or duty at any time during the next calendar day following the date of injury.

GROUND SAFETY - CONTINUED

USAF MOTOR VEHICLE ACCIDENT - An accident involving the operation of a USAF motor vehicle which results in injury to person(s) or damage to property regardless of type of ownership or extent of damage or injury. (USAF vehicles classified as "Special Purpose Equipment" such as for Lifts, Hysters, Graders, Dozers, etc. when involved in accident(s) are not included in computation of the motor vehicle accident rate or in analysis of vehicle accidents unless the accident results from operation of such vehicle on a street or highway, subject to traffic hazards.) The cost of damage to Special Purpose Equipment when involved in accidents is included in the summary of vehicle accident damage costs.

The above definitions were revised and as revised were in effect during the last half of FY 1951. The tables for that period were set up accordingly. Changes will be noted in definitions as listed below:

DISABLING INJURY - An injury which results in death, permanent total, permanent partial injury, or an injury, which in the opinion of competent medical authority makes it impossible for the injured to return to work or duty at any time during the next calendar day following date of injury.

USAF MOTOR VEHICLE ACCIDENT - An incident involving the operation of an Air Force motor vehicle which results in either disabling or non-disabling injury to Air Force personnel and/or non-USAF persons and/or damage aggregating \$25.00 or more to Air Force motor vehicles, or to other vehicles or property without regard to ownership.

USAF PROPERTY DAMAGE ACCIDENT - An incident resulting from AF Ground operations wherein AF property is accidentally damaged in amount of \$25.00 or more.

TABLE 99 - SUMMARY AND COST ANALYSIS OF USAF MOTOR VEHICLE ACCIDENTS -
BY CASE AND BY COST - WORLDWIDE, CONTINENTAL US AND OVERSEAS - FY 1951

(Vehicle Accident Rates Based on 100,000 Vehicle Miles Operated)

Case or Cost	Total	1st Quarter	2nd Quarter	3rd Quarter	4th Quarter
WORLDWIDE					
USAF Motor Vehicle Accidents - Total	5,985	1,622	2,056	1,106	1,201
Number of Vehicle Miles Operated	308,996,797	66,716,207	72,779,600	76,030,741	93,470,249
Vehicle Accident Rate	1.94	2.43	2.82	1.45	1.28
Personnel Injuries - Total	545	103	141	130	171
Disabling	515	96	133	124	162
Fatal	30	7	8	6	9
Non-Disabling	206	a/	a/	95	111
Property Damage Cases - Total	4,816	1,333	1,711	804	968
Passenger Cars, Commandiers, Jeeps, Motor Cycles	1,229	521	708	a/	a/
Trucks and Busses	1,713	767	946	a/	a/
Special Purpose Equipment	212	45	57	65	45
Vehicle Repair Replacement Cost	\$ 476,770	\$ 96,462	\$ 119,923	\$ 112,186	\$ 148,199
Cost of Other Property Damage by Vehicle Accident	\$ 131,940	\$ 12,432	\$ 9,783	\$ 69,687	\$ 40,038
Days, Vehicle out of Service - Total	35,267	10,822	13,131	5,313	6,001
CONTINENTAL US					
USAF Motor Vehicle Accidents - Total	3,511	877	1,198	685	751
Number of Vehicle Miles Operated	164,836,729	34,136,290	36,740,685	40,855,221	53,104,533
Vehicle Accident Rate	2.13	2.57	3.26	1.68	1.41
Personnel Injuries - Total	283	51	66	78	88
Disabling	273	49	62	75	87
Fatal	10	2	4	3	1
Non-Disabling	125	a/	a/	60	65
Property Damage Cases - Total	2,990	773	1,087	498	632
Passenger Cars, Commandiers, Jeeps, Motor Cycles	663	273	390	a/	a/
Trucks and Busses	1,122	472	650	a/	a/
Special Purpose Equipment	166	28	47	55	36
Vehicle Repair Replacement Cost	\$ 267,449	\$ 56,880	\$ 66,918	\$ 62,218	\$ 81,433
Cost of Other Property Damage by Vehicle Accident	\$ 90,038	\$ 11,517	\$ 9,144	\$ 51,484	\$ 17,893
Days, Vehicle out of Service - Total	19,885	5,371	6,798	3,669	4,047
OVERSEAS					
USAF Motor Vehicle Accidents - Total	2,474	745	858	421	450
Number of Vehicle Miles Operated	144,160,668	32,579,917	36,038,915	35,175,520	40,365,716
Vehicle Accident Rate	1.72	2.29	2.38	1.20	1.11
Personnel Injuries - Total	262	52	75	52	83
Disabling	252	47	71	49	75
Fatal	20	5	4	3	8
Non-Disabling	81	a/	a/	35	46
Property Damage Cases - Total	1,826	560	624	306	336
Passenger Cars, Commandiers, Jeeps, Motor Cycles	566	248	318	a/	a/
Trucks and Busses	591	295	296	a/	a/
Special Purpose Equipment	46	17	10	10	9
Vehicle Repair Replacement Cost	\$ 209,321	\$ 39,582	\$ 53,005	\$ 49,968	\$ 66,766
Cost of Other Property Damage by Vehicle Accident	\$ 41,902	\$ 915	\$ 639	\$ 18,203	\$ 22,145
Days, Vehicle out of Service - Total	15,382	5,451	6,333	1,644	1,954

a/ Not Available

Source: Assistant for Ground Safety, Deputy Chief of Staff, Personnel, Hq. USAF

TABLE 100 - COST ANALYSIS OF USAF GROUND ACCIDENTS - WORLDWIDE,
CONTINENTAL US AND OVERSEAS - FY 1951

Costs and Strength	Total	First Quarter a/	Second Quarter a/	Third Quarter b/	Fourth Quarter b/
WORLDWIDE					
USAF Ground Accident Cost per Capita per Annum	\$ 29.86	\$ 26.64	\$ 30.64	\$ 28.52	\$ 32.40
Civilian Cost per Capita per Annum	7.65	4.08	3.64	9.80	11.40
Military Cost per Capita per Annum	35.33	33.52	37.44	32.72	37.12
<u>USAF Ground Accident Cost - Total</u>	<u>\$ 23,725,429</u>	<u>\$ 4,095,858</u>	<u>\$ 5,425,501</u>	<u>\$ 6,062,604</u>	<u>\$ 8,141,466</u>
<u>Military Injuries and Fatalities - Total</u>	<u>20,292,206</u>	<u>3,590,631</u>	<u>4,737,996</u>	<u>5,070,576</u>	<u>6,893,003</u>
<u>Non-Disabling (On and Off Duty) - Total</u>	<u>294,194</u>	<u>46,440</u>	<u>57,320</u>	<u>80,004</u>	<u>110,430</u>
<u>Disabling - Total</u>	<u>6,317,442</u>	<u>1,255,086</u>	<u>1,530,711</u>	<u>1,492,572</u>	<u>2,039,073</u>
On Duty	2,022,455	396,459	552,132	482,544	591,324
Off Duty	4,294,983	858,627	978,579	1,010,028	1,447,749
<u>Fatalities - Total</u>	<u>13,680,570</u>	<u>2,289,105</u>	<u>3,149,965</u>	<u>3,498,000</u>	<u>4,743,500</u>
On Duty	1,453,275	293,475	391,300	371,000	397,500
Off Duty	12,227,295	1,995,630	2,758,665	3,127,000	4,346,000
<u>Civilian Injuries and Fatalities - Total</u>	<u>1,685,315</u>	<u>189,244</u>	<u>184,004</u>	<u>561,874</u>	<u>750,193</u>
<u>Civilian Injuries - Total</u>	<u>1,285,675</u>	<u>139,469</u>	<u>154,139</u>	<u>501,874</u>	<u>490,193</u>
Non-Disabling	566,825	71,044	73,338	248,255	174,180
Disabling	718,850	68,425	80,801	253,611	316,013
<u>Civilian Fatalities - Total</u>	<u>399,640</u>	<u>49,775</u>	<u>29,865</u>	<u>60,000</u>	<u>260,000</u>
<u>USAF Vehicle Damage Cost - Total</u>	<u>476,770</u>	<u>96,462</u>	<u>119,923</u>	<u>112,186</u>	<u>148,199</u>
<u>USAF Aircraft Damage Cost - Total</u>	<u>654,142</u>	<u>177,322</u>	<u>146,915</u>	<u>180,272</u>	<u>149,633</u>
<u>Claims Cost - Total</u>	<u>230,145</u>	<u>13,560</u>	<u>62,015</u>	<u>61,950</u>	<u>92,620</u>
<u>Other US Property Damage Cost - Total</u>	<u>386,851</u>	<u>28,639</u>	<u>174,648</u>	<u>75,746</u>	<u>107,818</u>
Raw Materials, Supplies, Fuel	79,008	157	9,914	34,386	34,551
Buildings, Structures, Appurtenances	173,473	6,743	96,277	15,519	54,934
Machine Tools, Equipment	134,370	21,739	68,457	25,841	18,333
<u>Average Strength - Total</u>	<u>794,556</u>	<u>614,965</u>	<u>707,900</u>	<u>849,767</u>	<u>1,005,588</u>
Military	574,350	428,585	506,331	620,044	742,437
Civilian	220,206	186,380	201,569	229,723	263,151
CONTINENTAL US					
USAF Ground Accident Cost per Capita per Annum	\$ 30.28	\$ 26.64	\$ 31.64	\$ 29.08	\$ 32.48
Civilian Cost per Capita per Annum	7.57	4.16	3.72	9.08	11.28
Military Cost per Capita per Annum	36.34	34.28	38.56	34.08	37.88
<u>USAF Ground Accident Cost - Total</u>	<u>\$ 18,851,589</u>	<u>\$ 3,080,336</u>	<u>\$ 4,281,750</u>	<u>\$ 4,924,821</u>	<u>\$ 6,564,682</u>
<u>Military Injuries and Fatalities - Total</u>	<u>16,509,023</u>	<u>2,800,779</u>	<u>3,772,711</u>	<u>4,252,665</u>	<u>5,683,468</u>
<u>Non-Disabling (On and Off Duty) - Total</u>	<u>231,354</u>	<u>36,010</u>	<u>44,294</u>	<u>62,178</u>	<u>88,872</u>
<u>Disabling - Total</u>	<u>4,819,609</u>	<u>925,659</u>	<u>1,184,967</u>	<u>1,115,887</u>	<u>1,593,096</u>
On Duty	1,376,181	261,072	398,664	281,469	434,976
Off Duty	3,443,428	664,587	786,303	834,418	1,158,120
<u>Fatalities - Total</u>	<u>11,458,060</u>	<u>1,839,110</u>	<u>2,543,450</u>	<u>3,074,000</u>	<u>4,001,500</u>
On Duty	742,735	117,390	254,345	185,500	185,500
Off Duty	10,715,325	1,721,720	2,289,105	2,888,500	3,816,000
<u>Civilian Injuries and Fatalities - Total</u>	<u>1,274,956</u>	<u>140,687</u>	<u>139,168</u>	<u>406,259</u>	<u>588,842</u>
<u>Civilian Injuries - Total</u>	<u>1,025,091</u>	<u>120,777</u>	<u>129,213</u>	<u>366,259</u>	<u>408,642</u>
Non-Disabling	543,453	67,108	69,832	240,295	166,218
Disabling	481,638	53,669	59,381	125,964	242,624
<u>Civilian Fatalities - Total</u>	<u>249,865</u>	<u>19,910</u>	<u>9,955</u>	<u>40,000</u>	<u>180,000</u>
<u>USAF Vehicle Damage Cost - Total</u>	<u>267,449</u>	<u>56,880</u>	<u>66,918</u>	<u>62,218</u>	<u>81,433</u>
<u>USAF Aircraft Damage Cost - Total</u>	<u>312,042</u>	<u>47,681</u>	<u>94,744</u>	<u>108,664</u>	<u>60,953</u>
<u>Claims Cost - Total</u>	<u>173,556</u>	<u>9,961</u>	<u>52,560</u>	<u>49,050</u>	<u>61,985</u>

TABLE 100- COST ANALYSIS OF USAF GROUND ACCIDENTS - WORLDWIDE,
CONTINENTAL US AND OVERSEAS - FY 1951 - CONTINUED

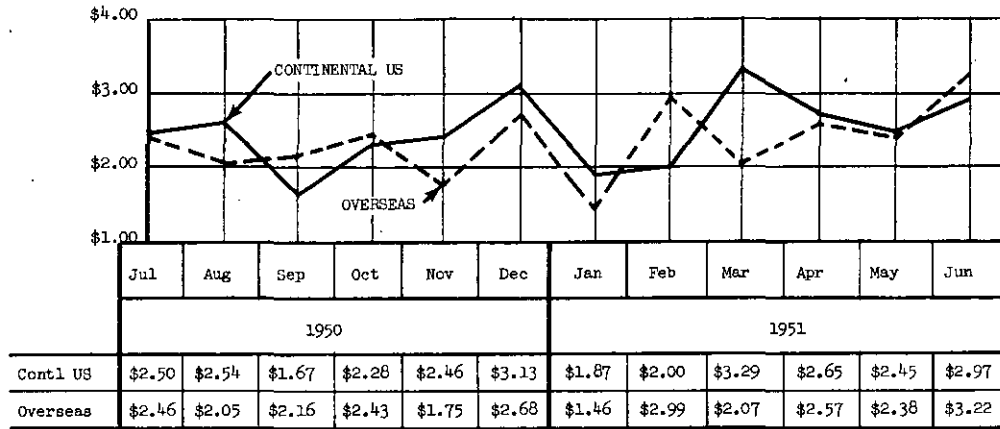
Costs and Strength	Total	First Quarter a/	Second Quarter a/	Third Quarter b/	Fourth Quarter b/
CONTINENTAL US (Continued)					
<u>Other US Property Damage Cost - Total</u>	\$ 314,563	\$ 24,348	\$ 155,649	\$ 46,565	\$ 88,001
Raw Materials, Supplies, Fuel	54,744	14	268	24,811	29,651
Buildings, Structures, Appurtenances	163,133	4,627	95,236	9,745	53,525
Machine Tools, Equipment	96,686	19,707	60,145	12,009	4,825
<u>Average Strength - Total</u>	622,567	462,357	541,433	677,743	808,732
Military	454,235	326,668	391,203	493,948	599,919
Civilian	168,332	135,489	150,230	178,795	208,813
OVERSEAS					
USAF Ground Accident Cost per Capita per Annum	\$ 28.34	\$ 26.60	\$ 27.48	\$ 26.44	\$ 32.04
Civilian Cost per Capita per Annum	7.91	3.80	3.48	12.24	11.88
Military Cost per Capita per Annum	31.50	31.08	33.52	27.04	33.96
<u>USAF Ground Accident Cost - Total</u>	\$ 4,873,840	\$ 1,015,522	\$ 1,143,751	\$ 1,137,783	\$ 1,576,784
<u>Military Injuries and Fatalities - Total</u>	3,783,183	789,852	965,285	818,511	1,209,535
Non-Disabling (On and Off Duty) - Total	62,840	10,430	13,026	17,826	21,558
<u>Disabling - Total</u>	1,497,833	329,427	345,744	376,685	445,977
On Duty	646,278	135,387	153,468	201,075	156,348
Off Duty	851,555	194,040	192,276	175,610	289,629
<u>Fatalities - Total</u>	2,222,510	449,995	606,515	424,000	742,000
On Duty	710,540	176,085	136,955	185,500	212,000
Off Duty	1,511,970	273,910	469,560	238,500	530,000
<u>Civilian Injuries and Fatalities - Total</u>	410,359	48,557	44,836	155,615	161,351
<u>Civilian Injuries - Total</u>	260,584	18,692	24,926	135,615	81,351
Non-Disabling	23,372	3,936	3,506	7,968	7,962
Disabling	237,212	14,756	21,420	127,647	73,389
<u>Civilian Fatalities - Total</u>	149,775	29,865	19,910	20,000	80,000
<u>USAF Vehicle Damage Cost - Total</u>	209,321	39,582	53,005	49,968	66,766
<u>USAF Aircraft Damage Cost - Total</u>	342,100	129,641	52,171	71,608	88,680
<u>Claims Cost - Total</u>	56,589	3,599	9,452	12,900	30,635
<u>Other US Property Damage Cost - Total</u>	72,288	4,291	18,999	29,181	19,817
Raw Materials, Supplies, Fuel	24,264	143	9,646	9,575	4,900
Buildings, Structures, Appurtenances	10,340	2,116	1,041	5,774	1,409
Machine Tools, Equipment	37,684	2,032	8,312	13,832	13,508
<u>Average Strength - Total</u>	171,989	152,608	166,467	172,024	196,856
Military	120,115	101,717	115,128	121,096	142,518
Civilian	51,874	50,891	51,339	50,928	54,338

a/ Cost of Injuries based on AFL 32-40, 24 June 1948.

b/ Cost of Injuries based on AFL 32-40, 27 September 1950.

Source: Assistant for Ground Safety, Deputy Chief of Staff, Personnel, Hq. USAF.

TABLE 101 - USAF ACCIDENT COST ANALYSIS ON COST PER CAPITA PER CURRENT MONTH - FY 1951



Month	CONTINENTAL US											
	Total	AMC	AU	ConAC	Hq C	MATS	PGC	SAC	TC	Misc Org a/	ADC	TAC
Command Average.	\$2.48	\$1.28	\$1.60	\$2.65	\$2.49	\$2.88	\$3.57	\$3.54	\$2.58	\$2.70	\$2.82	\$3.43
July (1950)	\$2.50	\$1.04	\$2.50	\$3.30	\$1.83	\$1.88	\$1.37	\$4.14	\$2.75	\$.90	\$ -	\$ -
August	2.54	.62	.71	2.26	.98	1.37	9.56	2.18	5.47	2.53	-	-
September	1.67	.88	2.12	1.49	2.74	1.98	5.16	3.62	.99	1.04	-	-
October	2.28	1.03	1.22	3.40	1.88	6.94	3.43	3.62	1.13	.57	-	-
November	2.46	1.41	1.45	2.00	.80	2.94	1.35	2.62	3.47	1.15	-	-
December	3.13	1.60	.90	3.64	1.75	1.82	4.09	2.44	4.30	7.52	-	-
January (1951)	\$1.87	\$1.63	\$.62	\$2.09	\$.95	\$3.67	\$.75	\$3.14	\$1.39	\$.45	\$1.37	\$2.97
February	2.00	1.26	3.88	1.37	5.91	.82	3.52	3.36	1.18	6.36	2.66	2.58
March	3.29	1.82	3.45	2.98	.63	2.64	1.15	4.61	3.94	6.66	4.39	.74
April	2.65	1.17	.69	4.92	1.71	2.52	8.39	4.49	2.49	1.54	1.64	3.41
May	2.45	1.06	.62	2.02	6.93	1.30	.82	4.94	2.03	1.51	2.08	3.66
June	2.97	1.81	1.05	2.31	3.74	6.71	3.20	3.27	1.84	2.17	4.77	7.23

Month	OVERSEAS							
	Total	AAC	CAirC	FEAF	MATS	NEAC b/	Third AD	USAFE
Command Average.	\$2.35	\$3.24	\$.95	\$2.68	\$1.85	\$1.30	\$1.86	\$2.07
July (1950)	\$2.46	\$1.35	\$3.98	\$3.90	\$1.84	\$ -	\$1.09	\$1.21
August	2.05	4.09	.07	1.86	1.66	-	1.10	2.09
September	2.16	2.10	.73	2.58	1.61	-	1.37	2.27
October	2.43	3.15	2.35	2.98	2.50	.80	1.91	1.69
November	1.75	1.13	.55	1.36	2.20	1.11	2.51	2.19
December	2.68	10.09	.92	2.35	1.99	1.18	3.20	.76
January (1951)	\$1.46	\$1.02	\$.23	\$2.42	\$.29	\$1.36	-	\$1.28
February	2.99	3.15	.41	2.59	2.90	2.12	-	3.65
March	2.07	4.37	1.63	2.10	1.04	.69	-	2.06
April	2.57	4.66	.19	3.05	2.46	.73	-	1.67
May	2.38	1.21	.03	3.64	1.50	2.08	-	1.71
June	3.22	2.54	.34	3.33	2.22	1.66	-	4.30

a/ Includes Long Range Proving Ground, Security Services, Hq. USAF, etc.
 b/ NEAC data from 1 October 1950 on.

Source: Assistant for Ground Safety, Deputy Chief of Staff, Personnel, Hq. USAF

TABLE 102 - SUMMARY AND COST ANALYSIS OF USAF MOTOR VEHICLE ACCIDENTS BY CAUSE -
 WORLDWIDE, CONTINENTAL US AND OVERSEAS - FY 1951
 (Vehicle Accident Rates based on 100,000 vehicle miles operated.)

Factors, Operation or Driver Defects	Total	1st Quarter	2nd Quarter	3rd Quarter	4th Quarter
WORLDWIDE					
<u>Contributing Factors</u>					
Speed Excessive	1,283	246	382	329	326
Inattention, Distraction	1,515	481	604	179	251
Failure to Yield Right-of-Way	252	72	73	66	41
Failure to Signal or Warn	106	28	43	20	15
Improper Loading, Securing, Seating	133	40	63	15	15
Fatigued, Fell Asleep	122	30	19	46	27
Lack of Clearance	1,099	323	406	168	202
Service or Mechanical Failure	273	98	99	39	37
Other Driver at Fault	1,202	304	367	244	287
<u>Nature, Vehicle Operation</u>					
Approaching	1,434	402	433	279	320
Backing	1,134	358	490	121	165
Following	613	138	169	148	158
Parking - Parked	194	67	79	25	23
Passing	632	140	192	255	145
Slowing or Stopped	233	99	118	4	12
Turning	869	258	315	137	159
Intersection	437	85	153	109	90
No Unusual Action	439	75	107	128	129
<u>USAF Driver Defects</u>					
Not Licensed or Qualified	258	60	95	42	61
Physical Defects	133	3	1	63	66
Intoxication Indicated	114	26	29	29	30
CONTINENTAL US					
<u>Contributing Factors</u>					
Speed Excessive	627	101	172	180	174
Inattention, Distraction	970	309	411	97	153
Failure to Yield Right-of-Way	131	30	40	41	20
Failure to Signal or Warn	61	14	22	16	9
Improper Loading, Securing, Seating	90	30	40	10	10
Fatigued, Fell Asleep	68	12	9	30	17
Lack of Clearance	667	168	212	124	163
Service or Mechanical Failure	164	45	72	21	26
Other Driver at Fault	733	168	220	166	179
<u>Nature, Vehicle Operation</u>					
Approaching	683	153	206	160	164
Backing	831	242	363	93	133
Following	344	63	89	87	105
Parking - Parked	140	45	58	16	21
Passing	309	55	62	102	90
Slowing or Stopped	152	68	76	2	6
Turning	502	152	189	79	82
Intersection	273	44	93	67	69
No Unusual Action	277	55	62	79	81
<u>USAF Driver Defects</u>					
Not Licensed or Qualified	136	31	52	21	32
Physical Defects	107	2	1	50	54
Intoxication Indicated	36	6	12	11	7
OVERSEAS					
<u>Contributing Factors</u>					
Speed Excessive	656	145	210	149	152
Inattention, Distraction	545	172	193	82	98
Failure to Yield Right-of-Way	121	42	33	25	21
Failure to Signal or Warn	45	14	21	4	6
Improper Loading, Securing, Seating	43	10	23	5	5
Fatigued, Fell Asleep	54	18	10	16	10
Lack of Clearance	432	155	194	44	39
Service or Mechanical Failure	109	53	27	18	11
Other Driver at Fault	469	136	147	78	108
<u>Nature, Vehicle Operation</u>					
Approaching	751	249	227	119	156
Backing	303	116	127	28	32
Following	269	75	80	61	53
Parking - Parked	54	22	21	9	2
Passing	323	85	130	53	55
Slowing or Stopped	81	31	42	2	6
Turning	367	106	126	58	77
Intersection	164	41	60	42	21
No Unusual Action	162	20	45	49	48
<u>USAF Driver Defects</u>					
Not Licensed or Qualified	122	29	43	21	29
Physical Defects	26	1	-	13	12
Intoxication Indicated	78	20	17	18	23

Source: Assistant for Ground Safety, Deputy Chief of Staff, Personnel, Hq. USAF.

TABLE 103—WORLDWIDE USAF FATALITIES FROM GROUND ACCIDENTS BY GRADE OF PERSONNEL —

SEMI-ANNUALLY—FY 1951

Nomenclature	FIRST HALF FY 1951									
	Total	OFFICERS								
		Total	Gen	Col	Lt Col	Maj	Capt	1st Lt	2nd Lt	W/O
Number of Fatalities	278	27	-	-	1	2	5	11	8	-
Average Command Strength a/.	492,653	64,331	246	2,020	3,944	8,205	21,252	20,139	6,427	2,098
Fatalities per 1,000 Av. Strength.	.56	.42	0.00	0.00	.25	.24	.23	.55	.12	0.00
Percent of Fatalities	100.00	9.71	0.00	0.00	.36	.72	1.80	3.95	2.88	0.00
Percent of Average Strength	100.00	13.06	.05	.41	.80	1.67	4.31	4.09	1.30	.43
Percent of Difference		-25.65	0.00	0.00	-55.00	-56.89	-58.24	-3.42	121.54	0.00
	ENLISTED									
	Total	M/Sgt	T/Sgt	S/Sgt	Sgt	Cpl	Pfc	Pvt	A/C	
		Total	Gen	Col	Lt Col	Maj	Capt	1st Lt	2nd Lt	W/O
Number of Fatalities	251	10	8	48	53	51	55	26	-	
Average Command Strength a/.	428,322	24,991	31,554	66,405	74,554	81,397	87,906	59,365	2,150	
Fatalities per 1,000 Av. Strength.	.59	.40	.25	.72	.71	.63	.63	.44	0.00	
Percent of Fatalities	90.20	3.60	2.88	17.27	19.07	18.34	19.78	9.35	0.00	
Percent of Average Strength	86.94	5.07	6.41	13.48	15.13	16.52	17.84	12.05	.44	
Percent of Difference	3.75	-29.00	-55.07	28.12	26.04	11.02	10.87	-22.41	0.00	
	LAST HALF FY 1951									
	Total	OFFICERS								
		Total	Gen	Col	Lt Col	Maj	Capt	1st Lt	2nd Lt	W/O
Number of Fatalities	311	17	-	-	1	-	4	5	6	1
Average Command Strength a/.	707,250	90,367	279	2,774	5,738	11,932	32,471	23,525	11,234	2,414
Fatalities per 1,000 Av. Strength.	.44	.19	0.00	0.00	.17	0.00	.12	.21	.53	.41
Percent of Fatalities	100.00	5.47	0.00	0.00	.32	0.00	1.29	1.61	1.93	.32
Percent of Average Strength	100.00	12.78	0.04	.39	.81	1.69	4.59	3.33	1.59	.34
Percent of Difference		-57.20	0.00	0.00	-60.49	0.00	-71.90	-51.65	21.38	-5.88
	ENLISTED									
	Total	M/Sgt	T/Sgt	S/Sgt	Sgt	Cpl	Pfc	Pvt	A/C	
		Total	Gen	Col	Lt Col	Maj	Capt	1st Lt	2nd Lt	W/O
Number of Fatalities	294	10	16	59	58	51	75	22	3	
Average Command Strength a/.	616,883	33,810	41,832	89,119	97,513	96,941	156,401	99,056	2,211	
Fatalities per 1,000 Av. Strength.	.48	.30	.38	.66	.59	.53	.48	.22	1.36	
Percent of Fatalities	94.53	3.22	5.14	18.97	18.65	16.40	24.12	7.07	.96	
Percent of Average Strength	87.22	4.78	5.91	12.60	13.79	13.71	22.11	14.01	.31	
Percent of Difference	8.38	-32.64	-13.03	50.56	35.24	19.62	9.09	-49.54	209.68	

a/ Includes SCARWAF, SCHAWAF, and Pipeline

Source: Assistant for Ground Safety, Deputy Chief of Staff, Personnel, Hq. USAF

	OVERSEAS (June through December, 1950)										
	Total	1,843	1,776	93	\$ 203,548	\$ 9,789	\$ 3,157	\$ 8,790	\$ 181,812	55	5,836
<u>On Duty - Total</u>	<u>954</u>	<u>871</u>	<u>92</u>	<u>203,138</u>	<u>9,789</u>	<u>3,157</u>	<u>8,790</u>	<u>181,402</u>	<u>54</u>	<u>5,356</u>	<u>181</u>
Base Flight Operations Aircraft Communication Service, Weather, etc	32	24	8	5,769	-	141	15	5,613	8	266	-
Basic and Physical Training, etc	27	-	-	-	-	-	-	-	-	-	-
Administrative Services, Clerical, etc	33	33	-	-	-	-	-	-	-	-	-
Hospital, Dispensary, Medical Laboratories	1	1	-	-	-	-	-	-	-	-	-
Mess and Billeting	60	68	-	-	-	-	-	-	-	-	-
Air Corps Supply	61	56	5	4,263	-	850	689	2,724	-	-	-
Services Supply and Operations (QM., Ord., etc.)	80	77	3	2,794	-	-	-	2,794	3	170	-
Commissary and Laundry	10	10	-	-	-	-	-	-	-	-	-
Aircraft Repair and Servicing	99	77	23	42,280	-	-	1,516	40,764	19	439	4
Fire Prevention: Crash and Structural	26	25	1	75	-	60	-	15	-	-	-
Automotive Operations and Service, etc	139	116	23	22,921	8,468	100	2,464	11,889	12	3,636	174
Aircraft Repairs and Maintenance Shops, etc.	53	45	8	9,525	-	-	3,300	6,225	5	94	-
Air Installations, Service Shops, etc.	159	152	7	2,277	647	1,454	102	74	1	48	1
Research and Development	3	3	-	-	-	-	-	-	-	-	-
Miscellaneous Functions, etc	171	157	14	113,234	674	552	704	111,304	6	703	2
<u>Off Duty - Total</u>	<u>889</u>	<u>905</u>	<u>1</u>	<u>410</u>	<u>-</u>	<u>-</u>	<u>-</u>	<u>410</u>	<u>1</u>	<u>480</u>	<u>-</u>
Altercations and/or Assaults	93	93	-	-	-	-	-	-	-	-	-
Sports and/or Recreation	252	252	-	-	-	-	-	-	-	-	-
Domestic Quarters and Barracks	135	135	-	-	-	-	-	-	-	-	-
Pedestrians and/or Hitch-hiking	62	62	-	-	-	-	-	-	-	-	-
Vehicle and Civil Aircraft Operations and Transportation	240	257	-	-	-	-	-	-	-	-	-
Off Duty, Not Elsewhere Classified	107	106	1	410	-	-	-	410	1	480	-

Source: Assistant for Ground Safety, Deputy Chief of Staff, Personnel, Hq. USAF

TABLE 105 - USAF MILITARY PERSONNEL ACCIDENTS - LAST HALF FY 1948 AND FY'S 1949, 1950 AND 1951

Nomenclature	Fiscal Year 1948		Fiscal Year 1949				Fiscal Year 1950				Fiscal Year 1951			
	3rd Qtr	4th Qtr	1st Qtr	2nd Qtr	3rd Qtr	4th Qtr	1st Qtr	2nd Qtr	3rd Qtr	4th Qtr	1st Qtr	2nd Qtr	3rd Qtr	4th Qtr
CONTINENTAL US														
Average Strength.	242,604	248,800	251,589	258,306	267,128	271,848	288,840	307,990	320,419	312,705	327,868	391,203	499,850	601,187
Man Days Exposure	22,555,701	23,471,395	25,180,554	24,867,645	25,123,276	25,411,539	28,073,568	29,656,142	28,841,288	28,452,797	30,053,099	35,985,275	44,905,273	54,592,602
Accidents (Non-Disabling) . . .	3,338	3,871	3,235	2,595	6,268	8,717	7,218	7,553	8,525	8,609	8,473	10,422	10,363	14,812
Accidents (Fatal)	50	66	66	63	61	70	73	122	67	95	94	130	116	151
Accidents (Non-Fatal)	1,644	1,970	1,727	1,815	1,784	1,945	2,153	2,125	2,109	2,003	2,099	2,687	2,424	3,002
Man Days Lost	24,383	29,638	27,344	29,897	28,599	31,076	35,478	36,349	33,414	33,985	35,988	45,792	42,806	48,894
Disabling Injury Rate (Fatal and Non-Fatal) <u>a/</u>	7.51	8.67	7.12	7.55	7.34	7.93	7.93	7.58	7.54	7.37	7.30	7.83	5.66	5.78
OVERSEAS														
Average Strength.	100,544	107,863	124,052	137,543	128,541	128,937	109,834	90,834	93,330	93,209	101,717	115,128	124,918	142,505
Man-Days Exposure	3,684,866	10,266,247	12,128,870	12,671,605	11,818,418	11,727,887	10,695,954	8,451,621	8,394,222	8,482,300	9,348,880	10,596,047	10,898,518	12,969,115
Accidents (Non-Disabling) . . .	99	281	441	330	1,187	1,755	1,044	1,314	1,876	2,176	2,454	3,065	2,971	3,593
Accidents (Fatal)	8	30	32	38	45	40	44	28	17	15	23	31	16	28
Accidents (Non-Fatal)	268	702	873	891	851	825	822	679	641	670	747	784	792	1,052
Man Days Lost	3,286	9,893	9,703	12,087	11,830	11,810	13,894	11,308	9,951	10,517	11,919	12,079	11,942	15,890
Disabling Injury Rate (Fatal and Non-Fatal) <u>a/</u>	7.49	7.13	7.46	7.33	7.58	7.37	8.10	8.36	7.84	8.07	8.24	7.69	7.41	8.33

a/ Disabling Injury Rates are based on 100,000 man days exposure and average command strength. (Disabling Injuries include Fatal and Non-Fatal.) Strength was computed in accordance with AFR-32-2, 24 November 1950.

Source: Assistant for Ground Safety, Deputy Chief of Staff, Personnel, Hq. USAF

TABLE 106 - USAF CIVILIAN PERSONNEL ACCIDENTS - LAST HALF OF FY 1948 AND FY'S 1949, 1950 AND 1951

	Fiscal Year 1948		Fiscal Year 1949				Fiscal Year 1950				Fiscal Year 1951			
	3rd Qtr	4th Qtr	1st Qtr	2nd Qtr	3rd Qtr	4th Qtr	1st Qtr	2nd Qtr	3rd Qtr	4th Qtr	1st Qtr	2nd Qtr	3rd Qtr	4th Qtr
CONTINENTAL US														
Average Strength.	113,931	119,807	124,470	129,583	133,520	138,450	136,166	127,241	115,153	119,602	135,489	150,230	179,213	210,880
Man Hours Exposure	53,421,771	57,205,947	58,290,759	58,858,123	61,159,841	64,814,224	64,521,954	58,534,717	57,933,476	61,248,122	68,287,013	75,639,418	90,112,969	106,912,266
Accidents (Non-Disabling) . . .	12,570	14,641	14,250	12,706	13,273	15,616	14,045	11,846	11,751	13,497	15,790	16,431	20,994	27,703
Accidents (Fatal)	1	3	1	2	1	-	4	1	-	3	2	1	2	9
Accidents (Non-Fatal)	435	512	480	466	597	527	447	334	372	355	451	499	614	738
Man Days Lost	4,285	5,083	4,893	5,054	5,498	7,096	5,405	4,519	4,935	4,938	5,630	6,242	5,635	8,272
Disabling Injury Rate (Fatal and Non-Fatal) ^{a/}	8.16	9.00	8.25	7.95	9.78	8.13	6.99	5.72	6.42	5.84	6.63	6.61	6.84	6.99
OVERSEAS														
Average Strength.	51,457	49,472	50,603	45,411	50,673	52,113	48,388	42,153	47,767	45,878	50,891	51,339	48,756	50,517
Man Hours Exposure	9,915,618	28,496,544	29,147,163	26,616,365	27,988,099	29,346,166	29,816,842	24,571,619	23,997,680	23,464,261	25,570,320	25,872,559	25,668,711	27,821,297
Accidents (Non-Disabling)	67	314	485	270	657	896	870	802	715	1,025	926	825	1,328	1,327
Accidents (Fatal)	2	6	3	2	2	3	2	3	1	2	3	2	1	4
Accidents (Non-Fatal)	45	167	173	160	181	201	192	186	213	139	124	180	162	169
Man Days Lost	710	1,891	2,028	1,341	2,123	1,948	2,845	2,571	3,640	2,040	1,547	2,442	2,398	2,382
Disabling Injury Rate (Fatal and Non-Fatal) ^{a/}	4.74	6.07	6.04	0.61	6.54	6.95	6.51	7.69	8.92	6.01	4.97	7.03	6.35	6.22

^{a/} Disabling Injury Rates are based on 1,000,000 man hours exposure and average strength. (Disabling Injuries include Fatal and Non-Fatal.) Strength figures were computed in accordance with AFR-32-2, 4 November 1950.

Source: Assistant for Ground Safety, Deputy Chief of Staff, Personnel, Hq. USAF

TABLE 107 - INJURIES AND PROPERTY DAMAGE ARISING FROM USAF GROUND ACCIDENTS
IN CONTINENTAL US AND OVERSEAS - FY 1951

Injury or Damage	Total e/	1st Quarter	2nd Quarter	3rd Quarter	4th Quarter
CONTINENTAL US					
INJURIES TO PERSONNEL a/					
USAF Military Personnel Injuries - Total a/	54,773	10,666	13,239	12,903	17,965
Non-Disabling - Total	44,070	8,473	10,422	10,363	14,812
On Duty	b/ 16,224	c/	c/	6,766	9,458
Off Duty	b/ 8,951	c/	c/	3,597	5,354
Disabling - Total	10,703	2,193	2,817	2,540	3,153
On Duty - Total	3,357	598	917	858	984
Temporary - Total	3,299	581	894	851	973
Officers	b/ 46	c/	c/	15	31
Enlisted Men	b/ 1,778	c/	c/	836	942
Permanent(Partial-Will NotReturn to Duty)	b/ 4	c/	c/	-	4
Permanent (Total) d/	21	11	10	-	-
Fatal	33	6	13	7	7
Man Days Lost - Total	b/ 24,373	c/	c/	12,093	12,280
Officers	b/ 874	c/	c/	370	504
Enlisted Men	b/ 23,499	c/	c/	11,723	11,776
Man Days Exposure	54,844,109	9,917,522	11,875,141	14,914,726	18,136,720
Disabling Injury Rate	6.12	6.03	7.72	5.75	5.43
Off Duty - Total	7,346	1,595	1,900	1,682	2,169
Temporary - Total	6,846	1,492	1,767	1,570	2,017
Officers	b/ 203	c/	c/	87	116
Enlisted Men	b/ 3,384	c/	c/	1,483	1,901
Permanent(Partial-Will NotReturn toDuty)	b/ 11	c/	c/	3	8
Permanent (Total) d/	31	15	16	-	-
Fatal	458	88	117	109	144
Man Days Lost - Total	b/ 67,327	c/	c/	30,713	36,614
Officers	b/ 4,113	c/	c/	1,891	2,222
Enlisted Men	b/ 63,214	c/	c/	28,822	34,392
Man Days Exposure	110,692,140	20,135,577	24,110,134	29,990,547	36,455,882
Disabling Injury Rate	6.64	7.92	7.88	5.61	5.95
Man Days Exposure (On Duty & Off Duty)-Total	165,536,249	30,053,099	35,985,275	44,905,273	54,592,602
Disabling Injury Rate - Total	6.47	7.30	7.83	5.66	5.78
Man Days Lost - Total	173,480	35,988	45,792	42,806	48,894
USAF Civilian Personnel Injuries - Total	83,234	16,243	16,931	21,610	28,450
Non-Disabling - Total	80,918	15,790	16,431	20,994	27,703
Disabling Injuries - Total	2,316	453	500	616	747
Man Days Lost - Total	26,272	5,630	6,242	5,854	8,546
Man Hours Exposure - Total	340,951,666	68,287,013	75,639,418	90,112,969	106,912,266
Disabling Injury Rate	6.79	6.63	6.61	6.84	6.99
Temporary (Total) Injuries	2,250	441	486	597	726
Man Days Lost	b/ 13,007	c/	c/	5,635	8,272
Permanent (Partial) Injuries d/	52	10	13	17	12
Man Days Lost	b/ 493	c/	c/	219	274
Permanent (Total) Injuries	-	c/	c/	-	-
Fatal	14	2	1	2	9
Non-USAF Personnel Injuries - Total	b/ 143	64	79	c/	c/
Non-Fatal	b/ 140	64	76	c/	c/
Fatal	b/ 3	-	3	c/	c/
Damage to Property Cases					
USAF Property	b/ 261	116	145	c/	c/
Non-USAF Property	1,068	177	369	291	231

TABLE 107 - INJURIES AND PROPERTY DAMAGE ARISING FROM USAF GROUND ACCIDENTS
IN CONTINENTAL US AND OVERSEAS - FY 1951 - CONTINUED

Injury or Damage	Total e/	1st Quarter	2nd Quarter	3rd Quarter	4th Quarter
INJURIES TO PERSONNEL a/					
OVERSEAS					
<u>USAF Military Personnel Injuries - Total a/</u>	15,556	3,224	3,880	3,779	4,673
<u>Non-Disabling - Total</u>	12,083	2,454	3,065	2,971	3,593
On Duty	b/ 3,772	c/	c/	1,737	2,035
Off Duty	b/ 2,792	c/	c/	1,234	1,558
<u>Disabling - Total</u>	3,473	770	815	808	1,080
On Duty - Total	1,521	316	355	385	465
Temporary - Total	1,473	298	342	376	457
Officers	b/ 26	c/	c/	10	16
Enlisted Men	b/ 807	c/	c/	366	441
Permanent (Partial-Will Not Return to Duty)	b/ 1	c/	c/	1	-
Permanent (Total) d/	16	9	6	1	-
Fatal	31	9	7	7	8
<u>Man Days Lost - Total</u>	b/ 11,236	c/	c/	4,567	6,669
Officers	b/ 555	c/	c/	226	329
Enlisted Men	b/ 10,681	c/	c/	4,341	6,340
Man Days Exposure	14,536,764	3,085,129	3,496,696	3,632,206	4,322,733
Disabling Injury Rate	10.46	10.24	10.15	10.60	10.76
<u>Off Duty - Total</u>	1,952	454	460	423	615
Temporary - Total	1,873	438	428	414	593
Officers	b/ 56	c/	c/	32	24
Enlisted Men	b/ 951	c/	c/	382	569
Permanent (Partial-Will Not Return to Duty)	b/ 2	c/	c/	-	2
Permanent (Total) d/	10	2	8	-	-
Fatal	67	14	24	9	20
<u>Man Days Lost - Total</u>	b/ 16,596	c/	c/	7,375	9,221
Officers	b/ 1,059	c/	c/	665	394
Enlisted Men	b/ 15,537	c/	c/	6,710	8,827
Man Days Exposure	29,275,796	6,263,751	7,099,351	7,266,312	8,646,382
Disabling Injury Rate	6.67	7.25	6.48	5.82	7.11
<u>Man Days Exposure (On Duty & Off Duty) - Total</u>	43,812,560	9,348,880	10,596,047	10,898,518	12,969,115
<u>Disabling Injury Rate - Total</u>	7.93	8.24	7.69	7.41	8.33
<u>Man Days Lost - Total</u>	51,830	11,919	12,079	11,942	15,890
<u>USAF Civilian Personnel Injuries - Total</u>	5,051	1,053	1,007	1,491	1,500
<u>Non-Disabling - Total</u>	4,406	926	825	1,328	1,327
<u>Disabling Injuries - Total</u>	645	127	182	163	173
<u>Man Hours Exposure - Total</u>	104,932,887	25,570,320	25,872,559	25,668,711	27,821,297
Disabling Injury Rate	6.15	4.97	7.03	6.35	6.22
<u>Man Days Lost - Total</u>	8,769	1,547	2,442	2,398	2,382
Temporary (Total) Injuries	622	119	179	159	165
Man Days Lost	b/ 4,708	c/	c/	2,391	2,317
Permanent (Partial) Injuries d/	12	5	1	2	4
Man Days Lost	b/ 72	c/	c/	7	65
Permanent (Total) Injuries	b/ 1	c/	c/	1	-
Fatal	10	3	2	1	4
<u>Non-USAF Personnel Injuries - Total</u>	b/ 1,272	452	820	c/	c/
Non-Fatal	b/ 1,256	441	815	c/	c/
Fatal	b/ 16	11	5	c/	c/
<u>Damage to Property Cases</u>					
USAF Property	b/ 93	39	54	c/	c/
Non-USAF Property	417	72	109	140	96

a/ Does not include Non-USAF Personnel Injury and Property Damage Cases

b/ Based on two quarters reports only

c/ Not available

d/ Reported as Permanent Impairment for the first two quarters

e/ Totals are based on two quarters only, in some cases

Source: Assistant for Ground Safety, Deputy Chief of Staff, Personnel, Hq. USAF

TABLE 108 - WORLDWIDE USAF FATALITIES FROM GROUND ACCIDENTS BY WEEK AND BY HOUR —
SEMI-ANNUALLY - FY 1951

Day of Week	Total	Percent of Total	Fatalities by Time Distribution (Hours)								
			0001 Through 0300	0301 Through 0600	0601 Through 0900	0901 Through 1200	1201 Through 1500	1501 Through 1800	1801 Through 2100	2101 Through 2400	Unknown
TOTAL FOR FY 1951											
Total . . .	<u>589</u>	<u>100.00</u>	<u>124</u>	<u>59</u>	<u>36</u>	<u>45</u>	<u>41</u>	<u>83</u>	<u>76</u>	<u>102</u>	<u>23</u>
Percent of Total.	100.00	100.00	21.05	10.03	6.11	7.64	6.96	14.09	12.90	17.32	3.90
Sunday	118	20.04	32	10	6	6	14	15	12	17	6
Monday	74	12.56	15	9	6	4	7	7	7	14	5
Tuesday	57	9.68	14	4	8	-	4	8	8	6	5
Wednesday	77	13.07	23	6	5	5	1	9	13	15	-
Thursday	59	10.02	9	5	3	9	2	11	5	15	-
Friday	79	13.41	12	7	6	11	5	8	16	12	2
Saturday	125	21.22	19	18	2	10	8	25	15	23	5
FIRST HALF FY 1951											
Total . . .	<u>278</u>	<u>47.20</u>	<u>63</u>	<u>26</u>	<u>17</u>	<u>24</u>	<u>15</u>	<u>41</u>	<u>34</u>	<u>43</u>	<u>15</u>
Percent of Total.	100.00	100.00	22.66	9.35	6.11	8.63	5.40	14.75	12.23	15.47	5.40
Sunday	60	21.58	17	5	3	3	5	7	3	12	5
Monday	30	10.79	6	2	4	2	2	2	3	6	3
Tuesday	24	8.64	5	1	3	-	4	2	3	2	4
Wednesday	31	11.15	10	4	4	4	-	-	6	3	-
Thursday	34	12.23	6	2	2	3	1	8	4	8	-
Friday	33	11.87	6	4	-	5	1	4	8	4	1
Saturday	66	23.74	13	8	1	7	2	18	7	8	2
LAST HALF FY 1951											
Total . . .	<u>311</u>	<u>52.80</u>	<u>61</u>	<u>33</u>	<u>19</u>	<u>21</u>	<u>26</u>	<u>42</u>	<u>42</u>	<u>59</u>	<u>8</u>
Percent of Total.	100.00	100.00	19.61	10.61	6.11	6.75	8.36	13.51	13.51	18.97	2.57
Sunday	58	18.65	15	5	3	3	9	8	9	5	1
Monday	44	14.15	9	7	2	2	5	5	4	8	2
Tuesday	33	10.61	9	3	5	-	-	6	5	4	1
Wednesday	46	14.79	13	2	1	1	1	9	7	12	-
Thursday	25	8.04	3	3	1	6	1	3	1	7	-
Friday	46	14.79	6	3	6	6	4	4	8	8	1
Saturday	59	18.97	6	10	1	3	6	7	8	15	3

Source: Assistant for Ground Safety, Deputy Chief of Staff, Personnel, Hq. USAF

TABLE 109 - MOST CRITICAL PERIOD OF THE DAY FOR USAF FATALITIES, WORLDWIDE - FY 1951

Day of Week	Number of Accidents	First	Number of Accidents	Second	Number of Accidents	Third
Sunday	32	(0001 through 0300)	17	(2101 through 2400)	15	(1501 through 1800)
Monday	15	(0001 through 0300)	14	(2101 through 2400)	9	(0301 through 0600)
Tuesday	14	(0001 through 0300)	8 8 8	(0601 through 0900) (1501 through 1800) (1801 through 2100)	6	(2101 through 2400)
Wednesday	23	(0001 through 0300)	15	(2101 through 2400)	11	(1501 through 1800)
Thursday	15	(2101 through 2400)	11	(1501 through 1800)	9	(0001 through 0300)
Friday	16	(1801 through 2100)	12 12	(0001 through 0300) (2101 through 2400)	11	(0901 through 1200)
Saturday	25	(1501 through 1800)	23	(2101 through 2400)	19	(0001 through 0300)

Greatest Number of Accidents	Per Cent of Total	Day of Week	Time of Day
146	50.0	a/ Saturday and Sunday	6 PM to 6 AM
361	61.3	All Days	b/ 6 PM to 6 AM
243	41.3	c/ Saturday and Sunday	Entire Day
226	38.4	All Days	d/ 9 PM to 3 AM

a/ Days of most fatalities (off duty)
b/ Most critical period - all hours
c/ Most critical days - all hours
d/ Most critical period - all days

Note:

The tables above indicate that the greatest number of fatalities for FY 1951 fell on Saturday and Sunday and the greatest number for any one period of time was Sunday 0001 through 0300 o'clock. More of the fatal accidents happened between 6 PM and 6 AM - ordinarily off duty hours - on all days. The most critical days were Saturday and Sunday - ordinarily off duty days. The most critical period of the day was between 2101 and 0300 o'clock for all days of the week.

The statistics therefore indicate that more of the fatalities occur on Saturday and Sunday and most of the fatalities occur during the "ordinarily off duty hours."

Source: Assistant for Ground Safety, Deputy Chief of Staff, Personnel, Hq. USAF.



PART V

AIRCRAFT AND MATERIEL

Faint, illegible text visible along the right edge of the page, possibly bleed-through from the reverse side.

AIRCRAFT - MATERIEL

The tables included in this section provide summary data pertaining to the procurement, production, inventory, status, deployment and disposition of USAF aircraft, and similar information and other major items of materiel in the USAF during the Fiscal Year 1951.

In addition to information reflecting the status of aircraft procurement and production, the data contain the following information by type and model of aircraft: Total aircraft on hand, active and inactive aircraft on hand, estimated aircraft on hand, aircraft in and out of commission, aircraft in storage, aircraft excess to all military requirements, aircraft production gains and losses to the aircraft inventory, and a summary of active and inactive aircraft by functional assignment distribution.

The classification of aircraft herein is in accordance with AF Regulation 65-60, dated 9 May 1949, and changes A and B, Aeronautical Board Memorandum, dated 21 October 1947, and the latest AF Technical Orders and other authorizations. The type classification is generally based upon the basic type designator of each aircraft model. A prefix is assigned an aircraft model when the aircraft is modified to perform a function (indicated by the prefix) other than its basically designed purpose. The classification into FIRST and SECOND-LINE categories is in accordance with HOI 150-9, dated 25 September 1950 and as specified in Table VIII, AFL 150-10, dated 13 Sep 1950.

DEFINITIONS: The following definitions apply to the terms herein -

AIRCRAFT: The term aircraft and all type, model and series designations including prefixes are synonymous with the terminology of heavier-than-air aircraft as shown in AF Regulation 65-60, dated 9 May 1949. All aircraft which have been delivered to the USAF and USAF Reserve Forces and which are currently in the accountable inventory are included, except Class OLZ aircraft which are shown separately.

AIRPLANES: All aircraft except aerial target type aircraft and gliders.

POSSESSION: All aircraft inventory data reflected herein, except as otherwise specifically noted, are compiled on the basis of possession. An aircraft is possessed by an organization when that organization is physically using the aircraft in the accomplishment of its mission, or when the possessing organization is performing a service for the activity to which the aircraft is assigned, even though it may not be assigned to the organization.

ACTIVE AIRCRAFT INVENTORY: The number of aircraft provided for an organization in the accomplishment of its mission - command support aircraft, administrative aircraft, test aircraft (excluding those test aircraft on bailment and X-prefixed models), aircraft assigned for minimum individual training, active project aircraft and Air Force Reserve aircraft possessed by an Air Force activity.

INACTIVE AIRCRAFT INVENTORY: The sum of storage aircraft, flyable inactive aircraft, aircraft undergoing modification, aircraft on loan, bailment aircraft (except those bailed for maintenance), X-model aircraft, aircraft declared excess to the Department of the Air Force requirements, aircraft excess to the requirements of a command, aircraft recommended for reclamation, aircraft on project for assignment to a non-USAFA activity, unassigned new production aircraft, and inactive project aircraft.

FIRST and SECOND-LINE AIRCRAFT: The classification of aircraft into first and second-line categories is in accordance with the provisions of HOI 150-9, dated 3 April 1950 and the first-line life specified in Table IX of AFL 150-10, dated 31 May 1949.

ACCEPTANCE: The status of previously shop-assembled aircraft which have been fully inspected by constituted USAF or Navy production authorities and the title to which has been assumed by the contracting agencies but which have not been delivered to the recipients of the aircraft.

DELIVERY: Refers to the status of previously accepted aircraft, the responsibility and accountability for which has been assumed by the contracting agency or recipients. In accordance with Navy production reporting aircraft are considered as delivered on same date as they are accepted, therefore, acceptance and delivery figures for the Navy are the same.

IN COMMISSION: In commission means that an aircraft, without additional repair or maintenance, is safe and capable of normal flight operations. This does not necessarily indicate that the aircraft is capable of performing a specific mission such as combat, photo, etc., but merely that the aircraft is flyable and that the Form 1A and the Form 41B do not bear a red cross. Weather, runway conditions, shortages of operation personnel, or other factors not relating to the aircraft itself will not cause an aircraft to be reported "out of commission".

A O C P: "Aircraft Out of Commission Awaiting Parts" are those aircraft not flyable as indicated by a red cross on Form 1A and Form 41B, solely due to lack of parts. Aircraft will not be reported as awaiting parts unless the required parts have been requisitioned from the normal supply source at the station where the aircraft is located and notification has been received from the normal supply source that the parts are not available. This category does not include those aircraft awaiting parts required for the performance of modifications defined in AF Regulation 65-60.

AIRCRAFT - MATERIEL ---- CONTINUED

AIRFRAME WEIGHT: Unit weights are derived by deducting the following items from the empty weight; engine (dry weight), propellers, wheels, auxiliary power plant, turbo supercharger, radio, radar, starter, battery, generator, turrets and power operated gun mounts.

GUIDED MISSILES: For the first time there is included a report on Guided Missiles showing complete production data for the Fiscal Year 1951. All contracts, including those that have been completed and those currently in production are reflected in this report. The data also include the quarterly cumulative total on contract and the quarterly cumulative deliveries. The data were obtained from the latest procurement schedule - Air Materiel Command and Navy. The target drones shown in this report are used for training purposes only.

COMBAT MUNITIONS: This Fiscal Year 1951 report covers combat munitions peculiar to the United States Air Force located in air depots outside Continental U.S. The data presented herein is based upon reports prepared and submitted to Headquarters USAF by each major air command overseas. It reflects for each overseas major command the number by designated type of combat munitions reported on hand at the end of each quarter.

TABLE 110 - US MILITARY AIRCRAFT PRODUCTION - F.Y. 1951

(Effective 1 July 1950, aircraft "Acceptances", instead of aircraft "Deliveries" are used as the basis for gaining new production aircraft into the Aircraft Inventory.)

Type	Model and Series	Manufacturer	FISCAL YEAR 1951									
			TOTAL		1st Quarter		2nd Quarter		3rd Quarter		4th Quarter	
			ACCEPTANCES									
			Units	Airframe Weight (000's)	Units	Airframe Weight (000's)	Units	Airframe Weight (000's)	Units	Airframe Weight (000's)	Units	Airframe Weight (000's)
Total Military Production:			3735	38,858.6	726	10,035.3	721	8829.3	1032	8912.4	1256	11,081.6
Recipient:												
	USAF		1762	27,862.4	405	7,130.7	392	6640.4	475	6665.8	490	7,425.5
	MDAP		175	808.4	48	142.9	45	104.7	-	-	82	560.8
	Army		597	654.9	4	45.2	34	61.2	276	268.9	283	279.6
	Ground National Guard		87	74.8	-	-	2	2.6	15	12.8	70	59.4
	Navy		1112	9,429.7	269	2,716.5	248	2020.4	266	1964.9	329	2,727.9
	Coast Guard		2	28.4	-	-	-	-	-	-	2	28.4
U S AIR FORCE												
Bomber	Total		88	6186.4	31	2186.2	32	1903.7	12	1142.3	13	954.2
	B-35E	Consol-Vul	1	94.2	1	94.2	-	-	-	-	-	-
	B-36D	Consol-Vul	25	2574.5	10	1024.0	4	410.0	9	931.5	2	208.0
	B-36F	Consol-Vul	4	417.2	-	-	-	-	1	104.3	3	312.9
	B-47A	Boeing	9	479.6	-	-	1	53.2	2	106.5	6	319.9
	B-47B	Boeing	2	113.4	-	-	-	-	-	-	2	113.4
	B-50D	Boeing	47	2507.5	20	1067.0	27	1440.5	-	-	-	-
Fighter	Total		884	6346.5	177	1231.2	165	1132.6	274	1976.5	268	2006.2
	F-84E	Republic	393	2765.0	72	507.6	60	423.1	162	1138.8	99	695.5
	YP-84F	Republic	2	17.3	1	8.2	-	-	-	-	1	9.1
	YP-85	McDonnell	1	1.6	1	1.6	-	-	-	-	-	-
	F-86A	No. American	99	688.7	68	478.2	29	197.2	2	13.3	-	-
	F-86D	No. American	3	25.8	-	-	-	-	1	8.6	2	17.2
	F-86E	No. American	80	542.1	-	-	-	-	22	149.1	58	393.0
	YP-88	McDonnell	1	6.5	-	-	-	-	-	-	1	6.5
	F-89A	Northrop	11	180.1	1	16.2	2	32.4	8	131.5	-	-
	F-89B	Northrop	19	318.7	-	-	-	-	1	16.8	18	301.9
	YP-93A	No. American	2	20.6	-	-	-	-	2	20.6	-	-
	F-94A	Lockheed	95	613.0	34	219.4	61	393.6	-	-	-	-
	F-94B	Lockheed	176	1152.9	-	-	11	72.1	76	497.8	89	583.0
	YP-94B	Lockheed	1	6.4	-	-	1	6.4	-	-	-	-
	YP-94C	Lockheed	1	7.8	-	-	1	7.8	-	-	-	-
Reconn- aissance	Total		58	3778.0	21	1134.2	15	863.5	14	925.9	8	854.4
	RB-35D	Consol-Vul	21	2232.5	6	634.7	5	530.5	6	640.1	4	427.2
	RB-36F	Consol-Vul	4	427.2	-	-	-	-	-	-	4	427.2
	RB-45C	No. American	33	1118.3	15	499.5	10	333.0	8	285.8	-	-
Search & Rescue	Total		39	547.2	9	124.2	9	124.2	10	141.5	11	157.3
	SA-16A		39	547.2	9	124.2	9	124.2	10	141.5	11	157.3
Tanker	Total		5	292.9	-	-	2	116.6	1	58.3	2	118.0
	KC-97A	Boeing	3	174.9	-	-	2	116.6	1	58.3	-	-
	KC-97E	Boeing	2	118.0	-	-	-	-	-	-	2	118.0
Cargo	Total		202	8301.9	43	1883.9	48	1911.2	46	1813.3	65	2693.5
	YC-47F	Douglas	1	25.8	-	-	1	25.8	-	-	-	-
	C-97A	Boeing	17	885.9	8	416.5	9	469.4	-	-	-	-
	C-119C	Fairchild	90	2323.1	23	597.7	24	618.0	14	360.6	29	746.8
	XC-120	Fairchild	1	25.8	-	-	1	25.8	-	-	-	-
	YC-122	Chase	1	13.6	-	-	1	13.6	-	-	-	-
	YC-122A	Chase	1	13.6	-	-	1	13.6	-	-	-	-
	YC-122B	Chase	1	13.6	-	-	-	-	1	13.6	-	-
	XC-123	Chase	1	20.4	-	-	-	-	1	20.4	-	-
	C-124A	Douglas	52	3770.4	12	869.7	10	725.0	13	942.8	17	1232.9
	YC-125A	c/Northrop	13	261.6	-	-	1	20.0	9	181.2	3	60.4
	YC-125B	c/Northrop	10	203.7	-	-	-	-	4	81.5	6	122.2
Trainer	Total		480	2392.4	121	561.4	121	588.6	116	604.0	122	638.4
	XT-28	No. American	2	7.4	-	-	1	3.6	1	3.8	-	-
	T-28A	No. American	323	1170.0	85	294.6	80	284.0	77	283.6	81	307.8
	T-29A	Consol-Vul	29	547.7	7	133.0	6	114.0	8	151.6	8	149.1
	T-33A	Lockheed	120	660.0	23	126.5	34	187.0	30	165.0	33	181.5
	YT-34	Beech	3	4.3	3	4.3	-	-	-	-	-	-
	YT-35	TEMCO	3	3.0	3	3.0	-	-	-	-	-	-
***	C-97C	Boeing	14	744.4	-	-	-	-	4	213.2	10	531.2

TABLE 110 - US MILITARY AIRCRAFT PRODUCTION - F.Y. 1951 - CONTINUED

Type	Model and Series	Manufacturer	FISCAL YEAR 1951									
			TOTAL		1st Quarter		2nd Quarter		3rd Quarter		4th Quarter	
			ACCEPTANCES									
			Units	Airframe Weight (000's)	Units	Airframe Weight (000's)	Units	Airframe Weight (000's)	Units	Airframe Weight (000's)	Units	Airframe Weight (000's)
U S AIR FORCE (Continued)												
Communication	Total		6	17.1	3	9.6	-	-	2	4.0	1	3.5
	YH-12B	Bell	1	3.5	-	-	-	-	-	-	1	3.5
	YH-19	Sikorsky	3	9.6	3	9.6	-	-	-	-	-	-
	YL-20	De Havilland	2	4.0	-	-	-	-	2	4.0	-	-
MUTUAL DEFENSE ASSISTANCE PROGRAM												
Fighter	Total		97	682.0	14	98.7	11	77.5	-	-	72	505.8
	F-84E	Republic	97	682.0	14	98.7	11	77.5	-	-	72	505.8
Trainer	Total		10	55.0	-	-	-	-	-	-	10	55.0
	T-33Aa	Lockheed	10	55.0	-	-	-	-	-	-	10	55.0
Communication	Total		68	71.4	34	44.2	34	27.2	-	-	-	-
	L-18C		68	71.4	34	44.2	34	27.2	-	-	-	-
ARMY												
Cargo	Total		8	117.6	3	44.1	2	29.4	2	29.4	1	14.7
	VC-122	Q/Chase	8	117.6	3	44.1	2	29.4	2	29.4	1	14.7
Communication	Total		589	537.3	1	1.1	32	31.8	274	239.5	282	264.9
	H-13D	Bell	47	57.5	-	-	9	9.9	12	13.8	26	33.8
	YH-18A	U Aircraft	4	5.2	-	-	-	-	3	3.9	1	1.3
	YH-23	U Helicopter	1	1.1	1	1.1	-	-	-	-	-	-
	H-23Ab	Hiller	35	42.8	-	-	5	6.0	12	14.4	18	22.4
	YH-24	SiebelHelicopter	2	1.0	-	-	-	-	2	1.0	-	-
	L-19A	Cessna	485	407.4	-	-	15	12.0	243	202.4	227	193.0
	YL-20	De Havilland	4	8.0	-	-	-	-	2	4.0	2	4.0
	YL-21	Piper	2	2.6	-	-	-	-	-	-	2	2.6
	LC-126B	Cessna	3	3.9	-	-	3	3.9	-	-	-	-
	LC-126C	Cessna	6	7.8	-	-	-	-	-	-	6	7.8
GROUND NATIONAL GUARD												
Communication	Total		87	74.8	-	-	2	2.6	15	12.8	70	59.4
	L-19A	Cessna	85	72.2	-	-	2	2.6	15	12.8	70	59.4
	LC-126B	Cessna	2	2.6	-	-	-	-	-	-	-	-
NAVY												
Bomber	Total		337	4492.9	119	1716.0	69	905.7	75	750.7	74	1120.5
	P2V-2	Lockheed	1	23.3	-	-	1	23.3	-	-	-	-
	P2V-3	Lockheed	1	23.8	1	23.8	-	-	-	-	-	-
	P2V-4	Lockheed	32	923.2	13	374.0	12	346.2	7	203.0	-	-
	P2V-5	Lockheed	20	601.0	-	-	-	-	-	-	20	601.0
	P4M-1	Martin	12	395.5	12	395.5	-	-	-	-	-	-
	XA2D-1	Douglas	1	9.1	-	-	1	9.1	-	-	-	-
	AD-3W	Douglas	1	7.2	1	7.2	-	-	-	-	-	-
	AD-4	Douglas	86	617.7	18	128.7	16	114.4	37	265.4	15	109.2
	AD-4N	Douglas	13	94.0	13	94.0	-	-	-	-	-	-
	AD-4Q	Douglas	10	75.8	10	75.8	-	-	-	-	-	-
	AD-4W	Douglas	47	346.8	11	80.4	13	96.2	12	88.8	11	81.4
	XTB3F-1S	Grumman	1	9.2	1	9.2	-	-	-	-	-	-
	AF-2S	Grumman	41	414.5	10	96.2	10	102.5	10	102.6	11	113.2
	AF-2W	Grumman	43	433.3	12	118.2	10	103.0	9	90.9	12	121.2
	AJ-1	No. American	28	518.5	17	313.0	6	111.0	-	-	5	94.5
Fighter	Total		653	4578.5	135	927.7	151	1039.5	163	1146.8	204	1464.5
	F2H-2	McDonnell	117	885.0	33	244.2	27	201.2	18	135.4	39	304.2
	F2H-2N	McDonnell	7	54.1	4	30.8	3	23.3	-	-	-	-
	F2H-2P	McDonnell	8	67.0	-	-	-	-	3	24.9	5	42.1
	F3D-1	Douglas	25	252.0	4	40.6	5	50.2	13	130.8	3	30.4
	XF3D-1	Douglas	3	29.4	1	9.8	1	9.8	-	-	1	9.8
	F3D-2	Douglas	2	20.5	-	-	-	-	-	-	2	20.5
	F4U-5N	ChanceVought	122	757.0	29	176.9	34	207.4	31	193.5	28	179.2
	F7U-1	ChanceVought	6	63.1	1	9.5	2	20.8	2	21.6	1	11.2
	XF7U-1	ChanceVought	1	8.9	1	8.9	-	-	-	-	-	-
	F9F-2	Grumman	321	2144.3	62	407.0	76	505.2	93	618.8	90	613.3
	F9F-4	Grumman	16	116.0	-	-	1	7.2	-	-	15	108.8
	F9F-5	Grumman	25	181.2	-	-	2	14.4	3	21.8	20	145.0

TABLE 110 - US MILITARY AIRCRAFT PRODUCTION - F.Y. 1951 -- CONTINUED

Type	Model and Series	Manufacturer	FISCAL YEAR 1951									
			TOTAL		1st Quarter		2nd Quarter		3rd Quarter		4th Quarter	
			ACCEPTANCES									
			Units	Airframe Weight (000's)	Units	Airframe Weight (000's)	Units	Airframe Weight (000's)	Units	Airframe Weight (000's)	Units	Airframe Weight (000's)
NAVY (Continued)												
Cargo	Total		1	14.2	-	-	-	-	1	14.2	-	-
	XJR2F-1	Grumman	1	14.2	-	-	-	-	1	14.2	-	-
Trainer	Total		16	89.5	10	56.5	-	-	-	-	6	33.0
	FO-2		16	89.5	10	56.5	-	-	-	-	6	33.0
Communication	Total		102	232.6	5	16.3	25	53.2	27	53.2	45	109.9
	HO4S-1	Sikorsky	10	35.1	1	3.2	5	17.7	4	14.2	-	-
	HRP-2	Piasecki	5	20.4	3	12.0	2	8.4	4	-	-	-
	HRS-1	Sikorsky	25	81.3	-	-	-	-	4	13.0	21	68.3
	HTE-1	Hiller	11	13.2	-	-	1	1.2	10	12.0	-	-
	HFL-3	Bell	2	2.3	1	1.1	-	-	1	1.2	-	-
	HFL-4	Bell	36	40.2	-	-	14	16.8	6	6.6	16	16.8
	HUP-1	Piasecki	13	40.1	-	-	3	9.1	2	6.2	8	24.8
Special Research	Total		3	22.0	-	-	3	22.0	-	-	-	-
	D558-II		3	22.0	-	-	3	22.0	-	-	-	-
COAST GUARD												
Utility	Total		2	28.4	-	-	-	-	-	-	2	28.4
	UF-1	Grumman	2	28.4	-	-	-	-	-	-	2	28.4

a/ Includes 6 airplanes for RCAF.

b/ Navy for Army.

c/ Contracts were cancelled and airplanes were accepted on the Industrial Property Account.

d/ Accepted on a USAF for Army contract, but airplanes will remain in the USAF inventory.

SOURCE: Materiel Statistics Division-Director of Statistical Services-DCS/C

TABLE 111 - PRODUCTION AND DELIVERIES OF USAF GUIDED MISSILES - QUARTERLY, F.Y. 1951

(These Missiles are for research, test and training purposes only.)

FISCAL YEAR 1951

Manufacturer	Type and Model	Project No.	Popular Name	Contract No.	Unit Weight (Lbs)		Cumulative Total On Contract				Cumulative Deliveries				Balance Due on Contract
					Contr. Furn.	Gross	Sep 50	Dec 50	Mar 51	Jun 51	Sep 50	Dec 50	Mar 51	Jun 51	
FAIRCHILD BOEING	SURFACE-TO-AIR XSAM-N-2C XSAM-N-2 (XF-99)		a/ LARK BOMARC	NOA(S)10539 AF-19589	564 4,360	2,023 11,000	37 -	37 -	37 -	31 48	10 -	21 -	28 -	29 -	2 48
	HUGHES	AIR-TO-AIR XAAM-A-2 (XF-98)		MX-904 FALCON FALCON	AC-14220 AF-15826	107 107	107 107	219 -	290 -	438 -	237 201	55 -	235 -	237 4	237 15
BELL		AIR-TO-SURFACE B-2 Shell B-3 Bombtail		MX-674 TARZON	AF-2521	1,000	13,000	110	110	110	620	1 -	20 8	20 49	20 57
	UNION S&S CO	RTV-A-4 b/ XSAM-A-2 (B-63)		MX-776A SHRIKE RASCAL	AC-14169 AF-15069	1,200 8,900	3,500 17,300	93 -	93 64	93 64	48 64	7 -	8 -	11 -	13 -
MARTIN		SURFACE-TO-SURFACE YSSM-A-1 YSSM-A-1-D YSSM-A-1		MX-771 MATADOR MATADOR MATADOR	AC-14158 AC-21286 AF-18497	3,017 3,017 3,017	10,372 10,372 10,372	15 52 -	15 52 144	15 52 144	15 52 144	13 1 -	15 2 -	15 7 -	15 13 -
	NO. AMERICAN	RTV-A-5		MX-770 NAVAHO	AC-14191	12,000	56,000	3	2	2	7	-	-	-	-
NORTHROP	XSSM-A-3		MX-775 SNARK SNARK	AF-1613 AF-18414	6,355 22,000	28,000 43,000	16 -	16 12	16 12	16 12	8 -	10 -	10 -	10 -	6 12
	RADIOPLANE	TARGET DRONE OQ-19-A OQ-19-C OQ-19-D		MX-721 AF-9412 AF-9412 AF-9412	230) 290) 230) 290)	290) 290) 290) 290)	1488 1837e/	1837 1837	1837 1837	333) 389) -)	333) 389) 87)	333) 389) 172)	333) 389) 193)	333) 389) 193)	922
OQ-19-D		MX-721 AF-1788	230 290	290	-	1286	1286	7295d/	-	-	2	884	6411		
RADIOPLANE		YQ-1		MX-872 PULSEJET	AF-12613	780	1,480	-	20	20	20	-	-	-	20
RYAN		XQ-1 XQ-2 XQ-2		MX-872 AC-17113 MX-873 AC-21370 MX-873 AF-3903	1,480 800 800	1,720 1,655 1,655	28 32 30	28 32 30	28 32 30	28 32 30	28 6 -	28 6 -	28 9 -	28 26 -	- 6 30

a/ Navy Contract for AF. Operational experimentation only.

b/ A test vehicle only (SERIKE) for the "RASCAL" project.

c/ Of the original 1837 on contract in December 1950, 1,612 have gone to the Army.

d/ Of the 7295 on contract in June, 6,830 are for the Army.

SOURCE: Materiel Statistics Division-Director of Statistical Services-DCS/C

TABLE 112 - USAF AIRPLANE ACCEPTANCES-UNITS AND AIRFRAME WEIGHT - F Y 1950 AND F Y 1951

Airframe Weight in thousands of pounds. Includes Navy production for USAF and excludes all other Navy production. Also excludes Experimental production. See Table No. 110 for Total US Military Production.

MONTH	TOTAL		USAF		USAF for MDAP		USAF for Navy		USAF for Army		USAF for NG (G)	
	Units	AF/WT	Units	AF/WT	Units	AF/WT	Units	AF/WT	Units	AF/WT	Units	AF/WT
F Y 1950 :												
TOTAL . . .	1,782	26670.3	1,652	26315.0	105	52.5	24	301.6	1	1.2	-	-
Jul - 49 . . .	124	2408.7	124	2408.7	-	-	-	-	-	-	-	-
Aug	189	2755.1	134	2726.9	54	27.0	-	-	1	1.2	-	-
Sep	160	1777.6	109	1752.1	51	25.5	-	-	-	-	-	-
Oct	116	1100.9	116	1100.9	-	-	-	-	-	-	-	-
Nov	144	2365.0	143	2359.2	-	-	1	5.8	-	-	-	-
Dec	158	2973.5	157	2947.0	-	-	1	26.5	-	-	-	-
Jan - 50 . . .	102	954.3	100	901.6	-	-	2	52.7	-	-	-	-
Feb	149	2358.5	144	2226.7	-	-	5	131.8	-	-	-	-
Mar	159	2165.9	159	2165.9	-	-	-	-	-	-	-	-
Apr	156	2765.5	156	2765.5	-	-	-	-	-	-	-	-
May	161	2449.9	154	2410.3	-	-	7	39.6	-	-	-	-
Jun	164	2595.4	156	2550.2	-	-	8	45.2	-	-	-	-
F. Y. 1951 :												
TOTAL . . .	2,596	29385.5	1,756	27800.7	101	704.0	16	89.5	717	758.3	6	33.0
Jul - 50 . . .	119	1517.3	116	1491.3	-	-	2	11.3	1	14.7	-	-
Aug	136	2619.7	131	2591.5	-	-	5	28.2	-	-	-	-
Sep	211	3236.7	157	3046.3	14	98.7	3	17.0	37	74.7	-	-
Oct	189	2676.2	135	2572.9	9	63.4	-	-	45	39.9	-	-
Nov	132	2043.0	126	1996.9	2	14.1	-	-	4	32.0	-	-
Dec	145	2054.3	129	2041.2	-	-	-	-	16	13.1	-	-
Jan - 51 . . .	201	1560.0	114	1475.6	-	-	-	-	87	84.4	-	-
Feb	234	2085.4	153	2015.2	-	-	-	-	81	70.2	-	-
Mar	317	3263.5	206	3150.8	-	-	-	-	111	112.7	-	-
Apr	269	2653.2	174	2545.6	-	-	-	-	93	96.6	2	11.0
May	315	3236.2	184	3046.1	11	71.2	-	-	118	107.9	2	11.0
Jun	328	2440.0	131	1872.3	65	456.6	6	33.0	124	112.1	2	11.0

SOURCE: Materiel Statistics Division-Director of Statistical Services-DCS/C

TABLE 113 - SUMMARY - ACCEPTANCES ON INCOMPLETED USAF CONTRACTS - F.Y. 1951

(Data as of 30 June 1951. Includes all aircraft produced on USAF contracts and aircraft produced on Navy contracts for USAF).

TYPE MODEL & SERIES	MANUFACTURER	Contract Number	Quantity on Contract	Accepted Prior to 1 July 1950	ACCEPTANCES - FISCAL YEAR 1951												Fiscal Year Total	Accepted To Date
					Jul	Aug	Sep	Oct	Nov	Dec	Jan	Feb	Mar	Apr	May	Jun		
U S A F (EXCLUDES EXPERIMENTAL MODELS)																		
TOTAL			2,775	825	116	131	157	125	126	129	114	153	206	174	184	131	1,756	2,591
Bomber			331	146	4	11	16	17	11	4	4	-	8	7	4	2	88	234
B-36B	Consol-Vultee	AC-7	62	61	-	-	1	-	-	-	-	-	-	-	-	-	1	62
B-36D	Consol-Vultee	AC-7	4	-	-	1	2	1	-	-	-	-	-	-	-	-	4	4
B-36D	Consol-Vultee	AF-2182	22	-	-	4	3	-	2	1	3	-	6	2	-	-	21	21
B-36F	Consol-Vultee	AF-2182	15	-	-	-	-	-	-	-	-	-	1	-	-	1	4	4
B-47A	Boeing	AC-22413	10	-	-	-	-	-	-	1	1	-	1	4	2	-	9	9
B-47B	Boeing	AC-22413	86	-	-	-	-	-	-	-	-	-	-	1	1	-	2	2
B-50D	Boeing	AC-19823	132	85	4	6	10	16	9	2	-	-	-	-	-	-	47	132
Fighter			1,860	598	59	65	52	53	61	51	49	95	130	101	103	63	882	1,480
F-84E	Republic	AC-22053	408	350	30	25	3	-	-	-	-	-	-	-	-	-	58	408
F-84E	Republic	AF-14802	215	-	-	-	-	-	-	-	-	-	50	66	56	43	215	215
F-84E	Republic	AC-22053, S-26	120	-	-	-	14	10	23	27	36	10	-	-	-	-	120	120
YF-84F	Republic	AC-22053	1	-	-	1	-	-	-	-	-	-	-	-	-	-	1	1
YF-84F	Republic	AF-14803	2	-	-	-	-	-	-	-	-	-	-	-	-	-	1	1
F-86A	North American	AC-21671	333	234	21	24	23	18	10	1	-	2	-	-	-	1	99	333
F-86D	North American	AF-9211	153	-	-	-	-	-	-	-	-	-	1	-	-	2	3	3
F-86E	North American	AF-9456	111	-	-	-	-	-	-	-	-	2	20	13	19	26	80	80
F-89A	Northrop	AF-1817	11	-	-	-	1	1	-	1	2	3	3	3	-	-	11	11
F-89B	Northrop	AF-1817	37	-	-	-	-	-	-	-	-	1	-	6	3	9	19	19
YF-93A	North American	AC-21672	2	-	-	-	-	-	-	-	-	2	-	-	-	-	2	2
F-94A	Lockheed	AF-1847	109	14	8	15	11	23	27	11	-	2	-	-	-	-	95	109
F-94B	Lockheed	AF-9844	150	-	-	-	-	-	-	-	-	-	-	-	-	-	148	148
F-94B	Lockheed	AF-14804	206	-	-	-	-	-	1	10	11	25	40	26	34	27	28	28
YF-94B	Lockheed	AF-1847	1	-	-	-	-	-	-	1	-	-	-	-	-	-	1	1
YF-94C	Lockheed	AF-11205	1	-	-	-	-	1	-	-	-	-	-	-	-	-	1	1
Reconnaissance			76	3	5	5	11	8	3	4	3	8	3	3	5	-	58	61
RB-36D	Consol-Vultee	AC-7	7	3	1	1	1	1	-	-	-	1	-	-	-	-	4	7
RB-36D	Consol-Vultee	AF-2182	17	-	-	1	3	1	2	1	1	1	3	3	1	-	17	17
RB-36F	Consol-Vultee	AF-2182	19	-	-	-	-	-	-	-	-	-	-	-	-	-	4	4
RB-45C	North American	AC-18000	33	-	4	3	8	6	1	3	2	6	-	-	-	-	33	33
Search & Rescue			42	3	3	3	3	3	3	3	3	3	4	1	6	4	39	42
SA-16A	Grumman	NOA(S)9738	32	3	3	3	3	3	3	3	3	3	4	1	6	4	29	32
SA-16A	Grumman	NOA(S)10988	11	-	-	-	-	-	-	-	-	-	-	-	6	4	10	10
Tanker			218	-	-	-	-	1	-	1	-	1	-	-	-	2	5	5
KC-97A	Boeing	AC-18821, S-8	3	-	-	-	-	1	-	1	-	1	-	-	-	-	3	3
KC-97E	Boeing	AF-14764	215	-	-	-	-	-	-	-	-	-	-	-	-	2	2	2

TABLE 11.3 - SUMMARY—ACCEPTANCES ON INCOMPLETED USAF CONTRACTS - F.Y. 1951 -- CONTINUED

253308 O - 52 - 11

TYPE Model AND Series	MANUFACTURER	Contract Number	Quantity on Contract	Accepted Prior to 1 July 1950	ACCEPTANCES - FISCAL YEAR 1951												Fiscal Year Total	Accepted To Date
					Jul	Aug	Sep	Oct	Nov	Dec	Jan	Feb	Mar	Apr	May	June		
U S A F (EXCLUDES EXPERIMENTAL MODELS) -- Continued																		
Cargo			<u>257</u>	<u>48</u>	<u>13</u>	<u>15</u>	<u>15</u>	<u>14</u>	<u>14</u>	<u>19</u>	<u>4</u>	<u>18</u>	<u>23</u>	<u>24</u>	<u>25</u>	<u>16</u>	<u>200</u>	<u>248</u>
C-97A	Boeing	AC-18821, S-8	20	3	3	3	2	3	1	5	-	-	-	-	-	-	17	20
C-97C	Boeing	AF-9825	14	-	-	-	-	-	-	-	-	-	-	-	-	-	14	14
C-119C	Fairchild	AC-19200, S-3	81	42	9	6	8	8	8	-	-	2	2	4	6	-	14	81
C-119C	Fairchild	AC-19200, S-35	51	-	-	-	-	-	-	8	-	5	9	10	9	10	51	51
YC-122 a/	Chase	AC-17025	1	-	-	-	-	-	1	-	-	-	-	-	-	-	1	1
YC-122a/	Chase	AC-17025, S-1	1	-	-	-	-	-	1	-	-	-	-	-	-	-	1	1
YC-122B	Chase	AC-17025, S-1	1	-	-	-	-	-	-	-	-	1	-	-	-	-	1	1
C-124A	Douglas	AC-20260, S-1	28	3	1	6	5	3	2	5	3	-	-	-	-	-	25	28
C-124A	Douglas	AF-9345	36	-	-	-	-	-	-	-	-	-	6	2	-	-	27	27
YC-125A a/	Northrop	AC-20243	13	-	-	-	-	-	-	1	-	4	6	3	9	6	13	13
YC-125B a/	Northrop	AC-20243	10	-	-	-	-	-	-	1	-	3	6	3	-	-	10	10
YC-129	Douglas	AF-16872	1	-	-	-	-	-	1	-	-	3	-	5	1	-	1	1
Trainer			<u>973</u>	<u>25</u>	<u>32</u>	<u>20</u>	<u>59</u>	<u>39</u>	<u>34</u>	<u>47</u>	<u>51</u>	<u>26</u>	<u>38</u>	<u>38</u>	<u>41</u>	<u>43</u>	<u>478</u>	<u>513</u>
T-28A	North American	AC-21800	266	19	18	17	50	28	22	30	36	15	24	7	-	-	247	266
T-28A	North American	AF-8953	125	-	-	-	-	-	-	-	-	-	2	20	27	27	76	76
T-29A	Consol-Vultee	AF-715	36	12	-	6	1	-	1	5	7	-	1	3	-	-	24	36
T-29A	Consol-Vultee	AF-715, S-4	12	-	-	-	-	-	-	-	-	-	-	-	2	3	5	5
T-33A	Lockheed	AF-9205	119	4	9	6	8	11	11	12	8	11	11	8	12	8	115	119
T-33A	Lockheed	AF-14806	409	-	-	-	-	-	-	-	-	-	-	-	-	5	5	5
YT-34	Beech	AF-10649	3	-	2	1	-	-	-	-	-	-	-	-	-	-	3	3
YT-35	Beech	AF-10814	3	-	3	-	-	-	-	-	-	-	-	-	-	-	3	3
Communication			<u>17</u>	<u>2</u>	<u>2</u>	<u>1</u>	<u>-</u>	<u>-</u>	<u>-</u>	<u>-</u>	<u>-</u>	<u>2</u>	<u>-</u>	<u>-</u>	<u>-</u>	<u>1</u>	<u>6</u>	<u>8</u>
YH-12B	Bell	AF-13989	10	-	-	2	1	-	-	-	-	2	-	-	-	1	1	1
YH-19A	Sikorsky	AF-1516	5	2	-	2	1	-	-	-	-	-	-	-	-	-	3	5
YL-20	DeHavilland	AF-18320	2	-	-	-	-	-	-	-	-	2	-	-	-	-	2	2
USAF EXPERIMENTAL AIRCRAFT																		
TOTAL			<u>12</u>	<u>4</u>	<u>-</u>	<u>1</u>	<u>-</u>	<u>-</u>	<u>1</u>	<u>1</u>	<u>-</u>	<u>2</u>	<u>-</u>	<u>1</u>	<u>-</u>	<u>-</u>	<u>6</u>	<u>10</u>
Fighter			<u>5</u>	<u>2</u>	<u>-</u>	<u>1</u>	<u>-</u>	<u>-</u>	<u>-</u>	<u>-</u>	<u>-</u>	<u>-</u>	<u>-</u>	<u>1</u>	<u>-</u>	<u>-</u>	<u>2</u>	<u>4</u>
XF-85	McDonnell	AC-13496	2	1	-	1	-	-	-	-	-	-	-	1	-	-	1	2
XF-91	Republic	AC-14583	2	1	-	-	-	-	-	-	-	-	-	-	-	-	1	1
XF-88	McDonnell	AC-14582	1	-	-	-	-	-	-	-	-	-	-	1	-	-	1	1
Special Research			<u>3</u>	<u>2</u>	<u>-</u>	<u>-</u>	<u>-</u>	<u>-</u>	<u>-</u>	<u>-</u>	<u>-</u>	<u>-</u>	<u>-</u>	<u>-</u>	<u>-</u>	<u>-</u>	<u>-</u>	<u>2</u>
X-1A	Bell	AC-9183	3	2	-	-	-	-	-	-	-	-	-	-	-	-	-	2
Cargo			<u>2</u>	<u>-</u>	<u>-</u>	<u>-</u>	<u>-</u>	<u>-</u>	<u>-</u>	<u>1</u>	<u>-</u>	<u>1</u>	<u>-</u>	<u>-</u>	<u>-</u>	<u>-</u>	<u>2</u>	<u>2</u>
XC-120	Fairchild	AC-19200	1	-	-	-	-	-	-	1	-	1	-	-	-	-	1	2
XC-123	Chase	AC-17026	1	-	-	-	-	-	-	-	-	1	-	-	-	-	1	1
Trainer			<u>2</u>	<u>-</u>	<u>-</u>	<u>-</u>	<u>-</u>	<u>-</u>	<u>1</u>	<u>-</u>	<u>-</u>	<u>1</u>	<u>-</u>	<u>-</u>	<u>-</u>	<u>-</u>	<u>2</u>	<u>2</u>
YT-28	North American	AC-21800	2	-	-	-	-	-	1	-	-	1	-	-	-	-	2	2

TABLE 113 - SUMMARY--ACCEPTANCES ON INCOMPLETED USAF CONTRACTS - F.Y. 1951 - Continued

TYPE MODEL AND SERIES	MANUFACTURER	Contract Number	Quantity on Contract	Accepted Prior to 1 July 1950	ACCEPTANCES - FISCAL YEAR 1951												Accepted to Date	
					JUL	AUG	SEP	OCT	NOV	DEC	JAN	FEB	MAR	APR	MAY	JUN		Fiscal Year Total
USAF AIRCRAFT FOR ARMY																		
TOTAL			1,668	-	1	-	3	11	4	16	87	81	111	93	118	124	649	649
Carro			9	-	1	-	2	-	2	-	1	-	1	1	-	-	8	8
YC-122C b/	Chase	AG-17025, S-7	9	-	1	-	2	-	2	-	1	-	1	1	-	-	8	8
Communication			1,659	-	-	-	1	11	2	16	86	81	110	92	118	124	641	641
H-13D	Bell	AF-15940	586	-	-	-	1	11	2	16	86	81	110	92	118	124	641	641
YH-18A	United Aircraft	AF-8094	4	-	-	-	-	8	-	1	3	-	6	17	9	-	47	47
YH-23	U. Helicopter	AF-13258	1	-	-	-	-	-	-	-	-	-	3	1	-	-	4	4
YH-24	Siebel Helicopter	AF-18316	2	-	-	-	1	-	-	-	-	-	-	-	-	-	1	1
L-19A	Cessna	AF-13282	418	-	-	-	-	-	-	15	83	78	82	55	84	20	417	417
L-19A a/	Cessna	AF-17136	576	-	-	-	-	-	-	-	-	-	15	32	17	89	153	153
YL-20	DeHavilland	AF-18320	4	-	-	-	-	-	-	-	-	-	2	2	-	-	4	4
YL-21	Piper	AF-20485	2	-	-	-	-	-	-	-	-	-	-	2	-	-	2	2
LC-126B d/	Cessna	AF-13256	5	-	-	-	3	2	-	-	-	-	-	-	-	-	5	5
LC-126C	Cessna	AF-18887	61	-	-	-	-	-	-	-	-	-	-	-	-	6	6	6
USAF AIRCRAFT FOR MUTUAL DEFENSE ASSISTANCE PROGRAM																		
TOTAL			179	-	-	-	48	43	2	-	-	-	-	2	13	67	175	175
Fighter			100	-	-	-	14	9	2	-	-	-	-	-	7	65	97	97
F-84E	Republic	AC-22053, S-46	25	-	-	-	14	9	2	-	-	-	-	-	7	65	97	97
F-84E	Republic	AF-14802	75	-	-	-	-	-	-	-	-	-	-	-	7	65	72	72
Trainer			11	-	-	-	-	-	-	-	-	-	-	2	6	2	10	10
T-33A g/	Lockheed	AF-9205	6	-	-	-	-	-	-	-	-	-	-	2	2	2	6	6
T-33	Lockheed	AF-9205, S-8	5	-	-	-	-	-	-	-	-	-	-	-	4	-	4	4
Communication			68	-	-	-	24	24	-	-	-	-	-	-	-	-	68	68
L-182	Piper	AF-14950	68	-	-	-	24	24	-	-	-	-	-	-	-	-	68	68
USAF AIRCRAFT FOR NAVY																		
TOTAL			116	-	-	2	5	3	-	-	-	-	-	-	-	6	16	16
Trainer			116	-	-	2	5	3	-	-	-	-	-	-	-	6	16	16
T-33A (TO 2)	Lockheed	AF-9205	10	-	-	2	5	3	-	-	-	-	-	-	-	6	16	16
T-33A (TO 2)	Lockheed	AF-14806	106	-	-	-	-	-	-	-	-	-	-	-	-	-	10	10

a/ Contracts were cancelled and airplanes were accepted on the Industrial Property Account. b/ Accepted on a USAF for Army contract, but airplanes will remain in the USAF Inventory. g/ Includes airplanes accepted for National Guard Ground during Fiscal Year 1951. d/ Two LC-126B airplanes were accepted for National Guard Ground during November 1950. h/ For RCAF - (Reimbursable).

SOURCE: Materiel Statistics Division Director of Statistical Services-DCS/4

TABLE 114—USAF AIRPLANE ACCEPTANCES AND ENGINE SHIPMENTS

(Excludes USAF production for other than the USAF.)

MONTH AND YEAR	FISCAL YEAR 1951					
	AIRPLANE ACCEPTANCES			ENGINE SHIPMENTS		
	a/ Total	Jet	Reciprocating	Total	Jet	Reciprocating
<u>TOTAL</u>	<u>1,761</u>	<u>1,047</u>	<u>714</u>	<u>8,762</u>	<u>6,204</u>	<u>2,478</u>
<u>1950</u>						
July	116	72	44	532	390	142
August	132	75	57	590	434	156
September	157	68	89	523	355	168
October	135	70	65	610	433	177
November	127	73	54	626	396	230
December	130	67	63	833	648	185
<u>1951</u>						
January	114	60	54	825	600	225
February	155	112	43	792	576	216
March	206	142	64	901	662	239
April	174	114	60	852	624	228
May	184	118	66	822	586	236
June	131	76	55	856	580	276

a/ Includes 5 experimental airplanes.

SOURCE: Materiel Statistics Division-Director of Statistical Services-DCS/C

TABLE 115 - INVENTORY GAINS AND LOSSES

(Includes USAF, Air Force, Air National Guard, Air

No. Line	Type and Model	AIRCRAFT ON HAND 1 JULY 1950	GAINS							
			Produc- tion	Conver- sion	First Line	Salvage	Class OLZ	ANG	Dept of Army	Other a/
1	ALL AIRCRAFT - TOTAL	20,968	2,827	1,715	3,236	110	57	-	3	76
2	First Line	8,754	2,759	919	-	38	21	-	3	48
3	Second Line	12,214	68	796	3,236	72	36	-	-	28
4	ALL AIRPLANES - TOTAL	20,762	2,827	1,695	3,236	104	57	-	3	76
5	First Line	8,754	2,759	919	-	38	21	-	3	48
6	Second Line	12,008	68	776	3,236	66	36	-	-	28
7	COMBAT - TOTAL	2,813	1,378	565	1,645	76	34	-	-	6
8	Bomber	3,635	93	89	1,003	40	8	-	-	2
9	First Line	2,220	93	46	-	20	7	-	-	-
10	Second Line	1,415	-	43	1,003	20	1	-	-	2
11	Tanker	89	5	175	108	-	-	-	-	-
12	First Line	89	5	132	-	-	-	-	-	-
13	Second Line	-	-	43	108	-	-	-	-	-
14	Fighter	2,488	1,179	126	425	22	26	-	-	4
15	First Line	1,931	1,173	25	-	13	10	-	-	2
16	Second Line	3,557	6	101	425	9	16	-	-	2
17	Reconnaissance	444	58	172	95	14	-	-	-	-
18	First Line	200	58	133	-	5	-	-	-	-
19	Second Line	244	-	39	95	9	-	-	-	-
20	Search & Rescue	157	43	3	14	-	-	-	-	-
21	First Line	48	43	2	-	-	-	-	-	-
22	Second Line	109	-	1	14	-	-	-	-	-
23	NON-COMBAT - TOTAL	10,949	1,449	1,130	1,591	28	23	-	3	70
24	Special Research	4	-	-	-	-	-	-	-	-
25	First Line	-	-	-	-	-	-	-	-	-
26	Second Line	4	-	-	-	-	-	-	-	-
27	Cargo	3,024	214	467	721	4	3	-	-	3
28	First Line	1,600	179	129	-	-	1	-	-	1
29	Second Line	1,424	35	338	721	4	2	-	-	2
30	Trainer	7,159	520	657	625	24	15	-	-	2
31	First Line	2,351	512	450	-	-	-	-	-	-
32	Second Line	4,808	8	207	625	24	15	-	-	2
33	Communication	762	715	6	245	-	5	-	3	65
34	First Line	315	696	2	-	-	3	-	3	45
35	Second Line	447	19	4	245	-	2	-	-	20
36	GLIDER - TOTAL	157	-	-	-	6	-	-	-	-
37	Second Line	157	-	-	-	6	-	-	-	-
38	AERIAL TARGET - TOTAL	49	-	20	-	-	-	-	-	-
39	Second Line	49	-	20	-	-	-	-	-	-
40	BOMBER	3,635	93	89	1,003	40	8	-	-	2
41	First Line	2,220	93	46	-	20	7	-	-	-
42	B-36	79	30	-	-	-	1	-	-	-
43	B-29	1,787	-	24	-	20	1	-	-	-
44	B-47	-	11	-	-	-	-	-	-	-
45	B-50	258	52	13	-	-	2	-	-	-
46	B-45	96	-	9	-	-	3	-	-	-
47	Second Line	1,415	-	43	1,003	20	1	-	-	2
48	B-36	2	-	-	-	-	-	-	-	-
49	B-29	4	-	4	1,002	2	-	-	-	-
50	B-47	2	-	-	-	-	-	-	-	-
51	B-48	1	-	-	-	-	-	-	-	-
52	B-50	-	-	-	-	1	-	-	-	-
53	B-17	66	-	10	-	4	-	-	-	-
54	B-24	1	-	-	-	-	-	-	-	-
55	B-25	281	-	4	-	9	-	-	-	-
56	B-26	1,054	-	25	-	5	1	-	-	1
57	B-43	2	-	-	-	-	-	-	-	-
58	B-45	1	-	-	-	-	-	-	-	-
59	B-46	1	-	-	-	-	-	-	-	-
60	JD-1	-	-	-	-	-	-	-	-	1
61	TANKER	89	5	175	108	-	-	-	-	-
62	First Line	89	5	132	-	-	-	-	-	-
63	KB-29	87	-	-	-	-	-	-	-	-
64	KB-29M	-	-	29	-	-	-	-	-	-
65	KB-29P	2	-	103	-	-	-	-	-	-
66	KC-97	-	5	-	-	-	-	-	-	-
67	Second Line	-	-	43	108	-	-	-	-	-
68	KB-29	-	-	1	45	-	-	-	-	-
69	KB-29M	-	-	32	-	-	-	-	-	-
70	KB-29P	-	-	10	63	-	-	-	-	-

OF AIRCRAFT BY TYPE AND MODEL - F.Y. 1951

Force Reserve, and Civil Air Patrol Gains and Losses.)

Salvage Survey & Recl.	LOSSES b/							AIRCRAFT ON HAND 1 JUNE 1951					No. of Aircraft
	Conversion	Second Line	ANG	Class O/LZ	MDAP	Dept of Army	Other a/	TOTAL	USAF	ANG	AFR	CAP	
2,507	1,715	3,236	-	97	699	46	770	19,921	18,991	586	150	194	1
844	476	3,236	-	36	301	2	615	7,032	6,990	42	-	-	2
1,663	1,240	-	-	61	398	44	155	12,889	12,001	544	150	194	3
2,404	1,715	3,236	-	97	699	46	768	19,795	18,865	586	150	194	4
844	476	3,236	-	36	301	2	615	7,032	6,990	42	-	-	5
1,560	1,239	-	-	61	398	44	153	12,763	11,875	544	150	194	6
1,552	560	1,645	-	45	452	2	59	9,202	8,802	400	-	-	7
414	333	1,003	-	13	80	-	8	3,019	3,010	9	-	-	8
168	201	1,003	-	9	55	-	4	946	945	-	-	-	9
246	132	-	-	4	25	-	4	2,073	2,064	9	-	-	10
5	63	108	-	-	-	-	-	201	201	-	-	-	11
4	31	108	-	-	-	-	-	83	83	-	-	-	12
1	32	-	-	-	-	-	-	118	-	-	-	-	13
1,059	68	425	-	31	372	2	49	5,264	4,873	391	-	-	14
467	27	425	-	22	26	2	4	2,181	2,181	-	-	-	15
592	41	-	-	9	346	-	45	3,083	2,692	391	-	-	16
43	95	95	-	1	-	-	2	547	547	-	-	-	17
13	83	95	-	1	-	-	-	204	204	-	-	-	18
30	12	-	-	-	-	-	2	343	343	-	-	-	19
31	1	14	-	-	-	-	-	171	171	-	-	-	20
6	-	14	-	-	-	-	-	73	73	-	-	-	21
25	1	-	-	-	-	-	-	98	98	-	-	-	22
352	1,155	1,591	-	52	247	44	709	10,593	10,063	186	150	194	23
-	-	-	-	-	-	-	1	3	3	-	-	-	24
-	-	-	-	-	-	-	1	3	3	-	-	-	25
-	-	-	-	-	-	-	1	3	3	-	-	-	26
191	244	721	-	22	7	-	31	3,220	3,125	90	5	-	27
63	104	721	-	22	7	-	7	1,015	1,015	-	-	-	28
128	140	-	-	22	7	-	24	2,205	2,110	90	5	-	29
492	904	625	-	20	172	-	43	6,746	6,505	96	145	-	30
165	26	625	-	-	152	-	10	2,395	2,353	42	-	-	31
387	878	-	-	20	20	-	33	4,351	4,152	54	145	-	32
169	7	245	-	10	68	44	634	624	430	-	-	194	33
18	4	245	-	4	68	-	590	135	135	-	-	-	34
151	3	-	-	6	-	44	44	489	295	-	-	194	35
73	1	-	-	-	-	-	2	87	87	-	-	-	36
73	1	-	-	-	-	-	2	87	87	-	-	-	37
30	-	-	-	-	-	-	-	39	39	-	-	-	38
30	-	-	-	-	-	-	-	39	39	-	-	-	39
414	333	1,003	-	13	80	-	8	3,019	3,010	9	-	-	40
168	201	1,003	-	9	55	-	4	946	945	-	-	-	41
3	19	-	-	-	-	-	-	88	88	-	-	-	42
151	135	2,002	-	3	55	-	4	482	482	-	-	-	43
-	-	-	-	1	-	-	-	10	10	-	-	-	44
11	38	1	-	3	-	-	-	272	272	-	-	-	45
3	9	-	-	2	-	-	-	94	94	-	-	-	46
246	132	-	-	4	25	-	4	2,073	2,064	9	-	-	47
-	1	-	-	-	-	-	-	1	1	-	-	-	48
58	22	-	-	2	-	-	-	930	930	-	-	-	49
-	-	-	-	1	-	-	-	1	1	-	-	-	50
-	-	-	-	1	-	-	-	1	1	-	-	-	51
-	1	-	-	-	-	-	-	-	-	-	-	-	52
2	25	-	-	-	-	-	-	53	53	-	-	-	53
-	-	-	-	-	-	-	-	1	1	-	-	-	54
1	21	-	-	-	-	-	3	269	269	-	-	-	55
184	62	-	-	1	25	-	1	813	804	9	-	-	56
-	-	-	-	-	-	-	-	2	2	-	-	-	57
-	-	-	-	-	-	-	-	1	1	-	-	-	58
1	-	-	-	-	-	-	-	-	-	-	-	-	59
-	-	-	-	-	-	-	-	1	1	-	-	-	60
5	63	108	-	-	-	-	-	201	201	-	-	-	61
4	31	108	-	-	-	-	-	83	83	-	-	-	62
3	30	45	-	-	-	-	-	9	9	-	-	-	63
-	-	-	-	-	-	-	-	29	29	-	-	-	64
1	1	63	-	-	-	-	-	40	40	-	-	-	65
-	-	-	-	-	-	-	-	5	5	-	-	-	66
1	32	-	-	-	-	-	-	118	118	-	-	-	67
-	32	-	-	-	-	-	-	14	14	-	-	-	68
-	-	-	-	-	-	-	-	32	32	-	-	-	69
1	-	-	-	-	-	-	-	72	72	-	-	-	70

AIRCRAFT BY TYPE AND MODEL - F.Y. 1951 - CONTINUED

Salvage Survey & Recl.	LOSSES							AIRCRAFT ON HAND 1 JUNE 1951					No. Line
	Conver- sion	Second Line	ANG	Class OLZ	MDAP	Dept of Army	Other #	TOTAL	USAF	ANG	AFR	CAP	
1,059	68	425	-	31	372	2	49	5,264	4,873	391	-	-	1
467	27	425	-	22	26	2	4	2,181	2,181	-	-	-	2
251	3	188	-	-	-	-	-	435	435	-	-	-	3
-	-	81	-	-	-	-	-	-	-	-	-	-	4
130	6	194	-	3	25	-	-	929	929	-	-	-	5
73	12	2	-	14	1	2	4	518	518	-	-	-	6
-	1	-	-	1	-	-	-	29	29	-	-	-	7
13	5	-	-	4	-	-	-	270	270	-	-	-	8
592	41	-	-	9	346	-	45	3,083	2,692	391	-	-	9
-	-	-	-	-	-	-	-	1	1	-	-	-	10
-	2	-	-	-	-	-	-	1	1	-	-	-	11
125	2	-	-	-	106	-	2	1,118	929	189	-	-	12
285	12	-	-	2	240	-	35	1,334	1,188	146	-	-	13
31	23	-	-	3	-	-	1	360	360	-	-	-	14
79	1	-	-	-	-	-	2	6	6	-	-	-	15
12	1	-	-	3	-	-	1	187	131	56	-	-	16
1	-	-	-	-	-	-	2	-	-	-	-	-	17
-	-	-	-	-	-	-	-	5	5	-	-	-	18
-	-	-	-	-	-	-	-	1	1	-	-	-	19
-	-	-	-	-	-	-	-	1	1	-	-	-	20
-	-	-	-	-	-	-	2	-	-	-	-	-	21
-	-	-	-	1	-	-	-	1	1	-	-	-	22
59	1	-	-	-	-	-	-	62	62	-	-	-	23
-	-	-	-	-	-	-	-	1	1	-	-	-	24
-	-	-	-	-	-	-	-	5	5	-	-	-	25
43	95	95	-	1	-	-	2	547	547	-	-	-	26
13	83	95	-	-	-	-	-	204	204	-	-	-	27
7	78	58	-	-	-	-	-	32	32	-	-	-	28
1	1	32	-	-	-	-	-	51	51	-	-	-	29
-	-	-	-	1	-	-	-	47	47	-	-	-	30
3	1	-	-	-	-	-	-	30	30	-	-	-	31
-	1	1	-	-	-	-	-	43	43	-	-	-	32
-	2	-	-	-	-	-	-	-	-	-	-	-	33
-	-	4	-	-	-	-	-	1	1	-	-	-	34
2	-	-	-	-	-	-	-	-	-	-	-	-	35
30	12	-	-	-	-	-	2	343	343	-	-	-	36
-	-	-	-	-	-	-	-	1	1	-	-	-	37
-	2	-	-	-	-	-	1	21	21	-	-	-	38
1	-	-	-	-	-	-	-	-	-	-	-	-	39
2	-	-	-	-	-	-	-	57	57	-	-	-	40
-	-	-	-	-	-	-	-	34	34	-	-	-	41
-	-	-	-	-	-	-	-	1	1	-	-	-	42
-	1	-	-	-	-	-	-	-	-	-	-	-	43
-	2	-	-	-	-	-	-	3	3	-	-	-	44
8	2	-	-	-	-	-	1	61	61	-	-	-	45
-	4	-	-	-	-	-	1	8	8	-	-	-	46
-	2	-	-	-	-	-	-	4	4	-	-	-	47
5	2	-	-	-	-	-	-	55	55	-	-	-	48
14	1	-	-	-	-	-	-	98	98	-	-	-	49
31	1	14	-	-	-	-	-	171	171	-	-	-	50
6	-	14	-	-	-	-	-	73	73	-	-	-	51
-	-	4	-	-	-	-	-	-	-	-	-	-	52
2	-	5	-	-	-	-	-	60	60	-	-	-	53
1	-	2	-	-	-	-	-	10	10	-	-	-	54
1	-	5	-	-	-	-	-	-	-	-	-	-	55
2	-	3	-	-	-	-	-	3	3	-	-	-	56
25	1	-	-	-	-	-	-	98	98	-	-	-	57
7	-	-	-	-	-	-	-	19	19	-	-	-	58
16	-	-	-	-	-	-	-	65	65	-	-	-	59
-	-	-	-	-	-	-	-	5	5	-	-	-	60
-	1	-	-	-	-	-	-	-	-	-	-	-	61
-	-	-	-	-	-	-	-	3	3	-	-	-	62
1	-	-	-	-	-	-	-	5	5	-	-	-	63
1	-	-	-	-	-	-	-	1	1	-	-	-	64
-	-	-	-	-	-	-	1	3	3	-	-	-	65
-	-	-	-	-	-	-	1	1	1	-	-	-	66
-	-	-	-	-	-	-	-	1	1	-	-	-	67
-	-	-	-	-	-	-	-	2	2	-	-	-	68

AIRCRAFT BY TYPE AND MODEL - F.Y. 1951 - CONTINUED

LOSSES								AIRCRAFT ON HAND 1 JUNE 1951					Line No.
Salvage Survey & Recl.	Conversion	Second Line	ANG	Class OLZ	MDAP	Dept of Army	Other a/	TOTAL	USAF	ANG	AFR	CAP	
191	244	721	-	22	7	-	31	3,220	3,125	90	5	-	1
63	104	721	-	-	-	-	7	1,015	1,015	-	-	-	2
-	-	-	-	-	-	-	-	11	11	-	-	-	3
1	9	-	-	-	-	-	-	70	70	-	-	-	4
2	1	-	-	-	-	-	-	54	54	-	-	-	5
16	24	1	-	-	-	-	1	399	399	-	-	-	6
16	2	-	-	-	-	-	1	169	169	-	-	-	7
-	3	-	-	-	-	-	-	10	10	-	-	-	8
-	1	-	-	-	-	-	-	1	1	-	-	-	9
19	47	715	-	-	-	-	2	144	144	-	-	-	10
8	2	-	-	-	-	-	3	145	145	-	-	-	11
-	1	-	-	-	-	-	-	1	1	-	-	-	12
1	-	1	-	-	-	-	-	-	-	-	-	-	13
-	14	4	-	-	-	-	-	11	11	-	-	-	14
128	140	-	-	22	7	-	24	2,205	2,110	90	5	-	15
-	-	-	-	-	-	-	-	1	1	-	-	-	16
-	-	-	-	-	-	-	-	1	1	-	-	-	17
-	-	-	-	-	-	-	-	2	2	-	-	-	18
-	-	-	-	-	-	-	1	1	1	-	-	-	19
-	-	-	-	-	-	-	1	1	1	-	-	-	20
-	-	-	-	-	-	-	1	1	1	-	-	-	21
21	2	-	-	-	-	-	13	411	411	-	-	-	22
37	52	-	-	-	5	-	9	1,248	1,154	89	5	-	23
-	1	-	-	-	-	-	-	2	1	1	-	-	24
-	-	-	-	-	-	-	-	9	9	-	-	-	25
-	-	-	-	-	-	-	-	2	2	-	-	-	26
1	-	-	-	22	-	-	-	-	-	-	-	-	27
5	5	-	-	-	1	-	-	39	39	-	-	-	28
2	51	-	-	-	-	-	-	59	59	-	-	-	29
1	23	-	-	-	-	-	-	7	7	-	-	-	30
60	6	-	-	-	1	-	-	418	418	-	-	-	31
1	-	-	-	-	-	-	-	-	-	-	-	-	32
-	-	-	-	-	-	-	-	4	4	-	-	-	33
492	904	625	-	20	172	-	43	6,746	6,505	96	145	-	34
105	26	625	-	-	152	-	10	2,395	2,353	42	-	-	35
84	8	625	-	-	146	-	-	1,764	1,722	42	-	-	36
3	2	-	-	-	-	-	-	337	337	-	-	-	37
-	1	-	-	-	-	-	-	41	41	-	-	-	38
18	15	-	-	-	6	-	10	253	253	-	-	-	39
387	878	-	-	20	20	-	33	4,351	4,152	54	145	-	40
18	433	-	-	4	14	-	5	1,197	1,193	4	-	-	41
45	7	-	-	-	-	-	23	331	262	-	69	-	42
97	-	-	-	3	6	-	-	515	440	-	75	-	43
-	-	-	-	-	-	-	-	2	2	-	-	-	44
-	-	-	-	-	-	-	-	3	3	-	-	-	45
2	5	-	-	1	-	-	-	37	37	-	-	-	46
27	5	-	-	-	-	-	-	789	789	-	-	-	47
33	21	-	-	-	-	-	-	337	294	43	-	-	48
98	31	-	-	-	-	-	-	451	451	-	-	-	49
-	-	-	-	-	-	-	-	11	11	-	-	-	50
11	246	-	-	1	-	-	-	33	32	-	1	-	51
15	34	-	-	-	-	-	-	436	431	5	-	-	52
24	96	-	-	2	-	-	4	135	133	2	-	-	53
16	-	-	-	9	-	-	-	70	70	-	-	-	54
-	-	-	-	-	-	-	-	1	1	-	-	-	55
1	-	-	-	-	-	-	1	-	-	-	-	-	56
-	-	-	-	-	-	-	-	-	-	-	-	-	57
169	7	245	-	10	68	44	634	624	430	-	-	194	58
18	4	245	-	4	68	-	523	135	135	-	-	-	59
3	1	236	-	-	-	-	-	-	-	-	-	-	60
3	-	-	-	-	-	-	-	57	57	-	-	-	61
-	-	-	-	2	-	-	-	1	1	-	-	-	62
-	-	-	-	-	68	-	-	-	-	-	-	-	63
-	1	-	-	-	-	-	543	27	27	-	-	-	64
2	-	-	-	-	-	-	8	11	11	-	-	-	65
10	1	9	-	-	-	-	-	25	25	-	-	-	66
-	1	-	-	1	-	-	39	8	8	-	-	-	67
-	-	-	-	1	-	-	-	6	6	-	-	-	68

TABLE 115- INVENTORY GAINS AND LOSSES OF

Line No.	Type and Model	AIRCRAFT ON HAND 1 JULY 1950	GAINS							
			Produc- tion	Conver- sion	First Line	Salvage	Class O1Z	ARG	Dept of Army	Other s/
1	COMMUNICATION (Cont'd)									
2	Second Line	447	19	4	245	-	2	-	-	20
3	L-4	207	-	-	-	-	-	-	-	-
4	L-5	193	-	1	-	-	2	-	-	12
5	L-13	-	-	1	236	-	-	-	-	4
6	L-15	1	-	-	-	-	-	-	-	-
7	L-20	-	6	-	-	-	-	-	-	-
8	L-21	-	2	-	-	-	-	-	-	-
9	H-5	35	-	1	9	-	-	-	-	-
10	H-12	-	1	-	-	-	-	-	-	-
11	H-13	9	-	1	-	-	-	-	-	-
12	H-18	-	4	-	-	-	-	-	-	2
13	H-19	2	3	-	-	-	-	-	-	1
14	H-23	-	1	-	-	-	-	-	-	-
15	H-24	-	2	-	-	-	-	-	-	1
16	GLIDER	157	-	-	-	6	-	-	-	-
17	Second Line	157	-	-	-	6	-	-	-	-
18	G-4	37	-	-	-	-	-	-	-	-
19	G-15	115	-	-	-	6	-	-	-	-
20	G-18	4	-	-	-	-	-	-	-	-
21	G-20	1	-	-	-	-	-	-	-	-
22	AERIAL TARGET	49	-	20	-	-	-	-	-	-
23	Second Line	49	-	20	-	-	-	-	-	-
24	Q-14	41	-	-	-	-	-	-	-	-
25	QB-17	6	-	13	-	-	-	-	-	-
26	QF-24	-	-	1	-	-	-	-	-	-
27	QF-80	2	-	-	-	-	-	-	-	-
28	QT-33	-	-	6	-	-	-	-	-	-

s/ Includes gains or losses due to reallocation to other than USAF organizations and other miscellaneous inventory adjustments.

SOURCE: Materiel Statistics Division-Director of Statistical Services-DCS/C

AIRCRAFT BY TYPE AND MODEL - F.Y. 1951 - CONTINUED

LOSSES								AIRCRAFT ON HAND 1 JUNE 1951					Line No.
Salvage Survey & Recl.	Conversion	Second Line	ANG	Class OI2	MDAP	Dept of Army	Other a/	TOTAL	USAF	ANG	AFR	CAP	
151	3	-	-	6	-	44	44	489	295	-	-	194	1
12	-	-	-	-	-	-	17	178	20	-	-	158	2
24	1	-	-	1	-	44	12	126	90	-	-	36	3
109	1	-	-	-	-	-	-	131	131	-	-	-	4
-	-	-	-	-	-	-	1	-	-	-	-	-	5
-	-	-	-	-	-	-	4	-	-	-	-	-	6
-	-	-	-	-	-	-	2	-	2	-	-	-	7
5	1	-	-	1	-	-	-	38	38	-	-	-	8
-	-	-	-	-	-	-	-	1	1	-	-	-	9
1	-	-	-	4	-	-	-	5	5	-	-	-	10
-	-	-	-	-	-	-	4	2	2	-	-	-	11
-	-	-	-	-	-	-	1	5	5	-	-	-	12
-	-	-	-	-	-	-	1	-	-	-	-	-	13
-	-	-	-	-	-	-	2	1	1	-	-	-	14
-	-	-	-	-	-	-	-	-	-	-	-	-	15
73	1	-	-	-	-	-	2	87	87	-	-	-	16
73	1	-	-	-	-	-	2	87	87	-	-	-	17
34	-	-	-	-	-	-	-	3	3	-	-	-	18
39	-	-	-	-	-	-	2	80	80	-	-	-	19
-	-	-	-	-	-	-	-	4	4	-	-	-	20
-	1	-	-	-	-	-	-	-	-	-	-	-	21
30	-	-	-	-	-	-	-	39	39	-	-	-	22
30	-	-	-	-	-	-	-	39	39	-	-	-	23
26	-	-	-	-	-	-	-	15	15	-	-	-	24
1	-	-	-	-	-	-	-	18	18	-	-	-	25
-	-	-	-	-	-	-	-	1	1	-	-	-	26
-	-	-	-	-	-	-	-	2	2	-	-	-	27
3	-	-	-	-	-	-	-	3	3	-	-	-	28

b/ Decreases shown in this table reflect gross transfers from inventories and are in many instances offset by additions reflected in the "Gains" Section. They are therefore NOT comparable to "Losses" reported in Table 122.

TABLE 116 - AIRPLANES AUTHORIZED FOR USAF PROCUREMENT - F.Y. 1951

Model and Series	Number	Model and Series	Number
<u>TOTAL</u>	<u>8,769</u>		
<u>Bomber</u>	<u>578</u>	<u>Cargo</u>	<u>665</u>
B-36F	44	YC-47F	1
B-47B	532	C-118A	18
B-57A	2	C-119C	53
		YC-119E	1
<u>Fighter</u>	<u>4,106</u>	C-119F	416
F-84E	215	YC-119H	1
F-84F	719	C-121C	10
YF-84F	2	C-124A	165
F-84G	652		
F-86D	826	<u>Trainer</u>	<u>2,440</u>
F-86E	360	T-5J	50
F-86F	441	T-28A	744
F-89C	100	T-29B	108
F-89D	193	T-33A	1,414
F-94B	206	T-36A	100
F-94C	279	TB-50H	24
F-94D	112		
YF-94D	1	<u>Helicopter</u>	<u>189</u>
		H-19A	123
<u>Reconnaissance</u>	<u>223</u>	H-21A	32
RB-36F	39	H-21B	27
RB-47B	52	H-23A	5
RF-84F	130	XB-26	2
YRF-84F	2		
		<u>Liaison</u>	<u>114</u>
<u>Search & Rescue</u>	<u>222</u>	L-20A	109
SA-16A	222	YL-20A	2
		Super-Navion 260 a/	3
<u>Tanker</u>	<u>232</u>		
KC-97E	231		
YKC-124B	1		

a/ Special laboratory test vehicles. (Used aircraft being procured from private owners.)

SOURCE: Materiel Statistics Division-Director of Statistical Services-DCS/C

TABLE 117 - FUNCTIONAL DISTRIBUTION OF USAF AIRCRAFT BY TYPE OF AIRCRAFT - QUARTERLY, FY 1951

Type of Aircraft	ACTIVE											INACTIVE					
	TOTAL AIRCRAFT ON HAND	TOTAL	Tactical Training & Transp. Units	Minimum Individual Training	Administrative	Special Mission	Test	Command Support	Project	TOTAL	Storage	Modification	Bailment and X-Model	Other	Excess & Recommended Reclaim.		
<u>30 SEPTEMBER 1950</u>																	
USAF - TOTAL	17,444	2,972	5,349	1,843	240	365	444	1,312	419	7,472	5,989	430	386	585	82		
Bomber	3,278	1,139	747	8	4	12	127	172	119	2,089	1,880	140	51	12	6		
Tanker	117	110	88	-	-	-	4	17	1	7	-	6	1	-	-		
Fighter	4,036	2,382	1,606	13	-	6	103	573	81	1,654	1,205	84	109	210	46		
Reconnaissance	461	344	209	3	1	18	15	34	64	117	92	7	4	10	4		
Search & Rescue	162	149	121	-	-	3	2	3	17	3	13	-	2	5	4		
Special Research	3	-	-	-	-	-	-	-	-	-	3	-	3	-	-		
Cargo	2,780	2,504	690	966	194	233	67	265	89	276	53	18	184	13	8		
Trainer	5,934	2,942	1,718	848	29	50	82	185	30	2,992	2,456	171	22	331	12		
Communication	478	267	129	5	9	35	12	48	29	211	197	1	7	4	2		
Glider	135	43	41	-	-	-	-	1	-	92	90	-	2	-	-		
Aerial Target	60	42	-	-	-	9	30	-	3	18	16	1	1	-	-		
<u>31 DECEMBER 1950</u>																	
USAF - TOTAL	17,510	10,298	5,648	1,884	246	414	431	1,236	439	7,212	5,529	698	351	589	45		
Bomber	3,159	1,117	736	10	4	9	118	185	75	2,042	1,761	212	54	11	4		
Tanker	141	133	108	-	-	-	4	19	2	8	-	6	1	1	-		
Fighter	4,198	2,538	1,757	12	-	29	92	474	174	1,660	1,009	226	74	258	13		
Reconnaissance	497	395	249	5	-	20	13	41	67	102	70	21	4	1	6		
Search & Rescue	161	151	119	-	2	2	3	19	6	10	-	2	2	3	3		
Special Research	3	-	-	-	-	-	-	-	-	3	-	-	3	-	-		
Cargo	2,859	2,512	738	976	200	248	70	308	72	247	27	14	183	16	7		
Trainer	5,961	3,012	1,775	871	31	65	79	171	20	2,949	2,421	215	21	291	1		
Communication	358	256	126	10	9	36	15	38	22	102	86	1	6	8	1		
Glider	118	42	40	-	-	-	1	1	-	76	74	-	2	-	-		
Aerial Target	55	42	-	-	-	5	36	-	1	13	1	1	1	-	10		
<u>31 MARCH 1951 a/</u>																	
USAF - TOTAL	18,193	11,591	6,974	1,943	277	452	444	1,102	399	6,602	4,979	957	313	335	18		
Bomber	3,047	1,185	744	36	6	9	119	172	99	1,862	1,552	259	46	3	2		
Tanker	173	165	137	-	-	-	4	11	13	8	-	6	1	1	-		
Fighter	4,746	3,278	2,657	13	-	27	109	342	130	1,468	960	275	52	174	7		
Reconnaissance	519	403	296	4	-	21	11	32	39	116	48	56	4	7	1		
Search & Rescue	162	154	121	-	3	2	3	23	2	8	-	2	1	4	1		
Special Research	3	-	-	-	-	-	-	-	-	3	-	-	3	-	-		
Cargo	2,863	2,621	801	932	218	279	65	275	51	242	11	35	179	13	4		
Trainer	6,140	3,437	2,055	943	35	63	79	201	56	2,703	2,260	322	20	100	1		
Communication	392	264	122	10	15	47	16	45	9	128	88	1	4	33	2		
Glider	103	42	41	-	-	-	1	-	-	61	59	-	2	-	-		
Aerial Target	45	42	-	-	-	4	37	1	-	3	1	1	1	-	-		
<u>30 JUNE 1951 a/</u>																	
USAF - TOTAL	18,820	12,850	7,797	2,096	337	447	438	1,225	510	5,970	4,204	1,019	435	294	18		
Bomber	2,947	1,314	856	34	8	9	116	173	118	1,633	1,345	221	60	6	1		
Tanker	201	172	142	-	-	-	6	2	22	29	-	24	3	2	-		
Fighter	4,788	3,440	2,713	16	-	27	120	397	167	1,348	716	394	57	172	9		
Reconnaissance	539	430	329	3	-	21	14	24	39	109	59	41	4	5	-		
Search & Rescue	171	159	133	-	3	-	-	20	3	12	1	3	2	5	1		
Special Research	3	-	-	-	-	-	-	-	-	3	-	-	3	-	-		
Cargo	3,125	2,858	1,011	922	267	279	61	256	62	267	8	63	183	12	1		
Trainer	6,490	4,136	2,432	1,109	40	82	72	317	84	2,354	1,905	272	116	59	2		
Communication	430	291	168	12	19	27	16	36	13	139	98	-	4	33	4		
Glider	87	14	13	-	-	-	1	-	-	73	72	-	1	-	-		
Aerial Target	39	36	-	-	-	2	32	-	2	3	-	1	2	-	-		

a/ Inventory figures for March and June 1951 do not include aircraft earmarked for foreign Governments under the Mutual Defense Assistance Program.

SOURCE: Materiel Statistics Division-Director of Statistical Services-DCS/C

TABLE 118 - FUNCTIONAL DISTRIBUTION USAF AIRCRAFT, BY COMMAND - QUARTERLY, F.Y. 1951

Command	TOTAL AIRCRAFT ON HAND	ACTIVE								INACTIVE					
		TOTAL	Tactical Training & Transp. Units	Minimum Individual Training	Administrative	Special Mission	Test	Command Support	Project	TOTAL	Storage	Modification	Bailment & X-Models	Other	Excess & Rec. Recl.
<u>30 SEPTEMBER - 1950</u>															
USAF - TOTAL	17,444	9,972	5,349	1,843	240	365	444	1,312	419	7,472	5,989	430	386	585	82
CONTINENTAL US.	14,336	7,275	3,449	1,567	144	222	441	1,109	343	7,061	5,694	420	364	534	49
Air Materiel Command	8,870	2,000	-	290	12	1	319	1,051	327	6,870	5,694	420	359	356	41
Air Proving Ground	147	137	-	14	8	-	111	3	1	10	-	-	2	7	1
Air Training Command	2,346	2,179	1,663	451	3	50	-	10	2	167	-	-	-	163	4
Air University	121	121	-	116	3	1	-	1	-	-	-	-	-	-	-
Continental Air Command	1,243	1,234	894	301	2	10	-	21	6	9	-	-	3	5	1
Headquarters Command	340	340	-	171	49	114	-	3	3	-	-	-	-	-	-
Special Weapons Command	53	53	-	24	15	2	10	2	-	-	-	-	-	-	-
US Security Service	3	3	-	-	3	-	-	-	-	-	-	-	-	-	-
Long Range Proving Ground	4	4	-	-	-	-	-	-	-	-	-	-	-	-	-
Military Air Transp. Service	390	386	247	63	27	44	-	2	3	4	-	-	-	2	2
Strategic Air Command	819	818	645	137	18	-	1	16	1	1	-	-	-	1	-
OVERSEAS	3,108	2,697	1,900	276	96	143	3	203	76	411	295	10	22	51	33
Alaskan Air Command	221	207	141	33	15	2	3	13	-	14	1	10	-	-	3
Caribbean Air Command	39	39	10	14	2	12	-	1	-	-	-	-	-	-	-
Far East Air Forces	1,692	1,447	1,122	117	15	28	-	149	16	245	220	-	-	7	18
US Air Forces in Europe	511	411	225	55	14	23	-	40	54	100	73	-	4	18	5
Joint Brazil-US Mil. Comm.	7	6	-	-	-	6	-	-	-	1	-	-	1	-	-
Third Air Division	56	27	-	24	3	-	-	-	-	29	-	-	-	25	4
Air Materiel Command	13	-	-	-	-	-	-	-	-	13	-	-	13	-	-
Continental Air Command	77	77	64	-	-	13	-	-	-	-	-	-	-	-	-
Headquarters Command	56	54	-	-	-	53	-	-	1	2	-	-	1	-	1
Military Air Transp. Service	254	247	166	24	46	6	-	5	7	7	1	-	3	1	2
Strategic Air Command	182	182	172	9	1	-	-	-	-	-	-	-	-	-	-
<u>31 DECEMBER 1950</u>															
USAF - TOTAL	17,510	10,298	5,648	1,884	246	414	431	1,236	439	7,212	5,529	698	351	589	45
CONTINENTAL US.	14,451	7,567	3,796	1,612	163	263	420	994	319	6,884	5,381	687	305	500	11
Air Materiel Command	8,454	1,827	1	285	11	1	291	930	308	6,627	5,357	687	300	279	4
Air Proving Ground	153	143	-	14	10	-	112	2	5	10	2	-	-	8	-
Air Training Ground	2,500	2,310	1,749	462	4	77	-	17	1	190	22	-	-	167	1
Air University	118	118	-	114	2	2	-	-	-	-	-	-	-	-	-
Continental Air Command	742	739	463	246	7	10	-	10	3	3	-	-	-	1	2
Headquarters Command	332	331	-	159	52	117	-	3	-	1	-	-	-	-	1
Special Weapons Command	55	55	-	22	15	2	15	1	-	-	-	-	-	-	-
Long Range Proving Ground	10	10	-	-	8	-	2	-	-	-	-	-	-	-	-
US Security Service	3	3	-	-	2	1	-	-	-	-	-	-	-	-	-
Military Air Transp. Service	340	338	202	52	24	52	-	7	1	2	-	-	-	1	1
Strategic Air Command	848	840	666	142	18	-	-	13	1	8	-	-	-	7	1
Tactical Air Command	821	816	715	84	8	1	-	8	-	5	-	-	3	1	1
Third Air Division	75	37	-	32	2	-	-	3	-	38	-	-	4	36	-

TABLE 118 -- FUNCTIONAL DISTRIBUTION USAF AIRCRAFT, BY COMMAND -- QUARTERLY, F.Y. 1951 -- CONTINUED

Command	TOTAL AIRCRAFT ON HAND	ACTIVE								INACTIVE					
		TOTAL	Tactical Training & Transp. Units	Minimum Individual Training	Administrative	Special Mission	Test	Command Support	Project	TOTAL	Storage	Modification	Bailment & X-Models	Other	Excess & Rec. Recl.
<u>31 DECEMBER 1950(Cont'd)</u>															
OVERSEAS	3,099	2,731	1,852	272	83	151	11	242	120	328	148	11	46	89	34
Alaskan Air Command	221	208	140	32	9	2	11	14	-	13	1	10	-	-	2
Caribbean Air Command	38	38	8	14	2	14	-	-	-	-	-	-	-	-	-
Far East Air Forces	1,846	1,689	1,236	123	17	28	-	172	113	157	106	1	24	1	25
US Air Forces in Europe	511	378	213	72	14	23	-	54	2	133	38	-	4	88	3
Joint Brazil-US Mil. Com.	6	5	-	-	-	5	-	-	-	1	-	-	1	-	-
Northeast Air Command	18	18	-	1	16	-	-	1	-	-	-	-	-	-	-
Air Materiel Command	12	-	-	-	-	-	-	-	-	12	-	-	12	-	-
Headquarters Command	59	56	-	-	-	55	-	-	1	3	-	-	2	-	1
Military Air Transp. Service	229	223	162	23	25	9	-	-	4	6	-	-	3	-	3
Strategic Air Command	101	101	93	7	-	-	-	1	-	-	-	-	-	-	-
Tactical Air Command	18	15	-	-	-	15	-	-	-	3	3	-	-	-	-
<u>31 MARCH 1951 a/</u>															
USAF - TOTAL	18,193	11,591	6,974	1,943	277	452	444	1,102	399	6,602	4,979	957	313	335	18
CONTINENTAL US															
Air Defense Command	15,013	8,640	4,936	1,654	170	291	394	896	299	6,373	4,805	948	300	315	5
Air Materiel Command	1,183	1,159	933	195	3	15	-	13	-	4	-	-	1	-	3
Air Proving Ground	7,985	1,667	-	276	21	1	262	826	281	6,318	4,800	948	297	272	1
Air Training Command	146	141	-	23	4	-	106	3	5	5	2	-	1	2	-
Air University	2,774	2,734	2,123	470	4	107	-	23	7	40	-	-	-	40	-
Continental Air Command	125	125	-	120	3	1	-	1	-	-	-	-	-	-	-
Headquarters Command	126	126	33	86	4	-	-	3	-	-	-	-	-	-	-
Special Weapons Command	311	311	-	150	48	108	-	4	1	-	-	-	-	-	-
Long Range Proving Ground	56	56	-	21	15	1	15	4	-	-	-	-	-	-	-
US Security Service	24	24	-	12	-	-	11	1	-	-	-	-	-	-	-
Military Air Transp. Service	3	3	-	2	2	1	-	-	-	-	-	-	-	-	-
Strategic Air Command	342	342	207	54	28	51	-	1	1	-	-	-	-	-	-
Tactical Air Command	1,000	999	791	173	19	-	-	12	4	1	-	-	-	-	1
OVERSEAS	958	953	849	86	7	6	-	5	-	5	3	-	1	1	-
CONTINENTAL US															
Alaskan Air Command	3,180	2,951	2,038	289	107	161	50	206	100	229	174	9	13	20	13
Caribbean Air Command	214	209	140	34	10	2	7	15	1	5	1	-	-	-	4
Far East Air Forces	34	34	8	9	2	15	-	-	-	-	-	-	-	-	-
US Air Forces in Europe	1,854	1,691	1,297	110	17	26	-	147	94	163	156	3	1	-	3
Joint Brazil-US Mil. Com.	451	404	208	101	32	21	-	42	-	47	16	6	4	19	2
Northeast Air Command	6	5	-	-	-	5	-	-	-	1	-	-	1	-	-
Air Materiel Command	17	17	-	1	15	1	-	-	-	-	-	-	-	-	-
Air Proving Ground	3	-	-	-	-	-	-	-	-	3	-	-	2	1	-
Headquarters Command	51	51	-	-	6	2	43	-	-	-	-	-	-	-	-
Military Air Transp. Service	64	60	-	-	-	58	-	-	2	4	-	-	3	-	1
Strategic Air Command	261	256	192	28	25	7	-	2	2	5	1	-	2	-	2
Tactical Air Command	194	193	187	6	-	-	-	-	-	1	-	-	-	-	1
OVERSEAS	31	31	6	-	-	24	-	-	1	-	-	-	-	-	-

TABLE 118 - FUNCTIONAL DISTRIBUTION USAF AIRCRAFT, BY COMMAND - QUARTERLY, F.Y. 1951 - CONTINUED

Command	TOTAL AIRCRAFT ON HAND	ACTIVE							INACTIVE						
		TOTAL	Tactical Training & Transp. Units	Minimum Individual Training	Administrative	Special Mission	Test	Command Support	Project	TOTAL	Storage	Modification	Bailment & X-Models	Other	Excess & Rec.Recl.
<u>30 JUNE 1951 a/</u>															
USAF - TOTAL.	18,820	12,850	7,797	2,096	337	447	438	1,225	510	5,970	4,204	1,019	435	294	18
CONTINENTAL.	15,623	9,900	5,765	1,799	207	297	432	1,005	395	5,723	4,089	1,012	322	289	11
Air Defense Command	1,213	1,206	924	237	9	25	-	11	-	7	-	-	1	-	6
Air Materiel Command.	7,240	1,587	1	241	24	-	14	921	386	5,653	4,074	1,012	296	269	2
Air Proving Ground.	163	157	-	20	3	-	132	-	2	6	2	-	3	1	-
Air Research & Development.	354	332	-	32	16	1	271	12	-	22	-	-	22	-	-
Air Training Command.	3,149	3,137	2,570	449	4	97	-	15	2	12	-	-	-	10	2
Air University.	154	154	-	147	3	2	-	2	-	-	-	-	-	-	-
Continental Air Command	79	79	1	63	11	1	-	2	1	-	-	-	-	-	-
Headquarters Air Command.	330	330	-	163	58	104	-	5	-	-	-	-	-	-	-
Special Weapons Command	62	62	-	18	22	2	15	5	-	-	-	-	-	-	-
US Security Service	3	3	-	-	2	1	-	-	-	-	-	-	-	-	-
Military Air Transp. Service	365	365	221	55	27	51	-	11	-	-	-	-	-	-	-
Strategic Air Command	1,160	1,160	898	225	19	-	-	14	4	-	-	-	-	-	-
Tactical Air Command.	1,351	1,328	1,150	149	9	13	-	7	-	23	13	-	-	9	1
OVERSEAS	3,197	2,950	2,032	297	130	150	6	220	115	247	115	7	113	5	7
Alaskan Air Command	208	204	127	40	12	3	6	15	2	4	-	3	-	-	1
Caribbean Air Command	35	35	8	8	2	17	-	-	-	-	-	-	-	-	-
Far East Air Forces	1,833	1,732	1,308	117	25	25	-	161	96	101	98	1	-	-	2
US Air Forces in Europe	429	407	203	93	38	20	-	43	10	22	7	3	5	5	2
Joint Brazil-US Mil. Com.	9	8	-	-	-	8	-	-	-	1	-	-	1	-	-
Northeast Air Command	24	24	-	1	19	-	-	-	4	-	-	-	-	-	-
Air Materiel Command.	99	1	-	-	-	-	-	-	1	98	-	-	98	-	-
Air Research & Development.	3	-	-	-	-	-	-	-	-	3	-	-	3	-	-
Headquarters Command.	67	63	-	-	-	63	-	-	-	4	-	-	3	-	1
Military Air Transp. Service	262	258	188	28	31	8	-	1	2	4	-	-	3	-	1
Strategic Air Command	212	212	198	10	3	-	-	1	-	-	-	-	-	-	-
Tactical Air Command.	16	6	-	-	-	6	-	-	-	10	10	-	-	-	-

a/ Inventory figures for March and June 1951 do not include aircraft earmarked for Foreign Governments under the Mutual Defense Assistance Program.

SOURCE: Materiel Statistics Division-Director of Statistical Services-DCS/C

TABLE 119 - STATUS AND LINE CLASSIFICATION OF USAF AIRCRAFT ON HAND
BY TYPE AND MODEL - QUARTERLY, F.Y. 1951

Type and Model	TOTAL			ACTIVE			INACTIVE		
	Total	1st Line	2nd Line	Total	1st Line	2nd Line	Total	1st Line	2nd Line
30 SEPTEMBER -- 1950									
Total Aircraft	17,444	7,866	9,578	9,972	5,344	4,628	7,472	2,522	4,950
Bomber	3,278	2,078	1,200	1,189	848	341	2,089	1,230	859
B-17.	52	-	52	31	-	31	21	-	21
B-24.	1	-	1	-	-	-	1	-	1
B-25.	280	-	280	6	-	6	274	-	274
B-26.	809	-	809	297	-	297	512	-	512
B-29.	1,667	1,618	49	553	546	7	1,114	1,072	42
B-36.	89	87	2	43	43	-	46	44	2
B-43.	2	-	2	-	-	-	2	-	2
B-45.	96	95	1	56	56	-	40	39	1
B-46.	1	-	1	-	-	-	1	-	1
B-47.	2	-	2	-	-	-	2	-	2
B-48.	1	-	1	-	-	-	1	-	1
B-50.	278	278	-	203	203	-	75	75	-
Tanker	117	116	1	110	109	1	7	7	-
KB-29.	86	85	1	83	82	1	3	3	-
KB-29P.	31	31	-	27	27	-	4	4	-
Fighter	4,036	1,750	2,286	2,382	1,365	1,017	1,654	385	1,269
F-24.	2	-	2	-	-	-	2	-	2
F-47.	838	-	838	80	-	80	758	-	758
F-51.	1,026	-	1,026	655	-	655	371	-	371
F-61.	2	-	2	-	-	-	2	-	2
F-80.	915	616	299	684	498	186	231	118	113
F-82.	187	81	106	100	5	95	87	76	11
F-84.	544	540	4	414	413	1	130	127	3
F-85.	1	-	1	-	-	-	1	-	1
F-86.	471	468	3	410	410	-	61	58	3
F-89.	2	1	1	-	-	-	2	1	1
F-91.	1	-	1	-	-	-	1	-	1
F-92.	1	-	1	-	-	-	1	-	1
F-94.	46	44	2	39	39	-	7	5	2
Reconnaissance	461	222	239	344	186	158	117	36	81
R-12.	1	-	1	-	-	-	1	-	1
RB-17.	14	-	14	11	-	11	3	-	3
RB-25.	3	-	3	3	-	3	-	-	-
RB-26.	52	-	52	47	-	47	5	-	5
RB-29.	172	158	14	134	133	1	38	25	13
RB-36.	12	12	-	10	10	-	2	2	-
RB-45.	15	15	-	8	8	-	7	7	-
RB-49.	1	-	1	-	-	-	1	-	1
RB-50.	28	28	-	26	26	-	2	2	-
RC-45.	9	-	9	8	-	8	1	-	1
RC-47.	5	5	-	5	5	-	-	-	-
RC-54.	2	2	-	2	2	-	-	-	-
RF-51.	38	-	38	12	-	12	26	-	26
RF-80.	109	2	107	78	2	76	31	-	31
Search & Rescue	162	60	102	149	53	96	13	7	6
SH-5.	10	7	3	10	7	3	-	-	-
SL-5.	2	-	2	2	-	2	-	-	-
SA-10.	23	4	19	21	4	17	2	-	2
SA-16.	32	32	-	27	27	-	5	5	-
SB-17.	74	-	74	70	-	70	4	-	4
SB-29.	16	16	-	14	14	-	2	2	-
SC-46.	1	-	1	1	-	1	-	-	-
SC-47.	4	1	3	4	1	3	-	-	-
Special Research	3	-	3	-	-	-	2	-	3
X-1.	1	-	1	-	-	-	1	-	1
X-4.	2	-	2	-	-	-	2	-	2
Cargo	2,780	1,314	1,466	2,504	1,223	1,281	276	91	185
C-45.	470	-	470	455	-	455	15	-	15
C-46.	195	-	195	74	-	74	121	-	121
C-47.	1,183	536	647	1,139	520	619	44	16	28
C-53.	1	-	1	-	-	-	-	-	-
C-54.	411	410	1	358	358	-	53	52	1

TABLE 119 - STATUS AND LINE CLASSIFICATION OF USAF AIRCRAFT ON HAND,
BY TYPE AND MODEL - QUARTERLY, F.Y. 1951 - CONTINUED

Type and Model	TOTAL			ACTIVE			INACTIVE		
	Total	1st Line	2nd Line	Total	1st Line	2nd Line	Total	1st Line	2nd Line
30 SEPTEMBER -- 1950 Continued									
<u>Cargo-Cont</u>									
C-64	2	2	-	1	1	-	1	1	-
C-74	11	11	-	7	7	-	4	4	-
C-82	151	151	-	151	151	-	-	-	-
C-97	47	47	-	40	40	-	7	7	-
C-99	1	-	1	-	-	-	1	-	1
C-112	1	-	1	-	-	-	1	-	1
C-117	15	15	-	15	15	-	-	-	-
C-118	1	1	-	1	1	-	-	-	-
C-119	115	115	-	110	110	-	5	5	-
C-121	10	10	-	9	9	-	1	1	-
C-122	3	-	3	2	-	2	1	-	1
C-124	17	16	1	11	11	-	6	5	1
CB-17	4	-	4	4	-	4	-	-	4
VB-17	38	-	38	34	-	34	4	-	4
CB-25	27	-	27	26	-	26	1	-	1
VB-25	51	-	51	51	-	51	-	-	-
CB-26	2	-	2	-	-	-	2	-	2
VB-26	24	-	24	15	-	15	9	-	9
<u>Trainer</u>	<u>5,934</u>	<u>2,254</u>	<u>3,680</u>	<u>2,942</u>	<u>1,488</u>	<u>1,454</u>	<u>2,992</u>	<u>766</u>	<u>2,226</u>
T-6	2,951	1,964	987	1,362	1,228	134	1,589	736	853
T-7	219	-	219	76	-	76	143	-	143
T-11	220	-	220	2	-	2	218	-	218
T-28	102	102	-	80	80	-	22	22	-
T-29	19	19	-	18	18	-	1	1	-
T-33	169	169	-	162	162	-	7	7	-
T-34	3	-	3	3	-	3	-	-	-
T-35	3	-	3	3	-	3	-	-	-
TB-17	37	-	37	33	-	33	4	-	4
TB-25	768	-	768	706	-	706	62	-	62
TB-26	228	-	228	123	-	123	105	-	105
TB-29	447	-	447	25	-	25	422	-	422
TC-46	34	-	34	34	-	34	-	-	-
TC-47	84	-	84	78	-	78	6	-	6
TF-47	372	-	372	-	-	-	372	-	372
TF-51	206	-	206	173	-	173	33	-	33
TRF-51	4	-	4	-	-	-	4	-	4
TR-80	67	-	67	63	-	63	4	-	4
TH-5	1	-	1	1	-	1	-	-	-
<u>Communication</u>	<u>478</u>	<u>72</u>	<u>406</u>	<u>267</u>	<u>72</u>	<u>195</u>	<u>211</u>	-	<u>211</u>
L-4	18	-	18	18	-	18	-	-	-
L-5	98	-	98	81	-	81	17	-	17
L-13	238	-	238	51	-	51	187	-	187
L-15	1	-	1	-	-	1	-	-	-
L-16	23	23	-	23	23	-	-	-	-
LC-126	9	9	-	9	9	-	-	-	-
H-5	75	40	35	72	40	32	3	-	3
H-12	1	-	1	-	-	-	1	-	1
H-13	10	-	10	9	-	9	1	-	1
H-19	4	-	4	3	-	3	1	-	1
H-23	1	-	1	-	-	-	1	-	1
<u>Glider</u>	<u>135</u>	-	<u>135</u>	<u>43</u>	-	<u>43</u>	<u>92</u>	-	<u>92</u>
G-4	34	-	34	3	-	3	31	-	31
G-15	96	-	96	37	-	37	59	-	59
G-18	4	-	4	3	-	3	1	-	1
G-20	1	-	1	-	-	-	1	-	1
<u>Aerial Target</u>	<u>60</u>	-	<u>60</u>	<u>42</u>	-	<u>42</u>	<u>18</u>	-	<u>18</u>
Q-17	38	-	38	22	-	22	16	-	16
QF-17	18	-	18	18	-	18	-	-	-
QF-80	2	-	2	-	-	-	2	-	2
QT-33	2	-	2	2	-	2	-	-	-

TABLE 119 - STATUS AND LINE CLASSIFICATION OF USAF AIRCRAFT ON HAND,
BY TYPE AND MODEL - QUARTERLY, F.Y. 1951 - CONTINUED

Type and Model	TOTAL			ACTIVE			INACTIVE		
	Total	1st Line	2nd Line	Total	1st Line	2nd Line	Total	1st Line	2nd Line
	31 December--1950								
Total Aircraft . . .	17,510	7,590	9,920	10,298	5,390	4,908	7,212	2,200	5,012
Bomber	3,159	1,902	1,257	1,117	778	339	2,042	1,124	918
B-17	56	-	56	29	-	29	27	-	27
B-24	1	-	1	-	-	-	1	-	1
B-25	279	-	279	5	-	5	274	-	274
B-26	731	-	731	287	-	287	444	-	444
B-29	1,605	1,422	183	501	483	18	1,104	939	165
B-36	87	86	1	41	41	-	46	45	1
B-43	2	-	2	-	-	-	2	-	2
B-45	93	92	1	49	49	-	44	43	1
B-47	3	1	2	-	-	-	3	1	2
B-48	1	-	1	-	-	-	1	-	1
B-50	301	301	-	205	205	-	96	96	-
Tanker	141	129	12	133	121	12	8	8	-
TB-29	85	78	7	82	75	7	3	3	-
TB-29P	54	49	5	50	45	5	4	4	-
TC-97	2	2	-	1	1	-	1	1	-
Fighter	4,198	1,901	2,297	2,538	1,563	975	1,660	338	1,322
F-97	1	-	1	-	-	-	1	-	1
F-24	2	-	2	2	-	2	-	-	-
F-47	807	-	807	3	-	3	804	-	804
F-51	1,026	-	1,026	722	-	722	304	-	304
F-61	1	-	1	-	-	-	1	-	1
F-80	922	593	329	656	524	132	266	69	197
F-82	172	80	92	90	2	88	82	78	4
F-84	668	638	30	563	536	27	105	102	3
F-86	477	474	3	416	416	-	61	58	3
F-89	4	3	1	-	-	-	4	3	1
F-91	1	-	1	-	-	-	1	-	1
F-92	1	-	1	-	-	-	1	-	1
F-94	116	113	3	86	85	1	30	28	2
Reconnaissance	497	226	271	395	201	194	102	25	77
R-12	1	-	1	-	-	-	1	-	1
RB-17	12	-	12	11	-	11	1	-	1
RB-17	1	-	1	-	-	-	1	-	1
RB-25	3	-	3	3	-	3	-	-	-
RB-26	50	-	50	43	-	43	7	-	7
RB-29	95	68	27	52	49	3	43	19	24
RB-29	82	79	3	82	79	3	-	-	-
RB-36	23	23	-	19	19	-	4	4	-
RB-45	24	24	-	24	24	-	-	-	-
RB-49	1	-	1	-	-	-	1	-	1
RB-50	28	28	-	27	27	-	1	1	-
RC-45	9	-	9	8	-	8	1	-	1
RC-47	5	2	3	5	2	3	-	-	-
RF-51	56	-	56	47	-	47	9	-	9
RF-80	107	2	105	74	1	73	33	1	32
Search & Rescue	161	61	100	151	56	95	10	5	5
SH-5	8	3	5	8	3	5	-	-	-
SL-5	2	-	2	-	-	-	-	-	-
SA-10	22	1	21	21	1	20	1	-	1
SA-16	47	41	-	36	36	-	5	5	-
SB-17	-	-	68	64	-	64	-	-	4
SB-29	16	16	-	16	16	-	-	-	-
SC-46	1	-	1	1	-	1	-	-	-
SC-47	3	-	3	3	-	3	-	-	-
Special Research	1	-	2	-	-	-	3	-	3
X-1	1	-	1	-	-	-	1	-	1
X-4	2	-	2	-	-	-	2	-	2
Cargo	2,859	1,084	1,775	2,612	1,013	1,599	247	71	176
C-45	465	-	465	449	-	449	16	-	16
C-46	221	-	221	105	-	105	116	-	116
C-47	1,173	374	799	1,058	268	790	21	6	25

TABLE 119 - STATUS AND LINE CLASSIFICATION OF USAF AIRCRAFT ON HAND,
BY TYPE AND MODEL - QUARTERLY, F.Y. 1951 - CONTINUED

Type and Model	TOTAL			ACTIVE			INACTIVE		
	Total	1st Line	2nd Line	Total	1st Line	2nd Line	Total	1st Line	2nd Line
31 DECEMBER-1950 Continued									
<u>Cargo-Cont</u>									
C-53	1	-	1	1	-	1	-	-	-
C-54	408	407	1	363	363	-	45	44	1
C-64	1	1	-	1	1	-	-	-	-
C-74	11	11	-	10	10	-	1	1	-
C-82	148	148	-	146	146	-	2	2	-
C-97	57	57	-	51	51	-	6	6	-
C-99	1	-	1	-	-	-	1	-	1
C-117	15	15	-	15	15	-	-	-	-
C-118	1	1	-	1	1	-	-	-	-
C-119	133	133	-	123	123	-	10	10	-
C-120	1	-	1	-	-	-	1	-	1
C-121	10	10	-	10	10	-	-	-	-
C-122	5	-	5	3	-	3	2	-	2
C-124	27	26	1	24	24	-	3	2	1
C-129	1	-	1	1	-	1	-	-	-
CB-17	4	-	4	4	-	4	-	-	-
VB-17	36	-	36	33	-	33	3	-	3
CB-25	26	-	26	25	-	25	1	-	1
VB-25	48	-	48	48	-	48	-	-	-
CB-26	2	-	2	1	-	1	1	-	1
VB-26	24	-	24	16	-	16	8	-	8
CB-29	1	1	-	1	1	-	-	-	-
<u>Trainer</u>	<u>5,961</u>	<u>2,212</u>	<u>3,749</u>	<u>3,012</u>	<u>1,589</u>	<u>1,423</u>	<u>2,949</u>	<u>623</u>	<u>2,326</u>
T-6	2,915	1,811	1,104	1,350	1,222	128	1,565	589	976
T-7	225	-	225	81	-	81	144	-	144
T-11	259	-	259	42	-	42	217	-	217
T-28	183	182	1	161	161	-	22	21	1
T-29	25	25	-	19	19	-	6	6	-
T-33	194	194	-	187	187	-	7	7	-
T-34	3	-	3	3	-	3	-	-	-
T-35	3	-	3	3	-	3	-	-	-
TB-17	39	-	39	32	-	32	7	-	7
TB-25	763	-	763	700	-	700	63	-	63
TB-26	232	-	232	134	-	134	98	-	98
TB-29	445	-	445	26	-	26	419	-	419
TC-46	1	-	1	1	-	1	-	-	-
TC-47	60	-	60	60	-	60	-	-	-
TF-47	372	-	372	-	-	-	372	-	372
TF-51	166	-	166	151	-	151	15	-	15
TRF-51	7	-	7	3	-	3	4	-	4
TF-80	68	-	68	58	-	58	10	-	10
TH-5	1	-	1	1	-	1	-	-	-
<u>Communication</u>	<u>358</u>	<u>75</u>	<u>283</u>	<u>256</u>	<u>69</u>	<u>187</u>	<u>102</u>	<u>6</u>	<u>96</u>
L-4	16	-	16	16	-	16	-	-	-
L-5	82	-	82	75	-	75	7	-	7
L-13	134	-	134	49	-	49	85	-	85
L-15	1	-	1	1	-	1	-	-	-
L-16	22	22	-	22	22	-	-	-	-
L-17	1	1	-	1	1	-	-	-	-
L-19	5	5	-	1	1	-	4	4	-
LC-126	9	9	-	9	9	-	-	-	-
H-5	71	37	34	68	36	32	3	1	2
H-12	1	-	1	-	-	-	1	-	1
H-13	11	1	10	10	-	10	1	1	-
H-19	5	-	5	4	-	4	1	-	1
<u>Glider</u>	<u>118</u>	<u>-</u>	<u>118</u>	<u>42</u>	<u>-</u>	<u>42</u>	<u>76</u>	<u>-</u>	<u>76</u>
G-4	18	-	18	3	-	3	15	-	15
G-15	95	-	95	36	-	36	59	-	59
G-18	4	-	4	3	-	3	1	-	1
G-20	1	-	1	-	-	-	1	-	1
<u>Aerial Target</u>	<u>55</u>	<u>-</u>	<u>55</u>	<u>42</u>	<u>-</u>	<u>42</u>	<u>13</u>	<u>-</u>	<u>13</u>
AT-14	29	-	29	18	-	18	11	-	11
CB-17	18	-	18	18	-	18	-	-	-
AT-80	2	-	2	-	-	-	2	-	2
AT-33	6	-	6	6	-	6	-	-	-

TABLE 119 - STATUS AND LINE CLASSIFICATION OF USAF AIRCRAFT ON HAND,
BY TYPE AND MODEL - QUARTERLY, F.Y. 1951 - CONTINUED

Type and Model	TOTAL			ACTIVE			INACTIVE		
	Total	1st Line	2nd Line	Total	1st Line	2nd Line	Total	1st Line	2nd Line
31 March 1951 <u>A</u>									
<u>Total Aircraft</u>	<u>18,193</u>	<u>7,336</u>	<u>10,857</u>	<u>11,591</u>	<u>5,818</u>	<u>5,773</u>	<u>6,602</u>	<u>1,518</u>	<u>5,084</u>
<u>Bomber</u>	<u>3,047</u>	<u>1,449</u>	<u>1,598</u>	<u>1,185</u>	<u>678</u>	<u>507</u>	<u>1,862</u>	<u>771</u>	<u>1,091</u>
B-17	55	-	55	32	-	32	23	-	23
B-24	1	-	1	-	-	-	1	-	1
B-25	280	-	280	13	-	13	267	-	267
B-26	746	-	746	346	-	346	400	-	400
B-29	1,489	981	508	510	395	115	979	586	393
B-36	91	90	1	43	43	-	48	47	1
B-43	2	-	2	-	-	-	2	-	2
B-45	95	94	1	53	53	-	42	41	1
B-47	5	3	2	3	3	-	2	-	2
B-48	1	-	1	-	-	-	1	-	1
B-50	281	281	-	184	184	-	97	97	-
JD-1	1	-	1	1	-	1	-	-	-
<u>Tanker</u>	<u>173</u>	<u>123</u>	<u>50</u>	<u>165</u>	<u>116</u>	<u>49</u>	<u>8</u>	<u>7</u>	<u>1</u>
KB-29	85	58	27	81	55	26	4	3	1
KB-29P	85	62	23	83	60	23	2	2	-
KC-97	3	3	-	1	1	-	2	2	-
<u>Fighter</u>	<u>4,746</u>	<u>2,093</u>	<u>2,653</u>	<u>3,278</u>	<u>1,929</u>	<u>1,349</u>	<u>1,468</u>	<u>164</u>	<u>1,304</u>
F-9F	1	-	1	-	-	-	1	-	1
F-24	1	-	1	1	-	1	-	-	-
F-47	952	-	952	213	-	213	739	-	739
F-51	1,137	-	1,137	850	-	850	287	-	287
F-61	1	-	1	-	-	-	1	-	1
F-80	889	543	346	673	532	141	216	11	205
F-82	138	-	138	79	-	79	59	-	59
F-84	933	868	65	857	794	63	76	74	2
F-86	491	488	3	425	425	-	66	63	3
F-89	13	12	1	8	8	-	5	4	1
F-91	1	-	1	-	-	-	1	-	1
F-92	1	-	1	-	-	-	1	-	1
F-93	2	-	2	-	-	-	2	-	2
F-94	186	182	4	172	170	2	14	12	2
<u>Reconnaissance</u>	<u>519</u>	<u>234</u>	<u>285</u>	<u>403</u>	<u>193</u>	<u>210</u>	<u>116</u>	<u>41</u>	<u>75</u>
R-12	1	-	1	-	-	-	1	-	1
RB-17	12	-	12	11	-	11	1	-	1
RB-25	3	-	3	3	-	3	-	-	-
RB-26	47	-	47	39	-	39	8	-	8
RB-29	91	53	38	49	38	11	42	15	27
RB-29	84	71	13	84	71	13	-	-	-
RB-36	34	34	-	26	26	-	8	8	-
RB-45	31	31	-	28	28	-	3	3	-
RB-49	1	-	1	-	-	-	1	-	1
RB-50	43	43	-	28	28	-	15	15	-
RC-45	8	-	8	8	-	8	-	-	-
RC-47	5	2	3	5	2	3	-	-	-
RF-51	56	-	56	55	-	55	1	-	1
RF-80	103	-	103	67	-	67	36	-	36
<u>Search & Rescue</u>	<u>162</u>	<u>68</u>	<u>94</u>	<u>154</u>	<u>62</u>	<u>92</u>	<u>8</u>	<u>6</u>	<u>2</u>
SH-5	8	3	5	8	3	5	-	-	-
SL-5	2	-	2	2	-	2	-	-	-
SA-10	19	-	19	19	-	19	-	-	-
SA-16	50	50	-	44	44	-	6	6	-
SB-17	65	-	65	63	-	63	2	-	2
SB-29	15	15	-	15	15	-	-	-	-
SC-47	3	-	3	3	-	3	-	-	-
<u>Special Research</u>	<u>3</u>	<u>-</u>	<u>3</u>	<u>-</u>	<u>-</u>	<u>-</u>	<u>3</u>	<u>-</u>	<u>3</u>
X-1	1	-	1	-	-	-	1	-	1
X-4	2	-	2	-	-	-	2	-	2
<u>Cargo</u>	<u>2,863</u>	<u>1,016</u>	<u>1,847</u>	<u>2,621</u>	<u>944</u>	<u>1,677</u>	<u>242</u>	<u>72</u>	<u>170</u>
C-45	427	-	427	405	-	405	22	-	22
C-46	220	-	220	110	-	110	110	-	110
C-47	1,256	187	1,069	1,229	185	1,044	27	2	25
C-53	1	-	1	1	-	1	-	-	-

TABLE 119 - STATUS AND LINE CLASSIFICATION OF USAF AIRCRAFT ON HAND,
BY TYPE AND MODEL - QUARTERLY, F.Y. 1951 - CONTINUED

	TOTAL			ACTIVE			INACTIVE		
	Total	1st Line	2nd Line	Total	1st Line	2nd Line	Total	1st Line	2nd Line
31 March 1951 ² / ₁ --, Continued									
<u>Cargo - Cont.</u>									
C-54	402	400	2	356	355	1	46	45	1
C-64	1	1	-	1	1	-	-	-	-
C-74	11	11	-	11	11	-	-	-	-
C-82	146	146	-	145	145	-	1	1	-
C-97	61	61	-	50	50	-	11	11	-
C-99	1	-	1	-	-	-	1	-	1
C-117	15	15	-	15	15	-	-	-	-
C-118	1	1	-	1	1	-	-	-	-
C-119	145	145	-	138	138	-	7	7	-
C-120	1	-	1	-	-	-	1	-	1
C-121	10	10	-	10	10	-	-	-	-
C-122	8	-	8	6	-	6	2	-	2
C-123	1	-	1	-	-	-	1	-	1
C-124	39	38	1	33	33	-	6	5	1
C-129	1	-	1	1	-	1	-	-	-
CB-17	3	-	3	3	-	3	-	-	-
VB-17	39	-	39	37	-	37	2	-	2
CB-25	26	-	26	25	-	25	1	-	1
VB-25	36	-	36	36	-	36	-	-	-
CB-26	2	-	2	1	-	1	1	-	1
VB-26	9	-	9	7	-	7	2	-	2
CB-29	1	1	-	-	-	-	1	1	-
<u>Trainer</u>	<u>6,140</u>	<u>2,253</u>	<u>3,887</u>	<u>3,437</u>	<u>1,826</u>	<u>1,611</u>	<u>2,703</u>	<u>427</u>	<u>2,276</u>
T-6	2,915	1,742	1,173	1,533	1,132	201	1,382	410	972
T-7	257	-	257	94	-	94	163	-	163
T-11	271	-	271	53	-	53	218	-	218
T-28	259	257	2	247	247	-	12	10	2
T-29	33	33	-	31	31	-	2	2	-
T-33	221	221	-	216	216	-	5	5	-
T-34	3	-	3	2	-	2	1	-	1
T-35	3	-	3	3	-	3	-	-	-
TB-17	35	-	35	29	-	29	6	-	6
TB-25	768	-	768	705	-	705	63	-	63
TB-26	242	-	242	160	-	160	82	-	82
TB-29	457	-	457	53	-	53	404	-	404
TB-50	3	-	3	2	-	2	1	-	1
TC-46	8	-	8	8	-	8	-	-	-
TC-47	60	-	60	60	-	60	-	-	-
TF-47	380	-	380	31	-	31	349	-	349
TF-51	149	-	149	140	-	140	9	-	9
TRF-51	5	-	5	5	-	5	-	-	-
TF-80	70	-	70	64	-	64	6	-	6
TH-5	1	-	1	1	-	1	-	-	-
<u>Communication</u>	<u>392</u>	<u>100</u>	<u>292</u>	<u>264</u>	<u>70</u>	<u>194</u>	<u>128</u>	<u>30</u>	<u>98</u>
L-4	26	-	26	26	-	26	-	-	-
L-5	77	-	77	73	-	73	4	-	4
L-13	134	-	134	48	-	48	86	-	86
L-16	22	22	-	22	22	-	-	-	-
L-17	1	1	-	1	1	-	-	-	-
L-19	23	23	-	1	1	-	22	22	-
L-20	3	-	3	2	-	2	1	-	1
LC-126	9	9	-	9	9	-	-	-	-
H-5	66	33	33	62	30	32	4	3	1
H-13	14	5	9	9	-	9	5	5	-
H-18	3	-	3	-	-	-	3	-	3
H-19	5	-	5	4	-	4	1	-	1
H-23	7	7	-	7	7	-	-	-	-
H-24	2	-	2	-	-	-	2	-	2
<u>Glider</u>	<u>103</u>	-	<u>103</u>	<u>42</u>	-	<u>42</u>	<u>61</u>	-	<u>61</u>
G-4	3	-	3	3	-	3	-	-	-
G-15	95	-	95	36	-	36	59	-	59
G-18	4	-	4	3	-	3	1	-	1
G-20	1	-	1	-	-	-	1	-	1
<u>Aerial Target</u>	<u>45</u>	-	<u>45</u>	<u>42</u>	-	<u>42</u>	<u>3</u>	-	<u>3</u>
Q-14	18	-	18	17	-	17	1	-	1
Q-17	18	-	18	18	-	18	-	-	-
QF-24	1	-	1	-	-	-	1	-	-
QF-80	2	-	2	-	-	-	2	-	2
QF-33	6	-	6	6	-	6	-	-	-

TABLE 119 - STATUS AND LINE CLASSIFICATION OF USAF AIRCRAFT ON HAND,
BY TYPE AND MODEL - QUARTERLY, F.Y. 1951 - CONTINUED

Type and Model	TOTAL			ACTIVE			INACTIVE		
	Total	1st Line	2nd Line	Total	1st Line	2nd Line	Total	1st Line	2nd Line
30 June 1951 ^{B/}									
Total Aircraft	18,820	6,909	11,911	12,850	5,681	7,169	5,970	1,228	4,742
Bomber	2,947	909	2,038	1,314	571	743	1,633	338	1,295
B-17	53	-	53	32	-	32	21	-	21
B-24	1	-	1	-	-	-	1	-	1
B-25	243	-	243	12	-	12	231	-	231
B-26	804	-	804	434	-	434	370	-	370
B-29	1,375	445	930	518	254	264	857	191	666
B-36	89	88	1	47	47	-	42	41	1
B-43	2	-	2	-	-	-	2	-	2
B-45	95	94	1	60	60	-	35	34	1
B-47	11	10	1	5	5	-	6	5	1
B-48	1	-	1	-	-	-	1	-	1
B-50	272	272	-	205	205	-	67	67	-
JD-1	1	-	1	1	-	1	-	-	-
Tanker	201	83	118	172	70	102	29	13	16
KB-29	84	38	46	66	30	36	18	8	10
KB-29P	112	40	72	105	39	66	7	1	6
KC-97	5	5	-	1	1	-	4	4	-
Fighter	4,788	2,150	2,638	3,440	1,846	1,594	1,348	304	1,044
F-9	1	-	1	-	-	-	1	-	1
F-24	1	-	1	1	-	1	-	-	-
F-47	875	-	875	230	-	230	645	-	645
F-51	1,188	-	1,188	987	-	987	201	-	201
F-61	1	-	1	-	-	-	1	-	1
F-80	795	435	360	601	424	177	194	11	183
F-82	68	-	68	66	-	66	2	-	2
F-84	1,029	898	131	897	767	130	132	131	1
F-86	523	518	5	423	422	1	100	96	4
F-89	30	29	1	15	15	-	15	14	1
F-91	1	-	1	-	-	-	1	-	1
F-92	1	-	1	-	-	-	1	-	1
F-94	275	270	5	220	218	2	55	52	3
Reconnaissance	539	201	338	430	167	263	109	34	75
R-12	1	-	1	-	-	-	1	-	1
RB-17	21	-	21	12	-	12	9	-	9
RB-25	3	-	3	-	-	3	-	-	-
RB-26	56	-	56	51	-	51	5	-	5
RB-29	86	29	57	44	20	24	42	9	33
WB-29	85	51	34	81	50	31	4	1	3
RB-36	47	47	-	40	40	-	7	7	-
RB-45	30	30	-	29	29	-	1	1	-
RE-49	1	-	1	-	-	-	1	-	1
RB-50	43	43	-	27	27	-	16	16	-
RC-45	8	-	8	8	-	8	-	-	-
RC-47	5	1	4	5	1	4	-	-	-
RF-51	55	-	55	55	-	55	-	-	-
RF-80	98	-	98	75	-	75	23	-	23
Search & Rescue	171	73	98	159	65	94	12	8	4
SH-5	8	3	5	8	3	5	-	-	-
SL-5	1	-	1	-	-	-	1	-	1
SA-10	19	-	19	19	-	19	-	-	-
SA-16	60	60	-	53	53	-	7	7	-
SB-17	65	-	65	62	-	62	3	-	3
SB-29	15	10	5	14	9	5	1	1	-
SC-47	3	-	3	3	-	3	-	-	-
Special Research	2	-	2	-	-	-	2	-	2
X-1	1	-	1	-	-	-	1	-	1
X-4	2	-	2	-	-	-	2	-	2
Cargo	3,125	1,015	2,110	2,858	930	1,928	267	85	182
C-45	418	-	418	397	-	397	21	-	21
C-46	411	-	411	300	-	300	111	-	111
C-47	1,298	144	1,154	1,255	140	1,115	43	4	39
C-53	1	-	1	1	-	1	-	-	-
C-54	401	399	2	357	355	2	44	44	-
C-74	11	11	-	11	11	-	-	-	-

TABLE 119 - STATUS AND LINE CLASSIFICATION OF USAF AIRCRAFT ON HAND,
BY TYPE AND MODEL - QUARTERLY, F.Y. 1951 - CONTINUED

Type and Model	TOTAL			ACTIVE			INACTIVE		
	Total	1st Line	2nd Line	Total	1st Line	2nd Line	Total	1st Line	2nd Line
30 June 1951 ^{a/} - Continued									
Cargo-Continued									
C-82	145	145	-	145	145	-	-	-	-
C-97	70	70	-	50	50	-	20	20	-
C-99	1	-	1	-	-	-	1	-	1
C-117	15	11	4	15	11	4	-	-	-
C-118	1	1	-	1	1	-	-	-	-
C-119	169	169	-	157	157	-	12	12	-
C-120	1	-	1	-	-	-	1	-	1
C-121	10	10	-	10	10	-	-	-	-
C-122	9	-	9	8	-	8	1	-	1
C-123	2	-	2	-	-	-	2	-	2
C-124	55	54	1	50	50	-	5	4	1
C-129	1	-	1	1	-	1	-	-	-
CB-17	1	-	1	1	-	1	-	-	-
VB-17	38	-	38	37	-	37	1	-	1
CB-25	25	-	25	23	-	23	2	-	2
VB-25	34	-	34	34	-	34	-	-	-
CB-26	2	-	2	1	-	1	1	-	1
VB-26	5	-	5	4	-	4	1	-	1
CB-29	1	1	-	-	-	-	1	1	-
Trainer	6,490	2,343	4,147	4,136	1,930	2,206	2,354	413	1,941
T-6	2,909	1,716	1,193	1,642	1,350	292	1,267	366	901
T-7	262	-	262	115	-	115	147	-	147
T-11	440	-	440	297	-	297	143	-	143
T-28	339	337	2	317	317	-	22	20	2
T-29	41	41	-	25	25	-	16	16	-
T-33	249	249	-	238	238	-	11	11	-
T-34	3	-	3	1	-	1	2	-	2
T-35	3	-	3	3	-	3	-	-	-
TB-17	37	-	37	30	-	30	7	-	7
TB-25	784	-	784	711	-	711	73	-	73
TB-26	294	-	294	220	-	220	74	-	74
TB-29	451	-	451	93	-	93	358	-	358
TB-50	11	-	11	10	-	10	1	-	1
TC-46	32	-	32	32	-	32	-	-	-
TC-47	54	-	54	54	-	54	-	-	-
TF-47	377	-	377	153	-	153	224	-	224
TF-51	126	-	126	123	-	123	3	-	3
TRF-51	7	-	7	7	-	7	-	-	-
TF-80	70	-	70	64	-	64	6	-	6
TH-5	1	-	1	1	-	1	-	-	-
Communication	430	135	295	291	102	189	139	33	106
L-4	20	-	20	19	-	19	1	-	1
L-5	90	-	90	80	-	80	10	-	10
L-13	131	-	131	40	-	40	91	-	91
L-16	57	57	-	57	57	-	-	-	-
L-17	1	1	-	1	1	-	-	-	-
L-19	27	27	-	1	1	-	26	26	-
L-20	2	-	2	2	-	2	-	-	-
LC-126	11	11	-	8	8	-	3	3	-
H-5	63	25	38	60	24	36	3	1	2
H-12	1	-	1	-	-	-	1	-	1
H-13	13	8	5	10	5	5	3	3	-
H-18	2	-	2	2	-	2	-	-	-
H-19	5	-	5	4	-	4	1	-	1
H-23	6	6	-	6	6	-	-	-	-
H-24	1	-	1	1	-	1	-	-	-
Glider	87	-	87	14	-	14	73	-	73
G-4	3	-	3	2	-	2	1	-	1
G-15	80	-	80	9	-	9	71	-	71
G-18	4	-	4	3	-	3	1	-	1
Aerial Target	39	-	39	36	-	36	2	-	2
Q-14	15	-	15	15	-	15	-	-	-
QB-17	18	-	18	17	-	17	1	-	1
QF-24	1	-	1	1	-	1	-	-	-
QF-80	2	-	2	-	-	-	2	-	2
QT-33	3	-	3	3	-	3	-	-	-

^{a/} USAF inventory figures for March and June 1951 do not include aircraft earmarked for Foreign Governments under the Mutual Defense Assistance Program.

SOURCE: Materiel Statistics Division-Director of Statistical Services DCS/C

TABLE 120 - USAF AND RESERVE FORCES AIRPLANE INVENTORY - MONTHLY, F.Y. 1951

Reserve stock includes airplanes in storage, undergoing modification, in flyable inactive status, on inactive and non-USAF projects, excess to commands, and airplanes accepted but not delivered.

AIRPLANE CATEGORY	TOTAL	USAF	AIR NATIONAL GUARD	AIR FORCE RESERVE	CIVIL AIR PATROL	MDAP
<u>31 JULY 1950 - TOTAL</u>	<u>20,963</u>	<u>17,399</u>	<u>2,367</u>	<u>936</u>	<u>261</u>	<u>-</u>
<u>ACTIVE</u>	<u>12,650</u>	<u>9,107</u>	<u>2,346</u>	<u>936</u>	<u>261</u>	<u>-</u>
1st Line Combat	2,765	2,381	384	-	-	-
2nd Line Combat	2,511	1,116	1,324	71	-	-
Non-Combat.	7,374	5,610	638	865	261	-
<u>INACTIVE</u>	<u>8,313</u>	<u>8,292</u>	<u>21</u>	<u>-</u>	<u>-</u>	<u>-</u>
<u>Reserve Stock</u>	<u>7,709</u>	<u>7,698</u>	<u>11</u>	<u>-</u>	<u>-</u>	<u>-</u>
1st Line Combat	1,759	1,749	10	-	-	-
2nd Line Combat	2,656	2,656	-	-	-	-
Non-Combat.	3,294	3,293	1	-	-	-
<u>Experimental, Loan & Bail.</u>	<u>351</u>	<u>351</u>	<u>-</u>	<u>-</u>	<u>-</u>	<u>-</u>
1st Line Combat	40	40	-	-	-	-
2nd Line Combat	84	84	-	-	-	-
Non-Combat.	227	227	-	-	-	-
<u>Excess & Rec. Recl.</u>	<u>253</u>	<u>243</u>	<u>10</u>	<u>-</u>	<u>-</u>	<u>-</u>
1st Line Combat	97	97	-	-	-	-
2nd Line Combat	90	82	8	-	-	-
Non-Combat.	66	64	2	-	-	-
<u>31 AUGUST 1950 - TOTAL</u>	<u>20,708</u>	<u>17,281</u>	<u>2,348</u>	<u>847</u>	<u>232</u>	<u>-</u>
<u>ACTIVE</u>	<u>12,885</u>	<u>9,480</u>	<u>2,326</u>	<u>847</u>	<u>232</u>	<u>-</u>
1st Line Combat	2,879	2,491	386	2	-	-
2nd Line Combat	2,739	1,399	1,307	33	-	-
Non-Combat.	7,267	5,590	633	812	232	-
<u>INACTIVE</u>	<u>7,823</u>	<u>7,801</u>	<u>22</u>	<u>-</u>	<u>-</u>	<u>-</u>
<u>Reserve Stock</u>	<u>7,323</u>	<u>7,311</u>	<u>12</u>	<u>-</u>	<u>-</u>	<u>-</u>
1st Line Combat	1,660	1,650	10	-	-	-
2nd Line Combat	2,372	2,370	2	-	-	-
Non-Combat.	3,291	3,291	-	-	-	-
<u>Experimental, Loan & Bail.</u>	<u>331</u>	<u>331</u>	<u>-</u>	<u>-</u>	<u>-</u>	<u>-</u>
1st Line Combat	46	46	-	-	-	-
2nd Line Combat	62	62	-	-	-	-
Non-Combat.	223	223	-	-	-	-
<u>Excess & Rec. Recl.</u>	<u>169</u>	<u>159</u>	<u>10</u>	<u>-</u>	<u>-</u>	<u>-</u>
1st Line Combat	21	20	1	-	-	-
2nd Line Combat	99	92	7	-	-	-
Non-Combat.	49	47	2	-	-	-
<u>30 SEPTEMBER 1950 - TOTAL</u>	<u>20,624</u>	<u>17,249</u>	<u>2,317</u>	<u>833</u>	<u>225</u>	<u>-</u>
<u>ACTIVE</u>	<u>13,199</u>	<u>9,887</u>	<u>2,286</u>	<u>801</u>	<u>225</u>	<u>-</u>
1st Line Combat	2,927	2,561	365	1	-	-
2nd Line Combat	2,952	1,613	1,312	27	-	-
Non-Combat.	7,320	5,713	609	773	225	-
<u>INACTIVE</u>	<u>7,425</u>	<u>7,362</u>	<u>31</u>	<u>32</u>	<u>-</u>	<u>-</u>
<u>Reserve Stock</u>	<u>6,945</u>	<u>6,897</u>	<u>20</u>	<u>28</u>	<u>-</u>	<u>-</u>
1st Line Combat	1,623	1,604	19	-	-	-
2nd Line Combat	2,050	2,049	1	-	-	-
Non-Combat.	3,272	3,244	-	28	-	-
<u>Experimental, Loan & Bail.</u>	<u>383</u>	<u>383</u>	<u>-</u>	<u>-</u>	<u>-</u>	<u>-</u>
1st Line Combat	43	43	-	-	-	-
2nd Line Combat	124	124	-	-	-	-
Non-Combat.	216	216	-	-	-	-
<u>Excess & Rec. Recl.</u>	<u>97</u>	<u>82</u>	<u>11</u>	<u>4</u>	<u>-</u>	<u>-</u>
1st Line Combat	19	18	1	-	-	-
2nd Line Combat	49	42	7	-	-	-
Non-Combat.	29	22	3	4	-	-

TABLE 120 - USAF AND RESERVE FORCES AIRPLANE INVENTORY - MONTHLY, F.Y. 1951 -- CONTINUED

AIRPLANE CATEGORY	TOTAL	USAF	AIR NATIONAL GUARD	AIR FORCE RESERVE	CIVIL AIR PATROL	MDAP
<u>31 OCTOBER 1950 - TOTAL</u>	<u>20,575</u>	<u>17,702</u>	<u>1,870</u>	<u>777</u>	<u>226</u>	-
<u>ACTIVE</u>	<u>13,206</u>	<u>10,375</u>	<u>1,842</u>	<u>763</u>	<u>226</u>	-
1st Line Combat	2,955	2,723	232	-	-	-
2nd Line Combat	2,909	1,784	1,091	34	-	-
Non-Combat.	7,342	5,868	519	729	226	-
<u>INACTIVE</u>	<u>7,369</u>	<u>7,327</u>	<u>28</u>	<u>14</u>	-	-
<u>Reserve Stock</u>	<u>6,994</u>	<u>6,961</u>	<u>20</u>	<u>13</u>	-	-
1st Line Combat	1,573	1,563	10	-	-	-
2nd Line Combat	2,152	2,143	9	-	-	-
Non-Combat.	3,269	3,255	1	13	-	-
<u>Experimental, Loan & Bail.</u>	<u>324</u>	<u>324</u>	-	-	-	-
1st Line Combat	47	47	-	-	-	-
2nd Line Combat	63	63	-	-	-	-
Non-Combat.	214	214	-	-	-	-
<u>Excess & Rec. Recl.</u>	<u>51</u>	<u>42</u>	<u>8</u>	<u>1</u>	-	-
1st Line Combat	15	15	1	-	-	-
2nd Line Combat	20	14	6	-	-	-
Non-Combat.	15	13	1	1	-	-
<u>30 NOVEMBER 1950 - TOTAL</u>	<u>20,340</u>	<u>17,472</u>	<u>1,856</u>	<u>788</u>	<u>224</u>	-
<u>ACTIVE</u>	<u>13,122</u>	<u>10,278</u>	<u>1,833</u>	<u>787</u>	<u>224</u>	-
1st Line Combat	2,939	2,711	227	1	-	-
2nd Line Combat	2,819	1,682	1,093	44	-	-
Non-Combat.	7,364	5,885	513	742	224	-
<u>INACTIVE</u>	<u>7,218</u>	<u>7,194</u>	<u>23</u>	<u>1</u>	-	-
<u>Reserve Stock</u>	<u>6,827</u>	<u>6,814</u>	<u>13</u>	-	-	-
1st Line Combat	1,530	1,523	7	-	-	-
2nd Line Combat	2,217	2,211	6	-	-	-
Non-Combat.	3,080	3,080	-	-	-	-
<u>Experimental, Loan & Bail.</u>	<u>342</u>	<u>342</u>	-	-	-	-
1st Line Combat	47	47	-	-	-	-
2nd Line Combat	80	80	-	-	-	-
Non-Combat.	215	215	-	-	-	-
<u>Excess & Rec. Recl.</u>	<u>49</u>	<u>38</u>	<u>10</u>	<u>1</u>	-	-
1st Line Combat	17	15	1	-	-	-
2nd Line Combat	20	13	7	-	-	-
Non-Combat.	12	9	2	1	-	-
<u>31 DECEMBER 1950 - TOTAL</u>	<u>20,203</u>	<u>17,337</u>	<u>1,833</u>	<u>809</u>	<u>224</u>	-
<u>ACTIVE</u>	<u>13,057</u>	<u>10,214</u>	<u>1,812</u>	<u>808</u>	<u>223</u>	-
1st Line Combat	2,939	2,719	219	1	-	-
2nd Line Combat	2,765	1,615	1,094	56	-	-
Non-Combat.	7,353	5,880	499	751	223	-
<u>INACTIVE</u>	<u>7,146</u>	<u>7,123</u>	<u>21</u>	<u>1</u>	<u>1</u>	-
<u>Reserve Stock</u>	<u>6,752</u>	<u>6,740</u>	<u>12</u>	-	-	-
1st Line Combat	1,444	1,438	6	-	-	-
2nd Line Combat	2,229	2,223	6	-	-	-
Non-Combat.	3,079	3,079	-	-	-	-
<u>Experimental, Loan & Bail.</u>	<u>348</u>	<u>348</u>	-	-	-	-
1st Line Combat	49	49	-	-	-	-
2nd Line Combat	86	86	-	-	-	-
Non-Combat.	213	213	-	-	-	-
<u>Excess & Rec. Recl.</u>	<u>46</u>	<u>35</u>	<u>9</u>	<u>1</u>	<u>1</u>	-
1st Line Combat	14	13	1	-	-	-
2nd Line Combat	20	13	7	-	-	-
Non-Combat.	12	9	1	1	1	-

TABLE 120 - USAF AND RESERVE FORCES AIRPLANE INVENTORY - MONTHLY, F.Y. 1951 -- CONTINUED

AIRPLANE CATEGORY	TOTAL	USAF	AIR NATIONAL GUARD	AIR FORCE RESERVE	CIVIL AIR PATROL	MDAP
<u>31 JANUARY 1951 - TOTAL</u>	<u>19,959</u>	<u>16,995</u>	<u>1,786</u>	<u>774</u>	<u>208</u>	<u>196</u>
<u>ACTIVE</u>	<u>12,987</u>	<u>10,226</u>	<u>1,768</u>	<u>774</u>	<u>208</u>	<u>11</u>
1st Line Combat	2,969	2,752	216	-	-	1
2nd Line Combat	2,702	1,550	1,088	56	-	8
Non-Combat.	7,316	5,924	464	718	208	2
<u>INACTIVE</u>	<u>6,972</u>	<u>6,769</u>	<u>18</u>	<u>-</u>	<u>-</u>	<u>185</u>
<u>Reserve Stock</u>	<u>6,630</u>	<u>6,435</u>	<u>10</u>	<u>-</u>	<u>-</u>	<u>185</u>
1st Line Combat	1,241	1,152	5	-	-	74
2nd Line Combat	2,323	2,295	5	-	-	23
Non-Combat.	3,066	2,978	-	-	-	88
<u>Experimental, Loan & Bail.</u>	<u>311</u>	<u>311</u>	<u>-</u>	<u>-</u>	<u>-</u>	<u>-</u>
1st Line Combat	44	44	-	-	-	-
2nd Line Combat	59	59	-	-	-	-
Non-Combat.	208	208	-	-	-	-
<u>Excess & Rec. Recl.</u>	<u>31</u>	<u>23</u>	<u>8</u>	<u>-</u>	<u>-</u>	<u>-</u>
1st Line Combat	11	10	1	-	-	-
2nd Line Combat	8	2	6	-	-	-
Non-Combat.	12	11	1	-	-	-
<u>28 FEBRUARY 1951 - TOTAL</u>	<u>19,955</u>	<u>17,579</u>	<u>1,269</u>	<u>751</u>	<u>205</u>	<u>151</u>
<u>ACTIVE</u>	<u>13,029</u>	<u>10,800</u>	<u>1,261</u>	<u>751</u>	<u>205</u>	<u>12</u>
1st Line Combat	2,933	2,903	28	-	-	2
2nd Line Combat	2,797	1,892	853	43	-	9
Non-Combat.	7,299	6,005	380	708	205	1
<u>INACTIVE</u>	<u>6,926</u>	<u>6,779</u>	<u>8</u>	<u>-</u>	<u>-</u>	<u>139</u>
<u>Reserve Stock</u>	<u>6,581</u>	<u>6,440</u>	<u>2</u>	<u>-</u>	<u>-</u>	<u>139</u>
1st Line Combat	1,152	1,105	-	-	-	57
2nd Line Combat	2,319	2,315	2	-	-	2
Non-Combat.	3,100	3,020	-	-	-	80
<u>Experimental, Loan & Bail.</u>	<u>308</u>	<u>308</u>	<u>-</u>	<u>-</u>	<u>-</u>	<u>-</u>
1st Line Combat	47	47	-	-	-	-
2nd Line Combat	56	56	-	-	-	-
Non-Combat.	205	205	-	-	-	-
<u>Excess & Rec. Recl.</u>	<u>37</u>	<u>31</u>	<u>6</u>	<u>-</u>	<u>-</u>	<u>-</u>
1st Line Combat	10	10	-	-	-	-
2nd Line Combat	11	5	6	-	-	-
Non-Combat.	16	16	-	-	-	-
<u>31 MARCH 1951 - TOTAL</u>	<u>19,916</u>	<u>18,045</u>	<u>934</u>	<u>656</u>	<u>204</u>	<u>77</u>
<u>ACTIVE</u>	<u>13,312</u>	<u>11,507</u>	<u>929</u>	<u>656</u>	<u>204</u>	<u>16</u>
1st Line Combat	2,993	2,978	14	-	-	1
2nd Line Combat	2,836	2,207	613	11	-	5
Non-Combat.	7,483	6,322	302	645	204	10
<u>INACTIVE</u>	<u>6,604</u>	<u>6,538</u>	<u>5</u>	<u>-</u>	<u>-</u>	<u>61</u>
<u>Reserve Stock</u>	<u>6,271</u>	<u>6,210</u>	<u>-</u>	<u>-</u>	<u>-</u>	<u>61</u>
1st Line Combat	972	933	-	-	-	39
2nd Line Combat	2,414	2,414	-	-	-	-
Non-Combat.	2,885	2,863	-	-	-	22
<u>Experimental, Loan & Bail.</u>	<u>310</u>	<u>310</u>	<u>-</u>	<u>-</u>	<u>-</u>	<u>-</u>
1st Line Combat	49	49	-	-	-	-
2nd Line Combat	55	55	-	-	-	-
Non-Combat.	206	206	-	-	-	-
<u>Excess & Rec. Recl.</u>	<u>23</u>	<u>18</u>	<u>5</u>	<u>-</u>	<u>-</u>	<u>-</u>
1st Line Combat	7	7	-	-	-	-
2nd Line Combat	9	4	5	-	-	-
Non-Combat.	7	7	-	-	-	-

TABLE 120 - USAF AND RESERVE FORCES AIRPLANE INVENTORY - MONTHLY, F.Y. 1951 -- CONTINUED

AIRPLANE CATEGORY	TOTAL	USAF	AIR NATIONAL GUARD	AIR FORCE RESERVE	CIVIL AIR PATROL	MDAP
<u>30 APRIL 1951 - TOTAL</u>	<u>19,831</u>	<u>18,425</u>	<u>651</u>	<u>489</u>	<u>201</u>	<u>65</u>
<u>ACTIVE</u>	<u>13,441</u>	<u>12,120</u>	<u>648</u>	<u>450</u>	<u>200</u>	<u>23</u>
1st Line Combat	2,973	2,949	3	-	-	1
2nd Line Combat	2,901	2,483	411	1	-	6
Non-Combat.	7,567	6,668	234	449	200	16
<u>INACTIVE</u>	<u>6,390</u>	<u>6,305</u>	<u>3</u>	<u>39</u>	<u>1</u>	<u>42</u>
<u>Reserve Stock</u>	<u>6,046</u>	<u>5,965</u>	<u>-</u>	<u>39</u>	<u>-</u>	<u>42</u>
1st Line Combat	823	792	-	-	-	31
2nd Line Combat	2,412	2,411	-	-	-	1
Non-Combat.	2,811	2,762	-	39	-	10
<u>Experimental, Loan & Bail.</u>	<u>317</u>	<u>316</u>	<u>-</u>	<u>-</u>	<u>1</u>	<u>-</u>
1st Line Combat	52	52	-	-	-	-
2nd Line Combat	56	56	-	-	-	-
Non-Combat.	209	208	-	-	1	-
<u>Excess & Rec. Recl.</u>	<u>27</u>	<u>24</u>	<u>3</u>	<u>-</u>	<u>-</u>	<u>-</u>
1st Line Combat	7	7	-	-	-	-
2nd Line Combat	12	9	3	-	-	-
Non-Combat.	8	8	-	-	-	-
<u>31 MAY 1951 - TOTAL</u>	<u>19,801</u>	<u>18,751</u>	<u>583</u>	<u>186</u>	<u>194</u>	<u>87</u>
<u>ACTIVE</u>	<u>13,583</u>	<u>12,596</u>	<u>579</u>	<u>183</u>	<u>193</u>	<u>32</u>
1st Line Combat	2,928	2,904	1	-	-	23
2nd Line Combat	2,998	2,606	387	-	-	5
Non-Combat.	7,657	7,086	191	183	193	4
<u>INACTIVE</u>	<u>6,218</u>	<u>6,155</u>	<u>4</u>	<u>3</u>	<u>1</u>	<u>55</u>
<u>Reserve Stock</u>	<u>5,803</u>	<u>5,744</u>	<u>1</u>	<u>3</u>	<u>-</u>	<u>55</u>
1st Line Combat	635	650	-	-	-	35
2nd Line Combat	2,476	2,475	1	-	-	-
Non-Combat.	2,642	2,619	-	-	-	20
<u>Experimental, Loan & Bail.</u>	<u>398</u>	<u>398</u>	<u>-</u>	<u>-</u>	<u>-</u>	<u>-</u>
1st Line Combat	61	61	-	-	-	-
2nd Line Combat	57	57	-	-	-	-
Non-Combat.	280	280	-	-	-	-
<u>Excess & Rec. Recl.</u>	<u>17</u>	<u>13</u>	<u>3</u>	<u>-</u>	<u>1</u>	<u>-</u>
1st Line Combat	3	3	-	-	-	-
2nd Line Combat	5	2	3	-	-	-
Non-Combat.	9	8	-	-	1	-
<u>30 JUNE 1951 - TOTAL</u>	<u>19,795</u>	<u>18,694</u>	<u>586</u>	<u>146</u>	<u>194</u>	<u>175</u>
<u>ACTIVE</u>	<u>13,753</u>	<u>12,800</u>	<u>582</u>	<u>144</u>	<u>193</u>	<u>34</u>
1st Line Combat	2,734	2,719	-	-	-	15
2nd Line Combat	3,204	2,796	396	-	-	12
Non-Combat.	7,815	7,285	186	144	193	7
<u>INACTIVE</u>	<u>6,042</u>	<u>5,894</u>	<u>4</u>	<u>2</u>	<u>1</u>	<u>141</u>
<u>Reserve Stock</u>	<u>5,587</u>	<u>5,444</u>	<u>1</u>	<u>1</u>	<u>-</u>	<u>141</u>
1st Line Combat	678	622	-	-	-	56
2nd Line Combat	2,446	2,372	-	-	-	73
Non-Combat.	2,463	2,450	-	1	-	12
<u>Experimental, Loan & Bail.</u>	<u>432</u>	<u>432</u>	<u>-</u>	<u>-</u>	<u>-</u>	<u>-</u>
1st Line Combat	69	69	-	-	-	-
2nd Line Combat	57	57	-	-	-	-
Non-Combat.	306	306	-	-	-	-
<u>Excess & Rec. Recl.</u>	<u>23</u>	<u>18</u>	<u>3</u>	<u>1</u>	<u>1</u>	<u>-</u>
1st Line Combat	6	6	-	-	-	-
2nd Line Combat	8	5	3	-	-	-
Non-Combat.	9	7	-	1	1	-

SOURCE: Materiel Statistics Division Director of Statistical Services-DCS/C

TABLE 121 - CUMULATIVE AGE DISTRIBUTION OF USAF AIRPLANES

A. AS OF 31 DECEMBER 1950 a/

Age In Months	TOTAL USAF AIRPLANES	BOMBER			FIGHTER			CARGO			TRAINER	ALL OTHER b/
		Heavy	Medium	Light	Pen. & Intercept		All Weather	Heavy	Medium	Light		
					Jet	Conventional						
Under 6	995	18	47	-	250	-	106	39	46	5	409	75
" 12	2,014	20	146	39	814	-	117	68	115	5	591	98
" 18	2,568	46	203	61	1,174	1	117	73	132	5	633	123
" 24	3,110	58	238	75	1,480	1	132	74	140	5	658	249
" 30	3,496	84	281	90	1,638	23	204	75	144	17	674	266
" 36	3,774	87	302	94	1,711	81	205	78	145	46	685	340
" 42	3,969		305	94	1,841	82	205	80	146	81	699	349
" 48	4,073		305	95	1,855	82	205	91	146	117	701	389
" 54	4,300		305	95	1,949	82	205	95	146	149	711	476
" 60	4,427		343	95	1,991	87	205	95	147	152	729	496
" 66	6,887		871	201	2,062	736	206	96	315	458	1,179	676
" 72	12,168		1,733	955	2,069	1,746			553	921	2,761	1,041
" 78	14,831		1,909	1,155		1,912			553	1,716	4,010	1,118
" 84	15,671		1,910	1,162		1,920			554	2,088	4,442	1,137
" 90	16,186			1,163		1,921			554	2,181	4,848	1,151
" 96	16,721			1,164		1,922			554	2,206	5353	1,154
" 102	17,247					1,923			555	2,208	5,870	1,159
" 108	17,354									2,209	5,975	1,160
" 114	17,392										6,013	
" 120	17,403										6,024	

B. AS OF 30 JUNE 1951 c/

Age In Months	TOTAL USAF AIRPLANES	BOMBER			FIGHTER			CARGO			TRAINER	ALL OTHER b/
		Heavy	Medium	Light	Pen. & Intercept		All Weather	Heavy	Medium	Light		
					Jet	Conventional						
Under 6	1,357	35	10	-	397	-	187	44	43	5	530	106
" 12	2,272	51	56	-	594	-	291	82	87	10	931	170
" 18	3,178	53	154	39	1,057	-	301	110	153	11	1,109	191
" 24	3,668	76	210	61	1,363	-	301	114	169	11	1,147	216
" 30	4,155	80	218	76	1,629	-	316	115	177	11	1,181	352
" 36	4,575	87	260	92	1,888	-	366	116	181	23	1,195	367
" 42	4,851	89	281	96	2,025	-	367	119	181	51	1,201	441
" 48	5,083		284	96	2,163	2	367	121	182	85	1,212	482
" 54	5,180		284	97	2,176	2	367	132	182	121	1,214	516
" 60	5,399		284	97	2,264	2	367	136	182	152	1,230	596
" 66	5,519		317	97	2,304	5	367	136	183	155	1,252	614
" 72	8,045		769	211	2,375	763	368	137	348	445	1,706	834
" 78	13,509		1,541	1,004	2,380	1,924			582	951	3,301	1,232
" 84	16,248		1,696	1,213		2,116			582	1,789	4,569	1,309
" 90	17,214			1,223		2,123			583	2,231	5,057	1,327
" 96	17,805			1,224		2,124			583	2,350	5,509	1,345
" 102	18,286								583	2,399	5,937	1,349
" 108	18,707								584	2,403	6,350	1,352
" 114	18,834									2,404	6,476	
" 120	18,879										6,521	
" 126	18,893										6,535	

a/ Includes 66 Air Force Reserve airplanes which were in possession of the USAF as of 31 December 1950.

b/ Includes Tanker, Reconnaissance, Search & Rescue, Special Research and Communications airplanes.

c/ Includes 26 Air Force Reserve airplanes which were in the possession of the USAF as of 30 June 1951--But does not include 2 Navy airplanes for which the age is unavailable. Also includes 175 airplanes earmarked for MDAP, of which 171 are USAF and 4 are Air Force Reserve.

SOURCE: Materiel Statistics Division-Director of Statistical Services-DCS/C

TABLE 122 - CALENDAR AGE DISTRIBUTION OF THE USAF AIRPLANE INVENTORY

Age In Months		Number On Hand		Age In Months		Number On Hand	
More Than	Less Than	31 Dec 1950 a/	30 Jun 1951 b/	More Than	Less Than	31 Dec 1950 a/	30 Jun 1951 b/
0	- 3	495	770	63	- 66	2,241	68
3	- 6	500	587	66	- 69	3,087	221
6	- 9	577	455	69	- 72	2,194	2,305
9	- 12	442	460	72	- 75	1,480	3,096
12	- 15	323	522	75	- 78	1,183	2,368
15	- 18	231	384	78	- 81	543	1,543
18	- 21	261	287	81	- 84	297	1,196
21	- 24	281	203	84	- 87	282	605
24	- 27	189	229	87	- 90	233	361
27	- 30	197	258	90	- 93	299	322
30	- 33	150	219	93	- 96	236	269
33	- 36	128	201	96	- 99	329	261
36	- 39	85	136	99	- 102	197	220
39	- 42	110	142	102	- 105	76	262
42	- 45	38	113	105	- 108	31	159
45	- 48	66	117	108	- 111	23	89
48	- 51	157	39	111	- 114	15	38
51	- 54	70	58	114	- 117	9	28
54	- 57	56	155	117	- 120	2	17
57	- 60	71	64	120	- 123	-	12
60	- 63	219	52	123	- 126	-	2
				Average Age		59.4	61.8

a/ Includes 66 Air Force Reserve Airplanes which were in the possession of USAF as of 31 December 1950.

b/ Includes 26 Air Force Reserve Airplanes which were not in the possession of the USAF as of 30 June 1951, but does not include 2 Navy Airplanes for which the age is unavailable. One hundred seventy five airplanes earmarked for MDAP are included, of which 171 are USAF and four are Air Force Reserve.

SOURCE: Materiel Statistics Division-Director of Statistical Services-DCS/C

TABLE 123 - USAF AIRCRAFT IN CLASS 01Z

Class 01Z aircraft are complete aircraft being used for ground instructional purposes. The aircraft in this table are not included elsewhere in this publication.

Type and Model	30 September 1950	31 December 1950	31 March 1951	30 June 1951
<u>TOTAL</u>	<u>235</u>	<u>244</u>	<u>280</u>	<u>274</u>
<u>Bomber</u>	<u>56</u>	<u>57</u>	<u>55</u>	<u>50</u>
B-17	1	1	-	-
B-25	10	10	10	10
B-26	10	8	9	5
B-29	30	31	32	29
B-36	1	1	-	-
B-45	2	4	1	1
B-47	-	-	-	2
B-50	2	2	3	3
<u>Fighter</u>	<u>64</u>	<u>69</u>	<u>86</u>	<u>78</u>
F-47	2	2	9	7
F-51	9	11	17	15
F-61	1	1	-	-
F-80	21	21	20	21
F-82	5	5	2	1
F-84	18	19	20	19
F-86	7	9	13	13
F-89	-	-	-	1
F-94	1	1	5	1
<u>Reconnaissance</u>	<u>2</u>	<u>2</u>	<u>3</u>	<u>4</u>
RB-26	2	2	2	2
RB-36	-	-	1	1
RF-51	-	-	-	1
<u>Cargo</u>	<u>13</u>	<u>12</u>	<u>23</u>	<u>30</u>
C-46	3	2	1	-
C-47	1	1	1	1
C-54	8	8	7	7
C-82	1	1	1	-
YC-125	-	-	13	22
<u>Trainer</u>	<u>64</u>	<u>68</u>	<u>78</u>	<u>72</u>
T-6	5	10	10	10
T-7	4	4	4	3
T-11	-	3	3	2
TB-17	2	-	-	-
TB-25	17	17	17	16
TB-26	6	4	2	-
TB-29	2	2	2	2
TC-46	2	2	2	-
TF-47	1	1	2	1
TRF-51	-	1	4	1
TP-51	9	9	17	13
TP-80	15	15	15	24
<u>Communication</u>	<u>36</u>	<u>36</u>	<u>35</u>	<u>40</u>
L-5	11	11	9	9
L-13	1	1	1	1
L-16	15	15	15	15
L-17	3	3	3	3
H-5	2	2	3	3
H-13	4	4	4	8
H-23	-	-	-	1

SOURCE: Materiel Statistics Division-Director of Statistical Services-DCS/C

TABLE 124 - USAF ACTIVE AIRPLANES OUT OF COMMISSION - BY SELECTED MODEL
(INCLUDING PREFIXED VERSIONS) - MONTHLY, F.Y. 1951

(Excludes USAF Active Airplanes on bailment contract for maintenance and airplanes enroute to Continental US and Overseas Areas,)

TYPE AND MODEL	JULY 1950			AUGUST			SEPTEMBER		
	AVERAGE AIRPLANES ON HAND	PER CENT		AVERAGE AIRPLANES ON HAND	PER CENT		AVERAGE AIRPLANES ON HAND	PER CENT	
		In Com.	Out of Com.		In Com.	Out of Com.		In Com.	Out of Com.
<u>TOTAL USAF</u>	<u>8,810</u>	<u>66</u>	<u>34</u>	<u>8,875</u>	<u>64</u>	<u>36</u>	<u>9,052</u>	<u>64</u>	<u>36</u>
B-36	42	43	57	44	50	50	51	51	49
B-29	672	59	41	728	55	45	762	56	44
B-50	216	66	34	221	58	42	242	63	37
B-26	288	56	44	363	51	49	-	-	-
B-45	48	48	52	57	47	53	59	47	53
F-51	333	45	55	351	62	38	403	50	50
F-80	883	63	37	833	58	42	779	61	39
F-82	163	71	29	109	64	36	-	-	-
F-84	279	52	48	328	49	51	355	46	54
F-86	406	74	26	417	72	28	413	72	28
C-74	10	60	40	10	40	60	-	-	-
C-97	38	50	50	37	41	59	36	44	56
C-54	322	67	33	343	62	38	322	59	41
C-119	90	48	52	77	64	36	73	70	30
C-121	9	67	33	8	62	38	8	62	38
C-82	155	45	55	150	47	53	152	47	53
C-47/53	1,159	66	34	1,175	65	35	1,215	65	35
C-45	465	69	31	461	67	33	-	-	-
T-6	1,529	82	18	1,393	81	19	1,357	83	17
T-7/11	71	79	21	-	-	-	-	-	-
T-28	-	-	-	41	83	17	61	87	13
T-33	137	59	41	149	58	42	158	56	44
Other	1,495	65	35	1,580	65	35	2,606	63	37

TYPE AND MODEL	OCTOBER			NOVEMBER			DECEMBER		
	AVERAGE AIRPLANES ON HAND	PER CENT		AVERAGE AIRPLANES ON HAND	PER CENT		AVERAGE AIRPLANES ON HAND	PER CENT	
		In Com.	Out of Com.		In Com.	Out of Com.		In Com.	Out of Com.
<u>TOTAL USAF</u>	<u>9,292</u>	<u>64</u>	<u>36</u>	<u>9,432</u>	<u>63</u>	<u>37</u>	<u>9,580</u>	<u>64</u>	<u>36</u>
B-36	56	50	50	59	49	51	56	48	52
B-29	775	53	47	771	52	48	745	51	49
B-50	223	58	42	229	62	38	229	64	36
B-45	66	50	50	71	48	52	72	50	50
F-51	458	64	36	602	60	40	568	54	46
F-80	798	55	45	837	55	45	761	57	43
F-84	469	52	48	386	65	35	554	70	30
F-86	413	73	27	324	60	40	386	61	39
F-94	-	-	-	-	-	-	85	62	38
C-97	43	49	51	47	42	58	50	44	56
C-54	302	58	42	295	57	43	283	61	39
C-119	112	67	33	118	54	46	122	60	40
C-121	9	67	33	9	78	22	9	67	33
C-82	148	39	61	149	40	60	148	42	58
C-47/53	1,234	65	35	1,244	65	35	1,255	68	32
T-6	1,368	82	18	1,358	81	19	1,360	82	18
T-28	103	85	15	137	81	19	157	82	18
T-33	169	56	44	170	61	39	215	65	35
Other	2,546	63	37	2,625	61	39	2,525	63	37

TABLE 124 - USAF ACTIVE AIRPLANES OUT OF COMMISSION - BY SELECTED MODEL
(INCLUDING PREFIXED VERSIONS) - MONTHLY, F. Y. 1951 - CONTINUED

TYPE AND MODEL	JANUARY 1951			FEBRUARY			MARCH		
	AVERAGE AIRPLANES ON HAND	PER CENT		AVERAGE AIRPLANES ON HAND	PER CENT		AVERAGE AIRPLANES ON HAND	PER CENT	
		In Com.	Out of Com.		In Com.	Out of Com.		In Com.	Out of Com.
TOTAL USAF	9,839	64	36	10,360	66	34	10,938	66	34
B-36	56	55	45	61	56	44	66	59	41
B-29	773	54	46	768	58	42	799	56	44
B-50	184	63	37	217	67	33	257	65	35
B-45	74	54	46	71	51	49	80	36	64
F-51	684	46	54	835	54	46	897	57	43
F-80	788	59	41	802	62	38	809	65	35
F-84	562	65	35	760	64	36	829	66	34
F-86	406	66	34	425	68	32	421	68	32
F-94	103	55	45	112	63	37	150	52	48
C-97	52	46	54	50	52	48	50	46	54
C-54	294	62	38	296	62	38	291	64	36
C-119	130	62	38	131	64	36	135	64	36
C-121	9	78	22	8	75	25	-	-	-
C-124	-	-	-	-	-	-	32	44	56
C-82	147	49	51	146	51	49	145	52	48
C-47/53	1,231	68	32	1,279	68	32	1,276	69	31
T-6	1,367	82	18	1,407	82	18	1,502	82	18
T-28	187	83	17	215	79	21	235	75	25
T-33	191	58	42	192	62	38	209	62	38
Other	2,601	63	37	2,585	64	36	2,755	64	36

TYPE AND MODEL	APRIL			MAY			JUNE		
	AVERAGE AIRPLANES ON HAND	PER CENT		AVERAGE AIRPLANES ON HAND	PER CENT		AVERAGE AIRPLANES ON HAND	PER CENT	
		In Com.	Out of Com.		In Com.	Out of Com.		In Com.	Out of Com.
TOTAL USAF	11,577	65	35	11,998	64	36	12,197	62	38
B-36	73	63	37	76	63	37	80	59	41
B-29	799	58	42	797	56	44	794	57	43
B-50	229	66	34	229	62	38	247	59	41
B-45	77	36	64	79	39	61	87	54	46
F-51	1,068	56	44	1,045	58	42	1,057	58	42
F-80	791	63	37	755	61	39	735	61	39
F-84	890	64	36	920	56	44	961	51	49
F-86	415	67	33	408	66	34	418	68	32
F-94	179	60	40	188	58	42	211	55	45
C-97	52	50	50	51	49	51	51	43	57
C-54	291	68	32	291	67	33	278	69	31
C-119	140	34	66	151	64	36	151	58	42
C-124	37	54	46	40	62	38	49	55	45
C-82	145	46	54	144	33	67	143	37	63
C-47/53	1,299	71	29	1,316	70	30	1,291	70	30
T-6	1,576	82	18	1,600	80	20	1,614	78	22
T-28	255	76	24	280	65	35	311	58	42
T-33	218	61	39	216	58	42	219	56	44
Other	3,043	62	38	3,412	61	39	3,500	62	38

SOURCE: Materiel Statistics Division-Director of Statistical Services-DCS/C

TABLE 125 - USAF AVERAGE ACTIVE AIRCRAFT OUT OF COMMISSION - BY CAUSE
BY TYPE AND MODEL - QUARTERLY, F.Y. 1951

The data reflected are for the month shown and should not be compared with the quarterly averages shown elsewhere in this publication. Excludes USAF aircraft on bailment for maintenance and aircraft enroute to Continental US and Overseas theaters in the reporting period.

Type and Model	Average Aircraft On Hand	Average Aircraft In Commission	Average Aircraft Out of Commission				
			Total	Parts	Tech Order	Maintenance	Other
SEPTEMBER 1950							
Total Aircraft	9,136	5,871	3,265	415	337	2,169	344
Bomber	1,064	610	454	62	48	286	58
B-17	32	19	13	2	1	8	2
B-25	6	4	2	-	-	2	-
B-26	228	108	120	14	15	84	7
B-29	482	287	195	11	28	123	33
B-36	42	23	19	2	-	10	7
B-45	54	24	30	8	4	15	3
B-50	220	145	75	25	-	44	6
Tanker	112	72	40	2	-	37	1
KB-29	112	72	40	2	-	37	1
Fighter	1,911	1,177	734	93	79	438	124
F-47	80	69	11	2	-	8	1
F-51	283	136	147	11	17	45	74
F-80	644	419	225	28	39	127	31
F-82	101	72	29	2	3	22	2
F-84	355	162	193	18	10	157	8
F-86	413	297	116	31	9	71	5
F-94	35	22	13	1	1	8	3
Reconnaissance	316	144	172	17	62	78	14
RB-17	12	8	4	1	-	3	-
RB-25	3	3	-	-	-	-	-
RB-26	42	22	20	-	17	3	-
RB-29	132	55	77	11	19	45	2
RB-36	9	3	6	-	1	4	1
RB-45	5	4	1	-	-	-	1
RB-50	22	8	14	3	-	11	-
RC-45	8	6	2	-	-	2	-
RC-47	5	5	-	-	-	-	-
RC-54	2	1	1	-	-	1	-
RF-51	5	-	5	-	4	-	1
RF-80	71	29	42	2	22	9	9
Search & Rescue	147	82	65	11	3	48	3
SA-10	21	8	13	1	1	10	1
SA-16	27	15	12	5	-	7	-
SB-17	70	46	24	2	1	19	2
SB-29	13	5	8	3	-	5	-
SC-46	1	1	-	-	-	-	-
SC-47	4	2	2	-	-	2	-
SH-5	9	4	5	-	1	4	-
SL-5	2	1	1	-	-	1	-
Cargo	2,414	1,514	900	88	95	659	58
C-45	455	308	147	18	8	112	9
C-46	60	27	33	-	-	15	18
C-47/53	1,139	735	404	30	60	285	9
C-54	320	190	130	10	2	114	4
C-64	1	-	1	-	-	1	-
C-74	10	4	6	-	-	6	-
C-82	152	72	80	18	-	49	13
C-97	36	16	20	2	-	17	1
C-117	15	11	4	-	-	4	-
C-118	1	1	-	-	-	-	-
C-119	73	51	22	5	2	14	1
C-121	8	5	3	-	-	3	-
C-122	2	1	1	-	-	1	-
C-124	10	5	5	1	-	4	-
CB-17	4	4	-	-	-	-	-
VB-17	33	23	10	1	1	7	1
VB-25	29	18	11	1	-	10	-
VB-25	51	34	17	2	1	14	-
VB-26	15	9	6	-	1	3	2

TABLE 125 - USAF AVERAGE ACTIVE AIRCRAFT OUT OF COMMISSION -
BY TYPE AND MODEL - QUARTERLY, F.Y. 1951 - CONTINUED

Type and Model	Average Aircraft On Hand	Average Aircraft In Commission	Average Aircraft Out of Commission				
			Total	Parts	Tech Order	Maintenance	Other
SEPTEMBER 1950 - Continued							
Trainer	<u>2,829</u>	<u>2,078</u>	<u>751</u>	<u>114</u>	<u>44</u>	<u>550</u>	<u>43</u>
T-6	1,357	1,129	228	20	13	185	10
T-7	73	45	28	2	-	18	8
T-11	2	-	2	-	-	2	-
T-28	61	53	8	3	-	4	1
T-29	18	15	3	1	-	2	-
T-33	158	89	69	25	3	35	6
T-34	3	3	-	-	-	-	-
T-35	3	3	-	-	-	-	-
TB-17	33	21	12	2	-	6	4
TB-25	693	484	209	17	3	185	4
TB-26	122	70	52	13	6	29	4
TB-29	23	11	12	1	-	10	1
TC-46	36	14	22	2	-	18	2
TC-47	67	44	23	1	11	10	1
TF-51	115	67	48	16	-	31	1
TH-5	1	1	-	-	-	-	-
TF-80	64	29	35	11	8	15	1
Communication	<u>259</u>	<u>143</u>	<u>116</u>	<u>25</u>	<u>5</u>	<u>52</u>	<u>34</u>
H-5	72	37	35	10	-	8	17
H-13	9	6	3	1	-	2	-
H-19	3	1	2	-	-	1	1
L-4	17	2	15	1	-	12	2
L-5	77	42	35	2	5	22	6
L-13	48	28	20	9	-	4	7
L-15	1	1	-	-	-	-	-
L-16	23	20	3	1	-	2	-
LC-126	9	6	3	1	-	1	1
Glider	<u>43</u>	<u>29</u>	<u>14</u>	<u>3</u>	<u>-</u>	<u>11</u>	<u>-</u>
G-4	3	3	-	-	-	-	-
G-15	37	24	13	3	-	10	-
G-18	3	2	1	-	-	1	-
Aerial Target	<u>41</u>	<u>22</u>	<u>19</u>	<u>-</u>	<u>-</u>	<u>10</u>	<u>9</u>
Q-14	22	9	13	-	-	4	9
QB-17	17	11	6	-	-	6	-
QT-33	2	2	-	-	-	-	-
DECEMBER 1950							
Total Aircraft	<u>9,665</u>	<u>6,215</u>	<u>3,450</u>	<u>535</u>	<u>236</u>	<u>2,290</u>	<u>389</u>
Bomber	<u>1,002</u>	<u>554</u>	<u>448</u>	<u>73</u>	<u>65</u>	<u>278</u>	<u>32</u>
B-17	29	22	7	1	2	4	-
B-25	4	3	1	-	-	1	-
B-26	241	117	124	24	33	61	6
B-29	438	234	204	14	26	146	18
B-36	38	20	18	-	-	15	3
B-45	49	22	27	8	3	13	3
B-47	1	1	-	-	-	-	-
B-50	202	135	67	26	1	38	2
Tanker	<u>132</u>	<u>78</u>	<u>54</u>	<u>3</u>	<u>2</u>	<u>49</u>	<u>-</u>
KB-29	131	77	54	3	2	49	-
KC-47	1	1	-	-	-	-	-
Fighter	<u>2,141</u>	<u>1,338</u>	<u>803</u>	<u>122</u>	<u>26</u>	<u>494</u>	<u>161</u>
F-47	3	1	2	-	-	1	1
F-51	393	230	163	21	10	78	54
F-80	627	382	245	40	7	155	43
F-82	93	49	44	5	-	28	11
F-84	554	388	166	20	3	117	26
F-86	386	235	151	27	6	93	25
F-94	85	53	32	9	-	22	1
Reconnaissance	<u>389</u>	<u>192</u>	<u>207</u>	<u>27</u>	<u>28</u>	<u>111</u>	<u>41</u>
RB-17	11	9	2	-	-	2	-
RB-25	3	2	1	-	-	1	-
RB-26	43	29	14	4	-	9	1
RB-29	57	30	27	4	6	14	3

TABLE 125 - USAF AVERAGE ACTIVE AIRCRAFT OUT OF COMMISSION -
BY TYPE AND MODEL - QUARTERLY, F.Y. 1951 - CONTINUED

Type and Model	Average Aircraft On Hand	Average Aircraft In Commission	Average Aircraft Out of Commission				
			Total	Parts	Tech Order	Maintenance	Other
DECEMBER 1950 -- Continued							
<u>Recon. - Cont</u>							
WB-29	77	20	57	2	18	30	7
RB-36	18	7	11	1	-	10	1
RB-45	23	14	9	4	-	4	1
RE-50	27	11	16	3	-	13	-
RC-45	8	4	4	1	-	3	-
RC-47	5	4	1	-	-	1	-
RF-51	42	21	21	2	-	7	12
RF-80	75	31	44	6	4	17	17
<u>Search & Rescue</u>	<u>145</u>	<u>73</u>	<u>72</u>	<u>16</u>	<u>2</u>	<u>50</u>	<u>4</u>
SA-10	20	3	17	5	-	10	2
SA-16	31	18	13	6	-	6	1
SB-17	65	36	29	2	2	25	-
SB-29	17	10	7	2	-	5	-
SC-46	1	1	-	-	-	-	-
SC-47	3	1	2	-	-	1	1
SH-5	6	3	3	-	-	3	-
SL-5	2	1	1	1	-	-	-
<u>Cargo</u>	<u>2,515</u>	<u>1,588</u>	<u>927</u>	<u>116</u>	<u>70</u>	<u>683</u>	<u>58</u>
C-45	447	290	157	19	8	121	9
C-46	94	52	42	3	1	21	17
C-47/53	1,187	796	391	37	59	284	11
C-54	283	173	110	7	-	100	3
C-64	1	1	-	-	-	-	-
C-74	7	3	4	-	-	4	-
C-82	148	62	86	20	-	51	15
C-97	49	21	28	6	-	22	-
C-117	15	12	3	-	-	3	-
C-118	1	1	-	-	-	-	-
C-119	122	73	49	16	-	30	3
C-121	9	6	3	-	-	3	-
C-122	3	1	2	1	-	1	-
C-124	21	16	5	1	-	4	-
CB-17	4	2	2	-	-	2	-
VB-17	32	23	9	1	-	8	-
CB-25	26	14	12	1	-	11	-
VB-25	49	30	19	3	1	15	-
CB-26	1	1	-	-	-	-	-
VB-26	16	11	5	1	1	3	-
<u>Trainer</u>	<u>3,007</u>	<u>2,203</u>	<u>804</u>	<u>148</u>	<u>43</u>	<u>555</u>	<u>58</u>
T-6	1,360	1,111	249	27	2	199	21
T-7	75	49	26	7	-	18	1
T-11	38	20	18	7	1	9	1
T-28	157	128	29	12	-	17	-
T-29	18	14	4	1	-	3	-
T-33	215	140	75	24	2	43	6
T-34	3	2	1	1	-	-	-
T-35	3	2	1	1	-	-	-
TB-17	31	19	12	1	-	9	2
TB-25	691	499	192	23	3	164	2
TB-26	137	77	60	19	-	38	3
TB-29	25	12	13	-	1	10	2
TC-46	1	1	-	-	-	-	-
TC-47	60	50	10	1	1	8	-
TF-51	130	52	78	14	33	20	11
TRF-51	3	2	1	-	-	1	-
TF-80	59	24	35	10	-	16	9
TH-5	1	1	-	-	-	-	-
<u>Communication</u>	<u>249</u>	<u>142</u>	<u>107</u>	<u>28</u>	<u>-</u>	<u>55</u>	<u>24</u>
H-5	69	35	34	11	-	8	15
H-13	9	5	4	3	-	1	-
H-19	4	2	2	-	-	1	1
L-4	18	2	16	2	-	13	1
L-5	71	41	30	5	-	21	4
L-13	44	29	15	6	-	7	2
L-15	1	1	-	-	-	-	-
L-16	22	20	2	-	-	2	-
L-17	1	1	-	-	-	-	-
L-19	1	1	-	-	-	-	-
LC-126	9	5	4	1	-	2	1

TABLE 125 - USAF AVERAGE ACTIVE AIRCRAFT OUT OF COMMISSION -
BY TYPE AND MODEL - QUARTERLY, F.Y. 1951 - CONTINUED

Type and Model	Average Aircraft On Hand	Average Aircraft In Commission	Average Aircraft Out of Commission				
			Total	Parts	Tech Order	Maintenance	Other
DECEMBER 1950 - - Continued							
<u>Glider</u>	<u>43</u>	<u>30</u>	<u>13</u>	<u>1</u>	-	<u>12</u>	-
G-4	3	3	-	-	-	-	-
G-15	37	25	12	1	-	11	-
G-18	3	2	1	-	-	1	-
<u>Aerial Target</u>	<u>42</u>	<u>27</u>	<u>15</u>	<u>1</u>	-	<u>3</u>	<u>11</u>
Q-14	18	7	11	-	-	-	11
CB-17	18	16	2	1	-	1	-
QT-33	6	4	2	-	-	2	-
MARCH - - 1951							
<u>Total Aircraft</u>	<u>11,020</u>	<u>7,251</u>	<u>3,769</u>	<u>590</u>	<u>248</u>	<u>2,501</u>	<u>430</u>
<u>Bomber</u>	<u>1,102</u>	<u>634</u>	<u>468</u>	<u>73</u>	<u>56</u>	<u>282</u>	<u>57</u>
B-17	30	20	10	3	2	5	-
B-25	12	6	6	1	3	2	-
B-26	286	143	143	14	16	77	36
B-29	456	267	189	19	26	129	15
B-36	39	28	11	1	-	9	1
B-45	52	15	37	9	7	18	3
B-47	3	2	1	-	-	-	1
B-50	223	153	70	26	2	41	1
JD-1	1	-	1	-	-	1	-
<u>Tanker</u>	<u>157</u>	<u>98</u>	<u>59</u>	<u>11</u>	<u>7</u>	<u>40</u>	<u>1</u>
KB-29	156	97	59	11	7	40	1
KC-97	1	1	-	-	-	-	-
<u>Fighter</u>	<u>3,045</u>	<u>1,942</u>	<u>1,103</u>	<u>194</u>	<u>51</u>	<u>669</u>	<u>189</u>
F-24	1	1	-	-	-	-	-
F-47	174	119	55	11	1	36	7
F-51	705	416	289	27	28	142	92
F-80	676	448	228	43	8	159	18
F-82	81	43	38	6	6	20	6
F-84	829	549	280	63	3	189	25
F-86	421	285	136	26	5	80	25
F-89	8	3	5	1	-	4	-
F-94	150	78	72	17	-	39	16
<u>Reconnaissance</u>	<u>415</u>	<u>208</u>	<u>207</u>	<u>28</u>	<u>15</u>	<u>128</u>	<u>36</u>
RB-17	11	5	6	1	-	5	-
RB-25	3	2	1	-	-	1	-
RB-26	43	24	19	6	2	10	1
RE-29	49	27	22	2	2	17	1
WB-29	85	34	51	4	9	33	5
RB-36	27	11	16	-	-	16	-
RB-45	28	14	14	4	-	10	-
RE-49	1	-	1	-	-	-	1
RB-50	34	13	21	6	1	14	-
RC-45	8	5	3	1	-	2	-
KC-47	5	4	1	-	-	1	-
RF-51	55	24	31	1	-	4	26
RF-80	66	45	21	3	1	15	2
<u>Search & Rescue</u>	<u>146</u>	<u>80</u>	<u>66</u>	<u>14</u>	<u>2</u>	<u>47</u>	<u>3</u>
SA-10	19	10	9	1	-	6	2
SA-16	39	24	15	6	-	4	-
SB-17	61	33	28	1	2	24	1
SB-29	15	8	7	2	-	5	-
SC-47	2	1	1	-	-	1	-
SH-5	8	3	5	3	-	2	-
SL-5	2	1	1	1	-	-	-
<u>Cargo</u>	<u>2,522</u>	<u>1,679</u>	<u>843</u>	<u>114</u>	<u>62</u>	<u>613</u>	<u>54</u>
C-45	403	293	110	16	7	82	5
C-46	108	74	34	3	1	11	19
C-47/53	1,209	835	374	41	46	279	8
C-54	291	186	105	9	2	91	3
C-54a	1	-	1	-	-	1	-
C-74	6	3	3	-	-	2	1

TABLE 125 - USAF AVERAGE ACTIVE AIRCRAFT OUT OF COMMISSION -
 BY TYPE AND MODEL - QUARTERLY, F.Y. 1951 - CONTINUED

Type and Model	Average Aircraft On Hand	Average Aircraft In Commission	Average Aircraft Out of Commission				
			Total	Parts	Tech Order	Maintenance	Other
MARCH 1951 - - Continued							
Cargo - Cont.							
C-82	145	75	70	10	-	48	12
C-97	49	22	27	6	-	20	1
C-117	15	12	3	-	-	3	-
C-118	1	1	-	-	-	-	-
C-119	135	87	48	18	3	26	1
C-121	8	6	2	-	-	2	-
C-122	6	3	3	2	-	1	-
C-124	32	14	18	5	2	9	2
C-125	3	2	1	-	-	-	1
C-129	1	1	-	-	-	-	-
CB-17	2	2	-	-	-	-	-
VB-17	38	27	11	2	1	8	-
GB-25	25	12	13	-	-	13	-
VB-25	36	20	16	2	-	14	-
CB-26	1	-	1	-	-	1	-
VB-26	7	4	3	-	-	2	1
Trainer	<u>1,282</u>	<u>2,399</u>	<u>883</u>	<u>129</u>	<u>51</u>	<u>639</u>	<u>64</u>
T-6	1,502	1,226	276	22	2	233	19
T-7	82	51	31	5	2	19	5
T-11	47	23	24	7	-	13	4
T-28	235	176	59	18	-	40	1
T-29	30	22	8	2	-	6	-
T-33	209	129	80	24	1	49	6
T-34	2	1	1	1	-	-	-
T-35	3	2	1	-	-	-	1
TB-17	29	20	9	2	-	6	1
TB-25	691	492	199	24	6	168	1
TB-26	144	90	54	13	1	34	6
TB-29	38	15	23	1	-	19	3
TC-47	60	45	15	1	3	11	-
TF-47	5	2	3	-	1	2	-
TRF-51	4	-	4	-	-	-	4
TF-51	133	69	64	5	33	25	1
TF-80	67	35	32	4	2	14	12
TH-5	1	1	-	-	-	-	-
Communication	<u>269</u>	<u>150</u>	<u>119</u>	<u>26</u>	<u>4</u>	<u>73</u>	<u>16</u>
H-5	62	34	28	9	-	12	7
H-13	10	4	6	3	-	3	-
H-19	4	1	3	-	-	1	2
H-23	6	4	2	-	-	2	-
L-4	28	1	27	2	1	21	3
L-5	73	41	32	4	3	23	2
L-13	48	35	13	6	-	6	1
L-16	23	22	1	-	-	1	-
L-17	2	2	-	-	-	-	-
L-19	2	1	1	-	-	1	-
L-20	2	2	-	-	-	-	-
LC-126	9	3	6	2	-	3	1
Glider	<u>42</u>	<u>21</u>	<u>11</u>	<u>1</u>	<u>-</u>	<u>7</u>	<u>3</u>
G-4	3	3	-	-	-	-	-
G-15	36	25	11	1	-	7	3
G-18	3	3	-	-	-	-	-
Aerial Target	<u>40</u>	<u>20</u>	<u>10</u>	<u>-</u>	<u>-</u>	<u>3</u>	<u>7</u>
C-14	17	9	8	-	-	1	7
CB-17	17	16	1	-	-	1	-
QT-33	6	5	1	-	-	1	-

TABLE 125 - USAF AVERAGE ACTIVE AIRCRAFT OUT OF COMMISSION--
BY TYPE AND MODEL - QUARTERLY, F.Y. 1951 - CONTINUED

Type and Model	Average Aircraft On Hand	Average Aircraft In Commission	Average Aircraft Out of Commission				
			Total	Parts	Tech Order	Maintenance	Other
JUNE 1951							
Total Aircraft	12,258	7,655	4,603	751	231	3,017	604
Bomber	1,208	682	526	67	45	341	73
B-17.....	31	17	14	2	1	9	2
B-25.....	13	4	9	1	-	7	1
B-26.....	406	207	199	12	15	121	51
B-29.....	442	260	182	22	20	131	9
B-36.....	43	32	11	2	-	8	1
B-45.....	58	29	29	9	1	17	2
B-47.....	4	3	1	-	-	1	-
B-50.....	210	129	81	19	8	47	7
JD-1.....	1	1	-	-	-	-	-
Tanker	171	112	59	6	-	53	-
KB-29.....	170	111	59	6	-	53	-
KC-97.....	1	1	-	-	-	-	-
Fighter	3,345	1,920	1,425	278	57	740	350
F-24.....	1	1	-	-	-	-	-
F-47.....	193	119	74	21	4	42	7
F-51.....	881	517	364	69	28	196	71
F-80.....	600	361	239	36	11	139	53
F-82.....	67	30	37	5	3	17	12
F-84.....	961	488	473	88	5	203	177
F-86.....	418	285	133	36	6	82	9
F-89.....	13	4	9	1	-	6	2
F-94.....	211	115	96	22	-	55	19
Reconnaissance	424	228	196	33	6	140	17
RB-17.....	13	7	6	1	-	4	1
RB-25.....	3	3	-	-	-	-	-
RB-26.....	54	36	18	2	-	14	2
RB-29.....	43	24	19	2	1	12	4
WB-29.....	81	30	51	9	3	35	4
RB-36.....	37	15	22	4	-	14	4
RB-45.....	29	18	11	2	-	9	-
RB-50.....	27	11	16	4	1	11	-
RC-45.....	8	6	2	1	-	1	-
RC-47.....	5	5	-	-	-	-	-
RF-51.....	54	24	30	2	-	26	2
RF-80.....	70	49	21	6	1	14	-
Search & Rescue	154	91	63	10	1	50	2
SA-10.....	19	9	10	1	-	9	-
SA-16.....	52	34	18	5	-	12	1
SB-17.....	61	37	24	2	-	21	1
SB-29.....	14	7	7	1	1	5	-
SC-47.....	3	2	1	-	-	1	-
SH-5.....	5	2	3	1	-	2	-
Cargo	2,716	1,801	915	121	67	690	37
C-45.....	394	281	113	14	3	90	6
C-46.....	279	188	91	9	4	74	4
C-47/53.....	1,228	849	379	35	56	275	13
C-54.....	278	191	87	8	2	74	3
C-74.....	7	5	2	-	-	2	-
C-82.....	143	53	90	14	-	74	2
C-97.....	50	21	29	6	-	21	2
C-117.....	16	13	3	-	-	3	-
C-118.....	1	1	-	-	-	-	-
C-119.....	151	88	63	25	1	33	4
C-121.....	9	8	1	-	-	1	-
C-122.....	7	5	2	2	-	-	-
C-124.....	49	27	22	6	-	15	1
C-125.....	1	1	-	-	-	-	-
C-129.....	1	-	1	-	-	1	-
CB-17.....	1	1	-	-	-	-	-
VB-17.....	38	30	8	-	-	8	-
CB-25.....	23	12	11	1	-	10	-
VB-25.....	33	23	10	1	-	8	1
CB-26.....	1	1	-	-	-	-	-
VB-26.....	6	3	3	-	1	1	1

TABLE 125 - USAF AVERAGE ACTIVE AIRCRAFT OUT OF COMMISSION -
BY TYPE AND MODEL - QUARTERLY, F.Y. 1951 - CONTINUED

Type and Model	Average Aircraft On Hand	Average Aircraft In Commission	Average Aircraft Out of Commission				
			Total	Parts	Tech Order	Maintenance	Other
JUNE 1951 -- Continued							
<u>Trainer</u>	3,890	2,623	1,267	200	51	917	99
T-6	1,614	1,253	361	33	1	310	17
T-7	113	60	53	9	-	36	8
T-11	286	172	114	23	7	73	11
T-28	311	180	131	42	1	67	21
T-29	26	18	8	3	-	5	-
T-33	219	122	97	24	1	64	8
T-35	3	2	1	1	-	-	-
TB-17	29	20	9	-	-	6	3
TB-25	688	479	209	19	3	183	4
TB-26	222	110	112	20	17	58	17
TB-29	44	19	25	2	-	20	3
TB-50	10	5	5	1	-	2	2
TC-46	52	35	17	2	2	12	1
TC-47	55	42	13	-	3	10	-
TF-47	30	3	27	4	-	22	1
TRF-51	6	1	5	-	-	3	2
TF-51	116	66	50	8	15	26	1
TF-80	65	36	29	8	1	20	-
TH-5	1	-	1	1	-	-	-
<u>Communication</u>	287	162	127	35	4	72	16
H-5	62	32	30	11	-	12	7
H-13	10	4	6	2	-	4	-
H-18	1	-	1	-	-	1	-
H-19	4	2	2	-	-	1	1
H-23	6	-	6	2	-	4	-
H-24	1	1	-	-	-	-	-
L-4	20	1	19	1	1	15	2
L-5	76	46	30	4	3	17	6
L-13	38	27	11	7	-	4	-
L-16	57	40	17	7	-	10	-
L-17	1	1	-	-	-	-	-
L-19	1	-	1	1	-	-	-
L-20	2	2	-	-	-	-	-
LC-126	10	6	4	-	-	4	-
<u>Glider</u>	28	17	11	-	-	8	3
G-4	3	3	-	-	-	-	-
G-15	22	11	11	-	-	8	3
G-18	3	3	-	-	-	-	-
<u>Aerial Target</u>	33	19	14	1	-	6	7
Q-14	15	7	8	-	-	2	6
QB-17	16	11	5	1	-	4	-
QF-24	1	1	-	-	-	-	-
QT-33	1	-	1	-	-	-	1

SOURCE: Materiel Statistics Division-Director of Statistical Services-DCS/C

TABLE 126 - USAF AIRCRAFT LOSSES BY CAUSE - F.Y. 1951

Includes USAF, ANG, AFR and CAP losses. Basic model includes all prefixed versions. Adjustments have been made for those aircraft which were reported lost during Fiscal Year 1951 and subsequently regained.

TYPE AND MODEL	TOTAL	BEYOND ECONOMICAL REPAIR										NOT BEYOND ECONOMICAL REPAIR				
		Total	Enemy Action a/	Flying Accident	Ground Accident	Natural Phenomena	Tested To Destruction	Fair Wear and Tear	Abnormal Deterioration In Use	Abnormal Storage Deterioration	Normal Storage Deterioration	Total	Obsolete	Recl. Cannibalization, Salvage, etc.	Class O/LZ	Transfer and Diversion
TOTAL	4039	1,615	586	803	28	13	19	94	2	7	63	2,424	2	824	83	1,515
Bomber	700	267	90	114	11	1	2	22	1	1	25	433	1	331	16	90
B-17	26	23	-	14	-	-	2	6	1	-	-	3	-	-	1	2
B-25	33	30	-	29	-	-	1	1	-	-	-	3	-	-	-	3
B-26	247	116	67	32	6	-	-	9	-	1	1	131	-	104	1	26
B-29	368	78	22	21	4	1	-	6	-	-	24	290	-	226	5	59
B-36	4	3	-	3	-	-	-	-	-	-	-	1	-	-	1	-
B-45	6	6	1	5	-	-	-	-	-	-	-	-	-	-	-	-
B-46	1	-	-	-	-	-	-	-	-	-	-	1	-	1	-	-
B-47	2	-	-	-	-	-	-	-	-	-	-	2	-	-	2	-
B-50	13	11	-	10	1	-	-	-	-	-	-	2	-	-	2	-
Fighter	1575	905	409	448	12	-	5	29	-	-	2	670	-	205	33	432
F-47	248	59	-	30	2	-	4	23	-	-	-	189	-	81	-	108
F-51	592	300	194	98	3	-	-	3	-	-	2	292	-	4	3	285
F-61	1	-	-	-	-	-	-	-	-	-	-	1	-	-	1	-
F-80	320	302	180	115	4	-	1	2	-	-	-	18	-	5	12	1
F-82	138	23	7	16	-	-	-	-	-	-	-	115	-	112	1	2
F-84	170	140	16	121	2	-	-	1	-	-	-	30	-	1	3	26
F-85	2	-	-	-	-	-	-	-	-	-	-	2	-	-	2	2
F-86	88	68	12	55	1	-	-	-	-	-	-	20	-	2	12	6
F-89	1	-	-	-	-	-	-	-	-	-	-	1	-	-	1	-
F-93	2	-	-	-	-	-	-	-	-	-	-	2	-	-	2	-
F-94	13	13	-	13	-	-	-	-	-	-	-	-	-	-	-	-
Search & Rescue	10	4	-	4	-	-	-	-	-	-	-	6	-	5	-	1
SA-10	7	2	-	2	-	-	-	-	-	-	-	5	-	5	-	-
SA-16	2	2	-	2	-	-	-	-	-	-	-	-	-	-	-	-
X-1	1	-	-	-	-	-	-	-	-	-	-	1	-	-	-	1
Cargo	251	143	38	89	1	-	-	10	-	3	2	108	1	47	22	38
C-45	63	20	1	15	-	-	-	4	-	-	-	43	1	39	-	3
C-46	42	28	9	18	1	-	-	-	-	-	-	14	-	1	-	13
C-47	72	51	11	32	-	-	-	5	-	1	2	21	-	5	-	16
C-54	17	16	9	7	-	-	-	-	-	-	-	1	-	-	-	1
C-64	2	2	-	1	-	-	-	1	-	-	-	-	-	-	-	-
C-82	11	6	-	6	-	-	-	-	-	-	-	5	-	2	-	3
C-97	1	1	-	1	-	-	-	-	-	-	-	-	-	-	-	-
C-112	1	-	-	-	-	-	-	-	-	-	-	1	-	-	-	1
C-119	17	16	8	6	-	-	-	-	-	-	2	1	-	-	-	1
C-124	2	2	-	2	-	-	-	-	-	-	-	-	-	-	-	1
C-125	23	1	-	1	-	-	-	-	-	-	-	22	-	-	22	-
Trainer	484	144	37	98	3	-	-	3	1	2	-	340	-	123	6	211
T-6	259	99	36	57	2	-	-	2	-	2	-	170	-	1	4	165
T-7	63	10	-	8	1	-	-	-	1	-	-	58	-	35	-	23
T-11	105	11	-	10	-	-	-	1	-	-	-	94	-	86	2	6
T-28	3	3	-	3	-	-	-	-	-	-	-	-	-	-	-	-
T-33	37	20	1	19	-	-	-	-	-	-	-	17	-	1	-	16
BPT-2	2	1	-	1	-	-	-	-	-	-	-	1	-	-	-	1
Communication	924	62	12	41	1	5	-	3	-	-	-	862	1	110	10	741
L-4	29	12	-	7	1	4	-	-	-	-	-	17	-	-	-	17
L-5	80	22	5	13	-	1	-	3	-	-	-	58	-	3	1	54
L-13	112	5	-	5	-	-	-	-	-	-	-	107	1	106	-	-
L-15	1	-	-	-	-	-	-	-	-	-	-	1	-	-	-	1
L-16	3	3	-	3	-	-	-	-	-	-	-	-	-	-	-	-
L-17	2	-	-	-	-	-	-	-	-	-	-	2	-	-	2	-
L-18	68	-	-	-	-	-	-	-	-	-	-	68	-	-	-	68
L-19	543	-	-	-	-	-	-	-	-	-	-	543	-	-	-	543
L-20	4	-	-	-	-	-	-	-	-	-	-	4	-	-	-	4
L-21	2	-	-	-	-	-	-	-	-	-	-	2	-	-	-	2
LC-126	10	2	-	2	-	-	-	-	-	-	-	8	-	-	-	8
H-5	19	17	7	10	-	-	-	-	-	-	-	2	-	1	1	-
H-13	45	1	-	1	-	-	-	-	-	-	-	44	-	-	5	39
H-18	2	-	-	-	-	-	-	-	-	-	-	2	-	-	-	2
H-23	2	-	-	-	-	-	-	-	-	-	-	2	-	-	-1	1
H-24	2	-	-	-	-	-	-	-	-	-	-	2	-	-	-	2
Glider & Aerial Tgt	95	90	-	2	-	7	12	27	-	1	34	5	-	3	-	2
G-4	34	31	-	-	-	-	-	-	-	1	-	31	-	3	-	7
G-15	35	33	-	6	-	6	-	17	-	1	-	3	-	-	-	2
Q-14	26	26	-	3	-	1	12	10	-	-	-	-	-	-	-	-

a/ Includes aircraft lost in EFAP for the following reasons: lost on combat mission due to enemy action; lost on combat mission not due to enemy action; missing in combat or unknown; lost due to enemy action not on combat mission, and aircraft abandoned.

b/ Special Research.

SOURCE: Materiel Statistics Division-Director of Statistical Services-DCS/C

TABLE 127 - USAF AIRCRAFT IN STORAGE - QUARTERLY, F.Y. 1951

Type and Model	FY 1951			
	30 Sept 1950	31 Dec 1950	31 Mar 1951	30 Jun 1951
TOTAL	<u>5,989</u>	<u>5,529</u>	<u>4,979</u>	<u>4,204</u>
Bomber	<u>1,880</u>	<u>1,761</u>	<u>1,552</u>	<u>1,345</u>
B-17	16	19	15	10
B-25	265	265	260	213
B-26	502	432	349	351
B-29	1,053	1,020	919	771
B-45	34	21	9	-
B-50	10	4	-	-
Fighter	<u>1,205</u>	<u>1,089</u>	<u>960</u>	<u>716</u>
F-47	729	720	738	643
F-51	261	240	139	49
F-80	134	29	3	2
F-82	81	79	55	-
F-84	-	21	24	19
F-86	-	-	1	2
F-94	-	-	-	1
Reconnaissance	<u>92</u>	<u>70</u>	<u>48</u>	<u>59</u>
WB-17	-	1	-	-
RB-17	2	1	1	9
RB-26	4	5	1	1
RB-29	34	42	41	41
WB-29	-	-	-	4
YRB-49	-	-	-	1
RF-51	25	7	-	-
RF-80	27	14	5	3
Search & Rescue	-	-	-	<u>1</u>
SL-5	-	-	-	1
Cargo	<u>53</u>	<u>27</u>	<u>11</u>	<u>8</u>
C-45	5	5	-	-
C-46	14	7	-	1
C-47	21	3	3	3
C-119	-	-	2	-
VB-17	1	2	2	-
CB-25	1	1	1	2
CB-26	2	1	1	1
VB-26	9	8	2	1
Trainer	<u>2,456</u>	<u>2,421</u>	<u>2,260</u>	<u>1,905</u>
T-6	1,124	1,108	1,015	951
T-7	142	143	137	127
T-11	216	216	217	131
T-33	2	-	-	1
TB-17	2	2	2	4
TB-25	61	61	61	60
TB-26	105	97	81	68
TB-29	414	416	397	344
TC-47	6	-	-	-
TF-47	370	372	349	218
TF-51	10	2	1	1
TRF-51	4	4	-	-
Communication	<u>197</u>	<u>86</u>	<u>88</u>	<u>98</u>
L-5	11	2	1	5
L-13	186	84	85	91
H-5	-	-	2	2
Glider	<u>90</u>	<u>74</u>	<u>59</u>	<u>72</u>
G-4	31	15	-	1
G-15	59	59	59	71
Aerial Target	<u>16</u>	<u>1</u>	<u>1</u>	<u>-</u>
Q-14	16	1	1	-

SOURCE: Materiel Statistics Division-Director Statistical Services-DCS/C

TABLE 128 - INVENTORY OF STORED AND EXCESS USAF AIRCRAFT BY LOCATION - QUARTERLY, F.Y. 1951

LOCATION	TOTAL			BOMBER			FIGHTER			CARGO			TRAINER			MISC. a/		
	Storage	Cocooned Storage	Excess	Storage	Cocooned Storage	Excess	Storage	Cocooned Storage	Excess	Storage	Cocooned Storage	Excess	Storage	Cocooned Storage	Excess	Storage	Cocooned Storage	Excess
30 SEPTEMBER 1950	<u>5,223</u>	<u>766</u>	<u>32</u>	<u>1,424</u>	<u>456</u>	<u>-</u>	<u>1,104</u>	<u>101</u>	<u>25</u>	<u>53</u>	<u>-</u>	<u>3</u>	<u>2,258</u>	<u>198</u>	<u>1</u>	<u>384</u>	<u>11</u>	<u>3</u>
Alameda	116	-	-	-	-	-	-	-	-	-	-	-	-	-	-	116	-	-
Davis Monthan AFB	104	382	-	54	243	-	-	-	-	4	-	-	39	139	-	7	-	-
Dobbins AFB	59	-	-	-	-	-	-	-	-	-	-	-	-	-	-	59	-	-
Hill AFB	498	-	-	288	-	-	19	-	-	2	-	-	185	-	4	-	-	
Kelly AFB	1,424	-	-	19	-	-	261	-	-	4	-	-	1,131	-	9	-	-	
Long Beach AFB	-	32	-	-	32	-	-	-	-	-	-	-	-	-	-	-	-	
McClellan AFB	416	35	-	263	30	-	83	-	-	1	-	-	31	5	38	-	-	
Norton AFB	208	-	-	2	-	-	-	-	-	-	-	-	170	-	36	-	-	
Pyote AFB	917	49	-	623	42	-	-	-	-	22	-	-	264	7	8	-	-	
Robins AFB	174	156	-	83	109	-	51	-	-	1	-	-	17	47	22	-	-	
Tinker AFB	1,122	-	27	81	-	-	627	-	25	-	-	1	394	-	20	-	-	
Erding AFB	73	-	-	6	-	-	30	-	-	12	-	-	10	-	15	-	-	
Feamcom AFB	22	-	-	3	-	-	8	-	-	7	-	-	3	-	11	-	-	
Kizarazu AF	66	112	-	-	-	-	25	101	-	-	-	-	10	-	31	-	-	
Naha AF	17	-	-	-	-	-	-	-	-	-	-	-	1	-	16	-	-	
Other	7	-	5	2	-	-	-	-	-	-	-	2	3	-	2	-	3	
31 DECEMBER 1950	<u>4,846</u>	<u>683</u>	<u>4</u>	<u>1,322</u>	<u>439</u>	<u>1</u>	<u>1,052</u>	<u>37</u>	<u>-</u>	<u>27</u>	<u>-</u>	<u>1</u>	<u>2,225</u>	<u>196</u>	<u>-</u>	<u>220</u>	<u>11</u>	<u>2</u>
Alameda	25	-	-	-	-	-	-	-	-	-	-	-	-	-	25	-	-	
Davis Monthan AFB	90	382	-	54	243	-	-	-	-	-	-	-	31	139	5	-	-	
Dobbins AFB	59	-	-	-	-	-	-	-	-	-	-	-	-	-	59	-	-	
Goodfellow AFB	22	-	-	-	-	-	-	-	-	-	-	-	22	-	-	-	-	
Hill AFB	483	-	-	273	-	-	19	-	-	-	-	-	186	-	5	-	-	
Kelly AFB	1,389	-	-	33	-	-	226	-	-	4	-	-	1,099	-	27	-	-	
Long Beach AFB	-	19	-	-	19	-	-	-	-	-	-	-	-	-	-	-	-	
McClellan AFB	327	35	-	203	30	-	76	-	-	1	-	-	24	5	23	-	-	
Norton AFB	202	-	-	2	-	-	-	-	-	-	-	-	170	-	30	-	-	
Pyote AFB	863	48	-	588	41	-	-	-	-	14	-	-	260	7	1	-	-	
Robins AFB	156	151	-	66	106	-	55	-	-	1	-	-	19	45	15	-	-	
Tinker AFB	1,126	-	1	80	-	-	648	-	-	-	-	1	397	-	1	-	-	
Erding AFB	17	-	2	6	-	1	-	-	-	1	-	-	4	-	6	-	1	
Feamcom AFB	23	-	-	14	-	-	1	-	-	5	-	-	3	-	-	-	-	
Furstenfeldbruck AB	21	-	-	-	-	-	21	-	-	-	-	-	3	-	-	-	-	
Kizarazu AF	34	48	-	-	-	-	6	37	-	-	-	-	10	-	18	11	-	
Other	9	-	1	3	-	-	-	-	-	1	-	-	-	-	5	5	1	
31 MARCH 1951	<u>4,305</u>	<u>674</u>	<u>2</u>	<u>1,179</u>	<u>373</u>	<u>-</u>	<u>841</u>	<u>119</u>	<u>-</u>	<u>11</u>	<u>-</u>	<u>-</u>	<u>2,078</u>	<u>182</u>	<u>1</u>	<u>190</u>	<u>-</u>	<u>1</u>
Alameda	25	-	-	-	-	-	-	-	-	-	-	-	-	-	25	-	-	
Dobbins AFB	59	-	-	-	-	-	-	-	-	-	-	-	-	-	59	-	-	
Davis Monthan AFB	93	325	-	56	200	-	-	-	-	-	-	-	32	125	5	-	-	
Hill AFB	440	-	-	238	-	-	19	-	-	-	-	-	179	-	4	-	-	
Kelly AFB	1,125	-	-	28	-	-	53	-	-	-	-	-	1,025	-	19	-	-	
McClellan AFB	247	34	-	147	29	-	53	-	-	-	-	-	23	5	24	-	-	
Norton AFB	202	-	-	2	-	-	-	-	-	-	-	-	170	-	30	-	-	
Pyote AFB	802	45	-	550	38	-	-	-	-	3	-	-	248	7	1	-	-	
Robins AFB	160	144	-	71	99	-	55	-	-	1	-	-	18	45	15	-	-	
Tinker AFB	1,091	-	-	76	-	-	642	-	-	-	-	-	372	-	1	-	-	
Erding AFB	11	-	-	5	-	-	-	-	-	1	-	-	4	-	1	-	-	
Feamcom AFB	28	-	-	4	-	-	10	-	-	5	-	-	3	-	6	-	-	
Kizarazu AF	4	119	-	-	-	-	-	119	-	-	-	-	4	-	-	-	-	
Other	18	7	2	2	7	-	9	-	-	1	-	-	-	1	6	-	1	
30 JUNE 1951	<u>3,724</u>	<u>480</u>	<u>1</u>	<u>1,058</u>	<u>287</u>	<u>-</u>	<u>663</u>	<u>53</u>	<u>-</u>	<u>8</u>	<u>-</u>	<u>-</u>	<u>1,765</u>	<u>140</u>	<u>-</u>	<u>230</u>	<u>-</u>	<u>1</u>
Dobbins AFB	59	-	-	-	-	-	-	-	-	-	-	-	-	-	59	-	-	
Davis Monthan AFB	82	228	-	46	145	-	-	-	-	-	-	-	31	83	5	-	-	
Hill AFB	422	-	-	232	-	-	19	-	-	-	-	-	159	-	12	-	-	
Kelly AFB	1,002	-	-	26	-	-	1	-	-	-	-	-	956	-	19	-	-	
McClellan AFB	254	34	-	147	29	-	53	-	-	-	-	-	1	5	53	-	-	
Norton AFB	161	-	-	-	-	-	-	-	-	-	-	-	131	-	30	-	-	
Pyote AFB	708	45	-	476	38	-	-	-	-	3	-	-	228	7	1	-	-	
Robins AFB	80	120	-	53	75	-	-	-	-	1	-	-	11	45	15	-	-	
Stewart AFB	12	-	-	-	-	-	-	-	-	-	-	-	-	-	12	-	-	
Tinker AFB	877	-	-	64	-	-	571	-	-	-	-	-	241	-	1	-	-	
Eniwetok	10	-	-	-	-	-	-	-	-	-	-	-	-	-	10	-	-	
Feamcom AFB	32	-	-	9	-	-	12	-	-	4	-	-	3	-	4	-	-	
Kizarazu AF	12	53	-	-	-	-	6	53	-	-	-	-	-	-	6	-	-	
Other	13	-	1	5	-	-	1	-	-	-	-	-	4	-	3	-	1	

a/ Includes Reconnaissance, Communications, Glider and Aerial Target.
 SOURCE - Materiel Statistics Division - Director of Statistical Services - DCS/C

TABLE 129 - INVENTORY OF COMBAT MUNITIONS LOCATED IN

Type of Munitions	Stocks on Hand Cont. US		US Air Forces In Europe		MATS ^{a/}		Far East Air Forces	
	Rounds	Tons	Rounds	Tons	Rounds	Tons	Rounds	Tons
30 SEPTEMBER 1950								
<u>Armor Piercing Bombs</u>			-	-	-	-	-	-
1,000 lbs			-	-	-	-	-	-
1,600 lbs			-	-	-	-	-	-
<u>Semi-Armor Piercing Bombs</u>			-	-	498	124	-	-
500 lbs			-	-	353	176	-	-
1,000 lbs			-	-	-	-	-	-
<u>Fragmentation Bombs</u>								
260 lbs			353	44	-	-	24,701	3,088
<u>Fragmentation Clusters</u>								
20 lbs x 6			-	-	-	-	6,992	411
23 lbs x 3			-	-	1,861	56	-	-
20 lbs x 20			-	-	-	-	10,998	2,200
90 lbs x 6			-	-	-	-	-	-
4 lbs x 90			-	-	-	-	-	-
<u>General Purpose Bombs</u>								
100 lbs			3,327	166	2,845	142	30,543	1,527
250 lbs			-	-	1,793	224	1,117	140
500 lbs			1,887	472	696	174	53,744	13,436
1,000 lbs			78	39	388	194	25,052	12,526
2,000 lbs			-	-	39	39	2,546	2,546
4,000 lbs (LC)			-	-	-	-	268	536
<u>Incendiary Bombs</u>								
100 lbs			514	18	86	3	22,263	768
500 lbs			-	-	-	-	4,132	1,033
<u>Incendiary Clusters</u>								
4 lbs x 110			-	-	-	-	-	-
6 lbs x 38			-	-	-	-	16,511	3,302
10 lbs x 38			-	-	-	-	12,661	3,165
<u>Cartridges, A/C (M Rds)</u>								
50 Cal			1,443	-	80,913	-	42,461	-
20 MM Percus. Pr.			-	-	165	-	246	-
20 MM Electric Pr.			-	-	-	-	-	-
<u>Rockets</u>								
5 in HVAR			10,515	-	4,156	-	35,436	-
6.5 in ATAR			-	-	-	-	108	-
6.5 in ATAR Heads			-	-	-	-	493	-
<u>Unit-JATO</u>								
MK 2 Mod 3			-	-	47	-	-	-
12/14 AS 1,000 D 4			-	-	1,020	-	67	-
<u>Pyrotechnic Signals</u>								
A/C AN M37-M45			8,480	-	4,741	-	102,824	-
A/C AN M53-M58			1,063	-	6,568	-	42,902	-
Drift - Day			370	-	401	-	60	-
Drift - Night			208	-	2,825	-	9,796	-
Distess - All Types			827	-	7,066	-	5,851	-
Bomb - Photoflash			-	-	349	-	2,738	-
Flare - Para			-	-	3,396	-	1,460	-
<u>Fire Bomb Material</u>								
Igniter WP M15			743	-	2	-	-	-
Igniter NA M15			75	-	-	-	-	-
Igniter WP M16			400	-	-	-	-	-
Igniter NA M16			-	-	-	-	-	-
110 Gal Tank			-	-	-	-	2,447	-
NAFALM			-	9	-	2	-	358

a/ (MATS) - Azores, Greenland, Newfoundland, Bermuda, Pacific Division, Tripoli and Saudi Arabia.

AIR DEPOTS OUTSIDE OF CONTINENTAL US - QUARTERLY, F.Y. 1951

3rd Air Division b/		Alaskan Air Command		Caribbean c/ Air Command		Total Overseas		Type of Munitions
Rounds	Tons	Rounds	Tons	Rounds	Tons	Rounds	Tons	
30 SEPTEMBER 1950								
-	-	10	5	-	-	10	5	<u>Armor Piercing Bombs</u>
-	-	6	5	-	-	6	5	1,000 lbs
-	-	-	-	-	-	-	-	1,600 lbs
-	-	50	12	-	-	548	136	<u>Semi-Armor Piercing Bombs</u>
966	483	41	20	-	-	1,360	679	500 lbs
-	-	-	-	-	-	-	-	1,000 lbs
33,456	4,182	230	29	-	-	58,740	7,343	<u>Fragmentation Bombs</u>
-	-	-	-	-	-	-	-	260 lbs
-	-	466	27	-	-	7,456	438	<u>Fragmentation Clusters</u>
-	-	1,075	32	-	-	2,936	88	20 lbs x 6
-	-	90	18	-	-	11,088	2,218	23 lbs x 3
-	-	-	-	-	-	-	-	20 lbs x 20
-	-	-	-	-	-	-	-	90 lbs x 6
-	-	-	-	-	-	-	-	4 lbs x 90
1,024	51	444	22	10	0.5	38,193	1,908.5	<u>General Purpose Bombs</u>
-	-	978	121	527	66	4,415	551	100 lbs
46,535	11,634	20,919	5,229	1,440	360	125,221	31,305	250 lbs
22,513	11,256	4,601	2,300	720	360	53,352	26,675	500 lbs
1,991	1,991	680	680	288	288	5,544	5,544	1,000 lbs
-	-	8	16	-	-	276	552	2,000 lbs
-	-	-	-	-	-	-	-	4,000 lbs (LC)
-	-	431	15	1,600	55	24,894	859	<u>Incendiary Bombs</u>
-	-	50	12	-	-	4,182	1,045	100 lbs
-	-	-	-	-	-	-	-	500 lbs
-	-	222	55	400	100	622	155	<u>Incendiary Clusters</u>
-	-	72	14	-	-	16,583	3,316	4 lbs x 110
10,952	2,738	52	13	-	-	23,665	5,916	6 lbs x 38
-	-	-	-	-	-	-	-	10 lbs x 38
35,416	-	37,045	-	628	-	197,906	-	<u>Cartridges A/C (M Rds)</u>
-	-	5	-	-	-	416	-	50 Cal
-	-	77	-	-	-	77	-	20 MM Percus Pr.
-	-	-	-	-	-	-	-	20 MM Electric Pr.
12,892	-	2,414	-	1,684	-	67,097	-	<u>Rockets</u>
-	-	-	-	-	-	108	-	5 in. HVAR
-	-	-	-	-	-	493	-	6.5 in. ATAR
-	-	-	-	-	-	-	-	6.5 in. ATAR Heads
-	-	75	-	-	-	122	-	<u>Unit-JATO</u>
-	-	-	-	36	-	1,123	-	MK 2 Mod 3
-	-	-	-	-	-	-	-	12/14 AS 1,000 DA
6,150	-	156,137	-	62,142	-	340,474	-	<u>Pyrotechnic Signals</u>
4,890	-	30,405	-	37,463	-	123,291	-	A/C AN M57-M45
1,362	-	-	-	-	-	2,193	-	A/C AN M53-M58
17,503	-	595	-	458	-	31,385	-	Drift - Day
2,588	-	5,694	-	10,497	-	32,523	-	Drift - Night
4,590	-	157	-	-	-	7,834	-	Distress - All Types
1,500	-	305	-	-	-	6,661	-	Bomb - Photoflash
-	-	-	-	-	-	-	-	Flare - Para
-	-	58	-	-	-	803	-	<u>Fire Bomb Material</u>
-	-	10	-	-	-	85	-	Igniter WP M15
-	-	20	-	-	-	420	-	Igniter MA M15
-	-	28	-	-	-	28	-	Igniter WP M16
-	-	-	-	-	-	-	-	Igniter MA M16
-	-	-	-	-	-	2,447	-	110 Gal Tank
-	-	-	9.4	-	-	-	378.4	NAPALM

b/ (3rd AD) - United Kingdom; c/ (Cair C) - Canal Zone and Puerto Rico.

TABLE 129 - INVENTORY OF COMBAT MUNITIONS LOCATED IN AIR

Type of Munitions	Stocks On Hand Cont. US		US Air Forces In Europe				MATS		Far East Air Forces	
			United Kingdom		Continental Europe		Rounds	Tons	Rounds	Tons
	Rounds	Tons	Rounds	Tons	Rounds	Tons				
31 DECEMBER 1950										
<u>Armor Piercing Bombs</u>										
1,000 lbs	-	-	-	-	-	-	-	-	-	-
1,600 lbs	-	-	-	-	-	-	-	-	-	-
<u>Semi-Armor Piercing Bombs</u>										
500 lbs	-	-	-	-	-	498	124	-	-	-
1,000 lbs	-	-	2,174	1,086	-	353	176	-	-	-
<u>Fragmentation Bombs</u>										
260 lbs	107,869	13,484	57,362	7,168	149	19	-	-	36,548	4,568
<u>Fragmentation Clusters</u>										
20 lbs x 6	1,903,000	111,941	-	-	-	-	-	-	4,784	281
23 lbs x 3	163,369	4,951	-	-	-	3,235	98	-	-	-
20 lbs x 20	36,417	7,283	-	-	-	-	-	-	25,160	5,032
90 lbs x 6	211,826	52,956	-	-	-	-	-	-	-	-
4 lbs x 90	-	-	-	-	-	-	-	-	-	-
<u>General Purpose Bombs</u>										
100 lbs	173,042	8,652	1,024	51	1,960	98	2,845	142	26,457	1,323
250 lbs	349,237	43,655	-	-	-	-	1,793	224	1,981	248
500 lbs	937,185	234,296	89,743	22,434	1,154	288	600	150	137,564	34,391
1,000 lbs	172,176	86,088	42,760	21,378	50	25	388	194	35,145	17,572
2,000 lbs	27,352	27,352	2,743	2,743	-	-	39	39	3,390	3,390
4,000 lbs (LC)	1,035	2,070	762	1,524	-	-	-	-	930	1,860
<u>Incendiary Bombs</u>										
100 lbs	1,060,064	36,554	-	-	132	5	-	-	24,840	857
500 lbs	21,697	5,424	-	-	-	-	-	-	192	48
<u>Incendiary Clusters</u>										
4 lbs x 110	62,059	15,515	-	-	-	-	-	-	-	-
6 lbs x 38	19,291	3,858	-	-	-	-	-	-	14,422	2,884
10 lbs x 38	19,291	4,823	10,952	2,738	-	-	-	-	36,434	9,108
<u>Cartridges A/C (M Rds)</u>										
50 Cal	82,000	-	34,499	-	58,367	-	13,005	-	46,751	-
20 MM Percus Pr.	1,748	-	-	-	-	-	165	-	2,000	-
20 MM Electric Pr.	-	-	-	-	-	-	-	-	-	-
<u>Hockets</u>										
5 in. HVAR	7,125	-	12,892	-	11,154	-	3,447	-	60,096	-
6.5 in. ATAR	-	-	-	-	-	-	-	-	1,352	-
6.5 in. ATAR Heads	-	-	-	-	-	-	-	-	3,743	-
M 34 Modific. Kit	-	-	-	-	-	-	-	-	-	-
<u>Unit - JATO</u>										
MK 2 Mod 3	-	-	-	-	-	-	-	-	1,629	-
12/14 AS 1,000 D4	-	-	-	-	-	-	-	-	-	-
<u>Pyrotechnic Signals</u>										
A/C AN M37-M45	-	-	14,590	-	13,462	-	2,038	-	133,920	-
A/C AN M53-M58	-	-	9,016	-	3,344	-	3,532	-	71,654	-
Drift - Day	-	-	1,786	-	335	-	125	-	70	-
Drift - Night	-	-	5,423	-	413	-	1,583	-	10,814	-
Distress - All Types	-	-	10,990	-	11,961	-	2,228	-	25,600	-
Bomb - Photoflash	-	-	7,767	-	-	-	349	-	5,992	-
Flare - Para M26	-	-	-	-	-	-	534	-	6,233	-
Bombardment Flare	-	-	1,490	-	-	-	1,000	-	-	-
<u>Fire Bomb Materiel</u>										
Igniter WP M15	-	-	-	-	813	-	-	-	15,707	-
Igniter NA M15	-	-	-	-	75	-	-	-	973	-
Igniter WF M16	-	-	-	-	540	-	-	-	13,207	-
Igniter NA M16	-	-	-	-	-	-	-	-	927	-
Fuze - M157-W-Burster	-	-	-	-	-	-	-	-	-	-
110 Cal Tank	-	-	-	-	-	-	-	-	23,101	-
NAPALM	-	-	-	-	-	14	-	4	-	773
<u>Razon - Bomb Tail Assembly</u>	-	-	-	-	-	-	-	-	-	-

d/ (SAC)-Puerto Rico

DEPOTS OUTSIDE OF CONTINENTAL US - QUARTERLY, F.Y. 1951 - CONTINUED

Alaskan Air Command		Caribbean Air Command		Strategic Air Command ^{d/}		Northeast Air Command ^{e/}		Total Overseas		Type of Munitions
Rounds	Tons	Rounds	Tons	Rounds	Tons	Rounds	Tons	Rounds	Tons	
31 DECEMBER 1950										
10	5	-	-	-	-	-	-	10	5	<u>Armor Piercing Bombs</u>
6	5	-	-	-	-	-	-	6	5	1,000 lbs
										1,600 lbs
50	12	-	-	-	-	-	-	548	136	<u>Semi-Armor Piercing Bombs</u>
23	11	-	-	-	-	-	-	2,550	1,273	500 lbs
										1,000 lbs
230	29	-	-	-	-	-	-	94,289	11,784	<u>Fragmentation Bombs</u>
										260 lbs
608	36	-	-	-	-	-	-	5,392	317	<u>Fragmentation Clusters</u>
1,029	306.6	-	-	-	-	-	-	4,264	404.6	20 lbs x 6
86	17	-	-	-	-	-	-	25,246	5,049	23 lbs x 3
-	-	-	-	-	-	-	-	-	-	20 lbs x 20
-	-	-	-	-	-	-	-	-	-	90 lbs x 6
-	-	-	-	-	-	-	-	-	-	4 lbs x 90
364	18	-	-	10	.5	80	4	32,740	1,636.5	<u>General Purpose Bombs</u>
978	121	-	-	523	65	-	-	5,275	658	100 lbs
20,846	5,211	-	-	1,440	360	-	-	251,347	62,384	250 lbs
4,906	2,452	-	-	720	360	-	-	83,969	41,981	500 lbs
690	690	-	-	288	288	-	-	7,150	7,150	1,000 lbs
-	-	-	-	-	-	-	-	1,692	3,384	2,000 lbs
-	-	-	-	-	-	-	-	-	-	4,000 lbs (LC)
343	12	-	-	-	-	-	-	25,315	874	<u>Incendiary Bombs</u>
50	12	-	-	-	-	-	-	242	60	100 lbs
										500 lbs
222	55	-	-	400	100	-	-	622	155	<u>Incendiary Clusters</u>
59	12	-	-	201	40	-	-	14,682	2,936	4 lbs x 110
56	14	-	-	-	-	-	-	47,442	11,860	6 lbs x 38
										10 lbs x 38
37,796	-	5	-	633	-	5,463	-	196,519	-	<u>Cartridges A/C (M Rds)</u>
385	-	-	-	-	-	-	-	2,550	-	50 Cal
55	-	-	-	-	-	4	-	59	-	20 MM Percus Fr.
										20 MM Electric Pr.
2,758	-	-	-	1,634	-	-	-	91,981	-	<u>Rockets</u>
-	-	-	-	-	-	-	-	1,352	-	5 in. HVAR
-	-	-	-	-	-	-	-	3,743	-	6.5 in. ATAR
-	-	-	-	-	-	-	-	-	-	6.5 in. ATAR Hds.
-	-	-	-	-	-	-	-	-	-	M34 Modific. Kit
-	-	-	-	-	-	-	-	-	-	<u>Unit - Jato</u>
-	-	-	-	32	-	28	-	1,689	-	MK 2 Mod 3
-	-	-	-	-	-	-	-	-	-	12/14 AS 1,000 D4
115,844	-	500	-	64,196	-	2,579	-	347,129	-	<u>Pyrotechnic Signals</u>
26,103	-	448	-	37,018	-	4,378	-	155,493	-	A/C AN M37-M45
495	-	-	-	220	-	290	-	3,321	-	A/C AN M53-M58
100	-	306	-	313	-	1,063	-	20,015	-	Drift - Day
5,617	-	568	-	10,158	-	4,573	-	71,695	-	Drift - Night
27	-	-	-	-	-	-	-	14,135	-	Distress - All Types
300	-	-	-	-	-	-	-	6,767	-	Bomb - Photoflash
								2,790	-	Flare - Para M26
								-	-	Bombardment Flare
52	-	-	-	-	-	-	-	16,572	-	<u>Fire Bomb Materiel</u>
10	-	-	-	-	-	-	-	1,058	-	Igniter WP M15
20	-	-	-	-	-	-	-	13,767	-	Igniter NA M15
28	-	-	-	-	-	-	-	955	-	Igniter WP M16
-	-	-	-	-	-	-	-	-	-	Igniter NA M16
-	-	-	-	-	-	-	-	-	-	Fuze-M157-W-Burster
-	9.4	-	-	-	-	-	-	23,101	-	110 Gal Tank
-	-	-	-	-	-	-	-	-	800.4	NAPALM
-	-	-	-	-	-	-	-	-	-	<u>Razon-Bomb Tail Assembly</u>

e/ (NEAC)-Greenland and Newfoundland

TABLE 129 - INVENTORY OF COMBAT MUNITIONS LOCATED IN AIR

Type of Munitions	Stocks On Hand Cont. US		US Air Forces in Europe £/				MATS		Far East Air Forces	
	Rounds	Tons	United Kingdom		Continental Europe		Rounds	Tons	Rounds	Tons
			Rounds	Tons	Rounds	Tons				
31 MARCH 1951										
<u>Armor Piercing Bombs</u>										
1,000 lbs	-	-	-	-	-	-	-	-	-	-
1,600 lbs	-	-	-	-	-	-	-	-	-	-
<u>Semi-Armor Piercing Bombs</u>										
500 lbs	-	-	-	-	-	-	498	124	-	-
1,000 lbs	-	-	2,174	1,087	-	-	353	176	-	-
<u>Fragmentation Bombs</u>										
260 lbs	105,554	13,194	56,083	7,010	127	16	-	-	25,432	3,179
<u>Fragmentation Clusters</u>										
20 lbs x 6	1,795,312	5,607	-	-	-	-	-	-	13,718	807
23 lbs x 3	163,920	4,967	-	-	-	-	1,978	60	-	-
20 lbs x 20	24,819	4,964	-	-	-	-	-	-	28,403	5,681
90 lbs x 6	221,090	55,272	-	-	-	-	-	-	-	-
4 lbs x 90	2,082	416	-	-	-	-	-	-	1,365	273
<u>General Purpose Bombs</u>										
100 lbs	78,356	3,918	1,024	51	1,903	95	1,344	67	10,389	519
250 lbs	339,153	42,394	-	-	1	-	1,749	219	1,374	172
500 lbs	980,191	245,048	88,988	22,247	1,592	398	30	7	85,073	21,268
1,000 lbs	173,416	86,708	42,484	21,242	50	25	-	-	34,468	17,234
2,000 lbs	34,930	34,930	2,743	2,743	-	-	-	-	1,036	1,036
4,000 lbs	2,389	4,778	762	1,524	-	-	-	-	870	1,740
<u>Incendiary Bombs</u>										
100 lbs	1,035,908	35,721	-	-	198	7	-	-	17,141	591
500 lbs	21,972	5,493	-	-	-	-	-	-	5,616	1,404
<u>Incendiary Clusters</u>										
4 lbs x 110	56,811	14,203	-	-	-	-	-	-	-	-
6 lbs x 38	16,467	3,293	-	-	-	-	-	-	11,910	2,382
10 lbs x 38	4,150	1,038	10,952	2,738	-	-	-	-	35,801	8,950
<u>Cartridges A/C (M Rds)</u>										
50 Cal	73,000	-	52,984	-	1,689	-	13,156	-	60,205	-
20 MM Percus. Pr.	1,670	-	-	-	-	-	89	-	537	-
20 MM Elec. Pr.	-	-	-	-	-	-	-	-	-	-
<u>Rockets</u>										
5 in. HVAR	1,602	-	12,692	-	3,687	-	-	-	185,583	-
6.5 in. ATAR Hds.	-	-	-	-	-	-	-	-	3,326	-
M34 Modific. Kit	-	-	-	-	-	-	-	-	-	-
<u>Unit JATO</u>										
MK2 Mod 3	-	-	-	-	-	-	-	-	-	-
12/14 AS, 1,000 D4	100	-	-	-	-	-	36	-	5,817	-
<u>Pyrotechnic Signals</u>										
AC, AN M37-M45	1,466,508	-	10,506	-	11,700	-	26,135	-	126,891	-
AC, AN M53-M58	1,719,877	-	6,329	-	3,229	-	14,546	-	70,194	-
Drift - Day	12	-	1,222	-	369	-	145	-	243	-
Drift - Night	186,553	-	8,961	-	207	-	1,443	-	10,372	-
Distress - All Types	354,761	-	6,529	-	10,307	-	1,653	-	18,075	-
Bomb - Photoflash	-	-	7,567	-	-	-	324	-	5,482	-
Flare - Para	-	-	1,490	-	-	-	2,108	-	6,329	-
<u>Fire Bomb Material</u>										
Igniter WP M15	4,522	-	-	-	748	-	-	-	15,913	-
Igniter NA M15	1,844	-	-	-	75	-	-	-	1,887	-
Igniter WP M16	23,632	-	-	-	522	-	-	-	15,780	-
Igniter NA M16	4,353	-	-	-	-	-	-	-	863	-
90 Gal Tank	-	-	-	-	-	-	-	-	-	-
110 Gal Tank	-	-	-	-	-	-	-	-	28,384	-
NAPALM	-	71	-	-	-	13	-	2	-	787
<u>Razon Bomb Tail</u>										
									627	-

f/ (3rd AD) - Assigned to USAFE on 23 January 1951.

DEPOTS OUTSIDE OF CONTINENTAL US - QUARTERLY, F.Y. 1951 - CONTINUED

Alaskan Air Command		Caribbean Air Command		Strategic Air Command		Northeast Air Command		Total Overseas		Type of Munitions
Rounds	Tons	Rounds	Tons	Rounds	Tons	Rounds	Tons	Rounds	Tons	
31 MARCH 1951										
10	5	-	-	-	-	-	-	10	5	<u>Armor Piercing Bombs</u>
6	5	-	-	-	-	-	-	6	5	1,000 lbs
										1,600 lbs
50	12	-	-	-	-	-	-	548	136	<u>Semi-Armor Piercing Bombs</u>
23	11	-	-	-	-	-	-	2,550	1,275	500 lbs
										1,000 lbs
1,637	205	-	-	-	-	-	-	83,279	10,410	<u>Fragmentation Bombs</u>
										260 lbs
367	22	-	-	-	-	-	-	14,083	829	<u>Fragmentation Clusters</u>
20		-	-	-	-	-	-	1,998	60	20 lbs x 6
524	105	-	-	-	-	-	-	28,927	5,786	23 lbs x 3
										20 lbs x 20
										90 lbs x 6
										4 lbs x 90
349	17	-	-	-	-	120	6	15,129	756	<u>General Purpose Bombs</u>
968	121	-	-	-	-	-	-	4,092	512	100 lbs
20,924	5,231	-	-	1,440	260	-	-	198,047	49,511	250 lbs
4,790	2,395	-	-	720	360	-	-	82,512	41,256	500 lbs
718	718	-	-	288	288	-	-	4,785	4,785	1,000 lbs
4	8	-	-	-	-	-	-	1,636	3,272	2,000 lbs
										4,000 lbs
548	19	-	-	1,600	55	-	-	19,487	672	<u>Incendiary Bombs</u>
50	12	-	-	1	-	1	-	5,668	1,416	100 lbs
										500 lbs
222	55	-	-	400	100	-	-	622	155	<u>Incendiary Clusters</u>
				201	40	-	-	12,111	2,422	4 lbs x 110
115	29	-	-	-	-	-	-	46,868	11,717	6 lbs x 38
										10 lbs x 38
34,623	-	5	-	633	-	5,605	-	168,900	-	<u>Cartridges A/C (M Rds)</u>
								626	-	50 Cal
57						4		61	-	20 MM Percus Fr.
										20 MM Elec. Pr.
1,364	-	-	-	1,364	-	-	-	204,960	-	<u>Rockets</u>
								3,326	-	5 in. HVAR
										6.5 in. ATAR Hds.
										M 34 Modific. Kit
										<u>Unit JATO</u>
		89	-	16	-	26	-	5,984	-	MK2 Mod 3
										12/14 AS, 1,000 D4
144,250	-	455	-	61,688	-	1,430	-	383,035	-	<u>Pyrotechnic Signals</u>
30,850	-	381	-	36,834	-	3,388	-	165,751	-	AC, AN M37-M45
485	-	-	-	220	-	159	-	2,843	-	AC, AN M53-M68
111	-	344	-	449	-	523	-	22,410	-	Drift - Day
6,690	-	292	-	6,705	-	579	-	52,830	-	Drift - Night
27	-	-	-	-	-	-	-	13,400	-	Distress - All Types
500	-	-	-	-	-	-	-	10,427	-	Bomb-Photoflash
										Flare - Para
										<u>Fire Bomb Materiel</u>
								16,661	-	Igniter WP M15
								1,962	-	Igniter NA M15
								16,302	-	Igniter WP M16
								863	-	Igniter NA M16
								28,384	-	110 Gal Tank
	8							-	810	NAPALM
								627	-	<u>Razon Bomb Tail</u>

SOURCE: Materiel Statistics Division-Director of Statistical Services-DCS/C

DEPOTS OUTSIDE OF CONTINENTAL US - QUARTERLY, F.Y. 1951 - CONTINUED

Alaskan Air Command		Caribbean Air Command		Strategic Air Command		Northeast Air Command		Total Overseas		Type of Munitions.
Rounds	Tons	Rounds	Tons	Rounds	Tons	Rounds	Tons	Rounds	Tons	
30 JUNE 1951										
10	5	-	-	-	-	-	-	10	5	<u>Armor Piercing Bombs</u>
6	5	-	-	-	-	-	-	6	5	1,000 lbs 1,600 lbs.
49	12	-	-	-	-	-	-	547	137	<u>Semi-Armor Piercing Bombs</u>
41	20	-	-	-	-	-	-	3,448	1,724	500 lbs 1,000 lbs
2,192	274	-	-	-	-	-	-	98,997	12,375	<u>Fragmentation Bombs</u>
367	22	-	-	-	-	-	-	18,184	1,070	<u>Fragmentation Clusters</u>
20	-	-	-	-	-	-	-	1,998	60	20 lbs x 6 23 lbs x 3
628	126	-	-	-	-	-	-	31,918	6,384	20 lbs x 20 90 lbs x 6
272	68	-	-	-	-	-	-	272	68	4 lbs x 90
-	-	-	-	-	-	-	-	3,537	707	
347	17	-	-	10	-	134	7	87,546	4,376	<u>General Purpose Bombs</u>
976	122	-	-	503	63	30	4	4,526	566	100 lbs 250 lbs
19,893	4,973	-	-	1,440	360	-	-	253,894	63,473	500 lbs 1,000 lbs
4,487	2,243	-	-	720	360	-	-	90,173	45,086	2,000 lbs 4,000 lbs (LG)
696	696	-	-	288	288	-	-	13,854	13,854	
4	8	-	-	-	-	-	-	2,896	5,792	
520	18	-	-	1,600	55	-	-	116,200	4,007	<u>Incendiary Bombs</u>
50	12	-	-	-	-	1	-	13,760	3,440	100 lbs 500 lbs
222	55	-	-	400	100	-	-	622	155	<u>Incendiary Clusters</u>
50	10	-	-	201	40	-	-	9,774	1,955	4 lbs x 110 6 lbs x 38
132	33	-	-	-	-	-	-	55,339	13,835	10 lbs x 38
34,464	-	232	-	633	-	6,193	-	246,791	-	<u>Cartridges (M Rds)</u>
-	-	-	-	-	-	-	-	629	-	50 Cal 20 MM Percus. Fr.
407	-	-	-	-	-	-	-	682	-	20 MM Electric Fr.
4,967	-	-	-	1,634	-	-	-	189,865	-	<u>Rockets</u>
-	-	-	-	-	-	-	-	-	-	5 in. FVAR 6.5 in. ATAR
-	-	-	-	-	-	-	-	3,888	-	6.5 in. ATAR Heads M34 Modification Kit
-	-	-	-	-	-	-	-	-	-	
292	-	89	-	12	-	42	-	13,051	-	<u>Unit - JATO</u>
-	-	-	-	-	-	-	-	-	-	NK 2 Mod 3 12/14 - AS 1,000 D4
142,734	-	754	-	64,655	-	1,020	-	386,369	-	<u>Pyrotechnic Signals</u>
30,393	-	375	-	35,777	-	3,019	-	161,627	-	AN M37-M45 AN M53-M58
200	-	-	-	220	-	1,053	-	3,248	-	Drift - Day Drift - Night
582	-	344	-	295	-	485	-	33,060	-	Distress - All Types Bomb - Photoflash
4,439	-	-	-	8,446	-	77	-	51,691	-	Flare - Para
130	-	-	-	-	-	-	-	16,066	-	
342	-	-	-	-	-	-	-	15,814	-	
594	-	-	-	-	-	-	-	79,208	-	<u>Fire Bomb Material</u>
-	-	-	-	80	-	-	-	13,446	-	Igniter WF M15 Igniter NA M15
594	-	-	-	80	-	-	-	85,592	-	Igniter WF M16 Igniter NA M16
-	-	-	-	-	-	-	-	5,326	-	90 Cal Tank 110 Cal Tank
-	-	-	-	-	-	-	-	9,956	-	NAPALM
-	10	-	-	-	-	-	-	-	1,146	
-	-	-	-	-	-	-	-	784	-	<u>Razen - Bomb Tail</u>

TABLE 130 - STATUS OF GENERAL PURPOSE VEHICLES BY COMMAND - QUARTERLY, F.Y. 1951

STATUS	Total	ADC	AFN a/	AMC b/	APG	ARD	ATRC	AU	ConAC	
<u>30 September 1950</u>										
Authorized	39,711	-	-	4,477	741	-	4,303	388	5,018	
In Use	36,042	-	-	5,749	740	-	4,184	358	3,340	
Total on Property Acct	47,101	-	-	8,597	830	-	4,422	382	4,183	
<u>31 December 1950</u>										
Authorized	43,812	-	-	5,686	866	-	4,948	455	3,476	
In Use	39,949	-	-	6,051	861	-	4,432	383	2,629	
Total on Property Acct	53,025	-	-	9,504	1,030	-	5,117	409	3,315	
<u>31 March 1951</u>										
Authorized	54,974	4,316	-	6,180	916	-	5,760	434	1,206	
In Use	48,715	3,148	8	6,792	905	-	5,637	395	1,087	
Total on Property Acct	61,207	4,047	8	10,012	1,107	-	6,507	557	1,174	
<u>30 June 1951</u>										
Authorized	57,477	4,972	-	5,644	927	1,172	6,211	435	1,809	
In Use	51,651	3,496	11	6,152	853	1,584	5,990	424	1,537	
Total on Property Acct	62,406	4,043	11	9,841	890	1,598	6,810	458	1,635	
	HqC	LRPG	TAC	MATS			SAC			
				Contl.	O/S	Total	Contl.	O/S	Total	
<u>30 September 1950</u>										
Authorized	904	262	-	729	2,687	3,416	4,809	201	5,010	
In Use	833	276	-	606	2,405	3,011	3,318	200	3,518	
Total on Property Acct	883	284	-	696	2,810	3,506	4,938	221	5,159	
<u>31 December 1950</u>										
Authorized	906	312	1,909	393	1,480	1,873	5,350	296	5,646	
In Use	1,028	267	1,563	394	1,498	1,892	3,906	227	4,133	
Total on Property Acct	1,131	281	2,083	486	1,686	2,172	5,982	243	6,225	
<u>31 March 1951</u>										
Authorized	1,017	363	3,553	498	1,483	1,981	4,255	227	4,482	
In Use	951	315	1,992	520	1,544	2,064	4,226	220	4,446	
Total on Property Acct	1,206	318	2,923	578	1,721	2,299	6,004	244	6,248	
<u>30 June 1951</u>										
Authorized	1,193	-	4,767	566	945	1,511	5,170	236	5,406	
In Use	931	-	3,042	613	1,025	1,638	4,690	232	4,922	
Total on Property Acct	1,021	-	3,748	747	1,208	1,955	5,626	245	5,871	
	USAFSS			AAC	Cair C	FEAF	NEAC	USAFE	3rd Div	SPW
	Contl.	O/S	Total							
<u>30 September 1950</u>										
Authorized	10	-	10	2,205	202	7,668	-	3,322	1,496	289
In Use	-	-	-	1,814	183	6,983	-	3,478	1,304	271
Total on Property Acct	10	-	10	2,473	336	8,775	-	4,853	2,089	319
<u>31 December 1950</u>										
Authorized	245	-	245	2,259	195	8,700	915	3,457	1,675	289
In Use	53	-	53	1,787	177	8,821	608	3,489	1,518	257
Total on Property Acct	143	-	143	2,693	345	10,374	717	4,973	2,195	318
<u>31 March 1951</u>										
Authorized	117	249	366	2,030	295	14,522	1,094	6,174	c/	285
In Use	6	163	169	1,765	281	11,902	847	5,805	-	206
Total on Property Acct	82	178	260	2,434	345	13,158	913	7,457	-	234
<u>30 June 1951</u>										
Authorized	165	360	525	2,090	296	13,512	1,107	5,608	-	292
In Use	15	365	380	1,869	282	12,249	838	5,244	-	209
Total on Property Acct	101	380	481	2,322	333	13,302	910	6,936	-	241

a/ Air Force Finance Division - established 1 Jan 1951

b/ Includes AMA Depot Stocks


c/ Lost to USAFE SOURCE: Materiel Statistics Division-Director of Statistical Services-DCS/C

TABLE 131 - USAF AIRCRAFT SPARE PARTS - VALUE IN INVENTORY AND ON-ORDER

(The Value of On-Order materials include both initial and replenishment spares for in-service aircraft and provisioned production aircraft that are on contract and/or purchase request.)


Property Class	MANUFACTURER - or MAJOR COMPONENT	January 1951		Number of Active Items
		Value Inventory	Value on Order	
	TOTAL	\$1,440,110,351	\$735,298,534	154,913
	AIRFRAME PARTS - TOTAL	498,133,878	169,766,903	86,735
01-B	Consolidated	16,759,777	9,693,114	11,265
01-C	Curtiss	24,882,112	1,132,560	1,706
01-D	Douglas	92,040,662	31,059,092	17,754
01-E	Northrup	162,420	882,357	1,656
01-F	Boeing	236,114,059	48,708,197	20,363
01-G	Miscellaneous	384,645	1,614,291	897
01-H	Beech	12,450,791	343,100	2,317
01-L	Lockheed	12,991,050	17,101,671	5,729
01-M	North American	70,112,367	46,498,090	16,221
01-N	Republic	25,778,588	8,629,362	4,687
01-R	Fairchild	6,260,803	3,715,769	3,271
01-T	Bell	150,554	388,458	631
01-U	Piper, Aeronca, Taylor	46,050	842	238
	COMPONENTS & RELATED SPARE PARTS - TOTAL	941,976,473	565,531,631	68,178
02-B	Auxiliary Aircraft Engine	5,931,448	5,106,605	826
02-C	Continental Engine Spare Parts	144,402	90,097	523
02-D	Wright Engine Spare Parts	35,139,671	24,989,422	3,950
02-E	Lycoming Engine Spare Parts	755,615	356,807	341
02-G	Jacobs Engine Spare Parts	13,586	4,187	77
02-H	Pratt Whitney Engine Spare Parts	124,704,264	32,137,996	7,938
02-I	Allison Engine Spare Parts	5,842,685	833,149	1,194
02-J	Pacifiard Engine Spare Parts	15,134,142	2,737,528	2,346
02-P	Franklin Engine Spare Parts	263,655	66,882	684
02-Q	Jet Engine Spare Parts	47,873,327	94,459,212	3,364
03-A	Propellers & Related Parts	76,600,549	3,080,644	3,106
03-B	Wheels & Brakes Parts	23,273,794	12,342,699	299
03-C	Aircraft Electric Equipment	41,731,472	10,052,806	2,693
03-D	Carburetors	45,111,789	49,214,539	6,077
03-E	Superchargers	19,838,567	10,945,979	71
03-F	Miscellaneous Aircraft Accessories	14,961,966	12,578,669	983
03-G	Hydraulic Struts	19,074,990	4,912,747	321
03-H	Ignition Systems	43,921,002	30,373,225	2,072
03-I	Fuel, Hydraulic, Vacuum Systems	64,287,758	11,884,625	1,466
03-J	Aircraft Engine Accessories	6,173,179	2,948,462	196
03-K	Breathing Oxygen Equipment	8,681,772	1,180,455	384
03-L	Auxiliary Fuel Tanks	20,566,321	35,213,548	80
03-M	Transmission Systems	2,953,041	3,457,583	1,051
03-N	In-Flight Refueling Equipment	71,206	-	3
04-A	Aircraft Hardware	42,387,889	18,574,398	12,981
04-B	Rubber Materials	3,793,073	9,780,849	2,356
04-C	Casings & Intertubes	25,093,637	12,840,303	1,024
05-A	Navigation Instruments	4,429,946	4,234,123	45
05-C	Flight Instruments	47,559,596	9,060,905	51
05-D	Engine Instruments	15,521,081	6,707,115	288
05-E	Instruments Maintenance Parts	3,905	2,529	3
05-F	Automatic Pilots & Gyros	15,733,389	12,286,800	120
05-G	Miscellaneous Instruments	10,869,982	2,011,513	463
05-H	Simulated Instruments	918,944	136,304	60
11-A	Bombing Equipment	67,628,065	105,906,273	5,335
11-B	Gunning Equipment	10,223,386	21,538,241	1,037
11-D	Local Fire Control	907,552	-	630
11-E	Central Fire Control	73,855,826	13,486,412	3,740

Source: Aircraft & Armament Division - D/SS.



PART VI

**AIRCRAFT ENGINES
AND PROPELLERS**



AIRCRAFT ENGINES AND PROPELLERS

The information contained in this section provides data on factory deliveries of military aircraft engines and propellers.

The data include number and type of engines, their unit power and average unit cost, procured by the USAF for USAF use and for the Navy, and all engines procured by the Navy for the USAF.

In order to distinguish the difference in average unit cost of experimental, special test and prototype models and those models procured under usual production contracts, a separate tabulation is presented for each type of procurement, followed by a recapitulation of all factory deliveries of Jet and Reciprocating engines for the USAF.

Factory deliveries of military aircraft engines for the Fiscal Year 1951 totaled 10,836 engines for USAF, Navy and for "Other". Of this number 6,699 were Jet engines and 4,137 were of the Reciprocating type.

In Table No. 130 it should be noted that "Average Operating Hours of Selected Aircraft Engines Removed Since Manufacture or Between Major Overhaul", average operating hours per engine represent average hours flown on engines since manufacture or between major overhaul.

Data on the status of aircraft engines in Continental U.S. reflect the number of engines that are serviceable and reparable. Data on the number of installed engines in Continental U.S. are not available for this reporting period. The regulation governing reporting of aircraft engines is being revised and it is expected that an accurate installed inventory will be available by the last quarter of Fiscal Year 1952.

TABLE 132 - FACTORY DELIVERIES OF MILITARY AIRCRAFT ENGINES FOR USAF - QUARTERLY, F.Y. 1951

Includes all engines accepted by the USAF for USAF use and for the Navy; and all engines accepted by the Navy for the USAF. Excludes engines accepted by the Navy for the Navy. Average unit cost represents weighted average. Prices are subject to change due to redetermination or renegotiation of contracts.

MANUFACTURER MODEL AND ENGINE SERIES	UNIT POWER (Pounds Thrust or Horsepower)	FISCAL YEAR 1951							
		1st Quarter		2nd Quarter		3rd Quarter		4th Quarter	
		Number	Average Unit Cost	Number	Average Unit Cost	Number	Average Unit Cost	Number	Average Unit Cost
PRODUCTION CONTRACTS - (Excludes Experimental and Service Test Models)									
TOTAL		1,854		2,420		3,197		3,371	
Aircooled Motors -									
Syracuse, NY									
0-425-1 b/	256 HP	4	- c/	3	- c/	-	-	-	-
0-335-5 b/	200 HP	10	- c/	5	- c/	5	- c/	70	2,600
0-335-6 a/	200 HP	-	-	-	-	1	2,676	-	-
Allison -									
Indianapolis, Ind.:									
J-33-A-10 a/	4,600 Lbs	18	21,825	-	-	22	21,825	-	-
-16 a/	6,150 Lbs	3	30,650	-	-	2	30,650	48	30,650
-18 a/	4,600 Lbs	-	-	-	-	-	-	6	20,000
-27	5,850 Lbs	-	-	2	60,000	-	-	-	-
-29	6,350 Lbs	1	80,000	-	-	-	-	-	-
-31	4,600 Lbs	2	26,251	-	-	2	26,251	11	26,251
-33	4,600 Lbs	143	31,000	177	31,000	324	30,415	280	30,415
-35	4,600 Lbs	310	19,390	182	19,147	76	19,147	70	19,147
-35 a/	4,600 Lbs	37	19,390	60	19,147	24	19,147	-	-
J-35-A-17 a/ b/	4,900 Lbs	23	34,715	46	31,576	4	31,576	-	-
-17A	4,900 Lbs	113	34,715	201	31,576	333	31,576	190	31,576
-17B	4,900 Lbs	113	34,715	201	32,317	333	32,317	190	32,317
-21	5,100 Lbs	48	44,219	82	40,750	181	41,471	58	41,780
-21A	5,100 Lbs	-	-	-	-	-	-	122	41,780
-29	5,600 Lbs	-	-	-	-	-	-	8	34,272
-29 b/	5,600 Lbs	-	-	-	-	-	-	73	40,249
Continental Motors -									
Muskegon, Mich.:									
0-470-11 b/	213 HP	-	-	122	2,160	429	2,160	450	2,320
Continental - (A&E)									
Detroit, Mich.:									
R-975-34 a/	525 HP	7	25,830	8	22,789	13	22,789	14	41,844
-34	525 HP	-	-	1	22,789	-	-	-	-
General Electric -									
Lockland, Ohio:									
J-47-GE-11	5,200 Lbs	-	-	45	44,656	251	38,190	286	38,190
-13	5,200 Lbs	76	44,656	-	-	-	-	44	49,698
-17	5,375 Lbs	-	-	-	-	3	66,710	6	66,710
-19	5,200 Lbs	184	44,656	345	44,656	320	44,656	264	40,388
General Electric -									
West Lynn, Mass.:									
J-47-GE-11	5,200 Lbs	-	-	38	38,190	227	38,190	135	38,190
-13	5,200 Lbs	55	38,736	12	38,736	18	38,736	-	-
-13 b/	5,200 Lbs	-	-	-	-	30	- c/	14	- c/
-17	5,375 Lbs	1	66,710	2	66,710	2	66,710	-	-
-19	5,200 Lbs	244	44,656	383	44,656	69	44,656	-	-
-23	5,910 Lbs	-	-	8	47,392	27	47,392	310	47,392
Pratt & Whitney -									
E. Hartford, Conn.:									
J-48-F-1	6,250 Lbs	2	- a/	-	-	-	-	-	-
-3	8,000 Lbs	-	-	-	-	-	-	4	- c/
R-2180-11	1,700 HP	-	-	-	-	2	- c/	5	- c/
R-2800-97	2,100 HP	2	30,500	22	30,500	12	30,500	-	-
R-4360-20W-WA	3,250 HP	185	48,741	248	48,741	62	48,741	51	48,741
-35 B	3,250 HP	2	45,029	127	45,029	144	45,029	34	45,029
-35 A, C	3,250 HP	67	44,361	10	44,361	164	44,361	225	44,361
-41 A	3,250 HP	81	- c/	1	- c/	-	-	130	49,219
-53	3,500 HP	18	78,034	73	78,034	131	78,034	145	83,000
-55	3,150 HP	-	-	-	-	3	- c/	5	- c/

TABLE 132 - FACTORY DELIVERIES OF MILITARY AIRCRAFT ENGINES FOR USAF - QUARTERLY, F.Y. 1951 -- CONTINUED

MANUFACTURER MODEL AND ENGINE SERIES	UNIT POWER (Pounds Thrust or Horsepower)	FISCAL YEAR - 1951							
		1st Quarter		2nd Quarter		3rd Quarter		4th Quarter	
		Number	Average Unit Cost	Number	Average Unit Cost	Number	Average Unit Cost	Number	Average Unit Cost
PRODUCTION CONTRACTS - (Excludes Experimental and Service Test Models)									
Wright Aeronautical - Woodridge, N. J. :									
R-1300-1	800 HP	77	\$ 18,125	81	\$ 18,005	114	\$ 16,700	100	\$ 16,858
-2 a/	800 HP	-	-	-	-	-	-	3	17,729
R-1820-76A a/	1,425 HP	-	-	-	-	7	19,462	5	19,462
-76B	1,425 HP	25	19,462	27	19,465	48	13,610	43	19,429
-80 a/	1,475 HP	-	-	-	-	-	-	4	19,845
-101	1,425 HP	5	20,291	-	-	-	-	-	-
-103	1,425 HP	-	-	1	c/	-	-	2	19,540
R-3350-26 WA a/	2,700 HP	21	40,094	39	40,094	52	40,094	74	40,094
-30 W	3,250 HP	4	69,500	1	69,500	-	-	-	-
-30 W a/	3,250 HP	86	69,393	68	69,500	90	61,370	82	55,606
EXPERIMENTAL AND SERVICE TEST									
TOTAL		<u>3</u>		<u>2</u>		<u>1</u>		<u>11</u>	
Allison - Indianapolis, Ind. :									
XJ-33-A-27	5,850 Lbs	1	60,000	1	60,000	-	-	-	-
XJ-33-A-29	6,350 Lbs	2	80,000	1	80,000	-	-	-	-
Continental -(A&E) Detroit, Mich. :									
XO-476-5 b/	275 HP	-	-	-	-	1	94,888	9	13,575
Pratt & Whitney - East Hartford, Conn. :									
YJ-57-P-3	8,700 Lbs	-	-	-	-	-	-	2	347,600

a/ USAF for Navy b/ USAF for Other c/ Data not available

RECAPITULATION OF FACTORY DELIVERIES OF MILITARY AIRCRAFT ENGINES
(Includes Experimental and Service Test Models)

DELIVERIES	UNIT POWER (Pounds Thrust or Horsepower)	FISCAL YEAR 1951							
		1st Quarter		2nd Quarter		3rd Quarter		4th Quarter	
		Number	Total Pounds Thrust or H.P.	Number	Total Pounds Thrust or H.P.	Number	Total Pounds Thrust or H.P.	Number	Total Pounds Thrust or H.P.
JET ENGINES - Total	5,058 LBS	1,263	6,225,225	1,585	7,977,805	1,920	9,619,945	1,931	10,063,350
For USAF	5,056 Lbs	1,182	5,841,075	1,479	7,476,405	1,838	9,220,445	1,790	9,258,950
For NAVY	4,973 Lbs	58	271,450	60	276,000	48	223,900	54	322,800
For OTHER a/	5,238 Lbs	23	112,700	46	225,400	34	175,600	87	481,600
RECIPROCATING ENGINES - Total	2,098	594	1,616,199	837	2,022,929	1,278	2,332,502	1,451	2,707,275
For USAF	2,786 Lbs	466	1,273,300	592	1,664,675	680	1,858,650	740	2,105,875
For NAVY	2,500 Lbs	114	339,875	116	330,700	163	381,200	252	503,075
For OTHER b/	214 HP	14	3,024	129	27,554	435	92,652	459	98,325

a/ Consists of Mutual Defense Assistance Program and Royal Canadian Air Force

b/ Consists of Army only

TABLE 133 - FACTORY DELIVERIES OF MILITARY PROPELLERS

(1) Includes only propeller models on which there were deliveries during F.Y. 1951. (2) Excludes Navy for Navy.
 (3) Unit Cost represents the Average Contract price. Different Contract prices for similar models were weighted on the basis of the number of propellers.)

MANUFACTURER AND MODEL	FISCAL YEAR 1951							
	1st Quarter		2nd Quarter		3rd Quarter		4th Quarter	
	No.	AVERAGE UNIT COST	No.	AVERAGE UNIT COST	No.	AVERAGE UNIT COST	No.	AVERAGE UNIT COST
TOTAL	662	\$ 14,070.00	853	\$ 13,764.00	840	\$ 12,866.00	1,047	\$ 11,780.00
Aero Products:								
A-422-E-1.	114	\$ 2,412.00	114	\$ 2,483.00	114	\$ 2,784.00	141	\$ 3,004.00
A-642-U-8 a/.	60	\$ 4,174.00	110	\$ 4,192.00	170	\$ 4,713.00	210	\$ 5,176.00
Curtiss-Wright:								
C-634-S.	90	\$ 11,456.70	138	\$ 11,456.70	155	\$ 11,456.00	186	\$ 11,456.70
C-644-SB	118	\$ 13,964.25	133	\$ 13,964.25	69	\$ 13,964.25	91	\$ 13,964.25
C-736-SP	155	\$ 28,846.54	210	\$ 28,846.54	191	\$ 28,846.54	167	\$ 28,846.54
Hamilton Standard:								
23260 b/.	43	\$ 9,505.00	38	\$ 9,505.00	10	\$ 7,863.00	10	\$ 7,863.00
24260 b/ c/.	23	\$ 15,000.00	42	\$ 10,523.00	66	\$ 10,523.00	162	\$ 10,523.00
24260 b/ d/.	59	\$ 15,000.00	68	\$ 10,260.00	65	\$ 10,260.00	80	\$ 10,260.00

a/ USAF for NAVY

b/ NAVY for USAF

c/ Blades used in C-97 aircraft

d/ Blades used in C-119 aircraft

Source: Plans, Programs and Analysis Office, Comptroller, Hq AMC.

TABLE 134 - AVERAGE OPERATING HOURS OF SELECTED AIRCRAFT ENGINES REMOVED SINCE MANUFACTURE OR BETWEEN MAJOR OVERHAULS - IN CONTINENTAL US BY TYPE OF ENGINE

(1) Data are based on the number of engines (and the average operating time of those engines) overhauled during the six-month period ended on the date given, with the exception of the data given under the date 31 July 1951. Data under that date represent the four-months period ended with 31 July 1951. (2) These data are based on engines operated in the Continental U.S. only and overhauled at AMC depots. Engines operated overseas (but overhauled at AMC depots) are excluded.

ENGINE TYPE	6-Months Ending 30 September 1950		6-Months Ending 31 December 1950		6-Months Ending 31 March 1951		6-Months Ending 31 July 1951	
	Engines Over- hauled	Avg. Oper. Hours Per Engine	Engines Over- hauled	Avg. Oper. Hours Per Engine	Engines Over- hauled	Avg. Oper. Hours Per Engine	Engines Over- hauled	Avg. Oper. Hours Per Engine
J-33.	297	95	311	97	483	118	328	131
J-35.	341	92	408	82	481	88	321	77
J-47.	276	61	303	97	380	111	203	111
R-985.	154	901	40	842	a/	a/	318	979
R-1340.	313	806	303	836	115	822	217	861
R-1830.	207	617	369	697	710	802	678	836
R-2000.	259	522	459	604	676	628	298	731
R-2600.	399	627	331	675	427	695	612	672
R-2800.	103	224	144	231	132	266	174	217
R-3350.	1,178	203	969	198	627	204	283	204
R-4360.	573	259	719	264	683	280	567	331
O-190.	31	258	33	279	14	357	a/	a/
O-205.	28	351	40	346	15	329	a/	a/
O-425.	12	109	a/	a/	15	96	a/	a/
O-435.	96	249	132	247	69	261	a/	a/
O-470.	63	335	79	303	24	172	a/	a/
V-1650.	415	240	591	255	594	235	400	203
V-1710.	89	320	81	310	46	307	15	261

a/ No engines overhauled during the period, or insufficient engines overhauled to provide a reliable average.

Source: Plans, Programs and Analysis office, Comptroller, Hq - AMC.

TABLE 135 - AVERAGE MAN HOURS EXPENDED PER MAJOR ENGINE OVERHAUL AT AIR MATERIEL COMMAND
AIR DEPOTS IN CONTINENTAL US, BY TYPE OF ENGINE

(1) Data reported in each column represent the number of engines (and the average man hours expended on those engines) reported on work orders completed during the quarter ended on the dates given. (2) Data are based on all engines overhauled at AMC depots and include engineoperated overseas as well as those operated in Continental U.S.)

ENGINE TYPE	30 September 1950		31 December 1951		31 March 1951		30 June 1951	
	Engines Over-hauled	Avg. Man Hours Per Engine	Engines Over-hauled	Avg. Man Hours Per Engine	Engines Over-hauled	Avg. Man Hours Per Engine	Engines Over-hauled	Avg. Man Hours Per Engine
J-33.	321	354	272	368	561	341	491	350
J-35.	204	383	39	421	297	436	514	445
J-47.	480	436	118	406	140	445	286	419
R-985.	192	183	320	143	14	188	a/	a/
R-1340.	91	108	306	213	1	221	a/	a/
R-1820.	a/	a/	a/	a/	a/	a/	50	192
R-1830.	94	344	316	309	330	370	780	353
R-2000.	1,018	263	285	410	419	358	514	340
R-2600.	89	295	228	298	130	276	325	362
R-2800.	76	603	44	345	22	346	358	426
R-3350.	802	464	2,808	468	745	306	1,109	480
R-4360.	160	1,152	429	861	370	1,084	261	1,160
O-190.	13	110	a/	a/	10	160	a/	a/
O-335.	2	506	a/	a/	a/	a/	a/	a/
O-425.	7	152	a/	a/	a/	a/	a/	a/
O-435.	21	156	a/	a/	a/	a/	a/	a/
V-1650.	212	431	549	408	671	402	2,080	407
V-1710.	29	407	75	392	73	402	67	469

a/ No overhauls during the period.

Source: Plans, Programs and Analysis Office, Comptroller, Hq AMC.

TABLE 136 - STATUS OF SPARE AIRCRAFT ENGINES IN CONTINENTAL US

(Data on installed engines in the Continental US are not available for this reporting period. The regulation governing reporting of aircraft engines is being revised and it is expected that an accurate installed inventory will be available by the last quarter of Fiscal Year 1952.)

Engine Type	FISCAL YEAR 1951											
	30 Sep 1951			31 Dec 1950			31 Mar 1951			30 June 1951		
	Total	Service-able	Repar-able	Total	Service-able	Repar-able	Total	Service-able	Repar-able	Total	Service-able	Repar-able
TOTAL	50,077	20,897	29,180	49,358	19,565	29,793	50,787	19,461	31,326	51,875	19,511	32,364
J-31.	7	7	-	2	2	-	7	5	2	9	7	2
J-33.	1,894	1,209	685	2,017	1,232	785	2,410	1,685	725	2,447	1,581	866
J-35.	1,604	796	808	1,385	898	487	1,361	790	571	1,777	740	1,037
J-47.	-	-	-	-	-	-	-	-	-	2,737	2,033	704
O-170	441	369	72	440	337	103	471	333	138	434	307	127
O-190	169	167	2	225	184	41	192	158	34	183	161	22
O-200	20	18	2	21	16	5	20	15	5	22	17	5
O-290	19	16	3	19	15	4	19	15	4	16	11	5
O-335	6	3	3	21	-	21	20	1	19	11	9	2
O-405	85	81	4	86	80	6	86	80	6	86	80	6
O-425	93	85	8	100	75	25	105	68	37	97	51	46
O-435	1,171	226	945	1,207	205	1,002	1,172	184	988	972	135	837
O-440	-	-	-	107	106	1	107	106	1	106	106	-
O-470	80	18	62	57	6	51	63	7	56	221	159	62
R-680	277	239	38	278	239	39	279	239	40	274	234	40
R-755	4	2	2	3	1	2	4	2	2	5	2	3
R-975	2	-	2	2	-	2	2	-	2	2	-	2
R-985	3,079	1,180	1,899	3,226	1,089	2,137	3,132	920	2,212	2,950	665	2,285
R-1340.	2,338	847	1,491	2,440	788	1,652	2,277	716	1,561	2,243	521	1,722
V-1650.	4,175	889	3,286	3,878	955	2,923	3,878	1,057	2,821	3,812	1,227	2,585
V-1710.	520	370	150	520	277	243	417	254	163	416	281	135
R-1820.	1,433	1,175	258	1,421	994	427	1,501	914	587	1,478	683	795
R-1830.	3,698	1,716	1,982	3,927	1,560	2,367	4,090	1,717	2,373	4,091	1,645	2,446
R-2000.	1,394	758	636	1,170	692	478	1,278	739	539	1,097	635	462
R-2600.	2,711	961	1,750	2,768	757	2,011	2,782	597	2,185	2,793	448	2,345
R-2800.	8,415	4,675	3,740	8,076	3,661	4,415	6,990	2,413	4,577	6,672	2,527	4,145
R-3350.	11,140	2,566	8,574	10,902	2,501	8,401	11,510	2,845	8,665	12,011	2,902	9,109
R-4360.	1,021	539	482	1,008	598	410	1,393	820	573	1,537	842	695
E-005	-	-	-	42	8	34	45	6	39	48	9	39
V-032	2,408	378	2,030	2,143	702	1,441	2,696	753	1,943	3,108	1,341	1,767
OTHER	1,873	1,607	266	1,867	1,587	280	2,480	2,022	458	220	152	68

TABLE 137 - STATUS OF INSTALLED AND SPARE

COMMAND AND TYPE OF ENGINE	FISCAL YEAR 1951							
	30 September 1950				31 December 1950			
	TOTAL	In- stalled	Service- able	Re- parable	TOTAL	In- stalled	Service- ables	Re- parable
TOTAL	8,228	4,461	3,159	608	8,849	4,655	3,650	544
Alaskan Air Command	826	459	295	72	867	417	386	64
J-33	201	120	56	25	238	123	105	10
J-35	8	-	8	-	3	-	3	-
J-47	2	-	-	-	2	-	-	-
O-170	1	-	1	-	-	-	-	-
O-425	6	3	3	-	5	1	2	2
O-435	11	2	9	-	10	2	8	-
R-755	18	8	9	1	17	7	8	2
R-985	40	17	23	-	36	15	19	2
R-1340	6	1	4	1	5	1	4	-
R-1820	73	40	31	2	74	36	33	5
R-1830	171	106	51	14	188	94	77	17
R-2000	121	72	30	19	148	78	60	10
R-2600	2	-	2	-	-	-	-	-
R-2800	57	20	34	3	35	10	23	2
R-3350	74	48	23	3	65	28	27	10
R-4360	6	-	4	2	6	-	4	2
V-1710	29	22	5	2	35	22	11	2
Caribbean Air Command	128	67	44	17	100	58	38	4
O-425	1	1	-	-	13	8	3	2
O-435	3	-	2	1	4	-	2	2
O-470	1	-	1	-	1	-	1	-
R-985	4	1	2	1	2	2	-	-
R-1820	14	1	6	7	15	12	3	-
R-1830	85	56	23	6	54	34	20	-
R-2000	10	4	6	-	6	-	6	-
R-2600	-	-	-	-	-	-	-	-
R-2800	10	4	4	2	5	2	3	-
US Air Forces in Europe	1,145	691	370	84	1,102	634	337	131
J-33	110	30	65	15	34	12	8	14
J-35	93	89	3	1	326	173	118	35
O-170	-	-	-	-	2	-	-	2
O-435	42	23	10	9	29	25	-	4
O-470	-	-	-	-	-	-	-	-
R-985	13	2	11	-	13	2	11	-
R-1340	27	18	9	-	47	19	6	22
R-1820	127	56	54	17	85	40	38	7
R-1830	298	195	84	19	312	211	71	30
R-2000	88	24	59	5	50	16	22	12
R-2800	326	242	66	18	204	136	63	5
R-3350	21	12	9	-	-	-	-	-
Far East Air Force	4,914	2,698	1,902	314	5,138	2,686	2,227	225
J-33	894	487	368	39	822	370	417	35
J-35	-	-	-	-	65	52	4	9
O-170	24	-	24	-	37	-	32	5
J-47	-	-	-	-	27	16	10	1
O-190	5	-	5	-	5	-	1	4
O-205	1	-	-	1	4	-	3	1
O-300	25	10	15	-	16	16	-	-
O-335	-	-	-	-	-	-	-	-
O-405	1	-	1	-	1	-	1	-
O-435	52	31	20	1	79	23	42	14
O-470	5	-	5	-	2	-	-	2
R-670	1	-	1	-	1	-	1	-
R-985	201	117	84	-	188	114	69	5
R-1340	186	111	60	15	156	99	53	4
V-1650	625	165	425	35	394	88	293	13
V-1710	148	49	98	1	148	63	84	1
R-1820	261	140	108	13	252	146	97	9
R-1830	393	188	195	10	414	182	206	26
R-2000	412	168	136	108	506	308	178	20
R-2600	2	-	2	-	-	-	-	-
R-2800	482	282	170	30	743	478	231	34
R-3350	971	746	180	45	1,022	550	451	21
R-4360	225	204	5	16	256	181	54	21

AIRCRAFT ENGINES IN OVERSEAS COMMANDS

FISCAL YEAR 1951								COMMAND AND TYPE OF ENGINE
31 MARCH 1951				30 JUNE 1951				
TOTAL	In- stalled	Service- able	Re- parable	TOTAL	In- stalled	Service- able	Re- parable	
9,753	5,157	4,008	588	8,967	5,088	3,313	566 TOTAL
783	412	283	88	724	446	209	69 Alaskan Air Command
211	115	76	20	181	108	54	21 J-33
4	1	3	-	3	-	3	- J-35
2	-	2	-	2	-	2	- J-47
4	1	2	1	4	2	2	- O-170
10	2	8	-	7	4	3	- O-425
19	8	9	2	15	6	9	- O-435
40	16	20	4	26	15	9	2 R-755
3	1	2	-	2	-	2	- R-985
70	48	19	3	83	60	20	3 R-1340
181	98	62	21	184	111	52	21 R-1820
103	48	39	16	104	60	24	20 R-1830
-	-	-	-	-	-	-	- R-2000
33	10	22	1	33	12	21	- R-2600
64	44	9	11	55	48	5	2 R-2800
5	-	3	2	5	2	3	- R-3350
34	20	7	7	20	20	-	- R-4360
82	56	21	5	95	52	37	6 V-1710
9	8	1	-	12	8	4	- Caribbean Air Command
2	-	2	-	4	-	4	- O-425
2	-	2	-	3	-	3	- O-435
2	-	2	-	4	-	2	- O-470
15	12	3	-	19	12	3	4 R-985
45	32	10	3	46	28	16	2 R-1820
5	-	3	2	3	-	3	- R-1830
2	2	-	-	4	2	2	- R-2000
-	-	-	-	-	-	-	- R-2600
2	2	-	-	4	2	2	- R-2800
1,079	592	313	174	903	575	212	116 US Air Forces in Europe
14	10	1	3	13	11	1	1 J-33
309	154	61	94	209	141	13	55 J-35
2	2	-	-	2	-	-	2 O-170
23	17	1	5	47	16	17	14 O-435
7	-	6	1	-	-	-	- O-470
4	-	4	-	3	-	3	- R-985
23	17	5	1	32	17	5	- R-1340
77	42	31	4	77	47	28	2 R-1820
296	203	66	27	266	191	48	27 R-1830
91	15	71	5	65	16	45	4 R-2000
230	132	66	32	188	132	45	11 R-2800
3	-	1	2	11	4	7	- R-3350
5,904	3,073	2,570	261	5,318	3,044	1,988	286 Far East Air Force
964	404	513	47	912	345	495	72 J-33
142	105	12	25	177	129	38	10 J-35
16	-	16	-	14	-	14	- O-170
260	158	80	22	195	95	84	16 J-47
14	-	14	-	1	-	1	- O-190
4	-	3	1	6	-	6	- O-205
5	5	-	-	2	2	-	- O-300
-	-	-	-	2	-	2	- O-335
1	-	1	-	1	-	1	- O-405
14	5	4	5	37	24	3	10 O-435
44	-	43	1	59	-	57	2 O-470
1	-	-	-	-	-	-	- R-670
170	110	60	-	172	115	52	5 R-985
163	126	25	12	120	85	27	8 R-1340
754	302	434	18	569	277	280	12 V-1650
81	36	45	-	84	44	37	3 V-1710
219	148	61	1	217	148	58	11 R-1820
384	210	175	12	359	248	95	16 R-1830
457	316	95	46	446	320	104	22 R-2000
-	-	-	-	-	-	-	- R-2600
837	403	405	29	726	464	216	46 R-2800
1,105	567	512	26	934	575	311	48 R-3350
269	178	90	1	285	173	107	5 R-4360

TABLE 137 - STATUS OF INSTALLED AND SPARE


COMMAND AND TYPE OF ENGINE	FISCAL YEAR 1951							
	30 September 1950				31 December 1950			
	TOTAL	In- stalled	Service- able	Re- parable	TOTAL	In- stalled	Service- able	Re- parable
<u>Joint Brazil - U. S.</u>								
<u>Military Commission a/</u>	20	14	3	3	34	17	14	3
R-1820	6	4	2	-	12	6	4	2
R-1830	14	10	1	3	22	11	10	1
<u>MATS Overseas</u>	750	347	316	87	675	302	292	73
J-35	2	-	2	-	-	-	-	-
J-47	-	-	-	-	-	-	-	-
O-170	2	-	2	-	-	-	-	-
O-190	1	-	1	-	1	-	1	-
O-435	6	4	2	-	6	4	2	-
R-985	12	3	9	-	9	3	6	-
R-1340	3	-	3	-	3	-	3	-
R-1820	91	45	34	12	51	28	17	6
R-1830	109	44	58	7	71	32	33	6
R-2000	319	160	82	57	313	164	108	41
R-2800	40	12	26	2	36	-	32	4
R-3350	125	47	71	7	154	56	87	11
R-4360	40	12	26	2	31	16	10	5
<u>Third Air Division</u>	247	105	125	17	701	422	253	26
J-33	25	25	-	-	35	30	4	1
J-35	43	10	28	5	2	-	1	1
J-47	-	-	-	-	-	-	-	-
R-985	8	8	-	-	10	8	2	-
R-1340	-	-	-	-	-	-	-	-
R-1820	7	4	3	-	7	4	3	-
R-1830	56	46	7	3	70	52	15	3
R-2000	51	8	43	-	59	4	55	-
R-2800	5	-	5	-	-	-	-	-
R-3350	12	4	4	4	139	4	127	8
R-4360	40	-	35	5	379	320	46	13
<u>North East Air Command</u>	143	52	79	12	104	42	48	14
J-35	2	-	-	-	2	-	2	-
R-985	3	-	2	1	3	-	3	-
R-1820	12	-	12	-	7	-	6	1
R-1830	37	10	26	1	30	8	22	-
R-2000	67	32	26	9	40	24	5	11
R-2800	20	10	9	1	20	10	8	2
R-3350	2	-	2	-	2	-	2	-
<u>Strategic Air Command</u>	55	28	25	2	128	76	48	4
O-190	-	-	-	-	-	-	-	-
O-470	1	-	1	-	-	-	-	-
R-985	2	2	-	-	2	2	-	-
R-1820	14	8	5	1	14	8	5	1
R-1830	31	16	14	1	30	16	12	2
R-2000	-	-	-	-	-	-	-	-
R-2800	7	2	5	-	16	10	6	-
R-3350	-	-	-	-	28	16	11	1
R-4360	-	-	-	-	38	24	14	-

a/ For engine reporting purposes JBUSMC is considered an Overseas Command.

AIRCRAFT ENGINES IN OVERSEAS COMMANDS --- CONTINUED


FISCAL YEAR 1951								COMMAND AND TYPE OF ENGINE
31 MARCH 1951				30 JUNE 1951				
TOTAL	In- stalled	Service- able	Re- parable	TOTAL	In- stalled	Service- able	Re- parable	
18	14	3	1	17	14	2	1	Joint Brazil - U. S.
6	4	2	-	6	4	1	1	Military Commission a/
12	10	1	1	11	10	1	-	.R-1820
								.R-1830
665	309	320	36	714	307	365	42	MATS Overseas
				1	-	1	-	J-35
								J-47
1	-	1	-	1	-	1	-	.O-170
4	3	1	-	10	2	8	-	.O-190
9	3	6	-	13	3	10	-	.O-435
3	-	3	-	3	-	3	-	.R-985
55	33	18	4	84	32	43	9	.R-1340
65	34	30	1	74	40	31	3	.R-1820
325	148	151	26	280	144	117	19	.R-1830
25	4	21	-	25	2	22	1	.R-2000
152	68	79	5	179	64	106	9	.R-2800
26	16	10	-	44	20	23	1	.R-3350
								.R-4360
693	380	310	3	626	307	302	25	Third Air Division
10	10	-	-	1	1	-	-	J-35
20	2	17	1	83	70	9	4	J-47
20	16	4	-	33	24	7	2	J-47
11	8	3	-	8	4	4	-	.R-985
2	2	-	-	1	1	-	-	.R-1340
7	4	3	-	7	4	2	1	.R-1820
86	66	19	1	60	38	20	2	.R-1830
58	4	54	-	54	-	53	1	.R-2000
								.R-2800
348	216	131	1	223	84	137	2	.R-3350
131	52	79	-	226	143	70	13	.R-4360
214	117	79	18	250	134	96	20	North East Air Command
2	-	2	-	2	-	2	-	J-35
7	4	3	-	7	2	5	-	.R-985
42	28	13	1	43	32	9	2	.R-1820
53	21	31	1	72	36	31	5	.R-1830
80	44	22	14	98	44	45	9	.R-2000
28	20	6	2	27	20	3	4	.R-2800
2	-	2	-	1	-	1	-	.R-3350
315	204	109	2	250	147	102	1	Strategic Air Command
				2	-	2	-	.O-190
								.O-470
2	2	-	-	1	1	-	-	.R-985
9	4	5	-	3	-	3	-	.R-1820
36	20	16	-	32	16	16	-	.R-1830
				4	-	-	-	.R-2000
16	10	5	1	17	10	7	-	.R-2800
134	84	50	-	83	36	47	-	.R-3350
118	84	33	1	108	80	27	1	.R-4360

a/ For engine reporting purposed JBUSMC is Considered an Overseas Command.



PART VII.....

OILS AND LUBES



OILS AND LUBES

The information contained in this section summarizes the world-wide USAF FUEL INVENTORY AND ISSUES of aviation fuel - as of 30 June 1951. Reported in accordance with AF M&S Directive No. 67-12, dated 1 November 1948 (Revised AFR 67-64 dated 2 July 1951.

Summary Table No. 138 reflects the INVENTORY OF USAF-OWNED FUEL on hand at bases and terminals, enroute and cached - in Zone of the Interior and overseas. The 11.6 million barrels of aviation fuel on hand (exclusive of enroute stocks) at bases and terminals on 30 June 1951 represented an increase of 129% over the fiscal year 1951 opening inventory of 5.1 million barrels. The changing nature of AF fuel requirements is clearly indicated by the shift in emphasis to different grades of fuel in the inventory build-up. On 1 July 1950 there were 882,000 barrels of 115/145 fuel on hand. By 30 June 1951, inventories of 115/145 had increased by over three million barrels. Jet fuel, too, was built up to 2.9 million barrels from an opening inventory of less than 900,000 barrels. Although stocks of 100/115 fuel were built up some 1.4 million barrels from an opening inventory of 3.2 million barrels, the relative importance of this grade of fuel declined from 64% of the total inventory at the start of the fiscal year to 40% at the close of the fiscal year.

NET ISSUES AND LOSSES OF AVIATION FUEL in the possession of all USAF (including USAF Reserves and Air National Guard) activities, worldwide, which have fuel servicing responsibilities, and from which aircraft possessed or are under contract by USAF, operate are presented in Table No. 142. Emergency purchases of fuel from commercial sources (AF Form 15) are included, but fuel issues TO the USAF by other agencies, such as Navy or contractors, is not included.

The Fiscal Year 1951 quarterly status of USAF-OWNED AND/OR LEASED BULK PETROLEUM STORAGE CAPACITY WORLDWIDE is indicated in Table No. 143. The data are reported in thousands of barrels. In accordance with Munitions Board Form DD-MB 331, capacity of less than 500 barrels is not reported.

TABLE 138 - SUMMARY USAF AVIATION FUEL INVENTORY AS OF 30 JUN 1951

Location	Total	Grade of Fuel (Barrels of 42 US Gallons)									
		100/130		115/145		JP-1		JP-3		91/98	
		Bulk	Drum	Bulk	Drum	Bulk	Drum	Bulk	Drum	Bulk	Drum
<u>TOTAL</u>	<u>12,639,571</u>	<u>4,712,291</u>	<u>173,459</u>	<u>4,007,905</u>	<u>124,643</u>	<u>1,479,037</u>	<u>183,315</u>	<u>1,767,373</u>	<u>84,557</u>	<u>104,286</u>	<u>2,701</u>
<u>ZONE OF INTERIOR</u>											
<u>Total</u>	<u>4,721,466</u>	<u>1,866,891</u>	<u>835</u>	<u>1,458,771</u>	<u>-</u>	<u>119,337</u>	<u>1,381</u>	<u>1,168,927</u>	<u>3,524</u>	<u>101,800</u>	<u>-</u>
<u>Bases a/</u>	<u>1,307,986</u>	<u>645,970</u>	<u>835</u>	<u>350,060</u>	<u>-</u>	<u>9,530</u>	<u>1,381</u>	<u>231,370</u>	<u>3,524</u>	<u>65,316</u>	<u>-</u>
<u>Terminals</u>	<u>3,250,480</u>	<u>1,170,921</u>	<u>-</u>	<u>1,108,711</u>	<u>-</u>	<u>109,807</u>	<u>-</u>	<u>824,557</u>	<u>-</u>	<u>36,484</u>	<u>-</u>
<u>Enroute</u>	<u>163,000</u>	<u>50,000</u>	<u>-</u>	<u>-</u>	<u>-</u>	<u>-</u>	<u>-</u>	<u>113,000</u>	<u>-</u>	<u>-</u>	<u>-</u>
<u>OVERSEAS</u>											
<u>Total</u>	<u>7,918,105</u>	<u>2,845,400</u>	<u>172,624</u>	<u>2,549,138</u>	<u>124,643</u>	<u>1,359,700</u>	<u>181,934</u>	<u>598,446</u>	<u>81,033</u>	<u>2,486</u>	<u>2,701</u>
<u>Bases</u>	<u>1,746,220</u>	<u>633,192</u>	<u>87,852</u>	<u>599,589</u>	<u>21,149</u>	<u>252,084</u>	<u>77,340</u>	<u>62,603</u>	<u>7,224</u>	<u>2,486</u>	<u>2,701</u>
<u>Terminals</u>	<u>5,341,597</u>	<u>b/1,975,301</u>	<u>84,772</u>	<u>1,848,168</u>	<u>103,494</u>	<u>763,616</u>	<u>104,594</u>	<u>387,843</u>	<u>c/ 73,809</u>	<u>-</u>	<u>-</u>
<u>Caches</u>	<u>3,288</u>	<u>2,907</u>	<u>-</u>	<u>381</u>	<u>-</u>	<u>-</u>	<u>-</u>	<u>-</u>	<u>-</u>	<u>-</u>	<u>-</u>
<u>Enroute</u>	<u>827,000</u>	<u>234,000</u>	<u>-</u>	<u>101,000</u>	<u>-</u>	<u>344,000</u>	<u>-</u>	<u>148,000</u>	<u>-</u>	<u>-</u>	<u>-</u>

a/ Excludes Dow AFB.

b/ Includes 13,063 bbls, in bulk credit, French Army Petroleum Depots, and 15,714 bbls in USAF tank cars.

c/ Includes 73,809 bbls. stocked in storage sites operated by the United States Army or the French Army.

SOURCE: Materiel Statistics Division - Director of Statistical Services - DCS/C

TABLE 139 - USAF AVIATION FUEL INVENTORY IN OVERSEAS TERMINALS - 30 JUN 1951

OVERSEAS TERMINALS	TOTAL	GRADE OF FUEL (BARRELS OF 42 U S GALLONS)							
		100/130		115/145		JP-1		JP-3	
		Bulk	Drum	Bulk	Drum	Bulk	Drum	Bulk	Drum
TOTAL	5,341,597	1,975,301	84,772	1,848,168	103,494	763,616	104,594	387,843	73,809
ALASKAN AIR COMMAND	244,494	94,800	-	78,100	-	-	-	71,594	-
Elmendorf	150,500	74,300	-	24,800	-	-	-	51,400	-
Whittier	60,500	18,500	-	23,300	-	-	-	18,700	-
Skagway	30,000	-	-	30,000	-	-	-	-	-
Big Delta	3,494	2,000	-	-	-	-	-	1,494	-
CARIBBEAN AIR COMMAND	65,873	65,873	-	-	-	-	-	-	-
Albrook	65,873	65,873	-	-	-	-	-	-	-
FAR EAST AIR FORCES	2,533,345	948,766	84,772	605,200	103,494	686,519	104,594	-	-
Bataan	109,795	52,129	-	22,987	-	34,679	-	-	-
Hachinohe	24,716	8,128	-	-	-	16,588	-	-	-
Inchon	18,428	9,423	-	-	-	9,005	-	-	-
Koshima	1,149,521	393,531	-	402,796	-	353,194	-	-	-
Minoshima	430,138	288,432	-	50,529	-	91,177	-	-	-
Pandacan	8,433	2,676	-	-	-	5,757	-	-	-
Pusan	110,989	-	46,181	-	14,223	-	50,585	-	-
Saitozaki	94,752	26,165	775	-	-	67,812	-	-	-
Sasebo	59,357	-	400	23,124	8,778	27,055	-	-	-
Tokuyama	85,753	-	13,780	-	66,115	-	5,858	-	-
Ulsan	69,854	-	18,632	-	3,104	-	48,118	-	-
Yokohama	273,667	112,636	4,998	64,321	10,427	81,252	33	-	-
Yoshiura	97,942	55,646	6	41,443	847	-	-	-	-
MILITARY AIR TRANSPORT SV	511,174	371,415	-	139,759	-	-	-	-	-
Hvalfjordur	171,654	31,895	-	139,759	-	-	-	-	-
Pearl City	121,096	121,096	-	-	-	-	-	-	-
Waikakalana	218,424	218,424	-	-	-	-	-	-	-
US AIR FORCES IN EUROPE	1,986,711	494,447	-	1,025,109	-	77,097	-	316,249	73,809
Farge Bremerhaven	3,902	-	-	1,332	-	-	-	2,570	-
Frankfurt	1,750	-	-	1,750	-	-	-	-	-
Friedham	44,194	16,737	-	-	-	-	-	27,457	-
a/French Army Petrol Depots:									
Chevillon	1,965	1,965	-	-	-	-	-	-	-
Brion Sur Source	2,381	2,381	-	-	-	-	-	-	-
Conde de Suipe	1,571	1,571	-	-	-	-	-	-	-
Amilly	5,956	5,956	-	-	-	-	-	-	-
Woippy	1,190	1,190	-	-	-	-	-	-	-
US Army Rhein General Dep:									
Kaiserlautern	15,714	b/ 15,714	-	-	-	-	-	-	-
c/France:									
Fountainbleau	9,524	-	-	-	-	-	-	-	9,524
Montereau	35,713	-	-	-	-	-	-	-	35,713
Sens	11,905	-	-	-	-	-	-	-	11,905
Samur	9,524	-	-	-	-	-	-	-	9,524
Ste Sulpice	7,143	-	-	-	-	-	-	-	7,143
United Kingdom:									
Avonmouth	470,846	87,160	-	383,686	-	-	-	-	-
Hamble	760	-	-	-	-	-	-	760	-
Stanlow	49,996	49,996	-	-	-	-	-	-	-
Thameshaven	181,619	42,690	-	32,178	-	-	-	106,751	-
Fawley	1,428	-	-	-	-	-	-	1,428	-
Brampton	50,079	-	-	50,079	-	-	-	-	-
Caernarvon	4,547	-	-	4,547	-	-	-	-	-
Chappel	15,226	-	-	-	-	15,226	-	-	-
Claydon	26,742	-	-	-	-	26,742	-	-	-
Islip	29,957	-	-	29,957	-	-	-	-	-
Massingham	33,887	-	-	33,887	-	-	-	-	-
Misterton	16,215	-	-	16,215	-	-	-	-	-
Poole	72,032	-	-	-	-	-	-	72,032	-
Purton	216,660	71,157	-	145,503	-	-	-	-	-
Rowfont	98,260	-	-	-	-	-	-	98,260	-
Sandy	311,957	104,019	-	207,938	-	-	-	-	-
Thelford	119,340	93,911	-	25,429	-	-	-	-	-
Watton	35,129	-	-	-	-	35,129	-	-	-
Wilton	8,814	-	-	8,814	-	-	-	-	-
Wye	6,991	-	-	-	-	-	-	6,991	-
French Morocco:									
Casa Blanca	83,794	-	-	83,794	-	-	-	-	-

a/ Bulk credit b/ USAF tank cars c/ Storage sites operated by the US Army or the French Army
SOURCE: Materiel Statistics Division - Director of Statistical Services - DCS/C

TABLE 140 - USAF AVIATION FUEL INVENTORY IN OVERSEAS BASES

AS OF 30 JUNE 1951

OVERSEAS BASES	TOTAL	GRADE OF FUEL (BARRELS OF 42 U S GALLONS)									
		100/130		115/145		JP-1		JP-3		91/98	
		Bulk	Drum	Bulk	Drum	Bulk	Drum	Bulk	Drum	Bulk	Drum
TOTAL	1,746,220	633,192	87,852	599,589	21,149	252,084	77,340	62,603	7,224	2,486	2,701
ALASKAN AIR COMMAND	284,535	181,492	12,680	52,242	-	-	-	28,311	4,704	2,486	2,620
Bartez Island	331	208	-	-	-	-	-	-	-	123	-
Eilson	58,331	18,407	-	39,924	-	-	-	-	-	-	-
Elmendorf	45,596	32,754	4,149	5,065	-	-	-	3,628	-	-	-
Galena	2,620	-	-	-	-	-	-	-	-	-	2,620
Kenai	4,164	-	-	-	-	-	-	-	4,164	-	-
Ladd	76,750	47,102	3,083	1,342	-	-	-	24,683	540	-	-
Marks	8,588	6,225	-	-	-	-	-	-	-	2,363	-
Naknek	5,448	-	5,448	-	-	-	-	-	-	-	-
Shemya	71,616	65,705	-	5,911	-	-	-	-	-	-	-
Thornbrough	11,091	11,091	-	-	-	-	-	-	-	-	-
CARIBBEAN AIR COMD	11,775	11,775	-	-	-	-	-	-	-	-	-
Albrook	11,775	11,775	-	-	-	-	-	-	-	-	-
FAR EAST AIR FORCES	743,284	275,963	75,156	92,570	20,518	207,564	71,513	-	-	-	-
Anderson	17,474	6,656	3,173	7,645	-	-	-	-	-	-	-
Ashiya	16,621	3,600	5,099	1,670	5,738	-	514	-	-	-	-
Brady	735	-	-	-	-	-	-	-	-	-	-
Chinhoe	10,907	8,787	2,020	-	-	-	100	-	-	-	-
Chitose	1,856	-	378	-	-	-	1,478	-	-	-	-
Clark	56,818	19,454	4,817	7,024	1,340	18,688	5,495	-	-	-	-
Hansda	18,003	15,286	-	1,564	-	153	-	-	-	-	-
Haranomachi	5	-	5	-	-	-	-	-	-	-	-
Hoengsong	198	-	-	-	198	-	-	-	-	-	-
Itami	1,085	328	182	-	-	-	575	-	-	-	-
Itauke	32,767	3,028	744	435	412	22,968	5,180	-	-	-	-
Iwo Jima	12,036	10,071	1,965	-	-	-	-	-	-	-	-
Johnson	20,092	4,730	381	158	721	8,855	5,247	-	-	-	-
Kadena	170,551	105,918	-	30,433	-	34,200	-	-	-	-	-
Kangnung	1,477	-	1,460	-	-	-	17	-	-	-	-
Kimpo	20,183	-	2,350	-	933	-	16,900	-	-	-	-
Komatsu	12	-	12	-	-	-	-	-	-	-	-
Kunshan	4,980	-	200	-	-	-	4,780	-	-	-	-
Machinato	6,410	-	6,410	-	-	-	-	-	-	-	-
Matsushima	1,887	915	252	-	-	-	720	-	-	-	-
Miho	4,054	3,173	619	-	-	-	262	-	-	-	-
Misawa	43,750	6,005	3,005	464	232	28,748	5,296	-	-	-	-
Nagoya	12,335	600	909	941	-	9,357	528	-	-	-	-
Naha	158,810	55,060	1,550	40,780	-	61,420	-	-	-	-	-
Niigata	1,695	-	499	-	-	860	336	-	-	-	-
Pusan	17,284	-	8,565	-	8,457	-	262	-	-	-	-
Pyongtaek	1,760	-	1,720	-	-	-	40	-	-	-	-
Sakata	5	-	5	-	-	-	-	-	-	-	-
Suwan	14,369	-	7,650	-	19	-	6,700	-	-	-	-
Tachikawa	18,147	7,251	6,688	1,456	330	-	2,422	-	-	-	-
Taegu	21,180	-	10,180	-	-	-	11,000	-	-	-	-
Taegu-2	1,130	-	1,130	-	-	-	-	-	-	-	-
Tsuiki	14,448	901	378	-	-	11,277	1,892	-	-	-	-
Wa, Jima	5	-	5	-	-	-	-	-	-	-	-
Yokota	36,569	22,465	1,385	-	1,263	10,073	1,383	-	-	-	-
Yongil	1,342	-	276	-	875	-	191	-	-	-	-
Yongdongpo	1,339	-	1,144	-	-	-	195	-	-	-	-
Yongtan	965	-	-	-	-	965	-	-	-	-	-
MATS	197,748	66,916	16	113,477	-	7,773	298	6,747	2,520	-	1
Haneda	19,752	17,402	-	2,233	-	-	117	-	-	-	-
Hickam	6,686	-	16	6,542	-	-	127	-	-	-	1
Johnston	56,922	38,461	-	18,461	-	-	-	-	-	-	-
Keflavik	27,049	10,999	-	8,277	-	7,773	-	-	-	-	-
Lages	70,093	-	-	67,573	-	-	-	-	2,520	-	-
Wheeler	54	54	-	-	-	-	-	-	-	-	-
Wheelus	17,192	-	-	10,391	-	-	54	6,747	-	-	-

TABLE 140 - USAF AVIATION FUEL INVENTORY IN OVERSEAS BASES -- CONTINUED

OVERSEAS BASES	TOTAL	GRADE OF FUEL (BARRELS OF 42 U S GALLONS)									
		100/130		115/145		JP-1		JP-3		91/98	
		Bulk	Drum	Bulk	Drum	Bulk	Drum	Bulk	Drum	Bulk	Drum
<u>NORTHEAST AIR COMD</u>	<u>353,735</u>	-	-	<u>298,640</u>	<u>631</u>	<u>35,475</u>	<u>5,529</u>	<u>13,380</u>	-	-	<u>80</u>
BW 1	32,784	-	-	22,217	-	10,567	-	-	-	-	-
BW 8	16,897	-	-	14,497	-	-	-	2,400	-	-	-
East Harmon	83,422	-	-	72,442	-	-	-	10,980	-	-	-
Goose Bay	217,037	-	-	187,519	-	24,908	4,530	-	-	-	80
Pepperrell	2,964	-	-	1,965	-	-	999	-	-	-	-
Thule	631	-	-	-	631	-	-	-	-	-	-
<u>STRATEGIC AIR COMD</u>	<u>138,956</u>	<u>94,306</u>	-	<u>41,972</u>	-	<u>233</u>	-	<u>2,445</u>	-	-	-
Bassingbourne	3,576	25	-	3,551	-	-	-	-	-	-	-
Lakenheath	3,448	736	-	2,712	-	-	-	-	-	-	-
Manston	3,015	570	-	-	-	-	-	2,445	-	-	-
Marham	2,028	-	-	2,028	-	-	-	-	-	-	-
Mildenhall	2,649	-	-	2,649	-	-	-	-	-	-	-
Ramey	120,268	92,046	-	28,222	-	-	-	-	-	-	-
Sculthorpe	1,347	900	-	214	-	233	-	-	-	-	-
Wyton	2,625	29	-	2,596	-	-	-	-	-	-	-
<u>U S AIR FORCES IN EUROPE</u>	<u>16,187</u>	<u>2,740</u>	-	<u>688</u>	-	<u>1,039</u>	-	<u>11,720</u>	-	-	-
Erding	660	660	-	-	-	-	-	-	-	-	-
Furstenfeldbruck	6,756	948	-	-	-	-	-	5,808	-	-	-
Neuberg	7,044	1,132	-	-	-	-	-	5,912	-	-	-
Rhein Mein	1,378	a/ -	-	688	-	b/ 690	-	a/ -	-	-	-
Wiesbaden	349	a/ -	-	-	-	b/ 349	-	-	-	-	-

a/ Serviced by contract with contractor-owned stocks into plane

b/ Stocks, government-owned, condemned for non-conformance with specifications

SOURCE: Materiel Statistics Division - Director of Statistical Services - DCS/C

TABLE 141 - ISSUANCE OF AVIATION FUEL BY OCTANE RATING

(Includes issues for use by USAF aircraft and Air Reserve only. Does not include issues to foreign Air Force or other government agencies, or non-aircraft issues, such as crash boats and block testing. There were no issuances of 73 octane fuel during F.Y. 1951.)

OCTANE RATING	FISCAL YEAR 1951				
	TOTAL	1st Qtr	2nd Qtr	3rd Qtr	4th Qtr
	(In Thousands of Gallons)				
<u>World-Wide - TOTAL</u>	<u>969,863</u>	<u>198,515</u>	<u>195,014</u>	<u>258,485</u>	<u>317,849</u>
80	936	208	135	362	231
91	30,684	7,338	6,589	6,960	9,797
130	488,158	113,181	106,899	121,627	146,451
115/145	168,417	29,705	36,759	43,277	58,676
JP-1	131,034	37,042	20,902	40,730	32,360
JP-3	150,634	11,041	23,730	45,529	70,334
<u>Continental U.S. (Excluding MATS) - TOTAL</u>	<u>541,944</u>	<u>116,658</u>	<u>111,058</u>	<u>133,869</u>	<u>180,359</u>
80	472	101	98	108	165
91	30,500	7,288	6,556	6,930	9,726
130	257,919	61,753	56,077	61,266	78,823
115/145	89,350	18,322	16,854	22,092	32,082
JP-1	45,728	20,494	13,480	10,062	1,692
JP-3	117,975	8,700	17,993	33,411	57,871
<u>Overseas (Excluding MATS) - TOTAL</u>	<u>310,220</u>	<u>57,343</u>	<u>56,334</u>	<u>95,620</u>	<u>100,923</u>
80	440	105	31	246	58
91	11	-	3	-	8
130	143,902	30,484	30,052	40,273	43,093
115/145	47,958	7,868	13,093	12,343	14,654
JP-1	85,277	16,545	7,418	30,651	30,663
JP-3	32,632	2,341	5,737	12,107	12,447
<u>MATS - TOTAL</u>	<u>117,699</u>	<u>24,514</u>	<u>27,622</u>	<u>28,996</u>	<u>36,567</u>
80	24	2	6	8	8
91	173	50	30	30	63
130	86,337	20,944	20,770	20,088	24,535
115/145	31,109	3,515	6,812	8,842	11,940
JP-1	29	3	4	17	5
JP-3	27	-	-	11	16
<u>MATS - Continental U.S. - TOTAL</u>	<u>55,902</u>	<u>10,931</u>	<u>12,402</u>	<u>14,859</u>	<u>17,710</u>
80	19	2	4	7	6
91	165	49	26	28	62
130	40,773	9,130	9,604	10,443	11,596
115/145	14,889	1,747	2,764	4,353	6,025
JP-1	25	3	4	13	5
JP-3	31	-	-	15	16
<u>MATS - Overseas - TOTAL</u>	<u>61,797</u>	<u>13,583</u>	<u>15,220</u>	<u>14,137</u>	<u>18,857</u>
80	5	-	2	1	2
91	8	1	4	2	1
130	45,564	11,814	11,166	9,645	12,939
115/145	16,220	1,768	4,048	4,489	5,915
JP-1	-	-	-	-	-
JP-3	-	-	-	-	-

Source: Plans, Programs and Analysis Office, Comptroller, Hq AMC.

TABLE 142 - ISSUES OF AVIATION FUEL BY USAF, USAF RESERVES AND AIR NATIONAL GUARD

RECIPIENT	TOTAL	GRADE OF FUEL (BARRELS OF 42 US GALLONS)			
		100/130	115/145	JET	80-91/98
SUMMARY - F.Y. 1951					
Total Net Issues & Losses	26,224,672	13,545,445.5	4,511,888	7,291,385	875,953.5
Net Issues	25,700,968	13,309,724.5	4,372,194	7,157,276	861,773.5
Losses	523,704	235,721	139,694	134,109	14,180
ISSUED TO:					
USAF Aircraft	22,607,234	11,279,437	3,931,405	6,692,301	704,091
Aircraft of foreign Air Forces	194,133	148,971.5	9,085	34,923	1,153.5
A/C of Government Agencies & Other					
Miscellaneous A/C	2,274,126	1,618,197	325,018	226,132	104,779
Other Than Aircraft	625,475	263,119	106,686	203,920	51,750
FIRST QUARTER - F.Y. 1951					
Total Net Issues and Losses	5,535,931.5	3,217,633.5	772,188	1,337,463	208,647
Net Issues	5,465,046.5	3,183,712.5	757,065	1,319,646	204,623
Losses	70,885	33,921	15,123	17,817	4,024
ISSUED TO:					
USAF A/C - Total	4,516,953	2,535,504	680,451	1,144,728	155,270
Air Materiel Command	246,667	167,473	24,458	44,686	10,050
Air Proving Ground	59,826	36,825	7,858	12,284	2,859
Air Training Command	646,558	386,507	3,255	148,848	107,948
Air University	54,875	40,519	-	2,960	11,396
Continental Air Command	640,776	219,707	45,181	364,398	11,490
Headquarters Command	106,937	94,276	313	9,846	2,502
Military Air Transport Service	614,436	527,191	85,910	76	1,259
Special Weapons Command	18,156	10,227	4,600	1,244	2,085
Strategic Air Command	1,058,361	460,374	466,919	128,842	2,226
USAF Security Service	677	512	92	68	5
Alaskan Air Command	133,273	74,173	2,080	56,584	436
Caribbean Air Command	10,899	9,110	447	236	1,106
Far East Air Forces	742,807	401,885	39,178	300,068	1,676
Joint Brazil-US Military Commission	377	377	-	-	-
Third Air Division	13,191	13,096	95	-	-
US Air Forces in Europe	169,137	94,252	65	74,588	232
A/C of Foreign Air Forces - Total	34,463.5	24,970.5	2,245	7,157	91
Brazilian AF	261	252	-	-	9
Bolivian AF	13	13	-	-	-
Chilean AF	0.5	0.5	-	-	-
Cuban AF	102	91	-	-	11
Ecuadorian AF	25	25	-	-	-
El Salvadoran AF	11	11	-	-	-
French AF	17,590	10,305	1,933	5,298	54
Greek AF	5	5	-	-	-
Guatemalan AF	66	66	-	-	-
Italian AF	25	25	-	-	-
Mexican AF	148	135	-	-	13
New Zealand AF	22	22	-	-	-
Royal AF	3,114	1,330	-	1,784	-
Royal Australian AF	91	91	-	-	-
Royal Canadian AF	12,988	12,597	312	75	4
Swedish AF	2	2	-	-	-
A/C of Government Agencies & Other					
Miscellaneous A/C - Total	773,006	549,075	62,740	123,045	38,146
American Republics Program	118	118	-	-	-
Army Field Forces	19,273	4,206	483	12,706	1,878
Atomic Energy Commission	113	113	-	-	-
Civil Aeronautic Authority	298	88	-	-	210
Civil Air Patrol	2,150	997	-	10	1,142
Coast Guard	1,137	885	234	-	18
Commercial	97,844	91,915	5,826	-	103
Latin American Branch	62	54	-	-	8
Military District of Washington	1,993	1,776	-	-	217
National Guard	323,171	210,412	1,783	108,634	2,342
Navy	134,946	75,392	50,413	1,372	7,769
Organized Reserve Corps	2,541	2,375	-	-	166
USAF Reserves	186,110	157,775	4,001	103	24,231
Miscellaneous Gov't Agencies	3,250	2,969	-	220	61
OTHER THAN AIRCRAFT - Total	140,624	73,163	11,629	44,716	11,116
Engine Block Testing	110,536	45,966	11,467	44,268	8,835
Crash Boats	2,456	835	-	-	1,621
Miscellaneous	27,632	26,362	162	448	660

TABLE 142 -- ISSUES OF AVIATION FUEL BY USAF, USAF RESERVES AND AIR NATIONAL GUARD -- CONTINUED

RECEIPT	TOTAL	GRADE OF FUEL (BARRELS OF 42 US GALLONS)			
		100/130	115/145	JET	80-91/98
SECOND QUARTER - F.Y. 1951					
<u>Total Net Issues & Losses</u>	5,454,477	3,079,734	983,024	1,200,653	191,066
Net Issues.	5,269,511	2,956,348	951,739	1,172,883	188,541
a/ Losses.	184,966	123,386	31,285	27,770	2,525
<u>ISSUED TO:</u>					
<u>USAF Aircraft - Total</u>	4,508,126	2,461,777	845,911	1,051,361	149,077
Air Materiel Command.	238,772	155,249	28,158	46,852	8,513
Air Proving Ground.	67,652	36,844	9,287	19,080	2,441
Air Training Command.	702,048	411,388	904	178,940	110,816
Air University.	33,827	23,675	11	3,864	6,277
Continental Air Command b/.	625,232	219,263	13,149	381,682	11,138
Headquarters Command.	116,265	104,895	650	8,128	2,592
Military Air Transport Service.	664,240	499,766	163,516	118	840
Special Weapons Command.	21,557	12,057	3,776	3,163	2,561
Strategic Air Command.	962,795	364,560	454,418	144,981	1,836
Tactical Air Command.	6,178	3,498	661	973	1,046
USAF Security Service.	1,983	841	1,138	-	4
Alaskan Air Command.	113,980	51,073	5,433	57,211	263
Caribbean Air Command.	10,692	10,380	160	11	141
Far East Air Forces.	732,592	460,239	156,573	115,362	418
Joint Brazil-US Military Commission.	294	294	-	-	-
Northeast Air Command.	26,760	18,684	8,050	-	26
Third Air Division.	5,911	5,872	-	39	-
US Air Forces in Europe.	174,348	83,199	27	90,957	165
<u>A/C of Foreign Air Forces - Total</u>	95,328	65,835	3,919	25,256	318
Argentina Air Force.	11	11	-	-	-
Brazilian Air Force.	35	35	-	-	-
Bolivian Air Force.	117	96	12	-	9
Columbian Air Force.	22	18	-	-	4
Cuban Air Force.	53	39	-	-	14
Ecuadorian Air Force.	57	57	-	-	-
El Salvadoran Air Force.	23	23	-	-	-
French Air Force.	65,409	36,489	3,357	25,286	277
Guatemalan Air Force.	446	446	-	-	-
Mexican Air Force.	177	166	-	-	11
Peruvian Air Force.	27	27	-	-	-
Royal Air Force.	3,231	3,024	237	✓ (30)	-
Royal Australian Air Force.	44	44	-	-	-
Royal Canadian Air Force.	25,543	25,232	308	-	3
Royal Netherlands Air Force.	47	42	5	-	-
Royal New Zealand Air Force.	17	17	-	-	-
Royal Norwegian Air Force.	42	42	-	-	-
Swedish Air Force.	14	14	-	-	-
Venezuelan Air Force.	13	13	-	-	-
<u>A/C of Government Agencies & Other</u>					
Miscellaneous A/C - Total.	540,420	376,181	87,185	49,925	27,129
American Republics Program.	82	82	-	-	-
Army Field Forces.	2,914	2,414	-	33	467
Atomic Energy Commission.	242	235	-	-	7
Civil Aeronautics Authority.	301	183	-	-	118
Civil Air Patrol.	1,706	912	-	1	793
Coast Guard.	1,303	1,080	202	-	21
Commercial.	81,353	74,723	5,471	73	1,086
Latin American Branch.	451	447	-	4	-
Military District of Washington.	143	136	-	-	7
National Guard.	176,406	126,588	774	47,047	1,997
Navy.	146,630	62,679	75,451	1,643	6,857
Organized Reserve Corps.	2,054	1,956	-	-	98
USAF Reserve.	125,409	104,156	4,513	1,103	15,637
Other Government Agencies.	1,426	590	774	21	41
<u>OTHER THAN AIRCRAFT</u>	125,637	52,555	14,724	46,341	12,017
Engine Block Testing.	118,817	48,760	12,940	46,211	10,906
Crash Boats.	1,956	1,231	-	-	725
Miscellaneous.	4,864	2,564	1,784	130	386

TABLE 142 - ISSUES OF AVIATION FUEL BY USAF, USAF RESERVES AND AIR NATIONAL GUARD - CONTINUED

RECIPIENT	TOTAL	GRADE OF FUEL (BARRELS OF 42 US GALLONS)			
		100/130	115/145	JET	80-91/98
THIRD QUARTER - F.Y. 1951					
<u>Total Net Issues & Losses</u>	6,881,547	3,329,005	1,190,118	2,159,242	203,182
Net Issues	6,741,070	3,299,038	1,130,474	2,111,421	200,137
a/ Losses	140,477	29,967	59,644	47,821	3,045
<u>ISSUED TO:</u>					
<u>USAF Aircraft - Total</u>	6,048,812	2,815,337	1,029,578	2,037,050	166,847
Air Defense Command	336,958	68,492	166	265,639	2,661
Air Materiel Command	213,283	135,764	18,969	50,699	7,851
Air Proving Ground	63,471	33,680	10,490	17,517	1,784
Air Training Command	917,483	483,596	670	306,762	126,455
Air University	35,645	27,702	63	195	7,685
Continental Air Command	298,019	116,701	7,651	168,087	5,580
Headquarters Command	121,965	105,602	913	13,173	2,277
Military Air Transport Service	691,803	479,301	210,989	644	869
Special Weapons Command	26,380	12,556	7,347	4,852	1,625
Strategic Air Command	1,262,742	439,210	626,378	195,420	1,734
Tactical Air Command	180,748	65,187	15,118	98,164	2,279
USAF Security Service	820	740	74	-	6
Alaskan Air Command	113,103	51,300	2,612	59,056	135
US Air Forces in Europe a/	323,258	77,736	6,108	239,239	175
Caribbean Air Command	8,671	7,910	67	503	191
Far East Air Forces	1,439,821	704,507	112,833	617,056	5,425
Joint Brazil-US Military Commission	52	52	-	-	-
Northeast Air Command	14,590	5,301	9,130	44	115
<u>A/C of Foreign Air Forces - Total</u>	37,239	34,752	2,043	332	112
Argentina Air Force	4	4	-	-	-
Bolivian Air Force	75	73	-	-	2
Brazilian Air Force	76	76	-	-	-
Columbian Air Force	26	26	-	-	-
Cuban Air Force	41	26	-	-	15
Ecuadorian Air Force	12	12	-	-	-
El Salvadoran Air Force	63	63	-	-	-
French Air Force	5	1	-	-	4
Greek & Royal Hellenic Air Force	213	213	-	-	-
Guatemalan Air Force	257	257	-	-	-
Korean Air Force	48	48	-	-	-
Mexican Air Force	147	131	-	-	16
Royal Air Force	1,623	964	327	332	-
Royal Australian Air Force	4,306	4,306	-	-	4
Royal Canadian Air Force	22,195	21,434	757	-	-
Royal Netherlands Air Force	6	6	-	-	-
South African Air Force	6,874	6,868	-	-	6
Venezuelan Air Force	1,268	244	959	-	65
<u>A/C of Government Agencies & Other</u>					
<u>Miscellaneous A/C - Total</u>	515,567	390,304	82,666	23,665	18,932
American Republic Program	21	21	-	-	-
Army Field Forces	2,787	2,376	11	36	364
Atomic Energy Commission	93	81	-	10	2
Civil Aeronautics Authority	424	422	-	-	2
Civil Air Patrol	1,436	840	-	10	586
Coast Guard	1,312	1,078	201	-	33
Commercial	131,439	126,737	3,033	240	1,429
Joint US Military Advisory Group	116	116	-	-	-
Latin American Branch	31	29	-	-	2
Military District of Washington	40	40	-	-	-
National Guard	120,093	97,316	1,250	20,106	1,421
Navy	166,717	82,999	76,292	3,138	4,288
Organized Reserve Corps	1,076	1,065	-	-	11
Other Government Agencies	1,114	1,097	17	-	-
USAF Reserve	88,868	76,087	1,862	125	10,794
<u>OTHER THAN AIRCRAFT</u>	139,452	58,645	16,187	50,374	14,246
Engines Block Testing	131,877	55,647	14,107	49,968	12,215
Crash Boats	2,500	702	-	-	1,798
Miscellaneous	5,075	2,296	2,080	466	233

TABLE 142 - ISSUES OF AVIATION FUEL BY USAF, USAF RESERVES AND AIR NATIONAL GUARD - CONTINUED

RECIPIENT	TOTAL	GRADE OF FUEL (BARRELS OF 42 US GALLONS)			
		100/130	115/145	JET	80-91/98
FOURTH QUARTER - F.Y. 1951					
Total Net Issues & Losses	8,352,716.5	3,919,073	1,566,558	2,594,027	273,058.5
Net Issues	8,225,340.5	3,870,626	1,532,916	2,553,326	268,472.5
a/ Losses	127,376	48,447	33,642	40,701	4,586
ISSUED TO:					
USAF Aircraft - Total	7,533,343	3,465,819	1,375,465	2,459,162	232,897
Air Defense Command	630,115	140,513	3,289	479,283	7,030
Air Materiel Command	233,768	139,136	19,982	64,636	10,014
Air Proving Ground	78,863	37,434	9,351	30,772	1,306
Air Research & Development	9,118	7,586	569	288	675
Air Training Command	1,250,129	635,166	9,483	428,045	177,435
Air University	41,536	30,387	174	829	10,146
Continental Air Command	313,828	143,327	23,463	137,969	9,069
Headquarters Command	144,399	122,940	1,108	17,266	3,085
Military Air Transport Service	890,371	584,993	303,165	491	1,722
Special Weapons Command	27,801	13,297	5,043	7,382	2,079
Strategic Air Command	1,672,261	508,189	833,130	327,456	3,486
Tactical Air Command	351,892	187,059	13,364	146,465	5,004
USAF Security Service	577	542	23	-	12
Alaskan Air Command	133,170	52,790	8,242	71,832	306
US Air Forces in Europe a/	282,900	84,577	269	197,796	258
Caribbean Air Command	8,263	7,441	185	176	461
Far East Air Forces	1,447,363	767,037	131,179	548,422	725
Joint Brazil-US Military Commission	51	51	-	-	-
Northeast Air Command	16,938	3,354	13,446	54	84
A/C of Foreign Air Forces - Total	27,102.5	23,414	878	2,178	632.5
Argentina Air Force	15	15	-	-	-
Brazilian Air Force	19	-	-	-	19
Chilean Air Force	11	11	-	-	-
Columbian Air Force	13	11	-	-	2
Cuban Air Force	356	20	-	29	307
Danish Air Force	262	-	262	-	-
Ecuadorian Air Force	23	23	-	-	-
El Salvadoran Air Force	20	20	-	-	-
French Air Force	28	21	-	-	7
Greek & Royal Hellenic Air Force	8	8	-	-	-
Guatemalan Air Force	81	13	-	68	-
Korean Air Force	42	42	-	-	-
Mexican Air Force	133	82	-	-	51
Royal Air Force	3,030.5	1,009	104	1,917	0.5
Royal Australian Air Force	190	190	-	-	-
Royal Canadian Air Force	20,746	19,854	512	164	216
Royal Netherlands Air Force	6	6	-	-	-
South African Air Force	428	428	-	-	-
Swedish Air Force	1,432	1,432	-	-	-
Venezuelan Air Force	259	229	-	-	30
A/C of Government Agencies & Other					
Miscellaneous A/C - Total	445,133	302,637	92,427	29,497	20,572
Army Field Forces	12,072	4,206	6/(3)	7,427	442
Atomic Energy Commission	97	83	7	-	7
Civil Aeronautics Authority	335	323	-	-	12
Civil Air Patrol	1,819	1,347	10	27	435
Coast Guard	816	732	65	-	19
Commercial	137,506	123,284	7,523	680	6,019
Joint US Military Advisory Group	147	146	-	-	1
Latin American Branch	25	25	-	-	-
National Guard	89,110	73,240	227	14,961	682
Navy	164,590	70,628	83,332	3,530	7,100
Organized Reserve Corps	141	141	-	-	-
Other Government Agencies	2,117	2,004	-	3	110
United Nations	5,268	4,357	911	-	-
USAF Reserve	31,090	22,121	355	2,869	5,745
OTHER THAN AIRCRAFT	219,762	78,756	64,146	62,489	14,371
Engine Block Testing	174,151	76,365	22,407	62,159	13,220
Crash Boats	1,403	622	-	-	781
Miscellaneous	44,208	1,769	41,739	330	370

a/ Fuel which was lost from bulk or drums because of fire, shrinkage, leakage or contamination
b/ Includes Air Defense Command, Eastern & Western Commands c/ Minus Quantity
d/ Includes Third Air Division

SOURCE: Materiel Statistics Division D/Statistical Services - DCS/C

TABLE 143—USAF OWNED AND OR LEASED BULK PETROLEUM STORAGE BY WORLDWIDE AREAS
QUARTERLY F Y 1951

(In Thousands of Barrels)

Area and Product	1st Quarter 1951				2nd Quarter 1951			
	Storage Capacity			Repairable Not In Use	Storage Capacity			Repairable Not In Use
	Total	Inventory	Ullage		Total	Inventory	Ullage	
WORLD-WIDE - TOTAL	11,859	4,187	7,672	470	12,912	5,749	7,163	245
Avgas.	7,937	2,303	6,634	390	8,737	3,456	5,281	110
Jet Fuel	2,364	1,175	1,189	30	2,753	1,496	1,257	135
Mogas.	396	181	215	-	269	154	115	-
Diesel	453	224	229	-	372	167	205	-
Fuel Oil	709	308	405	50	781	476	305	-
OFF-SHORE (Outside Cont. US) - Total	8,471	3,624	4,847	230	9,648	4,470	5,178	-
Avgas.	5,386	2,039	3,347	150	6,476	2,771	3,705	-
Jet Fuel	1,982	881	701	30	1,760	910	850	-
Mogas.	396	181	215	-	269	154	115	-
Diesel	398	219	179	-	362	159	203	-
Fuel Oil	709	304	405	50	781	476	305	-
ON-SHORE (Within Cont. US) - Total	3,388	563	2,825	240	3,264	1,279	1,985	245
Avgas.	2,551	264	2,287	240	2,261	685	1,576	110
Jet Fuel	782	294	488	-	993	586	407	135
Diesel	55	5	50	-	10	8	2	-
OFF-SHORE								
CINCPAC a/	2,789	975	1,814	-	2,942	1,196	1,746	-
Avgas.	1,768	434	1,334	-	1,987	683	1,304	-
Jet Fuel	1,021	541	480	-	955	513	442	-
Mogas.	-	-	-	-	-	-	-	-
CONSERVANT b/	709	357	352	230	1,046	885	161	-
Avgas.	416	226	190	150	760	643	117	-
Jet Fuel	67	23	44	30	57	49	8	-
Mogas.	69	31	38	-	68	56	12	-
Fuel Oil	157	77	80	50	161	137	24	-
Caribbean	570	300	270	-	570	266	304	-
Avgas.	530	289	241	-	530	258	272	-
Mogas.	40	11	29	-	40	8	32	-
Diesel	-	-	-	-	-	-	-	-
CINCAL c/	1,701	953	748	-	2,009	1,072	937	-
Avgas.	530	338	192	-	660	340	320	-
Jet Fuel	162	134	28	-	216	153	63	-
Mogas.	97	61	36	-	151	81	70	-
Fuel Oil	552	227	325	-	620	339	281	-
Diesel	160	193	167	-	362	159	203	-
CINCEUR d/	942	113	849	-	693	63	630	-
Avgas.	662	32	630	-	681	53	628	-
Jet Fuel	120	7	113	-	12	10	2	-
Mogas.	180	74	106	-	-	-	-	-
CINCPAC e/	-	-	-	-	-	-	-	-
Avgas.	-	-	-	-	-	-	-	-
Fuel Oil	-	-	-	-	-	-	-	-
Mogas.	-	-	-	-	-	-	-	-
CINCINELM f/	1,740	926	814	-	2,388	908	1,400	-
Avgas.	1,480	720	760	-	1,858	794	1,064	-
Jet Fuel	212	176	36	-	52	185	335	-
Mogas.	10	4	6	-	10	9	1	-
Diesel	38	26	12	-	-	-	-	-
ON-SHORE								
East Coast.	867	200	667	-	967	323	644	-
Avgas.	672	135	537	-	752	243	509	-
Jet Fuel	140	60	80	-	205	72	133	-
Diesel	55	5	50	-	10	8	2	-
Gulf Inland	2,260	319	1,941	240	2,036	838	1,198	245
Avgas.	1,793	89	1,704	240	1,433	430	1,013	110
Jet Fuel	467	230	237	-	603	418	185	135
West Coast.	261	44	217	-	261	118	143	-
Avgas.	86	40	46	-	76	22	54	-
Jet Fuel	175	4	171	-	185	96	89	-

a/ Japan, Korea, Okinawa.

b/ Iceland, parts of Newfoundland, Azores, Bahamas, Bermuda, Cuba and other areas within the specified boundary line.

c/ Alaska and Aleutians.

TABLE 143 - USAF OWNED AND OR LEASED BULK PETROLEUM STORAGE BY WORLDWIDE AREAS
 QUARTERLY F.Y. 1951 - - - CONTINUED

(In Thousands of Barrels)

Area and Product	3rd Quarter 1951				4th Quarter 1951			
	Storage Capacity			Repairable Not In Use	Storage Capacity			Repairable Not In Use
	Total	Inventory	Ullage		Total	Inventory	Ullage	
WORLD-WIDE - TOTAL	14,201	6,777	7,424	695	15,195	9,457	5,738	-
Avgas.	9,992	4,902	5,090	560	10,490	5,855	3,635	-
Jet Fuel	2,964	1,414	1,550	135	3,567	2,062	1,505	-
Mogas.	239	84	155	-	199	123	76	-
Diesel	364	131	233	-	316	134	182	-
Fuel Oil	642	246	396	-	623	282	341	-
OFF-SHORE (Outside Cont. US) Total	9,304	5,115	4,189	-	10,226	6,199	4,027	-
Avgas.	6,098	3,603	2,495	-	6,463	4,539	2,424	-
Jet Fuel	1,971	1,059	912	-	2,135	1,128	1,007	-
Mogas.	239	84	155	-	199	123	76	-
Diesel	254	123	231	-	306	127	179	-
Fuel Oil	642	246	396	-	623	282	341	-
ON-SHORE (Within Cont. US) Total	4,897	1,662	3,235	695	4,969	3,258	1,711	-
Avgas.	3,894	1,299	2,595	560	3,527	2,316	1,211	-
Jet Fuel	993	355	638	135	1,432	934	498	-
Diesel	10	8	2	-	10	7	3	-
OFF-SHORE								
CINCPAC a/	3,191	2,260	331	-	3,271	2,389	882	-
Avgas.	2,183	1,661	522	-	2,258	1,642	616	-
Jet Fuel	1,008	599	409	-	1,013	747	266	-
Mogas.	-	-	-	-	-	-	-	-
CONSERVANT b/	134	111	23	-	112	65	47	-
Avgas.	105	93	12	-	112	65	47	-
Jet Fuel	-	-	-	-	-	-	-	-
Mogas.	10	7	3	-	-	-	-	-
Fuel Oil	19	11	8	-	-	-	-	-
Caribbean	481	218	363	-	580	270	310	-
Avgas.	543	208	335	-	534	256	287	-
Mogas.	38	10	28	-	37	14	23	-
Diesel	-	-	-	-	-	-	-	-
CINCAL c/	2,061	897	1,164	-	1,960	1,082	878	-
Avgas.	685	399	286	-	661	496	165	-
Jet Fuel	220	78	142	-	218	74	144	-
Mogas.	179	62	117	-	152	103	49	-
Fuel Oil	623	235	388	-	623	282	341	-
Diesel	354	123	231	-	306	127	179	-
CINCEUR d/	688	58	630	-	619	19	600	-
Avgas.	598	47	552	-	530	19	511	-
Jet Fuel	89	11	78	-	89	-	89	-
Mogas.	-	-	-	-	-	-	-	-
CINCPAC e/	-	-	-	-	991	654	337	-
Avgas.	-	-	-	-	991	654	337	-
Fuel Oil	-	-	-	-	-	-	-	-
Mogas.	-	-	-	-	-	-	-	-
NAVY RESPONSIBILITY								
CINCNELM f/	2,649	1,571	1,078	-	2,693	1,720	973	-
Avgas.	1,983	1,195	788	-	1,868	1,407	461	-
Jet Fuel	654	371	283	-	815	307	508	-
Mogas.	12	5	7	-	10	6	4	-
Diesel	-	-	-	-	-	-	-	-
OFF-SHORE								
East Coast	968	452	516	-	1,192	885	307	-
Avgas.	753	376	377	-	742	640	102	-
Jet Fuel	205	68	137	-	440	238	202	-
Diesel	10	8	2	-	10	7	3	-
Gulf Inland	3,133	1,167	1,966	245	2,942	1,920	1,022	-
Avgas.	2,530	892	1,638	110	2,149	1,336	813	-
Jet Fuel	603	275	328	135	793	584	209	-
West Coast	796	43	753	450	835	453	382	-
Avgas.	611	31	580	450	635	341	294	-
Jet Fuel	185	12	173	-	200	112	88	-

d/ Germany and France.


e/ Hawaii and Philippines.

f/ United Kingdom, Africa, all US Military Bases, except Trieste bordering on the Mediterranean Sea, Red Sea, Persian Gulf, Arabian Sea, Ceylon, and other areas within the specified boundary line.

Source: Fuels and Materials Division, Director Supply & Services DCS/M

PART VIII

STOCKPILING



USAF STRATEGIC MATERIALS STOCKPILING

The January 1949-June 1950 "USAF Statistical Digest"- (Fifth Edition), made available a summarized report of the status of Strategic Materials stockpiled in USAF storage facilities under Public Law 520 - 79th Congress-for the Fiscal Year 1950.

Information contained in this edition of the "USAF Statistical Digest" is a continuation of the statistical summary for the Fiscal Year 1951.

During the period it was necessary to release certain of the materials in order to satisfy the national emergency. However this tonnage was replaced by the end of Fiscal Year 1951.

TABLE 144 - STATUS OF STRATEGIC MATERIALS STOCKPILING PROGRAM WITHIN THE DEPARTMENT OF THE AIR FORCE - QUARTERLY, F.Y. 1951

(Figures are as of end of month)

Materials	(1) Total Storage Requirement Apportioned to Dept AF		Depot	(2) Storage Space Allocated By Dept of AF		(3) Storage Space Occupied By Strategic Materials		(4) Storage Space B earmarked For Remaining Requirement		Tons Handled For Month	Total Tons On Hand
	Open(Sq Ft)	Whse(Sq Ft)		Open(Sq Ft)	Whse(SqFt)	Open(SqFt)	Whse(Sq Ft)	Open(Sq Ft)	Whse(Sq Ft)		
SEPTEMBER - 1950											
Total	532,500	1,663,750		432,500	1,546,550	315,500	1,429,970	100,000	117,200	6,280.43	256,605.90
Antimony.		21,000	Rome San Antonio	- -	17,000 c/ 4,000	a/ -	15,800 c/4,000	- -	- -	b/ 5/	3,193.05 943.07
Asbestos.		32,000	San Antonio	-	c/32,000	-	-	-	-	-	-
Copper.	432,500		Rome Maywood	310,000 22,500	- -	d/ 204,900 25,500	d/ 500 -	100,000 -	- -	3,403.95 b/	82,535.79 6,188.17
Graphite.		20,000	Rome	-	20,000	-	18,600	-	-	b/	1,605.84
Lead.	100,000		Rome Maywood	60,000 40,000	- -	51,900 33,200	- -	- -	- -	b/ 342.46	12,617.28 12,072.97
Magnesium		29,000	San Antonio	-	c/ 29,000	-	c/ 29,000	-	-	b/	2,396.55
Mercury		23,400	Rome	-	23,400	-	23,400	-	-	b/	1,748.22
Mica.		84,000	Middletown Rome	- -	25,000 59,000	- -	25,000 50,400	- -	- -	b/ 253.89	2,555.36 4,860.95
Molybdenum.		10,000	Middletown	-	10,000	-	1,000	-	-	b/	248.50
Nickel Oxide.		18,100	Middletown Rome	- -	8,100 10,000	- -	8,100 10,000	- -	- -	b/ 5/	1,894.69 2,269.84
Pepper.		1,400	Rome	-	1,400	a/	1,000	-	-	b/	82.80
Quartz Crystals		2,000	Dayton	-	2,000	-	1,700	-	-	b/	195.81
Rubber.		646,900	Rome Shelby Shreveport Maywood Topeka	- - - - -	199,500 129,600 17,800 185,000 75,000	- - - - -	199,500 129,600 17,800 151,000 52,400	- - - - -	- - - - 40,000	b/ 5/ b/ 989.66 1,145.62	16,663.31 13,067.09 1,476.73 11,645.23 4,317.49
Tin		25,000	Shreveport	-	25,000	-	25,000	-	-	b/	6,008.48
Tungsten.		49,180	Rome	-	49,180	-	41,600	-	-	144.85	9,629.54
Strategic Materials(General)		701,770	Binghamton e/ Shreveport	- -	624,570 -	- -	624,570 -	- -	- 77,200	b/ -	58,389.50 -

TABLE 144 - STATUS OF STRATEGIC MATERIALS STOCKPIILING PROGRAM WITHIN THE DEPARTMENT OF THE AIR FORCE - QUARTERLY, F.Y. 1951 - CONTINUED

(Figures are as of end of month)

Materials	(1) Total Storage Requirement Apportioned to Dept AF		Depot	(2) Storage Space Allocated By Dept of AF		(3) Storage Space Occupied By Strategic Materials		(4) Storage Space Earmarked For Remaining Requirement		Tons Handled For Month	Total Tons On Hand
	Open(Sq Ft)	Whse(Sq Ft)		Open(Sq Ft)	Whse(Sq Ft)	Open(Sq Ft)	Whse(Sq Ft)	Open(Sq Ft)	Whse(Sq Ft)		
DECEMBER - 1950											
<u>Total</u>	<u>535,500</u>	<u>1,664,358</u>		<u>435,500</u>	<u>1,588,108</u>	<u>318,700</u>	<u>1,477,718</u>	<u>100,000</u>	<u>77,200</u>	<u>4,104.28</u>	<u>261,343.95</u>
Antimony.		21,000	Rome San Antonio	- -	17,000 c/ 4,000	- -	15,840 c/ 4,000	- -	- -	b/ 5/	3,193.05 943.07
Asbestos.		32,000	San Antonio	-	c/32,000	-	-	-	-	-	-
Copper.	443,600		Rome Maywood	318,100 25,500	- -	d/ 207,800 25,500	d/ 500 -	100,000 -	- -	1,499.96 b/	88,876.35 6,188.17
Graphite.		20,000	Rome	-	20,000	-	18,600	-	-	b/	1,605.84
Lead.	91,900		Rome Maywood	51,900 40,000	- -	51,900 33,500	- -	- -	- -	b/ 526.49	12,617.28 12,763.35
Magnesium.		29,000	San Antonio	-	c/ 29,000	-	c/29,000	-	-	b/	2,396.55
Mercury.		23,400	Rome	-	23,400	-	23,400	-	-	b/	1,748.22
Mica.		84,000	Middletown Rome	- -	25,000 59,000	- -	25,000 50,000	- -	- -	b/ 64.32 59.70	2,276.47 5,015.42
Molybdenum.		10,000	Middletown	-	10,000	-	1,000	-	-	b/	248.50
Nickel Oxide.		18,100	Middletown Rome	- -	8,100 10,000	- -	8,100 15,500	- -	- -	b/ 5/	1,894.69 2,269.84
Pepper.		1,400	Rome	-	1,400	-	1,000	-	-	b/	82.80
Quartz Crystals		3,608	Dayton	-	3,608	-	3,608	-	-	b/	190.33
Rubber.		646,900	Rome Shelby Shreveport Maywood Topeka	- - - - -	199,500 129,600 17,800 185,000 115,000	- - - - -	199,500 129,600 - 171,800 89,200	- - - - -	- - - - -	b/ 5/ 1,476.73 104.59 1,593.53	16,663.31 13,067.09 - 13,020.10 7,771.98
Tin.		25,000	Shreveport	-	25,000	-	25,000	-	-	b/	6,008.48
Tungsten.		49,180	Rome	-	49,180	-	42,500	-	-	77.69	10,002.04
Strategic Materials(General)		701,770	Binghamton e/ Shreveport	- -	624,570 -	- -	624,570 -	- -	- 77,200	b/ -	58,389.50 -

TABLE 144 - STATUS OF STRATEGIC MATERIALS STOCKPILING PROGRAM WITHIN THE DEPARTMENT OF THE AIR FORCE - QUARTERLY, F.Y. 1951 - CONTINUED

(Figures are as of end of month)

Materials	Total Storage Requirement Apportioned to Dept AF		Depot	Storage Space Allocated By Dept of AF		Storage Space Occupied By Strategic Materials		Storage Space Earmarked For Remaining Requirement		Tons Handled For Month	Total Tons On Hand
	Open(Sq Ft)	Whse(Sq Ft)		Open(Sq Ft)	Whse(Sq Ft)	Open(Sq Ft)	Whse(Sq Ft)	Open(Sq Ft)	Whse(Sq Ft)		
MARCH - 1951											
Total	535,500	1,665,089		435,500	1,594,389	328,000	1,584,418	100,000	77,200	7,787.96	286,259.09
Antimony		21,000	Rome San Antonio	- -	17,000 c/ 4,000	- -	15,840 c/ 4,000	- -	- -	- b/	3,193.05 943.07
Asbestos		32,000	San Antonio	-	c/ 32,000	-	-	-	-	-	-
Copper	443,600	-	Rome Maywood	318,100 25,500	- -	a/ 215,500 25,500	d/ 500 -	100,000 -	- -	4,447.44 b/	102,747.43 6,188.17
Graphite		20,000	Rome	-	20,000	-	20,300	-	-	183.25	1,789.04
Lead	91,900	-	Rome Maywood	51,900 40,000	- -	51,900 35,100	- -	- -	- -	b/ -	12,617.28 13,406.06
Magnesium		29,000	San Antonio	-	c/ 29,000	-	c/ 29,000	-	-	b/	2,396.55
Mercury		23,400	Rome	-	23,400	-	23,400	-	-	b/	1,748.22
Mica		84,000	Middletown Rome	- -	25,000 59,000	- -	25,000 50,500	- -	- -	13.52 69.97	2,326.04 5,151.79
Molybdenum		10,000	Middletown	-	10,000	-	1,000	-	-	b/	248.50
Nickel Oxide		18,100	Middletown Rome	- -	8,100 15,500	- -	8,100 15,500	- -	- -	b/ b/	1,894.69 2,269.84
Pepper		1,400	Rome	-	1,400	-	1,000	-	-	b/	82.80
Quartz Crystals		3,608	Dayton	-	3,608	-	3,608	-	-	b/	190.33
Rubber		647,631	Rome Shelby Maywood Topeka	- - - -	199,500 129,600 185,000 133,531	- - - -	199,700 118,000 220,600 120,100	- - - -	- - - -	b/ 754.32 1,199.56 1,097.44	16,663.31 10,952.46 14,966.37 11,939.88
Tin		25,000	Shreveport	-	25,000	-	25,000	-	-	b/	6,008.48
Tungsten		49,180	Rome	-	49,180	-	42,700	-	-	22.46	10,146.23
Strategic Materials(General)		701,770	Binghamton e/ Shreveport	- -	624,570 -	- -	624,570 -	- -	- 77,200	b/ -	58,389.50 -

TABLE 144 - STATUS OF STRATEGIC MATERIALS STOCKPIILING PROGRAM WITHIN THE DEPARTMENT OF THE AIR FORCE - QUARTERLY, F.Y. 1951 - CONTINUED

(Figures are as of end of month)

Materials	Total Storage Requirement Apportioned to Dept AF		Depot	Storage Space Allocated By Dept of AF		Storage Space Occupied By Strategic Materials		Storage Space Earmarked For Remaining Requirement		Tons Handled For Month	Total Tons On Hand
	Open(Sq Ft)	Whse(Sq Ft)		Open(Sq Ft)	Whse(Sq Ft)	Open(Sq Ft)	Whse(Sq Ft)	Open(Sq Ft)	Whse(Sq Ft)		
JUNE - 1951											
Total	535,500	1,702,689		435,500	1,633,149	333,700	1,521,718	100,000	77,200	2,017.14	289,862.90
Antimony.		21,000	Rome San Antonio	- c/ 4,000	17,000 -	- c/ 4,000	15,840 -	- -	- -	- b/	3,193.05 943.07
Asbestos.		32,000	San Antonio	-	c/ 32,000	-	-	-	-	-	-
Beryllium Oxide		1,160	Rome	-	1,160	-	-	-	-	-	-
Copper.	443,600		Rome Maywood	318,100 25,500	- -	d/ 221,200 25,500	d/ 500 -	100,000 -	- -	1,365.00 b/	107,591.31 6,188.17
Graphite.		20,000	Rome	-	20,000	-	20,300	-	-	b/	1,789.04
Hog Bristles.		2,000	Rome	-	2,000	-	1,500	-	-	35.70	44.02
Lead.	91,900		Rome Maywood	51,900 40,000	- -	51,900 35,100	- -	- -	- -	b/ b/	12,634.04 13,406.06
Magnesium		29,000	San Antonio	-	29,000	-	c/ 29,000	-	-	b/	2,396.55
Mercury		23,400	Rome	-	23,400	-	23,400	-	-	b/	1,748.22
Mica.		84,000	Middletown Rome	- -	25,000 59,000	- -	25,000 52,400	- -	- -	53.22 67.21	2,272.82 5,286.60
Molybdenum.		10,000	Middletown	-	10,000	-	1,000	-	-	b/	248.50
Nickel Oxide.		18,100	Middletown Rome	- -	8,100 15,500	- -	8,100 15,500	- -	- -	b/ b/	1,894.69 2,269.84
Pepper.		1,400	Rome	-	1,400	-	1,400	-	-	b/	82.80
Quartz Crystals		3,608	Dayton	-	3,608	-	3,608	-	-	10.64	200.97
Rubber.		683,231	Rome Shelby Maywood Topeka	- - - -	199,500 129,600 220,620 133,531	- - - -	199,700 78,100 220,600 129,300	- - - -	- - - -	b/ 38.00 338.89 30.40	16,633.31 7,947.23 14,627.48 13,697.04
Tin		25,000	Shreveport	-	25,000	-	25,000	-	-	b/	6,008.48
Tungsten.		49,180	Rome	-	49,180	-	43,300	-	-	78.08	10,340.11
Strategic Materials(General)		701,770	Binghamton e/ Shreveport	- -	624,570 -	- -	624,570 -	- -	- 77,200	b/ -	58,389.50 -

TABLE 144 - STATUS OF STRATEGIC MATERIALS STOCKPILING PROGRAM WITHIN THE DEPARTMENT OF THE AIR FORCE - QUARTERLY, F.Y. 1951 - CONTINUED

NOTES:

EXPLANATION OF COLUMNS:


- Column (1) - Out of a total stockpiling storage requirement of approximately 25 million square feet open space and 14 million square feet covered space, this is the amount apportioned to the Dept of Air Force to date by the Munitions Board through its Stockpiling Storage Committee (approximately 5% of the Total requirement).
- Column (2) - Of the total requirement apportioned to the Department of the Air Force, this is the amount already allocated or made available for the stockpiling program. Overhead costs of storage space allocated is reimbursable from General Services Administration Stockpiling funds under provisions of AFR 67-39; 25 January 1950.
- Column (3) - Of the amount allocated for the stockpiling program to meet current requirements, this amount represents the storage space already occupied by strategic materials.
- Column (4) - The difference between columns (1) and (2) represents the amount to be provided for the stockpiling program through FY 1951. Storage space at the Rome and Shreveport Depots have been tentatively "earmarked" to meet the remaining requirements.

a/ Decrease in space occupied result of consolidation of like codes and contracts. b/ No material handled during month c/ Tank Storage d/ Certain of this space is occupied by Brass e/ The Binghamton AFSPD was transferred to GSA for operation as a stockpile depot exclusively on 1 July 1950.

SOURCE: Director of Supply and Services - DCS/M

PART IX.....

USAF INDUSTRIAL RESERVE



USAF INDUSTRIAL RESERVE

The 1948 edition of the USAF Statistical Digest contained data relative to World War II Government-owned industrial facilities to which the Air Force retained or had acquired title under Public Law 364 (80th Congress). The status, as of 30 June 51, of the Department of The Air Force portion of the Military Establishment Plant Reserve under this legislation is presented in Table No. 145 - "USAF DEPARTMENTAL INDUSTRIAL RESERVE". The data show the type, location and floor area of the facility to which the Department of The Air Force holds title and is responsible for maintenance, disposition and administration thereof. It also shows the current use of such facility and its proposed mobilization use.

Legislation enacted by the 80th Congress, Public Law 383, also provides for a secondary reserve of industrial plants and equipment to be known as the "NATIONAL INDUSTRIAL RESERVE". The purpose of such legislation being to stimulate the expansion of production capacity and supply by industries engaged in defense production. Tables Nos. 146 and 147 provide an order of magnitude with respect to the manufacturing area necessary to fabricate the end items for the Air Force. The information further provides a comparison both from a manufacturing area standpoint and a dollar standpoint of the Air Force contribution to the facility necessary for meeting the current production schedules.

The Defense Production Act of 1950, Public Law 774, Title III (81st Congress), further amended legislation to provide rapid amortization for tax purposes of facility expansions undertaken in the defense effort. Tax amortization certificates indicated in Table No. 148 for the specified plants mentioned therein total \$422,043,000. In addition, the Department of The Air Force has approved or endorsed for other Air Force contractors tax certificates in the amount of \$47,657,000.

TABLE 145 - USAF DEPARTMENTAL INDUSTRIAL RESERVE

FACILITY	FLOOR AREA (Sq Ft) Government- Owned	WORLD WAR II OPERATOR	WORLD WAR II PRODUCT	AS OF JUNE 1951			
				CURRENT USE	BASIS FOR USE	MOBILIZATION CONTRACTOR	MOBILIZATION USE
AIRCRAFT ASSEMBLY PLANTS							
Air Force Plant No.1 Omaha Neb (Offutt Air Force Base)	1,900,000	Glen L. Martin Co	B-29 Aircraft Production	AMC and SAC - Reserve Tool Storage	---	Undetermined	Aircraft Production
Air Force Plant No.2 Kansas City, Kansas	1,750,000	North American Aviation, Inc.	B-25 Aircraft Production	Leased to BOP Assembly Div (GMC) for automobile assembly	Under substantial rental agreement	General Motors Corp.	F-84 Aircraft Production
Air Force Plant No.3 Tulsa, Oklahoma	2,100,000	Douglas Aircraft Corp.	B-24, A-26 Production	B-47 Aircraft Production	Under substantial rental agreement	Douglas Aircraft Company, Inc.	B-47 Aircraft Production
Air Force Plant No.4 Fort Worth, Texas	3,648,000	Consolidated-Vultee Aircraft Corp.	B-24 Aircraft Production	B-36 Aircraft Production	Provided under no-charge Special Facilities Contract	Consolidated-Vultee	B-36 Aircraft Production
Air Force Plant No.6 Marietta, Ga(Dobbins Air Force Base)	4,000,000	Bell Aircraft Corp.	B-29 Aircraft Production	Reserve Tool Storage being converted to B-47 Production	Provided under no-charge Special Facilities Contract	Lockheed	B-47 Aircraft Production
Air Force Plant No.8 O'Hare International Orchard Place, Ill.	2,300,000	Douglas Aircraft Company, Inc.	C-54 Aircraft Production	Used by ConAC for Reserve Training, CAA, GSA and National Air Museum	Provided under no-charge Special Facilities Contract	Fairchild Engine & Airplane Co	C-119 Aircraft Production
Air Force Plant No.9 Inglewood, California (Plancor #27)	1,100,000	North American Aviation, Inc.	B-25, F-51 Production	F-86 Production by North American	Provided under nominal rental lease	North American	F-86 Aircraft Production
Air Force Plant No.10 Hawthorne, California (Plancor #1469)	400,000	Northrup Aircraft Inc	F-61 Aircraft Production	F-89 Production	Provided under no-charge Special Facilities Contract	Northrup Aircraft Inc	F-89 Aircraft Production
Air Force Plant No.11 Fairchild Aircraft Div. Hagerstown, Maryland	650,000	Fairchild Engine & Airplane Corp.	PT-19, PT-26 Production	C-119 Aircraft Production	Provided under no-charge Special Facilities Contract	Fairchild Aircraft Division	C-119 Aircraft Production
Air Force Plant No.13 Boeing Airplane Co. No.2 Wichita, Kansas (Plancor #139)	2,900,000	Boeing Airplane Co	B-29 Aircraft Production	B-47 Production by Boeing	Provided under no-charge Special Facilities Contract	Boeing Airplane Co	B-47 Aircraft Production
Air Force Plant No.14 Burbank, California	1,500,000	Lockheed Aircraft Company	F-38, B-17 Production	F-94 Production by Lockheed	Provided under no-charge Special Facilities Contract	Lockheed Aircraft Company	F-94, T-33 Production
Air Force Plant No.15 Long Beach, California	1,500,000	Douglas Aircraft Corp.	B-17, C-47 Production	Douglas(C-124) and North American (B-45) Production	Facilities provided to Douglas and North American under no- charge Special Facilities Contract	Douglas Aircraft Corp.	C-124 Aircraft Production

TABLE 145 - USAF DEPARTMENTAL INDUSTRIAL RESERVE - CONTINUED

FACILITY	FLOOR AREA (Sq Ft) Government- Owned	WORLD WAR II OPERATOR	WORLD WAR II PRODUCT	AS OF JUNE 1951			
				CURRENT USE	BASIS FOR USE	MOBILIZATION CONTRACTOR	MOBILIZATION USE
AIRCRAFT ASSEMBLY PLANTS Continued							
Air Force Plant No.16 Downey, California	600,000	Consolidated-Vultee Aircraft Corp.	BT-13, BT-15 Production	T-6 Modernization and T-28 Production	Provided under no-charge Special Facilities Contract	North American Aviation, Inc.	T-28 Aircraft Production
Air Force Plant No.17 Seattle, Washington	400,000	Boeing Airplane Co	B-17, B-29 Production	B-50, C-97 Production	Provided under no-charge Special Facilities Contract	Boeing Airplane co	C-97, B-52 Acft Production
ENGINE AND PARTS PLANTS							
Air Force Plant No.26 Indianapolis, Indiana (Plancor #548-5)	1,600,000	Allison Division General Motors Corp	V-1710 Engine Production	J-33, J-35 Engine Production by Allison Division	Provided under no-charge Special Facilities Contract	Allison Division (GMC)	J-33, J-35, T-40 Engine Produc- tion
Air Force Plant No.27 Toledo, Ohio	300,000	Packard Motor Car Company	Acft Engine research & development	Used by A.O. Smith for Landing Gears B-47	Provided under no-charge Special Facilities Contract	A.O. Smith	Landing Gear Production
Air Force Plant No.28 Everett, Massachusetts (Plancor #46)	250,000	General Electric Co	Turbo Super- chargers	Production of J-47 engines	A no-charge, Special Facil. Contract presently being ne- gotiated. Contract to be re- troactive to 1 July 1949	General Electric Company	J-47 engine Production
Air Force Plant No.29 West Lynn, Massachusetts (Plancor #864)	200,000	General Electric Co	Turbo Super- chargers production	Assembly of J-47 Engines	A no-charge Special Facil. Contract presently being ne- gotiated. Contract to be re- troactive to 1 July 1949	General Electric Co	J-47 Engine Components
Air Force Plant No.30 H. Weir Cook Airport Indianapolis, Indiana (Plancor #2188)	60,000	Allison Division (GMC)	Experimental Modification & Testing of Acft Engines	Aircraft Engine Test Facility for use of Allison Division	Provided under no-charge Special Facilities Contract	Allison Division General Motors Corp	Engine Flight Testing
Air Force Plant No.31 Willow Run, Michigan (Plancor #2294)	50,000	Packard Motor Car Company	Flight Test- ing of Acft Engines	Aeronautical Icing Research (Smith, Hinchmann & Grylls, Inc)	Provided under Special Facil. Contract at nominal rental	No specific con- tractor	Research and Development
Air Force Plant No.32 Lycoming-Spencer Division AVCO Manufacturing Corp. Williamsfort, Penna (Plancor #2212)	30,000	Lycoming Division Aviation Corp.	Research & Development Acft Engines	Aircraft Engine experimenta- tion by Lycoming Division	Leased to Lycoming, on con- tingent rental basis	Lycoming-Spencer Division	R-680, O-435, O-290 Engines
Air Force Plant No.33 Wright Aeronautical Corp Woodridge, New Jersey (Plancor #994)	100,000	None - Post-War Construction	NONE	Ram jet research by Wright Aeronautical Corp.	Provided under no-charge Special Facilities Contract	Wright Aeronautical Corp.	Research and Development

TABLE 145 - USAF DEPARTMENTAL INDUSTRIAL RESERVE - CONTINUED

FACILITY	FLOOR AREA (Sq Ft) Government- Owned	WORLD WAR II OPERATOR	WORLD WAR II PRODUCT	AS OF JUNE 1951			
				CURRENT USE	BASIS FOR USE	MOBILIZATION CONTRACTOR	MOBILIZATION USE
<u>ENGINE AND PARTS PLANTS</u> (Continued)							
Air Force Plant No.34 Pasadena, California.	100,000	California Institute of Technology	Research & Development	Research and development in ram jet field by California Inst. of Technology	Provided under no-charge Special Facilities Contract	California Institute of Technology	Research and Development
Air Force Plant No.39 Chicago, Illinois	6,800,000	Dodge Division Chrysler Corp.	Aircraft Engines	R-4360 engine production	Provided under no-charge Special Facilities Contract	Ford Motor Company	R-4360 engine production
Air Force Plant No.40 Townawanda, New York	700,000	Chevrolet Division General Motors Corp	Aircraft Engines	R-3350 engine production	Provided under no-charge Special Facilities Contract	Chevrolet Division General Motors	Jet engine production
<u>ELECTRONIC PLANTS</u>							
Air Force Plant No.35 Emerson Electric Mfg. Co Washington Park, Ill.	160,000	Walworth Company	Iron Foundry & Machine Shop	Production of Fire Control Systems by Emerson Electric Company	Provided under no-charge Special Facilities Contract	Emerson Electric Manufacturing Co	A-2 Fire Control System
Air Force Plant No.36 Lockland, Ohio(Foundries only) (Plancor #10)	1,000,000	Wright Aeronautical Corp.	Foundries used for production of Magnesium & Aluminum Castings	Foundries being converted to production of J-47 components	Provided under no-charge Special Facilities Contract	General Electric Company	Support of J-47 Engine production program
<u>COMPONENTS</u>							
Air Force Plant No.37 Cleveland, Ohio	190,000	Cleveland Pneumatic Tool Company	Production of Aaft Landing Gear Struts	Production of aircraft landing gear struts	Special Facilities Contract presently being negotiated	Cleveland Pneumatic Tool Company	B-36, F-86, B-47, C-123 landing gear struts
Air Force Plant No.41 Cleveland, Ohio	117,000	Champion Machine & Forging Co	Aircraft Forgings	Production of Aircraft Forgings	Provided under no-charge Special Facilities Contract	Champion Machine & Forging Co.	Aaft Forging Production
<u>MISSILES</u>							
Air Force Plant No.38 Bell Aircraft Corp. Niagara Falls, New York	845 acres of land & 58 "igloos" each 26' x 60'	Lake Ontario Ordnance Works	Storage of TNT	Used by Bell Aircraft for testing of rocket engines	Provided under no-charge Special Facilities Contract	Bell Aircraft Corp.	Research & Development in Missile Field
<u>ENGINE PLANT</u>							
Air Force Plant (United Aircraft Corp) Stratford, Connecticut	1,450,000	Chance-Vought Corp	Navy Aircraft Production	R-1820 engine production	Provided under Special Facilities Contract	AVCO-Bridgeport- Lycoming Division	R-1820 Engine Production

TABLE 145 - USAF DEPARTMENTAL INDUSTRIAL RESERVE -- CONTINUED

FACILITY	FLOOR AREA (Sq Ft) Government- Owned	WORLD WAR II OPERATOR	WORLD WAR II PRODUCT	AS OF JUNE 1951			
				CURRENT USE	BASIS FOR USE	MOBILIZATION CONTRACTOR	MOBILIZATION USE
Air Force Plant No.42 Palmdale Airport Palmdale, California	Under Con- struction	Command Installa- tion	Aviation Training	Final assembly and production testing of aircraft	Provided under Special Facilities Contract	Lockheed Northrup & North American	Jet aircraft Test Production
Heppenstall- Corporation Eddystone, Pennsylvania	400,000	Heppenstall-Eddy- stone Corp.	Heavy Forging & Die Blocks for Navy	Heavy Forgings and Die Blocks	Rental - based on percentage of sales	Heppenstall-Corp.	Die Blocks & Pressed For- gings
<u>PLANTS TO BE TRANSFERRED BY PURCHASE OR LEGISLA- TION FROM GSA & RFC - TO BECOME A PART OF THE AF DEPARTMENTAL RESERVE</u>							
PLANCOR - 821 Johnson City, New York	570,000	Remington-Rand	Navy Super- chargers	Fire Control Systems	Provided under no-charge Special Facilities Contract	General Electric Co	Fire Control Systems
PLANCOR - 220 Milwaukee, Wisconsin	560,000	A. O. Smith	Landing Gear	Fire Control Systems	Provided under no-charge Special Facilities Contract	A C Spark Plug Division	Fire Control Systems
PLANCOR - 324 Adrian, Michigan	700,000	Bohn Aluminum & Brass Company	Extrusions	Production Methods Pilot Plant	Rental Contract	Bohn Aluminum & Brass Company	Prod. Methods Pilot Plant
PLANCOR - 2304 North Grafton, Mass.	100,000	Not Completed until 1945	- - -	- - -	Provided under no-charge Special Facilities Contract	Wyman-Gordon Products Corp.	Heavy Forgings from 18,000 ton Press
<u>INDUSTRIAL PLANTS IN ACTIVE USE BY AF CONTRAC- TOR-RECAPTURED UNDER THE NATIONAL SECURITY CLAUSE</u>							
PLANCOR - 1548 Birmingham, Alabama	1,200,000	Bechtel, McCone & Parsons	Modification of Bomber type aircraft	Modification of B-25 and other aircraft	Rental Contract	Hayes Aircraft Coporation	Modification of aircraft
PLANCOR - 40 Chicago, Illinois	650,000	Studebaker Corp.	Components for R-1830 Engines	Sub-assembly Plant for J-47 Engines	Provided under no-charge Special Facilites Contract	Studebaker	Sub-Assembly Plant for J-47 Engines
PLANCOR - 502 Harrisburg, Penna.	200,000	Harrisburg Steel Company	Shell Cases for Ordnance Department	Engine Components for J-47 engines	Provided under no-charge Special Facilities Contract	Thompson Products, Incorporated	Components for J-47 engines

SOURCE : Director of Industrial Resources DCS/M



TABLE 146 - SUMMARY - USAF INDUSTRIAL FACILITIES - EXPANSION OF PRODUCTIVE CAPACITY AND SUPPLY

C A T E G O R Y	(AS OF 30 JUNE 1951)					
	FLOOR AREA (Sq Ft)		ACQUISITION COST OF FACILITIES		ADDITIONAL FUNDS AUTHORIZED & ALLOCATED SINCE 30 June 1950	TAX AMORTIZATION CERTIFICATES
	Total Available	Air Force Owned or Controlled	Land and Buildings	Machinery and Equipment		Endorsed or Approved
<u>T O T A L</u>	<u>186,685,055</u>	<u>41,924,893</u>	<u>\$316,752,490</u>	<u>\$ 170,807,732</u>	<u>\$ 1,351,421,500</u>	<u>\$ 422,034,000</u>
(1) Airframes	49,989,872	26,867,289	190,944,890	62,877,655	199,999,000	47,226,000
(2) Airframe Sub-Assemblies	16,894,585	350,000	95,850	537,499	37,108,000	34,268,000
(3) Airframe Accessories . .	2,449,641	0	-	288,381	6,220,000	8,497,000
(4) Engines	38,137,109	12,732,924	112,527,328	87,519,212	555,805,000	181,179,000
(5) Engine Components . . .	21,243,242	297,410	2,769,687	4,343,889	156,874,000	29,276,000
(6) Engines Accessories . .	8,649,473	0	-	235,378	42,017,000	27,322,000
(7) Propellers	5,430,441	0	-	1,328,867	23,845,000	6,684,000
(8) Landing Gears & Wheels	11,020,611	461,300	5,286,385	2,862,935	35,264,000	10,542,000
(9) Electronics	4,938,800	0	-	59,171	12,091,500	10,020,000
(10) Armament	14,211,255	756,970	3,751,329	8,172,347	22,700,000	42,132,000
(11) Instruments	4,323,368	0	-	166,410	5,297,000	6,376,000
(12) Forgings	3,746,000	459,000	1,377,021	1,845,964	217,952,000	10,957,000
(13) Castings	865,000	0	-	-	1,954,000	242,000
(14) Miscellaneous	4,785,658	0	-	570,115	44,295,000	7,313,000

SOURCE : Director Of Industrial Resources - DCS/M

TABLE 147 - USAF INDUSTRIAL FACILITIES -

(Includes all Facilities in the USAF Industrial Reserve - Real and
(A S O F 30 J U N E 1951)

SPECIAL FACILITY CONTRACTOR	FLOOR AREA (Sq Ft)		ACQUISITION COST OF FACILITIES		a/ TYPE OF EXPANSION	ADDITIONAL FUNDS AUTHORIZED AND ALLOCATED SINCE 30 June 1950
	Total Available	Air Force Owned or Controlled	Land and Buildings	Machinery and Equipment		
(1) CATEGORY I - AIRFRAMES	(2)	(3)	(4)	(5)	(6)	(7)
	49,989,872	26,867,289	\$ 190,944,890	\$ 62,877,655		\$ 199,999,000
Bell Aircraft Company Kempore, New York	380,000	380,000	563,000	N A	R & P	2,470,000
Boeing Airplane Company Seattle Wash: (Renton Plant)	5,472,000	2,498,000	638,200	6,137,459	C, R & P	20,000,000
Boeing Airplane Company Wichita, Kansas	3,193,000	2,896,549	16,287,056	14,946,707	C, R & P	14,852,000
Consolidated-Vultee Aircraft Corp. Fortworth, Texas	4,116,000	4,134,000	37,174,900	16,657,260	R & P	3,500,000
Consolidated-Vultee Corporation San Diego, California	3,274,000	0	-	-	R & P	3,650,000
Douglas Aircraft Company Long Beach, California	2,894,444	1,614,846	6,761,561	2,654,970	R & P	22,000,000
Douglas Aircraft Company Tulsa, Oklahoma	2,195,765	2,195,765	31,900,301	2,904,470	C, R & P	26,000,000
Fairchild Aircraft Division Hagerstown, Maryland	965,000	681,309	6,364,493	2,807,689	C, R & P	7,264,000
Fairchild Aircraft Division Chicago, Illinois	2,315,272	2,260,000	10,371,000	-	C, R & P	12,000,000
General Motors BOP Division Kansas City, Missouri	2,300,000	2,300,000	18,072,374	773,062	C, R & P	10,800,000
Grand Central Aircraft Corporation Tucson, Arizona	← No Report →	← No Report →	← No Report →	← No Report →	C & P	267,000
Hayes Aircraft Corporation Birmingham, Alabama	1,739,997	1,739,997	14,000,000	N A	C, R & P	3,300,000
Kaiser-Frazer Corporation Willow Run, Michigan	3,500,000	55,453	600,000	5,500,000	P	5,250,000
Lockheed Aircraft Corporation Burbank, California	4,566,422	1,477,205	7,944,578	1,644,044	C, R & P	4,000,000
Lockheed Aircraft Corporation Marietta, Georgia	4,140,490	4,140,940	38,116,000	7,585,056	C, R & P	34,450,000
Lockheed Aircraft Corporation Palmdale, California	Under Construction	-	To be all Air Force owned.	-	C & P	12,203,000
Martin Glen L Baltimore, Maryland	2,790,300	0	-	-	R & P	10,000,000
North American Aviation Corp. Los Angeles, California	3,287,559	0	-	651,933	P	5,000,000
Northrop Aircraft Incorporated Hawthorne, California	1,180,977	493,225	2,151,427	615,005	C, R & P	2,000,000
Republic Aviation Corporation Farmingdale - Long Island, N.Y.	1,678,646	0	-	-	P	993,000

a/ For meaning of code letters see last page of this table under "EXPLANATION OF COLUMNS".

EXPANSION OF PRODUCTIVE CAPACITY AND SUPPLY

Personal Property - to which the Air Force has either whole or part title.)

(AS OF 30 JUNE 1951)

MAJOR PRODUCT	MONTHLY PRODUCTION		TAX AMORTIZATION CERTIFICATES	SPECIAL FACILITY CONTRACTOR
	Current	Estimated Maximum	Endorsed or Approved	
(8)	(9)	(10)	(11) \$ 47,226,000	(1) <u>CATEGORY I - AIRFRAMES</u>
Helicopters	20	25	242,000	Bell Aircraft Company Kenmore, New York
Power Packs for B-36, B-47				
KC-97	8	30	17,802,000	Boeing Airplane Company Seattle Wash: (Renton Plant)
TB-50	0	4		
RB-47, B-47	5	55	16,000	Boeing Airplane Company Wichita, Kansas
B-36F, RB-36	8	8	-	Consolidated-Vultee Aircraft Corp. Fortworth, Texas
T-29B	0	20	3,536,000	Consolidated-Vultee Corporation San Diego, California
C-124	8	25	125,000	Douglas Aircraft Company Long Beach, California
B-47	0	25	-	Douglas Aircraft Company Tulsa, Oklahoma
C-119 G	12	35	547,000	Fairchild Aircraft Division Hagerstown, Maryland
C-119	0	60	-	Fairchild Aircraft Division Chicago, Illinois
F-84 F	0	125	-	General Motors BOP Division Kansas City, Missouri
B-47 Refinement	0	30/mo	-	Grand Central Aircraft Corporation Tucson, Arizona
TB-25L Modification	← Completed →		-	Hayes Aircraft Corporation Birmingham, Alabama
C-119	0	22	-	Kaiser-Frazer Corporation Willow Run, Michigan
T-33	53	200	7,545,000	Lockheed Aircraft Corporation Burbank, California
F-94 B	32	34		
B-29 Modification	0	Complete by 7/52	-	Lockheed Aircraft Corporation Marietta, Georgia
B-47	0	42		
T-33	0	200	-	Lockheed Aircraft Corporation Palmdale, California
F-94 C	0	50		
F-94 D	0	40		
B-57	0	50	255,000	Martin Glen L Baltimore, Maryland
T-28	30	85	11,290,000	North American Aviation Corp. Los Angeles, California
F-86 D	15	110		
F-89 C/D	8	35	2,692,000	Northrop Aircraft Incorporation Hawthorne, California
F-84 G	85	145	3,176,000	Republic Aviation Corporation Farmingdale - Long Island, N.Y.
F-84 F	0	114		

TABLE 147 - USAF INDUSTRIAL FACILITIES - EXPANSION

(Includes all Facilities in the USAF Industrial Reserve - Real and
(A S O F 30 J U N E 1951)

SPECIAL FACILITY CONTRACTOR	FLOOR AREA (Sq Ft)		ACQUISITION COST OF FACILITIES		a/ TYPE OF EXPANSION	ADDITIONAL FUNDS AUTHORIZED AND ALLOCATED SINCE 30 June 1950
	Total Available	Air Force Owned or Controlled	Land and Buildings	Machinery and Equipment		
(1)	(2)	(3)	(4)	(5)	(6)	(7)
<u>CATEGORY 2-AIRFRAME SUB-ASSEMBLIES</u>	<u>16,894,585</u>	<u>350,000</u>	<u>\$ 95,850</u>	<u>\$ 537,499</u>		<u>\$ 37,108,000</u>
Aeronautical Machinist Bridgeport, Connecticut (Sub to Sikorsky)	7,500	0	-	-	P	30,000
Balmar Corporation Baltimore, Maryland (Sub to BOP, General Motors, Kansas City)	N A	N A	-	-	P	35,000
Beech Aircraft Corporation Wichita, Kansas (Sub to Lockheed and Boeing)	1,274,000	0	-	-	P	1,500,000
Bridgewater Machine Company Akron, Ohio (Sub to Republic)	32,000	0	-	-	P	525,000
Brunswick-Balke Collender Company Chicago, Illinois	110,000	0	-	-	P	76,000
Ford Motor Company Kansas City, Missouri (Sub to all B-47 Primes)	1,000,000	0	-	-	P	15,000,000
	Under Construction					
Gibson Refrigerator Company Greenville, Michigan (Sub to Kaiser-Frazer)	911,839	0	-	-	P	1,440,000
Goodyear Aircraft Corporation Litchfield Park, Arizona (Sub to North American)	899,188	0	-	-	P	1,100,000
Goodyear Aircraft Corporation Akron, Ohio (Sub to Boeing and Lockheed)	1,828,000	0	-	-	R & P	29,000
Hudson Motor Car Company Detroit, Michigan (Sub to Glen L. Martin)	3,507,000	0	-	-	P	825,000
Kaiser Metal Products Corporation Bristol, Pennsylvania (Sub to Republic & Glen L. Martin)	651,340	0	-	-	P	2,100,000
Murray Corporation of America Detroit, Michigan (Sub to Kaiser-Frazer Corp)	2,516,445	0	33,000	-	P	1,520,000
Omaha Industries Omaha, Nebraska (Sub to Boeing, Wichita, and other B-47 Primes)	N A	N A	-	-	P	10,000
Ryan Aeronautical Company San Diego, California (Sub to Kaiser-Frazer)	651,900	0	-	-	P	35,000
Servel Incorporated Evansville, Indiana (Sub to Republic)	2,612,731	0	-	-	P	2,172,000
Smith, A. O. Rochester, N.Y. & Milwaukee, Wis (Sub to Boeing)	350,000	350,000	10,442	487,626	C, R & P	7,400,000
Synchro Machine Company Perth Amboy, New Jersey	102,000	0	-	-	P	81,000

OF PRODUCTIVE CAPACITY AND SUPPLY -- CONTINUED

Personal Property - to which the Air Force has either whole or part title.)

(A S O F 30 J U N E 1951)

MAJOR PRODUCT /	MONTHLY PRODUCTION		TAX AMORTIZATION CERTIFICATES	SPECIAL FACILITY CONTRACTOR
	Current	Estimated Maximum	Endorsed or Approved	
(8)	(9)	(10)	(11) \$ 34,268,000	(1) CATEGORY 2-AIRFRAME SUB-ASSEMBLIES
Dampener for H-19 Helicopter	0	67	-	Aeronautical Machinist Bridgeport, Connecticut (Sub to Sikorsky)
F-84 Stabilizer Skins	0	125	-	Balmar Corporation Baltimore, Maryland (Sub to BOP, General Motors, Kansas, City)
T-33 Wing Sets	40	250	500,000	Beech Aircraft Corporation Wichita, Kansas
F-94 Wing Sets	60	92		(Sub to Lockheed and Boeing)
B-47 Ailerons	5	30		Bridgewater Machine Company Akron, Ohio (Sub to Republic)
F-84 Main & Aircraft Frames	20	80	-	Brunswick-Balke Collender Company Chicago, Illinois
B-47 Plunger Retainer Assembly	30	60		Ford Motor Company Kansas City, Missouri (Sub to all B-37 Primes)
Pylon Adapters & Miscellaneous	0	Units 1,500		Gibson Refrigerator Company Greenville, Michigan (Sub to Kaiser-Frazer)
B-47 Radome Assembly	0	46	-	Goodyear Aircraft Corporation Litchfield Park, Arizona (Sub to North American)
B-47 B Wing Sets	0	95	22,869,000	Goodyear Aircraft Corporation Akron, Ohio (Sub to Boeing and Lockheed)
C-119, C-123 Empennage	0	100	2,749,000	Hudson Motor Car Company Detroit, Michigan (Sub to Glen L. Martin)
T-28 Wing Empennage	0	50	660,000	Kaiser Metal Products Corporation Bristol, Pennsylvania (Sub to Republic & Glen L Martin)
Control Surfaces	0	50		Murray Corporation of America Detroit, Michigan (Sub to Kaiser-Frazer Corp)
B-47 Canopy Assembly	25	91	-	Omaha Industries Omaha, Nebraska (Sub to Boeing, Wichita, and other B-47 Primes)
B-57 Canberra Aircraft Section including Empennage	0	57 plus 15% Spares	-	Ryan Aeronautical Company San Diego, California (Sub to Kaiser-Frazer)
F-84 Aircraft Fuselage Assembly	0	66	5,100,000	Servel Incorporated Evansville, Indiana (Sub to Republic)
C-119 & C-123 Booms	0	100	-	Smith, A. O. Rochester, N.Y. & Milwaukee, Wis. (Sub to Boeing)
B-47 Sub-Assembly and Components	0	As Required by Production Schedule	-	Synchro Machine Company Perth Amboy, New Jersey
C-119 Exhaust Hood	0	500/mo	-	
F-84 Spar & Rib Wing Sets	0	184	1,230,000	
B-52 Alloy Steel Bulkhead Weldments	0	4 Ship sets	-	
Helicopter Clutch & Servo	0	40 Sets	-	

TABLE 147 - USAF INDUSTRIAL FACILITIES - EXPANSION

(Includes all Facilities in the USAF Industrial Reserve - Real and
(A S O F 30 J U N E 1951)

SPECIAL FACILITY CONTRACTOR	FLOOR AREA (Sq Ft)		ACQUISITION COST OF FACILITIES		a/ TYPE OF EXPANSION	ADDITIONAL FUNDS AUTHORIZED AND ALLOCATED SINCE 30 June 1950
	Total Available	Air Force Owned or Controlled	Land and Buildings	Machinery and Equipment		
(1)	(2)	(3)	(4)	(5)	(6)	(7)
<u>CATEGORY 2 - (Continued)</u> <u>AIRFRAME SUB-ASSEMBLIES</u>						
Tappan Stove Company Mansfield, Ohio (Sub to Boeing)	210,642	0	-	\$ -	P	\$ 30,000
Whirlpool Corporation La Porte, Indiana (Sub to Kaiser-Frazer)	230,000	0	52,408	49,873	P	3,200,000

a/ For meaning of code letters see last page of this table under "EXPLANATION OF COLUMNS"

TABLE 147 - USAF INDUSTRIAL FACILITIES - EXPANSION

(A S O F 30 J U N E 1951)

SPECIAL FACILITY CONTRACTOR	FLOOR AREA (Sq Ft)		ACQUISITION COST OF FACILITIES		a/ TYPE OF EXPANSION	ADDITIONAL FUNDS AUTHORIZED AND ALLOCATED SINCE 30 June 1950
	Total Available	Air Force Owned or Controlled	Land and Buildings	Machinery and Equipment		
(1)	(2)	(3)	(4)	(5)	(6)	(7)
<u>CATEGORY 3 - AIRFRAME ACCESSORIES</u>	<u>2,449,641</u>	<u>0</u>	<u>-</u>	<u>\$ 288,381</u>		<u>\$ 6,220,000</u>
Aeroquip Corporation Jackson, Michigan (Sub to various hose manufacturers)	100,000	0	-	21,071	P	50,000
Aircraft Fittings Company Cleveland, Ohio (Sub to various hose manufacturers)	47,550	0	-	162,046	P	460,000
AiResearch Manufacturing Company Phoenix, Ariz. & Los Angeles, Cal (Sub to all Primes)	430,000	0	-	-	P	1,400,000
American Stove Company St. Louis, Missouri	600,000	0	-	-	P	550,000
Chisholm-Ryder Company Niagara Falls, New York (Sub to Bell)	275,000	0	-	-	P	110,000
Foots Bros Gear and Machine Corp. Chicago, Illinois	(See Propellers)		-	-	P	375,000
Parker Appliance Company Inglewood, California	40,000	0	-	-	P	825,000
Saginaw Steering Gear Division (SMC) Saginaw, Michigan (Sub to BOP)	250,000	0	-	5,176	P	740,000
Special Machine Tool Engineering New York, New York (Sub to Curtiss-Wright, Republic and Sikorsky)	48,000	0	-	-	P	100,000
Weatherhead Company Cleveland, Ohio	659,091	0	-	100,088	P	1,610,000

a/ For meaning of code letters see last page of this table under "EXPLANATION OF COLUMNS"

OF PRODUCTIVE CAPACITY AND SUPPLY -- CONTINUED

Personal Property - to which the Air Force has either whole or part title.)

(A S O F 30 J U N E 1951)

MAJOR PRODUCT	MONTHLY PRODUCTION		TAX AMORTIZATION CERTIFICATES	SPECIAL FACILITY CONTRACTOR
	Current	Estimated Maximum	Endorsed or Approved	
(8)	(9)	(10)	(11)	(1) <u>CATEGORY 2 - (Continued)</u> <u>AIRFRAME SUB-ASSEMBLIES</u>
B-47, B-36 and C-97 Sub-Assemblies	0	15 Sets	-	Tappan Stove Company Mansfield, Ohio (Sub to Boeing)
C-119 and C-123 Wing Outer Panels, Flaps and Wing Tips	0	100 Ship Sets	1,160,000	Whirlpool Corporation La Porte, Indiana (Sub to Kaiser-Frazer)

OF PRODUCTIVE CAPACITY AND SUPPLY -- CONTINUED

(A S O F 30 J U N E 1951)

MAJOR PRODUCT	MONTHLY PRODUCTION		TAX AMORTIZATION CERTIFICATES	SPECIAL FACILITY CONTRACTOR
	Current	Estimated Maximum	Endorsed or Approved	
(8)	(9)	(10)	(11)	(1)
			\$ 8,497,000	<u>CATEGORY 3 - AIRFRAME ACCESSORIES</u>
Aircraft Fittings and Self-Sealing Couplings	Supply - Adapted to production Schedule		880,000	Aeroquip Corporation Jackson, Michigan (Sub to various hose manufacturers)
Aircraft Fittings	Supply - Adapted to Production Schedule		-	Aircraft Fittings Company Cleveland, Ohio (Sub to various hose manufacturers)
Pneumatic Aircraft Accessories Control Flap Systems and Miscel. Airframe Accessories.	16,000 Units/Mo	22,000 Units/Mo	5,410,000	AIResearch Manufacturing Company Phoenix, Ariz. & Los Angeles, Cal (Sub to all Primes)
B-47 Jettisonable Fuel Tanks	0	240 Units/Mo	-	American Stove Company St. Louis, Missouri
B-47 and B-36 Chords	60/Mo	200/Mo	-	Chisholm-Ryder Company Niagara Falls, New York (Sub to Bell)
B-47 Electro-Mechanical Gear Actuated Devices	0	81 Ship Sets	-	Foots Bros Gear and Machine Corp. Chicago, Illinois
AN Hose Assemblies and Fittings	10,000 Pieces Per Year	25,000 Pieces Per Year After Expansion	470,000	Parker Appliance Company Inglewood, California
F-84 F Hydraulic Control Systems	0	125	910,000	Saginaw Steering Gear Division (SMC) Saginaw, Michigan (Sub to BOP)
B-36, F-84 and Helicopter Components	0	As Required by Production Schedule	-	Special Machine Tool Engineering New York, New York (Sub to Curtis-Wright, Republic and Sikorsky)
AN Fittings and Hose Assemblies	Supply - Adapted to Production Schedules		827,000	Weatherhead Company Cleveland, Ohio

TABLE 147 - USAF INDUSTRIAL FACILITIES - EXPANSION

(Includes all Facilities in the USAF Industrial Reserve - Real and

(A B O F 30 J U N E 1951)

SPECIAL FACILITY CONTRACTOR	FLOOR AREA (Sq Ft)		ACQUISITION COST OF FACILITIES		a/ TYPE OF EXPANSION	ADDITIONAL FUNDS AUTHORIZED AND ALLOCATED SINCE 30 June 1950
	Total Available	Air Force Owned or Controlled	Land and Buildings	Machinery and Equipment		
(1)	(2)	(3)	(4)	(5)	(6)	(7)
<u>CATEGORY 4 - ENGINES</u>	38,137,109	12,732,924	\$112,527,328	\$ 87,519,121		\$ 555,805,000
Air Cooled Motors Syracuse, New York	126,300 (5,230 Sq Ft under Construction)	0	-	-	P	900,000
Allison Division (GMC) Indianapolis, Indiana	2,563,269	2,195,450	16,601,271	55,864,000	C, R & P	19,500,000
Bridgeport-Lycoming Division (AVCO) Stratford, Connecticut	1,450,000	1,450,000	11,986,587	68,818	C, R & P	25,000,000
Buick Motor Division (GMC) Flint, Michigan	7,500,000	0	-	142,722	C & P	90,000,000
Chevrolet Division (GMC) Tonsawanda, New York	739,300	739,300	12,780,825	-	C, R & P	25,000,000
Continental Motors Corporation Muskegon, Michigan	850,000	0	-	17,243	C & P	2,885,000
Fairchild Engine Division Farmingdale, Long Island, N.Y.	87,000 See Engine Components	0	-	-		520,000
Ford Company Chicago, Illinois	6,421,833	6,421,833	70,012,595	19,171,287	C, R & P	85,000,000
General Electric Company Lockland, Ohio (Subsidiaries)	2,780,900	1,058,341	700,826	4,285,000	C, R & P	50,500,000
Kaiser-Frazer Corp (Engine Div) Detroit, Michigan	3,000,000	0	1,224	7,175,050	C & P	12,000,000
Nash Kelvinator Milwaukee, Wisconsin	2,787,000	0	-	-	C & P	51,500,000
Packard Motor Car Company Detroit, Michigan	4,555,507	0	-	155,001	C & P	48,000,000
Pratt & Whitney Aircraft Division East Hartford, Connecticut	680,000	0	-	-	P	26,000,000
Studebaker Corporation South Bend, Indiana Chicago, Illinois	545,000 852,000	0 852,000	- 440,000	-	C, R & P R & P	45,150,000 15,000,000
Wright Aeronautical Corporation Woodridge, New Jersey	3,199,000	16,000	N A	640,000	C, R & P	58,850,000

a/ For meaning of code letters see last page of this table under "EXPLANATION OF COLUMNS"

OF PRODUCTIVE CAPACITY AND SUPPLY -- CONTINUED

Personal Property - to which the Air Force has either whole or part title.)

(AS OF 30 JUNE 1951)

MAJOR PRODUCT	MONTHLY PRODUCTION		TAX AMORTIZATION CERTIFICATES	SPECIAL FACILITY CONTRACTOR
	Current	Estimated Maximum	Endorsed or Approved	
(8)	(9)	(10)	(11) \$ 181,179,000	(1) <u>CATEGORY 4 - ENGINES</u>
R-3350 Engines	0	147	-	Air Cooled Motors
O-425-1 Engines	0	-	-	Syracuse, New York
J-33 Engines	119	400	782,000	Allison Division (GMC)
J-35 Engines	194	530	-	Indianapolis, Indiana
T-40 Engines	0	110	-	
R-1820 Engines	0	190	-	Bridgeport-Lycorning Division (AVCO)
				Stratford, Connecticut
J-65 Engines	0	600	95,280,000	Buick Motor Division (GMC)
				Flint, Michigan
R-3350 Engines	0	380	20,840,000	Chevrolet Division (GMC)
				Tonawanda, New York
O-470-11 Engines	150	210	1,400,000	Continental Motors Corporation
R-975-34 Engines	140	655	-	Muskegon, Michigan
V32-D 2 Andover Engines	5	250	-	Fairchild Engine Division
				Farmingdale, Long Island, N.Y.
R-4360 Engines	0	875	-	Ford Company
				Chicago, Illinois
J-47 Engines	230	1,365	25,820,000	General Electric Company
				Lockland, Ohio
				(Subsidiaries)
R-1300 Engines	0	140	-	Kaiser-Frazer Corp (Engine Div)
				Detroit, Michigan
R-2800 Engines	0	280	8,802,000	Nash Kelvinator
				Milwaukee, Wisconsin
J-47 Engines	0	500	15,315,000	Packard Motor Car Company
				Detroit, Michigan
R-4360 Engines	239	300	-	Pratt & Whitney Aircraft Division
				East Hartford, Connecticut
J-47 Engines	0	500	-	Studebaker Corporation
				South Bend, Indiana
				Chicago, Illinois
R-3350-30 W Engines	38	400	12,940,000	Wright Aeronautical Corporation
J-65 Engines	0	800	-	Woodridge, New Jersey

TABLE 147 - USAF INDUSTRIAL FACILITIES - EXPANSION

(Includes all Facilities in the USAF Industrial Reserve - Real and
(A S O F 30 J U N E 1951)

SPECIAL FACILITY CONTRACTOR	FLOOR AREA (Sq Ft)		ACQUISITION COST OF FACILITIES		a/ TYPE OF EXPANSION	ADDITIONAL FUNDS AUTHORIZED AND ALLOCATED SINCE 30 June 1950
	Total Available	AIR FORCE Owned or Controlled	Land and Buildings	Machinery and Equipment		
(1)	(2)	(3)	(4)	(5)	(6)	(7)
<u>CATEGORY 5 - ENGINE COMPONENTS</u>	<u>21,243,242</u>	<u>297,410</u>	<u>\$ 2,769,687</u>	<u>\$ 4,343,889</u>		<u>\$ 146,874,000</u>
American Welding & Manufacturing Co Warren, Ohio (Sub to General Electric)	140,000	0	-	-	P	4,160,000
Bridgeport-Lycoming Division Stratford, Connecticut (Sub to General Electric)	(See Engines)		2,982	-	C, R & P	13,400,000
Budd Manufacturing Company, THE Philadelphia, Pennsylvania (Sub to Studebaker)	2,248,000	0	-	-	P	6,000,000
Carrier Corporation Syracuse, New York (Sub to General Electric)	220,000	0	NA	NA	P	12,820,000
Cleveland Graphite Bronze Co. Cleveland, Ohio (Sub to various Primes)	229,029	0	-	-	P	2,500,000
Crawford Door Company Detroit, Michigan (Sub to General Electric)	50,000	0	-	-	P	1,400,000
Deepfreeze Appliance Division North Chicago, Illinois (Sub to Ford)	467,000	0	-	-	P	75,000
Deepfreeze Appliance Division North Chicago, Illinois (Sub to Nash Motors Division)	← (See Above) →					2,725,000
Easy Washing Machine Company Syracuse, New York (Sub to General Electric)	703,150	0	-	-	P	500,000
Eaton Manufacturing Company Battle Creek, Michigan (Sub to General Electric)	590,000	0	-	-	P	3,567,000
Eaton Manufacturing Company Marshall, Michigan (Sub to	NA	0	-	-	P	74,000
Eaton Manufacturing Company Saginaw, Michigan (Sub to Ford & Chevrolet)	222,000	0	-	-	P	2,000,000
Ex-Cell-O Corporation Detroit, Michigan (Sub to Ford)	874,000	0	-	-	P	1,200,000
Fairchild Engine Division Farmingdale, Long Island, N.Y. (Sub to General Electric)	87,000	0	-	1,936,447	P	2,465,000
Fairchild Engine Division Valley Stream, New York	159,868	0	-	-	P	3,500,000
Firestone Steel Products Akron, Ohio (Sub to GE and Packard)	334,000	0	-	-	P	2,710,000
Frigidaire Division (GMC) Dayton, Ohio (Sub to Bendix So. Bend)	4,112,000	0	-	-	C & P	3,000,000

OF PRODUCTIVE CAPACITY AND SUPPLY — CONTINUED

Personal Property - to which the Air Force has either whole or part title.)

(AS OF 30 JUNE 1951)

MAJOR PRODUCT	MONTHLY PRODUCTION		TAX AMORTIZATION CERTIFICATES	SPECIAL FACILITY CONTRACTOR
	Current	Estimated Maximum	Endorsed or Approved	
(8)	(9)	(10)	(11) \$ 29,276,000	(1) <u>CATEGORY 5 - ENGINE COMPONENTS</u>
J-47 Exhaust Cones	0)	300	-	American Welding & Manufacturing Co Warren, Ohio (Sub to General Electric)
Turbine Casings	0)	sets per month	-	
Stainless Steel Rings	0)		-	
Compressor Rotor Assembly	0	250	-	Bridgeport-Lycoming Division Stratford, Connecticut (Sub to General Electric)
Compressor Stator Assembly	0	300	-	
Turbine Wheel Assembly	0	200	-	
Forward Frame Assembly	0	200	-	
Nozzle Diaphragm Assembly	0	150	-	
Inlet Guide Vane	0	300	-	
J-47 Components	0	As Required by Production Schedules	-	Budd Manufacturing Company, THE Philadelphia, Pennsylvania (Sub to Studebaker)
J-47 Components	0	As Required by Production Schedules	-	Carrier Corporation Syracuse, New York (Sub to General Electric)
Sleeve Bearings for 4360-53 Wasp Major Engines	← Service - Adapted to Production Schedules →		1,750,000	Cleveland Graphite Bronze Co. Cleveland, Ohio (Sub to various Primes)
J-47 Compressor Blades	0	250 Sets	286,000	Crawford Door Company Detroit, Michigan (Sub to General Electric)
R-4360 Parts	0	875	-	Deepfreeze Appliance Division North Chicago, Illinois (Sub to Ford)
R-2800, 52W Sub Assemblies	0	380 Units	-	Deepfreeze Appliance Division North Chicago, Illinois (Sub to Wash Motors Division)
J-47 Rear Frames	0	225	-	Easy Washing Machine Company Syracuse, New York (Sub to General Electric)
J-47 Rotor and Stator Blades	90 Sets	200 Sets	850,000	Eaton Manufacturing Company Battle Creek, Michigan (Sub to General Electric)
R-4360 Rotor & Suction Pumps	0	2,200 Pieces Per Month	-	Eaton Manufacturing Company Marshall, Michigan (Sub to
R-3350 Valves	No Report	8,550	-	Eaton Manufacturing Company Saginaw, Michigan (Sub to Ford & Chevrolet)
R-4360 Valve Seats, Rotors and Pumps		8,550	-	
R-4360 Tappets and Precision Parts	0	300 Engine Sets	1,350,000	Ex-Cell-O Corporation Detroit, Michigan (Sub to Ford)
J-47 Turbine Wheels	75)		9,203,000	Fairchild Engine Division Farmingdale, Long Island, N.Y. (Sub to General Electric)
Nozzle Diaphragms	200)	360)		
Frames	274)			
J-47 Frames & Gear Drives	148	550	-	Fairchild Engine Division Valley Stream, New York
J-47 Exhaust Cones	0	500	-	Firestone Steel Products Akron, Ohio (Sub to GE and Packard)
Combustion Chambers	0	500	-	
Transition Liners	0	500	-	
Turbine Casings	0	500	-	
TJA-3 Fuel Controls	0	400	-	Frigidaire Division (GMC) Dayton, Ohio (Sub to Bendix So. Bend)
TJB-1 Fuel Controls	0	455	-	
B-5 Starting Controls	0	400	-	

TABLE 147 - USAF INDUSTRIAL FACILITIES - EXPANSION

(Includes all Facilities in the USAF Industrial Reserve - Real and

(As of 30 JUNE 1951)

SPECIAL FACILITY CONTRACTOR	FLOOR AREA (Sq Ft)		ACQUISITION COST OF FACILITIES		a/ TYPE OF EXPANSION	ADDITIONAL FUNDS AUTHORIZED AND ALLOCATED SINCE 30 June 1950
	Total Available	Air Force Owned or Controlled	Land and Buildings	Machinery and Equipment		
(1)	(2)	(3)	(4)	(5)	(6)	(7)
<u>CATEGORY 5 - (Continued)</u> <u>ENGINE COMPONENTS</u>						
General Electric Company Everett, Massachusetts	285,200	267,410	\$ 2,766,705	\$ NA	P	\$ 350,000
General Electric Company Louisville, Kentucky	500,000 (To be Constructed)	-	-	-	P	19,500,000
Heintz Manufacturing Company Philadelphia, Pennsylvania (Sub to General Electric)	110,000	0	-	300,398	P	677,000
Houdaille-Hershey Corporation Decatur, Illinois	56,200	0	-	-	P	4,400,000
Hudson Motor Car Company Detroit, Michigan	3,507,000	0	-	-	P	88,000
I-T-E Circuit Breaker Company Philadelphia, Pennsylvania (Sub to General Electric)	630,000	0	-	-	P	1,430,000
Jacobs Aircraft Engine Company Pottstown, Pennsylvania (Sub to Wright-Aeronautical)	159,400	0	-	-	P	290,000 90,000
Johnson Products Company Muskegon Heights, Michigan (Sub to Ford)	35,000	0	-	-	P	250,000
Lycoming-Spencer Division AVCO Williamsport, Pennsylvania (Sub to Fairchild Engine Div)	835,000	30,000	-	-	P	15,000 600,000
Muskegon Motors Specialties Co. Jackson, Michigan (Sub to Air Cooled Motor)	1,366,000	0	-	-	P	67,000
Packard Motor Car Company Detroit, Michigan	← See Engines →				P	11,000,000
Ryan Aeronautical Company San Diego, California (Sub to General Electric)	← See Airframe Sub-Assemblies →				P	1,680,000
Solar Aircraft Company Des Moines, Iowa (Sub to Packard Motor Company)	430,000	0	-	256,926	P	1,975,000
Sundstrand Machine Tool Company Rockford, Illinois	167,961	0	-	296,229	P	3,500,000
Thompson Products Incorporated Cleveland, Ohio and Butler, Pennsylvania (Sub to General Electric)	1,836,000	0	-	161,286	P	20,450,000
Thompson Products Incorporated Cleveland, Ohio (Sub to Ford)	← See Above →				P	2,000,000

OF PRODUCTIVE CAPACITY AND SUPPLY -- CONTINUED

Personal Property - to which the Air Force has either whole or part title)

(As of 30 JUNE 1951)

MAJOR PRODUCT	MONTHLY PRODUCTION		TAX AMORTIZATION CERTIFICATES	SPECIAL FACILITY CONTRACTOR
	Current	Estimated Maximum	Endorsed or Approved	
(8)	(9)	(10)	(11)	(1) <u>CATEGORY 5 - (Continued)</u> <u>ENGINE COMPONENTS</u>
J-47 Rotor Wheels	0	175	\$ 647,000	General Electric Company Everett, Massachusetts
J-47 Exhaust Cones	0)		-	General Electric Company
Combustion Chambers	0)	200 sets		Louisville, Kentucky
Turbine Casings	0)	per month		
Transition Liners	0)			
Compressor Rotor Assembly	0	250 Sets		
J-33, J-35, J-47 and T-40 Components	As Required by Production Schedule		904,000	Heintz Manufacturing Company Philadelphia, Pennsylvania (Sub to General Electric)
Master Rod Plate-R-2800-52W	0)	380/ Month	-	Houdaille-Hershey Corporation Decatur, Illinois
Master & Link Rod Assembly	0)			
R-3350 Crankshaft and Prop Shaft Assembly	0	250	-	Hudson Motor Car Company Detroit, Michigan
J-47 Aircraft Frames	100)	1,365	1,127,000	I-T-E Circuit Breaker Company Philadelphia, Pennsylvania (Sub to General Electric)
Turbine Buckets	170)	Engine Sets		
J-47 Engine Components	0	150	-	Jacobs Aircraft Engine Company Pottstown, Pennsylvania (Sub to Wright-Aeronautical)
R-3350 Engine Cylinder Barrels	0	13,000/ Month		
R-4360 Tappets	0	500 Engine Sets	-	Johnson Products Company Muskegon Heights, Michigan (Sub to Ford)
V-1650 Engine Spare Parts	100	100	307,000	Lycoming-Spencer Division AVCO Williamsport, Pennsylvania (Sub to Fairchild Engine Div)
J-47 Gear Box Assembly and Pumps	256	575		
Helicopter Crank Shafts 0-33-5 0-425-1	No Report No Report	230 154	-	Muskegon Motors Specilities Co Jackson, Michigan (Sub to Air Cooled Motor)
J-47 Rotor Blades and Turbine Buckets	0	500 Sets	-	Packard Motor Car Company Detroit, Michigan
J-47 Aircraft Frames	102)	1,365	146,000	Ryan Aeronautical Company San Diego, California (Sub to General Electric)
Combustion Chambers	650)	Engine Sets		
Exhaust Cones	188)	Per Month		
Transition Liners	403)			
Reheat Nozzles	1)			
J-47 Engine Components	0	250 Sets	956,000	Solar Aircraft Company Des Moines, Iowa (Sub to Packard Motor Company)
Aircraft Frames	0	500 Sets		
Constant Speed Alternator Drive	60	250	3,370,000	Sundstrand Machine Tool Company Rockford Illinois
Auxiliary Pumps	300	3,000		
Compressor Tool Blades J-47	500 Sets	Engine Sets 700	7,000,000	Thompson Products Incorporated Cleveland, Ohio and Butler, Pennsylvania (Sub to General Electric)
Compressor Stators	315 Sets	Engine Sets 500		
Compressor Rotors	500 Sets	Engine Sets 500		
Nozzle Diaphragm	NA	Engine " 1,125		
Turbine Wheels	500 Sets	Engine Sets 500		
Turbine Buckets	250 Sets	Sets 650		
Inlet Guide Vanes	290 Sets	Engine Sets 500		
R-4360 Intake Exhaust, Valves and Valve Seats	Not Reported	300 Engine Sets/ Month	-	Thompson Products Incorporated Cleveland, Ohio (Sub to Ford)

TABLE 147 - USAF INDUSTRIAL FACILITIES - EXPANSION

(AS OF 30 JUNE 1951)

SPECIAL FACILITY CONTRACTOR	FLOOR AREA (Sq Ft)		ACQUISITION COST OF FACILITIES		a/ TYPE OF EXPANSION	ADDITIONAL FUNDS AUTHORIZED AND ALLOCATED SINCE 30 June 1950
	Total Available	Air Force Owned or Controlled	Land and Buildings	Machinery and Equipment		
(1)	(2)	(3)	(4)	(5)	(6)	(7)
<u>CATEGORY 5 - (Continued)</u> <u>ENGINE COMPONENTS</u>						
Thompson Products Incorporated Saint Catherine, Ontario (Sub to Buick Division and Oldsmobile Division, GMC)	100,000	0	\$ -	\$ -	P	\$ 2,100,000
Tube Turns, Incorporated Louisville, Kentucky	360,929	0	-	-	P	475,000
Utica Drop Forge and Tool Co. Utica, New York (Sub to WAC)	146,099	0	-	- (Additional 26,750 Sq Ft at Whitestone, N.Y.)	C & P	581,000
Utica Drop Forge and Tool Co. Utica, New York (Sub to General Electric)	← See Above →			1,280,000	P	680,000
Vinco Corporation Detroit, Michigan (Sub to General Electric)	100,000	0	-	112,603	P	2,280,000
Willys Overland Motor Company Anderson, Indiana	182,406	0	-	-	C & P	5,000,000
Wright Aeronautical Corporation Woodridge, New Jersey (Sub to General Electric)	← See Engine →					5,300,000

a/ For meaning of code letters see last page of this table under "EXPLANATION OF COLUMNS"

OF PRODUCTIVE CAPACITY AND SUPPLY -- CONTINUED

(AS OF 30 JUNE 1951)

MAJOR PRODUCTS	MONTHLY PRODUCTION		TAX AMORTIZATION CERTIFICATES	SPECIAL FACILITY CONTRACTOR
	Current	Estimated Maximum	Endorsed or Approved	
(8)	(9)	(10)	(11)	(1) <u>CATEGORY 5 - (Continued)</u> <u>ENGINE COMPONENTS</u>
J-65 Aluminum Compressor Stator Blades	0	243,000 Per Month	\$ -	Thompson Products Incorporated Saint Catherine, Ontario (Sub to Buick Division and Oldsmobile Division, GMC)
R-3350 and R-4360 Cylinder Heads	0	15,000 Per Month	1,380,000	Tube Turns, Incorporated Louisville, Kentucky
J-65 Engine Blades	0	750 Sets	-	Utica Drop Forge and Tool Co. Utica, New York (Sub to WAC)
J-47 Engine Buckets	200 Sets	.750 Sets	-	Utica Drop Forge and Tool Co. Utica, New York (Sub to General Electric)
J-47 Gears, Shafts, Drives J-47 Scavenger Pump Gears	0	Sets 550 Sets 300	-	Vinco Corporation Detroit, Michigan (Sub to General Electric)
J-47 Parts and Assemblies Turbine Wheel Assemblies Front Frame Assemblies Turbine Buckets	0 0 0 0	S 350 E 100 T 300 S 200	-	Willys Overland Motor Company Anderson, Indiana
J-47 Components	150 Sets	Sets 200	-	Wright Aeronautical Corporation Woodridge, New Jersey (Sub to General Electric)

TABLE 147 - USAF INDUSTRIAL FACILITIES - EXPANSION

(Includes all Facilities in the USAF Industrial Reserve - Real and
(A S O F 30 J U N E 1951)

SPECIAL FACILITY CONTRACTOR	FLOOR AREA (Sq Ft)		ACQUISITION COST OF FACILITIES		a/ TYPE OF EXPANSION	ADDITIONAL FUNDS AUTHORIZED AND ALLOCATED SINCE 30 June 1950
	Total Available	Air Force Owned or Controlled	Land and Buildings	Machinery and Equipment		
(1)	(2)	(3)	(4)	(5)	(6)	(7)
CATEGORY 6 - ENGINE ACCESSORIES	8,649,473	0	\$ -	\$ 235,378		\$ 42,017,000
American Thermometer Division St. Louis, Missouri (Sub to Packard)	120,000	0	-	-	P	20,000
Bendix Products South Bend, Indiana	1,730,239	0	-	-	P	11,300,000
Chandler-Evans Division West Hartford, Connecticut and Warwick, Rhode Island	1,060,000	0	-	-	P	1,747,000
Dana Corporation (Gear Specialty Division) Fort Wayne, Indiana (Sub to Nash and Studebaker)	1,250,000	0	-	-	P	10,000,000
Warner Gear Division (Borg-Warner Corp) Muncie, Indiana	381,500	0	-	-	P	1,000,000
Ford Motor Company Ypsilanti, Michigan (Sub to Ford, Chicago and Prett and Whitney)	400,000 (To be Constructed)	0	-	-	P	5,000,000
General Electric Company West Lynn, Massachusetts	← See Engines →				P	145,000
Harrison Radiator Division (GMC) Lockport, New York	1,522,892	0	-	-	P	200,000
Hotpoint, Incorporated Milwaukee, Wisconsin	552,000	0	-	-	P	3,600,000
Hydro-Aire Incorporated Burbank, California	29,500	0	-	126,887	P	600,000
Indiana Gear Works Indianapolis, Indiana (Sub to Sikorsky)	40,000	0	-	108,491	P	1,300,000
Jack and Heintz Precision Industries, Incorporated Cleveland, Ohio	290,000	0	-	-	P	1,500,000
Pierce Governor Company Anderson, Indiana (Sub to General Electric)	60,000	0	-	-	P	2,000,000
Fitney-Bowes Incorporated Stamford, Connecticut (Sub to Ford)	250,000	0	-	-	P	230,000
Rochester Products Division (GMC) Rochester, New York	750,000	0	-	-	P	1,300,000
Steel Products Engineering Co. Springfield, Ohio (Sub to Bell Aircraft)	211,342	0	-	-	P	2,000,000
Hubbard Tool and Gage Company Buchanan, Michigan (Sub to Bendix & Pierce Governor)	2,000	0	-	-	P	75,000

a/ For meaning of code letters see last page of this table under "EXPLANATION OF COLUMNS"

OF PRODUCTIVE CAPACITY AND SUPPLY -- CONTINUED

Personal Property - to which the Air Force has either whole or part title.)

(AS OF 30 JUNE 1951)

MAJOR PRODUCT	MONTHLY PRODUCTION		TAX AMORTIZATION CERTIFICATES	SPECIAL FACILITY CONTRACTOR
	Current	Estimated Maximum	Endorsed or Approved	
(8)	(9)	(10)	(11)	(1)
			\$ 27,322,000	CATEGORY 6 - ENGINE ACCESSORIES
Lube Pumps	0	500	-	American Thermometer Division
Scavenger Pumps	0	500	-	St. Louis, Missouri (Sub To Packard)
ACYL Fuel Pumps	0	800	1,190,000	Bendix Products
Carburetors	1,000	2,840		South Bend, Indiana
Jet Engine Fuel Controls	600	5,350		
CFE Pumps	155	500	1,930,000	Chandler-Evans Division
Carburetors	103	1,000		West Hartford, Connecticut
Water Regulators	400	1,000		and Warwick, Rhode Island
Gear Mechanism for J-47 Engines	0	500	5,500,000	Dana Corporation (Gear Specialty Division) Fort Wayne, Indiana (Sub to Nash and Studebaker)
Gear Boxes for J-65 Engines	0	350/month	-	Warner Gear Division (Borg-Warner Corp) Muncie, Indiana
Fuel Injection Systems	0	595	7,020,000	Ford Motor Company
CECO Carburetors	0	450		Ypsilanti, Michigan (Sub to Ford, Chicago and Pratt and Whitney)
Turbo Supercharger Parts	235	300	-	General Electric Company West Lynn, Massachusetts
Oil Coolers	2,500	2,500	3,930,000	Harrison Radiator Division(GMC)
Production Testing At 65° F	→ Not Applicable ←			Lockport, New York
BH-1, BH-4 Turbo Super Charger Gears	0	200	1,910,000	Hotpoint, Incorporated Milwaukee, Wisconsin
CFE Filters) Actuators) Fuel Pumps) Valves)	As Required By → Production ← Schedules		-	Hydro-Air Incorporated Burbank, California
H-19 Helicopter Gear Boxes	12 Units	35 Units	116,000	Indiana Gear Works Indianapolis, Indiana (Sub to Sikorsky)
GFP Generators	200	800	515,000	Jack and Heintz Precision Industries, Incorporated
Inverters	500	1,000		Cleveland, Ohio
Starters	300	800		
J-47 Fuel Pump	0	2,500	203,000	Pierce Governor Company
J-47 Regulators	0	2,500		Anderson, Indiana (Sub to General Electric)
R-4360 Magnetos	0	2,400	946,000	Pitney-Bowes Incorporated Stamford, Connecticut (Sub to Ford)
CECO Carburetors R-3350 Engines	0	350	2,348,000	Rochester Products Division (GMC) Rochester, New York
H-13D Transmission Gear Assembly	20	50	1,714,000	Steel Products Engineering Co. Springfield, Ohio (Sub to Bell Aircraft)
J-35 and J-47 Governor Shaft	0	1,000	-	Hubbard Tool And Gage Company Buchanan, Michigan (Sub to Bendix & Pierce Governor)

TABLE 147 - USAF INDUSTRIAL FACILITIES - EXPANSION

(Includes All Facilities in the USAF Industrial Reserve - Real and

(A S O F 30 J U N E 1951)

SPECIAL FACILITY CONTRACTOR	FLOOR AREA (Sq Ft)		ACQUISITION COST OF FACILITIES		a/ TYPE OF EXPANSION	ADDITIONAL FUNDS AUTHORIZED AND ALLOCATED SINCE 30 June 1950
	Total Available	Air Force Owned or Controlled	Land and Buildings	Machinery and Equipment		
(1)	(2)	(3)	(4)	(5)	(6)	(7)
<u>CATEGORY - 7 PROPELLERS</u>	<u>5,430,441</u>	<u>0</u>	<u>\$ -</u>	<u>\$ 1,328,867</u>		<u>\$ 23,845,000</u>
Aeroproducts Division (GMC) Vandalia, Ohio	370,818	0	-	-	P	2,735,000
Curtiss-Wright Corporation Caldwell, New Jersey	875,000	0	-	1,328,867	P	1,110,000
Frigidaire Division (GMC) Dayton, Ohio	4,112,623	0	-	-	P	20,000,000
Hartzell Propeller Company Piqua, Ohio	72,000	0	-	-	I	-

a/ For meaning of code letters see last page of this table under "EXPLANATION OF COLUMNS"

OF PRODUCTIVE CAPACITY AND SUPPLY -- CONTINUED

Personal Property - to which the Air Force has either whole or part title.)

(AS OF 30 JUNE 1951)

MAJOR PRODUCT	MONTHLY PRODUCTION		TAX AMORTIZATION CERTIFICATES	SPECIAL FACILITY CONTRACTOR
	Current	Estimated Maximum	Endorsed or Approved	
(8)	(9)	(10)	(11)	(1)
			\$ 6,684,000	<u>CATEGORY 7 - PROPELLERS</u>
C-119 Propellers	0	50 Complete Props and 150 Regulators	5,464,000	Aeroproducts Division (GMC) Vandalia, Ohio
Propeller Blades for B-29, B-36, B-50 and C-124	626	1,000	1,220,000	Curtiss-Wright Corporation Caldwell, New Jersey
C-119 Propellers	0	150 less Regulators	-	Fridigaire Division (GMC) Dayton, Ohio
Aircraft Propeller Blades	(As Required by Production Schedule)		-	Hartzell Propeller Company Piqua, Ohio

TABLE 147 -- USAF INDUSTRIAL FACILITIES -- EXPANSION

(Includes all Facilities in the USAF Industrial Reserve - Real and

(A S O F 30 J U N E 1951)

SPECIAL FACILITY CONTRACTOR	FLOOR AREA (Sq Ft)		ACQUISITION COST OF FACILITIES		a/ TYPE OF EXPANSION	ADDITIONAL FUNDS AUTHORIZED AND ALLOCATED SINCE 30 June 1950
	Total Available	Air Force Owned or Controlled	Land and Buildings	Machinery and Equipment		
(1) CATEGORY - 8 LANDING GEARS, WHEELS & BRAKES	(2)	(3)	(4)	(5)	(6)	(7)
	11,020,611	461,300	\$ 5,286,385	\$ 2,862,935		\$ 35,264,000
Bendix Products Division South Bend, Indiana	← See Engine Accessories →			-	P	4,645,000
Cleveland Pneumatic Tool Company Cleveland, Ohio	357,732	191,300	1,021,058	671,875	P	6,250,000
Delco Products Division (GMC) Dayton, Ohio	1,600,879	0	-	-	P	3,500,000
Gladden Products Corporation Glendale, California	40,000	0	-	-	I	-
International Harvester Company Chicago, Illinois (Sub to Bendix Products Div)	3,250,000	0	-	-	P	1,300,000
Menasco Manufacturing Company Burbank, California	210,000 (Plus 42,000 under Construction)	0	-	324,923	P	5,220,000
Ozone Metal Products Company Ozone Park, Long Island, N.Y. (Sub to Sikorsky)	10,000	0	-	-	P	99,000
Pryor Manufacturing Company Mansfield, Ohio (Sub to B.F. Goodrich Co.)	30,000	0	-	-	P	450,000
Smith, A. O. Corporation Toledo, Ohio (Sub to Boeing)	270,000	270,000	4,265,327	1,866,137	C, R & P	5,500,000
Smith, A. O. Corporation Milwaukee, Wisconsin	28,000	0	-	-	C, R & P	1,200,000
Willys-Overland Motor Company Toledo, Ohio	5,224,000	0	-	-	P	7,100,000

a/ For meaning of code letters see last page of this table under "EXPLANATION OF COLUMNS"

OF PRODUCTIVE CAPACITY AND SUPPLY -- CONTINUED

Personal Property - to which the Air Force has either whole or part title.)

(AS OF 30 JUNE 1951)

MAJOR PRODUCT	MONTHLY PRODUCTION		TAX AMORTIZATION CERTIFICATES	SPECIAL FACILITY CONTRACTOR
	Current	Estimated Maximum	Endorsed or Approved	
(8)	(9)	(10)	(11)	(1)
			\$ 10,542,000	CATEGORY - B LANDING GEARS, WHEELS & BRAKES
Various Shock Struts Wheels and Brakes	No Report No Report	1,400 2,700	-	Bendix Products Division South Bend, Indiana
Various Struts	402	1,400	1,070,000	Cleveland Pneumatic Tool Company Cleveland, Ohio
F-84F, F-86F Main and Nose Landing Gear Struts	0	270	7,500,000	Delco Products Division (GMC) Dayton, Ohio
T-28 Landing Gears	0	85	-	Gladden Products Corporation Glendale, California
Wheels Brakes	93 0	2,200 2,500	-	International Harvester Company Chicago, Illinois (Sub to Bendix Products Div)
Various Landing Gear and Struts	351	517	1,120,000	Menasco Manufacturing Company Burbank, California
Hydraulic Cylinder Assy Struts, Combustion Chambers	Supply - Adapted to Production Schedule		-	Ozone Metal Products Company Ozone Park, Long Island, N.Y. (Sub to Sikorsky)
Wheels and Brakes	0	1,900	-	Pryor Manufacturing Company Mansfield, Ohio (Sub to B.F. Goodrich Co.)
B-52 and B-47 Outrigger Struts	30 Sets/Mo.	55 Sets/ Mo.	-	Smith, A. O., Corporation Toledo, Ohio (Sub to Boeing)
B-47 Main Struts	30 Sets/Mo.	55 Sets/ Mo.	-	Smith, A. O. Corporation Milwaukee, Wisconsin
C-119 Main and Nose Landing Gear	0	100 Sets	852,000	Willys-Overland Motor Company Toledo, Ohio

TABLE 147 - USAF INDUSTRIAL FACILITIES - EXPANSION

(Includes all Facilities in the USAF Industrial Reserve - Real and
(A S O F 30 J U N E 1951)

SPECIAL FACILITY CONTRACTOR	FLOOR AREA (Sq Ft)		ACQUISITION COST OF FACILITIES		a/ TYPE OF EXPANSION	ADDITIONAL FUNDS AUTHORIZED AND ALLOCATED SINCE 30 June 1950
	Total Available	Air Force Owned or Controlled	Land and Buildings	Machinery and Equipment		
(1)	(2)	(3)	(4)	(5)	(6)	(7)
<u>CATEGORY 9 - ELECTRONICS</u>	<u>4,938,800</u>	<u>0</u>	<u>\$ -</u>	<u>\$ 59,171</u>		<u>\$ 12,091,500</u>
Bendix Radio Division Towson, Maryland	625,000	0	-	-	P	575,000
Link Aviation Corporation Binghamton, New York (Sub to IBM)	(See Miscellaneous Category 14)		-	-	P	16,500
Raytheon Manufacturing Company Waltham, Massachusetts	140,000	0	-	59,171	P	5,400,000
Western Electric Company Greensboro, North Carolina	216,000	0	-	-	P	2,241,000
Western Electric Company Hawthorne Works Chicago, Illinois	3,180,000	0	-	-	P	100,000
Western Electric Company Winston-Salem, North Carolina	445,000	0	-	-	C & P	1,659,000
Westinghouse Electric Corporation Horseheads, New York	332,800	0	-	-	P	2,100,000

a/ For meaning of code letters see last page of this table under "EXPLANATION OF COLUMNS"

OF PRODUCTIVE CAPACITY AND SUPPLY -- CONTINUED

Personal Property - to which the Air Force has either whole or part title.)

(AS OF 30 JUNE 1951)

MAJOR PRODUCT	MONTHLY PRODUCTION		TAX AMORTIZATION CERTIFICATES	SPECIAL FACILITY CONTRACTOR
	Current	Estimated Maximum	Endorsed or Approved	
(8)	(9)	(10)	(11)	(1)
			\$ 10,020,000	<u>CATEGORY 9 - ELECTRONICS</u>
CPN-18 Radar Equipment	No Report	8	1,020,000	Bendix Radio Division Towson, Maryland
FPS-3 Radar Equipment	No Report	15		
Electronic Power Supply Units	0	50/mo	-	Link Aviation Corporation Binghamton, New York (Sub to IBM)
Magnetron Tubes	0	2,000	2,000,000	Raytheon Manufacturing Company Waltham, Massachusetts
APS/23 Special Coils	0)	300	-	Western Electric Company
Networks	0)	of		Greensboro, North Carolina
Transformers	0)	each		
Condensers	0)			
"Kel-F" Type Carbon Deposited Resistors for APS/23 Systems	0	200 Sets	-	Western Electric Company Hawthorne Works Chicago, Illinois
Type Test Facility to Test APS/23 Systems	Production Test Facility		-	Western Electric Company Winston-Salem, North Carolina
QK-349 Magnetron Tubes	0	500	7,000,000	Westinghouse Electric Corporation Horseheads, New York

TABLE 147 - USAF INDUSTRIAL FACILITIES - EXPANSION

(Includes all facilities in the USAF Industrial Reserve - Real and
(AS OF 30 JUNE 1951)

SPECIAL FACILITY CONTRACTOR	FLOOR AREA (Sq Ft)		ACQUISITION COST OF FACILITIES		a/ TYPE OF EXPANSION	ADDITIONAL FUNDS AUTHORIZED AND ALLOCATED SINCE 30 June 1950
	Total Available	Air Force Owned or Controlled	Land and Buildings	Machinery and Equipment		
(1)	(2)	(3)	(4)	(5)	(6)	(7)
<u>CATEGORY 10 - ARMAMENT</u>	<u>14,211,255</u>	<u>756,970</u>	<u>\$ 3,751,329</u>	<u>\$ 8,172,347</u>		<u>\$ 22,700,000</u>
A.C. Spark Plug Division (GMC) Milwaukee, Wisconsin	592,806	592,806	1,725,000	5,080,285	C, R & P	6,200,000
Burroughs Adding Machine Company Detroit, Michigan	25,000	0	-	-	P	200,000
Commercial Controls Corporation Rochester, New York (Sub to NCR and IBM)	160,000	0	-	-	P	90,000
Cornelius Company New Brighton, Connecticut	60,000	0	-	76,743	P	55,000
Crosley Division - AVCO Cincinnati, Ohio	780,000	0	-	-	C & P	3,500,000
Eastman Kodak Company Rochester, New York	1,025,000	0	-	168,689	P	475,000
Easy Washing Machine Company Syracuse, New York (Sub to IBM)	← (See	Engine	Components) →		P	500,000
Emerson Electric Manufacturing Co. St. Louis, Missouri	977,300	164,164	2,026,329	2,639,653	C, R & P	500,000
Farrand Optical Company, Inc. New York, New York (Sub to IBM)	100,000	0	-	153,156	P	95,000
General Electric Company Burlington, Vermont	325,000	0	-	-	P	260,000
International Business Machine Corp Endicott, New York	1,072,150	-	-	53,821	P	3,000,000
Mergenthaler Linotype Company New York, New York	1,020,000	-	-	-	P	500,000
National Cash Register Company Dayton, Ohio	2,788,000	0	-	-	P	2,000,000
Singer Manufacturing Company Elizabethport, New Jersey (Sub to IBM)	2,658,999	0	-	-	P	2,250,000
Sperry Gyroscope Company Great Neck, Long Island, N.Y.	2,200,000	0	-	-	P	1,000,000
Westinghouse Electric Company Metuchen, New Jersey	427,000	0	-	-	R & P	2,075,000

a/ For meaning of code letters see last page of this table under "EXPLANATION OF COLUMNS"

OF PRODUCTIVE CAPACITY AND SUPPLY -- CONTINUED

Personal Property - to which the Air Force has either whole or part title.)

(AS OF 30 JUNE 1951)

MAJOR PRODUCT	MONTHLY PRODUCTION		TAX AMORTIZATION CERTIFICATES	SPECIAL FACILITY CONTRACTOR
	Current	Estimated Maximum	Endorsed or Approved	
(8)	(9)	(10)	(11)	(1)
			\$ 42,132,000	CATEGORY 10 - ARMAMENT
A-1-A Computers	40	60 plus spares	-	A.C. Spark Plug Division (GMC) Milwaukee, Wisconsin
A-4 Gear Bomb Rocket Sight	0	325 plus spares	-	
Type A-4 GBR Sight	0	100	715,000	Burroughs Adding Machin Company Detroit, Michigan
Azimuth Computer	0	50	-	Commercial Controls Corporation Rochester, New York
Balistic Controls	0	100	-	(Sub to NCR and IBM)
Air Compressors	500	1,000	457,000	Cornelius Company New Brighton, Connecticut
A-5 Fire Control System	0	50	5,520,000	Crosley Division - AVCO Cincinnati, Ohio
Y-3, B-36 Gun Sights	15	21	5,090,000	Eastman Kodak Company Rochester, New York
A-1-A Controls	0	50	-	Easy Washing Machine Company Syracuse, New York
A-2 Fire Control System	0	30	-	(Sub to IBM)
11-D Turret	2	12	-	Emerson Electric Manufacturing Co. St. Louis, Missouri
9-B Turret	16	15	-	
Y-3 and B-36 Sights	0	76	-	Farrand Optical Company, Inc. New York, New York
				(Sub to IBM)
B-47 Armament System Parts	0	100 plus 45% Spares	-	General Electric Company Burlington, Vermont
A-1-A Bombing Navigation Computers	Small Parts & Assemblies in Process.	50	-	International Business Machine Corp Endicott, New York
Y-4 Bomb Sights		50	-	
A-4 GBR Sights	0	100	-	Mergenthaler Linotype Company New York, New York
A-1 Computers	0	50	5,500,000	National Cash Register Company Dayton, Ohio
Polar Converter Units	0	50	3,890,000	Singer Manufacturing Company Elizabethport, New Jersey
Bombing Computer Units	0	50	-	(Sub to IBM)
A-12 Auto Pilots	0	170/mo	14,560,000	Sperry Gyroscope Company Great Neck, Long Island, N.Y.
J-2 Compass	0	1,100/mo	-	
A-1-A Sights	0	20/mo	-	
E-9 Auto Pilots	0	350/mo	6,400,000	Westinghouse Electric Company Metuchen, New Jersey
Magnetic Amplifiers	0	500/mo	-	

TABLE 147 - USAF INDUSTRIAL FACILITIES - EXPANSION

(Includes all Facilities in the USAF Industrial Reserve - Real and
(A S O F 30 J U N E 1951)

SPECIAL FACILITY CONTRACTOR	FLOOR AREA (Sq Ft)		ACQUISITION COST OF FACILITIES		a/ TYPE OF EXPANSION	ADDITIONAL FUNDS AUTHORIZED AND ALLOCATED SINCE 30 June 1950
	Total Available	Air Force Owned or Controlled	Land and Buildings	Machinery and Equipment		
(1)	(2)	(3)	(4)	(5)	(6)	(7)
<u>CATEGORY 11 - INSTRUMENTS</u>	<u>4,323,368</u>	<u>0</u>	<u>\$ -</u>	<u>\$ 166,410</u>		<u>\$ 5,297,000</u>
Bell and Howell Company Chicago, Illinois	326,000	0	-	-	P	72,000
Bill Jack Scientific Instrument Company Solana Beach, California	90,000	0	-	-	P	2,000,000
Blackstone Manufacturing Company Chicago, Illinois	235,000	0	-	-	P	86,000
Burton Manufacturing Company Los Angeles, California	14,000	0	-	-	P	65,000
Goerz American Optical Company New York, New York	10,000	0	-	-	P	82,000
Kearfott Company, Incorporated New York, New York (Sub to Ternsteadt Div. (GMC)	156,000	0	-	166,410	P	1,017,000
Landers Frary and Clark New Britain, Connecticut	2,042,000	0	-	-	P	119,000
Minneapolis-Honeywell Regulator Company Minneapolis, Minnesota	359,000	0	-	-	P	1,700,000
Sunbeam Corporation Chicago, Illinois	956,000	0	-	-	P	61,000
United States Time Corporation Waterbury, Connecticut	135,368	0	-	-	P	95,000

a/ For meaning of code letters see last page of this table under "EXPLANATION OF COLUMNS"

OF PRODUCTIVE CAPACITY AND SUPPLY — CONTINUED

Personal Property- to which the Air Force has either whole or part title.)

(A S O F 30 J U N E 1951)

MAJOR PRODUCT	MONTHLY PRODUCTION		TAX AMORTIZATION CERTIFICATES	SPECIAL FACILITY CONTRACTOR
	Current	Estimated Maximum	Endorsed or Approved	
(8)	(9)	(10)	(11)	(1)
			\$ 6,376,000	<u>CATEGORY 11 - INSTRUMENTS</u>
Telephoto Lenses	70/mo	200/mo	-	Bell and Howell Company Chicago, Illinois
Vertical Gyro Indicators	0	500	215,000	Bill Jack Scientific Instrument Company Solana Beach, California
Rate of Climb Indicators	0	650/mo	-	Blackstone Manufacturing Company Chicago, Illinois
Machmeters	0	250/mo	-	Burton Manufacturing Company Los Angeles, California
Mapping Lenses, F/6-3-6" Type II	0	100	-	Goerz American Optical Company New York, New York
Mapping Lenses, F-2.5-12" Type II	0	10	-	
N-1 Compass Systems	20	150	61,000	Kearfott Company, Incorporated New York, New York (Sub to Ternsteadt Div. (GMC))
V-3 Indicators	0	525	-	Landers Frary and Clark New Britain, Connecticut
Fuel Gages	500	1,000	6,100,000	Minneapolis-Honeywell Regulator Company Minneapolis, Minnesota
Gear FS Auto Pilot	0	150		
F-94, B-36, B-47 Gear VGI	0	200		
Dynamic Dampners	32	60		
Cabin Temperature Controls	225	275		
Turbo Regulators	20	65		
L-7 A Airspeed Indicators	0	650/mo	-	Sunbeam Corporation Chicago, Illinois
V-3 Indicators	0	525	-	United States Time Corporation Waterbury, Connecticut

TABLE 147 - USAF INDUSTRIAL FACILITIES - EXPANSION

(Includes all Facilities in the USAF Industrial Reserve - Real and

(A S O P 30 J U N E 1951)

SPECIAL FACILITY CONTRACTOR	FLOOR AREA (Sq Ft)		ACQUISITION COST OF FACILITIES		b/ TYPE OF EXPANSION	ADDITIONAL FUNDS AUTHORIZED AND ALLOCATED SINCE 30 June 1950
	Total Available	Air Force Owned or Controlled	Land and Buildings	Machinery and Equipment		
(1)	(2)	(3)	(4)	(5)	(6)	(7)
<u>CATEGORY 12 - FORGINGS</u>	<u>3,746,000</u>	<u>459,000</u>	<u>\$ 1,377,021</u>	<u>\$ 1,845,964</u>		<u>\$ 217,952,000</u>
Adrian Forge Plant Adrian, Michigan	717,000	0	-	-	C, R & P	1,026,000
Aluminum Company of America New Kensington, Pennsylvania	No Report	0	-	-		365,000
Bessemer Forging Company Cleveland, Ohio	12,000	0	-	-	P	25,000
Champion Forge Company Cleveland, Ohio	117,000	117,000	1,377,021	1,845,964	C, R & P	3,700,000
Harvey Machine Company, Inc. Los Angeles, California	550,000	0	-	-	P	25,000
Kropp Forge Company Chicago, Illinois	233,000	0	-	-	P	a/ 1,925,000
Ladish Company Cudahy, Wisconsin	1,035,000	0	-	-	P	3,000,000
Taylor Forge and Pipe Company Chicago, Illinois	740,000	0	-	-	I	910,000
Willys-Overland Motor Company Toledo, Ohio (Sub to Kaiser Manufacturing Co.)	← (Refer to Category 8) →				C & P	10,000,000
Willys-Overland Motor Company Erie, Pennsylvania	342,000	342,000	-	-	C, R & P	96,000
HEAVY PRESS PROGRAM						196,880,000

a/ 925,000 for Rehabilitation of Industrial Reserve Presses

b/ For meaning of code letters see last page of this table under "EXPLANATION OF COLUMNS"

OF PRODUCTIVE CAPACITY AND SUPPLY -- CONTINUED

Personal Property - to which the Air Force has either whole or part title.)

(A S O F 30 J U N E 1951)

MAJOR PRODUCT	MONTHLY PRODUCTION		TAX AMORTIZATION CERTIFICATES	SPECIAL FACILITY CONTRACTOR
	Current	Estimated Maximum	Endorsed or Approved	
(8)	(9)	(10)	(11)	(1)
			\$ 10,957,000	<u>CATEGORY 12 - FORGINGS</u>
Forging Development	U S Pilot Plant and Special Production		-	Adrian Forge Plant Adrian, Michigan
Magnesium Sheet	0	0	-	Aluminum Company of America New Kensington, Pennsylvania
Aluminum Forgings	50,000 lbs.	150,000 lbs.	-	Bessemer Forging Company Cleveland, Ohio
Forgings	700 Tons	2,500 Tons	475,000	Champion Forge Company Cleveland, Ohio
Aluminum Alloy Press Forgings and Extrusions	No Report	2,400,000 lbs.	-	Harvey Machine Company, Inc. Los Angeles, California
Hub and Shaft Forgings	3,000 Tons	36,000 Tons	347,000	Kropp Forge Company Chicago, Illinois
High Density Alloy Forgings	225,000 lbs.	300,000	2,175,000	Ladish Company Cudahy, Wisconsin
Forgings	5,000 Tons	10,400 Tons	7,960,000	Taylor Forge and Pipe Company Chicago, Illinois
Steel Forgings	360 Tons/mo	900 Tons/mo	-	Willys-Overland Motor Company Toledo, Ohio
Aluminum Forgings	0	600 Tons/mo	-	(Sub to Kaiser Manufacturing Co.)
Aluminum Forgings	0	950 Tons/mo	-	Willys-Overland Motor Company Erie, Pennsylvania
←			-	HEAVY PRESS PROGRAM

TABLE 147 - USAF INDUSTRIAL FACILITIES - EXPANSION

(Includes all Facilities in the USAF Industrial Reserve - Real and

(AS OF 30 JUNE 1951)

SPECIAL FACILITY CONTRACTOR	FLOOR AREA (Sq Ft)		ACQUISITION COST OF FACILITIES		a/ TYPE OF EXPANSION	ADDITIONAL FUNDS AUTHORIZED AND ALLOCATED SINCE 30 June 1950
	Total Available	Air Force Owned or Controlled	Land and Buildings	Machinery and Equipment		
(1)	(2)	(3)	(4)	(5)	(6)	(7)
<u>CATEGORY 13 - CASTINGS</u>	<u>865,000</u>	<u>0</u>	<u>\$ -</u>	<u>\$ -</u>		<u>\$ 1,954,000</u>
Acme Aluminum Alloys Dayton, Ohio (Sub to Packard)	190,000	0	-	-	P	99,000
American Radiator & Standard Sanitary Corp. Litchfield, Illinois	223,000	0	-	-	P	700,000
Blackhawk Foundry Davenport, Ohio (Sub to Buick, Continental Motors, McDonnell)	127,000	0	-	-	P	50,000
Dow Chemical Company Bay City, Michigan	90,000	0	-	-	P	800,000
Gerity-Michigan Manufacturing Co. Adrian, Michigan (Sub to Buick Division GMC)	190,000	0	-	-	P	225,000
Midwestern Magnesium Division Kendallville Foundry Inc Kendallville, Indiana	45,000	0	-	-	P	80,000

a/ For meaning of code letters see last page of this table under "EXPLANATION OF COLUMNS"

OF PRODUCTIVE CAPACITY AND SUPPLY — CONTINUED

Personal Property - to which the Air Force has either whole or part title.)

(AS OF 30 JUNE 1951)

MAJOR PRODUCT	MONTHLY PRODUCTION		TAX AMORTIZATION CERTIFICATES	SPECIAL FACILITY CONTRACTOR
	Current	Estimated Maximum	Endorsed or Approved	
(8)	(9)	(10)	(11)	(1)
			\$ 242,000	<u>CATEGORY 13 - CASTINGS</u>
Aluminum Castings	0	350,000 lbs./month	-	Acme Aluminum Alloys Dayton, Ohio (Sub to Packard)
Magnesium Castings	0	300,000 lbs.	-	American Radiator & Standard Sanitary Corp. Litchfield, Illinois
Castings	514,000 lbs./mo.	1,498,000 lbs./month	-	Blackhawk Foundry Davenport, Ohio (Sub to Buick, Continental Motors, McDonnell)
Magnesium Castings	0	500,000 lbs.	-	Dow Chemical Company Bay City, Michigan
Magnesium Castings	0	500,000 lbs.	242,000	Gerity-Michigan Manufacturing Co. Adrian, Michigan (Sub to Buick Division GMC)
Magnesium Castings	0	100,000 lbs.	-	Midwestern Magnesium Division Kendallville Foundry Inc Kendallville, Indiana

TABLE 147 - USAF INDUSTRIAL FACILITIES - EXPANSION

(Includes all Facilities in the USAF Industrial Reserve - Real and
(A S O F 30 J U N E 1951)

SPECIAL FACILITY CONTRACTOR	FLOOR AREA (Sq Ft)		ACQUISITION COST OF FACILITIES		u/ TYPE OF EXPANSION	ADDITIONAL FUNDS AUTHORIZED AND ALLOCATED SINCE 30 June 1950
	Total Available	Air Force Owned or Controlled	Land and Buildings	Machinery and Equipment		
(1)	(2)	(3)	(4)	(5)	(6)	(7)
<u>CATEGORY 14 - MISCELLANEOUS</u>	<u>4,785,658</u>	<u>0</u>	<u>\$ -</u>	<u>\$ 570,115</u>		<u>\$ 44,295,000</u>
Aerojet Engineering Corporation Azusa, California	359,000	0	-	100,477	P	215,000
Aircraft Tapered Sheets Inc Los Angeles, California	60,000	0	-	412,608	I	110,000
Air Force Tool Purchase	← (Not Applicable) →					28,395,000
American LaFrance Foamite Corp. Elmira, New York	400,000	0	-	-	P	30,000
Bardeen Corporation Danbury, Connecticut	40,000 plus present buildings	0	-	-	P	250,000
Beaver Precision Products Inc. Clawson, Michigan (Sub to Cleveland Pneumatic)	16,650	0	-	-	P	800,000
Breeze Corporation, Incorporated Newark, New Jersey	112,000	0	-	-	P	510,000
Bullard Company Bridgeport, Connecticut	648,490	0	-	-	I	250,000
Cleveland Industrial Tool Company Cleveland, Ohio	35,000	0	-	-	P	90,000
Cleveland Pneumatic Tool Company Cleveland, Ohio	← (See Landing Gears, Wheels and Brakes) →					1,400,000
Continuing Capital Expenditures	← (Not Applicable) →					53,000
Dayton Precision Manufacturing Co. Dayton, Ohio	34,000	0	-	-	P	200,000
D. K. Manufacturing Company Chicago, Illinois	← (Not Applicable) →					8,000
Dow Chemical Corporation Madison, Illinois	1,200,000	0	-	-	P	1,753,000
Dunbar Kapple Incorporated Geneva, Illinois	← (Not Applicable) →					26,000
Eastern Air Devices, Corporation Brooklyn, New York	30,000	0	-	-	P	65,000
Foote Bros Gear and Machine Corp. Chicago, Illinois (Sub to Curtiss-Wright Propeller Division)	235,000	0	-	-	r	75,000
General Electric Company West Lynn, Massachusetts	30,000	0	-	-	C	600,000
Goodyear Tire and Rubber Company Akron, Ohio	← (Not Applicable) →					15,000
Kaiser-Frazier Corporation Long Beach, California	← (Refer to Douglas - Category 1) →					1,400,000
Link Aviation Incorporated Binghamton, New York	140,000	0	-	N A	P	220,000
Lougee, N.A. Company New York, New York	30,557	0	-		Service	5,350,000

OF PRODUCTIVE CAPACITY AND SUPPLY — CONTINUED

Personal Property - to which the Air Force has either whole or part title.)

(A S O F 30 J U N E 1951)

MAJOR PRODUCT	MONTHLY PRODUCTION		TAX AMORTIZATION CERTIFICATES	SPECIAL FACILITY CONTRACTOR
	Current	Estimated Maximum	Endorsed or Approved	
(8)	(9)	(10)	(11)	(1)
			\$ 7,313,000	CATEGORY 14 - MISCELLANEOUS
Jato Units	Research and Development		1,680,000	Aerojet Engineering Corporation Azusa, California
Tapered Sheets	26,000 lbs.	116,000 lbs.	499,000	Aircraft Tapered Sheets Inc Los Angeles, California
Machine Tools	← Not Applicable →			Air Force Tool Purchase
Crash Trucks	0	60	-	American LaFrance Foamite Corp. Elmira, New York
Bearings	0	100,000/mo	622,000	Barden Corporation Danbury, Connecticut
Ball Bearing Screws and Actuators	600	5,000/mo	-	Beaver Precision Products Inc. Clawson, Michigan (Sub to Cleveland Pneumatic)
Electrical Connectors	0	166,680/mo	-	Breeze Corporation, Incorporated Newark, New Jersey
Grommets	0	83,340/mo		
Cable Clamps	0	54,160/mo		
Machine Tools	0	Not Established	880,000	Bullard Company Bridgeport, Connecticut
Bearing Shells	0	Adapted to Pro- duction Schedule	-	Cleveland Industrial Tool Company Cleveland, Ohio
Ball Bearing Screws and Actuators	0	2,000/mo.	-	Cleveland Pneumatic Tool Company Cleveland, Ohio
			-	Continuing Capital Expenditures
Commutators	400,000/ month	817,000/ month	240,000	Dayton Precision Manufacturing Co. Dayton, Ohio
Repair of Welding Equipment	← Not Applicable →		-	D. K. Manufacturing Company Chicago, Illinois
Magnesium Sheets	0	150,000/ lbs.	2,719,000	Dow Chemical Corporation Madison, Illinois
Repair of Welding Equipment	← Not Applicable →		-	Dunbar Kapple Incorporated Geneva, Illinois
Special Motors & Blowers	5,817	6,800/ month	-	Eastern Air Devices, Corporation Brooklyn, New York
B-36 Propeller Gears	150 Sets/Month	150 Sets/Month	143,000	Foots Bros Gear and Machine Corp. Chicago, Illinois (Sub to Curtiss-Wright Propeller Division)
Fuel Storage Facilities for J-47 Engine	1,000,000 Gallon Capacity to Test 175 Engines per month		-	General Electric Company West Lynn, Massachusetts
Engine Fuel Cell Test	← Not Applicable →		-	Goodyear Tire and Rubber Company Akron, Ohio
Lease Termination	← Not Applicable →		-	Kaiser-Frazer Corporation Long Beach, California
Various Simulators	0	7/mo.	-	Link Aviation Incorporated Binghamton, New York
C-11 Jet Trainers	3	15/mo.		
Machine Tool Expediting	← Not Applicable →		-	Lougee, H.S. Company New York, New York

TABLE 147 - USAF INDUSTRIAL FACILITIES - EXPANSION
 (Includes all Facilities in the USAF Industrial Reserve - Real and

(AS OF JUNE 1951)

SPECIAL FACILITY CONTRACTOR	FLOOR AREA (Sq Ft)		ACQUISITION COST OF FACILITIES		a/ TYPE OF EXPANSION	ADDITIONAL FUNDS AUTHORIZED AND ALLOCATED SINCE 30 June 1950
	Total Available	Air Force Owned or Controlled	Land and Buildings	Machinery and Equipment		
(1)	(2)	(3)	(4)	(5)	(6)	(7)
<u>CATEGORY 14 - Contined</u>						
<u>MISCELLANEOUS</u>						
Norma Hoffman Bearings Corporation Stamford, Connecticut	143,000	0	-	-	P	1,100,000
Sprague Electric Company North Adams, Massachusetts	1,218,071	0	-	33,530	P	1,200,000
US Spring and Bumper Company Los Angeles, California (Sub to Ford-Kansas)	No Report	0	-	-	P	61,000
Ward-LaFrance Truck Company Elmira, New York	0	0	-	-	R	19,000
Weisner and Rapp Company, Inc. (Farnum Manufacturing Division) Buffalo, New York	53,890	0	-	23,500	I	80,000
Aluminum Company of America Alcoa, Tennessee	No Report	0	-	-	P	20,000

a/ For meaning of code letters see last page of this tabel under "EXPLANATION OF COLUMNS"

OF PRODUCTIVE CAPACITY AND SUPPLY --- CONTINUED

Personal Property - to which the Air Force has either whole or part title)

(AS OF 30 JUNE 1951)

MAJOR PRODUCT	MONTHLY PRODUCTION		TAX AMORTIZATION CERTIFICATES	SPECIAL FACILITY CONTRACTOR
	Current	Estimated Maximum	Endorsed or Approved	
(8)	(9)	(10)	(11)	(1)
				<u>CATEGORY 14 - Contined</u> <u>MISCELLANEOUS</u>
Precision Bearings	0	434,000/ month	530,000	Norma Hoffman Bearing Corporation Stamford, Connecticut
Ceramic Coated Wire	38 mil. ft.	217 mil. ft. per mo.	-	Sprague Electric Company North Adams, Massachusetts
Splice Plates	0	80/ month	-	US Spring and Bumper Company Los Angeles, California (Sub to Ford-Kansas)
Repair of Welding Equipment	← Not Applicable →		-	Ward-LaFrance Truck Company Elmira, New York
Spar Mills and Metal Rolls	Rehabilitation of Reserve Tools		-	Weisner and Rapp Company, Inc. (Farmm Manufacturing Division) Buffalo, New York
Magnesium Sheet	90,000 lbs.	90,000 lbs.	-	Aluminum Company of America Alcoa, Tennessee

TABLE 147 - USAF INDUSTRIAL FACILITIES - EXPANSION OF PRODUCTIVE CAPACITY AND SUPPLY -- CONTINUED

EXPLANATION OF COLUMNS:

- Column (1) - SPECIAL FACILITY CONTRACTOR: A contractor that is to be, or has been provided with industrial facilities by the government under a contract, to be used in connection with the performance of a separate contract or contracts for supplies or services.
- Column (2) - FLOOR AREA (Square Feet) - TOTAL AVAILABLE: The total number of square feet of floor space of plant at site, whether contractor owned or government owned, and whether or not all the area is in use on Air Force production.
- Column (3) - FLOOR AREA (Square Feet) - AIR FORCE OWNED OR CONTROLLER: The total number of square feet of Air Force owned or other government agency controlled floor area that is available at the plant site.
- Column (4) - ACQUISITION COST OF FACILITIES - LAND AND BUILDINGS: The dollar value as carried on Air Force property records, the acquisition cost of land, land improvements, construction or major building modifications which have been completed.
- Column (5) - ACQUISITION COST OF FACILITIES - MACHINERY AND EQUIPMENT: The dollar value as carried on property records, the acquisition cost of machinery and equipment and personal property provided to the contractor under facilities contract or lease, and which are in place.
- Column (6) - TYPE OF EXPANSION - EXPLANATION OF LETTER DESIGNATIONS:
 C - Construction of Real Property.
 R - Conversion or Rehabilitation of Existing Real Property.
 P - Purchase of Machinery and Equipment and/or Individual Equipment.
 I - 100% Industrial Reserve Expansion.
- Column (7) - ADDITIONAL FUNDS AUTHORIZED AND ALLOCATED SINCE 30 June 1950: The number of dollars made available through budget authorizations from Headquarters USAF, beginning with FY-1951 authorizations to be used in the expansion of a specific project.
- Column (8) - MAJOR PRODUCT: The primary end item or items to be produced.
- Column (9) - MONTHLY PRODUCTION - CURRENT: Present capacity prior to expansion in units per month.
- Column (10) - MONTHLY PRODUCTION - ESTIMATED MAXIMUM: The possible output in units per month after the approved expansion is completed.
- Column (11) - TAX AMORTIZATION CERTIFICATES: The amount of dollars representing the estimated cost of a privately owned industrial facility or a portion thereof required by the contractor for use in defense production for which the contractor has requested a "Certificate of Necessity" and received approval. This approved certificate permits the contractor to make a quick write-off -- five years, instead of the usual twenty years -- of the cost of the plant.

SOURCE : Director of Industrial Resources - DCS/M

TABLE 148 - USAF INDUSTRIAL RESERVE - METAL WORKING MACHINERY REQUIREMENTS

TYPE OF MACHINERY	AIR FORCE RESERVE JUNE-1951	CALENDAR YEAR REQUIREMENTS										
		TOTAL	1951		1952				1953			
			3rd Quarter	4th Quarter	1st Quarter	2nd Quarter	3rd Quarter	4th Quarter	1st Quarter	2nd Quarter	3rd Quarter	4th Quarter
TOTAL	15,480	91,181	21,171	22,436	17,769	13,511	10,333	3,821	1,150	497	261	232
Industry		75,619	16,495	17,398	16,281	12,050	8,878	2,377	1,150	497	261	232
AF Supply & Maintenance		15,562	4,676	5,038	1,488	1,461	1,455	1,444	-	-	-	-
Boring Mills	428	3,563	752	782	732	591	533	95	47	16	7	3
Industry		3,540	752	773	729	588	530	95	47	16	7	3
AF Supply & Maintenance		25	7	9	3	3	-	-	-	-	-	-
Broaching Machines	29	1,125	207	283	219	202	170	26	16	2	-	-
Industry		1,125	207	283	219	202	170	26	16	2	-	-
AF Supply & Maintenance		-	-	-	-	-	-	-	-	-	-	-
Drilling Machines	1,309	13,175	2,926	3,234	2,691	1,897	1,384	672	210	73	39	49
Industry		10,906	2,155	2,855	2,410	1,617	1,104	354	210	73	39	49
AF Supply & Maintenance		2,269	771	379	281	280	280	278	-	-	-	-
Gear Cutting & Finishing Machines	1,001	1,637	410	410	330	222	171	47	28	14	4	1
Industry		1,637	410	410	330	222	171	47	28	14	4	1
AF Supply & Maintenance		-	-	-	-	-	-	-	-	-	-	-
Grinding Machines	4,288	17,336	3,763	4,134	3,371	2,795	2,281	728	150	75	22	17
Industry		13,551	2,757	2,959	2,969	2,394	1,880	328	150	75	22	17
AF Supply & Maintenance		3,785	1,006	1,175	402	401	401	400	-	-	-	-
Lathes	2,478	14,420	3,069	3,531	3,102	2,089	1,653	569	176	130	47	54
Industry		12,887	2,887	2,803	2,944	1,933	1,498	415	176	130	47	54
AF Supply & Maintenance		1,533	182	728	158	155	154	-	-	-	-	-
Milling Machines	2,068	10,663	2,219	2,317	2,324	1,800	1,256	390	184	82	46	45
Industry		10,166	1,998	2,200	2,276	1,763	1,219	353	184	82	46	45
AF Supply & Maintenance		497	221	117	48	37	37	37	-	-	-	-
Planers	5	209	20	60	72	36	15	4	2	-	-	-
Industry		209	20	60	72	36	15	4	2	-	-	-
AF Supply & Maintenance		-	-	-	-	-	-	-	-	-	-	-
Miscellaneous Machine Tools	775	9,423	2,171	2,599	1,710	1,345	995	430	112	23	11	27
Industry		7,511	1,671	1,882	1,534	1,170	822	259	112	23	11	27
AF Supply & Maintenance		1,912	500	717	176	175	173	171	-	-	-	-
Bending & Forming Machines	310	2,093	390	644	355	309	194	163	25	7	4	2
Industry		1,285	299	322	251	211	97	67	25	7	4	2
AF Supply & Maintenance		808	91	322	104	98	97	96	-	-	-	-
Hydraulic & Pneumatic Presses	251	1,036	271	285	200	136	82	31	17	8	5	1
Industry		978	252	260	195	133	79	28	17	8	5	1
AF Supply & Maintenance		58	19	25	5	3	3	3	-	-	-	-
Mechanical Presses - Power Driven	50	1,808	380	392	408	356	165	54	26	19	7	1
Industry		1,794	356	392	408	356	165	54	26	19	7	1
AF Supply & Maintenance		14	14	-	-	-	-	-	-	-	-	-
Punching & Shearing Machines	60	2,417	546	919	326	225	200	159	22	6	10	4
Industry		866	205	188	205	105	81	40	22	6	10	4
AF Supply & Maintenance		1,551	341	731	121	120	119	119	-	-	-	-


TABLE 148 — USAF INDUSTRIAL RESERVE — METAL WORKING MACHINERY REQUIREMENTS — CONTINUED

TYPE OF MACHINERY	AIR FORCE RESERVE JUNE-1951	CALENDAR YEAR REQUIREMENTS										
		TOTAL	1951		1952				1953			
			3rd Quarter	4th Quarter	1st Quarter	2nd Quarter	3rd Quarter	4th Quarter	1st Quarter	2nd Quarter	3rd Quarter	4th Quarter
<u>Forging Machinery & Hammers (Not including Forging Presses)</u>	89	649	147	113	170	121	71	11	6	6	2	2
Industry		649	147	113	170	121	71	11	6	6	2	2
AF Supply & Maintenance		-	-	-	-	-	-	-	-	-	-	-
<u>Wire & Metal Ribbon Forming Machines (Not Including Roll Forming)</u>	4	70	41	9	10	3	5	1	-	1	-	-
Industry		70	41	9	10	3	5	1	-	1	-	-
AF Supply & Maintenance		-	-	-	-	-	-	-	-	-	-	-
<u>Riveting Machines (Not Including Power Driven Hand Riveting Machines)</u>	269	3,814	1,198	992	639	408	273	202	35	13	41	13
Industry		1,974	396	516	497	268	133	62	35	13	41	13
AF Supply & Maintenance		1,840	802	476	142	140	140	140	-	-	-	-
<u>Miscellaneous Secondary Metal Forming and Cutting Machines</u>	2	313	144	79	42	19	11	12	4	2	-	-
Industry		313	144	79	42	19	11	12	4	2	-	-
AF Supply & Maintenance		-	-	-	-	-	-	-	-	-	-	-
<u>Welding Machines - Electric</u>	1,553	2,823	925	773	372	375	233	87	48	6	2	2
Industry		2,201	645	517	350	353	212	66	48	6	2	2
AF Supply & Maintenance		622	280	256	22	22	21	21	-	-	-	-
<u>Welding Machines - Oxy Acetylene</u>	1	208	115	23	23	19	4	3	-	-	-	-
Industry		208	115	23	23	21	19	4	3	-	-	-
AF Supply & Maintenance		-	-	-	-	-	-	-	-	-	-	-
<u>Balancing Machines</u>	19	282	64	55	55	52	33	13	6	2	2	-
Industry		282	64	55	55	52	33	13	6	2	2	-
AF Supply & Maintenance		-	-	-	-	-	-	-	-	-	-	-
<u>Inspection Test and Measuring Machines</u>	478	2,870	805	569	469	409	527	46	16	10	9	10
Industry		2,870	805	569	469	409	527	46	16	10	9	10
AF Supply & Maintenance		-	-	-	-	-	-	-	-	-	-	-

SOURCE : Director Of Industrial Resources - DCS/M

PART X

TRANSPORTATION



TRANSPORTATION

Information in this section indicates to some extent the transportation requirements of the Air Force, and the means and facilities by which these requirements are satisfied.

The data include:

- (1) OUTBOUND MOVEMENT OF AIR FORCE CARGO BY OCEAN TRANSPORTATION
- (2) INBOUND MOVEMENT OF AIR FORCE CARGO BY OCEAN TRANSPORTATION
- (3) OUTBOUND MOVEMENT OF AIR FORCE SPONSORED PASSENGERS BY OCEAN TRANSPORTATION
- (4) INBOUND MOVEMENT OF AIR FORCE SPONSORED PASSENGERS BY OCEAN TRANSPORTATION
- (5) USAF-DIRECTED FREIGHT MOVED ON GOVERNMENT BILLS OF LADING IN THOUSAND TON MILES
- (6) USAF-DIRECTED FREIGHT MOVED ON GOVERNMENT BILLS OF LADING IN U.S. SHORT TONS
- (7) AIR FORCE PASSENGER RAIL TRAFFIC IN CONTINENTAL U.S.
- (8) RAILROAD EQUIPMENT IN OPERATION AT USAF INSTALLATIONS
- (9) AVIATION GASOLINE FOR USAF MOVED BY OCEAN TRANSPORTATION
- (10) SUMMARY OF TRAFFIC MOVED BY MILITARY AIR TRANSPORT SERVICE VIA ALL CHANNELS UNDER JURISDICTION OF USAF
- (11) MUTUAL DEFENSE ASSISTANCE - AIR FORCE CARGO MOVED BY OCEAN TRANSPORTATION ON MSTS VESSELS
- (12) FUNDS EXPENDED TO PROCURE COMMERCIAL TRANSPORTATION INCIDENT TO THE SUPPORT OF THE USAF

TABLE 149 - OUTBOUND MOVEMENT OF AIR FORCE CARGO BY OCEAN TRANSPORTATION - F. Y. 1951

(Measurement Tonnage. Includes Air Force supplies and equipment to support overseas troops)

Origin and Destination	FISCAL YEAR 1951				
	Total	First Quarter	Second Quarter	Third Quarter	Fourth Quarter
<u>Total</u>	<u>1,279,199</u>	<u>329,790</u>	<u>241,505</u>	<u>338,994</u>	<u>368,910</u>
NEW YORK	255,217	50,484	63,574	58,420	82,739
NEW ORLEANS	197,706	13,780	38,873	81,748	63,305
SAN FRANCISCO	666,686	200,182	105,844	176,768	183,892
SEATTLE	159,590	65,344	33,214	22,058	38,974
<u>ATLANTIC AREA - Total</u>	<u>231,875</u>	<u>55,092</u>	<u>42,324</u>	<u>56,800</u>	<u>77,659</u>
<u>North Atlantic</u>	<u>32,594</u>	<u>9,074</u>	<u>10,115</u>	<u>5,287</u>	<u>8,118</u>
New York	32,594	9,074	10,115	5,287	8,118
<u>Caribbean & South America</u>	<u>12,630</u>	<u>1,097</u>	<u>2,130</u>	<u>4,853</u>	<u>4,550</u>
New York	854	135	53	345	321
New Orleans	11,776	962	2,077	4,508	4,229
<u>Europe (incl. Mediterranean)</u>	<u>152,871</u>	<u>42,919</u>	<u>27,025</u>	<u>27,355</u>	<u>55,572</u>
New York	129,961	30,824	24,010	26,460	48,667
New Orleans	10,587	3,517	3,015	895	3,160
San Francisco	12,323	8,578	-	-	3,745
<u>Africa-Near East</u>	<u>33,780</u>	<u>2,002</u>	<u>3,054</u>	<u>19,305</u>	<u>9,419</u>
New York	33,440	2,002	3,054	19,305	9,079
New Orleans	340	-	-	-	340
<u>PACIFIC AREA - Total</u>	<u>1,047,324</u>	<u>274,698</u>	<u>199,181</u>	<u>282,194</u>	<u>291,251</u>
<u>Alaska</u>	<u>34,351</u>	<u>7,636</u>	<u>4,605</u>	<u>5,931</u>	<u>16,179</u>
San Francisco	3,386	890	278	793	1,419
Seattle	30,971	6,746	4,327	5,138	14,760
<u>Middle Pacific</u>	<u>50,497</u>	<u>7,143</u>	<u>11,698</u>	<u>27,474</u>	<u>4,182</u>
New Orleans	47	8	-	-	39
San Francisco	50,393	7,135	11,696	27,470	4,092
Seattle	57	-	2	4	51
<u>Marianas-Bonins</u>	<u>3,824</u>	<u>1,098</u>	<u>500</u>	<u>239</u>	<u>987</u>
New York	421	-	-	-	421
San Francisco	2,403	1,098	500	239	566
<u>Phil-Buyukus-Australia</u>	<u>194,516</u>	<u>55,275</u>	<u>45,746</u>	<u>35,163</u>	<u>61,332</u>
New York	26,801	8,084	17,788	-	929
New Orleans	28,318	-	8,937	6,330	13,051
San Francisco	84,091	12,979	9,444	22,885	38,783
Seattle	55,306	34,212	6,577	5,948	8,569
<u>Asia</u>	<u>3,047</u>	-	-	-	<u>3,047</u>
San Francisco	-	-	-	-	3,047
<u>Japan & Korea</u>	<u>762,089</u>	<u>203,546</u>	<u>139,632</u>	<u>213,387</u>	<u>205,524</u>
New York	31,140	365	8,554	7,023	15,204
New Orleans	145,638	9,293	24,844	70,015	42,486
San Francisco	511,049	169,502	83,926	125,381	132,740
Seattle	73,256	24,386	22,308	10,968	15,594

SOURCE: Directorate of Transportation. DCS/M

TABLE 150 - INBOUND MOVEMENT OF AIR FORCE CARGO BY OCEAN TRANSPORTATION - F.Y. 1951

(Measurement tonnage. Includes return of supplies and equipment from overseas units)

Origin and Destination	FISCAL YEAR 1951				
	Total	First Quarter	Second Quarter	Third Quarter	Fourth Quarter
<u>Total</u>	<u>130,558</u>	<u>28,182</u>	<u>35,942</u>	<u>29,574</u>	<u>36,860</u>
NEW YORK	29,810	8,263	8,480	6,334	6,733
NEW ORLEANS	24,914	2,090	12,201	6,120	4,503
SAN FRANCISCO	58,845	12,118	10,504	11,451	24,772
SEATTLE	16,989	5,711	4,757	5,669	852
<u>ATLANTIC AREA - Total</u>	<u>54,825</u>	<u>10,454</u>	<u>20,681</u>	<u>12,454</u>	<u>11,236</u>
<u>North Atlantic</u>	<u>6,409</u>	<u>1,382</u>	<u>2,049</u>	<u>789</u>	<u>2,189</u>
New York	6,409	1,382	2,049	789	2,189
<u>Caribbean & South America</u>	<u>5,744</u>	<u>2,323</u>	<u>1,461</u>	<u>460</u>	<u>1,500</u>
New York	575	132	227	53	163
New Orleans	5,068	2,090	1,234	407	1,337
Seattle	101	101	-	-	-
<u>Europe-Incl. (Mediterranean)</u>	<u>42,380</u>	<u>6,728</u>	<u>16,990</u>	<u>11,165</u>	<u>7,497</u>
New York	22,534	6,728	6,023	5,452	4,331
New Orleans	19,846	-	10,967	5,713	3,166
<u>Africa-Near East</u>	<u>292</u>	<u>21</u>	<u>181</u>	<u>40</u>	<u>50</u>
New York	292	21	181	40	50
<u>PACIFIC AREA - Total</u>	<u>75,733</u>	<u>17,728</u>	<u>15,261</u>	<u>17,120</u>	<u>25,624</u>
<u>Alaska</u>	<u>11,339</u>	<u>5,610</u>	<u>3,030</u>	<u>1,664</u>	<u>1,035</u>
San Francisco	592	-	-	409	183
Seattle	10,747	5,610	3,030	1,255	852
<u>Middle Pacific</u>	<u>18,316</u>	<u>5,593</u>	<u>1,197</u>	<u>484</u>	<u>11,042</u>
San Francisco	18,316	5,593	1,197	484	11,042
<u>Marianas-Bonins</u>	<u>623</u>	<u>24</u>	<u>86</u>	<u>263</u>	<u>250</u>
San Francisco	623	24	86	263	250
<u>Phil-Ryukus-Australia</u>	<u>10,028</u>	<u>3,609</u>	<u>2,026</u>	<u>2,648</u>	<u>1,745</u>
San Francisco	10,028	3,609	2,026	2,648	1,745
<u>Japan-Korea</u>	<u>35,247</u>	<u>2,892</u>	<u>8,742</u>	<u>12,061</u>	<u>11,552</u>
San Francisco	29,106	2,892	7,015	7,647	11,552
Seattle	6,141	-	1,727	4,414	-
<u>Asia</u>	<u>180</u>	<u>-</u>	<u>180</u>	<u>-</u>	<u>-</u>
San Francisco	180	-	180	-	-

SOURCE: Directorate of Transportation. DCS/M

TABLE 151 - OUTBOUND MOVEMENT OF USAF SPONSORED PASSENGERS BY OCEAN TRANSPORTATION - F.Y. 1951

Destination Area and Shipping Port	FISCAL YEAR 1951									
	TOTAL		1st Quarter		2nd Quarter		3rd Quarter		4th Quarter	
	Military	Civilian a/	Military	Civilian a/	Military	Civilian a/	Military	Civilian a/	Military	Civilian a/
TOTAL	70,425	8,955	26,314	1,322	11,514	2,581	12,547	1,605	20,050	3,447
NEW YORK	26,781	5,019	5,587	1,141	4,579	1,498	6,428	981	10,187	1,399
NEW ORLEANS	521	5	-	-	-	-	518	-	3	5
SAN FRANCISCO	40,967	3,304	19,964	33	6,900	939	4,781	453	9,322	1,879
SEATTLE	2,078	524	738	106	23	154	798	132	519	132
ATLANTIC AREA - Total . .	27,380	5,166	5,612	1,183	4,591	1,527	6,968	1,020	10,209	1,436
North Atlantic	3,256	109	517	25	727	36	711	26	1,301	22
New York	3,256	109	517	25	727	36	711	26	1,301	22
Caribbean & So. America	1,370	668	145	131	52	106	722	229	444	202
Canal Zone	554	186	94	38	37	56	105	36	318	56
New York	554	186	94	38	37	56	105	36	318	56
Antilles	738	340	26	51	10	21	595	154	107	114
New York	217	335	26	51	10	21	77	154	104	109
New Orleans	521	5	-	-	-	-	518	-	3	5
Europe -(Incl Medit.) . .	22,723	4,368	4,949	1,027	3,780	1,377	5,531	752	8,463	1,212
New York	22,723	4,368	4,949	1,027	3,780	1,377	5,531	752	8,463	1,212
Africa - Near East . . .	31	21	1	-	25	8	4	13	1	-
New York	31	21	1	-	25	8	4	13	1	-
PACIFIC AREA - Total . .	43,045	3,789	20,702	139	6,923	1,054	5,579	585	9,841	2,011
Alaska	8,434	312	2,546	9	536	79	1,650	99	3,702	125
San Francisco	6,358	7	1,810	-	513	4	852	-	3,183	3
Seattle	2,076	305	736	9	23	75	798	99	519	122
Middle Pacific	3,445	985	787	-	497	231	1,617	205	544	549
San Francisco	3,445	985	787	-	497	231	1,617	205	544	549
Marianas - Bonins . . .	1,638	942	932	10	516	387	31	57	159	488
San Francisco	1,638	942	932	10	516	387	31	57	159	488
Phil-Ryukyus-Australia .	6,946	1,239	4,939	11	850	271	523	147	634	810
Phil-(San Francisco) . .	2,261	838	1,271	4	457	229	308	68	225	537
Ryukyus-(San Fran) . . .	4,685	401	3,668	7	393	42	215	79	409	273
Japan	22,582	311	11,498	109	4,524	86	1,758	77	4,802	39
San Francisco	22,582	92	11,496	12	4,524	7	1,758	44	4,802	29
Seattle	2	219	2	97	-	79	-	33	-	10

a/ Includes dependents of both Military and Civilian employees.

b/ Includes 25 Military and 42 Civilian passengers to South America.

c/ Includes 12 Military and 29 Civilian passengers to South America.

d/ Includes 22 Military and 39 Civilian passengers to South America.

e/ Includes 19 Military and 32 Civilian passengers to South America.

TABLE 152 - INBOUND MOVEMENT OF USAF SPONSORED PASSENGERS BY OCEAN TRANSPORTATION - F.Y. 1951

Origin and Destination	FISCAL YEAR 1951									
	TOTAL		1st Quarter		2nd Quarter		3rd Quarter		4th Quarter	
	Military	Civilian a/	Military	Civilian a/	Military	Civilian a/	Military	Civilian a/	Military	Civilian a/
TOTAL	11,577	6,453	2,754	1,801	1,791	834	678	1,266	5,354	2,552
NEW YORK	4,992	3,368	1,129	966	1,582	531	356	779	1,925	1,092
NEW ORLEANS	9	40	1	-	-	-	2	9	6	31
SAN FRANCISCO	5,298	1,903	1,202	258	169	227	230	384	3,697	1,034
SEATTLE	1,249	1,078	413	565	28	42	88	89	720	382
ATLANTIC AREA - Total . .	5,042	3,491	1,151	997	1,594	565	360	793	1,937	1,136
North Atlantic	194	166	30	43	16	26	38	24	110	73
New York	194	166	30	43	16	26	38	24	110	73
Caribbean & So. America	476	648	135	132	57	129	44	52	240	335
Canal Zone	333	337	97	79	35	52	36	35	165	171
New York	312	278	84	60	35	52	34	26	159	140
New Orleans	9	40	1	-	-	-	2	9	6	31
San Francisco	12	19	12	19	-	-	-	-	-	-
Antilles	114	247	29	41	10	43	6	12	69	151
New York	114	247	29	41	10	43	6	12	69	151
Europe - (Incl Medit) . .	4,370	2,669	986	822	1,521	407	277	715	1,586	725
New York	4,370	2,669	986	822	1,521	407	277	715	1,586	725
Africa - Near East . . .	2	8	-	-	-	3	1	2	1	3
New York	2	8	-	-	-	3	1	2	1	3
PACIFIC AREA - Total . .	6,535	2,962	1,603	804	197	269	318	473	4,417	1,416
Alaska	1,072	731	318	351	22	41	85	72	647	267
Seattle	1,071	723	318	351	22	41	84	64	647	267
San Francisco	1	8	-	-	-	-	1	8	-	-
Middle Pacific	1,135	247	240	34	2	14	12	42	881	157
San Francisco	1,135	247	240	34	2	14	12	42	881	157
Marianas - Bonin	615	317	295	26	15	37	22	65	283	189
San Francisco	615	317	295	26	15	37	22	65	283	189
Philippines-Ryukyus . .	1,235	527	187	110	61	76	62	84	925	257
(Phil) San Francisco . .	619	358	95	68	8	55	20	61	496	184
(Ryukyus) San Fran. . .	616	159	92	42	53	21	42	23	429	73
Japan - Korea	2,478	1,140	563	283	97	101	137	210	1,681	546
San Francisco	2,304	810	468	69	91	100	137	210	1,608	431
Seattle	174	330	95	214	6	1	-	-	73	115

a/ Includes dependents of both Military and Civilian employees.

b/ Includes 9 Military and 12 Civilian passengers from South America.

c/ Includes 12 Military and 34 Civilian passengers from South America.

d/ Includes 2 Military and 5 Civilian passengers from South America.

e/ Includes 6 Military and 13 Civilian passengers from South America.

TABLE 153 - USAF DIRECTED FREIGHT MOVED ON GOVERNMENT BILLS OF LADING IN TON MILES - F.Y. 1951

(In thousands of ton miles)

Month	Total	Rail			Motor		Air	Water	Freight Forwarder	Alaskan Freight Carrier
		Carload	Less Carload	Express	Truck Load	Less Truck Load				
Total . . .	3,253,882	1,983,329	44,828	19,051	657,570	169,777	6,379	260,141	108,833	3,974
First Quarter . . .	646,678	392,912	13,430	4,774	143,969	36,523	1,998	32,770	19,298	1,004
Second Quarter . . .	739,350	468,431	9,275	3,046	131,999	37,928	1,083	64,061	22,868	659
Third Quarter . . .	859,299	511,236	10,226	8,706	170,206	43,990	1,505	81,136	31,297	997
Fourth Quarter . . .	1,008,555	610,750	11,897	2,525	211,396	51,336	1,793	82,174	35,370	1,314
First Quarter . . .	166,538	97,712	1,894	1,366	46,148	10,905	565	3,967	3,886	75
Jul 1950	243,958	156,283	7,771	1,860	45,524	13,635	940	8,881	8,276	788
Aug	236,182	138,917	3,765	1,548	52,297	11,983	493	19,902	7,136	141
Second Quarter . . .	229,761	142,326	3,195	1,130	44,151	12,793	458	17,519	8,044	145
Oct	251,656	153,960	3,404	946	44,838	13,417	220	26,613	7,928	330
Nov	257,933	172,145	2,676	970	43,010	11,718	405	19,929	6,896	184
Third Quarter . . .	297,487	158,212	3,542	1,394	51,672	14,566	594	53,996	13,446	65
Jan 1951	228,367	150,979	2,678	837	42,396	13,407	282	9,935	7,250	603
Feb	333,445	202,045	4,006	6,475	74,138	16,017	629	17,205	10,601	329
Fourth Quarter . . .	312,349	194,786	3,896	744	62,814	17,343	477	20,080	11,734	475
Apr	342,081	200,424	4,168	955	76,746	17,503	829	30,851	10,132	473
May	354,125	215,540	3,833	826	71,836	16,490	487	31,243	13,504	366

Source: Directorate of Transportation. DCS/M

TABLE 154 - USAF DIRECTED FREIGHT MOVED ON GOVERNMENT BILLS OF LADING IN US SHORT TONS - FISCAL YEAR 1951

(In U S Short Tons)

	Total	Rail			Motor		Air	Water	Freight Forwarder	Alaskan Freight Carrier
		Carload	Less Carload	Express	Truck Load	Less Truck Load				
Total . . .	5,108,771	2,668,200	38,100	9,900	1,749,050	204,650	3,621	375,500	57,100	2,650
First Quarter . . .	1,054,341	564,800	7,950	2,910	374,050	43,700	981	48,150	11,150	650
Second Quarter . . .	1,183,198	666,600	8,550	2,150	360,750	44,850	623	86,250	12,675	750
Third Quarter . . .	1,322,375	664,300	9,650	2,690	455,950	53,200	935	120,900	14,150	600
Fourth Quarter . . .	1,548,857	772,500	11,950	2,150	558,300	62,900	1,082	120,200	19,125	650
First Quarter . . .	268,825	144,550	1,900	770	99,700	12,700	255	6,650	2,200	100
Jul 1950	368,533	204,850	2,850	1,160	127,650	16,500	473	9,600	5,050	400
Aug	416,983	215,400	3,200	980	146,700	14,500	253	31,900	3,900	150
Second Quarter . . .	391,383	215,100	2,950	840	129,150	15,950	243	22,450	4,600	100
Oct	413,655	229,100	3,050	650	122,300	14,550	155	39,000	4,400	450
Nov	378,160	222,400	2,550	660	109,300	14,350	225	24,800	3,675	200
Third Quarter . . .	452,121	211,400	3,375	880	140,450	17,000	366	73,850	4,600	200
Jan 1951	338,574	188,800	2,200	610	112,950	16,950	264	12,600	3,950	250
Feb	531,680	264,100	4,075	1,200	202,550	19,250	305	34,450	5,600	150
Fourth Quarter . . .	476,643	257,000	3,875	600	160,250	21,350	218	26,950	6,250	150
Apr	536,657	247,000	4,250	860	208,900	21,300	622	47,700	5,675	350
May	535,557	268,500	3,825	690	189,150	20,250	242	45,550	7,200	150

Source: Directorate of Transportation. DCS/M

TABLE 155 - AIR FORCE PASSENGER RAIL TRAFFIC IN CONTINENTAL US (MOVED IN GROUPS ONLY)

(MOVED IN GROUPS ONLY)

MONTH	(MOVED IN GROUPS ONLY)				
	Total Passenger Miles	Number of Passengers	Number of Moves	Average Haul per Passenger Miles	Av. No. Passengers Per Group Moved
<u>FISCAL YEAR 1951 - TOTAL</u>	140,467,392	112,123	2,072	1,285	55
<u>First Quarter - Total</u>	27,343,270	18,981	327	1,475	58
July 1950	6,629,350	4,030	76	1,645	53
August	10,508,520	7,961	107	1,320	74
September	10,205,400	6,990	144	1,460	48
<u>Second Quarter - Total</u>	26,543,280	21,354	374	1,237	54
October	15,077,440	11,872	156	1,270	71
November	6,206,355	4,449	108	1,395	41
December	5,259,485	5,033	100	1,045	50
<u>Third Quarter - Total</u>	54,894,185	47,150	613	1,155	76
January 1951	22,991,220	18,247	226	1,260	50
February	24,235,965	21,933	215	1,105	102
March	7,667,000	6,970	172	1,100	40
<u>Fourth Quarter - Total</u>	31,686,657	28,638	758	1,273	32
April	15,485,134	11,582	323	1,337	36
May	8,498,653	6,583	193	1,291	32
June	7,702,870	6,473	242	1,190	26

Source: Directorate of Transportation

TABLE 156 - RAILROAD EQUIPMENT IN OPERATION AT USAF INSTALLATIONS

FISCAL YEAR 1951	LOCOMOTIVES			CRANES			ROLLING STOCK		
	Total	Contl. US	Over-Seas	Total	Contl. US	Over-Seas	Total	Contl. US	Over-Seas
<u>FISCAL YEAR 1951 - AVERAGE</u>	116	107	9	39	38	1	314	171	143
<u>First Quarter - Average</u>	110	101	9	39	38	1	310	162	148
July 1950	110	101	9	40	39	1	310	162	148
August	109	100	9	38	37	1	310	162	148
September	112	103	9	39	38	1	309	161	148
<u>Second Quarter - Average</u>	114	105	9	40	39	1	305	157	148
October	112	103	9	40	39	1	300	152	148
November	114	105	9	40	39	1	306	158	148
December	115	106	9	39	38	1	310	162	148
<u>Third Quarter - Average</u>	119	110	9	40	39	1	316	177	139
January 1951	115	106	9	40	39	1	323	175	148
February	117	108	9	41	40	1	312	178	134
March	125	115	10	40	39	1	313	179	134
<u>Fourth Quarter - Average</u>	122	113	9	39	38	1	327	191	136
April	125	115	10	40	39	1	314	180	134
May	121	112	9	39	38	1	332	195	137
June	121	112	9	39	38	1	334	197	137

Source: Directorate of Transportation

TABLE 157 - AVIATION GASOLINE FOR USAF MOVED BY OCEAN TRANSPORTATION - F.Y. 1951

(In 42 Gallon Barrels)

Type of Product - Origin and Destination	FISCAL YEAR 1951				
	Total	First Quarter	Second Quarter	Third Quarter	Fourth Quarter
Total	13,896,460	3,199,002	4,169,041	2,743,520	2,784,897
115/145 OCTANE GASOLINE	4,058,304	1,061,540	1,764,153	1,045,352	187,259
100/30 OCTANE GASOLINE	6,051,052	1,426,419	1,627,815	1,515,869	1,480,949
J/P - 1/3 JET FUEL	3,722,054	679,666	743,400	1,182,299	1,116,689
80 OCTANE GASOLINE	65,050	31,377	33,673	-	-
115/145 OCTANE GASOLINE	1,625,813	387,311	784,445	373,671	80,386
<u>Gulf Coast - Total</u>	<u>60,586</u>	<u>-</u>	<u>29,975</u>	<u>30,611</u>	<u>-</u>
CONSERVALENT ^{a/}	287,222	120,573	77,943	71,615	17,091
CINCME ^{b/}	532,269	266,738	265,531	-	-
CINCNELM ^{c/}	461,164	-	189,719	271,445	-
Far East	221,277	-	221,277	-	-
Pacific	63,295	-	-	-	63,295
Europe	-	-	-	-	-
<u>East Coast - Total</u>	<u>948,967</u>	<u>276,789</u>	<u>373,557</u>	<u>217,019</u>	<u>81,602</u>
CONSERVALENT ^{a/}	160,615	25,708	36,091	73,271	25,545
CINCME ^{b/}	319,143	251,081	19,132	29,930	19,000
CINCNELM ^{c/}	197,148	-	46,273	113,818	37,057
Far East	272,061	-	272,061	-	-
<u>West Coast - Total</u>	<u>1,453,524</u>	<u>397,440</u>	<u>606,151</u>	<u>454,662</u>	<u>25,271</u>
CINCNELM ^{c/}	136,468	-	-	136,468	-
Far East	905,566	160,197	457,363	288,006	-
Alaska	79,459	-	24,000	30,188	25,271
Pacific	362,031	237,243	124,788	-	-
100/30 OCTANE GASOLINE	2,718,352	359,615	661,190	959,164	738,383
<u>Gulf Coast - Total</u>	<u>230,621</u>	<u>49,712</u>	<u>180,909</u>	<u>-</u>	<u>-</u>
CINCNELM ^{c/}	2,241,001	214,767	449,002	938,849	638,383
Far East	63,223	63,223	-	-	-
Caribbean	83,507	31,913	31,279	20,315	-
Pacific	100,300	-	-	-	100,000
Europe	-	-	-	-	-
<u>East Coast - Total</u>	<u>138,633</u>	<u>-</u>	<u>-</u>	<u>-</u>	<u>138,633</u>
CINCNELM ^{c/}	113,477	-	-	-	113,477
CINCME ^{b/}	25,156	-	-	-	25,156
<u>West Coast - Total</u>	<u>3,194,067</u>	<u>1,066,804</u>	<u>966,625</u>	<u>556,705</u>	<u>603,933</u>
Far East	2,116,753	599,731	704,870	475,152	337,000
Alaska	482,769	135,407	179,447	62,425	105,490
Pacific	594,545	331,666	82,308	19,128	161,443
JP - 1/3 JET FUEL	740,008	195,146	89,920	235,888	219,054
<u>Gulf Coast - Total</u>	<u>39,341</u>	<u>19,424</u>	<u>19,917</u>	<u>-</u>	<u>-</u>
CINCME ^{b/}	534,664	175,722	-	235,888	123,054
CINCNELM ^{c/}	96,000	-	-	-	96,000
Europe	70,003	-	70,003	-	-
Far East	-	-	-	-	-
<u>West Coast - Total</u>	<u>2,264,581</u>	<u>484,520</u>	<u>556,527</u>	<u>567,544</u>	<u>655,990</u>
Far East	1,985,280	424,279	456,657	550,109	554,235
Alaska	261,866	60,241	99,870	-	101,755
Pacific	17,435	-	-	17,435	-
<u>Persian Gulf - Total</u>	<u>717,465</u>	<u>-</u>	<u>96,953</u>	<u>378,867</u>	<u>241,645</u>
Far East	717,465	-	96,953	378,867	241,645
80 OCTANE GASOLINE	65,050	31,377	33,673	-	-
<u>Gulf Coast - Total</u>	<u>31,377</u>	<u>31,377</u>	<u>-</u>	<u>-</u>	<u>-</u>
Europe	33,673	-	33,673	-	-
Far East	-	-	-	-	-

a/ Includes - Iceland, parts of Newfoundland, Azores, Bahamas, Bermuda, Cuba and other areas within the specified boundary line.

b/ Includes - Parts of Newfoundland, Greenland, Eastern and Northeastern Canada and Labrador.

c/ Includes - United Kingdom, Africa, all US Military Bases, except Trieste, bordering on the Mediterranean Sea, Persian Gulf, Arabian Sea, Ceylon and other areas within the specified boundary line.

SOURCE: Directorate of Transportation, DCS/M

TABLE 158 - SUMMARY OF TRAFFIC MOVED BY MATS VIA ALL CHANNELS UNDER JURISDICTION OF USAF -
FISCAL YEAR 1951

MATS, under the command and direction of the Chief of Staff, USAF, is responsible for air transportation for Department of Defense, as directed by the Secretary of Defense. USAF has staff supervision over MATS transport functions. In the following table, breakdown by Division denotes geographic area, but does not necessarily limit the contribution made to MATS airlift for any one division, i. e., Continental Division aircraft augment both the Atlantic and Pacific Divisions. Data do not include traffic originating outside the U. S. which is moved to other overseas areas in intermediate traffic channels.

	INBOUND			OUTBOUND		
	Number of Passengers	Cargo Tons	Total Tons	Number of Passengers	Cargo Tons	Total Tons
Total	<u>140,712</u>	<u>34,072</u>	<u>50,135</u>	<u>134,298</u>	<u>18,759</u>	<u>32,843</u>
Atlantic Division	30,254	9,149	12,564	29,490	3,869	6,953
Pacific Division	91,753	20,329	31,093	82,717	13,625	22,259
Continental Division	18,705	4,594	6,478	22,091	1,265	3,631
Atlantic Division - Transatlantic						
First Quarter	<u>3,281</u>	<u>629</u>	<u>988</u>	<u>4,434</u>	<u>481</u>	<u>911</u>
Jul 1950	703	114	192	1,818	135	306
Aug	1,187	211	350	1,047	129	234
Sept	1,391	304	446	1,569	217	371
Second Quarter	<u>4,840</u>	<u>1,175</u>	<u>1,704</u>	<u>4,830</u>	<u>685</u>	<u>1,182</u>
Oct	1,648	338	518	1,654	194	351
Nov	1,819	388	594	1,499	260	423
Dec	1,373	449	592	1,677	231	406
Third Quarter	<u>5,197</u>	<u>1,332</u>	<u>1,935</u>	<u>2,198</u>	<u>785</u>	<u>1,331</u>
Jan 1951	1,660	461	651	1,583	315	472
Feb	1,624	456	641	1,660	246	421
Mar	1,913	415	643	1,955	224	438
Fourth Quarter	<u>7,610</u>	<u>1,201</u>	<u>2,114</u>	<u>6,033</u>	<u>848</u>	<u>1,473</u>
Apr	2,049	326	573	1,972	224	423
May	2,556	438	753	1,814	313	514
Jun	3,005	437	788	2,247	311	536
Atlantic Division - Bermuda						
First Quarter	<u>490</u>	<u>68</u>	<u>122</u>	<u>402</u>	<u>44</u>	<u>88</u>
Jul 1950	111	35	48	228	12	37
Aug	310	24	58	98	15	26
Sept	69	9	16	76	17	25
Second Quarter	<u>772</u>	<u>82</u>	<u>165</u>	<u>535</u>	<u>40</u>	<u>94</u>
Oct	343	22	58	133	8	21
Nov	267	14	43	194	11	32
Dec	169	46	64	208	21	41
Third Quarter	<u>657</u>	<u>60</u>	<u>130</u>	<u>527</u>	<u>44</u>	<u>100</u>
Jan 1951	289	18	48	223	20	43
Feb	199	11	33	149	13	29
Mar	169	31	49	155	11	28
Fourth Quarter	<u>588</u>	<u>62</u>	<u>122</u>	<u>794</u>	<u>70</u>	<u>153</u>
Apr	188	18	37	243	10	37
May	236	22	47	309	37	70
Jun	164	22	38	242	23	46
Atlantic Division - Arctic						
First Quarter	<u>1,810</u>	<u>440</u>	<u>633</u>	<u>1,405</u>	<u>214</u>	<u>367</u>
Jul 1950	434	127	171	498	63	115
Aug	881	164	261	295	58	90
Sept	495	149	201	612	93	162
Second Quarter	<u>1,069</u>	<u>530</u>	<u>648</u>	<u>2,016</u>	<u>257</u>	<u>488</u>
Oct	395	134	179	654	102	180
Nov	352	205	245	540	97	161
Dec	322	191	224	822	58	147
Third Quarter	<u>1,576</u>	<u>627</u>	<u>795</u>	<u>1,434</u>	<u>223</u>	<u>377</u>
Jan 1951	714	158	234	492	111	165
Feb	411	157	200	391	62	103
Mar	451	312	361	551	50	109
Fourth Quarter	<u>2,336</u>	<u>2,943</u>	<u>3,207</u>	<u>1,882</u>	<u>179</u>	<u>389</u>
Apr	508	683	738	552	61	123
May	700	1,254	1,331	553	60	120
Jun	1,128	1,006	1,138	777	58	146

TABLE 158 - SUMMARY OF TRAFFIC MOVED BY MATS VIA ALL CHANNELS UNDER JURISDICTION OF USAF -
FISCAL YEAR 1951 - CONTINUED

Month	INBOUND			OUTBOUND		
	Number of Passengers	Cargo Tons	Total Tons	Number of Passengers	Cargo Tons	Total Tons
Pacific Division a/						
<u>First Quarter</u>	<u>34,817</u>	<u>1,984</u>	<u>7,966</u>	<u>17,382</u>	<u>2,832</u>	<u>4,482</u>
Jul 1950	6,320	722	1,441	4,542	328	801
Aug	15,486	1,478	3,220	5,825	1,234	1,769
Sept	13,011	1,784	3,305	6,915	1,270	1,912
<u>Second Quarter</u>	<u>22,773</u>	<u>4,455</u>	<u>7,187</u>	<u>21,524</u>	<u>3,087</u>	<u>5,325</u>
Oct	10,536	1,454	2,717	6,230	1,014	1,669
Nov	6,119	1,140	1,870	6,429	952	1,679
Dec	6,118	1,861	2,600	8,865	1,121	1,977
<u>Third Quarter</u>	<u>17,509</u>	<u>5,857</u>	<u>7,985</u>	<u>21,107</u>	<u>4,010</u>	<u>6,246</u>
Jan 1951	6,785	2,164	3,004	6,749	1,440	2,168
Feb	5,657	1,858	2,544	6,906	1,306	2,025
Mar	5,067	1,835	2,437	7,452	1,264	2,053
<u>Fourth Quarter</u>	<u>16,654</u>	<u>6,032</u>	<u>7,958</u>	<u>22,804</u>	<u>2,697</u>	<u>6,206</u>
Apr	5,556	2,207	2,845	7,015	1,378	2,133
May	5,268	2,017	2,628	8,005	1,203	2,083
Jun	5,830	1,808	2,485	7,784	1,116	1,990
Continental Division - Alaska, Aleutians						
<u>First Quarter</u>	<u>1,568</u>	<u>445</u>	<u>623</u>	<u>2,124</u>	<u>102</u>	<u>341</u>
Jul 1950	492	140	197	609	19	87
Aug	448	163	214	774	44	133
Sept	628	142	212	741	39	121
<u>Second Quarter</u>	<u>3,495</u>	<u>946</u>	<u>1,341</u>	<u>4,104</u>	<u>197</u>	<u>650</u>
Oct	1,271	255	400	761	60	143
Nov	1,167	327	458	1,316	70	215
Dec	1,057	364	483	2,027	67	292
<u>Third Quarter</u>	<u>5,488</u>	<u>1,081</u>	<u>1,543</u>	<u>4,851</u>	<u>180</u>	<u>702</u>
Jan 1951	1,426	347	505	1,251	51	187
Feb	1,520	374	548	1,618	62	235
Mar	2,542	360	490	1,982	67	280
<u>Fourth Quarter</u>	<u>3,941</u>	<u>1,107</u>	<u>1,524</u>	<u>5,580</u>	<u>249</u>	<u>854</u>
Apr	1,261	331	473	1,377	82	244
May	1,450	364	501	1,947	84	292
Jun	1,230	412	550	2,256	83	318
Continental Division - Caribbean						
<u>First Quarter</u>	<u>362</u>	<u>74</u>	<u>113</u>	<u>547</u>	<u>85</u>	<u>136</u>
Jul 1950	93	4	13	197	8	26
Aug	102	22	33	143	17	30
Sept	167	48	67	207	60	80
<u>Second Quarter</u>	<u>784</u>	<u>190</u>	<u>273</u>	<u>930</u>	<u>172</u>	<u>267</u>
Oct	216	56	79	232	47	72
Nov	237	66	91	262	66	91
Dec	331	68	103	436	59	104
<u>Third Quarter</u>	<u>1,260</u>	<u>250</u>	<u>476</u>	<u>1,542</u>	<u>139</u>	<u>298</u>
Jan 1951	477	102	151	434	77	121
Feb	338	103	136	506	33	87
Mar	445	145	189	602	29	90
<u>Fourth Quarter</u>	<u>1,807</u>	<u>403</u>	<u>585</u>	<u>2,417</u>	<u>141</u>	<u>382</u>
Apr	549	106	159	707	48	119
May	594	115	178	787	50	129
Jun	664	182	248	923	43	134

a/ Figures for the Pacific Area include movement for all aircraft under MATS control, i.e., Military, Commercial Carriers, Canadian Pacific Airlines, Royal Canadian Air Force, Belgian Sabena Airlines.

SOURCE: Directorate of Transportation. DCS/M

TABLE 159 - MUTUAL DEFENSE ASSISTANCE - AIR FORCE CARGO MOVED BY OCEAN TRANSPORTATION
ON MSTs VESSELS

ORIGIN and DESTINATION	FISCAL YEAR 1951		
	MEASUREMENT TONS		
	TOTAL	First & Second Quarters	Third & Fourth Quarters
<u>Total</u>	<u>151,640</u>	<u>62,076</u>	<u>89,564</u>
<u>EAST COAST</u>	<u>92,728</u>	<u>49,714</u>	<u>43,014</u>
United Kingdom	1,903	1,182	721
Europe	7,757	4,547	3,210
Africa West Coast	15,890	2,451	13,349
Mediterranean	66,905	41,534	25,371
Red Sea and Persian Gulf	273	-	273
<u>GULF COAST</u>	<u>14,297</u>	<u>4,956</u>	<u>9,341</u>
United Kingdom	837	733	104
Europe	4,258	1,473	2,785
Mediterranean	3,174	2,750	424
East Coast Asia	6,028	-	6,028
<u>WEST COAST - CALIFORNIA</u>	<u>43,621</u>	<u>6,412</u>	<u>37,209</u>
Europe	4,496	3,355	1,141
Africa - West Coast	4,779	590	4,189
Ryukyus	886	1	885
Japan / Korea	2	2	-
Philippines	1,673	1,279	394
East Coast Asia	28,308	1,185	27,123
Hawaii	3,475	-	3,475
Mariana-Bonins Islands	2	-	2
<u>WEST COAST - WASHINGTON-OREGON</u>	<u>994</u>	<u>994</u>	<u>-</u>
East Coast Asia	994	994	-

SOURCE : Directorate of Transportation

TABLE 160 - FUNDS EXPENDED TO PROCURE COMMERCIAL TRANSPORTATION INCIDENT TO THE SUPPORT OF THE USAF

(Includes expenses of commercial line-haul transportation charges and accessorial charges immediately incident thereto including tolls, diversion charges, stevedoring and commercial terminal charges for property for which the AF has accountability; expenses for transportation by any commercial means, including air, express, highway, parcel post, railway, intercoastal, coastal or inland waterways, both within the Zone of Interior and within the several overseas theaters. Excludes transportation expenses for first destination transportation; transportation in connection with Real Property Acquisition and Construction activities; transportation incident to Air Combat maneuvers; transportation of organizational equipment and impediments in connection with troop movements; transportation for Research and Development activities; ocean transportation of packaged aviation petroleum oil lubricants and cargo movements.)

PROJECT	TOTAL	First Quarter	Second Quarter	Third Quarter	Fourth Quarter
<u>TOTAL</u>	\$ 225,066,000	\$ 61,406,000	\$ 53,260,000	\$ 77,490,000	\$ 62,910,000
433 <u>Maintenance and Operations</u>	127,533,000	30,703,000	26,630,000	38,745,000	31,455,000
433.1 a/ <u>Commercial Transportation within Zone of Interior</u>	37,129,000	7,431,000	7,903,000	9,862,000	11,933,000
433.2 b/ <u>Intra-theater Commercial Transportation</u>	7,916,000	2,975,000	1,430,000	1,255,000	2,256,000
433.4 c/ <u>Inter-theater (other than MSTTS)</u>	71,137,000	19,300,000	14,500,000	23,200,000	14,137,000
433.5 d/ <u>Army and Navy to Air Force</u>	11,351,000	997,000	2,797,000	4,428,000	3,129,000

a/ Covers movements of Air Force supplies and equipment within the Zone of Interior required to support Air Force activities via all forms of commercial transportation.

b/ Covers all shipments made between Air Force installations overseas in support of Air Force activities.


c/ Covers inter-theater transportation--principal items being commercial airlift required in support of Korean operations.

d/ Covers Commercial movements in the Zone of Interior from Army and Navy installations to Air Force installations when made for the benefit of the Air Force.

SOURCE: Directorate of Transportation

PART XI

**RESEARCH AND
DEVELOPMENT**



RESEARCH AND DEVELOPMENT

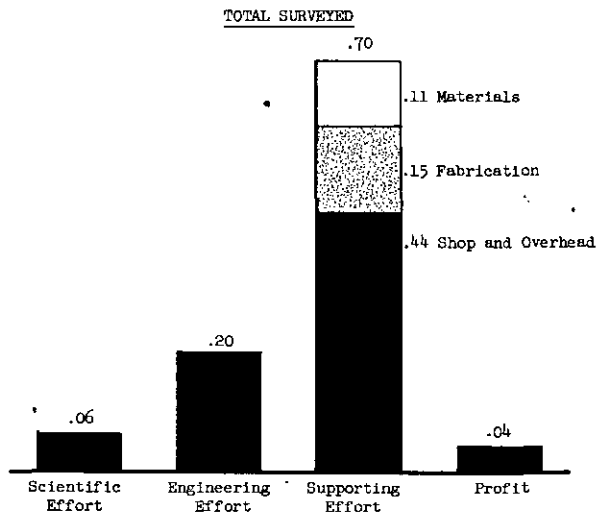
During FY 1951 the following major incidents affecting the operations of USAF Research and Development were noted:

- 1 Jul 1950 - Parachute Test Facility transferred from Edwards Air Force Base to Naval Auxiliary Air Stations, El Centro, California.
- 25 Aug 1950 - Major General G. P. Saville replaced Lt. General B. W. Chidlaw as the Air Force military member on the Research and Development Board.
- 30 Aug 1950 - Staff supervision of Arnold Engineering Development Center, Tullahoma, Tennessee transferred from DCS/M to DCS/D.
- 11 Sep 1950 - Appointment of Dr. L. Ridenour as Special Assistant to the Secretary of the Air Force and as Scientific Advisor to the Deputy Chief of Staff, Development.
- 16 Sep 1950 - Research and Development Command redesignated Air Research and Development Command.
- 27 Sep 1950 - PL 838/81 authorized the transfer of Watson Laboratories to Griffiss Air Force Base, Rome, N.Y.
- 24 Oct 1950 - Establishment of Director of Guided Missiles OSD and appointment of Mr. K. T. Keller.
- 27 Oct 1950 - Formal establishment of Air Force Research and Development Review Board.
- 30 Nov 1950 - Confirmation by Senate of Robert A. Lovett as Deputy Secretary of Defense.
- 16 Dec 1950 - Declaration by the President of a state of National Emergency.
- 30 Jan 1951 - Establishment of Office of Basic Instrumentation in the National Bureau of Standards under the sponsorship of AEC, USAF and Navy.
- 7 Feb 1951 - Establishment of the Physical Security Equipment Agency.
- 28 Mar 1951 - Appointment of Lt. General Doolittle as Special Assistant to the Chief of Staff, USAF, for matters concerned with the organization of ARDC.
- 1 Apr 1951 - Activation of Wright Air Development Center (PROV) Wright-Patterson Air Force Base.
- 1 Apr 1951 - Headquarters Air Research and Development Command relieved of assignment to Air Materiel Command.
- 1 May 1951 - Arnold Engineering Development Center assigned to Air Research and Development Command.
- 14 May 1951 - Establishment of Armed Services Technical Information Agency (ASTIA) by the Secretary of Defense.
- 14 Jun 1951 - Detachment A, Headquarters Air Research and Development Command moved to Baltimore.
- 25 Jun 1951 - Arnold Engineering Development Center Dedication by President Truman.

SCIENTIFIC MANPOWER

The advent of the Korean War resulted in the accelerated and expanded program of military Research and Development confronting us since the beginning of FY 1951. As a result of the increasing programs of the Army, Navy and Air Force, industry's capability to absorb the workload because of shortages of competent technical manpower, has become a predominant consideration. In order to establish planning factors for use in estimating the number of scientific and engineering people required for planned Research and Development programs the Air Research and Development Command conducted a survey of its contractors. The results of this survey, which are summarized in the charts which follow, indicate that 26% of the contract dollar was going into technical manpower costs.

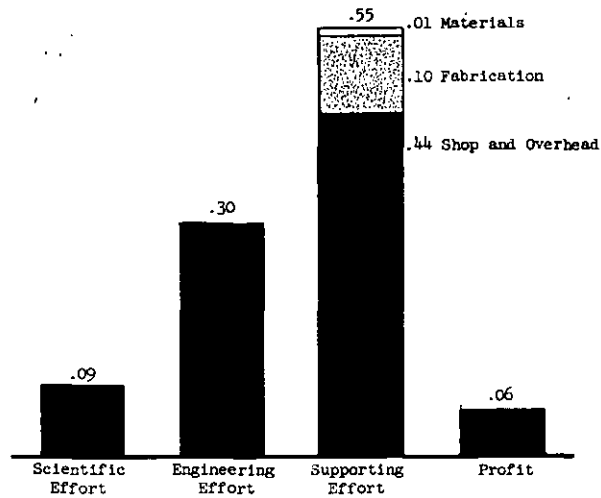
DISTRIBUTION OF USAF RESEARCH AND DEVELOPMENT CONTRACT DOLLARS



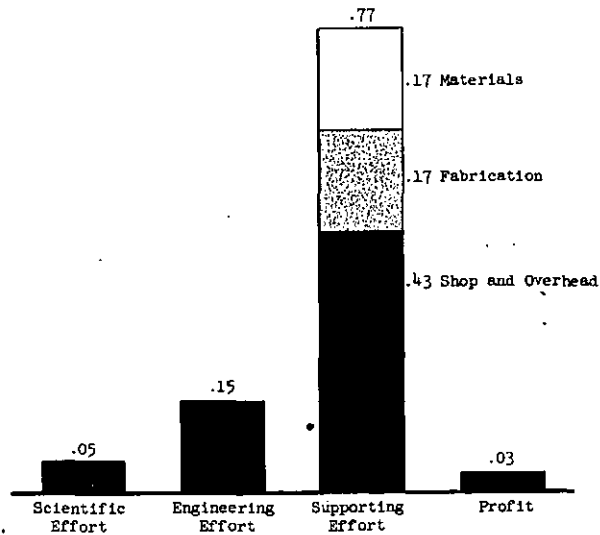
The chart above is based on 440 contracts, 50 contractors involving \$ 319,400,000 (face value).

RESEARCH AND DEVELOPMENT — CONTINUED

It was further found that contract dollars for RESEARCH CONTRACTS, based on 125 contracts, 25 contractors, and \$75,300,000 (face value), were divided thus:



The DEVELOPMENT CONTRACT dollar was expended thus:



The chart above was based on 315 contracts, 41 contractors and \$ 244,100,000.

At the end of Fiscal Year 1951 the largest Research and Development amounts of assigned personnel, funds available, obligations and expenditures in the history of the Air Force Research and Development has been recorded. During this year occurred a transitional period from a peace time to a partial mobilization. The obligations for July 1952 exceeded those of any first month of any previous year.

RESEARCH AND DEVELOPMENT - CONTINUED

PERSONNEL

The total number of USAF direct Research and Development personnel at the end of the fiscal year was 20,039 of which 8,996 were assigned civilians; 67 were special consultants; and 10,976 were military. As indicated in the following table the total Research and Development strength almost doubled in FY 1951, with the largest segment of the increase applying to the area of the military strength.

RESEARCH AND DEVELOPMENT STRENGTH: FY 1951

Personnel Strength	End of Year		Percent Increase
	FY 1950	FY 1951	
<u>Total</u>	<u>10,137</u>	<u>20,039</u>	<u>98</u>
<u>Civilians</u>	<u>7,049</u>	<u>9,063</u>	<u>29</u>
Assigned	7,011	8,996	27
Special Consultants . .	38	67	76
<u>Military</u>	<u>3,088</u>	<u>10,976</u>	<u>255</u>
Officers	942	2,976	216
Enlisted	2,146	8,000	273

Research and Test Personnel totaled 10,325. The distribution of the personnel by Research and Development Agencies supported by the Research and Test Support Program as of 30 June 1951 is as follows:

Arnold Engineering Development Center - 79
 Air Proving Ground - 2,485
 Long Range Proving Ground - 1,071
 Special Weapons Command - 824
 Air Research and Development Command - 5,866

CONTRACTORS

At the end of the fiscal year there was a total 1,657 contractors engaged in USAF Research and Development, an increase of 43.59 per cent. Of the 1,657 contractors, 143 were Non-Profit; 1,235 Industrial; and 279 Governmental. The Non-Profit and Industrial showed the greatest increases, the former going from 120 to 143 between the end of the first quarter and the end of the fiscal year and the latter from 751 to 1,235. The Governmental contracts showed a decrease going from 283 to 279.

Increase in distribution of Air Force Research and Development to the Non-Profit Group of contractors (includes colleges, universities and research foundations) reflects the assumption of those agencies of the development of certain hardware Research and Development, such as major components and weapons systems.

PROJECTS

During FY 1951 the Air Force initiated 173 research and development projects; completed 215; and terminated 547 for other reasons. At the end of the year there were 1,524 active R & D projects as compared with 1,918 at the end of FY 1950.

Although the Air Force R & D program has been appreciably expanded since 1947, it may be seen from the following tabulation that the number of active projects has been continually decreasing:

<u>End of FY</u>	<u>Number of Active Projects</u>
1947	2,728
1948	2,525
1949	2,108
1950	1,918
1951	1,524

The downward trend in the number of active R & D projects does not imply any decrease in Air Force R & D activity.

In FY 1950 the reduction resulted from the actions of the Engineering Division Project Review Committee. This group reviewed all the R & D projects under the cognizance of the Engineering Division, and, in the interests of economy and efficiency, consolidated and eliminated many of them. Five hundred other projects were scheduled for close-out in 1950; of these 322 were closed out in 1950, and the remainder had their close-out dates extended to 1951.

In FY 1951 two factors operated to decrease the number of projects. A new costing and project identification system was initiated by the AMC Engineering Division on 1 November 1950. This system is designed to identify more accurately and uniformly a R & D project in the interests of improved management of R & D, and its application resulted in the elimination of overhead and supply activities from R & D projects' categorization.

The second FY 1951 factor was generated by the Korean action. Although this action was followed by a significant increase in R & D funds, the number of R & D projects continued to decrease. This reflected the concentration on the completion and acceleration of R & D work in effect at the time of the Korean out-break, with all the funds and personnel that could be brought upon it.

TABLE 161 - USAF RESEARCH AND DEVELOPMENT PROGRAM OBLIGATIONS BY COMMAND FOR
PROGRAM YEARS 1949, 1950, AND 1951 AS OF 30 JUNE 1951

Command	Project	Obligations a/
PROGRAM YEAR 1949		
<u>Grand Total</u>	All Projects	\$ 203,116,246
<u>USAF - Total</u>	All Projects	\$ 202,347,314
<u>Continental US - Total</u>	All Projects	202,326,644
<u>Overseas - Total</u>	All Projects	20,670
<u>Other Government Agencies - Total</u>	All Projects	\$ 768,932
<u>Continental US - Total</u>	All Projects	\$ 202,326,644
<u>Air Materiel Command - Total</u>	All Projects	\$ 177,162,262
	611 - Research and Development, Aeronautical	134,150,039
	612 - Salaries, Research and Development	30,703,688
	613 - Service Test Equipment, Research and Development, Aeronautical	3,479,683
	621 - Research and Development, Medical	656,614
	622 - Salaries, Research and Development, Medical	430,628
	630 - Research and Development, Meteorological and Climatological	4,163,998
	665 - Research and Development, Special Project	3,577,612
<u>Headquarters USAF - Total</u>	All Projects	\$ 2,663,781
	611 - Research and Development, Aeronautical	122,667
	665 - Research and Development, Special Project	2,541,114
<u>Air Research and Development Command - Total</u>	All Projects	\$ 20,620,058
	611 - Research and Development, Aeronautical	17,839,950
	613 - Service Test Equipment, Research and Development, Aeronautical	1,555,587
	621 - Research and Development, Medical	50,000
	630 - Research and Development, Meteorological and Climatological	924,521
	665 - Research and Development, Special Project	250,000
<u>Strategic Air Command - Total</u>	All Projects	\$ 19,875
	613 - Service Test Equipment, Research and Development, Aeronautical	355
	621 - Research and Development, Medical	660
	622 - Salaries, Research and Development, Medical	18,860
<u>Air Proving Ground Command - Total</u>	613 - Service Test Equipment, Research and Development, Aeronautical	\$ 570,296
<u>Headquarters Command USAF - Total</u>	All Projects	\$ 273,543
	621 - Research and Development, Medical	12,920
	622 - Salaries, Research and Development, Medical	50,539
	665 - Research and Development, Special Project	210,084
<u>Air Training Command - Total</u>	All Projects	\$ 203,458
	621 - Research and Development, Medical	21,699
	622 - Salaries, Research and Development, Medical	181,759
<u>Military Air Transport Service - Total</u>	665 - Research and Development, Special Project	\$ 47,898
<u>Air University - Total</u>	All Projects	\$ 765,473
	621 - Research and Development, Medical	418,557
	622 - Salaries, Research and Development, Medical	346,916
<u>Overseas - Total</u>	All Projects	\$ 20,670
<u>Alaskan Air Command - Total</u>	All Projects	\$ 9,822
	621 - Research and Development, Medical	469
	622 - Salaries, Research and Development, Medical	9,353
<u>Far East Air Force - Total</u>	665 - Research and Development, Special Project	\$ 10,848
<u>Other Government Agencies - Total</u>	All Projects	\$ 768,932
<u>Signal Corps, Army - Total</u>	665 - Research and Development, Special Project	\$ 249,953

TABLE 161 - USAF RESEARCH AND DEVELOPMENT PROGRAM OBLIGATIONS BY COMMAND FOR
PROGRAM YEARS 1949, 1950, AND 1951 AS OF 30 JUNE 1951 - CONTINUED

Command	Project	Obligations a/
PROGRAM YEAR 1949 (Continued)		
<u>Chemical Corps, Army - Total</u>	665 - Research and Development, Special Project	\$ 76,062
<u>Ordnance Department, Army - Total</u>	All Projects	\$ 142,917
	611 - Research and Development, Aeronautical	100,520
	665 - Research and Development, Special Project	42,397
<u>Corps of Engineers, Army - Total</u>	611 - Research and Development, Aeronautical	\$ 300,000
PROGRAM YEAR 1950		
<u>USAF - Total</u>	All Projects	\$ 207,231,096
<u>Continental US - Total</u>	All Projects	\$ 207,090,508
<u>Overseas - Total</u>	All Projects	\$ 140,588
<u>Continental US - Total</u>	All Projects	\$ 207,090,508
<u>Air Materiel Command - Total</u>	All Projects	\$ 147,630,546
	601 - First Destination Transportation, Research and Development	80,000
	610 - Research	14,177,549
	620 - Major Weapons Components Development	41,982,280
	640 - Weapon Systems Development	56,607,501
	650 - Operational Engineering	243,503
	660 - Human Factors Development	49,777
	671 - Special Project A	1,293,061
	679 - Miscellaneous Special Projects	118,113
	681 - Personal Services	28,377,086
	682 - Travel	1,270,740
	683 - Facilities, Supplies, Equipment and Other	3,430,936
<u>Director of Budget Headquarters, USAF - Total</u>	All Projects	\$ 8,320,826
	610 - Research	679,807
	620 - Major Weapons Components Development	300,000
	650 - Operational Engineering	6,550,000
	660 - Human Factors Development	25,000
	671 - Special Project A	763,983
	683 - Facilities, Supplies, Equipment and Other	2,036
<u>Air Research and Development Command - Total</u>	All Projects	\$ 45,132,635
	610 - Research	8,131,017
	620 - Major Weapons Components Development	11,620,602
	640 - Weapons Systems Development	20,218,339
	650 - Operational Engineering	120,000
	660 - Human Factors Development	50,000
	671 - Special Project A	748,841
	679 - Miscellaneous Special Projects	3,400,000
	682 - Travel	6,137
	683 - Facilities, Supplies, Equipment and Other	837,699
<u>Headquarters Command, USAF - Total</u>	All Projects	\$ 740,494
	610 - Research	92,135
	660 - Human Factors Development	249,535
	671 - Special Project A	35,029
	681 - Personal Services	314,981
	682 - Travel	43,814
	683 - Facilities, Supplies, Equipment, and Other	5,000
<u>Air Training Command - Total</u>	All Projects	\$ 1,166,001
	610 - Research	358,069
	660 - Human Factors Development	424,178
	681 - Personal Services	355,418
	682 - Travel	27,969
	683 - Facilities, Supplies, Equipment, and Other	367

TABLE 161 - USAF RESEARCH AND DEVELOPMENT PROGRAM OBLIGATIONS BY COMMAND FOR
PROGRAM YEARS 1949, 1950, AND 1951 AS OF 30 JUNE 1951 -- CONTINUED

Command	Project	Obligations a/
PROGRAM YEAR 1950 (Continued)		
<u>Air University - Total</u>	All Projects	\$ 2,150,176
	610 - Research	143,000
	660 - Human Factors Development	1,348,861
	681 - Personal Services	616,398
	682 - Travel	37,213
	683 - Facilities, Supplies, Equipment, and Other	4,704
<u>Military Air Transport Service - Total</u>	671 - Special Project A	\$ 146,767
<u>Air Proving Ground Command - Total</u>	640 - Weapons Systems Development	\$ 100,242
<u>Air Engineering Development Division - Total</u>	All Projects	\$ 91,362
	681 - Personal Services	84,614
	682 - Travel	6,748
<u>Special Weapons Command - Total</u>	All Projects	\$ 94,582
	650 - Operational Engineering	80,943
	681 - Personal Services	4,338
	682 - Travel	9,299
<u>Air Force Missile Test Center - Total</u>	All Projects	\$ 1,516,877
	679 - Miscellaneous Special Projects	1,340,163
	681 - Personal Services	151,809
	682 - Travel	24,905
<u>Overseas - Total</u>	All Projects	\$ 140,588
<u>Alaskan Air Command - Total</u>	All Projects	\$ 110,424
	620 - Major Weapons Components Development	69,557
	660 - Human Factors Development	463
	671 - Special Project A	20,663
	681 - Personal Services	19,741
<u>Far East Air Force - Total</u>	671 - Special Project A	\$ 30,164
PROGRAM YEAR 1951		
<u>USAF - Total</u>	All Projects	\$ 324,597,759
<u>Continental US - Total</u>	All Projects	\$ 324,476,771
<u>Overseas - Total</u>	All Projects	\$ 120,988
<u>Continental US - Total</u>	All Projects	\$ 324,476,771
<u>Air Materiel Command - Total</u>	All Projects	\$ 102,577,883
	601 - First Destination Transportation, Research and Development	150,000
	610 - Research	18,633,487
	620 - Major Weapons Components Development	17,685,704
	640 - Weapons Systems Development	42,686,386
	660 - Human Factors Development	64,938
	681 - Special Projects	434,233
	690 - Laboratory Operations	22,923,135
<u>Director of Budget, Headquarters, USAF - Total</u>	All Projects	\$ 7,541,278
	610 - Research	810,889
	620 - Major Weapons Components Development	400,000
	660 - Human Factors Development	60,000
	681 - Special Projects	6,270,389

TABLE 161 - USAF RESEARCH AND DEVELOPMENT PROGRAM OBLIGATIONS BY COMMAND FOR
PROGRAM YEARS 1949, 1950, AND 1951 AS OF 30 JUNE 1951 -- CONTINUED

Command	Project	Obligations a/
PROGRAM YEAR 1951 (Continued)		
<u>Air Research and Development Command - Total</u>	<u>All Projects</u>	\$ 202,950,658
	610 - Research	28,897,119
	620 - Major Weapons Components Development	55,451,538
	640 - Weapons Systems Development	100,523,592
	660 - Human Factors Development	200,500
	681 - Special Projects	1,665,466
	690 - Laboratory Operations	16,212,443
<u>Military Air Transport Service - Total</u>	<u>681 - Special Projects</u>	\$ 49,197
<u>Secretary of Air Staff - Total</u>	<u>All Projects</u>	\$ 1,143,143
	610 - Research	159,181
	660 - Human Factors Development	383,007
	690 - Laboratory Operations	600,955
<u>Air Training Command - Total</u>	<u>All Projects</u>	\$ 1,629,840
	610 - Research	232,895
	660 - Human Factors Development	737,402
	690 - Laboratory Operations	659,543
<u>Air University - Total</u>	<u>All Projects</u>	\$ 3,936,842
	610 - Research	115,000
	660 - Human Factors Development	2,961,380
	690 - Laboratory Operations	860,462
<u>Air Proving Ground Command - Total</u>	<u>All Projects</u>	\$ 206,193
	640 - Weapons Systems Development	94,592
	690 - Laboratory Operations	111,601
<u>Air Force Missile Test Center - Total</u>	<u>All Projects</u>	\$ 3,609,506
	681 - Special Projects	2,306,179
	690 - Laboratory Operations	1,303,327
<u>Special Weapons Command - Total</u>	<u>690 - Laboratory Operations</u>	\$ 198,609
<u>Air Engineering Development Division - Total</u>	<u>690 - Laboratory Operations</u>	\$ 633,622
<u>Overseas - Total</u>	<u>All Projects</u>	\$ 120,988
<u>Alaskan Air Command - Total</u>	<u>All Projects</u>	\$ 120,988
	660 - Human Factors Development	86,967
	690 - Laboratory Operations	34,021

a/ Actual Dollars.

Note:

The USAF Research and Development program obligations by command for Fiscal Years 1949, 1950 and 1951 are summarized in the table above. This table records the transition of the Research and Development mission from the Air Materiel Command in Fiscal Years 1949 and 1950, to the new Air Research and Development Command in Fiscal Year 1951. The transition of Research and Development from the Air Materiel Command to the Air Research and Development Command was not effected completely during Fiscal Year 1951, therefore, a sizeable amount of R & D funds still was charged to the Air Materiel Command in this fiscal year.

Source: Financial Management Division, Directorate of Budget, DCS/Comptroller, USAF.

TABLE 162 - STATUS OF USAF RESEARCH AND DEVELOPMENT FUNDS FY 1948 THROUGH FY 1951 -
AS OF 30 JUNE 1951

(The table below summarizes the Research and Development appropriations, obligations, and expenditures of funds for Fiscal Years 1948, 1949, 1950 and 1951. The impact of the Korean War on the Research and Development budget is reflected in this table in that the figures show the Fiscal Year 1951 appropriation to be 60% greater than the appropriation of the two previous Fiscal Years which had been established at a level of approximately \$225,000,000 per year. This table further indicates that approximately 75% of the funds obligated prior to Fiscal Year 1951 had been expended by 30 June 1951. Approximately 28% of Fiscal Year 1951 funds were expended by the end of the Fiscal Year. Figures shown are in millions of dollars. Figures in parentheses indicate minus quantities.)

Fiscal Year	Appropriation	Obligations	Expenditures	Adjustments a/	Unliquidated Obligations
1948	\$ 145.3	\$ 137.0	\$ 136.0	\$ (0.4)	\$ 1.0
1949	225.0	203.1	176.3	(16.8)	26.8
1950	233.0	207.2	147.7	(17.6)	59.4
1951	320.2	324.6	91.8	49.7	232.8

a/ Represents net result of increases and/or decreases affecting appropriation availability such as transfers, program adjustments, etc.

Source: Financial Management Division, Directorate of Budget, DCS/Comptroller, Hq, USAF.

TABLE 163 - DISTRIBUTION OF OPEN RESEARCH AND DEVELOPMENT CONTRACTS AT FACE VALUE
BY STATE OR COUNTRY

(The table below summarizes the total obligations of open Research and Development contractors by state or country. This table points out the concentration of Research and Development in the highly industrial and metropolitan areas of the country such as the east coast, the midwest and the west coast. Figures are rounded to the nearest thousands of dollars.)

State or Country	Funds		State or Country	Funds	
	FY 1951	FY's 1947 - 1951		FY 1951	FY's 1947 - 1951
<u>Worldwide - Total</u>	\$ 261,193	\$ 660,248	New Jersey	\$ 16,147	\$ 59,888
<u>USAF - Total</u>	\$ 261,156	\$ 659,290	New Mexico	331	439
<u>Continental - Total</u>	\$ 261,142	\$ 659,230	New York	50,753	151,183
Alabama	84	107	North Carolina	122	262
Arkansas	10	10	Ohio	12,198	35,595
California	49,067	134,837	Oklahoma	538	1,201
Colorado	89	830	Oregon	78	172
Connecticut	13,763	34,347	Pennsylvania	9,150	15,805
Delaware	36	187	Rhode Island	106	219
District of Columbia	27,256	29,112	Tennessee	-	2
Florida	947	987	Texas	5,640	9,384
Georgia	183	287	Utah	123	208
Illinois	7,880	18,179	Virginia	1,170	2,774
Indiana	2,951	6,431	Washington	25,606	58,735
Iowa	733	899	West Virginia	-	8
Kansas	235	1,181	Wisconsin	1,267	4,509
Kentucky	158	308	Wyoming	9	30
Maine	6	6	<u>Outside Possessions - Total</u>	14	60
Maryland	10,415	18,568	Alaska	14	60
Massachusetts	17,637	45,134	<u>Overseas - Total</u>	37	958
Michigan	2,810	13,299	Canada	24	190
Minnesota	1,479	4,398	England	13	543
Missouri	2,114	9,625	Germany	-	207
Nebraska	-	11	Japan	-	4
New Hampshire	51	73	Switzerland	-	14

Source: Assistant for Development Programming, DCS/D, Hq USAF.

TABLE 164—NUMBER OF CONTRACTORS ENGAGED IN USAF RESEARCH AND DEVELOPMENT—FY 1951

(The table below points up the increase in the total number of contractors engaged in Air Force Research and Development during Fiscal Year 1951. The number of contractors at the end of Fiscal Year 1951 was about 40% greater than the number at the end of the first quarter of Fiscal Year 1951. This increase is another effect of the outbreak of the war in Korea. The increased number of contractors reflects not only the expanded Research and Development program, but also the attempt to place Research and Development work with as many qualified organizations as possible).

Type of Contractors	First Quarter	Second Quarter	Third Quarter	Fourth Quarter
Total	1,154	1,304	1,455	1,657
Non-Profit	120	125	134	143
Industrial	751	894	1,040	1,235
Governmental	283	285	281	279

Source: Assistant for Development Programming, DCS/D, Hq USAF.

TABLE 165—USAF MAJOR RESEARCH AND DEVELOPMENT CONTRACTORS—FY 1951

(The table below lists the major non-profit and industrial organizations engaged in Air Force Research and Development work during Fiscal Year 1951 as well as the period of FY 1947-1951. Face value is the full or original contract value. Figures are in thousands of dollars.)

In Terms of FY 1951 Procurement		In Terms of Total Open Procurement	
Contractor	Face Value	Contractor	Face Value
EDUCATIONAL AND NON-PROFIT		EDUCATIONAL AND NON-PROFIT	
Total	\$ 15,090	Total	\$ 41,842
Armour Research Foundation	2,032	Armour Research Foundation	4,654
Battelle Memorial Institute	1,313	Battelle Memorial Institute	2,803
Boston University	1,329	Boston University	2,647
Massachusetts Institute of Technology	4,161	California Institute of Technology	1,310
Ohio State Research Foundation	1,678	Massachusetts Institute of Technology	14,094
University of Chicago	1,663	Ohio State Research Foundation	4,267
University of Illinois	1,113	University of California	1,436
University of Michigan	1,801	University of Chicago	2,000
		University of Illinois	1,587
		University of Michigan	5,718
		University of Texas	1,326
INDUSTRIAL		INDUSTRIAL	
Total	\$ 140,237	Total	\$ 391,464
AeroJet Engineering Corporation	2,716	AeroJet Engineering Corporation	12,971
Bell Aircraft Corporation	14,471	Bell Aircraft Corporation	28,857
Boeing Airplane Company	25,728	Boeing Airplane Company	59,602
Consolidated-Vultee Aircraft Corporation	2,833	Consolidated-Vultee Aircraft Corporation	6,051
Cornell Aeronautical Laboratory	2,751	Cornell Aeronautical Laboratory	6,743
Douglas Aircraft Company, Inc.	2,811	Curtiss-Wright Corporation	7,454
Fairchild Engine and Airplane Company	3,135	Douglas Aircraft Company, Inc.	12,577
General Electric Company	10,822	Fairchild Engine and Airplane Company	25,917
Glenn L. Martin Company	5,106	General Electric Company	34,164
Hughes Aircraft Corporation	6,758	General Motors Corporation	6,709
Kellogg Corporation	3,271	Glen L. Martin Company	11,534
M. W. Kellogg Company	2,525	Hughes Aircraft Corporation	23,192
North American Aviation, Inc.	10,163	Lockheed Aircraft Corporation	5,867
Northrop Aircraft, Inc.	10,520	M. W. Kellogg Company	8,170
Piasecki Helicopter Company	4,581	North American Aviation, Inc.	30,505
Radio Corporation of America	2,515	Northrop Aircraft, Inc.	21,864
RAND Corporation	4,000	Piasecki Helicopter Company	6,701
Republic Aviation Corporation	6,083	Radio Corporation of America	8,321
Sperry Gyroscope Company	4,251	RAND Corporation	6,170
United Aircraft Corporation	12,066	Republic Aviation Corporation	10,390
Wright Aeronautical Division, Curtiss-Wright Corporation	3,131	Sperry Gyroscope Company	12,133
		United Aircraft Corporation	28,284
		Wright Aeronautical Division, Curtiss-Wright Corporation	17,288

Source: Assistant for Development Programming, DCS/D, Hq USAF.

TABLE 166 - SUMMARY OF OPEN USAF RESEARCH AND DEVELOPMENT CONTRACTS BY TYPE OF CONTRACTORS DURING FISCAL YEAR 1951

(The tables below summarize for historical purposes, the status of Research and Development contractual operations for all active fiscal years during Fiscal Year 1951. These tables indicate that at the end of the fiscal year, approximately 65% of the unliquidated obligations represent funds which were obligated during the fiscal year. Face value is the full or original contract value. Figures are in thousands of dollars.)

Fiscal Year	First Quarter		Second Quarter		Third Quarter		Fourth Quarter	
	Face Value	Unliquidated	Face Value	Unliquidated	Face Value	Unliquidated	Face Value	Unliquidated
Non-Profit								
<u>Total</u>	\$ 47,961	\$ 21,547	\$ 54,831	\$ 24,884	\$ 60,037	\$ 29,730	\$ 71,786	\$ 35,227
1946	1,168	32	1,110	27	-	-	-	-
1947	2,249	163	2,040	136	1,866	144	2,714	128
1948	9,525	1,740	9,535	1,419	8,519	1,215	8,562	995
1949	16,716	4,387	16,787	2,063	15,675	2,208	15,690	1,540
1950	16,205	13,127	17,335	13,215	17,412	9,845	17,506	6,962
1951	2,098	2,098	8,024	8,024	16,465	16,318	27,314	25,602
Industrial								
<u>Total</u>	\$ 486,176	\$ 208,296	\$ 521,951	\$ 219,296	\$ 479,788	\$ 240,571	\$ 553,700	\$ 266,125
1946	108,537	12,918	105,109	12,406	-	-	-	-
1947	28,211	3,046	27,520	2,526	26,925	2,275	27,211	1,974
1948	76,693	15,527	76,473	13,363	73,774	11,129	74,421	10,273
1949	126,446	53,195	126,453	42,284	124,393	33,574	124,434	27,771
1950	118,879	96,200	122,916	86,840	123,500	73,869	124,398	51,613
1951	27,410	27,410	63,480	61,877	131,196	119,724	203,236	174,494
Governmental								
<u>Total</u>	\$ 39,356	\$ 6,602	\$ 46,363	\$ 6,953	\$ 30,865	\$ 6,776	\$ 34,759	\$ 8,140
1947	1,714	528	1,305	4	24	4	21	2
1948	626	115	576	77	493	78	499	78
1949	9,035	1,153	8,967	225	763	129	687	135
1950	18,427	3,184	17,691	786	2,806	728	2,910	740
1951	9,554	1,622	17,824	5,861	26,779	5,837	30,642	7,185

Source: Assistant for Development Programming, DCS/D, Hq USAF.

TABLE 167 - SUMMARY OF OPEN USAF RESEARCH AND DEVELOPMENT CONTRACTS AND PURCHASE ORDERS BY FISCAL YEAR APPROPRIATIONS DURING FISCAL YEAR 1951

(See headnote of table above)

Fiscal Year	First Quarter		Second Quarter		Third Quarter		Fourth Quarter	
	Face Value	Unliquidated	Face Value	Unliquidated	Face Value	Unliquidated	Face Value	Unliquidated
<u>Total</u>	\$ 712,273	\$ 247,651	\$ 768,617	\$ 261,668	\$ 587,477	\$ 286,395	\$ 707,826	\$ 317,534
1942	24,523	16	24,523	16	-	-	-	-
1943	27,018	1,086	27,018	1,086	-	-	-	-
1944	22,120	241	22,124	232	-	-	-	-
1945	42,117	1,397	42,117	1,268	-	-	-	-
1946	110,602	13,177	107,046	12,626	-	-	-	-
1947	33,971	4,418	32,459	3,287	30,091	2,746	31,264	2,421
1948	90,153	18,845	89,841	16,167	85,823	13,622	86,417	12,428
1949	157,324	62,040	157,828	48,448	145,776	38,742	145,714	32,073
1950	157,196	115,026	160,853	101,799	146,495	86,064	147,480	60,536
1951	47,249	31,405	104,808	76,739	179,292	145,221	296,951	210,076

Source: Assistant for Development Programming, DCS/D, Hq USAF.

TABLE 168 - RESEARCH AND DEVELOPMENT PROJECTS BY YEAR OF APPROVAL - FY 1939 THROUGH FY 1951

Fiscal Year	Number of Projects	Fiscal Year	Number of Projects
<u>Total</u>	<u>1,524</u>	1946	216
1939	2	1947	206
1942	2	1948	231
1943	7	1949	266
1944	19	1950	284
1945	118	1951 <u>a/</u>	173

a/ Of the 1,524 active projects under development during FY 1951 6 or 0% were classified as Top Secret; 177 or 12%, Secret; 198 or 13%, Confidential; 383 or 25%, Restricted; and 760 or 50% were unclassified.


Source: Assistant for Development Programming, DCS/D, Hq. USAF.



PART XII

FISCAL

1. BUDGET
2. PROCUREMENT
3. MISCELLANEOUS



FISCAL

The Fiscal area covers the major portion of tables relating to financial matters. Subjects covered are: Budget, Procurement, Bonds, Civilian Suggestions and Awards, Air Force Aid Society Summaries, and Civilian Retirements.

BUDGET

The Budget Section of this area reflects the funding operations of the various Air Force Appropriations and/or funds with the respective major programs for the fiscal years indicated in the title of each table. Some of the related Budget tables are to be found in other areas of the publication such as reports on Air National Guard, Reserve Forces, Mutual Defense Assistance Program, and Research and Development.

The report on Reserve Officer Training Corps does not appear as a separate table in this publication but is combined with the Reserve table in as much as the ROTC and AF Reserve programs were merged in FY 1951 under the Reserve Personnel Requirements Appropriation in so far as pay is concerned while the Reserve procurement was abolished in other Air Force appropriations.

Two new tables have been added to the Budget area. They are: Table 172 - "Fiscal Year 1950 and Fiscal Year 1951, Expenditures from Fiscal Year 1950 Direct Appropriations and Authorizations". Table 175 - "Department of the Air Force Analysis of Acquisition and Construction of Real Property Appropriation: As of 30 June 1951".

DEFINITIONS

ANNUAL BUDGET AUTHORIZATION

The annual amount authorized for the purpose of executing an approved annual financial plan and which it is expected will be allocated to a Command or allotted to an installation during the fiscal year for the project covered by the authorization. The amount of the annual budget authorization is not available for obligation until the funds are allotted.

APPROPRIATION ACCOUNT

An account established to make amounts available for obligation and expenditure from the Treasury. (AFM 172-1).

APPROPRIATIONS OR CASH APPROPRIATIONS

An authorization by an act of Congress to make payments out of the Treasury for specified purposes within a prescribed amount. (AFM 172-1).

APPROPRIATION REIMBURSEMENT

A collection, other than an expenditure refund, for commodities work, or service furnished, or to be furnished, to an individual, firm, corporation, or federal agency, or for the benefit of other appropriations of the Department of the Air Force, which collection lawfully may be covered into the Treasury of the United States as repayment to an appropriation. (AFM 172-1).

BUDGET PROGRAM

The classifications of contemplated or actual obligations and expenditures by related projects within a major program; e.g. Aircraft and related Material, Electronics Equipment, etc. (AFM 172-1).

CONTRACT AUTHORIZATION

Statutory authorization under which contracts or other obligations may be entered into prior to appropriations for the payment of such obligations. (AFM 172-1).

EXPENDITURES

The amount of vouchers or other documents (less refunds received) which have been entered in fiscal accounts as final charges against an appropriation or fund. (AFM 172-1).

FUND

A sum of money or other resources authorized by law to be set aside and to be used or expended only for authorized purposes. (AFM 172-1).

MAJOR PROGRAM

The broadest divisions or classifications of contemplated or actual obligations and expenditures according to function or activity; e.g. Procurement, Construction, Maintenance, Administration, etc. (AFM 172-1).

OBLIGATION

The amount of an order placed, a contract awarded, a service received, or any other transaction which legally reserve an appropriation or fund during a given period of time. (AFM 172-1)

OBLIGATIONS INCURRED

Represent the total amount of obligations which have been established against an appropriation or fund during a given period of time. (AFM 172-1).

PROJECT

The classification of actual or contemplated obligations and expenditures in terms of the specific function or activity within the related budget program. (AFM 172-1)

REAL PROPERTY

Representing the fixed capital assets of the Air Force, consists of lands and interests therein, such as ownership, leases, permits, easements, licenses, or rights-of-way; ground and structural facilities; utility systems (except those communications systems and installed technical equipment which are not the responsibility of the air installation officer); and permanently attached or installed appurtenances thereto other than "P" property. ("P" property is that nonexpendable property which is permanently attached to or integrated into real property in such a manner that it cannot be removed without causing substantial physical damage or changing the designed standard and only as listed in the attachment. See paragraph 7, AFR 93-1. "P" property will be recorded in the real property accountable record.) Real property includes, but is not limited to, runways, taxiways, aprons, roads, walks, railroads, towers, bridges, piers, docks, drainage systems, utility systems (lighting, heating, water, gas, power, sewage disposal, liquid fuel distribution, and the like), storage facilities, structural or training aids and recreational facilities, housing facilities, hospital, operational, technical, and other buildings and structures.

FISCAL - CONTINUED

RESERVE

That portion of an appropriation (or contract authorization) held or set aside for further operations, contingencies, or other purposes, and in respect of which authorization to incur obligations has been withheld. (AFM 172-1).

UNLIQUIDATED OBLIGATION

Is that portion of an obligation for which expenditure is yet to be made. (AFM 172-1)

UNOBLIGATED BALANCE

Is that portion of a budgetary authorization which has not been obligated. The term refers to appropriations, apportionments, allocations, and allotments. (AFM 172-1)

MISCELLANEOUSDEFINITIONSCONTRACTS

(Ref: ASPrl 1-201.6 Sec 15 Appendix A) All types of agreements and orders for the procurement of supplies or services. It includes, by way of description and without limitation, awards and preliminary notices of award; contracts of a fixed-price, cost, cost plus a fixed fee, or incentive type; contracts providing for the issuance of job orders, task orders or task letters thereunder; letter contracts, letters of intent, and purchase orders. It also includes amendments, modifications, and supplemental agreements with respect to any of the foregoing.

PROCUREMENT

The term "procurement" includes by way of description and without limitation, purchasing, renting, leasing, or otherwise obtaining supplies or services.

SUGGESTION PROGRAM

Various amounts of cash paid to individuals for acceptable suggestions used by the government. The value of the award is determined by evaluating the suggestions and if the savings are tangible (calculated in dollars and cents) the amount is paid in accordance with a table set up by Executive Order No. 9817, 31 December 1946. (All government agencies use the same basis for awards). If tangible savings cannot be calculated the award is determined in accordance with AF #10 of AFM 40-1, 19 August 1949.

AWARDS PROGRAM

Honorary recognition accorded employees who accomplish their duties in a meritorious or exceptional manner. (AF E 11 of AFM 40-1, 16 January 1950.)

AIR FORCE AID SOCIETY

A civilian corporation, incorporated under the laws of the District of Columbia, 9 March 1942, for the purpose of collecting and holding funds and of relieving the distress of Air Force Personnel and their dependents (1 March 1946, authority was given to begin operating as the official emergency relief organization of the Air Force. It extends the work of the American Red Cross, but does not relieve it.) Personnel eligible to receive assistance are:

1. Air Force personnel and their dependents.
2. Active Air Reserve Personnel and their dependents.
3. Air National Guard Personnel and their dependents.
4. Dependents of disabled and deceased Air Force personnel.
5. Dependents of disabled and deceased Army Air Force personnel who were disabled or who died while on active duty.



TABLE 169 - DEPARTMENT OF THE AIR FORCE USAF APPROPRIATIONS AND NET OBLIGATING AUTHORITY
FOR FY 1951 PROGRAM

(Includes funds appropriated in FY 1952 to finance the deferred portion of the FY 1951 Programs. Figures are in thousands of dollars. Figures in parentheses indicate minus quantities.)

Appropriation Titles and Citation of Public Laws	Obligating Authority Enacted			Cash Transfers	Net Obligating Authority
	Total	Cash Appropriated	Contract Author- izations		
<u>TOTAL</u>	\$ 20,344,847	\$ 18,775,907	\$ 1,568,940	\$ 84,158	\$ 20,429,005
<u>Aircraft and Related Procurement (Continuing) a/ - Total</u>	11,251,360	9,714,920	1,536,440	12,486	11,263,846
PL 759, 81st Congress.	a/ b/ 1,711,440	a/ 175,000	b/ 1,536,440	-	a/ b/ 1,711,440
PL 843, 81st Congress.	2,777,300	2,777,300	-	-	2,777,300
PL 911, 81st Congress.	2,114,700	2,114,700	-	-	2,114,700
PL 43, 82nd Congress.	700,000	700,000	-	-	700,000
PL 179, 82nd Congress.	c/ 3,947,920	c/ 3,947,920	-	-	c/ 3,947,920
Net Transfers to and from Other Agencies	-	-	-	g/ 12,486	12,486
<u>Major Procurement Other Than Aircraft (Continuing) - Total</u>	1,510,826	1,510,826	-	686,107	2,196,933
PL 759, 81st Congress.	-	-	-	a/ 194,882	194,882
PL 843, 81st Congress.	-	-	-	a/ 491,225	491,225
PL 911, 81st Congress.	583,900	583,900	-	-	583,900
PL 43, 82nd Congress.	340,000	340,000	-	-	340,000
PL 179, 82nd Congress.	c/ 586,926	c/ 586,926	-	-	c/ 586,926
<u>Acquisition and Construction of Real Property (Continuing) - Total</u>	1,455,648	1,423,148	32,500	-	1,455,648
PL 759, 81st Congress.	e/ 139,784	e/ 139,784	-	-	139,784
PL 843, 81st Congress.	227,200	194,700	32,500	-	227,200
PL 911, 81st Congress.	807,000	807,000	-	-	807,000
PL 43, 82nd Congress.	281,664	281,664	-	-	281,664
<u>Maintenance and Operations, 1951 - Total</u>	2,971,362	2,971,362	-	52,238	3,023,600
PL 759, 81st Congress.	1,027,662	1,027,662	-	d/ 60,349	1,088,011
PL 843, 81st Congress.	799,100	799,100	-	d/ (7,493)	791,607
PL 911, 81st Congress.	704,600	704,600	-	-	704,600
PL 43, 82nd Congress.	440,000	440,000	-	-	440,000
Net Transfers to and from Other Agencies	-	-	-	h/ (618)	(618)
<u>Military Personnel Requirements, 1951 - Total</u>	1,941,700	1,941,700	-	(6,200)	1,935,500
PL 759, 81st Congress.	1,245,000	1,245,000	-	d/ (4,768)	1,240,232
PL 843, 81st Congress.	307,000	307,000	-	d/ (1,432)	305,568
PL 911, 81st Congress.	264,700	264,700	-	-	264,700
PL 43, 82nd Congress.	125,000	125,000	-	-	125,000
<u>Research and Development (Continuing) - Total</u>	297,611	297,611	-	72,290	369,901
PL 759, 81st Congress.	182,611	182,611	-	f/ 22,627	205,238
PL 911, 81st Congress.	115,000	115,000	-	-	115,000
Net Transfers to and from Other Agencies	-	-	-	i/ 49,663	49,663

TABLE 169 - DEPARTMENT OF THE AIR FORCE USAF APPROPRIATIONS AND NET OBLIGATING AUTHORITY
FOR FY 1951 PROGRAM - CONTINUED

(Includes funds appropriated in FY 1952 to finance the deferred portion of the FY 1951 Programs. Figures are in thousands of dollars. Figures in parentheses indicated minus quantities.)

Appropriation Titles and Citation of Public Laws	Obligating Authority Enacted			Cash Transfers	Net Obligating Authority
	Total	Cash Appropriated	Contract Author- izations		
<u>Reserve Personnel Requirements, 1951 and 1952 - Total</u>	\$ 1	\$ 1	\$ -	\$ 39,817	\$ 39,818
PL 759, 81st Congress.	-	-	-	a/39,817	39,817
PL 911, 81st Congress.	1	1	-	-	1
<u>Air National Guard, 1951 - Total</u>	103,935	103,935	-	-	103,935
PL 759, 81st Congress.	103,935	103,935	-	-	103,935
<u>Contingencies, 1951 - Total</u>	39,824	39,824	-	-	39,824
PL 759, 81st Congress.	26,714	26,714	-	-	26,714
PL 911, 81st Congress.	13,110	13,110	-	-	13,110
<u>Special Procurement, 1951 - Total</u>	608,600	608,600	-	(608,600)	-
PL 759, 81st Congress.	147,900	147,900	-	d/(147,900)	-
PL 843, 81st Congress.	460,700	460,700	-	d/(460,700)	-
<u>Salaries and Expenses, Administration, 1951 - Total</u>	80,145	80,145	-	(80,145)	-
PL 759, 81st Congress.	58,545	58,545	-	d/(58,545)	-
PL 843, 81st Congress.	21,600	21,600	-	d/(21,600)	-
<u>Air Force Reserve, 1951 - Total</u>	73,235	73,235	-	(73,235)	-
PL 759, 81st Congress.	73,235	73,235	-	d/(73,235)	-
<u>Air Reserve Officers Training Corps, 1951 - Total</u>	10,600	10,600	-	(10,600)	-
PL 759, 81st Congress.	10,600	10,600	-	d/(10,600)	-

a/ Excludes \$1,525,000,000 cash appropriated to finance prior year contract authorizations.

b/ Includes \$726,151,000 of FY 1950 Contract Authorizations applied to finance in part the FY 1951 program.

c/ FY 1952 funds applied to deferred financing of FY 1951 programs.

d/ Net transfers approved by the President to effect conversion to revised budget structure for FY 1951.

e/ Excludes \$25,000,000 cash appropriated to finance prior year contract authorizations.

f/ FY 1950 funds applied to finance, in part, the FY 1951 programs.

g/ Result of \$13,100,000 transferred from "Emergency Fund, Office of Secretary of Defense, 1951" Less, \$614,000 transferred to Dept. of the Army.

h/ Result of - Transfers to:
 Dept. of the Interior \$615,000
 Dept. of the Army 167,000
 \$782,000
 Less Transfers from:
 Dept. of the Army \$164,000

i/ Result of \$50,413,000 transferred from "Emergency Fund, Office of Secretary of Defense, 1951" Less, \$750,000 transferred to Dept. of the Army.

Source: Financial Management Division, Directorate of Budget, DCS/Comptroller, Hq USAF.

TABLE 170 - OBLIGATIONS AND EXPENDITURES DURING FY 1951

(In thousands of dollars. Figures in

Line No.	Program Number	Appropriation and Program Title	Net Obligating Authority a/
1		<u>Appropriations - Total</u>	\$ 20,429,805
2		<u>Aircraft and Related Procurement - Total</u>	\$ 11,263,846
3	101	First Destination Transportation	71,665
4	110	Aircraft, complete	4,718,684
5	120	Initial Aircraft Component Spares and Spare Parts	3,476,201
6	130	Related Aircraft Procurement	2,063,868
7	140	Major Modification/Modernization of Aircraft	298,147
8	150	Guided Missiles	149,659
9	180	Industrial Mobilization	72,677
10	190	Procurement and Production Administration	31,035
11	230	Electronics and Communications Equipment	383,910
12		<u>Major Procurement Other Than Aircraft - Total</u>	\$ 2,196,933
13	201	First Destination Transportation	7,500
14	210	Weapons and Ammunition	647,574
15	220	Ground Powered and Marine Equipment	719,123
16	230	Electronics and Communications Equipment	326,913
17	250	Training Equipment	86,207
18	270	Other Major Equipment	405,416
19	299	Classified Project	4,200
20		<u>Acquisition and Construction of Real Property - Total</u>	\$ 1,455,648
21		<u>Maintenance and Operations - Total</u>	c/\$ 3,023,600
22	401	First Destination Transportation	11,200
23	410	Operation of Aircraft	896,538
24	420	Organization, Base and Maintenance Equipment and Supplies	784,854
25	430	Logistical Support	616,509
26	440	Training Support	209,933
27	450	Operational Support	285,213
28	460	Research and Test Support	37,825
29	470	Medical Support	93,720
30	480	Service-Wide Support	87,808
31		<u>Military Personnel Requirements - Total</u>	\$ 1,935,500
32	510	Pay and Allowances, Air Force	1,856,705
33	530	Movements, Permanent Change of Station	125,549
34	550	Subsistence	145,995
35	560	Individual Clothing	282
36	590	Other Military Personnel Requirements	6,969
37		<u>Research and Development - Total</u>	\$ 369,901
38	601	First Destination Transportation	150
39	610	Research	51,692
40	620	Major Weapons Components Development	90,394
41	640	Weapons Systems Development	161,764
42	660	Human Factors Development	4,696
43	680	Special Projects	16,206
44	690	Laboratory Operations	44,999
45		<u>Reserve Personnel Requirements - Total</u>	\$ 39,818
46	520	Pay and Allowances, Reserve and ROTC	31,718
47	540	Travel, Air Force Reserve and Air Force ROTC	1,030
48	550	Training Duty	245
49	560	Individual Clothing	6,825
50		<u>Air National Guard - Total</u>	\$ 103,935
51		<u>Contingencies - Total</u>	\$ 39,824
52	710	Congressional Travel	2
53	720	Miscellaneous Current Expenses	135
54	730	Extraordinary Military Expenses	39,687

a/ See preceding table for footnotes affecting composition of this column.

b/ Inasmuch as fiscal records do not reflect expenditures against each program year for "Acquisition and Construction of Real Property" appropriations, expenditures for the first, second and third quarters of FY 1951, have been assumed to apply toward the liquidation of unliquidated obligations incurred during FY 1950, and are included in the expenditures shown against this appropriation on Table 167.

c/ Program Availability and Reimbursements include adjustments to reflect documents processed subsequent to 30 June 1951.

Source: Financial Management Division, Directorate of Budget, DCS/Comptroller, Hq, USAF.

AGAINST NET OBLIGATING AUTHORITY FOR THE FY 1951 PROGRAM

parentheses indicate minus quantities.)

Obligations							Line No.
Total Net Obligations	Anticipated Reimbursements	Total Gross Obligations	First Quarter	Second Quarter	Third Quarter	Fourth Quarter	
\$ 14,993,882	\$ 241,538	\$ 15,235,420	\$ 2,513,301	\$ 3,338,709	\$ 4,478,610	\$ 4,905,800	1
\$ 7,237,266	\$ 144,743	\$ 7,382,009	\$ 1,297,608	\$ 2,185,141	\$ 2,293,339	\$ 1,605,921	2
7,800	-	7,800	500	1,000	1,250	5,050	3
3,031,062	141,280	3,172,342	717,204	1,405,618	558,574	490,946	4
2,044,250	-	2,044,250	507,344	576,415	428,345	532,146	5
1,339,650	-	1,339,650	35,369	138,893	829,346	336,042	6
206,726	-	206,726	-	2,460	115,943	88,323	7
149,814	-	149,814	2,135	30,208	82,995	34,476	8
69,348	3,463	72,811	1,804	1,604	55,430	13,973	9
30,767	-	30,767	4,261	6,048	9,071	11,387	10
357,849	-	357,849	28,991	22,895	212,385	93,578	11
\$ 1,456,408	\$ 90	\$ 1,456,498	\$ 156,935	\$ 138,932	\$ 409,457	\$ 751,174	12
7,500	-	7,500	100	450	35	6,915	13
564,224	90	564,314	146,044	96,687	162,592	158,991	14
507,098	-	507,098	165	11,248	110,657	385,028	15
89,517	-	89,517	7,517	9,984	16,961	55,055	16
83,133	-	83,133	-	-	40,268	33,340	17
200,933	-	200,933	3,109	10,921	78,414	108,489	18
4,003	-	4,003	-	117	530	3,356	19
\$ 923,099	\$ 35	\$ 923,134	\$ 75,341	\$ 57,910	\$ 166,453	\$ 623,430	20
\$ 3,011,229	c/\$ 90,622	\$ 3,101,851	\$ 483,807	\$ 489,679	\$ 917,775	\$ 1,210,590	21
10,979	-	10,979	1,517	1,031	2,302	6,129	22
894,577	58,709	953,286	236,462	157,650	325,991	233,183	23
784,352	18,268	802,620	43,004	75,981	219,030	464,605	24
613,739	1,308	615,047	92,613	138,849	188,684	194,901	25
208,384	7,511	215,895	22,152	36,193	57,158	100,392	26
281,343	3,393	284,736	62,612	36,180	68,006	117,938	27
37,825	485	38,310	5,687	7,169	11,729	13,725	28
92,793	848	93,641	2,543	19,796	21,037	50,265	29
87,237	100	87,337	17,217	16,830	23,838	29,452	30
\$ 1,881,148	\$ 922	\$ 1,882,070	\$ 400,866	\$ 395,487	\$ 519,455	\$ 566,262	31
1,621,604	157	1,621,761	308,267	371,343	436,220	505,931	32
107,601	300	107,901	11,743	22,633	40,069	33,456	33
145,651	-	145,651	80,593	1,017	41,224	22,817	34
251	-	251	39	32	94	86	35
6,041	465	6,506	224	462	1,848	3,972	36
\$ 324,476	\$ 122	\$ 324,598	\$ 48,187	\$ 44,707	\$ 131,612	\$ 100,092	37
150	-	150	15	-	43	92	38
48,849	-	48,849	7,316	10,176	16,270	15,087	39
73,531	6	73,537	3,049	10,087	28,322	32,079	40
143,230	75	143,305	22,899	14,357	69,708	36,341	41
4,494	-	4,494	237	663	2,875	719	42
10,725	-	10,725	5,135	596	2,989	2,005	43
43,497	41	43,538	9,536	8,828	11,405	13,769	44
\$ 30,306	\$ 2	\$ 30,308	\$ 6,927	\$ 6,729	\$ 6,611	\$ 10,041	45
22,404	2	22,406	6,513	6,366	6,119	3,468	46
917	-	917	414	161	132	210	47
45	-	45	-	45	-	-	48
6,880	-	6,880	-	157	360	6,363	49
\$ 91,930	\$ 5,002	\$ 96,932	\$ 20,875	\$ 19,294	\$ 19,674	\$ 37,089	50
\$ 38,020	\$ -	\$ 38,020	\$ 21,755	\$ 830	\$ 14,234	\$ 1,201	51
-	-	-	-	-	-	-	52
130	-	130	19	26	33	52	53
37,890	-	37,890	21,736	804	14,201	1,149	54

(Continued on the following page)

TABLE 170 - OBLIGATIONS AND EXPENDITURES DURING FY 1951 AGAINST NET OBLIGATING AUTHORITY
 FOR THE FY 1951 PROGRAM - CONTINUED
 (In thousands of dollars. Figures in parentheses indicate minus quantities.)

Appropriation and Program Title	Expenditures						
	Total Expenditures	Actual Reimbursements	Total Gross Expenditures	First Quarter	Second Quarter	Third Quarter	Fourth Quarter
<u>Appropriations - Total.</u>	\$ 3,850,696	\$ 87,655	\$ 3,938,351	\$ 588,928	\$ 694,240	\$ 1,067,553	\$ 1,587,630
<u>Aircraft and Related Procurement - Total</u>	\$ 394,306	\$ 8,355	\$ 402,661	\$ 4,416	\$ 23,926	\$ 94,934	\$ 279,385
First Dest Trans	5,813	-	5,813	144	818	1,850	3,001
Aircraft, Complete	265,104	7,844	272,948	352	16,319	70,511	185,766
Initial Acft Comp Spares and Spare Parts	41,392	-	41,392	9	490	7,043	33,850
Related Acft Procurement	19,852	-	19,852	-	122	1,691	18,039
Major Modification/Modernization of Aircraft	11,508	-	11,508	-	22	438	11,048
Guided Missiles	5,291	-	5,291	66	(17)	1,314	3,928
Industrial Mobilization	5,658	492	6,150	460	1,046	1,617	3,027
Proc and Prod Admin.	27,230	18	27,248	3,385	5,072	8,909	9,882
Elec and Comm Equipment	12,458	1	12,459	-	54	1,561	10,844
<u>Major Procurement Other Than Aircraft - Total</u>	\$ 190,450	\$ 5,625	\$ 196,075	\$ 135,113	\$ 2,854	\$ 11,655	\$ 46,453
First Dest Trans	3,540	-	3,540	-	575	1,590	1,375
Weapons and Ammunition	171,706	5,218	176,924	135,113	1,219	7,297	33,295
Ground Powered and Marine Equipment	5,279	379	5,658	-	93	379	5,186
Elec and Comm Equipment	1,762	2	1,764	-	531	416	817
Training Equipment	843	6	849	-	-	25	824
Other Major Equipment	7,236	20	7,256	-	436	1,902	4,918
Classified Project	84	-	84	-	-	46	38
<u>Ac and Const of Real Property - Total</u>	\$ 69,501	\$ 47	b/\$ 69,548	\$ -	\$ -	\$ -	\$ 69,548
<u>Maint and Oprs - Total</u>	\$ 1,381,741	\$ 68,056	\$ 1,449,797	\$ 137,749	\$ 280,136	\$ 441,415	\$ 590,497
First Dest Trans	7,961	-	7,961	405	1,259	2,790	3,507
Operation of Aircraft	292,002	47,573	339,575	21,993	63,118	104,731	149,733
Org, Base and Maint Equip and Supplies	171,947	8,806	180,753	3,802	16,178	53,001	107,772
Logistical Support	462,151	1,623	463,774	60,211	109,021	139,135	155,407
Training Support	125,319	5,857	131,176	19,279	20,459	38,029	53,409
Operational Support	183,602	2,725	186,327	15,715	42,530	58,013	70,069
Research and Test Support	29,533	340	29,873	4,201	5,915	9,599	10,158
Medical Support	36,171	1,089	37,260	1,700	4,207	14,516	16,837
Service-Wide Support	73,055	43	73,098	10,443	17,449	21,601	23,605
<u>Mil Pers Rqmts - Total</u>	\$ 1,606,709	\$ 406	\$ 1,607,115	\$ 260,853	\$ 349,728	\$ 454,549	\$ 541,985
Pay and Allowances, AF	1,394,077	290	1,394,367	173,317	335,111	390,656	495,283
Movements, PCS	66,163	1	66,164	7,082	13,696	22,565	22,821
Subsistence	144,389	1	144,390	80,239	550	40,818	22,783
Indiv'dual Clothing	180	2	182	14	43	52	73
Other Mil Pers Rqmts	1,900	112	2,012	201	328	458	1,025
<u>R and D - Total</u>	\$ 91,783	\$ 22	\$ 91,805	\$ 11,705	\$ 14,670	\$ 27,849	\$ 37,581
First Dest Trans	118	-	118	3	10	61	44
Research	13,213	-	13,213	268	1,781	4,037	7,127
Maj Wpns Comps Dev	6,755	5	6,760	6	1,628	1,779	3,347
Weapons Systems Dev	28,236	-	28,236	8	2,900	9,504	15,824
Human Factors Development	656	-	656	18	86	276	276
Special Projects	7,265	6	7,271	5,861	866	1,546	730
Laboratory Operations	35,540	11	35,551	5,541	9,131	10,646	10,233
<u>Res Pers Rqmts - Total</u>	\$ 22,904	\$ 2	\$ 22,906	\$ 4,213	\$ 6,125	\$ 7,048	\$ 5,520
Pay and Alw, Res and ROTC	21,193	2	21,195	3,845	5,882	6,578	4,890
Tvl, AF Res and AF ROTC	780	-	780	260	166	129	225
Training Duty	45	-	45	24	5	26	-
Individual Clothing	886	-	886	84	82	315	405
<u>Air National Guard - Total</u>	\$ 57,409	\$ 5,142	\$ 62,551	\$ 13,873	\$ 16,055	\$ 16,498	\$ 16,125
<u>Contingencies - Total</u>	\$ 35,893	\$ -	\$ 35,893	\$ 21,006	\$ 746	\$ 13,605	\$ 536
Congressional Travel	-	-	-	-	-	-	-
Misc Current Expenses	79	-	79	2	19	21	37
Extraordinary Mil Expenses	35,814	-	35,814	21,004	727	13,584	499

TABLE 171 - EXPENDITURES DURING FISCAL YEAR 1951 FROM FUNDS DIRECTLY APPROPRIATED PRIOR TO FY 1950 TO USAF AND ARMY AIR CORPS.

- (Notes: 1. These figures are applicable to appropriations Air Corps Army 1947, Air Corps Army 1948 and General Expenses, USAF, 1949.
 2. These figures exclude expenditures against FY 1950 appropriations which are shown on Table 167.
 3. These figures exclude funds appropriated to other Army Technical Services for support of the Air Force but which were budgeted for, accounted for, and administered by the Army.
 4. These figures include reimbursements.
 5. All figures are in thousands of dollars. Figures in parentheses indicate minus quantities.)

Project Number	Project Title	Fiscal Year 1951				
		Total	First Quarter	Second Quarter	Third Quarter	Fourth Quarter
	Total	\$ 896,092	\$ 276,103	\$ 303,281	\$ 202,968	\$ 113,740
	<u>Aircraft Programs</u>					
110	Standard Airplanes Complete	750,266	234,558	263,669	170,576	81,463
130	Gliders and Accessories	3,465	1,548	124	1,257	536
170	Airborne and Ground Communication Equipment	44,658	6,302	10,887	13,937	13,532
180	Controlled Missiles	7,889	1,641	3,027	1,695	1,526
190	Industrial Planning and Procurement	1,056	292	173	145	446
442	Transportation to First Destination	a/ 4	-	1	3	-
	<u>Other Programs</u>					
411	Maintenance Material for Aircraft	6,678	3,775	2,060	568	275
412	Fuel and Oil for Aircraft	664	347	125	26	166
421 & 160	Modification and Modernization of Equipment	6,063	2,570	1,679	1,192	622
422	Individual and Organization Equipment	6,860	2,628	1,888	1,768	576
423-4	Miscellaneous Equipment and Night Lighting	3,434	1,637	1,008	252	537
426-7	Photographic and Mapping Projects	332	59	45	23	205
411	Packing and Crating	27	2	28	-	(3)
442	Transportation to First Destination	b/ (42)	6	248	(204)	(92)
443	Temporary Duty Travel	2	-	-	1	1
445	Commercial Printing	34	4	30	-	-
447; 448 and 450	Miscellaneous Expense	(82)	126	70	(141)	(137)
500	Education and Training	2,621	685	437	1,043	456
611	Research and Development, Aeronautical	56,155	18,299	16,230	9,836	11,790
613	Service Test Equipment, R and D Aero	2,133	474	398	268	993
621	Research and Development, Medical	183	57	32	48	46
630	R and D, Meteorological and Climatological	2,250	591	617	441	601
665	Research and Development, Special Project	1,222	499	360	222	141
430	Salaries, Operation of Air Force Units	220	5	144	11	60
612	Salaries Research and Development, Aeronautical	(1)	(2)	-	1	-
622	Salaries, Research and Development, Medical	1	-	1	-	-

a/ Applicable to A/C Programs.

b/ Applicable to Other Programs.

Source: Financial Management Division, Directorate of Budget, DCS/Comptroller, Hq, USAF.

TABLE 172 - FISCAL YEAR 1950 AND FISCAL YEAR 1951 EXPENDITURES

(In thousands of dollars. Figures in

Line Number	Appropriations	Total Net Expenditures FY's 1950 and 1951	Actual Reimbursements FY's 1950 and 1951
1	<u>Appropriations - Total</u>	\$ 3,671,560	\$ 110,318
2	<u>Construction of Aircraft and Related Procurement, Continuing - Total</u>	\$ 805,101	\$ 136
3	Aircraft and Related Material	741,617	83
4	Electronics Equipment	34,362	-
5	Guided Missiles and Special Material	2,975	-
6	Industrial Mobilization	5,268	53
7	Personal Services	15,943	-
8	TDY Travel	529	-
9	Transportation to First Destination	4,407	-
10	<u>Special Procurement, 1950 - Total</u>	\$ 68,115	\$ 372
11	Weapons and Ammunition	35,980	361
12	Motor Vehicles	17,095	11
13	Special AF Procurement	14,835	-
14	Transportation to First Destination	205	-
15	<u>Acquisition and Construction of Real Property, Continuing - Total</u>	\$ 168,233	\$ 47
16	<u>Maintenance and Operations, 1950 - Total</u>	\$ 930,001	\$ 103,328
17	Operation of Aircraft	208,024	69,795
18	Depot Maintenance and Supplies	189,247	10,791
19	Organization Base Maintenance, Supplies and Equipment	119,199	15,232
20	Maintenance and Operation of Installations	350,093	7,138
21	Commercial Transportation	33,889	11
22	Commercial Communications	4,261	-
23	Training Aids	10,369	37
24	General Expenses	8,597	324
25	Transportation to First Destination	6,156	-
26	Cross Servicing between Air Force, Army and Navy	166	-
27	<u>Military Personnel Requirements, 1950 - Total</u>	\$ 1,307,522	\$ 1,868
28	Pay of the Air Force	1,090,101	2
29	Subsistence	77,517	194
30	Clothing and Equipage	78,527	884
31	Travel and Transportation	60,645	18
32	Other MPR Expenses	732	770
33	<u>Research and Development, Continuing - Total</u>	\$ 147,685	\$ 55
34	Research	15,304	-
35	Major Weapons Components Development	31,186	-
36	Weapons Systems Development	55,526	-
37	Operational Engineering	6,812	-
38	Human Factors Development	1,200	-
39	Special Projects	2,598	-
40	Management and Operation	34,982	55
41	Transportation to First Destination	77	-
42	<u>Salaries and Expenses, Administration, 1950 - Total</u>	\$ 57,980	\$ 88
43	<u>Contingencies, 1950 - Total</u>	\$ 13,515	\$ -
44	Extraordinary Military Expense	13,232	-
45	Other	283	-
46	<u>Claims, 1950 - Total</u>	\$ 1,319	\$ -
47	<u>Air Force Reserve, 1950 - Total</u>	\$ 63,194	\$ 3,207
48	<u>Air Reserve Officers Training Corps, 1950 - Total</u>	\$ 7,268	\$ 6
49	<u>National Guard, 1950 - Total</u>	\$ 101,627	\$ 1,211

a/ Inasmuch as the fiscal records do not reflect expenditures against each program year for "Acquisition and Construction of Real Property" appropriations, first FY 1951 Expenditures have been assumed to apply toward the liquidation of the unliquidated obligations as of 30 June 1950. The balance of expenditures during FY 1951 against this appropriation are shown on Table 165.

Source: Financial Management Division, Directorate of Budget, DCS/Comptroller, USAF.

FROM FISCAL YEAR 1950 DIRECT APPROPRIATIONS AND AUTHORIZATIONS

parentheses indicate minus quantities.)

Gross Expenditures			First Quarter			Second Quarter			Line Number
Total (FY's 1950 and 1951)	FY 1951	FY 1950	Total (FY's 1950 and 1951)	FY 1951	FY 1950	Total (FY's 1950 and 1951)	FY 1951	FY 1950	
\$ 3,781,878	\$ 1,627,156	\$ 2,154,722	\$ 662,653	\$ 353,455	\$ 309,198	\$ 937,113	\$ 345,650	\$ 591,463	1
\$ 805,237	\$ 737,232	\$ 68,005	\$ 65,188	\$ 61,697	\$ 3,491	\$ 122,986	\$ 117,413	\$ 5,573	2
741,700	696,665	45,035	58,340	58,340	-	113,144	112,667	477	3
34,362	32,771	1,591	961	961	-	3,274	3,274	-	4
2,975	2,975	-	136	136	-	365	365	-	5
5,321	3,221	2,100	830	830	-	1,334	996	338	6
15,943	408	15,535	3,745	406	3,339	3,848	-	3,848	7
529	55	474	126	55	71	139	-	139	8
4,407	1,137	3,270	1,050	969	81	882	111	771	9
\$ 68,487	\$ 48,024	\$ 20,463	\$ 5,080	\$ 5,056	\$ 24	\$ 13,449	\$ 13,436	\$ 13	10
36,341	18,096	18,245	2,488	2,486	2	5,763	5,875	(112)	11
17,106	16,784	322	1,140	1,140	-	5,138	5,093	45	12
14,835	13,090	1,745	1,381	1,381	-	2,468	2,464	4	13
205	54	151	71	49	22	80	4	76	14
\$ 168,280	a/\$ 165,378	\$ 2,902	\$ 8,655	\$ 8,656	\$ (1)	\$ 36,136	\$ 36,137	\$ (1)	15
\$ 1,033,329	\$ 363,855	\$ 669,474	\$ 243,592	\$ 136,397	\$ 107,195	\$ 271,372	\$ 104,801	\$ 166,571	16
277,819	140,582	137,237	57,485	44,589	12,896	79,422	44,469	34,953	17
200,038	43,729	156,309	48,691	13,695	34,996	54,162	10,941	43,221	18
134,431	94,481	39,950	29,840	29,416	424	33,422	30,277	3,145	19
357,231	62,891	294,340	92,188	36,158	56,030	89,499	15,566	73,933	20
33,900	9,956	23,944	9,580	8,365	1,215	8,007	1,128	6,879	21
4,261	903	3,358	859	785	74	871	47	824	22
10,406	8,313	2,093	1,239	1,206	33	2,010	1,836	174	23
8,921	1,737	7,184	2,436	1,083	1,353	2,256	418	1,838	24
6,156	1,263	4,893	1,274	1,100	174	1,717	119	1,598	25
166	-	166	-	-	-	6	-	6	26
\$ 1,309,390	\$ 165,288	\$ 1,144,102	\$ 268,859	\$ 98,925	\$ 169,934	\$ 391,388	\$ 38,505	\$ 352,883	27
1,090,103	98,928	991,175	241,284	76,516	164,768	284,179	20,589	263,590	28
77,711	781	76,930	495	418	77	75,690	321	75,369	29
79,411	56,232	23,179	15,086	15,025	61	16,656	16,119	537	30
60,663	9,208	51,455	11,745	6,857	4,888	14,479	1,446	13,033	31
1,502	139	1,363	249	109	140	384	30	354	32
\$ 147,740	\$ 85,381	\$ 62,359	\$ 25,088	\$ 18,411	\$ 6,677	\$ 32,796	\$ 20,651	\$ 12,145	33
15,304	10,393	4,911	2,858	2,831	27	3,089	2,786	303	34
31,186	24,673	6,513	5,091	4,919	172	7,118	6,248	870	35
55,526	43,246	12,280	7,574	7,559	15	10,672	10,147	525	36
6,812	184	6,628	67	67	-	26	18	8	37
1,200	982	218	232	232	-	189	174	15	38
2,598	1,913	685	308	281	27	3,582	509	3,073	39
35,037	3,970	31,067	8,939	2,506	6,433	8,103	767	7,336	40
77	20	57	19	16	3	17	2	15	41
\$ 58,068	\$ 6,017	\$ 52,051	\$ 14,767	\$ 4,204	\$ 10,563	\$ 13,364	\$ 378	\$ 12,986	42
\$ 13,515	\$ 327	\$ 13,188	\$ 282	\$ 246	\$ 36	\$ 12,479	\$ 70	\$ 12,409	43
13,232	257	12,975	205	175	30	12,421	59	12,362	44
283	70	213	77	71	6	58	11	47	45
\$ 1,319	\$ 141	\$ 1,178	\$ 216	\$ 132	\$ 84	\$ 270	\$ 8	\$ 262	46
\$ 66,401	\$ 19,453	\$ 36,948	\$ 12,681	\$ 9,029	\$ 3,652	\$ 13,058	\$ 4,243	\$ 8,815	47
\$ 7,274	\$ 1,865	\$ 5,409	\$ 1,502	\$ 809	\$ 693	\$ 1,825	\$ 555	\$ 1,270	48
\$ 102,838	\$ 34,195	\$ 68,643	\$ 16,743	\$ 9,893	\$ 6,850	\$ 27,990	\$ 9,453	\$ 18,537	49

(Continued on the following page)

TABLE 172— FISCAL YEAR 1950 AND FISCAL YEAR 1951 EXPENDITURES FROM FISCAL YEAR 1950 DIRECT APPROPRIATIONS AND AUTHORIZATIONS — CONTINUED

Appropriations	Third Quarter			Fourth Quarter		
	Total (FY's 1950 and 1951)	FY 1951	FY 1950	Total (FY's 1950 and 1951)	FY 1951	FY 1950
<u>Appropriations - Total</u>	\$ 993,697	\$ 413,551	\$ 580,146	\$ 1,188,415	\$ 514,500	\$ 673,915
<u>Construction of Aircraft and Related Procurement, Continuing - Total</u>	\$ 231,366	\$ 215,598	\$ 15,768	\$ 385,697	\$ 342,524	\$ 43,173
Aircraft and Related Material	209,629	200,029	9,600	360,587	325,629	34,958
Electronics Equipment	13,704	13,688	16	16,423	14,848	1,575
Guided Missiles and Special Material	937	937	-	1,537	1,537	-
Industrial Mobilization	1,565	849	716	1,592	546	1,046
Personal Services	4,200	65	4,135	4,150	(63)	4,213
TDY Travel	133	-	133	131	-	131
Transportation to First Destination	1,198	30	1,168	1,277	27	1,250
<u>Special Procurement, 1950 - Total</u>	\$ 16,178	\$ 14,888	\$ 1,290	\$ 33,780	\$ 14,644	\$ 19,136
Weapons and Ammunition	4,717	4,108	609	23,373	5,627	17,746
Motor Vehicles	6,960	6,847	113	3,868	3,704	164
Special AF Procurement	4,479	3,932	547	6,507	5,313	1,194
Transportation to First Destination	22	1	21	32	-	32
<u>Acquisition and Construction of Real Property, Continuing - Total</u>	\$ 51,094	\$ 50,952	\$ 142	\$ 72,395	\$ 69,633	\$ 2,762
<u>Maintenance and Operations, 1950 - Total</u>	\$ 267,057	\$ 76,562	\$ 190,495	\$ 251,308	\$ 46,095	\$ 205,213
Operation of Aircraft	71,922	30,995	40,927	68,990	20,529	48,461
Depot Maintenance and Supplies	54,699	12,394	42,305	42,486	6,699	35,787
Organization Base Maintenance, Supplies and Equipment	34,194	21,828	12,366	36,975	12,960	24,015
Maintenance and Operation of Installations	89,188	7,182	82,006	86,356	3,985	82,371
Commercial Transportation	8,279	211	8,068	8,034	252	7,782
Commercial Communications	963	22	941	1,568	49	1,519
Training Aids	4,071	3,692	379	3,086	1,579	1,507
General Expenses	2,126	203	1,923	2,103	33	2,070
Transportation to First Destination	1,609	35	1,574	1,556	9	1,547
Cross Servicing between Air Force, Army and Navy	6	-	6	154	-	154
<u>Military Personnel Requirements, 1950 - Total</u>	\$ 319,829	\$ 18,329	\$ 301,500	\$ 329,314	\$ 9,529	\$ 319,785
Pay of the Air Force	278,691	1,393	277,298	285,949	430	285,519
Subsistence	622	24	598	904	18	886
Clothing and Equipage	23,968	16,301	7,667	23,701	8,787	14,914
Travel and Transportation	16,024	611	15,413	18,415	294	18,121
Other MPR Expenses	524	-	524	345	-	345
<u>Research and Development, Continuing - Total</u>	\$ 40,866	\$ 23,827	\$ 17,039	\$ 48,990	\$ 22,492	\$ 26,498
Research	4,513	2,899	1,614	4,844	1,877	2,967
Major Weapons Components Development	9,343	7,179	2,164	9,634	6,327	3,307
Weapons Systems Development	16,729	12,524	4,205	20,551	13,016	7,535
Operational Engineering	53	35	18	6,666	64	6,602
Human Factors Development	285	229	56	494	347	147
Special Projects	680	464	216	(1,972)	659	(2,631)
Management and Operation	9,239	496	8,743	8,756	201	8,555
Transportation to First Destination	24	1	23	17	1	16
<u>Salaries and Expenses, Administration, 1950 - Total</u>	\$ 15,905	\$ 1,306	\$ 14,599	\$ 14,032	\$ 129	\$ 13,903
<u>Contingencies, 1950 - Total</u>	\$ 307	\$ -	\$ 307	\$ 447	\$ 11	\$ 436
Extraordinary Military Expense	232	11	221	374	12	362
Other	75	(11)	86	73	(1)	74
<u>Claims, 1950 - Total</u>	\$ 474	\$ 1	\$ 473	\$ 359	\$ -	\$ 359
<u>Air Force Reserve, 1950 - Total</u>	\$ 19,062	\$ 3,694	\$ 15,368	\$ 21,600	\$ 2,487	\$ 19,113
<u>Air Reserve Officers Training Corps, 1950 - Total</u>	\$ 1,683	\$ 252	\$ 1,431	\$ 2,264	\$ 249	\$ 2,015
<u>National Guard, 1950 - Total</u>	\$ 29,876	\$ 8,142	\$ 21,734	\$ 28,229	\$ 6,707	\$ 21,522

TABLE 173 - STATUS OF CONTRACT AUTHORITY ENACTED BY CONGRESS SHOWING CASH SUBSEQUENTLY APPROPRIATED TO LIQUIDATE OBLIGATIONS THEREUNDER - AS OF 30 JUN 1951

Fiscal Year	Title of Appropriation	Contract Authority Enacted		Appropriated Cash to Liquidate			Unfinanced Contract Authority (30 June 1951)	
		Public Law	Amount	Total	FY 1949 PL 547/80	FY 1950 PL 434/81		FY 1951 PL 759/81
	<u>TOTAL</u>		\$ 5,040,378,770	\$ 2,600,000,000	\$ 250,000,000	\$ 800,000,000	\$ 1,550,000,000	\$ 2,440,378,770
1948	<u>Aircraft and Related Procurement - Total</u>		\$ 4,885,044,000	\$ 2,575,000,000	\$ 250,000,000	\$ 800,000,000	\$ 1,525,000,000	\$ 2,310,044,000
1949		PL 267; 80th Cong	430,000,000	430,000,000	250,000,000	180,000,000	-	-
1949		PL 547; 80th Cong	1,687,000,000	1,687,000,000	-	620,000,000	1,067,000,000	-
1950		PL 434; 81st Cong	a/ 1,957,755,000	458,000,000	-	-	458,000,000	1,499,755,000
1951		PL 759; 81st Cong	b/ 810,289,000	-	-	-	-	810,289,000
	<u>Acquisition and Construction of Real Property - Total</u>		\$ 155,334,770	\$ 25,000,000	\$ -	\$ -	\$ 25,000,000	\$ 130,334,770
1950		PL 430; 81st Cong	52,834,770	25,000,000	-	-	25,000,000	27,834,770
1950		PL 434; 81st Cong	a/ 35,000,000	-	-	-	-	35,000,000
1950		PL 583; 81st Cong	35,000,000	-	-	-	-	35,000,000
1950		PL 843; 81st Cong	32,500,000	-	-	-	-	32,500,000

a/ \$35,000,000 Transferred from "Aircraft and Related Procurement" to "Acquisition and Construction of Real Property" pursuant to authority granted in PL 434, 81st Congress.
 b/ Excludes \$726,151,000 contract authority enacted in Fiscal Year 1950 but applied to Fiscal Year 1951 Program, pursuant to authority granted in PL 759, 81st Congress.
 Source: Financial Management Division, Directorate of Budget, DCS/Comptroller, Hq, USAF.

TABLE 174 - STATUS OF AIR FORCE MANAGEMENT FUND - AS OF 30 JUN 1951

(The Air Force Management Fund was established pursuant to Section 406, of Public Law 216, 81st Congress; approved 10 August 1949. This fund was established for the purpose of facilitating the economical and efficient conduct of operations in the Department of Defense which are financed by two or more appropriations where the costs of the operations are not susceptible to immediate distribution as charges to such appropriations as of 30 June 1951.)

Source of Funds	Available Funds	Obligations, Expenditures and Refunds	Balance (30 June 1951)	Remarks
<u>TOTAL</u>	\$ 12,691,821	\$ 11,691,821	\$ 1,000,000	a/ Unobligated deposits were distributed as follows: Refunded to Research and Development Appropriation, Dept. of the Air Force, \$391,777; retained as reserved for adjustment to existing obligations, \$ 90,000; transferred to Air Force Management Fund, 1952, \$ 2,326,170.
Corpus transferred from FY 1950 Air Force Management Fund.	1,000,000			
<u>Deposits by participating departments - Total</u>	\$ 11,691,821			
Department of the Army	275,733			
Department of the Navy	203,733			
Department of the Air Force	11,212,355			
Unliquidated Obligations		3,572,218		
Expenditures		5,311,656		
Unobligated deposits a/		2,807,947		
Surplus funds (Corpus) transferred to FY 1952 Air Force Management Fund.			1,000,000	Source: Financial Management Division, Directorate of Budget, DCS/Comptroller, Hq, USAF.

Source: Financial Management Division, Directorate of Budget, DCS/Comptroller, Hq, USAF.

TABLE 175 - DEPARTMENT OF THE AIR FORCE ANALYSIS OF ACQUISITION AND CONSTRUCTION OF
REAL PROPERTY APPROPRIATION - AS OF 30 JUN 1951
(In Millions of Dollars)

STATUS OF ENABLING AUTHORITY AND OBLIGATING AUTHORITY ENACTED					
Program	Enabling Authority			Obligating Authority	
	Public Law a/	Congress	Amount	Enacted b/	Not Enacted
<u>Program - Total</u>			\$ 1,924.9	\$ 1,650.0	\$ 274.9
<u>Acft Control and Warning Systems - Total</u>	30 703 910	81st a/ 76th 81st	\$ -192.3 85.5 39.8 67.0	\$ 175.3	\$ 17.0
<u>Air Engineering Development Center - Total</u>	415 799	81st 81st	\$ 157.5 100.0 57.5	\$ 157.5	\$ -
<u>Air Force Missile Test Center - Total c/</u>	60	81st	\$ 75.0	\$ 30.8	\$ 44.2
<u>Special Program - Alaska - Total</u>	420	81st	\$ 24.7	\$ 24.7	\$ -
<u>Special Program - Okinawa - Total</u>	420	81st	\$ 34.5	\$ 24.1	\$ 10.4
<u>Regular Program, FY 1950 - Total</u>	626	80th	\$ 1.1	\$ 1.1	\$ -
<u>Regular Program, FY 1951 - Total</u>	564 703 838 910 155	81st d/ 76th 81st 81st e/ 82nd	\$ 1,439.8 225.5 129.9 3.1 818.6 262.7*	\$ 1,236.5	\$ 203.3

SOURCE OF FUNDS							
Program	Obligating Authority Enacted			Obligated			Un- Obligated Balance f/
	Public Law a/	Congress	Amount	Total FY's 50 and 51	FY 1950	FY 1951	
<u>Program - Total</u>			\$ 1,650.0	\$ 972.9	\$ 49.8	\$ 923.1	\$ 677.1
<u>Acft Control and Warning Systems - Total</u>	434 759 843 911	81st 81st 81st 81st	\$ 175.3 54.3 31.2 39.8 50.0	\$ 140.9	\$ 33.2	\$ 107.7	\$ 34.4
<u>Air Engineering Development Center - Total</u>	430 583 759 843	81st 81st 81st 81st	\$ 157.5 30.0 55.0 15.0 57.5	\$ 70.8	\$ 11.9	\$ 58.9	\$ 86.7
<u>Air Force Missile Test Center - Total c/</u>	358 759 911	81st 81st 81st	\$ 30.8 5.0 6.3 19.5	\$ 20.3	\$ 2.6	\$ 17.7	\$ 10.5
<u>Special Program - Alaska - Total</u>	430	81st	\$ 24.7	\$ 17.5	\$ 0.5	\$ 17.5	\$ 7.2
<u>Special Program - Okinawa - Total</u>	430	81st	\$ 24.1	\$ 19.8	\$ 1.6	\$ 18.2	\$ 4.3
<u>Regular Program Items, FY 1950 - Total</u>	434	81st	\$ 1.1	\$ 0.8	\$ -	\$ 0.8	\$ 0.3
<u>Regular Program Items, FY 1951 - Total</u>	759	81st	\$ 96.1	\$ 52.9	\$ -	\$ 52.9	\$ 43.2
<u>1st Suppl Program Items FY 1951 - Total</u>	843	81st	\$ 129.9	\$ 77.9	\$ -	\$ 77.9	\$ 52.0
<u>2nd Suppl Program Items FY 1951 - Total</u>	911	81st	\$ 728.8	\$ 405.3	\$ -	\$ 405.3	\$ 323.5
<u>4th Suppl Program Items FY 1951 - Total</u>	43	82nd	\$ 281.7	\$ 166.7	\$ -	\$ 166.7	\$ 115.0

a/ The Public Law citations relate only to the respective amounts shown in amounts column.

b/ For Public Law citations related to amounts below, see lower part of this table.

c/ Formerly Long Range Proving Ground (See AFL 322, 1951).

d/ Act of 2 July 1940 (54 Stat. 712; U.S.C. App 1171).

e/ The amount shown above was approved by the Armed Services Committee pending the enactment of PL 155/82, and formed the basis of the appropriation PL 43/82 (The additional \$18.9 Mil., making a total of \$281.7 Mil. appropriated in PL 43/82, was authorized under PL 910/81).

f/ Available for obligation in subsequent years.

Source: Financial Management Division, Directorate of Budget, DCS/Comptroller, Hq, USAF.

TABLE 176 - FINAL REPORT ON PROCUREMENT - FY 1951

(Required by Section 2(c) of Public Law 413, 80th Congress. Dollar Values are shown in thousands. Figures shown in parentheses are credits.)

I. TOTAL NUMBER AND DOLLAR VALUE OF CONTRACTS NEGOTIATED UNDER THE INDIVIDUAL PARAGRAPHS OF SECTION 2(c) a/ OF PUBLIC LAW 413 DURING FISCAL YEAR 1951.

Contracts	Total		Procurement Division Air Materiel Command b/		Continental United States c/		Overseas d/	
	Number of Actions	Dollar Value	Number of Actions	Dollar Value	Number of Actions	Dollar Value	Number of Actions	Dollar Value
<u>Total</u>	<u>537,715</u>	<u>\$ 8,583,560</u>	<u>14,866</u>	<u>\$ 8,323,773</u>	<u>497,167</u>	<u>\$ 199,364</u>	<u>25,682</u>	<u>\$ 60,423</u>
National Emergency	322,427	5,977,597	10,421	5,787,864	298,470	153,065	13,536	36,668
Public Exigency	1,258	1,268,966	642	1,266,763	582	2,056	34	147
Not over \$1,000.00	198,514	30,208	1,233	381	189,701	28,348	7,580	1,479
Personal or Professional Services	358	(6,189)	192	(6,645)	158	306	8	150
Educational Institutions	1,606	11,044	58	8,093	1,510	2,903	38	48
Outside U.S. and Possessions	4,229	20,402	-	280	-	-	4,229	20,122
Medical	209	35	-	-	208	31	1	4
Resale	4,355	4,800	-	-	4,318	4,732	37	68
Perishable Subsistence	275	470	-	-	215	386	60	84
Competition Impracticable	3,675	881,936	2,005	876,089	1,604	5,618	66	229
Research and Development	269	68,671	249	67,556	20	1,115	-	-
Classified	20	12,428	19	12,427	1	1	-	-
Standardization	1	1	-	-	1	1	-	-
Technical and Specialized Supplies	43	207,171	43	207,171	-	-	-	-
Negotiated after Advertising	5	5	-	-	5	5	-	-
National Defense or Industrial Mobilization	3	99,800	3	99,800	-	-	-	-
Otherwise Authorized by Law	431	5,528	1	3,994	374	797	56	737
Construction Work-Sec.2(e)	37	687	-	-	-	-	37	687

II. TOTAL VALUE OF CONTRACTS PLACED WITH SMALL BUSINESS DURING FISCAL YEAR 1951.

Contracts	Advertised		Negotiated	
	Number of Actions	Dollar Value	Number of Actions	Dollar Value
<u>Total</u>	<u>17,818</u>	<u>\$ 109,965,000</u>	<u>361,682</u>	<u>\$ 750,659,000</u>
Procurement Division, AMC	2,140	55,116,000	7,145	623,872,000
Continental U. S.	15,678	54,849,000	354,537	126,787,000

TABLE 176 - FINAL REPORT ON PROCUREMENT - FY 1951 - CONTINUED

III. TOTAL VALUE OF CONTRACTS PLACED WITH OTHER BUSINESS CONCERNS DURING FISCAL YEAR 1951.

Contracts	Advertised		Negotiated	
	Number of Actions	Dollar Value	Number of Actions	Dollar Value
<u>Total</u>	<u>5,680</u>	<u>\$ 68,697,000</u>	<u>150,351</u>	<u>\$ 7,772,478,000</u>
Procurement Division, AMC	951	53,371,000	7,721	7,699,901,000
Continental U. S.	4,729	15,326,000	142,630	72,571,000

IV. TOTAL NUMBER AND DOLLAR VALUE OF ALL CONTRACTS EXECUTED DURING FISCAL YEAR 1951. (INCLUDING INTERDEPARTMENTAL AND INTERSERVICE)

Contracts	Number of Actions	Dollar Value
<u>Total</u>	<u>624,493</u>	<u>\$ 8,879,903,000</u>
Procurement Division, AMC	19,177	8,503,319,000
Continental U. S.	577,965	303,713,000
Overseas	27,351	72,871,000

- a/ Due to a National Emergency declared by The President on 16 December 1950 and pursuant to a Determination made by the Assistant Secretary of the Air Force on 18 December 1950, all negotiated procurement initiated during the period of the National Emergency will be negotiated under Sec.2(c)(1) of Public Law 413, 80th Congress, rather than any other section of the Act. Certain contracts, such as call contracts where funds are obligated on each call, will cite the section under which basic contract was negotiated. Formal advertising will continue to be used in appropriate cases, but not when such use will adversely affect the acceleration of procurement or the broadening of the industrial base.
- b/ Includes all procurement actions made by Procurement Division, Headquarters, Air Materiel Command, only.
- c/ Includes all procurement actions made by Air Force installations in Continental U.S., exclusive of Procurement Division, Hq. AMC.
- d/ Includes all procurement actions made by Air Force installations overseas and possessions (Alaska, Hawaii and Puerto Rico).

Source: Procurement and Production Engineering, DCS/Materiel, Hq. USAF.

TABLE 177 -- SUMMARY OF SAVINGS BOND PURCHASES BY AIR FORCE PERSONNEL IN CONTINENTAL US AND OVERSEAS -- JUN 1948 THROUGH JUN 1951

(The table below is based on the Saving Bond Committee's reports. The Committee receives its reports from Headquarters USAF Civilian Personnel, Air Force Finance Center, and Statistical Services. A table on bonds was released to the "Digest" for the first time in 1947 and covered the period June 1943 through December 1947. However, the table gives only possible resume for the captions indicated and covers FY's 1948 through 1951.)

Date	Percentage of Civilian Employees Participating in Class A Pay Reservation Plan	Civilians Participating in Class A Pay Reservation Plan	Military Allotters Participating	Cash Purchases By Civilian Employees _{a/}	Cash Purchases By Military Personnel _{a/}	Average Amount Allotted By Civilian Employees	Average Amount Allotted By Military Personnel
<u>1948</u>							
June	26.8	33,032	28,493	\$ 89,029	\$ 160,968	\$ 27.00	\$ 22.00
December	39.2	61,250	21,780	52,548	130,314	19.00	24.00
<u>1949</u>							
June	40.0	68,459	17,473	\$ 57,780	\$ 165,100	\$ 19.00	\$ 25.00
December	44.5	150,468	11,178	56,639	88,786	19.00	29.00
<u>1950</u>							
June	43.7	154,453	9,241	\$ 50,163	\$ 199,714	\$ 20.00	\$ 36.00
December	26.5	68,107	10,540	27,713	89,275	23.00	34.00
<u>1951</u>							
June	24.0	63,295	11,905	\$ 40,431	\$ 140,388	\$ 24.00	\$ 36.00

a/ Cash purchases as listed in this column represent only the cash amounts received from USAF Personnel and released by the disbursing offices to the Treasury Department.

TABLE 178 -- SAVINGS BOND PURCHASES BY AIR FORCE PERSONNEL IN CONTINENTAL US AND OVERSEAS -- FY 1951

(Data below is taken from the interdepartmental Savings Bond Committee Reports which are prepared monthly for the Committee, and are based upon reports from Headquarters USAF Civilian Personnel, Air Force Finance Center, and Statistical Services.)

Month	Civilians Participating in Class A Pay Reservation Plan	Percentage of Civilian Employees Participating in Class A Pay Reservation Plan	Average Amount Allotted by Civilian Employees	Percentage of Total Pay Allotted by Civilian Employees	Cash Purchases by Civilian Employees _{a/}	Military Allotters Participating	Average Amount Allotted by Military Personnel	Cash Purchases by Military Personnel _{a/}	Total Cash Purchases by Civilian and Military Personnel _{a/}
July (1950)	56,750	36.2	\$ 20.00	3.0	\$ 40,163	9,554	\$ 37.00	\$ 195,863	\$ 236,026
August	66,432	39.5	20.00	3.2	33,488	10,087	36.00	185,612	219,100
September	66,625	38.4	18.00	2.8	22,825	9,942	37.00	113,269	136,094
October	71,366	39.8	21.00	3.5	22,246	11,858	31.00	116,285	138,531
November	52,904	28.4	23.00	2.8	24,044	8,810	36.00	109,156	133,200
December	68,107	36.5	23.00	3.5	27,713	10,540	34.00	89,275	116,988
January (1951)	55,050	27.5	23.00	2.6	9,675	6,940	36.00	65,231	74,906
February	53,822	24.7	23.00	2.4	11,245	7,152	38.00	63,174	74,419
March	59,112	25.7	23.00	2.5	33,406	9,934	37.00	114,194	147,600
April	55,478	23.0	23.00	2.3	31,988	8,870	36.00	104,257	136,245
May	62,762	25.0	24.00	2.4	33,631	11,546	34.00	92,750	126,381
June	63,295	24.0	24.00	2.4	40,431	10,905	36.00	140,388	180,819

a/ Cash purchases as listed in this column represent only the cash amounts received from USAF Personnel and released by the disbursing offices to the Treasury Department.

Source: Personnel Services Division, Directorate of Military Personnel, DCS/P, Hq. USAF.

TABLE 179 - CIVILIAN SUGGESTION AND AWARD PROGRAMS SUMMARY - 2 JUN 1943 THROUGH 30 JUN 1951

(The table below gives the summation of the Suggestion and Awards Programs from the beginning of its institution in 1943. The figures in the table are based on revisions as sent in by the commands and may not always correspond to the figures reported on a monthly basis as found in the historical issues of the "USAF Statistical Digest.")

Suggestion and Awards figures prior to Calendar Year 1948 were Continental US only. Calendar Year 1948 included Continental US and Pacific Air Command for the entire year and Alaskan Air Command for the months - September through December 1948. Calendar Years 1949, 1950 and 1951 reported both Continental US and Overseas.)

Date	Number of Suggestions Submitted	Per cent of Personnel Participation in Program	Number of Suggestions Adopted	Per cent of Suggestions Adopted	Awards Paid	Estimated Annual Net Saving
AWARD STATISTICS BY FISCAL YEAR						
2 Jun '43 through 30 Jan '46 a/	88,093	b/	17,180	b/	\$ 669,835.86	\$ 59,972,545.41
1 Jul '46 through 30 Jun '47 a/	10,211	b/	2,113	b/	98,885.23	4,945,901.78
1 Jul '47 through 30 Jun '48 .	10,557	9.30	1,943	18.40	76,206.72	2,625,572.52
1 Jul '48 through 30 Jun '49 .	14,293	11.00	3,021	21.10	115,393.26	3,881,270.71
1 Jul '49 through 30 Jun '50 .	13,345	8.92	3,366	25.22	131,647.36	5,336,458.72
1 Jul '50 through 30 Jun '51 .	14,687	7.21	3,508	23.88	130,577.07	8,303,359.92
AWARD STATISTICS BY CALENDAR YEAR						
2 Jun '43 through 31 Dec '46 .	93,199	b/	18,237	b/	\$ 719,278.48	\$ 62,445,496.30
1 Jan '47 through 31 Dec '47 .	10,211	8.93	2,113	20.89	98,885.23	4,945,901.78
1 Jan '48 through 31 Dec '48 .	10,973	9.10	2,196	20.00	87,563.23	2,958,346.32
1 Jan '49 through 31 Dec '49 .	14,660	10.22	3,353	22.87	133,926.39	4,443,344.62
1 Jan '50 through 31 Dec '50 .	12,988	8.71	3,410	26.25	131,111.10	6,287,110.04
1 Jan '51 through 30 Jun '51 .	7,343	b/	1,754	b/	65,288.53	4,151,679.96

a/ Includes some estimated figures.

b/ Not available.

Note:

(The Air Force Suggestions, Cash Awards, and Honorary Programs have been in operation since 2 June 1943, initially under the authority of the Appropriation Acts of the War Department and subsequently under Public Law 600, 2 August 1946.

The suggestion and cash awards program was sponsored initially by the Secretary of War's Council on Civilian Personnel. A sub-committee composed of representatives of the Secretary of War, Chief of Staff, and Commanding Generals of the Army Air Forces, and Army Service Forces developed a system for providing cash incentive for employees to suggest practical ways for eliminating unessential methods, records or procedures, for simplifying routine, for improving safety practices, for increasing morale, and for new or improved devices for war production. Through the efforts of this sub-committee, funds to administer the suggestion program and to pay cash awards from \$5.00 for adopted suggestions were provided by the Congressional Act of 18 March 1943 (Public Law 11, 78th Congress). The official order establishing the suggestion program in the War Department provided for a War Department Board on Civilian Awards to monitor the program and for committees at each installation to review the suggestions and recommend appropriate cash awards to the commanding officers who were authorized to approve cash awards ranging from \$5.00 to \$250.00. Cash awards in excess of the \$250.00 had to be approved by the War Department on Civilian Awards.)

Source: Placement and Employee Relations Division, Directorate of Civilian Personnel, Hq. USAF.

TABLE 180 - CIVILIAN SUGGESTION AND HONORARY AWARD PROGRAMS - FY 1951

(The honorary awards program was established in the War Department in October 1943. Three ribbon lapel emblems were provided - six months, satisfactory service; meritorious service in line of duty; special recognition of exceptionally meritorious service within and beyond the call of duty. The program was later expanded to provide for additional emblems - 10 years service; 25 years service; and overseas service.

In July 1944 complete authority was delegated to the major components of the War Department to authorize all awards except the exceptional. Meritorious and exceptional citations to groups were also authorized at this time, but were rescinded the next year.

In 1946 the length of the service program was discontinued.

Since its establishment, the honorary awards program has been administered with the suggestion and cash awards program in the Air Force. The Air Force became completely responsible for honorary recognition for its civilian employees when it became a separate military department.

Through June 1951, 37 employees have received the Air Force Decoration for Exceptional Civilian Service, and 161 employees were recognized with exceptional service while the Air Force was a component of the War Department. Through June 1951, 739 Air Force employees have been recognized for meritorious service.)

As of 25th of Month	Suggestion Program				Awards Program	
	Suggestions Received	Suggestions Adopted	Cash Awards Paid	Estimated First Year Savings a/	Exceptional Decorations Approved	Meritorious Awards Approved
Total	6,217	1,632	\$ 65,808.48	\$ 3,099,550.37	c/ 3	d/ 21
July (1950)	856	281	10,767.29	690,401.86	b/	b/
August	1,005	319	11,001.43	325,448.70	b/	b/
September	1,049	265	12,506.04	571,894.56	b/	b/
October	1,097	269	10,850.35	451,957.97	b/	b/
November	1,171	220	9,607.30	250,474.57	b/	b/
December	1,039	278	11,076.07	809,372.71	b/	b/
Total	8,470	1,876	\$ 64,768.29	\$ 5,203,809.55	c/ 6	d/ 61
January (1951)	1,170	239	8,795.29	210,830.92	b/	b/
February	1,095	259	9,466.93	1,786,718.94	b/	b/
March	1,197	302	11,527.76	664,875.59	b/	b/
April	1,431	304	12,349.82	2,353,515.46	b/	b/
May	1,732	398	14,165.78	101,625.40	b/	b/
June	1,845	374	8,463.01	86,251.24	b/	b/

a/ Savings are estimated for first year following adoption of suggestions. Savings from many suggestions involving safety, health, improvement of quality of work, and morale are not included as they cannot be estimated due to their intangible nature.

b/ Information not available on a monthly basis.

c/ Awarded by the Secretary of the Air Force.

d/ Awarded by the Chief of Staff USAF or Commanding Generals of Major Air Commands.

Source: Placement and Employee Relations Division, Directorate of Civilian Personnel, Hq. USAF.

TABLE 181 - AIR FORCE AID SOCIETY SUMMARIES FOR FY 1951

(Air Force Aid Society, a civilian corporation, was chartered under laws of District of Columbia, 9 March 1942. On 1 March 1946, the Air Force Aid Society was authorized to begin operating as the official emergency relief organization of the Air Force (See AFR 166-1, dated 5 Oct 1948). The mission of the Society is to better the morale and welfare of the AirForce personnel by rendering emergency financial assistance in the form of non-interest bearing loans or cash grants.)

Period	Receipts Over or (Under) Disbursements	Receipts				
		Total	Memberships and Donations	Memorials	Loan Repayments	Miscellaneous
Aggregate (1 March 1946 through 30 June 1951)	\$ 278,557	a/ \$ 4,361,379	\$ 1,394,768	\$ 3,663	\$ 2,762,603	\$ 200,345
FY 1951 - Total	76,371	1,359,038	392,212	621	901,440	64,765
July through September 1950	290,807	576,286	341,324	380	176,208	58,374
October through December 1950	(32,885)	250,783	31,097	30	214,011	5,645
January through March 1951	(87,644)	253,239	3,991	155	248,605	488
April through June 1951	(93,907)	278,730	15,800	56	262,616	258

Period	Total	Operating Expenses	Disbursements			
			Grants		Loans	
			Number	Amount	Number	Amount
Aggregate (1 March 1946 through 30 June 1951)	\$ 4,082,822	\$ 20,944	2,377	\$ 353,722	61,838	\$ 3,708,156
FY 1951 - Total	1,282,667	6,205	430	63,756	18,391	1,212,706
July through September 1950	285,479	685	124	15,839	4,393	268,955
October through December 1950	283,668	1,403	76	12,443	3,986	269,822
January through March 1951	340,883	2,112	92	13,123	4,850	325,648
April through June 1951	372,637	2,005	138	22,351	5,162	348,281

a/ Includes donations to the General Henry H. Arnold Educational Fund.

Source: Headquarters Unit, Air Force Aid Society, Hq. USAF.

TABLE 182 - SUMMARY OF USAF CIVILIAN RETIREMENT FUND TRANSACTIONS, CONTINENTAL US - AS OF 31 DECEMBER 1951

(Civilian Retirement Fund Transactions available only on a Calendar Year basis. The table below takes precedence over data in previous "USAF Statistical Digest". Retirement figures previously reported in the "Digest" were subject to prior year adjustments and to consolidation with accounts of overseas employees which were maintained by the Army Finance Center. Decentralization of retirement accounting records to installation level has now been completed. Consolidation of installation reports is the responsibility of the Records Branch, Accounting Division, AFPC. The Civilian Retirement Fund transactions are always reported on a calendar year basis.)

Summary Nomenclature	Calendar Year 1948	Calendar Year 1949	Calendar Year 1950	Calendar Year 1951
Current Year Deductions	\$ 15,283,934.23	\$ 24,005,026.83	\$ 26,786,854.56	\$ 30,299,379.99
Year-end Total Retirement Deductions	51,668,128.47	69,462,612.99	87,259,157.40	106,911,480.75
Year-end Number of Active Accounts		132,441	139,542	143,863

Source: Standards Division, Director of Civilian Personnel, Deputy Chief of Staff, Personnel, Hq. USAF.

PART XIII

HOUSING AND INSTALLATIONS

HOUSING AND INSTALLATIONS

This area covers such subjects as:

1. Housing and Occupancy.
2. Installations.
3. Fire Losses.
4. Storage

HOUSING

The following definitions are applicable to both the October 1950 and April 1951 studies unless otherwise indicated:

AUTHORIZED NORMAL CAPACITY

The capacity for each type of housing is the basic space allowances and capacity of standard type housing specified in AFR 93-8, dated, 12 September 1950. The Normal Capacity of all buildings used for housing is determined by class of military personnel to whom the housing is permanently assigned and includes housing at overseas installations that is assigned for use by civilian personnel.

TROOP HOUSING

This type of housing includes all buildings designed and planned for troop housing, or that which had been converted to housing. Permanent housing is that constructed with permanent type foundations and structural framing, finished masonry walls, or with other exterior materials of equivalent durability, roofing material with life expectancy of not less than 20 years, and with complete interior finish.

1. Troop-Mobilization or Troop-Temporary (MOB) includes all housing based on the design and plan of mobilization construction and constructed of standard wood framing, sheathing and siding in accordance with, or based on, the 700 and 800 construction plan series prepared by the Corps of Engineers, Department of the Army.

2. Troop T/O or Troop Temporary T/O includes all housing based on theater of operations type design and plan, and constructed of light wood framing and sheathing covered with tar paper or with substitute wall or siding materials in accordance with, or based on TO 11.2 to 11.4; and TO 700 constructed plan series prepared by the Corps of Engineers, Department of the Army. Also included under this type are various hutments and pre-fabricated or demountable buildings as the quonset hut and the CCC (Civilian Conservation Corps) structures.

a. Troop-Other (October 1950 report) includes all other types of buildings used for housing that cannot be properly classified under any of the types described above. These buildings are generally those originally designed for miscellaneous uses other than for housing of military personnel and which have been allocated and permanently converted by Hq. USAF authority for use as military housing; all housing under contract, buildings that were on base when land was acquired by the government, and other buildings that do not fit standard or common types described under above classifications.

b. Troop-Other (April 1951) includes all former PHA dormitory projects that have been transferred to the jurisdiction of the Department of the Air Force, together with all other types of buildings authorized for use as housing that cannot be properly classified under any of the types described above. Also included are all buildings temporarily occupied by personnel, but not authorized by Hq. USAF for use as housing.

AVAILABLE ADDITIONAL ASSIGNMENT (October 1950)

This designates the capacity of officer and airmen housing that is not occupied.

FAMILY HOUSING

1. Family-Permanent includes all buildings originally designed and planned for the purpose of providing family housing for military personnel and those buildings later converted to housing. This type was constructed with permanent type foundations and structural framing, finished masonry walls or with other exterior materials of equivalent durability, roofing material with life expectancy of not less than 20 years, and with complete interior finish.

2. Family-Temporary includes all buildings designed and planned for the purpose of providing family housing for military personnel but with construction sub-standard to those described as permanent for Family-Permanent.

3. Family Mobilization Conversion includes all mobilization type buildings permanently converted by authority of Hq. USAF, from their originally designed purposes to family housing for military personnel. (Mobilization is defined under Troop-Mobilization.)

4. Family-T/O Conversion includes all theater of operations type buildings permanently converted by authority of Hq. USAF from their originally designed purposes to family housing for military personnel. (T/O type construction is defined under Troop-T/O.)

5. Family PHA includes all former Public Housing Administration dormitory projects that have been transferred to the jurisdiction of the Department of the Air Force. (This definition applies to the PHA as used in the October 1950 report. April 1951 show PHA Permanent and PHA Temporary types of housing.) They are defined thus:

a. PHA Permanent includes all permanent type (see Family-Permanent) Public Housing Administration family Housing projects that have been transferred to the jurisdiction of the Department of the Air Force; and

b. PHA Temporary includes all former temporary type. (See Family-Temporary)

6. Family Other includes existing family housing that was neither designed nor planned for housing of military personnel. In this group are civilian type residences acquired as a part of real estate acquisitions; housing constructed with Federal funds, other than Department of the Air Force; and other types of family housing as trailers, demountable houses, etc., that are used to provide housing facilities, but which cannot be classified in the types described above.

HOUSING AND INSTALLATIONS - CONTINUED

7. Family FHA Insured (October 1950) includes all family housing for which a need has been certified by the Air Force to the Federal Housing Administration and the FHA has in turn approved and insured the sponsor for their construction.

FHA HOUSING

FHA Permanent (April 1951) includes all family housing of permanent type construction (see Family - Permanent above) for which a need has been certified by the Air Force to the Federal Housing Administration and the FHA has in turn approved and insured the sponsor for their construction.

COMMUTATION

Commutation includes all military personnel assigned to and working on the installation but who are living off-base, whether or not on commutation status and for whom no Government housing is being provided.

CAPACITY OCCUPIED OR RESERVED-AF MILITARY PERSONNEL (October 1950)

This category is as reported on AF Form 132, Installations Housing Report, by each installation under directive contained in AF Regulation 15-132 dated, 27 January 1947. All figures are given the "as-of-date" of AF Form 132 report to show the current housing status by the following utilization:

1. Occupancy by military personnel assigned to the installations.
2. Occupancy by military personnel unassigned but attached to the installation.
3. Reserved capacities for military personnel on furlough, hospitalized, temporarily off-base, etc., and for transients.
4. Reserved capacities for military personnel known to be enroute to the installation.
5. Occupancy by US Continental civilian personnel employed overseas.

OCCUPIED BY OTHERS (October 1950)

This type of housing includes total capacities, by type of housing, occupied in Zone of Interior by AF civilian personnel and other civilians currently living on a tenant basis in housing projects which are under the jurisdiction of the Department of the Air Force; in overseas by US Continental civilian and native civilian personnel employed. Also included are capacities occupied by Army, Navy, National Guard, Veterans Administration, colleges, schools, or by personnel of other organizations which are occupying housing facilities under use permits, agreements, etc.

CAPACITIES TEMPORARILY USED FOR OTHER PURPOSES (October 1950)

This type of housing reflects the authorized capacities, by types, that are temporarily being used for other than housing purposes, such as office space, storage, etc., and does not have approval for conversion.

TROOP LEASED (April 1951)

This category includes buildings or portions thereof leased by USAF for a specified length of time for the purpose of housing military personnel, and at fixed rental cost. Buildings occupied on a contract basis where other provisions are included therein are not included.

OTHER HOUSING (April 1951)

Other Housing includes existing housing - Troop and Family - that was neither designed nor planned for housing of military personnel. In this group are civilian type residences acquired as a part of real estate acquisitions; housing constructed with Federal funds, other than Department of the Air Force; requisitioned or commandeered housing in occupied countries; and other types of housing as trailers, demountable houses, etc., that are used to provide housing facilities but which cannot be classified in the types described above.

CAPACITY NOT IN USE FOR HOUSING (April 1951)

This capacity includes all housing that is temporarily used for purposes other than housing. All buildings constructed for or converted to housing are considered available for housing at all times unless they have been permanently redesignated or permanently converted to other use by proper authority.

INSTALLATIONS BY CLASS AND BY STATUS

Definitions used in connection with Installations are listed below:

AIR FORCE INSTALLATION

This is a defined area of real property in which the Department of the Air Force exercises a real property interest or, where the Department of the Air Force has jurisdiction over real property by agreement, expressed or implied, with foreign governments, or by rights of occupation.

1. Regular Air Force Installations (Other than Reserve Forces Installations and Industrial Installations) are divided into:

a. Primary Installation (Class 1): An Air Force installation capable of supporting one or more major Air Force activities such as wings or depots and classified as a primary installation by Headquarters USAF.

b. Secondary Installation (Class 2): An Air Force installation located separate and apart from a primary installation, capable of supporting one or more Air Force activities such as squadrons, or capable of providing sustained support to one or more major activities of a primary installation; and classified as a secondary installation by Headquarters USAF.

HOUSING AND INSTALLATIONS - CONTINUED

c. Minor Installation (Class 3): An Air Force installation such as an auxiliary airfield located separate and apart from either a primary or secondary installation, excluded from the definitions of a primary or secondary installation, and classified as a minor installation by Headquarters USAF.

2. Reserve Forces Installation (Class 4): An Air Force installation in which the Department of the Air Force exercises a real property interest primarily for the support of the Reserve Forces of the Air Force of the United States, and classified as a Reserve Forces installation by Headquarters USAF.

3. Industrial Installation (Class 5): An Air Force installation designed primarily for manufacturing and/or industrial research and development and classified as an industrial installation by Headquarters USAF.

AIR FORCE LOCATIONS

Air Force Locations at other than Air Force installations at which the United States Air Force has no real property interest are:

1. Other United States Government Installations (Class 6): Locations at which the United States Air Force personnel may be stationed for duty, where the real property jurisdiction is with a United States Government department or agency other than the Department of the Air Force.

2. Non-United States Government Installations (Class 7): Locations at which United States Air Force personnel may be stationed for duty, where the real property jurisdiction is with an agency, corporation, individuals, or government other than the United States Government.

STATUS OF AIR FORCE LOCATIONS

The status of Air Force installations will be as designated below: ("Active" status will be the only designation for Air Force locations at other than Air Force installations where there exists a United States Air Force activity.)

1. Active. An Air Force installation which has been designated in Air Force orders as active; usually an installation accommodating an Air Force activity or one being prepared for an Air Force activity.

2. Inactive. An Air Force installation which has been designated in Air Force orders as an inactive; usually an installation closed to operations, with no Air Force activity except caretaking.

3. Industrial Reserve. An Air Force installation utilized for purposes other than research, development, or manufacture of materiel for the Air Force. (This classification applies only to industrial installations.)

4. Excess. An Air Force installation which has been declared by Headquarters USAF, as excess to the requirements of the Department of the Air Force.

5. Surplus. An excess Air Force installation which has been determined by the Administrator, General Services Administration to be surplus to the requirements of all Federal agencies, and for which the Department of the Air Force has been designated to perform care and handling pending disposition.

TABLE 183 - STATUS OF MILITARY AND CIVILIAN HOUSING AND OCCUPANCY, BY COMMAND -
OCTOBER 1950 AND APRIL 1951

Type of Housing	Total				Officers		Cadets		Enlisted	
	Authorized Normal Capacity	Capacity Occupied or Reserved for Mil. Pers.	Capacity Used for Other Purpose	Capacity Occupied by Others	Authorized Normal Capacity	Capacity Occupied or Reserved	Authorized Normal Capacity	Capacity Occupied or Reserved	Authorized Normal Capacity	Capacity Occupied or Reserved
WORLDWIDE a/										
15 OCTOBER 1950										
<u>Housing - Total</u> (Troop and Family)	527,699	310,520	46,112	13,179	46,954	22,624	11,972	2,269	468,772	285,557
<u>Troop Housing - Total</u>	500,760	289,917	45,971	10,700	38,190	15,162	11,972	2,269	450,598	272,486
Permanent	54,758	283,651	4,991	8,620	1,797	14,747	2,024	2,269	50,937	266,635
Mobilization	303,867		23,916		24,997		7,714		271,156	
T/O	132,044	16,949	10,009	2,234	119,801					
Other	2,081	5,269	64	68	395	285	-	1,686	4,984	
PHA	8,010	997	51	2,012	992	130	-	7,018	867	
<u>Family Housing - Total</u>	26,939	20,603	141	2,479	8,764	7,532	-	-	18,175	13,071
Permanent	7,609	7,058	24	140	3,674	3,565	-	-	3,935	3,493
Temporary	2,182	2,051	16	76	1,444	1,133	-	-	738	918
Mob. Conversion	4,551	3,601	41	8	2,377	1,695	-	-	2,174	1,906
T/O Conversion	1,041	870	-	180	355	260	-	-	686	610
PHA	10,107	5,823	60	2,028	672	489	-	-	9,435	5,334
Other	791	1,200	-	47	242	390	-	-	549	810
PHA INS	658	-	-	-	-	-	-	-	658	-
<u>Available for Additional Assignment of Troops</u>	-	-	-	-	15,533	-	9,266	-	140,012	-
<u>Commutation</u>	-	112,083	-	-	-	32,870	-	-	-	79,213
CONTINENTAL US b/										
<u>Housing - Total</u> (Troop and Family)	418,670	258,543	32,426	8,483	37,638	17,317	11,972	2,269	269,060	238,957
<u>Troop Housing - Total</u>	398,997	243,831	32,288	6,453	31,709	12,375	11,972	2,269	355,316	229,187
Permanent	31,279	237,871	2,065	4,802	1,214	11,979	2,024	2,269	28,041	223,623
Mobilization	286,177		21,798		22,257		7,714		256,206	
T/O	75,081	8,326	6,984	2,234	65,863					
Other	1,482	4,963	48	1	262	266	-	-	1,220	4,697
PHA	4,978	997	51	1,650	992	130	-	-	3,986	867
<u>Family Housing - Total</u>	19,673	14,712	138	2,030	5,929	4,942	-	-	13,744	9,770
Permanent	3,976	3,804	24	20	1,986	1,875	-	-	1,990	1,929
Temporary	1,100	1,084	13	21	758	692	-	-	342	392
Mob. Conversion	4,454	3,547	41	7	2,327	1,672	-	-	2,127	1,875
T/O Conversion	226	224	-	-	34	32	-	-	192	192
PHA	8,945	5,270	60	1,972	672	444	-	-	8,273	4,826
Other	314	783	-	10	152	227	-	-	162	556
PHA INS	658	-	-	-	-	-	-	-	658	-
<u>Available for Additional Assignment of Troops</u>	-	-	-	-	12,444	-	9,266	-	103,006	-
<u>Commutation</u>	-	106,378	-	-	-	31,002	-	-	-	75,376
AIR MATERIEL COMMAND										
<u>Housing - Total</u> (Troop and Family)	65,996	17,667	5,408	3,616	7,933	2,400	-	-	58,063	15,267
<u>Troop Housing - Total</u>	61,212	15,216	5,407	2,274	7,070	1,617	-	-	54,142	13,599
Permanent	2,059	14,884	207	772	256	1,394	-	-	1,803	13,490
Mobilization	29,743		2,415		3,389		26,354			
T/O	25,545	2,774	2,578	-	22,967					
Other	669	202	11	-	567	93	-	-	567	109
PHA	3,196	130	-	1,502	745	130	-	-	2,451	-

TABLE 183 - STATUS OF MILITARY AND CIVILIAN HOUSING AND OCCUPANCY, BY COMMAND--
OCTOBER 1950 AND APRIL 1951-- CONTINUED

Type of Housing	Total				Officers		Cadets		Enlisted	
	Authorized Normal Capacity	Capacity Occupied or Reserved for Mil. Pers.	Capacity Used for Other Purpose	Capacity Occupied by Others	Authorized Normal Capacity	Capacity Occupied or Reserved	Authorized Normal Capacity	Capacity Occupied or Reserved	Authorized Normal Capacity	Capacity Occupied or Reserved
<u>15 OCTOBER 1950</u>										
AIR MATERIEL COMMAND - CONTINUED										
<u>Family Housing - Total</u>	4,784	2,451	1	1,362	863	783	-	-	1,921	1,668
Permanent	387	382	-	5	195	219	-	-	192	163
Temporary	203	199	1	2	154	152	-	-	49	47
Mob. Conversion	509	460	-	2	300	259	-	-	209	201
T/O Conversion	18	18	-	-	13	13	-	-	5	5
PHA	3,168	1,282	-	1,333	146	63	-	-	3,022	1,219
Other	91	110	-	-	55	77	-	-	36	33
PHA INS	408	-	-	-	-	-	-	-	408	-
<u>Available for Additional Assignment of Troops.</u>	-	-	-	-	2,287	-	-	-	19,863	-
<u>Commutation</u>	-	9,892	-	-	-	2,264	-	-	-	6,628
AIR PROVING GROUND										
<u>Housing - Total</u> (Troop and Family)	6,600	5,603	210	19	654	385	200	-	5,746	5,218
<u>Troop Housing - Total</u>	5,873	4,935	199	-	489	234	200	-	5,184	4,701
Permanent	1,494	1,383	17	-	111	-	-	-	1,383	-
Mobilization	2,010	4,566	44	-	354	223	-	-	1,656	4,343
T/O	2,369	-	138	-	24	-	200	-	2,145	-
Other	-	369	-	-	-	11	-	-	-	358
PHA	-	-	-	-	-	-	-	-	-	-
<u>Family Housing - Total</u>	727	668	11	19	165	151	-	-	562	517
Permanent	266	252	11	3	164	151	-	-	102	101
Temporary	-	-	-	-	-	-	-	-	-	-
Mob. Conversion	152	139	-	-	-	-	-	-	152	139
T/O Conversion	-	-	-	-	-	-	-	-	-	-
PHA	253	237	-	16	-	-	-	-	253	237
Other	56	40	-	-	1	-	-	-	55	40
PHA INS	-	-	-	-	-	-	-	-	-	-
<u>Available for Additional Assignment of Troops.</u>	-	-	-	-	208	-	160	-	1,266	-
<u>Commutation</u>	-	2,109	-	-	-	227	-	-	-	2,512
AIR TRAINING COMMAND										
<u>Housing Total</u> (Troop and Family)	169,928	127,018	11,538	602	10,164	5,772	9,113	2,269	150,651	118,977
<u>Troop Housing - Total</u>	164,766	122,782	11,481	343	8,543	4,175	9,113	2,269	147,110	116,338
Permanent	13,941	11,647	638	-	270	-	2,024	-	11,647	-
Mobilization	135,551	120,673	9,702	195	6,902	4,166	5,978	2,269	122,671	114,238
T/O	14,993	1,117	-	-	1,280	-	1,111	-	12,602	-
Other	22	2,109	-	-	-	9	-	-	22	2,100
PHA	259	-	24	148	91	-	-	-	168	-
<u>Family Housing - Total</u>	5,162	4,236	57	259	1,621	1,597	-	-	2,541	2,639
Permanent	1,113	1,104	-	8	590	603	-	-	523	501
Temporary	266	251	-	15	154	200	-	-	112	51
Mob. Conversion	1,440	1,374	-	4	659	634	-	-	781	740
T/O Conversion	2	-	-	-	2	-	-	-	-	-
PHA	2,308	1,470	57	231	191	136	-	-	2,117	1,334
Other	33	37	-	1	25	24	-	-	8	13
PHA INS	-	-	-	-	-	-	-	-	-	-
<u>Available for Additional Assignment of Troops.</u>	-	-	-	-	3,032	-	6,467	-	38,766	-
<u>Commutation</u>	-	32,845	-	-	-	2,651	-	-	-	33,192

TABLE 183 - STATUS OF MILITARY AND CIVILIAN HOUSING AND OCCUPANCY, BY COMMAND -
OCTOBER 1950 AND APRIL 1951 - CONTINUED

Type of Housing	Total				Officers		Cadets		Enlisted	
	Authorized Normal Capacity	Capacity Occupied or Reserved for Mil. Pers.	Capacity Used for Other Purpose	Capacity Occupied By Others	Authorized Normal Capacity	Capacity Occupied or Reserved	Authorized Normal Capacity	Capacity Occupied or Reserved	Authorized Normal Capacity	Capacity Occupied or Reserved
15 OCTOBER 1950										
AIR UNIVERSITY										
<u>Housing - Total</u> (Troop and Family)	4,494	2,331	420	1	1,079	710	936	-	2,479	1,621
<u>Troop Housing - Total</u>	3,404	1,670	379	-	388	254	936	-	2,080	1,416
Permanent	412	-	-	-	16	-	-	-	396	-
Mobilisation	2,845	1,429	379	-	369	201	936	-	1,540	1,228
T/O	147	-	-	-	3	-	-	-	144	-
Other	-	241	-	-	-	-	-	-	-	188
PHA	-	-	-	-	-	-	-	-	-	-
<u>Family Housing - Total</u>	1,090	661	41	1	691	456	-	-	399	205
Permanent	176	176	-	-	99	99	-	-	77	77
Temporary	-	-	-	-	-	-	-	-	-	-
Mob. Conversion	664	485	41	1	592	357	-	-	72	128
T/O Conversion	-	-	-	-	-	-	-	-	-	-
PHA	-	-	-	-	-	-	-	-	-	-
Other	-	-	-	-	-	-	-	-	-	-
PHA INS	250	-	-	-	-	-	-	-	250	-
<u>Available for Additional Assignment of Troops</u>	-	-	-	-	187	536	916	-	554	1,323
<u>Commutation</u>	-	1,859	-	-	-	-	-	-	-	-
CHIEF OF STAFF, USAP										
<u>Commutation</u>	-	2,435	-	-	-	2,435	-	-	-	-
CONTINENTAL AIR COMMAND										
<u>Housing - Total</u> (Troop and Family)	83,401	45,532	8,251	2,931	9,032	4,166	924	-	73,445	41,366
<u>Troop Housing - Total</u>	80,146	42,830	8,250	2,704	8,107	3,459	924	-	71,115	39,371
Permanent	5,293	-	1,007	-	319	-	-	-	4,974	-
Mobilisation	60,618	41,910	5,930	2,703	6,296	3,365	320	-	54,002	38,545
T/O	13,122	-	1,249	-	1,332	-	604	-	11,186	-
Other	791	671	37	1	160	94	-	-	631	577
PHA	322	249	27	-	-	-	-	-	322	249
<u>Family Housing - Total</u>	3,255	2,702	1	227	925	707	-	-	2,330	1,995
Permanent	784	777	1	1	343	338	-	-	441	439
Temporary	92	83	-	-	8	12	-	-	84	71
Mob. Conversion	648	341	-	-	370	122	-	-	278	219
T/O Conversion	1	1	-	-	1	1	-	-	-	-
PHA	1,650	1,192	-	226	161	151	-	-	1,489	1,041
Other	80	308	-	-	42	83	-	-	38	225
PHA INS	-	-	-	-	-	-	-	-	-	-
<u>Available for Additional Assignment of Troops</u>	-	-	-	-	3,289	924	924	-	19,172	-
<u>Commutation</u>	-	21,839	-	-	-	5,438	-	-	-	16,401
HEADQUARTERS COMMAND										
<u>Housing - Total</u> (Troop and Family)	5,933	6,870	455	33	569	517	-	-	5,362	6,353
<u>Troop Housing - Total</u>	5,480	6,456	443	17	335	300	-	-	5,145	6,156
Permanent	297	-	-	-	-	-	-	-	297	-
Mobilisation	2,796	4,534	318	17	114	297	-	-	2,682	4,237
T/O	1,804	-	125	-	221	-	-	-	1,583	-
Other	-	1,304	-	-	-	3	-	-	-	1,301
PHA	583	618	-	-	-	-	-	-	583	618

TABLE 183 - STATUS OF MILITARY AND CIVILIAN HOUSING AND OCCUPANCY, BY COMMAND -
OCTOBER 1950 AND APRIL 1951 - CONTINUED

Type of Housing	Total				Officers		Cadets		Enlisted	
	Authorized Normal Capacity	Capacity Occupied or Reserved for Mil. Pers.	Capacity Used for Other Purpose	Capacity Occupied by Others	Authorized Normal Capacity	Capacity Occupied or Reserved	Authorized Normal Capacity	Capacity Occupied or Reserved	Authorized Normal Capacity	Capacity Occupied or Reserved
15 OCTOBER 1950										
HEADQUARTERS COMMAND - CONTINUED										
<u>Family Housing - Total</u>	451	414	12	16	234	217	-	-	217	197
Permanent	184	181	-	-	42	42	-	-	142	139
Temporary	174	158	12	-	174	158	-	-	-	-
Mob. Conversion	-	-	-	-	-	-	-	-	-	-
T/O Conversion	1	1	-	-	1	1	-	-	-	-
PHA	70	56	-	14	-	-	-	-	70	56
Other	22	18	-	2	17	16	-	-	5	2
PHA INS	-	-	-	-	-	-	-	-	-	-
<u>Available for Additional Assignment of Troops.</u>	-	-	-	-	2	-	-	-	-	-
<u>Commutation</u>	-	4,448	-	-	-	1,197	-	-	-	3,251
LONG RANGE PROVING GROUND DIVISION										
<u>Housing - Total</u> (Troop and Family)	3,055	690	-	5	209	242	-	-	2,846	448
<u>Troop Housing - Total</u>	2,911	518	-	-	196	198	-	-	2,715	320
Permanent	2,122	-	-	-	-	-	-	-	2,122	-
Mobilization	789	518	-	-	196	198	-	-	593	320
T/O	-	-	-	-	-	-	-	-	-	-
Other	-	-	-	-	-	-	-	-	-	-
PHA	-	-	-	-	-	-	-	-	-	-
<u>Family Housing - Total</u>	144	172	-	5	13	44	-	-	131	128
Permanent	-	-	-	-	42	44	-	-	-	-
Temporary	65	94	-	4	13	44	-	-	52	50
Mob. Conversion	-	-	-	-	-	-	-	-	-	-
T/O Mobilization	-	-	-	-	-	-	-	-	-	-
PHA	79	78	-	1	-	-	-	-	79	78
Other	-	-	-	-	-	-	-	-	-	-
PHA INS	-	-	-	-	-	-	-	-	-	-
<u>Available for Additional Assignment of Troops.</u>	-	-	-	-	-	-	-	-	2,395	-
<u>Commutation</u>	-	54	-	-	-	47	-	-	-	7
MILITARY AIR TRANSPORT SERVICE										
<u>Housing - Total</u> (Troop and Family)	7,110	6,460	-	4	740	284	-	-	6,370	6,176
<u>Troop Housing - Total</u>	6,842	6,196	-	2	627	173	-	-	6,215	6,023
Permanent	-	-	-	-	-	-	-	-	-	-
Mobilization	4,197	6,196	-	2	443	173	-	-	3,754	6,023
T/O	2,645	-	-	-	184	-	-	-	2,461	-
Other	-	-	-	-	-	-	-	-	-	-
PHA	-	-	-	-	-	-	-	-	-	-
<u>Family Housing - Total</u>	268	264	-	2	113	111	-	-	155	153
Permanent	-	-	-	-	-	-	-	-	-	-
Temporary	11	11	-	-	5	5	-	-	6	6
Mob. Conversion	150	142	-	-	82	78	-	-	68	64
T/O Conversion	30	30	-	-	16	16	-	-	14	14
PHA	50	50	-	-	-	-	-	-	50	50
Other	27	31	-	2	10	12	-	-	17	19
PHA INS	-	-	-	-	-	-	-	-	-	-
<u>Available for Additional Assignment of Troops.</u>	-	-	-	-	-	290	-	-	190	-
<u>Commutation</u>	-	3,048	-	-	-	1,091	-	-	-	1,957

TABLE 183- STATUS OF MILITARY AND CIVILIAN HOUSING AND OCCUPANCY, BY COMMAND-
OCTOBER 1950 AND APRIL 1951 -- CONTINUED

Type of Housing	Total				Officers		Cadets		Enlisted	
	Authorized Normal Capacity	Capacity Occupied or Reserved for Mil. Pers.	Capacity Used for Other Purpose	Capacity Occupied by Others	Authorized Normal Capacity	Capacity Occupied or Reserved	Authorized Normal Capacity	Capacity Occupied or Reserved	Authorized Normal Capacity	Capacity Occupied or Reserved
SPECIAL WEAPONS COMMAND										
15 OCTOBER 1950										
<u>Housing - Total</u> (Troop and Family)	3,677	1,512	396	1,079	357	50	220	-	3,100	1,462
<u>Troop Housing - Total</u>	2,565	1,364	393	1,079	330	25	220	-	2,015	1,339
Permanent	3,345	1,362	393	1,079	330	23	220	-	3,015	1,339
Mobilization	220									
T/O	-									
Other	-	2	-	-	-	2	-	-	-	-
PHA	-	-	-	-	-	-	-	-	-	-
<u>Family Housing - Total</u>	112	148	2	-	27	25	-	-	85	123
Permanent	-	-	-	-	-	-	-	-	-	-
Temporary	-	-	-	-	-	-	-	-	-	-
Mob. Conversion	10	10	-	-	-	-	-	-	10	10
T/O Conversion	-	-	-	-	-	-	-	-	-	-
PHA	102	98	3	-	27	22	-	-	75	76
Other	-	40	-	-	-	3	-	-	-	37
PHA INS	-	-	-	-	-	-	-	-	-	-
<u>Available for Additional Assignment of Troops</u>	-	-	-	-	283	-	220	-	228	-
<u>Commutation</u>	-	1,285	-	-	-	347	-	-	-	938
STRATEGIC AIR COMMAND										
<u>Housing - Total</u> (Troop and Family)	68,478	44,860	5,748	193	6,901	2,791	579	-	60,998	42,069
<u>Troop Housing - Total</u>	64,798	41,864	5,736	34	5,624	1,940	579	-	58,595	39,924
Permanent	5,661	41,799	2,617	34	3,864	1,939	480	-	39,939	39,860
Mobilization	44,283									
T/O	14,236									
Other	-	65	-	-	-	1	-	-	-	64
PHA	618	-	-	-	156	-	-	-	462	-
<u>Family Housing - Total</u>	2,680	2,996	12	159	1,277	851	-	-	2,403	2,145
Permanent	1,066	932	12	3	553	423	-	-	513	509
Temporary	289	288	-	-	250	121	-	-	39	167
Mob. Conversion	881	596	-	-	324	222	-	-	557	374
T/O Conversion	174	174	-	-	1	1	-	-	173	173
PHA	1,265	807	-	151	147	72	-	-	1,118	735
Other	5	199	-	5	2	12	-	-	3	187
PHA INS	-	-	-	-	-	-	-	-	-	-
<u>Available for Additional Assignment of Troops</u>	-	-	-	-	2,761	-	579	-	20,572	-
<u>Commutation</u>	-	25,564	-	-	-	6,397	-	-	-	19,167
OVERSEAS c/										
<u>Housing - Total</u> (Troop and Family)	109,029	51,977	13,686	4,696	9,316	5,377	-	-	99,713	46,600
<u>Troop Housing - Total</u>	101,763	46,086	13,683	4,247	6,481	2,787	-	-	95,282	43,299
Permanent	23,479	45,780	2,926	3,818	2,740	2,768	-	-	22,896	43,012
Mobilization	17,690									
T/O	56,963									
Other	599	306	16	67	133	19	-	-	466	287
PHA	3,032	-	-	362	-	-	-	-	3,032	-

TABLE 183 - STATUS OF MILITARY AND CIVILIAN HOUSING AND OCCUPANCY, BY COMMAND -
OCTOBER 1950 AND APRIL 1951 - CONTINUED

Type of Housing	Total				Officers		Cadets		Enlisted	
	Authorized Normal Capacity	Capacity Occupied or Reserved for Mil. Pers.	Capacity Used for Other Purpose	Capacity Occupied by Others	Authorized Normal Capacity	Capacity Occupied or Reserved	Authorized Normal Capacity	Capacity Occupied or Reserved	Authorized Normal Capacity	Capacity Occupied or Reserved
15 OCTOBER 1950										
FAR EAST AIR FORCE*										
<u>Housing - Total</u> (Troop and Family)	<u>24,745</u>	<u>11,471</u>	<u>854</u>	<u>1,484</u>	<u>2,412</u>	<u>1,264</u>	-	-	<u>22,333</u>	<u>10,207</u>
<u>Troop Housing - Total</u>	<u>22,990</u>	<u>9,746</u>	<u>853</u>	<u>1,332</u>	<u>1,286</u>	<u>408</u>	-	-	<u>21,704</u>	<u>9,338</u>
Permanent	5,346	4	4	168	168	-	-	-	5,178	-
Mobilization	304	9,746	846	84	84	408	-	-	220	9,338
T/O	17,051	-	-	919	919	-	-	-	16,132	-
Other	289	-	3	115	115	-	-	-	174	-
PHA	-	-	-	-	-	-	-	-	-	-
<u>Family Housing - Total</u>	<u>1,755</u>	<u>1,725</u>	<u>1</u>	<u>152</u>	<u>1,126</u>	<u>856</u>	-	-	<u>629</u>	<u>869</u>
Permanent	801	790	-	6	469	462	-	-	332	328
Temporary	695	650	1	44	557	315	-	-	138	335
Mob. Conversion	-	-	-	-	-	-	-	-	-	-
T/O Conversion	250	160	-	99	91	49	-	-	159	111
PHA	-	-	-	-	-	-	-	-	-	-
Other	9	125	-	3	9	30	-	-	-	95
FHA INS	-	-	-	-	-	-	-	-	-	-
<u>Available for Additional Assignment of Troops.</u>	-	-	-	-	664	-	-	-	10,428	-
Commutation	-	1,196	-	-	-	490	-	-	-	706
MILITARY AIR TRANSPORT SERVICE										
<u>Housing - Total</u> (Troop and Family)	<u>28,007</u>	<u>10,147</u>	<u>2,032</u>	<u>565</u>	<u>2,942</u>	<u>1,514</u>	-	-	<u>25,065</u>	<u>8,632</u>
<u>Troop Housing - Total</u>	<u>25,883</u>	<u>8,507</u>	<u>2,032</u>	<u>501</u>	<u>2,289</u>	<u>911</u>	-	-	<u>23,594</u>	<u>7,596</u>
Permanent	5,273	-	-	20	20	-	-	-	5,253	-
Mobilization	8,056	8,353	1,211	127	1,668	906	-	-	6,388	7,447
T/O	9,320	-	808	583	583	-	-	-	8,737	-
Other	202	154	13	12	18	5	-	-	184	149
PHA	3,032	-	-	362	-	-	-	-	3,032	-
<u>Family Housing - Total</u>	<u>2,124</u>	<u>1,640</u>	-	<u>64</u>	<u>653</u>	<u>603</u>	-	-	<u>1,471</u>	<u>1,037</u>
Permanent	971	920	-	10	491	440	-	-	480	480
Temporary	4	-	-	1	4	-	-	-	-	-
Mob. Conversion	93	53	-	-	48	22	-	-	45	31
T/O Conversion	172	149	-	53	90	71	-	-	82	78
PHA	862	490	-	-	-	45	-	-	862	445
Other	22	28	-	-	20	25	-	-	2	3
FHA INS	-	-	-	-	-	-	-	-	-	-
<u>Available for Additional Assignment of Troops.</u>	-	-	-	-	1,302	-	-	-	13,877	-
Commutation	-	1,430	-	-	-	359	-	-	-	1,074
NORTHEAST AIR COMMAND d/										
<u>Housing - Total</u> (Troop and Family)	<u>11,980</u>	<u>4,388</u>	<u>3,965</u>	<u>1,248</u>	<u>1,192</u>	<u>674</u>	-	-	<u>10,788</u>	<u>3,714</u>
<u>Troop Housing - Total</u>	<u>11,460</u>	<u>3,795</u>	<u>3,965</u>	<u>1,190</u>	<u>953</u>	<u>385</u>	-	-	<u>10,447</u>	<u>3,410</u>
Permanent	3,808	-	2,125	18	18	-	-	-	3,790	-
Mobilization	1,397	3,795	9	1,190	125	385	-	-	1,272	3,410
T/O	6,087	-	1,831	-	810	-	-	-	5,277	-
Other	108	-	-	-	-	-	-	-	108	-
PHA	-	-	-	-	-	-	-	-	-	-

* Excludes Japan as no reports were received from occupied areas until March 1951.

TABLE 183 - STATUS OF MILITARY AND CIVILIAN HOUSING AND OCCUPANCY, BY COMMAND - OCTOBER 1950 AND APRIL 1951 - CONTINUED

Type of Housing	Total			Officer and Warrant Officer		Cadets and Students		AAF (Enlisted)		Airmen		Civilian	
	Authorized Normal Capacity	Capacity Occupied or Reserved	Capacity Not in Use for Housing	Authorized Normal Capacity	Capacity Occupied or Reserved	Authorized Normal Capacity	Capacity Occupied or Reserved	Authorized Normal Capacity	Capacity Occupied or Reserved	Authorized Normal Capacity	Capacity Occupied or Reserved	Authorized Normal Capacity	Capacity Occupied or Reserved
1 April 1951													
WORLDWIDE ^{a/}													
<u>Auth. Troop Housing - Total</u>	<u>574,855</u>	<u>483,689</u>	<u>167,600</u>	<u>42,428</u>	<u>26,594</u>	<u>11,927</u>	<u>7,150</u>	<u>9,862</u>	<u>6,133</u>	<u>493,875</u>	<u>431,961</u>	<u>16,763</u>	<u>11,851</u>
Permanent	87,506	82,093	16,463	5,972	4,620	2,352	1,460	165	284	78,017	73,977	1,000	1,752
Temporary (MOB)	319,235	292,375	71,103	23,779	15,147	9,229	5,690	7,933	5,293	276,953	265,021	1,341	1,224
Temporary (T/O)	138,238	75,539	72,433	9,448	3,755	346	-	1,675	296	121,425	65,630	5,344	5,858
Leased	3,853	4,645	577	268	284	-	-	5	18	3,422	4,214	158	129
Other	26,023	29,037	7,024	2,961	2,788	-	-	84	242	14,058	23,119	8,920	2,888
<u>Auth. Family Housing - Total</u>	<u>36,535</u>	<u>20,384</u>	<u>5,773</u>	<u>12,555</u>	<u>10,442</u>	-	-	<u>1</u>	<u>1</u>	<u>22,202</u>	<u>17,253</u>	<u>1,777</u>	<u>2,688</u>
<u>On the Base - Total</u>	<u>24,024</u>	<u>20,465</u>	<u>3,519</u>	<u>10,773</u>	<u>9,315</u>	-	-	<u>1</u>	<u>1</u>	<u>12,335</u>	<u>10,354</u>	<u>913</u>	<u>795</u>
Permanent	14,331	12,605	1,656	6,838	6,255	-	-	-	-	6,975	5,952	518	398
Temporary	2,638	2,292	346	1,147	899	-	-	-	-	1,424	1,241	67	152
Mob. Conversion	4,757	3,666	980	1,991	1,555	-	-	-	-	2,649	2,070	117	41
T/O Conversion	1,135	840	273	488	284	-	-	1	1	606	516	40	39
Other	1,163	1,062	264	311	322	-	-	-	-	681	575	171	165
<u>PHA - Total</u>	<u>8,864</u>	<u>7,445</u>	<u>1,081</u>	<u>575</u>	<u>510</u>	-	-	-	-	<u>7,447</u>	<u>5,066</u>	<u>842</u>	<u>1,869</u>
Permanent	2,740	2,474	267	494	395	-	-	-	-	1,653	1,725	593	354
Temporary	6,124	4,971	814	81	115	-	-	-	-	5,794	3,341	249	1,515
<u>PHA - Total</u>	<u>2,647</u>	<u>2,474</u>	<u>1,173</u>	<u>1,205</u>	<u>617</u>	-	-	-	-	<u>2,420</u>	<u>1,833</u>	<u>22</u>	<u>24</u>
Permanent	3,647	2,474	1,173	1,205	617	-	-	-	-	2,420	1,833	22	24
Temporary	-	-	-	-	-	-	-	-	-	-	-	-	-
<u>Other Housing - Total</u>	<u>28,150</u>	<u>20,475</u>	<u>7,886</u>	<u>3,799</u>	<u>3,422</u>	<u>592</u>	<u>592</u>	<u>271</u>	<u>126</u>	<u>23,112</u>	<u>15,311</u>	<u>376</u>	<u>1,024</u>
<u>Troop - Total</u>	<u>24,156</u>	<u>17,087</u>	<u>7,495</u>	<u>2,041</u>	<u>2,071</u>	<u>592</u>	<u>592</u>	<u>271</u>	<u>126</u>	<u>21,059</u>	<u>13,530</u>	<u>193</u>	<u>768</u>
<u>Family - Total</u>	<u>2,594</u>	<u>3,388</u>	<u>391</u>	<u>1,758</u>	<u>1,351</u>	-	-	-	-	<u>2,053</u>	<u>1,781</u>	<u>183</u>	<u>256</u>
Permanent	3,382	2,792	374	1,597	1,191	-	-	-	-	1,609	1,422	176	179
Temporary	612	596	17	161	160	-	-	-	-	444	359	7	77
<u>Computation</u>	-	<u>134,485</u>	-	-	-	-	-	-	-	-	-	-	-
CONTINENTAL ^{1/}													
<u>Auth. Troop Housing - Total</u>	<u>400,624</u>	<u>345,798</u>	<u>110,976</u>	<u>29,258</u>	<u>15,191</u>	<u>11,927</u>	<u>7,150</u>	<u>9,524</u>	<u>5,906</u>	<u>343,937</u>	<u>314,800</u>	<u>5,978</u>	<u>2,751</u>
Permanent	35,205	37,512	5,078	1,679	1,276	2,352	1,460	40	221	31,130	34,427	4	128
Temporary (MOB)	292,948	265,664	62,519	20,801	12,203	9,229	5,690	7,727	5,195	254,698	242,182	493	394
Temporary (T/O)	62,763	28,647	38,796	5,441	977	346	-	1,673	248	55,127	27,346	176	76
Leased	753	608	234	-	-	-	-	-	-	753	608	-	-
Other	8,955	13,367	4,369	1,337	735	-	-	84	242	2,229	10,237	5,305	2,153

<u>Auth. Family Housing - Total</u>	<u>21,754</u>	<u>17,931</u>	<u>3,551</u>	<u>6,580</u>	<u>5,402</u>	-	-	-	-	<u>14,540</u>	<u>10,502</u>	<u>634</u>	<u>2,027</u>
<u>On the Base - Total</u>	<u>10,173</u>	<u>8,942</u>	<u>1,297</u>	<u>4,800</u>	<u>4,275</u>	-	-	-	-	<u>5,303</u>	<u>4,533</u>	<u>70</u>	<u>134</u>
Permanent	4,228	3,988	227	2,161	2,135	-	-	-	-	2,065	1,838	2	15
Temporary	911	809	102	583	428	-	-	-	-	313	345	15	36
Mob. Conversion	4,278	3,390	855	1,834	1,473	-	-	-	-	2,412	1,881	32	36
T/O Conversion	232	222	10	44	34	-	-	-	-	188	187	-	1
Other	524	533	103	178	205	-	-	-	-	325	282	21	46
<u>FHA - Total</u>	<u>7,934</u>	<u>6,515</u>	<u>1,081</u>	<u>575</u>	<u>510</u>	-	-	-	-	<u>6,817</u>	<u>4,136</u>	<u>542</u>	<u>1,869</u>
Permanent	2,440	2,174	267	494	395	-	-	-	-	1,653	1,425	293	354
Temporary	5,494	4,341	814	81	115	-	-	-	-	5,164	2,711	249	1,515
<u>FHA - Total</u>	<u>2,647</u>	<u>2,474</u>	<u>1,173</u>	<u>1,205</u>	<u>617</u>	-	-	-	-	<u>2,420</u>	<u>1,833</u>	<u>22</u>	<u>24</u>
Permanent	3,647	2,474	1,173	1,205	617	-	-	-	-	2,420	1,833	22	24
Temporary	-	-	-	-	-	-	-	-	-	-	-	-	-
<u>Other Housing - Total</u>	<u>13,115</u>	<u>7,822</u>	<u>5,410</u>	<u>783</u>	<u>550</u>	<u>592</u>	<u>592</u>	<u>101</u>	<u>18</u>	<u>11,639</u>	<u>6,592</u>	-	<u>70</u>
<u>Troop - Total</u>	<u>12,698</u>	<u>7,418</u>	<u>5,396</u>	<u>662</u>	<u>434</u>	<u>592</u>	<u>592</u>	<u>101</u>	<u>18</u>	<u>11,343</u>	<u>6,374</u>	-	-
<u>Family - Total</u>	<u>417</u>	<u>404</u>	<u>14</u>	<u>121</u>	<u>116</u>	-	-	-	-	<u>296</u>	<u>218</u>	-	<u>70</u>
Permanent	124	119	5	96	91	-	-	-	-	28	28	-	-
Temporary	293	285	9	25	25	-	-	-	-	268	190	-	70
<u>Commutation</u>	-	<u>126,370</u>	-	-	-	-	-	-	-	-	-	-	-

AIR DEFENSE COMMAND

<u>Auth. Troop Housing - Total</u>	<u>43,572</u>	<u>40,923</u>	<u>10,103</u>	<u>4,549</u>	<u>2,220</u>	<u>480</u>	<u>322</u>	<u>878</u>	<u>873</u>	<u>37,605</u>	<u>37,443</u>	<u>60</u>	<u>65</u>
Permanent	8,729	9,382	1,046	456	297	-	322	40	150	8,229	8,588	4	25
Temporary (MOB)	26,849	24,998	6,777	2,926	1,567	480	-	666	653	22,721	22,751	56	27
Temporary (T/O)	7,708	5,357	2,255	1,167	343	-	-	172	70	6,369	4,931	-	13
Leased	136	174	-	-	-	-	-	-	-	136	174	-	-
Other	150	1,012	45	-	13	-	-	-	-	150	999	-	-
<u>Auth. Family Housing - Total</u>	<u>1,637</u>	<u>1,613</u>	<u>23</u>	<u>471</u>	<u>472</u>	-	-	-	-	<u>1,166</u>	<u>1,094</u>	-	<u>46</u>
<u>On the Base - Total</u>	<u>586</u>	<u>583</u>	<u>2</u>	<u>235</u>	<u>234</u>	-	-	-	-	<u>351</u>	<u>348</u>	-	<u>1</u>
Permanent	425	412	-	194	184	-	-	-	-	231	227	-	1
Temporary	1	1	-	1	1	-	-	-	-	-	-	-	-
Mob. Conversion	137	137	-	30	30	-	-	-	-	107	107	-	-
T/O Conversion	-	-	-	-	-	-	-	-	-	-	-	-	-
Other	23	33	2	10	19	-	-	-	-	13	14	-	-
<u>FHA - Total</u>	<u>651</u>	<u>632</u>	<u>19</u>	<u>136</u>	<u>139</u>	-	-	-	-	<u>515</u>	<u>450</u>	-	<u>43</u>
Permanent	407	407	-	136	124	-	-	-	-	271	252	-	31
Temporary	244	225	19	-	15	-	-	-	-	244	198	-	12
<u>FHA - Total</u>	<u>400</u>	<u>398</u>	<u>2</u>	<u>100</u>	<u>100</u>	-	-	-	-	<u>300</u>	<u>296</u>	-	<u>2</u>
Permanent	400	398	2	100	100	-	-	-	-	300	296	-	2
Temporary	-	-	-	-	-	-	-	-	-	-	-	-	-
<u>Other Housing - Total</u>	<u>233</u>	<u>208</u>	<u>25</u>	<u>12</u>	<u>12</u>	-	-	-	-	<u>221</u>	<u>196</u>	-	-
<u>Troop - Total</u>	<u>201</u>	<u>176</u>	<u>25</u>	<u>1</u>	<u>1</u>	-	-	-	-	<u>200</u>	<u>175</u>	-	-
<u>Family - Total</u>	<u>32</u>	<u>22</u>	-	<u>11</u>	<u>11</u>	-	-	-	-	<u>21</u>	<u>21</u>	-	-
Permanent	1	1	-	-	-	-	-	-	-	1	1	-	-
Temporary	31	31	-	11	11	-	-	-	-	20	20	-	-
<u>Commutation</u>	-	<u>20,680</u>	-	-	-	-	-	-	-	-	-	-	-

TABLE 183 - STATUS OF MILITARY AND CIVILIAN HOUSING AND OCCUPANCY, BY COMMAND - OCTOBER 1950 AND APRIL 1951 - CONTINUED

Type of Housing	Total			Officer and Warrant Officer		Cadets and Students		WAF (Enlisted)		Airmen		Civilian	
	Authorized Normal Capacity	Capacity Occupied or Reserved	Capacity Not in Use for Housing	Authorized Normal Capacity	Capacity Occupied or Reserved	Authorized Normal Capacity	Capacity Occupied or Reserved	Authorized Normal Capacity	Capacity Occupied or Reserved	Authorized Normal Capacity	Capacity Occupied or Reserved	Authorized Normal Capacity	Capacity Occupied or Reserved
AIR MATERIAL COMMAND													
1 April 1951													
<u>Auth. Troop Housing - Total</u>	45,476	19,274	27,050	4,661	1,485	21	-	1,749	472	26,968	15,590	2,077	1,727
Permanent	1,802	952	850	260	45	-	-	-	-	1,542	907	-	-
Temporary (MOB)	24,403	15,403	8,750	1,860	1,066	21	-	1,367	316	21,029	14,021	126	-
Temporary (T/O)	16,200	699	15,485	1,479	142	-	-	382	-	14,317	557	22	-
Leased	-	-	-	-	-	-	-	-	-	-	-	-	-
Other	4,071	2,220	1,965	1,062	232	-	-	-	156	80	105	2,929	1,727
<u>Auth. Family Housing - Total</u>	3,772	3,563	194	850	810	-	-	-	-	2,630	1,309	292	1,444
<u>On the Base - Total</u>	889	896	2	577	569	-	-	-	-	269	277	63	50
Permanent	194	194	-	144	160	-	-	-	-	50	34	-	-
Temporary	139	138	1	92	91	-	-	-	-	40	36	7	11
Mob. Conversion	456	456	-	280	252	-	-	-	-	144	172	32	32
T/O Conversion	13	13	-	13	13	-	-	-	-	-	-	-	-
Other	87	95	1	48	53	-	-	-	-	35	35	4	7
<u>FHA - Total</u>	2,508	2,292	192	86	54	-	-	-	-	2,173	844	249	1,394
Permanent	450	375	75	66	34	-	-	-	-	135	133	249	208
Temporary	2,058	1,917	117	20	20	-	-	-	-	2,038	711	-	1,186
<u>FHA - Total</u>	275	375	-	187	187	-	-	-	-	188	188	-	-
Permanent	375	375	-	187	187	-	-	-	-	188	188	-	-
Temporary	-	-	-	-	-	-	-	-	-	-	-	-	-
<u>Other Housing - Total</u>	-	-	-	-	-	-	-	-	-	-	-	-	-
<u>Troop - Total</u>	-	-	-	-	-	-	-	-	-	-	-	-	-
<u>Family - Total</u>	-	-	-	-	-	-	-	-	-	-	-	-	-
Permanent	-	-	-	-	-	-	-	-	-	-	-	-	-
Temporary	-	-	-	-	-	-	-	-	-	-	-	-	-
<u>Commutation - Total</u>	-	10,352	-	-	-	-	-	-	-	-	-	-	-
AIR PROVING GROUND													
<u>Auth. Troop Housing - Total</u>	6,017	4,729	2,172	489	249	200	273	-	71	5,184	3,992	144	144
Permanent	1,477	1,785	-	94	48	-	-	-	71	1,383	1,666	-	-
Temporary (MOB)	2,227	2,411	600	371	201	200	273	-	-	1,656	1,937	-	-
Temporary (T/O)	2,169	389	1,572	24	-	-	-	-	-	2,145	389	-	-
Leased	-	-	-	-	-	-	-	-	-	-	-	-	-
Other	144	144	-	-	-	-	-	-	-	-	-	144	144

<u>Auth. Family Housing - Total</u>	719	711	14	165	154	-	-	-	-	545	548	9	9
<u>On the Base - Total</u>	665	651	14	165	154	-	-	-	-	522	528	6	6
Permanent	266	257	9	164	154	-	-	-	-	102	103	-	-
Temporary	-	-	-	-	-	-	-	-	-	-	-	-	-
Mob. Conversion	152	152	-	-	-	-	-	-	-	152	152	-	-
T/O Conversion	-	-	-	-	-	-	-	-	-	-	-	-	-
Other	48	52	2	1	-	-	-	-	-	38	43	9	9
<u>PHA - Total</u>	253	250	3	-	-	-	-	-	-	253	250	-	-
Permanent	253	250	3	-	-	-	-	-	-	253	250	-	-
Temporary	-	-	-	-	-	-	-	-	-	-	-	-	-
<u>FHA - Total</u>	-	-	-	-	-	-	-	-	-	-	-	-	-
Permanent	-	-	-	-	-	-	-	-	-	-	-	-	-
Temporary	-	-	-	-	-	-	-	-	-	-	-	-	-
<u>Other Housing - Total</u>	-	-	-	-	-	-	-	-	-	-	-	-	-
<u>Troop - Total</u>	-	-	-	-	-	-	-	-	-	-	-	-	-
<u>Family - Total</u>	-	-	-	-	-	-	-	-	-	-	-	-	-
Permanent	-	-	-	-	-	-	-	-	-	-	-	-	-
Temporary	-	-	-	-	-	-	-	-	-	-	-	-	-
<u>Commutation</u>	-	2,706	-	-	-	-	-	-	-	-	-	-	-

AIR RESEARCH AND DEVELOPMENT COMMAND R/

<u>Auth. Troop Housing - Total</u>	4,390	3,340	1,527	364	144	-	-	155	67	2,514	2,861	1,327	268
Permanent	-	-	-	-	-	-	-	-	-	-	-	-	-
Temporary (MOB)	1,765	1,092	673	172	133	-	-	-	-	1,593	888	-	71
Temporary (T/O)	809	899	-	92	10	-	-	155	-	562	851	-	38
Leased	-	-	-	-	-	-	-	-	-	-	-	-	-
Other	1,816	1,349	854	100	1	-	-	-	67	359	1,122	1,357	159
<u>Auth. Family Housing - Total</u>	686	687	1	25	78	-	-	-	-	523	379	138	230
<u>On the Base - Total</u>	165	167	-	17	64	-	-	-	-	148	98	-	5
Permanent	111	111	-	11	47	-	-	-	-	100	59	-	5
Temporary	-	-	-	-	-	-	-	-	-	-	-	-	-
Mob. Conversion	36	38	-	-	11	-	-	-	-	36	27	-	-
T/O Conversion	-	-	-	-	-	-	-	-	-	-	-	-	-
Other	18	18	-	6	6	-	-	-	-	12	12	-	-
<u>PHA - Total</u>	406	405	1	8	14	-	-	-	-	282	188	116	203
Permanent	-	-	-	-	-	-	-	-	-	-	-	-	-
Temporary	406	405	1	8	14	-	-	-	-	282	188	116	203
<u>FHA - Total</u>	115	115	-	-	-	-	-	-	-	93	93	22	22
Permanent	115	115	-	-	-	-	-	-	-	93	93	22	22
Temporary	-	-	-	-	-	-	-	-	-	-	-	-	-
<u>Other Housing - Total</u>	-	-	-	-	-	-	-	-	-	-	-	-	-
<u>Troop - Total</u>	-	-	-	-	-	-	-	-	-	-	-	-	-
<u>Family - Total</u>	-	-	-	-	-	-	-	-	-	-	-	-	-
Permanent	-	-	-	-	-	-	-	-	-	-	-	-	-
Temporary	-	-	-	-	-	-	-	-	-	-	-	-	-
<u>Commutation</u>	-	1,298	-	-	-	-	-	-	-	-	-	-	-

Mob. Conversion	664	507	157	519	339	-	-	-	-	145	167	-	1
T/O Conversion	-	-	-	-	-	-	-	-	-	-	-	-	-
Other	-	-	-	-	-	-	-	-	-	-	-	-	-
PFA - Total	-	-	-	-	-	-	-	-	-	-	-	-	-
Permanent	-	-	-	-	-	-	-	-	-	-	-	-	-
Temporary	-	-	-	-	-	-	-	-	-	-	-	-	-
PFA - Total	250	250	-	-	-	-	-	-	-	250	250	-	-
Permanent	250	250	-	-	-	-	-	-	-	250	250	-	-
Temporary	-	-	-	-	-	-	-	-	-	-	-	-	-
Other Housing - Total	-	-	-	-	-	-	-	-	-	-	-	-	-
Troop - Total	-	-	-	-	-	-	-	-	-	-	-	-	-
Family - Total	-	-	-	-	-	-	-	-	-	-	-	-	-
Permanent	-	-	-	-	-	-	-	-	-	-	-	-	-
Temporary	-	-	-	-	-	-	-	-	-	-	-	-	-
Commutation	-	2,261	-	-	718	-	-	-	-	-	1,543	-	-
CHIEF OF STAFF													
Commutation	-	2,684	-	-	2,684	-	-	-	-	-	-	-	-
CONTINENTAL AIR COMMAND													
Auth. Troop Housing - Total	17,427	12,700	2,777	1,484	679	120	-	699	263	15,124	11,758	-	-
Permanent	1,168	404	764	156	108	-	-	-	-	1,012	296	-	-
Temporary (MOB)	10,260	7,776	2,986	917	339	120	-	276	263	8,947	7,174	-	-
Temporary (T/O)	4,820	3,881	1,428	334	210	-	-	387	-	4,099	3,671	-	-
Leased	295	158	168	-	-	-	-	-	-	295	158	-	-
Other	884	481	431	77	22	-	-	36	-	771	459	-	-
Auth. Family Housing - Total	707	546	161	97	106	-	-	-	-	586	410	24	30
On the Base - Total	206	174	32	88	86	-	-	-	-	114	86	4	2
Permanent	131	131	-	62	62	-	-	-	-	69	69	-	-
Temporary	14	13	1	2	2	1	-	-	-	12	11	-	-
Mob. Conversion	32	8	24	8	8	-	-	-	-	24	-	-	-
T/O Conversion	4	4	-	4	4	-	-	-	-	-	-	-	-
Other	25	18	7	12	10	-	-	-	-	9	6	4	2
PFA - Total	501	372	129	9	20	-	-	-	-	472	324	20	28
Permanent	-	-	-	-	-	-	-	-	-	-	-	-	-
Temporary	501	372	129	9	20	-	-	-	-	472	324	20	28
PFA - Total	-	-	-	-	-	-	-	-	-	-	-	-	-
Permanent	-	-	-	-	-	-	-	-	-	-	-	-	-
Temporary	-	-	-	-	-	-	-	-	-	-	-	-	-
Other Housing - Total	7,877	5,019	2,859	519	386	-	-	101	18	7,257	4,545	-	70
Troop - Total	7,629	4,784	2,845	501	373	-	-	101	18	7,027	4,393	-	-
Family - Total	248	235	14	18	13	-	-	-	-	230	152	-	70
Permanent	14	9	5	9	4	-	-	-	-	5	5	-	-
Temporary	234	226	9	9	9	-	-	-	-	225	147	-	70
Commutation	-	7,225	-	-	-	-	-	-	-	-	-	-	-

TABLE 183 - STATUS OF MILITARY AND CIVILIAN HOUSING AND OCCUPANCY, BY COMMAND-OCTOBER 1950 AND APRIL 1951 - CONTINUED

(Types of housing have been omitted in table below where no data were reported.)

Type of Housing	Total			Officer and Warrant Officer		Cadets and Students		NAF (Enlisted)		Airmen		Civilian	
	Authorized Normal Capacity	Capacity Occupied or Reserved	Capacity Not in Use for Housing	Authorized Normal Capacity	Capacity Occupied or Reserved	Authorized Normal Capacity	Capacity Occupied or Reserved	Authorized Normal Capacity	Capacity Occupied or Reserved	Authorized Normal Capacity	Capacity Occupied or Reserved	Authorized Normal Capacity	Capacity Occupied or Reserved
1 April 1951													
HEADQUARTERS COMMAND, USAF													
<u>Auth. Troop Housing - Total</u>	5,834	5,960	505	343	251	-	-	326	307	5,165	5,391	-	11
Permanent	477	524	32	180	129	-	-	-	-	297	384	-	11
Temporary (MOB)	2,734	2,443	291	114	114	-	-	326	271	2,294	2,058	-	-
Temporary (T/O)	1,718	1,740	136	49	8	-	-	-	17	1,669	1,715	-	-
Leased	322	276	46	-	-	-	-	-	-	322	276	-	-
Other	583	977	-	-	-	-	-	-	19	583	958	-	-
<u>Auth. Family Housing - Total</u>	455	436	19	241	222	-	-	-	-	214	214	-	-
<u>On the Base - Total</u>	285	355	19	241	222	-	-	-	-	144	144	-	-
Permanent	346	334	12	204	192	-	-	-	-	142	142	-	-
Temporary	10	10	-	10	10	-	-	-	-	-	-	-	-
Mob. Conversion	-	-	-	-	-	-	-	-	-	-	-	-	-
T/O Conversion	7	-	7	7	-	-	-	-	-	-	-	-	-
Other	22	22	-	20	20	-	-	-	-	2	2	-	-
<u>PHA - Total</u>	70	70	-	-	-	-	-	-	-	70	70	-	-
Permanent	-	-	-	-	-	-	-	-	-	-	-	-	-
Temporary	70	70	-	-	-	-	-	-	-	70	70	-	-
<u>Other Housing - Total</u>	1,220	1,326	-	-	-	-	-	-	-	1,220	1,326	-	-
<u>Troop - Total</u>	1,220	1,326	-	-	-	-	-	-	-	1,220	1,326	-	-
<u>Family - Total</u>	-	-	-	-	-	-	-	-	-	-	-	-	-
<u>Commutation</u>	-	5,890	-	-	-	-	-	-	-	-	-	-	-
LONG RANGE PROVING GROUND DIVISION													
<u>Auth. Troop Housing - Total</u>	1,275	1,517	-	95	98	-	-	-	-	980	1,219	200	200
Permanent	980	1,219	-	-	-	-	-	-	-	980	1,219	-	-
Temporary (MOB)	295	298	-	95	98	-	-	-	-	-	-	200	200
Temporary (T/O)	-	-	-	-	-	-	-	-	-	-	-	-	-
Leased	-	-	-	-	-	-	-	-	-	-	-	-	-
Other	-	-	-	-	-	-	-	-	-	-	-	-	-
<u>Auth. Family Housing - Total</u>	172	172	-	39	39	-	-	-	-	128	128	5	5
<u>On the Base - Total</u>	93	93	-	39	39	-	-	-	-	50	50	4	4
Permanent	10	10	-	8	8	-	-	-	-	-	-	2	2
Temporary	83	83	-	31	31	-	-	-	-	50	50	2	2
Mob. Conversion	-	-	-	-	-	-	-	-	-	-	-	-	-
T/O Conversion	-	-	-	-	-	-	-	-	-	-	-	-	-
Other	-	-	-	-	-	-	-	-	-	-	-	-	-
<u>PHA - Total</u>	79	79	-	-	-	-	-	-	-	78	78	1	1
Permanent	-	-	-	-	-	-	-	-	-	78	78	-	-
Temporary	-	-	-	-	-	-	-	-	-	-	-	-	-

Commutation	-	724	-	-	-	-	-	-	-	-	-	-	-
MILITARY AIR TRANSPORT SERVICE													
<u>Auth. Troop Housing - Total</u>	<u>9,694</u>	<u>7,493</u>	<u>3,412</u>	<u>976</u>	<u>759</u>	-	-	<u>332</u>	<u>132</u>	<u>8,386</u>	<u>6,602</u>	-	-
Permanent	-	-	-	-	-	-	-	-	-	-	-	-	-
Temporary (MOB)	4,474	4,061	502	492	433	-	-	312	132	3,670	3,496	-	-
Temporary (T/O)	5,190	2,864	2,880	484	128	-	-	-	-	4,706	2,736	-	-
Leased	-	-	-	-	-	-	-	-	-	-	-	-	-
Other	30	568	30	-	198	-	-	20	-	10	370	-	-
<u>Auth. Family Housing - Total</u>	<u>1,511</u>	<u>831</u>	<u>680</u>	<u>617</u>	<u>142</u>	-	-	-	-	<u>893</u>	<u>688</u>	<u>1</u>	<u>1</u>
<u>On the Base - Total</u>	<u>336</u>	<u>231</u>	<u>103</u>	<u>233</u>	<u>134</u>	-	-	-	-	<u>103</u>	<u>96</u>	<u>1</u>	<u>1</u>
Permanent	131	33	98	125	27	-	-	-	-	6	6	-	-
Temporary	-	-	-	-	-	-	-	-	-	-	-	-	-
Mob. Conversion	150	146	4	82	82	-	-	-	-	68	64	-	-
T/O Conversion	30	30	-	16	16	-	-	-	-	14	14	-	-
Other	25	22	3	10	9	-	-	-	-	14	12	1	1
<u>FHA - Total</u>	<u>247</u>	<u>50</u>	<u>197</u>	-	-	-	-	-	-	<u>247</u>	<u>50</u>	-	-
Permanent	-	-	-	-	-	-	-	-	-	-	-	-	-
Temporary	247	50	197	-	-	-	-	-	-	247	50	-	-
<u>FHA - Total</u>	<u>928</u>	<u>550</u>	<u>378</u>	<u>384</u>	<u>8</u>	-	-	-	-	<u>544</u>	<u>542</u>	-	-
Permanent	928	550	378	384	8	-	-	-	-	544	542	-	-
Temporary	-	-	-	-	-	-	-	-	-	-	-	-	-
Commutation	-	4,610	-	-	1,449	-	-	-	-	-	3,161	-	-
SPECIAL WEAPONS COMMAND													
<u>Auth. Troop Housing - Total</u>	<u>3,455</u>	<u>1,907</u>	<u>1,548</u>	<u>403</u>	<u>132</u>	<u>220</u>	<u>375</u>	<u>132</u>	-	<u>2,700</u>	<u>1,400</u>	-	-
Permanent	-	-	-	-	-	-	-	-	-	-	-	-	-
Temporary (MOB)	3,455	1,907	1,548	403	132	220	375	132	-	2,700	1,400	-	-
Temporary (T/O)	-	-	-	-	-	-	-	-	-	-	-	-	-
Leased	-	-	-	-	-	-	-	-	-	-	-	-	-
Other	-	-	-	-	-	-	-	-	-	-	-	-	-
<u>Auth. Family Housing - Total</u>	<u>195</u>	<u>159</u>	<u>5</u>	<u>25</u>	<u>27</u>	-	-	-	-	<u>170</u>	<u>132</u>	-	-
<u>On the Base - Total</u>	<u>93</u>	<u>62</u>	-	-	<u>4</u>	-	-	-	-	<u>93</u>	<u>58</u>	-	-
Permanent	-	-	-	-	-	-	-	-	-	-	-	-	-
Temporary	-	-	-	-	-	-	-	-	-	-	-	-	-
Mob. Conversion	93	58	-	-	-	-	-	-	-	93	58	-	-
T/O Conversion	-	-	-	-	-	-	-	-	-	-	-	-	-
Other	-	4	-	-	4	-	-	-	-	-	-	-	-
<u>FHA - Total</u>	<u>102</u>	<u>97</u>	<u>5</u>	<u>25</u>	<u>23</u>	-	-	-	-	<u>77</u>	<u>74</u>	-	-
Permanent	102	97	5	25	23	-	-	-	-	77	74	-	-
Temporary	-	-	-	-	-	-	-	-	-	-	-	-	-
<u>FHA - Total</u>	-	-	-	-	-	-	-	-	-	-	-	-	-
Permanent	-	-	-	-	-	-	-	-	-	-	-	-	-
Temporary	-	-	-	-	-	-	-	-	-	-	-	-	-
Commutation	-	1,412	-	-	-	-	-	-	-	-	-	-	-

TABLE 183 - STATUS OF MILITARY AND CIVILIAN HOUSING AND OCCUPANCY, BY COMMAND - OCTOBER 1950 AND APRIL 1951 - CONTINUED

Type of Housing	Total			Officer and Warrant Officer		Cadets and Students		WAF (Enlisted)		Airmen		Civilian	
	Authorized Normal Capacity	Capacity Occupied or Reserved	Capacity Not in Use for Housing	Authorized Normal Capacity	Capacity Occupied or Reserved	Authorized Normal Capacity	Capacity Occupied or Reserved	Authorized Normal Capacity	Capacity Occupied or Reserved	Authorized Normal Capacity	Capacity Occupied or Reserved	Authorized Normal Capacity	Capacity Occupied or Reserved
1 April 1951													
STRATEGIC AIR COMMAND													
<u>Auth. Troop Housing - Total</u>	<u>70,113</u>	<u>59,700</u>	<u>21,381</u>	<u>5,755</u>	<u>2,427</u>	<u>1,146</u>	<u>480</u>	<u>1,408</u>	<u>706</u>	<u>61,136</u>	<u>56,074</u>	<u>668</u>	<u>13</u>
Permanent	5,906	9,069	414	237	304	-	-	-	-	5,669	8,765	-	-
Temporary (MOB)	52,128	44,551	13,360	4,469	2,123	1,020	480	1,182	627	45,457	41,317	-	4
Temporary (T/O)	11,341	5,805	6,869	1,025	-	126	-	226	79	9,938	5,717	26	9
Leased	-	-	-	-	-	-	-	-	-	-	-	-	-
Other	738	275	738	24	-	-	-	-	-	72	275	642	-
<u>Auth. Family Housing - Total</u>	<u>4,944</u>	<u>2,397</u>	<u>1,601</u>	<u>1,574</u>	<u>1,104</u>	-	-	-	-	<u>2,367</u>	<u>2,183</u>	<u>3</u>	<u>110</u>
<u>On the Base - Total</u>	<u>2,671</u>	<u>2,128</u>	<u>977</u>	<u>986</u>	<u>758</u>	-	-	-	-	<u>1,682</u>	<u>1,353</u>	<u>3</u>	<u>17</u>
Permanent	1,028	1,000	28	392	429	-	-	-	-	636	568	-	3
Temporary	278	270	8	241	114	-	-	-	-	37	156	-	-
Mob. Conversion	1,112	579	533	346	209	-	-	-	-	766	370	-	-
T/O Conversion	175	174	1	1	-	-	-	-	-	174	173	-	1
Other	78	105	27	6	6	-	-	-	-	69	86	3	13
<u>PHA - Total</u>	<u>1,021</u>	<u>695</u>	<u>326</u>	<u>99</u>	<u>69</u>	-	-	-	-	<u>922</u>	<u>533</u>	-	<u>92</u>
Permanent	599	435	164	65	35	-	-	-	-	534	339	-	61
Temporary	422	260	162	34	34	-	-	-	-	388	194	-	32
<u>FHA - Total</u>	<u>1,252</u>	<u>574</u>	<u>678</u>	<u>489</u>	<u>277</u>	-	-	-	-	<u>763</u>	<u>297</u>	-	-
Permanent	1,252	574	678	489	277	-	-	-	-	763	297	-	-
Temporary	-	-	-	-	-	-	-	-	-	-	-	-	-
<u>Other Housing - Total</u>	<u>3,712</u>	<u>1,196</u>	<u>2,526</u>	<u>201</u>	<u>101</u>	<u>592</u>	<u>592</u>	-	-	<u>2,919</u>	<u>503</u>	-	-
<u>Troop - Total</u>	<u>3,648</u>	<u>1,132</u>	<u>2,526</u>	<u>160</u>	<u>60</u>	<u>592</u>	<u>592</u>	-	-	<u>2,856</u>	<u>480</u>	-	-
<u>Family - Total</u>	<u>64</u>	<u>64</u>	-	<u>41</u>	<u>41</u>	-	-	-	-	<u>23</u>	<u>23</u>	-	-
Permanent	36	36	-	36	36	-	-	-	-	-	-	-	-
Temporary	28	28	-	5	5	-	-	-	-	23	23	-	-
<u>Commutation</u>	-	<u>28,242</u>	-	-	-	-	-	-	-	-	-	-	-
TACTICAL AIR COMMAND B/													
<u>Auth. Troop Housing - Total</u>	<u>14,909</u>	<u>13,183</u>	<u>1,993</u>	<u>1,658</u>	<u>1,071</u>	-	-	<u>484</u>	<u>169</u>	<u>12,767</u>	<u>11,943</u>	-	-
Permanent	136	206	-	-	-	-	-	-	-	136	206	-	-
Temporary (MOB)	12,624	11,894	927	1,634	1,071	-	-	370	169	10,620	10,654	-	-
Temporary (T/O)	2,006	1,083	923	24	-	-	-	86	-	1,896	1,083	-	-
Leased	-	-	-	-	-	-	-	-	-	-	-	-	-
Other	143	-	143	-	-	-	-	28	-	115	-	-	-

<u>Auth. Family Housing - Total</u>	386	272	136	80	97	-	-	-	-	306	162	-	13
<u>On the Base - Total</u>	386	272	136	80	97	-	-	-	-	306	162	-	13
Permanent	34	34	-	16	16	-	-	-	-	18	18	-	-
Temporary	2	2	-	-	-	-	-	-	-	2	2	-	-
Mob. Conversion	227	145	82	61	61	-	-	-	-	166	84	-	-
T/O Conversion	-	-	-	-	-	-	-	-	-	-	-	-	-
Other	123	91	54	3	20	-	-	-	-	120	58	-	13
<u>PHA - Total</u>	-	-	-	-	-	-	-	-	-	-	-	-	-
Permanent	-	-	-	-	-	-	-	-	-	-	-	-	-
Temporary	-	-	-	-	-	-	-	-	-	-	-	-	-
<u>PHA - Total</u>	-	-	-	-	-	-	-	-	-	-	-	-	-
Permanent	-	-	-	-	-	-	-	-	-	-	-	-	-
Temporary	-	-	-	-	-	-	-	-	-	-	-	-	-
<u>Other Housing - Total</u>	73	73	-	51	51	-	-	-	-	22	22	-	-
<u>Troop - Total</u>	-	-	-	-	-	-	-	-	-	-	-	-	-
<u>Family - Total</u>	73	73	-	51	51	-	-	-	-	22	22	-	-
Permanent	73	73	-	51	51	-	-	-	-	22	22	-	-
Temporary	-	-	-	-	-	-	-	-	-	-	-	-	-
<u>Commutation</u>	-	5,564	-	-	-	-	-	-	-	-	-	-	-
OVERSEAS 1/													
<u>Auth. Troop Housing - Total</u>	174,231	137,891	26,624	13,170	11,403	-	-	338	227	149,938	117,161	10,785	9,100
Permanent	52,301	44,581	11,385	4,293	3,344	-	-	125	63	46,887	39,550	996	1,624
Temporary (MOB)	26,287	26,711	8,584	2,978	2,944	-	-	206	98	22,255	22,839	848	830
Temporary (T/O)	75,475	46,892	33,637	4,007	2,778	-	-	2	48	66,298	38,284	5,168	5,782
Leased	3,100	4,037	363	268	284	-	-	5	18	2,669	3,606	158	129
Other	17,068	15,670	2,655	1,624	2,053	-	-	-	-	11,829	12,882	3,615	735
<u>Auth. Family Housing - Total</u>	14,781	12,453	2,222	5,975	5,040	-	-	1	1	7,662	6,751	1,143	661
<u>On the Base - Total</u>	13,851	11,523	2,222	2,975	2,040	-	-	1	1	7,032	5,821	843	661
Permanent	10,103	8,617	1,429	4,677	4,120	-	-	-	-	4,910	4,114	516	383
Temporary	1,727	1,483	244	564	471	-	-	-	-	1,111	896	52	116
Mob. Conversion	479	276	125	157	82	-	-	-	-	237	189	85	5
T/O Conversion	903	618	263	444	250	-	-	1	1	418	329	40	38
Other	639	529	161	133	117	-	-	-	-	356	293	150	119
<u>PHA - Total</u>	930	930	-	-	-	-	-	-	-	630	630	300	-
Permanent	300	300	-	-	-	-	-	-	-	-	300	300	-
Temporary	630	630	-	-	-	-	-	-	-	630	630	-	-
<u>PHA - Total</u>	-	-	-	-	-	-	-	-	-	-	-	-	-
Permanent	-	-	-	-	-	-	-	-	-	-	-	-	-
Temporary	-	-	-	-	-	-	-	-	-	-	-	-	-
<u>Other Housing - Total</u>	15,035	12,653	2,476	2,016	2,872	-	-	170	108	11,473	8,719	276	954
<u>Troop - Total</u>	11,458	9,669	2,092	1,379	1,637	-	-	170	108	9,716	7,156	192	768
<u>Family - Total</u>	3,577	2,984	377	1,637	1,235	-	-	-	-	1,757	1,563	183	186
Permanent	3,258	2,673	369	1,501	1,100	-	-	-	-	1,581	1,394	176	179
Temporary	319	311	8	136	135	-	-	-	-	176	169	7	7
<u>Commutation</u>	-	8,115	-	-	-	-	-	-	-	-	-	-	-

TABLE 183 - STATUS OF MILITARY AND CIVILIAN HOUSING AND OCCUPANCY, BY COMMAND - OCTOBER 1950 AND APRIL 1951 - CONTINUED

(Types of Housing have been omitted in table below where no data were reported.)

Type of Housing	Total			Officer and Warrant Officer		Cadets and Students		WAF (Enlisted)		Airmen		Civilian	
	Authorized Normal Capacity	Capacity Occupied or Reserved	Capacity Not in Use for Housing	Authorized Normal Capacity	Capacity Occupied or Reserved	Authorized Normal Capacity	Capacity Occupied or Reserved	Authorized Normal Capacity	Capacity Occupied or Reserved	Authorized Normal Capacity	Capacity Occupied or Reserved	Authorized Normal Capacity	Capacity Occupied or Reserved
1 April 1951													
ALASKAN AIR COMMAND													
<u>Auth. Troop Housing - Total</u>	<u>15,978</u>	<u>17,323</u>	<u>1,725</u>	<u>974</u>	<u>688</u>	-	-	-	-	<u>13,625</u>	<u>15,157</u>	<u>1,379</u>	<u>1,378</u>
Permanent	3,235	4,474	-	425	345	-	-	-	-	2,570	3,916	240	213
Temporary (MOB)	5,025	5,895	102	380	194	-	-	-	-	4,311	5,469	334	232
Temporary (T/O)	7,718	6,753	1,623	169	138	-	-	-	-	6,744	5,682	805	933
Leased	-	-	-	-	-	-	-	-	-	-	-	-	-
Other	-	101	-	-	11	-	-	-	-	-	90	-	-
<u>Auth. Family Housing - Total</u>	<u>1,561</u>	<u>1,484</u>	<u>100</u>	<u>274</u>	<u>530</u>	-	-	-	-	<u>818</u>	<u>686</u>	<u>469</u>	<u>268</u>
<u>On the Base - Total</u>	<u>1,561</u>	<u>1,484</u>	<u>100</u>	<u>274</u>	<u>530</u>	-	-	-	-	<u>818</u>	<u>686</u>	<u>469</u>	<u>268</u>
Permanent	1,084	1,074	31	184	449	-	-	-	-	516	411	384	214
Temporary	80	80	-	44	44	-	-	-	-	24	24	12	12
MOB. Conversion	-	-	-	-	-	-	-	-	-	-	-	-	-
T/O Conversion	154	127	27	26	7	-	-	-	-	127	110	1	10
Other	243	203	42	20	30	-	-	-	-	151	141	72	32
<u>Commutation</u>	-	<u>2,431</u>	-	-	<u>703</u>	-	-	-	-	-	<u>1,728</u>	-	-
CARIBBEAN AIR COMMAND													
<u>Auth. Troop Housing - Total</u>	<u>2,640</u>	<u>958</u>	<u>1,682</u>	<u>102</u>	<u>5</u>	-	-	-	-	<u>2,538</u>	<u>931</u>	-	<u>22</u>
Permanent	2,240	958	1,282	102	5	-	-	-	-	2,138	931	-	22
Temporary (MOB)	-	-	-	-	-	-	-	-	-	-	-	-	-
Temporary (T/O)	400	-	400	-	-	-	-	-	-	400	-	-	-
Leased	-	-	-	-	-	-	-	-	-	-	-	-	-
Other	-	-	-	-	-	-	-	-	-	-	-	-	-
<u>Auth. Family Housing - Total</u>	<u>590</u>	<u>459</u>	<u>118</u>	<u>265</u>	<u>196</u>	-	-	-	-	<u>325</u>	<u>258</u>	-	<u>5</u>
<u>On the Base - Total</u>	<u>590</u>	<u>459</u>	<u>118</u>	<u>265</u>	<u>196</u>	-	-	-	-	<u>325</u>	<u>258</u>	-	<u>5</u>
Permanent	582	459	110	265	196	-	-	-	-	317	258	-	5
Temporary	8	-	8	-	-	-	-	-	-	8	-	-	-
MOB. Conversion	-	-	-	-	-	-	-	-	-	-	-	-	-
T/O Conversion	-	-	-	-	-	-	-	-	-	-	-	-	-
Other	-	-	-	-	-	-	-	-	-	-	-	-	-
<u>Commutation</u>	-	<u>135</u>	-	-	-	-	-	-	-	-	-	-	-

FAR EAST AIR FORCE													
<u>Auth. Troop Housing - Total</u>	78,783	70,506	21,920	6,044	6,930	-	-	2	2	68,751	59,737	3,986	3,837
Permanent	15,399	14,539	3,042	1,369	1,101	-	-	-	-	13,405	12,718	625	720
Temporary (MOB)	12,016	15,840	622	1,093	1,891	-	-	-	-	10,757	13,697	166	252
Temporary (T/O)	35,864	23,626	15,350	1,722	1,649	-	-	2	2	31,396	19,565	2,744	2,410
Leased	2,004	2,671	291	254	252	-	-	-	-	1,592	2,290	158	129
Other	13,500	13,830	2,615	1,606	2,037	-	-	-	-	11,601	11,467	293	326
<u>Auth. Family Housing - Total</u>	5,265	4,159	1,103	2,376	1,766	-	-	-	-	2,730	2,235	159	158
<u>On the Base - Total</u>	5,265	4,159	1,103	2,376	1,766	-	-	-	-	2,730	2,235	159	158
Permanent	3,280	2,597	664	1,606	1,252	-	-	-	-	1,592	1,266	82	79
Temporary	1,260	1,056	204	381	298	-	-	-	-	840	710	39	48
Mob. Conversion	205	194	-	76	65	-	-	-	-	124	124	5	5
T/O Conversion	486	229	235	286	116	-	-	-	-	167	96	33	17
Other	34	83	-	27	35	-	-	-	-	7	39	-	9
<u>Other Housing - Total</u>	4,632	3,480	993	872	954	-	-	95	48	3,459	2,337	206	141
<u>Troop - Total</u>	2,832	1,941	891	102	374	-	-	95	48	2,568	1,517	67	2
<u>Family - Total</u>	1,800	1,539	102	770	580	-	-	-	-	891	820	139	139
Permanent	1,481	1,228	94	634	445	-	-	-	-	715	651	132	132
Temporary	319	311	8	136	135	-	-	-	-	176	169	7	7
<u>Commutation</u>	-	143	-	-	98	-	-	-	-	-	45	-	-

MILITARY AIR TRANSPORT SERVICE													
<u>Auth. Troop Housing - Total</u>	25,805	10,972	15,630	2,366	1,132	-	-	101	25	19,021	8,797	3,717	1,019
Permanent	5,986	4,155	1,908	130	107	-	-	-	-	5,856	4,033	-	15
Temporary (MOB)	5,797	1,501	7,369	1,216	696	-	-	96	7	4,485	798	-	-
Temporary (T/O)	10,200	4,042	6,269	988	292	-	-	-	-	8,567	2,873	645	877
Leased	132	185	44	14	32	-	-	5	18	113	135	-	-
Other	3,090	1,090	40	18	5	-	-	-	-	-	958	3,072	127
<u>Auth. Family Housing - Total</u>	1,983	1,740	126	654	624	-	-	-	-	1,235	1,092	94	24
<u>On the Base - Total</u>	1,353	1,110	126	654	624	-	-	-	-	605	462	94	24
Permanent	895	845	-	483	519	-	-	-	-	403	307	9	19
Temporary	2	2	-	74	10	-	-	-	-	-	2	-	-
Mob. Conversion	267	75	125	74	10	-	-	-	-	113	65	80	-
T/O Conversion	151	150	1	67	67	-	-	-	-	79	78	5	5
Other	38	38	-	28	28	-	-	-	-	10	10	-	-
<u>PHA - Total</u>	630	630	-	-	-	-	-	-	-	630	630	-	-
Permanent	-	-	-	-	-	-	-	-	-	-	-	-	-
Temporary	630	630	-	-	-	-	-	-	-	630	630	-	-
<u>Other Housing - Total</u>	74	136	-	8	8	-	-	-	-	8	8	58	120
<u>Troop - Total</u>	58	120	-	-	-	-	-	-	-	-	-	58	120
<u>Family - Total</u>	16	16	-	8	8	-	-	-	-	8	8	-	-
Permanent	16	16	-	8	8	-	-	-	-	8	8	-	-
Temporary	-	-	-	-	-	-	-	-	-	-	-	-	-
<u>Commutation</u>	-	1,470	-	-	470	-	-	-	-	-	1,000	-	-

TABLE 183 - STATUS OF MILITARY AND CIVILIAN HOUSING AND OCCUPANCY, BY COMMAND - OCTOBER 1950 AND APRIL 1951 - CONTINUED

(Types of Housing have been omitted in table below where no data were reported.)

Types of Housing	Total			Officer and Warrant Officer		Cadets and Students		WAF (Enlisted)		Airmen		Civilian	
	Authorized Normal Capacity	Capacity Occupied or Reserved	Capacity Not in Use for Housing	Authorized Normal Capacity	Capacity Occupied or Reserved	Authorized Normal Capacity	Capacity Occupied or Reserved	Authorized Normal Capacity	Capacity Occupied or Reserved	Authorized Normal Capacity	Capacity Occupied or Reserved	Authorized Normal Capacity	Capacity Occupied or Reserved
1 April 1951	NORTHEAST AIR COMMAND d/												
<u>Auth. Troop Housing - Total</u>	<u>11,303</u>	<u>9,092</u>	<u>3,120</u>	<u>776</u>	<u>439</u>	-	-	<u>193</u>	<u>164</u>	<u>9,064</u>	<u>6,819</u>	<u>1,270</u>	<u>1,670</u>
Permanent	3,403	1,883	1,520	153	132	-	-	125	63	3,000	1,633	125	55
Temporary (MOB)	1,393	1,517	-	112	50	-	-	68	55	875	1,074	338	338
Temporary (T/O)	6,257	5,410	1,600	511	257	-	-	-	46	5,189	4,112	557	995
Leased	-	-	-	-	-	-	-	-	-	-	-	-	-
Other	250	282	-	-	-	-	-	-	-	-	-	250	282
<u>Auth. Family Housing - Total</u>	<u>711</u>	<u>707</u>	<u>4</u>	<u>302</u>	<u>297</u>	-	-	<u>1</u>	<u>1</u>	<u>328</u>	<u>324</u>	<u>80</u>	<u>85</u>
<u>On the Base - Total</u>	<u>711</u>	<u>707</u>	<u>4</u>	<u>302</u>	<u>297</u>	-	-	<u>1</u>	<u>1</u>	<u>328</u>	<u>324</u>	<u>80</u>	<u>85</u>
Permanent	443	443	-	201	201	-	-	-	-	242	242	-	-
Temporary	65	61	4	29	29	-	-	-	-	35	31	1	1
Mob. Conversion	-	-	-	-	-	-	-	-	-	-	-	-	-
T/O Conversion	112	112	-	65	60	-	-	1	1	45	45	1	6
Other	91	91	-	7	7	-	-	-	-	6	6	78	78
<u>Commutation</u>	-	<u>808</u>	-	-	<u>320</u>	-	-	-	-	-	<u>488</u>	-	-
	STRATEGIC AIR COMMAND												
<u>Auth. Troop Housing - Total</u>	<u>2,304</u>	<u>2,820</u>	<u>500</u>	<u>334</u>	<u>332</u>	-	-	-	-	<u>2,970</u>	<u>2,480</u>	-	<u>8</u>
Permanent	2,442	2,458	-	30	40	-	-	-	-	2,412	2,418	-	-
Temporary (MOB)	-	-	-	-	-	-	-	-	-	-	-	-	-
Temporary (T/O)	862	362	500	304	292	-	-	-	-	558	62	-	8
Leased	-	-	-	-	-	-	-	-	-	-	-	-	-
Other	-	-	-	-	-	-	-	-	-	-	-	-	-
<u>Auth. Family Housing - Total</u>	<u>771</u>	<u>765</u>	<u>26</u>	<u>228</u>	<u>219</u>	-	-	-	-	<u>243</u>	<u>469</u>	<u>300</u>	<u>57</u>
<u>On the Base - Total</u>	<u>471</u>	<u>445</u>	<u>26</u>	<u>228</u>	<u>219</u>	-	-	-	-	<u>243</u>	<u>169</u>	-	<u>57</u>
Permanent	349	345	4	207	205	-	-	-	-	142	138	-	2
Temporary	122	100	22	21	14	-	-	-	-	101	31	-	55
Mob. Conversion	-	-	-	-	-	-	-	-	-	-	-	-	-
T/O Conversion	-	-	-	-	-	-	-	-	-	-	-	-	-
Other	-	-	-	-	-	-	-	-	-	-	-	-	-
<u>PHA - Total</u>	<u>300</u>	<u>300</u>	-	-	-	-	-	-	-	-	<u>300</u>	<u>300</u>	-
Permanent	300	300	-	-	-	-	-	-	-	-	300	300	-
Temporary	-	-	-	-	-	-	-	-	-	-	-	-	-

Commutation	-	194	-	-	-	-	-	-	-	-	194	-	-
UNITED STATES AIR FORCES IN EUROPE													
<u>Auth. Troop Housing - Total</u>	37,018	26,319	12,047	2,574	1,877	-	-	42	36	23,969	23,240	431	1,166
Permanent	19,596	16,114	3,633	2,084	1,614	-	-	-	-	17,506	13,901	6	599
Temporary (MOB)	2,056	1,958	491	177	113	-	-	42	36	1,827	1,801	10	8
Temporary (T/O)	14,174	6,699	7,895	313	150	-	-	-	-	13,444	5,990	417	559
Leased	964	1,181	28	-	-	-	-	-	-	964	1,181	-	-
Other	228	367	-	-	-	-	-	-	-	228	367	-	-
<u>Auth. Family Housing - Total</u>	3,900	3,159	745	1,876	1,408	-	-	-	-	1,983	1,687	41	64
<u>On the Base - Total</u>	3,900	3,159	745	1,876	1,408	-	-	-	-	1,983	1,687	41	64
Permanent	3,470	2,854	620	1,731	1,298	-	-	-	-	1,698	1,492	41	64
Temporary	190	184	6	87	86	-	-	-	-	103	98	-	-
MOB. Conversion	7	7	-	7	7	-	-	-	-	-	-	-	-
T/O Conversion	-	-	-	-	-	-	-	-	-	-	-	-	-
Other	233	114	119	51	17	-	-	-	-	182	97	-	-
<u>Other Housing - Total</u>	10,329	9,037	1,483	2,136	1,910	-	-	75	60	8,006	6,374	112	693
<u>Troop - Total</u>	8,568	7,608	1,208	1,877	1,263	-	-	75	60	7,118	5,639	68	646
<u>Family - Total</u>	1,761	1,429	275	859	647	-	-	-	-	858	735	44	47
Permanent	1,761	1,429	275	859	647	-	-	-	-	858	735	44	47
Temporary	-	-	-	-	-	-	-	-	-	-	-	-	-
Commutation	-	2,934	-	-	-	-	-	-	-	-	-	-	-

- a/ October report is based on 222 Installations (155 - Continental US; 67 - Overseas).
- b/ Based on 155 Installations.
- c/ Based on 67 Installations. Overseas Summary excludes data on USAFE and Japan (FEAF) as no reports were received from occupied areas until March 1951.
- d/ Northeast Air Command was redesignated as such, 1 October 1950. It was formerly Newfoundland Base Command under Military Air Transport Service.
- e/ Based on 375 Installations (200 - Continental US; 175 - Overseas).
- f/ Based on 200 Installations.
- g/ Research and Development Command was established, 23 January 1950 and redesignated Air Research and Development Command, 16 September 1950.
- h/ Tactical Air Command was designated a major air command, 1 December 1950.
- i/ Based on 175 Installations.

Note: The table above covers two general groups of housing: "Troops" and "Family". These groups include all existing housing originally designed for or authorized for permanent conversion to housing. In addition, data is shown for "Commutations" form of housing. The current capacities and occupancies for each type of housing are shown by the class and number of military personnel to whom the housing is assigned. The Installations in this table includes all those under the jurisdiction of the United States Air Force having authorized military housing and/or having personnel currently assigned thereto; also, Installations that are under the jurisdiction of the Department of the Army and the Department of the Navy or a foreign government at which United States Air Force military personnel are assigned. These installations include air bases, auxiliary fields, depots, range camps, command headquarters, aircraft control and warning stations, etc. Installations in the Ryukyu Islands were not included in the October report because of their high security classification as the October part of the report carried only a Restricted classification.

Source: Director of Installations, Deputy Chief of Staff, Materiel, Hq. USAF.

TABLE 184 - HOUSING AND OCCUPANCY SUMMARY, CONTINENTAL US AND OVERSEAS -

DEC 1942 THROUGH APRIL 1951				
Date	Existing or Authorized Capacity	Per Cent of Total "Occupied or Reserved" and "Other"	Per Cent of Troop Housing "Occupied or Reserved" and "Other"	Per Cent of Family Housing "Occupied or Reserved" and "Other"
CONTINENTAL				
Dec 1942	1,935,671	69.9	a/	a/
Jun 1943	2,322,718	71.2	a/	a/
Dec 1943	2,351,435	62.9	a/	a/
Jun 1944	2,168,203	55.9	a/	a/
Dec 1944	1,665,722	61.4	a/	a/
Jun 1945	1,686,991	52.8	a/	a/
Dec 1945	1,590,778	28.6	a/	a/
Jun 1946	1,100,488	23.0	a/	a/
Dec 1946	999,453	31.7	a/	a/
Jun 1947	462,222	30.7	a/	a/
Dec 1947	406,107	40.9	39.5	77.4
Jun 1948	391,943	47.1	45.8	75.1
Dec 1948	427,171	46.1	44.6	99.0
Jun 1949	429,313	50.9	48.9	96.3
Dec 1949	426,105	56.1	54.4	92.3
Apr 1950	422,320	53.0	51.4	86.7
Oct 1950	418,670	63.8	62.7	85.1
Apr 1951	435,493	85.3	85.4	82.7
OVERSEAS				
Jun 1949	160,063	46.7	43.9	83.5
Dec 1949	150,455	42.4	40.2	78.8
Apr 1950	119,490	46.7	43.7	88.7
Oct 1950	109,029	52.0	49.5	87.2
Apr 1951	b/ 189,012	79.9	79.4	84.1

a/ Not available.

b/ Includes 930 FFA (Family) Housing. (100% of the FFA Housing was occupied.)

A complete report for Overseas could not be given in the table above as Overseas reporting for all commands did not begin until 1949. However, the status of housing was shown for the Pacific Air Command for June and December of 1949. For this Command the total authorized (June 1948) was 18,961 with 32.4 per cent occupied. Of the amount authorized, Troop Housing had 17,389 with 28.3 per cent occupied and Family Housing had 1,572 authorized with 77.3 per cent occupied. By December 1948 these figures had increased to 19,801 (Total) authorized, 36.3 per cent occupied; 18,183 (Troop) authorized, 32.5 per cent occupied; and 1,618 (Family) authorized, 78.6 per cent occupied.

Due to the change in the reporting dates it was impossible to complete the trend on a mid year basis as originally planned.

Permanent Authorized Housing is indicated in the table below:

Date	CONTINENTAL US		OVERSEAS	
	Troop	Family	Troop	Family
31 Dec 1948	26,139	3,021	a/	a/
30 Jun 1949	30,932	3,331	26,370	4,059
31 Dec 1949	30,358	3,372	26,346	4,109
30 Apr 1950	30,375	3,629	23,507	3,704
15 Oct 1950	31,279	3,976	23,479	3,633
1 Apr 1951	35,205	b/ 4,228	52,301	b/ 10,103

a/ Not available.

b/ On the base.

Source: Director of Installations, Deputy Chief of Staff, Materiel, Hq. USAP.

TABLE 185-- USAF INSTALLATIONS BY CLASS AND BY STATUS-- FY 1951

(The following classification of Installations is in accordance with paragraph 2, AFR 85-1, 19 December 1949:

Class 1 - Primary AF Installation

Class 2 - Secondary AF Installation

Class 3 - Minor AF Installation

Class 4 - Reserve Forces AF Installation

Class 5 - Industrial AF Installation

Class 6 - Other United States Government Installations

Class 7 - Non-United States Government Installations)

Class	Total	Status					Total	Status				
		Active	In-Active	Industrial Reserve	Excess	Surplus		Active	In-Active	Industrial Reserve	Excess	Surplus
		31 December 1950						30 June 1951				
WORLDWIDE												
Total . . .	<u>1,648</u>	<u>1,334</u>	<u>281</u>	<u>1</u>	<u>32</u>	<u>-</u>	<u>1,816</u>	<u>1,539</u>	<u>245</u>	<u>1</u>	<u>31</u>	<u>-</u>
Class 1 . . .	165	144	14	-	7	-	165	149	9	-	7	-
Class 2 . . .	62	44	16	-	2	-	108	91	15	-	2	-
Class 3 . . .	1,110	842	245	-	23	-	1,120	899	199	-	22	-
Class 4 . . .	111	108	3	-	-	-	169	155	14	-	-	-
Class 5 . . .	37	36	-	1	-	-	39	37	1	1	-	-
Class 6 . . .	57	55	2	-	-	-	74	73	1	-	-	-
Class 7 . . .	106	105	1	-	-	-	141	135	6	-	-	-
CONTINENTAL US												
Total . . .	<u>983</u>	<u>823</u>	<u>137</u>	<u>1</u>	<u>22</u>	<u>-</u>	<u>1,116</u>	<u>989</u>	<u>105</u>	<u>1</u>	<u>21</u>	<u>-</u>
Class 1 . . .	115	105	6	-	4	-	118	110	4	-	4	-
Class 2 . . .	31	26	4	-	1	-	72	66	5	-	1	-
Class 3 . . .	682	541	124	-	17	-	690	593	81	-	16	-
Class 4 . . .	111	108	3	-	-	-	169	155	14	-	-	-
Class 5 . . .	36	35	-	1	-	-	39	37	1	1	-	-
Class 6 . . .	8	8	-	-	-	-	21	21	-	-	-	-
Class 7 . . .	-	-	-	-	-	-	7	7	-	-	-	-
OVERSEAS												
Total . . .	<u>665</u>	<u>511</u>	<u>144</u>	<u>-</u>	<u>10</u>	<u>-</u>	<u>700</u>	<u>550</u>	<u>140</u>	<u>-</u>	<u>10</u>	<u>-</u>
Class 1 . . .	50	39	8	-	3	-	47	39	5	-	3	-
Class 2 . . .	31	18	12	-	1	-	36	25	10	-	1	-
Class 3 . . .	428	301	121	-	6	-	430	306	118	-	6	-
Class 4 . . .	-	-	-	-	-	-	-	-	-	-	-	-
Class 5 . . .	1	1	-	-	-	-	-	-	-	-	-	-
Class 6 . . .	49	47	2	-	-	-	53	52	1	-	-	-
Class 7 . . .	106	105	1	-	-	-	134	128	6	-	-	-

Source: Director of Installations, Deputy Chief of Staff, Materiel, Headquarters, USAF.

TABLE 186 - USAF FIRES BY TYPE, BY AMOUNT OF LOSS, CONTINENTAL US AND OVERSEAS - FY 1951

(Table below covers all Installations and includes all fires to which a fire department was called regardless of monetary significance.)

Type of Loss	Number of Fires	No Monetary Loss	Amount of Loss										Amount of Loss			
			1.00 through 99	100 through 499	500 through 999	1,000 through 4,999	5,000 through 9,999	10,000 through 49,999	50,000 through 99,999	100,000 through 249,999	250,000 through 499,999	500,000 through 999,999	Total	Building	Contents	Other
WORLDWIDE - TOTAL	1,046	252	477	137	42	66	22	29	13	7	-	1	\$ 3,386,448.56	\$ 2,267,313.61	\$ 1,052,336.47	\$ 66,798.48
CONTINENTAL - TOTAL	657	156	342	70	20	34	9	15	7	4	-	-	\$ 1,275,638.20	\$ 900,343.41	\$ 325,794.51	\$ 49,500.28
Barracks and Quarters	139	19	102	10	1	5	1	1	1	1	-	-	48,197.77	34,760.00	12,041.75	1,396.02
Family Housing, Residences, Dwellings, Latrines, etc	83	31	36	5	3	7	4	4	1	-	-	-	68,246.45	62,275.84	3,760.71	2,209.90
Admin Offices, Guard Shacks, Watch Towers, etc	81	16	41	5	3	7	4	4	1	-	-	-	202,404.22	114,469.21	78,828.50	9,106.51
Mess Halls	42	12	21	4	3	3	1	1	-	-	-	-	30,856.58	19,564.89	10,864.37	427.32
PX's, Commissaries, Snack Bars, etc	21	7	10	0	0	2	0	1	1	-	-	-	80,820.43	60,445.30	131.06	20,244.07
Rec. Bldgs, Auditoriums, Gyms, Clubs, Dayrooms, etc	36	9	14	6	4	-	1	-	2	-	-	-	137,840.25	107,890.58	28,799.67	1,150.00
Hangars	34	12	14	4	1	1	1	-	1	1	-	-	103,969.59	52,885.44	50,982.50	101.65
Shops, Garages, Processes, etc	74	21	34	10	3	3	1	1	1	1	-	-	169,848.51	125,215.15	44,055.34	578.02
Laundry and Dry Cleaning Plants	3	-	3	-	-	-	-	-	-	-	-	-	66.00	20.00	46.00	-
Storage and Warehousing	47	14	21	7	1	1	1	-	1	1	-	-	130,397.62	90,923.31	26,417.83	13,056.48
Hospitals	21	3	13	3	-	1	-	1	-	-	-	-	12,489.61	10,343.40	2,123.00	23.21
Theaters	2	-	2	-	-	-	-	-	-	-	-	-	152.27	101.00	51.27	-
Chapels	5	-	-	-	1	1	-	3	-	-	-	-	45,685.04	30,134.20	15,200.84	350.00
Guard Houses, Prisons, etc	3	-	3	-	-	-	-	-	-	-	-	-	86.00	55.00	31.00	-
Vacant and Unused	5	-	3	-	-	2	-	-	-	-	-	-	3,092.50	3,092.50	-	-
Construction in Progress, New or Otherwise	2	1	1	-	-	-	-	-	-	-	-	-	3.94	3.94	-	-
Motor Vehicles also acft except incident to flying	3	1	-	2	-	-	-	-	-	-	-	-	708.75	-	683.75	25.00
Other, not otherwise classified (Radio Sta)	56	10	24	14	3	1	-	3	-	1	-	-	240,772.67	188,163.65	51,776.92	832.10
OVERSEAS - TOTAL	389	96	135	67	22	32	13	14	6	3	-	1	\$ 2,110,810.36	\$ 1,366,970.20	\$ 726,541.96	\$ 17,298.20
Barracks and Quarters	66	20	29	8	4	3	1	1	-	-	-	-	46,555.51	34,968.75	9,506.16	2,000.60
Family Housing, Residences, Dwellings, Latrines, etc	104	28	43	18	1	9	3	2	-	-	-	-	79,051.00	69,264.86	7,972.34	1,813.80
Admin Offices, Guard Shacks, Watch Towers, etc	44	11	14	8	5	3	2	-	-	-	-	1	557,489.64	510,748.51	45,544.13	1,197.00
Mess Halls	14	1	2	3	1	3	2	2	-	-	-	-	88,093.10	69,323.89	12,906.55	5,862.66
PX's, Commissaries, Snack Bars, etc	5	1	3	-	-	-	-	1	-	-	-	-	30,069.00	25,003.00	5,066.00	-
Rec. Bldgs, Auditoriums, Gyms, Clubs, Dayrooms, etc	12	4	5	2	-	-	-	-	-	1	-	-	168,046.65	156,835.65	11,199.00	12.00
Hangars	16	8	4	4	1	-	-	2	1	-	-	-	163,584.04	88,988.00	74,596.04	-
Shops, Garages, etc	25	5	8	4	1	3	-	2	2	-	-	-	268,376.27	103,153.04	165,223.23	-
Laundry and Cleaning Plants	4	-	2	1	1	-	-	-	-	-	-	-	1,180.00	500.00	380.00	300.00
Storage and Warehousing	22	4	3	6	4	1	1	-	1	2	-	-	382,780.39	182,811.46	199,639.86	329.07
Hospitals	4	-	2	-	-	-	-	1	1	-	-	-	99,420.34	37,492.00	61,756.69	171.65
Chapels	3	1	1	1	-	-	-	-	-	-	-	-	160.00	10.00	150.00	-
Guard Houses, Prisons, etc	6	3	1	1	-	-	1	-	-	-	-	-	9,640.00	6,990.00	2,650.00	-
Vacant and Unused	9	1	3	4	1	-	-	-	-	-	-	-	1,456.80	1,387.80	-	69.00
Construction in Progress New or Otherwise	1	1	-	-	-	-	-	-	-	-	-	-	-	-	-	-
Motor Vehicles also acft except incident to flying	2	1	-	-	-	-	-	-	1	-	-	-	65,845.00	8,000.00	57,845.00	-
Other, not otherwise classified (Radio Sta)	52	7	15	11	3	10	3	3	-	-	-	-	149,062.62	71,493.24	72,026.96	5,542.42

Source: Maintenance Division, Director of Installations, DCS/O, Hq USAF

TABLE 187— USAF FIRE LOSSES BY CAUSE OF FIRE IN CONTINENTAL US AND OVERSEAS — FY 1951

(Table below covers all Installations and includes all fires to which a fire department was called regardless of monetary significance.)

Cause	Amount of Loss	Number of Fires	Number of Injuries	Number of Deaths
<u>WORLDWIDE - TOTAL</u>	\$3,386,448.56	1,046	42	3
<u>CONTINENTAL US - TOTAL</u>	\$1,275,638.20	657	28	1
Fires With No Loss Value - Total	-	156	2	-
Fires With Losses of Under \$500 Value - Total	\$ 31,214.91	401	5	-
Fires With Losses of \$500 and Above Value - Total	\$1,244,423.29	100	21	1
Smoking - Matches	37,337.44	11	-	-
Chimneys, Flues and Stacks	7,823.77	2	-	-
Stoves, Heaters, Furnaces, etc.	153,318.26	17	-	-
Electricity (Not devices) wiring systems, etc	298,569.64	13	-	-
Electrical Devices	15,000.00	2	-	-
Spontaneous Ignition	17,822.91	7	-	-
Sparks from Machinery, etc.	2,969.00	4	-	-
Petroleum, Flammable Liquids, etc.	11,600.33	9	15	1
Incendiarism	185,283.77	3	-	-
Lightning	29,924.00	3	-	-
Hot Ashes, Coals and Open Fires	-	-	-	-
Open Flames, Welding, Torches	6,278.97	4	-	-
Gas, Natural and Artificial and Systems	-	-	-	-
Ignition of Hot Greases, Tar, Wax	-	-	-	-
Rubbish and Litter	900.00	1	-	-
Steam and Hot Water Systems	1,400.00	1	-	-
Explosions Resulting in Fire	170,997.72	3	3	-
Brush and Grass	2,025.00	1	-	-
Film	-	-	-	-
Internal Combustion, Engines, Including Motor and Aircraft	37,250.00	2	-	-
Miscellaneous Known Causes	10,185.00	3	-	-
Unknown	255,737.48	14	3	-
<u>OVERSEAS - TOTAL</u>	\$2,110,810.36	389	14	2
Fires With No Loss Value - Total	-	96	2	-
Fires With Losses of Under \$500 Value - Total	\$ 18,070.35	198	2	2
Fires With Losses of \$500 and Above Value - Total	\$2,092,740.01	95	10	-
Smoking - Matches	24,609.65	6	-	-
Chimneys, Flues and Stacks	600.00	1	-	-
Stoves, Heaters, Furnaces, etc.	597,397.82	35	-	-
Electricity (Not devices) wiring systems, etc	99,759.60	14	2	-
Electrical Devices	10,746.67	7	-	-
Spontaneous Ignition	16,942.00	3	4	-
Sparks from Machinery, etc.	167,619.65	1	-	-
Petroleum, Flammable Liquids, etc.	17,624.74	4	2	-
Open Flames, Welding Torches, etc.	8,700.00	1	-	-
Ignition, Hot Greases, Tar, Wax, etc.	1,200.00	1	-	-
Explosion Resulting in Fire	31,210.00	1	-	-
Internal Combustion Engines, Including Motor and Aircraft	8,212.82	1	-	-
Unknown	1,108,117.06	20	2	-

Source: Maintenance Division, Director of Installations, DCS/O, Hq. USAF.

TABLE 188 - USAF FIRE LOSS EXPERIENCE SUMMARY, CONTINENTAL US, BY FISCAL YEAR -
FY 1945 THROUGH FY 1951

(Prior to FY 1951 Overseas fire losses were not available, therefore the comparative summary below is given for Continental US only. All fires to which a fire department was called are included regardless of monetary significance.)

Fiscal Year	Amount of Loss	Number of Fires	Average Loss Per Fire
1945	\$ 24,590,060	947	\$ 25,966
1946	8,831,408	631	13,996
1947	2,653,072	518	5,122
1948	1,844,327	1,126	1,638
1949	1,505,216	1,167	1,290
1950	1,329,097	875	1,519
1951	1,275,638	657	1,942

Source: Maintenance Division, Director of Installations, DCS/O, Hq., USAF.

TABLE 189 - FIRE STATISTICS FOR FEAF - FY 1948 THROUGH FY 1951

Fiscal Year	Total Fire Loss	Number of Fires	Average Loss Per Fire
1948	\$ 8,379,845	101	\$ 83,135
1949	1,547,487	90	17,194
1950	992,324	58	17,109
1951 ^{a/}	1,386,657	102	13,594

^{a/} Included 17 fires which occurred in Korea. The Korean fires totaled \$ 696,448 and averaged \$ 40,968 per fire.

Source: "FEAF Command Reference Book" dated 1 July 1951.

TABLE 190—STORAGE SPACE AT AIR MATERIEL COMMAND SUMMARY, CONTINENTAL US—
JAN 1948 THROUGH JUN 1951

(The table below is a continuation of storage space data at Air Materiel Command, Continental US. This type of information has been reported since January 1948 in the "USAF Statistical Digest". The following comparative summary has been made. Gross space is computed in thousands of square feet to include total inside dimensions of warehouses and sheds and the total perimeter dimensions of open hardstands. Net space is computed to exclude offices, rest rooms, aisles, and shipping and packing areas. Occupied space is space actually occupied for storage purposes.)

Type of Depots and Dates	Covered						Open				Ammunition Storage			
	Warehouses			Shed			Hardstands			Unsur- faced Occu- pied	Igloos and Magazines		Open	
	Gross	Net	Occu- pied	Gross	Net	Occu- pied	Gross	Net	Occu- pied		Total	Occu- pied	Total	Occu- pied
USAF - TOTAL														
Jan 1948 . .	37,090	21,287	16,618	1,119	933	650	19,602	14,175	8,304	3,624	25	22	3	-
Jun 1948 . .	35,324	19,685	15,720	1,117	932	635	18,417	13,327	8,200	3,187	25	21	3	-
Dec 1948 . .	36,084	20,262	15,823	1,155	968	658	18,658	13,717	7,847	3,530	27	21	3	-
May 1949 a/	36,033	20,414	16,213	1,168	980	551	18,032	13,259	7,547	2,927	27	22	3	-
Dec 1949 . .	36,866	19,541	15,527	989	728	615	17,868	11,948	6,670	2,910	33	22	3	3
Jun 1950 . .	36,492	19,585	14,984	988	728	595	18,401	12,463	6,900	2,973	31	18	3	3
Dec 1950 . .	34,467	18,592	15,294	966	731	495	18,606	12,997	7,324	2,532	30	20	3	3
Jun 1951 . .	32,191	17,584	15,535	934	690	659	18,891	12,671	7,595	4,233	25	18	-	-
CONTROL AIR DEPOTS														
Jan 1948 . .	25,432	13,863	11,493	610	540	351	15,786	11,201	7,850	3,551	25	22	3	-
Jun 1948 . .	24,850	13,252	11,411	613	543	303	14,815	10,575	7,762	3,164	25	21	3	-
Dec 1948 . .	25,574	13,882	11,751	651	579	372	15,056	10,962	7,685	3,495	27	21	3	-
May 1949 a/	17,897	9,616	9,151	265	243	138	11,652	8,157	6,414	2,741	24	19	3	-
Dec 1949 . .	17,784	9,510	8,680	266	247	236	11,909	7,589	5,419	2,700	26	18	-	-
Jun 1950 . .	19,444	10,254	8,656	436	323	272	13,381	8,385	5,559	2,713	25	15	-	-
Dec 1950 . .	19,781	10,403	9,075	407	304	261	13,954	9,212	5,901	2,130	24	16	-	-
Jun 1951 . .	19,218	10,240	9,562	416	292	264	14,415	9,061	6,115	3,974	23	16	-	-
SPECIALIZED DEPOTS														
Jan 1948 . .	11,658	7,424	5,125	509	393	299	3,816	2,974	454	73	-	-	-	-
Jun 1948 . .	10,474	6,433	4,309	504	389	332	3,602	2,752	438	23	-	-	-	-
Dec 1948 . .	10,510	6,380	4,072	504	389	286	3,602	2,755	162	35	-	-	-	-
May 1949 a/	11,130	7,028	4,375	510	394	289	4,068	3,221	162	139	-	-	-	-
Dec 1949 . .	11,157	6,384	4,409	514	372	310	4,092	3,240	494	17	-	-	-	-
Jun 1950 . .	11,169	6,436	4,538	517	373	295	4,058	3,230	659	103	-	-	-	-
Dec 1950 . .	14,686	8,189	6,219	559	427	234	4,652	3,785	1,423	402	6	4	3	3
Jun 1951 . .	12,973	7,344	5,973	518	398	395	4,476	3,610	1,480	259	2	2	-	-
AIR DEPOTS														
May 1949 a/	6,685	3,547	2,539	393	343	124	2,202	1,821	861	47	3	3	-	-
Dec 1949 . .	4,489	2,256	1,479	174	77	37	1,667	919	572	3	3	2	-	-
Jun 1950 . .	2,410	1,452	857	-	-	-	651	538	386	7	2	1	-	-
MISCELLANEOUS DEPOTS														
May 1949 a/	11,130	7,028	4,375	510	394	289	4,068	3,221	162	139	-	-	-	-
Dec 1949 . .	11,157	6,384	4,409	514	372	310	4,092	3,240	494	17	-	-	-	-
Jun 1950 . .	11,169	6,436	4,538	517	373	295	4,058	3,230	659	103	-	-	-	-

a/ Due to change in reporting system June 1949 figures were not available, therefore the May figures are shown.

Control and Air Depots were reported separately for May and December 1949 and June 1950. Miscellaneous were also shown for these months.

Source: Director of Installations, Deputy Chief of Staff, Materiel, Hq. USAF.

TABLE 191 - STORAGE SPACE AT AIR MATERIEL COMMAND, CONTINENTAL US - FY 1951

(In thousands of square feet. Gross space is computed to include total inside dimensions of warehouses and sheds and the total perimeter dimensions of open hardstands. Net space is computed to exclude offices, rest rooms, aisles, and shipping and packing areas. Occupied space is space actually occupied for storage purposes.)

End of Quarter	Covered Storage						Open Storage				Ammunition Storage			
	Warehouse			Shed			Hardstands			Un-Sur-faced occupied	Igloos and Magazines		Open	
	Gross	Net	Occu-pied	Gross	Net	Occu-pied	Gross	Net	Occu-pied		Total	Occu-pied	Total	Occu-pied
<u>All Depots</u>														
September (1950).	35,701	19,270	15,484	991	746	589	17,841	12,009	6,936	3,076	31	19	3	3
December (1950)	34,467	18,592	15,294	966	731	495	18,606	12,997	7,324	2,532	30	20	3	3
March (1951) . . .	34,047	18,052	15,468	968	737	640	18,342	12,852	8,079	3,339	29	20	3	3
June (1951) . . .	32,191	17,584	15,535	934	690	659	18,891	12,671	7,595	4,233	25	18	-	-
<u>Control Depots</u>														
September (1950).	19,670	10,391	9,188	436	323	272	13,279	8,346	5,661	2,728	25	15	-	-
December (1950)	19,781	10,403	9,075	407	304	261	13,954	9,212	5,901	2,130	24	16	-	-
March (1951) . . .	19,624	10,258	9,326	416	307	279	13,616	8,989	6,537	3,007	23	16	-	-
June (1951) . . .	19,218	10,240	9,562	416	292	264	14,415	9,061	6,115	3,974	23	16	-	-
<u>Specialized Depots</u>														
September (1950).	16,031	8,879	6,296	555	423	317	4,562	3,663	1,275	348	6	4	3	3
December (1950)	14,686	8,189	6,219	559	427	234	4,652	3,785	1,423	402	6	4	3	3
March (1951) . . .	14,423	7,794	6,142	552	430	361	4,726	3,863	1,542	332	6	4	3	3
June (1951) . . .	12,973	7,344	5,973	518	398	395	4,476	3,610	1,480	259	2	2	-	-

Source: Director of Installations, Deputy Chief of Staff, Materiel, Hq. USAF.

PART XIV

MUTUAL DEFENSE ASSISTANCE PROGRAM



MUTUAL DEFENSE ASSISTANCE PROGRAM

The Mutual Defense Assistance Act of 1949 was enacted into law on 6 October 1949. The Air Force does not consider the Mutual Defense Assistance Program as a special project. The program is carried on in conjunction with the other defense agencies. Within the Air Force, MDAP matters are handled as appropriate by various Staff Agencies, the Director of Plans, DCS/O being designated as the focal point within the Air Staff.

SUPPLY ACTION INITIATED

The Jan 1949-Jun 1950 USAF Statistical Digest (Fifth Edition) reflected the supply action initiated under the Program during the Fiscal Year 1950. Since that time numerous major and minor deviations from the Program have been authorized for the Fiscal Years 1950 and 1951. Many of these approved program changes had not been incorporated into the current status reports in time to be reflected in the present 30 June 1951 edition of the Statistical Digest. Therefore the old reporting form "MDAP SUPPLY OPERATIONS - Report DD-Form 330" has been selected as the best information available to depict the magnitude of the program as of 30 June 1951. This information is presented in Table No.

UTILIZATION OF AIRCRAFT PROVIDED BY USAF TO MDAP COUNTRIES

A report by MDAP countries on aircraft provided by USAF and utilization of that aircraft is presented in Table No. 194. This table reflects the inventory and flying time data as reported by recipient countries for each type and model aircraft monthly from April 1951 through June 1951.

BUDGET

For the first time this publication includes information with respect to MDAP fund availability and activity. Table No. 196 "Status of Department of the Air Force Mutual Defense Assistance Program (MDAP) Funds, as of 30 June 1951" - was tabulated by the Financial Management Division - Directorate of Budget - DCS/C.

PERSONNEL

Table No. 197, "Civilian Personnel Man-Month Equivalents Employed on MDAP - FY 1951", shows the number of personnel by Salaried and Wage Board Group by month - Worldwide. The information was published under Civilian Personnel in the FY 1949-FY 1950 "USAF Statistical Digest".

TRAINING

The Air Force MDAP Training Program is implemented by the following means:

- (a) Formal training in USAF schools within US, plus on-the-job training with Air Force units in the Continental US where applicable.
- (b) Training in USAF schools overseas - plus on-the-job training with USAF overseas units where applicable.
- (c) Mobile Training Teams - including aircraft Mobile Training Units - dispatched to the respective MDAP countries.
- (d) Services of manufacturers' "technical representatives" who are dispatched to the various countries. The services provided by these technical representatives are similar to the services rendered to the USAF and are paid for with MDAP funds.
- (e) Training assistance and guidance which can be furnished by members of the various Military Assistance Advisory Groups and missions.
- (f) Training accomplished by RAF for which reimbursement is given the United Kingdom.

Two tables have been developed on the Utilization of Training Spaces. They can be found on page No. 399 and show the utilization of spaces by month and by country as compared to the number of spaces programmed.




TABLE 192 - MUTUAL DEFENSE ASSISTANCE PROGRAM - SUPPLY OPERATIONS, F.Y. 1951

CUMULATIVE THROUGH 30 JUNE 1951											
TITLE AND COUNTRY (1)	Unit of Measure (2)	SUPPLY ACTION INITIATED						SHIPMENTS			REPAIR AND REHABILITATION OF EXCESS (12)
		Quantity (3)	Est. Cost of Material Requisitioned (4)	EXCESS STOCK		VALUE OF		FROM PORT			
				Quantity (5)	Acquisition Cost (6)	Quantity (7)	Stocks or Procurement (8)	Quantity (9)	Material Cost Excl. Excess (10)	Acquisi- tion Cost of Excess (11)	
<u>RECAPITULATION</u>											
TITLE I - - - F. Y. 1951		\$ 1,310,721,703		\$22,075,096		\$ 1,288,646,607		\$ 8,021,362	\$16,302,641	\$ 16,760,426	
BELGIUM		157,046,609		28,105		157,018,504		1,230,636	12,704	-	
DENMARK		62,391,579		69,890		62,321,689		3,073	-	-	
FRANCE		341,849,007		398,362		341,450,645		3,986,161	86,042	1,373,604	
ITALY		129,851,132		9,338,585		120,512,547		350,078	9,115,340	1,503,400	
NETHERLANDS		118,661,842		52,860		118,608,982		1,022,350	3,215	-	
NORWAY		104,325,333		20,456		104,304,877		1,120,723	-	-	
PORTUGAL		74,693,729		4,331,880		70,361,849		219	-	2,067,000	
UNITED KINGDOM		225,051,572		7,834,958		217,216,614		308,122	7,085,340	11,816,422	
FACILITIES		96,850,000				96,850,000					

SPECIAL HANDLING REQUIRED - NOT RELEASABLE TO FOREIGN NATIONALS:
 The information contained in this document will not be disclosed to foreign nationals without express approval of the Chief of Staff, USAF. Approval shall refer specifically to this document or to specific information contained herein.

TABLE 192 - MUTUAL DEFENSE ASSISTANCE PROGRAM - SUPPLY OPERATIONS, F.Y. 1951 - CONTINUED

CUMULATIVE THROUGH 30 JUNE 1951											
TITLE COUNTRY CATEGORY AND ITEMS	Unit of Measure	SUPPLY ACTION INITIATED						SHIPMENTS			REPAIR AND REBILITATION OF EXCESS
		Quantity	Est. Cost of Material Requisitioned	EXCESS STOCK		VALUE OF		FROM PORT			
				Quantity	Acquisition Cost	Quantity	Stocks or Procurement	Quantity	Material Cost Excl. Excess	Acquisition Cost of Excess	
(1)	(2)	(3)	(4)	(5)	(6)	(7)	(8)	(9)	(10)	(11)	(12)
TITLE I - - - BELGIUM - - - TOTAL			\$ 157,046,609		\$ 28,105		\$157,018,504		\$ 1,230,636	\$ 12,704	\$ -
AIRCRAFT AND AIRCRAFT SPARES			127,375,850		17,728		127,358,122		966,817	7,952	-
Selected Spare Parts for Aircraft on Hand			507,624		17,409		490,215		26,592	7,952	-
F-84 w/1 yr Level Spare Parts and Engines	ea	265	121,407,983		-	265	121,407,983	4	940,225	-	-
RF-84F Aircraft	ea	4	3,926,221		-	4	3,926,221		-	-	-
T-33 Aircraft	ea	6	1,441,707		-	6	1,441,707		-	-	-
C-47 Spares (30-Day Emergency Pickup)			92,315		319		91,996		-	-	-
ELECTRONIC AND OTHER SIGNAL EQUIPMENT											
RADIOS AND RADAR			4,695,338		-		4,695,338		-	-	-
Radio Set, AN-TRC-4(XC-2) 8 Channel	ea	6	66,718		-	6	66,718		-	-	-
SRC-300 Radio Set	ea	50	25,500		-	50	25,500		-	-	-
RC-257-VHF Transmitter	ea	25	199,449		-	25	199,449		-	-	-
AN/TPS-10 Search Radar	ea	2	75,033		-	2	75,033		-	-	-
AN-FPS-8 Search Radar	ea	1	295,942		-	1	295,942		-	-	-
AN/TPS-100 Height Finder	ea	1	139,420		-	1	139,420		-	-	-
Philco Microwave	ea	1	1,725,309		-	1	1,725,309		-	-	-
RC-36	ea	3	4,070		-	3	4,070		-	-	-
ILS-ARN-5-RC-103, RC-195	ea	11	18,000		-	11	18,000		-	-	-
AN/CRD-4-VHF/DF Set	ea	29	720,910		-	29	720,910		-	-	-
AN/TRC-3FM Radio Links	ea	12	131,308		-	12	131,308		-	-	-
RC-256-VHF Receiver	ea	40	149,512		-	40	149,512		-	-	-
SCR-573-VHF Transmitter	ea	24	427,684		-	24	427,684		-	-	-
SCR-574-VHF Transmitter	ea	24	512,744		-	24	512,744		-	-	-
AN/VRC-1 Complete w/1-L&T 4x4Truck Less SCR-193	ea	24	136,732		-	24	136,732		-	-	-
SCR-542-VHF Radio Set	ea	31	39,063		-	31	39,063		-	-	-
AN/APN-12 Radar Set	ea	3	4,407		-	3	4,407		-	-	-
AN/CRT-3 Radio Set	ea	24	23,537		-	24	23,537		-	-	-
WIRE COMMUNICATIONS			261,026		-		261,026		-	-	-
Telephone Terminal (Carrier Bay) TC-21	ea	12	81,503		-	12	81,503		-	-	-
Telegraph Terminal (Carrier Bay) TC-22	ea	12	129,381		-	12	129,381		-	-	-
TC-24	ea	10	38,592		-	10	38,592		-	-	-
Telephone E-E-8	ea	156	11,550		-	156	11,550		-	-	-
ENGINEERING AND OTHER EQUIPMENT AND SUPPLIES			7,668,444		10,377		7,658,067		34,877	4,752	-
Trailer, Bomb C, M-5	ea	13	34,236		-	13	34,236		-	-	-
Lift Bomb, Hydraulic, M-1	ea	18	2,700	18	2,700		-		-	-	-
Armored Car, Light, M-8	ea	14	252,000		-	14	252,000		-	-	-
Tractors	ea	21	178,584		-	21	178,584		-	-	-
Trucks	ea	24	438,471		-	24	438,471		-	-	-

TABLE 192 - MUTUAL DEFENSE ASSISTANCE PROGRAM - SUPPLY OPERATIONS, F.Y. 1951 - CONTINUED

TITLE I - - - BELGIUM - - - Continued

(1)	(2)	(3)	(4)	(5)	(6)	(7)	(8)	(9)	(10)	(11)	(12)
<u>ENGINEERING & OTHER EQUIPMENT & SUPPLIES (Cont'd)</u>											
Trailers			\$ 11,675		\$ -		\$ 11,675		\$ -	\$ -	\$ -
Crane 20T, 3/4 cu yd.	ea	8	315,727		-	8	315,727		21	-	-
Semi-trailer, low bed	ea	8	86,190		-	8	86,190		-	-	-
Crane, P-1.	ea	3	136,077		-	3	136,077		329	-	-
Truck, Fire Crash Class 155	ea	10	456,400		-	10	456,400		-	-	-
Truck, Fork Lift.	ea	6	46,524		-	6	46,524		-	-	-
Fuel Servicing Unit 200 gal (Jrt Model Kit)	ea	79	1,487,202		-	79	1,487,202		-	-	-
Orgnl. Field & Depot Main Tools & Equipment for F-84E Aircraft.	sets	3	3,463,323		7	3	3,463,316		34,484	-	-
Shop Equipment, Motor, Emer. Rep			23,400		-		23,400		-	-	-
Shop Equipment, Motorized			38,866		-		38,866		-	-	-
Portable Field Lighting Set	ea	1	155,281		-	1	155,281		-	-	-
Position Lights			4		-		4		-	-	-
Training Aids and Films			300,788		7,670		293,118		-	4,752	-
MTU for F-84E Aircraft.	ea	1	226,251		-	1	226,251		-	-	-
Publications.			14,745		-		14,745		43	-	-
<u>BOMBS, ROCKETS AND MISCEL. AMMUNITION</u>											
Cartridges, Cal. 50 (all types)	M Rds	4,053	17,042,837		-		17,042,837		228,942	-	-
Rockets, Aircraft (all types)	ea	26,679	1,287,171		-	4,053	1,207,171		47,593	-	-
Bombs, Practice	ea	22,360	11,517,999		-	26,679	11,517,999		-	-	-
Bombs, GP 500 lb.	ea	1,132	315,044		-	22,360	315,044		-	-	-
Bombs, GP 1000 lb.	ea	2,964	674,287		-	1,132	674,287	4	2,088	-	-
			3,328,336		-	2,964	3,328,336		179,261	-	-
<u>MISCELLANEOUS ORDNANCE</u>											
			3,114		-		3,114		-	-	-

SPECIAL HANDLING REQUIRED - NOT RELEASABLE TO FOREIGN NATIONALS:
 The information contained in this document will not be disclosed to foreign nationals without express approval of the Chief of Staff, USAF.
 Approval shall refer specifically to this document or to specific information contained herein.

TABLE 192 - MUTUAL DEFENSE ASSISTANCE PROGRAM - SUPPLY OPERATIONS, F.Y. 1951 - CONTINUED

CUMULATIVE THROUGH 30 JUNE 1951

TITLE COUNTRY CATEGORY AND ITEMS	Unit of Measure	SUPPLY ACTION INITIATED						SHIPMENTS			REPAIR AND REGULATION OF EXCESS
		Quantity	Est. Cost of Materiel Requisitioned	EXCESS STOCK		VALUE OF		FROM PORT			
				Quantity	Acquisition Cost	Quantity	Stocks or Procurement	Quantity	Materiel Cost Excl. Excess	Acquisi- tion Cost of Excess	
(1)	(2)	(3)	(4)	(5)	(6)	(7)	(8)	(9)	(10)	(11)	(12)
TITLE I - - - DENMARK - - - TOTAL			\$ 62,391,579		\$ 69,890		\$ 62,321,689		\$ 3,073	\$ -	\$ -
<u>AIRCRAFT AND AIRCRAFT SPARES.</u>			49,422,420		69,235		49,353,185		64	-	-
F-5A Aircraft	ea	2	251,837		-		251,837		-	-	-
Selected Spares for Aircraft on Hand.			632,828		69,235		563,593		64	-	-
F-84 Aircraft	ea	131	48,537,755			131	48,537,755		-	-	-
<u>RADIOS AND RADAR.</u>			4,099,773		-		4,099,773		-	-	-
Radar Set AN/PPS-8 w/1 yr Spares.	ea	4	1,165,233		-	4	1,165,233		-	-	-
Radio Set AN/CPN-4 w/1 yr Spares.	ea	3	1,627,690		-	3	1,627,690		-	-	-
Radar Beacon, AN/CPN-6 w/1 yr Spares.	ea	1	9,330		-	1	9,330		-	-	-
ASV-Radar Set, RC-256 w/1 yr Spares	ea	6	58,238		-	6	58,238		-	-	-
ASV-Radar Set, AN/APS-3 w/ly Spares	ea	2	31,772		-	2	31,772		-	-	-
Radio Set, SCR-499 w/1 yr Spares.	ea	21	180,834		-	21	180,834		-	-	-
VHF T/R Station, SCR-624A w/1 yr Spares	ea	3	10,569		-	3	10,569		-	-	-
VHF Dir Finder, SCR-575 w/1 yr Spares	ea	5	85,582		-	5	85,582		-	-	-
Radar Set, AN/RFS-10D w/1 yr Spares	ea	6	830,677		-	6	830,677		-	-	-
VHF Dir Finder, AN/CRD-4.	ea	3	80,648		-	3	80,648		-	-	-
GCI Trainer (Navy 15J-1C)	ea		19,200		-		19,200		-	-	-
<u>WIRE COMMUNICATIONS</u>			67,200		-		67,200		-	-	-
TFQ-1 w/1 yr Spares	ea	2	67,200		-	2	67,200		-	-	-
<u>ENGINEER AND OTHER EQUIPMENT AND SUPPLIES</u>			2,032,136		655		2,031,481		3,009	-	-
Fuel Servicing Unit - F-2, Trailer only			96		-		96		-	-	-
Fuel Servicing Unit, F-2,W/Trac and Dolly	ea	14	130,437		-	14	130,437		-	-	-
Link Trainers	ea	6	358,000		-	6	358,000		-	-	-
Machine Tools & Test Equipment for Jet Engine Overhaul.			5,386		-		5,386		-	-	-
Mach. Tools & Test Eqpt. for Maint. Workshop.			21,744		-		21,744		-	-	-
Spares for F-2 Fuel Servicing Units			3,453		-		3,453		257	-	-
Orgnl., Fiel & Depot Tools & Equipment for F-84 Aircraft	set		1,273,075		-		1,273,075		48	-	-
MTU - F-84.	ea		52		-		52		-	-	-
Set, Portable Field Lighting.	ea	3	67,549		-	3	67,549		-	-	-
High Intensity Approach	ea	3	60,176		-	3	60,176		-	-	-
Trailer, Bomb Servicing, M-5.	ea	14	38,040		-	14	38,040		-	-	-
Spares for Vehicles on Hand			7,441		-		7,441		-	-	-
Publications.	ea	8	11,200		-	8	11,200		195	-	-
Training Aids and Equipment			55,487		655		54,832		2,509	-	-

TABLE 192 - MUTUAL DEFENSE ASSISTANCE PROGRAM - SUPPLY OPERATIONS, F.Y. 1951 -- CONTINUED

TITLE I - - - DENMARK - - - Continued

(1)	(2)	(3)	(4)	(5)	(6)	(7)	(8)	(9)	(10)	(11)	(12)
BOMBS, ROCKETS AND MISCEL. AMMUNITION			\$ 6,675,025		\$ -		\$ 6,675,025		\$ -	\$ -	\$ -
Cartridges, Ball, Cal. 50	M-Rds	591	207,274		-	591	207,274		-	-	-
Rockets, 5" HVAR, W/M-34 & M/35 Tool Kits	ea	28,224	3,867,855		-	28,224	3,867,855		-	-	-
Bomb, Practic 100 lb.	ea	7,000	48,790		-	7,000	48,790		-	-	-
Bomb, GP, 500 lb.	ea	5,500	923,160		-	5,500	923,160		-	-	-
Bomb, GP, 1000 lb.	ea	2,050	1,627,946		-	2,050	1,627,946		-	-	-
MISCELLANEOUS ORDNANCE			95,025		-		95,025		-	-	-
Tools and Spares for 400 ea 50 Cal. Machine Guns.			95,025		-		95,025		-	-	-

SPECIAL HANDLING REQUIRED - NOT RELEASABLE TO FOREIGN NATIONALS:

The information contained in this document will not be disclosed to foreign nationals without express approval of the Chief of Staff, USAF.

Approval shall refer specifically to this document or to specific information contained herein.

TABLE 192 - MUTUAL DEFENSE ASSISTANCE PROGRAM - SUPPLY OPERATIONS, F.Y. 1951 - CONTINUED

CUMULATIVE THROUGH 30 JUNE 1951

TITLE COUNTRY CATEGORY AND ITEMS	Unit of Measure	SUPPLY ACTION INITIATED						SHIPMENTS			REPAIR AND REHABILITATION OF EXCESS
		Quantity	Est. Cost of Materiel Requisitioned	EXCESS STOCKS		VALUE OF		FROM PORT			
				Quantity	Acquisition Cost	Quantity	Stocks or Procurement	Quantity	Materiel Cost Excl. Excess	Acquisi- tion Cost of Excess	
(1)	(2)	(3)	(4)	(5)	(6)	(7)	(8)	(9)	(10)	(11)	(12)
TITLE I - - - FRANCE - - - TOTAL			\$ 341,849,007		\$ 398,362		\$341,450,645		\$ 3,986,161	\$ 86,042	\$ 1,373,604
<u>AIRCRAFT AND AIRCRAFT SPARES.</u>			293,076,257		390,706		292,685,551		3,928,533	86,042	1,373,604
F-84 Aircraft.	ea	418	163,477,909		80	418	163,477,829	17	3,647,338	80	-
C-47 Aircraft.	ea	49	7,808,465		1,122	49	7,807,343		-	-	-
T-6D Aircraft.	ea	60	1,988,447		147,783	60	1,840,664		-	-	1,373,604
Spare Parts for A/C on hand.			6,244,837		168,188		6,076,649		281,195	12,429	-
C-45 Aircraft.	ea	1	73,533	1	73,533		-	1	-	73,533	-
HF-84F Aircraft.	ea	32	67,076,874		-	32	67,076,874		-	-	-
T-33 Aircraft.	ea	85	20,015,103		-	85	20,015,103		-	-	-
C-119 Aircraft	ea	21	26,391,089		-	21	26,391,089		-	-	-
<u>RADIO AND RADAR</u>			9,408,176		-		9,408,176		-	-	-
Radio Set AN/GRC-19.	ea	90	216,000		-	90	216,000		-	-	-
Selected Spare Parts for Radio Equipment			11,510		-		11,510		-	-	-
Radio Set, SCR-399	ea	152	1,554,975		-	152	1,554,975		-	-	-
Radio Set, SCR-575	ea	65	1,357,135		-	65	1,357,135		-	-	-
Radio Set, AN/MRC-2.	ea	13	462,336		-	13	462,336		-	-	-
Philco Microwave W/Test Equipment.	ea	1	1,394,828		-	1	1,394,828		-	-	-
Mobile Stas for Air Spot AM/VRC-1.	ea	30	67,132		-	30	67,132		-	-	-
Radio Set - OCA, AM/CFM-4.	ea	3	1,250,567		-	3	1,250,567		-	-	-
Radio Relay Set AN/TRC-4	ea	3	23,608		-	3	23,608		-	-	-
Control Set MSQ-1.	ea	3	3,045,000		-	3	3,045,000		-	-	-
Radio Relay Set AN/TRC-3	ea	2	25,085		-	2	25,085		-	-	-
<u>WIRE COMMUNICATIONS & MISCEL. EQUIPMENT</u>			11,222		-		11,222		-	-	-
Control Set WC-2	ea	1	5,112		-	1	5,112		-	-	-
LC-41A Car	ea	4	566		-	4	566		-	-	-
Floor Cable Burying LC-61.	ea	6	5,544		-	6	5,544		-	-	-
<u>ENGINEERING AND OTHER EQUIPMENT AND SUPPLIES.</u>			14,140,143		7,656		14,132,487		57,628	-	-
Truck K-53	ea	29	160,643		-	29	160,643		-	-	-
Truck K-50	ea	4	42,000		-	4	42,000		-	-	-
Truck K-43	ea	12	99,763		-	12	99,763		-	-	-
Truck K-44	ea	12	67,118		-	12	67,118		-	-	-
Trailers (22)K-36; (8)K-37; (8)K-38.	ea	38	57,190		-	38	57,190		-	-	-
Truck V18 () /MTQ.	ea	12	67,118		-	12	67,118		-	-	-
Trailer Fuel Servicing A-3 Jet Fuel.	ea	26	142,510		-	26	142,510		-	-	-
Ground Handling Equipment for C-47 A/C			457,919		-		457,919		-	-	-
Ground Handling Equipment for T-6D A/C			170,798		-		170,798		-	-	-
Orgnl. Field and Depot Maint. Tools & Ground Handling Equipment for F-84E Aircraft.	set	3	4,911,000		-	3	4,911,000		37,030	-	-
MTU for F-84E Aircraft	ea	1	216,182		-	1	216,182		20,349	-	-

TABLE 192 - MUTUAL DEFENSE ASSISTANCE PROGRAM - SUPPLY OPERATIONS, F.Y. 1951 - CONTINUED

TITLE I - - - FRANCE - - - Continued

(1)	(2)	(3)	(4)	(5)	(6)	(7)	(8)	(9)	(10)	(11)	(12)
<u>ENGINEERING & OTHER EQUIPMENT & SUPPLIES (Contd)</u>											
Orgnl., Field & Depot Maint. Tools & Ground Handling Equipment for C-119 Aircraft. . .	set		\$ 472,932		\$ -		\$ 472,932		\$ -	\$ -	\$ -
Bomb Service Truck, M-6.	ea	54	805,950		-	54	805,950		-	-	-
Orgnl Maint. Tools & Equipment for T-33 a/c. . .	set		21		-		21		-	-	-
Bomb Car Trailer M-5	ea	74	194,004		-	74	194,004		-	-	-
Truck 2 1/2 T Cargo	ea	13	184,340		-	13	184,340		-	-	-
Selected Spare Parts for US Type Vehicles. . .			1,612,631		-		1,612,631		-	-	-
Dolly, Prop Type C-1C.	ea	4	8,981		-	4	8,981		-	-	-
Crane Shovel Truck Mounted, 20T, 3/4 cu-yd . .	ea	20	789,264		-	20	789,264		-	-	-
Crane, 6T, Type M-4.	ea	28	359,640		-	28	359,640		-	-	-
Captivair (Less F-84 Aircraft)	ea	1	103,071		-	1	103,071		-	-	-
Photo Section.	ea	1	29,938		-	1	29,938		-	-	-
Permanent Field Lighting Equipment	ea	1	42,987		-	1	42,987		-	-	-
Materials Handling Equip (for 21ControlDepot)			498,860		14		498,846		-	-	-
T.O. Kits GI-65, EC-139.	ea	75	7,590	75	7,590		-		-	-	-
Publications	set	2	23,178		-	2	23,178		249	-	-
Selected Training Aids and Equipment			470,247		-		470,247		-	-	-
Organ. Equip. Aviation Engr. Branch.	ea	1	2,144,270		-	1	2,144,218		-	-	-
<u>BOMBS, ROCKETS AND MISCELLANEOUS AMMO.</u>											
Bomb, GP, 1000 lb.	ea	13,075	3,961,725		-	13,075	3,961,725		-	-	-
Bomb, GP, 500 lb			1,959,731		-		1,959,731		-	-	-
Bomb, Practice, 100 lb			104,550		-		104,550		-	-	-
Rocket, 5" HVAR.			8,640,950		-		8,640,950		-	-	-
Cartridges, 50 Cal (all types)	MRLs	1136.2	332,928		-	1136.2	332,928		-	-	-
<u>ARTILLERY AMMUNITION.</u>											
Shot Fixed, AP-M75, W/Track 20 MM.	ea	962,654	2,088,960		-	962,654	2,088,960		-	-	-
Shell Fixed, HE 20 MM.	ea	962,654	2,088,960		-	962,654	2,088,960		-	-	-
<u>MISCELLANEOUS ORDNANCE.</u>											
PD Fuses, M4C for 4-5" Rockets	ea	70,750	830,605		-	70,750	830,605		-	-	-
Link Disintegrating Belt, 50 Cal	Per M	1,152	9,216		-	1,152	9,216		-	-	-
Link Disintegrating Belt, 20 MM.	Per M	3,072	184,320		-	3,072	184,320		-	-	-
<u>PRODUCTION EQUIPMENT AND MACHINE TOOLS.</u>											
			684,881		-		684,881		-	-	-
<u>SPARE PARTS (BIN STOCKAGE).</u>											
			4,326,383		-		4,326,383		-	-	-

SPECIAL HANDLING REQUIRED - NOT RELEASABLE TO FOREIGN NATIONALS:
 The information contained in this document will not be disclosed to foreign nationals without express approval of the Chief of Staff, USAF.
 Approval shall refer specifically to this document or to specific information contained herein.

TABLE 192 - MUTUAL DEFENSE ASSISTANCE PROGRAM - SUPPLY OPERATIONS, F.Y. 1951 - CONTINUED

CUMULATIVE THROUGH 30 JUNE 1951											
TITLE COUNTRY CATEGORY AND ITEMS	Unit of Measure	SUPPLY ACTION INITIATED						SHIPMENTS			REPAIR AND REGULATION OF EXCESS
		Quantity	Est. Cost of Material Requisitioned	EXCESS STOCK		VALUE OF		FROM PORT			
				Quantity	Acquisition Cost	Quantity	Stocks or Procurement	Quantity	Material Cost Excl. Excess	Acquisition Cost of Excess	
(1)	(2)	(3)	(4)	(5)	(6)	(7)	(8)	(9)	(10)	(11)	(12)
TITLE I - - - ITALY - - - TOTAL			\$ 129,851,132		\$ 9,338,585		\$ 120,512,547		\$ 350,078	\$ 9,115,340	\$ 1,503,400
AIRCRAFT AND AIRCRAFT SPARES.			101,458,226		9,305,636		92,152,590		341,090	9,111,642	1,503,400
F-47 D Aircraft	ea	99	11,463,501	99	9,183,255		2,280,246	75	338,049	9,111,642	753,400
F-6 D Aircraft	ea	30	1,099,815		11,401	30	1,088,415				750,000
F-84 Aircraft	ea	233	86,266,932		-	233	86,266,932				
Selected Spare Parts for Aircraft on Hand			2,627,977		110,980		2,516,997		3,041		
RADIOS AND RADAR.			20,718,419		-		20,718,419		-	-	-
Radio Set, AN/CPH-4, GCA.	ea	10	5,700,005		-	10	5,700,005		-	-	-
VHF Dir. Finder	ea	16	230,400		-	16	230,400		-	-	-
AN/URD - 2 HF Dir. Finder	ea	7	63,817		-	7	63,817		-	-	-
Radar, AN/CFN-18 - ASR	ea	1	1,817,823		-	1	1,817,823		-	-	-
Radar Set, AN/RPS - 1D.	ea	5	303,938		-	5	303,938		-	-	-
HF Receiver, RC-256	ea		578,536		-		578,536		-	-	-
VHF Trans, RC-257	ea	2	770,229		-	2	770,229		-	-	-
Radio Set, AN/TPS - 10D	ea	40	5,305,617		-	40	5,305,617		-	-	-
Radar Set, AN/FPS - 8	ea	20	5,812,754		-	20	5,812,754		-	-	-
AN/VRC-1.	ea		34,019		-		34,019		-	-	-
Radio Set, SCR-399.	ea	10	101,281		-	10	101,281		-	-	-
ENGINEERING AND OTHER EQUIPMENT AND SUPPLIES.			5,062,815		32,949		5,029,866		8,988	3,698	-
Orgnl., Field & Depot Maint. Tools & Ground Handling Equipment for F-47 Aircraft.	set		78,191		4,676		73,515		6,513	-	-
Orgnl., Field & Depot Maint. Tools & Ground Handling Equipment for F-84 E Aircraft.	set		2,098,539		8,976		2,089,563		-	3,519	-
MTU, F-47	ea		8		-		8		-	-	-
MTU, F-84 E	ea	1	190,697		-	1	190,697		-	-	-
Parachute, Pilot, Seat Type	ea	200	54,000		-	200	54,000		-	-	-
Dinghy, Rubber, Single.	ea	200	20,400		-	200	20,400		-	-	-
Tractor, 70-90 DHP, w/angle dozer.	ea	20	352,560		-	20	352,560		-	-	-
Tractor, 30 DHP.	ea	5	67,080		-	5	67,080		-	-	-
Grader, Motorized	ea	18	290,952		-	18	290,952		-	-	-
Tank, Asphalt Stell Trailer, mtd.	ea	14	84,638		-	14	84,638		-	-	-
Heater, Asphalt, Trailer, mtd.	ea	14	68,359		-	14	68,359		-	-	-
Trailer, mtd., 1200 gal.	ea	14	138,684		-	14	138,684		-	-	-
Shovel, Crawler, mtd, 3/4 cu yd	ea	7	212,940		-	7	212,940		-	-	-
Spreader, Concrete, Gas Engine.	ea	7	123,026		-	7	123,026		-	-	-
Paver, Concrete, Crawler.	ea	18	673,920		-	18	673,920		-	-	-
Finisher, Concrete, Forming.	ea	7	85,176		-	7	85,176		-	-	-
Night Lighting Equipment.			83,665		-		83,665		-	-	-

TABLE 192 - MUTUAL DEFENSE ASSISTANCE PROGRAM - SUPPLY OPERATIONS, F.Y. 1951 -- CONTINUED

TITLE - - - ITALY - - - Continued

(1)	(2)	(3)	(4)	(5)	(6)	(7)	(8)	(9)	(10)	(11)	(12)
<u>ENGINEERING & OTHER EQUIPMENT & SUPPLIES (Cont'd)</u>											
Code Flasher.	ea	8	\$ 3,064		\$ -	\$ 8	\$ 3,064		\$ -	\$ -	\$ -
Publications.	set	8	4,982		-	8	4,982		78	-	-
Training Aids and Equipment			431,934		19,297		412,637		2,397	179	-
<u>BOMBS, ROCKETS AND MISCEL. AMMUNITION</u>											
Rocket 5" HVAR w/M-34, M-35, Tool Kits.			2,611,672		-		2,611,672		-	-	-
Rocket, 2.25" w/Practice Head	ea	444	2,091,435		-	444	2,091,435		-	-	-
Bomb, GP - 1000 lb.			12,000		-		12,000		-	-	-
			508,237		-		508,237		-	-	-

SPECIAL HANDLING REQUIRED - NOT RELEASABLE TO FOREIGN NATIONALS:

The information contained in this document will not be disclosed to foreign nationals without express approval of the Chief of Staff, USAF.

Approval shall refer specifically to this document or to specific information contained herein.

TABLE 192 - MUTUAL DEFENSE ASSISTANCE PROGRAM - SUPPLY OPERATIONS, F.Y. 1951 - CONTINUED

CUMULATIVE THROUGH 30 JUNE 1951

TITLE COUNTRY CATEGORY AND ITEMS	Unit of Measure	SUPPLY ACTION INITIATED						SHIPMENTS			REPAIR AND REHABILITATION OF EXCESS
		Quantity	Est. Cost of Material Requisitioned	EXCESS STOCK		VALUE OF		FROM PORT			
				Quantity	Acquisition Cost	Quantity	Stocks or Procurement	Quantity	Material Cost Excl. Excess	Acquisi- tion Cost of Excess	
(1)	(2)	(3)	(4)	(5)	(6)	(7)	(8)	(9)	(10)	(11)	(12)
TITLE I - - - NETHERLANDS - - - TOTAL			\$ 118,661,842		\$ 52,860		\$118,608,982		\$ 1,022,350	\$ 3,215	\$ -
AIRCRAFT AND AIRCRAFT SPARES			89,166,038		30,120		89,135,918		941,884	2,204	-
F-84 Aircraft.	ea	21	78,695,112		37	21	78,695,075		939,318	959	-
C-47 Aircraft.	ea	12	2,202,340		-	12	2,202,340		-	-	-
RF-84 F Aircraft.	ea	8	7,825,948		-	8	7,825,948		-	-	-
Selected Spares for Aircraft on Hand.			421,312		21,673		399,639		2,566	1,245	-
Engine, Aircraft, O-435.	ea	6	21,326		8,410	6	12,916		-	-	-
RADIOS AND RADAR			1,088,914		1,531		1,087,383		759	671	-
Radio Set, SCR-720	ea		4,389		1,490		2,899		-	650	-
Radio Set, AN/CPN-4GCA-L	ea	2	1,076,632		-	2	1,076,632		-	-	-
Frequency Meter, TS-174/U, 20 to 220 M c/s	ea	7	2,432		-	7	2,432		-	-	-
Selected Spares for GCA Equipment on Hand.			5,461		41		5,420		759	21	-
ENGINEERING AND OTHER EQUIPMENT AND SUPPLIES			5,291,783		21,209		5,270,574		48,977	340	-
MU for F-84 Aircraft.	ea	1	237,248		-	1	237,248		-	-	-
F-84 Orgnl., Field and Depot Maint. Tools and Equipment.	sets	3	2,945,334		8,320	3	2,937,014		48,828	-	-
T-7 Orgnl., and Field Maint. Tools and Equipment.	set		298,493		-		298,493		82	-	-
C-47 Orgnl. and Field Maint. Tools & Equipment	set		326,741		-		326,741		-	-	-
Trailer, Semi, A/C, Fld Rep. Shop.	ea	3	117,000		-	3	117,000		-	-	-
C-11 Link Trainer.	ea	3	252,000		-	3	252,000		-	-	-
Trailer 1/2 T, 2 wh.	ea	15	6,180		-	15	6,180		-	-	-
Trailer, 1 T, 2 wh.	ea	10	10,240		-	10	10,240		-	-	-
Truck, Armor Bomb Lift, M-1.			2,250		2,250		-		-	-	-
Truck, Lift, M-22.			3,300		3,300		-		-	-	-
Trailer, Bomb, M-5	ea	10	19,020		-	10	19,020		-	-	-
Truck, 2 1/2 T, Bomb Ser. M-2781.	ea	5	74,625		-	5	74,625		-	-	-
Truck, Tractor 4x5 Ton, M-2.	ea	3	25,512		-	3	25,512		-	-	-
Crane, Revolving, trk-mtd, pneumatic tired, 2 Engine(Gas) drive 20 T, 3/4 cu yd.	ea	6	236,779		-	6	236,779		-	-	-
Truck, 1/4 T, 4x4.	ea	15	46,035		-	15	46,035		-	-	-
Truck, 3/4 T, 4x4.	ea	13	55,952		-	13	55,952		-	-	-
Truck, 2 1/4 T, 6x6.	ea	20	168,420		-	20	168,420		-	-	-
Truck, 3/4 T, 4x4 Ambulance.	ea	3	16,710		-	3	16,710		-	-	-
Truck, 2 1/4 T, 6x6 Small Arms	ea	1	13,844		-	1	13,844		-	-	-
Truck, Crash Fire (3) C1-135: (1) C1-155	ea	3	168,000		-	3	168,000		-	-	-
Truck, 4T, 6x6 Wrecker	ea	1	18,646		-	1	18,646		-	-	-
Wrecking Unit, C-2 Complete.	ea	3	55,938		-	3	55,938		-	-	-
Tractor, HD, 4wh-2wh dr. 400 lb.	ea	12	20,565		-	12	20,565		-	-	-

TABLE 192 - MUTUAL DEFENSE ASSISTANCE PROGRAM - SUPPLY OPERATIONS, F.Y. 1951 -- CONTINUED

TITLE I - - - NETHERLANDS - - - Continued

(1)	(2)	(3)	(4)	(5)	(6)	(7)	(8)	(9)	(10)	(11)	(12)
<u>ENGINEERING & OTHER EQUIPMENT & SUPPLIES (Cont'd)</u>											
Tractor, LD, 4 wh, 2 wh dr. 2000 lb	ea	4	\$ 9,979		\$ -	4	\$ 9,979		\$ -	\$ -	\$ -
Selected Spares for US Vehicles on Hand			41,396				41,396		17	-	-
Publications and Training Aids			17,620		820		16,800		50	340	-
Inst. Equipment and Training Aids			103,956		6,519		97,437				-
<u>BOMBS, ROCKETS AND MISCEL. AMMUNITION</u>											
Bombs, GP 500 lb.	ea	1,121	378,982		-	1,121	378,982		30,730	-	-
Bombs, GP 1000 lb	ea	1,949	2,138,765		-	1,949	2,138,765			-	-
Bombs, Practice 100 lb.	ea	15,982	446,080		-	15,982	446,080	1,100	30,730	-	-
Cartridge, Cal. 50 (all types)	M-Rds	1,280	805,220		-	1,280	805,220			-	-
Cartridge, 20 MM, HEI/97.	M-Rds	780	1,755,000		-	780	1,755,000			-	-
Cartridge, Cal. 30.	M-Rds	2,400	180,000		-	2,400	180,000			-	-
Rockets, Aircraft (all types)	ea	34,235	4,266,610		-	35,235	4,266,610			-	-
<u>WEAPONS (ARTILLERY)</u>											
Carbine, Cal. 30.	ea	2,800	268,800		-	2,800	268,800			-	-
<u>MISCELLANEOUS ORDRANCE.</u>											
Linking Machine, Cal. 50 - M-7.	ea	5	8,800		-	5	8,800			-	-
<u>PRODUCTION EQUIPMENTS AND MACHINE TOOLS</u>											
			959,228		-		959,228			-	-
<u>SPARE PARTS (BIN STOCKAGE).</u>											
			11,907,622		-		11,907,622			-	-

SPECIAL HANDLING REQUIRED - NOT RELEASABLE TO FOREIGN NATIONALS:
 The information contained in this document will not be disclosed to foreign nationals without express approval of the Chief of Staff, USAF. Approval shall refer specifically to this document or to specific information contained herein.

TABLE 192 - MUTUAL DEFENSE ASSISTANCE PROGRAM - SUPPLY OPERATIONS, F.Y. 1951 - CONTINUED

TITLE COUNTRY CATEGORY AND ITEMS	Unit of Measure	SUPPLY ACTION INITIATED						SHIPMENTS			REPAIR AND REHABILITATION OF EXCESS
		Quantity	Est. Cost of Materiel Requisitioned	EXCESS STOCK		VALUE OF		FROM PORT			
				Quantity	Acquisition Cost	Quantity	Stocks or Procurement	Quantity	Materiel Cost Excl. Excess	Acquisi- tion Cost of Excess	
(1)	(2)	(3)	(4)	(5)	(6)	(7)	(8)	(9)	(10)	(11)	(12)
TITLE I - - - NORWAY - - - TOTAL			\$ 104,325,333		\$ 20,456		\$ 104,304,877		\$ 1,120,723	\$ -	\$ -
AIRCRAFT AND AIRCRAFT SPARES.			80,248,491		19,479		80,229,012		1,507	-	-
RF-54F Aircraft	ea	4	3,930,551		-	4	3,930,551		-	-	-
PBY-5A Aircraft	ea	10	1,214,000		-	10	1,214,000		-	-	-
F-84 Aircraft	ea	208	74,350,965		-	208	74,350,965		340	-	-
Selected Spare Parts for Aircraft on Hand			752,975		19,479		733,496		1,167	-	-
RADIOS AND RADAR.			10,248,479		26		10,248,453		45,100	-	-
Radio Set, AN/CPN-4 w/MTI	ea	2	600,794		-	2	600,794		-	-	-
Radio Set, SCR-575A	ea	6	106,595		-	6	106,595		-	-	-
Radio Set, SCR-300	ea	128	65,280		-	128	65,280		-	-	-
VHF Radio Amplifier Set, AN/TPA-1	ea	7	281,958		-	7	281,958		45,000	-	-
Radar Set, GCI, AN/TPS-1D	ea	10	377,082		-	10	377,082		-	-	-
Philco Microwave	set		2,704,503		-		2,704,503		-	-	-
VHF Receiver, SCR-644	ea	18	337,757		-	18	337,757		-	-	-
VHF Transmitter Rec., AN/VRC-3	ea	40	22,368		-	40	22,368		-	-	-
Radar Set, AN/TPS-10D incl Power Unit	ea	12	1,648,831		-	12	1,648,831		-	-	-
Radio Rec., SCR-244, a/BC-799-FRR	ea	40	36,000		-	40	36,000		-	-	-
SCR-499 less BC-312 and BC-342	ea	15	116,640		-	15	116,640		-	-	-
Radar Set, AN/FPS-8 w/MT	ea	5	1,476,236		-	5	1,476,236		-	-	-
VHF Trans. Station, SCR-643	ea	18	974,093		-	18	974,093		-	-	-
Selected Spares For Equipment on Hand			6,200		24		6,176		-	-	-
VHF Range, SCR-277	ea		1,617		-		1,617		-	-	-
VHF Trans. Rec., AN/URC-4	ea	180	91,882		-	180	91,882		-	-	-
Antenna, AN-131	ea	50	273		-	50	273		-	-	-
Homing Beacon, CPM-6	ea		48,912		-		48,912		-	-	-
FE-98 (314898) Dynamotor Sup.	ea	50	19,728		-	50	19,728		-	-	-
Mast Base, MP48A (2A-2088-48A)	ea	50	2,440		-	50	2,440		-	-	-
Antenna Section, MS-53	ea	9	63		-	9	63		-	-	-
Radio Trans. w/Remote Control	ea	1	22,008		-	1	22,008		-	-	-
Radio Compass, AN/ARN-6	ea	58	231,255		2	58	231,253		-	-	-
Radio Link Terminal, AN/TRC-11	ea	33	5,197		-	33	5,197		-	-	-
PBY Rainorainic Radio Rec Equipment (Navy 110-22-V Model)	ea	4	5,200		-	4	5,200		-	-	-
Radio Control Equipment, (SRC-561	ea	5	742,728		-	5	742,728		-	-	-
Radio Set, SCR-573	ea	1	17,423		-	1	17,423		-	-	-
Radio Set, AN/GRC-19	ea	51	129,600		-	51	129,600		-	-	-
Radio Set, SCR-399	ea	3	30,384		-	3	30,384		-	-	-
Radio Set, SCR-502	ea	2	64,974		-	2	64,974		-	-	-
Radio Set, SCR-555	ea	1	28,800		-	1	28,800		-	-	-
Radio Set, SCR-607	ea	1	1,890		-	1	1,890		-	-	-

TABLE 192 - MUTUAL DEFENSE ASSISTANCE PROGRAM - SUPPLY OPERATIONS, F.Y. 1951 - CONTINUED

TITLE I - - - NORWAY - - - Continued

	(1)	(2)	(3)	(4)	(5)	(6)	(7)	(8)	(9)	(10)	(11)	(12)
RADIOS AND RADAR - - - (Continued)												
Radio Set, SCR-556	ea	1		\$ 28,800		\$ -	1	\$ 28,800		\$ -	\$ -	\$ -
Radio Set, SCR-574	ea	1		20,968		-	1	20,968		100	-	-
WIRE COMMUNICATIONS												
Teletypewriter, Ring Unit MC-88	ea	1		396,665		-	1	396,665		-	-	-
Recording Equipment, RC-179	ea	1		11,480		-	1	11,480		-	-	-
Field Telephone Set, EF-8	ea	950		4,200		-	1	4,200		-	-	-
Multiplex Telephone Term Set, TC-9	ea	1		86,850		-	950	86,850		-	-	-
Cable, Assembly, TC-8	ea	2		45,396		-	1	45,396		-	-	-
Public Address System, AN/TIQ-3	ea	4		52,223		-	2	52,223		-	-	-
TG Teletypewriter	ea	8		11,824		-	4	11,824		-	-	-
Telegraph Central Equipment	ea	6		16,740		-	8	16,740		-	-	-
Miscellaneous Equipment	ea	6		32,947		-	6	32,947		-	-	-
				135,005				135,005				
ENGINEERING AND OTHER EQUIPMENT AND SUPPLIES												
Airframe & Engine Maint. Shop Equipment				5,268,666		951		5,267,715		2,657	-	-
Mobile Workshop, Equipped	ea	5		193,385		-	-	193,385		1,580	-	-
Synthetic Trainer (Navy Device, 15-J-1C)	ea	5		150,005		5	5	150,000		-	-	-
Link Trainer, C-11	ea	3		100,348		-	5	100,348		-	-	-
Truck, Fire Crash	ea	8		254,336		-	8	254,336		-	-	-
Truck, C-2 Wrecker, w/Dolly and Trailer	ea	4		326,400		-	4	326,400		-	-	-
F-84E Orgnl., Field & Depot Maint. Tools and Equipments	sets			74,584		-	4	74,584		-	-	-
F-84E MTU	ea	1		1,417,926		127		1,417,799		63	-	-
Ambulance 1-1/2T, 4x4	ea	12		190,052		-	1	190,052		-	-	-
Truck, 2 1/2T, 4x2, Dump	ea	8		66,840		-	12	66,840		-	-	-
Truck, Fire Class-525	ea	4		36,000		-	8	36,000		-	-	-
Truck, 5T, 6x6, Tractor	ea	8		59,520		-	4	59,520		-	-	-
Truck, 1/2T, 4x4	ea	75		130,437		-	8	130,437		-	-	-
Truck, 2 1/2T, 4x4	ea	98		230,175		-	75	230,175		-	-	-
Truck, Fork Lift, 2T	ea	6		1,045,362		-	98	1,045,362		-	-	-
Carrier Cargo, AMP 41B-M-29C	ea	12		18,600		-	6	18,600		-	-	-
Tractor, 28-35 HP-J1, Case Model 5-1	ea	32		94,104		-	12	94,104		-	-	-
Sweeper, Rotary Type, SP	ea	6		107,328		-	32	107,328		-	-	-
Trailer, 1/2T, 2vth. Cargo	ea	58		77,594		-	6	77,594		-	-	-
Trailer Photo	ea			23,896		-	58	23,896		-	-	-
Snow Plow, Rotary	ea	5		74		30		44		-	-	-
Miscellaneous				195,270		-	5	195,270		-	-	-
Publications	sets	7		331,154		-	7	331,154		869	-	-
Training Fillers				11,200		-		11,200		80	-	-
Training Aids				43,505		-		43,505		-	-	-
				90,571		789		89,782		65	-	-
QUARTERMASTER EQUIPMENT AND SUPPLIES												
				111,200		-		111,200		-	-	-
VESSEL EQUIPMENT												
				7,059		-		7,059		-	-	-
BOMBS, ROCKETS AND MISCEL. AMMUNITION												
Bombs, GP, 1000 lbs	ea	2,400		6,064,415		-		6,064,415		1,045,499	-	-
Bombs, SAP, 1000 lbs.	ea	150		1,688,344		-	2,400	1,688,344		94,464	-	-
Bombs, Practice, 100 lbs.	ea	3,000		43,131		-	150	43,131		-	-	-
Rockets, 5" HVAR	ea	10,278		33,456		-	3,000	33,456		515	5,760	-
				1,648,634		-	10,278	1,648,634		-	-	-

SPECIAL HANDLING REQUIRED - NOT RELEASABLE TO FOREIGN NATIONALS:

The information contained in this document will not be disclosed to foreign nationals without express approval of the Chief of Staff, USAF.

Approval shall refer specifically to this document or to specific information contained herein.

TABLE 192 - MUTUAL DEFENSE ASSISTANCE PROGRAM - SUPPLY OPERATIONS, F.Y. 1951 - CONTINUED

CUMULATIVE THROUGH 30 JUNE 1951											
TITLE COUNTRY CATEGORY AND ITEMS	Unit of Measure	SUPPLY ACTION INITIATED						SHIPMENTS			REPAIR AND REHABILITATION OF EXCESS
		Quantity	Est. Cost of Materiel Requisitioned	EXCESS STOCK		VALUE OF		FROM PORT			
				Quantity	Acquisition Cost	Quantity	Stocks or Procurement	Quantity	Materiel Cost Excl. Excess	Acquisi- tion Cost of Excess	
(1)	(2)	(3)	(4)	(5)	(6)	(7)	(8)	(9)	(10)	(11)	(12)
TITLE I - - NORWAY - - TOTAL - - CONTINUED											
<u>BOMBS, ROCKETS & MISCEL. AMMUNITION (Continued)</u>											
Cartridge, Cal.30 (all types)	M-Rds	9,465	\$ 1,037,742		\$ -	9,465	\$ 1,037,742	8,021	\$ 632,421	\$ -	\$ -
Cartridge, Cal.45	M-Rds	45	270		-	45	270		-	-	-
Cartridge, Cal.50, M-33	M-Rds	440	136,748		-	440	136,748		-	-	-
Cartridge, 20 MM Ball	M-Rds	560	767,200		-	560	767,200		-	-	-
Cartridge, 20 MM, Incl. M-96	M-Rds	257	396,036		-	257	396,036		-	-	-
Cartridge HE/I M-97, 20MM.	M-Rds	144	312,854		-	144	312,854	144	312,854	-	-
<u>MISCELLANEOUS ORDNANCE.</u>			<u>332,428</u>		-		<u>332,428</u>		<u>25,960</u>	-	-
<u>WEAPONS (ARTILLERY)</u>			<u>1,647,930</u>		-		<u>1,647,930</u>		-	-	-
Carbine, Cal.30, M-2	ea	2,910	235,680		-	2,910	235,680		-	-	-
Pistol, Cal.45, M-1911 A.	ea	450	24,750		-	450	24,750		-	-	-
Rifle, U.S. Cal.30, M-1	ea	14,500	1,377,500		-	14,500	1,377,500		-	-	-
Back Plat, w/Horizontal Buffer for Cal.30					-				-	-	-
Light Aircraft, M.G.	ea	250	10,000		-	250	10,000		-	-	-

SPECIAL HANDLING REQUIRED - NOT RELEASABLE TO FOREIGN NATIONALS:

The information contained in this document will not be disclosed to foreign nationals without express approval of the Chief of Staff, USAF.

Approval shall refer specifically to this document or to specific information contained herein.

TABLE 192 - MUTUAL DEFENSE ASSISTANCE PROGRAM - SUPPLY OPERATIONS, F. Y. 1951 - CONTINUED

CUMULATIVE THROUGH 30 JUNE 1951											
TITLE COUNTRY CATEGORY AND ITEMS	Unit of Measure	SUPPLY ACTION INITIATED						SHIPMENTS			REPAIR AND REHABILITATION OF EXCESS
		Quantity	Est. Cost of Material Requisitioned	EXCESS STOCK		VALUE OF		FROM POBT			
				Quantity	Acquisition Cost	Quantity	Stocks or Procurement	Quantity	Material Cost Excl. Excess	Acquisition Cost of Excess	
(1)	(2)	(3)	(4)	(5)	(6)	(7)	(8)	(9)	(10)	(11)	(12)
TITLE I - - - PORTUGAL - - - TOTAL			\$ 74,693,729		\$ 4,331,880		\$ 70,361,849		\$ 219	\$ -	2,067,000
AIRCRAFT AND AIRCRAFT SPARES.			65,830,007		4,331,854		61,498,153		-	-	2,067,000
F-84 Aircraft w/1 yr Level Spares	ea	100	55,209,054		-	100	55,209,054		-	-	-
F-47 Aircraft w/1 yr Level Spares	ea		6,551,205		4,324,246		2,226,959		-	-	1,567,000
T-6 Aircraft w/1 yr Level Spares	ea	20	604,849		7,608	20	597,241		-	-	500,000
SA-16 Aircraft w/1 yr Level Spares	ea	1	3,194,904		-	1	3,194,904		-	-	-
H-19 Aircraft w/1 yr Level Spares	ea	1	269,995		-	1	269,995		-	-	-
RADIOS AND RADAR.			2,337,812		-		2,337,812		-	-	-
Radar Set, AN/FPS-8	ea	3	873,451		-	3	873,451		-	-	-
VHF Receiver, RC-256	ea	15	62,576		-	15	62,576		-	-	-
VHF Trans, RC-257	ea	15	74,981		-	15	74,981		-	-	-
Radio Set, AN/CPN-4-GCA	ea	1	547,153		-	1	547,153		-	-	-
VHF Dir Finder, AN/CRD-4	ea	7	154,385		-	7	154,385		-	-	-
Radar Set, AN/TPS-100	ea	3	409,480		-	3	409,480		-	-	-
Philco Microwave Relay Equipment	ea	1	181,138		-	1	181,138		-	-	-
Teletype Switchboard	ea		1,502		-		1,502		-	-	-
Teletypewriter, Type TG-26	ea	2	3,348		-	2	3,348		-	-	-
Teletypewriter, Type, EE-97	ea	8	29,798		-	8	29,798		-	-	-
AERONAUTICAL ENGINEERING & OTHER EQUIP & SUPPLIES			6,129,310		26		6,129,284		219	-	-
F-84E Orgnl, Field & Depot Maint Equip & Supplies	sets		1,740,936		-		1,740,936		125	-	-
F-84 E MTU	ea	1	190,000		-	1	190,000		-	-	-
F-47 Orgnl, Field & Depot Maint Equip. & Supplies	set		555,376		-		555,376		94	-	-
F-47 MTU	ea		117		-		117		-	-	-
Miscellaneous	ea		22,256		-		22,256		-	-	-
Truck, Tractor, Wrecking	ea	2	37,292		-	2	37,292		-	-	-
Truck, 4T, 4x4	ea	20	61,380		-	20	61,380		-	-	-
Truck, 6x6, Dump	ea	6	52,278		-	6	52,278		-	-	-
Truck, Fire Crash, Class 155	ea	6	273,600		-	6	273,600		-	-	-
Truck, Fire Pumper, Class 325	ea	3	44,640		-	3	44,640		-	-	-
Truck, Ambulance, 3/4T, 4x4	ea	3	16,710		-	3	16,710		-	-	-
Truck, 7/8T, 6x6, P-1 Crane	ea		45,249		-		45,249		-	-	-
Sweeper, Rotary, 3wh	ea		5,332		-		5,332		-	-	-
Field Lighting Equipment	ea	2	47,563		-	2	47,563		-	-	-
Engineering Equipment for Runway Contr.			2,816,127		26		2,816,101		-	-	-
Training Aids and Films			219,536		-		219,536		-	-	-
Publications for F-47, T-6A, B & C	set		918		-		918		-	-	-
BOMBS, ROCKETS AND MISCEL. AMMUNITION			396,600		-		396,600		-	-	-
Rocket, 5" HVAR			396,600		-		396,600		-	-	-

SPECIAL HANDLING REQUIRED - NOT RELEASABLE TO FOREIGN NATIONALS:

The information contained in this document will not be disclosed to foreign nationals without express approval of the Chief of Staff, USAF.

Approval shall refer specifically to this document or to specific information contained herein.

TABLE 192 - MUTUAL DEFENSE ASSISTANCE PROGRAM - SUPPLY OPERATIONS, F.Y. 1951 - CONTINUED

CUMULATIVE THROUGH 30 JUNE 1951

TITLE COUNTRY CATEGORY AND ITEMS	Unit of Measure	SUPPLY ACTION INITIATED						SHIPMENTS			REPAIR AND REHABILITATION OF EXCESS
		Quantity	Est. Cost of Material Requisitioned	EXCESS STOCK		VALUE OF		Quantity	FROM PORT		
				Quantity	Acquisition Cost	Quantity	Stocks or Procurement		Quantity	Material Cost Excl. Excess	
(1)	(2)	(3)	(4)	(5)	(6)	(7)	(8)	(9)	(10)	(11)	(12)
TITLE I - - - UNITED KINGDOM - - - TOTAL			\$ 225,051,572		\$ 7,834,958		\$ 217,216,614		\$ 308,122	\$ 7,085,340	\$ 11,816,422
<u>AIRCRAFT AND AIRCRAFT SPARES.</u>			80,760,662		7,710,285		73,050,377		240,892	7,085,225	11,816,422
B-29 Aircraft	ea	11	9,315,646	11	6,847,321	11	2,468,325		-	6,847,313	7,255,072
Selected Spare Parts for B-29 Aircraft.			11,224,827		860,292		10,364,535		240,892	235,240	-
P2V5 Aircraft (Truculent Turtle)	ea	52	60,181,330		-	52	60,181,330		-	-	-
Engine, Wright Cyclone, R-1820-97	ea	4	36,187		-	4	36,187		-	-	-
Turbo Superchargers	ea	4	2,672	4	2,672	-	-	4	-	2,672	-
GFP Engines	ea		-		-		-		-	-	4,561,350
<u>RADIOS AND RADAR.</u>			142,112,247		11,926		142,100,321		10,542	93	-
UHF Trans & Rec, AN/ARC-27 and AN/ARA-25	ea	2	8,486		-	2	8,486		-	-	-
VHF Ground UHF Receiver, AN/GRC-27	ea	496	6,602,993		-	496	6,602,993		-	-	-
Ground UHF Trans, AN/GRT-3	ea	677	1,941,645		-	677	1,941,645		-	-	-
Mobile Station, AN/GRD-6	ea	7	8,246,192		-	7	8,246,192		-	-	-
Test Sets, (all types)	ea	13	8,853		-	13	8,853		-	-	-
Panoramic Adaptor, APA-41	ea	6	17,456		-	6	17,456		-	-	-
Radio Compass, AN/GRP-7	ea	677	697,064		-	677	697,064		-	-	-
Radio Set, AN/GRC-32	ea	526	9,067,792		-	526	9,067,792		-	-	-
Control Tower Console, AN/FRC-19	ea	191	4,735,995		-	191	4,735,995		-	-	-
Airborne DF Equipment, AN/APA-24	ea	6	75,848		-	6	75,848		-	-	-
Radar Set, AN/APQ-43 and APG-26	ea	451	72,431,362		3,231	451	72,428,131		8,036	72	-
IFF Equipment, AN/UPX-4	ea	250	9,877,123		-	250	9,877,123		-	-	-
IFF Equipment, AN/APX-6	ea	5,100	13,857,170		-	5,100	13,857,170		-	-	-
Assoc. Test & Maint. Equip. AN/ARA-25 & AN/GRC-27			98,209		-		98,209		-	-	-
Test and Maint. Equipment, AN/CRD-6			593,084		-		593,084		-	-	-
Radar Set, AN/FPS-3	ea	7	7,233,547		-	7	7,233,547		-	-	-
Radar Set, AN/TPS-1D	ea	12	408,935		-		408,935		-	-	-
Radar Set/ AN/TPS-100	ea	12	1,632,007		-	12	1,632,007		-	-	-
IFF Equipment, AN/UPS-6	ea	90	2,926,808		-	90	2,926,808		-	-	-
Rad Set, AN/ANQ-1A	ea	2	12,983		-	2	12,983		-	-	-
Rad Set, AN/GRQ-1	ea	54	173,228		-	43	173,228		-	-	-
Rad Rec Equipment, AN/APR-9	ea	32	563,760		-	32	563,760		-	-	-
Selected Electronics, Spares, Parts, etc.			663,580		8,695		654,885		2,506	21	-
Miscellaneous Equipment			238,127		-		238,127		-	-	-
<u>OTHER AERONAUTICAL EQUIPMENT.</u>			2,178,663		112,747		2,065,916		56,688	22	-
B-29A/C Orngl, Field & Depot Maint. Tools & Equip	sets		408,771		437		408,334		48,722	22	-
P2V5 A/C Depot Maint. Tools and Equipment	sets	1	832,000		-	1	832,000		-	-	-
R2V5 MTU	ea	1	416,000		-	1	416,000		-	-	-
B-29 Aircrew Synthetic Trainers			141,954		112,223		29,731		7,937	-	-
Other Miscellaneous			355,334		83		355,251		-	-	-
Publications	set	17	24,604		4	17	24,600		29	-	-

SPECIAL HANDLING REQUIRED - NOT RELEASABLE TO FOREIGN NATIONALS:

The information contained in this document will not be disclosed to foreign nationals without express approval of the Chief of Staff, USAF.

Approval shall refer specifically to this document or to specific information contained herein.

TABLE 192 - MUTUAL DEFENSE ASSISTANCE PROGRAM - SUPPLY OPERATIONS, F.Y. 1951 - CONTINUED

CUMULATIVE THROUGH 30 JUNE 1951											
TITLE AND COUNTRY (1)	Unit or Measure (2)	SUPPLY ACTION INITIATED						SHIPMENTS			REPAIR AND REHABILITATION OF EXCESS (12)
		Quantity (3)	Est. Cost of Materiel Requisitioned (4)	EXCESS STOCK		VALUE OF		FROM PORT			
				Quantity (5)	Acquisition Cost (6)	Quantity (7)	Stocks or Procurement (8)	Quantity (9)	Materiel Cost Excl. Excess (10)	Acquisi- tion Cost of Excess (11)	
<u>RECAPITULATION</u>											
TITLE II - - - P. Y. 1951			\$ 48,538,420		\$ 249,691		\$ 48,288,729		\$ 623,035	\$ 149,637	\$ -
GREECE.			26,206,283		67,354		26,138,929		219,458	26,790	-
IRAN.			3,562,653		21,908		3,540,745		118,654	13,433	-
TURKEY.			18,769,484		160,429		18,609,055		284,923	109,414	-

SPECIAL HANDLING REQUIRED - NOT RELEASABLE TO FOREIGN NATIONALS:
 The information contained in this document will not be disclosed to foreign nationals without express approval of the Chief of Staff, USAF.
 Approval shall refer specifically to this document or to specific information contained herein.

TABLE 192 -- MUTUAL DEFENSE ASSISTANCE PROGRAM -- SUPPLY OPERATIONS, F.Y. 1951 -- CONTINUED

CUMULATIVE THROUGH 30 JUNE 1951

TITLE COUNTRY CATEGORY AND ITEMS	Unit of Measure	SUPPLY ACTION INITIATED						SHIPMENTS			REPAIR AND REHABILITATION OF EXCESS
		Quantity	Ext. Cost of Materiel Requisitioned	EXCESS STOCKS		VALUE OF		FROM PORT			
				Quantity	Acquisition Cost	Quantity	Stocks or Procurement	Quantity	Materiel Cost Excl. Excess	Acquisi- tion Cost of Excess	
(1)	(2)	(3)	(4)	(5)	(6)	(7)	(8)	(9)	(10)	(11)	(12)
TITLE II - - - GREECE - - - TOTAL			\$ 26,206,283		\$ 67,354		\$ 26,138,929		\$ 219,458	\$ 26,790	\$ -
AIRCRAFT AND AIRCRAFT SPARES.			14,553,185		44,326		14,508,859		144,704	11,261	-
F-84 Aircraft	ea	27	12,466,310		1,332	27	12,464,978		-	-	-
T-33 Aircraft	ea	3	662,426		-	3	662,426		-	-	-
Selected Spares			1,234,449		42,994		1,191,455		144,704	11,261	-
F-84 MTU	ea	1	190,000		-	1	190,000		-	-	-
RADIOS AND RADAR.			164,043		17,969		146,074		19,335	15,137	-
Radio Set, AN/TRC-7	ea	30	62,563		-	30	62,563		-	-	-
Trans, Receivers, Test Equipment (U.S.)			54,861		1,256		53,605		10,730	-	-
Communications Spares			46,619		16,713		29,906		8,605	15,137	-
OTHER AERONAUTICAL EQUIPMENT.			1,985,122		5,059		1,980,063		7,844	392	-
Sadn. Orgnl. Equipment for (36)F-84(3)T-33 A/C			486,277		-		486,277		63	-	-
GHE Spares Spec. Tools & Shop Equipment			214,799		-		214,799		565	-	-
Photo Equipment, Spares and Supplies			217,652		5,058		212,594		7,216	392	-
Air Rescue Equipment and Spares			7,397		-		7,397		-	-	-
Boat Rescue, Type D - 63 Ft	ea	4	645,148		-	4	645,148		-	-	-
Personal Flying Clothing and Qipment (US)			150,540		-		150,540		-	-	-
TATO Units	ea	129	35,840		-	129	35,840		-	-	-
Publications, Training Films and Aids (US)			227,469		1		227,468		-	-	-
ENGINEERING EQUIPMENT AND SUPPLIES.			6,270,227		-		6,270,227		40,399	-	-
Truck, Fire Crash	ea	9	432,403		-	9	432,403		-	-	-
Truck, 3 1/4 T Cargo	ea	56	496,108		-	56	496,108		-	-	-
Truck, 3/4 T	ea	30	129,120		-	30	129,120		-	-	-
Truck, 1/2 T 4x4 - Command Recon	ea	25	76,725		-	25	76,725		-	-	-
Truck, 3/4 T, 4x4 - Ambulance	ea	5	27,850		-	5	27,850		-	-	-
Truck, 2 1/2 T, 6x6 - Water	ea	21	212,912		-	21	212,912		-	-	-
Truck, 2 1/2 T, 6x6 - Bomb Ser	ea	3	44,775		-	3	44,775		-	-	-
Truck, 2 1/2 T, Cargo, M-35	ea	75	541,575		-	75	541,575		-	-	-
Truck, 5T, Cargo, M-41	ea	15	227,910		-	15	227,910		-	-	-
Truck, Fork Lift, 2T	ea	2	12,400		-	2	12,400		-	-	-
Truck, 4T, 6x6, Wrecker	ea	3	55,938		-	3	55,938		-	-	-
Trailer, Fuel Servicing			344		-		344		-	-	-
Trailer, 1T, 2wh, Water	ea	6	11,088		-	6	11,088		-	-	-
Trailer, Bomb, M-5	ea	6	11,412		-	6	11,412		-	-	-
Trailer, 1 1/2 T, 2wh, Water	ea	10	18,480		-	10	18,480		-	-	-
Tractor, Towing	ea	3	5,141		-	3	5,141		-	-	-
Bus, 29 Passenger, 4x2 1 1/2 T	ea	10	48,875		-	10	48,875		-	-	-
Bus, 37 Passenger, Truck Chassis	ea	16	134,000		-	16	134,000		-	-	-

TABLE 192 - MUTUAL DEFENSE ASSISTANCE PROGRAM - SUPPLY OPERATIONS, F.Y. 1951 - CONTINUED

25309 O - 52 - 25

TITLE II - - - GREECE - - - CONTINUED

	(1)	(2)	(3)	(4)	(5)	(6)	(7)	(8)	(9)	(10)	(11)	(12)
ENGINEERING EQUIPMENT AND SUPPLIES (CONTINUED)												
Carrier, Personnel, 5-Passenger	ea	3		\$ 5,406		\$ -	3	\$ 5,406		\$ -	\$ -	\$ -
Station Wagon, 2T, 4x4	ea	18		35,874		-	18	35,874		-	-	-
Motorcycle, Solo, Model WLA	ea	24		23,688		-	24	23,688		-	-	-
Machine Shop Equipment and Tools				80,362		-		80,362		-	-	-
Spares - for Vehicles on Hand				380,464		-		380,464		40,399	-	-
Navy 1D1-5 Ammo. Shed 20x50	ea	24		81,600		-	24	81,600		-	-	-
Fuel Storage System, (1,200,000 Gal.)	ea	1		1,894,949		-	1	1,894,949		-	-	-
Miscel. Engineer Supplies				70,789		-		70,789		-	-	-
Loader, Aggregate	ea	2		26,640		-	2	26,640		-	-	-
Crushing and Screening Plant	ea	2		82,980		-	2	82,980		-	-	-
Crane, Revolving, Boom Ext.	ea	2		60,116		-	2	60,116		-	-	-
Lubricator	ea	2		8,580		-	2	8,580		-	-	-
Ditching Machine	ea	1		13,543		-	1	13,543		-	-	-
Generator	ea	4		28,800		-	4	28,800		-	-	-
Generator, and Charging Plant (oxygen)	ea	1		91,500		-	1	91,500		-	-	-
Roller, Road, 2 Wheel	ea	2		4,200		-	2	4,200		-	-	-
Pumps, Asphalt	ea	3		12,648		-	3	12,648		-	-	-
Truck, Van Type, Maintenance Shop	ea	3		57,093		-	3	57,093		-	-	-
Truck, Pump, 10 Cu Yd	ea	20		217,825		-	20	217,825		-	-	-
Asphalt	drum	5,000		263,700		-	5,000	263,700		-	-	-
Barbed Wire				20,700		-		20,700		-	-	-
Range, Oil Burning	ea	2		1,837		-	2	1,837		-	-	-
Fire Fighting Equipment and Supplies				9,824		-		9,824		-	-	-
Construction Mat. and Spares				11,695		-		11,695		-	-	-
Poles, 36' Wood, Creosoted	ea	200		5,600		-	200	5,600		-	-	-
Transit Shed 40' X 100' X 14'	ea	30		126,000		-	30	126,000		-	-	-
Ammo. Hut, 20' x 40' (Navy 1D1-5)	ea	40		70,000		-	40	70,000		-	-	-
Portable Steel Barracks	ea	40		96,000		-	40	96,000		-	-	-
Hose Carts	ea			524		-		524		-	-	-
Spares for Construction Equipment on Hand				234		-		234		-	-	-
BOMBS, ROCKETS AND MISCEL AMMUNITION.				2,919,452		-		2,919,452		7,176	-	-
Bombs, GP, 1000 lbs	ea	640		203,911		-	640	203,911		-	-	-
Bomb, Practice, 100 lbs	ea	5,453		92,716		-	5,453	92,716	448	7,176	-	-
Bomb, Practice, 3 lbs	ea	5,462		13,764		-	5,462	13,764		-	-	-
Bomb, Practice, Min	ea	4,000		8,080		-	4,000	8,080		-	-	-
Rockets, 5" HVAR	ea	8,612		1,179,920		-	8,612	1,179,920		-	-	-
Sheet Steel for Mfr of Napalm	ea	1,777		32,000		-	1,777	32,000		-	-	-
Sol. Bursting and Fuzes (US)				2,893		-		2,893		-	-	-
Sol. Hand Grenades (US)	ea	1,500		3,000		-		3,000		-	-	-
Cartridges, 38 Cal.	rds	15,000		600		-	15,000	600		-	-	-
Small Arms and Machine Gun Ammo 45 Cal.	rds	350,000		21,024		-	350,000	21,024		-	-	-
Artillery Ammo, 40 MM	rds	161,875		1,295,000		-	161,875	1,295,000		-	-	-
Artillery Practice Ammo, 40 MM	rds	610		7,320		-	610	7,320		-	-	-
Miscellaneous Ordnance				59,224		-		59,224		-	-	-
WEAPONS (ARTILLERY)				294,680		-		294,680		-	-	-
Gun, Auto. 40MM, M1, w/carriage & Fire Control.	ea	32		294,680		-	32	294,680		-	-	-
MEDICAL EQUIPMENT AND SUPPLIES.				19,574		-		19,574		-	-	-

SPECIAL HANDLING REQUIRED - NOT RELEASABLE TO FOREIGN NATIONALS:
 The information contained in this document will not be disclosed to foreign nationals without express approval of the Chief of Staff, USAF.
 Approval shall refer specifically to this document or to specific information contained herein.

TABLE 192 - MUTUAL DEFENSE ASSISTANCE PROGRAM - SUPPLY OPERATIONS, F.Y. 1951 - CONTINUED

CUMULATIVE THROUGH 30 JUNE 1951											
TITLE COUNTRY CATEGORY AND ITEMS	Unit of Measure	SUPPLY ACTION INITIATED						SHIPMENTS			REPAIR AND REHABILITATION OF EXCESS
		Quantity	Ext. Cost of Materiel Requisitioned	EXCESS STOCKS		VALUE OF		FROM PORT			
				Quantity	Acquisition Cost	Quantity	Stocks or Procurement	Quantity	Materiel Cost Excl. Excess	Acquisi- tion Cost of Excess	
(1)	(2)	(3)	(4)	(5)	(6)	(7)	(8)	(9)	(10)	(11)	(12)
TITLE II - - - IRAN - - - TOTAL			\$ 3,562,653		\$ 21,908		\$ 3,540,745		\$ 118,654	\$ 13,433	\$ -
AIRCRAFT AND AIRCRAFT SPARES	ea	5	3,382,740		17,943	5	3,364,797		102,883	13,409	-
C-47 A Aircraft			583,820		-		583,820		-	-	-
Selected Spare Parts for (43)F-47, (11)C-47, (30)T-13 and (13)T-6 Aircraft			2,798,920		17,943		2,780,977		102,883	13,409	-
OTHER AERONAUTICAL EQUIPMENT			179,913		3,965		175,948		15,771	24	-
Selected Machines and Machine Supplies			1,008		-		1,008		-	-	-
Selected Spares for Accessory Overhaul			454		-		454		-	-	-
Selected Depot Maintenance Tools			31,077		24		31,053		4,325	24	-
Selected Inst. Overhaul Parts			262		-		262		-	-	-
Overhaul Parts for 15 ea, R-1830-92 Engines			34,313		420		33,893		-	-	-
Overhaul Parts for 10 ea, R-680-17 Engines			10,600		1,103		9,497		-	-	-
Overhaul Parts for 20 ea, R-1340-AN-1 Engines			40,781		1,848		38,933		-	-	-
Aerial Cameras and Equipment	ea	4	2,414		570	4	1,844		-	-	-
Carbon Dioxide, 50 lb Cyl.	ea	50	1,785		-	50	1,785		-	-	-
Fire Fighting, Auxiliary Equipment and Supplies for 8 ea, Fog and Foam Units			13,000		-		13,000		307	-	-
Selected Lumber for Trainer Aircraft			4,923		-		4,923		2,257	-	-
Maintenance Parts for 24 Special Purpose Vehicles			39,296		-		39,296		8,882	-	-

SPECIAL HANDLING REQUIRED - NOT RELEASABLE TO FOREIGN NATIONALS:
The information contained in this document will not be disclosed to foreign nationals without express approval of the Chief of Staff, USAF. Approval shall refer specifically to this document or to specific information contained herein.

TABLE 192 - MUTUAL DEFENSE ASSISTANCE PROGRAM - SUPPLY OPERATIONS, F.Y. 1951 - CONTINUED

CUMULATIVE THROUGH 30 JUNE 1951											
TITLE COUNTRY CATEGORY AND ITEMS	Unit of Measure	SUPPLY ACTION INITIATED						SHIPMENTS			REPAIR AND REHABILITATION OF EXCESS
		Quantity	Est. Cost of Materiel Requisitioned	EXCESS STOCKS		VALUE OF		FROM PORT			
				Quantity	Acquisition Cost	Quantity	Stocks or Procurement	Quantity	Materiel Cost Excl. Excess	Acquisition Cost of Excess	
(1)	(2)	(3)	(4)	(5)	(6)	(7)	(8)	(9)	(10)	(11)	(12)
TITLE II - - - TURKEY - - - TOTAL			\$ 18,769,484		\$ 160,429		\$ 18,609,055		\$ 284,923	\$ 109,414	\$ -
AIRCRAFT AND AIRCRAFT SPARES			16,459,675		147,008		16,312,667		259,400	109,289	-
F-84 Aircraft	ea	40	14,498,142		-	40	14,498,142		-	-	-
T-33 Aircraft	ea	3	663,878		-	3	663,878		-	-	-
Selected Spare Parts for Aircraft on Hand			1,297,655		147,008		1,150,647		259,400	109,289	-
RADIOS AND RADAR			758,818		7,667		751,151		470	-	-
Radio Receiver - 204535.5-BX28	ea	15	13,500		-	15	13,500		-	-	-
Radio Set, AN/TRC-1.4	ea	10	38,220		-	10	38,220		-	-	-
Trailer, K-37A	ea	4	6,087		-	4	6,087		-	-	-
Miscel. Radio Equipment Tubes and Supplies			19,350		7,667		11,683		470	-	-
Radar Set, AN/TPS-10B			681,661		-		681,661		-	-	-
OTHER AERONAUTICAL EQUIPMENT			1,076,982		1,504		1,075,478		21,238	125	-
Air Depot Tools, Shop and Test Equipment			55,790		11		55,779		13	11	-
Ground Landing Equipment			39,819		-		39,819		-	-	-
Trailer, Oxygen Servicing	ea	15	52,753		-	15	52,753	2	5,787	-	-
Photographic Equipment and Supplies			52,466		1,320		51,146		312	26	-
Meteorological Equipment and Supplies			42,792		-		42,792		-	-	-
Training Aids			222,093		-		222,093		245	-	-
Miscellaneous Air Force Items			49,990		173		49,817		14,881	88	-
Selected Spares for AF Spec. Purpose Vehicles			18,230		-		18,230		-	-	-
Orgnl. Maintenance, Tools and Equipment for F-84 G and T-33 Aircraft			543,049		-		543,049		-	-	-
BOMBS, ROCKETS, AND MISCEL. AMMO			165,000		-		165,000		-	-	-
Rockets, 5" HVAR	ea	6,875	165,000		-	6,875	165,000		-	-	-
OTHER EQUIPMENT AND SUPPLIES			274,867		4,250		270,617		3,815	-	-
Selected Spare Parts for General and Special Purpose Vehicles			237,801		-		237,801		1,199	-	-
Tractor Tug, Warehouse, 3300D.P.	ea	3	4,445		4,250		195		-	-	-
Miscel. Office, Warehouse and Administrative Supplies			32,621		-		32,621		2,616	-	-
MEDICAL EQUIPMENT AND SUPPLIES			2,262		-		2,262		-	-	-
CHEMICAL EQUIPMENT AND SUPPLIES			31,880		-		31,880		-	-	-

SPECIAL HANDLING REQUIRED - NOT RELEASABLE TO FOREIGN NATIONALS:
 The information contained in this document will not be disclosed to foreign nationals without express approval of the Chief of Staff, USAF.
 Approval shall refer specifically to this document or to specific information contained herein.

TABLE 192 - MUTUAL DEFENSE ASSISTANCE PROGRAM - SUPPLY OPERATIONS, F.Y. 1951 - CONTINUED

CUMULATIVE THROUGH 30 JUNE 1951											
TITLE AND COUNTRY (1)	Unit of Measure (2)	SUPPLY ACTION INITIATED						SHIPMENTS			REPAIR AND REHABILITATION OF EXCESS (12)
		Quantity (3)	Est. Cost of Materiel Requisition (4)	EXCESS STOCKS		VALUE OF		FROM PORT			
				Quantity (5)	Acquisition Cost (6)	Quantity (7)	Stocks or Procurement (8)	Quantity (9)	Materiel Cost Excl. Excess (10)	Acquisi- tion Cost of Excess (11)	
<u>RECAPITULATION</u>											
TITLE III - - - F. Y. 1951			\$ 57,799,027		\$ 791,585		\$ 57,007,442		\$ 14,975,649	\$ 648,716	\$ 2,506,050
FORMOSA			3,812,736		27,255		3,785,481		-	-	2,284,800
FRENCH INDO-CHINA			36,722,648		89,541		36,633,107		14,310,113	52,583	-
KOREA (OVERSEAS TRANSFER)			529,420		529,420		-		-	529,420	210,000
PHILIPPINES			1,902,213		131,220		1,770,993		665,536	66,713	11,250
THAILAND			14,832,010		14,149		14,817,861		-	-	-

SPECIAL HANDLING REQUIRED - NOT RELEASABLE TO FOREIGN NATIONALS:

The information contained in this document will not be disclosed to foreign nationals without express approval of the Chief of Staff, USAF.

Approval shall refer specifically to this document or to specific information contained herein.

TABLE 192 - MUTUAL DEFENSE ASSISTANCE PROGRAM - SUPPLY OPERATIONS, F.Y. 1951 - CONTINUED

CUMULATIVE THROUGH 30 JUNE 1951

TITLE COUNTRY CATEGORY AND ITEMS	Unit of Measure	SUPPLY ACTION INITIATED						SHIPMENTS			REPAIR AND REHABILITATION OF EXCESS
		Quantity	Est. Cost of Material Requisitioned	EXCESS STOCK		VALUE OF		FROM PORT			
				Quantity	Acquisition Cost	Quantity	Stocks or Procurement	Quantity	Material Cost Excl. Excess	Acquisition Cost of Excess	
(1)	(2)	(3)	(4)	(5)	(6)	(7)	(8)	(9)	(10)	(11)	(12)
TITLE III - - - FORMOSA - - - TOTAL			\$ 3,812,736		\$ 27,255		\$3,785,481		\$ -	\$ -	\$ 2,284,800
AIRCRAFT AND AIRCRAFT SPARES.			<u>975,624</u>		<u>27,255</u>		<u>948,369</u>		-	-	<u>2,284,800</u>
F-47N Aircraft	ea	78	-		-		-		-	-	2,074,000
Engines, R-2800-51	ea	68	-		-		-		-	-	210,800
Engines, V-1650-7	ea	46	807,668			46	807,668				
Selected Spare Parts for Engines Listed Above			154,764		27,255		127,509				
Selected Spare Parts for Aircraft on Hand			13,192		-		13,192				
OTHER AERONAUTICAL EQUIPMENT.			<u>585,378</u>		-		<u>585,378</u>		-	-	-
Power Unit PE-205, 3E4600-205	ea	16	82,656			16	82,656				
Power Unit PE-215, 3E4600-215	ea	50	475,500			50	475,500				
Selected Field Maint Tools and Equipment			27,222				27,222				
RADIOS AND RADAR.			<u>804,703</u>		-		<u>804,703</u>		-	-	-
Radio Set, AR/FRC-1	ea	60	210,584			60	210,584				
Radio Transmitter, 32RA	ea	200	312,000			200	312,000				
Radio Receiver - R-42	ea	200	180,000			200	180,000				
T/4 FRC Units	ea	40	60,000			40	60,000				
T/4 Modulator, MD1/FRC	ea	10	9,179			10	9,179				
Rectifier for T/4 Unit, PPI/FRC	ea	10	17,004			10	17,004				
Radio, T/5/FRC - XMR	ea	10	15,936			10	15,936				
WIRE COMMUNICATIONS			<u>797,380</u>		-		<u>797,380</u>		-	-	-
Switchboard, RD-72, 4C-9972	ea	40	11,904			40	11,904				
Telephone Control Office Sets	ea	70	387,672			70	387,672				
Telephone Terminal Set	ea	16	77,107			16	77,107				
Carrier Equipment	ea	12	62,294			12	62,294				
Telephone, TA/156V	ea	500	16,800			500	16,800				
Telephone, EE-8, 4B 5008	ea	3,000	166,320			3,000	166,320				
Teletypewriter, Models 15 and 19	ea	24	55,195			24	55,195				
TU-26A Reperator Typing, 4T12-1A-1	ea	12	20,088			12	20,088				
ENGINEERING EQUIPMENT AND SUPPLIES.			<u>47,469</u>		-		<u>47,469</u>		-	-	-
Crane, 14 to 18 Ton, Model 1B	ea	1	47,469			1	47,469				
BOMBS, ROCKETS AND MISC. AMMUNITION			<u>602,182</u>		-		<u>602,182</u>		-	-	-
Selected Bombs, Rockets and Misc. Ammo			489,540				489,540				
Cartridge, Cal. 30 (all types)	M	900	74,400			900	74,400				
Cartridge, Cal. 45	M	100	6,000			100	6,000				
Cartridge, Cal. 50	M	100	29,500			100	29,500				
Cartridge, Signal	ea	2,120	2,742			2,120	2,742				

SPECIAL HANDLING REQUIRED - NOT RELEASABLE TO FOREIGN NATIONALS:
 The information contained in this document will not be disclosed to foreign nationals without express approval of the Chief of Staff, USAF. Approval shall refer specifically to this document or to specific information contained herein.

TABLE 192 - MUTUAL DEFENSE ASSISTANCE PROGRAM - SUPPLY OPERATIONS, F.Y. 1951 - CONTINUED

TITLE COUNTRY CATEGORY AND ITEMS	Unit of Measure	SUPPLY ACTION INITIATED						SHIPMENTS			REPAIR AND REHABILITATION OF EXCESS
		Quantity	Est. Cost of Material Requisitioned	EXCESS STOCK		VALUE OF		FROM PORT			
				Quantity	Acquisition Cost	Quantity	Stocks or Procurement	Quantity	Material Cost Excl. Excess	Acquisi- tion Cost of Excess	
(1)	(2)	(3)	(4)	(5)	(6)	(7)	(8)	(9)	(10)	(11)	(12)
TITLE III - - FRENCH INDO-CHINA - - TOTAL			\$ 36,722,648		\$ 89,541		\$ 36,633,107		\$14,310,113	\$ 52,583	\$ -
<u>AIRCRAFT AND AIRCRAFT SPARES.</u>			20,108,294		57,676		20,050,618		14,200,064	45,014	-
F-8F Aircraft	ea	90	8,550,000		-	90	8,550,000	90	8,550,000	-	-
B-26 Aircraft	ea	30	7,796,335		57,316		7,739,019	25	5,649,974	45,014	-
Ordnance and Airframe Spares 50% Spare Engine and Maintenance Equipment			3,499,326		-		3,499,326		-	-	-
Selected Spare Parts for Equipment on Hand			262,633		360		262,273		90	-	-
<u>OTHER AERONAUTICAL EQUIPMENT.</u>			801,348		31,865		769,483		110,049	7,569	-
Selected Maint. Equipment and Supplies			496,414		31,865		464,549		110,049	7,569	-
Fuel Servicing Unit, F-2A Complete with Spares, Tractor, Trailer and 1-3 Dolly	ea	10	304,934		-		304,934		-	-	-
<u>RADIOS AND RADAR.</u>			512,079		-		512,079		-	-	-
AN/CRD-5	ea	9	484,332		-	9	484,332		-	-	-
Other Radio and Radar Sets Equipment and Spares			27,747		-		27,747		-	-	-
<u>ORDNANCE EQUIPMENT AND SUPPLIES</u>			14,411,484		-		14,411,484		-	-	-
Small Arms and M.G. Ammo			5,339,714		-		5,339,714		-	-	-
Bombs, Rockets and Misc. Ammo			9,071,770		-		9,071,770		-	-	-
<u>P O L</u>			889,443		-		889,443		-	-	-

SPECIAL HANDLING REQUIRED - NOT RELEASABLE TO FOREIGN NATIONALS:

The information contained in this document will not be disclosed to foreign nationals without express approval of the Chief of Staff, USAF.

Approval shall refer specifically to this document or to specific information contained herein.

TABLE 192 - MUTUAL DEFENSE ASSISTANCE PROGRAM - SUPPLY OPERATIONS, F.Y. 1951 -- CONTINUED

CUMULATIVE THROUGH 30 JUNE 1951											
TITLE COUNTRY CATEGORY AND ITEMS	Unit of Measure	SUPPLY ACTION INITIATED						SHIPMENTS			REPAIR AND REHABILITATION OF EXCESS
		Quantity	Est. Cost of Materiel Requisitioned	EXCESS STOCK		VALUE OF		FROM PORT			
				Quantity	Acquisition Cost	Quantity	Stocks or Procurement	Quantity	Materiel Cost Excl. Excess	Acquisi- tion Cost of Excess	
(1)	(2)	(3)	(4)	(5)	(6)	(7)	(8)	(9)	(10)	(11)	(12)
TITLE III - - KOREA (OVERSEAS TRANSFER) - TOTAL			\$ 529,420		\$ 529,420		\$ -		\$ -	\$ 529,420	\$ 210,000
AIRCRAFT AND AIRCRAFT SPARES.			529,420		529,420		-		-	529,420	210,000
F-51 Aircraft	ea	10	529,420	10	529,420		-	10	-	529,420	210,000

SPECIAL HANDLING REQUIRED - NOT RELEASABLE TO FOREIGN NATIONALS:
 The information contained in this document will not be disclosed to foreign nationals without express approval of the Chief of Staff, USAP.
 Approval shall refer specifically to this document or to specific information contained herein.

TABLE 192 - MUTUAL DEFENSE ASSISTANCE PROGRAM - SUPPLY OPERATIONS, F.Y. 1951 - CONTINUED

CUMULATIVE THROUGH 30 JUNE 1951											
TITLE COUNTRY CATEGORY AND ITEMS	Units of Measure	SUPPLY ACTION INITIATED						SHIPMENTS			REPAIR AND REHABILITATION OF EXCESS
		Quantity	Est. Cost of Material Requisitioned	EXCESS STOCKS		VALUE OF		FROM PORT			
				Quantity	Acquisition Cost	Quantity	Stocks or Procurement	Quantity	Material Cost Excl. Excess	Acquisition Cost of Excess	
(1)	(2)	(3)	(4)	(5)	(6)	(7)	(8)	(9)	(10)	(11)	(12)
TITLE III - - PHILIPPINES - - TOTAL			\$ 1,902,213		\$ 131,220		\$ 1,770,993		\$ 665,536	\$ 66,713	\$ 11,250
AIRCRAFT AND AIRCRAFT SPARES			977,903		76,321		901,582		505,645	40,854	11,250
Misc. Selected Spare Parts and Engines			977,903		76,321		901,582		505,645	40,854	11,250
ELECTRONIC AND OTHER SIGNAL EQUIPMENT.			153,062		-		153,062		-	-	-
Radios and Radar			96,705		-		96,705		-	-	-
Wire Communications.			56,357		-		56,357		-	-	-
ENGINEERING AND OTHER EQUIPMENT AND SUPPLIES . .			638,031		54,899		583,132		159,891	25,859	-
Selected Maint. Tools, Equip and Engine Spares			206,672		54,899		151,773		100,890	25,859	-
Truck, 1/4T 4x4	ea	30	92,070		-	30	92,070		-	-	-
Truck, 2 1/2T, 6x6	ea	9	77,103		-	9	77,103		-	-	-
Misc Trucks, 3/4T, 4x4	ea	12	56,418		-	12	56,418		-	-	-
Misc Trucks, Trailers and Equipment.			129,872		-		129,872		59,001	-	-
Trailers, Misc Types	ea	20	28,720		-		28,720		-	-	-
Misc Engineering Equipment and Supplies.			47,176		-		47,176		-	-	-
BOMBS, ROCKETS AND MISC AMMUNITION			49,070		-		49,070		-	-	-
MISC. ORDNANCE EQUIPMENT			8,300		-		8,300		-	-	-
QUARTERMASTER EQUIPMENT AND SUPPLIES			8,825		-		8,825		-	-	-
MEDICAL EQUIPMENT AND SUPPLIES			67,022		-		67,022		-	-	-

SPECIAL HANDLING REQUIRED - NOT RELEASABLE TO FOREIGN NATIONALS:
 The information contained in this document will not be disclosed to foreign nationals without express approval of the Chief of Staff, USAF.
 Approval shall refer specifically to this document or to specific information contained herein.

TABLE 192 - MUTUAL DEFENSE ASSISTANCE PROGRAM - SUPPLY OPERATIONS, F.Y. 1951 - CONTINUED

CUMULATIVE THROUGH 30 JUNE 1951											
TITLE COUNTRY CATEGORY AND ITEMS	Unit of Measure	SUPPLY ACTION INITIATED						SHIPMENTS			REPAIR AND REGULATION OF EXCESS
		Quantity	Est. Cost of Materiel Requisitioned	EXCESS STOCKS		VALUE OF		FROM PORT			
				Quantity	Acquisition Cost	Quantity	Stocks or Procurement	Quantity	Materiel Cost Excl. Excess	Acquisi- tion Cost of Excess	
(1)	(2)	(3)	(4)	(5)	(6)	(7)	(8)	(9)	(10)	(11)	(12)
TITLE III - - THAILAND - - TOTAL			\$ 14,832,010		\$ 14,149		\$ 14,817,861		\$ -	\$ -	\$ -
AIRCRAFT AND AIRCRAFT SPARES	ea	86	11,707,132		14,149		11,692,983		-	-	-
F-8F Aircraft			11,513,800		-	86	11,513,800		-	-	-
Selected Spares for Aircraft on Hand			193,332		14,149		179,183		-	-	-
OTHER AERONAUTICAL EQUIPMENT			1,968,242		-		1,968,242		-	-	-
Unit T/O and E Equipment for (3) Fighter Sgds			725,670		-		725,670		-	-	-
Unit T/O and E Equipment for (2) Maint Sgds .	ea	300	1,163,072		-	300	1,163,072		-	-	-
Parachutes, Seat and Bock Type			79,500		-		79,500		-	-	-
ORDNANCE EQUIPMENT AND SUPPLIES.			1,156,636		-		1,156,636		-	-	-
Small Arms and Machine Guns			39,024		-		39,024		-	-	-
Bombs, Rockets and Misc Ammo			1,117,612		-		1,117,612		-	-	-

SPECIAL HANDLING REQUIRED - NOT RELEASABLE TO FOREIGN NATIONALS:

The information contained in this document will not be disclosed to foreign nationals without express approval of the Chief of Staff, USAF.

Approval shall refer specifically to this document or to specific information contained herein.

TABLE 192 - MUTUAL DEFENSE ASSISTANCE PROGRAM - SUPPLY OPERATIONS, F.Y. 1951 - CONTINUED

CUMULATIVE THROUGH 30 JUNE 1951											
TITLE COUNTRY CATEGORY AND ITEMS	Units of Measure	SUPPLY ACTION INITIATED						SHIPMENTS			REPAIR AND REHABILITATION OF EXCESS
		Quantity	Est. Cost of Material Requisitioned	EXCESS STOCKS		VALUE OF		FROM PORTS			
				Quantity	Acquisition Cost	Quantity	Stocks or Procurement	Quantity	Material Cost Excl. Excess	Acquisi- tion Cost of Excess	
(1)	(2)	(3)	(4)	(5)	(6)	(7)	(8)	(9)	(10)	(11)	(12)
Reimbursable - - - CANADA - - - TOTAL			\$ 2,186		\$ 150		\$ 2,036		\$ -	\$ -	\$ -
<u>AERONAUTICAL EQUIPMENT.</u>			786		150		636		-	-	-
Publications.			112		-		112		-	-	-
Spares for Cletrac Tractor, M-2	ea		194		-		194		-	-	-
Trainers, Type O-1 1100-851870.		2	330		-	2	330		-	-	-
Link Assembly Glider.	ea	150	150	150	150		-		-	-	-
<u>BOMBS, ROCKETS AND MISC AMMUNITION.</u>			1,400		-		1,400		-	-	-
Rockets, 2.75" MKI Model O, Insert Heads.			1,400		-		1,400		-	-	-
Reimbursable - CANADA - F.Y. 1951 - TOTAL (F-86 GPP PROGRAM)			69,336,907		-		69,336,907		2,939,565	-	-
<u>AIRCRAFT AND AIRCRAFT PARTS</u>			69,336,907		-		69,336,907		2,939,565	-	-
GPP for F-86 Aircraft			69,336,907		-		69,336,907		2,939,565	-	-

SPECIAL HANDLING REQUIRED - NOT RELEASABLE TO FOREIGN NATIONALS:
 The information contained in this document will not be disclosed to foreign nationals without express approval of the Chief of Staff, USAF.
 Approval shall refer specifically to this document or to specific information contained herein.

TABLE 193 - SUMMARY-MUTUAL DEFENSE ASSISTANCE PROGRAM - FY 1951

TITLE AND COUNTRY	CUMULATIVE THROUGH 30 JUNE 1951					
	SUPPLY ACTION INITIATED			SHIPMENTS FROM PORT		REPAIR AND REHABILITATION OF EXCESS
	Est. Cost of Materiel Requisitioned	EXCESS STOCK Acquisition Cost	VALUE OF Stocks or Procurement	Materiel Cost - excl. of Excess	Acquisition Cost of Excess	
<u>TOTAL</u>	<u>\$1,486,398,243</u>	<u>\$ 23,116,522</u>	<u>\$1,463,283,970</u>	<u>\$ 26,559,611</u>	<u>\$ 17,100,994</u>	<u>\$ 19,266,476</u>
<u>TITLE - I</u>	<u>1,310,721,703</u>	<u>22,075,096</u>	<u>1,288,646,607</u>	<u>8,021,362</u>	<u>16,302,641</u>	<u>16,760,426</u>
Belgium	157,046,609	28,105	157,018,504	1,230,636	12,704	-
Denmark	62,391,579	69,890	62,321,689	3,073	-	-
France	341,849,007	398,362	341,450,645	3,986,161	86,042	1,373,604
Italy	129,851,132	9,338,585	120,512,547	350,078	9,115,340	1,503,400
Netherlands	118,661,842	52,860	118,608,982	1,022,350	3,215	-
Norway	104,325,333	20,456	104,304,877	1,120,723	-	-
Portugal	74,693,729	4,331,880	70,361,849	219	-	2,067,000
United Kingdom	225,051,572	7,834,958	217,216,614	308,122	7,085,340	11,816,422
Facilities	96,850,000	-	96,850,900	-	-	-
<u>TITLE - II</u>	<u>48,538,420</u>	<u>249,691</u>	<u>48,288,729</u>	<u>623,035</u>	<u>149,637</u>	<u>-</u>
Greece	26,206,283	67,354	26,138,929	219,458	26,790	-
Iran	3,562,653	21,908	3,540,745	118,654	13,433	-
Turkey	18,769,484	160,429	18,609,055	248,923	109,414	-
<u>TITLE - III</u>	<u>57,599,027</u>	<u>791,585</u>	<u>57,007,442</u>	<u>14,975,649</u>	<u>648,716</u>	<u>2,506,050</u>
Formosa	3,812,736	27,255	3,785,481	-	-	2,284,800
French Indo-China	36,722,648	89,541	36,633,107	14,310,113	52,583	-
Korea (O/S Transfers)	529,420	529,420	-	-	529,420	210,000
Phillippines	1,902,213	131,220	1,770,993	665,536	66,713	11,250
Thailand	14,832,010	14,149	14,817,861	-	-	-
<u>REIMBURSABLE</u>	<u>69,339,093</u>	<u>150</u>	<u>69,341,129</u>	<u>2,939,565</u>	<u>-</u>	<u>-</u>
Canada	69,339,093	150	69,341,129	2,939,565	-	-

SPECIAL HANDLING REQUIRED - NOT RELEASABLE TO FOREIGN NATIONALS :

The information contained in this document will not be disclosed to foreign nationals without express approval of the Chief of Staff, USAP.

Approval shall refer specifically to this document or to specific information contained herein.

TABLE 194.- REPORT OF MUTUAL DEFENSE ASSISTANCE COUNTRIES ON AIRCRAFT PROVIDED BY USAF-F.Y. 1951

Inventory and Flying Time data reflected in this table include all corrections and adjustments received to date and therefore will not necessarily agree with data previously published in SS-A13,MDAP report of Aircraft & Flying Time.

AIRCRAFT AND COUNTRY	DATE	TOTAL AIRCRAFT ON HAND	NUMBER OF ACTIVE AIRCRAFT			TOTAL HOURS FLOWN	FLYING HOURS OF ACTIVE AIRCRAFT		
			Total	Training	Other		Total	Training	Other
BELGIUM (I)									
<u>1951</u>									
F-84	April	4	3	-	3	35	35	-	35
	May	4	3	-	3	70	70	-	70
	June	4	3	-	3	70	70	-	70
C-47	April	40	39	-	39	544	544	-	544
	May	40	36	-	36	543	543	-	543
	June	40	36	-	36	543	543	-	543
T-6	April	82	50	50	-	869	869	869	-
	May	81	49	49	-	1,029	1,008	1,008	-
	June	81	49	49	-	1,029	1,008	1,008	-
DENMARK (I)									
<u>1951</u>									
F-84	← No report received for April, May, June. →								
T-6	April	20	5	5	-	25	25	25	-
← No report received for May, June. →									
FRANCE (I)									
<u>1951</u>									
F-47	April	219	99	16	83	1,750	1,664	370	1,294
	May	216	109	15	94	1,898	1,782	593	1,189
	June	214	111	15	96	2,154	2,056	391	1,665
F-51	April	25	16	-	16	260	256	-	256
	May	25	16	-	16	291	282	-	282
	June	25	17	-	17	344	337	-	337
F-84	May	17	13	-	13	238	228	-	228
	June	16	13	-	13	519	456	-	456
	April	27	17	-	17	151	151	-	151
C-45	May	27	17	8	9	453	453	205	248
	June	27	16	8	8	356	356	146	210
	April	55	47	3	44	1,981	1,980	59	1,921
C-47	May	55	47	3	44	1,749	1,744	14	1,730
	June	55	48	3	45	1,659	1,659	67	1,592
	April	58	46	46	-	2,460	2,447	2,447	-
T-6	May	85	57	57	-	3,897	3,893	3,893	-
	June	82	64	64	-	3,783	3,777	3,777	-
	ITALY (I)								
<u>1951</u>									
F-47	April	75	75	-	75	2,967	2,967	-	2,967
	May	69	69	-	69	Flying Hours for May included in April.			
	June	65	65	-	65	1,499	1,499	-	1,499
F-51	April	100	100	5	95	2,460	2,460	289	2,171
	May	99	99	5	94	Flying Hours for May included in April.			
	June	99	99	5	94	1,572	1,572	147	1,425
T-6	April	15	15	15	-	342	342	342	-
	May	14	14	14	-	Flying Hours for May included in April.			
	June	19	19	19	-	358	358	358	-
NETHERLANDS (I)									
<u>1951</u>									
F-84	April	4	4	-	4	37	37	-	37
	May	4	4	-	4	9	9	-	9
	June	4	4	-	4	58	58	-	58
T-7	April	28	28	28	-	486	486	486	-
	May	28	28	28	-	468	468	468	-
	June	28	28	28	-	623	623	623	-
T-16	April	151	85	85	-	3,044	3,044	3,044	-
	May	151	85	85	-	2,037	2,037	2,037	-
	June	151	85	85	-	3,575	3,575	3,575	-
NORWAY (I)									
<u>1951</u>									
FB2B-1	April	9	3	-	3	138	138	-	138
	May	9	3	-	3	123	123	-	123
	June	9	3	-	3	217	217	-	217
C-47	April	10	9	-	9	298	298	-	298
	May	10	10	-	10	333	333	-	333
	June	10	9	-	9	417	417	-	417
T-6	April	33	30	27	3	674	674	616	58
	May	35	18	13	5	421	365	185	180
	June	35	20	13	7	623	514	353	161

SPECIAL HANDLING REQUIRED - NOT RELEASABLE TO FOREIGN NATIONALS:

The information contained in this document will not be disclosed to foreign nationals without express approval of the chief of staff, USAF.

Approval shall refer specifically to this document or to specific information contained herein.

TABLE 194 - REPORT OF MUTUAL DEFENSE ASSISTANCE COUNTRIES ON AIRCRAFT
 PROVIDED BY USAF - F.Y. 1951 - CONTINUED

AIRCRAFT AND COUNTRY	DATE	TOTAL AIRCRAFT ON HAND	NUMBER OF ACTIVE AIRCRAFT			TOTAL HOURS FLOWN	FLYING HOURS OF ACTIVE AIRCRAFT		
			Total	Training	Other		Total	Training	Other
<u>PORTUGAL (I)</u>									
<u>1951</u>									
C-54	April	2	2	-	2))))
	May	2	2	-	2	139)	139)	-)	139)
	June	2	2	-	2))))
<u>UNITED KINGDOM (I)</u>									
<u>1951</u>									
B-29	April	49	49	9	40	960	960	193	767
	May	57	49	9	40	1,262	1,262	308	954
	June	69	65	9	56	1,238	1,238	130	1,108
<u>GREECE (II)</u>									
<u>1951</u>									
A-25	April	42	41	-	41	387	387	-	387
	May	41	41	-	41	294	294	-	294
	June	41	24	-	24	384	372	-	372
C-47	April	58	42	-	42	485	485	-	485
	May	57	47	-	47	782	782	-	782
	June	55	27	-	27	540	503	-	503
T-6	April	84	63	42	21	1,716	1,716	1,279	437
	May	83	70	42	28	2,719	2,719	2,175	544
	June	82	70	51	19	2,612	2,599	2,086	513
L-17	April	3	2	-	2	-	-	-	-
	May	3	2	-	2	28	28	-	28
	June	3	2	-	2	1	1	-	1
Auster	April	20	15	-	15	-	-	-	-
	May	20	13	-	13	3	3	-	3
	June	20	3	2	1	27	27	19	8
Spitfire	April	109	83	11	72	970	970	438	532
	May	108	83	14	69	946	946	179	767
	June	106	59	19	40	1,367	1,332	535	797
Moth	April	19	13	13	-	438	438	438	-
	May	19	11	11	-	592	592	-	-
	June	19	13	13	-	477	477	477	-
<u>IRAN (II)</u>									
<u>1951</u>									
B-17	April	-	-	-	-	-	-	-	-
	May	1	-	-	-	-	-	-	-
	June	1	-	-	-	-	-	-	-
F-47	April	42	15	-	15	137	137	-	137
	May	42	15	-	15	130	130	-	130
	June	42	15	-	15	35	35	-	35
C-47	April	6	6	-	6	80	80	-	80
	May	6	6	-	6	96	96	-	96
	June	6	6	-	6	138	138	-	138
T-6	April	31	31	10	21	243	243	101	142
	May	30	30	10	20	367	367	125	242
	June	30	30	10	20	382	382	133	249
T-13	April	13	12	10	2	164	164	132	32
	May	13	12	10	2	308	308	267	41
	June	13	12	10	2	245	245	203	42
L-4	April	33	32	7	25	431	431	41	390
	May	33	32	7	25	570	570	71	499
	June	33	33	7	26	719	719	82	637
<u>TURKEY (II)</u>									
<u>1951</u>									
b-26	April	29	20	-	20	149	149	-	149
	May	29	19	3	16	305	305	2	303
	June	29	18	3	15	474	474	13	461
F-47	April	184	168	-	168	1,176	1,176	-	1,176
	May	156	144	-	144	1,194	1,194	-	1,194
	June	155	126	-	126	1,737	1,737	-	1,737
C-47	April	56	31	-	31	614	614	-	614
	May	79	55	-	55	1,006	1,006	-	1,006
	June	79	53	2	51	1,093	1,093	44	1,049
T-6	April	96	90	65	25	1,796	1,796	1,433	363
	May	90	85	85	-	2,569	2,569	-	-
	June	90	62	62	-	1,678	1,678	1,678	-
T-11	April	116	87	33	54	1,538	1,538	565	973
	May	115	87	61	26	1,514	1,514	1,139	375
	June	114	102	67	35	1,784	1,779	1,515	264
D-18	April	2	2	-	2	23	23	-	23
	May	2	2	-	2	36	36	-	36
	June	2	2	-	2	27	27	-	27

SPECIAL HANDLING REQUIRED - NOT RELEASABLE TO FOREIGN NATIONALS:

The information contained in this document will not be disclosed to foreign nationals without express approval of the Chief of Staff, USAF.

Approval shall refer specifically to this document or to specific information contained herein.

TABLE 194 - REPORT OF MUTUAL DEFENSE ASSISTANCE COUNTRIES ON AIRCRAFT
 PROVIDED BY USAF - F.Y. 1951 - CONTINUED

AIRCRAFT AND COUNTRY	D A T E	TOTAL AIRCRAFT ON HAND	NUMBER OF ACTIVE AIRCRAFT			TOTAL HOURS FLOWN	FLYING HOURS OF ACTIVE AIRCRAFT		
			Total	Training	Other		Total	Training	Other
<u>INDO-CHINA</u>									
<u>1951</u>									
F6F	April	35	35	-	35	1,162	1,162	-	1,162
	May	33	33	-	33	997	997	-	997
	June	29	29	-	29	733	733	-	733
F8F	April	90	40	-	40	357	304	-	304
	May	90	50	-	50	792	722	-	722
	June	89	68	-	68	1,395	1,310	-	1,310
B-26	April	25	25	-	25	730	730	-	730
	May	24	24	-	24	665	665	-	665
	June	23	23	-	23	583	583	-	583
C-47	April	8	8	-	8	384	384	-	384
	May	8	8	-	8	307	307	-	307
	June	8	8	-	8	182	182	-	182
<u>PHILIPPINES</u>									
<u>1951</u>									
F-51	April	60	46	-	46	756	756	-	756
	May	57	41	-	41	627	627	-	627
	June	55	45	-	45	808	808	-	808
C-47	April	21	15	-	15	529	529	-	529
	May	21	13	-	13	573	573	-	573
	June	21	15	-	15	445	445	-	445
T-6	April	42	21	16	5	999	999	854	145
	May	40	20	16	4	977	977	846	131
	June	38	22	17	5	907	907	712	195
T-13	April	72	30	29	1	544	544	543	1
	May	71	30	29	1	664	664	660	4
	June	71	31	30	1	756	756	755	1
T-26	April	2	2	-	2	22	22	-	22
	May	2	2	-	2	17	17	-	17
	June	3	1	-	1	22	22	-	22
L-5	April	25	18	-	18	715	713	-	713
	May	26	21	-	21	530	530	-	530
	June	26	18	-	18	316	316	-	316
<u>THAILAND</u>									
<u>1951</u>									
C-45	April	7	7	-	7	34	34	-	34
	May	7	7	-	7	58	58	-	58
	June	6	5	-	5	30	30	-	30
C-47	April	7	7	-	7	81	81	-	81
	May	7	7	-	7	70	70	-	70
	June	4	4	-	4	36	36	-	36
T-6	April	116	88	49	39	2,280	2,280	1,576	704
	May	116	73	73	-	2,121	2,121	2,121	-
	June	114	85	85	-	1,975	1,975	1,975	-
L-4	April	34	20	14	6	25	25	13	12
	May	34	21	18	3	200	200	200	-
	June	24	10	7	3	51	51	51	-
L-5	April	10	5	-	5	2	2	-	2
	May	10	5	-	-	105	105	105	-
	June	10	9	-	-	9	9	9	-

NOTE: For detailed identification of models shown refer to "Jane's All the World's Aircraft."

SPECIAL HANDLING REQUIRED - NOT RELEASABLE TO FOREIGN NATIONALS:

The information contained in this document will not be disclosed to foreign nationals without express approval of the Chief of Staff, USAF.

Approval shall refer specifically to this document or to specific information contained herein.

TABLE 195 -- MUTUAL DEFENSE ASSISTANCE AIRCRAFT DELIVERIES -- F. Y. 1951

TITLE AND RECIPIENT COUNTRY	TYPE MODEL & SERIES	PROGRAMMED FROM FISCAL YEAR FUNDS		CUMULATIVE THROUGH 30 JUNE 1951		
		1950	1951	TOTAL AIRCRAFT PROGRAMMED	TOTAL DELIVERIES	COMPLETED PROGRAM
<u>TOTAL</u>		<u>484</u>	<u>2,960</u>	<u>3,674</u>	<u>771</u>	<u>562</u>
United Kingdom (I)	B-29	70	106	176	69	-
United Kingdom	RB-29	-	103	173	69	-
		-	3	3	-	-
Indo-China (III)	B-26	-	46	46	25	-
Indo-China	RB-26	-	41	41	25	-
		-	5	5	-	-
Canada (R)	TB-25	(Reimbursable)	-	100	-	-
				100	-	-
Denmark (I)	PBY-5A	-	54	54	-	-
United Kingdom	P2V-5	-	2	2	-	-
		-	52	52	-	-
Belgium (I)	F-84 E	-	101	101	25	-
Denmark	F-84 E	-	21	21	4	-
France	F-84 E	-	6	6	-	-
Netherlands	F-84 E	-	47	47	17	-
Norway	F-84 E	-	21	21	4	-
		-	6	6	-	-
Belgium (I)	F-84 G	25	1,710	1,735	-	-
Denmark	F-84 G	-	303	303	-	-
France	F-84 G	-	127	127	-	-
Italy	F-84 G	-	400	400	-	-
Netherlands	F-84 G	-	242	242	-	-
Portugal	F-84 G	-	194	194	-	-
Norway	F-84 G	-	166	166	-	-
Greece (II)	F-84 G	-	202	202	-	-
Turkey	F-84 G	25	36	36	-	-
			40	65	-	-
Belgium (I)	RF-84 F	-	111	111	-	-
France	RF-84 F	-	18	18	-	-
Netherlands	RF-84 F	-	71	71	-	-
Norway	RF-84 F	-	18	18	-	-
		-	4	4	-	-
Indo-China (III)	F-8 F	-	176	176	90	90
Thailand	F-8 F	-	90	90	90	90
		-	86	86	-	-
Italy (I)	F-47 D	-	251	251	75	75
Portugal	F-47 D	-	75	75	75	75
Yugoslavia	F-47 D	-	50	50	-	-
		-	126	126	-	-
Formosa (III)	F-47 N	-	78	78	-	-
		-	78	78	-	-
Philippines (III)	F-51	50	10	60	60	60
Korea	F-51	-	-	50	50	50
		-	10	10	10	10
Canada (R)	F-51 D	100	(Reimbursable)	200	200	200
Italy (I)	F-51 D	100	-	100	100	100
		-	-	100	100	100
Portugal (I)	SA-16 A	-	3	3	-	-
		-	3	3	-	-
France (I)	C-47	22	66	88	22	22
Netherlands	C-47	-	49	49	-	-
Norway	C-47	-	12	12	-	-
Norway	C-47	10	-	10	10	10
Iran (II)	C-47	-	5	5	-	-
Philippines (III)	C-47	4	-	4	4	4
Indo-China	C-47	8	-	8	8	8
France (I)	C-45 F	-	1	1	1	1
		-	1	1	1	1

SPECIAL HANDLING REQUIRED - NOT RELEASABLE TO FOREIGN NATIONALS:

The information contained in this document will not be disclosed to foreign nationals without express approval of the Chief of Staff, USAF.

Approval shall refer specifically to this document or to specific information contained herein.

TABLE 195 - MUTUAL DEFENSE ASSISTANCE AIRCRAFT DELIVERIES - F.Y. 1951 -- CONTINUED

TITLE AND RECIPIENT COUNTRY	TYPE MODEL & SERIES	PROGRAMMED FROM FISCAL YEAR FUNDS		CUMULATIVE THROUGH 30 JUNE 1951		
		1950	1951	TOTAL AIRCRAFT PROGRAMMED	TOTAL DELIVERIES	COMPLETED PROGRAM
France (I)	C-119 F	-	21	21	-	-
		-	21	21	-	-
Belgium (I)	T-33 A	5	97	122	6	-
		-	6	6	-	-
France	T-33 A	-	85	85	-	-
Greece (II)	T-33 A	-	3	3	-	-
Turkey	T-33 A	5	3	8	-	-
Canada (R)	T-33 A	(Reimbursable)		20	6	-
		146	10	156	140	56
Belgium (I)	T-6 D	16	-	16	15	15
Denmark	T-6 D	20	-	20	20	20
France	T-6 D	90	10	100	84	-
Italy	T-6 D	20	-	20	20	20
		-	118	118	-	-
France (I)	T-6 G	-	68	68	-	-
Italy	T-6 G	-	30	30	-	-
Portugal	T-6 G	-	20	20	-	-
		30	-	30	30	30
Thailand (III)	T-6 F	30	-	30	30	30
		28	-	28	28	28
Netherlands (I)	T-7	28	-	28	28	28
		-	-	10	6	-
Mexico (R)	T-11	(Reimbursable)		10	6	-
		-	1	1	-	-
Portugal (I)	H-19 A	-	1	1	-	-
		6	-	6	-	-
Iran (II)	L-4	6	-	6	-	-
		2	-	2	-	-
Iran (II)	PT-13	2	-	2	-	-

SPECIAL HANDLING REQUIRED - NOT RELEASABLE TO FOREIGN NATIONALS:

The information contained in this document will not be disclosed to foreign nationals without express approval of the Chief of Staff, USAF.

Approval shall refer specifically to this document or to specific information contained herein.

TABLE 196 - STATUS OF DEPARTMENT OF AIR FORCE MUTUAL DEFENSE ASSISTANCE PROGRAM (MDAP) FUNDS - AS OF 30 JUN 1951

(All figures are shown in thousands of dollars. Figures in parentheses indicate minus quantities.)

Purpose	USAF Approved Programs for MDAP	Allocation From OSD To USAF	USAF Allocations	Total Obligations	Obligations During FY 1950	Obligations During FY 1951				
						Total	First Quarter	Second Quarter	Third Quarter	Fourth Quarter
FISCAL YEAR 1951										
FY 1951 - TOTAL	\$ 1,695,095	\$ 1,695,083	\$ 1,647,738	\$ 1,403,581	-	\$ 1,403,581	\$ 140,524	\$ (53,604)	\$ 576,412	\$ 740,249
Title I Countries	1,514,098	a/ 1,514,098	a/ 1,466,956	b/ 1,284,498	-	1,284,498	138,853	(68,506)	546,262	667,889
Title II Countries	82,857	82,857	82,665	62,741	-	62,741	940	4,553	14,895	42,353
Title III Countries	2,104	2,104	2,093	1,186	-	1,186	731	234	681	(460)
Sub - Total	1,599,059	1,599,059	1,551,714	1,348,425	-	1,348,425	140,524	(63,719)	561,838	709,782
Title III (Sec. 303).	96,036	96,024	96,024	55,156	-	55,156	-	10,115	14,574	30,467
FISCAL YEARS 1950 AND 1951										
FY's 1950 AND 1951 - TOTAL	\$ 154,738	\$ 154,738	\$ 152,163	\$ 144,137	\$ 134,187	\$ 9,950	\$ 4,487	\$ 729	\$ 900	\$ 3,834
Title I Countries	86,295	86,295	83,709	79,671	76,171	3,500	3,163	319	151	(133)
Title II Countries	50,799	50,799	50,799	48,988	47,759	1,229	(327)	(1,207)	460	2,303
Title III Countries	2,613	2,613	3,082	2,590	2,116	474	142	(7)	84	255
Sub - Total	139,707	139,707	137,590	131,249	126,046	5,203	2,978	(895)	695	2,425
Title III (Sec. 303).	15,031	15,031	14,573	12,888	8,141	4,747	1,509	1,624	205	1,409

a/ Includes \$ 97,769 thousand for Plant Expansion.

b/ Includes \$ 95,651 thousand for Plant Expansion.

Source: Financial Management Division, Directorate of Budget, DCS/Comptroller, Hq. USAF.

TABLE 197 - CIVILIAN PERSONNEL MAN MONTH EQUIVALENTS EMPLOYED IN MUTUAL DEFENSE ASSISTANCE PROGRAM (MDAP) WORLDWIDE, CONTINENTAL US, AND OVERSEAS - FY 1951

Type of Employment	1950					
	July	August	September	October	November	December
<u>Worldwide - Total</u> . . .	<u>908</u>	<u>743</u>	<u>886</u>	<u>910</u>	<u>1,116</u>	<u>1,003</u>
Salaried	557	635	669	674	724	730
Wage Board	351	108	217	236	392	273
<u>Continental US - Total</u> . .	<u>775</u>	<u>661</u>	<u>805</u>	<u>822</u>	<u>1,025</u>	<u>911</u>
Salaried	537	610	642	643	693	698
Wage Board	238	51	163	179	332	213
<u>Overseas - Total</u> . . .	<u>133</u>	<u>82</u>	<u>81</u>	<u>88</u>	<u>91</u>	<u>92</u>
Salaried	20	25	27	31	31	32
Wage Board	113	57	54	57	60	60

Type of Employment	1951					
	January	February	March	April	May	June
<u>Worldwide - Total</u>	<u>1,319</u>	<u>1,293</u>	<u>1,173</u>	<u>1,195</u>	<u>1,529</u>	<u>1,821</u>
Salaried	844	947	891	1,008	1,277	1,237
Wage Board	475	346	282	187	252	584
<u>Continental US - Total</u> . .	<u>1,230</u>	<u>1,199</u>	<u>1,078</u>	<u>1,098</u>	<u>1,390</u>	<u>1,513</u>
Salaried	815	917	860	975	1,202	1,174
Wage Board	415	282	218	123	188	339
<u>Overseas - Total</u> . . .	<u>89</u>	<u>94</u>	<u>95</u>	<u>97</u>	<u>139</u>	<u>308</u>
Salaried	29	30	31	33	75	63
Wage Board	60	64	64	64	64	245

TABLE 198 - UTILIZATION OF CONTINENTAL US MDAP TRAINING SPACES - FY 1951

(Total Programmed Spaces were 2,829. These programmed spaces were extended to cover September 1951.)

Month	Spaces Utilized	Cumulative	Month	Spaces Utilized	Cumulative
July (1950)	-	-	January (1951) . . .	268	758
August	-	-	February	69	827
September	103	103	March	177	1,004
October	142	245	April	315	1,319
November	200	445	May	411	1,730
December	45	490	June	205	1,935

TABLE 199 - UTILIZATION OF CONTINENTAL US MDAP TRAINING SPACES BY COUNTRY AS OF END OF FY 1951

Countries By Title	Spaces		
	Programmed	Utilized	Percent Utilized
<u>TITLE I - TOTAL</u>	<u>2,158</u>	<u>1,536</u>	<u>71.2</u>
Belgium	283	233	82.3
Denmark	186	88	47.3
France	1,014	738	72.8
Italy	86	33	38.4
Netherlands	151	90	59.6
Norway	324	269	83.0
Portugal	107	83	77.6
United Kingdom	7	2	28.6
<u>TITLE II - TOTAL</u>	<u>432</u>	<u>303</u>	<u>70.1</u>
Greece	89	57	64.0
Iran	113	113	100.0
Turkey	230	133	57.8
<u>TITLE III - TOTAL</u>	<u>239</u>	<u>96</u>	<u>40.2</u>
Philippines	221	81	36.6
Thailand	18	15	83.3



PART XV

PERSONNEL

1. MILITARY
2. CIVILIAN

* PERSONNEL
(MILITARY AND CIVILIAN)

This area of the publication has been developed in order to provide the US Air Force and interested agencies with the information pertaining to the Military and Civilian personnel strength of the USAF together with personnel of other departments assigned to the USAF and to provide a review and analytical deductions of the fiscal year and such connected data from previous fiscal years as may be considered important. The statistics in this area are compiled largely from directorate reports and are based on audited factual personnel statistics. Reports coming from other sources are so indicated. This data will be expanded and revised as requirements for additional data and analyses becomes evident. The information contained herein has been developed in connection with past publications as far as material was made available and is intended to serve as a medium for the development of time series, further trends and analyses, etc., which facilitate planning, review, control and operations. It is also used in school training as a reference manual.

Throughout the various personnel tables, the terms Worldwide, Continental US, and Overseas are used to denote a generalized geographical location of strength. Continental US and Overseas are indicated in many of the titles or box headings of the tables; the tables and titles which do not indicate location may be considered Worldwide.

Definitions affecting the personnel area may be found in the Military and Civilian sub-divisions. Command changes which affect the statistics of the "USAF Statistical Digest" in general are published in the Glossary.

The term, Command Strength, includes Military and/or Civilian personnel. The combined Command Strength (Military and Civilian) reached a total of approximately 1,049,109 by the end of FY 1951 which still indicated a deficit of 7 per cent under that programmed. The increase for Worldwide Command Strength (Military and Civilian) for June 1951 over June 1950 was 483,379. The net gain for June 1951 alone was approximately 38,000 (27,000 military and 11,000 civilian personnel). Further statistical data for each of the sub-sections - Military and Civilian Personnel may be found under their respective areas.

MILITARY PERSONNEL

The contents of the Military Personnel tables of this publication have been arranged in groups as follows:

1. Definitions
2. Arrivals and Departures
3. Command Strength
4. Departmental Strength
5. Gains and Losses
6. Students
7. Permanent Party
8. Crews
9. Miscellaneous

Tables in Groups 2 through 7 are arranged in alphabetical order as far as possible. "Offenses" and "Government Property Lost or Stolen and Recovered" tables appeared under Military Personnel in previous issues but continuation statistics on these tables may be found under the area called "Morale." The Military Air Transport table previously published in this area is continued under MATS operations found in Korean Air Activities. The tables covering Air National Guard, USAF Reserve Officer Training Corps, Civil Air Patrol, and Explorers will be found in Area XIX.

DEFINITIONS

AERONAUTICAL STATUS

The general grouping of Air Force personnel in accordance with their status in any of the aeronautical categories comprising the aeronautical ratings and flying status. The following groupings are generally referred to as "Aeronautical Status":

1. Rated Personnel: USAF Officers who have been awarded an aeronautical rating of Pilot or Aircraft Observer on personnel orders per authority AFR 50-7.
2. Non-Rated Personnel: USAF and SCARWAF personnel who do not have an aeronautical rating of Pilot or Aircraft Observer including personnel who have aeronautical designations - (Flight Surgeon, Aviation Medical Examiner, Flight Nurse, Non-rated Crew and Non-rated Non-crew Members).

AIR FORCE PERSONNEL

Includes USAF and SCARWAF Personnel. Applies to personnel within selected categories which cannot be presented as representing command strength in that only portions of strength are included.

AIR FORCE PERSONNEL IN TRAINING

Refers to Department of the Air Force personnel who are ordered to a school in an assigned or attached status from other organizations or associated status (Reserve or National Guard) with the USAF.

ASSIGNED STRENGTH

Those USAF and SCARWAF (i.e. Air Force) personnel assigned to an Air Force Unit to perform their principle duty in the furtherance of the mission of the unit, and who are chargeable against the specific authorizations of the unit. (This includes assigned overstrength.)

COMMAND STRENGTH

Includes all military and/or civilian personnel paid from appropriated funds who are under the jurisdiction of the Department of the Air Force and the United States Air Force, Irrespective of the basic departmental status of the individual. Includes personnel herein identified as USAF (Military and/or Civilian), and SCARWAF (Military) and SCNAWAF. Command strength is that strength that is chargeable against the personnel ceiling of the Department of the Air Force, including those military personnel in statutory exempted categories, e.g., 18 year old 12 month enlistees, officer candidates, etc, and civilians engaged in work contracted for. Further application of this term as employed in this publication to define the various distributions of command strength are:

1. Worldwide Command Strength - Describes the command strength of the entire Department of the Air Force.
2. Continental Command Strength - Describes the total strength of all military personnel who are assigned to units and civilian personnel appointed to units of which the headquarters has permanent station location in the Continental US or is assigned to a Continental US Command. This includes personnel enroute overseas and personnel stationed overseas, but assigned to a Continental US Command.
3. Overseas Command Strength - Describes the total strength of all military personnel who are assigned to units and civilian personnel appointed to units of which the headquarters has permanent station location outside the Continental US from overseas and military personnel stationed in Continental US but assigned to overseas unit.
4. Officer or Enlisted Command Strength - Describes total USAF plus SCARWAF officer or enlisted strength when such strengths are presented separately from the aggregate.

PERSONNEL

MILITARY PERSONNEL - CONTINUED

5. Regular Officer Command Strength - Denotes the strength of US Air Force regular - USAF (REG), and US Army (RA) when such strengths are presented separately from other components.
6. Negro Personnel Command Strength - Denotes the total USAF plus SCARWAF Negro strength when such strengths are presented separately.

DEPARTMENT OF ARMY PERSONNEL

Military personnel whose individual status has been determined to be Department of the Army in accordance with JAAFAR 1-1-1, by subsequent transfer between departments or by subsequent entry or reentry into the US Army from civil life. Such personnel constitute the majority of the personnel herein identified as SCARWAF.

DEPARTMENT OF THE AIR FORCE PERSONNEL

Military personnel whose individual status has been determined to be Department of the Air Force in accordance with JAAFAR 1-1-1, by subsequent transfer between Departments or by subsequent entry or reentry into the US Air Force from civil life. Civilian personnel whose status has been determined to be Department of the Air Force in accordance with JAAFAR's 1-1-5 and 1-1-7 by subsequent transfer between departments or by subsequent employment. This includes personnel herein identified as USAF (Military and Civilian) and AFWAR (Military).

DEPARTMENTAL STATUS

The basic department of the Department of Defense to which the individual is currently assigned, regardless of whether or not such individual has been placed on duty with another of the departments.

DEPARTMENTAL STRENGTH

The inventory of all personnel, military and/or civilian, who have the basic departmental status of the Department of the Air Force, whether or not such personnel have been placed on duty with another of the Departments.

FILLERS (PIPELINE)

Casual personnel who are assigned to a unit conducting recruiting activities, assembly stations, continental assignment pools, and overseas personnel depots and are awaiting further permanent assignment. This does not include:

1. Personnel in process of Permanent Change of Assignment who are assigned to a unit merely for immediate re-assignment to higher parallel, or subordinate unit stationed at the same installation.
2. Air Returnee personnel who are assigned to PAE Assembly Station Units for further assignment to ZI or for separation.

FUNCTIONAL GROUP

The general grouping of personnel according to their status as to permanent party or pipeline.

MILITARY PERSONNEL

All personnel commissioned or appointed to a commissioned officer grade, appointed to a warrant officer grade, appointed as an Aviation Cadet, or enlisted in any component of the field forces of the Departments of the Air Force or Army.

OPERATING LOCATION

The permanent duty location of a detachment, a group of detachments, or a group of individuals; such detachments or personnel being physically removed from, though still under the jurisdiction of, a parent unit or units.

OUTBOUND PERSONNEL (PIPELINE)

Casuals who are at Continental Overseas Replacement Depots (ORD's) awaiting call for overseas shipment or at overseas personnel depots awaiting call for evacuation to the Continental US for Permanent Change of Assignment (PCA).

OVERSEAS REPLACEMENTS (PIPELINE)

Casual personnel who are enroute from a Continental waterport of embarkation for PCA to overseas air commands or at overseas ports of debarkation for further assignment within the overseas air commands.

PATIENTS (PIPELINE)

Hospitalized personnel who are assigned to be a Detachment of Patients.

PERMANENT PARTY PERSONNEL

Those personnel assigned to a unit to perform their principal duty in the furtherance of the mission of the unit and who are properly chargeable against the authorization of the unit. This is to include assigned over-strength.

PIPELINE PERSONNEL

Those USAF and SCARWAF (i.e., Air Force) personnel who are assigned to an Air Force Unit temporarily for the purpose of administration and enlistment, reenlistment, replacement processing, training or hospitalization, i.e., those that are temporarily ineffective. Such personnel are not chargeable against the specific authorizations of the unit to which they are assigned while in a pipeline status.

PRISONERS (PIPELINE)

Garrison Prisoners who are assigned to an Air Force Unit for rehabilitation and who are scheduled to be restored to duty.

REASSIGNMENT

The change of assignment status of an individual or a unit irrespective of any change of Departmental Status.

REPLACEMENT TRAINNESS (PIPELINE)

Military Air Transport Service pipeline personnel who are undergoing specialized non-tactical air-crew training.

RETURNEES (PIPELINE)

Casual personnel who are at or enroute from an Overseas Port of Embarkation to a Continental Port of Debarkation or Permanent Change of Assignment or at a Continental Port of Debarkation or Port of Aerial Embarkation Assembly Station for further assignment in the Continental US or for separation.

PERSONNEL

MILITARY PERSONNEL - CONTINUED
SCARWAF PERSONNEL

Those Army personnel assigned as a permanent party to an Air Force (USAF or SCARWAF) unit or assigned as pipeline to any Air Force or Army unit, provided their ultimate permanent party assignment is to be an Air Force unit. (In the case of students, patients, and separees the determinant is the last permanent party assignment rather than the ultimate permanent party assignment. These personnel are chargeable to the US Air Force Troop ceiling.)

STUDENTS (PIPELINE)

Personnel who are undergoing formal training to service or civilian schools and assigned to an Air Force Student Unit.

TRANSFER

Permanent change in departmental status, regardless of whether or not accompanied by a change of command status and/or unit assignment.

USAF PERSONNEL

Those Department of the Air Force military personnel assigned as permanent party to an Air Force (USAF or SCARWAF) unit or assigned as pipeline to any Department of the Air Force or Department of the Army Unit, provided that their ultimate permanent party assignment is to be an Air Force Unit (in case of students and patients, the determinant is the last permanent party assignment rather than the ultimate permanent party assignment).

USAF (REGULAR)

Department of the Air Force military personnel who are, by enlistment, appointment or commission, members of permanent Regular United States Air Force.

TABLE STATISTICS

COMMAND STRENGTHS

A resume of Worldwide peak strengths covering the calendar year period July 1939 through 30 June 1951 may be of interest to recipients of this publication. The "peaks" are given for both fiscal and calendar years in the table below. (Peak strengths for the respective types of personnel are underscored and other types of personnel strength are shown for the corresponding periods.)

Peak Strength By Fiscal Year

Fiscal Year	Total	Officer a/	Enlisted b/	Fiscal Year	Total	Officer a/	Enlisted b/
June 1940 (1940) . . .	51,165	3,361	47,804	July 1946 (1945) . . .	2,262,092	371,269	1,890,823
May 1941 (1941) . . .	152,641	9,078	143,563	July 1947 (1946) . . .	450,626	72,983	377,643
June 1941 (1941) . . .	152,125	10,611	141,514	June 1948 (1947) . . .	387,730	48,957	338,773
June 1942 (1942) . . .	764,415	55,956	708,459	June 1949 (1948) . . .	419,347	57,851	361,496
June 1943 (1943) . . .	2,197,114	205,874	1,991,240	July 1949 (1949) . . .	422,515	59,120	363,395
January 1944 (1944) . . .	2,400,151	287,294	2,112,857	December 1949 (1949) . . .	413,286	60,770	352,516
March 1944 (1944) . . .	2,411,294	306,889	2,104,405	June 1951 (1951) . . .	788,381	107,099	681,282
June 1944 (1944) . . .	2,372,292	333,401	2,038,891				
July 1945 (1945) . . .	2,403,806	342,914	2,060,892				
May 1945 (1945) . . .	2,310,436	388,295	1,922,141				

Peak Strength By Calendar Year

Calendar Year	Total	Officer a/	Enlisted b/	Calendar Year	Total	Officer a/	Enlisted b/
1939 (Last Half)				January 1945	2,345,068	377,426	1,967,642
November . . .	39,058	3,030	36,028	May	2,310,436	388,295	1,922,141
December . . .	43,118	3,006	40,112	January 1946	733,786	141,643	592,143
December 1940	99,993	5,203	94,790	January 1947	327,404	48,021	279,383
December 1941	354,161	24,521	329,640	December	339,246	47,021	292,225
December 1942	1,597,049	127,267	1,469,782	December 1948	412,312	53,948	358,364
November 1943	2,383,370	265,630	2,117,740	July	422,515	59,120	363,395
December	2,373,882	274,347	2,099,535	December	413,286	60,770	352,516
January 1944	2,400,151	287,294	2,112,857	December 1950	559,329	69,901	489,428
July	2,403,806	342,914	2,060,892				
December	2,359,456	375,973	1,983,483				

a/ Includes Flight and Warrant Officers.

b/ Includes Air Cadets.

The lowest point reached in Worldwide USAF Military strength since World War II was in May 1947 with a total of 303,614 personnel.

PERSONNEL

MILITARY PERSONNEL - CONTINUED
MOVEMENTS

Under "Arrivals and Departures" the following quarterly summaries for FY 1950 and 1951 have been compiled:

Date	Arrivals (In Continental US)		Departures (Overseas Replacements)	
	By Air	By Water	By Air	By Water
<u>FY 1950 - Total</u>	<u>26,970</u>	<u>62,641</u>	<u>4,387</u>	<u>45,477</u>
First Quarter	8,321	24,264	2,580	4,480
Second Quarter ^{a/}	12,511	20,884	399	13,314
Third Quarter	3,166	9,738	534	14,364
Fourth Quarter	2,972	7,755	874	13,319
<u>FY 1951 - Total</u>	<u>7,950</u>	<u>7,814</u>	<u>4,274</u>	<u>66,730</u>
First Quarter	1,692	2,711	1,306	23,774
Second Quarter	1,445	470	1,271	12,777
Third Quarter	1,828	564	700	10,674
Fourth Quarter	2,985	4,069	997	19,505

a/ November 1949 figures were estimated as no reports were received.

The shipments of personnel with Permanent Change of Assignment (PCA) between Continental US and Overseas for FY 1951 are indicated below:

Date	Returnees		Departures	
	Total Returned	Returned From FEAF	Total Departed	Departed To FEAF
<u>June 1950 Through June 1951 - Total</u>	<u>18,630</u>	<u>6,035</u>	<u>76,555</u>	<u>33,132</u>
<u>June (1950) - Total</u>	<u>2,866</u>	<u>941</u>	<u>5,551</u>	<u>2,565</u>
<u>First Quarter - Total</u>	<u>4,403</u>	<u>1,513</u>	<u>25,080</u>	<u>15,365</u>
July (1950)	2,916	1,024	3,470	1,907
August	968	358	14,738	10,517
September	519	131	6,872	2,941
<u>Second Quarter - Total</u>	<u>1,915</u>	<u>516</u>	<u>14,048</u>	<u>5,138</u>
October	567	141	6,012	2,969
November	641	133	5,449	1,489
December	707	242	2,587	680
<u>Third Quarter - Total</u>	<u>2,392</u>	<u>653</u>	<u>11,374</u>	<u>3,526</u>
January (1951)	531	169	3,813	1,457
February	948	261	3,611	952
March	913	223	3,950	1,117
<u>Fourth Quarter - Total</u>	<u>7,054</u>	<u>2,412</u>	<u>20,502</u>	<u>6,538</u>
April (1951)	1,779	353	5,128	969
May	2,624	885	6,213	1,868
June	2,651	1,174	9,161	3,701

PERSONNEL

MILITARY PERSONNEL - CONTINUED

The following table indicates the status of personnel in relation to command strength in the various locations and also a comparative relationship between command strengths of June 1950 and June 1951. Increases are also indicated:

Personnel By Type and Location	30 June 1950			30 June 1951			Increase or Decrease		
	Total	Male	Female	Total	Male	Female	Total	Male	Female
Command Strength - Total	411,277	405,963	5,314	788,381	778,132	10,249	377,104	372,169	4,935
Off. (W/W) - Total	54,914	53,389	1,525	104,443	101,715	2,728	49,529	48,326	1,203
% of Command Strength	13.35	13.15	28.70	13.25	13.07	26.62			
W/O (W/W) - Total	2,092	2,085	7	2,656	2,649	7	564	564	-
% of Command Strength	0.51	0.51	0.13	0.34	0.34	0.07			
E/P (W/W) - Total	352,085	348,303	3,782	678,806	671,292	7,514	326,721	322,989	3,732
% of Command Strength	85.61	85.80	71.17	86.10	86.27	73.31			
Aviation Cadet - Total	2,186	2,186	-	2,476	2,476	-	290	290	-
% of Command Strength	0.53	0.54	-	0.31	0.32	-			
Contl. US Off - Total	43,604	42,457	1,147	84,747	82,579	2,168	41,143	40,122	1,021
% of Total Off	79.40	79.52	75.21	81.14	81.19	79.47			
Contl. US W/O - Total	1,665	1,659	6	1,931	1,927	4	266	268	-2
% of Total W/O	79.59	79.57	85.71	72.70	72.74	57.14			
Contl. US E/P - Total	270,361	266,777	3,584	539,800	532,581	7,219	269,439	265,804	3,635
% of Total E/P	76.79	76.59	94.76	79.52	79.34	96.07			
Overseas Off - Total	11,310	10,932	378	19,696	19,136	560	8,386	8,204	182
% of Total Off	20.59	20.48	24.79	18.86	18.81	20.53			
Overseas W/O - Total	427	426	1	725	722	3	298	296	2
% of Total W/O	20.41	20.43	14.28	27.30	27.25	42.86			
Overseas E/P - Total	81,724	81,526	198	139,006	138,711	295	57,282	57,185	97
% of Total E/P	23.21	23.41	5.23	20.48	20.66	3.93			
Off in FEAF - Total	3,612	3,555	57	8,157	7,974	183	4,545	4,419	126
% of Total Off	6.58	6.66	3.74	7.56	7.58	6.67			
W/O in FEAF - Total	121	121	-	262	261	1	141	140	1
% of Total W/O	5.78	5.80	-	9.86	9.85	14.28			
E/P in FEAF - Total	31,389	31,389	-	54,398	54,349	49	23,009	22,960	49
% of Total E/P	8.89	9.01	-	8.01	8.10	0.65			
Off in USAFE - Total	2,110	2,064	46	3,557	3,451	106	1,447	1,387	60
% of Total Off	3.84	3.86	3.02	3.40	3.39	3.88			
W/O in USAFE - Total	76	76	-	154	154	-	78	78	-
% of Total W/O	3.63	3.64	-	5.80	5.81	-			
E/P in USAFE - Total	12,960	12,856	104	26,554	26,450	104	13,594	13,594	-
% of Total E/P	3.68	3.69	2.75	3.91	3.94	1.38			

FLYING STATUS

Table 202 indicates that there were 60,567 rated and 43,474 non-rated officers with aeronautical status as of 15 June 1951. Fiscal year 1950 (as of 15 June 1950) reported 34,524 rated and 22,281 non-rated. The table below indicates the percentages of officers worldwide, in these categories.

PERCENTAGE OF OFFICERS RATED (PILOT AND NON-PILOT) AND NON-RATED, WORLDWIDE: FY'S 1950 AND 1951

(Figures in parentheses indicate Negro Personnel and are included in the open figures. Negro percentages are based on total strength of Negro Personnel in each category and not on the overall officer totals. Data includes SCARWAF and SCNAWAF. Actual SCARWAF data for FY 1950 may be found in the fifth edition of the "USAF Statistical Digest".

Aeronautical Status	FY 1950				FY 1951			
	15 Sep (1949)	15 Dec	15 Mar (1950)	15 Jun	15 Sep (1950)	15 Dec	15 Mar (1951)	15 Jun
Officer Command Strength - Total	59,841 (321)	60,709 (364)	57,474 (332)	56,805 (339)	61,726 (365)	69,503 (405)	83,048 (497)	104,041 (570)
% of Total Off Rated	59.1 (41.4)	61.6 (44.8)	61.0 (40.1)	60.8 (38.3)	59.6 (37.8)	59.1 (35.1)	59.6 (35.6)	58.2 (33.3)
% of Total Off with Pilot Rating	48.5 (38.6)	51.1 (40.1)	50.4 (36.8)	50.2 (35.7)	48.7 (34.5)	47.4 (31.6)	46.7 (31.8)	45.0 (29.6)
% of Total Rated Off with Pilot Rating	82.0 (93.2)	82.9 (89.6)	82.6 (91.7)	82.6 (91.3)	81.7 (91.3)	80.1 (90.1)	78.4 (89.3)	77.4 (88.9)
% of Total Off with Non-Pilot Rating	10.6 (2.8)	10.5 (4.7)	10.6 (3.3)	10.6 (2.6)	10.9 (3.3)	11.7 (3.5)	12.9 (3.8)	13.2 (3.7)
% of Total Rated Off with Non-Pilot Rating	18.0 (6.8)	17.1 (10.4)	17.4 (8.3)	17.4 (6.9)	18.3 (8.7)	19.9 (9.9)	19.9 (10.7)	22.6 (11.1)
% of Total Off Non-Rated	40.9 (58.6)	38.4 (55.2)	39.0 (59.9)	39.2 (61.7)	40.4 (62.2)	40.9 (64.9)	40.4 (64.4)	41.8 (66.7)

PERSONNEL

MILITARY PERSONNEL - CONTINUED

The percentages of officers with aeronautical status as listed in the table below are based on statistical data found in Table 203

PERCENTAGES OF OFFICERS WITH AERONAUTICAL STATUS BY GRADE IN WHICH SERVING: FY 1951

(As of 15 June 1951)

Aeronautical Status	Total		Percentages of Totals							
	Number	Per Cent	Gen	Col	Lt Col	Maj	Capt	1st Lt	2nd Lt	W/O
<u>FY 1951</u>										
Rated - Total . . .	60,567	100	.4	3.2	5.3	11.2	38.4	32.0	9.4	0.1
Pilot	46,857	100	.5	3.9	6.3	12.1	39.0	29.9	8.2	0.1
Non-Pilot	13,710	100	.1	.7	2.0	8.0	36.3	39.3	13.5	0.1
Non-Rated - Total.	43,474	100	.1	2.3	8.1	15.8	30.2	19.9	17.6	6.0

Since the basic data for Regular Officers with aeronautical rating was not reflected in any of the numbered tables the data is given in the summary below.

WORLDWIDE COMMAND STRENGTH OF REGULAR OFFICER PERSONNEL BY AERONAUTICAL RATING BY GRADE IN WHICH SERVING: FY 1951

(As of 15 June 1951)

Aeronautical Status	Total		Gen		Col		Lt Col		Maj	
	Number	Per Cent	Number	Per Cent	Number	Per Cent	Number	Per Cent	Number	Per Cent
<u>FY 1951 - Total .</u>	22,047	100.00	260	100.00	2,443	100.00	4,160	100.00	5,395	100.00
Rated - Total . . .	14,198	64.40	237	91.15	1,763	72.17	2,523	60.65	3,673	68.08
Pilot Rating . . .	12,411	56.29	226	86.92	1,676	68.36	2,309	55.50	3,109	57.63
Non-Pilot Rating	1,787	8.11	11	4.23	93	3.81	214	5.15	564	10.45
Non-Rated - Total.	7,849	35.60	23	8.85	680	27.83	1,637	39.35	1,722	31.92

Aeronautical Status	Capt		1st Lt		2nd Lt		W/O	
	Number	Per Cent	Number	Per Cent	Number	Per Cent	Number	Per Cent
<u>FY 1951 - Total .</u>	5,722	100.00	2,066	100.00	904	100.00	1,097	100.00
Rated - Total . . .	4,339	75.83	1,460	70.67	186	20.58	17	1.55
Pilot Rating . . .	3,663	64.02	1,300	62.92	124	13.72	10	.91
Non-Pilot Rating	676	11.81	160	7.75	62	6.86	7	.64
Non-Rated - Total.	1,383	24.17	606	29.33	718	79.42	1,080	98.45

The percentages of officers with aeronautical status on flying status as found in the following study are based on the basic data of Table 205

PERCENTAGES OF OFFICERS WITH AERONAUTICAL STATUS ON FLYING STATUS BY GRADE IN WHICH SERVING: FY 1950 VS FY 1951

(As of 15 June)

Aeronautical Status	Total		Percentages of Totals							
	Number	Per Cent	Gen	Col	Lt Col	Maj	Capt	1st Lt	2nd Lt	W/O
<u>FY 1950</u>										
Rated - Total . . .	30,830	100	.7	4.1	6.0	11.7	31.3	39.8	6.4	a/
Pilot	25,640	100	.7	4.8	6.9	12.7	31.1	36.5	7.3	-
Non-Pilot	5,190	100	.1	.9	1.5	6.7	32.6	56.1	2.1	a/
Non-Rated - Total.	929	100	.1	2.3	3.9	6.6	13.9	16.0	56.1	1.1
<u>FY 1951</u>										
Rated - Total . . .	54,892	100	.5	3.3	5.5	11.4	38.4	31.5	9.4	a/
Pilot	43,256	100	.5	4.1	6.5	12.5	39.1	29.3	8.0	-
Non-Pilot	11,636	100	.1	.6	1.8	7.4	35.9	39.8	14.4	a/
Non-Rated - Total.	1,562	100	.1	2.2	4.1	5.8	16.6	14.9	55.8	.5

a/ Less than .1 per cent.

PERSONNEL

MILITARY PERSONNEL - Continued
FEMALE STRENGTH

The total USAF female strength stood at 10,249 at the end of FY 1951. This strength consisted of 480 WAF and WAC Officers, 2,155 AFN and ANC Officers, 93 WMSC Officers and 7,514 Enlisted WAF's.

The tables on female personnel as listed below reflect actual strength vs objectives for FY 1951.

FEMALE STRENGTH OBJECTIVE VS ACTUAL STRENGTH: FY 1951
(Data is tabulated in thousands. End of FY requirement - 12,200)

Strength	Jul (1950)	Aug	Sep	Oct	Nov	Dec	Jan (1951)	Feb	Mar	Apr	May	Jun
Strength Objective . .	5.5	5.7	6.3	6.9	7.2	7.7	7.5	8.1	8.8	9.5	10.2	12.2
Actual	5.5	5.7	6.2	6.8	7.1	7.0	7.5	8.2	8.8	9.3	9.8	10.2

WMSC AND NURSE PROCUREMENT VS OBJECTIVE: FY 1951
(End of FY '51 requirement - 1,771)

Strength	Jul (1950)	Aug	Sep	Oct	Nov	Dec	Jan (1951)	Feb	Mar	Apr	May	Jun
Procurement Objective.	19	36	39	79	109	433	141	170	225	250	300	300
Actual	38	36	28	111	94	85	113	153	135	150	117	132

WAF OFFICER PROCUREMENT VS OBJECTIVE: FY 1951
(End of FY '51 requirement - 526)

Strength	Jul (1950)	Aug	Sep	Oct	Nov	Dec	Jan (1951)	Feb	Mar	Apr	May	Jun
Procurement Objective. .	-	23	43	20	20	40	20	50	70	50	50	140
Actual	-	22	19	25	25	25	23	15	40	20	25	44
Recall	-	-	11	19	25	9	23	15	25	20	25	13
Officer Candidate School	-	-	11	-	-	16	-	-	15	-	-	31

FEMALE ENLISTED PROCUREMENT VS OBJECTIVE: FY 1951
(End of FY '51 requirement - 5,867)

Strength	Jul (1950)	Aug	Sep	Oct	Nov	Dec	Jan (1951)	Feb	Mar	Apr	May	Jun
Procurement Objective. .	167	350	500	500	250	-	480	480	480	480	480	1,700
Actual	195	397	519	520	267	88	656	576	600	480	308	396

ENLISTMENTS

(See Tables 226 through 229 for the main statistics under this subject.)

The enlistments and reenlistments as indicated in the table below more than doubled during FY 1951. "With Prior Service" refers to those reenlistees who had been out of the service for more than 24 hours; "Immediate Reenlistments" are those reenlistments made within 24 hours after discharge.

ENLISTMENTS AND REENLISTMENTS: FY's 1950 AND 1951

(Figures in parentheses indicate Negro Personnel and are included in the total. The data excludes reenlistments in the Army for SCARWAF Duty.)

Fiscal Year	Total	Fiscal Year	Total
1950 - Total	139,421	1951 - Total	329,653 (14,397)
WAF a/ - Total	2,217 (93)	WAF a/ - Total	4,622 (238)
No Prior Service - Total	53,915 (6,276)	No Prior Service - Total	233,197 (9,165)
% of Total	38.67 (65.72)	% of Total	70.74 (63.66)
WAF a/ - Total	1,980 (85)	WAF a/ - Total	4,402 (222)
% of Total (No Prior Service)	3.67 (91.40)	% of Total (No Prior Service)	95.24 (22.42)
Prior Service - Total	27,918 (1,538)	Prior Service - Total	36,112 (2,129)
% of Total	20.02 (16.10)	% of Total	10.96 (14.79)
WAF a/ - Total	98 (1)	WAF a/ - Total	80 (14)
% of Total (Prior Service)	4.42 (1.07)	% of Total (Prior Service)	1.73 (.66)
Immediate Reenlistment - Total	57,588 (1,736)	Immediate Reenlistment - Total	60,344 (3,103)
% of Total	41.31 (18.18)	% of Total	18.30 (21.55)
WAF a/ - Total	139 (7)	WAF a/ - Total	140 (20)
% of Total (Immediate Reenlmt)	6.26 (7.53)	% of Total (Immediate Reenlmt)	3.03 (.64)

a/ Included in preceding total.

PERSONNEL

MILITARY PERSONNEL - CONTINUED

The following summary indicates the per cent of total enlistments by term of enlistments for FY 1950 and FY 1951:

Fiscal Year	Total Enlistments	Term of Enlistment					
		% - 1 Yr	% - 3 Yrs	% - 4 Yrs	% - 5 Yrs	% - 6 Yrs	% - Indefinite
1950	139,421	0.7	28.2	36.6	0.3	11.6	22.6
1951	329,653	0.0	4.4	81.1	0.0	7.7	6.8

ACCESSIONS AND SEPARATIONS

Table 225 reports FY 1951 by three periods due to the change in reporting details on Accessions and Separations. In order to make comparisons between data on this subject and other tables on a quarterly basis the overall figures have been summarized on a quarterly basis for FY 1951.

Accessions and Separations	Total	Officer			Warrant Officer		Enlisted Personnel	
		Male	Female	AFNC & WMSC	Male	Female	Male a/	Female
FIRST QUARTER								
Command Strength as of beginning of quarter	411,277	53,389	303	1,222	2,085	7	350,489	3,782
Accessions	99,678	6,197	b/101	-	36	-	92,261	1,083
Separations	33,813	783	5/ 48	-	22	-	32,654	306
Net Gain or Loss c/. . .	70,042	5,647	5/ 68	-	8	-	63,478	841
Command Strength as of end of quarter	481,319	59,036	323	1,270	2,093	7	413,967	4,623
SECOND QUARTER d/								
Command Strength as of beginning of quarter	481,319	59,036	323	1,270	2,093	7	413,967	4,623
Accessions	115,428	6,961	59	283	18	-	107,232	875
Separations	34,548	1,025	18	37	46	-	33,105	317
Net Gain or Loss c/. . .	78,010	6,918	30	249	- 25	-	70,345	493
Command Strength as of end of quarter	559,329	65,954	353	1,519	2,068	7	484,312	5,116
THIRD QUARTER e/								
Command Strength as of beginning of quarter	559,329	65,954	353	1,519	2,068	7	484,312	5,116
Accessions	162,289	16,341	49	351	426	-	143,223	1,899
Separations	31,857	1,493	4	38	74	-	29,933	315
Net Gain or Loss c/. . .	129,992	15,525	47	336	360	-	112,310	1,414
Command Strength as of end of quarter	689,321	81,479	400	1,855	2,428	7	596,622	6,530
FOURTH QUARTER								
Command Strength as of beginning of quarter	689,321	81,479	400	1,855	2,428	7	596,622	6,530
Accessions	117,468	18,186	68	381	339	-	97,152	1,342
Separations	22,398	1,423	12	57	105	-	20,434	367
Net Gain or Loss c/. . .	99,060	20,236	80	393	221	-	77,146	984
Command Strength as of end of quarter	788,381	101,715	480	2,248	2,649	7	673,768	7,514

a/ Includes Aviation Cadets.

b/ Includes AFNC and WMSC's as the breakdown for these were not available.

c/ Determined from Command Strength and will not balance with the actual results determined by quarter accessions and separations due to unreconciled inter command transactions.

d/ December 336 unknown gain, 1,626 unknown losses omitted.

e/ January 1,312 unknown gain, 138 unknown losses omitted.

The following information indicates the percentage gain in strength by personnel identity for 30 June 1951 over 30 June 1950:

Strength	Total	Officers			Warrant Officers		Enlisted	
		Male	Female	AFNC and WMSC	Male	Female	Male	Female
Command Strength (30 June 1950).	411,277	53,389	303	1,222	2,085	7	350,489	3,782
Command Strength (30 June 1951).	788,381	101,715	480	2,248	2,649	7	673,768	7,514
Actual Gain	377,104	48,326	177	1,026	564	-	323,279	3,732
Per Cent of Gain	91.7	90.5	58.4	84.0	27.0	-	92.2	98.7

PERSONNEL

MILITARY PERSONNEL - CONTINUED

CREWS

Comments and definitions on Crews data can be found on pages 453 through 455, preceding Tables 232 through 235.

RETURNEES AND ROTATION PERSONNEL

This group consists of Tables 236 through 239 inclusive. Tables 236, 237, and 238 are continuations of Tables 48, 49, and 50 respectively published in the 1949-1950 "USAF Statistical Digest". Information on "Permanent Party Volunteers for Overseas Theaters By Date of Arrival in Theater, By Command" and "Volunteers for Overseas Theaters from Assembly Processing Stations" are no longer continued. A new subject in this series titled "Rotation of Enlisted Personnel from Overseas Theaters, By Estimated Date of Arrivals and Departures - FY 1951" has been included under Table 239.

SAMPLE STUDIES

Comments and definitions to the "Sample Studies" section can be found on pages 464 and 465, preceding the tables (Tables 240 through 245) relative to the subject.

CASUALTY ASSISTANCE

The following definitions apply to the casualty table as it appears under Table 246 - "Casualty Assistance Rendered By Chaplains (Worldwide) to Next of Kin of USAF Military Personnel: FY 1951". (This table covers non-combat casualties as the combat casualty data is summarized in Tables 16 and 17 found under Korean Air Activities.)

DEFINITIONS

CASUALTY ASSISTANCE (CHAPLAINS)

Any assistance rendered to the next of kin of military personnel on matters pertaining to their personal affairs. Chaplains will assist and advise dependents of military personnel (excluding legal assistance) in connection with, but not limited to the following:

1. Dependent's pensions.
2. Family allowance of casualty dependents.
3. Personal effects.
4. Arrears in pay.
5. Burial memorial flag.
6. Settlement of government life insurance.
7. Burial allowance (See AF Reg 165-5, Mar 1949).

NEXT OF KIN

The person most closely related to the person who has become a casualty and is the person entitled by law to make disposition of remains. The legal Next of Kin are recognized in the order listed:

- (1) Wife or husband if not divorced.
- (2) Sons of legal age and in order of seniority.
- (3) Daughters of legal age and in order of seniority.
- (4) Father.
- (5) Mother.
- (6) Brothers of legal age and in order of seniority.
- (7) Sisters of legal age and in order of seniority.
- (8) Grandfather.
- (9) Grandmother.
- (10) Any other relative of legal age in the order of relationship to deceased in accordance with the civil law of descent. Normally the Next of Kin will be reflected on DD Form 92 "Record of Emergency Data", for Military Personnel, and on Optional Form 4b (WD Form 80), "Employee Record Card", for civilian personnel.

During FY 1951, 591 USAF Chaplains were on duty (Worldwide), 31 December 1950 and 679 on duty, 30 June 1951 showing an increase of 88 over the end of the first six months report.

The following table gives a resume of the major causes of non-combat casualties (deaths) for the periods covered in the "USAF Statistical Digest".

Date	Total	A/C Acci- dents	Auto Acci- dents	Natural Causes	Train Acci- dents	Gun- shot Wounds	Sui- cide	Drown- ing	Burns	Alco- hol- ism	Missing in Flight
<u>Total a/</u>	<u>5,625</u>	<u>2,006</u>	<u>1,193</u>	<u>1,270</u>	<u>40</u>	<u>261</u>	<u>144</u>	<u>236</u>	<u>46</u>	<u>25</u>	<u>404</u>
Last Half FY 1947.	236	106	33	38	3	12	9	18	8	4	5
FY 1948.	1,117	390	209	283	15	32	43	53	11	9	72
FY 1949.	1,249	480	214	291	8	63	28	51	12	4	98
FY 1950.	1,218	398	301	285	11	42	21	54	4	3	99
FY 1951.	1,805	632	436	373	3	112	43	60	11	5	130
<u>Total FY '48 through FY '51</u>	<u>5,389</u>	<u>1,900</u>	<u>1,160</u>	<u>1,232</u>	<u>37</u>	<u>249</u>	<u>135</u>	<u>218</u>	<u>38</u>	<u>21</u>	<u>399</u>

a/ Includes the last half of FY 1947.

The greatest number of deaths from all Non-Combat causes occurred in FY 1951. Of the total (including last half FY 1950) FY 1951 had 32.09 per cent of the deaths. Deaths from Burns, Alcoholism and Train Accidents showed declines during FY 1951 over peak points of previous fiscal years.

PERSONNEL

MILITARY PERSONNEL - CONTINUED
DECORATIONS AND AWARDS

Table 247, the last table in the miscellaneous group, includes all Decorations and Awards issued to Military Personnel during FY 1951. A total of 26,460 decorations and awards were made, including 25,562 made as the result of the Korean conflict.

DEFINITIONS

MILITARY USAF DECORATIONS

1. Awards for Heroism - Normally given for a single or a series of related acts for a single act or a series of related acts accomplished over a short period of a few days (not awarded to Civilians or Foreigners).

a. Medal of Honor - Awarded by the Department of Air Force only to any officer, non-commissioned officer or private in action involving actual conflict with an enemy for conspicuous gallantry and intrepidity at the risk of life above and beyond the call of duty.

b. Distinguished Service Cross - Awarded to persons (military, civilian, foreign) serving in any capacity for extraordinary heroism in connection with military operations against an armed enemy, so extraordinary as to set that individual apart from his comrades. During combat operations awarding is delegated to AF theater commanders.

c. Silver Star - Awarded to persons (military, civilian, foreign) serving in any capacity for gallantry which means heroism of a high degree involving risk of life in action not warranting the award of a Medal of Honor or Distinguished Service Cross. Awarded by Air Force Commanders during combat operations.

d. Distinguished Flying Cross - Awarded for heroism or extraordinary achievement while participating in aerial flight. Awarded by Air Force Commanders for U. S. Personnel during active combat operations to members of military, naval or air forces in any capacity with the Air Force.

e. Soldier's Medal - Awarded to members of military, naval or air forces serving in any capacity with the Air Force for heroism not involving actual conflict with the enemy. The act or acts of heroism must include voluntary risk of life and will not be made purely on the basis of saving a life. Awarding during active combat operations by Air Force Commanders.

f. Bronze Star Medal (Valor) - Awarded to persons (military, civilian, foreign) serving in any capacity with the Air Force for heroic achievement not involving participation in aerial flight in actual combat against an enemy of the United States. The required achievements is less than that required for the Silver Star, but nevertheless must be accomplished with distinction. Awarding during active combat operations is delegated to the Air Force Commanders.

2. Meritorious Service Awards - Decorations for meritorious service are awarded for achievements or services, which are outstanding and exceptional when the individual is compared with others of like rank on similar type duties. Except for the Distinguished Service Medal, the position of the individual should have no relation to the degree of the award. Service as well as heroism decorations are primarily for wartime use.

a. Distinguished Service Medal - Awarded to persons serving in any capacity with the Air Force (The President has directed that no awards be made to civilians). Awarded to foreigners only in most exceptional circumstances. The awards are made by Department of the Air Force only for exceptional meritorious service to the Government in duty of great responsibility.

b. Legion of Merit - Awards made by the Air Force only to members of the armed forces of the United States and friendly Foreign nations for exceptionally meritorious conduct in the performance of outstanding service. Recommendations must show superior performance. It may be awarded for specific accomplishments.

c. Distinguished Flying Cross - Awarding delegated to Air Force commanders for US Personnel to Air Force commanders during combat operations. Awards made to members of the military, naval and air forces serving in any capacity with the Air Force for extraordinary achievement while participating in aerial flights. Results accomplished must be so exceptional and outstanding as to clearly set the individual apart from his comrades who have been so recognized.

d. Bronze Star Medal - Awarded to persons (military, civilian, foreign) serving in any capacity with the Air Force for meritorious achievement or service, not involving participation in aerial flight, in connection with military operations against an enemy of the United States. The required achievement or service is less than that required for the Legion of Merit. Award is limited to active operational area. Awarding delegated to division commanders for US personnel; for foreigners to theater commanders. For acts or services since VE Day in Europe and VJ Day in Pacific, no delegation authorized below theater commander. Not awarded for service in Japan or China after 2 March 1946, other areas after 12 January 1946.

e. Air Medal - Awarded to persons (military, civilian, foreign) serving in any capacity with the Air Force, awarding being delegated to Air Force Commanders for US personnel during active operations; for foreigners to theater commanders and delegated to CG, USAF, for certain airlift personnel.

f. Commendation Ribbon - Awarded to members of the United States serving in any capacity with the Air Force by Commanding Generals who are Lieutenant Generals or higher and certain other specified commanders to personnel below the grade of major for service longer than six months but authority to award delegated to CG, USAF, for certain airlift personnel. All other awards made by the Department of the Air Force. Awards are made for service required in less exceptional than that required for the Legion of Merit, nevertheless must be accomplished with distinction. Same degree of service required as that for which the Bronze Star Medal or Air Medal is awarded.

g. Purple Heart - Awarded to members of the United States armed forces and American civilians serving with the armed forces for wounds received in action against an enemy of the United States or as a direct result of an act of such enemy provided such wounds necessitated treatment by a medical officer. (Includes frost bite, but excludes trench foot). Commanders of certain medical installations were authorized to award and authority could have been delegated to any officer.

3. To Civilians

a. Purple Heart to certain civilians (accredited war correspondents, Red Cross personnel, etc) who were Citizens of the United States.

b. Medal of Freedom, including palms to foreigners, military or civilian, and without palms to civilian citizens of the United States. (Awarded only by commanders specifically designated.)

c. Distinguished Service Cross, Silver Star, Bronze Star Medal, and Purple Heart to officers and crew members of the US Merchant Marine.

TABLE 200- MILITARY PERSONNEL ARRIVALS IN US FROM OVERSEAS COMMANDS
BY AIR AND BY WATER - FY 1951

Command from Which Departed	Jul (1950)	Aug	Sep	Oct	Nov	Dec	Jan (1951)	Feb	Mar	Apr	May	Jun
By AIR												
<u>Total</u>	916	477	299	355	526	564	414	722	692	975	1,456	554
<u>Far East Air Forces - Total</u>	40	91	56	51	73	165	137	204	137	230	235	-
Officers	9	15	17	9	20	37	34	91	52	147	144	-
Enlisted	31	76	39	42	53	128	103	113	85	83	91	-
<u>US Air Forces, Europe - Total</u>	37	29	4	6	15	16	13	22	33	42	51	63
Officers	19	18	3	2	8	12	7	10	11	16	22	22
Enlisted	18	11	1	4	7	4	6	12	22	26	29	41
<u>Military Air Transport Service (O/S) - Total</u>	526	271	177	140	170	158	84	165	163	267	525	263
Officers	121	64	38	26	58	55	15	29	18	36	47	58
Enlisted	405	207	139	114	112	123	69	136	145	231	478	205
<u>Alaskan Air Command - Total</u>	135	5	6	5	93	131	52	156	129	305	371	-
Officers	12	1	2	-	16	38	10	9	6	8	17	-
Enlisted	123	4	4	5	77	93	49	147	123	297	354	-
<u>Caribbean Air Command - Total</u>	70	16	6	24	16	9	12	19	13	9	37	-
Officers	18	3	2	10	6	4	5	3	-	1	6	-
Enlisted	52	13	4	14	10	5	7	16	13	8	31	-
<u>Third Air Division - Total a/</u>	69	7	3	3	3	3	-	-	-	-	-	-
Officers	1	-	-	-	-	-	-	-	-	-	-	-
Enlisted	68	7	3	3	3	3	-	-	-	-	-	-
<u>Other Areas - Total</u>	39	58	47	126	156	82	109	156	217	122	237	228
Officers	4	7	9	15	13	41	38	5	6	21	23	25
Enlisted	35	51	38	111	143	41	71	151	211	101	214	203
By WATER												
<u>Total</u>	2,000	491	220	212	115	143	117	226	221	804	1,168	2,097
<u>Far East Air Forces - Total</u>	984	267	75	90	60	77	32	57	86	123	650	1,174
Officers	113	24	12	9	4	12	1	8	32	15	106	75
Enlisted	871	243	63	81	56	65	31	49	54	108	544	1,099
<u>US Air Forces, Europe - Total</u>	507	34	86	95	24	28	46	36	56	557	236	340
Officers	47	6	5	1	5	4	5	6	19	25	15	28
Enlisted	460	28	81	94	19	24	41	30	37	532	221	312
<u>Military Air Transport Service (O/S) - Total</u>	139	34	2	1	1	2	2	33	35	9	92	45
Officers	15	1	-	1	-	2	-	5	-	2	11	7
Enlisted	124	33	2	-	1	-	-	28	35	7	81	38
<u>Alaskan Air Command - Total</u>	308	155	46	26	11	8	34	92	24	93	116	476
Officers	46	16	4	3	10	5	7	8	8	13	2	32
Enlisted	262	139	42	23	1	3	27	84	16	80	114	444
<u>Caribbean Air Command - Total</u>	54	1	9	-	18	28	3	8	19	22	74	59
Officers	10	-	6	-	2	10	-	4	-	4	6	9
Enlisted	44	1	3	-	16	18	3	4	19	18	68	50
<u>Third Air Division - Total a/</u>	6	-	-	-	-	-	-	-	-	-	-	-
Officers	1	-	-	-	-	-	-	-	-	-	-	-
Enlisted	5	-	-	-	-	-	-	-	-	-	-	-
<u>Other Areas - Total</u>	2	-	2	-	1	-	-	-	1	-	-	3
Officers	1	-	2	-	-	-	-	-	-	-	-	-
Enlisted	1	-	-	-	1	-	-	-	1	-	-	3

a/ Third Air Division was terminated as a major command and assigned to USAFE, 21 January 1951.

Source: 4-AF-P5

TABLE 201 - DEPARTURES OF OVERSEAS REPLACEMENTS (MILITARY PERSONNEL)
BY AIR AND BY WATER - FY 1951

Command Destination	Jul (1950)	Aug	Sep	Oct	Nov	Dec	Jan (1951)	Feb	Mar	Apr	May	Jun
By Air												
<u>Total</u>	299	666	341	380	666	225	236	209	255	217	318	462
<u>Far East Air Forces - Total</u>	53	249	11	4	27	2	3	-	1	5	1	-
Officers	53	241	10	4	16	2	3	-	1	5	1	-
Enlisted	-	8	1	-	11	-	-	-	-	-	-	-
<u>US Air Forces, Europe - Total</u>	1	2	-	2	12	5	6	12	23	10	21	16
Officers	-	-	-	2	9	-	1	11	10	9	16	14
Enlisted	1	-	-	-	3	5	5	1	13	1	5	2
<u>Military Air Transport</u>												
<u>Service (O/S) - Total</u>	153	380	243	308	512	127	91	186	216	195	239	331
Officers	84	160	141	148	203	52	32	47	42	46	45	91
Enlisted	69	220	102	160	309	75	59	139	174	149	194	240
<u>Alaskan Air Command - Total</u>	3	-	1	-	-	-	-	2	-	-	-	-
Officers	-	-	1	-	-	-	-	2	-	-	-	-
Enlisted	3	-	-	-	-	-	-	-	-	-	-	-
<u>Caribbean Air Command - Total</u>	81	17	85	17	34	81	26	2	12	2	9	-
Officers	19	2	3	4	4	-	-	-	-	-	-	-
Enlisted	62	15	82	13	34	81	26	2	12	2	9	-
<u>Third Air Division - Total a/</u>	4	6	-	35	30	-	-	-	-	-	-	-
Officers	-	1	-	35	30	-	-	-	-	-	-	-
Enlisted	4	5	-	-	-	-	-	-	-	-	-	-
<u>Other Areas - Total</u>	4	12	1	14	51	10	110	7	3	5	48	115
Officers	2	7	1	8	16	1	1	7	1	3	-	1
Enlisted	2	5	-	6	35	9	109	-	2	2	48	114
By Water												
<u>Total</u>	3,171	14,072	6,531	5,632	4,783	2,362	3,577	3,402	3,695	4,911	5,895	8,699
<u>Far East Air Forces - Total</u>	1,854	10,268	2,930	2,965	1,462	678	1,454	952	1,116	964	1,867	3,701
Officers	387	423	524	268	306	175	179	146	435	140	211	582
Enlisted	1,467	9,845	2,406	2,697	1,156	503	1,275	806	681	824	1,656	3,119
<u>US Air Forces, Europe - Total</u>	191	173	476	302	187	113	496	619	1,038	2,268	1,471	2,140
Officers	59	42	26	62	34	25	30	124	86	101	77	285
Enlisted	132	131	450	240	153	88	466	495	952	2,167	1,394	1,855
<u>Military Air Transport</u>												
<u>Service (O/S) - Total</u>	564	2,228	1,368	839	966	671	457	905	486	1,303	1,469	1,768
Officers	155	119	107	65	113	72	36	77	26	133	70	123
Enlisted	409	2,109	1,261	774	853	599	421	828	460	1,170	1,399	1,645
<u>Alaskan Air Command - Total</u>	374	1,007	1,241	841	244	255	335	495	948	161	872	842
Officers	45	79	93	29	31	12	3	11	19	19	28	64
Enlisted	329	928	1,148	812	213	243	332	484	929	142	844	778
<u>Caribbean Air Command - Total</u>	3	10	22	13	2	8	2	27	32	21	38	118
Officers	1	2	2	1	-	2	2	10	19	5	2	5
Enlisted	2	8	20	12	2	6	2	17	13	16	36	113
<u>Third Air Division - Total a/</u>	124	361	395	122	1,888	612	-	-	-	-	-	-
Officers	4	31	18	68	37	15	-	-	-	-	-	-
Enlisted	120	330	377	54	1,851	597	-	-	-	-	-	-
<u>Other Areas - Total</u>	61	25	99	550	34	25	833	404	75	194	178	130
Officers	2	8	3	-	1	-	17	3	4	5	23	4
Enlisted	59	17	96	550	33	25	816	401	71	189	155	126

a/ Third Air Division was terminated as a major command and assigned to USAFE, 21 January 1951.

Source: 4-AF-P5

TABLE 202 - COMMAND STRENGTH OF OFFICER PERSONNEL BY AERONAUTICAL RATING, BY
AERONAUTICAL DESIGNATION AND SPECIALTY RATING - FY 1951

(Figures in parentheses indicate Negro personnel and are included in open figures. This table includes SCARWAF and SCHAWAF.)

Rating and Designation	15 September (1950)	15 December	15 March (1951)	15 June
<u>Command Strength - Total</u>	<u>61,726</u> (365)	<u>69,503</u> (405)	<u>82,048</u> (497)	<u>104,041</u> (570)
<u>Rated - Total</u>	<u>26,766</u> (138)	<u>41,058</u> (142)	<u>49,500</u> (177)	<u>60,567</u> (190)
<u>Pilot Rating - Total</u>	<u>20,049</u> (126)	<u>32,902</u> (128)	<u>38,785</u> (158)	<u>46,857</u> (169)
Command	871 (-)	872 (-)	876 (-)	888 (-)
Senior	5,551 (5)	6,552 (3)	7,992 (9)	8,916 (11)
Pilots	23,523 (121)	25,339 (125)	29,732 (149)	36,808 (158)
Service	10 (-)	14 (-)	15 (-)	20 (-)
Glider	90 (-)	121 (-)	164 (-)	220 (-)
Balloon	4 (-)	4 (-)	6 (-)	5 (-)
<u>Non-Pilot Rating - Total</u>	<u>6,716</u> (12)	<u>8,156</u> (14)	<u>10,715</u> (19)	<u>13,710</u> (21)
Observer (Bombardment)	879 (2)	1,316 (4)	1,474 (5)	1,573 (5)
Observer (Bombardier-Navigator)	44 (3)	213 (3)	264 (1)	339 (-)
Observer (Non-Specialized)	174 (3)	160 (2)	182 (1)	201 (1)
Observer (Navigator)	2,803 (3)	3,494 (5)	4,826 (8)	6,224 (8)
Observer (Bombardier)	1,342 (-)	1,584 (-)	2,186 (2)	3,241 (5)
Observer (Radar)	619 (-)	817 (-)	1,052 (1)	1,225 (1)
Observer (Flight Engineer)	290 (-)	363 (-)	495 (-)	640 (-)
Observer (Flexible Gunner)	88 (-)	94 (-)	117 (1)	143 (1)
Observer (Medical)	107 (1)	115 (-)	119 (-)	124 (-)
<u>Non-Rated - Total</u>	<u>24,961</u> (227)	<u>28,445</u> (263)	<u>33,548</u> (320)	<u>43,474</u> (380)
<u>Aeronautical Designation - Total</u>	<u>337</u> (3)	<u>398</u> (5)	<u>500</u> (6)	<u>566</u> (6)
Flight Surgeon	180 (3)	208 (5)	239 (5)	253 (5)
Aviation Medical Examiner	20 (-)	16 (-)	21 (-)	53 (-)
Flight Nurse	137 (-)	174 (-)	240 (1)	260 (1)
<u>Specialty Rating - Total</u>	<u>27</u> (1)	<u>31</u> (1)	<u>41</u> (-)	<u>50</u> (-)
<u>Personnel With No Rating or Designation - Total</u>	<u>22,579</u> (216)	<u>26,596</u> (257)	<u>31,841</u> (305)	<u>41,078</u> (369)
<u>Rating Information Not Available - Total</u>	<u>2,013</u> (7)	<u>1,420</u> (-)	<u>1,166</u> (9)	<u>1,780</u> (5)

Source: 11-AF-P2

TABLE 203 - COMMAND STRENGTH OF OFFICER PERSONNEL BY AERONAUTICAL STATUS,
BY GRADE IN WHICH SERVING - FY 1951

Month ^{a/}	Total	Grade							
		General	Colonel	Lieutenant Colonel	Major	Captain	First Lieutenant	Second Lieutenant	Warrant Officer
PILOT									
1950									
July	28,107	200	1,283	1,734	3,373	8,702	10,754	2,052	9
August	29,340	213	1,306	1,762	3,597	9,409	10,538	2,505	10
September	30,049	213	1,307	1,791	3,661	9,614	10,657	2,797	9
October	31,065	218	1,320	1,825	3,703	9,987	11,196	2,807	9
November	32,491	213	1,327	1,883	3,760	11,080	11,330	2,889	9
December	32,902	214	1,316	1,870	3,786	12,127	10,681	2,897	11
1951									
January	33,696	232	1,303	1,882	3,818	13,256	10,085	3,112	8
February	35,725	232	1,711	1,718	4,089	15,082	9,550	3,330	13
March	38,785	233	1,798	2,587	5,099	15,243	10,319	3,491	15
April	42,132	246	1,812	2,799	5,331	16,497	11,646	3,773	28
May ^{b/}	45,679	249	1,827	2,905	5,584	17,727	13,287	4,073	27
June	46,857	247	1,820	2,943	5,702	18,265	14,024	3,836	20
OTHER RATED									
1950									
July	5,888	9	63	126	423	1,909	3,248	104	6
August	6,239	9	74	122	488	2,021	3,350	168	7
September	6,716	10	76	124	517	2,132	3,581	268	8
October	7,176	10	77	130	509	2,249	3,735	458	8
November	7,825	10	78	144	507	2,580	3,893	604	9
December	8,156	10	75	151	499	3,018	3,675	718	10
1951									
January	8,713	10	75	154	531	3,412	3,634	888	9
February	9,519	10	93	154	638	3,807	3,665	1,145	7
March	10,715	11	96	247	924	4,108	3,887	1,432	10
April	11,709	12	100	261	1,015	4,473	4,251	1,584	13
May ^{b/}	12,924	10	101	276	1,066	4,807	4,896	1,757	11
June	13,710	11	101	273	1,098	4,982	5,384	1,848	13
NON-RATED									
1950									
July	22,559	18	590	1,919	3,874	6,768	4,986	2,346	2,058
August	23,741	19	644	1,965	4,046	7,271	5,162	2,531	2,103
September	24,961	21	643	1,933	4,023	7,807	5,473	2,986	2,075
October	26,508	22	634	1,975	4,120	8,432	5,877	3,364	2,084
November	27,349	25	635	2,059	3,989	8,906	6,038	3,626	2,071
December	28,445	22	639	2,089	3,991	9,467	6,216	3,960	2,061
1951									
January	29,302	26	654	2,132	4,027	9,967	6,332	4,120	2,044
February	31,116	27	885	2,019	4,448	10,831	6,349	4,524	2,033
March	33,548	28	904	2,725	5,273	10,728	6,580	5,268	2,042
April	37,041	29	920	3,065	5,904	11,476	7,131	5,952	2,564
May ^{b/}	41,030	30	960	3,365	6,511	12,643	8,209	6,723	2,589
June	43,474	31	986	3,532	6,885	13,138	8,646	7,643	2,613

^{a/} Dates are as of the 15th of the month.

^{b/} May summaries include estimated data for Air Training Command as the command was relieved of detailed reporting during a move.

Source: 11-AF-P2

TABLE 204 - COMMAND STRENGTH OF OFFICER PERSONNEL BY AERONAUTICAL STATUS,
BY COMMAND, - FY 1951

(Includes SCARWAF and SCHAWAF.)

Command and Aeronautical Status	15 September (1950)	15 December	15 March (1951)	15 June
CONTINENTAL US				
<u>Total</u>	<u>48,156</u>	<u>52,868</u>	<u>65,086</u>	<u>84,173</u>
<u>Pilot - Total</u>	<u>22,701</u>	<u>24,272</u>	<u>29,505</u>	<u>37,097</u>
<u>Non-Pilot - Total</u>	<u>5,780</u>	<u>6,788</u>	<u>8,912</u>	<u>11,582</u>
<u>Non-Rated - Total</u>	<u>19,675</u>	<u>21,808</u>	<u>26,669</u>	<u>35,493</u>
<u>Permanent Party - Total</u>	<u>41,394</u>	<u>45,889</u>	<u>54,896</u>	<u>74,653</u>
Pilot	19,768	21,637	25,695	34,089
Non-Pilot	5,009	5,649	6,821	9,541
Non-Rated	16,617	18,603	22,380	31,023
<u>Air Defense Command a/ - Total</u>	<u>a/</u>	<u>a/</u>	<u>5,681</u>	<u>7,421</u>
Pilot	a/	a/	2,915	3,756
Non-Pilot	a/	a/	254	433
Non-Rated	a/	a/	2,512	3,232
<u>Air Engineering Development Division b/ - Total</u>	<u>27</u>	<u>35</u>	<u>49</u>	<u>b/</u>
Pilot	12	17	20	b/
Non-Pilot	-	1	1	b/
Non-Rated	15	17	28	b/
<u>Air Force Finance Division c/ - Total</u>	<u>c/</u>	<u>c/</u>	<u>55</u>	<u>62</u>
Pilot	c/	c/	6	8
Non-Pilot	c/	c/	-	1
Non-Rated	c/	c/	49	53
<u>Air Materiel Command - Total</u>	<u>3,086</u>	<u>3,420</u>	<u>4,038</u>	<u>4,781</u>
Pilot	1,383	1,507	1,628	1,489
Non-Pilot	108	135	177	325
Non-Rated	1,595	1,778	2,233	2,967
<u>Air Pictorial Service d/ - Total</u>	<u>d/</u>	<u>d/</u>	<u>d/</u>	<u>38</u>
Pilot	d/	d/	d/	12
Non-Pilot	d/	d/	d/	3
Non-Rated	d/	d/	d/	23
<u>Air Proving Ground - Total</u>	<u>724</u>	<u>722</u>	<u>848</u>	<u>1,093</u>
Pilot	345	332	418	540
Non-Pilot	63	53	78	107
Non-Rated	316	337	352	446
<u>Air Research and Development Command - Total</u>	<u>77</u>	<u>86</u>	<u>136</u>	<u>2,504</u>
Pilot	41	47	64	946
Non-Pilot	2	3	3	162
Non-Rated	34	36	69	1,396
<u>Air Training Command - Total</u>	<u>7,996</u>	<u>9,232</u>	<u>11,414</u>	<u>15,086</u>
Pilot	3,886	4,257	5,203	6,585
Non-Pilot	760	1,044	1,343	1,928
Non-Rated	3,350	3,931	4,868	6,573
<u>Air University - Total</u>	<u>1,131</u>	<u>1,142</u>	<u>1,168</u>	<u>1,330</u>
Pilot	596	579	555	586
Non-Pilot	47	48	48	68
Non-Rated	488	515	565	676
<u>Continental Air Command - Total</u>	<u>8,297</u>	<u>6,662</u>	<u>3,284</u>	<u>3,716</u>
Pilot	4,339	3,298	1,356	1,358
Non-Pilot	508	274	115	158
Non-Rated	3,450	2,990	1,813	2,200

TABLE 204 - COMMAND STRENGTH OF OFFICER PERSONNEL BY AERONAUTICAL STATUS,
BY COMMAND - FY 1951 - CONTINUED

(Includes SCARWAF and SCNAWAF.)

Command and Aeronautical Status	15 September (1950)	15 December	15 March (1951)	15 June
CONTINENTAL US (Continued)				
<u>Headquarters Command, USAF - Total</u>	<u>2,843</u>	<u>2,878</u>	<u>2,136</u>	<u>2,775</u>
Pilot	987	1,016	1,157	1,286
Non-Pilot	91	102	133	174
Non-Rated	1,765	1,760	1,846	2,315
<u>Headquarters US Air Force - Total</u>	<u>2,409</u>	<u>2,525</u>	<u>2,662</u>	<u>2,940</u>
Pilot	1,177	1,190	1,246	1,281
Non-Pilot	97	104	110	118
Non-Rated	1,135	1,231	1,306	1,541
<u>Long Range Proving Ground Division g/ - Total</u>	<u>48</u>	<u>127</u>	<u>168</u>	<u>2/</u>
Pilot	11	58	66	2/
Non-Pilot	-	9	14	2/
Non-Rated	37	60	88	2/
<u>Military Air Transport Service - Total</u>	<u>4,711</u>	<u>4,879</u>	<u>6,213</u>	<u>7,338</u>
Pilot	2,602	2,605	3,502	4,159
Non-Pilot	437	515	918	1,022
Non-Rated	1,672	1,759	1,793	2,157
<u>Strategic Air Command - Total</u>	<u>9,603</u>	<u>10,281</u>	<u>11,116</u>	<u>16,526</u>
Pilot	4,233	4,452	4,855	7,392
Non-Pilot	2,869	2,975	3,171	4,327
Non-Rated	2,501	2,854	3,090	4,807
<u>Special Weapons Command - Total</u>	<u>199</u>	<u>198</u>	<u>224</u>	<u>319</u>
Pilot	91	92	102	150
Non-Pilot	20	21	24	40
Non-Rated	88	85	98	129
<u>Tactical Air Command f/ - Total</u>	<u>1/</u>	<u>2,509</u>	<u>4,291</u>	<u>7,193</u>
Pilot	1/	2,103	2,463	4,383
Non-Pilot	1/	353	397	631
Non-Rated	1/	1,053	1,431	2,179
<u>USAF Security Service - Total</u>	<u>243</u>	<u>292</u>	<u>413</u>	<u>531</u>
Pilot	65	84	139	158
Non-Pilot	7	12	35	44
Non-Rated	171	197	239	329
<u>Pipeline - Total</u>	<u>6,762</u>	<u>6,979</u>	<u>10,190</u>	<u>9,520</u>
Pilot	2,933	2,635	3,810	3,008
Non-Pilot	771	1,139	2,091	2,042
Non-Rated	3,058	3,205	4,289	4,470
OVERSEAS				
<u>Total</u>	<u>13,570</u>	<u>16,635</u>	<u>17,962</u>	<u>19,868</u>
<u>Pilot - Total</u>	<u>7,348</u>	<u>8,630</u>	<u>9,280</u>	<u>9,760</u>
<u>Non-Pilot - Total</u>	<u>926</u>	<u>1,368</u>	<u>1,803</u>	<u>2,127</u>
<u>Non-Rated - Total</u>	<u>5,286</u>	<u>6,637</u>	<u>6,879</u>	<u>7,981</u>
<u>Alaskan Air Command - Total</u>	<u>1,245</u>	<u>1,288</u>	<u>1,266</u>	<u>1,424</u>
Pilot	615	633	606	626
Non-Pilot	53	66	65	98
Non-Rated	577	589	595	700

TABLE 204 — COMMAND STRENGTH OF OFFICER PERSONNEL BY AERONAUTICAL STATUS,
BY COMMAND — FY 1951 — CONTINUED

(Includes SCARNAF and SCHAWAF.)

Command and Aeronautical Status	15 September (1950)	15 December	15 March (1951)	15 June
OVERSEAS (Continued)				
<u>Caribbean Air Command - Total</u>	<u>184</u>	<u>178</u>	<u>181</u>	<u>195</u>
Pilot	108	101	103	114
Non-Pilot	3	4	4	3
Non-Rated	73	73	74	78
<u>Far East Air Forces - Total</u>	<u>4,946</u>	<u>6,913</u>	<u>7,462</u>	<u>7,979</u>
Pilot	2,802	3,605	3,891	4,002
Non-Pilot	378	571	752	871
Non-Rated	1,766	2,737	2,819	3,106
<u>Headquarters Command USAF - Total</u>	<u>637</u>	<u>675</u>	<u>629</u>	<u>683</u>
Pilot	278	307	337	371
Non-Pilot	10	12	16	19
Non-Rated	349	356	286	293
<u>Military Air Transport Service - Total</u>	<u>3,471</u>	<u>3,624</u>	<u>4,074</u>	<u>4,417</u>
Pilot	1,518	1,951	2,260	2,367
Non-Pilot	328	471	644	745
Non-Rated	1,225	1,202	1,170	1,305
<u>Northeast Air Command g/ - Total</u>	<u>h/</u>	<u>423</u>	<u>431</u>	<u>478</u>
Pilot	h/	180	203	214
Non-Pilot	h/	14	16	18
Non-Rated	h/	229	212	246
<u>Strategic Air Command - Total</u>	<u>153</u>	<u>273</u>	<u>517</u>	<u>986</u>
Pilot	73	128	218	375
Non-Pilot	32	69	165	202
Non-Rated	48	76	134	409
<u>Third Air Division h/ - Total</u>	<u>613</u>	<u>781</u>	<u>h/</u>	<u>h/</u>
Pilot	197	268	h/	h/
Non-Pilot	21	26	h/	h/
Non-Rated	395	487	h/	h/
<u>USAF Security Service - Total</u>	<u>67</u>	<u>84</u>	<u>120</u>	<u>138</u>
Pilot	17	29	42	46
Non-Pilot	3	4	7	8
Non-Rated	47	51	71	84
<u>US Air Forces, Europe - Total</u>	<u>2,254</u>	<u>2,396</u>	<u>2,272</u>	<u>2,568</u>
Pilot	1,340	1,428	1,620	1,645
Non-Pilot	108	131	134	163
Non-Rated	806	837	1,518	1,760

a/ Air Defense Command reestablished a major air command, 1 January 1951.

b/ Air Engineering Development Division assigned to Air Research and Development Command, 1 May 1951.

g/ Air Force Finance Division was established, 1 January 1951; organized as a separate operating agency, and given responsibilities and procedural functions of a major command.

d/ Air Pictorial Service was established, 1 April 1951; organized as a separate operating agency, and given the responsibilities and procedural functions of a major command.

e/ Long Range Proving Ground Division was assigned to Air Research and Development Command, 14 May 1951.

f/ Tactical Air Command was designated a major air command, 1 December 1950.

g/ Northeast Air Command was redesignated as such, 1 October 1950. It was formerly Newfoundland Base Command under Military Air Transport Service.

h/ Third Air Division was terminated as a major air command and assigned to USAFE, 21 January 1951.

Source: 11-AF-P2

TABLE 205 - COMMAND STRENGTH OF OFFICER PERSONNEL ON FLYING STATUS
BY AERONAUTICAL STATUS, BY GRADE IN WHICH SERVING - FY 1951

Month <u>a/</u>	Total	Grade							
		General	Colonel	Lieutenant Colonel	Major	Captain	First Lieutenant	Second Lieutenant	Warrant Officer
PILOT									
1950									
July	25,246	193	1,251	1,677	3,181	7,856	5,108	1,980	-
August	26,573	206	1,269	1,703	3,375	8,552	9,034	2,434	-
September	27,504	206	1,272	1,736	3,453	8,808	9,318	2,711	-
October	28,873	211	1,290	1,771	3,527	9,292	10,030	2,752	-
November	30,405	206	1,296	1,823	3,605	10,358	10,283	2,834	-
December	30,835	207	1,284	1,809	3,645	11,331	9,740	2,818	1
1951									
January	31,564	225	1,268	1,816	3,668	12,389	9,202	2,996	-
February	33,427	224	1,667	1,647	3,917	14,053	8,758	3,161	-
March	36,198	225	1,747	2,488	4,880	14,181	9,412	3,264	1
April	39,288	236	1,760	2,681	5,086	15,349	10,680	3,496	-
May <u>b/</u>	42,306	243	1,768	2,770	5,294	16,413	12,082	3,736	-
June	43,256	240	1,757	2,807	5,389	16,897	12,683	3,483	-
OTHER RATED									
1950									
July	5,113	8	45	75	346	1,655	2,890	94	-
August	5,409	8	53	76	400	1,749	2,973	150	-
September	5,855	9	53	76	423	1,849	3,192	252	1
October	6,305	9	55	80	421	1,950	3,348	441	1
November	6,856	9	56	95	413	2,231	3,475	576	1
December	7,133	9	54	99	405	2,617	3,263	685	1
1951									
January	7,675	9	55	106	442	2,971	3,255	836	1
February	8,355	9	67	104	533	3,268	3,307	1,066	1
March	9,290	10	68	182	759	3,503	3,461	1,306	1
April	10,133	11	73	189	820	3,827	3,750	1,459	4
May <u>b/</u>	11,076	9	70	201	851	4,077	4,255	1,612	1
June	11,636	10	74	202	862	4,172	4,635	1,677	4
NON-RATED									
1950									
July	1,003	1	24	33	49	115	133	641	7
August	837	2	24	32	46	127	145	452	9
September	763	1	22	31	52	126	165	360	6
October	986	1	26	37	53	140	159	563	7
November	977	1	23	33	49	115	115	634	7
December	1,070	1	25	33	52	117	142	693	7
1951									
January	1,064	1	24	34	56	135	119	688	7
February	1,076	1	35	41	63	166	157	605	8
March	1,127	1	31	57	61	193	184	589	11
April	1,220	1	35	65	78	205	181	648	7
May <u>b/</u>	1,270	1	36	63	89	205	194	673	9
June	1,562	1	34	65	90	259	233	872	8

a/ Dates are as of the 15th of the month.

b/ May Summaries include estimated data for Air Training Command as the command was relieved of detailed reporting during a move.

Source: 11-AF-P2

TABLE 206 - COMMAND STRENGTH OF OFFICER PERSONNEL ON FLYING STATUS,
BY AERONAUTICAL STATUS, BY COMMAND - FY 1951

(Includes SCARWAF and SCNAWAF.)

Command and Aeronautical Status	15 September (1950)	15 December	15 March (1951)	15 June
CONTINENTAL US				
<u>Total</u>	<u>26,714</u>	<u>27,665</u>	<u>26,069</u>	<u>45,198</u>
<u>Pilot - Total</u>	<u>20,924</u>	<u>22,714</u>	<u>27,398</u>	<u>34,048</u>
<u>Non-Pilot - Total</u>	<u>5,127</u>	<u>5,971</u>	<u>7,738</u>	<u>9,800</u>
<u>Non-Rated - Total</u>	<u>663</u>	<u>980</u>	<u>933</u>	<u>1,350</u>
<u>Permanent Party - Total</u>	<u>23,079</u>	<u>25,602</u>	<u>20,130</u>	<u>29,685</u>
Pilot	18,383	20,426	24,023	31,305
Non-Pilot	4,462	4,946	5,814	7,900
Non-Rated	234	230	293	480
<u>Air Defense Command a/ - Total</u>	<u>a/</u>	<u>a/</u>	<u>2,896</u>	<u>3,688</u>
Pilot	a/	a/	2,706	3,389
Non-Pilot	a/	a/	167	278
Non-Rated	a/	a/	23	21
<u>Air Engineering Development Division b/ - Total</u>	<u>11</u>	<u>17</u>	<u>18</u>	<u>b/</u>
Pilot	11	16	18	b/
Non-Pilot	-	1	-	b/
Non-Rated	-	-	-	b/
<u>Air Force Finance Division c/ - Total</u>	<u>c/</u>	<u>c/</u>	<u>6</u>	<u>8</u>
Pilot	c/	c/	6	8
Non-Pilot	c/	c/	-	-
Non-Rated	c/	c/	-	-
<u>Air Materiel Command - Total</u>	<u>1,362</u>	<u>1,511</u>	<u>1,522</u>	<u>1,213</u>
Pilot	1,279	1,410	1,406	1,109
Non-Pilot	69	87	99	91
Non-Rated	15	14	17	13
<u>Air Pictorial Service d/ - Total</u>	<u>d/</u>	<u>d/</u>	<u>d/</u>	<u>11</u>
Pilot	d/	d/	d/	11
Non-Pilot	d/	d/	d/	-
Non-Rated	d/	d/	d/	-
<u>Air Proving Ground - Total</u>	<u>386</u>	<u>374</u>	<u>465</u>	<u>565</u>
Pilot	324	320	390	480
Non-Pilot	54	43	61	84
Non-Rated	8	11	14	1
<u>Air Research and Development Command - Total</u>	<u>41</u>	<u>47</u>	<u>62</u>	<u>950</u>
Pilot	38	44	59	812
Non-Pilot	2	2	3	103
Non-Rated	1	1	1	35
<u>Air Training Command - Total</u>	<u>4,272</u>	<u>4,927</u>	<u>6,031</u>	<u>7,719</u>
Pilot	3,600	4,011	4,852	5,996
Non-Pilot	650	894	1,153	1,613
Non-Rated	22	22	26	110
<u>Air University - Total</u>	<u>608</u>	<u>599</u>	<u>566</u>	<u>590</u>
Pilot	570	562	531	548
Non-Pilot	24	25	25	31
Non-Rated	14	12	10	11
<u>Continental Air Command - Total</u>	<u>4,433</u>	<u>3,276</u>	<u>1,289</u>	<u>1,271</u>
Pilot	3,992	3,075	1,228	1,195
Non-Pilot	423	180	53	66
Non-Rated	18	21	8	10

TABLE 206 - COMMAND STRENGTH OF OFFICER PERSONNEL ON FLYING STATUS,
BY AERONAUTICAL STATUS, BY COMMAND - FY 1951 - CONTINUED

(Includes SCARWAF and SCNAWAF.)

Command and Aeronautical Status	15 September (1950)	15 December	15 March (1951)	15 June
CONTINENTAL US (Continued)				
<u>Headquarters Command, USAF - Total</u>	<u>1,001</u>	<u>1,027</u>	<u>1,127</u>	<u>1,260</u>
Pilot	930	951	1,050	1,153
Non-Pilot	60	70	76	94
Non-Rated	11	6	11	13
<u>Headquarters US Air Force - Total</u>	<u>1,198</u>	<u>1,212</u>	<u>1,276</u>	<u>1,319</u>
Pilot	1,133	1,143	1,195	1,221
Non-Pilot	55	57	64	77
Non-Rated	10	12	17	21
<u>Long Range Proving Ground Division g/ - Total</u>	<u>11</u>	<u>59</u>	<u>72</u>	<u>g/</u>
Pilot	11	50	60	g/
Non-Pilot	-	8	11	g/
Non-Rated	-	1	-	g/
<u>Military Air Transport Service - Total</u>	<u>2,816</u>	<u>3,033</u>	<u>4,333</u>	<u>5,029</u>
Pilot	2,354	2,484	3,387	3,961
Non-Pilot	410	495	856	964
Non-Rated	52	54	90	104
<u>Special Weapons Command - Total</u>	<u>99</u>	<u>102</u>	<u>117</u>	<u>159</u>
Pilot	83	86	96	128
Non-Pilot	16	15	17	26
Non-Rated	-	1	4	5
<u>Strategic Air Command - Total</u>	<u>6,778</u>	<u>7,013</u>	<u>7,526</u>	<u>11,074</u>
Pilot	4,002	4,208	4,585	7,052
Non-Pilot	2,693	2,733	2,888	3,925
Non-Rated	83	72	53	97
<u>Tactical Air Command f/ - Total</u>	<u>f/</u>	<u>2,327</u>	<u>2,718</u>	<u>4,718</u>
Pilot	f/	1,998	2,368	4,146
Non-Pilot	f/	326	331	533
Non-Rated	f/	3	19	39
<u>USAF Security Service - Total</u>	<u>62</u>	<u>78</u>	<u>96</u>	<u>111</u>
Pilot	56	68	86	96
Non-Pilot	6	10	10	15
Non-Rated	-	-	-	-
<u>Pipeline - Total</u>	<u>2,635</u>	<u>4,063</u>	<u>5,939</u>	<u>5,513</u>
Pilot	2,541	2,288	3,375	2,743
Non-Pilot	665	1,025	1,924	1,900
Non-Rated	429	750	640	870
OVERSEAS				
<u>Total</u>	<u>7,408</u>	<u>9,373</u>	<u>10,546</u>	<u>11,286</u>
<u>Pilot - Total</u>	<u>6,580</u>	<u>8,121</u>	<u>8,800</u>	<u>9,208</u>
<u>Non-Pilot - Total</u>	<u>728</u>	<u>1,162</u>	<u>1,552</u>	<u>1,826</u>
<u>Non-Rated - Total</u>	<u>100</u>	<u>90</u>	<u>194</u>	<u>212</u>
<u>Alaskan Air Command - Total</u>	<u>585</u>	<u>637</u>	<u>612</u>	<u>653</u>
Pilot	548	584	571	571
Non-Pilot	30	43	41	72
Non-Rated	7	10	-	10

TABLE 206 - COMMAND STRENGTH OF OFFICER PERSONNEL ON FLYING STATUS,
BY AERONAUTICAL STATUS, BY COMMAND - FY 1951 - CONTINUED
(Includes SCARWAF and SCHAWAF.)

Command and Aeronautical Status	15 September (1950)	15 December	15 March (1951)	15 June
OVERSEAS (Continued)				
<u>Caribbean Air Command Total</u>	<u>110</u>	<u>104</u>	<u>107</u>	<u>117</u>
Pilot	106	100	102	113
Non-Pilot	2	2	2	2
Non-Rated	2	2	3	2
<u>Far East Air Forces - Total</u>	<u>2,826</u>	<u>3,830</u>	<u>4,334</u>	<u>4,575</u>
Pilot	2,531	3,366	3,639	3,770
Non-Pilot	263	464	628	743
Non-Rated	32	-	67	62
<u>Headquarters Command, USAF - Total</u>	<u>284</u>	<u>314</u>	<u>350</u>	<u>381</u>
Pilot	276	304	336	364
Non-Pilot	7	8	12	13
Non-Rated	1	2	2	4
<u>Military Air Transport Service - Total</u>	<u>2,124</u>	<u>2,344</u>	<u>2,872</u>	<u>3,055</u>
Pilot	1,769	1,839	2,187	2,257
Non-Pilot	311	455	617	719
Non-Rated	44	50	68	79
<u>Northeast Air Command g/ - Total</u>	<u>g/</u>	<u>186</u>	<u>205</u>	<u>212</u>
Pilot	g/	168	191	198
Non-Pilot	g/	11	10	10
Non-Rated	g/	7	4	4
<u>Strategic Air Command - Total</u>	<u>101</u>	<u>197</u>	<u>406</u>	<u>569</u>
Pilot	69	123	208	345
Non-Pilot	30	67	159	186
Non-Rated	2	7	39	38
<u>Third Air Division h/ - Total</u>	<u>173</u>	<u>260</u>	<u>h/</u>	<u>h/</u>
Pilot	163	245	h/	h/
Non-Pilot	9	14	h/	h/
Non-Rated	1	1	h/	h/
<u>USAF Security Service - Total</u>	<u>20</u>	<u>30</u>	<u>43</u>	<u>48</u>
Pilot	17	26	38	43
Non-Pilot	3	4	5	5
Non-Rated	-	-	-	-
<u>US Air Forces, Europe - Total</u>	<u>1,185</u>	<u>1,471</u>	<u>1,617</u>	<u>1,646</u>
Pilot	1,101	1,366	1,528	1,547
Non-Pilot	73	94	78	86
Non-Rated	11	11	11	13

a/ Air Defense Command Reestablished a major air command, 1 January 1951.

b/ Air Engineering Development Division assigned to Air Research and Development Command, 1 May 1951.

g/ Air Force Finance Division was established, 1 January 1951; organized as a separate operating agency; and given responsibilities and procedural functions of a major command.

d/ Air Pictorial Service was established, 1 April 1951; organized as a separate operating agency; and given the responsibilities and procedural functions of a major command.

e/ Long Range Proving Ground Division was assigned to Air Research and Development Command, 14 May 1951.

f/ Tactical Air Command was designated a major air command, 1 December 1950.

g/ Northeast Air Command was redesignated as such, 1 October 1950. It was formerly Newfoundland Base Command under Military Air Transport Service.

h/ Third Air Division was terminated as a major air command and assigned to USAFE, 21 January 1951.

Source: 11-AP-P2

TABLE 207 - COMMAND STRENGTH BY TYPE, BY PERSONNEL IDENTITY - FY 1951

End of Month	Total	Officer				Warrant Officer		Aviation Cadet	Enlisted	
		Male	WAF	AFNC and ANC	WMSO	Male	Female		Male	Female
WORLDWIDE										
1950										
July	418,033	54,249	303	1,147	75	2,094	7	2,281	353,956	3,921
August	448,156	56,903	302	1,160	83	2,105	7	2,255	381,169	4,172
September	481,319	59,036	323	1,189	81	2,093	7	2,212	411,755	4,623
October	518,675	62,910	330	1,293	84	2,108	7	1,962	444,860	5,121
November	530,404	64,317	337	1,362	88	2,077	7	2,236	454,681	5,299
December	559,329	65,954	353	1,426	93	2,068	7	1,956	482,356	5,116
1951										
January	621,867	69,021	375	1,495	89	2,039	7	2,181	541,091	5,569
February	654,948	75,207	380	1,642	85	2,048	7	1,913	567,553	6,113
March	689,321	81,479	400	1,766	89	2,428	7	2,049	594,573	6,530
April	727,778	89,538	418	1,897	94	2,620	7	2,374	623,910	6,920
May	761,205	96,753	442	2,012	93	2,656	7	2,276	649,744	7,222
June	788,381	101,715	480	2,155	93	2,649	7	2,476	671,292	7,514
CONTINENTAL US										
1950										
July	321,742	42,758	234	860	56	1,643	6	2,281	270,175	3,729
August	338,651	44,502	229	867	64	1,628	6	2,255	285,118	3,982
September	365,302	46,015	251	862	64	1,594	6	2,212	309,879	4,419
October	394,244	48,733	252	945	66	1,569	5	1,962	335,848	4,864
November	397,719	48,988	258	1,017	70	1,540	5	2,236	338,559	5,046
December	423,545	50,218	273	1,069	74	1,536	5	1,956	363,553	4,861
1951										
January	482,289	53,138	295	1,144	70	1,498	5	2,181	418,645	5,313
February	510,438	58,651	298	1,277	68	1,495	5	1,913	440,876	5,855
March	542,322	64,368	315	1,384	70	1,790	4	2,049	466,081	6,261
April	576,718	71,879	332	1,517	74	1,889	4	2,374	491,999	6,650
May	606,847	78,624	354	1,596	73	1,937	4	2,276	515,055	6,928
June	628,954	82,579	392	1,703	73	1,927	4	2,476	532,581	7,219
OVERSEAS										
1950										
July	96,291	11,491	69	287	19	451	1	-	83,781	192
August	109,505	12,401	73	293	19	477	1	-	96,051	190
September	116,017	13,021	72	327	17	499	1	-	101,876	204
October	124,431	14,177	78	348	18	539	2	-	109,012	257
November	132,685	15,329	79	345	18	537	2	-	116,122	253
December	135,784	15,736	80	357	19	532	2	-	118,803	255
1951										
January	139,578	15,883	80	351	19	541	2	-	122,446	256
February	144,510	16,556	82	365	17	553	2	-	126,677	258
March	146,999	17,111	85	382	19	638	3	-	128,492	269
April	151,060	17,659	86	380	20	731	3	-	131,911	270
May	154,358	18,129	88	416	20	719	3	-	134,689	294
June	159,427	19,136	88	452	20	722	3	-	138,711	295

Source: 2-AF - P2 (Operating Manual 171-5)

TABLE 208 - COMMAND STRENGTH BY TYPE, BY PERSONNEL IDENTITY, BY COMMAND - FY 1951

(WAF - Women in the Air Force; AFNC and ANC - Air Force Nurses Corps and Army Nurses Corps; WMSC - Women's Medical Specialist Corps.)

End of Month	Total	Officer				Warrant Officer		Aviation Cadet	Enlisted	
		Male	WAF	AFNC and ANC	WMSC	Male	Female		Male	Female
AIR DEFENSE COMMAND a/										
<u>1951</u>										
January	39,349	3,697	27	60	1	129	-	-	34,721	714
February	50,900	4,833	28	68	1	138	-	-	45,098	734
March	60,100	5,667	30	76	1	166	-	-	53,393	767
April	62,567	6,229	41	70	1	170	-	-	55,166	890
May	64,362	6,641	41	71	1	176	-	-	56,428	1,004
June	66,895	7,344	40	98	1	182	-	-	58,177	1,053
AIR ENGINEERING DEVELOPMENT DIVISION b/										
<u>1950</u>										
July	32	23	-	-	-	-	-	-	9	-
August	37	25	-	-	-	-	-	-	12	-
September	43	28	-	-	-	-	-	-	15	-
October	45	28	-	-	-	-	-	-	17	-
November	53	31	-	-	-	-	-	-	22	-
December	64	38	-	-	-	-	-	-	26	-
<u>1951</u>										
January	79	39	-	-	-	-	-	-	40	-
February	86	43	-	-	-	-	-	-	43	-
March	113	56	-	-	-	-	-	-	57	-
April	122	60	-	-	-	-	-	-	62	-
AIR FORCE FINANCE DIVISION c/										
<u>1951</u>										
January	43	43	-	-	-	-	-	-	-	-
February	48	47	-	-	-	1	-	-	-	-
March	57	56	-	-	-	1	-	-	-	-
April	59	58	-	-	-	1	-	-	-	-
May	62	62	-	-	-	-	-	-	-	-
June	62	62	-	-	-	-	-	-	-	-
AIR FORCE TRANSIENTS AND PATIENTS										
<u>1950</u>										
July	23,903	1,496	7	26	-	37	-	7	22,290	40
August	18,099	1,036	4	34	-	34	-	9	16,780	202
September	20,090	1,347	11	25	-	26	1	256	18,115	309
October	20,261	1,429	9	12	-	21	-	8	18,537	245
November	12,701	1,144	8	11	-	11	-	7	11,308	212
December	24,023	829	3	10	-	7	-	8	23,129	37
<u>1951</u>										
January	13,382	1,966	3	25	1	14	1	4	11,156	212
February	14,916	3,514	11	32	-	23	1	50	11,041	244
March	17,598	2,585	6	17	-	16	-	3	14,725	246
April	15,646	1,991	6	54	-	10	-	3	13,458	124
May	19,448	2,731	6	61	-	31	-	4	16,526	89
June	23,325	3,077	7	56	-	29	-	6	19,954	196
AIR MATERIEL COMMAND										
<u>1950</u>										
July	14,601	2,770	11	60	1	140	-	-	11,510	109
August	14,990	2,820	12	64	1	136	-	-	11,855	102
September	15,502	2,913	14	64	1	132	-	-	12,285	93
October	16,620	3,040	16	75	1	130	-	-	13,261	97
November	18,092	3,129	16	74	2	128	-	-	14,649	94
December	19,334	3,252	18	79	2	131	-	-	15,688	164
<u>1951</u>										
January	20,532	3,273	18	87	2	124	-	-	16,873	155
February	21,752	3,624	19	104	2	123	-	-	17,665	215
March	22,390	3,960	21	114	3	156	-	-	17,909	227
April	19,086	3,900	21	86	3	128	-	-	14,762	186
May	22,104	4,514	19	86	2	124	-	-	17,129	230
June	24,300	4,758	17	92	4	122	-	-	19,044	263
AIR PICTORIAL SERVICE d/										
<u>1951</u>										
April	76	19	-	-	-	-	-	-	57	-
May	102	31	-	-	-	-	-	-	71	-
June	191	50	-	-	-	1	-	-	140	-

TABLE 208 — COMMAND STRENGTH BY TYPE, BY PERSONNEL IDENTITY, BY COMMAND — FY 1951 — CONTINUED

(WAF - Women in the Air Force; AFNC and ANC - Air Force Nurses Corps and Army Nurses Corps; WMSC - Women's Medical Specialist Corps.)

End of Month	Total	Officer				Warrant Officer		Aviation Cadet	Enlisted	
		Male	WAF	AFNC and ANC	WMSA	Male	Female		Male	Female
AIR PROVING GROUND										
<u>1950</u>										
July	6,441	637	4	12	1	30	1	-	5,706	50
August	6,599	660	4	15	1	28	1	-	5,839	51
September	6,644	667	4	13	1	28	-	-	5,880	51
October	7,636	698	5	15	1	28	-	-	6,825	64
November	7,844	734	5	16	2	27	-	-	6,993	67
December	7,536	669	5	16	2	25	-	-	6,741	78
<u>1951</u>										
January	8,332	740	4	16	2	28	-	-	7,467	75
February	8,649	766	4	19	2	28	-	-	7,761	69
March	8,163	858	4	18	2	40	-	-	7,173	68
April	8,439	970	3	22	2	40	-	-	7,336	66
May	8,577	1,001	2	27	2	39	-	-	7,442	64
June	8,785	1,034	1	27	2	39	-	-	7,615	67
AIR RESEARCH AND DEVELOPMENT COMMAND <i>e/f</i>										
<u>1950</u>										
July	82	67	-	-	-	-	-	-	15	-
August	90	72	-	-	-	-	-	-	18	-
September	99	78	-	-	-	-	-	-	21	-
October	104	80	-	-	-	-	-	-	24	-
November	111	85	-	-	-	-	-	-	26	-
December	113	85	-	-	-	-	-	-	28	-
<u>1951</u>										
January	116	87	-	-	-	-	-	-	29	-
February	149	98	-	-	-	-	-	-	48	3
March	312	146	-	-	-	-	-	-	163	3
April	5,707	1,362	1	26	-	28	-	-	4,216	74
May	6,727	2,213	5	38	-	37	-	-	6,349	85
June	9,315	2,582	5	42	-	38	-	-	6,565	83
AIR TRAINING COMMAND										
<u>1950</u>										
July	113,681	10,068	85	169	14	342	-	2,274	98,924	1,805
August	121,282	10,348	82	164	15	341	-	2,246	106,265	1,821
September	139,227	11,169	90	176	14	347	-	1,956	123,409	2,066
October	149,272	11,809	85	206	14	340	-	1,954	132,429	2,435
November	152,159	11,950	88	238	14	343	-	2,229	134,839	2,458
December	157,969	12,486	97	265	17	344	-	1,948	140,617	2,195
<u>1951</u>										
January	212,116	12,839	95	312	19	338	-	2,177	194,061	2,275
February	209,558	14,048	96	363	20	339	-	1,863	190,364	2,465
March	212,593	16,054	108	417	22	426	-	2,046	190,909	2,611
April	223,697	17,761	108	496	24	415	-	2,371	199,717	2,805
May	226,484	18,595	108	548	25	407	-	2,272	201,721	2,808
June	234,433	19,772	137	609	30	406	-	2,470	208,156	2,853
AIR UNIVERSITY										
<u>1950</u>										
July	9,790	3,452	11	45	1	48	-	-	6,117	116
August	9,495	3,318	11	53	2	50	-	-	5,934	127
September	5,990	2,738	11	56	4	36	-	-	3,034	111
October	6,111	2,775	10	63	4	34	-	-	3,125	100
November	6,320	2,836	10	68	4	34	-	-	3,272	96
December	6,322	2,780	12	68	5	31	-	-	3,297	129
<u>1951</u>										
January	6,728	2,824	11	77	6	29	-	-	3,662	119
February	7,069	2,748	10	78	7	27	-	-	4,070	129
March	7,274	2,803	9	82	7	32	-	-	4,210	131
April	7,517	2,835	10	83	7	31	-	-	4,429	122
May	7,719	2,878	10	91	7	31	-	-	4,581	121
June	7,661	2,647	9	96	7	31	-	-	4,755	116

TABLE 208 -- COMMAND STRENGTH BY TYPE, BY PERSONNEL IDENTITY, BY COMMAND -- FY 1951 -- CONTINUED

(WAF - Women in the Air Force; AFNC and ANC - Air Force Nurses Corps and Army Nurses Corps; WMSC - Women's Medical Specialist Corps.)

End of Month	Total	Officer				Warrant Officer		Aviation Cadet	Enlisted	
		Male	WAF	AFNC and ANC	WMSC	Male	Female		Male	Female
MILITARY AIR TRANSPORT SERVICE										
1950										
July	24,070	4,244	17	70	-	207	3	-	19,019	510
August	25,461	4,318	17	63	-	204	3	-	20,359	497
September	27,167	4,459	16	77	1	199	3	-	21,894	518
October	28,358	4,578	16	99	1	195	3	-	22,947	519
November	29,870	4,624	16	106	2	190	2	-	24,408	522
December	30,403	4,699	18	116	2	190	2	-	24,846	530
1951										
January	30,817	4,882	33	101	2	180	1	-	25,146	472
February	33,243	5,893	20	154	2	175	1	-	26,474	524
March	34,038	6,117	20	167	2	176	1	-	27,017	538
April	35,102	6,508	21	175	2	229	1	-	27,598	568
May	36,244	6,926	20	178	2	229	1	-	28,337	551
June	36,891	7,049	17	191	2	219	1	-	28,856	556
SPECIAL WEAPONS COMMAND										
1950										
July	1,607	186	-	2	-	11	-	-	1,408	-
August	1,587	185	-	2	-	11	-	-	1,389	-
September	1,669	190	-	2	-	10	-	-	1,467	-
October	1,832	189	-	2	-	10	-	-	1,631	-
November	1,930	191	-	2	-	10	-	-	1,727	-
December	2,071	192	-	2	-	10	-	-	1,867	-
1951										
January	2,081	198	-	2	-	9	-	-	1,872	-
February	2,095	206	-	2	-	9	-	-	1,878	-
March	2,217	215	-	2	-	12	-	-	1,988	-
April	2,389	268	-	2	-	12	-	-	2,107	-
May	2,630	301	-	2	-	10	-	-	2,317	-
June	2,708	330	-	2	-	10	-	-	2,366	-
STRATEGIC AIR COMMAND										
1950										
July	58,144	8,375	14	125	5	320	-	-	48,951	354
August	64,370	9,073	14	125	5	323	-	-	54,442	388
September	67,750	9,252	16	120	5	323	-	-	57,639	395
October	69,422	9,386	17	144	5	317	-	-	59,147	406
November	71,976	9,629	18	175	6	317	-	-	61,426	405
December	74,712	9,818	16	194	7	312	-	-	63,963	402
1951										
January	76,999	9,861	16	204	10	303	-	-	66,209	396
February	83,845	10,115	16	207	12	298	-	-	72,810	387
March	93,570	12,102	23	232	12	345	-	-	80,420	436
April	103,625	14,108	27	244	13	383	-	-	88,346	504
May	110,579	15,512	29	242	13	390	-	-	93,859	534
June	113,203	16,020	31	262	12	395	-	-	95,937	546
TACTICAL AIR COMMAND g/										
1950										
December	21,807	3,511	8	24	1	62	-	-	18,005	196
1951										
January	25,540	3,736	12	31	1	64	-	-	21,506	190
February	28,109	3,790	17	35	-	65	-	-	23,941	261
March	30,442	4,257	18	42	-	77	-	-	25,719	329
April	39,434	5,933	19	46	1	94	-	-	32,974	367
May	45,432	7,060	20	61	-	92	-	-	37,769	430
June	47,079	7,231	18	60	-	92	-	-	39,284	394
USAF SECURITY SERVICE										
1950										
July	1,832	210	1	-	-	8	-	-	1,596	17
August	1,931	217	1	-	-	8	-	-	1,685	20
September	2,339	243	2	-	-	9	-	-	2,057	28
October	2,671	262	3	-	-	9	-	-	2,369	28
November	3,004	280	3	-	-	8	-	-	2,684	29
December	3,067	284	3	-	-	8	-	-	2,743	29

TABLE 208 - COMMAND STRENGTH BY TYPE, BY PERSONNEL IDENTITY, BY COMMAND - FY 1951 - CONTINUED

(WAF - Women in the Air Force; AFNC and ANC - Air Force Nurses Corps and Army Nurses Corps; WMSC - Women's Medical Specialist Corps.)

End of Month	Total	Officer				Warrant Officer		Aviation Cadet	Enlisted	
		Male	WAF	AFNC and ANC	WMSC	Male	Female		Male	Female
USAF SECURITY SERVICE (Continued)										
1951										
January	3,063	299	3	-	-	5	-	-	2,726	30
February	3,608	358	3	-	-	4	-	-	3,214	29
March	3,832	448	3	-	-	18	-	-	3,333	30
April	3,981	501	3	-	-	19	-	-	3,430	28
May	4,218	509	3	-	-	18	-	-	3,660	28
June	4,254	514	3	-	-	17	-	-	3,696	24
ALASKAN AIR COMMAND (OVERSEAS)										
1950										
July	11,999	1,023	7	51	2	44	-	-	10,872	-
August	12,590	1,102	9	53	2	48	-	-	11,376	-
September	13,344	1,158	9	52	2	50	-	-	12,073	-
October	14,054	1,200	9	53	2	49	-	-	12,741	-
November	14,091	1,206	9	52	2	47	-	-	12,775	-
December	14,174	1,172	9	50	2	46	-	-	12,895	-
1951										
January	14,249	1,164	11	49	2	46	-	-	12,977	-
February	14,713	1,166	11	49	2	44	-	-	13,441	-
March	15,047	1,159	11	49	2	51	-	-	13,775	-
April	14,981	1,158	11	47	2	66	-	-	13,697	-
May	15,226	1,183	11	52	2	64	-	-	13,914	-
June	15,622	1,307	10	49	2	61	-	-	14,193	-
CARIBBEAN AIR COMMAND (OVERSEAS)										
1950										
July	1,100	178	1	2	-	8	-	-	911	-
August	1,077	173	1	2	-	8	-	-	893	-
September	1,168	171	1	2	-	7	-	-	987	-
October	1,183	170	1	2	-	6	-	-	1,004	-
November	1,160	172	1	2	-	5	-	-	980	-
December	1,234	167	1	2	-	5	-	-	1,059	-
1951										
January	1,224	165	1	2	-	5	-	-	1,051	-
February	1,235	171	1	2	-	4	-	-	1,057	-
March	1,244	176	1	2	-	6	-	-	1,059	-
April	1,245	185	1	2	-	9	-	-	1,048	-
May	1,232	178	1	2	-	9	-	-	1,042	-
June	1,237	182	1	2	-	10	-	-	1,042	-
FAR EAST AIR FORCES (OVERSEAS)										
1950										
July	36,877	4,040	25	30	3	140	-	-	32,639	-
August	45,928	4,576	27	30	2	152	-	-	41,141	-
September	47,916	4,918	26	54	1	166	-	-	42,751	-
October	53,732	5,749	29	68	2	199	1	-	47,636	48
November	58,148	6,437	28	66	2	197	1	-	51,369	48
December	58,731	6,646	29	64	2	193	1	-	51,748	48
1951										
January	59,503	6,703	28	60	2	193	1	-	52,468	48
February	60,133	6,860	29	88	2	197	1	-	52,909	47
March	60,523	7,132	29	113	8	230	1	-	52,962	48
April	61,016	7,283	25	113	9	263	1	-	53,274	48
May	62,027	7,382	27	139	9	263	1	-	54,157	49
June	62,555	7,713	28	145	9	261	1	-	54,349	49
HEADQUARTERS COMMAND, USAF (OVERSEAS)										
1950										
July	1,156	475	8	98	12	23	-	-	540	-
August	1,172	484	8	98	12	24	-	-	544	2
September	1,178	487	8	96	12	23	-	-	550	2
October	1,163	486	8	95	12	23	-	-	538	1
November	1,217	534	10	96	12	21	-	-	542	2
December	1,221	544	10	94	13	21	-	-	536	3

TABLE 208 - COMMAND STRENGTH BY TYPE, BY PERSONNEL IDENTITY, BY COMMAND- FY 1951 -- CONTINUED

(WAF - Women in the Air Force; AFNC and ANC - Air Force Nurses Corps and Army Nurses Corps; Wmsc - Women's Medical Specialist Corps.)

End of Month	Total	Officer				Warrant Officer		Aviation Cadet	Enlisted	
		Male	WAF	AFNC and ANC	WMSC	Male	Female		Male	Female
HEADQUARTERS COMMAND, USAF (OVERSEAS)										
<u>1951</u>										
January	1,222	543	9	91	13	22	-	-	541	3
February	1,229	560	9	78	11	22	-	-	546	3
March	1,196	543	9	58	7	23	-	-	553	3
April	1,195	533	9	54	7	23	-	-	566	3
May	1,334	611	10	53	7	25	-	-	625	3
June	1,295	578	10	52	7	24	-	-	621	3
MILITARY AIR TRANSPORT SERVICE (OVERSEAS)										
<u>1950</u>										
July	23,439	3,047	12	60	-	125	1	-	20,103	91
August	25,464	3,206	12	64	-	131	1	-	21,963	87
September	27,588	3,348	12	76	-	136	1	-	23,913	102
October	25,539	3,101	9	64	-	117	1	-	22,223	24
November	26,537	3,373	9	63	-	121	1	-	22,950	20
December	27,030	3,446	9	81	-	121	1	-	23,352	20
<u>1951</u>										
January	28,283	3,522	10	81	-	121	1	-	24,529	19
February	29,802	3,790	10	81	-	122	1	-	25,775	23
March	30,265	3,898	13	89	-	123	2	-	26,116	24
April	30,796	4,052	14	90	-	157	2	-	26,449	32
May	31,516	4,160	13	94	-	149	2	-	27,035	63
June	32,965	4,336	12	91	-	149	2	-	28,310	65
NORTHEAST AIR COMMAND (OVERSEAS) ^{h/}										
<u>1950</u>										
October	3,070	373	3	19	-	19	-	-	2,571	85
November	3,079	383	3	19	-	19	-	-	2,571	84
December	3,034	370	3	19	-	18	-	-	2,540	84
<u>1951</u>										
January	3,622	362	2	18	-	17	-	-	3,140	83
February	3,661	365	2	16	-	16	-	-	3,160	82
March	3,578	398	2	16	-	22	-	-	3,058	82
April	3,973	415	3	16	-	23	-	-	3,434	82
May	3,910	412	2	16	-	21	-	-	3,384	75
June	3,987	431	2	18	-	23	-	-	3,440	73
STRATEGIC AIR COMMAND (OVERSEAS)										
<u>1950</u>										
July	919	134	-	5	-	8	-	-	772	-
August	911	138	-	5	1	8	-	-	759	-
September	1,009	145	-	6	-	8	-	-	850	-
October	1,000	146	-	6	-	8	-	-	840	-
November	1,509	165	-	6	-	8	-	-	1,330	-
December	2,399	266	1	6	-	10	-	-	2,116	-
<u>1951</u>										
January	3,539	479	1	6	-	15	-	-	3,038	-
February	3,764	491	1	6	-	17	-	-	3,249	-
March	4,076	566	1	6	-	23	-	-	3,480	-
April	4,310	616	1	9	-	25	-	-	3,659	-
May	8,296	855	1	11	-	31	-	-	7,398	-
June	9,152	1,002	2	14	-	33	-	-	8,101	-
THIRD AIR DIVISION (OVERSEAS) ^{1/}										
<u>1950</u>										
July	4,923	474	-	12	1	27	-	-	4,409	-
August	6,220	539	-	12	1	27	-	-	5,641	-
September	7,278	584	-	12	1	29	-	-	6,652	-
October	7,644	673	3	12	1	39	-	-	6,916	-
November	9,566	717	3	12	1	41	-	-	8,792	-
December	10,166	728	3	12	1	41	-	-	9,381	-

TABLE 208 -- COMMAND STRENGTH BY TYPE, BY PERSONNEL IDENTITY, BY COMMAND -- FY 1951 -- CONTINUED

(WAF - Women in the Air Force; AFNC and ANC - Air Force Nurses Corps and Army Nurses Corps; WMSC - Women's Medical Specialist Corps.)

End of Month	Total	Officer				Warrant Officer		Aviation Cadet	Enlisted	
		Male	WAF	AFNC and ANC	WMSC	Male	Female		Male	Female
US AIR FORCES, EUROPE (OVERSEAS) ^{3/}										
<u>1950</u>										
July	14,858	2,079	16	29	1	75	-	-	12,557	101
August	14,939	2,121	16	29	1	78	-	-	12,593	101
September	15,365	2,142	16	29	1	79	-	-	12,998	100
October	15,814	2,210	16	29	1	78	-	-	13,381	99
November	15,953	2,265	16	29	1	76	-	-	13,467	99
December	16,246	2,317	15	29	1	75	-	-	13,709	100
<u>1951</u>										
January	26,186	2,849	18	44	2	118	-	-	23,052	103
February	28,004	3,023	19	45	2	125	-	-	24,687	103
March	28,960	3,122	19	49	2	153	-	-	25,503	112
April	31,270	3,290	22	49	2	159	-	-	27,644	104
May	28,604	3,220	23	49	2	151	-	-	25,056	103
June	30,265	3,451	23	81	2	154	-	-	26,450	104
USAF SECURITY SERVICE (OVERSEAS)										
<u>1950</u>										
July	1,020	41	-	-	-	1	-	-	978	-
August	1,204	62	-	-	-	1	-	-	1,141	-
September	1,171	68	-	-	-	1	-	-	1,102	-
October	1,232	69	-	-	-	1	-	-	1,162	-
November	1,425	77	-	-	-	2	-	-	1,346	-
December	1,549	80	-	-	-	2	-	-	1,467	-
<u>1951</u>										
January	1,750	96	-	-	-	4	-	-	1,650	-
February	1,969	110	-	-	-	6	-	-	1,853	-
March	2,110	117	-	-	-	7	-	-	1,986	-
April	2,274	127	-	-	-	6	-	-	2,140	1
May	2,213	128	-	-	-	6	-	-	2,078	1
June	2,349	136	-	-	-	7	-	-	2,205	1

a/ Air Defense Command reestablished a major air command, 1 January 1951.

b/ Air Engineering Development Division assigned to Air Research and Development Command, 1 May 1951.

c/ Air Force Finance Division was established, 1 January 1951; organized as a separate operating agency and given the responsibilities and procedural functions of a major command.

d/ Air Pictorial Service was established, 1 April 1951, organized as a separate operating agency, and given the responsibilities and procedural functions of a major command.

e/ Research and Development Command established effective, 23 January 1950, redesignated Air Research and Development Command, 16 September 1950.

f/ Long Range Proving Ground was assigned to Air Research and Development Command, 14 May 1951.

g/ Tactical Air Command was designated a major air command, 1 December 1950.

h/ Northeast Air Command was redesignated as such, 1 October 1950. It was formerly Newfoundland Base Command under Military Air Transport Service.

i/ Third Air Division was terminated as a major air command and assigned to USAFE, 21 January 1951.

j/ Includes Third Air Division personnel after 21 January 1951.

Source: 2-AF - P2 (Operating Manual 171-5)

TABLE 209 - COMMAND STRENGTH OF SCARWAF COMMISSIONED OFFICERS BY CONTROL BRANCH,
BY GRADE IN WHICH SERVING, WORLDWIDE - FY 1951

Control Branch	Total	GRADE					
		Colonel	Lieutenant Colonel	Major	Captain	First Lieutenant	Second Lieutenant
<u>September (1950) - Total</u>	<u>682</u>	<u>6</u>	<u>45</u>	<u>54</u>	<u>223</u>	<u>278</u>	<u>76</u>
Adjutant General's Department	-	-	-	-	-	-	-
Army Nurse Corps	4	-	-	-	1	3	-
Corps of Chaplains	1	-	-	-	1	-	-
Corps of Engineers	593	5	41	48	173	255	71
Corps of Military Police	3	-	-	-	1	2	-
Dental Corps	9	-	1	-	8	-	-
Finance Department	-	-	-	-	-	-	-
Infantry	3	-	-	-	2	1	-
Medical Corps	25	-	2	1	21	1	-
Medical Service Corps	5	-	-	1	2	1	1
Ordnance Department	1	-	1	-	-	-	-
Quartermaster Corps	3	-	-	-	3	-	-
Signal Corps	33	1	-	2	11	15	4
Transportation Corps	1	-	-	1	-	-	-
Veterinary Corps	1	-	-	1	-	-	-
Women's Medical Specialist Corps	-	-	-	-	-	-	-
<u>December - Total</u>	<u>666</u>	<u>6</u>	<u>49</u>	<u>72</u>	<u>254</u>	<u>237</u>	<u>48</u>
Adjutant General's Department	-	-	-	-	-	-	-
Army Nurse Corps	3	-	-	-	-	2	1
Corps of Chaplains	-	-	-	-	-	-	-
Corps of Engineers	569	5	43	64	201	218	38
Corps of Military Police	-	-	-	-	-	-	-
Dental Corps	7	-	3	1	3	-	-
Finance Department	-	-	-	-	-	-	-
Infantry	2	-	-	-	2	-	-
Medical Corps	20	-	-	2	18	-	-
Medical Service Corps	3	-	-	-	2	-	1
Ordnance Department	4	-	2	-	1	1	-
Quartermaster Corps	1	-	-	-	1	-	-
Signal Corps	54	1	1	3	26	16	7
Transportation Corps	2	-	-	1	-	-	1
Veterinary Corps	1	-	-	1	-	-	-
Women's Medical Specialist Corps	-	-	-	-	-	-	-
<u>March (1951) - Total</u>	<u>681</u>	<u>12</u>	<u>42</u>	<u>84</u>	<u>258</u>	<u>237</u>	<u>48</u>
Adjutant General's Department	-	-	-	-	-	-	-
Army Nurse Corps	2	-	-	-	-	2	-
Corps of Chaplains	-	-	-	-	-	-	-
Corps of Engineers	580	11	38	74	209	206	42
Corps of Military Police	-	-	-	-	-	-	-
Dental Corps	8	-	2	1	4	1	-
Finance Department	-	-	-	-	-	-	-
Infantry	2	-	-	-	2	-	-
Medical Corps	12	-	-	2	8	2	-
Medical Service Corps	4	-	-	-	2	-	2
Ordnance Department	2	-	1	-	-	1	-
Quartermaster Department	-	-	-	-	-	-	-
Signal Corps	67	1	1	5	33	23	4
Transportation Corps	3	-	-	1	-	2	-
Veterinary Corps	1	-	-	1	-	-	-
Women's Medical Specialist Corps	-	-	-	-	-	-	-
<u>June - Total</u>	<u>806</u>	<u>11</u>	<u>42</u>	<u>97</u>	<u>293</u>	<u>293</u>	<u>70</u>
Adjutant General's Department	-	-	-	-	-	-	-
Army Nurse Corps	1	-	-	-	-	1	-
Corps of Chaplains	-	-	-	-	-	-	-
Corps of Engineers	711	10	40	85	250	262	64
Corps of Military Police	-	-	-	-	-	-	-
Dental Corps	7	-	1	1	3	2	-
Finance Department	-	-	-	-	-	-	-
Infantry	2	-	-	1	1	-	-
Medical Corps	8	-	-	1	5	2	-
Medical Service Corps	1	-	-	-	-	-	1
Ordnance Department	2	-	-	1	-	1	-
Quartermaster Department	-	-	-	-	-	-	-
Signal Corps	69	1	1	6	33	23	5
Transportation Corps	4	-	-	1	1	2	-
Veterinary Corps	1	-	-	1	-	-	-
Women's Medical Specialist Corps	-	-	-	-	-	-	-

Source: 1-AF - P6

TABLE 210—COMMAND STRENGTH BY FUNCTIONAL GROUP BY TYPE OF MANNING AUTHORITY,
CONTINENTAL US AND OVERSEAS—FY 1951

End of Month	Aggregate	Permanent Party			Pipeline	
		Total	T/O and E	Table of Distribution	Students	Other Pipeline
<u>1950</u>						
<u>July - Total</u>	<u>418,033</u>	<u>330,597</u>	<u>157,134</u>	<u>173,463</u>	<u>62,379</u>	<u>25,057</u>
Officers and Warrant Officers . . .	57,875	50,175	20,578	29,597	5,902	1,798
Enlisted	360,158	280,422	136,556	143,866	56,477	23,259
<u>August - Total</u>	<u>448,156</u>	<u>361,737</u>	<u>175,528</u>	<u>186,209</u>	<u>67,074</u>	<u>19,345</u>
Officers and Warrant Officers . . .	60,560	53,710	22,699	31,011	5,662	1,188
Enlisted	387,596	308,027	152,829	155,198	61,412	18,157
<u>September - Total</u>	<u>481,319</u>	<u>385,199</u>	<u>186,307</u>	<u>198,892</u>	<u>75,504</u>	<u>20,616</u>
Officers and Warrant Officers . . .	62,729	55,819	24,009	31,810	5,444	1,466
Enlisted	418,590	329,380	162,298	167,082	70,060	19,150
<u>October - Total</u>	<u>518,675</u>	<u>417,344</u>	<u>204,792</u>	<u>212,552</u>	<u>80,271</u>	<u>21,060</u>
Officers and Warrant Officers . . .	66,732	59,432	27,671	31,761	5,741	1,559
Enlisted	451,943	357,912	177,121	180,791	74,530	19,501
<u>November - Total</u>	<u>530,404</u>	<u>436,897</u>	<u>214,384</u>	<u>222,513</u>	<u>79,894</u>	<u>13,613</u>
Officers and Warrant Officers . . .	68,188	61,248	27,437	33,811	5,634	1,306
Enlisted	462,216	375,649	186,947	188,702	74,260	12,307
<u>December - Total</u>	<u>559,329</u>	<u>452,406</u>	<u>216,794</u>	<u>235,612</u>	<u>82,360</u>	<u>24,563</u>
Officers and Warrant Officers . . .	69,901	63,053	27,542	35,511	5,916	932
Enlisted	489,428	389,353	189,252	200,101	76,444	23,631
<u>1951</u>						
<u>January - Total</u>	<u>621,867</u>	<u>484,116</u>	<u>229,103</u>	<u>255,013</u>	<u>123,717</u>	<u>14,034</u>
Officers and Warrant Officers . . .	73,026	64,797	28,470	36,327	6,104	2,125
Enlisted	548,841	419,319	200,633	218,686	117,613	11,909
<u>February - Total</u>	<u>654,948</u>	<u>528,058</u>	<u>245,775</u>	<u>282,283</u>	<u>110,994</u>	<u>15,896</u>
Officers and Warrant Officers . . .	79,369	69,405	29,883	39,522	6,248	3,716
Enlisted	575,579	458,653	215,892	242,761	104,746	12,180
<u>March - Total</u>	<u>689,321</u>	<u>559,396</u>	<u>268,751</u>	<u>290,645</u>	<u>111,425</u>	<u>18,500</u>
Officers and Warrant Officers . . .	86,169	76,906	33,437	43,469	6,470	2,793
Enlisted	603,152	482,490	235,314	247,176	104,955	15,707
<u>April - Total</u>	<u>727,778</u>	<u>592,221</u>	<u>288,374</u>	<u>303,847</u>	<u>118,180</u>	<u>17,377</u>
Officers and Warrant Officers . . .	94,574	85,517	37,523	47,994	6,750	2,307
Enlisted	633,204	506,704	250,851	255,853	111,430	15,070
<u>May - Total</u>	<u>761,205</u>	<u>619,614</u>	<u>307,101</u>	<u>312,513</u>	<u>118,559</u>	<u>23,032</u>
Officers and Warrant Officers . . .	101,963	91,970	40,480	51,490	6,786	3,207
Enlisted	659,242	527,644	266,621	261,023	111,773	19,825
<u>June - Total</u>	<u>783,381</u>	<u>638,366</u>	<u>315,524</u>	<u>322,842</u>	<u>122,543</u>	<u>27,472</u>
Officers and Warrant Officers . . .	107,099	96,534	42,404	54,130	6,924	3,641
Enlisted	681,282	541,832	273,120	268,712	115,619	23,831

Source: 3 - AF - P2

TABLE 211 - COMMAND STRENGTH (WORLDWIDE) BY GRADE

Grade	Total	USAF	SCARNAF	Total	USAF	SCARNAF	Total	USAF	SCARNAF
	FIRST HALF								
	July			August			September		
Total	418,033	403,994	14,039	448,156	433,386	14,770	481,319	466,623	14,696
<u>Officer and Warrant Officer - Total</u>	57,875	57,154	721	60,560	59,857	703	62,729	62,038	691
<u>Officer - Total a/</u>	55,774	55,063	711	58,448	57,754	694	60,629	59,947	682
General	226	226	-	244	244	-	246	246	-
Colonel	1,991	1,984	7	2,023	2,018	5	2,023	2,017	6
Lieutenant Colonel	3,775	3,729	46	3,830	3,788	42	3,860	3,815	45
Major	7,985	7,922	63	8,168	8,110	58	8,220	8,166	54
Captain	18,031	17,800	231	19,148	18,911	237	20,013	19,790	223
First Lieutenant	18,942	18,650	292	19,412	19,141	271	20,010	19,732	278
Second Lieutenant	4,824	4,752	72	5,623	5,542	81	6,257	6,181	76
<u>Warrant Officer - Total</u>	2,101	2,091	10	2,112	2,103	9	2,100	2,091	9
Chief Warrant Officer	744	737	7	797	790	7	799	793	6
Warrant Officer, JG	1,357	1,354	3	1,315	1,313	2	1,301	1,298	3
<u>Enlisted - Total b/</u>	357,877	344,559	13,318	385,341	371,274	14,067	416,378	402,373	14,005
Seventh Grade	21,244	21,042	202	22,045	21,841	204	24,079	23,851	228
Sixth Grade	27,525	27,110	415	29,086	28,653	433	31,310	30,856	454
Fifth Grade	57,225	56,019	1,206	60,216	58,935	1,281	63,657	62,359	1,298
Fourth Grade	63,229	60,514	2,715	67,320	64,344	2,976	70,995	67,871	3,124
Third Grade	77,112	71,417	5,695	80,925	74,980	5,945	82,550	76,698	5,852
Second Grade	78,171	75,516	2,655	85,053	82,259	2,794	88,770	86,163	2,607
First Grade	33,371	32,941	430	40,696	40,262	434	55,017	54,575	442
<u>Aviation Cadet - Total</u>	2,281	2,281	-	2,255	2,255	-	2,212	2,212	-
	LAST HALF								
	January			February			March		
Total	621,867	607,391	14,476	654,948	640,347	14,601	689,321	674,511	14,810
<u>Officer and Warrant Officer - Total</u>	73,026	72,364	662	79,369	78,690	679	86,169	85,480	689
<u>Officer - Total c/</u>	70,980	70,323	657	77,314	76,641	673	83,734	83,053	681
General	269	269	-	270	270	-	273	273	-
Colonel	2,357	2,346	11	2,763	2,751	12	2,820	2,808	12
Lieutenant Colonel	3,871	3,825	46	4,768	4,724	44	5,905	5,863	42
Major	8,467	8,381	86	11,273	11,186	87	11,640	11,556	84
Captain	28,345	28,100	245	28,838	28,583	255	31,200	30,942	258
First Lieutenant	19,392	19,171	221	20,039	19,809	230	21,249	21,012	237
Second Lieutenant	8,279	8,231	48	9,363	9,318	45	10,647	10,599	48
<u>Warrant Officer - Total</u>	2,046	2,041	5	2,055	2,049	6	2,435	2,427	8
Chief Warrant Officer	865	863	2	800	797	3	787	784	3
Warrant Officer, JG	1,180	1,178	2	1,255	1,252	3	1,648	1,643	5
<u>Enlisted - Total b/</u>	546,660	532,846	13,814	573,666	559,744	13,922	601,103	586,982	14,121
Seventh Grade	29,758	29,488	270	31,464	31,177	287	32,940	32,643	297
Sixth Grade	36,599	36,054	545	38,972	38,412	560	41,605	41,010	595
Fifth Grade	79,871	78,117	1,754	84,102	82,280	1,822	87,720	85,849	1,871
Fourth Grade	89,991	86,004	3,987	92,845	88,771	4,074	94,785	90,693	4,092
Third Grade	81,449	76,590	4,859	87,024	82,240	4,784	95,067	90,544	4,523
Second Grade	108,471	106,606	1,865	114,226	112,425	1,801	130,236	128,121	2,115
First Grade	120,521	119,987	534	125,033	124,439	594	118,750	118,122	628
<u>Aviation Cadet - Total</u>	2,181	2,181	-	1,913	1,913	-	2,049	2,049	-

a/ Includes Naval Officers for the respective months as follows: July-77; August-75; September-71; October-67; November-64; and December-60.

b/ Enlisted are reported on a pay scale basis because of the inclusion of SCARNAF and SCNAWAF.

c/ Includes Naval Officers for the respective months as follows: January-53; February-50; March-38; April-23; May-16; and June-13.

IN WHICH SERVING, BY DEPARTMENTAL STATUS - FY 1951

Total	USAF	SCARWAF	Total	USAF	SCARWAF	Total	USAF	SCARWAF	Grade
FY 1951									
October			November			December			
<u>518,675</u>	<u>503,936</u>	<u>14,739</u>	<u>530,404</u>	<u>515,866</u>	<u>14,538</u>	<u>559,329</u>	<u>544,804</u>	<u>14,525</u>	<u>Total</u>
<u>66,732</u>	<u>66,046</u>	<u>686</u>	<u>68,188</u>	<u>67,508</u>	<u>680</u>	<u>69,901</u>	<u>69,230</u>	<u>671</u>	<u>Officer and Warrant Officer - Total</u>
<u>64,617</u>	<u>63,938</u>	<u>679</u>	<u>66,104</u>	<u>65,430</u>	<u>674</u>	<u>67,826</u>	<u>67,160</u>	<u>666</u>	<u>Officer - Total a/</u>
<u>248</u>	<u>248</u>	<u>-</u>	<u>246</u>	<u>246</u>	<u>-</u>	<u>266</u>	<u>266</u>	<u>-</u>	<u>General</u>
<u>2,041</u>	<u>2,035</u>	<u>6</u>	<u>2,031</u>	<u>2,024</u>	<u>7</u>	<u>2,009</u>	<u>2,003</u>	<u>6</u>	<u>Colonel</u>
<u>3,967</u>	<u>3,922</u>	<u>45</u>	<u>4,102</u>	<u>4,056</u>	<u>46</u>	<u>4,130</u>	<u>4,081</u>	<u>49</u>	<u>Lieutenant Colonel</u>
<u>8,331</u>	<u>8,275</u>	<u>56</u>	<u>8,259</u>	<u>8,189</u>	<u>70</u>	<u>8,265</u>	<u>8,193</u>	<u>72</u>	<u>Major</u>
<u>21,386</u>	<u>21,126</u>	<u>260</u>	<u>24,086</u>	<u>23,826</u>	<u>260</u>	<u>24,851</u>	<u>24,597</u>	<u>254</u>	<u>Captain</u>
<u>21,683</u>	<u>21,439</u>	<u>244</u>	<u>20,174</u>	<u>19,946</u>	<u>228</u>	<u>20,615</u>	<u>20,378</u>	<u>237</u>	<u>First Lieutenant</u>
<u>6,961</u>	<u>6,893</u>	<u>68</u>	<u>7,206</u>	<u>7,143</u>	<u>63</u>	<u>7,690</u>	<u>7,642</u>	<u>48</u>	<u>Second Lieutenant</u>
<u>2,115</u>	<u>2,108</u>	<u>7</u>	<u>2,084</u>	<u>2,078</u>	<u>6</u>	<u>2,075</u>	<u>2,070</u>	<u>5</u>	<u>Warrant Officer - Total</u>
<u>807</u>	<u>803</u>	<u>4</u>	<u>797</u>	<u>793</u>	<u>4</u>	<u>796</u>	<u>793</u>	<u>3</u>	<u>Chief Warrant Officer</u>
<u>1,308</u>	<u>1,305</u>	<u>3</u>	<u>1,287</u>	<u>1,285</u>	<u>2</u>	<u>1,279</u>	<u>1,277</u>	<u>2</u>	<u>Warrant Officer, JG</u>
<u>449,981</u>	<u>435,928</u>	<u>14,053</u>	<u>459,980</u>	<u>446,122</u>	<u>13,858</u>	<u>487,472</u>	<u>473,618</u>	<u>13,854</u>	<u>Enlisted - Total b/</u>
<u>26,364</u>	<u>26,129</u>	<u>235</u>	<u>27,402</u>	<u>27,152</u>	<u>250</u>	<u>28,814</u>	<u>28,554</u>	<u>260</u>	<u>Seventh Grade</u>
<u>32,601</u>	<u>32,133</u>	<u>468</u>	<u>33,645</u>	<u>33,144</u>	<u>501</u>	<u>35,156</u>	<u>34,628</u>	<u>528</u>	<u>Sixth Grade</u>
<u>69,370</u>	<u>68,006</u>	<u>1,364</u>	<u>72,155</u>	<u>70,665</u>	<u>1,490</u>	<u>75,806</u>	<u>74,165</u>	<u>1,641</u>	<u>Fifth Grade</u>
<u>78,227</u>	<u>74,956</u>	<u>3,271</u>	<u>81,634</u>	<u>78,044</u>	<u>3,590</u>	<u>85,921</u>	<u>82,154</u>	<u>3,767</u>	<u>Fourth Grade</u>
<u>85,985</u>	<u>80,170</u>	<u>5,815</u>	<u>81,880</u>	<u>76,425</u>	<u>5,455</u>	<u>79,931</u>	<u>74,699</u>	<u>5,232</u>	<u>Third Grade</u>
<u>88,128</u>	<u>85,747</u>	<u>2,381</u>	<u>90,245</u>	<u>88,191</u>	<u>2,054</u>	<u>97,071</u>	<u>95,175</u>	<u>1,896</u>	<u>Second Grade</u>
<u>69,306</u>	<u>68,787</u>	<u>519</u>	<u>73,019</u>	<u>72,501</u>	<u>518</u>	<u>84,773</u>	<u>84,243</u>	<u>530</u>	<u>First Grade</u>
<u>1,962</u>	<u>1,962</u>	<u>-</u>	<u>2,236</u>	<u>2,236</u>	<u>-</u>	<u>1,956</u>	<u>1,956</u>	<u>-</u>	<u>Aviation Cadet - Total</u>
FY 1951									
April			May			June			
<u>727,778</u>	<u>713,001</u>	<u>14,777</u>	<u>761,205</u>	<u>742,959</u>	<u>18,246</u>	<u>788,381</u>	<u>769,403</u>	<u>18,978</u>	<u>Total</u>
<u>94,574</u>	<u>93,872</u>	<u>702</u>	<u>101,963</u>	<u>101,115</u>	<u>848</u>	<u>107,099</u>	<u>106,245</u>	<u>854</u>	<u>Officer and Warrant Officer - Total</u>
<u>91,947</u>	<u>91,256</u>	<u>691</u>	<u>99,300</u>	<u>98,492</u>	<u>808</u>	<u>104,443</u>	<u>103,637</u>	<u>806</u>	<u>Officer - Total c/</u>
<u>287</u>	<u>287</u>	<u>-</u>	<u>289</u>	<u>289</u>	<u>-</u>	<u>285</u>	<u>285</u>	<u>-</u>	<u>General</u>
<u>2,856</u>	<u>2,845</u>	<u>11</u>	<u>2,911</u>	<u>2,899</u>	<u>12</u>	<u>2,936</u>	<u>2,925</u>	<u>11</u>	<u>Colonel</u>
<u>6,346</u>	<u>6,304</u>	<u>42</u>	<u>6,684</u>	<u>6,638</u>	<u>46</u>	<u>6,852</u>	<u>6,810</u>	<u>42</u>	<u>Lieutenant Colonel</u>
<u>12,754</u>	<u>12,668</u>	<u>86</u>	<u>13,490</u>	<u>13,393</u>	<u>97</u>	<u>13,969</u>	<u>13,872</u>	<u>97</u>	<u>Major</u>
<u>33,448</u>	<u>33,185</u>	<u>263</u>	<u>35,953</u>	<u>35,657</u>	<u>296</u>	<u>37,042</u>	<u>36,749</u>	<u>293</u>	<u>Captain</u>
<u>24,348</u>	<u>24,109</u>	<u>239</u>	<u>27,224</u>	<u>26,933</u>	<u>291</u>	<u>28,900</u>	<u>28,607</u>	<u>293</u>	<u>First Lieutenant</u>
<u>11,908</u>	<u>11,858</u>	<u>50</u>	<u>12,749</u>	<u>12,683</u>	<u>66</u>	<u>14,459</u>	<u>14,389</u>	<u>70</u>	<u>Second Lieutenant</u>
<u>2,627</u>	<u>2,616</u>	<u>11</u>	<u>2,663</u>	<u>2,623</u>	<u>40</u>	<u>2,656</u>	<u>2,608</u>	<u>48</u>	<u>Warrant Officer - Total</u>
<u>775</u>	<u>772</u>	<u>3</u>	<u>930</u>	<u>925</u>	<u>5</u>	<u>1,038</u>	<u>1,034</u>	<u>4</u>	<u>Chief Warrant Officer</u>
<u>1,852</u>	<u>1,844</u>	<u>8</u>	<u>1,733</u>	<u>1,698</u>	<u>35</u>	<u>1,618</u>	<u>1,574</u>	<u>44</u>	<u>Warrant Officer, JG</u>
<u>630,830</u>	<u>616,755</u>	<u>14,075</u>	<u>656,966</u>	<u>639,568</u>	<u>17,398</u>	<u>678,806</u>	<u>660,682</u>	<u>18,124</u>	<u>Enlisted - Total b/</u>
<u>34,617</u>	<u>34,318</u>	<u>299</u>	<u>36,371</u>	<u>36,018</u>	<u>353</u>	<u>37,713</u>	<u>37,362</u>	<u>351</u>	<u>Seventh Grade</u>
<u>42,852</u>	<u>42,268</u>	<u>584</u>	<u>44,900</u>	<u>44,193</u>	<u>707</u>	<u>46,064</u>	<u>45,317</u>	<u>747</u>	<u>Sixth Grade</u>
<u>91,103</u>	<u>89,237</u>	<u>1,866</u>	<u>95,053</u>	<u>92,823</u>	<u>2,230</u>	<u>96,862</u>	<u>94,554</u>	<u>2,308</u>	<u>Fifth Grade</u>
<u>99,813</u>	<u>95,748</u>	<u>4,065</u>	<u>103,207</u>	<u>98,681</u>	<u>4,526</u>	<u>104,437</u>	<u>99,830</u>	<u>4,607</u>	<u>Fourth Grade</u>
<u>103,117</u>	<u>98,702</u>	<u>4,415</u>	<u>106,402</u>	<u>100,826</u>	<u>5,576</u>	<u>108,586</u>	<u>103,206</u>	<u>5,380</u>	<u>Third Grade</u>
<u>162,520</u>	<u>160,325</u>	<u>2,195</u>	<u>201,288</u>	<u>198,075</u>	<u>3,213</u>	<u>221,663</u>	<u>217,585</u>	<u>4,078</u>	<u>Second Grade</u>
<u>96,808</u>	<u>96,157</u>	<u>651</u>	<u>69,745</u>	<u>68,952</u>	<u>793</u>	<u>63,481</u>	<u>62,828</u>	<u>653</u>	<u>First Grade</u>
<u>2,374</u>	<u>2,374</u>	<u>-</u>	<u>2,276</u>	<u>2,276</u>	<u>-</u>	<u>2,476</u>	<u>2,476</u>	<u>-</u>	<u>Aviation Cadet - Total</u>

TABLE 213 - COMMAND STRENGTH OF FEMALE PERSONNEL BY GRADE IN WHICH SERVING,
WORLDWIDE - FY 1951 - CONTINUED

Grade	January (1951)	February	March	April	May	June
Enlisted - Total	5,569	6,113	6,530	6,920	7,222	7,514
Master Sergeant	50	58	64	75	80	79
Technical Sergeant	182	199	218	221	230	248
Staff Sergeant	637	647	652	678	679	647
Sergeant	448	491	529	653	764	905
Corporal	1,352	1,466	1,666	1,760	1,742	1,730
Private First Class	1,729	1,934	2,200	2,407	3,023	3,127
Private	1,171	1,318	1,201	1,126	704	778

Source: 2 - AF - P2

TABLE 214 - COMMAND STRENGTH OF NEGRO PERSONNEL BY GRADE IN WHICH SERVING,
WORLDWIDE - FY 1951

Grade	July (1950)	August	September	October	November	December
Total	26,806	27,634	28,429	29,312	29,806	30,580
Officer and Warrant Officer - Total	328	343	369	375	402	411
Officer - Total	319	335	360	366	393	401
General	-	-	-	a/	-	-
Colonel	1	1	1	a/	1	1
Lieutenant Colonel	2	3	6	a/	4	4
Major	18	17	16	a/	18	19
Captain	105	122	125	a/	161	164
First Lieutenant	134	127	134	a/	121	113
Second Lieutenant	59	65	78	a/	88	100
Warrant Officer - Total	9	8	9	9	9	10
Chief Warrant Officer	4	4	4	4	4	4
Warrant Officer, JG	5	4	5	5	5	6
Enlisted - Total	26,448	27,269	28,038	28,919	29,379	30,144
Master Sergeant	392	393	423	a/	458	491
Technical Sergeant	581	614	684	a/	783	813
Staff Sergeant	2,223	2,308	2,510	a/	2,984	3,241
Sergeant	4,205	4,566	4,693	a/	5,380	5,697
Corporal	6,443	6,663	6,873	a/	7,216	7,339
Private First Class	8,045	9,017	9,052	a/	8,213	8,137
Private	4,479	3,708	3,803	a/	4,345	4,426
Aviation Cadet - Total	30	22	22	18	25	25

Grade	January (1951)	February	March	April	May	June
Total	31,533	32,622	32,694	33,456	35,177	39,114
Officer and Warrant Officer - Total	433	480	496	528	538	596
Officer - Total	423	470	485	517	525	583
General	-	-	-	-	-	-
Colonel	1	2	2	2	2	2
Lieutenant Colonel	5	5	7	7	8	8
Major	17	31	30	33	37	41
Captain	173	179	186	192	195	199
First Lieutenant	118	124	128	140	140	170
Second Lieutenant	109	129	132	143	143	163
Warrant Officer - Total	10	10	11	11	13	13
Chief Warrant Officer	4	4	4	4	4	4
Warrant Officer, JG	6	6	7	7	6	9
Enlisted - Total	31,070	32,115	32,175	32,902	34,618	38,497
Master Sergeant	502	537	571	585	601	628
Technical Sergeant	835	882	951	992	1,038	1,081
Staff Sergeant	3,471	3,694	3,826	3,991	4,163	4,270
Sergeant	6,050	6,234	6,230	6,414	6,530	6,664
Corporal	7,456	8,037	8,504	8,883	8,860	8,808
Private First Class	8,065	7,948	7,670	7,828	8,480	9,079
Private	4,691	4,783	4,423	4,209	4,946	7,967
Aviation Cadet - Total	30	27	23	26	21	21

a/ Distribution by Grade not available.

Source: 2 - AF - P2

TABLE 215 - COMMAND STRENGTH OF NEGRO PERSONNEL BY SEX - FY 1951

End of Month	Worldwide			Continental			Overseas		
	Total	Male	Female	Total	Male	Female	Total	Male	Female
<u>1950</u>									
July	26,806	26,603	203	20,897	20,702	195	5,909	5,901	8
August	27,634	27,425	209	20,340	20,140	200	7,294	7,285	9
September	28,429	28,201	228	20,511	20,292	219	7,918	7,909	9
October	29,312	29,059	253	20,542	20,303	239	8,770	8,756	14
November	29,806	29,536	270	20,600	20,344	256	9,206	9,192	14
December	30,580	30,316	264	21,214	20,964	250	9,366	9,352	14
<u>1951</u>									
January	31,533	31,256	277	22,058	21,796	262	9,475	9,460	15
February	32,622	32,325	297	22,697	22,414	283	9,925	9,911	14
March	32,694	32,376	318	22,585	22,284	301	10,109	10,092	17
April	33,456	33,139	317	23,119	22,820	299	10,337	10,319	18
May	35,177	34,829	348	24,406	24,081	325	10,771	10,748	23
June	39,114	38,767	347	28,119	27,799	320	10,995	10,968	27

Source: 2 - AF - P2

TABLE 216 - COMMAND STRENGTH OF NEGRO PERSONNEL BY TYPE - FY 1951

End of Month	Worldwide				Continental				Overseas			
	Total	Officer	Warrant Officer	En-listed Personnel	Total	Officer	Warrant Officer	En-listed Personnel	Total	Officer	Warrant Officer	En-listed Personnel
<u>1950</u>												
July	26,806	319	9	26,478	20,897	206	7	20,684	5,909	113	2	5,794
August	27,634	335	8	27,291	20,340	200	6	20,134	7,294	135	2	7,157
September	28,429	360	9	28,060	20,511	213	7	20,291	7,918	147	2	7,769
October	29,312	366	9	28,937	20,542	214	6	20,322	8,770	152	3	8,615
November	29,806	393	9	29,404	20,600	231	6	20,363	9,206	162	3	9,041
December	30,580	401	10	30,169	21,214	242	7	20,965	9,366	159	3	9,204
<u>1951</u>												
January	31,533	423	10	31,100	22,058	255	7	21,796	9,475	168	3	9,304
February	32,622	470	10	32,142	22,697	286	7	22,404	9,925	184	3	9,738
March	32,694	485	11	32,198	22,585	291	7	22,287	10,109	194	4	9,911
April	33,456	517	11	32,928	23,119	318	7	22,794	10,337	199	4	10,134
May	35,177	525	13	34,639	24,406	328	9	24,069	10,771	197	4	10,570
June	39,114	583	13	38,518	28,119	374	7	27,738	10,995	209	6	10,780

Source: 2-AF-P2

TABLE 217 - AIR FORCE MILITARY COMMAND STRENGTH WITHIN CONTINENTAL US BY STATE - FY 1951

(Table below is based on Operating Location.)

State	1950						1951					
	July	August	September	October	November	December	January	February	March	April	May	June
Total . . .	320,898	337,814	364,358	393,194	396,625	422,462	481,164	509,827	541,555	575,886	606,124	628,626
Alabama . . .	7,033	6,890	7,333	8,814	9,302	9,758	10,898	12,167	12,404	12,848	12,983	13,012
Arizona . . .	7,049	7,493	7,907	7,995	8,166	8,349	8,552	10,434	10,902	11,737	12,295	13,324
Arkansas . . .	274	311	323	275	306	636	231	228	299	219	217	178
California . .	42,275	39,667	42,041	42,719	40,392	43,053	45,302	48,146	50,333	55,694	62,459	62,542
Colorado . . .	7,896	8,481	8,984	10,722	11,462	12,592	16,512	17,522	17,811	18,589	20,019	19,190
Connecticut . .	138	100	141	122	201	250	182	703	1,151	1,336	1,017	834
Delaware . . .	386	805	1,450	1,640	2,243	2,097	2,170	3,040	3,238	3,360	3,413	3,866
District of Columbia . .	9,273	9,819	9,828	10,133	9,610	9,755	10,148	9,852	10,401	10,590	10,673	10,701
Florida . . .	15,391	16,151	18,677	20,993	22,080	21,517	23,857	26,245	28,784	30,434	32,471	34,293
Georgia . . .	9,616	9,914	10,026	11,319	11,517	11,828	11,757	12,892	15,991	18,823	18,603	19,224
Idaho	43	41	35	27	43	43	27	102	216	406	960	1,734
Illinois	18,615	18,505	19,601	22,204	21,410	22,175	24,684	26,035	26,522	28,477	29,335	29,970
Indiana	792	801	754	657	704	1,278	795	1,893	2,044	2,190	3,104	3,174
Iowa	187	174	187	154	176	556	127	182	457	149	207	254
Kansas	700	612	636	900	614	643	633	692	3,090	3,781	4,242	5,409
Kentucky	794	803	855	1,933	2,147	2,519	2,121	2,294	2,400	2,448	2,460	2,553
Louisiana	7,631	8,349	8,798	9,018	10,394	10,382	9,825	10,599	12,088	12,086	12,451	12,203
Maine	258	414	502	652	971	1,093	1,557	3,131	3,650	4,664	5,106	5,202
Maryland	4,608	4,928	5,214	5,386	5,818	5,858	5,890	6,025	6,360	6,318	6,396	7,081
Massachusetts	7,668	8,244	8,509	8,902	9,644	9,510	9,727	11,472	12,004	12,500	12,287	12,918
Michigan	4,491	4,553	5,376	5,196	5,430	6,166	6,090	6,452	7,176	7,226	7,079	7,120
Minnesota	762	843	761	713	847	1,631	697	1,634	3,081	3,577	3,055	2,735
Mississippi	13,568	14,555	18,318	20,703	20,363	21,604	25,284	29,203	28,097	29,386	28,129	27,349
Missouri	332	450	589	526	514	1,094	393	450	754	1,606	1,580	2,031
Montana	1,939	2,121	2,328	2,647	2,990	3,094	3,069	3,479	3,728	3,854	4,250	4,509
Nebraska	3,167	3,333	3,467	3,452	3,597	3,694	4,082	4,497	4,931	4,854	5,053	4,961
Nevada	2,543	2,607	2,665	2,699	2,802	2,917	3,303	4,020	4,367	4,180	4,307	4,162
New Hampshire	315	339	337	392	375	415	444	792	935	1,207	1,530	1,622
New Jersey	4,845	4,783	4,601	6,624	5,179	6,144	7,345	7,005	7,489	7,003	7,475	10,221
New Mexico	8,828	9,867	10,339	9,603	10,121	10,521	10,933	14,914	14,896	15,940	16,263	16,108
New York	7,731	8,992	9,594	10,371	11,132	12,297	13,855	20,173	24,756	24,510	29,253	33,366
North Carolina	1,772	2,293	2,176	1,962	2,293	3,091	2,916	3,346	3,658	3,773	3,963	3,794
North Dakota	61	72	75	75	100	169	49	60	405	292	396	678
Ohio	5,395	5,399	5,692	5,705	5,429	6,668	6,499	8,691	9,392	10,620	11,659	12,613
Oklahoma	5,323	5,758	5,992	6,882	6,545	6,927	6,540	7,072	7,408	8,983	9,854	10,534
Oregon	573	671	801	1,038	1,090	897	944	1,386	1,521	2,411	2,905	3,224
Pennsylvania	1,924	1,982	2,318	2,238	2,616	3,766	2,314	2,265	2,874	3,290	3,647	4,046
Rhode Island	94	110	90	72	79	123	62	62	92	100	51	75
South Carolina	2,260	3,561	3,649	5,863	5,093	5,372	6,829	7,300	7,582	8,450	9,055	8,784
South Dakota	3,214	3,679	3,945	3,967	4,057	4,300	4,166	4,458	4,891	5,514	5,830	5,988
Tennessee	3,202	3,580	3,527	4,510	4,443	5,015	6,050	6,102	7,359	9,223	10,425	10,587
Texas	82,299	88,952	97,101	101,316	101,077	108,974	146,062	128,014	130,206	134,847	139,904	145,622
Utah	2,405	2,487	2,453	2,515	2,749	2,741	2,962	3,266	3,353	3,937	3,654	3,650
Vermont	41	48	47	28	47	123	335	593	750	800	775	793
Virginia	6,437	6,470	6,871	8,451	8,426	8,628	9,338	9,872	10,266	10,796	11,544	12,422
Washington	10,395	11,396	12,335	12,805	14,153	14,445	16,292	19,666	18,398	20,203	21,401	21,253
West Virginia	158	172	206	201	186	423	144	193	239	140	146	162
Wisconsin	184	268	258	233	233	562	582	1,590	2,319	2,384	2,532	2,448
Wyoming	5,986	5,931	6,600	7,801	7,451	6,739	8,584	9,605	10,451	10,131	9,711	10,107
Unknown	27	40	46	41	8	30	6	13	36	-	-	-

Source: 3 - AF - P2

TABLE 218 - USAF MILITARY COMMAND STRENGTH OUTSIDE CONTINENTAL US BY COUNTRY - FY 1951

(Table below is based on Operating Location.)

Country	1950						1951					
	July	August	September	October	November	December	January	February	March	April	May	June
Total	97,135	110,342	116,961	125,481	133,779	136,867	140,703	145,121	147,766	151,892	155,081	159,755
Aden	-	-	-	1	-	-	-	-	-	-	-	-
Afghanistan	4	4	5	5	5	5	5	5	5	5	6	6
Alaska	14,438	15,454	16,362	17,240	17,514	17,643	17,887	18,323	18,614	18,437	18,676	19,143
Arabia	490	489	493	533	551	552	576	627	584	600	620	623
Argentina	17	17	17	16	16	15	14	15	15	15	15	16
Australia	5	5	5	5	5	5	11	6	6	6	5	5
Austria	252	254	259	264	262	259	265	270	270	273	297	301
Azores	534	533	590	587	591	532	584	603	604	567	568	676
Belgium	4	4	4	5	10	12	13	13	13	14	15	14
Bermuda	1,423	1,516	1,589	1,601	1,673	1,821	1,851	2,095	2,143	2,185	2,182	2,177
Bolivia	14	15	16	14	14	12	11	12	14	14	13	13
Brazil	135	143	142	131	126	113	108	106	111	109	110	107
Brit.W.Indies	-	-	-	-	2	1	13	65	13	13	13	13
Bulgaria	1	1	1	1	1	1	1	1	1	1	6	6
Burma	-	-	1	-	-	-	2	3	3	3	-	-
Canada	136	132	82	55	55	55	254	52	54	53	47	31
Canal Zone	1,129	1,126	1,201	1,221	1,357	1,429	1,418	1,403	1,428	1,451	1,445	1,520
Chile	16	16	15	14	13	12	12	12	12	12	18	17
China	4	3	3	4	4	5	5	4	5	4	4	4
Colombia	9	10	10	10	9	9	8	10	10	10	10	10
Cuba	7	7	7	7	7	7	7	7	8	12	14	16
Cyprus	1	1	1	1	1	1	1	1	1	5	1	1
Czechoslovakia	3	3	4	3	3	2	2	2	2	2	2	2
Denmark	7	8	9	10	13	14	14	14	15	14	15	15
Ecuador	17	17	16	15	15	15	14	16	14	14	13	17
Egypt	8	8	8	8	7	7	7	7	7	12	7	7
El Salvador	10	12	9	10	10	11	11	10	11	10	10	9
England	4,793	6,898	7,927	8,356	10,332	11,118	11,491	13,217	14,166	16,441	16,844	17,744
Eritrea	-	-	-	-	1	-	-	-	-	-	-	-
Finland	7	7	7	7	7	7	7	7	7	7	7	7
Formosa	4	4	4	5	6	5	5	5	5	5	10	15
France	167	176	172	186	211	199	223	215	223	228	271	356
French Morocco	-	-	-	-	-	-	-	-	12	192	191	322
Germany	17,661	17,783	18,404	19,055	19,294	19,436	19,050	19,096	19,735	20,090	20,865	22,183
Greece	197	192	199	196	194	101	103	109	97	204	227	218
Greenland	833	805	992	934	912	856	925	831	791	902	914	901
Guam	4,700	5,392	4,806	4,569	4,508	4,073	4,187	4,249	4,244	4,235	4,160	4,186
Guatemala	141	138	161	158	16	17	15	16	16	14	15	16
Haiti	5	5	6	6	6	6	6	6	7	7	-	7
Hawaii	3,812	3,959	4,282	4,410	4,515	4,679	5,184	5,465	5,624	5,712	5,910	6,280
Honduras	9	9	9	9	9	9	9	7	7	8	7	7
Hungary	2	3	2	2	2	2	2	2	2	2	3	3
Iceland	1	1	1	1	1	1	1	1	1	2	2	90
India	23	29	28	28	28	28	29	30	28	28	27	27
Indo China	8	9	9	12	6	6	7	9	9	13	27	18
Iran	28	16	15	16	15	16	18	21	19	36	43	40
Iraq	10	12	10	9	11	9	9	9	9	9	11	11
Ireland	3	3	3	3	3	3	3	3	5	5	5	90
Israel	9	9	9	10	11	11	10	10	10	10	10	7
Italy	20	23	23	22	29	30	30	33	42	42	46	42
Iwo Jima	165	173	205	241	252	253	245	253	267	241	258	256
Jamaica	-	-	-	-	-	-	-	-	-	-	-	12
Japan	22,312	28,910	30,768	28,019	32,074	34,923	39,470	37,887	36,466	36,808	33,661	35,059
Johnston Is.	531	561	572	616	615	627	692	702	686	682	719	718
Kansu	-	-	-	-	-	1	-	-	-	-	-	-
Korea	2,362	2,591	4,904	13,147	13,966	10,063	9,662	11,369	11,582	15,209	17,336	20,908
Labrador	801	819	968	955	949	905	1,008	1,029	1,018	1,102	1,064	1,075
Levant States	-	-	-	-	-	2	2	4	4	5	8	7
Liberia	1	1	1	1	1	1	1	1	1	1	1	1
Libya	948	1,057	1,307	1,343	1,413	1,491	1,459	1,894	1,739	1,841	1,971	2,114

TABLE 218 - USAF MILITARY COMMAND STRENGTH OUTSIDE CONTINENTAL US BY
COUNTRY - FY 1951 - CONTINUED

Country	1950						1951					
	July	August	September	October	November	December	January	February	March	April	May	June
Malay States . . .	-	-	-	-	-	-	-	-	-	-	6	6
Marshall Is . . .	341	392	484	482	480	497	534	620	606	589	537	467
Mexico	12	12	12	12	12	13	14	12	12	12	12	10
Morocco	9	8	8	7	7	7	6	6	6	5	19	21
Netherlands . . .	7	7	7	8	12	12	12	11	10	11	10	10
Newfoundland . .	2,244	2,454	2,646	2,652	2,739	2,765	3,063	3,369	3,397	3,596	3,557	3,637
New Zealand . . .	-	-	-	-	-	-	-	-	-	-	-	-
Norway	8	8	9	12	19	18	18	17	22	16	19	19
Okinawa	9,066	11,315	10,257	11,332	11,458	10,389	10,630	11,268	11,856	9,456	10,081	8,383
Paraguay	9	9	9	9	9	9	9	-	10	11	12	10
Peru	39	39	39	40	37	37	38	38	38	37	38	30
Philippine Is . . .	5,300	5,515	5,608	5,611	5,601	5,659	5,537	5,487	6,610	5,710	7,424	5,097
Poland	5	2	3	2	2	2	2	2	2	1	2	2
Portugal	7	7	7	8	8	10	10	10	10	10	14	14
Puerto Rico . . .	831	825	842	846	1,362	2,251	3,401	3,627	3,616	4,142	4,209	4,217
Rumania	-	-	-	-	-	-	-	-	-	-	-	-
Russia	7	6	8	7	7	6	6	7	7	7	5	5
Saint Thomas . . .	-	-	-	1	1	1	1	-	1	1	-	-
Spain	7	7	6	7	7	6	7	8	8	7	7	7
Sweden	12	11	12	12	10	9	9	8	8	8	9	9
Switzerland	3	3	3	2	3	3	3	2	2	2	2	2
Thailand	8	12	11	10	17	22	22	33	31	32	33	34
Tinian	-	-	-	-	-	82	-	-	-	-	-	-
Transvaal	7	6	7	9	7	6	8	7	7	6	7	8
Trieste	2	2	3	3	3	3	3	2	2	2	2	2
Truk Island	-	-	-	1	-	-	-	-	-	-	-	-
Turkey	188	187	193	189	190	288	293	303	298	213	229	229
Uruguay	-	-	-	-	-	-	-	-	-	-	3	3
Venezuela	24	26	29	29	28	28	29	28	350	29	28	29
Yugoslavia	7	7	7	7	6	6	7	8	8	7	7	8
Unknown	775	119	108	106	103	3,322	94	86	64	60	84	27

Source: 3 - AF - P2

TABLE 219 - USAF COMMAND STRENGTH OF AIR FORCE PIPELINE PERSONNEL
BY PIPELINE CATEGORY - FY 1951

End of Month	Total	Pipeline Category				
		Students	Transients			Patients
			Fillers	Returnees	Overseas Replacements	
<u>1950</u>						
<u>July - Total</u>	87,436	62,379	7,673	1,758	13,493	2,133
Officers	7,700	5,902	265	173	1,084	276
Enlisted	79,736	56,477	7,408	1,585	12,409	1,857
<u>August - Total</u>	86,419	67,074	8,689	369	8,194	2,093
Officers	6,850	5,662	148	87	887	266
Enlisted	79,569	61,412	8,541	282	7,507	1,827
<u>September - Total</u>	96,120	75,504	10,958	315	7,229	2,114
Officers	6,910	5,444	347	51	818	250
Enlisted	89,210	70,060	10,611	264	6,411	1,864

TABLE 219 - USAF COMMAND STRENGTH OF AIR FORCE PIPELINE PERSONNEL
BY PIPELINE CATEGORY - FY 1951 - CONTINUED

(Table below is based on Operating Location.)

End of Month	Total	Pipeline Category				Patients
		Students	Transients			
			Fillers	Returns	Overseas Replacements	
<u>1950</u>						
<u>October - Total</u>	101,331	80,271	13,205	261	5,443	2,151
Officers	7,300	5,741	678	39	567	275
Enlisted	94,031	74,530	12,527	222	4,876	1,876
<u>November - Total</u>	93,507	79,894	8,606	260	2,472	2,275
Officers	6,940	5,634	668	65	289	284
Enlisted	86,567	74,260	7,938	195	2,183	1,991
<u>December - Total</u>	106,923	82,360	18,282	382	3,717	2,182
Officers	6,848	5,916	335	85	236	276
Enlisted	100,075	76,444	17,947	297	3,481	1,906
<u>1951</u>						
<u>January - Total</u>	137,751	123,717	6,204	268	5,213	2,349
Officers	8,229	6,104	1,315	64	462	284
Enlisted	129,522	117,613	4,889	204	4,751	2,065
<u>February - Total</u>	126,890	110,994	8,874	386	4,555	2,081
Officers	9,964	6,248	2,671	90	690	265
Enlisted	116,926	104,746	6,203	296	3,865	1,816
<u>March - Total</u>	129,925	111,425	10,754	592	5,219	1,935
Officers	9,263	6,470	1,907	150	496	240
Enlisted	120,662	104,955	8,847	442	4,723	1,695
<u>April - Total</u>	135,557	118,180	6,601	1,368	7,387	2,021
Officers	9,057	6,750	1,261	230	640	236
Enlisted	126,500	111,430	5,400	1,138	6,747	1,785
<u>May - Total</u>	141,591	118,559	6,951	3,512	10,319	2,250
Officers	9,993	6,786	1,227	344	1,396	240
Enlisted	131,598	111,773	5,724	3,168	8,923	2,010
<u>June - Total</u>	150,015	122,543	8,527	3,412	13,354	2,179
Officers	10,565	6,924	1,011	468	1,904	258
Enlisted	139,450	115,619	7,516	2,944	11,450	1,921

Source: 3 - AF - P2

TABLE 220 - DEPARTMENTAL STATUS OF MILITARY PERSONNEL BY TYPE OF PERSONNEL - FY 1951

(Excludes Navy.)

End of Month	USAF				SCARWAF				SCNAWAF			
	Total	Officers	Warrant Officers	Enlisted Personnel	Total	Officers	Warrant Officers	Enlisted Personnel	Total	Officers	Warrant Officers	Enlisted Personnel
<u>1950</u>												
July	403,917	54,986	2,091	346,840	14,039	711	10	13,318	77	77	-	-
August	433,311	57,679	2,103	373,529	14,770	694	9	14,067	75	75	-	-
September	466,552	59,876	2,091	404,585	14,696	682	9	14,005	71	71	-	-
October	503,869	63,871	2,108	437,890	14,739	679	7	14,053	67	67	-	-
November	515,802	65,366	2,078	448,358	14,538	674	6	13,858	64	64	-	-
December	544,744	67,100	2,070	475,574	14,525	666	5	13,854	60	60	-	-
<u>1951</u>												
January	607,338	70,270	2,041	535,027	14,476	657	5	13,814	53	53	-	-
February	640,297	76,591	2,049	561,657	14,601	673	6	13,922	50	50	-	-
March	674,473	83,015	2,427	589,031	14,810	681	8	14,121	38	38	-	-
April	712,978	91,233	2,616	619,129	14,777	691	11	14,075	23	23	-	-
May	742,943	98,476	2,623	641,844	18,246	808	40	17,398	16	16	-	-
June	769,390	103,624	2,608	663,158	18,978	806	48	18,124	13	13	-	-

Source: 2 - AF - P2

TABLE 221 - DEPARTMENTAL STRENGTH BY TYPE OF PERSONNEL, CONTINENTAL US AND OVERSEAS-FY 1951

(Excludes Navy)

End of Month	Worldwide				Continental US				Overseas			
	Total	Officer	Warrant Officer	Enlisted Personnel	Total	Officer	Warrant Officer	Enlisted Personnel	Total	Officer	Warrant Officer	Enlisted Personnel
1950												
July . . .	403,917	54,986	2,091	346,840	314,341	43,458	1,645	269,238	89,576	11,528	446	77,602
August . .	433,311	57,679	2,103	373,529	332,658	45,310	1,632	285,716	100,653	12,369	471	87,813
September .	466,552	59,876	2,091	404,585	360,365	46,902	1,597	311,866	106,187	12,974	494	92,719
October . .	503,869	63,871	2,108	437,890	389,634	49,725	1,571	338,338	114,235	14,146	537	99,552
November .	515,802	65,366	2,078	448,358	393,330	50,071	1,542	341,717	122,472	15,295	536	106,641
December .	544,744	67,100	2,070	475,574	419,188	51,385	1,538	366,265	125,556	15,715	532	109,309
1951												
January . .	607,338	70,270	2,041	535,027	477,933	54,420	1,500	422,013	129,405	15,850	541	113,014
February .	640,297	76,591	2,049	561,657	506,112	60,062	1,496	444,554	134,185	16,529	553	117,103
March . . .	674,473	83,015	2,427	589,031	537,949	65,908	1,788	470,253	136,524	17,107	639	118,778
April . . .	712,978	91,233	2,616	619,129	572,699	73,602	1,887	497,210	140,279	17,631	729	121,919
May	742,943	98,476	2,623	641,844	599,514	80,342	1,909	517,263	143,429	18,134	714	124,581
June	769,390	103,624	2,608	663,158	620,894	84,432	1,897	534,565	148,496	19,192	711	128,593

Source: 2 - AF - P2

TABLE 222 - DEPARTMENTAL STRENGTH OF GENERAL OFFICERS BY PERMANENT GRADE, BY GRADE IN WHICH SERVING - FY 1951

End of Month	Total ^{b/}	Permanent Grade ^{a/}															
		Major General			Brigadier General			Colonel			Lieutenant Colonel						
		Grade in Which Serving															
		General	Lt General	Maj General	Brig General	General	Lt General	Maj General	Brig General	General	Lt General	Maj General	Brig General				
1950																	
July	220	3	12	33	-	-	2	45	18	-	-	12	92	-	-	-	3
August	231	3	13	36	-	-	1	50	17	-	-	10	97	-	-	-	4
September	231	3	13	35	-	-	1	50	17	-	-	10	98	-	-	-	4
October	232	4	12	35	-	-	1	48	17	-	-	10	101	-	-	-	4
November	231	4	12	35	-	-	1	48	17	-	-	10	100	-	-	-	4
December	250	4	12	34	-	-	1	49	16	-	-	14	116	-	-	-	4
1951																	
January	250	4	12	34	-	-	1	49	16	-	-	14	116	-	-	-	4
February	249	4	12	34	-	-	1	49	16	-	-	14	115	-	-	-	4
March	249	4	12	34	-	-	1	49	16	-	-	14	115	-	-	-	4
April	261	4	17	29	-	-	1	54	11	-	-	17	123	-	-	-	5
May	261	4	17	29	-	-	1	54	11	-	-	17	123	-	-	-	5
June	257	4	16	29	-	-	1	54	11	-	-	17	120	-	-	-	5

a/ No general officers possess permanent grade of General or Lieutenant General in the USAF.

b/ Excludes Air Reserve and Air National Guard officers as follows: Jul '50 - 4 Brigadier Generals and 1 Major General, USAFR - 1 MG, ANGUS; Aug '50 - 9 BG's and 2 MG's, USAFR - 1 BG and 1 MG, ANGUS; Sep '50 - 10 BG's and 2 MG's, USAFR - 2 BG's and 1 MG, ANGUS; Oct '50 - 10 BG's and 2 MG's, USAFR - 3 BG's and 1 MG, ANGUS; Nov '50 - 9 BG's and 2 MG's, USAFR - 3 BG's and 1 MG, ANGUS; Dec '50 - 10 BG's and 2 MG's, USAFR - 3 BG's and 1 MG, ANGUS; Jan '51 - 13 BG's and 2 MG's, USAFR - 3 BG's and 1 MG, ANGUS; Feb '51 - 13 BG's and 2 MG's, USAFR - 5 BG's and 1 MG, ANGUS; Mar '51 - 15 BG's and 2 MG's, USAFR - 6 BG's and 1 MG, ANGUS; Apr '51 - 16 BG's and 3 MG's, USAFR - 6 BG's and 1 MG, ANGUS; May and Jun '51 - 18 BG's and 3 MG's, USAFR - 5 BG's and 2 MG's, ANGUS.

Source: Special Orders.

TABLE 223 - DEPARTMENTAL STRENGTH OF FEMALE PERSONNEL BY

Grade	Total	Women in the Air Force	Air Force Nurses	Women's Medical Specialists	Total	Women in the Air Force	Air Force Nurses	Women's Medical Specialists	Total	Women in the Air Force	Air Force Nurses	Women's Medical Specialists
	FIRST HALF											
	July (1950)				August				September			
Total	5,438	4,231	1,133	74	5,718	4,481	1,154	83	6,219	4,953	1,185	81
Officer and Warrant Officer - Total	1,517	310	1,133	74	1,546	309	1,154	83	1,596	330	1,185	81
Officer - Total	1,510	303	1,133	74	1,539	302	1,154	83	1,589	323	1,185	81
Colonel	1	1	-	-	1	1	-	-	1	1	-	-
Lieutenant Colonel	12	8	3	1	12	8	3	1	12	8	3	1
Major	128	98	28	2	127	98	27	2	128	96	30	2
Captain	469	102	349	18	468	105	343	20	493	126	348	18
First Lieutenant	699	51	600	48	719	48	619	52	730	41	636	54
Second Lieutenant	201	43	153	5	212	42	162	8	225	51	168	6
Warrant Officer - Total	7	7	-	-	7	7	-	-	7	7	-	-
Chief Warrant Officer	-	-	-	-	1	1	-	-	2	2	-	-
Warrant Officer, JG	7	7	-	-	6	6	-	-	5	5	-	-
Enlisted Personnel - Total	3,921	3,921	-	-	4,172	4,172	-	-	4,623	4,623	-	-
Master Sergeant	34	34	-	-	34	34	-	-	32	32	-	-
Technical Sergeant	112	112	-	-	114	114	-	-	128	128	-	-
Staff Sergeant	469	469	-	-	477	477	-	-	511	511	-	-
Sergeant	431	431	-	-	420	420	-	-	384	384	-	-
Corporal	610	610	-	-	681	681	-	-	827	827	-	-
Private First Class	1,793	1,793	-	-	1,864	1,864	-	-	1,807	1,807	-	-
Private	472	472	-	-	582	582	-	-	934	934	-	-
	LAST HALF											
	January (1951)				February				March			
Total	7,532	5,951	1,492	89	8,224	6,500	1,639	85	8,790	6,937	1,764	89
Officer and Warrant Officer - Total	1,963	382	1,492	89	2,111	387	1,639	85	2,260	407	1,764	89
Officer - Total	1,956	375	1,492	89	2,104	380	1,639	85	2,253	400	1,764	89
Colonel	1	1	-	-	1	1	-	-	1	1	-	-
Lieutenant Colonel	22	18	3	1	24	20	3	1	25	20	4	1
Major	115	84	29	2	152	124	26	2	170	128	39	3
Captain	576	165	390	21	630	130	477	23	686	121	541	24
First Lieutenant	843	45	742	56	843	40	752	51	847	50	745	52
Second Lieutenant	399	62	328	9	454	65	381	8	524	80	435	9
Warrant Officer - Total	7	7	-	-	7	7	-	-	7	7	-	-
Chief Warrant Officer	2	2	-	-	1	1	-	-	1	1	-	-
Warrant Officer, JG	5	5	-	-	6	6	-	-	6	6	-	-
Enlisted Personnel - Total	5,569	5,569	-	-	6,113	6,113	-	-	6,530	6,530	-	-
Master Sergeant	50	50	-	-	58	58	-	-	64	64	-	-
Technical Sergeant	182	182	-	-	199	199	-	-	218	218	-	-
Staff Sergeant	637	637	-	-	647	647	-	-	652	652	-	-
Sergeant	448	448	-	-	491	491	-	-	529	529	-	-
Corporal	1,352	1,352	-	-	1,466	1,466	-	-	1,666	1,666	-	-
Private First Class	1,729	1,729	-	-	1,934	1,934	-	-	2,200	2,200	-	-
Private	1,171	1,171	-	-	1,318	1,318	-	-	1,201	1,201	-	-

GRADE IN WHICH SERVING, BY CONTROL BRANCH, WORLDWIDE - FY 1951

Total	Women in the Air Force	Air Force Nurses	Women's Medical Specialists	Total	Women in the Air Force	Air Force Nurses	Women's Medical Specialists	Total	Women in the Air Force	Air Force Nurses	Women's Medical Specialists	Grade
FY 1951												
October				November				December				
6,832	5,458	1,290	84	7,090	5,643	1,359	88	6,992	5,476	1,423	93	Total
1,711	337	1,290	84	1,791	344	1,359	88	1,876	360	1,423	93	Officer and Warrant Officer - Total
1,704	330	1,290	84	1,784	337	1,359	88	1,869	353	1,423	93	Officer - Total
1	1	-	-	1	1	-	-	1	1	-	-	Colonel
18	14	3	1	22	18	3	1	22	18	3	1	Lieutenant Colonel
122	92	28	2	115	85	28	2	112	82	28	2	Major
504	131	353	20	520	141	359	20	523	145	359	19	Captain
795	46	695	54	818	43	719	56	854	42	752	60	First Lieutenant
264	46	211	7	308	49	250	9	357	65	281	11	Second Lieutenant
7	7	-	-	7	7	-	-	7	7	-	-	Warrant Officer - Total
1	1	-	-	1	1	-	-	1	1	-	-	Chief Warrant Off
6	6	-	-	6	6	-	-	6	6	-	-	Warrant Officer, JG
5,121	5,121	-	-	5,299	5,299	-	-	5,116	5,116	-	-	Enlisted Personnel - Total
36	36	-	-	40	40	-	-	46	46	-	-	Master Sergeant
139	139	-	-	153	153	-	-	170	170	-	-	Technical Sergeant
576	576	-	-	575	575	-	-	601	601	-	-	Staff Sergeant
336	336	-	-	358	358	-	-	424	424	-	-	Sergeant
974	974	-	-	1,134	1,134	-	-	1,230	1,230	-	-	Corporal
1,656	1,656	-	-	1,491	1,491	-	-	1,473	1,473	-	-	Private First Class
1,404	1,404	-	-	1,548	1,548	-	-	1,172	1,172	-	-	Private
FY 1951												
April				May				June				
9,334	7,345	1,895	94	9,774	7,671	2,010	93	10,247	8,001	2,153	93	Total
2,414	425	1,895	94	2,552	449	2,010	93	2,733	487	2,153	93	Officer and Warrant Officer - Total
2,407	418	1,895	94	2,545	442	2,010	93	2,726	480	2,153	93	Officer - Total
1	1	-	-	1	1	-	-	1	1	-	-	Colonel
26	21	4	1	30	24	6	-	27	21	5	1	Lieutenant Colonel
179	128	48	3	176	129	43	4	177	131	43	3	Major
705	126	549	30	752	141	581	30	793	144	617	32	Captain
908	60	797	51	948	65	834	49	997	68	881	48	First Lieutenant
588	82	497	9	638	82	546	10	731	115	607	9	Second Lieutenant
7	7	-	-	7	7	-	-	7	7	-	-	Warrant Officer - Total
1	1	-	-	2	2	-	-	1	1	-	-	Chief Warrant Off
6	6	-	-	5	5	-	-	6	6	-	-	Warrant Officer, JG
6,920	6,920	-	-	7,222	7,222	-	-	7,514	7,514	-	-	Enlisted Personnel - Total
75	75	-	-	80	80	-	-	79	79	-	-	Master Sergeant
221	221	-	-	230	230	-	-	248	248	-	-	Technical Sergeant
678	678	-	-	679	679	-	-	647	647	-	-	Staff Sergeant
653	653	-	-	764	764	-	-	905	905	-	-	Sergeant
1,760	1,760	-	-	1,742	1,742	-	-	1,730	1,730	-	-	Corporal
2,407	2,407	-	-	3,023	3,023	-	-	3,127	3,127	-	-	Private First Class
1,126	1,126	-	-	704	704	-	-	778	778	-	-	Private

TABLE 224 - DEPARTMENTAL STRENGTH OF COMMISSIONED OFFICERS BY CONTROL BRANCH,
BY GRADE IN WHICH SERVING, WORLDWIDE - FY 1951

Control Branch	Total	GRADE						
		General	Colonel	Lieutenant Colonel	Major	Captain	First Lieutenant	Second Lieutenant
<u>1950</u>								
September - Total	<u>59,876</u>	<u>246</u>	<u>2,012</u>	<u>3,810</u>	<u>8,165</u>	<u>19,780</u>	<u>19,682</u>	<u>6,181</u>
Air Force Nurses	1,185	-	-	3	30	348	636	168
Chaplains	455	1	13	40	111	240	50	-
Dentists	527	1	21	80	106	206	113	-
Medical	933	10	93	116	133	412	169	-
Medical Services	693	-	2	23	108	261	192	107
Veterinary	81	-	3	9	40	24	5	-
Womens Medical Specialists	81	-	-	1	2	18	54	6
Women in the Air Force	323	-	1	8	96	126	41	51
All other Air Force	55,598	234	1,879	3,530	7,539	18,145	18,422	5,849
December - Total	<u>67,100</u>	<u>266</u>	<u>1,998</u>	<u>4,077</u>	<u>8,190</u>	<u>24,596</u>	<u>20,331</u>	<u>7,642</u>
Air Force Nurses	1,423	-	-	3	28	359	752	281
Chaplains	570	1	14	48	118	297	92	-
Dentists	692	1	21	84	109	284	193	-
Medical	1,416	15	97	153	133	493	525	-
Medical Services	840	-	2	32	96	276	205	229
Veterinary	97	-	3	11	42	27	14	-
Womens Medical Specialists	93	-	-	1	2	19	60	11
Women in the Air Force	353	-	1	18	82	145	42	65
All other Air Force	61,616	249	1,860	3,727	7,580	22,696	18,448	7,056
<u>1951</u>								
March - Total	<u>83,015</u>	<u>273</u>	<u>2,807</u>	<u>5,862</u>	<u>11,554</u>	<u>30,940</u>	<u>20,980</u>	<u>10,599</u>
Air Force Nurses	1,764	-	-	4	39	541	745	435
Chaplains	602	1	15	61	146	277	102	-
Dentists	1,056	1	31	87	112	467	358	-
Medical	1,976	10	130	157	177	597	905	-
Medical Services	973	-	5	50	123	336	158	301
Veterinary	121	-	5	14	40	35	27	-
Womens Medical Specialists	89	-	-	1	3	24	52	9
Women in the Air Force	400	-	1	20	128	121	50	80
All other Air Force	76,034	261	2,620	5,468	10,786	28,542	18,583	9,774
June - Total	<u>103,624</u>	<u>285</u>	<u>2,924</u>	<u>6,806</u>	<u>13,872</u>	<u>36,748</u>	<u>28,601</u>	<u>14,388</u>
Air Force Nurses	2,153	-	-	5	43	617	881	607
Chaplains	731	1	17	65	255	250	143	-
Dentists	1,379	1	32	90	137	563	556	-
Medical	2,270	12	128	162	193	618	1,157	-
Medical Services	1,135	-	4	51	141	387	251	301
Veterinary	155	-	4	16	39	65	31	-
Womens Medical Specialists	93	-	-	1	3	32	48	9
Women in the Air Force	480	-	1	21	131	144	68	115
All other Air Force	95,228	271	2,738	6,395	12,930	34,072	25,466	13,356

Source: 4 - AF - P2 and 5 - AF - P2.

TABLE 225 - USAF ACCESSIONS AND SEPARATIONS TO COMMAND STRENGTH - FY 1951

Accession or Separation	(July through October 1950)							
	Total	Officer			Warrant Officer		Enlisted	
		Male	Fe- male	AFNC and WMSC	Male	Fe- male	Male	Fe- male
Command Strength as of 30 June 1950	411,277	53,389	303	1,222	2,085	7	350,489	3,782
Accessions - Total	148,789	9,907	37	189	51	-	137,010	1,595
Gains From Civil Life - Total	123,742	8,822	28	163	45	-	113,145	1,539
Ordered into Active Military Service	52,370	8,822	28	163	45	-	43,193	114
Enlistment - Total	71,372	-	-	-	-	-	69,947	1,425
Without Prior Service	61,969	-	-	-	-	-	60,564	1,405
Prior Service	9,403	-	-	-	-	-	9,383	20
Reenlistment - No Break in Service - Total	20,670	-	-	-	-	-	20,620	50
Other Gains - Total	4,377	1,085	9	26	6	-	3,245	6
Commissioned Officer from OCS or Aviation Cadet Training	868	859	9	-	-	-	-	-
Gains from Dept of Army (USA to SCARWAF)	2,944	208	-	22	6	-	2,705	3
Gains from Dept of Army (USA to USAF)	31	5	-	4	-	-	22	-
Returned to Military Control from AWOL	319	4	-	-	-	-	315	-
Returned to Military Control from General Prisoner	20	-	-	-	-	-	20	-
Returned to Military Control from POW or Missing	10	3	-	-	-	-	7	-
Erroneously Reported as AWOL, General Prisoner, Captured or Missing	10	1	-	-	-	-	9	-
Erroneously Reported as Separated	161	3	-	-	-	-	155	3
Rescission of Orders	14	2	-	-	-	-	12	-
Separations - Total	46,555	1,167	11	51	39	-	44,852	435
Losses to Civil Life - Total	16,678	648	10	39	13	-	15,596	372
Resignation - Total	39	33	1	2	1	-	2	-
Honorable Resignation	23	24	1	2	1	-	-	-
Resignation in Lieu of Courts Martial	11	9	-	-	-	-	2	-
Retired	251	44	-	2	6	-	199	-
Medical Reasons	2,012	97	1	3	2	-	1,810	99
Dishonorable Discharge and Discharge Other Than Honorable	1,712	9	-	-	-	-	1,688	15
Career Compensation Act	159	-	-	-	-	-	159	-
Involuntary Recalls Released from Active Duty	3,356	125	2	-	-	-	3,222	7
Other Losses to Civil Life	9,149	340	6	32	4	-	8,516	251
Expiration Term of Service - Total	13,448	-	-	-	-	-	13,437	11
Losses to Other Than Civil Life - Total	14,391	151	-	10	23	-	14,157	50
To Accept Commission, WO, or Enlist in Other Than AF	51	-	-	-	-	-	51	-
To Accept Commission, WO, or Enlist in AF	877	6	-	-	15	-	856	-
To Reenlist in AF Prior to Expiration Term of Service From OCS or Aviation Cadet Training to Accept Commission in AF	11,320	-	-	-	-	-	11,280	40
Loss to Dept of Army (SCARWAF to USA)	1,261	141	-	10	8	-	1,101	1
Loss to Dept of Army (USAF to USA)	14	4	-	-	-	-	10	-
Death - Total a/	454	147	-	2	3	-	302	-
Other Losses - Total	1,584	221	1	-	-	-	1,360	2
AWOL	401	11	-	-	-	-	390	-
General Prisoner	126	2	-	-	-	-	124	-
Missing	133	90	-	-	-	-	43	-
Erroneously Reported as an Accession	682	98	-	-	-	-	582	2
Erroneously Reported as Returned from AWOL, General Prisoner; Captured or Missing	17	-	-	-	-	-	17	-
Rescission of Orders	225	20	1	-	-	-	204	-
Net Gain or Loss b/	107,398	9,521	27	155	23	-	96,333	1,339
Command Strength as of 31 October 1950	518,675	62,910	330	1,377	2,108	7	446,822	5,121

a/ Deaths reported cannot be considered a complete file of deceased personnel inasmuch as deaths of personnel initially reported as a separation because of missing, captured, AWOL, or general prisoner are not further reported in the accession and separation reporting system.

b/ The above data do not balance to the net gain determined by opening and closing strength due to unreconciled inter-command transactions.

TABLE 225 - USAF ACCESSIONS AND SEPARATIONS TO COMMAND STRENGTH - FY 1951 - CONTINUED

Accession or Separation	(November 1950 through February 1951)							
	Total	Officer			Warrant Officer		Enlisted	
		Male	Fe- male	AFNC and WMSC	Male	Fe- male	Male	Fe- male
Command Strength as of 31 October 1950	518,675	62,910	330	1,377	2,108	7	446,822	5,121
<u>Accessions - Total</u>	<u>182,510</u>	<u>12,338</u>	<u>60</u>	<u>394</u>	<u>27</u>	<u>-</u>	<u>168,203</u>	<u>1,488</u>
Gains from Civil Life - Total	154,015	11,506	44	387	27	-	140,619	1,432
Ordered into Active Military Service	30,807	11,506	44	387	27	-	18,758	85
Enlistment - Total	123,208	-	-	-	-	-	121,861	1,347
Without Prior Service	105,815	-	-	-	-	-	104,486	1,329
Prior Service	17,393	-	-	-	-	-	17,375	18
<u>Reenlistment - No Break in Service - Total</u>	<u>26,215</u>	<u>-</u>	<u>-</u>	<u>-</u>	<u>-</u>	<u>-</u>	<u>26,162</u>	<u>53</u>
<u>Other Gains - Total</u>	<u>2,280</u>	<u>832</u>	<u>16</u>	<u>7</u>	<u>-</u>	<u>-</u>	<u>1,422</u>	<u>3</u>
Commissioned Officer from OCS or Aviation Cadet Training	756	741	15	-	-	-	-	-
Gains from Dept of Army (USA to SCARNAF)	873	74	1	6	-	-	790	2
Returned to Military Control from AWOL	390	-	-	-	-	-	389	1
Returned to Military Control from General Prisoner	17	-	-	-	-	-	17	-
Returned to Military Control from POW or Missing	5	3	-	-	-	-	2	-
Erroneously Reported as AWOL, General Prisoner, Captured or Missing	33	7	-	-	-	-	26	-
Erroneously Reported as Separated	190	4	-	1	-	-	185	-
Rescission of Orders	16	3	-	-	-	-	13	-
<u>Separations - Total</u>	<u>44,335</u>	<u>1,519</u>	<u>12</u>	<u>62</u>	<u>78</u>	<u>-</u>	<u>42,289</u>	<u>375</u>
Losses to Civil Life - Total	12,737	960	10	45	17	-	11,411	294
Resignation - Total	80	63	2	3	3	-	9	-
Honorable Resignation	40	33	2	3	2	-	-	-
Resignation in Lieu of Courts Martial	40	30	-	-	1	-	9	-
Retired	400	86	-	3	5	-	305	1
Medical Reasons	1,219	142	4	14	-	-	925	134
Dishonorable Discharge and Discharge Other Than Honorable	1,466	6	-	-	-	-	1,455	5
Deferments Upon Recall to EAD	603	237	2	2	-	-	359	3
Involuntary Recalls Released from Active Duty	4,071	103	1	-	-	-	3,953	14
Other Losses to Civil Life	4,898	323	1	23	9	-	4,405	137
Expiration Term of Service - Total	15,668	-	-	-	-	-	15,658	10
Losses to Other Than Civil Life - Total	12,732	103	-	4	58	-	12,500	67
To Accept Commission, WO, or Enlist in Other Than AF	37	-	-	2	5	-	30	-
To Accept Commission, WO, or Enlist in AF	1,363	1	-	-	52	-	1,307	3
To Reenlist in AF Prior to Expiration Term of Service From OCS or Aviation Cadet Training to Accept Com- mission in AF	9,965	-	-	-	-	-	9,917	48
Loss to Dept of Army (SCARNAF to USA)	611	102	-	2	1	-	505	1
Deaths - Total a/	482	127	-	1	2	-	352	-
Other Losses - Total	2,716	329	2	12	1	-	2,368	4
AWOL	547	2	-	1	-	-	542	2
General Prisoner	104	-	-	-	-	-	104	-
Missing	162	116	-	-	1	-	45	-
Erroneously Reported as an Accession	1,698	179	2	11	-	-	1,506	-
Erroneously Reported as Returned from AWOL, General Prisoner, Captured or Missing	15	2	-	-	-	-	13	-
Rescission of Orders	190	30	-	-	-	-	158	2
Net Gain or Loss b/	136,273	12,297	50	350	- 60	-	122,644	992
Command Strength as of 28 February 1951	654,948	75,207	380	1,727	2,048	7	569,466	6,113

TABLE 225 - USAF ACCESSIONS AND SEPARATIONS TO COMMAND STRENGTH - FY 1951 - CONTINUED

Accession or Separation	(March through June 1951)							
	Total	Officer			Warrant Officer		Enlisted	
		Male	Fe- male	AFNC and WMSC	Male	Fe- male	Male	Fe- male
Command Strength as of 28 February 1951	654,948	75,207	380	1,727	2,048	7	569,466	6,113
<u>Accessions - Total</u>	163,564	25,440	97	515	741	-	134,663	2,108
<u>Gains from Civil Life - Total</u>	139,545	23,234	48	499	26	-	113,678	2,060
Mobilized from ANGUS	18,239	2,456	-	-	26	-	15,757	-
Ordered into Active Military Service from USAFR	46,562	20,715	47	497	-	-	24,953	350
Commissioned from Civil Life	66	63	1	2	-	-	-	-
<u>Enlistment - Total</u>	74,678	-	-	-	-	-	72,968	1,710
No Prior Service	65,413	-	-	-	-	-	63,745	1,668
Prior Active Service in AF	3,529	-	-	-	-	-	3,508	21
Prior Active Service Other Than AF	5,736	-	-	-	-	-	5,715	21
<u>Reenlistment - No Break in Service - Total</u>	14,736	-	-	-	-	-	14,698	38
<u>Enlistment Prior to ETS of USAFR and ANGUS Personnel - Total</u>	120	-	-	-	-	-	120	-
<u>Other Gains - Total</u>	9,163	2,206	49	16	715	-	6,167	10
Commissioned Officer or Appointed WO from Active Military Service	1,771	1,074	3	4	690	-	-	-
Commissioned Officer from OCS or Aviation Cadet Training	917	871	46	-	-	-	-	-
Gains from Dept of Army or Navy (USA to SCARWAF) (USN to SCNAWAF)	5,830	240	-	11	25	-	5,553	1
Returned to Military Control from AWOL	405	1	-	-	-	-	403	1
Returned to Military Control from General Prisoner	32	-	-	-	-	-	32	-
Returned to Military Control from POW or Missing	3	-	-	-	-	-	3	-
Erroneously Reported as Separated	175	13	-	1	-	-	153	8
Rescission of Orders	30	7	-	-	-	-	23	-
<u>Separations - Total</u>	31,726	2,038	13	65	130	-	28,985	495
<u>Losses to Civil Life - Total</u>	9,485	1,160	12	49	25	-	7,836	403
Retirement	166	57	-	1	9	-	99	-
Disability Retirement	236	24	-	-	1	-	210	1
Disability Discharge	501	56	1	1	1	-	439	3
Convenience of the Government (Medical Reasons)	237	71	-	1	-	-	165	-
Delays following Order to EAD	631	415	2	3	2	-	209	-
Discharge Other Than Honorable (Off), Dishonorable or Bad Conduct Discharge (Enl)	437	35	-	-	2	-	397	3
Dependency or Hardship	2,519	167	-	-	2	-	2,324	26
Other Losses to Civil Life	4,758	335	9	43	8	-	3,993	370
<u>Expiration Term of Service - Total</u>	11,784	-	-	-	-	-	11,776	8
<u>Losses to Other Than Civil Life - Total</u>	7,864	62	-	8	98	-	7,620	76
To Accept Commission, WO, or Enlist in Other Than AF	53	-	-	-	-	-	53	-
To Accept Commission, WO, or Enlist in AF	2,803	14	-	-	97	-	2,689	3
To Reenlist in AF Prior to Expiration of Term of Service	3,364	-	-	-	-	-	3,337	27
From OCS or Aviation Cadet Training to Accept Commission in AF	917	-	-	-	-	-	871	46
To Army or Navy (SCARWAF to USA) (SCNAWAF to USN)	727	48	-	8	1	-	670	-
<u>Deaths - Total a/</u>	553	185	-	1	2	-	364	1
<u>Other Losses - Total</u>	2,040	631	1	7	5	-	1,389	7
AWOL	732	4	-	-	-	-	728	-
General Prisoner	164	3	-	-	-	-	161	-
Missing	301	194	-	-	-	-	107	-
Erroneously Reported as an Accession	612	337	1	3	5	-	259	7
Rescission of Orders	231	93	-	4	-	-	134	-
<u>Net Gain or Loss b/</u>	133,433	26,508	100	521	601	-	104,302	1,401
Command Strength as of 30 June 1951	788,381	101,715	480	2,248	2,649	7	673,768	7,514

Source: 1 - AF - P5.

TABLE 226 - ENLISTMENTS BY STATUS AS TO PRIOR SERVICE, BY GRADE IN WHICH SERVING - FY 1951

(Excludes Reenlistments in the Army for SCARWAF Duty.)

Month	Total Enlistments	Grade							Aviation Cadet
		Master Sergeant	Technical Sergeant	Staff Sergeant	Sergeant	Corporal	Private First Class	Private	
<u>1950</u>									
<u>July - Total</u>	<u>18,571</u>	<u>644</u>	<u>957</u>	<u>2,196</u>	<u>1,674</u>	<u>776</u>	<u>2,030</u>	<u>10,169</u>	<u>125</u>
No Prior Service	10,240	-	-	-	1	-	4	10,110	125
Prior Service	3,108	58	100	293	451	268	1,917	21	-
Immediate Reenlistment	5,223	586	857	1,903	1,222	508	109	38	-
<u>August - Total</u>	<u>24,492</u>	<u>451</u>	<u>871</u>	<u>2,075</u>	<u>1,458</u>	<u>926</u>	<u>2,317</u>	<u>16,120</u>	<u>274</u>
No Prior Service	16,349	-	-	6	-	1	3	16,066	273
Prior Service	3,031	33	68	197	293	246	2,173	20	1
Immediate Reenlistment	5,112	418	803	1,872	1,165	679	141	34	-
<u>September - Total</u>	<u>25,555</u>	<u>397</u>	<u>778</u>	<u>1,959</u>	<u>1,166</u>	<u>703</u>	<u>1,676</u>	<u>18,608</u>	<u>268</u>
No Prior Service	18,865	-	-	56	-	-	-	18,541	268
Prior Service	1,902	12	11	187	52	116	1,513	11	-
Immediate Reenlistment	4,788	385	767	1,716	1,114	587	163	56	-
<u>October - Total</u>	<u>23,039</u>	<u>443</u>	<u>670</u>	<u>1,928</u>	<u>1,389</u>	<u>674</u>	<u>1,341</u>	<u>16,510</u>	<u>84</u>
No Prior Service	16,515	-	-	-	2	-	2	16,427	84
Prior Service	1,362	3	14	22	41	69	1,204	9	-
Immediate Reenlistment	5,162	440	656	1,906	1,346	605	135	74	-
<u>November - Total</u>	<u>21,413</u>	<u>378</u>	<u>522</u>	<u>1,729</u>	<u>1,425</u>	<u>627</u>	<u>1,363</u>	<u>14,921</u>	<u>418</u>
No Prior Service	15,276	-	1	-	-	-	-	14,857	418
Prior Service	1,317	3	4	12	21	70	1,203	4	-
Immediate Reenlistment	4,820	375	517	1,717	1,404	587	160	60	-
<u>December - Total</u>	<u>36,628</u>	<u>390</u>	<u>589</u>	<u>2,176</u>	<u>1,449</u>	<u>718</u>	<u>3,990</u>	<u>27,293</u>	<u>23</u>
No Prior Service	27,284	-	-	41	-	-	2	27,218	23
Prior Service	4,021	1	6	64	19	139	3,784	8	-
Immediate Reenlistment	5,323	389	583	2,071	1,430	579	204	67	-
<u>1951</u>									
<u>January - Total</u>	<u>64,913</u>	<u>445</u>	<u>617</u>	<u>2,602</u>	<u>2,481</u>	<u>1,047</u>	<u>6,277</u>	<u>51,187</u>	<u>257</u>
No Prior Service	49,678	-	-	33	-	1	3	49,384	257
Prior Service	7,809	-	-	30	38	147	5,995	1,599	-
Immediate Reenlistment	7,426	445	617	2,539	2,443	899	279	204	-
<u>February - Total</u>	<u>25,997</u>	<u>494</u>	<u>730</u>	<u>2,806</u>	<u>2,727</u>	<u>1,171</u>	<u>3,245</u>	<u>14,770</u>	<u>54</u>
No Prior Service	13,577	-	-	-	-	-	-	13,523	54
Prior Service	4,246	3	11	46	64	82	2,936	1,104	-
Immediate Reenlistment	8,174	491	719	2,760	2,663	1,089	309	143	-
<u>March - Total</u>	<u>22,514</u>	<u>271</u>	<u>381</u>	<u>1,663</u>	<u>1,460</u>	<u>568</u>	<u>2,024</u>	<u>16,089</u>	<u>58</u>
No Prior Service	15,957	-	-	51	-	1	61	15,786	58
Prior Service	2,310	8	18	55	116	58	1,811	244	-
Immediate Reenlistment	4,247	263	363	1,557	1,344	509	152	59	-
<u>April - Total</u>	<u>22,468</u>	<u>221</u>	<u>300</u>	<u>1,217</u>	<u>1,607</u>	<u>641</u>	<u>2,053</u>	<u>16,429</u>	<u>-</u>
No Prior Service	16,464	-	-	19	2	-	453	15,990	-
Prior Service	2,029	10	11	50	88	37	1,466	367	-
Immediate Reenlistment	3,975	211	289	1,148	1,517	604	134	72	-
<u>May - Total</u>	<u>18,392</u>	<u>154</u>	<u>229</u>	<u>957</u>	<u>1,281</u>	<u>486</u>	<u>1,284</u>	<u>14,001</u>	<u>-</u>
No Prior Service	12,028	-	-	1	5	3	137	11,882	-
Prior Service	3,246	1	5	42	47	68	1,048	2,035	-
Immediate Reenlistment	3,118	153	224	914	1,229	415	99	84	-
<u>June - Total</u>	<u>25,671</u>	<u>158</u>	<u>230</u>	<u>806</u>	<u>1,307</u>	<u>508</u>	<u>1,388</u>	<u>21,274</u>	<u>-</u>
No Prior Service	20,964	-	-	12	8	7	162	20,775	-
Prior Service	1,731	5	2	20	57	82	1,114	451	-
Immediate Reenlistment	2,976	153	228	774	1,242	419	112	48	-

Source: 3 - AF - P5.

TABLE 227 -- WAF ENLISTMENTS BY STATUS AS TO PRIOR SERVICE, BY GRADE IN WHICH SERVING -- FY 1951

(Excludes reenlistments in the Army for SCARWAF duty. Figures in parentheses indicate Negro personnel and are included in open figures.)

Month	Total Enlistments	Grade						
		Master Sergeant	Technical Sergeant	Staff Sergeant	Sergeant	Corporal	Private First Class	Private
<u>1950</u>								
July - Total	(3) 172	-	2	7	-	-	3	(3) 160
No Prior Service	(3) 160	-	-	-	-	-	-	(3) 160
Prior Service	3	-	-	-	-	-	3	-
Immediate Reenlistment	9	-	2	7	-	-	-	-
August - Total	(15) 376	-	3	9	1	3	3	(15) 357
No Prior Service	(15) 364	-	-	5	-	2	2	(15) 357
Prior Service	2	-	-	-	1	-	1	-
Immediate Reenlistment	10	-	3	4	-	3	-	-
September - Total	(13) 469	2	1	7	-	-	11	(13) 448
No Prior Service	(13) 448	-	-	-	-	-	-	(13) 448
Prior Service	11	-	-	-	-	-	11	-
Immediate Reenlistment	10	2	1	7	-	-	-	-
October - Total	(12) 458	1	1	16	1	2	(1) 5	(11) 432
No Prior Service	(11) 433	-	-	-	-	-	(1) 1	(11) 432
Prior Service	(1) 4	-	-	-	-	-	(1) 4	-
Immediate Reenlistment	21	1	1	16	1	2	-	-
November - Total	(12) 246	-	1	8	1	1	4	(12) 231
No Prior Service	(12) 231	-	-	-	-	-	-	(12) 231
Prior Service	4	-	-	-	-	-	4	-
Immediate Reenlistment	11	-	1	8	1	1	-	-
December - Total	(2) 84	-	2	(1) 27	-	2	3	(1) 50
No Prior Service	(1) 68	-	-	18	-	-	-	(1) 50
Prior Service	5	-	-	-	-	-	3	-
Immediate Reenlistment	(1) 11	-	2	(1) 7	-	2	-	-
<u>1951</u>								
January - Total	(18) 633	1	1	24	5	1	4	(18) 597
No Prior Service	(18) 610	-	-	13	-	-	-	(18) 597
Prior Service	6	-	-	2	-	-	4	-
Immediate Reenlistment	17	1	1	9	5	1	-	-
February - Total	(15) 437	-	3	(1) 9	-	1	(3) 4	(11) 420
No Prior Service	(11) 420	-	-	-	-	-	-	(11) 420
Prior Service	(3) 3	-	-	-	-	-	(3) 3	-
Immediate Reenlistment	(1) 14	-	3	(1) 9	-	1	1	-
March - Total	(10) 622	2	2	28	1	-	1	(10) 588
No Prior Service	(10) 607	-	-	19	-	-	-	(10) 588
Prior Service	5	-	1	2	1	-	1	-
Immediate Reenlistment	10	2	1	7	-	-	-	-
April - Total	(3) 349	-	4	5	2	1	4	(3) 333
No Prior Service	(3) 333	-	-	-	-	-	-	(3) 333
Prior Service	4	-	-	-	-	-	4	-
Immediate Reenlistment	12	-	4	5	2	1	-	-
May - Total	(112) 309	-	-	2	11	10	(10) 36	(102) 250
No Prior Service	(102) 273	-	-	2	7	10	(10) 28	(92) 226
Prior Service	(10) 26	-	-	-	-	-	8	(10) 18
Immediate Reenlistment	10	-	-	-	4	-	-	6
June - Total	(23) 467	-	-	10	1	1	8	(23) 447
No Prior Service	(23) 455	-	-	6	-	-	4	(23) 445
Prior Service	7	-	-	-	-	1	4	2
Immediate Reenlistment	5	-	-	4	1	-	-	-

Source: 3 - AF - P5.

TABLE 228 - USAF NEGRO ENLISTMENTS BY STATUS AS TO PRIOR SERVICE,
BY GRADE IN WHICH SERVING - FY 1951

(Excludes reenlistments in the Army for SCARWAF duty.)

Month	Total Enlistments	Grade							Aviation Cadet
		Master Sergeant	Technical Sergeant	Staff Sergeant	Sergeant	Corporal	Private First Class	Private	
<u>1950</u>									
July - Total	1,084	8	16	64	86	80	97	731	2
No Prior Service	729	-	-	8	-	-	1	726	2
Prior Service	127	-	2	8	21	19	77	-	-
Immediate Reenlistment	228	8	14	56	65	61	19	5	-
August - Total	1,166	9	16	58	125	152	140	662	4
No Prior Service	658	-	-	-	-	-	-	655	3
Prior Service	134	-	-	1	11	20	101	-	1
Immediate Reenlistment	374	9	16	57	114	132	39	7	-
September - Total	823	11	16	44	74	89	84	505	-
No Prior Service	491	-	-	-	-	-	-	491	-
Prior Service	71	1	-	-	3	10	57	-	-
Immediate Reenlistment	261	10	16	44	71	79	27	14	-
October - Total	722	10	23	56	86	55	73	419	-
No Prior Service	413	-	-	-	-	-	-	413	-
Prior Service	62	-	-	2	2	2	56	-	-
Immediate Reenlistment	247	10	23	54	84	53	17	6	-
November - Total	837	9	5	70	79	47	100	520	7
No Prior Service	513	-	-	-	-	-	-	506	7
Prior Service	86	-	-	-	-	-	86	-	-
Immediate Reenlistment	238	9	5	70	79	47	14	14	-
December - Total	1,165	5	11	85	96	69	238	661	-
No Prior Service	651	-	-	-	-	-	-	651	-
Prior Service	223	-	1	1	-	2	219	-	-
Immediate Reenlistment	291	5	10	84	96	67	19	10	-
<u>1951</u>									
January - Total	1,464	4	15	101	148	83	327	785	1
No Prior Service	753	-	-	-	-	1	-	751	1
Prior Service	317	-	-	-	-	1	296	20	-
Immediate Reenlistment	394	4	15	101	148	81	31	14	-
February - Total	838	11	12	104	157	90	245	219	-
No Prior Service	185	-	-	-	-	-	-	185	-
Prior Service	228	-	-	1	1	-	210	16	-
Immediate Reenlistment	425	11	12	103	156	90	35	18	-
March - Total	748	2	6	67	99	42	187	345	-
No Prior Service	309	-	-	-	-	-	-	309	-
Prior Service	206	-	1	2	7	-	166	30	-
Immediate Reenlistment	233	2	5	65	92	42	21	6	-
April - Total	831	4	5	39	57	30	232	464	-
No Prior Service	522	-	-	-	-	-	97	425	-
Prior Service	155	-	-	1	-	-	121	33	-
Immediate Reenlistment	154	4	5	38	57	30	14	6	-
May - Total	1,040	2	6	49	51	39	272	621	-
No Prior Service	642	-	-	-	-	-	62	580	-
Prior Service	263	-	-	20	-	1	204	38	-
Immediate Reenlistment	135	2	6	29	51	38	6	3	-
June - Total	3,679	3	4	26	55	21	235	3,335	-
No Prior Service	3,299	-	-	-	-	-	15	3,284	-
Prior Service	257	-	-	-	2	-	208	47	-
Immediate Reenlistment	123	3	4	26	53	21	12	4	-

Source: 3 - AF - P5.

TABLE 229— USAF ENLISTMENTS BY TERM OF ENLISTMENT— FY 1951

(Excludes reenlistments in the Army for SCARWAF duty.)

Month	Total	Term of Enlistment				
		3 Years	4 Years	5 Years	6 Years	Indefinite
<u>1950</u>						
July	18,571	933	12,485	9	2,341	2,803
August	24,492	963	18,599	6	2,094	2,830
September	25,555	904	20,190	10	1,931	2,520
October	23,039	786	17,786	5	2,015	2,447
November	21,413	1,354	16,213	14	2,048	1,784
December	36,628	941	31,280	16	2,133	2,258
<u>1951</u>						
January	64,913	1,781	57,491	11	3,291	2,339
February	25,997	2,048	18,125	14	3,372	2,438
March	22,514	1,127	18,288	8	1,734	1,357
April	22,468	1,354	18,564	3	1,763	784
May	18,392	1,065	15,340	12	1,434	541
June	25,671	1,139	22,783	1	1,294	454

Source: 3 - AF - P5.

TABLE 230— CONTINENTAL USAF STUDENTS— FY 1951

End of Month	Total	Officer			Warrant Officer		Aviation Cadets	Enlisted	
		Male	WAF and WAC	ANC and WMSC	Male	Female		Male	Female
<u>1950</u>									
July	62,379	5,855	3	10	34	-	2,274	52,967	1,236
August	67,074	5,607	3	16	36	-	2,246	57,941	1,225
September	75,504	5,376	2	32	34	-	1,956	66,656	1,448
October	80,271	5,666	1	37	37	-	1,954	70,804	1,772
November	79,894	5,556	1	40	37	-	2,229	70,339	1,692
December	82,360	5,833	7	41	35	-	1,948	73,129	1,367
<u>1951</u>									
January	123,717	6,004	7	60	33	-	2,177	114,056	1,380
February	110,994	6,160	6	50	32	-	1,863	101,374	1,509
March	111,425	6,376	6	59	29	-	2,046	101,370	1,539
April	118,180	6,662	6	58	24	-	2,371	107,390	1,669
May	118,559	6,694	6	58	28	-	2,272	107,895	1,606
June	122,543	6,835	6	55	28	-	2,470	111,567	1,582

Source: 1 - AF - T1.

TABLE 231 — USAF PERMANENT PARTY BY PERSONNEL IDENTITY — FY 1951

End of Month	Total	Officer			Warrant Officer		Aviation Cadets	Enlisted	
		Male	WAF and WAC	ANC and WMSC	Male	Female		Male	Female
CONTINENTAL US									
<u>1950</u>									
July	235,460	35,407	224	880	1,572	6	-	194,918	2,453
August	253,478	37,859	222	881	1,558	6	-	210,397	2,555
September	269,708	39,292	238	869	1,534	5	-	225,108	2,662
October	293,712	41,638	242	962	1,511	5	-	246,507	2,847
November	305,124	42,288	249	1,036	1,492	5	-	256,912	3,142
December	317,162	43,556	263	1,092	1,494	5	-	267,295	3,457
<u>1951</u>									
January	345,190	45,168	285	1,128	1,451	4	-	293,433	3,721
February	384,528	48,977	281	1,263	1,440	4	-	328,461	4,102
March	413,299	55,407	303	1,378	1,745	4	-	349,986	4,476
April	442,892	63,226	320	1,479	1,855	4	-	371,151	4,857
May	468,840	69,199	342	1,550	1,878	4	-	390,634	5,233
June	483,086	72,667	379	1,665	1,870	4	-	401,060	5,441
OVERSEAS									
<u>1950</u>									
July	95,137	11,263	69	306	447	1	-	82,859	192
August	108,259	12,323	73	312	475	1	-	94,886	189
September	115,491	12,969	72	342	497	1	-	101,406	204
October	123,632	14,103	75	365	529	2	-	108,301	257
November	131,773	15,203	79	360	534	2	-	115,342	253
December	135,244	15,653	80	376	532	2	-	118,348	253
<u>1951</u>									
January	138,926	15,772	80	367	540	2	-	121,912	253
February	143,530	16,425	80	382	551	2	-	125,832	258
March	146,097	16,945	85	399	637	3	-	127,760	268
April	149,329	17,418	86	399	727	3	-	130,428	268
May	150,774	17,770	86	428	710	3	-	131,484	293
June	155,280	18,696	87	450	713	3	-	135,038	293

Source: 2 - AF - P2.

PERSONNEL

MILITARY PERSONNEL - CREWS STUDIES

The tables reported in this section apply to all air crews as they are locally organized and the air crew personnel that comprise these crews. No comparison has been made between the 30 June 1951 and previous dates for some of the tables due to the lack of firm figures for reporting.

Data in Table 232 indicates the status of complete crews or crews which are fully manned in accordance with local crew position requirements by type and model of aircraft in which reported. These statistics are further broken down by command, only those commands being shown which are considered tactical commands. (The term Tactical Unit as used in connection with this table is comparable to the term Combat Unit as used elsewhere in the publication.)

Of the 5,519 total complete crews reported for all commands in Table 232 50.9 per cent were Fighter; 14.3 per cent Bombardment; 6.2 per cent Reconnaissance; 2.3 per cent Tanker; 20.6 per cent Transport; 2.9 per cent Rescue; and 2.9 per cent Other.

Continental US Commands had 3,574 or 64.8 per cent of the total number of crews and Overseas Commands had 1,945 or 35.2 per cent.

PERCENTAGE OF CREWS BY TYPE - MODEL AIRPLANE

By Type	Per Cent	By Type	Per Cent
<u>Fighter - Total</u>	100.0	<u>Tanker - Total</u>	100.0
F-47	7.2	KB-29	100.0
F-51	26.9		
F-80	14.5	<u>Transport - Total</u>	100.0
F-82	1.1	C-46	24.9
F-84	31.2	C-47	9.3
F-86	14.3	C-54	27.7
F-89	0.8	C-74	2.5
F-94	4.0	C-82	7.7
		C-97	6.2
		C-119	15.7
		C-124	5.0
<u>Bombardment - Total</u>	100.0	<u>Rescue - Total</u>	100.0
B-26	20.6	H-5	26.6
B-29	49.6	SA-10	1.8
B-36	5.5	SA-16	20.4
B-45	1.1	SB-17	27.2
B-47	5.7	SB-29	9.9
B-50	17.5	SC-47	1.8
		YH-19	0.6
		YC-122	11.7
<u>Reconnaissance - Total</u>	100.0	<u>Other - Total</u>	100.0
RB-17	0.9	L-5	0.6
RB-26	10.8	L-13	8.8
RB-29	7.3	LC-126	1.9
RB-36	7.0	T-6	54.1
RB-45	8.1	TB-26	33.3
RB-50	3.8	VC-47	1.3
RC-45	0.6		
RF-51	10.8		
RF-80	31.5		
WB-29	19.2		

According to the table, 1,567 or 28.4 per cent of these total crews were assigned to FEAF (30 June 1951), the command receiving particular attention during FY 1951.

Data on Tactical Air Crew Personnel in FEAF may be found in Table 233. This information has been reported for three periods; 10 May 1951; 31 May 1951; and 30 June 1951. At the end of the fiscal year 6,364 air crew members of both Committed and Non-Committed Units were under the operational control of FEAF. Of this number 79.2 per cent were in Combat Ready Committed Units and 9.0 per cent were in Non-Combat Ready (Committed) Units. Personnel in Committed Units totaled 4,846 or 88.2 per cent as compared to 648 or 11.8 per cent in Non-Committed.

The 4,846 crew personnel in Committed Units were divided thus by Model of Plane: (30 June 1951)

Fighter 12.1 per cent
 Bomber 36.1 per cent
 Reconnaissance 10.7 per cent
 Cargo 34.8 per cent
 Rescue 3.9 per cent

PERSONNEL

MILITARY PERSONNEL - CONTINUED

"Combat experience Level of Tactical Air Crew Personnel in FEAF as of 30 June 1951" is summarized in Table 234. At the time of the cumulation, the Korean situation had not assumed the aspects of a mature theater. The average number of sorties flown has been assembled in the following table:

(Averages are rounded to nearest whole number.)

Type and Model	Number Assigned	Average	Type and Model	Number Assigned	Average
<u>Total</u>	<u>5,494</u>	<u>28</u>	<u>Other - Total</u>	<u>114</u>	<u>41</u>
<u>Committed - Total</u>	<u>4,843</u>	<u>29</u>	H-5	15	39
<u>Fighter - Total</u>	<u>587</u>	<u>34</u>	L-5	1	45
F-51	118	52	T-6	86	43
F-80	209	41	VB-17	8	15
F-82	21	33	VC-47	4	58
F-84	158	19	<u>Non-Committed - Total</u>	<u>651</u>	<u>18</u>
F-86	61	19	<u>Fighter - Total</u>	<u>184</u>	<u>20</u>
<u>Bomber - Total</u>	<u>1,749</u>	<u>25</u>	F-80	85	26
B-26	574	35	F-82	38	9
B-29	1,175	20	F-86	17	61
<u>Reconnaissance - Total</u>	<u>515</u>	<u>28</u>	F-94	44	3
RF-51	37	43	<u>Bomber - Total</u>	<u>11</u>	<u>3</u>
RF-80	24	53	B-29	11	3
RB-26	130	36	<u>Reconnaissance - Total</u>	<u>153</u>	<u>2</u>
RB-29	146	16	RB-17	28	8
RB-45	6	10	RC-45	6	1
WB-29	172	25	WB-29	119	-
<u>Cargo - Total</u>	<u>1,685</u>	<u>33</u>	<u>Cargo - Total</u>	<u>122</u>	<u>60</u>
C-46	410	28	C-47	13	2
C-47	250	53	C-54	5	13
C-54	686	35	C-119	104	69
C-119	339	20	<u>Rescue - Total</u>	<u>177</u>	<u>1</u>
<u>Rescue - Total</u>	<u>193</u>	<u>23</u>	SA-16	21	-
SA-16	91	24	SB-17	96	1
SB-17	46	17	SB-29	60	1
SB-29	54	24	<u>Other - Total</u>	<u>4</u>	<u>8</u>
YH-19	2	65	H-5	4	8

Table 235 covers the retirements of tactical air crew personnel for the last half of FY 1951 only. The greatest number (279) retiring in any sortie group fell under the 101-150 sortie category, 229 of these being credited to fighter crew personnel. Special credit is given to jet retirements. Of the 229 total for fighter crew members, 188 (140-F80 and 48-F84) sorties were flown by jet crew personnel; this group (F-80) included the greatest number of all retirements. Of the combined total of 1,179 personnel retiring, 685 were in the Bomber group; approximately 34 per cent of this number flying below 50 sorties; 44 of the 230 (Bomber group) were B-26 crew personnel and 180 were B-29. Under the B-26 total crew retiring it was found that 62 (the greatest number) retired with 51 through 60 sorties to their credit. The greatest number (186) of B-29 crew members fell in the "Below 50" group.

TRAINING

The flying training of crews may be found in the area called Training (See pages 260 through 265) of this publication.

DEFINITIONS

AIR CREW

A stipulated number of air crew personnel designated to operate an aircraft on an assigned mission. (For single-place aircraft, "air crew" equals "air crew personnel.")

AIR CREW PERSONNEL

Personnel whose current principal duty is occupancy of an air crew position. Included are tactical air crew personnel, instructors, USAF air crew school personnel, transport aircraft crew personnel, and administrative crew personnel whose principal duty is flying.

PERSONNEL

MILITARY PERSONNEL - CONTINUEDCOMBAT READY AIR CREW

A complete air crew, present for duty, which a unit commander considers fully capable of performing the type of flying operation required of it by the tactical unit's combat mission. Complete air crews with other than tactical units will be considered combat ready if determined by the commander of the unit to which assigned or attached to be qualified, without further training, for immediate assignment to tactical units, in the capacity in which reported.

COMBAT READY AIR CREW PERSONNEL

Those personnel, present for duty, which the unit commander considers fully capable of performing the type of flying operations required of them by the tactical unit's combat mission. Personnel not in tactical units will be considered combat ready if determined by the commander of the unit to which assigned or attached to be qualified, without further training, for immediate assignment to tactical unit in the capacity in which reported.

COMMITTED UNITS

Units specifically designated by competent authority for combat operations or operations in direct support of combat operations; for example, units committed to the Korean air war.

COMPLETE AIR CREW

A crew which is fully manned in accordance with local crew position requirements of the type and model of aircraft in which reported.

OPERATIONAL CONTROL

Control exercised over the combat or service operation of subordinate or other organizations. Operational control comprises those functions of a command involving the composition of subordinate forces, the assignment of tasks, the designation of objectives, and the authoritative direction necessary to accomplish the mission. Normally it does not include such matters as administration, discipline, or internal organization.

RETIREMENT

Retired from combat flying upon completion of tour of duty. (Only retirements subsequent to June 1950 will be considered for reports prepared under AFL 35-17.)

SORTIE

An aircraft airborne on an assigned mission against the enemy or in support of combat operations. Normally, a sortie begins when aircraft is airborne and ends at time of first scheduled or intended landing.

SORTIE CREDIT

The credit which an air crew member receives for having flown on a combat mission and which is used as a measure for the determination of a tour of duty.

TACTICAL AIR CREW

A stipulated number of tactical air crew personnel locally organized as a crew to operate primary tactical unit aircraft on a mission performed by a tactical unit, hence a special type of air crew.

TACTICAL AIR CREW PERSONNEL

Personnel whose current principal duty is the occupancy of an air crew position in a primary tactical unit aircraft on a mission performed by a tactical unit, hence a special type of air crew personnel.

TACTICAL MISSION

A mission flown by a tactical unit in performing its designated functions.

TACTICAL UNIT

A unit organized for the direct accomplishment of combat mission or for operations in direct support thereof (specifically, those types of units listed in Table 11, parts A and C, AFL 150-10, 27 September 1951.)

TOUR OF DUTY

The specified amount of activity usually measured in either sorties or combat hours, at the completion of which air crew personnel or air crews are retired from combat flying and fly no more sorties, unless a second tour is required later.

TABLE 232— COMPLETE AIR CREW INVENTORY OF TACTICAL UNITS BY TYPE— MODEL
AIRCRAFT, BY COMMAND— AS OF 30 JUN 1951

(Does not include transients and ACS Graduates at Advanced Flying Schools.)

Type of Unit	Total	Continental US				Overseas				
		ADC	TAC	SAC	MATS	AAC	USAFE	FEAF	NEAC	CAC
<u>Total</u>	<u>5,519</u>	<u>905</u>	<u>959</u>	<u>1,304</u>	<u>406</u>	<u>129</u>	<u>223</u>	<u>1,567</u>	<u>15</u>	<u>11</u>
<u>Fighter - Total</u>	<u>2,811</u>	<u>905</u>	<u>422</u>	<u>500</u>	-	<u>85</u>	<u>185</u>	<u>714</u>	-	-
F-47	203	119	-	84	-	-	-	-	-	-
F-51	757	224	193	222	-	-	-	118	-	-
F-80	407	44	3	-	-	66	-	294	-	-
F-82	31	6	-	-	-	-	-	25	-	-
F-84	877	115	226	193	-	-	185	158	-	-
F-86	401	302	-	1	-	-	-	98	-	-
F-89	22	22	-	-	-	-	-	-	-	-
F-94	113	73	-	-	-	19	-	21	-	-
<u>Bombardment - Total</u>	<u>790</u>	-	<u>30</u>	<u>527</u>	-	-	-	<u>233</u>	-	-
B-26	163	-	28	-	-	-	-	135	-	-
B-29	392	-	2	292	-	-	-	98	-	-
B-36	43	-	-	43	-	-	-	-	-	-
B-45	9	-	-	9	-	-	-	-	-	-
B-47	45	-	-	45	-	-	-	-	-	-
B-50	138	-	-	138	-	-	-	-	-	-
<u>Reconnaissance - Total</u>	<u>343</u>	-	<u>85</u>	<u>76</u>	<u>29</u>	<u>12</u>	-	<u>141</u>	-	-
RB-17	3	-	-	-	-	-	-	3	-	-
RB-26	37	-	1	-	-	-	-	36	-	-
RB-29	25	-	-	13	-	-	-	12	-	-
RB-36	24	-	-	24	-	-	-	-	-	-
RB-45	28	-	-	26	-	-	-	2	-	-
RB-50	13	-	-	13	-	-	-	2	-	-
RC-45	2	-	-	-	-	-	-	2	-	-
RF-51	37	-	-	-	-	-	-	37	-	-
RF-80	108	-	84	-	-	-	-	24	-	-
WB-29	66	-	-	-	29	12	-	25	-	-
<u>Tanker - Total</u>	<u>120</u>	-	-	<u>120</u>	-	-	-	-	-	-
KB-29	120	-	-	120	-	-	-	-	-	-
<u>Transport - Total</u>	<u>1,134</u>	-	<u>339</u>	<u>71</u>	<u>335</u>	<u>14</u>	<u>35</u>	<u>337</u>	<u>3</u>	-
C-46	282	-	201	-	-	-	-	81	-	-
C-47	106	-	2	19	35	2	-	48	-	-
C-54	314	-	-	-	184	12	-	118	-	-
C-74	29	-	-	-	29	-	-	-	-	-
C-82	87	-	37	6	6	-	35	-	3	-
C-97	70	-	-	-	70	-	-	-	-	-
C-119	189	-	99	-	-	-	-	90	-	-
C-124	57	-	-	46	11	-	-	-	-	-
<u>Rescue - Total</u>	<u>162</u>	-	<u>22</u>	<u>10</u>	<u>42</u>	<u>15</u>	<u>3</u>	<u>53</u>	<u>12</u>	<u>5</u>
H-5	43	-	3	2	7	7	-	19	4	1
SA-10	3	-	-	2	-	-	-	-	1	-
SA-16	33	-	-	6	16	-	-	11	-	-
SB-17	44	-	-	-	15	8	-	13	4	4
SB-29	16	-	-	-	4	-	3	9	-	-
SC-47	3	-	-	-	-	-	-	-	3	-
YH-19	1	-	-	-	-	-	-	1	-	-
YC-122	19	-	19	-	-	-	-	-	-	-
<u>Other - Total</u>	<u>159</u>	-	<u>61</u>	-	-	<u>3</u>	-	<u>89</u>	-	<u>6</u>
L-5	1	-	-	-	-	-	-	1	-	-
L-13	14	-	8	-	-	-	-	-	-	6
LC-126	3	-	-	-	-	3	-	-	-	-
T-6	86	-	-	-	-	-	-	86	-	-
TB-26	53	-	53	-	-	-	-	-	-	-
VC-47	2	-	-	-	-	-	-	2	-	-

Source: AF -P 8 (Parts 1 through 8); AFL 35-17.

TABLE 233 - TACTICAL AIR CREW PERSONNEL IN FEAF BY TYPE AND MODEL OF AIRCRAFT INDICATING COMBAT READINESS AND NON-COMBAT READINESS BY CAUSE - MAY AND JUN 1951

Type and Model of Aircraft	Under Operational Control			Not Combat Ready By Cause				
	Total	Combat Ready	Not Combat Ready	On Rest Leave or in Rest Camps	Hospitalized or out for Other Medical Reasons	In Training	Requiring Training	All Other
10 May 1951								
COMMITTED - TOTAL	<u>4,292</u>	<u>3,754</u>	<u>538</u>	<u>167</u>	<u>124</u>	<u>125</u>	<u>7</u>	<u>115</u>
Fighter - Total	<u>499</u>	<u>401</u>	<u>98</u>	<u>30</u>	<u>7</u>	<u>32</u>	<u>2</u>	<u>27</u>
F-51	95	88	7	2	2	2	1	-
F-80	211	170	41	13	4	15	1	8
F-82	30	18	12	1	1	-	-	10
F-84	95	67	28	7	-	15	-	6
F-86	68	58	10	7	-	-	-	3
Bomber - Total	<u>1,497</u>	<u>1,288</u>	<u>209</u>	<u>67</u>	<u>65</u>	<u>18</u>	<u>3</u>	<u>56</u>
B-26	495	390	105	31	41	13	-	20
B-29	1,002	898	104	36	24	5	3	36
Reconnaissance - Total	<u>481</u>	<u>421</u>	<u>60</u>	<u>23</u>	<u>8</u>	<u>10</u>	<u>2</u>	<u>17</u>
RB-26	127	103	24	8	3	-	-	13
RB-29	108	105	3	-	3	-	-	-
RB-45	6	6	-	-	-	-	-	-
RF-51	41	35	6	1	-	3	2	-
RF-80	26	19	7	2	-	1	-	4
WB-29	173	153	20	12	2	6	-	-
Cargo - Total	<u>1,532</u>	<u>1,383</u>	<u>149</u>	<u>38</u>	<u>43</u>	<u>55</u>	<u>-</u>	<u>13</u>
C-46	399	340	59	8	16	28	-	7
C-47	180	175	5	-	3	-	-	2
C-54	615	572	43	2	24	13	-	4
C-119	338	296	42	28	-	14	-	-
Rescue - Total	<u>212</u>	<u>204</u>	<u>8</u>	<u>1</u>	<u>1</u>	<u>4</u>	<u>-</u>	<u>2</u>
SA-16	66	62	4	-	-	3	-	1
SB-17	95	91	4	1	1	1	-	1
SB-29	51	51	-	-	-	-	-	-
Others - Total	<u>71</u>	<u>57</u>	<u>14</u>	<u>8</u>	<u>-</u>	<u>6</u>	<u>-</u>	<u>-</u>
H-5	10	10	-	-	-	-	-	-
T-6	52	38	14	8	-	6	-	-
VB-17	5	5	-	-	-	-	-	-
VC-47	4	4	-	-	-	-	-	-
NOT COMMITTED - TOTAL	<u>637</u>	<u>601</u>	<u>36</u>	<u>8</u>	<u>3</u>	<u>17</u>	<u>4</u>	<u>4</u>
Fighter - Total	<u>189</u>	<u>169</u>	<u>20</u>	<u>-</u>	<u>3</u>	<u>17</u>	<u>-</u>	<u>-</u>
F-80	86	85	1	-	1	-	-	-
F-82	46	45	1	-	1	-	-	-
F-86	26	25	1	-	1	-	-	-
F-94	31	14	17	-	-	17	-	-
Bomber - Total	<u>12</u>	<u>6</u>	<u>6</u>	<u>-</u>	<u>-</u>	<u>-</u>	<u>3</u>	<u>3</u>
B-29	12	6	6	-	-	-	3	3
Reconnaissance - Total	<u>185</u>	<u>184</u>	<u>1</u>	<u>-</u>	<u>-</u>	<u>-</u>	<u>-</u>	<u>1</u>
RB-17	36	35	-	-	-	-	-	-
RC-45	6	6	-	-	-	-	-	-
WB-29	143	142	1	-	-	-	-	1
Cargo - Total	<u>117</u>	<u>109</u>	<u>8</u>	<u>8</u>	<u>-</u>	<u>-</u>	<u>-</u>	<u>-</u>
C-47	15	15	-	-	-	-	-	-
C-199	102	94	8	8	-	-	-	-
Rescue - Total	<u>124</u>	<u>123</u>	<u>1</u>	<u>-</u>	<u>-</u>	<u>-</u>	<u>1</u>	<u>-</u>
SA-16	6	6	-	-	-	-	-	-
SB-17	59	58	1	-	-	-	1	-
SB-29	59	59	-	-	-	-	-	-
Others - Total	<u>10</u>	<u>10</u>	<u>-</u>	<u>-</u>	<u>-</u>	<u>-</u>	<u>-</u>	<u>-</u>
H-5	10	10	-	-	-	-	-	-

TABLE 233 - TACTICAL AIR CREW PERSONNEL IN FEAF BY TYPE AND MODEL OF AIRCRAFT INDICATING COMBAT READINESS AND NON-COMBAT READINESS BY CAUSE - MAY AND JUN 1951 - CONTINUED

Type and Model of Aircraft	Under Operational Control			Not Combat Ready By Cause				
	Total	Combat Ready	Not Combat Ready	On Rest Leave or in Rest Camps	Hospitalized or out for Other Medical Reasons	In Training	Requiring Training	All Other
31 May 1951								
COMMITTED - TOTAL	<u>4,666</u>	<u>4,291</u>	<u>375</u>	<u>68</u>	<u>58</u>	<u>128</u>	<u>38</u>	<u>83</u>
Fighter - Total	502	423	79	16	13	16	10	24
F-51	114	96	18	10	7	1	-	-
F-80	212	166	46	4	4	14	10	14
F-82	22	22	-	-	-	-	-	-
F-84	92	83	9	-	1	-	-	8
F-86	62	56	6	2	1	1	-	2
Bomber - Total	<u>1,735</u>	<u>1,513</u>	<u>222</u>	<u>43</u>	<u>29</u>	<u>85</u>	<u>28</u>	<u>37</u>
B-26	523	440	83	18	17	32	-	16
B-29	1,212	1,073	139	25	12	53	28	21
Reconnaissance - Total	516	490	26	-	5	2	-	19
RB-26	128	116	12	-	1	-	-	11
RB-29	153	153	-	-	-	-	-	-
RB-45	7	7	-	-	-	-	-	-
RF-51	29	27	2	-	1	1	-	-
RF-80	23	16	7	-	-	1	-	6
WB-29	176	171	5	-	3	-	-	2
Cargo - Total	<u>1,628</u>	<u>1,612</u>	<u>16</u>	<u>4</u>	<u>3</u>	<u>8</u>	<u>-</u>	<u>1</u>
C-46	419	411	8	2	3	6	-	-
C-47	226	224	2	2	-	-	-	-
C-54	636	635	1	-	-	-	-	1
C-119	347	342	5	-	3	2	-	-
Rescue - Total	<u>192</u>	<u>185</u>	<u>7</u>	<u>3</u>	<u>2</u>	<u>-</u>	<u>-</u>	<u>2</u>
SA-16	97	94	3	-	1	-	-	2
SB-17	37	37	-	-	-	-	-	-
SB-29	58	54	4	3	1	-	-	-
Others - Total	93	68	25	2	6	17	-	-
H-5	13	13	-	-	-	-	-	-
L-5	1	1	-	-	-	-	-	-
T-6	65	40	25	2	6	17	-	-
VB-17	10	10	-	-	-	-	-	-
VC-47	4	4	-	-	-	-	-	-
NOT COMMITTED - TOTAL	<u>698</u>	<u>624</u>	<u>74</u>	<u>3</u>	<u>6</u>	<u>40</u>	<u>22</u>	<u>3</u>
Fighter - Total	200	152	48	1	2	38	6	1
F-80	92	85	7	-	-	2	4	1
F-82	44	40	4	1	1	2	2	-
F-86	31	-	4	-	1	3	-	-
F-94	33	-	33	-	-	33	-	-
Bomber - Total	11	7	4	-	-	-	3	1
B-29	11	7	4	-	-	-	3	1
Reconnaissance - Total	168	150	18	-	2	2	13	1
RB-17	34	24	10	-	1	-	9	-
RC-45	6	4	2	-	-	2	-	-
WB-29	128	122	6	-	1	-	4	1
Cargo - Total	120	119	1	1	-	-	-	-
C-47	16	16	-	-	-	-	-	-
C-119	104	103	1	1	-	-	-	-
Rescue - Total	191	188	3	1	2	-	-	-
SA-16	20	20	-	-	-	-	-	-
SB-17	108	108	-	-	-	-	-	-
SB-29	63	60	3	1	2	-	-	-
Others - Total	8	8	-	-	-	-	-	-
H-5	8	8	-	-	-	-	-	-

TABLE 233 - TACTICAL AIR CREW PERSONNEL IN FEAF BY TYPE AND MODEL OF AIRCRAFT INDICATING COMBAT READINESS AND NON-COMBAT READINESS BY CAUSE - MAY AND JUN 1951 - CONTINUED

Type and Model of Aircraft	Under Operational Control			Not Combat Ready By Cause				
	Total	Combat Ready	Not Combat Ready	On Rest Leave or in Rest Camps	Hospitalized or out for Other Medical Reasons	In Training	Requiring Training	All Other
30 June 1951								
COMMITTED - TOTAL	<u>4,846</u>	<u>4,350</u>	<u>496</u>	<u>105</u>	<u>59</u>	<u>211</u>	<u>27</u>	<u>94</u>
Fighter - Total	587	423	164	15	8	98	21	22
F-51	118	83	35	10	4	-	11	10
F-80	209	136	73	5	2	57	-	9
F-82	21	21	-	-	-	-	-	-
F-84	158	106	52	-	1	40	10	1
F-86	81	77	4	-	1	1	-	2
Bomber - Total	1,749	1,591	158	44	34	57	6	17
B-26	574	509	65	18	11	27	-	9
B-29	1,175	1,082	93	26	23	30	6	8
Reconnaissance - Total	518	476	42	14	5	12	-	11
RB-26	130	110	20	9	4	6	-	1
RB-29	146	146	-	-	-	-	-	-
RB-45	6	6	-	-	-	-	-	-
RF-51	37	29	8	3	-	5	-	-
RF-80	24	20	4	1	-	1	-	2
WB-29	175	165	10	1	1	-	-	8
Cargo - Total	1,685	1,623	62	10	8	16	-	28
C-46	410	393	17	4	5	3	-	5
C-47	250	240	10	6	3	-	-	1
C-54	686	664	22	-	-	-	-	22
C-119	339	326	13	-	-	13	-	-
Rescue - Total	191	168	23	17	-	-	-	6
SA-16	91	75	16	13	-	-	-	3
SB-17	46	44	2	-	-	-	-	2
SB-29	54	49	5	4	-	-	-	1
Others - Total	116	69	47	5	4	28	-	10
H-5	15	15	-	-	-	-	-	-
L-5	1	1	-	-	1	-	-	-
T-6	86	40	46	4	4	28	-	10
VB-17	8	7	1	1	-	-	-	-
VC-47	4	4	-	-	-	-	-	-
YB-19	2	2	-	-	-	-	-	-
NOT COMMITTED - TOTAL	<u>648</u>	<u>585</u>	<u>63</u>	<u>3</u>	<u>8</u>	<u>33</u>	<u>16</u>	<u>3</u>
Fighter - Total	184	143	41	-	5	32	2	2
F-80	85	70	15	-	3	10	1	2
F-82	38	34	4	-	1	1	2	-
F-86	17	16	1	-	1	-	-	-
F-94	44	23	21	-	-	21	-	-
Bomber - Total	10	6	4	-	-	-	3	1
B-29	10	6	4	-	-	-	3	1
Reconnaissance - Total	152	140	12	-	1	-	11	-
RB-17	27	18	9	-	-	-	9	-
RC-45	6	6	-	-	-	-	-	-
WB-29	119	116	3	-	1	-	2	-
Cargo - Total	121	120	1	-	-	1	-	-
C-47	14	14	-	-	-	-	-	-
C-54	5	5	-	-	-	-	-	-
C-119	102	101	1	-	-	1	-	-
Rescue - Total	177	172	5	3	2	-	-	-
SA-16	21	21	-	-	-	-	-	-
SB-17	96	96	-	-	-	-	-	-
SB-29	60	55	5	3	2	-	-	-
Others - Total	4	4	-	-	-	-	-	-
H-5	4	4	-	-	-	-	-	-

Source: AF - P 8 (Parts 1 through 8); AFL 35-17.

TABLE 234 - COMBAT EXPERIENCE LEVEL OF TACTICAL AIR CREW PERSONNEL IN FEAF - AS OF 30 JUN 1951

Type and Model of Aircraft	As-sign-ed	Cumulative Number of Sorties Flown																
		0	1-10	11-20	21-30	31-40	41-50	51-60	61-70	71-80	81-90	91-100	101-110	111-120	121-130	131-140	141-150	151-Over
<u>Total</u> . . .	5,494	1,000	1,129	655	865	493	261	281	214	178	127	136	58	18	18	15	13	33
<u>COMMITTED - Total</u>	4,843	585	1,062	637	847	479	251	264	204	156	116	122	36	14	12	12	13	33
<u>Fighter - Total</u>	587	103	104	79	59	54	41	17	20	23	17	47	13	3	2	1	1	3
F-51	118	11	13	14	10	6	6	4	7	8	9	24	4	-	-	-	-	2
F-80	209	51	14	19	19	16	17	8	12	11	6	21	9	3	2	-	-	1
F-82	21	-	1	1	9	4	3	3	-	-	-	-	-	-	-	-	-	-
F-84	158	33	42	41	9	14	8	2	-	3	2	2	-	-	-	1	1	-
F-86	81	8	34	4	12	14	7	-	1	1	-	-	-	-	-	-	-	-
<u>Bomber - Total</u>	1,749	29	516	267	408	181	89	136	83	40	-	-	-	-	-	-	-	-
B-25	574	27	112	85	30	48	56	117	67	32	-	-	-	-	-	-	-	-
B-29	1,175	2	404	182	378	133	33	19	16	8	-	-	-	-	-	-	-	-
<u>Recon - Total</u>	515	10	133	60	96	101	56	30	12	3	6	7	1	-	-	-	-	-
RF-51	37	5	1	1	1	3	5	3	5	1	4	1	1	-	-	-	-	-
RF-80	24	-	5	2	2	1	2	2	2	2	2	6	-	-	-	-	-	-
RB-26	130	5	10	8	19	28	29	26	5	-	-	-	-	-	-	-	-	-
RB-29	146	-	82	21	16	14	12	1	-	-	-	-	-	-	-	-	-	-
RB-45	6	-	3	3	-	-	-	-	-	-	-	-	-	-	-	-	-	-
WB-29	172	-	28	25	58	53	8	-	-	-	-	-	-	-	-	-	-	-
<u>Cargo - Total</u>	1,685	419	252	184	216	99	50	69	82	81	86	56	20	10	8	11	12	30
C-46	410	102	136	33	15	17	10	22	17	12	11	4	3	3	3	3	3	10
C-47	250	44	20	22	25	18	13	22	11	6	9	11	5	5	5	6	7	20
C-54	686	257	40	35	50	28	18	23	54	63	66	41	11	-	-	-	-	-
C-119	339	16	56	94	126	36	9	2	-	-	-	-	-	-	-	-	-	-
<u>Rescue - Total</u>	193	22	21	44	57	31	9	2	4	1	-	-	1	-	1	-	-	-
SA-16	91	10	10	18	28	14	6	1	3	-	-	-	1	-	1	-	-	-
SB-17	46	12	9	8	5	10	1	-	-	-	-	-	1	-	-	-	-	-
SB-29	54	-	2	18	24	7	2	-	1	-	-	-	-	-	-	-	-	-
YB-19	2	-	-	-	-	-	-	1	-	1	-	-	-	-	-	-	-	-
<u>Other - Total</u>	114	2	36	3	11	13	6	10	3	8	7	12	1	1	1	-	-	-
H-5	15	-	6	-	1	2	-	1	2	3	-	-	-	-	-	-	-	-
L-5	1	-	-	-	-	1	-	-	-	-	-	-	-	-	-	-	-	-
T-6	86	1	28	1	7	11	4	7	3	5	4	12	1	1	1	-	-	-
VB-17	8	1	2	2	3	-	-	-	-	-	-	-	-	-	-	-	-	-
VC-47	4	-	-	-	-	-	1	-	-	1	-	-	-	-	-	-	-	-
<u>NOT COMMITTED - TOTAL</u>	651	415	67	18	18	14	10	17	10	22	11	14	22	4	6	3	-	-
<u>Fighter - Total</u>	184	94	32	3	10	7	2	10	2	11	-	3	9	1	-	-	-	-
F-80	85	49	2	-	6	6	2	6	1	1	-	3	8	1	-	-	-	-
F-82	38	15	16	2	4	-	-	-	-	-	-	-	-	-	-	-	-	-
F-86	17	-	1	1	-	1	-	3	1	10	-	-	-	-	-	-	-	-
F-94	44	30	13	-	-	-	-	1	-	-	-	-	-	-	-	-	-	-
<u>Bomber - Total</u>	11	8	2	-	1	-	-	-	-	-	-	-	-	-	-	-	-	-
B-29	11	8	2	-	1	-	-	-	-	-	-	-	-	-	-	-	-	-
<u>Recon - Total</u>	153	132	8	10	2	-	-	-	-	1	-	-	-	-	-	-	-	-
RF-51	28	11	5	10	2	-	-	-	-	1	-	-	-	-	-	-	-	-
RF-45	6	4	1	-	-	-	-	-	-	1	-	-	-	-	-	-	-	-
WB-29	119	117	2	-	-	-	-	-	-	-	-	-	-	-	-	-	-	-
<u>Cargo - Total</u>	122	19	10	3	3	7	8	7	8	10	11	11	13	3	6	3	-	-
C-47	13	11	1	-	1	-	-	-	-	-	-	-	-	-	-	-	-	-
C-54	5	-	4	-	-	-	1	-	-	-	-	-	-	-	-	-	-	-
C-119	104	8	5	3	2	7	7	7	8	10	11	1	13	3	6	3	-	-
<u>Rescue - Total</u>	177	160	14	2	1	-	-	-	-	-	-	-	-	-	-	-	-	-
SA-16	21	21	-	-	-	-	-	-	-	-	-	-	-	-	-	-	-	-
SB-17	96	89	5	2	-	-	-	-	-	-	-	-	-	-	-	-	-	-
SB-29	60	50	9	-	1	-	-	-	-	-	-	-	-	-	-	-	-	-
<u>Other - Total</u>	4	2	1	-	1	-	-	-	-	-	-	-	-	-	-	-	-	-
H-5	4	2	1	-	1	-	-	-	-	-	-	-	-	-	-	-	-	-

Source: AF - P 8 (Parts 1 through 8); AFL 35-17.

TABLE 235 - TACTICAL AIR CREW PERSONNEL RETIRED BY NUMBER OF SORTIES FLOWN
AT COMPLETION OF TOUR OF DUTY - JANUARY 1951 THROUGH JUNE 1951

Crew Position By Type and Model of Aircraft	Total	Below 50	51 - 60	61 - 70	71 - 80	81 - 90	91 - 100	101 - 150	Over 150
<u>Retired - Total</u>	<u>1,177</u>	<u>262</u>	<u>234</u>	<u>187</u>	<u>47</u>	<u>24</u>	<u>133</u>	<u>279</u>	<u>11</u>
<u>Fighter - Total</u>	<u>345</u>	<u>2</u>	<u>-</u>	<u>1</u>	<u>4</u>	<u>7</u>	<u>95</u>	<u>229</u>	<u>7</u>
F-51 Pilot	95	2	-	1	3	3	44	41	1
F-80 Pilot	195	-	-	-	1	4	44	140	6
F-84 Pilot	55	-	-	-	-	-	7	48	-
<u>Bomber - Total</u>	<u>685</u>	<u>230</u>	<u>223</u>	<u>185</u>	<u>39</u>	<u>1</u>	<u>7</u>	<u>-</u>	<u>-</u>
<u>B-26 - Total</u>	<u>169</u>	<u>44</u>	<u>62</u>	<u>37</u>	<u>25</u>	<u>1</u>	<u>-</u>	<u>-</u>	<u>-</u>
Pilot	65	19	23	21	2	-	-	-	-
Navigator	31	2	13	6	10	-	-	-	-
Bombardier	18	5	7	2	4	-	-	-	-
Aircraft Observer Bombardment	10	2	4	3	1	-	-	-	-
Senior Turret Systems Mechanic Gunner	45	16	15	5	8	1	-	-	-
<u>B-29 - Total</u>	<u>516</u>	<u>186</u>	<u>161</u>	<u>148</u>	<u>14</u>	<u>-</u>	<u>7</u>	<u>-</u>	<u>-</u>
Pilot	131	52	48	27	1	-	3	-	-
Navigator	30	6	8	13	2	-	1	-	-
Bombardier	50	13	15	19	1	-	2	-	-
Aircraft Observer Bombardment	27	7	5	13	1	-	1	-	-
Senior Aircraft Radio Operator	52	13	23	14	2	-	-	-	-
Flight Engineer	52	24	14	11	3	-	-	-	-
Senior Turret Systems Mechanic Gunner	174	71	48	51	4	-	-	-	-
<u>Reconnaissance - Total</u>	<u>78</u>	<u>28</u>	<u>10</u>	<u>1</u>	<u>4</u>	<u>14</u>	<u>12</u>	<u>8</u>	<u>1</u>
RF-51	5	-	-	-	-	-	-	4	1
RF-80	8	-	-	-	-	-	4	4	-
<u>RB-26 - Total</u>	<u>48</u>	<u>13</u>	<u>9</u>	<u>1</u>	<u>4</u>	<u>14</u>	<u>7</u>	<u>-</u>	<u>-</u>
Pilot	16	1	1	1	2	4	7	-	-
Navigator	9	-	6	-	2	1	-	-	-
Aircraft Observer Bombardment	22	11	2	-	-	9	-	-	-
Senior Aircraft Radio Operator	1	1	-	-	-	-	-	-	-
<u>RB-29 - Total</u>	<u>17</u>	<u>15</u>	<u>1</u>	<u>-</u>	<u>-</u>	<u>-</u>	<u>1</u>	<u>-</u>	<u>-</u>
Navigator	3	3	-	-	-	-	-	-	-
Flight Engineer	3	2	-	-	-	-	1	-	-
Radio Operator Mechanic	3	3	-	-	-	-	-	-	-
Senior Turret Systems Mechanic Gunner	8	7	1	-	-	-	-	-	-
<u>Cargo - Total</u>	<u>2</u>	<u>1</u>	<u>1</u>	<u>-</u>	<u>-</u>	<u>-</u>	<u>-</u>	<u>-</u>	<u>-</u>
C-47 Pilot	2	1	1	-	-	-	-	-	-
<u>Other - Total</u>	<u>67</u>	<u>1</u>	<u>-</u>	<u>-</u>	<u>-</u>	<u>2</u>	<u>19</u>	<u>42</u>	<u>3</u>
H-5 Pilot	1	1	-	-	-	-	-	-	-
<u>T-6 - Total</u>	<u>66</u>	<u>-</u>	<u>-</u>	<u>-</u>	<u>-</u>	<u>2</u>	<u>19</u>	<u>42</u>	<u>3</u>
Pilot	50	-	-	-	-	2	18	29	1
Observer	16	-	-	-	-	-	1	13	2

Source: AF - P 8 (Parts 1 through 8); APL 35-17.

TABLE 236— USAF ENLISTED RETURNEES (WITH DEPENDENTS) RETURNING FROM OVERSEAS FOR CONTINENTAL USAF ASSIGNMENT BY MONTH OF ARRIVAL AND DEPARTURE— FY 1951

(Reports were discontinued with November reports. Table includes SCARWAF.)

Command	June (1950)	July	August	September	October	November
LOSING COMMAND						
<u>Total</u>	<u>348</u>	<u>212</u>	<u>127</u>	<u>181</u>	<u>240</u>	-
Alaskan Air Command	53	48	5	72	-	-
Caribbean Air Command	20	7	9	4	-	-
Far East Air Forces	157	81	54	51	201	-
Military Air Transport Service - Atlantic	22	24	7	20	20	-
Military Air Transport Service - Pacific	46	25	26	29	18	-
Third Air Division	7	5	5	5	1	-
United States Air Forces, Europe	43	22	21	-	-	-
GAINING COMMAND						
<u>Total</u>	<u>250</u>	<u>348</u>	<u>212</u>	<u>127</u>	<u>181</u>	<u>240</u>
Air Materiel Command	49	64	29	12	29	37
Air Proving Ground	14	16	8	9	6	18
Air Training Command	46	54	24	15	21	17
Air University	6	7	4	2	6	8
Continental Air Command	77	119	67	48	77	78
Headquarters Command, USAF	11	13	13	6	5	14
Military Air Transport Service (Continental US)	16	30	19	14	19	20
Special Weapons Command	-	-	1	-	1	7
Strategic Air Command	31	45	46	20	17	40
USAF Security Service	-	-	1	1	-	1

Source: Enlisted Assignment Division, Directorate of Military Personnel, DCS/P, Hq. USAF.

TABLE 237— ENLISTED RETURNEES WITHOUT DEPENDENTS RETURNING FROM OVERSEAS FOR CONTINENTAL USAF ASSIGNMENT BY ESTIMATED MONTH OF ARRIVAL— FY 1951

(Data not available after September 1951. Table includes SCARWAF.)

Command	July (1950)	August	September
<u>Gaining Command - Total</u>	<u>1,595</u>	<u>1,226</u>	<u>7</u>
Air Materiel Command	177	166	-
Air Proving Ground	28	72	-
Air Training Command	113	87	-
Air University	36	30	-
Continental Air Command	594	392	2
Headquarters Command, USAF	62	88	1
Military Air Transport Service (Continental US)	251	152	-
Special Weapons Command	5	22	1
Strategic Air Command	326	284	3
USAF Security Service	3	3	-

Source: Enlisted Assignment Division, Directorate of Military Personnel, DCS/P, Hq. USAF.

TABLE 238— ENLISTED PERSONNEL RETURNEES WHO VOLUNTEERED FOR IMMEDIATE RETURN TO OVERSEAS DUTY BY DATE OF ARRIVALS OR DEPARTURES— FY 1951

(Includes SCARNAF. Report discontinued after Jan 1951.)

Command	Jun (1950)	Jul	Aug	Sep	Oct	Nov	Dec	Jan (1951)
Gaining Command Arrivals - Total	459	277	216	241	275	281	191	30
Alaskan Air Command	73	45	43	67	33	34	36	1
Caribbean Air Command	-	-	-	-	-	-	-	-
Far East Air Forces	386	232	173	174	240	245	155	29
Military Air Transport Service - Atlantic	-	-	-	-	1	1	-	-
Military Air Transport Service - Pacific	-	-	-	-	-	-	-	-
Third Air Division	-	-	-	-	1	-	-	-
United States Air Forces, Europe	-	-	-	-	-	-	-	-
Leaving Command Departures - Total	277	216	241	275	281	191	30	-
Air Materiel Command	27	12	-	17	13	58	-	-
Air Proving Ground	2	3	4	4	7	1	-	-
Air Training Command	85	31	43	40	36	1	-	-
Air University	11	10	16	13	22	17	2	-
Continental Air Command	62	130	45	130	147	109	28	-
Headquarters Command, USAF	16	17	24	18	20	2	-	-
Military Air Transport Service - Continental US	8	5	14	10	9	3	-	-
Special Weapons Command	-	4	12	15	-	-	-	-
Strategic Air Command	66	4	83	28	27	-	-	-
USAF Security Service	-	-	-	-	-	-	-	-

Source: Enlisted Assignment Division, Directorate of Military Personnel, DCS/P, Hq. USAF.

TABLE 239— ROTATION OF ENLISTED PERSONNEL FROM OVERSEAS THEATERS, BY ESTIMATED DATE OF ARRIVALS AND DEPARTURES— FY 1951

(Rotation from overseas was not resumed until February 1951. Prior to this date in FY 1951 Commanding Officers in the commands could retain enlisted personnel if they were needed. Includes SCARNAF.)

Command	February (1951)	March	April	May	June
Leaving Command Departures - Total	482	1,109	746	3,192	2,942
Alaskan Air Command	247	442	439	610	936
Caribbean Air Command	26	22	34	97	85
Far East Air Forces	a/	a/	a/	1,935	881
Military Air Transport Service - Atlantic	35	80	17	129	149
Military Air Transport Service - Pacific	80	-	-	-	40
Northeast Air Command	73	202	108	142	326
Third Air Division	3	336	110	239	-
United States Air Forces, Europe	18	27	38	40	525
Gaining Command Arrivals - Total	-	482	1,109	746	3,192
Air Defense Command	-	28	210	163	366
Air Engineering Development Division	-	-	2	-	-
Air Materiel Command	-	3	34	28	241
Air Proving Ground	-	10	35	20	156
Air Research and Development Command	-	-	11	-	131
Air Training Command	-	20	54	78	402
Air University	-	1	23	8	50
Continental Air Command	-	4	31	48	488
Headquarters Command, USAF	-	3	22	17	107
Long Range Proving Ground Division	-	70	38	b/ 14	b/
Military Air Transport Service - Continental US	-	112	381	204	634
Special Weapons Command	-	2	14	-	14
Strategic Air Command	-	176	154	94	323
Tactical Air Command	-	53	100	72	280
USAF Security Service	-	-	-	-	-

a/ No rotation practised in FEAF until May 1951.

b/ Long Range Proving Ground Division was assigned to Air Research and Development Command, 14 May 1951.

Source: Enlisted Assignment Division, Directorate of Military Personnel, DCS/P, Hq. USAF.

PERSONNEL

MILITARY PERSONNEL - SAMPLE STUDIES

The second miscellaneous group of tables include six tables developed from Sample Surveys.

The tables in this section, based on sample surveys, have been selected because of pertinent statistics contained therein, that may be used in planning, programming, personnel actions or other staff actions. The sample surveys of LEAF personnel are made quarterly.

In a sample survey, the characteristics of a population are investigated by surveying a representative portion (Sample) of the whole at which time factual and opinion data are obtained. Approximately ten per cent of the strength is included. Tables 240 through 245 are based on estimates derived from the sample data. Proper utilization of these tables requires a cognizance of the statistical limitations due to sampling error.

The sampling error, not to be construed to mean "Mistake" is a measure of the reliability or accuracy of the estimate, therefore, the following reliability tables are included. The following reliability tables are to be used in conjunction with the tabulated data according to date of each.

RELIABILITY OF ESTIMATED PERCENTAGES FOR 31 JANUARY 1951

Personnel Category	Sampling Error						
	.1% or 99.9%	1% or 99%	10% or 90%	30% or 70%	50%	70%	90%
<u>All Officers</u>	<u>0.04</u>	<u>0.1</u>	<u>0.4</u>	<u>0.5</u>	<u>0.6</u>	<u>0.5</u>	<u>0.4</u>
General	0.00	2.0	5.9	8.9	9.8	8.9	5.9
Colonel	0.21	0.7	2.1	3.1	3.3	3.1	2.1
Lieutenant Colonel	0.18	0.6	1.7	2.6	2.8	2.6	1.7
Major	0.11	0.4	1.1	1.7	1.8	1.7	1.1
Captain	0.06	0.2	0.6	0.9	1.0	0.9	0.6
First Lieutenant	0.08	0.3	0.8	1.2	1.3	1.2	0.8
Second Lieutenant	0.12	0.4	1.2	1.8	2.0	1.8	1.2
Warrant Officer	0.25	0.8	2.4	3.6	4.0	3.6	2.4
<u>Regular Officers Only</u>	<u>0.07</u>	<u>0.2</u>	<u>0.7</u>	<u>1.0</u>	<u>1.1</u>	<u>1.0</u>	<u>0.7</u>
General	0.00	2.0	6.0	9.3	10.2	9.3	6.0
Colonel	0.23	0.7	2.2	3.3	3.6	3.3	2.2
Lieutenant Colonel	0.21	0.7	2.0	3.0	3.3	3.0	2.0
Major	0.16	0.5	1.5	2.3	2.5	2.3	1.5
Captain	0.12	0.4	1.2	1.7	1.9	1.7	1.2
First Lieutenant	0.24	0.8	2.3	3.5	3.8	3.5	2.3
Second Lieutenant	0.31	1.0	3.0	4.5	5.0	4.5	3.0
Warrant Officer	0.31	1.0	3.0	4.5	5.0	4.5	3.0
<u>All Rated Officers on Flying Status</u>	<u>0.07</u>	<u>0.2</u>	<u>0.7</u>	<u>1.1</u>	<u>1.2</u>	<u>1.1</u>	<u>0.7</u>
<u>All Negro Officers</u>	<u>0.43</u>	<u>1.4</u>	<u>4.1</u>	<u>6.2</u>	<u>6.7</u>	<u>6.2</u>	<u>4.1</u>
<u>All Enlisted Personnel</u>	<u>0.01</u>	<u>0.04</u>	<u>0.1</u>	<u>0.2</u>	<u>0.2</u>	<u>0.2</u>	<u>0.1</u>
Master Sergeant	0.06	0.2	0.6	0.9	0.9	0.9	0.6
Technical Sergeant	0.05	0.2	0.5	0.7	0.8	0.8	0.5
Staff Sergeant	0.04	0.1	0.3	0.5	0.6	0.5	0.3
Sergeant	0.03	0.1	0.3	0.5	0.6	0.5	0.3
Corporal	0.03	0.1	0.3	0.5	0.6	0.5	0.3
Private First Class	0.03	0.1	0.3	0.5	0.5	0.5	0.3
Private	0.04	0.1	0.3	0.5	0.6	0.5	0.3
Aviation Cadet	0.20	0.6	1.9	2.9	3.1	2.9	1.9
<u>All Enlisted Personnel on Flying Status</u>	<u>0.06</u>	<u>0.2</u>	<u>0.6</u>	<u>0.9</u>	<u>0.9</u>	<u>0.9</u>	<u>0.6</u>
<u>All Negro Enlisted Personnel</u>	<u>0.06</u>	<u>0.2</u>	<u>0.6</u>	<u>0.9</u>	<u>1.0</u>	<u>0.9</u>	<u>0.6</u>

PERSONNEL

MILITARY PERSONNEL - CONTINUED

RELIABILITY OF ESTIMATED PERCENTAGES FOR 30 APRIL 1951

Personnel Category	Sampling Error					
	1% or 99.9%	1% or 99%	5% or 95%	10% or 90%	30% or 70%	50%
<u>All Officers</u>	0.04	0.1	0.3	0.4	0.6	0.6
General	0.65	2.0	1.4	6.2	9.3	10.2
Colonel	0.22	0.7	1.5	2.1	3.1	3.4
Lieutenant Colonel	0.14	0.4	1.0	1.3	2.0	2.2
Major	0.10	0.3	0.7	1.0	1.5	1.6
Captain	0.06	0.2	0.4	0.6	0.9	1.0
First Lieutenant	0.08	0.2	0.5	0.7	1.1	1.2
Second Lieutenant	0.11	0.4	0.8	1.1	1.7	1.8
Warrant Officer	0.24	0.8	0.7	2.3	3.4	3.8
<u>Regular Officers Only</u>	0.08	0.2	0.5	0.7	1.1	1.2
<u>General Grades</u>	0.65	2.1	4.5	6.3	9.5	10.5
<u>Field Grades</u>	0.10	0.3	0.7	1.0	1.5	1.6
<u>Company Grades</u>	0.12	0.4	0.9	1.2	1.8	2.0
Captain	0.15	0.5	1.0	1.4	2.2	2.4
First Lieutenant	0.26	0.8	1.8	2.5	3.6	4.1
Second Lieutenant	0.37	1.2	2.5	3.4	5.4	5.8
Warrant Officer	0.36	1.1	2.5	3.3	5.2	5.7
<u>All Rated Officers on Flying Status</u>	0.05	0.2	0.4	0.5	0.8	0.9
<u>All Negro Officers</u>	0.43	1.4	3.0	4.1	6.2	6.7
<u>All Enlisted Personnel</u>	0.01	0.04	0.1	0.1	0.2	0.2
Master Sergeant	0.06	0.2	0.4	0.6	0.8	0.9
Technical Sergeant	0.05	0.2	0.4	0.5	0.8	0.8
Staff Sergeant	0.04	0.1	0.3	0.4	0.6	0.6
Sergeant	0.03	0.1	0.2	0.3	0.5	0.5
Corporal	0.03	0.1	0.2	0.3	0.5	0.5
Private First Class	0.03	0.1	0.2	0.3	0.5	0.5
Private	0.04	0.1	0.3	0.4	0.5	0.6
Aviation Cadet	0.26	0.8	1.8	2.5	3.8	4.1
<u>All Enlisted Personnel On Flying Status</u>	0.06	0.2	0.4	0.6	0.8	0.9
<u>All Negro Enlisted Personnel</u>	0.06	0.2	0.4	0.6	0.9	1.0

NOTES ON USE OF RELIABILITY TABLES:

1. The sampling error is a measure of the range or interval above and below the estimate within which the "true proportion" is likely to be found. By "true proportion" is meant the proportion of the entire population or universe (from which the sample was drawn) that would have been obtained had a 100 per cent census-type survey been made instead of a sample survey.

2. Illustrative examples:

(a) In Table 241 it is estimated that for 29.7 per cent of the captains, the highest level of education was high school graduate. Referring to the reliability table for 31 January 1951, it is noted that the sampling error for a characteristic possessed by 30 per cent of the captains is 0.9 per cent. This means that the chances are 2 out of 3 that the "true proportion" lies in the range 29.7 per cent plus or minus 0.9 per cent (i.e. 28.8 per cent to 30.6 per cent); and the chances are 19 out of 20 that the "true proportion" lies in the range 29.7 per cent plus or minus 2 times 0.9 per cent (i.e. 27.9 per cent to 31.5 per cent). Expanding the range to the estimated percentage plus or minus twice the sampling error changes the probability from 2 out of 3 chances to 19 out of 20 chances that the "true proportion" lies in the computed range.

(b) In Table 242 it is estimated that 70.9 per cent of the staff sergeants have dependents. Referring to the reliability table for 30 April 1951, it is noted that the sampling error for a characteristic possessed by 70 per cent of the staff sergeants is 0.6 per cent. This means that the chances are 2 out of 3 that the "true proportion" lies in the range 70.9 per cent plus or minus 0.6 per cent (i.e. 70.3 per cent to 71.5 per cent); and the chances are 19 out of 20 that the "true proportion" lies in the range 70.9 per cent plus or minus 2 times 0.6 per cent (i.e. 69.7 per cent to 72.1 per cent).

Personnel By Type and By Grade	Command Strength	Per Cent	Number of Months Served in Present Grade by Officer Personnel as of 30 April 1951																	
			0 Thru 12		13 Thru 24		25 Thru 36		37 Thru 48		49 Thru 60		61 Thru 72		73 Thru 84		85 & Over		Unknown	
			Number	Per Cent	Number	Per Cent	Number	Per Cent	Number	Per Cent	Number	Per Cent	Number	Per Cent	Number	Per Cent	Number	Per Cent	Number	Per Cent
Officer - Total	94,574	100	44,475	47.0	13,229	14.0	7,430	7.9	4,184	4.4	5,969	6.3	6,386	6.8	6,062	6.4	5,345	5.6	1,494	1.6
General . . .	287	100	65	22.8	13	4.5	-	-	13	4.5	-	-	13	4.5	52	18.2	118	41.0	13	4.5
Colonel . . .	2,856	100	857	30.0	106	3.7	300	10.5	29	1.0	91	3.2	165	5.8	391	13.7	888	31.1	29	1.0
Lt Colonel . .	6,346	100	3,078	48.5	438	6.9	584	9.2	121	1.9	165	2.6	596	9.4	666	10.5	628	9.9	70	1.1
Major	12,754	100	6,249	49.0	1,607	12.6	395	3.1	357	2.8	753	5.9	1,186	9.3	1,059	8.3	944	7.4	204	1.6
Captain . . .	33,448	100	15,888	47.5	3,913	11.7	2,207	6.6	1,338	4.0	2,308	6.9	3,111	9.3	2,843	8.5	1,338	4.0	502	1.5
1st Lieut . .	24,348	100	9,471	38.9	4,821	19.8	2,703	11.1	2,191	9.0	2,337	9.6	1,023	4.2	852	3.5	536	2.2	414	1.7
2nd Lieut . .	11,908	100	8,145	68.4	2,215	18.6	584	4.9	119	1.0	250	2.1	95	0.8	83	0.7	155	1.3	262	2.2
Warrant Off .	2,627	100	722	27.5	116	4.4	657	25.0	16	0.6	65	2.5	197	7.5	116	4.4	738	28.1	-	-
Regular Off Only - Total	22,002	100	8,836	40.2	2,608	11.8	2,272	10.3	649	2.9	1,390	6.3	1,817	8.3	1,408	6.4	1,818	8.3	1,204	5.5
General Grade	261	100	49	19.0	13	4.8	-	-	13	4.8	-	-	13	4.8	49	19.0	111	42.8	13	4.8
Field Grade .	12,096	100	5,455	45.1	1,270	10.5	823	6.8	133	1.1	423	3.5	1,016	8.4	1,343	11.1	1,500	12.4	133	1.1
Company Grade	8,485	100	3,142	37.0	1,261	14.9	877	10.3	503	5.9	936	11.0	708	8.4	-	-	-	-	1,058	12.5
Captain . . .	5,628	100	1,812	32.2	883	15.7	591	10.5	253	4.5	507	9.0	591	10.5	-	-	-	-	991	17.6
1st Lieut . .	2,062	100	678	32.9	295	14.3	250	12.1	250	12.1	429	20.8	117	5.7	-	-	-	-	43	2.1
2nd Lieut . .	795	100	652	82.1	83	10.4	36	4.5	-	-	-	-	-	-	-	-	-	-	24	3.0
Warrant Off .	1,160	100	190	16.4	64	5.5	572	49.3	-	-	31	2.7	80	6.9	16	1.4	207	17.8	-	-

Personnel By Type and By Grade	Command Strength	Per Cent	Number of Months Served in Present Grade by Enlisted Personnel as of 30 April 1951																							
			0 Thru 6		7 Thru 12		13 Thru 18		19 Thru 24		25 Thru 36		37 Thru 48		49 Thru 60		61 Thru 72		73 Thru 84		85 Thru 120		121 & Over		Unknown	
			Num- ber	Per Cent	Num- ber	Per Cent	Num- ber	Per Cent	Num- ber	Per Cent	Num- ber	Per Cent	Num- ber	Per Cent	Num- ber	Per Cent	Num- ber	Per Cent	Num- ber	Per Cent	Num- ber	Per Cent	Num- ber	Per Cent	Num- ber	Per Cent
Enlisted - Total	633,204	100	364,480	57.6	101,224	16.0	82,615	5.2	24,462	3.9	34,334	5.4	16,472	2.6	12,220	1.9	10,944	1.7	6,578	1.0	17,168	2.7	1,244	0.2	11,463	1.8
M/Sergeant . .	34,617	100	8,412	24.3	4,708	13.6	623	1.8	761	2.2	1,904	5.5	1,142	3.3	1,558	4.5	2,562	7.4	1,973	5.7	9,762	28.2	554	1.6	658	1.9
T/Sergeant . .	42,852	100	15,469	36.1	7,542	17.6	1,285	3.0	2,357	5.5	5,228	12.2	2,571	6.0	2,100	4.9	2,143	5.0	1,243	2.9	2,143	5.0	43	0.1	728	1.7
S/Sergeant . .	91,103	100	31,886	35.0	14,303	15.7	3,826	4.2	7,288	8.0	12,846	14.1	7,197	7.9	4,737	5.2	3,189	3.5	1,731	1.9	2,369	2.6	182	0.2	1,549	1.7
Sergeant . . .	99,813	100	44,916	45.0	22,059	22.1	9,782	9.8	7,286	7.3	6,987	7.0	2,296	2.3	1,297	1.3	1,297	1.3	699	0.7	1,297	1.3	200	0.2	1,697	1.7
Corporal . . .	103,117	100	56,714	55.0	22,789	22.1	9,177	8.9	4,125	4.0	3,815	3.7	1,547	1.5	1,134	1.1	619	0.6	413	0.4	722	0.7	103	0.1	1,959	1.9
Pvt 1st Class	162,520	100	121,402	74.7	23,240	14.3	5,851	3.6	1,950	1.2	2,763	1.7	1,138	0.7	813	0.5	650	0.4	325	0.2	488	0.3	162	0.1	3,738	2.3
Private . . .	96,808	100	84,126	86.9	6,002	6.2	1,936	2.0	678	0.7	774	0.8	581	0.6	581	0.6	484	0.5	194	0.2	387	0.4	*	*	1,065	1.1
Avn Cadet . .	2,374	100	1,555	65.5	581	24.5	135	5.7	17	0.7	17	0.7	-	-	-	-	-	-	-	-	-	-	-	-	69	2.9

*Less than 0.05%.

Source: AF - SC - P 152

TABLE 241 — EDUCATIONAL ATTAINMENT OF USAF MILITARY PERSONNEL BY GRADE — 31 JAN AND 30 APR 1951

Grade	Command Strength as of 31 Jan '51	Per Cent	Non-Graduate Grammar School		Graduate Grammar School		Non-Graduate High School		Graduate High School		Non-Graduate College		Graduate College		Post Graduate Work No Degree		Post Graduate Work Degree		Unknown		
			Number	Per Cent	Number	Per Cent	Number	Per Cent	Number	Per Cent	Number	Per Cent	Number	Per Cent	Number	Per Cent	Number	Per Cent	Number	Per Cent	
			31 January 1951																		
OFFICER - TOTAL	73,026	100	231	0.3	572	0.8	1,803	2.5	19,645	26.9	27,217	37.3	14,519	19.9	2,968	4.0	5,089	7.0	982	1.3	
General	269	100	-	-	-	-	11	4.2	45	16.7	23	8.3	112	41.6	-	-	67	25.0	11	4.2	
Colonel	2,357	100	-	-	-	-	24	1.0	134	5.7	519	22.0	1,051	44.6	170	7.2	424	18.0	35	1.5	
Lieutenant Colonel	3,871	100	12	0.3	12	0.3	54	1.4	364	9.4	1,173	30.3	1,331	34.4	248	6.4	611	15.8	66	1.7	
Major	8,467	100	51	0.6	51	0.6	254	3.0	1,312	15.5	2,998	35.4	2,193	25.9	423	5.0	1,050	12.4	135	1.6	
Captain	28,345	100	85	0.3	227	0.8	680	2.4	8,419	29.7	11,905	42.0	4,025	14.2	1,020	3.6	1,644	5.8	340	1.2	
First Lieutenant	19,392	100	58	0.3	136	0.7	349	1.8	6,457	33.3	7,388	38.1	3,103	16.0	621	3.2	1,067	5.5	213	1.1	
Second Lieutenant	8,279	100	25	0.3	91	1.1	132	1.6	1,987	24.0	2,583	31.2	2,649	32.0	472	5.7	199	2.4	141	1.7	
Warrant Officers	2,046	100	-	-	55	2.7	299	14.6	927	45.3	628	30.7	55	2.7	14	0.7	27	1.3	41	2.0	
Regular Officer Only - Total	21,951	100	129	0.6	72	0.3	494	2.3	3,358	15.3	7,781	35.4	6,298	28.7	1,047	4.8	2,504	11.4	268	1.2	
General	250	100	-	-	-	-	11	4.5	23	9.1	23	9.1	114	45.5	-	-	68	27.3	11	4.5	
Colonel	2,108	100	-	-	-	-	25	1.2	122	5.8	439	20.8	976	46.3	145	6.9	365	17.3	36	1.7	
Lieutenant Colonel	2,942	100	15	0.5	-	-	15	0.5	165	5.6	906	30.8	1,141	38.8	206	7.0	468	15.9	26	0.9	
Major	4,813	100	39	0.8	14	0.3	53	1.1	476	9.9	1,761	36.6	1,333	27.7	270	5.6	751	15.6	116	2.4	
Captain	7,530	100	38	0.5	23	0.3	60	0.8	1,551	20.6	3,509	46.6	1,340	17.8	286	3.8	678	9.0	45	0.6	
First Lieutenant	2,135	100	26	1.2	-	-	92	4.3	359	16.8	610	28.6	850	39.8	66	3.1	119	5.6	13	0.6	
Second Lieutenant	976	100	11	1.1	22	2.2	32	3.3	96	9.8	159	16.3	519	53.2	74	7.6	42	4.3	21	2.2	
Warrant Officer	1,197	100	-	-	13	1.1	206	17.2	566	47.3	374	31.2	25	2.1	-	-	13	1.1	-	-	
Rated Officers on Flying Status - Total	39,894	100	80	0.2	279	0.7	559	1.4	11,250	28.2	17,753	44.5	6,941	17.4	1,237	3.1	1,596	4.0	199	0.5	
Negro Officer - Total	433	100	-	-	-	-	9	2.1	45	10.4	135	31.2	145	33.3	54	12.5	27	6.3	18	4.2	
ENLISTED - TOTAL	548,841	100	16,905	3.1	43,547	7.9	145,980	26.6	254,939	46.5	67,775	12.3	9,503	1.7	3,941	0.7	1,498	0.3	4,753	0.9	
Master Sergeant	29,758	100	476	1.6	1,964	6.6	5,237	17.6	16,367	55.0	4,464	15.0	595	2.0	268	0.9	149	0.5	238	0.8	
Technical Sergeant	36,599	100	915	2.5	2,306	6.3	7,795	21.3	18,889	51.6	5,343	14.6	659	1.8	403	1.1	110	0.3	183	0.5	
Staff Sergeant	79,871	100	3,754	4.7	7,907	9.9	21,325	26.7	35,303	44.2	8,067	10.1	1,677	2.1	799	1.0	240	0.3	799	1.0	
Sergeant	89,991	100	4,230	4.7	9,809	10.9	25,647	28.5	40,586	45.1	7,289	8.1	900	1.0	450	0.5	270	0.3	810	0.9	
Corporal	81,449	100	2,769	3.4	7,412	9.1	25,738	31.6	37,385	45.9	6,109	7.5	733	0.9	489	0.6	163	0.2	651	0.8	
Private First Class	108,471	100	2,712	2.5	7,159	6.6	31,674	29.2	49,788	45.9	12,800	11.8	2,278	2.1	759	0.7	325	0.3	976	0.9	
Private	120,521	100	2,049	1.7	6,990	5.8	28,564	23.7	56,283	46.7	22,296	18.5	2,290	1.9	723	0.6	241	0.2	1,085	0.9	
Aviation Cadet	2,181	100	-	-	-	-	-	-	342	15.7	1,407	64.5	371	17.0	50	2.3	-	-	11	0.5	
Enlisted on Flying Status Total	33,647	100	774	2.3	2,422	7.2	8,109	24.1	17,833	53.0	3,567	10.6	404	1.2	370	1.1	67	0.2	101	0.3	
Negro Enlisted Personnel Total	31,100	100	1,990	6.4	2,706	8.7	11,196	36.0	11,196	36.0	3,328	10.7	373	1.2	156	0.5	62	0.2	93	0.3	

30 April 1951

OFFICER - TOTAL	94,574	100							5,27,677	29.2	33,003	34.9	19,698	20.8	4,416	4.7	8,856	9.4	924	1.0
General	287	100							65	22.7	65	22.8	131	45.5	-	-	13	4.5	13	4.5
Colonel	2,856	100							225	7.9	691	24.2	1,114	39.0	180	6.3	646	22.6	-	-
Lieutenant Colonel	6,346	100							723	11.4	1,637	25.8	2,285	36.0	438	6.9	1,155	18.2	108	1.7
Major	12,754	100							2,703	21.2	4,923	38.6	2,819	22.1	727	5.7	1,467	11.5	115	0.9
Captain	33,448	100							10,904	32.6	13,413	40.1	4,582	13.7	1,305	3.9	2,910	8.7	334	1.0
First Lieutenant	24,348	100							8,375	34.4	7,840	32.2	4,456	18.3	1,047	4.3	2,411	9.9	219	0.9
Second Lieutenant	11,908	100							2,941	24.7	3,727	31.3	4,180	35.1	703	5.9	238	2.0	119	1.0
Warrant Officer	2,627	100	NOT AVAILABLE	NOT AVAILABLE	NOT AVAILABLE	NOT AVAILABLE	NOT AVAILABLE	NOT AVAILABLE	1,741	66.3	707	26.9	131	5.0	16	0.6	16	0.6	16	0.6
Regular Officer Only - Total	22,002	100							3,926	17.8	7,134	32.4	6,416	29.2	1,129	5.1	3,158	14.4	239	1.1
General Grade	261	100							62	23.8	63	23.8	112	42.8	-	-	12	4.8	12	4.8
Field Grade	12,096	100							1,269	10.5	3,810	31.5	3,956	32.7	665	5.5	2,214	18.3	182	1.5
Company Grade - Total	8,485	100							1,896	22.3	2,864	33.8	2,300	27.1	464	5.5	916	10.8	45	0.5
Captain	5,628	100							1,334	23.7	2,358	41.9	940	16.7	236	4.2	715	12.7	45	0.8
First Lieutenant	2,062	100							396	19.2	458	22.2	839	40.7	192	9.3	177	8.6	-	-
Second Lieutenant	795	100							166	20.9	48	6.0	521	65.6	36	4.5	24	3.0	-	-
Warrant Officer - Total	1,160	100							699	60.3	397	34.2	48	4.1	-	-	16	1.4	-	-
Rated Officers on Flying Status - Total	53,841	100							16,314	30.3	22,721	42.2	10,445	19.4	2,046	3.8	1,992	3.7	323	0.6
Negro Officer - Total	528	100							65	12.3	216	40.8	129	24.5	32	6.1	64	12.2	22	4.1
ENLISTED - TOTAL	633,204	100	16,667	2.6	44,012	7.0	153,042	24.2	304,711	48.1	92,047	14.5	12,289	1.9	3,193	0.5	1,710	0.3	5,533	0.9
Master Sergeant	34,617	100	588	1.7	2,250	6.5	5,712	16.5	19,455	56.2	5,470	15.8	554	1.6	69	0.2	104	0.3	415	1.2
Technical Sergeant	42,852	100	771	1.8	3,085	7.2	8,528	19.9	22,883	53.4	5,914	13.8	857	2.0	214	0.5	214	0.5	386	0.9
Staff Sergeant	91,103	100	4,009	4.4	8,472	9.3	23,869	26.2	41,452	45.5	9,930	10.9	1,640	1.8	547	0.6	364	0.4	820	0.9
Sergeant	99,813	100	3,693	3.7	9,183	9.2	26,650	26.7	47,710	47.8	9,582	9.6	1,198	1.2	499	0.5	200	0.2	1,098	1.1
Corporal	103,117	100	3,197	3.1	8,249	8.0	30,007	29.1	47,743	46.3	10,621	10.3	1,547	1.5	516	0.5	309	0.3	928	0.9
Private First Class	162,520	100	2,763	1.7	8,126	5.0	35,429	21.8	78,335	48.2	31,529	19.4	4,063	2.5	812	0.5	325	0.2	1,138	0.7
Private	96,808	100	1,646	1.7	4,647	4.8	22,847	23.6	47,048	48.6	17,522	18.1	1,742	1.8	484	0.5	194	0.2	678	0.7
Aviation Cadet	2,374	100	-	-	-	-	-	-	85	3.6	1,479	62.3	688	29.0	52	2.2	-	-	70	2.9
Enlisted on Flying Status Total	31,040	100	683	2.2	2,049	6.6	6,736	21.7	16,296	52.5	4,066	13.1	652	2.1	155	0.5	62	0.2	341	1.1
Negro Enlisted Personnel Total	32,928	100	1,943	5.9	2,667	8.1	11,360	34.5	12,611	38.3	3,326	10.1	395	1.2	132	0.4	132	0.4	362	1.1

a/ Estimate based on returns from this Sample Survey.
b/ Graduate High School Column for Officers includes all High School or less.
c/ Command Strength as of 15 April 1951.

TABLE 242- DEPENDENCY STATUS OF USAF MILITARY PERSONNEL BY GRADE- 31 JAN AND 30 APR 1951

Personnel By Type	Command Strength		Personnel Married		Personnel Not Married a/		Personnel With Dependents		Personnel Without Dependents		Dependents					
											Total		Children 5 Through 20 Years of Age		Other Dependents	
	Number	Per Cent	Number	Per Cent	Number	Per Cent	Number	Per Cent	Number	Per Cent	Number	Per Person	Number	Per Person	Number	Per Person
31 January 1951																
<u>Total</u>	<u>621,867</u>	<u>100</u>	<u>222,842</u>	<u>35.8</u>	<u>399,025</u>	<u>64.2</u>	<u>264,654</u>	<u>42.6</u>	<u>357,213</u>	<u>57.4</u>	<u>556,566</u>	<u>0.90</u>	<u>142,125</u>	<u>0.23</u>	<u>414,441</u>	<u>0.67</u>
<u>Officer - Total . .</u>	<u>73,026</u>	<u>100</u>	<u>59,776</u>	<u>81.9</u>	<u>13,250</u>	<u>18.1</u>	<u>63,100</u>	<u>86.4</u>	<u>9,926</u>	<u>13.6</u>	<u>150,219</u>	<u>2.06</u>	<u>41,210</u>	<u>0.56</u>	<u>109,009</u>	<u>1.50</u>
General	269	100	258	95.8	11	4.2	269	100.0	-	-	605	2.25	280	1.04	325	1.21
Colonel	2,357	100	2,237	94.9	120	5.1	2,272	96.4	85	3.6	5,466	2.32	2,145	0.91	3,321	1.41
Lt Colonel	3,871	100	3,573	92.3	298	7.7	3,701	95.6	170	4.4	10,270	2.65	3,987	1.03	6,283	1.62
Major	8,467	100	7,680	90.7	787	9.3	8,001	94.5	466	5.5	21,227	2.51	7,112	0.84	14,115	1.67
Captain	28,345	100	25,085	88.5	3,260	11.5	26,333	92.9	2,012	7.1	63,918	2.26	17,007	0.60	46,911	1.66
1st Lieutenant . .	19,392	100	14,912	76.9	4,480	23.1	15,960	82.3	3,432	17.7	35,468	1.83	7,757	0.40	27,711	1.43
2nd Lieutenant . .	8,279	100	4,222	51.0	4,057	49.0	4,686	56.6	3,593	43.4	8,858	1.07	1,490	0.18	7,368	0.89
Warrant Officer . .	2,046	100	1,809	88.4	237	11.6	1,878	91.8	168	8.2	4,407	2.15	1,432	0.70	2,975	1.45
<u>Enlisted - Total . .</u>	<u>548,841</u>	<u>100</u>	<u>163,066</u>	<u>29.7</u>	<u>385,775</u>	<u>70.3</u>	<u>201,554</u>	<u>36.7</u>	<u>347,287</u>	<u>63.3</u>	<u>406,347</u>	<u>0.74</u>	<u>100,915</u>	<u>0.18</u>	<u>305,432</u>	<u>0.56</u>
M/Sergeant	29,758	100	25,800	86.7	3,958	13.3	27,229	91.5	2,529	8.5	67,164	2.26	22,616	0.76	44,548	1.50
T/Sergeant	36,599	100	28,950	79.1	7,649	20.9	31,402	85.8	5,197	14.2	73,235	2.00	21,959	0.60	51,276	1.40
S/Sergeant	79,871	100	49,680	62.2	30,191	37.8	55,990	70.1	23,881	29.9	123,161	1.54	33,546	0.42	89,615	1.12
Sergeant	89,991	100	27,897	31.0	62,094	69.0	36,176	40.2	53,815	59.8	64,793	0.72	11,699	0.13	53,094	0.59
Corporal	81,449	100	12,299	15.1	69,150	84.9	18,733	23.0	62,716	77.0	29,403	0.36	4,072	0.05	25,331	0.31
Pvt 1st Class . . .	108,471	100	10,305	9.5	98,166	90.5	16,921	15.6	91,550	84.4	25,491	0.24	3,254	0.03	22,237	0.21
Private	120,521	100	7,834	6.5	112,687	93.5	14,704	12.2	105,817	87.8	22,297	0.19	3,616	0.03	18,681	0.16
Aviation Cadet . .	2,181	100	301	13.8	1,880	86.2	399	18.3	1,782	81.7	803	0.37	153	0.07	650	0.30

30 April 1951

<u>Total</u>	<u>727,778</u>	<u>100</u>	<u>270,818</u>	<u>37.2</u>	<u>456,960</u>	<u>62.8</u>	<u>354,083</u>	<u>48.7</u>	<u>373,695</u>	<u>51.3</u>	<u>653,869</u>	<u>0.90</u>	<u>164,111</u>	<u>0.23</u>	<u>489,758</u>	<u>0.67</u>
<u>Officer - Total</u>	<u>94,574</u>	<u>100</u>	<u>76,718</u>	<u>81.1</u>	<u>17,856</u>	<u>18.9</u>	<u>82,253</u>	<u>87.0</u>	<u>12,321</u>	<u>13.0</u>	<u>193,340</u>	<u>2.04</u>	<u>55,678</u>	<u>0.59</u>	<u>137,662</u>	<u>1.45</u>
General	287	100	248	86.4	39	13.6	248	86.4	39	13.6	626	2.18	210	0.73	416	1.45
Colonel	2,856	100	2,676	93.7	180	6.3	2,736	95.8	120	4.2	7,940	2.78	3,599	1.26	4,341	1.52
Lt. Colonel	6,346	100	5,800	91.4	546	8.6	6,099	96.1	247	3.9	16,309	2.57	6,029	0.95	10,280	1.62
Major	12,754	100	11,670	91.5	1,084	8.5	12,180	95.5	574	4.5	30,227	2.37	10,203	0.80	20,024	1.57
Captain	33,448	100	28,598	85.5	4,850	14.5	30,772	92.0	2,676	8.0	73,586	2.20	20,738	0.62	52,848	1.58
1st Lieutenant	24,348	100	18,578	76.3	5,770	23.7	20,038	82.3	4,310	17.7	44,800	1.84	9,983	0.41	34,817	1.43
2nd Lieutenant	11,908	100	6,799	57.1	5,109	42.9	7,716	64.8	4,192	35.2	13,337	1.12	2,263	0.19	11,074	0.93
Warrant Officer	2,627	100	2,349	89.4	278	10.6	2,464	93.8	163	6.2	6,515	2.48	2,653	1.01	3,862	1.47
<u>Enlisted - Total</u>	<u>633,204</u>	<u>100</u>	<u>194,100</u>	<u>30.7</u>	<u>439,104</u>	<u>69.3</u>	<u>271,830</u>	<u>42.9</u>	<u>361,374</u>	<u>57.1</u>	<u>460,529</u>	<u>0.73</u>	<u>108,433</u>	<u>0.17</u>	<u>352,096</u>	<u>0.56</u>
M/Sergeant	34,617	100	30,186	87.2	4,431	12.8	32,298	93.3	2,319	6.7	78,580	2.27	25,962	0.75	52,618	1.52
T/Sergeant	42,852	100	33,853	79.0	8,999	21.0	37,538	87.6	5,314	12.4	86,561	2.02	25,711	0.60	60,850	1.42
S/Sergeant	91,103	100	53,569	58.8	37,534	41.2	64,592	70.9	26,511	29.1	129,366	1.42	32,797	0.36	96,569	1.06
Sergeant	99,813	100	32,040	32.1	67,773	67.9	45,315	45.4	54,498	54.6	66,875	0.67	10,980	0.11	55,895	0.56
Corporal	103,117	100	19,077	18.5	84,040	81.5	35,472	34.4	67,645	65.6	41,247	0.40	5,156	0.05	36,091	0.35
Pvt 1st Class	162,520	100	16,577	10.2	145,943	89.8	37,055	22.8	125,465	77.2	37,380	0.23	4,876	0.03	32,504	0.20
Private	96,808	100	8,713	9.0	88,095	91.0	19,458	20.1	77,350	79.9	20,330	0.21	2,904	0.03	17,426	0.18
Aviation Cadet	2,374	100	85	3.6	2,289	96.4	102	4.3	2,272	95.7	190	0.08	47	0.02	143	0.06

s/ Includes single, divorced, legally separated, and widowed.

Source: AF - SC - P 152

TABLE 243 - DEPENDENTS RESIDING OVERSEAS WITH USAF MILITARY PERSONNEL AND GOVERNMENT FAMILY QUARTERS PROVIDED BY OVERSEAS COMMAND - 31 JANUARY AND 30 APRIL 1951

Type of Personnel By Overseas Command	Command Strength		Residing Overseas							
			Without Dependents		With Dependents		Dependents		With Govt. Family Quarters	
	Number	Per Cent	Number	Per Cent	Number	Per Cent	Number	Per Pers.	Number	Per Pers.
31 January 1951										
<u>Total</u>	139,577	100	115,982	83.1	23,595	16.9	57,907	0.41	12,485	8.9
<u>Alaskan Air Command - Total</u>	14,249	100	11,341	79.6	2,908	20.4	6,216	0.44	705	4.9
Officers	1,272	100	451	35.5	821	64.5	1,805	1.42	308	24.2
Enlisted	12,977	100	10,890	83.9	2,087	16.1	4,411	0.34	397	3.1
<u>Caribbean Air Command - Total</u>	1,224	100	792	64.7	432	35.3	1,129	0.92	234	19.1
Officers	173	100	9	5.2	164	94.8	455	2.63	46	26.2
Enlisted	1,051	100	783	74.5	268	25.5	674	0.64	188	17.9
<u>Far East Air Force - Total</u>	59,503	100	54,579	91.7	4,924	8.3	12,295	0.21	3,311	5.6
Officers	6,987	100	4,836	69.2	2,151	30.8	5,521	0.79	1,754	25.1
Enlisted	52,516	100	49,743	94.7	2,773	5.3	6,774	0.13	1,557	3.0
<u>Military Air Transport Service - Total</u>	28,283	100	21,504	76.0	6,779	24.0	16,186	0.57	3,433	12.1
Officers	3,735	100	1,467	39.3	2,268	60.7	5,650	1.51	1,426	38.2
Enlisted	24,548	100	20,037	81.6	4,511	18.4	10,536	0.43	2,007	8.2
<u>Northeast Air Command - Total</u>	3,622	100	2,847	78.6	775	21.4	1,810	0.50	300	8.3
Officers	399	100	166	40.1	239	59.9	505	1.27	173	43.4
Enlisted	3,223	100	2,687	83.4	536	16.6	1,305	0.40	127	3.9
<u>Third Air Division - Total a/</u>	11,490	100	8,732	76.0	2,758	24.0	6,241	0.54	534	4.6
Officers	1,017	100	107	10.5	910	89.5	2,352	2.32	214	21.0
Enlisted	10,473	100	8,625	82.4	1,848	17.6	3,886	0.37	320	3.1
<u>US Air Forces, Europe - Total</u>	14,696	100	11,591	78.9	3,105	21.1	9,169	0.62	3,085	21.0
Officers	2,014	100	571	28.4	1,443	71.6	3,558	1.77	1,443	71.6
Enlisted	12,682	100	11,020	86.9	1,662	13.1	5,611	0.44	1,642	12.9
<u>Miscellaneous Air Commands - Total</u>	6,510	100	4,596	70.6	1,914	29.4	4,861	0.75	883	13.6
Officers	1,278	100	559	43.7	719	56.3	1,777	1.39	399	31.2
Enlisted	5,232	100	4,037	77.2	1,195	22.8	3,084	0.59	484	9.3
30 April 1951										
<u>Total b/</u>	143,932	100	118,573	82.4	25,359	17.6	59,393	0.41	12,254	8.5
<u>Alaskan Air Command - Total</u>	14,981	100	11,874	79.3	3,107	20.7	6,903	0.46	955	6.4
Officers	1,284	100	451	35.1	833	64.9	2,013	1.57	243	18.9
Enlisted	13,697	100	11,423	83.4	2,274	16.6	4,890	0.36	712	5.2
<u>Caribbean Air Command - Total</u>	1,245	100	691	55.5	554	44.5	1,320	1.06	475	38.1
Officers	197	100	13	6.7	184	93.3	420	2.13	118	60.0
Enlisted	1,048	100	678	64.7	370	35.3	900	0.86	357	34.1
<u>Far East Air Force - Total</u>	61,016	100	56,384	92.4	4,632	7.6	11,040	0.18	2,953	4.8
Officers	7,694	100	6,155	80.0	1,539	20.0	4,001	0.52	1,300	16.9
Enlisted	53,322	100	50,229	94.2	3,093	5.8	7,039	0.13	1,653	3.1
<u>Military Air Transport Service - Total</u>	30,796	100	22,055	71.6	8,741	28.4	20,553	0.67	3,719	12.1
Officers	4,315	100	1,532	35.5	2,783	64.5	6,995	1.62	1,044	24.2
Enlisted	26,481	100	20,523	77.5	5,958	22.5	13,558	0.51	2,675	10.1
<u>Northeast Air Command - Total</u>	3,973	100	2,414	60.8	1,559	39.2	3,950	0.99	702	17.7
Officers	457	100	125	27.3	332	72.7	789	1.73	291	63.7
Enlisted	3,516	100	2,289	65.1	1,227	34.9	3,161	0.90	411	11.7
<u>Strategic Air Command - Total</u>	651	100	241	37.0	410	63.0	988	1.52	270	41.5
Officers	651	100	241	37.0	410	63.0	988	1.52	270	41.5
Enlisted	c/	c/	c/	c/	c/	c/	c/	c/	c/	c/
<u>US Air Forces, Europe - Total</u>	31,270	100	24,914	79.7	6,356	20.3	14,639	0.47	3,180	10.2
Officers	3,522	100	1,162	33.0	2,360	67.0	5,843	1.66	1,571	44.6
Enlisted	27,748	100	23,752	85.6	3,996	14.4	8,796	0.32	1,609	5.8

a/ Third Air Division was terminated as a major air command and assigned to USAFE, 21 January 1951.

b/ Command Strength does not include SAC enlisted personnel.

c/ Data not available for SAC overseas enlisted personnel.

TABLE 244 - GCT/TSAI AND AFQT SCORE GROUPS OF ENLISTED PERSONNEL BY GRADE - 31 JAN AND 30 APR 1951

Score	Master Sergeant		Technical Sergeant		Staff Sergeant		Sergeant		Corporal		Private First Class		Private		Aviation Cadet	
	Number	Per Cent	Number	Per Cent	Number	Per Cent	Number	Per Cent	Number	Per Cent	Number	Per Cent	Number	Per Cent	Number	Per Cent
31 January 1951																
Equivalent GCT and TSAI Score Groups - Total	29,758	100.0	36,599	100.0	79,871	100.0	89,991	100.0	81,449	100.0	108,471	100.0	120,521	100.0	2,181	100.0
GCT																
TSAI																
39 - 74	89	0.3	183	0.5	1,278	1.6	1,890	2.1	1,873	2.3	5,424	5.0	5,544	4.6	-	0.0
75 - 84	268	0.9	476	1.3	1,997	2.5	2,880	3.2	2,606	3.2	4,556	4.2	4,098	3.4	11	0.5
85 - 89	208	0.7	329	0.9	1,677	2.1	2,430	2.7	2,280	2.8	4,447	4.1	4,339	3.6	11	0.5
90 - 99	1,220	4.1	3,038	8.3	9,904	12.4	12,328	13.7	12,706	15.6	11,281	10.4	9,159	7.6	11	0.5
100 - 109	3,601	12.1	5,746	15.7	15,495	19.4	20,248	22.5	18,978	23.3	16,379	15.1	12,173	10.1	11	0.5
110 - 114	3,422	11.5	4,758	13.0	8,866	11.1	10,619	11.8	9,611	11.8	14,644	13.5	10,967	9.1	-	0.0
115 - 119	4,731	15.9	5,673	15.5	10,303	12.9	11,429	12.7	9,367	11.5	13,884	12.8	11,088	9.2	39	1.8
120 - 124	4,940	16.6	5,014	13.7	9,265	11.6	8,189	9.1	7,086	8.7	11,173	10.3	9,160	7.6	39	1.8
125 - Above	8,898	29.9	8,271	22.6	11,981	15.0	11,159	12.4	7,575	9.3	9,545	8.8	7,954	6.6	118	5.4
Unknown	2,381	8.0	3,111	8.5	9,105	11.4	8,819	9.8	9,367	11.5	17,138	15.8	46,039	38.2	1,941	89.0
30 April 1951 a/																
Equivalent GCT and TSAI Score Groups - Total	33,821	100.0	41,695	100.0	87,368	100.0	95,820	100.0	89,609	100.0	114,577	100.0	56,729	100.0	b/	b/
GCT																
TSAI																
39 - 74	203	0.6	709	1.7	2,184	2.5	2,971	3.1	8,154	9.1	36,665	32.0	19,855	35.0	b/	b/
75 - 89	710	2.1	1,001	2.4	4,368	5.0	5,749	6.0	8,155	9.1	20,395	17.8	8,963	15.8	b/	b/
90 - 109	6,527	19.3	10,257	24.6	31,540	36.1	38,136	39.8	36,381	40.6	27,498	24.0	14,466	25.5	b/	b/
110 - 124	15,389	45.5	18,888	45.3	32,763	37.5	34,974	36.5	28,227	31.5	23,946	20.9	10,495	18.5	b/	b/
125 - Above	10,992	32.5	10,840	26.0	16,513	18.9	13,990	14.6	8,692	9.7	6,073	5.3	2,950	5.2	b/	b/
AFQT Mental Score Groups - Total	796	100.0	1,157	100.0	3,735	100.0	3,993	100.0	13,508	100.0	47,943	100.0	40,079	100.0	b/	b/
0 - 12 (Mental Group V)	29	3.7	15	1.3	64	1.7	48	1.2	94	0.7	240	0.5	120	0.3	b/	b/
13 - 30 (Mental Group IV)	29	3.7	154	13.3	362	9.7	615	15.4	851	6.3	5,561	11.6	8,417	21.0	b/	b/
31 - 64 (Mental Group III)	133	16.7	201	17.4	840	22.5	1,218	30.5	5,525	40.9	21,958	45.8	16,873	42.1	b/	b/
65 - 92 (Mental Group II)	236	29.6	324	28.0	1,173	31.4	1,018	25.5	4,377	32.4	15,581	32.5	10,741	26.8	b/	b/
93 - 100 (Mental Group I)	369	46.3	463	40.0	1,296	34.7	1,094	27.4	2,661	19.7	4,603	9.6	3,928	9.8	b/	b/

a/ GCT/TSAI Scores were not available for all personnel included in the survey. Estimates based on personnel in the survey for whom only AFQT scores were available are shown separately since AFQT scores do not directly correspond to the GCT/TSAI score groups.

b/ Not available.

Source: AF - SC - P 152

TABLE 245- AGE OF USAF MILITARY PERSONNEL BY GRADE- 31 JAN AND 30 APR 1951

Personnel	Command Strength	Per Cent	18 and Younger		19 Thru 21		22 Thru 25		26 Thru 30		31 Thru 35		36 Thru 40		41 Thru 50		51 Thru 59		60 and Older		Unknown	
			Number	Per Cent	Number	Per Cent	Number	Per Cent	Number	Per Cent	Number	Per Cent	Number	Per Cent	Number	Per Cent	Number	Per Cent	Number	Per Cent	Number	Per Cent
31 January 1951																						
<u>Officer - Total</u>	<u>73,026</u>	<u>100</u>	-	-	<u>331</u>	<u>0.5</u>	<u>8,347</u>	<u>11.4</u>	<u>26,864</u>	<u>36.8</u>	<u>23,803</u>	<u>32.6</u>	<u>6,657</u>	<u>9.1</u>	<u>5,275</u>	<u>7.2</u>	<u>781</u>	<u>1.1</u>	<u>11</u>	*	<u>957</u>	<u>1.3</u>
General	269	100	-	-	-	-	-	-	-	-	-	-	23	8.4	112	41.7	112	41.7	11	4.1	11	4.1
Colonel	2,357	100	-	-	-	-	-	35	1.5	474	20.1	766	32.5	886	37.6	146	6.2	-	-	-	50	2.1
Lt Colonel	3,871	100	-	-	-	12	0.3	159	4.1	1,351	34.9	944	24.4	1,130	29.2	209	5.4	-	-	-	66	1.7
Major	8,467	100	-	-	-	-	-	965	11.4	4,225	49.9	1,770	20.9	1,253	14.8	161	1.9	-	-	-	93	1.1
Captain	28,345	100	-	-	-	284	1.0	11,536	40.7	12,557	44.3	2,268	8.0	1,275	4.5	85	0.3	-	-	-	340	1.2
1st Lieutenant	19,392	100	-	-	58	0.3	3,219	16.6	11,344	58.5	3,917	20.2	524	2.7	175	0.9	-	-	-	-	155	0.8
2nd Lieutenant	8,279	100	-	-	273	3.3	4,818	58.2	2,575	31.1	348	4.2	-	-	41	0.5	25	0.3	-	-	199	2.4
Warrant Officer	2,046	100	-	-	-	-	14	0.7	250	12.2	931	45.5	362	17.7	403	19.7	43	2.1	-	-	43	2.1
<u>Regular Officer</u>																						
<u>Only - Total</u>	<u>21,951</u>	<u>100</u>	-	-	<u>34</u>	<u>0.2</u>	<u>1,229</u>	<u>5.6</u>	<u>5,998</u>	<u>27.3</u>	<u>9,237</u>	<u>42.1</u>	<u>2,809</u>	<u>12.8</u>	<u>2,087</u>	<u>9.5</u>	<u>271</u>	<u>1.2</u>	<u>11</u>	<u>0.1</u>	<u>275</u>	<u>1.2</u>
General	250	100	-	-	-	-	-	-	-	-	-	-	23	9.1	114	45.5	91	36.4	11	4.5	11	4.5
Colonel	2,108	100	-	-	-	-	-	-	-	453	21.5	736	34.9	797	37.8	86	4.1	-	-	-	36	1.7
Lt Colonel	2,942	100	-	-	-	15	0.5	97	3.3	1,215	41.3	744	25.3	789	26.8	41	1.4	-	-	-	41	1.4
Major	4,813	100	-	-	-	-	-	635	13.2	3,061	63.6	934	19.4	116	2.4	14	0.3	-	-	-	53	1.1
Captain	7,530	100	-	-	-	60	0.8	3,449	45.8	3,773	50.1	128	1.7	15	0.2	15	0.2	-	-	-	90	1.2
1st Lieutenant	2,135	100	-	-	13	0.6	570	26.7	1,407	65.9	119	5.6	13	0.6	-	-	-	-	-	-	-	-
2nd Lieutenant	976	100	-	-	21	2.2	584	59.8	255	26.1	63	6.5	-	-	11	1.1	11	1.1	-	-	31	3.2
Warrant Officer	1,197	100	-	-	-	-	-	155	12.9	553	46.2	231	19.3	232	19.4	13	1.1	-	-	-	13	1.1
<u>Rated Officers on Flying Status - Total</u>	<u>39,894</u>	<u>100</u>	-	-	<u>199</u>	<u>0.5</u>	<u>4,269</u>	<u>10.7</u>	<u>18,152</u>	<u>45.5</u>	<u>14,601</u>	<u>36.6</u>	<u>1,396</u>	<u>3.5</u>	<u>838</u>	<u>2.1</u>	<u>160</u>	<u>0.4</u>	*	*	<u>279</u>	<u>0.7</u>
<u>Negro Officer - Total</u>	<u>433</u>	<u>100</u>	-	-	-	-	<u>36</u>	<u>8.3</u>	<u>226</u>	<u>52.1</u>	<u>72</u>	<u>16.7</u>	<u>36</u>	<u>8.3</u>	<u>36</u>	<u>8.3</u>	-	-	-	-	<u>27</u>	<u>6.3</u>
<u>Enlisted - Total</u>	<u>548,841</u>	<u>100</u>	<u>47,788</u>	<u>8.7</u>	<u>239,343</u>	<u>43.6</u>	<u>102,528</u>	<u>18.7</u>	<u>73,662</u>	<u>13.4</u>	<u>49,984</u>	<u>9.1</u>	<u>19,344</u>	<u>3.5</u>	<u>9,004</u>	<u>1.7</u>	<u>760</u>	<u>0.2</u>	<u>181</u>	*	<u>6,247</u>	<u>1.1</u>
M/Sergeant	29,758	100	-	-	30	0.1	357	1.2	6,963	23.4	12,320	41.4	5,654	19.0	3,720	12.5	327	1.1	60	0.2	327	1.1
T/Sergeant	36,599	100	-	-	220	0.6	1,720	4.7	14,457	39.5	13,615	37.2	4,355	11.9	1,646	4.5	183	0.5	*	*	403	1.1
S/Sergeant	79,871	100	-	-	7,188	9.0	19,039	23.9	28,355	35.5	15,655	19.6	6,070	7.6	2,316	2.9	160	0.2	*	*	1,038	1.3
Sergeant	89,991	100	270	0.3	39,776	44.2	28,887	32.1	12,779	14.2	4,499	5.0	1,980	2.2	810	0.9	90	0.1	-	-	900	1.0
Corporal	81,449	100	5,131	6.3	49,195	60.4	19,059	23.4	4,887	6.0	1,629	2.0	489	0.6	163	0.2	*	*	-	-	896	1.1
Pvt 1st Class	108,471	100	23,104	21.3	57,707	53.2	20,827	19.2	4,013	3.7	1,302	1.2	434	0.4	108	0.1	*	*	-	-	976	0.9
Private	120,521	100	19,283	16.0	84,485	70.1	11,329	9.4	2,049	1.7	964	0.8	362	0.3	241	0.2	*	*	121	0.1	1,687	1.4
Aviation Cadet	2,181	100	-	-	742	34.0	1,260	57.8	159	7.3	-	-	-	-	-	-	-	-	-	-	20	0.9
<u>Enlisted on Flying Status - Total</u>	<u>33,647</u>	<u>100</u>	<u>1,144</u>	<u>3.4</u>	<u>6,696</u>	<u>19.9</u>	<u>6,056</u>	<u>18.0</u>	<u>10,498</u>	<u>31.2</u>	<u>6,359</u>	<u>18.9</u>	<u>1,817</u>	<u>5.4</u>	<u>707</u>	<u>2.1</u>	-	-	-	-	<u>370</u>	<u>1.1</u>
<u>Negro Enlisted - Total</u>	<u>31,100</u>	<u>100</u>	<u>3,265</u>	<u>10.5</u>	<u>11,911</u>	<u>38.3</u>	<u>7,340</u>	<u>23.6</u>	<u>4,292</u>	<u>13.8</u>	<u>2,426</u>	<u>7.8</u>	<u>1,120</u>	<u>3.6</u>	<u>342</u>	<u>1.1</u>	<u>31</u>	<u>0.1</u>	-	-	<u>373</u>	<u>1.2</u>

30 April 1951

Officer - Total	94,574	100	-	-	521	0.6	9,028	9.5	36,652	38.8	30,675	32.4	8,193	8.7	6,881	7.3	896	0.9	29	*	1,699	1.8
General b/	287	100	-	-	-	-	-	-	-	-	1	0.4	17	5.9	182	63.4	83	28.9	4	1.4	-	-
Colonel	2,856	100	-	-	-	-	-	-	29	1.0	631	22.1	783	27.4	1,068	37.4	331	11.6	-	-	14	0.5
Lt Colonel	6,346	100	-	-	-	13	0.2	260	4.1	2,615	41.2	1,498	23.6	1,434	22.6	203	3.2	25	0.4	298	4.7	
Major	12,754	100	-	-	-	51	0.4	1,939	15.2	6,262	49.1	2,041	16.0	2,002	15.7	179	1.4	-	-	280	2.2	
Captain	33,448	100	-	-	-	167	0.5	14,450	43.2	14,216	42.5	2,575	7.7	1,405	4.2	100	0.3	-	-	535	1.6	
1st Lieutenant	24,348	100	-	-	219	0.9	3,117	12.8	14,633	60.1	5,138	21.1	633	2.6	243	1.0	-	-	-	-	365	1.5
2nd Lieutenant	11,908	100	-	-	286	2.4	5,680	47.7	5,013	42.1	596	5.0	71	0.6	71	0.6	-	-	-	-	191	1.6
Warrant Officer	2,627	100	-	-	16	0.6	*	*	328	12.5	1,216	46.3	575	21.9	476	18.1	-	-	-	-	16	0.6
Regular Officer																						
Only - Total	22,002	100	-	-	36	0.2	943	4.3	5,916	26.9	8,921	40.5	3,137	14.3	2,271	10.3	228	1.0	4	*	546	2.5
General Grade b/	261	100	-	-	-	-	-	-	-	-	-	-	12	4.6	174	66.7	71	27.2	4	1.5	-	-
Field Grade	12,096	100	-	-	-	-	-	-	1,173	9.7	5,903	48.8	2,685	22.2	1,839	15.2	157	1.3	-	-	339	2.8
Company Grade	8,485	100	-	-	36	0.4	943	11.1	4,600	54.2	2,461	29.0	186	2.2	68	0.8	-	-	-	-	191	2.3
Captain	5,628	100	-	-	-	-	28	0.5	2,893	51.4	2,375	42.2	157	2.8	68	1.2	-	-	-	-	107	1.9
1st Lieut	2,062	100	-	-	-	-	441	21.4	1,458	70.7	74	3.6	29	1.4	-	-	-	-	-	-	60	2.9
2nd Lieut	795	100	-	-	36	4.5	474	59.7	249	31.3	12	1.5	-	-	-	-	-	-	-	-	24	3.0
Warrant Off	1,160	100	-	-	-	-	-	-	143	12.3	557	48.0	254	21.9	190	16.4	-	-	-	-	16	1.4
Rated Officers on Flying Status																						
Total	53,841	100	-	-	108	0.2	4,846	9.0	25,790	47.9	18,737	34.8	2,261	4.2	1,077	2.0	161	0.3	-	-	861	1.6
Negro Officer - Total	528	100	-	-	11	2.1	43	8.1	205	38.8	140	26.5	22	4.2	32	6.1	-	-	-	-	75	14.2
Enlisted - Total	633,204	100	47,076	7.4	280,026	44.2	131,295	20.8	80,523	12.7	54,697	8.6	20,105	3.2	9,474	1.5	705	0.1	35	*	9,268	1.5
M/Sergeant	34,617	100	-	-	35	0.1	415	1.2	8,170	23.6	14,885	43.0	6,196	17.9	3,912	11.3	346	1.0	35	0.1	623	1.8
T/Sergeant	42,852	100	-	-	386	0.9	2,614	6.1	17,526	40.9	15,127	35.3	4,671	10.9	1,928	4.5	86	0.2	*	*	514	1.2
S/Sergeant	91,103	100	*	*	10,113	11.1	26,693	29.3	29,153	32.0	15,123	16.6	6,104	6.7	2,369	2.6	273	0.3	*	*	1,275	1.4
Sergeant	99,813	100	399	0.4	41,921	42.0	36,831	36.9	12,377	12.4	4,791	4.8	1,597	1.6	599	0.6	*	*	*	*	1,298	1.3
Corporal	103,117	100	7,837	7.6	57,848	56.1	25,470	24.7	6,806	6.6	2,372	2.3	825	0.8	309	0.3	*	*	*	*	1,650	1.6
Pvt 1st Class	162,520	100	20,640	12.7	104,338	64.2	28,766	17.7	4,550	2.8	1,625	1.0	325	0.2	163	0.1	*	*	*	*	2,113	1.3
Private	96,808	100	18,200	18.8	64,765	66.9	8,906	9.2	1,839	1.9	774	0.8	387	0.4	194	0.2	*	*	*	*	1,743	1.8
Aviation Cadet	2,374	100	-	-	620	26.1	1,600	67.4	102	4.3	-	-	-	-	-	-	-	-	-	-	52	2.2
Enlisted on Flying Status - Total	31,040	100	807	2.6	6,674	21.5	6,332	20.4	8,815	28.4	5,742	18.5	1,583	5.1	559	1.8	62	0.2	-	-	466	1.5
Negro Enlisted - Total	32,928	100	2,535	7.7	13,171	40.0	8,035	24.4	4,478	13.6	2,503	7.6	1,021	3.1	329	1.0	33	0.1	-	-	823	2.5

a/ Estimate based on returns from this Sample Survey.

b/ Age distribution derived from examination of AG Forms for all General Officers.

c/ Command Strength as of 15 April 1951.

* Indicates categories containing fewer than one-half of one per cent of the total for the line on which it appears.

Source: AP - SC - P 152

TABLE 246 - CASUALTY ASSISTANCE RENDERED BY CHAPLAINS TO NEXT OF KIN OF
USAF MILITARY PERSONNEL, WORLDWIDE - FY 1951

(Excludes SCARWAF. Korean Casualties may be found under Area called Korean Air Activities.)

Month	DEATHS BY CAUSE															
	Total	Aircraft Accidents	Auto Accidents	Missing in Flight	Suicide	Natural Causes	Gunsbot Wound	Alcoholism	Drowning	Burns	Train Accidents	Murder	Unknown Causes	Electro- cution	Knife Wounds	Apsyx- iation
WORLDWIDE																
TOTAL . . .	1,891	632	436	130	43	373	112	5	60	11	3	6	60	6	-	14
July (1950) . . .	144	40	22	45	1	21	4	1	3	2	1	-	1	-	-	3
August	158	58	30	14	1	24	6	-	13	1	-	-	8	-	-	3
September	115	67	11	6	1	13	7	-	4	-	-	1	1	1	-	3
October	204	82	46	11	4	31	11	2	6	2	1	1	4	2	-	1
November	94	26	23	4	5	21	10	-	1	-	-	-	3	-	-	1
December	88	32	18	2	2	24	6	-	-	1	-	2	1	-	-	-
January (1951)	190	58	63	1	4	43	10	-	2	1	-	-	7	-	-	1
February	158	45	40	-	8	41	11	1	7	-	-	1	4	-	-	-
March	116	23	31	-	4	31	14	-	5	1	1	-	6	-	-	-
April	197	56	44	43	1	35	6	1	1	1	-	-	8	1	-	-
May	208	94	47	4	4	32	13	-	6	1	-	1	5	-	-	1
June	219	51	61	-	8	57	14	-	12	1	-	-	12	2	-	1
CONTINENTAL US																
TOTAL	1,383	443	376	7	33	327	68	3	46	8	3	4	52	5	-	8
July (1950) . . .	85	34	20	-	1	19	3	-	3	1	1	-	1	-	-	2
August	118	52	20	3	1	19	2	-	11	1	-	-	8	-	-	1
September	83	50	10	-	1	9	5	-	3	-	-	1	1	1	-	2
October	137	48	38	1	3	26	5	2	4	2	1	1	4	2	-	-
November	77	23	18	1	5	18	8	-	1	-	-	-	2	-	-	1
December	71	29	17	-	2	19	3	-	-	-	-	-	1	-	-	-
January (1951)	129	23	54	-	3	34	7	-	1	1	-	-	6	-	-	-
February	124	31	33	-	5	40	5	-	5	-	-	1	4	-	-	-
March	88	14	26	-	4	26	11	-	2	-	1	-	4	-	-	-
April	123	39	42	-	1	30	2	1	1	1	-	-	5	1	-	-
May	156	55	44	2	2	32	7	-	6	1	-	1	5	-	-	1
June	192	45	54	-	5	55	10	-	9	1	-	-	11	1	-	1
OVERSEAS																
TOTAL	508	189	60	123	10	46	44	2	14	3	-	2	8	1	-	6
July (1950) . . .	59	6	2	45	-	2	1	1	-	1	-	-	-	-	-	1
August	40	6	10	11	-	5	4	-	2	-	-	-	-	-	-	2
September	32	17	1	6	-	4	2	-	1	-	-	-	-	-	-	1
October	67	34	8	10	1	5	6	-	2	-	-	-	-	-	-	1
November	17	3	5	3	-	3	2	-	-	-	-	-	1	-	-	-
December	17	3	1	2	-	5	3	-	-	1	-	2	-	-	-	-
January (1951)	61	35	9	1	1	9	3	-	1	-	-	-	1	-	-	1
February	34	14	7	-	3	1	6	1	2	-	-	-	-	-	-	-
March	28	9	5	-	-	5	3	-	3	1	-	-	2	-	-	-
April	74	17	2	43	-	5	4	-	-	-	-	-	3	-	-	-
May	52	39	3	2	2	-	6	-	-	-	-	-	-	-	-	-
June	27	6	7	-	3	2	4	-	3	-	-	-	1	1	-	-

Source: Office Chief of Air Force Chaplains, Hq. USAF.

TABLE 247 -- USAF MILITARY DECORATIONS AND AWARDS -- FY 1951

(Includes a very few awards made to Army personnel)

Month	Total	Purple Heart			Distinguished Flying Cross			Soldiers Medal		
		Total	Basic	Oak Leaf Cluster	Total	Basic	Oak Leaf Cluster	Total	Basic	Oak Leaf Cluster
Total	898	86	85	1	47	41	6	28	28	-
July (1950)	165	13	13	-	6	6	-	-	-	-
August	36	2	2	-	1	1	-	-	-	-
September	180	11	11	-	14	14	-	8	8	-
October	68	11	11	-	7	4	3	-	-	-
November	31	9	9	-	3	3	-	1	1	-
December	53	12	11	1	4	4	-	3	3	-
January (1951)	35	2	2	-	1	1	-	3	3	-
February	58	4	4	-	-	-	-	-	-	-
March	71	5	5	-	3	3	-	4	4	-
April	68	5	5	-	4	2	2	3	3	-
May	74	6	6	-	2	2	-	3	3	-
June	59	6	6	-	2	1	1	3	3	-

Month	Bronze Star			Silver Star			Distinguished Service Medal			Legion of Merit		
	Total	Basic	Oak Leaf Cluster	Total	Basic	Oak Leaf Cluster	Total	Basic	Oak Leaf Cluster	Total	Basic	Oak Leaf Cluster
Total	23	22	1	2	2	-	2	6	2	59	55	4
July (1950)	-	-	-	-	-	-	-	-	-	13	13	-
August	-	-	-	-	-	-	-	-	-	-	-	-
September	2	2	-	1	1	-	3	3	-	15	14	1
October	1	1	-	-	-	-	-	-	-	3	3	-
November	1	1	-	-	-	-	-	-	-	5	3	2
December	1	1	-	1	1	-	1	1	-	4	4	-
January (1951)	1	1	-	-	-	-	-	-	-	3	3	-
February	2	2	-	-	-	-	-	-	-	4	4	-
March	11	10	1	-	-	-	1	1	-	4	3	1
April	-	-	-	-	-	-	-	-	-	-	-	-
May	1	1	-	-	-	-	1	1	-	5	5	-
June	3	3	-	-	-	-	3	-	3	3	3	-

Month	Air Medal			Commendation Ribbon			Medal of Freedom			Distinguished Service Cross		
	Total	Basic	Oak Leaf Cluster	Total	Basic	Oak Leaf Cluster	Total	Basic	Oak Leaf Cluster	Total	Basic	Oak Leaf Cluster
Total	447	395	52	192	167	25	2	2	-	3	3	-
July (1950)	121	117	4	12	10	2	-	-	-	-	-	-
August	24	22	2	9	9	-	-	-	-	-	-	-
September	101	87	14	23	19	4	-	-	-	2	2	-
October	29	27	2	17	15	2	-	-	-	-	-	-
November	6	6	-	6	6	-	-	-	-	-	-	-
December	11	9	2	14	13	1	2	2	-	-	-	-
January (1951)	12	10	2	13	12	1	-	-	-	-	-	-
February	36	26	10	12	8	4	-	-	-	-	-	-
March	14	12	2	28	22	6	-	-	-	1	1	-
April	39	29	10	17	15	2	-	-	-	-	-	-
May	40	38	2	16	15	1	-	-	-	-	-	-
June	14	12	2	25	23	2	-	-	-	-	-	-

KOREAN CONFLICT DECORATIONS AND AWARDS (25 Jun 1950 through 30 Jun 1951) g/

Total	25,562	Bronze Star Medal	1,346
Medal of Honor	1	Silver Star	66
Purple Heart	207	Legion of Merit	244
Distinguished Flying Cross	1,732	Air Medal	19,570
Soldiers Medal	62	Commendation Ribbon	2,327
		Distinguished Service Cross	7

g/ Air Force and Army to Air Force Personnel.

Source: Awards Branch, Personnel Services Division, Directorate of Military Personnel, DCS/P, Hq USAF.

PERSONNEL

CIVILIAN PERSONNEL

Authorized and employed Civilian Personnel (excluding MDAP) at the end of the Fiscal Year totaled the following by month beginning June 1950:

(In Thousands)

Strength	Jun (1950)	Jul	Aug	Sep	Oct	Nov	Dec	Jan (1951)	Feb	Mar	Apr	May	Jun
Authorized	160	168	178	183	194	196	198	218	230	247	256	265	274
Employed	153	155	167	172	178	179	185	196	216	228	238	248	259

DEFINITIONS:

APPOINTMENT AND REEMPLOYMENT

Refers to original appointment, other than original probational appointment, and reemployment of civilians with previous Federal Service, excluding transfer between Departments and Agencies.

COMMAND STRENGTH

Includes all civilian personnel paid from appropriated funds who are under the jurisdiction of the Department of the Air Force, and the United States Air Force, irrespective of the basic departmental status of the individual. Includes personnel herein identified as USAF Civilian.

1. Worldwide Command Strength - Describes the command strength of the entire Department of the Air Force.
2. Continental Command Strength - Describes the total strength of civilian personnel appointed to units of which the headquarters has permanent station location in the Continental US or is assigned to a Continental US Command. This includes personnel enroute overseas and personnel stationed overseas, but assigned to a Continental US Command.
3. Overseas Command Strength - Describes the total strength of civilian personnel appointed to units of which the headquarters has permanent station location outside the Continental US or is assigned to an overseas command.

CPC PERSONNEL

The Crafts, Protective, and Custodial Schedules under Classification Act 1949 (PL 429, 81st Congress).

DEPARTMENTAL STRENGTH

Employee designation indicating appointment to Headquarters, USAF.

FULL TIME EMPLOYEES

Full time employees are those who are regularly required to work, as a minimum, the number of hours and days required by the administrative work week for their employment group or class, regardless of the nature of employment.

GENERAL SCHEDULE (GS)

A new schedule of Civilian Personnel which includes former Professional and Scientific Service (P Service), Clerical, Administrative, and Fiscal Service (CAF), and the Sub-professional Service (SP Service) established by Classification Act 1949 (PL 429, 81st Congress) replacing Classification Act of 1923, as amended.

INDEFINITE APPOINTMENT EMPLOYEES

Indefinite Appointment Personnel are those employees who are affected by the following: On and after December 1, 1950, all new appointments shall be indefinite appointments, except those of postmasters in all classes of post offices, and, in unusual circumstances, appointments to positions for which the Civil Service Commission determines that probational appointments are in the interest of the service. The first year of service under an indefinite appointment shall be a trial period similar to the probational period. Persons given such appointments do not acquire a permanent Civil Service Status.

INTERMITTENT EMPLOYEES

Intermittent employees are those employed on an irregular or occasional basis whose hours or days of work are not based on a pre-arranged schedule and who are compensated only for the time when actually employed or for service actually rendered. (WAS-Special Consultants and Other than Special Consultants).

PERSONNEL

CIVILIAN PERSONNEL - CONTINUEDPART TIME EMPLOYEES

Part time employees are those regularly employed on a prearranged schedule whose working time is less than that prescribed for full time employees in the same group or class.

PRESIDENTIAL APPOINTEES

Employees whose compensation is fixed in accordance with Public Law 359, 81st Congress.

REDUCTION IN FORCE

Separation of civilians because of lack of work or funds, abolition of position or activity, or to keep within personnel authorizations. Employees are counted as separations the day following the last day of active duty.

REEMPLOYMENT AFTER MILITARY SERVICE

Civilians who had been separated from their position to enter US Military or Naval Service or Merchant Marine and former employees who were released to public or private enterprises under such conditions as to entitle them to reemployment benefits or who, while thus employed, entered US Military or Naval Service or Merchant Marine and who upon return, exercised Reemployment Rights.

REMOVAL AND SEPARATION FOR CAUSE (DURING) OR (OTHER THAN DURING) PROBATIONARY PERIODS

Separations because of disqualification, inefficiency, disability, and charges of misconduct, delinquency, or other serious cause which occurred during or after the employee's probationary period.

RESIGNATION

Separations at employee's request (exclusive of separations to enter military service).

RETIREMENT, DEATH, LEGAL INCOMPETENCE

Separations because of retirement, death, or legal incompetence. "Retirement" includes age, disability, or optional retirement at USAF request.

RETURN TO DUTY FROM EXTENDED LWOP

Civilians who returned to active duty and pay status from extended leave without pay, suspension, or furlough. Extended leave without pay and suspension refer to such status for a period of thirty days or longer.

SALARIED EMPLOYEES

Those personnel whose wage rates are established by law under the Classification Act of 1949, Public Law 429, 81st Congress, approved, October 28, 1949.

TEMPORARY APPOINTMENT EMPLOYEE

Those employees who are appointed for specific periods of time limited to one year or less.

TEMPORARY (ONE YEAR OR LESS) EMPLOYEES

Civilians serving under temporary appointments for definite limited periods (one year or less).

TERMINATION

Separations (other than resignations) from "excepted appointments" or separations during or upon completion of specified period of temporary appointments to positions excepted from competitive examinations under Part 6 of Civil Service Rules and Regulations, Schedule A, Schedule B, Act of Congress, or Executive Orders.

TERMINATION, DISPLACEMENT

Separations required by the Civil Service Commission under its program of displacement of Indefinite and Temporary appointees.

TERRITORIAL GROUP

Refers to the categorization of the Overseas areas in which Air Force Civilian Personnel may be employed according to governing country. It is comprised of: (a) US Territories and Possessions, and (b) Foreign countries and their Territories and Possessions.

TRANSFER FROM FEDERAL AGENCIES OTHER THAN USAF

Civilians transferred from Federal Agencies such as Department of the Navy, Agriculture, etc.

VETERAN PREFERENCE PERSONNEL

1. Veterans (Male and Female) - Civilians employed as of the end of the month who were "veterans" resulting from their own active military or naval service in or prior to World War I or World War II.
2. Wives - Civilians employed at the end of the month, who had established veterans preference as wives of disabled veterans.
3. Widows - Civilians employed at the end of the month who had established veterans preference as the unremarried widows of deceased veterans.
4. Mothers - Civilians employed at the end of the month who had established veterans preference as the mother of a deceased "veteran" son or daughter who served on honorable duty in the US Service or the mother of a permanently disabled "veteran" providing the mother is widowed, divorced, or the wife of a permanently disabled husband (living husband may be either or not the father of the "veteran").

WAGE BOARD EMPLOYEES

Wage Board Personnel are those whose basic rates of compensation are fixed and adjusted from time to time, in accordance with prevailing rates in the locality where the employee works, by wage board or similar administrative authority serving the same purpose.

"WHEN ACTUALLY EMPLOYED" (WAE) EMPLOYEES

See Intermittent Employees (Civilian Personnel).

WIVES, WIDOWS AND MOTHERS OF VETERANS

See Veteran Preference Personnel (Civilian Personnel).

PERSONNEL

CIVILIAN PERSONNEL - CONTINUED
CIVILIAN STRENGTH BY DUTY LOCATION

Civilian Strength by duty location within Continental US climbed from 131,675 to 232,388 between 30 June 1950 and 30 June 1951. This indicated a 76.49 per cent increase. The ten highest states as of 30 September 1950 are listed below in the order of the number of civilian personnel:

CIVILIAN STRENGTH BY DUTY LOCATION WITHIN CONTINENTAL US: FY 1951

Duty Location	June (1950)	September	December	March (1951)	June
Ohio	20,718	21,602	23,656	26,923	29,202
Texas	19,205	21,472	23,189	29,491	34,177
California	15,492	19,305	20,792	26,578	30,178
Oklahoma	13,677	16,984	17,376	21,042	22,550
Alabama	8,006	8,789	9,388	13,113	13,944
Georgia	7,068	8,127	8,361	11,860	12,477
Pennsylvania	5,909	6,088	6,422	8,554	10,025
Washington, D. C.	5,214	5,417	a/1,741	1,994	2,072
Utah	3,672	5,001	5,551	7,624	9,339
New York	3,884	4,696	4,907	6,940	8,472
Florida	3,322	3,589	4,188	5,221	6,357
Virginia	934	941	5,079	5,480	b/6,222

a/ DC lost and Virginia climbed to eighth place due to the transfer in reporting of Pentagon Civilian Strength (Hq. USAF Command) from DC total to Virginia total for the last three quarters (FY 1951).

b/ Virginia lost and Florida climbed to eighth place.

The order of state arrangement for FY 1951 was made in relation to the September 1950 column. June (1951) column was added for comparative purposes.

A total of 22,778 Civilian Personnel by duty location outside Continental US was reported for 30 June 1950. This number was increased by 5,562 by the end of FY 1951. The greater part of the increase was concentrated in the following countries:

CIVILIAN STRENGTH BY DUTY LOCATION OUTSIDE CONTINENTAL US

Duty Location	June 1951	Increase or Decrease Over 30 June 1950
Philippine Islands	7,867	983
England	2,850	1,526
Alaska	2,663	- 258
Hawaii	2,490	1,276
Newfoundland	2,041	431
Japan	1,865	427
Azores	1,500	558
Germany	837	124
Okinawa	791	104
Libya	681	141
Labrador	639	163
Bermuda	524	54
Arabia	331	59

ACCESSIONS AND SEPARATIONS

(In Thousands)

Gain or Loss	Total	Jul (1950)	Aug	Sep	Oct	Nov	Dec	Jan (1951)	Feb	Mar	Apr	May	Jun
Continental US													
Accessions . .	160.7	6.0	15.2	9.7	9.5	7.6	5.8	17.1	21.3	18.3	15.8	16.6	17.8
Separations . .	60.4	4.1	4.6	4.9	4.5	3.8	3.1	4.1	4.4	6.2	7.0	6.6	7.1
Net Change a/	100.7	1.9	10.6	4.9	5.2	3.8	2.8	13.0	16.9	12.0	9.5	9.5	10.6
Overseas													
Accessions . .	17.5	2.1	1.6	1.4	1.4	1.4	.9	1.3	1.3	1.1	1.7	1.9	1.4
Separations . .	12.1	1.7	.9	1.0	.9	.8	.9	.8	.8	.7	1.0	1.3	1.3
Net Change a/	5.6	.4	.8	.4	.5	.6	.1	.5	.5	.4	.6	.7	.1

a/ Differences between Accessions and Separations do not agree with Net Changes due to unreconciled Inter-Command Transactions.

Source of Summaries above: AF - Q2 (Reports)

PERSONNEL

CIVILIAN PERSONNEL - CONTINUED
VETERAN PREFERENCE PERSONNEL

USAF VETERAN PREFERENCE CIVILIAN PERSONNEL STRENGTH, WORLDWIDE: FY 1950 VS FY 1951

Strength	30 June 1950	30 June 1951	Increase
<u>Civilian Personnel Strength - Total</u>	<u>154,453</u>	<u>260,728</u>	<u>106,275</u>
Veteran Preference - Total	71,048	109,307	38,259
Per Cent of Civilian Strength Total	46.0	41.9	
Male - Total	68,227	104,771	38,544
Per Cent of Veteran Preference Total	96.0	95.9	
Female (Own Service) - Total	1,513	2,732	1,219
Per Cent of Veteran Preference Total	2.1	2.5	
Mothers, Widows, and Wives - Total	1,308	1,804	496
Per Cent of Veteran Preference Total	1.9	1.6	
<u>10 Point Preference - Total</u>	<u>11,972</u>	<u>16,580</u>	<u>4,608</u>
Per Cent of Civilian Strength Total	7.7	6.4	
Per Cent of Veteran Preference - Total	16.8	15.2	
Male and Female (Own Service) - Total	10,664	14,776	4,112
Per Cent of 10 Point Preference Total	89.1	89.1	
Mothers, Widows, and Wives - Total	1,308	1,804	496
Per Cent of 10 Point Preference Total	10.9	10.9	

PHYSICALLY IMPAIRED PERSONNEL

Physically impaired appointments were reported for the first time in the 1949 - 1950 "USAF Statistical Digest". The table below indicates the comparison between the appointment of physically impaired for two years: 1950 and 1951:

Strength	Jul (1950)	Aug	Sep	Oct	Nov	Dec	Jan (1951)	Feb	Mar	Apr	May	Jun
FY 1950	90	113	61	63	78	75	68	81	57	55	198	96
FY 1951	169	606	493	188	161	146	423	663	503	388	402	461
Per Cent Veterans) Appointments FY 1951)	47.3	48.0	52.7	56.4	59.0	51.4	49.4	40.3	41.9	40.7	43.3	41.2

DEPARTMENT OF DEFENSE PERSONNEL

Additional statistics on Worldwide US Civilian Strength are summarized below by quarters indicating the percentage distribution for the USAF:

DISTRIBUTION OF US CIVILIAN STRENGTH WORLDWIDE: 30 JUNE 1950 THROUGH 30 JUNE 1951.

Strength By Area	30 Jun (1950)	30 Sep	31 Dec	31 Mar (1951)	30 Jun	Increase of 30 Jun 1951 over 30 Jun 1950
<u>Department of Defense</u>						
Worldwide - Total	751,399	902,139	986,447	1,147,904	a/1,233,332	481,933
Percentage Assigned to USAF	20.6	19.2	18.9	20.0	21.1	
Continental US - Total	664,113	812,355	888,160	1,041,719	1,122,843	458,730
Percentage Assigned to USAF	19.8	18.3	18.1	19.5	20.7	
Overseas - Total	87,286	89,784	98,287	106,185	110,489	23,203
Percentage Assigned to USAF	25.1	27.2	26.0	25.3	25.6	
Wash DC Metropolitan Area - Total	65,695	71,025	75,618	83,490	89,659	23,964
Percentage Assigned to USAF	9.8	9.6	9.4	9.3	9.6	
Departmental Service - Total	28,869	31,715	34,074	37,446	40,763	11,894
Percentage Assigned to USAF	12.3	11.6	11.9	11.8	12.2	

a/ Shortage of 11,000 or 4 per cent over goal for FY 1951. This represented a 2 per cent less shortage than either Army or Navy

Source of Summaries above: AF - Q2 (Reports)

PERSONNEL

CIVILIAN PERSONNEL - CONTINUED

Total Accessions for Continental US during FY 1951 were 160,700 and total Separations, 60,383. Overseas Accessions were 17,491 and Separations, 12,091. No break was made on Overseas Accessions and Separations to show per cent of cause but the following table indicates Accessions and Separations by cause for Continental US.

Gain and Loss by Cause	Total	Per Cent of Total
<u>Accessions - Total</u>	<u>160,700</u>	<u>100.0</u>
Original Probational Appointment	5,405	3.3
Reemployment after Military Service	449	0.3
Appointment and Reemployment	151,347	94.2
Return to Duty from Extended LWOP	763	0.5
Transferring from Federal Agencies Other Than USAF	2,736	1.7
<u>Separations - Total</u>	<u>60,383</u>	<u>100.0</u>
Resignation	36,519	60.5
Separation for Military Service	7,728	12.8
Reduction in Force	791	1.3
Removal and Separation for Cause During Probation	709	1.2
Removal and Separation for Cause Other Than During Probation	991	1.6
Retirement, Death, Legal Incompetence	975	1.6
Termination	8,967	14.8
Extended LWOP, Purlough, Suspension	1,555	2.6
Transferring to Federal Agencies Other Than USAF	1,997	3.3
Termination, Displacement	191	0.3

As stated elsewhere in this introduction, the significant increase in Civilian Personnel was reflected in the Indefinite and Temporary Appointments with a total increase of 123,289 during FY 1951 (30 June 1950 vs. 30 June 1951). See table below for other related types of appointments which indicate increase or decrease of 30 June 1951 over 30 June 1950.

CIVILIAN STRENGTH BY TYPE OF APPOINTMENT IN SALARIED AND WAGE BOARD GROUPS: WORLDWIDE

Type of Appointment	30 June (1950)	30 June (1951)	Increase or Decrease
<u>Total</u>	<u>154,453</u>	<u>260,728</u>	<u>106,275</u>
<u>Permanent and Probational - Total</u>	<u>138,068</u>	<u>132,353</u>	<u>- 5,715</u>
Per Cent of Worldwide Total	89.4	50.8	- 38.6
Salaried	57,803	57,067	- 736
Per Cent of Permanent and Probational	41.9	43.1	1.2
Wage Board	80,265	75,286	- 4,979
Per Cent of Permanent and Probational	58.1	56.9	- 1.2
<u>War Service Indefinite and Temporary Indefinite - Total</u>	<u>6,844</u>	<u>120,133</u>	<u>113,289</u>
Per Cent of Worldwide Total	4.4	46.1	41.6
Salaried	3,646	51,204	47,558
Per Cent of War Service Indefinite and Temporary Indefinite	53.3	42.6	- 10.7
Wage Board	3,198	68,929	65,731
Per Cent of War Service Indefinite and Temporary Indefinite	46.7	57.4	10.7
<u>Temporary (1 Year or Less) - Total</u>	<u>9,541</u>	<u>8,242</u>	<u>- 1,299</u>
Per Cent of Worldwide Total	6.2	3.2	- 3.0
Salaried	1,577	2,407	830
Per Cent of Temporary (1 Year or Less)	16.5	29.2	12.7
Wage Board	7,964	5,835	- 2,129
Per Cent of Temporary (1 Year or Less)	83.5	70.8	- 12.7

According to the table below the following "type of service" personnel showed increases as follows (30 June '51 vs. 30 June '50): General Schedule - 42,494; Crafts Protective Custodial - 3,393; P.L. 313 - 3; Wage Board - 54,606; Special Consultant - 217; and Presidential Appointee - No Change.

Type of Service	30 June 1950		30 June 1951	
	Number	Per Cent	Number	Per Cent
<u>Continental US - Total</u>	<u>131,675</u>	<u>100.000</u>	<u>232,388</u>	<u>100.000</u>
General Schedule	53,006	40.255	95,506	41.095
Crafts Protective Custodial	3,958	3.006	7,351	3.163
P.L. 313	9	0.007	12	.005
Wage Board	74,536	56.606	129,142	55.571
Special Consultant	162	0.123	379	0.163
Presidential Appointee	4	.003	4	.001

Source of Summaries above: AF - Q2 (Reports)

TABLE 248— CIVILIAN STRENGTH BY DUTY LOCATION WITHIN CONTINENTAL US — FY 1951

(The distribution of Command Strength is by permanent duty location, rather than the location of the unit of appointment. Personnel who are stationed outside the Continental US, but who are appointed to units within the Continental US are included; personnel who are stationed in the Continental US, but who are appointed to Units outside the Continental US are excluded.)

State	September (1950)	December	March (1951)	June
<u>Total</u>	<u>149,027</u>	<u>160,806</u>	<u>202,756</u>	<u>232,388</u>
Alabama	8,789	9,388	13,113	13,944
Arizona	1,336	1,432	2,048	2,320
Arkansas	-	1	1	1
California	19,305	20,792	26,578	30,178
Colorado	1,260	1,545	3,947	5,650
Connecticut	-	1	3	72
Delaware	230	230	259	321
District of Columbia	5,417	1,741	1,994	2,072
Florida	3,589	4,188	5,221	6,357
Georgia	8,127	8,361	11,860	12,477
Idaho	11	12	176	398
Illinois	3,662	4,064	5,030	5,939
Indiana	183	184	152	254
Iowa	-	2	2	2
Kansas	1,476	1,561	2,075	2,913
Kentucky	125	376	361	303
Louisiana	910	1,022	1,245	1,437
Maine	29	230	339	659
Maryland	1,213	1,240	1,301	1,596
Massachusetts	2,271	2,399	2,713	4,163
Michigan	941	1,126	1,743	2,495
Minnesota	128	132	144	251
Mississippi	1,613	1,712	2,135	2,243
Missouri	1,362	1,509	1,702	2,084
Montana	368	388	412	533
Nebraska	899	958	1,003	1,047
Nevada	445	513	584	661
New Hampshire	14	17	108	144
New Jersey	1,503	1,481	1,045	622
New Mexico	2,365	1,732	2,060	2,451
New York	4,696	4,907	6,940	8,472
North Carolina	76	92	180	268
North Dakota	1	1	1	1
Ohio	21,602	23,656	26,923	29,202
Oklahoma	16,984	17,376	21,042	22,550
Oregon	185	180	194	232
Pennsylvania	6,088	6,422	8,554	10,025
Rhode Island	1	1	1	1
South Carolina	312	605	674	798
South Dakota	356	397	443	485
Tennessee	1,417	1,485	1,981	2,730
Texas	21,472	23,189	29,491	34,177
Utah	5,001	5,551	7,624	9,339
Vermont	-	1	36	72
Virginia	941	5,079	5,480	6,222
Washington	2,346	2,311	2,303	2,517
West Virginia	-	1	1	1
Wisconsin	1	5	46	149
Wyoming	977	1,210	1,488	1,560

Source: AF - Q2 (Reports)

TABLE 249 - CIVILIAN STRENGTH BY DUTY LOCATION OUTSIDE CONTINENTAL US - FY 1951

(The distribution of Command Strength is by duty location rather than the location of the unit of assignment. Personnel who are stationed outside the Continental US but who are assigned to units within the Continental US are included; personnel who are stationed in the Continental US but who are assigned to units outside the Continental US are excluded.)

Country	September (1950)	December	March (1951)	June
<u>Total</u>	<u>24,392</u>	<u>25,551</u>	<u>26,910</u>	<u>28,340</u>
Afghanistan	2	-	-	-
Alaska	2,742	2,754	2,645	2,663
Arabia	278	317	314	331
Argentina	7	7	7	7
Australia	2	2	2	2
Austria	165	168	191	199
Azores	919	1,136	1,197	1,500
Belgium	4	-	-	-
Bermuda	471	477	479	524
Bolivia	2	2	4	4
Brazil	31	29	33	35
British West Indies	1	-	-	-
Burma	-	2	1	-
Canada	7	7	7	7
Canal Zone	534	566	603	618
Chile	5	5	5	5
China	2	1	3	3
Colombia	4	1	1	1
Cuba	2	2	2	3
Cyprus	-	-	-	-
Czechoslovakia	6	5	1	2
Denmark	2	-	-	-
Ecuador	5	1	1	1
Egypt	4	4	4	4
El Salvador	1	1	1	1
England	1,899	2,228	2,572	2,850
Finland	1	1	3	2
Formosa	-	2	2	2
France	73	75	78	79
French Morocco	-	-	-	70
Germany	721	758	780	837
Greece	17	18	18	18
Greenland	337	315	324	358
Guam	760	786	782	784
Guatemala	7	8	7	7
Haiti	2	2	2	2
Hawaii	2,155	2,303	2,411	2,490
Honduras	-	-	1	1
Hungary	3	4	3	3
Iceland	10	9	9	10
India	12	12	11	14
Indo China	1	2	2	4
Iran	3	4	5	5
Iraq	7	7	6	6
Ireland	2	2	2	2
Israel	1	1	2	4
Italy	9	9	11	11
Iwo Jima	-	-	-	-
Jamaica	-	-	-	-
Japan	1,726	1,513	1,723	1,865
Johnston Islands	22	30	32	26
Korea	1	137	4	56

Source: AF - Q2 (Reports)

TABLE 249 — CIVILIAN STRENGTH BY DUTY LOCATION OUTSIDE CONTINENTAL US — FY 1951 — CONTINUED

(The distribution of Command Strength is by duty location rather than the location of the unit of assignment. Personnel who are stationed outside the Continental US but who are assigned to units within the Continental US are included; personnel who are stationed in the Continental US but who are assigned to units outside the Continental US are excluded.)

Country	September (1950)	December	March (1951)	June
Labrador	523	460	468	639
Levant States	-	-	3	3
Liberia	-	-	-	-
Libya	567	568	611	681
Malay States	-	-	-	-
Marshall Islands	4	-	3	2
Mexico	4	3	5	5
Morocco	3	3	3	4
Netherlands	4	4	4	4
Newfoundland	1,556	1,585	1,872	2,041
New Zealand	2	-	-	-
Norway	4	2	2	2
Okinawa	498	741	746	791
Paraguay	3	1	1	1
Peru	6	6	6	6
Philippine Islands	7,414	7,593	8,012	7,867
Poland	5	5	4	4
Portugal	4	4	4	4
Puerto Rico	725	753	765	753
Rumania	5	-	-	-
Russia	5	10	3	3
Spain	6	6	6	6
Sweden	8	6	7	7
Switzerland	6	7	7	7
Thailand	4	5	6	6
Tinian	-	-	1	-
Transvaal	2	2	2	2
Trieste	-	-	-	-
Turkey	60	66	71	79
Uruguay	3	1	1	1
Venezuela	2	3	3	3
Yugoslavia	4	4	3	3

Source: AF - Q2 (Reports)

TABLE 250 - CIVILIAN STRENGTH BY SEX, BY COMMAND, CONTINENTAL US AND OVERSEAS - FY 1951

Command	July (1950)	August	September	October	November	December	January (1951)	February	March	April	May	June
<u>Worldwide - Total</u>	196,737	168,128	173,419	179,121	183,503	186,357	199,812	217,228	229,666	239,372	249,813	260,728
Male	119,420	128,040	131,485	135,198	137,986	139,957	148,960	159,727	166,669	172,022	178,058	184,953
Female	37,317	40,088	41,934	43,923	45,523	46,400	50,852	57,501	62,997	67,350	71,755	75,775
<u>Continental US - Total</u>	133,513	144,110	149,027	154,201	158,014	160,806	173,806	190,708	202,756	211,859	221,616	232,388
Male	100,886	108,903	112,063	115,403	117,760	119,824	128,492	138,785	145,557	150,679	155,862	162,731
Female	32,627	35,207	36,964	38,798	40,254	40,982	45,314	51,923	57,199	61,180	65,754	69,657
<u>Air Defense Command - Total</u>	-	-	-	-	-	-	a/ 4,863	5,256	5,819	6,149	6,782	7,477
Male	-	-	-	-	-	-	a/ 3,421	3,522	3,919	4,106	4,510	4,983
Female	-	-	-	-	-	-	a/ 1,442	1,634	1,900	2,043	2,272	2,494
<u>Air Engineering Development Division - Total</u>	62	80	86	96	106	119	131	145	155	155	b/	b/
Male	51	65	63	71	78	86	91	94	100	95	b/	b/
Female	11	15	23	25	28	33	40	51	55	60	5/	5/
<u>Air Force Finance Division - Total</u>	-	-	-	-	-	-	c/ 215	944	1,127	1,460	2,091	2,649
Male	-	-	-	-	-	-	c/ 91	417	504	639	735	842
Female	-	-	-	-	-	-	c/ 124	527	623	821	1,356	1,807
<u>Air Materiel Command - Total</u>	89,475	96,830	100,551	103,893	105,516	107,399	116,864	129,018	137,225	130,045	135,293	140,815
Male	71,751	77,762	80,297	82,556	83,496	84,968	91,399	99,264	103,680	96,417	99,439	103,254
Female	17,724	19,068	20,254	21,337	22,020	22,431	25,465	29,754	33,545	33,628	35,854	37,561
<u>Air Pictorial Service - Total</u>	-	-	-	-	-	-	-	-	-	d/ 5	11	15
Male	-	-	-	-	-	-	-	-	-	d/ 2	6	7
Female	-	-	-	-	-	-	-	-	-	d/ 3	5	8
<u>Air Proving Ground - Total</u>	1,565	1,581	1,632	1,804	2,019	2,099	2,270	2,330	2,381	2,447	2,541	2,648
Male	1,305	1,314	1,353	1,496	1,690	1,746	1,872	1,899	1,922	1,965	2,043	2,117
Female	260	267	279	308	329	353	398	431	459	482	498	531
<u>Air Research and Development Command - Total e/</u>	34	45	55	61	66	64	68	83	117	12,877	14,870	15,536
Male	13	15	18	22	25	25	26	36	48	10,319	11,696	12,154
Female	21	30	37	39	41	39	42	47	69	2,558	3,174	3,382
<u>Air Training Command - Total</u>	13,671	14,377	15,625	16,141	17,447	17,688	19,375	21,553	23,451	24,764	25,918	27,015
Male	9,637	9,998	10,862	11,214	12,152	12,276	13,466	14,842	16,115	17,009	17,580	18,412
Female	4,034	4,379	4,763	4,927	5,295	5,412	5,909	6,711	7,336	7,755	8,338	8,603
<u>Air University - Total</u>	2,232	2,234	1,404	1,444	1,444	1,451	1,516	1,661	1,745	1,803	1,869	1,887
Male	1,416	1,426	893	886	793	803	827	885	917	930	973	987
Female	816	808	511	558	651	648	689	776	828	873	896	900
<u>Continental Air Command - Total</u>	9,066	10,482	10,815	11,323	11,634	9,779	5,479	5,771	5,771	5,309	4,934	4,930
Male	6,121	7,020	7,108	7,377	7,564	6,251	3,221	3,221	2,925	2,925	2,612	2,582
Female	2,945	3,462	3,707	3,946	4,070	3,528	2,258	2,555	2,846	2,384	2,322	2,348

<u>Headquarters Command, USAF - Total</u>	3,072	3,105	3,154	3,277	3,305	3,367	3,534	3,770	3,921	4,059	4,164	4,710
Male	2,040	2,063	2,073	2,166	2,173	2,200	2,279	2,436	2,523	2,571	2,631	2,909
Female	1,032	1,042	1,081	1,111	1,132	1,167	1,255	1,334	1,398	1,488	1,533	1,801
<u>Headquarters, US Air Force - Total</u>	3,574	3,630	3,685	3,812	3,970	4,050	4,182	4,333	4,417	4,569	4,651	4,987
Male	1,719	1,733	1,759	1,789	1,843	1,888	1,923	1,942	1,961	1,958	1,988	1,797
Female	2,319	2,297	2,326	2,423	2,507	2,562	2,659	2,791	2,816	2,911	2,963	3,190
<u>Long Range Proving Ground Division - Total</u>	585	641	663	690	701	759	885	1,009	1,113	1,344	f/	f/
Male	459	498	504	528	536	582	647	739	814	1,021	f/	f/
Female	126	143	159	162	165	177	238	270	299	323	f/	f/
<u>Military Air Transport Service - Total</u>	2,422	3,143	3,333	3,442	3,493	3,502	3,543	3,549	3,738	3,939	4,074	4,241
Male	1,412	1,925	2,044	2,110	2,134	2,186	2,218	2,184	2,292	2,377	2,471	2,553
Female	1,010	1,218	1,289	1,332	1,339	1,316	1,325	1,365	1,446	1,562	1,603	1,688
<u>Special Weapons Command - Total</u>	392	392	409	459	498	512	565	584	597	610	732	855
Male	218	219	234	290	309	319	364	380	393	407	491	595
Female	174	173	175	169	189	193	201	204	203	203	241	260
<u>Strategic Air Command - Total</u>	6,985	7,181	7,205	7,349	7,394	7,520	7,669	7,939	8,243	8,766	9,482	10,074
Male	4,933	5,052	5,025	5,067	5,091	5,223	5,302	5,441	5,602	5,895	6,257	6,613
Female	2,052	2,129	2,180	2,282	2,303	2,297	2,367	2,498	2,641	2,871	3,225	3,461
<u>Tactical Air Command - Total</u>	-	-	-	-	-	2,090	2,212	2,298	2,448	3,045	3,675	3,984
Male	-	-	-	-	-	1,443	1,512	1,558	1,664	2,097	2,479	2,666
Female	-	-	-	-	-	647	700	740	784	948	1,196	1,318
<u>USAF Security Service - Total</u>	378	389	410	410	421	407	435	465	488	513	529	565
Male	211	213	230	231	236	228	233	230	238	246	251	260
Female	167	176	180	179	185	179	202	235	250	267	278	305
<u>Overseas - Total</u>	23,224	24,018	24,392	24,920	25,489	25,551	26,006	26,520	26,910	27,513	28,197	28,340
Male	18,534	19,137	19,422	19,795	20,220	20,133	20,468	20,942	21,112	21,343	22,196	22,222
Female	4,690	4,881	4,970	5,125	5,269	5,418	5,538	5,578	5,798	6,170	6,001	6,118
<u>Air Materiel Command - Total</u>	14	16	16	16	14	12	10	13	13	12	12	h/
Male	3	3	3	3	3	3	1	1	1	-	-	h/
Female	11	13	13	13	11	9	9	12	12	12	12	h/
<u>Air Research and Development - Total</u>	-	-	-	-	-	-	-	-	-	1/1	1	1
Male	-	-	-	-	-	-	-	-	-	1/1	1	1
Female	-	-	-	-	-	-	-	-	-	-	-	-
<u>Alaskan Air Command - Total</u>	2,830	2,781	2,715	2,729	2,718	2,725	2,697	2,640	2,621	2,616	2,594	2,637
Male	1,811	1,740	1,664	1,689	1,660	1,665	1,641	1,586	1,522	1,494	1,478	1,487
Female	1,019	1,041	1,051	1,040	1,058	1,060	1,056	1,054	1,099	1,122	1,116	1,150
<u>Caribbean Air Command - Total</u>	523	560	548	568	574	580	592	605	617	621	632	633
Male	417	449	452	467	476	486	494	507	517	523	530	530
Female	106	111	96	101	98	94	98	98	100	98	102	103
<u>Far East Air Forces - Total</u>	9,931	10,168	10,247	10,361	10,633	10,618	10,786	10,961	11,118	11,203	11,193	11,200
Male	8,417	8,622	8,616	8,684	8,871	8,751	8,898	9,060	9,171	9,206	9,159	9,171
Female	1,514	1,546	1,631	1,677	1,762	1,867	1,888	1,901	1,947	1,997	2,034	2,029

Source: AF - Q2 (Reports)

TABLE 250 - CIVILIAN STRENGTH BY SEX, BY COMMAND, CONTINENTAL US AND OVERSEAS - FY 1951 CONTINUED

Command	July (1950)	August	September	October	November	December	January (1951)	February	March	April	May	June
<u>Headquarters Command, USAF - Total</u>	300	305	302	307	287	299	287	303	304	305	317	341
Male	172	174	175	178	170	178	169	173	179	182	189	188
Female	128	131	127	129	117	121	118	130	125	123	128	153
<u>Military Air Transport Service - Total</u>	6,703	7,066	7,181	4,995	5,151	5,187	5,266	5,373	5,394	5,655	6,026	5,893
Male	5,607	5,877	5,978	4,109	4,274	4,284	4,346	4,438	4,469	4,418	5,087	4,933
Female	1,096	1,189	1,203	886	877	903	920	935	925	1,237	939	960
<u>Northeast Air Command - Total</u>	-	-	-	1/ 2,413	2,373	2,352	2,501	2,576	2,656	2,777	2,937	3,034
Male	-	-	-	3/ 2,045	1,990	1,963	2,076	2,161	2,205	2,318	2,471	2,551
Female	-	-	-	3/ 368	383	389	425	415	451	459	466	483
<u>Strategic Air Command - Total</u>	741	737	725	726	727	753	747	765	765	751	757	753
Male	651	642	633	636	634	650	633	636	631	622	625	618
Female	90	95	92	90	93	103	114	129	134	129	132	135
<u>Third Air Division - Total</u>	1,426	1,588	1,866	1,994	2,179	2,194	k/	k/	k/	k/	k/	k/
Male	1,097	1,246	1,505	1,586	1,746	1,751	k/	k/	k/	k/	k/	k/
Female	329	342	361	408	433	443	k/	k/	k/	k/	k/	k/
<u>US Air Forces, Europe - Total</u>	756	797	792	811	833	831	3,120	3,284	3,422	3,572	3,728	3,848
Male	359	384	396	398	396	402	2,210	2,380	2,417	2,579	2,656	2,743
Female	397	413	396	413	437	429	910	904	1,005	993	1,072	1,105

- a/ Air Defense Command reestablished a major air command, 1 January 1951.
- b/ Air Engineering Development Division assigned to Air Research and Development Command, 1 May 1951.
- c/ Air Force Finance Division was established, 1 January 1951; organized as a separate operating agency and given the responsibilities and procedural functions of a major command.
- d/ Air Pictorial Service was established, 1 April 1951, organized as a separate operating agency, and given the responsibilities and procedural functions of a major command.
- e/ Research and Development Command established effective, 23 January 1950, redesignated Air Research and Development Command, 16 September 1950.
- f/ Long Range Proving Ground was assigned to Air Research and Development Command, 14 May 1951.
- g/ Tactical Air Command was designated a major air command, 1 December 1950.
- h/ Civilian personnel assigned to Air Materiel Command were transferred to Headquarters Command, USAF in June 1951.
- i/ An Air Research and Development Command Unit was established Overseas, 1 April 1951.
- j/ Northeast Air Command was redesignated as such, 1 October 1950. It was formerly Newfoundland Base Command under Military Air Transport Service.
- k/ Third Air Division was terminated as a major air command and assigned to USAFE, 21 January 1951.

Source; AF - Q2 (Reports)

TABLE 251- CIVILIAN STRENGTH OVERSEAS, BY COMMAND, BY TERRITORIAL GROUP, BY CITIZENSHIP - FY 1951

Command	July (1950)	August	September	October	November	December	January (1951)	February	March	April	May	June
<u>Overseas - Total</u>	<u>23,224</u>	<u>24,018</u>	<u>24,392</u>	<u>24,920</u>	<u>25,489</u>	<u>25,551</u>	<u>26,006</u>	<u>26,520</u>	<u>26,910</u>	<u>27,513</u>	<u>28,197</u>	<u>28,340</u>
<u>US TERRITORIES AND POSSESSIONS - TOTAL</u>	<u>6,650</u>	<u>6,977</u>	<u>6,925</u>	<u>7,023</u>	<u>7,105</u>	<u>7,190</u>	<u>7,251</u>	<u>7,254</u>	<u>7,239</u>	<u>7,400</u>	<u>7,357</u>	<u>7,334</u>
<u>Citizens of Continental US - Total</u>	<u>3,455</u>	<u>3,436</u>	<u>3,387</u>	<u>3,384</u>	<u>3,416</u>	<u>3,428</u>	<u>3,445</u>	<u>3,404</u>	<u>3,381</u>	<u>3,388</u>	<u>3,367</u>	<u>3,424</u>
<u>Citizens of US Possessions - Total</u>	<u>2,340</u>	<u>2,658</u>	<u>2,690</u>	<u>2,793</u>	<u>2,815</u>	<u>2,856</u>	<u>2,879</u>	<u>2,913</u>	<u>2,904</u>	<u>2,969</u>	<u>2,957</u>	<u>2,919</u>
<u>Non-Citizens of US - Total</u>	<u>855</u>	<u>883</u>	<u>848</u>	<u>846</u>	<u>874</u>	<u>906</u>	<u>927</u>	<u>937</u>	<u>954</u>	<u>1,043</u>	<u>1,033</u>	<u>991</u>
<u>FOREIGN COUNTRIES - TOTAL</u>	<u>16,574</u>	<u>17,041</u>	<u>17,467</u>	<u>17,897</u>	<u>18,384</u>	<u>18,361</u>	<u>18,755</u>	<u>19,266</u>	<u>19,671</u>	<u>20,113</u>	<u>20,840</u>	<u>21,006</u>
<u>Citizens of Continental US - Total</u>	<u>3,299</u>	<u>3,331</u>	<u>3,369</u>	<u>3,462</u>	<u>3,531</u>	<u>3,637</u>	<u>3,654</u>	<u>3,688</u>	<u>3,757</u>	<u>3,909</u>	<u>3,968</u>	<u>4,051</u>
<u>Citizens of US Possessions - Total</u>	<u>96</u>	<u>149</u>	<u>158</u>	<u>148</u>	<u>157</u>	<u>142</u>	<u>140</u>	<u>141</u>	<u>134</u>	<u>444</u>	<u>158</u>	<u>149</u>
<u>Non-Citizens of US - Total</u>	<u>13,179</u>	<u>13,561</u>	<u>13,940</u>	<u>14,287</u>	<u>14,696</u>	<u>14,582</u>	<u>14,961</u>	<u>15,437</u>	<u>15,780</u>	<u>15,760</u>	<u>16,714</u>	<u>16,806</u>
<u>Air Materiel Command - Total</u>	<u>14</u>	<u>16</u>	<u>16</u>	<u>16</u>	<u>14</u>	<u>12</u>	<u>10</u>	<u>13</u>	<u>13</u>	<u>12</u>	<u>12</u>	<u>12</u>
<u>Foreign Countries - Total</u>	<u>14</u>	<u>16</u>	<u>16</u>	<u>16</u>	<u>14</u>	<u>12</u>	<u>10</u>	<u>13</u>	<u>13</u>	<u>12</u>	<u>12</u>	<u>12</u>
<u>Citizens of Continental US</u>	<u>14</u>	<u>16</u>	<u>16</u>	<u>16</u>	<u>14</u>	<u>12</u>	<u>10</u>	<u>13</u>	<u>13</u>	<u>12</u>	<u>12</u>	<u>12</u>
<u>Citizens of US Possessions</u>	-	-	-	-	-	-	-	-	-	-	-	-
<u>Non-Citizens of US</u>	-	-	-	-	-	-	-	-	-	-	-	-
<u>Air Research and Development Command - Total</u>	-	-	-	-	-	-	-	-	-	<u>5/1</u>	<u>1</u>	<u>1</u>
<u>Foreign Countries - Total</u>	-	-	-	-	-	-	-	-	-	<u>5/1</u>	<u>1</u>	<u>1</u>
<u>Citizens of Continental US</u>	-	-	-	-	-	-	-	-	-	<u>5/1</u>	<u>1</u>	<u>1</u>
<u>Citizens of US Possessions</u>	-	-	-	-	-	-	-	-	-	-	-	-
<u>Non-Citizens of US</u>	-	-	-	-	-	-	-	-	-	-	-	-
<u>Alaskan Air Command - Total</u>	<u>2,830</u>	<u>2,781</u>	<u>2,715</u>	<u>2,729</u>	<u>2,718</u>	<u>2,725</u>	<u>2,697</u>	<u>2,640</u>	<u>2,621</u>	<u>2,616</u>	<u>2,594</u>	<u>2,637</u>
<u>US Territories and Possessions - Total</u>	<u>2,830</u>	<u>2,781</u>	<u>2,715</u>	<u>2,729</u>	<u>2,718</u>	<u>2,725</u>	<u>2,697</u>	<u>2,640</u>	<u>2,621</u>	<u>2,616</u>	<u>2,594</u>	<u>2,637</u>
<u>Citizens of Continental US</u>	<u>2,454</u>	<u>2,401</u>	<u>2,343</u>	<u>2,328</u>	<u>2,332</u>	<u>2,327</u>	<u>2,315</u>	<u>2,275</u>	<u>2,246</u>	<u>2,260</u>	<u>2,234</u>	<u>2,288</u>
<u>Citizens of US Possessions</u>	<u>351</u>	<u>355</u>	<u>347</u>	<u>373</u>	<u>359</u>	<u>371</u>	<u>355</u>	<u>339</u>	<u>346</u>	<u>329</u>	<u>333</u>	<u>322</u>
<u>Non-Citizens of US</u>	<u>25</u>	<u>25</u>	<u>25</u>	<u>28</u>	<u>27</u>	<u>27</u>	<u>27</u>	<u>26</u>	<u>29</u>	<u>27</u>	<u>27</u>	<u>27</u>
<u>Caribbean Air Command - Total</u>	<u>523</u>	<u>560</u>	<u>548</u>	<u>568</u>	<u>574</u>	<u>580</u>	<u>592</u>	<u>605</u>	<u>617</u>	<u>621</u>	<u>632</u>	<u>633</u>
<u>US Territories and Possessions - Total</u>	<u>507</u>	<u>544</u>	<u>532</u>	<u>553</u>	<u>558</u>	<u>564</u>	<u>575</u>	<u>589</u>	<u>600</u>	<u>604</u>	<u>614</u>	<u>615</u>
<u>Citizens of Continental US</u>	<u>217</u>	<u>214</u>	<u>202</u>	<u>208</u>	<u>199</u>	<u>197</u>	<u>199</u>	<u>198</u>	<u>196</u>	<u>197</u>	<u>205</u>	<u>204</u>
<u>Citizens of US Possessions</u>	<u>4</u>	<u>5</u>	<u>5</u>	<u>4</u>	<u>3</u>	<u>3</u>	<u>3</u>	<u>2</u>	<u>4</u>	<u>4</u>	<u>4</u>	<u>4</u>
<u>Non-Citizens of US</u>	<u>286</u>	<u>325</u>	<u>325</u>	<u>341</u>	<u>356</u>	<u>364</u>	<u>373</u>	<u>389</u>	<u>400</u>	<u>403</u>	<u>405</u>	<u>407</u>
<u>Foreign Countries - Total</u>	<u>16</u>	<u>16</u>	<u>16</u>	<u>15</u>	<u>16</u>	<u>16</u>	<u>17</u>	<u>16</u>	<u>17</u>	<u>17</u>	<u>18</u>	<u>18</u>
<u>Citizens of Continental US</u>	-	-	-	-	-	-	-	-	-	-	-	-
<u>Citizens of US Possessions</u>	-	-	-	-	-	-	-	-	-	-	-	-
<u>Non-Citizens of US</u>	<u>16</u>	<u>16</u>	<u>16</u>	<u>15</u>	<u>16</u>	<u>16</u>	<u>17</u>	<u>16</u>	<u>17</u>	<u>17</u>	<u>18</u>	<u>18</u>
<u>Far East Air Forces - Total</u>	<u>9,931</u>	<u>10,168</u>	<u>10,247</u>	<u>10,361</u>	<u>10,633</u>	<u>10,618</u>	<u>10,786</u>	<u>10,961</u>	<u>11,118</u>	<u>11,203</u>	<u>11,193</u>	<u>11,200</u>
<u>US Territories and Possessions - Total</u>	<u>724</u>	<u>735</u>	<u>735</u>	<u>704</u>	<u>738</u>	<u>764</u>	<u>790</u>	<u>768</u>	<u>760</u>	<u>758</u>	<u>750</u>	<u>763</u>
<u>Citizens of Continental US</u>	<u>182</u>	<u>178</u>	<u>186</u>	<u>182</u>	<u>205</u>	<u>212</u>	<u>229</u>	<u>213</u>	<u>216</u>	<u>222</u>	<u>224</u>	<u>230</u>
<u>Citizens of US Possessions</u>	<u>14</u>	<u>39</u>	<u>68</u>	<u>61</u>	<u>58</u>	<u>53</u>	<u>52</u>	<u>52</u>	<u>50</u>	<u>51</u>	<u>50</u>	<u>49</u>
<u>Non-Citizens of US</u>	<u>528</u>	<u>518</u>	<u>482</u>	<u>461</u>	<u>475</u>	<u>499</u>	<u>509</u>	<u>503</u>	<u>494</u>	<u>485</u>	<u>466</u>	<u>484</u>

(Continued on next page)

TABLE 251 - CIVILIAN STRENGTH OVERSEAS, BY COMMAND, BY TERRITORIAL GROUP, BY CITIZENSHIP - FY 1951 CONTINUED

	July (1950)	August	September	October	November	December	January (1951)	February	March	April	May	June
Foreign Countries - Total	9,207	9,433	9,511	9,657	9,895	9,854	9,996	10,193	10,358	10,445	10,453	10,437
Citizens of Continental US	1,992	2,001	2,033	2,073	2,142	2,217	2,220	2,237	2,286	2,398	2,432	2,470
Citizens of US Possessions	77	130	126	128	124	129	127	128	124	133	140	130
Non-Citizens of US	7,138	7,302	7,352	7,456	7,629	7,508	7,649	7,828	7,948	7,914	7,881	7,837
Headquarters Command, USAF - Total	300	305	302	307	287	299	287	303	304	305	317	341
US Territories and Possessions - Total	-	-	-	-	-	9	9	9	9	9	9	9
Citizens of Continental US	-	-	-	-	-	5	5	5	5	5	5	5
Citizens of US Possessions	-	-	-	-	-	4	4	4	4	4	4	4
Non-Citizens of US	-	-	-	-	-	-	-	-	-	-	-	-
Foreign Countries - Total	300	305	302	307	287	290	278	294	295	296	308	332
Citizens of Continental US	108	109	107	108	95	97	93	98	94	91	94	114
Citizens of US Possessions	9	9	9	9	1	1	1	1	1	1	1	2
Non-Citizens of US	183	187	186	190	191	192	184	195	200	204	213	216
Military Air Transport Service - Total	6,703	7,066	7,181	4,995	5,151	5,187	5,266	5,373	5,394	5,655	6,026	5,893
US Territories and Possessions - Total	1,848	2,180	2,217	2,311	2,364	2,375	2,433	2,483	2,484	2,662	2,643	2,557
Citizens of Continental US	512	550	550	575	591	591	592	596	596	584	579	578
Citizens of US Possessions	1,320	1,615	1,641	1,720	1,757	1,768	1,823	1,868	1,857	1,950	1,929	1,906
Non-Citizens of US	16	15	16	16	16	16	18	19	31	128	135	73
Foreign Countries - Total	4,855	4,886	4,964	2,684	2,787	2,812	2,833	2,890	2,910	2,993	3,383	3,336
Citizens of Continental US	456	460	463	453	437	464	472	478	478	483	487	492
Citizens of US Possessions	10	10	23	11	32	12	12	12	9	310	17	17
Non-Citizens of US	4,389	4,416	4,478	2,220	2,318	2,336	2,349	2,406	2,423	2,200	2,879	2,827
Northeast Air Command - Total	-	-	-	c/ 2,413	2,373	2,352	2,501	2,576	2,656	2,777	2,937	3,034
Foreign Countries - Total	-	-	-	c/ 2,413	2,373	2,352	2,501	2,576	2,656	2,777	2,937	3,034
Citizens of Continental US	-	-	-	c/ 35	41	38	44	39	42	45	44	46
Citizens of US Possessions	-	-	-	-	-	-	-	-	-	-	-	-
Non-Citizens of US	-	-	-	c/ 2,378	2,332	2,314	2,457	2,537	2,614	2,732	2,893	2,988
Strategic Air Command - Total	741	737	725	726	727	753	747	765	765	751	757	753
US Territories and Possessions - Total	741	737	725	726	727	753	747	765	765	751	757	753
Citizens of Continental US	90	93	96	91	89	96	105	117	122	120	120	119
Citizens of US Possessions	651	644	629	635	638	657	642	648	643	631	637	634
Non-Citizens of US	-	-	-	-	-	-	-	-	-	-	-	-
Third Air Division - Total	1,426	1,588	1,866	1,994	2,179	2,194	d/	d/	d/	d/	d/	d/
Foreign Countries - Total	1,426	1,588	1,866	1,994	2,179	2,194	d/	d/	d/	d/	d/	d/
Citizens of Continental US	72	90	101	112	114	123	d/	d/	d/	d/	d/	d/
Citizens of US Possessions	-	-	-	-	-	-	-	-	-	-	-	-
Non-Citizens of US	1,354	1,498	1,765	1,882	2,065	2,071	d/	d/	d/	d/	d/	d/
US Air Forces, Europe - Total	756	797	792	811	833	831	3,120	3,284	3,422	3,572	3,728	3,848
Foreign Countries - Total	756	797	792	811	833	831	3,120	3,284	3,422	3,572	3,728	3,848
Citizens of Continental US	657	655	645	665	688	666	815	829	844	879	898	928
Citizens of US Possessions	-	-	-	-	-	-	-	-	-	-	-	-
Non-Citizens of US	99	142	143	146	145	145	2,305	2,455	2,578	2,693	2,830	2,920

a/ Civilian personnel assigned to Air Materiel Command were transferred to Headquarters Command, USAF in June 1951.

b/ An Air Research and Development Command Unit was established Overseas, 1 April 1951.

c/ Northeast Air Command was redesignated as such, 1 October 1950. It was formerly Newfoundland Base Command under Military Air Transport Service.

d/ Third Air Division was terminated as a major air command and assigned to USAFE, 21 January 1951.

Source: AF - Q2 (Reports)

TABLE 252— DEPARTMENTAL CIVILIAN STRENGTH BY TYPE OF APPOINTMENT,
BY EMPLOYEE GROUP — FY 1951

Type of Appointment	September (1950)		December		March (1951)		June	
	Salaried	Wage Board	Salaried	Wage Board	Salaried	Wage Board	Salaried	Wage Board
Total	3,685	-	4,050	-	4,417	-	4,987	-
Permanent and Probational a/	2,883	-	3,000	-	2,839	-	2,683	-
War Service Indefinite and Temporary Indefinite	752	-	984	-	1,484	-	2,120	-
Temporary (1 year or less) b/	50	-	66	-	94	-	184	-

a/ Includes Presidential Appointees.
b/ Includes Special Consultants.

Source: AF - Q2 (Reports)

TABLE 253— DEPARTMENTAL CIVILIAN STRENGTH BY TYPE OF SERVICE — FY 1951

(All comparable data on Overseas Personnel are not available.)

Type of Service	September (1950)	December	March (1951)	June
Total	3,685	4,050	4,417	4,987
General Schedule	3,577	3,915	4,259	4,828
Crafts, Protective, Custodial	66	77	92	102
Public Law 313	2	2	2	2
Wage Board	-	-	-	-
Special Consultants	36	52	60	51
Presidential Appointees	4	4	4	4

Source: AF - Q2 (Reports)

TABLE 254— DEPARTMENTAL CIVILIAN STRENGTH WITH VETERAN STATUS
(INCLUDING 10 POINT PREFERENCE) BY SEX — FY 1951

Personnel	September (1950)		December		March (1951)		June	
	Number	10 Point	Number	10 Point	Number	10 Point	Number	10 Point
Total	1,133	124	1,271	146	1,370	156	1,478	162
Male	981	69	1,106	91	1,215	108	1,317	112
Female	97		110		107		111	
Mothers, Widows, Wives	55	55	55	55	48	48	50	50

Source: AF - Q2 (Reports)

TABLE 255 - ACCESSIONS AND SEPARATIONS OF USAF CIVILIAN PERSONNEL BY TYPE - FY 1951

Accession or Separation By Type	Total	First Quarter	Second Quarter	Third Quarter	Fourth Quarter
CONTINENTAL US					
Command Strength at the Beginning of the Period . . .	131,675	131,675	149,027	160,806	202,756
<u>Accessions - Total</u>	<u>160,700</u>	<u>30,938</u>	<u>22,981</u>	<u>56,651</u>	<u>50,130</u>
Original Probational Appointment	5,405	2,838	1,092	1,222	253
Reemployment after Military Service	449	49	192	102	106
Appointment and Reemployment	151,347	26,931	21,263	54,122	49,031
Returned to Duty from Extended LWOP	763	198	172	208	185
Transferred from Federal Agencies Other Than USAF	2,736	922	262	997	555
<u>Separations - Total</u>	<u>60,383</u>	<u>13,610</u>	<u>11,361</u>	<u>14,689</u>	<u>20,723</u>
Resignation	36,519	6,282	6,697	9,427	14,113
Separation for Military Service	7,728	1,688	1,231	2,251	2,558
Reduction in Force	791	310	147	162	172
Removal and Separation for Cause During Probation	709	98	119	186	306
Removal and Separation for Cause Other Than During Probation	991	136	201	275	379
Retirement, Death, Legal Incompetence	975	205	235	232	303
Termination	8,967	3,703	1,983	1,382	1,899
Extended LWOP, Furlough, Suspension	1,555	362	361	373	459
Transferred to Federal Agencies Other Than USAF	1,957	673	373	386	525
Termination, Displacement	191	153	14	15	9
Net Unreconciled Inter-Command Transfer a/	+ 396	+ 24	+ 159	- 12	+ 225
Net Change b/	100,713	17,352	11,779	41,950	29,632
Command Strength at the End of the Period	232,388	149,027	160,806	202,756	232,388
OVERSEAS					
Command Strength at the Beginning of the Period	22,778	22,778	24,392	25,551	26,910
<u>Accessions - Total</u>	<u>17,491</u>	<u>5,082</u>	<u>3,749</u>	<u>3,655</u>	<u>5,005</u>
<u>Separations - Total</u>	<u>12,091</u>	<u>3,560</u>	<u>2,574</u>	<u>2,302</u>	<u>3,655</u>
Net Unreconciled Inter-Command Transfer a/	+ 162	+ 92	- 16	+ 6	+ 80
Net Change b/	5,562	1,614	1,159	1,359	1,430
Command Strength at the End of the Period	28,340	24,392	25,551	26,910	28,340

a/ +'s indicate accessions not accounted for and -'s indicate separations.

b/ Detailed Accession and Separation items do not balance with the net change due to unreconciled Inter-Command Transactions.

Source: AF - Q2 (Reports)

TABLE 256 - CIVILIAN STRENGTH BY TYPE OF APPOINTMENT IN SALARIED AND
WAGE BOARD GROUPS - FY 1951

Type of Appointment	30 September (1950)	31 December	31 March (1951)	30 June
	By Employee Group			
<u>WORLDWIDE - TOTAL</u>	<u>173,419</u>	<u>186,357</u>	<u>229,666</u>	<u>260,728</u>
<u>Permanent and Probational - Total</u>	<u>139,764</u>	<u>138,826</u>	<u>135,957</u>	<u>132,353</u>
Salaried	59,676	59,683	58,719	57,067
Wage Board	80,088	79,143	77,238	75,286
<u>Indefinite - Total</u>	<u>21,755</u>	<u>39,779</u>	<u>86,998</u>	<u>120,133</u>
Salaried	8,114	15,671	34,021	51,204
Wage Board	13,641	24,108	52,977	68,929
<u>Temporary (1 Year or Less) - Total</u>	<u>11,900</u>	<u>7,752</u>	<u>6,711</u>	<u>8,242</u>
Salaried a/	2,448	1,519	1,753	2,407
Wage Board	9,452	6,233	4,958	5,835
<u>CONTINENTAL US - TOTAL</u>	<u>149,027</u> ✓	<u>160,806</u>	<u>202,756</u>	<u>232,388</u>
<u>Permanent and Probational - Total b/</u>	<u>121,329</u>	<u>120,174</u>	<u>116,530</u>	<u>112,486</u>
Salaried	54,292	54,091	52,882	50,976
Wage Board	67,037	66,083	63,648	61,510
<u>Indefinite - Total</u>	<u>21,082</u>	<u>38,101</u>	<u>83,146</u>	<u>115,818</u>
Salaried	7,878	15,006	33,419	50,486
Wage Board	13,204	23,095	49,727	65,332
<u>Temporary (1 Year or Less) - Total</u>	<u>6,616</u>	<u>2,531</u>	<u>3,080</u>	<u>4,084</u>
Salaried a/	1,680	971	1,159	1,784
Wage Board	4,936	1,560	1,921	2,300
<u>OVERSEAS - TOTAL</u>	<u>24,392</u> ✓	<u>25,551</u>	<u>26,910</u>	<u>28,340</u>
<u>Permanent and Probational - Total</u>	<u>18,435</u>	<u>18,652</u>	<u>19,427</u>	<u>19,867</u>
Salaried	5,384	5,592	5,837	6,091
Wage Board	13,051	13,060	13,590	13,776
<u>Indefinite - Total</u>	<u>673</u>	<u>1,678</u>	<u>3,852</u>	<u>4,315</u>
Salaried	236	665	602	718
Wage Board	437	1,013	3,250	3,597
<u>Temporary (1 Year or Less) - Total</u>	<u>5,284</u>	<u>5,221</u>	<u>3,631</u>	<u>4,158</u>
Salaried a/	768	548	594	623
Wage Board	4,516	4,673	3,037	3,535
	By Type of Service c/			
<u>CONTINENTAL US - TOTAL</u>	<u>149,027</u>	<u>160,806</u>	<u>202,756</u>	<u>232,388</u>
General Schedule	59,123	64,756	80,957	95,500
Crafts, Custodial, Protective	4,525	5,016	6,147	7,351
Public Law 313	9	10	13	12
Wage Board	85,177	90,738	115,296	129,142
Special Consultants	189	282	339	379
Presidential Appointees	4	4	4	4

a/ Includes Special Consultants.

b/ Includes Presidential Appointees.

c/ All comparable data on Overseas Personnel are not available.

Source: AF - Q2 (Reports)

TABLE 257 - CIVILIAN STRENGTH - WAE (WHEN ACTUALLY EMPLOYED) AND PRESIDENTIAL APPOINTEES - FY 1951

Month	Presidential Appointees	WAE (Special Consultants) a/	WAE (Other Than Special Consultants) a/			Month	Presidential Appointees	WAE (Special Consultants) a/	WAE (Other Than Special Consultants) a/		
			Total	Sal- aried	Wage Board				Total	Sal- aried	Wage Board
Jul (1950) - Total	4	206	119	113	6	Jan (1951) - Total	4	306	111	99	12
Continental US.	4	205	116	113	3	Continental US.	4	305	105	97	8
Overseas	-	1	3	-	3	Overseas	-	1	6	2	4
Aug - Total . . .	4	191	126	121	5	Feb - Total . . .	4	327	106	88	18
Continental US.	4	190	123	121	2	Continental US.	4	326	96	81	13
Overseas	-	1	3	-	3	Overseas	-	1	10	7	3
Sep - Total . . .	4	190	126	121	5	Mar - Total . . .	4	340	198	142	56
Continental US.	4	189	123	121	2	Continental US.	4	339	188	135	53
Overseas	-	1	3	-	3	Overseas	-	1	10	7	3
Oct - Total . . .	4	241	126	121	5	Apr - Total . . .	4	365	239	162	77
Continental US.	4	240	123	121	2	Continental US.	4	364	230	155	75
Overseas	-	1	3	-	3	Overseas	-	1	9	7	2
Nov - Total . . .	4	266	124	115	5	May - Total . . .	4	341	215	165	50
Continental US.	4	265	119	114	9	Continental US.	4	340	209	161	48
Overseas	-	1	5	1	4	Overseas	-	1	6	4	2
Dec - Total . . .	4	283	112	102	10	Jun - Total . . .	4	380	171	137	34
Continental US.	4	282	107	101	6	Continental US.	4	379	169	135	34
Overseas	-	1	5	1	4	Overseas	-	1	2	2	-

a/ Figures represent personnel who worked for any length of time during the month.
Source: AF Q2 (Reports)

TABLE 258 - CIVILIAN EMPLOYEES WITH VETERANS PREFERENCE - FY 1951

Personnel By Sex	30 September (1950)	31 December	31 March (1951)	30 June
5 and 10 Point Preference Vets				
<u>WORLDWIDE - TOTAL</u>	79,561	85,119	100,883	109,307
Male	76,481	81,734	96,690	104,771
Female (Own Service)	1,743	1,957	2,542	2,732
Mothers, Widows, Wives	1,337	1,428	1,651	1,804
<u>CONTINENTAL US - TOTAL</u>	76,187	81,758	97,570	105,922
Male	73,362	78,650	93,669	101,747
Female (Own Service)	1,509	1,701	2,272	2,386
Mothers, Widows, Wives	1,316	1,407	1,629	1,789
<u>OVERSEAS - TOTAL</u>	3,374	3,361	3,313	3,385
Male	3,119	3,084	3,021	3,024
Female	234	256	270	346
Mothers, Widows, Wives	21	21	22	15
10 Point Preference Vets				
<u>WORLDWIDE - TOTAL</u>	12,818	13,539	15,326	16,580
Male and Female (Own Service)	11,481	12,111	13,675	14,776
Mothers, Widows, Wives	1,337	1,428	1,651	1,804
<u>CONTINENTAL US - TOTAL</u>	12,657	13,383	15,164	16,405
Male and Female (Own Service)	11,341	11,976	13,535	14,616
Mothers, Widows, Wives	1,316	1,407	1,629	1,789
<u>OVERSEAS - TOTAL</u>	161	156	162	175
Male and Female (Own Service)	140	135	140	160
Mothers, Widows, Wives	21	21	22	15

Source: AF - Q2 (Reports)

TABLE 259 - PHYSICALLY IMPAIRED CIVILIAN PERSONNEL APPOINTMENTS
MADE IN CONTINENTAL US BY COMMAND - FY 1951

Month	Total	Air Defense Command a/	Air Engineering Development Division b/	Air Force Finance Division c/	Air Materiel Command	Air Pictorial Service d/	Air Proving Ground	Air Training Command	Air University	Continental Air Command
All Appointments										
July (1950)	169	-	-	-	126	-	1	6	-	34
August	606	-	-	-	546	-	2	11	-	39
September	493	-	-	-	429	-	3	17	-	32
October	188	-	-	-	155	-	2	13	-	6
November	161	-	-	-	128	-	2	12	-	11
December	146	-	-	-	114	-	-	7	1	8
January (1951)	423	a/ 4	-	c/ 10	332	-	1	55	1	12
February	663	12	-	17	556	-	-	65	-	5
March	503	4	-	6	419	-	-	57	-	-
April	388	7	-	8	294	d/	2	37	-	2
May	402	11	b/	8	307	d/	-	42	1	2
June	461	6	b/	1	395	d/	-	23	-	1
Veteran Appointments h/										
July (1950)	80	-	-	-	48	-	-	5	-	25
August	291	-	-	-	241	-	-	5	-	37
September	260	-	-	-	212	-	2	17	-	20
October	106	-	-	-	83	-	-	10	-	6
November	95	-	-	-	77	-	-	5	-	5
December	75	-	-	-	50	-	-	4	1	6
January (1951)	209	a/ 3	-	c/	151	-	1	34	1	12
February	267	12	-	c/	185	-	-	59	-	4
March	211	4	-	c/	153	-	-	37	-	-
April	158	5	-	c/	114	d/	-	22	-	1
May	174	11	b/	c/	125	d/	-	13	1	-
June	190	6	b/	I	144	d/	-	13	-	-
Month	Head-quarters Command	Head-quarters USAF	Long Range Proving Ground e/	Military Air Transport Service	Research and Development f/	Special Weapons Command	Strategic Air Command	Tactical Air Command g/	USAF Security Service	
All Appointments										
July (1950)	-	1	-	-	-	-	1	-	-	
August	-	4	-	-	4	-	-	-	-	
September	1	8	-	-	1	-	2	-	-	
October	2	7	-	-	2	-	1	-	-	
November	-	8	-	-	-	-	-	-	-	
December	1	7	-	-	7	-	1	-	-	
January (1951)	1	5	-	-	2	-	-	-	-	
February	-	6	-	-	1	-	1	-	-	
March	-	12	1	-	2	-	-	-	1	
April	1	9	-	-	1	4	18	4	-	
May	4	6	e/	-	7	11	2	1	-	
June	1	8	e/	-	1	21	4	-	-	
Veteran Appointments h/										
July (1950)	-	1	-	-	-	-	1	-	-	
August	-	4	-	-	4	-	-	-	-	
September	-	8	-	-	1	-	-	-	-	
October	-	7	-	-	-	-	-	-	-	
November	-	8	-	-	-	-	-	-	-	
December	-	7	-	-	6	-	1	-	-	
January (1951)	-	5	-	-	2	-	-	-	-	
February	-	6	-	-	-	-	1	-	-	
March	-	12	1	-	2	-	1	-	1	
April	-	9	-	-	-	3	-	4	-	
May	-	6	e/	-	7	9	1	1	-	
June	-	8	e/	-	-	14	4	1	-	

a/ Air Defense Command reestablished a major air command, 1 January 1951.

b/ Air Engineering Development Division assigned to Air Research and Development Command, 1 May 1951.

c/ Air Force Finance Division was established, 1 January 1951; organized as a separate operating agency and given the responsibilities and procedural functions of a major command.

d/ Air Pictorial Service was established, 1 April 1951, organized as a separate operating agency, and given the responsibilities and procedural functions of a major command.

e/ Long Range Proving Ground Division assigned to Air Research and Development Command 14 May 1951.

f/ Research and Development Command established effective, 23 January 1950, redesignated Air Research and Development Command, 16 September 1950.

g/ Tactical Air Command was designated a major air command, 1 December 1950.

h/ "Veteran Appointments" data are included in "All Appointments".



PART XVI

TRAINING

1. MILITARY

2. CIVILIAN



TRAINING - MILITARY AND CIVILIAN

Training in this area of the "USAF Statistical Digest" is divided into two general classes - that offered to and completed by military personnel and that offered to and completed by civilians. Military training is further divided into four types:

1. Flying Training by USAF
2. Technical Training by USAF
3. Professional, Technological, and Collegiate Training by USAF
4. Training of USAF personnel by other than USAF organizations and institutions.

The latter type (4) includes training by other Military Schools such as Defense and Foreign Military Schools, by the US Army, by the US Navy, and at Civilian Schools and Hospitals. Through interservice training, Air Force personnel received technical and professional training at Army, Navy, and Department of Defense schools (National War College, Industrial College of the Armed Forces, and the Armed Forces Staff College), while officers and enlisted men of the other services received similar instruction at USAF schools. The USAF utilized its quotas for Department of Defense colleges and senior Army and Navy Service schools and in turn extended training spaces to the Army, Navy, Air Force Reserve, Coast Guard, State Department, and armed services of Allied Nations. Essential scientific and technical graduate courses were offered to USAF personnel at 50 or more civilian universities. However, very few courses in the civilian schools were tailored specifically for military training. Ordinarily, students took regular courses offered that met the requirements of their training.

At the end of the academic year 1950-51, 25 per cent of the graduating classes of West Point and Annapolis, or a total of 294 officers were received by the USAF, but this quota did not meet the need for academy trained regular officers. Plans were soon under way for the development of an Air Force Academy and a bill was introduced in Congress in June 1951 to provide for the establishment of the academy.

Definitions that may be of assistance in explaining the training tables are listed below:

ATTRITION

Attrition includes three groups of students:

1. Those who fail a course because of academic or flying deficiency.
2. Those who are withdrawn from a course because of illness or death and who will not continue at a course at a later date.
3. Those who are losses from service because of fatalities, etc., as a direct result of training.

FATALITY

This type of attrition is a student lost from a course by reason of accidental death occurring as a direct result of training while actually undergoing instruction in a course. (Students becoming fatalities by reason of death from other causes are reported as "Other".)

FOREIGN NATIONALS

These students are those who are detailed to the school in an attached status from any foreign country, territory, or possession, excluding those possessions and territories of the United States.

GRADUATES

Graduates are the students who have successfully completed a course in which they were enrolled.

HOLDOVERS

These are the students who do not graduate when normally scheduled but are still enrolled in the course. These students are reported as enrolled at the beginning of the ensuing period unless otherwise disposed of.

MDAP TRAINING

This type of training refers to the training of foreign nationals under the Mutual Defense Assistance Program. (They are included in the foreign training statistics of the tables but a training table on MDAP may be found under that area of the publication.)

NEGRO

This term includes American and Puerto Rican Negroes.

STUDENTS (TRAINING)

Training students are those personnel enrolled for the purpose of undergoing standardized courses of instruction at service schools conducted by the Air Force, Army, Navy, civilian Schools and Hospitals. (This group includes USAF students trained either in USAF, other defense, or civilian institutions and Army, Navy, Civilian personnel, or foreign nationals trained in USAF schools or organizations. In referring to USAF training, students fall under these categories:)

1. Assigned - Personnel assigned to the school unit and for whom the school unit is responsible for morning report strength accountability; and for whom strength accountability is not maintained by any other unit.
2. Attached - Personnel attached to the school unit from other units of the Air Force or other Federal agencies, who are scheduled to return to their respective units upon completion of the course, and for whom strength accountability is at all times maintained by such other unit.

TABLE STATISTICS

A table showing the approximate length of courses at the Air University, Air War College, Air Command and Staff School, and Joint Service School courses is entered below:

Air War College (Top Secret)	10 Months
Field Office Course (Secret)	3½ and 5½ Months
Squadron Officer Course (Restricted)	8 and 9 Weeks
Communications Electronics Staff Officer Course (Crypto)	3½ and 5½ Months
Logistic Staff Officer Course (Top Secret)	3½ and 5½ Months
Comptroller Staff Officer Course (Secret)	15 Weeks
Judge Advocate General Staff Officer Course (Restricted)	10 and 12 Weeks
Inspector Course (Restricted)	5, 6, and 9 Weeks
Associate Intelligence Course (Top Secret)	15 Weeks
Academic Instructor Course	4 and 6 Weeks
Air Weapon Course (Top Secret)	6 Weeks
Air Weapon Indoctrination Course (Top Secret)	1 Week

TRAINING - MILITARY AND CIVILIAN

MILITARY TRAINING

In compiling training reports from which the statistical tables in this publication were built, all Major commands were responsible for reporting - (1) All training conducted within Air Force schools under their jurisdiction; (2) Training of foreign nationals, including on-the-job-training.

Air Training Command was responsible for reporting special training as defined by AFR 50-9 (excluding Mobile Unit Training).

Air University was responsible for reporting:

1. Graduate and undergraduate training in civilian institutions.
2. Training conducted in Department of Defense (Joint) schools and foreign schools.
3. Training in industry.
4. Industrial Mobilization Training.

FLYING TRAINING

The outbreak of the Korean War and the 95-Wing program as a result of the world situation stepped up the training requirements of the United States Air Force during FY 1951. A goal of 7,200 pilots per year was to be attained by the second quarter of FY 1952. Contracts to civilian flying schools were granted by the USAF, as were granted during World War II for the training of basic flying students. Goodfellow Air Force Base, Texas, a basic flying school, was kept in operation to measure the comparative costs and effectiveness of military versus civilian flying training. Special emphasis was given to advanced jet and conventional aircraft training at seven USAF single-engine and two multi-engine schools for both American and foreign undergraduate students. More selective screening was made possible by the greater number of applicants. Navigation training was reopened, the first of this type of training since World War II, and 405 graduates during the fiscal year were from this course. There were 1,502 aviation cadets graduated in Pilot training during FY 1951. Basic training was also conducted at 4 civilian contract schools in addition to training at regular Air Force Bases.

Aircraft Observer Training graduations (4,133) were about 289 short of FY 1951 program goal (4,422) due to program increase late in the fiscal year. However, the graduations were 3,236 greater than the total of FY 1950 graduations. Air crew training schools which were expanded or newly established during the fiscal year provided pilots and observers for operational units and replacements for FEAF. In the last month of the fiscal year an additional jet-fighter interceptor school was authorized for activation soon after the close of the fiscal year. The Air Training Command trained crews to fly the new B-47's. The need for fighter gunnery instructor and medium bombardment crews as a result of FEAF operations and SAC expansion increased the training in this field.

The number of navigators, bombardiers, radar observers, and other rated, non-pilot personnel increased greatly because of the large number of reservists passing through refresher training on recall to active duty.

During FY 1951 the Flying Training graduation goal was missed by 128.

Additional facts on Flying Training as gained from research or analysis of the accompanying tables may be of interest to students of this publication:

FY 1951 statistics on Flying Training, as covered in the tables, do not include component data as was included in the Last Half of FY 1949 and FY 1950 tables of the "USAF Statistical Digest".

MDAP figures are included in statistics as reported by the commands in foreign training but foreign training statistics do not cover all MDAP trainees. Some information on MDAP training may be found in the area of this publication called "MDAP".

In a few cases the "Under Instruction" at the end of the quarter will not fully agree with the results obtained in deducting attrition and graduates from the enrollment of this period. This is due to the turnover and transfers of Air Reserves and Air National Guard.

During FY 1950 there was a total of 5,963 graduates from USAF schools, 5,745 or 96.34 per cent of these being USAF personnel. US Army graduates from USAF schools were 152 or 2.55 per cent; US Navy had 23 or .39 per cent of the graduates; Foreign had 43 or 0.72 per cent.

In contrast to FY 1950 the following facts were found for FY 1951:

Graduates from USAF schools totaled 12,758 - an increase of 6,795 graduates over FY 1950.

USAF graduates from USAF schools were 12,118 or 94.99 per cent of the total; of the 12,718, 85 were Negro; Army had 241 or 1.89 per cent graduate from the USAF schools; Navy graduates were 31 or 0.24 per cent and Foreign had 368 or 2.88 per cent.

During FY 1950 891 USAF students graduated from single engine course versus 794 graduating in FY 1951; 1,219 USAF students graduated from twin engine courses in FY 1950 versus 1,239 in FY 1951. (Comparisons on aviation cadet pilot training was made above in this discourse.)

According to the introductory and historical table on Flying Training, thirty-one courses were still being taught, the same courses continuing throughout the fiscal year with no deletions for the period. This table continues the historical status of courses as they have been published for some time in the "USAF Statistical Digest" showing the initial and final reporting dates of a course and also the number of graduates and attritions since that initial date.

TECHNICAL TRAINING

Technical training for the FY 1951 reports were set up in "family groups" and are not reported by course number as they were reported in the previous publication of the "USAF Statistical Digest". The changes involved in establishing the new AFSC over the old SSN designations were in progress during the fiscal year and were not completed to the extent that statistics could be reported for FY 1951.

At the time of the Korean incident, the Air Force was committed to a 48-Group Troop Program which meant an authorization for approximately 416,000 troops by the end of FY 1951. This number of troop would require a peak technical training load of 37,000, later reviewed and determined that it could be reduced to 31,000 but during the last half of the fiscal year, the Air Training Command began adjusting its technical training program to meet the requirements of a 95-Wing Air Force. The number of enlisted graduates increased from 45,800 for the first half of FY 1951 to 83,900 for the second half. Multiple shifts were instituted at the six USAF technical schools, and Amarillo Air Force Base, Texas was organized as a seventh school. Civilian contract schools trained basic enlisted in aircraft maintenance and related technical subjects, while factory schools instructed key personnel in new and complicated equipment.

Approximately 21 per cent of USAF students received technical training in civilian contract schools and the remainder attended Army, Navy and Air Force Technical Schools.

A great many more atomic energy indoctrination courses were offered than heretofore, new courses were established to train enlisted men in radiological defense and radiation-detection instrument maintenance; and briefings acquainted key personnel with the Air Force Guided Missile Program.

TRAINING - MILITARY AND CIVILIAN

As of 31 December 1950 there were 34,285 technical students in Air Training Command schools, 2,653 in Army and Navy Schools and 524 in civilian contract trade schools.

Enlisted graduates from Technical Training during FY 1951 totaled approximately 147,000, exceeding the objective by more than 10,000. Approximately 24,000 graduated from these courses during June 1951 alone. This output exceeded greatly any other month, almost doubling FY 1951 monthly average and quadrupling the output of July 1950. This student load may be compared with that of 30 June 1950 which totaled about 25,000 (Enlisted personnel). No contract school personnel were shown during FY 1950.

Technical Training courses were successfully completed by approximately 73.7 per cent of the enlisted men enrolled, (New Students) per quarter. (Average number of Graduates per quarter vs. average number of New Students per quarter.)

PROFESSIONAL TRAINING

At the outbreak of the Korean conflict, with its incident expansion of the US Air Force, it was found that the great demand for senior officers and young flying officers could not be met without condensing the extensive USAF service school program. From facts known and experience gained during World War II as to the deficiencies of officer corps it was concluded that service schools should be continued.

Air University training was consolidated at Maxwell and Gunter Air Force Bases, Alabama; courses were shortened and instruction was intensified. The two 5½ month courses per year at the Air Command and Staff School were converted into three 15-week courses. The Air War College which had been suspended 18 July 1950 was reopened 8 June 1951 with two 5½-month courses, the normal 10 month course to be resumed with the July 1951 class.

The schools and courses of Air University were reinstated as Mobilization type of training. The Air Tactical School was suspended and Tyndal AFB was transferred to the Air Training Command. USAF Special Staff School was transferred to Maxwell AFB and made a part of Air Command and Staff School during the fiscal year. Such changes have been annotated in the tables indicating that courses begun under one school were completed under the successor.

During FY 1951 Air Force students under instruction in professional, technological and collegiate training average about 2,200 per month, the heaviest enrollment (3,294) during May (1950) and the lowest (1,154) during December 1950. These points were planned to coincide with summer holidays and December graduation. Of the 2,300 under instruction at the end of the fiscal year, 44 per cent were in Air Force Schools, 50 per cent in civilian colleges and hospitals and 6 per cent in other military (Army and Navy Schools). The Air University had 87 per cent of those in Air Force Schools.

Air Command and Staff School opened 8 January 1951 with a student body of 185 officers. Other new courses of the Air Command and Staff School were:

Communications: Electronics Staff Officer Course - 2 classes of 3½ months each - 58 students - started 8 January 1951.

Logistics Staff Officer Course: 2 classes of 5½ months each - 70 students starting 8 January 1951.

Comptroller Staff Officer Course: 3 classes of 3½ months each - 76 students each.

Judge Advocate General Course: 3 classes of 3 months each, 55 students, starting 8 June 1951.

Inspection Course: 8 classes of 6 weeks each, 35 students starting 8 January 1951.

Academic Instructor Course: 7 classes of 6 weeks each, 84 students starting 2 October 1950.

TRAINING AT HOSPITALS AND CIVILIAN INSTITUTIONS

During FY 1951 USAF personnel under instruction in civilian schools and hospitals were reported for the first time. The civilian school training is under the jurisdiction of Air University Command. The AU Professional school system is not included in this type of training because the training offered under AU is of service type and not the type offered by US colleges, universities, etc.

Training in Civilian educational institutions was used for the purpose of training USAF officer personnel in technical, scientific, and professional subjects. Training was conducted only to the extent necessary to provide qualified regular officer personnel to fill specific Air Force positions. In 1948 the USAF Institute of Technology became monitory headquarters for the entire program and continued to monitor to the present time. The commandant, USAF Institute of Technology, is delegated authority by the Commanding General, AMC, to negotiate contracts with civilian institutions necessary for the implementation of the training. Approximately 1,200 officers are in full year course training at all time (courses varying in length from 9 months to 2½ years).

After the Air Force had stabilized its manpower requirements for Korea, the initial cutback on this program was restored. More advanced management courses were offered and more emphasis was given to language courses - a one year course in the Russian language was initiated for officers and enlisted personnel at Syracuse University, N. Y., in February 1951.

Training at Civilian Schools and Hospitals was reported for the first time during FY 1951. Colored were reported "Under Instruction" for the first time during the third quarter, consequently no graduates were listed for the fiscal year. During the fiscal year there was a total attrition of 459 personnel (no Negro), including 4 enlisted. The heaviest attrition was experienced during the first quarter of the fiscal year when 362 officers were lost to training. There were 663 graduates (all officers), the greatest number (407) graduating during the last quarter of the fiscal year. The quarterly average "Under Instruction" was over 909 officers with 2 Negro officers reported for the last quarter and an average of a little less than 230 enlisted for the two quarters with 1 Negro reported for the third quarter and 2 for the fourth.

TRAINING AT THE AIR UNIVERSITY (FY 1950 vs FY 1951)

USAF Personnel

Attrition Total - 115 Officers (including 2 Negroes and 11 WAF's) and 45 Enlisted (including 2 Negroes) in FY 1950 vs. 202 Officers (including 3 Negroes and 4 WAF's) and 33 Enlisted (including 4 Negroes) for FY 1951.

Graduates Total - 4,833 Officers (including 23 Negro and 61 WAF's, including 2 Negro WAF's) and 581 Enlisted (including 3 Negro) for FY 1950 vs. 4,202 Officers (including 25 Negroes and 349 WAF's, including 6 Negro WAF's) and 475 Enlisted (including 16 Negroes and 1 WAF) for FY 1951.

Under Instruction - Approximately 1,081 Officers (including 6 Negroes and approximately 13 WAF's - including an average of less than 1 Negro WAF) and 26 Enlisted for FY 1950 vs. more than 478 Officers (including 2 Negroes and 38 WAF Officers - including 1 Negro WAF Officer) and more than 129 Enlisted (including an approximate average of 1 Negro with only 1 Enlisted WAF during the four quarters) for FY 1951.

(Average per Quarter)

TRAINING - MILITARY AND CIVILIAN

Army Personnel

Attrition Total - 3 Officers (including 1 Negro) and 4 Enlisted (no Negro) for FY 1950 vs. no Officers and no Enlisted for FY 1951.

Graduates Total - 136 Officers (including 3 Negroes) and 4 Enlisted for FY 1950 vs. 62 Officers, no Enlisted for FY 1951.

Under Instruction - 32 Officers and over 7 Enlisted for FY 1950 vs. more than 18 Officers per quarter for FY 1951.
(Average per Quarter)

Navy Personnel (All personnel were Officers)

Attrition Total - 3 Officers (FY 1950) vs. no Officers (FY 1951)

Graduates Total - 113 Officers (FY 1950) vs. 130 Officers (FY 1951)

Under Instruction - Over 25 Officers (FY 1950) vs. 27 Officers (FY 1951)
(Average per Quarter)

Foreign Nationals

Attrition Total - None (FY 1950) vs. none (FY 1951)

Graduates Total - 63 Officers and 1 Enlisted (FY 1950) vs. 81 Officers, no Enlisted (FY 1951)

Under Instruction - Less than 13 Officers and no Enlisted (FY 1950) vs. Over 20 Officers, no Enlisted (FY 1951)
(Average per Quarter)

USAF TRAINING IN ARMY AND NAVY SCHOOLS

In addition to the training of USAF personnel in Air University, Tech schools and civilian schools and hospitals USAF students were being trained in Army and Navy Schools. During FY 1951 the USAF had a total of 1,870 (41 Officers and 1,829 Enlisted) attritions at US Army Schools, the greatest number (697) was during the first quarter; 17,693 (1,059 Officer and 16,634 enlisted) graduates with the greatest number (7,031) graduates during the last quarter; an average of over 3,428 (232 (approx) officer, 3,196 (approx) enlisted); Under Instruction per quarter (one month's figures were not available).

The attrition of USAF personnel in Navy schools was 43 for the fiscal year which included 1 officer and 42 enlisted. There were 364 officer and 534 enlisted graduates from the same schools with an average of 25 officers and approximately 188 enlisted men under instruction per quarter during FY 1951.

TRAINING IN OTHER MILITARY SCHOOLS

Training of USAF personnel in other military schools includes training at Department of Defense and Foreign Military Schools.

During FY 1951, 4 Officers were reported under "Attrition", 1 at a Department of Defense College and 3 in Foreign Military Schools. All Attrition occurred during the fourth quarter.

A total of 94 graduates, 78 from the Department of Defense Colleges and 16 from Foreign Military Schools, were also reported.

A total of 131 students for both Defense Colleges and Foreign Military Schools, Under Instruction were carried over to FY 1952.

CIVILIAN TRAINING

This program provides for the development and training of civilian personnel to perform present duties efficiently and to meet promptly the future requirements of the United States Air Force.

Table 280 is reported by training areas on a semi-annual basis and is further divided into "On-the-Job" and "Off-the-Job" Training. The training areas are later defined in this introduction. A resume of this training, since 1949, is reported below (the program is used in Continental US only):

Fiscal Year	Number of Course Completions	Total Trainee Hours	Hours per Course Completion
Last Half FY 1949 . . .	77,280	2,281,378	29.52
First Half FY 1950 . . .	56,535	1,909,693	33.78
Last Half FY 1950 . . .	64,050	1,484,454	23.18
First Half FY 1951 . . .	85,779	1,868,712	21.78
Last Half FY 1951 . . .	205,950	4,440,712	21.56

The trainee hours represent the actual number of hours the trainees spent in planned training in the classroom and/or on the job during the period reported; example: for a 10 hour course with 50 trainees attending during the period, 500 hours would be reported. The number of course completions indicated at no time the number of individuals, inasmuch as a number of individuals completed more than one course in a year.

The table indicates an improvement in training procedures due to concentrated effort to shorten courses for the greatest coverage as a reduction of 12.22 hours was made between first half of FY 1950 which required the greatest number of hours and the last half of FY 1951 which required the fewest number of hours. A definite increase in "Number of Course Completions" was noted in the "Last Half of FY 1951" with a reduction of .22 hours per course over the "First Half of FY 1951."

The per cent of total trainee hours spent in the areas in Off-the-Job training between Last Half of FY 1949 and end of FY 1951 were:

TRAINING — MILITARY AND CIVILIAN

Last Half FY 1949.	28.8 per cent
First Half FY 1950	38.1 per cent
Last Half FY 1950.	47.0 per cent
First Half FY 1951	45.6 per cent
Last Half FY 1951.	42.2 per cent

The only significant changes in areas during FY 1951 on per cent of course completions were in the "Protective and Personal Services" and "Semiskilled and Unskilled" areas.

The types and areas as used in Civilian Training are defined below:

ON-THE-JOB-TRAINING

On-the-Job Training is given the employee at his work station. This training is usually individual.

OFF-THE-JOB-TRAINING

Off-the-Job Training is given the employee away from his work station. This training is usually given in groups.

Additional definitions applicable to Civilian Training are as follows:

APPRENTICESHIP

Apprentice training in the skilled trades, crafts, and technical occupations including only persons who are indentured apprentices in accordance with Chap T-10 (19 June 1950), AF Civilian Personnel Manual 40-1.

CLERICAL

Training in office routine, processing of papers, sales work, and secretarial work such as filing, typing, and stenography.

INSPECTION AND TESTING

Training in the various methods of inspecting and testing of materials, processing, fabrication, assembly, and against standards of serviceability.

MANAGEMENT AND SUPERVISION

Training in managerial, administrative, and supervisory work. Training designed to equip a person to administer or supervise the work of others.

UNSKILLED OR SEMI-SKILLED

Training in all fields of work that are chiefly manual in nature and are not above a semi-skilled level, i.e., truck driver, fork life operator.

ORIENTATION

Training designed to assist workers to adjust themselves as quickly as possible to their job environment and to acquire satisfactory attitudes and habits of work.

PROTECTIVE AND PERSONAL SERVICES

Training for guarding and policing activities; for fire-fighting and fire protective work; and for personal services such as that provided by hospital attendants, cooks, custodians, charwomen, and janitors.

SAFETY

Training to develop skill and habits of performance for the protection of the trainee and his co-workers. This includes first aid instruction.

SKILLED TRADES AND CRAFTS

Training in crafts and mechanical work on a skilled level, such as machinist, plumber, carpenter, boilermaker, automotive mechanic, airplane mechanic, and shipfitter.

SUPPLY OPERATIONS AND PROCEDURES

Training in the operations and procedures necessary to the AF Procedures program of supply distribution involving the areas of receiving, storing, shipping, and stock control.

TECHNICAL, SCIENTIFIC, AND PROFESSIONAL

Training on a technical, scientific, or professional level in such fields as medical, engineering, accounting, statistics, and writing.



TABLE 260 - COSTS OF MILITARY TRAINING USAF STUDENTS BY COURSE - FY 1951

(Official costs of training USAF students were developed in accordance with uniform principles and set forth by course in the table below. The data used to develop the training factors were obtained primarily from Cost Control Reports, AF Forms 320 and 320A.

Table below is based on per student day basis for six-month period ending 29 December 1950 and reflects changes in course length, course content, a rising price level, longer work week, and an increased mobilization program brought on by the Korean War. Costs over which the individual base has no jurisdiction, such as AACs and Field Printing Units, are excluded. These factors were used in estimating costs throughout FY 1951. The data exclude foreign student costs as that cost is charged to reimbursable MDAP funds. The training costs of an occasional Army or Navy student's training may have been included. Pay of students is included as a part of the cost. Contract School Training costs are excluded in the table.)

Course Number	Title	Academic Days	Base	Course Cost
Officer Technical Training				
01106	Electronics Officer - Ground	200	Keesler	\$ 6,745
01410	Electronic Officer - Air	210	Keesler	3,135
02050	Communications Officer	225	Scott	7,490
05200	Radar Observer - Night Fighter (Ground Phase)	45	Keesler	1,295
05201	Radar Observer - All Weather Fighter	90	Keesler	2,980
05203	Refresher - All Weather Fighter	24	Keesler	1,150
09130	Transportation Officer	50	Lowry	1,900
22103	Classification and Assignment Officer	40	Lowry	2,055
22104	Classification and Assignment Retraining	15	Lowry	300
24010	Machine Records Officer	45	Lowry	2,150
40000	Supply Officer - General	50	Lowry	1,580
45141	Armament Officer	125	Lowry	5,735
45900	Special Armament Officer	80	Lowry	2,620
48050	Automotive Maintenance and Repair Officer	80	F. E. Warren	4,000
48230	Aircraft Maintenance Officer	200	Chanute	9,750
64020	Statistical Services Officer	60	Lowry	1,650
73145	Radiological Defense Officer	36	Keesler	3,840
78881	Electronics Counter Measures Officer	240	Keesler	5,690
82053	Weather Equipment Engineering Officer	130	Keesler	4,015
82197	High Altitude Forecaster	60	Chanute	2,630
85020	Aerial Photographic Officer	140	Lowry	7,355
85031	Photo-Radar Interpretation Officer	95	Lowry	5,910
86750	Electronics Fundamentals	110	Keesler	1,750
95000	Air Intelligence Officer	60	Lowry	3,000
-	Officer Fundamentals	110	Keesler	4,495
Enlisted Technical Training				
51-16	Flexible Gunnery (1415 A/C Gunnery (Group)	48	Lowry	\$ 13,155
68602	J1 and J2 Gyrosyn. Comp.	10	Chanute	1,190
747-C	Airplane and Engine Mechanic - F86	16	Chanute	1,040
747-C	Airplane and Engine Mechanic - F94A	19	Chanute	995
747-C	Airplane and Engine Mechanic - C119B	17	Chanute	610
782-C1	Special Training AN/GMC-1 Equipment	30	Chanute	1,735
969-C1	Instrument Flying and Landing Mechanic	30	Chanute	1,045
03901	Installer Cableman	110	F. E. Warren	3,005
7425-1	Airplane and Engine Mechanic - F84E	20	Sheppard	980
11400	Machinist	105	Chanute	5,500
13832	Fire and Crash Rescue Instructor	40	Lowry	1,645
15201	Photographer	140	Lowry	3,260
16600	Powerman	90	F. E. Warren	2,175
21210	Statistical Clerk	60	Lowry	1,790
21300	Stenographer	175	F. E. Warren	4,680
23250	Photo and Laboratory Technician	80	Lowry	1,980
23700	Teletype Operator	60	F. E. Warren	1,400
23900	Teletype Mechanic	90	F. E. Warren	2,200
25000-A	Basic Weather Services (Equipment Channel)	110	Chanute	3,845
25000-B	Basic Weather Services (Observer Channel)	80	Chanute	2,925
25270	Intermediate Meteorological	200	Chanute	7,485
26801	Budget, Fiscal and Cost Clerk	35	Lowry	610
27201	Key Punch Machine Operator	10	Lowry	235
32000	Armament Electronics Fundamentals	95	Lowry	2,105
32250-1	A-1 Series Gun, Bomb, Rocket Sight	30	Lowry	760
32250-2	A-Series Gun, Bomb, Rocket Sight and AN/APG-5C Radar	35	Lowry	745
32250-4	A-Series Gun, Bomb, Rocket Sight and AN/APG-33 Radar	45	Lowry	1,115
32350-1	Turret Systems Mechanic (B-29 and B-50)	90	Lowry	1,750
32350-6	Systems Checker - GunLaying B-36	60	Lowry	1,190
32350-11	Systems Checker - GunLaying B-45 and B-47	75	Lowry	3,525
32371-1	Turret System Technician B-29 and B-50	35	Lowry	725

TABLE 260 - COSTS OF MILITARY TRAINING USAF STUDENTS BY COURSE - FY 1951 - CONTINUED

Course Number	Title	Academic Days	Base	Course Cost
Enlisted Technical Training				
40001	Tabulating Machine Operator	60	Lowry	\$ 1,835
40350	Camera Repairman.	60	Lowry	1,015
40500	Clerk-Typist.	60	F. E. Warren	1,375
42450	Advanced Mechanical Accessories and Equip- ment Repairman.	50	Chanute	625
46150	Primary Munitions	45	Lowry	1,055
46250	Primary Munitions	60	Lowry	1,105
50200	Administrative Specialist.	42	F. E. Warren	1,860
50501	Primary Armament Technician	110	Lowry	2,760
51400	Radar Operator.	30	Keesler	640
52800	Airplane Hydraulic Mechanic.	45	Chanute	1,800
54800	Fabric and Dope Mechanic.	40	Chanute	1,485
55000	Airplane Woodworker.	90	Chanute	3,990
55200	Control Tower Operator.	70	Keesler	1,275
55500	Airplane Sheet Metal Worker	90	Chanute	4,365
56100	Aircraft Approach Controller GCA.	60	Keesler	2,540
57401	Bombsight and Gunsight Technician	95	Lowry	2,260
57501	Remote Control Turret Technician.	95	Lowry	2,325
59400	Personal Equipment Technician	50	Chanute	1,875
62200	Finance Technical Clerk	70	Lowry	1,855
63100	Intelligence Specialist	50	Lowry	1,160
64602	Wire Mechanic General	150	F. E. Warren	3,170
64701	Radio Repairman - A/C Equipment	135	Scott	2,900
64801	Radio Repairman - Ground Equipment.	160	Scott	3,385
68405	A/C Power Plant Mechanic (Spec.V-1650).	40	Chanute	1,440
68406	A/C Power Plant Mechanic (Spec.F-1710).	40	Chanute	2,240
68410	A/C Power Plant Mechanic (Spec.R-3350).	40	Chanute	1,655
68413	A/C Power Plant Mechanic (Spec.R-2000).	40	Chanute	2,275
68414	A/C Power Plant Mechanic (Spec.R-2800).	40	Chanute	1,860
68416	A/C Power Plant Mechanic (Spec.R-4360).	40	Chanute	1,690
68423	A/C Power Plant Mechanic (Jet Type J-33).	25	Chanute	1,155
68425	A/C Power Plant Mechanic (Jet Type J-35).	25	Chanute	1,170
68427	A/C Power Plant Mechanic (Jet Type J-47).	25	Chanute	1,080
68500	Airplane Electrical Mechanic.	60	Chanute	2,155
68512	Airplane Electrical Mechanic (A/C Systems).	50	Chanute	1,735
68600	Airplane Instrument Mechanic.	60	Chanute	2,470
68601	Airplane Instrument Mechanic (Spec. Type 15 C-1 Auto Pilot).	15	Chanute	755
68602	Airplane Instrument Mechanic (Spec. Type F1-2 Auto Pilot).	15	Chanute	710
68604	Airplane Instrument Mechanic (Spec. Type Auto Pilot) E-4	20	Chanute	2,210
68605	Airplane Instrument Mechanic E-6 (Spec. Type Auto Type).	20	Chanute	2,975
68700	Airplane Propeller Mechanic	60	Chanute	2,595
73100	Career Guidance	45	Lowry	1,110
73149	Radiological Defense Airmen	38	Keesler	725
73700	Flight Engineer (Ground Phase).	120	Chanute	5,165
73701	Flight Engineer (Cruise Control).	60	Chanute	2,200
74729	Airplane and Engine Mechanic - Spec. B-29	40	Sheppard	630
74730	Airplane and Engine Mechanic - (Liaison).	64	Sheppard	1,355
74736	Airplane and Engine Mechanic - Spec. B-36	35	Sheppard	625
74740	Airplane and Engine Mechanic - General.	130	Sheppard	2,140
75100	Technical Instructor.	40	Chanute, Kees- ler, Lowry, Scott, Sheppard & F. E. Warren	705
75401	Radio Mechanic - General.	180	Scott	3,520
76601	Radio Operator - General.	160	Keesler	3,850
77502	Radar Mechanic - Ground Equipment	70	Keesler	2,310
78001	Radiological Equipment Oper. Technician	20	Keesler	575
78202	Rawinsonde Technician	195	Keesler	2,375
78400	Weather Observer.	80	Chanute	3,855
78700	Weather Forecaster.	160	Chanute	7,580
79900	Intercept Operator.	20	Keesler	1,095
80500	Cryptographic Technician.	40	Scott	880
81300	Cost and Analysis Technician.	60	Lowry	1,665
82600	Supply Technician	50	Lowry	1,275
86724	Systems Check AN/APQ-24	70	Keesler	2,015
86750	Electronics Fundamentals.	110	Keesler	1,750
86755	Radar Mechanic - Airborne Equipment	70	Keesler	1,800
89420	Special Facsimile Transition.	20	Scott	245

TABLE 260 - COSTS OF MILITARY TRAINING USAF STUDENTS BY COURSE - FY 1951 - CONTINUED

Course Number	Title	Academic Days	Base	Course Cost
Enlisted Technical Training				
93201	Special Vehicle Operator	50	F. E. Warren	\$ 1,605
94000	Aerial Photographic.	60	Lowry	9,730
94200	Ravinsonde Operator.	70	Chanute	3,295
94600	Photo Interpretation Technician.	60	Lowry	1,260
95307	Radar Repairman - GCA.	100	Keesler	2,695
95309	Radar Repairman - Ground Equipment	140	Keesler	2,670
95507	Radar Repairman - Airborne Equipment	80	Keesler	2,050
95512	AN/APS - 23 (K-1 Pre-Entry).	25	Keesler	515
95524	Systems Analyst AN/APQ-24.	75	Keesler	2,090
96002	Remote Control Turret Technician (Primary)	120	Lowry	3,840
96401	Airplane Turbo-Supercharger Repairman.	40	Chanute	1,985
96503	Automotive Repairman	90	F. E. Warren	2,765
96906	Synthetic Trainer Mechanic - Flying and Landing.	80	Chanute	1,875
99500	Rotary Wing Mechanic (H-5) Helicopter.	40	Sheppard	1,385
99501	Rotary Wing Mechanic (H-13) Helicopter	40	Sheppard	820
99600	Air Traffic Control Technician	40	Keesler	1,170
AN/APX-6	Radar Transposition.	25	Keesler	120
-	Special ECM Maintenance.	55	Keesler	990
-	SCR-584.	50	Keesler	470
-	APG-28	36	Keesler	550
-	BH-R Turbo-Supercharger.	18	Chanute	330
-	Airplane and Engine Summer Courses	36	Chanute	1,245
-	Airplane and Engine Mechanic C-119	17	Chanute	1,035
Indoctrination Training				
21200	Officer Candidate Training	136	Lackland	\$ 4,250
52100	USAF Basic Military Training	30	Lackland	930
52100	WAF Basic Military Training.	40	Lackland	1,045
Officer Flying Training				
014200	A/C Observer Navigation - Radar Bombardment.	44	Ellington	\$ 3,440
014200	Navigation Refresher	24	Ellington	1,805
103400R	A/C Observer Navigation - Non-Rated Officer.	192	Ellington	16,585
103400R	A/C Observer Navigation - Pilots	198	Ellington	15,475
103400	A/C Observer Navigation - Non-Rated.	130	Ellington	9,510
103400	A/C Observer Navigation - Refresher.	36	Ellington	2,530
103400	Navigation	236	Ellington	19,630
103700	Aerial Observer Bombardment (Bombardier)	204	Mather	37,780
103700	Aerial Observer Bombardment (Navigation)	171	Mather	29,750
105101	Instrument Pilot School.	48	Tyndall	8,705
105400	Liaison Pilot Training	110	Connally	10,850
105900	Fighter Gunnery Instructor	60	Nellis	42,145
106601	Air Force Helicopter Pilot Training.	54	Connally	5,745
106602	Army Helicopter Pilot Training	27	Connally	3,865
-	Pilot Instructor School.	40	Craig and Randolph	6,195
-	Central Instructor School.	18	Ellington	1,340
-	Combat Crew.	36	Nellis	19,875
Cadet Flying Training				
1051	Pilot Training - Advanced Multi-Engine	110	Reese and Vance	\$ 16,500
1054	Pilot Training - Advanced Single Engine.	120	Craig and Williams	20,095
103400R	A/C Observer Navigation.	240	Ellington	16,355
103400	A/C Observer Navigation.	198	Ellington	13,240
105401	Pilot Training Basic	145	Connally, Goodfellow, Ferrin and Randolph	17,970

Source: Director of Program Standards and Cost Control, Comptroller, DCS, Hq., USAF.

TABLE 261 — STATUS OF FLYING TRAINING SHOWING INITIAL AND FINAL REPORTING DATE,
SHOWING ACCUMULATION OF GRADUATES AND ATTRITION — FY 1951

(The table includes AF, Army, and Navy and excludes Foreign. It indicates combat crew training by individuals. Accumulative figures are based on figures reported, 1 July 1939, initial reporting date.)

Course	Initial Reporting Date	Final Reporting Date A/	Accumulative Status as of 12-31-1950	Accumulative Status as of 6-30-1951
<u>Advanced SE Flying Training</u>				
Graduates to Date	12-31-39	-	58,063	58,367
Attrition to Date	12-31-39	-	3,802	3,883
<u>Advanced TE Flying Training</u>				
Graduates to Date	12-31-41	-	94,630	95,184
Attrition to Date	12-31-41	-	2,944	2,965
<u>Aircraft Controller</u>				
Graduates to Date	12-31-50	-	90	371
Attrition to Date	12-31-50	-	1	14
<u>Aircraft Observer - Radar</u>				
Graduates to Date	12-31-50	-	127	299
Attrition to Date	12-31-50	-	1	9
<u>Aircraft Observer, Radar (Refresher)</u>				
Graduates to Date	6-30-51	-	-	187
Attrition to Date	6-30-51	-	-	-
<u>All Weather Fighter</u>				
Graduates to Date	6-30-51	-	-	113
Attrition to Date	6-30-51	-	-	11
<u>Basic Flying School</u>				
Graduates to Date	12-31-39	-	209,422	210,604
Attrition to Date	12-31-39	-	33,627	34,295
<u>Bombardier Refresher b/</u>				
Graduates to Date	4-30-45	-	4,457	4,895
Attrition to Date	4-30-45	-	300	302
<u>Central Instructors School (Navigation)</u>				
Graduates to Date	12-31-50	-	39	39
Attrition to Date	12-31-50	-	1	1
<u>Combat Crew, B-29</u>				
Graduates to Date	12-31-50	-	109	1,571
Attrition to Date	12-31-50	-	68	214
<u>Combat Crew, B-47</u>				
Graduates to Date	6-30-51	-	-	-
Attrition to Date	6-30-51	-	-	-
<u>Combat Crew, F-51</u>				
Graduates to Date	12-31-50	-	91	212
Attrition to Date	12-31-50	-	15	40
<u>Combat Crew, F-80</u>				
Graduates to Date	12-31-50	-	75	225
Attrition to Date	12-31-50	-	4	18
<u>Combat Crew, F-84</u>				
Graduates to Date	6-30-51	-	-	11
Attrition to Date	6-30-51	-	-	-
<u>Combat Crew, F-86</u>				
Graduates to Date	6-30-51	-	-	2
Attrition to Date	6-30-51	-	-	-
<u>Gunner Flexible (Cadets and Enlisted Men)</u>				
Graduates to Date	6-30-42	-	290,751	291,098
Attrition to Date	6-30-42	-	24,165	24,171
<u>Instructor Fighter Gunner</u>				
Graduates to Date	4-30-45	-	555	586
Attrition to Date	4-30-45	-	20	23
<u>Instructor - Instrument Pilot</u>				
Graduates to Date	12-31-43	-	9,151	9,299
Attrition to Date	12-31-43	-	524	525

TABLE 261 - STATUS OF FLYING TRAINING SHOWING INITIAL AND FINAL REPORTING DATE,
SHOWING ACCUMULATION OF GRADUATES AND ATTRITION - FY 1951 - CONTINUED

(The table includes AF, Army, and Navy and excludes Foreign. It indicates combat crew training by individuals. Accumulative figures are based on figures reported, 1 July 1939, initial reporting date.)

Course	Initial Reporting Date	Final Reporting Date a/	Accumulative Status as of 12-31-1950	Accumulative Status as of 6-30-1951
<u>Instructor School, Central (AOB)</u>				
Graduates to Date	12-31-49	-	185	203
Attrition to Date	12-31-49	-	11	11
<u>Instructor School, Central (Pilot)</u>				
Graduates to Date	12-31-49	-	795	1,512
Attrition to Date	12-31-49	-	36	99
<u>Jet Instructor, Upgrading</u>				
Graduates to Date	6-30-51	-	-	72
Attrition to Date	6-30-51	-	-	7
<u>Jet Transition, All Weather</u>				
Graduates to Date	6-30-51	-	-	-
Attrition to Date	6-30-51	-	-	-
<u>Navigation Celestial (Aerial)</u>				
Graduates to Date	6-30-43	-	41,623	42,422
Attrition to Date	6-30-43	-	8,438	8,521
<u>Navigation Data, Collection and Computation</u>				
Graduates to Date	6-30-51	-	-	-
Attrition to Date	6-30-51	-	-	-
<u>Navigation Refresher b/</u>				
Graduates to Date	4-30-45	-	5,163	5,542
Attrition to Date	4-30-45	-	457	469
<u>Pilot Helicopter</u>				
Graduates to Date	12-31-44	-	685	809
Attrition to Date	12-31-44	-	43	48
<u>Pilot Liaison Field Artillery</u>				
Graduates to Date	6-30-43	-	3,528	3,592
Attrition to Date	6-30-43	-	1,024	1,068
<u>Radar Observer, All Weather Fighter</u>				
Graduates to Date	12-31-50	-	-	38
Attrition to Date	12-31-50	-	-	6
<u>Radar Observer, All Weather Fighter (Refresher)</u>				
Graduates to Date	6-30-51	-	-	63
Attrition to Date	6-30-51	-	-	1
<u>Aircraft Observer - Bombardment</u>				
Graduates to Date	6-30-46	-	1,637	2,011
Attrition to Date	6-30-46	-	138	148
<u>Radar Observer ECM (Flying Phase)</u>				
Graduates to Date	12-31-50	-	-	139
Attrition to Date	12-31-50	-	-	49

a/ Dashes in this column indicate that the course is still active.

b/ Reopened, FY 1950.

Source: CT-T5; AAFTC Summary Book; AAFTC Statistical Digest; SC-T-105; and SC-T-107.

TABLE 262 - USAF FLYING TRAINING OF USAF PERSONNEL - FY 1951

(Figures in parentheses indicate Negro personnel and are included in the totals.)

Type of Training	Total	First Quarter	Second Quarter	Third Quarter	Fourth Quarter
NEW STUDENTS					
<u>Total</u>	(144) 17,878	(20) 2,993	(35) 3,403	(47) 4,721	(42) 6,761
<u>Officer - Total</u>	(34) 10,412	(3) 1,714	(12) 1,835	(13) 2,956	(6) 3,907
<u>Pilot - Total</u>	(12) 2,357	(1) 631	(6) 373	(3) 539	(2) 814
<u>Basic</u>	(10) 1,437	(1) 480	(6) 267	(2) 237	(1) 453
<u>Advanced - Total</u>	(2) 853	138	93	(1) 291	(1) 331
Single Engine	345	42	32	159	113
Twin Engine	(2) 507	96	61	(1) 132	(1) 218
Helicopter	61	13	13	11	24
All Weather Jet Transition	6	-	-	-	6
<u>Combat Crew Individual Training - Total</u>	(5) 2,192	186	(3) 348	(1) 670	(1) 988
F-51	(2) 291	86	(2) 51	87	67
F-80	(1) 312	55	(1) 59	80	118
F-84	29	-	-	3	26
F-86	2	-	-	2	-
F-94/F-89 All Weather Fighter	(1) 180	-	-	(1) 73	107
B-29	(1) 1,368	45	238	425	(1) 660
B-47	6	-	-	-	6
Navigation Data Collection Computation	4	-	-	-	4
Aircraft Observer-Bombardment	857	269	140	187	261
Aircraft Bombardment-Refresher	576	-	109	209	258
Aircraft Observer-Radar	(2) 308	51	(1) 171	(1) 86	-
Aircraft Observer-Radar, Refresher	261	-	-	143	118
Radar Observer, ECM (Flying Phase)	(2) 212	-	40	(1) 79	(1) 93
Radar Observer, All Weather Fighter	108	-	12	37	59
Radar Observer, All Weather Fighter, Refresher	59	-	-	20	39
Navigation	(3) 1,195	267	109	(2) 360	(1) 459
Navigation, Refresher Course	(1) 574	-	94	(1) 217	263
Aircraft Controller Course	(2) 395	-	139	(2) 93	163
Instructor, Instrument Pilot	356	100	60	102	94
Instructor, Fighter Gunnery	51	8	9	21	13
Instructor, Jet Pilot	(1) 79	-	-	(1) 35	44
<u>Central Instructor School - Total</u>	(6) 832	(2) 202	(2) 231	(1) 158	(1) 241
Pilot	(6) 717	(2) 151	(2) 202	(1) 158	(1) 206
Aircraft Observer-Bombardment	75	24	16	-	35
Navigation	40	27	13	-	-
<u>Enlisted - Total</u>	(110) 7,466	(17) 1,279	(23) 1,568	(34) 1,765	(36) 2,854
<u>Pilot - Total</u>	(43) 4,695	(13) 1,113	(11) 1,074	(9) 994	(10) 1,514
<u>Basic</u>	(30) 2,921	(9) 430	(8) 748	(7) 821	(6) 922
<u>Advanced - Total</u>	(13) 1,774	(4) 683	(3) 326	(2) 173	(4) 592
Single Engine	(9) 726	(3) 241	(1) 123	(1) 97	(4) 265
Twin Engine	(4) 1,048	(1) 442	(2) 203	(1) 76	327
<u>Combat Crew Individual Training - Total</u>	(52) 1,708	(3) 93	(5) 343	(23) 521	(81) 751
F-51	-	-	-	-	-
F-84	-	-	-	-	-
B-29	(52) 1,708	(3) 93	(5) 343	(23) 521	(21) 751
Navigation	(11) 372	(1) 73	(7) 123	68	(3) 108
Flexible Gunnery	(4) 691	-	28	(2) 182	(2) 481

TABLE 262 - USAF FLYING TRAINING OF USAF PERSONNEL - FY 1951 - CONTINUED

(Figures in parentheses indicate Negro personnel and are included in the totals.)

Type of Training	Total	First Quarter	Second Quarter	Third Quarter	Fourth Quarter
	Attrition				
<u>Total</u>	(47) <u>2,173</u>	(10) <u>465</u>	(10) <u>540</u>	(13) <u>518</u>	(14) <u>650</u>
<u>Officer - Total</u>	(13) <u>759</u>	(2) <u>137</u>	(2) <u>197</u>	(3) <u>174</u>	(6) <u>251</u>
<u>Pilot - Total</u>	(7) <u>391</u>	(1) <u>90</u>	(2) <u>141</u>	(2) <u>68</u>	(2) <u>92</u>
<u>Basic</u>	(7) <u>334</u>	(1) <u>78</u>	(2) <u>139</u>	(2) <u>55</u>	(2) <u>62</u>
<u>Advanced - Total</u>	<u>52</u>	<u>11</u>	<u>1</u>	<u>13</u>	<u>27</u>
Single Engine	<u>46</u>	<u>9</u>	<u>-</u>	<u>13</u>	<u>24</u>
Twin Engine	<u>6</u>	<u>2</u>	<u>1</u>	<u>-</u>	<u>3</u>
Helicopter	<u>5</u>	<u>1</u>	<u>1</u>	<u>-</u>	<u>3</u>
All Weather Jet Transition	<u>-</u>	<u>-</u>	<u>-</u>	<u>-</u>	<u>-</u>
<u>Combat Crew Individual Training - Total</u>	<u>136</u>	<u>5</u>	<u>19</u>	<u>37</u>	<u>75</u>
F-51	<u>40</u>	<u>4</u>	<u>11</u>	<u>7</u>	<u>18</u>
F-80	<u>18</u>	<u>1</u>	<u>3</u>	<u>8</u>	<u>6</u>
F-84	<u>-</u>	<u>-</u>	<u>-</u>	<u>-</u>	<u>-</u>
F-86	<u>-</u>	<u>-</u>	<u>-</u>	<u>-</u>	<u>-</u>
F-94/F-89 All Weather Fighter	<u>11</u>	<u>-</u>	<u>-</u>	<u>4</u>	<u>7</u>
B-29	<u>67</u>	<u>-</u>	<u>5</u>	<u>18</u>	<u>44</u>
B-47	<u>-</u>	<u>-</u>	<u>-</u>	<u>-</u>	<u>-</u>
Navigation Data Collection Computation	<u>-</u>	<u>-</u>	<u>-</u>	<u>-</u>	<u>-</u>
Aircraft Observer-Bombardment	<u>42</u>	<u>19</u>	<u>13</u>	<u>6</u>	<u>4</u>
Aircraft Bombardment, Refresher	<u>3</u>	<u>-</u>	<u>1</u>	<u>-</u>	<u>2</u>
Aircraft Observer, Radar	<u>9</u>	<u>-</u>	<u>1</u>	<u>5</u>	<u>3</u>
Aircraft Observer-Radar, Refresher	<u>-</u>	<u>-</u>	<u>-</u>	<u>-</u>	<u>-</u>
Radar Observer, ECM (Flying Phase)	(3) <u>49</u>	<u>-</u>	<u>-</u>	<u>26</u>	(3) <u>23</u>
Radar Observer, All Weather Fighter	<u>6</u>	<u>-</u>	<u>-</u>	<u>1</u>	<u>5</u>
Radar Observer, All Weather Fighter, Refresher	<u>1</u>	<u>-</u>	<u>-</u>	<u>-</u>	<u>1</u>
Navigation	(2) <u>45</u>	(1) <u>4</u>	<u>8</u>	(1) <u>20</u>	<u>13</u>
Navigation, Refresher Course	<u>13</u>	<u>-</u>	<u>1</u>	<u>3</u>	<u>9</u>
Aircraft Controller Course	(1) <u>14</u>	<u>1</u>	<u>-</u>	<u>2</u>	(1) <u>11</u>
Instructor, Instrument Pilot	<u>16</u>	<u>6</u>	<u>9</u>	<u>-</u>	<u>1</u>
Instructor, Fighter Gunnery	<u>6</u>	<u>2</u>	<u>2</u>	<u>-</u>	<u>2</u>
Instructor, Jet Pilot	<u>7</u>	<u>-</u>	<u>-</u>	<u>1</u>	<u>6</u>
<u>Central Instructor School - Total</u>	<u>21</u>	<u>10</u>	<u>2</u>	<u>5</u>	<u>4</u>
Pilot	<u>13</u>	<u>4</u>	<u>-</u>	<u>5</u>	<u>4</u>
Aircraft Observer-Bombardment	<u>7</u>	<u>6</u>	<u>1</u>	<u>-</u>	<u>-</u>
Navigation	<u>1</u>	<u>-</u>	<u>1</u>	<u>-</u>	<u>-</u>
<u>Enlisted - Total</u>	(34) <u>1,414</u>	(8) <u>328</u>	(8) <u>343</u>	(10) <u>344</u>	(8) <u>399</u>
<u>Pilot - Total</u>	(31) <u>1,190</u>	(8) <u>315</u>	(7) <u>272</u>	(10) <u>273</u>	(6) <u>330</u>
<u>Basic</u>	(29) <u>1,063</u>	(8) <u>281</u>	(7) <u>241</u>	(8) <u>243</u>	(6) <u>298</u>
<u>Advanced - Total</u>	(2) <u>127</u>	<u>34</u>	<u>31</u>	(2) <u>30</u>	<u>32</u>
Single Engine	(2) <u>85</u>	<u>18</u>	<u>23</u>	(2) <u>24</u>	<u>20</u>
Twin Engine	<u>42</u>	<u>16</u>	<u>8</u>	<u>6</u>	<u>12</u>
<u>Combat Crew Individual Training - Total</u>	(2) <u>147</u>	<u>-</u>	(1) <u>63</u>	<u>42</u>	(1) <u>42</u>
F-51	<u>-</u>	<u>-</u>	<u>-</u>	<u>-</u>	<u>-</u>
F-84	<u>-</u>	<u>-</u>	<u>-</u>	<u>-</u>	<u>-</u>
B-29	(2) <u>147</u>	<u>-</u>	(1) <u>63</u>	<u>42</u>	(1) <u>42</u>
Navigation	(1) <u>71</u>	<u>13</u>	<u>8</u>	<u>27</u>	(1) <u>23</u>
Flexible Gunnery	<u>6</u>	<u>-</u>	<u>-</u>	<u>2</u>	<u>4</u>

TABLE 262 USAF FLYING TRAINING OF USAF PERSONNEL - FY1951 - CONTINUED

(Figures in parentheses indicate Negro personnel and are included in the totals.)

Type of Training	Total	First Quarter	Second Quarter	Third Quarter	Fourth Quarter	Graduates				
<u>Total</u>	(85) 12,118	(12) 1,953	(19) 2,402	(21) 3,548	(33) 4,215					
<u>Officer - Total</u>	(25) 7,498	(2) 1,036	(8) 1,326	(7) 2,371	(8) 2,765					
<u>Pilot - Total</u>	(4) 1,392	325	(1) 289	440	(3) 338					
Basic	(3) 807	90	(1) 201	323	(2) 193					
<u>Advanced - Total</u>	(1) 531	217	79	104	(1) 131					
Single Engine	206	104	21	29	52					
Twin Engine	(1) 325	113	58	75	(1) 79					
Helicopter	54	18	9	13	14					
All Weather Jet Transition	-	-	-	-	-					
<u>Combat Crew Individual Training - Total</u>	(4) 1,306	90	(2) 133	(1) 471	(1) 612					
F-51	(2) 212	59	(1) 32	(1) 64	57					
F-80	(1) 225	31	(1) 44	63	87					
F-84	11	-	-	3	8					
F-86	2	-	-	2	-					
F-94/F-99 All Weather Fighter	(1) 113	-	-	30	(1) 83					
B-29	743	-	57	309	377					
B-47	-	-	-	-	-					
Navigation Data Collection Computation	-	-	-	-	-					
Aircraft Observer-Bombardment	(2) 859	(2) 335	149	141	234					
Aircraft Bombardment, Refresher	512	-	75	215	222					
Aircraft Observer-Radar	(2) 299	-	127	(2) 171	1					
Aircraft Observer-Radar, Refresher	187	-	-	39	148					
Radar Observer, ECM (Flying Phase)	(1) 139	-	-	(1) 78	61					
Radar Observer, All Weather Fighter	38	-	-	6	32					
Radar Observer, All Weather Fighter, Refresher	63	-	-	24	39					
Navigation	(2) 724	87	(1) 69	(1) 270	298					
Navigation, Refresher Course	(2) 443	-	(1) 64	113	(1) 266					
Aircraft Controller Course	(1) 349	-	76	100	(1) 173					
Instructor, Instrument Pilot	290	49	99	55	87					
Instructor, Fighter Gunnery	40	7	14	10	9					
Instructor, Jet Pilot	(1) 72	-	-	16	(1) 56					
<u>Central Instructor School - Total</u>	(6) 785	143	(3) 231	(2) 222	(1) 189					
Pilot	(6) 688	100	(3) 195	(2) 222	(1) 171					
Aircraft Observer-Bombardment	58	16	24	-	18					
Navigation	39	27	12	-	-					
<u>Enlisted - Total</u>	(60) 4,620	(10) 917	(11) 1,076	(14) 1,177	(25) 1,450					
<u>Pilot - Total</u>	(24) 3,040	(10) 917	(7) 850	(4) 606	(3) 667					
Basic	(11) 1,538	(3) 450	(4) 433	(2) 211	(2) 444					
<u>Advanced - Total</u>	(13) 1,502	(7) 467	(3) 417	(2) 395	(1) 223					
Single Engine	(9) 588	(6) 223	(2) 143	(1) 121	101					
Twin Engine	(4) 914	(1) 244	(1) 274	(1) 274	(1) 122					
<u>Combat Crew Individual Training - Total</u>	(27) 828	-	(2) 52	(9) 321	(16) 455					
F-51	-	-	-	-	-					
F-84	-	-	-	-	-					
B-29	(27) 828	-	(2) 52	(9) 321	(16) 455					
Navigation	(6) 405	-	(2) 174	(1) 153	(3) 78					
Flexible Gunnery	(3) 347	-	-	97	(3) 250					

TABLE 262-- USAF FLYING TRAINING OF USAF PERSONNEL - FY 1951 -- CONTINUED

(Figures in parentheses indicate Negro personnel and are included in the totals.)

Type of Training	30 September (1950)	31 December	31 March (1951)	30 June
	Under Instruction			
<u>Total</u>	(31) 4,006	(40) 4,464	(57) 5,346	(55) 7,239
<u>Officer - Total</u>	(7) 1,979	(9) 2,287	(15) 2,927	(9) 3,823
<u>Pilot - Total</u>	(2) 820	(5) 755	(6) 788	(3) 1,171
<u>Basic</u>	(2) 878	(5) 597	(5) 458	(2) 655
<u>Advanced - Total</u>	133	146	(1) 320	(1) 493
Single Engine	37	48	165	202
Twin Engine	96	98	(1) 155	(1) 291
Helicopter	9	12	10	17
All Weather Jet Transition	-	-	-	6
<u>Combat Crew Individual Training - Total</u>	91	(1) 287	(1) 449	(1) 750
F-51	23	(1) 31	47	39
F-80	23	35	44	69
F-84	-	-	-	18
F-86	-	-	-	-
F-94/F-89 All Weather Fighter	-	-	(1) 39	56
B-29	45	221	319	(1) 558
B-47	-	-	-	6
Navigation Data Collection Computation	-	-	-	4
Aircraft Observer-Bombardment	379	309	350	373
Aircraft Bombardment, Refresher	-	81	74	108
Aircraft Observer, Radar	51	(1) 94	4	-
Aircraft Observer-Radar, Refresher	-	-	104	74
Radar Observer, ECM (Flying Phase)	-	40	g/(3) 2/ 228	3/(2) 239
Radar Observer, All Weather Fighter	-	12	42	64
Radar Observer, All Weather Fighter, Refresher	-	-	h/ 10	9
Navigation	(3) 441	(1) 435	(1) 543	4/(3) 693
Navigation, Refresher Course	-	67	(1) 130	116
Aircraft Controller Course	a/ 37	100	(2) 91	74
Instructor, Instrument Pilot	45	c/ 1	48	54
Instructor, Fighter Gunnery	7	-	11	13
Instructor, Jet Pilot	-	-	(1) 18	-
<u>Central Instructor School - Total</u>	(2) 108	(1) 106	37	85
Pilot	(2) 99	(1) 106	37	68
Aircraft Observer-Bombardment	9	-	-	17
Navigation	-	-	-	-
<u>Enlisted - Total</u>	(24) 2,027	(31) 2,177	(42) 2,419	(46) 3,416
<u>Pilot - Total</u>	(17) 1,534	(15) 1,487	(11) 1,600	(12) 2,109
<u>Basic</u>	b/(13) 865	d/(11) 940	(9) 1,305	(7) 1,477
<u>Advanced - Total</u>	(4) 669	(4) 547	(2) 295	(5) 632
Single Engine	(3) 231	(2) 188	140	(4) 284
Twin Engine	(1) 438	(2) 359	(2) 155	(1) 348
<u>Combat Crew Individual Training - Total</u>	(3) 93	(7) 321	(21) 479	(25) 733
F-51	-	-	-	-
F-84	-	-	-	-
B-29	(3) 93	e/(7) 321	(21) 479	(25) 733
Navigation	(4) 400	(9) 341	f/(8) 229	h/(8) 236
Flexible Gunnery	-	28	(2) 111	(1) 338

a/ 38 Officers (37 Under Instruction at end of quarter and 1 Attrition) transferred from Air University.

b/ 1 Negro (Enlisted) reported as White in June.

c/ 4 Air National Guard amended to be USAF.

d/ 1 Negro (Enlisted) omitted from previous report.

e/ 2 White (Enlisted) amended to be Negro.

f/ 213 (Officers) transferred from Technical Training.

g/ 2 Negro (Officers) transferred from Technical Training and 1 White (Officer) amended to be Negro.

h/ 14 Officers transferred from Technical Training (Radar Observer, All Weather Fighter, Refresher) Third Quarter.

i/ 1 White (Enlisted) amended to be Negro.

j/ 1 White (Officer) amended to be Negro.

k/ 1 White (Enlisted) amended to be Negro.

Source: AF-T1

TABLE 263-- USAF FLYING TRAINING FATALITIES OF USAF PERSONNEL -- FY 1951

(Other fatalities reported in Flying Training for FY 1951 (but not included in figures below) were: 1 French Cadet-Basic Pilot Training; 2 French Cadets-Single Engine; 1 French Enlisted - F-84; 1 ANG Officer-Instructor, Fighter Gunnery; and 1 USA Officer, Liaison Pilot.)

Type of Training	Total	First Quarter	Second Quarter	Third Quarter	Fourth Quarter
	Fatalities				
<u>Total</u>	<u>58</u>	<u>5</u>	<u>15</u>	<u>23</u>	<u>15</u>
<u>Officer - Total</u>	<u>34</u>	<u>5</u>	<u>8</u>	<u>10</u>	<u>11</u>
<u>Pilot - Total</u>	<u>8</u>	<u>3</u>	-	<u>2</u>	<u>3</u>
Basic	3	-	-	2	1
<u>Advanced - Total</u>	<u>5</u>	<u>3</u>	-	-	<u>2</u>
Single Engine	4	3	-	-	1
Twin Engine	1	-	-	-	1
<u>Combat Crew Individual Training - Total</u>	<u>21</u>	<u>2</u>	<u>7</u>	<u>7</u>	<u>5</u>
F-51	6	1	2	1	2
F-80	9	1	3	3	2
F-84	-	-	-	-	-
B-29	6	-	2	3	1
Navigation	1	-	1	-	-
Instructor, Fighter Gunnery	1	-	-	-	1
Instructor, Jet Pilot	3	-	-	1	2
<u>Enlisted - Total</u>	<u>24</u>	-	<u>7</u>	<u>13</u>	<u>4</u>
<u>Pilot - Total</u>	<u>16</u>	-	<u>4</u>	<u>10</u>	<u>2</u>
Basic	10	-	3	5	2
<u>Advanced - Total</u>	<u>6</u>	-	<u>1</u>	<u>5</u>	-
Single Engine	3	-	1	2	-
Twin Engine	3	-	-	3	-
<u>Combat Crew Individual Training - Total</u>	<u>8</u>	-	<u>3</u>	<u>3</u>	<u>2</u>
F-84	-	-	-	-	-
B-29	8	-	3	3	2

Source: AF-T1.

TABLE 264 - USAF FLYING TRAINING OF FOREIGN STUDENTS - FY 1951

(Includes those MDAP Students reported by commands furnishing these data.)

Type of Training	Total	First Quarter	Second Quarter	Third Quarter	Fourth Quarter
New Students					
<u>Total</u>	1,106	2	257	390	457
<u>Officer - Total</u>	140	2	15	34	89
<u>Pilot - Total</u>	58	2	8	9	39
<u>Basic</u>	23	-	-	7	16
<u>Advanced - Total</u>	19	-	8	-	11
Single Engine	19	-	8	-	11
Twin Engine	-	-	-	-	-
Liaison-Field Artillery	11	-	-	-	11
Helicopter	5	2	-	2	1
Aircraft Controller Course	43	-	5	8	30
Instructor, Instrument Pilot	14	-	-	6	8
Instructor, Fighter Gunnery	16	-	1	11	4
<u>Central Instructor School - Total</u>	9	-	1	-	8
Pilot	9	-	1	-	8
<u>Enlisted - Total</u>	966	-	242	356	368
<u>Pilot - Total</u>	866	-	232	315	319
<u>Basic</u>	677	-	175	278	224
<u>Advanced - Total</u>	189	-	57	37	95
Single Engine	189	-	57	37	95
Twin Engine	-	-	-	-	-
Helicopter	-	-	-	-	-
<u>Combat Crew Individual Training - Total</u>	29	-	-	-	29
F-51	10	-	-	-	10
F-84	19	-	-	-	19
B-29	-	-	-	-	-
Navigation	71	-	10	41	20
Type of Training	Total	First Quarter	Second Quarter	Third Quarter	Fourth Quarter
Attrition					
<u>Total</u>	173	18	28	44	83
<u>Officer - Total</u>	6	-	-	2	4
<u>Pilot - Total</u>	6	-	-	2	4
<u>Basic</u>	4	-	-	-	4
<u>Advanced - Total</u>	-	-	-	-	-
Single Engine	-	-	-	-	-
Twin Engine	-	-	-	-	-
Liaison-Field Artillery	-	-	-	-	-
Helicopter	2	-	-	2	-
Aircraft Controller Course	-	-	-	-	-
Instructor, Instrument Pilot	-	-	-	-	-
Instructor, Fighter Gunnery	-	-	-	-	-
<u>Central Instructor School - Total</u>	-	-	-	-	-
Pilot	-	-	-	-	-
<u>Enlisted - Total</u>	167	18	28	42	79
<u>Pilot - Total</u>	163	18	28	41	76
<u>Basic</u>	148	18	25	37	68
<u>Advanced - Total</u>	15	-	3	4	8
Single Engine	15	-	3	4	8
Twin Engine	-	-	-	-	-
Helicopter	-	-	-	-	-
<u>Combat Crew Individual Training - Total</u>	1	-	-	-	1
F-51	-	-	-	-	-
F-84	1	-	-	-	1
B-29	-	-	-	-	-
Navigation	3	-	-	1	2

TABLE 264 - USAF FLYING TRAINING OF FOREIGN STUDENTS - FY 1951 - CONTINUED

(Includes those MDAP Students reported by commands furnishing these data.)

Type of Training	Total	First Quarter	Second Quarter	Third Quarter	Fourth Quarter
Graduates					
<u>Total</u>	368	-	102	28	238
<u>Officer - Total</u>	66	-	8	19	39
<u>Pilot - Total</u>	10	-	2	8	-
Basic	-	-	-	-	-
Advanced - Total	8	-	-	8	-
Single Engine	8	-	-	8	-
Twin Engine	-	-	-	-	-
Liaison-Field Artillery	-	-	-	-	-
Helicopter	2	-	2	-	-
Aircraft Controller Course	35	-	5	2	28
Instructor, Instrument Pilot	8	-	-	4	4
Instructor, Fighter Gunnery	12	-	1	4	7
<u>Central Instructor School - Total</u>	1	-	-	1	-
Pilot	1	-	-	1	-
<u>Enlisted - Total</u>	302	-	94	9	199
<u>Pilot - Total</u>	263	-	94	-	169
Basic	263	-	94	-	169
Advanced - Total	80	-	-	-	80
Single Engine	80	-	-	-	80
Twin Engine	-	-	-	-	-
Helicopter	-	-	-	-	-
<u>Combat Crew Individual Training - Total</u>	-	-	-	-	-
F-51	-	-	-	-	-
F-84	-	-	-	-	-
B-29	-	-	-	-	-
Navigation	19	-	-	9	10
Type of Training	Total	30 Sep (1950)	31 Dec	31 Mar (1951)	30 Jun
Under Instruction					
<u>Total</u>		114	241	559	695
<u>Officer - Total</u>	E	4	11	24	82
<u>Pilot - Total</u>	L	2	8	7	54
Basic	L	-	-	7	b/ 31
Advanced - Total	B	-	8	-	11
Single Engine	A	-	8	-	11
Twin Engine	B	-	-	-	-
Liaison-Field Artillery	C	-	-	-	11
Helicopter	, H	2	-	-	1
Aircraft Controller Course	I	2	a/ 2	8	10
Instructor, Instrument Pilot	I	-	-	2	6
Instructor, Fighter Gunnery	L	-	-	7	4
<u>Central Instructor School - Total</u>	P	-	1	-	8
Pilot	P	-	1	-	8
<u>Enlisted - Total</u>	A	110	230	535	613
<u>Pilot - Total</u>	A	100	210	484	526
Basic	A	100	156	397	b/ 432
Advanced - Total	F	-	54	87	94
Single Engine	T	-	54	87	94
Twin Engine	T	-	-	-	-
Helicopter	H	-	-	-	-
<u>Combat Crew Individual Training - Total</u>	N	-	-	-	28
F-51	O	-	-	-	10
F-84	T	-	-	-	18
B-29	T	-	-	-	-
Navigation	N	10	20	51	59

a/ 2 Foreign Students transferred from Air University.

b/ 12 Enlisted amended to be Officers.

Source: AF-TL.

TABLE 265 - USAF FLYING TRAINING OF ARMY AND NAVY PERSONNEL - FY 1951

(Figures in parentheses indicate Negro personnel and are included in the totals.)

Type of Training	Total		First Quarter		Second Quarter		Third Quarter		Fourth Quarter	
	Army	Navy	Army	Navy	Army	Navy	Army	Navy	Army	Navy
New Students										
<u>Total</u>	(15) 399	30	(3) 105	6	10	8	(6) 91	7	(6) 193	9
Officer - Total	(15) 399	18	(3) 105	4	10	5	(6) 91	2	(6) 193	7
Pilot - Total	(15) 399	13	(3) 105	2	10	3	(6) 91	1	(6) 193	7
Liaison-Field Artillery	(10) 285	-	(3) 98	-	-	-	(3) 49	-	(4) 138	-
Helicopter	(5) 114	13	7	2	10	3	(3) 42	1	(2) 55	7
Instructor, Fighter Gunnery	-	4	-	2	-	1	-	1	-	-
Central Instructor School - Total	-	1	-	-	-	-	-	-	-	-
Pilot	-	1	-	-	-	1	-	-	-	-
Enlisted - Total	-	12	-	2	-	3	-	5	-	2
Pilot - Total	-	12	-	2	-	3	-	5	-	2
Helicopter	-	12	-	2	-	3	-	5	-	2
Attrition										
<u>Total</u>	(1) 70	-	10	-	14	-	12	-	(1) 34	-
Officer - Total	(1) 70	-	10	-	14	-	12	-	(1) 34	-
Pilot - Total	(1) 70	-	10	-	14	-	12	-	(1) 34	-
Liaison-Field Artillery	(1) 66	-	9	-	13	-	12	-	(1) 32	-
Helicopter	4	-	1	-	1	-	-	-	2	-
Instructor, Fighter Gunnery	-	-	-	-	-	-	-	-	-	-
Central Instructor School - Total	-	-	-	-	-	-	-	-	-	-
Pilot	-	-	-	-	-	-	-	-	-	-
Enlisted - Total	-	-	-	-	-	-	-	-	-	-
Pilot - Total	-	-	-	-	-	-	-	-	-	-
Helicopter	-	-	-	-	-	-	-	-	-	-
Graduates										
<u>Total</u>	(11) 241	31	39	7	(2) 56	8	(2) 55	6	(7) 91	10
Officer - Total	(11) 241	17	39	3	(2) 56	6	(2) 55	6	(7) 91	5
Pilot - Total	(11) 241	11	39	2	(2) 56	2	(2) 55	1	(7) 91	4
Liaison-Field Artillery	(6) 139	-	32	-	(2) 43	-	(1) 31	-	(3) 53	-
Helicopter	(5) 102	11	7	2	13	2	(1) 24	3	(4) 58	4
Instructor, Fighter Gunnery	-	5	-	1	-	3	-	-	-	1
Central Instructor School - Total	-	-	-	-	-	1	-	-	-	-
Pilot	-	1	-	-	-	1	-	-	-	-
Enlisted - Total	-	14	-	4	-	2	-	3	-	5
Pilot - Total	-	14	-	4	-	2	-	3	-	5
Helicopter	-	14	-	4	-	2	-	3	-	5
Under Instruction										
<u>Total</u>	NOT APPLICABLE		(3) 95	6	(1) 35	6	(5) 59	7	(3) 127	6
Officer - Total	NOT APPLICABLE		(3) 95	4	(1) 35	3	(5) 59	2	(3) 127	4
Pilot - Total	NOT APPLICABLE		(3) 95	2	(1) 35	3	(5) 59	1	(3) 127	4
Liaison-Field Artillery	NOT APPLICABLE		(3) 91	-	(1) 35	-	(3) 41	-	(3) 114	-
Helicopter	NOT APPLICABLE		4	2	-	3	(2) 18	1	13	4
Instructor, Fighter Gunnery	NOT APPLICABLE		-	2	-	-	-	1	-	-
Central Instructor School - Total	NOT APPLICABLE		-	-	-	-	-	-	-	-
Pilot	NOT APPLICABLE		-	-	-	-	-	-	-	-
Enlisted - Total	NOT APPLICABLE		-	2	-	3	-	1	-	2
Pilot - Total	NOT APPLICABLE		-	2	-	3	-	1	-	2
Helicopter	NOT APPLICABLE		-	2	-	3	-	1	-	2

Source: AF-TL.

TABLE 266 - TECHNICAL TRAINING OF USAF PERSONNEL BY AIR TRAINING COMMAND - FY 1951

(Figures in parentheses indicate SCARWAF personnel and are included in the totals.)

Type of Training	New Students					Under Instruction				
	Total	First Quarter	Second Quarter	Third Quarter	Fourth Quarter	Total	30 September (1950)	31 December	31 March (1951)	30 June
<u>Total</u>	(13) 180,297	24,788	(5) 35,982	(4) 52,378	(4) 67,149		(27) 30,286	(14) 35,832	(3) 53,666	(4) 64,526
<u>Officer - Total</u>	4,911	948	902	1,371	1,690	NOT APPLICABLE	1,759	1,547	1,697	1,930
Administrative	488	52	44	137	255		34	-	24	27
Aircraft Maintenance	484	22	60	144	258		54	81	152	253
Armament and Ordnance	221	33	28	84	76		216	39	89	107
Communications	538	146	127	158	107		354	378	413	369
Comptroller	345	27	16	130	172		27	12	91	90
Intelligence	155	19	16	24	96		18	6	17	77
Miscellaneous Technical	899	205	164	244	286		115	56	94	170
Photography	15	-	6	-	9		14	6	6	9
Radar	1,559	380	397	399	383		861	911	755	778
Weather	207	64	44	51	48		66	58	56	50
<u>Enlisted - Total</u>	(13) 175,386	23,840	(5) 35,080	(4) 51,007	(4) 65,459		(27) 28,527	(14) 34,285	(3) 51,969	(4) 62,596
Administrative	18,046	1,146	1,276	4,892	10,732		737	728	4,039	8,652
Aircraft Maintenance	(10) 47,997	6,554	(3) 8,980	(3) 14,202	(4) 18,261		(1) 8,382	(1) 10,870	(3) 16,986	(4) 21,076
Armament and Ordnance	12,398	1,143	2,200	4,039	5,016		1,471	2,340	3,447	4,141
Aviation Engineer	1,783	305	420	535	523		355	525	611	623
Communications	(1) 27,188	4,011	(1) 5,093	8,439	9,645		(26) 6,491	(13) 7,878	10,374	10,575
Comptroller	1,591	212	423	405	551	203	339	269	350	
Intelligence	625	46	157	156	266	36	67	105	186	
Miscellaneous Technical	27,163	4,634	7,314	6,032	9,183	3,875	2,145	3,865	5,327	
Photography	2,060	211	335	778	736	302	404	669	630	
Radar	34,649	5,100	8,401	11,045	10,103	6,115	8,453	11,077	10,512	
Weather	(2) 1,886	478	(1) 481	(1) 484	443	560	536	527	524	

Type of Training	Attrition					Graduates				
	Total	First Quarter	Second Quarter	Third Quarter	Fourth Quarter	Total	First Quarter	Second Quarter	Third Quarter	Fourth Quarter
<u>Total</u>	(7) 9,250	2,183	(6) 2,063	(1) 1,987	3,017	(39) 134,222	(7) 19,025	(15) 28,926	(14) 32,324	(3) 53,947
<u>Officer - Total</u>	243	55	56	66	66	(2) 4,424	(2) 1,017	1,072	944	1,391
Administrative	1	-	1	-	-	483	41	77	113	252
Aircraft Maintenance	4	1	-	2	1	284	24	33	71	156
Armament and Ordnance	3	1	-	-	2	387	92	205	34	56
Communications	28	8	5	6	9	466	109	98	117	142
Comptroller	2	-	-	-	2	286	34	31	50	171
Intelligence	2	1	1	-	-	128	52	27	13	36
Miscellaneous Technical	25	5	6	7	7	(2) 883	(2) 260	218	202	203
Photography	3	3	-	-	-	42	22	14	-	6
Radar	173	34	43	51	45	1,252	329	317	291	315
Weather	2	2	-	-	-	213	54	52	53	54
<u>Enlisted - Total</u>	(7) 9,007	2,128	(6) 2,007	(1) 1,921	2,951	(37) 129,798	(5) 18,008	(15) 27,854	(14) 31,380	(3) 52,556
Administrative	283	42	30	25	186	10,049	1,302	1,256	1,557	5,934
Aircraft Maintenance	2,009	486	869	315	339	(10) 34,031	(1) 6,128	(5) 6,162	(1) 7,668	(3) 14,073
Armament and Ordnance	161	35	29	39	58	8,956	489	1,302	2,896	4,269
Aviation Engineer	96	33	24	12	27	(1) 1,351	(1) 204	226	437	484
Communications	(7) 2,731	783	(6) 505	(1) 617	826	(20) 21,199	3,995	(8) 3,202	(12) 5,384	8,618
Comptroller	26	9	4	7	6	1,407	187	283	472	465
Intelligence	12	3	4	3	2	474	54	122	115	183
Miscellaneous Technical	424	118	99	61	146	(2) 23,494	(2) 2,234	8,945	4,307	8,008
Photography	42	3	10	11	18	1,577	95	223	502	757
Radar	3,041	543	383	797	1,318	25,425	2,820	5,677	7,583	9,345
Weather	182	73	50	34	25	(4) 1,835	(1) 500	(2) 456	(1) 459	420

Source: 1-AF-TI.

TABLE 267 - TECHNICAL TRAINING OF WAF PERSONNEL BY AIR TRAINING COMMAND - FY 1951

(Figures in parentheses indicate SCARWAF personnel and are included in totals.)

Type of Training	New Students					Under Instruction				
	Total	First Quarter	Second Quarter	Third Quarter	Fourth Quarter	Total	30 Sep (1950)	31 Dec	31 Mar (1951)	30 Jun
<u>Total</u>	(1) 2,545	552	653	(1) 547	793		521	573	456	576
<u>Officer - Total</u>	13	5	2	3	3		4	-	3	4
Administrative	4	1	1	-	2		1	-	-	-
Communications	-	-	-	-	-		-	-	-	-
Comptroller	1	-	-	-	1		-	-	-	1
Misc. Technical	5	4	1	-	-		3	-	-	-
Radar	3	-	-	3	-		-	-	3	3
<u>Enlisted - Total</u>	(1) 2,532	547	651	(1) 544	790		517	573	453	572
Administrative	714	101	149	205	259		47	38	138	134
Aircraft Maintenance	49	10	9	23	7		10	4	5	2
Communications	773	197	203	137	236		255	265	164	208
Comptroller	106	11	38	33	24		12	34	21	18
Intelligence	5	2	-	1	2		4	-	-	2
Misc. Technical	(1) 322	81	92	(1) 73	76		49	56	39	45
Photography	135	39	38	15	43		39	54	18	44
Radar	262	61	60	38	103		53	55	48	72
Weather	166	45	62	19	40		48	67	20	47
							NOT APPLICABLE			
Type of Training	Attrition					Graduates				
	Total	First Quarter	Second Quarter	Third Quarter	Fourth Quarter	Total	First Quarter	Second Quarter	Third Quarter	Fourth Quarter
<u>Total</u>	161	34	40	49	38	(2) 2,227	411	563	(2) 617	636
<u>Officer - Total</u>	-	-	-	-	-	13	5	6	-	2
Administrative	-	-	-	-	-	5	-	3	-	2
Communications	-	-	-	-	-	1	1	-	-	-
Comptroller	-	-	-	-	-	1	1	-	-	-
Misc. Technical	-	-	-	-	-	5	2	3	-	-
Radar	-	-	-	-	-	1	1	-	-	-
<u>Enlisted - Total</u>	161	34	40	49	38	(2) 2,214	406	557	(2) 617	634
Administrative	12	2	3	5	2	590	74	155	100	261
Aircraft Maintenance	1	-	1	-	-	47	19	14	4	10
Communications	91	22	25	24	20	731	156	170	233	172
Comptroller	3	-	-	2	1	121	35	16	44	26
Intelligence	1	-	1	-	-	5	1	3	1	-
Misc. Technical	10	5	2	1	2	(2) 311	70	83	(2) 89	69
Photography	9	-	3	6	-	85	3	20	45	17
Radar	15	-	-	6	9	177	9	58	40	70
Weather	19	5	5	5	4	147	39	38	61	9

Source: 1-AF-TI.

TABLE 268 - TECHNICAL TRAINING OF FOREIGN NATIONALS BY AIR TRAINING COMMAND - FY 1951

Type of Training	New Students					Under Instruction				
	Total	First Quarter	Second Quarter	Third Quarter	Fourth Quarter	Total	30 Sep (1950)	31 Dec	31 Mar (1951)	30 Jun
<u>Total</u>	<u>1,155</u>	<u>137</u>	<u>225</u>	<u>160</u>	<u>633</u>		<u>253</u>	<u>312</u>	<u>246</u>	<u>544</u>
Officer - Total	<u>356</u>	<u>16</u>	<u>64</u>	<u>64</u>	<u>182</u>		<u>58</u>	<u>102</u>	<u>102</u>	<u>192</u>
Administrative	3	-	-	1	2	A	-	-	-	-
Aircraft Maintenance	159	4	46	29	80	L	21	55	57	87
Armament and Ordnance	43	-	3	12	28	A	3	3	10	28
Communications	18	3	3	-	12	B	3	6	6	24
Comptroller	5	1	3	-	1	C	1	3	-	-
Intelligence	8	-	-	6	2	C	1	-	3	1
Miscellaneous Technical	77	5	21	12	39	I	4	17	5	23
Photography	4	-	1	-	3	L	4	1	1	3
Radar	26	3	10	4	9	L	3	11	15	18
Weather	13	-	7	-	6	P	18	6	5	8
Enlisted - Total	<u>799</u>	<u>121</u>	<u>131</u>	<u>96</u>	<u>451</u>		<u>195</u>	<u>210</u>	<u>144</u>	<u>352</u>
Aircraft Maintenance	419	68	75	46	230	A	95	130	98	175
Armament and Ordnance	35	-	9	5	21	A	9	5	3	14
Aviation Engineer	9	7	-	1	1		11	3	1	-
Communications	116	14	11	19	72		35	23	15	57
Comptroller	1	-	1	-	-	F	-	1	-	-
Intelligence	11	1	1	4	5		-	-	2	4
Miscellaneous Technical	43	8	2	-	33	W	8	2	-	22
Photography	2	-	2	-	-		-	2	-	-
Radar	156	22	26	20	88		36	40	20	79
Weather	7	1	4	1	1		1	4	5	1
Type of Training	Attrition					Graduates				
	Total	First Quarter	Second Quarter	Third Quarter	Fourth Quarter	Total	First Quarter	Second Quarter	Third Quarter	Fourth Quarter
<u>Total</u>	<u>10</u>	<u>6</u>	<u>-</u>	<u>2</u>	<u>2</u>	<u>822</u>	<u>97</u>	<u>166</u>	<u>226</u>	<u>333</u>
Officer - Total	<u>4</u>	<u>3</u>	<u>-</u>	<u>-</u>	<u>1</u>	<u>228</u>	<u>15</u>	<u>60</u>	<u>65</u>	<u>88</u>
Administrative	-	-	-	-	-	3	-	-	1	2
Aircraft Maintenance	2	2	-	-	-	74	2	22	26	24
Armament and Ordnance	-	-	-	-	-	20	2	3	5	10
Communications	-	-	-	-	-	6	-	-	1	5
Comptroller	-	-	-	-	-	5	-	1	3	1
Intelligence	-	-	-	-	-	6	-	1	3	2
Miscellaneous Technical	-	-	-	-	-	63	9	8	25	21
Photography	2	1	-	-	1	7	-	4	-	3
Radar	-	-	-	-	-	18	-	2	-	16
Weather	-	-	-	-	-	26	2	19	1	4
Enlisted - Total	<u>6</u>	<u>3</u>	<u>-</u>	<u>2</u>	<u>1</u>	<u>594</u>	<u>82</u>	<u>106</u>	<u>161</u>	<u>245</u>
Aircraft Maintenance	-	-	-	-	-	332	44	30	79	179
Armament and Ordnance	1	1	-	-	-	35	5	13	7	10
Aviation Engineer	-	-	-	-	-	15	2	8	3	2
Communications	4	1	-	2	1	75	9	23	25	18
Comptroller	-	-	-	-	-	1	-	-	1	-
Intelligence	-	-	-	-	-	7	1	1	2	3
Miscellaneous Technical	-	-	-	-	-	22	2	8	2	10
Photography	-	-	-	-	-	2	-	-	2	-
Radar	1	1	-	-	-	95	15	22	40	18
Weather	-	-	-	-	-	10	4	1	-	5

Source: 1-AF-TI.

TABLE 269 - TECHNICAL TRAINING OF US ARMY PERSONNEL BY AIR TRAINING COMMAND - FY 1951

Type of Training	New Students					Under Instruction				
	Total	First Quarter	Second Quarter	Third Quarter	Fourth Quarter	Total	30 Sep (1950)	31 Dec	31 Mar (1951)	30 Jun
Total	798	109	119	253	317	NOT APPLICABLE	49	87	244	210
Officer - Total	72	44	20	6	2		1	8	-	-
Misc. Technical	72	44	20	6	2		1	8	-	-
Enlisted - Total	726	65	99	247	315		48	79	244	210
Administrative	-	-	-	-	-	-	-	-	-	-
Aircraft Maintenance	726	65	99	247	315	48	79	244	210	
Comptroller	-	-	-	-	-	-	-	-	-	-

Type of Training	Attrition					Graduates				
	Total	First Quarter	Second Quarter	Third Quarter	First Quarter	Total	First Quarter	Second Quarter	Third Quarter	Fourth Quarter
Total	19	15	4	-	-	674	122	73	126	353
Officer - Total	-	-	-	-	-	76	50	12	12	2
Misc. Technical	-	-	-	-	-	76	50	12	12	2
Enlisted - Total	19	15	4	-	-	598	72	61	114	351
Administrative	-	-	-	-	-	1	1	-	-	-
Aircraft Maintenance	19	15	4	-	-	595	69	61	114	351
Comptroller	-	-	-	-	-	2	2	-	-	-

Source: 1-AF-TI.

TABLE 270 - TECHNICAL TRAINING OF US NAVY PERSONNEL BY AIR TRAINING COMMAND - FY 1951

(No Attrition reported for table below.)

Type of Training	New Students					Under Instruction					Graduates				
	Total	1st Qtr	2nd Qtr	3rd Qtr	4th Qtr	Total	30 Sep (1950)	31 Dec	31 Mar (1951)	30 Jun	Total	1st Qtr	2nd Qtr	3rd Qtr	4th Qtr
Total	48	12	18	7	11	NOT APPLICABLE	4	14	1	3	65	28	8	20	9
Officer - Total	29	12	5	6	6		4	3	1	-	41	20	6	8	7
Acft Maintenance	-	-	-	-	-		1	1	1	-	2	1	-	-	1
Intelligence	3	3	-	-	-		3	2	-	-	5	2	3	-	-
Misc. Technical	26	9	5	6	6	-	-	-	-	33	16	3	8	6	
Radar	-	-	-	-	-	-	-	-	-	1	1	-	-	-	
Enlisted - Total	19	-	13	1	5	-	11	-	3	24	8	2	12	2	
Acft Maintenance	-	-	-	-	-	-	-	-	-	2	2	-	-	-	
Intelligence	17	-	13	1	3	-	11	-	1	22	6	2	12	2	
Radar	2	-	-	-	2	-	-	-	2	-	-	-	-	-	

Source: 1-AF-TI.

TABLE 271 - TECHNICAL TRAINING OF US CIVILIANS BY AIR TRAINING COMMAND - FY 1951

Type of Training	New Students					Under Instruction				
	Total	First Quarter	Second Quarter	Third Quarter	Fourth Quarter	Total	30 Sep (1950)	31 Dec	31 Mar (1951)	30 Jun
<u>Total</u>	<u>1,233</u>	<u>120</u>	<u>178</u>	<u>399</u>	<u>536</u>	N O T A P P L I C A B L E	<u>62</u>	<u>137</u>	<u>279</u>	<u>205</u>
<u>Officer - Total</u>	<u>7</u>	<u>3</u>	<u>1</u>	<u>1</u>	<u>2</u>		<u>5</u>	<u>6</u>	-	<u>2</u>
Aircraft Maintenance	2	2	-	-	-		5	5	-	-
Comptroller	2	-	-	-	2		-	-	-	2
Miscellaneous Technical	3	1	1	1	-		-	1	-	-
Radar	-	-	-	-	-		-	-	-	-
<u>Enlisted - Total</u>	<u>1,226</u>	<u>117</u>	<u>177</u>	<u>398</u>	<u>534</u>		<u>57</u>	<u>131</u>	<u>279</u>	<u>203</u>
Administrative	1	-	-	1	-		-	-	-	-
Aircraft Maintenance	32	10	3	2	17		5	-	1	1
Armament and Ordnance	11	-	-	10	1		-	-	10	-
Communications	1	-	-	1	-		-	-	-	-
Miscellaneous Technical	1,175	106	174	384	511		51	131	268	201
Radar	1	-	-	-	1		-	-	-	1
Weather	5	1	-	-	4	1	-	-	-	
Type of Training	Attrition					Graduates				
	Total	First Quarter	Second Quarter	Third Quarter	Fourth Quarter	Total	First Quarter	Second Quarter	Third Quarter	Fourth Quarter
<u>Total</u>	<u>45</u>	<u>6</u>	<u>3</u>	<u>15</u>	<u>21</u>	<u>1,022</u>	<u>95</u>	<u>97</u>	<u>241</u>	<u>589</u>
<u>Officer - Total</u>	-	-	-	-	-	<u>16</u>	<u>10</u>	-	<u>6</u>	-
Aircraft Maintenance	-	-	-	-	-	7	2	-	5	-
Comptroller	-	-	-	-	-	-	-	-	-	-
Miscellaneous Technical	-	-	-	-	-	7	6	-	1	-
Radar	-	-	-	-	-	2	2	-	-	-
<u>Enlisted - Total</u>	<u>45</u>	<u>6</u>	<u>3</u>	<u>15</u>	<u>21</u>	<u>1,006</u>	<u>85</u>	<u>97</u>	<u>235</u>	<u>589</u>
Administrative	-	-	-	-	-	1	-	-	1	-
Aircraft Maintenance	-	-	-	-	-	29	5	6	1	17
Armament and Ordnance	-	-	-	-	-	10	-	-	-	10
Communications	-	-	-	-	-	1	-	-	1	-
Miscellaneous Technical	43	6	3	15	19	962	80	91	231	560
Radar	-	-	-	-	-	-	-	-	-	-
Weather	2	-	-	-	2	3	-	-	1	2

Source: 1-AF-TI.

TABLE 272 - USAF PROFESSIONAL AND TECHNOLOGICAL MILITARY TRAINING
OF USAF PERSONNEL AS REPORTED BY AIR UNIVERSITY - FY 1951

(Figures in parentheses indicate Negro personnel and are included in the totals.)

Type of Training	Total	First Quarter	Second Quarter	Third Quarter	Fourth Quarter
	New Students				
<u>Total</u>	(46) 5,222	(3) 848	(2) 606	(27) 1,733	(14) 2,035
<u>Officer - Total</u>	(23) 4,374	(3) 826	(2) 539	(11) 1,463	(7) 1,546
<u>USAF Institute of Technology - Total</u>	221	103	64	54	-
<u>College of Engineering Sciences - Total</u>	93	42	51	-	-
Electronics	-	-	-	-	-
General Aero Engineering	93	42	51	-	-
<u>College of Industrial Administration - Total</u>	20	20	-	-	-
Industrial and Production Engineering	20	20	-	-	-
Industrial Mobilization (Phase B)	-	-	-	-	-
Air Installations Engineering Officer	70	32	-	38	-
Advanced Engineering Management	8	-	-	8	-
Training in Industry	30	9	13	8	-
<u>Air University Schools - Total</u>	(23) 4,153	(3) 723	(2) 475	(11) 1,409	(7) 1,546
<u>Air Command and Staff School - Total</u>	(10) 3,137	(1) 631	274	(5) 1,026	(4) 1,206
Academic Instructor Course	(3) a/ 623	(1) a/ 123	71	93	(2) 336
Air Communications and Electronics Staff Officer	b/ 126	b/ 38	-	46	42
Comptroller Course	153	29	-	37	87
General Air Inspector Course	84	-	-	53	31
Intelligence Course	57	-	-	29	28
Judge Advocate General Course	(1) 121	-	-	55	(1) 66
Logistics Staff Officer Course	c/ 132	c/ 36	-	44	52
Regular Course	784	405	-	158	221
Squadron Officer Course	(6) 1,057	-	203	(5) 511	(1) 343
<u>Air Tactical School - Total</u>	38	38	-	-	-
Aircraft Controller Course	38	38	-	-	-
Regular Course	-	-	-	-	-
<u>Air War College - Total</u>	100	d/	d/	100	-
<u>USAF School of Aviation Medicine - Total</u>	(13) 878	(2) 54	(2) 201	(6) 283	(3) 340
Aviation Medical Examiner	(5) 358	(2) 54	(1) 119	(1) 122	(1) 63
Flight Nurse (Female)	(3) 216	-	(1) 82	(1) 69	(1) 65
Medical Services Supervisor	5	-	-	5	-
Physiological Officers Course	22	-	-	-	22
Indoctrination Course, Medical Services	(5) 277	-	-	(4) 87	(1) 190
<u>Enlisted - Total</u>	(23) 848	22	67	(16) 270	(7) 489
<u>Air University Schools - Total</u>	(23) 848	22	67	(16) 270	(7) 489
<u>Air Command and Staff School - Total</u>	(2) 366	-	67	44	(2) 255
Academic Instructor Course	(2) 325	-	67	44	(2) 214
Inspector Course	41	-	-	-	41
<u>USAF School of Aviation Medicine - Total</u>	(21) 482	22	-	(16) 226	(5) 234
Aeromedical Specialist Course	(12) 213	-	-	(12) 136	77
Aeromedical Technician	(4) 118	22	-	15	(4) 81
Medical Services Supervisor	(3) 91	-	-	(2) 15	(1) 76
Air Evacuation Technician	(2) 60	-	-	(2) 60	-

TABLE 272— USAF PROFESSIONAL AND TECHNOLOGICAL MILITARY TRAINING
OF USAF PERSONNEL AS REPORTED BY AIR UNIVERSITY— FY 1951—CONTINUED

(Figures in parentheses indicate Negro personnel and are included in the totals.)

Type of Training	Total	First Quarter	Second Quarter	Third Quarter	Fourth Quarter
	Attrition				
<u>Total</u>	(7) 260	(2) 168	17	(2) 23	(3) 52
<u>Officer - Total</u>	(3) 227	(2) 168	15	(1) 17	27
<u>USAF Institute of Technology - Total</u>	25	5	5	7	8
<u>College of Engineering Sciences - Total</u>	19	5	4	6	4
Electronics	12	3	2	3	4
General Aero Engineering	7	2	2	3	-
<u>College of Industrial Administration - Total</u>	2	-	1	1	-
Industrial and Production Engineering	2	-	1	1	-
Industrial Mobilization (Phase B)	-	-	-	-	-
Air Installations Engineering Officer	-	-	-	-	-
Advanced Engineering Management	-	-	-	-	-
Training in Industry	4	-	-	-	4
<u>Air University School - Total</u>	(3) 202	(2) 163	10	(1) 10	19
<u>Air Command and Staff School - Total</u>	144	114	10	7	13
Academic Instructor Course	2	-	-	-	2
Air Communications and Electronics Staff Officer	-	-	-	-	-
Comptroller	4	-	2	2	-
General Air Inspector Course	-	-	-	-	-
Intelligence Course	2	-	-	1	1
Judge Advocate General Course	1	-	-	1	-
Logistics Staff Officer Course	-	-	-	-	-
Regular Course	116	114	1	1	-
Squadron Officer Course	19	-	7	2	10
<u>Air Tactical School - Total</u>	(2) 49	(2) 49	-	-	-
Aircraft Controller Course	1	1	-	-	-
Regular Course	(2) 48	(2) 48	-	-	-
<u>Air War College - Total</u>	d/ 1	d/	d/	-	1
<u>USAF School of Aviation Medicine - Total</u>	(1) 8	-	-	(1) 3	5
Aviation Medical Examiner	(1) 2	-	-	(1) 2	-
Flight Nurse (Female)	2	-	-	1	1
Medical Services Supervisor	-	-	-	-	-
Physiological Officers Course	-	-	-	-	-
Indoctrination Course, Medical Services	4	-	-	-	4
<u>Enlisted - Total</u>	(4) 33	-	2	(1) 6	(3) 25
<u>Air University Schools - Total</u>	(4) 33	-	2	(1) 6	(3) 25
<u>Air Command and Staff School - Total</u>	6	-	1	3	2
Academic Instructor Course	5	-	1	3	1
Inspector Course	1	-	-	-	1
<u>USAF School of Aviation Medicine - Total</u>	(4) 27	-	1	(1) 3	(3) 23
Aeromedical Specialist Course	(3) 10	-	-	(1) 1	(2) 9
Aeromedical Technician	(1) 13	-	1	1	(1) 11
Medical Services Supervisor	4	-	-	1	3
Air Evacuation Technician	-	-	-	-	-

TABLE 272- USAF PROFESSIONAL AND TECHNOLOGICAL MILITARY TRAINING OF
USAF PERSONNEL AS REPORTED BY AIR UNIVERSITY - FY 1951 - CONTINUED

(Figures in parentheses indicate Negro personnel and are included in the totals.)

Type of Training	Total	First Quarter	Second Quarter	Third Quarter	Fourth Quarter
	Graduates				
<u>Total</u>	(43) 5,050	(6) 1,084	(3) 949	(11) 805	(23) 2,212
<u>Officer - Total</u>	(27) 4,575	(6) 1,079	(3) 862	(8) 691	(10) 1,943
<u>USAF Institute of Technology - Total</u>	(2) 373	(2) 174	52	5	142
<u>College of Engineering Sciences - Total</u>	(2) 145	(2) 98	-	-	47
Electronics	(1) 67	(1) 37	-	-	30
General Aero Engineering	(1) 78	(1) 61	-	-	17
<u>College of Industrial Administration - Total</u>	116	58	-	-	58
Industrial and Production Engineering	116	58	-	-	58
Industrial Mobilization (Phase B)	26	12	12	2	-
Air Installations Engineering Officer	69	-	32	-	37
Advanced Engineering Management	-	-	-	-	-
Training in Industry	17	6	8	3	-
<u>Air University Schools - Total</u>	(25) 4,202	(4) 905	(3) 810	(8) 686	(10) 1,801
<u>Air Command and Staff School - Total</u>	(9) 2,575	(1) 216	658	(2) 399	(6) 1,302
Academic Instructor Course	(3) 619	(1) 140	71	52	(2) 356
Air Communications and Electronics Staff Officer	84	-	38	-	46
Comptroller	106	44	27	35	-
General Air Inspector Course	117	32	-	54	31
Intelligence Course	28	-	-	-	28
Judge Advocate General Course	54	-	-	54	-
Logistics Staff Officer Course	81	-	36	-	45
Regular Course	448	-	290	-	158
Squadron Officer Course	(6) 1,038	-	196	(2) 204	(4) 638
<u>Air Tactical School - Total</u>	(3) 678	(3) 678	-	-	-
Aircraft Controller Course	19	19	-	-	-
Regular Course	(3) 659	(3) 659	-	-	-
<u>Air War College - Total</u>	99	-	-	-	99
<u>USAF School of Aviation Medicine - Total</u>	(13) 850	11	(3) 152	(6) 287	(4) 400
Aviation Medical Examiner	(5) 367	11	(2) 113	(1) 123	(2) 120
Flight Nurse (Female)	(3) 183	-	(1) 39	(1) 77	(1) 67
Medical Services Supervisor	5	-	-	-	5
Physiological Officers Course	22	-	-	-	22
Indoctrination Course, Medical Services	(5) 273	-	-	(4) 87	(1) 186
<u>Enlisted - Total</u>	(16) 475	5	87	(3) 114	(13) 269
<u>Air University Schools - Total</u>	(16) 475	5	87	(3) 114	(13) 269
<u>Air Command and Staff School - Total</u>	e/ 172	e/ 5	66	18	83
Academic Instructor Course	e/ 132	e/ 5	66	18	43
Inspector Course	40	-	-	-	40
<u>USAF School of Aviation Medicine - Total</u>	(16) 303	-	21	(3) 96	(13) 186
Aeromedical Specialist Course	(9) 126	-	-	(1) 36	(8) 90
Aeromedical Technician	(3) 105	-	21	-	(3) 84
Medical Services Supervisor	(2) 12	-	-	-	(2) 12
Air Evacuation Technician	(2) 60	-	-	(2) 60	-

TABLE 272 - USAF PROFESSIONAL AND TECHNOLOGICAL MILITARY TRAINING OF
USAF PERSONNEL AS REPORTED BY AIR UNIVERSITY - FY 1951 - CONTINUED

(Figures in parentheses indicate Negro personnel and are included in the totals.)

Type of Training	Total	30 September (1950)	31 December	31 March (1951)	30 June
		Under Instruction			
<u>Total</u>		(2) 704	(1) 344	(16) 1,252	(4) 1,026
<u>Officer - Total</u>		(2) 682	(1) 344	(4) 1,102	(1) 681
<u>USAF Institute of Technology - Total</u>		234	241	283	137
<u>College of Engineering Sciences - Total</u>		90	137	f/ 131	84
Electronics		30	79	76	41
General Aero Engineering		60	58	f/ 55	40
<u>College of Industrial Administration - Total</u>		80	79	78	20
Industrial and Production Engineering		80	79	78	20
Industrial Mobilization (Phase B)	R	14	2	-	-
Air Installations Engineering Officer	L	32	-	38	g/
Advanced Engineering Management	B	-	-	8	8
Training in Industry	A	18	23	28	f/ 25
<u>Air University Schools - Total</u>		(2) 448	(1) 103	(4) 819	(1) 544
<u>Air Command and Staff School - Total</u>		394	-	(3) 623	(1) 513
Academic Instructor Course		-	-	41	18
Air Communications and Electronics Staff Officer	I	38	-	46	42
Comptroller	L	29	-	-	87
General Air Inspector Course	P	-	-	h/	-
Intelligence Course	F	-	-	28	27
Judge Advocate General Course	P	-	-	-	(1) 66
Logistics Staff Officer Course	A	36	-	h/ 45	52
Regular Course	P	291	-	h/ 158	221
Squadron Officer Course	A	-	-	(3) 305	-
<u>Air Tactical School - Total</u>		-	-	-	-
Aircraft Controller Course		-	-	-	-
Regular Course		-	-	-	-
<u>Air War College - Total</u>		d/	d/	100	-
<u>USAF School of Aviation Medicine - Total</u>		(2) 54	(1) 103	1/(1) 1/ 96	31
Aviation Medical Examiner		(2) 54	(1) 60	1/(1) 1/ 57	-
Flight Nurse (Female)		-	43	34	31
Medical Services Supervisor		-	-	5	-
Physiological Officers Course		-	-	-	-
Indoctrination Course, Medical Services	N	-	-	-	-
<u>Enlisted - Total</u>		22	-	(12) 150	(3) 345
<u>Air University Schools - Total</u>		22	-	(12) 150	(3) 345
<u>Air Command and Staff School - Total</u>		-	-	23	(2) 193
Academic Instructor Course		-	-	23	(2) 193
Inspector Course		-	-	-	-
<u>USAF School of Aviation Medicine - Total</u>		22	-	(12) 127	(1) 152
Aeromedical Specialist Course		-	-	(10) 99	77
Aeromedical Technician		22	-	14	-
Medical Services Supervisor		-	-	(2) 14	(1) 75
Air Evacuation Technician		-	-	-	-

a/ 123 of these students, including 1 Negro, actually entered under USAF Special Staff School. Courses of this school were transferred to Air Command and Staff School.

b/ 38 of these students actually entered under USAF Special Staff School. Courses of this school were transferred to Air Command and Staff School.

c/ 36 of these students actually entered under USAF Special Staff School. Courses of this school were transferred to Air Command and Staff School.

d/ Classes at Air War College had been suspended since 18 July 1950 and resumed, courses 8 January 1951.

e/ 5 of these graduates carried this course originally under USAF Special Staff School.

f/ 2 Officers omitted from previous report.

g/ 1 Officer was erroneously reported as enrolled during March.

h/ 1 Officer was erroneously omitted during April.

i/ 1 Officer previously reported as White, should be Negro.

Source: 1-AF-TI.

TABLE 273 - USAF PROFESSIONAL AND TECHNOLOGICAL TRAINING OF FEMALE PERSONNEL - FY 1951

(Figures in parentheses indicate Negro personnel and are included in the totals. Data of this table are included in Table 260)

Type of Training	Total	First Quarter	Second Quarter	Third Quarter	Fourth Quarter
New Students					
<u>Total</u>	(5) 390	-	(1) 111	(3) 127	(1) 152
<u>Officer - Total</u>	(5) 389	-	(1) 111	(3) 126	(1) 152
<u>Air University Schools - Total</u>	(5) 388	-	(1) 111	(3) 126	(1) 151
<u>Air Command and Staff School - Total</u>	10	-	1	6	3
Academic Instructor Course	3	-	-	3	-
Comptroller Course	-	-	-	-	-
General Air Inspector Course	-	-	-	-	-
Intelligence Course	1	-	-	-	1
Judge Advocate General Course	2	-	-	1	1
Regular Course	a/	a/	a/	-	-
Squadron Officer Course	4	E/	I	2	1
<u>USAF School of Aviation Medicine - Total</u>	(5) 378	-	(1) 110	(3) 120	(1) 148
Aviation Medical Examiner	-	-	-	-	-
Flight Nurse	(3) 296	-	(1) 110	(1) 104	(1) 82
Indoctrination Course, Medical Services	(2) 82	-	-	(2) 16	66
<u>Civilian Schools and Hospitals - Total</u>	1	-	-	-	1
Medical Course	1	-	-	-	1
<u>Enlisted - Total</u>	1	-	-	1	-
<u>Air University Schools - Total</u>	1	-	-	1	-
<u>Air Command and Staff School - Total</u>	1	-	-	1	-
Academic Instructor Course	1	-	-	1	-
Attrition					
<u>Total</u>	4	-	-	1	3
<u>Officer - Total</u>	4	-	-	1	3
<u>Air University Schools - Total</u>	4	-	-	1	3
<u>Air Command and Staff School - Total</u>	-	-	-	-	-
Academic Instructor Course	-	-	-	-	-
Comptroller Course	-	-	-	-	-
General Air Inspector Course	-	-	-	-	-
Intelligence Course	-	-	-	-	-
Judge Advocate General Course	-	-	-	-	-
Regular Course	-	-	-	-	-
Squadron Officer Course	-	-	-	-	-
<u>USAF School of Aviation Medicine - Total</u>	4	-	-	1	3
Aviation Medical Examiner	-	-	-	-	-
Flight Nurse	2	-	-	1	1
Indoctrination Course, Medical Services	2	-	-	-	2
<u>Civilian Schools and Hospitals - Total</u>	-	-	-	-	-
Medical Course	-	-	-	-	-
<u>Enlisted - Total</u>	-	-	-	-	-
<u>Air University Schools - Total</u>	-	-	-	-	-
<u>Air Command and Staff School - Total</u>	-	-	-	-	-
Academic Instructor Course	-	-	-	-	-

TABLE 273 - PROFESSIONAL AND TECHNOLOGICAL TRAINING OF FEMALE PERSONNEL - FY 1951 - CONTINUED

(Figures in parentheses indicate Negro personnel and are included in the totals. Data of this table are included in Table 260)

Type of Training	Total	First Quarter	Second Quarter	Third Quarter	Fourth Quarter
Graduates					
<u>Total</u>	(6) 352	(1) 6	(1) 51	(3) 134	(1) 161
<u>Officer - Total</u>	(6) 351	(1) 6	(1) 51	(3) 134	(1) 160
<u>Air University Schools - Total</u>	(6) 349	(1) 6	(1) 51	(3) 134	(1) 158
<u>Air Command and Staff School - Total</u>	d/(1) 14	d/(1) 6	1	6	1
Academic Instructor Course	e/ 4	I	-	e/ 3	-
Comptroller Course	3	2	-	1	-
General Air Inspector Course	1	1	-	-	-
Intelligence Course	-	-	-	-	-
Judge Advocate General Course	-	-	-	-	-
Regular Course	(1) 2	(1) 2	-	-	-
Squadron Officer Course	4	-	1	2	1
<u>USAF School of Aviation Medicine - Total</u>	(5) 335	-	(1) 50	(3) 128	(1) 157
Aviation Medical Examiner	-	-	-	-	-
Flight Nurse	(3) e/f/ 255	-	(1) 50	(1) e/112	(1) f/ 93
Indoctrination Course, Medical Services	(2) 80	-	-	(2) 16	(2) 64
<u>Civilian Schools and Hospitals - Total</u>	2	-	-	-	2
Medical Course	2	-	-	-	2
<u>Enlisted - Total</u>	1	-	-	-	1
<u>Air University Schools - Total</u>	1	-	-	-	1
<u>Air Command and Staff School - Total</u>	1	-	-	-	1
Academic Instructor Course	I	-	-	-	I
Type of Training	Total	30 September (1950)	31 December	31 March (1951)	30 June
Under Instruction					
<u>Total</u>		-	60	(2) 92	(2) 77
<u>Officer - Total</u>		-	60	(2) 91	(2) 77
<u>Air University Schools - Total</u>		-	60	51	41
<u>Air Command and Staff School - Total</u>		-	-	-	2
Academic Instructor Course		-	-	-	-
Comptroller Course		-	-	-	-
General Air Inspector Course		-	-	-	1
Intelligence Course		-	-	-	1
Judge Advocate General Course		-	-	-	-
Regular Course		-	-	-	-
Squadron Officer Course		-	-	-	-
<u>USAF School of Aviation Medicine - Total</u>		-	60	g/ 51	39
Aviation Medical Examiner		-	60	g/ 51	39
Flight Nurse		-	-	-	-
Indoctrination Course, Medical Services		-	-	-	-
<u>Civilian Schools and Hospitals - Total</u>		-	-	(2) 40	(2) h/36
Medical Course		-	-	(2) 40	(2) 36
<u>Enlisted - Total</u>		-	-	1	-
<u>Air University Schools - Total</u>		-	-	1	-
<u>Air Command and Staff School - Total</u>		-	-	1	-
Academic Instructor Course		-	-	I	-

a/ Regular Course was opened at Air Command and Staff School, 8 January 1951. Prior to that the course was given at Air Tactical School.

b/ Squadron Officer Course began 23 October 1950. This course was suspended at Air Tactical School and continued at Air Command and Staff School.

c/ Includes 1 US Navy and 1 Civilian.

d/ (1) 2 of these graduates entered and were under instruction at Air Tactical School until courses were suspended there.

e/ Includes 30 US Navy and 5 Foreign.

f/ Includes 25 US Navy and 2 Foreign.

g/ Includes 15 US Navy and 2 Foreign.

h/ Medical Students reported for the first time; error in entering 3 on previous month's report.

Source: 1-AF-TI.

TABLE 274— USAF PROFESSIONAL AND TECHNOLOGICAL MILITARY TRAINING OF ARMY AND NAVY PERSONNEL — FY 1951

(No Attrition was shown for this table.)

Type of Training	Total		First Quarter		Second Quarter		Third Quarter		Fourth Quarter	
	Army	Navy	Army	Navy	Army	Navy	Army	Navy	Army	Navy
New Students										
<u>Total</u>	<u>82</u>	<u>148</u>	<u>21</u>	<u>32</u>	-	<u>25</u>	<u>26</u>	<u>56</u>	<u>35</u>	<u>35</u>
<u>Officer - Total</u>	<u>82</u>	<u>148</u>	<u>21</u>	<u>32</u>	-	<u>25</u>	<u>26</u>	<u>56</u>	<u>35</u>	<u>35</u>
USAF Institute of Technology - Total	-	<u>2</u>	-	<u>2</u>	-	-	-	-	-	-
College of Industrial Administration-Total. Industrial and Production Engineering	-	<u>2</u>	-	<u>2</u>	-	-	-	-	-	-
<u>Air University Schools - Total</u>	<u>82</u>	<u>146</u>	<u>21</u>	<u>30</u>	-	<u>25</u>	<u>26</u>	<u>56</u>	<u>35</u>	<u>35</u>
<u>Air Command and Staff School - Total</u>	<u>68</u>	<u>63</u>	<u>20</u>	<u>30</u>	-	-	<u>13</u>	<u>18</u>	<u>35</u>	<u>15</u>
Academic Instructor Course	<u>2</u>	<u>1</u>	-	-	-	-	-	<u>1</u>	<u>2</u>	-
Air Communications and Electronics Staff Officer	1	-	-	-	-	-	1	-	-	-
Comptroller Course	21	13	-	9	-	-	4	2	17	2
Intelligence Course	1	-	-	-	-	-	-	-	1	-
Logistics Staff Officer Course	7	<u>a/2</u>	-	<u>a/2</u>	-	-	2	-	5	-
Regular Course	34	47	20	19	-	-	6	15	8	13
Squadron Officer Course	2	-	-	-	-	-	-	-	2	-
<u>Air War College - Total</u>	<u>13</u>	<u>8</u>	-	-	-	-	<u>13</u>	<u>8</u>	-	-
<u>USAF School of Aviation Medicine - Total</u>	<u>1</u>	<u>75</u>	<u>1</u>	-	-	<u>25</u>	-	<u>30</u>	-	<u>20</u>
Aviation Medical Examiner	1	-	1	-	-	-	-	-	-	20
Flight Nurse (Female)	-	75	-	-	-	25	-	30	-	-
Type of Training	Total		First Quarter		Second Quarter		Third Quarter		Fourth Quarter	
	Army	Navy	Army	Navy	Army	Navy	Army	Navy	Army	Navy
Graduates										
<u>Total</u>	<u>62</u>	<u>130</u>	<u>11</u>	<u>9</u>	<u>21</u>	<u>40</u>	<u>4</u>	<u>33</u>	<u>26</u>	<u>48</u>
<u>Officer - Total</u>	<u>62</u>	<u>130</u>	<u>11</u>	<u>9</u>	<u>21</u>	<u>40</u>	<u>4</u>	<u>33</u>	<u>26</u>	<u>48</u>
USAF Institute of Technology - Total	-	-	-	-	-	-	-	-	-	-
College of Industrial Administration-Total. Industrial and Production Engineering	-	-	-	-	-	-	-	-	-	-
<u>Air University Schools - Total</u>	<u>62</u>	<u>130</u>	<u>11</u>	<u>9</u>	<u>21</u>	<u>40</u>	<u>4</u>	<u>33</u>	<u>26</u>	<u>48</u>
<u>Air Command and Staff School - Total</u>	<u>b/48</u>	<u>b/57</u>	<u>b/11</u>	<u>b/9</u>	<u>20</u>	<u>30</u>	<u>4</u>	<u>3</u>	<u>13</u>	<u>15</u>
Academic Instructor Course	<u>2</u>	<u>1</u>	-	-	-	-	-	<u>1</u>	<u>2</u>	-
Air Communications and Electronics Staff Officer	1	-	-	-	-	-	-	-	1	-
Comptroller Course	b/15	b/20	b/11	b/9	-	9	4	2	-	-
Intelligence Course	-	-	-	-	-	-	-	-	-	-
Logistics Staff Officer Course	2	2	-	-	-	2	-	-	2	-
Regular Course	26	34	-	-	20	19	-	-	6	15
Squadron Officer Course	2	-	-	-	-	-	-	-	2	-
<u>Air War College - Total</u>	<u>13</u>	<u>8</u>	-	-	-	-	-	-	<u>13</u>	<u>8</u>
<u>USAF School of Aviation Medicine - Total</u>	<u>1</u>	<u>65</u>	-	-	<u>1</u>	<u>10</u>	-	<u>30</u>	-	<u>25</u>
Aviation Medical Examiner	1	-	-	-	1	10	-	30	-	25
Flight Nurse (Female)	-	65	-	-	-	10	-	30	-	-

TABLE 274 - USAF PROFESSIONAL AND TECHNOLOGICAL MILITARY TRAINING OF ARMY AND NAVY PERSONNEL - FY 1951 - CONTINUED

(No Attrition was shown for this table.)

Type of Training	Total		30 September (1950)		31 December		31 March (1951)		30 June	
	Army	Navy	Army	Navy	Army	Navy	Army	Navy	Army	Navy
	Under Instruction									
<u>Total</u>			21	32	-	17	22	40	31	27
<u>Officer - Total</u>	NOT APPLICABLE	NOT APPLICABLE	21	32	-	17	22	40	31	27
<u>USAF Institute of Technology - Total</u>			-	2	-	2	-	2	-	2
<u>College of Industrial Administration - Total</u> <u>Industrial and Production Engineering</u>			-	2	-	2	-	2	-	2
<u>Air University Schools - Total</u>			21	30	-	15	22	38	31	25
<u>Air Command and Staff School - Total</u>			20	30	-	-	2	15	31	15
Academic Instructor Course			-	-	-	-	-	-	-	-
Air Communications and Electronics Staff Officer			-	-	-	-	1	-	-	-
Comptroller Course			-	-	-	-	-	-	17	2
Intelligence Course			-	-	-	-	-	-	1	-
Logistics Staff Officer Course			-	c/2	-	-	2	-	5	-
Regular Course			20	19	-	-	6	15	8	13
Squadron Officer Course			-	-	-	-	-	-	-	-
<u>Air War College - Total</u>			-	-	-	-	13	8	-	-
<u>USAF School of Aviation Medicine - Total</u>			1	-	-	15	-	15	-	10
Aviation Medical Examiner			1	-	-	-	-	-	-	-
Flight Nurse (Female)			-	-	-	15	-	15	-	10

a/ Includes 2 students who actually entered course under USAF Special Staff School. Work in this school was transferred to Air Command and Staff School, 8 January 1951.

b/ Includes students who entered courses under Air Tactical School.

c/ Entered course under USAF Special Staff School.

Source: 1-AF-TI.

TABLE 263 - USAF PROFESSIONAL AND TECHNOLOGICAL MILITARY TRAINING OF FOREIGN NATIONALS - FY 1951

(Includes MDAP. No Attrition was shown for this table.)

Type of Training	Total	First Quarter	Second Quarter	Third Quarter	Fourth Quarter
	New Students				
<u>Total</u>	107	11	7	47	42
<u>Officer - Total</u>	107	11	7	47	42
<u>USAF Institute of Technology - Total</u>	3	3	-	-	-
<u>College of Engineering Sciences - Total</u> <u>General Aero Engineering</u>	3	3	-	-	-
<u>College of Industrial Administration - Total</u> <u>Industrial and Production Engineering</u>	-	-	-	-	-
<u>Air University Schools - Total</u>	104	8	7	47	42
<u>Air Command and Staff School - Total</u>	a/ 82	a/ 3	-	37	42
Academic Instructor Course	4	-	-	2	2
Air Communications and Electronics Staff Officer	b/ 1	b/ 1	-	-	-
Comptroller Course	1	-	-	1	-
General Air Inspector Course	7	-	-	7	-
Logistics Staff Officer Course	c/ 6	c/ 2	-	2	2
Regular Course	36	-	-	-	36
Squadron Officer Course	27	-	-	25	2
<u>Air Tactical School - Total</u>	d/ 2	d/ 2	-	-	-
Aircraft Controller Course	d/ 2	d/ 2	-	-	-
Regular Course	-	-	-	-	-
<u>Air War College - Total</u>	3	-	-	3	-
<u>USAF School of Aviation Medicine - Total</u>	17	3	7	7	-
Aviation Medical Examiner	9	3	4	2	-
Flight Nurse (Female)	8	-	3	5	-

TABLE 275 - USAF PROFESSIONAL AND TECHNOLOGICAL MILITARY TRAINING
OF FOREIGN NATIONALS - FY 1951 - CONTINUED

(Includes MDAP. No Attrition was shown for this table.)

Type of Training	Total	First Quarter	Second Quarter	Third Quarter	Fourth Quarter
Graduates					
<u>Total</u>	<u>84</u>	<u>18</u>	<u>9</u>	<u>17</u>	<u>40</u>
<u>Officer - Total</u>	<u>84</u>	<u>18</u>	<u>9</u>	<u>17</u>	<u>40</u>
<u>USAF Institute of Technology - Total</u>	<u>3</u>	<u>1</u>	-	-	<u>2</u>
<u>College of Engineering Sciences - Total</u>	<u>2</u>	<u>1</u>	-	-	<u>1</u>
General Aero Engineering	<u>2</u>	<u>1</u>	-	-	<u>1</u>
<u>College of Industrial Administration - Total</u>	<u>1</u>	-	-	-	<u>1</u>
Industrial and Production Engineering	<u>1</u>	-	-	-	<u>1</u>
<u>Air University Schools - Total</u>	<u>81</u>	<u>17</u>	<u>9</u>	<u>17</u>	<u>38</u>
<u>Air Command and Staff School - Total</u>	<u>44</u>	-	<u>3</u>	<u>10</u>	<u>31</u>
Academic Instructor Course	<u>4</u>	-	-	<u>2</u>	<u>2</u>
Air Communications and Electronics Staff Officer	<u>1</u>	-	<u>1</u>	-	-
Comptroller Course	<u>1</u>	-	-	<u>1</u>	-
General Air Inspector Course	<u>7</u>	-	-	<u>7</u>	-
Logistics Staff Officer Course	<u>4</u>	-	<u>2</u>	-	<u>2</u>
Regular Course	-	-	-	-	-
Squadron Officer Course	<u>27</u>	-	-	-	<u>27</u>
<u>Air Tactical School - Total</u>	<u>14</u>	<u>14</u>	-	-	-
Aircraft Controller Course	<u>2</u>	<u>2</u>	-	-	-
Regular Course	<u>12</u>	<u>12</u>	-	-	-
<u>Air War College - Total</u>	<u>3</u>	-	-	-	<u>3</u>
<u>USAF School of Aviation Medicine - Total</u>	<u>20</u>	<u>3</u>	<u>6</u>	<u>7</u>	<u>4</u>
Aviation Medical Examiner	<u>12</u>	<u>3</u>	<u>5</u>	<u>2</u>	<u>2</u>
Flight Nurse (Female)	<u>8</u>	-	<u>1</u>	<u>5</u>	<u>2</u>
Type of Training	Total	30 September (1950)	31 December	31 March (1951)	30 June
Under Instruction					
<u>Total</u>		<u>11</u>	<u>9</u>	<u>39</u>	<u>41</u>
<u>Officer - Total</u>		<u>11</u>	<u>9</u>	<u>39</u>	<u>41</u>
<u>USAF Institute of Technology - Total</u>		<u>5</u>	<u>5</u>	<u>2</u>	<u>3</u>
<u>College of Engineering Sciences - Total</u>		<u>4</u>	<u>4</u>	<u>4</u>	<u>3</u>
General Aero Engineering		<u>4</u>	<u>4</u>	<u>4</u>	<u>3</u>
<u>College of Industrial Administration - Total</u>		<u>1</u>	<u>1</u>	<u>1</u>	-
Industrial and Production Engineering		<u>1</u>	<u>1</u>	<u>1</u>	-
<u>Air University Schools - Total</u>		<u>6</u>	<u>4</u>	<u>34</u>	<u>38</u>
<u>Air Command and Staff School - Total</u>		<u>3</u>	-	<u>27</u>	<u>38</u>
Academic Instructor Course		-	-	-	-
Air Communications and Electronics Staff Officer		<u>1</u>	-	-	-
Comptroller Course		-	-	-	-
General Air Inspector Course		-	-	-	-
Logistics Staff Officer Course		<u>2</u>	-	<u>2</u>	<u>2</u>
Regular Course		-	-	-	<u>36</u>
Squadron Officer Course		-	-	<u>25</u>	-
<u>Air Tactical School - Total</u>		-	-	-	-
Aircraft Controller Course		-	-	-	-
Regular Course		-	-	-	-
<u>Air War College - Total</u>		-	-	<u>3</u>	-
<u>USAF School of Aviation Medicine - Total</u>		<u>3</u>	<u>4</u>	<u>4</u>	-
Aviation Medical Examiner		<u>3</u>	<u>2</u>	<u>2</u>	-
Flight Nurse (Female)		-	<u>2</u>	<u>2</u>	-

a/ Includes 3 Officers who entered courses (1 Air Communications and Electronics Staff Officer, 2 Logistic Staff Officers) under USAF Special Staff School.

b/ Includes 1 Officer who entered courses under USAF Special Staff School.

c/ Includes 2 Officers who entered courses under USAF Special Staff School.

d/ These two officers were transferred to Air Training Command.

Source: 1-AF-TI.

TABLE 276 - TRAINING OF USAF PERSONNEL IN OTHER MILITARY SCHOOLS - FY 1951

Type of Training	Total	First Quarter	Second Quarter	Third Quarter	Fourth Quarter
New Students					
<u>Total</u>	<u>174</u>	<u>109</u>	<u>1</u>	<u>52</u>	<u>12</u>
<u>Officer - Total</u>	<u>174</u>	<u>109</u>	<u>1</u>	<u>52</u>	<u>12</u>
<u>Department of Defense Colleges - Total</u>	<u>156</u>	<u>104</u>	-	<u>40</u>	<u>12</u>
Armed Forces Staff College	85	38	-	40	7
Industrial College of the Armed Forces	38	36	-	-	2
National War College	33	30	-	-	3
<u>USAF in Foreign Military Schools - Total</u>	<u>18</u>	<u>5</u>	<u>1</u>	<u>12</u>	-
Attrition					
<u>Total</u>	<u>4</u>	-	-	-	<u>4</u>
<u>Officer - Total</u>	<u>4</u>	-	-	-	<u>4</u>
<u>Department of Defense Colleges - Total</u>	<u>1</u>	-	-	-	<u>1</u>
Armed Forces Staff College	-	-	-	-	-
Industrial College of the Armed Forces	1	-	-	-	1
National War College	-	-	-	-	-
<u>USAF in Foreign Military Schools - Total</u>	<u>3</u>	-	-	-	<u>3</u>
Graduates					
<u>Total</u>	<u>94</u>	<u>45</u>	-	<u>47</u>	<u>2</u>
<u>Officer - Total</u>	<u>94</u>	<u>45</u>	-	<u>47</u>	<u>2</u>
<u>Department of Defense Colleges - Total</u>	<u>78</u>	<u>40</u>	-	<u>38</u>	-
Armed Forces Staff College	78	40	-	38	-
Industrial College of the Armed Forces	-	-	-	-	-
National War College	-	-	-	-	-
<u>USAF in Foreign Military Schools - Total</u>	<u>16</u>	<u>5</u>	-	<u>9</u>	<u>2</u>
Under Instruction					
	Total	30 September (1950)	31 December	31 March (1951)	30 June
<u>Total</u>		<u>119</u>	<u>120</u>	<u>125</u>	<u>131</u>
<u>Officer - Total</u>		<u>119</u>	<u>120</u>	<u>125</u>	<u>131</u>
<u>Department of Defense Colleges - Total</u>		<u>104</u>	<u>104</u>	<u>106</u>	<u>117</u>
Armed Forces Staff College		38	38	40	47
Industrial College of the Armed Forces		36	36	36	37
National War College		30	30	30	33
<u>USAF in Foreign Military Schools - Total</u>		<u>15</u>	<u>16</u>	<u>19</u>	<u>14</u>

Source: 1-AF-TI.

TABLE 277 - TRAINING OF USAF PERSONNEL

Type of Training	New Students					Under Instruction				
	Total	First Quarter	Second Quarter	Third Quarter	Fourth Quarter	Total	30 Sep (1950)	31 Dec	31 Mar (1951)	30 Jun
<u>Total</u>	<u>16,749</u>	<u>3,498</u>	<u>3,879</u>	<u>a/4,117</u>	<u>b/5,255</u>		<u>2,960</u>	<u>2,578</u>		<u>4,647</u>
Officer - Total	1,117	234	145	319	419		191	116		388
Adjutant General	31	12	1	1	17		12	-		11
Armed Forces Informa- tion School	104	11	8	52	33		11	-		31
Army Language School	95	21	19	29	26		18	29		53
Army Security Service	81	20	3	37	21		20	-		21
Artillery	73	-	19	21	33		-	3		-
Chaplain	183	48	44	33	58		37	-		51
Chemical	43	5	-	8	30		1	-		17
Command and General Staff School	8	8	-	-	-		8	8		-
Engineers	4	2	-	2	-		-	-		-
Finance	144	31	7	10	96		31	36		96
Food Service	29	2	3	11	13		2	1		13
Infantry	47	1	1	16	29		-	-		24
Meat and Dairy Hygiene	17	-	-	3	14		-	-		14
Medical Field Service	53	31	10	10	2		14	18		11
Military Police	25	6	-	14	5		3	1		2
Strategic Intelligence Quartermaster	79	14	30	27	8		13	13		8
Research and Graduate Medical School	39	16	-	5	18		15	7		25
Signal	46	6	-	40	-		6	-		4
Counter Intelligence Corps	4	-	-	-	4		-	-		4
Signal Corps	12	-	-	-	12		-	-		3
Enlisted - Total	15,632	3,264	3,734	3,798	4,836		2,769	2,562		4,259
Adjutant General	213	11	36	54	112		9	-		78
Armed Forces Informa- tion School	282	26	17	165	74		25	-		74
Armored School	9	-	-	9	-		-	-		-
Army Language School	450	121	47	124	158		112	97		262
Army Security Service	60	21	6	29	4		15	5		4
Artillery	-	-	-	-	-		-	-		-
Chemical	-	-	-	-	-		-	-		-
Engineers	1,882	472	297	324	789		417	196		537
Finance	269	26	87	79	77		26	70		70
Food Service	3,769	248	512	1,029	1,980		182	240		1,530
Infantry	33	-	-	33	-		-	-		-
Meat and Dairy Hygiene	36	18	7	3	8		8	-		8
Medical Field Service	3,974	1,110	870	698	1,296		588	544		1,078
Military Police	2,369	777	906	652	34		220	226		17
Ordnance	311	62	82	47	120		44	56		112
Quartermaster	184	15	9	54	106		8	9		115
Signal	1,604	320	798	454	32		1,079	1,068		332
Transportation	164	21	60	40	43		20	40		42
Armed Service's Medical Equipment Maintenance Columbus General Depot	16	16	-	-	-		16	11		-
Physical Training	2	-	-	2	-		-	-		-
Counter Intelligence Corps	2	-	-	2	-		-	-		-
Signal Corps	3	-	-	-	3		-	-		-

a/ Information for March 1951 not available (column includes January and February only).

b/ Information for April 1951 not available (column includes May and June only).

Source: AF-TI.

IN US ARMY SCHOOLS - FY 1951

Attrition					Graduates					Type of Training
Total	First Quarter	Second Quarter	Third Quarter	Fourth Quarter	Total	First Quarter	Second Quarter	Third Quarter	Fourth Quarter	
<u>1,870</u>	<u>697</u>	<u>427</u>	<u>a/ 298</u>	<u>b/ 448</u>	<u>17,693</u>	<u>3,212</u>	<u>3,733</u>	<u>3,717</u>	<u>7,031</u>	<u>Total</u>
41	17	8	2	14	1,059	194	212	292	361	Officer - Total
1	-	-	-	1	44	11	13	-	20	Adjutant General
5	1	2	-	2	97	9	17	33	38	Armed Forces Information School
11	3	2	1	5	35	5	6	-	24	Army Language School
3	-	3	-	-	85	10	20	37	18	Army Security Service
1	-	-	1	-	88	-	16	20	52	Artillery
4	3	1	-	-	186	17	80	33	56	Chaplain
3	3	-	-	-	29	10	1	2	16	Chemical
-	-	-	-	-	-	-	-	-	-	Command and General Staff School
-	-	-	-	-	4	2	-	2	-	Engineers
-	-	-	-	-	95	26	2	31	36	Finance
1	-	-	-	1	46	8	4	12	22	Food Service
1	-	-	-	1	21	1	1	15	4	Infantry
1	-	-	-	1	10	-	-	-	10	Meat and Dairy Hygiene
5	3	-	-	2	88	49	6	25	8	Medical Field Service
-	-	-	-	-	44	19	2	12	11	Military Police
-	-	-	-	-	78	13	30	22	13	Strategic Intelligence
1	-	-	-	1	42	14	8	11	9	Quartermaster
-	-	-	-	-	48	-	6	37	5	Research and Graduate Medical School
4	4	-	-	-	3	-	-	-	3	Signal
-	-	-	-	-	16	-	-	-	16	Counter Intelligence Corps
<u>1,829</u>	<u>680</u>	<u>419</u>	<u>296</u>	<u>434</u>	<u>16,634</u>	<u>3,018</u>	<u>3,521</u>	<u>3,425</u>	<u>6,670</u>	<u>Enlisted - Total</u>
8	2	-	-	6	291	22	45	43	181	Adjutant General
7	1	1	5	-	301	9	40	64	188	Armed Forces Information School
-	-	-	-	-	-	-	-	-	-	Armored School
99	19	33	13	34	139	19	29	18	73	Army Language School
10	7	1	2	-	65	18	15	27	5	Army Security Service
-	-	-	-	-	-	-	-	-	-	Artillery
-	-	-	-	-	5	-	-	-	5	Chemical
273	93	70	24	86	2,230	466	448	274	1,042	Engineers
20	-	6	9	5	217	3	37	78	99	Finance
190	28	21	33	108	4,072	305	433	729	2,605	Food Service
6	-	-	6	-	27	-	-	27	-	Infantry
10	4	4	1	1	35	15	11	2	7	Meat and Dairy Hygiene
429	127	96	82	124	3,876	887	818	782	1,389	Medical Field Service
221	147	52	22	-	2,403	689	848	848	18	Military Police
26	7	7	5	7	264	50	63	75	76	Ordnance
15	5	-	1	9	222	32	8	8	174	Quartermaster
509	240	123	93	53	2,310	502	686	390	732	Signal
1	-	-	-	1	157	1	40	60	56	Transportation
5	-	5	-	-	10	-	-	-	10	Armed Service's Medical Equipment Maintenance
-	-	-	-	-	-	-	-	-	-	Columbus General Depot
-	-	-	-	-	2	-	-	-	2	Physical Training
-	-	-	-	-	8	-	-	-	8	Counter Intelligence Corps

TABLE 278 - TRAINING OF USAF PERSONNEL IN US NAVY SCHOOLS - FY 1951 - CONTINUED

Type of Training	Total		30 Sep 50		31 Dec 50		31 Mar 51		30 Jun 51	
	Offi- cer	En- listed	Offi- cer	En- listed	Offi- cer	En- listed	Offi- cer	En- listed	Offi- cer	En- listed
	Under Instruction									
<u>Total</u>			37	179	31	196	19	196	13	180
Technical Training - Total			28	179	18	188	9	169	13	156
Dental Mechanics			-	e/ 135	-	153	-	g/ 146	-	150
Cryptographic Repairman			-	-	-	6	-	8	-	-
Electronics Technician			-	-	-	5	-	-	-	6
Naval School Explosive Ordnance - Total			3	14	1	6	5	15	-	-
Surface Ordnance Disposal			-	-	-	-	5	15	-	-
Explosive Ordnance Disposal Requalification			-	-	-	-	-	-	-	-
Explosive Ordnance Disposal			3	14	1	6	-	-	-	-
Naval School Mine Warfare			-	6	-	-	-	-	-	-
Naval School Amphibious Training Unit - Total			-	-	-	-	-	-	-	-
Naval Gunfire Air Spotters			-	-	-	-	-	-	-	-
Air Support for TAC			-	-	-	-	-	-	-	-
Amphibious Training Unit			-	-	-	-	-	-	-	-
Naval Photo Interpretation Center - Total			2	-	-	-	2	-	2	-
Photogrammetry			-	-	-	-	2	-	2	-
Photo Interpretation			2	-	-	-	-	-	-	-
US Navy Damage Control Radiological Safety			-	-	-	-	2	-	9	-
US Navy Damage Control Center			-	-	-	-	-	-	-	-
Naval School Electronics, Training Identification, Friend or Poe			-	-	-	-	-	-	2	-
US Navy Combat Information Center f/			23	-	-	-	-	-	-	-
Navy Counter Intelligence f/			-	-	17	-	-	-	-	-
Motion Picture Camera			-	-	-	3	-	-	-	-
US Navy Troop Training Unit			-	-	-	-	-	-	-	-
Embarkation Course			-	-	-	-	-	-	-	-
Staff Embarkation Course			-	-	-	-	-	-	-	-
Compressed Gases			-	24	-	15	-	-	-	-
US Navy School Cargo Handling			-	-	-	-	-	-	-	-
Combat Information Center Watch Officer Professional Training - Total			7	-	7	-	7	-	-	-
Naval War College - Total			7	-	7	-	7	-	-	-
Strategic and Logistics Course			5	-	5	-	5	-	-	-
Command and Staff Course			2	-	2	-	2	-	-	-
Educational Training - Total			2	-	6	8	3	27	-	24
Naval Intelligence (Languages)			1	-	5	-	2	-	-	-
Post Graduate School			1	-	1	-	1	-	-	-
Academy and College Preparatory			-	-	-	8	-	27	-	24

a/ Course title for First and Second Quarters - Explosive Ordnance Disposal; Third and Fourth Quarters reflect Surface Ordnance Disposal and Explosive Ordnance Disposal Requalification.

b/ Air National Guard.

c/ Two officers omitted erroneously.

d/ Graduated in error.

e/ Initial report indicates 88 New Students, 2 Attrition and 135 Under Instruction; previous figures not available.

f/ Twenty-three Officers Under Instruction in USN Combat Information Center picked up as Graduates in Navy Counter Intelligence Course.

g/ Information as to discrepancy of 3 Enlisted not available.

Source: AF-TI.

TABLE 279- USAF PROFESSIONAL AND TECHNOLOGICAL MILITARY TRAINING OF AIR FORCE PERSONNEL
AT CIVILIAN SCHOOLS AND HOSPITALS - FY 1951

(Figures in parentheses indicate Negro personnel and are included in the totals. Figures in the Third Quarter of this table do not audit with figures of the previous quarter because of difficulties experienced in transferring responsibilities for reporting from Air Materiel Command to Air University.)

Type of Training	Total	First Quarter	Second Quarter	Third Quarter	Fourth Quarter
	New Students				
<u>Total</u>	(2) 862	241	65	(1) 139	(1) 417
<u>Officer - Total</u>	478	241	65	60	112
Accounting	4	4	-	-	-
Advanced Management	42	31	1	10	-
Bio-Radiology	1	-	-	-	1
Business Administration	26	25	1	-	-
Chemistry, Engineering	2	-	-	-	2
Cost, Statistical and Management Analysis	1	1	-	-	-
Criminology	-	-	-	-	-
Dental Students	-	-	-	-	-
Economics	8	8	-	-	-
Education	16	16	-	-	-
Electronics (Physics)	-	-	-	-	-
Engineering, Aeronautical	40	20	1	-	19
Engineering, Civil	8	-	-	-	8
Engineering, Electrical	16	6	-	2	8
Engineering, Mechanical	7	2	-	-	5
Foreign Economics	1	1	-	-	-
Foreign Languages	57	-	-	32	25
Geo Physics	3	2	-	-	1
Geology	-	-	-	-	-
Guided Missiles	20	3	-	1	16
Industrial and Production Engineering	-	-	-	-	-
Industrial Planning	-	-	-	-	-
International Relations	4	2	-	1	1
Interns	8	-	-	7	1
Journalism	-	-	-	-	-
Law	-	-	-	-	-
Legislative Law	-	-	-	-	-
Managerial-Production Management	-	-	-	-	-
Mathematics	3	2	-	-	1
Medical, Dental	-	-	-	-	-
Medical, Internal Medicine	-	-	-	-	-
Medical, Nursing, General	1	-	-	-	1
Medical, Preventive Medicine	1	1	-	-	-
Medical Resident Course	8	-	-	3	5
Metallurgy	1	1	-	-	-
Meteorology	71	15	a/ 55	-	1
Military Science	2	-	1	-	1
Nuclear Chemistry	4	-	-	-	4
Nuclear Engineer	18	13	-	-	5
Nuclear Physics	18	11	3	-	4
Oceanography	-	-	-	-	-
Personnel Management	1	1	-	-	-
Physics	2	-	1	1	-
Police Administration	-	-	-	-	-
Political Science	3	3	-	-	-
Psychology	8	5	-	1	2
Public Administration	-	-	-	-	-
Public Relations	-	-	-	-	-
Radiological Defense	4	2	1	-	1
Reactor Technology	-	-	-	-	-
Safety Education	1	-	-	1	-
Safety Engineering	1	1	-	-	-
Seismology	-	-	-	-	-
Sociology	-	-	-	-	-
Special Courses	6	6	-	-	-
Statistics and Statistical Analysis	-	-	-	-	-
Transportation	59	59	-	-	-
Veterinary Course	-	-	-	-	-
All Others	2	-	1	1	-
<u>Enlisted - Total</u>	(2) 384	-	-	(1) 79	(1) 305
Foreign Languages	(2) 384	-	-	(1) 79	(1) 305

TABLE 279—, USAF PROFESSIONAL AND TECHNOLOGICAL MILITARY TRAINING OF AIR FORCE PERSONNEL
AT CIVILIAN SCHOOLS AND HOSPITALS — FY 1951 — CONTINUED

(Figures in parentheses indicate Negro personnel and are included in the totals. Figures in the Third Quarter of this table do not audit with figures of the previous quarter because of difficulties experienced in transferring responsibilities for reporting from Air Materiel Command to Air University.

Type of Training	Total	First Quarter	Second Quarter	Third Quarter	Fourth Quarter
<u>Total</u>	b/ 459	b/ 362	69	10	18
<u>Officer - Total</u>	455	362	69	10	14
Accounting	23	23	-	-	-
Advanced Management	-	-	-	-	-
Bio-Radiology	-	-	-	-	-
Business Administration	3	3	-	-	-
Chemistry, Engineering	5	5	-	-	-
Cost, Statistical and Management Analysis	1	-	1	-	-
Criminology	1	1	-	-	-
Dental Students	-	-	-	-	-
Economics	2	2	-	-	-
Education	1	-	-	1	-
Electronics (Physics)	8	8	-	-	-
Engineering, Aeronautical	23	19	-	-	4
Engineering, Civil	26	26	-	-	-
Engineering, Electrical	178	177	-	1	-
Engineering, Mechanical	1	1	-	-	-
Foreign Economics	2	1	1	-	-
Foreign Languages	7	-	-	-	7
Geo Physics	-	-	-	-	-
Geology	1	1	-	-	-
Guided Missiles	2	1	-	1	-
Industrial and Production Engineering	2	2	-	-	-
Industrial Planning	-	-	-	-	-
International Relations	2	-	2	-	-
Interns	-	-	-	-	-
Journalism	1	-	-	-	1
Law	1	-	-	-	1
Legislative Law	-	-	-	-	-
Managerial-Production Management	2	2	-	-	-
Mathematics	2	-	1	1	-
Medical, Dental	1	1	-	-	-
Medical, Internal Medicine	1	1	-	-	-
Medical, Nursing, General	-	-	-	-	-
Medical, Preventive Medicine	1	1	-	-	-
Medical Resident Course	-	-	-	-	-
Metallurgy	1	-	1	-	-
Meteorology	12	11	-	1	-
Military Science	4	2	1	-	1
Nuclear Chemistry	1	1	-	-	-
Nuclear Engineer	-	-	-	-	-
Nuclear Physics	3	-	1	1	1
Oceanography	-	-	-	-	-
Personnel Management	-	-	-	-	-
Physics	24	21	3	-	-
Police Administration	-	-	-	-	-
Political Science	-	-	-	-	-
Psychology	6	6	-	-	-
Public Administration	-	-	-	-	-
Public Relations	1	1	-	-	-
Radiological Defense	1	-	1	-	-
Reactor Technology	1	-	-	1	-
Safety Education	1	1	-	-	-
Safety Engineering	1	-	-	1	-
Seismology	-	-	-	-	-
Sociology	-	-	-	-	-
Special Courses	1	-	-	1	-
Statistics and Statistical Analysis	3	3	-	-	-
Transportation	c/ 59	2	c/ 57	-	-
Veterinary Course	-	-	-	-	-
All Other	40	39	-	1	-
<u>Enlisted - Total</u>	4	-	-	-	4
Foreign Languages	4	-	-	-	4

TABLE 279 - USAF PROFESSIONAL AND TECHNOLOGICAL MILITARY TRAINING OF AIR FORCE PERSONNEL
AT CIVILIAN SCHOOLS AND HOSPITALS - FY 1951 - CONTINUED

(Figures in parentheses indicate Negro personnel and are included in the totals. Figures in the Third Quarter of this table do not audit with figures of the previous quarter because of difficulties experienced in transferring responsibilities for reporting from Air Materiel Command to Air University.)

Type of Training	Total	First Quarter	Second Quarter	Third Quarter	Fourth Quarter
	Graduates				
<u>Total</u>	<u>663</u>	<u>155</u>	<u>16</u>	<u>85</u>	<u>407</u>
<u>Officer - Total</u>	<u>663</u>	<u>155</u>	<u>16</u>	<u>85</u>	<u>407</u>
Accounting	26	2	2	5	17
Advanced Management	78	48	-	-	30
Bio-Radiology	-	-	-	-	-
Business Administration	25	-	1	3	21
Chemistry, Engineering	7	-	-	2	5
Cost, Statistical and Management Analysis	-	-	-	-	-
Criminology	1	-	1	-	-
Dental Students	145	-	-	-	145
Economics	3	1	-	-	2
Education	13	4	-	4	5
Electronics (Physics)	3	-	-	-	3
Engineering, Aeronautical	51	8	3	7	33
Engineering, Civil	8	2	1	2	3
Engineering, Electrical	29	3	1	8	17
Engineering, Mechanical	10	2	-	4	4
Foreign Economics	-	-	-	-	-
Foreign Languages	3	1	-	-	2
Geo Physics	-	-	-	-	-
Geology	1	1	-	-	-
Guided Missiles	26	-	-	7	19
Industrial and Production Engineering	2	2	-	-	-
Industrial Planning	5	4	-	1	-
International Relations	26	5	-	14	7
Interns	3	-	-	-	3
Journalism	1	1	-	-	-
Law	27	7	3	4	13
Legislative Law	1	1	-	-	-
Managerial-Production Management	13	7	-	3	3
Mathematics	3	1	-	-	2
Medical, Dental	-	-	-	-	-
Medical, Internal Medicine	-	-	-	-	-
Medical, Nursing, General	3	-	-	1	2
Medical, Preventive Medicine	-	-	-	-	-
Medical Resident Course	14	-	-	-	14
Metallurgy	1	-	-	-	1
Meteorology	23	13	-	4	6
Military Science	14	12	-	1	1
Nuclear Chemistry	3	-	-	-	3
Nuclear Engineer	1	-	-	-	1
Nuclear Physics	12	1	-	1	10
Oceanography	-	-	-	-	-
Personnel Management	8	7	-	1	-
Physics	15	1	1	7	6
Police Administration	3	1	-	-	2
Political Science	2	1	-	-	1
Psychology	21	8	3	2	8
Public Administration	-	-	-	-	-
Public Relations	5	5	-	-	-
Radiological Defense	2	-	-	-	2
Reactor Technology	-	-	-	-	-
Safety Education	3	1	-	2	-
Safety Engineering	-	-	-	-	-
Seismology	-	-	-	-	-
Sociology	-	-	-	-	-
Special Course	-	-	-	-	-
Statistics and Statistical Analysis	6	-	-	2	4
Transportation	4	4	-	-	-
Veterinary Course	12	-	-	-	12
All Other	1	1	-	-	-
<u>Enlisted - Total</u>	-	-	-	-	-
Foreign Languages	-	-	-	-	-

TABLE 279 - USAF PROFESSIONAL AND TECHNOLOGICAL MILITARY TRAINING OF AIR FORCE PERSONNEL AT CIVILIAN SCHOOLS AND HOSPITALS - FY 1951 - CONTINUED

(Figures in parentheses indicate Negro personnel and are included in the totals. Figures in the Third Quarter of this table do not audit with figures of the previous quarter because of difficulties experienced in transferring responsibilities for reporting from Air Materiel Command to Air University.)

Type of Training	Total	30 September (1950)	31 December	31 March (1951)	30 June
		Under Instruction			
<u>Total</u>		683	663	(1) a/ 1,220	(4) 1,172
<u>Officer - Total</u>		683	663	1,141	(2) 792
Accounting		30	28	23	6
Advanced Management		31	32	42	12
Bio-Radiology		-	-	-	1
Business Administration		50	50	47	26
Chemistry, Engineering		7	7	6	2
Cost, Statistical and Management Analysis		1	-	-	-
Criminology		1	-	-	-
Dental Students		-	-	148	4
Economics		6	6	6	4
Education		13	13	10	3
Electronics (Physics)		6	6	6	3
Engineering, Aeronautical		73	71	64	46
Engineering, Civil		16	15	13	18
Engineering, Electrical		53	52	46	36
Engineering, Mechanical		9	9	5	6
Foreign Economics		1	-	-	-
Foreign Languages		2	2	34	50
Geo Physics		4	4	4	5
Geology		-	-	-	-
Guided Missiles		42	42	46	31
Industrial and Production Engineering		-	-	-	-
Industrial Planning		1	1	-	-
International Relations		23	21	10	4
Interns		-	-	223	218
Journalism		-	-	-	-
Law		23	20	18	4
Legislative Law		-	-	-	-
Managerial-Production Management		5	5	3	-
Mathematics		6	5	4	3
Medical, Dental		-	-	-	-
Medical, Internal Medicine		1	1	-	-
Medical, Nursing, General		-	-	37	(2) 36
Medical, Preventive Medicine		-	-	-	-
Medical Resident Course		-	-	69	59
Metallurgy		3	2	2	1
Meteorology		50	105	e/ 95	90
Military Science		3	3	3	1
Nuclear Chemistry		11	11	11	12
Nuclear Engineer		30	30	30	34
Nuclear Physics		39	41	40	32
Oceanography		-	-	-	-
Personnel Management		2	2	1	1
Physics		24	21	15	9
Police Administration		2	2	2	-
Political Science		2	2	2	1
Psychology		19	16	14	8
Public Administration		-	-	-	-
Public Relations		-	-	-	-
Radiological Defense		9	9	9	8
Reactor Technology		-	-	5	5
Safety Education		2	2	2	1
Safety Engineering		1	1	-	-
Seismology		-	-	-	-
Sociology		-	-	1	1
Special Courses		6	6	-	-
Statistics and Statistical Analysis		8	8	6	2
Transportation		66	9	9	9
Veterinary Course		-	-	12	-
All Other		2	3	18	-
<u>Enlisted - Total</u>		-	-	(1) 79	(2) 380
Foreign Languages		-	-	(1) 79	(2) 380

a/ 54 Transferred from Transportation Course.

b/ The number withdrawn because of the reduced program was 290.

c/ 54 Transferred to Meteorology Course.

d/ Includes Medical Students reported for the first time as follows: Dental-148; Interns-223; Medical Resident-69; Medical Nursing-40; and Veterinary-12.

e/ Five students failed to report to school.

TABLE 280— USAF CIVILIAN EMPLOYEE TRAINING BY AREA OF TRAINING IN CONTINENTAL US — FY 1951

(Table below shows the training received by civilian employees of the Air Force in the Continental United States during the period from 1 July 1950 through 30 June 1951. Man-hours of on-the-job and off-the-job training are shown for the same period.)

Area of Training	Number of Course Completions ^{a/}	Per- cent of Total Comple- tions	Total Trainee Hours	On-the-Job		Off-the-Job	
				Number of Trainee Hours	Percent of Total Trainee Hours in Area	Number of Trainee Hours	Percent of Total Trainee Hours in Area
JULY THROUGH DECEMBER, 1950							
<u>Total</u>	<u>85,779</u>	<u>100.0</u>	<u>1,868,712</u>	<u>1,016,829</u>	<u>54.4</u>	<u>851,883</u>	<u>45.6</u>
Apprentice	39	-	147,128	44,820	30.5	102,308	69.5
Clerical	4,146	4.8	167,278	82,306	49.2	84,972	50.8
Inspecting and Testing	118	.1	7,767	5,336	68.8	2,431	31.2
Orientation	35,200	41.1	150,566	68,179	45.3	82,387	54.7
Protective and Personal Services	6,807	7.9	318,173	213,235	67.0	104,938	33.0
Safety and Health	10,049	11.7	33,006	4,492	13.6	28,514	86.4
Semiskilled and Unskilled	12,917	15.1	125,936	37,200	29.5	88,736	70.5
Skilled Trades	3,369	3.9	284,442	171,862	60.4	112,580	39.6
Supervision and Management	8,956	10.5	191,804	24,829	12.9	166,975	87.1
Supply	3,099	3.6	162,848	142,708	87.6	20,140	12.4
Technical, Scientific, and Profes- sional	1,079	1.3	279,764	221,862	79.3	57,902	20.7
JANUARY THROUGH JUNE, 1951							
<u>Total</u>	<u>205,950</u>	<u>100.0</u>	<u>4,440,712</u>	<u>2,565,450</u>	<u>57.8</u>	<u>1,875,262</u>	<u>42.2</u>
Apprentice	74	-	144,728	43,557	30.1	101,171	69.9
Clerical	6,197	3.0	451,065	256,322	56.8	194,743	43.2
Inspecting and Testing	646	.3	27,744	13,759	49.6	13,985	50.4
Orientation	82,895	40.3	208,652	23,636	11.3	185,016	88.7
Protective and Personal Services	29,380	14.3	433,925	265,757	61.2	168,168	38.8
Safety and Health	27,386	13.3	54,566	6,309	11.6	48,257	88.4
Semiskilled and Unskilled	12,188	5.9	218,271	60,383	27.7	157,888	72.3
Skilled Trades	12,160	5.9	1,594,059	1,123,889	70.5	470,170	29.5
Supervision and Management	25,439	12.4	283,258	19,901	7.0	263,357	93.0
Supply	7,427	3.6	374,330	256,547	68.5	117,783	31.5
Technical, Scientific, and Profes- sional	2,158	1.0	650,114	495,390	76.2	154,724	23.8


a/ A course completion refers to one course satisfactorily completed by an employee. Only those employees who satisfactorily completed the courses in which they were enrolled are included.

Source: Career Planning and Training Division, Office, Director of Civilian Personnel, Hq. USAF.



PART XVII

MEDICAL



MEDICAL

The tables published in this section of the "USAF Statistical Digest" include data that has been approved for publication by the Office of the Surgeon General, USAF in coordination with the Directorate of Statistical Services. These tables cover such subjects as admissions to USAF medical treatment facilities, non-hospital work load, bed occupancy, Veterinary food inspection service, Veterinary animal services, and dental health activities.

Medical statistics for FEAF and Korea, as reported by the "FEAF Command Reference Book" and Summaries, may be found in the area called "Korean Air Activity", the first section in this publication.

MORBIDITY AND BED STATISTICS

The morbidity tables in this section cover US Military personnel on active duty at US Air Force bases unless otherwise indicated. Command breakdowns shown therein are based on reports submitted by medical treatment facilities under the jurisdiction of the command shown. They do not necessarily reflect personnel assigned to the particular command, since personnel of commands other than the one operating the medical facility may be included therein. Prior to June 1951 the average strengths were broken to indicate white and colored. June data are based on a new reporting system, showing Negro and Other, the latter representing all personnel other than Negro.

Table 257 includes data on admissions of USAF Active Military Personnel to Medical treatment facilities. This is shown by Month and by USFMS Regions (Continental US) and by Month and Command (Overseas). Comparable information on this subject has been published in the "USAF Statistical Digest" for Continental US since July 1943 but has been made available for Overseas only for FY 1951. A resume of such data as of the end of the month reported semi-annually for the period July 1943 through June 1951 is found in the table below:

Year	Mean Strength ^{a/}			All Causes		Injury	
	Total	White	Colored	Cases	Rates ^{b/}	Cases	Rate ^{b/}
Continental							
1943							
July	1,651,916	1,560,672	91,244	105,034	661	12,121	76
December . .	1,568,662	1,462,246	106,416	154,335	1,023	9,144	61
1944							
June	1,350,481	1,264,925	85,556	68,989	531	8,785	68
December . .	1,240,790	1,167,508	73,282	57,912	485	5,923	50
1945							
June	1,118,712	1,052,054	66,658	52,710	490	5,126	48
December . .	570,470	526,076	44,394	18,101	412	1,380	31
1946							
June	296,535	265,094	31,441	11,108	487	1,008	44
December . .	239,381	217,281	22,100	7,502	407	650	35
1947							
June	200,368	187,719	12,649	6,068	394	766	50
December . .	224,062	207,733	16,329	6,050	351	879	51
1948 ^{c/}							
June	249,825	233,859	15,966	7,607	365	1,028	49
December . .	253,700	238,364	15,336	7,390	325	1,067	47
1949 ^{c/}							
June	267,315	254,755	12,560	8,078	364	1,069	48
December . .	306,762	287,450	19,312	7,564	296	1,154	45
1950							
June ^{c/} . .	288,823	270,210	18,613	7,500	312	1,233	51
December . .	362,005	343,300	18,705	12,166	307	1,651	42
1951							
June	558,452	534,717	23,735	14,501	338	1,918	45
Overseas							
December 1950	144,497	134,769	9,728	8,654	547	923	59
June 1951 .	183,370	167,589	15,781	5,424	385	903	64

^{a/} The mean strength is based on the average daily reported strength during the reporting period. These figures may not agree with command strength figures shown elsewhere in this volume since the latter are generally end of the month figures.

^{b/} Rates are per 1,000 strength per year and show the number of admissions that would occur during a year if the number of cases per 1,000 in the reporting period were the same for all periods in the year.

^{c/} The data for January 1948 through June 1950 were reported quarterly. Therefore the rates and mean strength as given for the quarter were used, and the number of cases per month was approximated as one third of the quarterly figure.

Corresponding data for omitted months may be found in this and previous publications of the "USAF Statistical Digest".

The source for Morbidity and Bed and Patients statistics covered in this publication was "Statistical Health Report" (WD AGO Form 8-122). The Out-patient data was compiled from sections 5 and 6 of the report sheet "Sick and Wounded" (WD AGO Form 8-23).

MEDICAL — CONTINUED

DEFINITIONS

BEDS, OCCUPIED

These are the beds in a medical treatment facility which are currently assigned to patients. Excluded are beds for patients who are on leave or absent without leave or who are subsiding elsewhere.

BEDS, OPERATING

Operating beds are those medical treatment facility beds which are currently set up and in all respects ready for the care of patients, and which the facility is staffed and equipped to operate.

STRENGTH SERVED

This category includes not only those US Military active duty personnel for whom a base holds sick call, but also those US Military active duty personnel reporting elsewhere for sick call but referred to the base when hospitalization is required. It will be seen that the "mean strength" shown in tables and will in many cases be less than the "strength served" as shown in table

OUT-PATIENT VISITS

These are counted as follows: One visit is counted for each out-patient (not excused from duty) who on a given day presents himself for medical advice and/or treatment. On any given day, only one visit is counted for one individual out-patient regardless of the number of times the patient is seen.

PHYSICAL EXAMINATION

These examinations include only routine physical examinations performed in accordance with USAF directives; physical inspections as of food handlers or barbers, are not included, nor are examinations for personnel reporting sick.

USPES REGIONS

These regions are constituted as follows:

REGIONS	STATES
I	Connecticut, Maine, Massachusetts, New Hampshire, Rhode Island, and Vermont
II	Delaware, New Jersey, New York, and Pennsylvania
III	District of Columbia, Maryland, North Carolina, Virginia, and West Virginia
IV	Kentucky, Michigan, and Ohio
V	Illinois, Indiana, Minnesota, and Wisconsin
VI	Alabama, Florida, Georgia, Mississippi, Tennessee, and South Carolina
VII	Iowa, Kansas, Missouri, Nebraska, North Dakota, and South Dakota
VIII	Arkansas, Louisiana, New Mexico, Oklahoma, and Texas
IX	Colorado, Idaho, Montana, Utah, and Wyoming
X	Arizona, California, Nevada, Oregon, and Washington

DENTAL

Table 284 indicates USAF dental health and dental activities at USAF installations. Definitions of all pertinent terms are included with the table.

VETERINARY

Veterinary Food Inspection Service statistics were not made available until the last half of FY 1949. The following comparative statistics over the periods covered may be found in the table below: (This table indicates inspection service incident to procurement and reflects the pounds of food of animal origin inspected by the Veterinary Corps for this purpose.)

FOODS INSPECTED BY USAF VETERINARY INCIDENT TO PROCUREMENT SUMMARY

(See Table 285 for Food Class definitions.)

Classes 3, 4, and 8 Foods (In Pounds)			
Fiscal Year	Worldwide	Continental US	Overseas
<u>Last Half 1949</u>			
Accepted	81,934,306	76,888,071	5,046,235
Rejected	1,240,235	1,235,682	4,553
<u>1950.</u>			
Accepted	190,541,534	182,225,831	8,315,703
Rejected	2,919,990	2,898,824	21,166
<u>1951</u>			
Accepted	301,026,184	273,233,569	27,792,615
Rejected	5,069,926	4,968,107	101,819

FY 1951 reflected an increase of 112,634,568 pounds inspected over FY 1950 with 2,149,936 pounds rejected.

+

TABLE 281 - ADMISSION OF US ACTIVE MILITARY PERSONNEL TO USAF MEDICAL TREATMENT FACILITIES - FY 1951

(Admissions include those patients who are directly admitted to hospitals, infirmaries, dispensaries and quarters and cases carded for record only. In the latter category are deaths and discharges for disability of personnel not patients and venereal disease cases treated on an outpatient basis. Rates are per 1,000 strength per year and show the number of admissions that would occur during a year if the number of cases per 1,000 in the reporting period were the same for all periods in the year. June data reflect Negroid and Other instead of White and Colored.)

Month and Location	Average Strength a/			All Causes		Injury	
	Total	White	Colored	Cases	Rates	Cases	Rates
WORLDWIDE							
<u>Total</u>	<u>557,164</u>	<u>527,620</u>	<u>29,544</u>	<u>239,263</u>	<u>429</u>	<u>27,496</u>	<u>49</u>
CONTINENTAL US BY MONTH b/							
<u>Total</u>	<u>409,164</u>	<u>389,246</u>	<u>19,918</u>	<u>164,676</u>	<u>402</u>	<u>18,164</u>	<u>44</u>
July (1950)	283,555	264,883	18,672	6,992	321	1,137	52
August	281,833	263,665	18,168	7,505	346	1,223	56
September	303,445	284,566	18,879	8,783	301	1,351	46
October	337,042	316,566	20,476	7,678	296	1,178	45
November	350,661	330,153	20,508	8,247	306	1,302	49
December	362,005	343,300	18,705	12,166	307	1,651	42
January (1951)	431,514	412,191	19,323	15,380	463	1,397	42
February	461,424	441,704	19,720	24,988	704	1,365	38
March	488,121	468,006	20,115	20,798	554	1,539	41
April	511,505	491,481	20,024	17,769	452	1,699	44
May	540,416	519,721	20,695	19,869	382	2,404	46
June	558,452	534,717	23,735	14,501	338	1,918	45
CONTINENTAL US BY USPHS REGIONS c/							
<u>Total</u>	<u>409,164</u>	<u>389,246</u>	<u>19,918</u>	<u>164,676</u>	<u>402</u>	<u>18,164</u>	<u>44</u>
Region I	13,875	12,710	1,165	5,580	402	644	46
Region II	21,327	20,467	860	12,092	567	935	44
Region III	19,126	18,040	1,086	7,001	366	996	52
Region IV	12,530	12,087	443	4,549	363	703	56
Region V	29,260	28,053	1,207	8,551	292	973	33
Region VI	75,383	71,193	4,190	27,864	370	3,453	46
Region VII	9,513	9,253	260	3,151	331	475	50
Region VIII	134,803	128,797	6,006	56,126	416	5,367	40
Region IX	29,433	27,999	1,434	17,626	599	1,157	39
Region X	63,914	60,647	3,267	22,136	346	3,461	54

TABLE 281 - ADMISSION OF US ACTIVE MILITARY PERSONNEL TO USAF MEDICAL
TREATMENT FACILITIES - FY 1951 - CONTINUED

Month and Location	Average Strength a/			All Causes		Injury	
	Total	White	Colored	Cases	Rates	Cases	Rates
	OVERSEAS BY MONTH b/						
<u>Total</u>	<u>148,000</u>	<u>138,374</u>	<u>9,626</u>	<u>74,587</u>	<u>504</u>	<u>9,332</u>	<u>63</u>
July (1950)	107,665	100,140	7,525	3,335	403	459	55
August	120,669	112,273	8,396	4,183	451	582	63
September	134,513	126,434	8,079	6,026	466	868	67
October	139,575	129,903	9,672	4,960	462	673	63
November	141,687	131,910	9,777	5,275	484	723	66
December	144,497	134,769	9,728	8,654	547	923	59
January (1951)	158,731	149,794	8,937	8,281	678	836	68
February	156,265	147,391	8,874	7,329	610	810	68
March	159,784	150,927	8,857	6,839	556	718	58
April	165,892	155,872	10,020	6,828	535	822	64
May	163,349	153,487	9,862	7,453	475	1,015	65
June	183,370	167,589	15,781	5,424	385	903	64
	OVERSEAS BY COMMAND						
<u>Total</u>	<u>148,000</u>	<u>138,374</u>	<u>9,626</u>	<u>74,587</u>	<u>504</u>	<u>9,332</u>	<u>63</u>
Far East Air Forces	70,928	64,278	6,650	37,763	532	3,915	55
Twelfth Air Force	16,329	15,590	739	7,966	488	1,056	65
Third Air Force	16,089	15,686	403	9,029	561	934	58
Military Air Transport Service							
Atlantic Division	4,676	4,599	77	2,286	489	325	69
Pacific Division	8,121	7,498	623	2,802	345	259	32
Northeast Air Command	4,551	4,493	58	2,557	562	384	84
Alaskan Air Command	23,699	22,699	1,000	10,799	456	2,294	97
Caribbean Air Command	1,360	1,344	16	341	251	16	12
Strategic Air Command	2,247	2,187	60	1,044	465	149	66

a/ Average strength includes only those US Active Military Personnel for whom a base holds sick call. The figures will not agree with personnel strengths shown elsewhere in this publication since the latter are generally end of month figures unless otherwise indicated.

b/ September (1950), December (1950), and March (1951) are based on 5 week periods; June (1951) is based on 33 day period; the other months are based on 4 week periods.

c/ USPHS Regions refer to United States Public Health Service Regions. (Explanation of these regions may be found in the introduction to this section.)

Source: AF-MLB, DD Form 442.

TABLE 282— AVERAGE STRENGTH AND SELECTED ITEMS NON-HOSPITAL WORK LOAD— FY 1951

Month and Location	Average Strength a/			Out-Patient Visits				Complete Physical Exami- nations	Vacci- nations and Immu- nizations
	Total	All Female	Colored Male b/	Total	Type of Personnel		Other c/		
					US Active Military Service Personnel				
					Total	Percent of Total Visits			
WORLDWIDE									
<u>Total</u>	<u>557,164</u>	<u>5,465</u>	<u>29,544</u>	<u>5,392,743</u>	<u>3,327,436</u>	<u>62</u>	<u>2,065,307</u>	<u>1,043,319</u>	<u>4,142,658</u>
* CONTINENTAL US BY MONTH a/									
<u>Total</u>	<u>409,164</u>	<u>5,138</u>	<u>19,918</u>	<u>4,103,389</u>	<u>2,400,354</u>	<u>58</u>	<u>1,703,035</u>	<u>923,286</u>	<u>3,416,597</u>
July (1950)	283,555	3,504	18,672	142,247	87,555	62	54,692	67,996	237,075
August	281,833	3,799	18,168	230,688	130,477	57	100,211	74,584	188,434
September	303,445	3,771	18,879	231,696	142,588	61	89,108	67,130	282,486
October	337,042	4,149	20,476	226,068	131,876	58	94,192	61,289	222,481
November	350,661	4,501	20,508	228,269	122,347	54	105,922	52,528	198,902
December	362,005	4,727	18,705	283,784	161,133	57	122,651	71,365	262,892
January (1951)	431,514	5,109	19,323	372,275	218,579	59	153,696	131,631	488,736
February	461,424	5,253	19,720	420,923	259,888	62	161,035	90,317	314,583
March	488,121	5,923	20,115	413,972	246,036	59	167,936	81,602	300,187
April	511,505	6,383	20,024	481,080	275,143	57	205,937	70,051	263,752
May	540,416	6,685	20,695	585,049	342,147	58	242,902	73,577	337,621
June	558,452	7,849	23,735	487,338	282,585	58	204,753	81,216	319,448
CONTINENTAL US BY COMMAND									
<u>Total</u>	<u>409,164</u>	<u>5,138</u>	<u>19,918</u>	<u>4,103,389</u>	<u>2,400,354</u>	<u>58</u>	<u>1,703,035</u>	<u>923,286</u>	<u>3,416,597</u>
Strategic Air Command	74,309	552	4,182	758,223	413,901	55	344,322	73,563	733,319
Continental Air Command	40,200	468	2,220	225,612	177,939	79	47,673	108,188	247,898

Air Research and Development Command . . .	1,671	22	77	27,296	9,968	36	17,328	2,272	4,172
Tactical Air Command	17,064	193	652	154,709	119,563	77	35,146	25,771	80,416
Air Defense Command	24,498	414	973	195,964	146,206	75	49,758	17,884	70,525
Military Air Transport Service	10,692	148	686	58,006	38,567	66	19,439	79,376	33,192
Air Proving Ground	7,829	75	623	59,650	30,911	52	28,739	11,430	15,475
Air Materiel Command	28,810	308	1,174	789,158	150,546	19	638,612	166,930	266,091
Air Training Command	182,267	2,701	8,188	1,574,057	1,171,478	74	402,579	385,579	1,875,265
Air University	6,712	152	339	81,559	46,189	57	35,370	31,775	23,690
Headquarters Command, USAF	10,798	104	628	140,196	75,173	54	65,023	15,932	55,976
Special Weapons Command	3,164	1	153	31,557	16,350	52	15,207	3,651	8,292
Long Range Proving Ground	1,150	-	23	7,402	3,563	48	3,839	935	2,286

OVERSEAS BY MONTH d/

<u>Total</u>	<u>148,000</u>	<u>327</u>	<u>9,626</u>	<u>1,289,354</u>	<u>927,082</u>	<u>72</u>	<u>362,272</u>	<u>120,033</u>	<u>726,061</u>
July (1950)	107,665	249	7,525	61,673	40,304	65	21,369	8,956	34,455
August	120,669	245	8,396	79,626	54,110	68	25,516	8,977	36,315
September	134,513	244	8,079	99,702	72,802	73	26,900	8,602	79,559
October	139,575	277	9,672	96,113	68,070	71	28,043	9,711	44,439
November	141,687	298	9,777	92,422	63,806	69	28,616	7,956	34,355
December	144,497	317	9,728	115,930	84,501	73	31,429	9,304	29,674
January (1951)	158,731	303	8,937	121,777	93,085	76	28,692	12,185	35,575
February	156,265	309	8,874	110,495	78,559	71	31,936	10,463	75,419
March	159,784	333	8,857	116,336	84,531	73	31,805	10,882	52,366
April	165,892	320	10,020	129,919	93,676	72	36,243	9,791	70,097
May	163,349	349	9,862	137,745	99,738	72	38,007	10,438	118,716
June	183,370	678	15,781	127,616	93,900	74	33,716	12,768	115,091

OVERSEAS BY COMMAND

<u>Total</u>	<u>148,000</u>	<u>327</u>	<u>9,626</u>	<u>1,289,354</u>	<u>927,082</u>	<u>72</u>	<u>362,272</u>	<u>120,033</u>	<u>726,061</u>
Far East Air Forces	70,928	77	6,650	665,075	550,908	83	114,167	40,795	486,655
Twelfth Air Force	16,329	121	739	256,448	124,246	48	132,202	32,633	82,240
Third Air Force	16,089	4	403	78,612	67,908	86	10,704	6,109	13,797
Military Air Transport Service									
Atlantic Division	4,676	3	77	41,918	25,700	61	16,218	3,831	17,672
Pacific Division	8,121	22	623	59,387	40,638	68	18,749	7,235	56,245
Northeast Air Command	4,551	87	58	29,660	17,589	59	12,071	8,890	7,382
Alaskan Air Command	23,699	11	1,000	119,509	79,783	67	39,726	18,339	79,427
Caribbean Air Command	1,360	1	16	12,192	6,317	52	5,875	1,158	11,948
Strategic Air Command	2,247	1	60	26,553	13,993	53	12,560	1,043	10,695

a/ Average strength includes only those US Active Military Personnel for whom a base holds sick call. The figures will not agree with personnel strengths shown elsewhere in this publication since the latter are generally end of month figures unless otherwise indicated.

b/ June data reflect Negroid instead of Colored as shown in other months of the fiscal year.

c/ Includes other than Active Military Service personnel, i.e. retired personnel, dependents, VA beneficiaries, Coast Guards, Civilians, etc.

d/ September (1950), December (1950), and March (1951) are based on 5 week periods; June (1951) is based on 33 day period; the other months are based on 4 week periods.

Source: AF - M3, DD Form 444.

TABLE 283- UTILIZATION OF USAF HOSPITALS AND INFIRMARIES - FY 1951

Month and Location	Average Strength Served a/	Admissions to Hospital and Infirmary			Beds b/							
		Total	US Active Military Service Personnel	Others	Operating	Occupied		Occupants				
						Total	Percent of Operating	Air Force	Army	Navy	Civilian	Other
WORLDWIDE												
Total c/	478,987	260,570	203,371	57,199	9,081	6,401	70	4,834	531	59	960	17
CONTINENTAL US BY MONTH d/												
Total c/	392,332	213,937	167,227	46,710	7,131	5,284	74	4,209	230	47	785	13
July (1950)	269,989	8,728	5,628	3,100	4,825	2,783	58	2,107	93	23	548	12
August	273,503	9,044	6,338	2,706	5,015	3,221	64	2,449	104	24	621	23
September	307,761	11,123	7,450	3,673	5,075	3,275	64	2,509	107	25	626	8
October	327,881	9,219	6,418	2,801	5,275	3,446	65	2,786	85	20	547	8
November	335,329	9,801	6,898	2,903	5,525	3,635	66	2,978	70	29	553	5
December	356,866	13,895	10,120	3,775	5,975	3,991	67	3,088	147	35	710	11
January (1951)	419,714	21,919	17,823	4,096	7,372	6,848	93	5,645	322	89	785	7
February	445,867	29,932	25,762	4,170	8,107	7,528	93	6,224	347	63	886	8
March	458,684	25,897	21,244	4,653	8,792	7,085	81	5,607	414	67	993	4
April	475,195	24,400	19,415	4,985	9,063	7,171	79	5,687	348	56	1,064	16
May	505,305	26,929	21,905	5,024	9,844	7,111	72	5,674	311	45	1,066	15
June	531,888	23,050	18,226	4,824	10,707	7,303	68	5,750	409	83	1,027	34
CONTINENTAL US BY COMMAND												
Total c/	392,332	213,937	167,227	46,710	7,131	5,284	74	4,209	230	47	785	13
Strategic Air Command	75,384	47,346	34,726	12,620	1,507	998	66	711	57	17	212	1
Continental Air Command	24,124	8,074	6,098	1,976	445	247	55	205	7	1	32	2
Air Research and Development Command	2,030	1,061	677	384	35	29	83	21	1	-	7	-
Tactical Air Command	11,638	5,073	4,498	575	186	124	67	111	3	1	9	-
Air Defense Command	18,016	6,510	5,568	942	256	162	63	139	5	-	17	1
Military Air Transport Service	10,570	8,618	7,102	1,516	246	216	88	164	22	7	23	-
Air Proving Ground	8,411	4,320	2,653	1,667	146	108	74	79	1	-	28	-
Air Materiel Command	27,793	17,040	12,072	4,968	609	493	81	357	47	6	83	-
Air Training Command	188,163	101,474	85,896	15,578	3,119	2,444	78	2,092	70	12	262	8
Air University	6,712	6,886	2,821	4,065	363	325	89	242	9	2	71	1
Headquarters Command, USAF	14,567	5,806	3,722	2,084	171	113	66	72	5	1	35	-
Special Weapons Command	2,967	1,007	999	8	23	8	35	8	-	-	-	-
Long Range Proving Ground	1,957	722	395	327	25	17	68	8	3	-	6	-

OVERSEAS BY MONTH ^{d/}												
<u>Total c/</u>	<u>86,655</u>	<u>46,633</u>	<u>36,144</u>	<u>10,489</u>	<u>1,950</u>	<u>1,117</u>	<u>57</u>	<u>625</u>	<u>301</u>	<u>12</u>	<u>175</u>	<u>4</u>
July (1950)	52,943	1,892	1,054	838	1,375	585	42	344	88	10	141	2
August	62,945	2,170	1,484	686	1,495	705	47	416	136	3	150	-
September	78,001	3,289	2,414	875	1,530	759	50	462	150	5	142	-
October	73,297	2,802	2,107	695	1,535	816	53	511	151	6	148	-
November	76,280	2,948	2,246	702	1,550	832	54	517	176	10	129	-
December	78,051	4,176	3,288	888	1,550	926	60	608	166	9	142	1
January (1951)	79,430	4,210	3,243	967	1,575	1,030	65	647	176	4	203	-
February	90,779	4,176	3,213	963	1,635	1,056	65	650	192	8	205	1
March	92,235	4,129	3,299	830	1,660	1,028	62	658	169	23	177	1
April	107,181	5,722	4,622	1,100	3,110	2,023	65	943	829	12	237	2
May	117,038	6,072	4,977	1,095	3,190	1,907	60	853	799	22	206	27
June	131,685	5,047	4,197	850	3,198	1,720	54	888	575	19	220	18

OVERSEAS BY COMMAND												
<u>Total c/</u>	<u>86,655</u>	<u>46,633</u>	<u>36,144</u>	<u>10,489</u>	<u>1,950</u>	<u>1,117</u>	<u>57</u>	<u>625</u>	<u>301</u>	<u>12</u>	<u>175</u>	<u>4</u>
Far East Air Forces	19,256	10,019	8,279	1,740	617	315	51	130	153	3	28	1
Twelfth Air Force	15,079	7,225	5,297	1,928	324	154	47	112	8	2	32	-
Third Air Force	8,764	5,193	4,704	489	152	96	63	84	3	-	7	2
Military Air Transport Service												
Atlantic Division	4,690	3,167	2,222	945	149	63	42	45	-	3	14	1
Pacific Division	2,660	1,988	1,974	14	37	16	43	12	2	2	-	-
Northeast Air Command	4,551	3,386	2,212	1,174	185	82	44	61	-	1	20	-
Alaskan Air Command	29,408	14,239	10,458	3,781	432	360	83	159	134	1	66	-
Strategic Air Command	2,247	1,416	998	418	54	31	57	22	1	-	8	-

a/ Average Strength Served includes those US Active Military Service Personnel for whom a base holds sick call (primary medical care) and in addition those US Active Military Service Personnel reporting to medical facility for hospitalization (Station Hospital Care).

b/ Occupied as of last Friday of each month except for June 1951 which reflects occupancy as of the last Wednesday of the month.

c/ Figures are averages for the year with the exception of "Admissions to Hospital and Infirmary" which are cumulative totals.

d/ September (1950), December (1950), and March (1951) are based on 5 week periods; June (1951) is based on a 33 day period; the other months are based on 4 week periods.

Source: AFM2, DD Form 443.

TABLE 284 - USAF DENTAL HEALTH AND DENTAL ACTIVITIES AT USAF INSTALLATIONS,
WORLDWIDE - FY 1951

(The dental classification refers to the dental condition of individuals briefly summarized as follows:

- Class I - Those requiring emergency dental treatment for the relief of pain, for the treatment of infectious conditions and those who need artificial dentures to properly masticate.
Class II and III - Those not in Class I who require routine dental treatment such as fillings, restorations, dentures, bridges, crowns, etc.
Class IV - Those requiring no dental treatment.)

Month	Dental Officers and Civilian Dentists ^{a/}	USAF Military Personnel Dentally Classified						Dental sit-tings	Fill-ings (Restor-ations)	Den-tures	
		I		II and III		IV					
		Total	Per-cent	Total	Per-cent	Total	Per-cent				
July (1950) . .	544	313,037	17,607	5.6	129,491	41.4	165,939	53.0	139,598	60,824	2,199
August	539	327,672	17,022	5.2	135,966	41.5	174,684	53.3	177,886	73,103	2,543
September . . .	575	341,802	17,104	5.0	140,940	41.2	183,758	53.8	169,222	64,625	2,258
October	610	358,874	18,593	5.2	146,253	40.7	194,028	54.1	191,405	73,354	2,464
November	679	382,296	19,342	5.1	153,746	40.2	209,208	54.7	169,274	74,349	2,420
December	682	399,517	20,396	5.1	158,126	39.6	220,995	55.3	155,065	69,223	2,683
January (1951) .	876	481,657	23,982	5.0	213,365	44.3	244,310	50.7	248,024	100,589	2,856
February	951	479,579	27,373	5.7	202,450	42.2	249,756	52.1	226,870	108,347	2,858
March	1,079	514,816	30,310	5.9	213,105	41.4	271,401	52.7	288,709	131,263	3,699
April	1,136	547,483	32,123	5.9	220,975	40.3	294,385	53.8	277,992	138,917	3,651
May	1,227	580,201	34,478	5.9	238,755	41.2	306,968	52.9	305,705	150,893	4,112
June	1,323	589,190	32,070	5.5	242,906	41.2	314,214	53.3	302,452	149,469	4,280

^{a/} Includes only those rendering dental service at Air Force Installations.

Source: Chief of Dental Division, Office of the Surgeon General, USAF.

TABLE 285 - USAF VETERINARY FOOD INSPECTION SERVICE INCIDENT TO PROCUREMENT - FY 1951

(In inspecting all foods of animal origin for the US Air Force the Veterinary Service conducts the following classes of inspection:

- Class 1 Antemortem
- Class 2 Postmortem
- Class 3 Prior to Purchase
- Class 4 On Delivery at Purchase
- Class 5 Any receipt except Purchase
- Class 6 Prior to Shipment
- Class 7 At time of Issue
- Class 8 Purchase by Air Forces Exchange
- Class 9 In Storage

This table reflects the pounds of foods of animal origin inspected by the Veterinary Corps incident to procurement, 1 July 1950 to 30 June 1951. These inspections represent an estimated savings of \$505,860.18 for the fiscal year 1951. However, food inspection must not be evaluated merely in terms of economy but more especially in terms of health of the Air Force. See introduction to "Medical" Area for brief fiscal year summary on the subject matter of this table.)

FOOD INSPECTED	FISCAL YEAR 1951				
	Total	First Quarter	Second Quarter	Third Quarter	Fourth Quarter
WORLDWIDE					
CLASSES 3, 4, and 8					
Accepted - Total	201,026,184	45,573,104	63,961,072	92,414,923	99,077,085
Rejected - Total	2,069,926	1,112,919	1,166,862	1,436,057	1,354,088
Not Type, Class, or Grade	4,696,473	989,766	1,102,741	1,365,850	1,238,116
Insanitary or Unsound	373,453	123,153	64,121	70,207	115,972
CLASS 3					
Accepted - Total	51,743,210	7,265,183	13,597,891	16,000,205	14,879,841
Rejected - Total	4,422,177	944,014	1,086,255	1,321,255	1,070,653
Not Type, Class, or Grade	4,335,171	891,598	1,075,800	1,312,687	1,055,086
Insanitary or Unsound	87,006	52,416	10,455	8,568	15,567
CLASS 4					
Accepted - Total	202,990,131	29,690,656	40,257,732	62,341,994	70,699,749
Rejected - Total	615,913	161,195	73,126	108,734	272,858
Not Type, Class, or Grade	352,474	94,912	24,707	52,033	180,822
Insanitary or Unsound	263,439	66,283	48,419	56,701	92,036
CLASS 8					
Accepted - Total	46,292,933	8,617,265	10,105,449	14,072,724	13,497,495
Rejected - Total	31,836	7,710	7,481	6,068	10,577
Not Type, Class, or Grade	8,828	3,256	2,234	1,130	2,208
Insanitary or Unsound	23,008	4,454	5,247	4,938	8,369
CONTINENTAL US					
CLASSES 3, 4, and 8					
Accepted - Total	273,233,569	40,156,501	57,006,842	84,249,977	91,820,249
Rejected - Total	4,268,107	1,108,065	1,078,967	1,430,231	1,350,844
Not Type, Class, or Grade	4,602,744	988,776	1,016,101	1,361,801	1,236,066
Insanitary or Unsound	365,363	119,289	62,866	68,430	114,778

TABLE 285-- USAF VETERINARY FOOD INSPECTION SERVICE INCIDENT TO PROCUREMENT-- FY 1951 --CONTINUED

(See headnote on first page of this table.)

FOOD INSPECTED	FISCAL YEAR 1951				
	Total	First Quarter	Second Quarter	Third Quarter	Fourth Quarter
CONTINENTAL US (Continued)					
CLASS 3					
Accepted - Total	45,070,934	7,226,888	11,645,845	13,556,379	12,641,822
Rejected - Total	4,335,537	944,014	999,615	1,321,255	1,070,653
Not Type, Class, or Grade	4,248,531	891,598	989,160	1,312,687	1,055,086
Insanitary or Unsound	87,006	52,416	10,455	8,568	15,567
CLASS 4					
Accepted - Total	192,222,088	25,914,433	28,130,804	59,752,531	68,424,320
Rejected - Total	607,754	159,005	73,126	104,565	271,058
Not Type, Class, or Grade	345,755	93,922	24,707	47,984	179,142
Insanitary or Unsound	261,999	65,083	48,419	56,581	91,916
CLASS 8					
Accepted - Total	35,940,547	7,015,180	7,230,193	10,941,067	10,754,107
Rejected - Total	24,816	2,046	6,226	4,411	9,133
Not Type, Class, or Grade	8,458	3,256	2,234	1,130	1,838
Insanitary or Unsound	16,358	1,790	3,992	3,281	7,295
OVERSEAS					
CLASSES 3, 4, and 8					
Accepted - Total	27,792,615	5,416,603	6,954,230	8,164,946	7,256,836
Rejected - Total	101,819	4,854	87,895	5,826	1,244
Not Type, Class, or Grade	93,729	990	86,640	4,049	2,050
Insanitary or Unsound	8,090	3,864	1,255	1,777	1,194
CLASS 3					
Accepted - Total	6,672,186	28,295	1,952,046	2,443,826	2,238,019
Rejected - Total	86,640	-	86,640	-	-
Not Type, Class, or Grade	86,640	-	86,640	-	-
Insanitary or Unsound	-	-	-	-	-
CLASS 4					
Accepted - Total	10,768,043	2,776,223	2,126,928	2,589,463	2,275,429
Rejected - Total	8,159	2,190	-	4,169	1,800
Not Type, Class, or Grade	6,719	990	-	4,049	1,680
Insanitary or Unsound	1,440	1,200	-	120	120
CLASS 8					
Accepted - Total	10,252,386	1,602,085	2,875,256	2,131,657	2,743,388
Rejected - Total	7,020	2,664	1,255	1,657	1,444
Not Type, Class, or Grade	370	-	-	-	370
Insanitary or Unsound	6,650	2,664	1,255	1,657	1,074

Source: Veterinary Service, Office of the Surgeon General, Hq. USAF.

TABLE 286 - USAF VETERINARY FOOD INSPECTION SERVICE INCIDENT TO SURVEILLANCE - FY 1951

(This table reflects the pounds of food of animal origin inspected as issued or otherwise disposed of and the percent rejected from 1 July 1950 to 30 June 1951. Although all Air Force owned subsistence items are reinspected many times as received, stored, shipped, and issued, each pound is included but once in this table. Subsistence is disposed of in one of two ways; i.e., by rejection and salvage incident to surveillance inspection or by issue or sale.)

FOOD INSPECTED	FISCAL YEAR 1951				
	Total	First Quarter	Second Quarter	Third Quarter	Fourth Quarter
WORLDWIDE					
Inspected - Total a/	353,577,092	70,529,664	80,108,260	93,822,455	109,116,693
Issued b/	352,980,692	70,259,614	79,975,557	93,748,585	108,996,936
Rejected c/	596,400	270,070	132,703	73,870	119,757
Percent Rejected169	.383	.166	.079	.110
CONTINENTAL US					
Inspected - Total a/	254,065,813	45,108,256	53,642,026	71,320,621	83,994,910
Issued b/	253,872,351	45,042,581	53,560,929	71,318,810	83,950,031
Rejected c/	193,462	65,675	81,097	1,811	44,879
Percent Rejected076	.146	.151	.003	.053
OVERSEAS					
Inspected - Total a/	99,511,279	25,421,428	26,466,234	22,501,834	25,121,783
Issued b/	99,108,341	25,217,033	26,414,628	22,429,775	25,046,905
Rejected c/	402,938	204,395	51,606	72,059	74,878
Percent Rejected405	.804	.195	.320	.298

a/ Total Class 7 passed plus rejections in Classes 5, 6, 7, and 9 inspections.

b/ Total Class 7 inspected and passed.

c/ Total rejections in Classes 5, 6, 7, and 9.

Source: Veterinary Division, Office of the Surgeon General, USAF.

TABLE 287 - USAF VETERINARY ANIMAL SERVICES SUMMARY - FY 1951


ANIMAL SERVICES	FISCAL YEAR 1951				
	Total	First Quarter	Second Quarter	Third Quarter	Fourth Quarter
WORLDWIDE					
<u>Rabies Control</u>					
<u>Vaccinations - Total</u>	16,348	3,167	2,697	4,536	5,948
Public Animals	97	-	-	-	97
Private Animals	16,251	3,167	2,697	4,536	5,851
<u>Positive Cases Reported</u>	7	-	7	-	-
<u>Admission for Other Causes</u>					
Public Animals	255	46	42	143	24
CONTINENTAL US					
<u>Rabies Control</u>					
<u>Vaccinations - Total</u>	12,568	2,425	2,054	3,472	4,617
Public Animals	-	-	-	-	-
Private Animals	12,568	2,425	2,054	3,472	4,617
<u>Positive Cases Reported</u>	7	-	7	-	-
<u>Admission for Other Causes</u>					
Public Animals	-	-	-	-	-
OVERSEAS					
<u>Rabies Control</u>					
<u>Vaccinations - Total</u>	3,780	742	643	1,064	1,331
Public Animals	97	-	-	-	97
Private Animals	3,683	742	643	1,064	1,234
<u>Positive Cases Reported</u>	-	-	-	-	-
<u>Admission for Other Causes</u>					
Public Animals	255	46	42	143	24

Source: Veterinary Division, Office of Surgeon General, USAF.



PART XVIII

MORALE



MORALE

An area of this publication entitled "Morale" has been organized for the first time and includes tables on special investigations and offenses. The Study of OSI Caseload Activities on Special Investigations appears in the "USAF Statistical Digest" for the first time. Information for this study was furnished by the Office of Special Investigations of Headquarters, USAF. Tables on offenses, furnished by the Provost Marshal, are continuations of data previously appearing in the "Digest".

OSI STATISTICS

The Office of Special Investigations, Headquarters, USAF, is an activity of The Inspector General, USAF, and an instrumentality of the Chief of Staff, USAF. The mission of the office is to provide a centrally directed criminal, counter-intelligence, and special investigative service to all Air Force activities. The Director of Special Investigations is charged with the operational and administrative control of all Office of Special Investigations activities within the continental limits of the United States. An Office of Special Investigation activity functions within each overseas command but the operational control thereof is the responsibility of the overseas commander concerned. (For that reason no overseas summaries were included in the table.) Overseas commands, initiating cases which require Air Force investigative action in the Zone of Interior, direct all requests for Personnel Security Investigations authorized under the provisions of AFR 205-6 to the 4th OSI District Office, Bolling Air Force Base, Washington 25, D.C. All other requests are referred to the Director of Special Investigations, Hq. USAF, Washington 25, D.C.

The administrative and operational structure of the Office of Special Investigations within the Continental limits of the United States during FY 1951 consisted of the Office of Special Investigations, Washington 25, D.C.; the 1005th IG Special Investigations Unit, Bolling Air Force Base, Washington 25, D.C.; and 25 districts, numbered one to twenty-five inclusive. Each district was commanded by an officer of the district headquarters designated the District Commander. Within the various districts, detachments existed under the command of a military person designated the Detachment Commander. The area of jurisdiction for each of the twenty-five districts may be found in AFR 124-6, dated 14 Dec 1949. Map - 3 found on page 599 shows the districts with district headquarters indicated.

The Office of Special Investigations initiates investigation of matters which come within its investigative responsibility under the following circumstances:

- (1) Upon the direction of the Director of Special Investigations or higher authority.
- (2) Upon receipt of a request from any Air Force commander responsible for the security, discipline and law enforcement of a command or installation, or from higher authority.
- (3) Upon receipt of information indicating a reasonable need for investigation of matters clearly within the investigative jurisdiction of the Office of Special Investigations with the commander indicated above concurring. When an appropriate commander requests that a matter which comes within the investigative jurisdiction and responsibility of the Office of Special Investigations, not be investigated, the District Office will comply with the request but will fully advise the Director of Special Investigations of the circumstances. All reports of assigned investigations are given the appropriate security classifications.

Since the statistics on special investigations are being reported for the first time, summaries have been compiled for the period, 1 August 1948 through 30 June 1951, covering the period since the inception of the Office of Special Investigations. For the convenience of the recipients statistics have been set up on both the calendar and fiscal year bases. "Pending Investigations" as of 30 June 1951 are also shown.

The following definitions arranged in alphabetical order will clarify the breaks shown in the table - "Special Investigations Conducted by the Office of Special Investigations in Continental US":

DEFINITIONS

AUXILIARY OFFICE OF INVESTIGATIONS - (short terminology - "Auxiliary")

Investigations of any nature conducted by Headquarters OSI or a District Office in which, in accordance with OSI policy, that office acts as an assistant to the controlling office (the office or origin) within its territorial investigative jurisdiction.

CLASSIFICATION

The numerical designation and descriptive character assigned to each investigation which indicates the principal nature of the purpose of the investigation.

COUNTER-INTELLIGENCE INVESTIGATIONS

Investigations conducted to determine facts related to security control measures designed to insure the safeguarding of information, personnel, equipment and installations against the sabotage, espionage or subversive activities of foreign powers and of disaffected or dissident groups or individuals which may constitute a threat to the internal security of the Air Force.

GENERAL INVESTIGATIONS

Investigations conducted to determine facts and circumstances pertaining to alleged major violations of the Articles of the Uniform Code of Military Justice, Federal Statutes and/or other applicable directives, by USAF personnel, excluding incidents of a counter-intelligence or procurement nature.

INVESTIGATIONS CLOSED

Investigations terminated by offices of origin and auxiliary offices after all relevant facts have been determined and impartially reported to the requesting commander through proper OSI channels.

INVESTIGATIONS OPENED

Investigations initiated by offices of origin or auxiliary offices pursuant to requests from the proper commander or the Chief of Staff, USAF.

INVESTIGATIONS PENDING

Investigations opened by offices of origin or auxiliary offices on which, as of the date such investigations are inventoried, there remains further investigative work and reporting to be done before they may be considered investigations closed.

OFFICE OR ORIGIN INVESTIGATIONS - (short terminology - "Origin")

Investigations of any nature conducted by Headquarters OSI or a District Office in which, in accordance with OSI policy, that office assumes the control of the entire investigation.

MORALE -- CONTINUED

PERSONNEL SECURITY INVESTIGATIONS

Investigations conducted to determine facts upon which the requesting commander can decide whether to grant or deny to the subjects of the investigations access to restricted areas and/or classified security information. The loyalty and security program within the executive department established the requirement for such investigations, and they are governed by law, OSD directives and Air Force policies.

PROCUREMENT INVESTIGATIONS

Investigations conducted to determine facts surrounding incidents of alleged breaches of the public trust and violations of law in connection with Air Force procurement, disposal, nonappropriated funds, commissary, and pay and allowance matters.

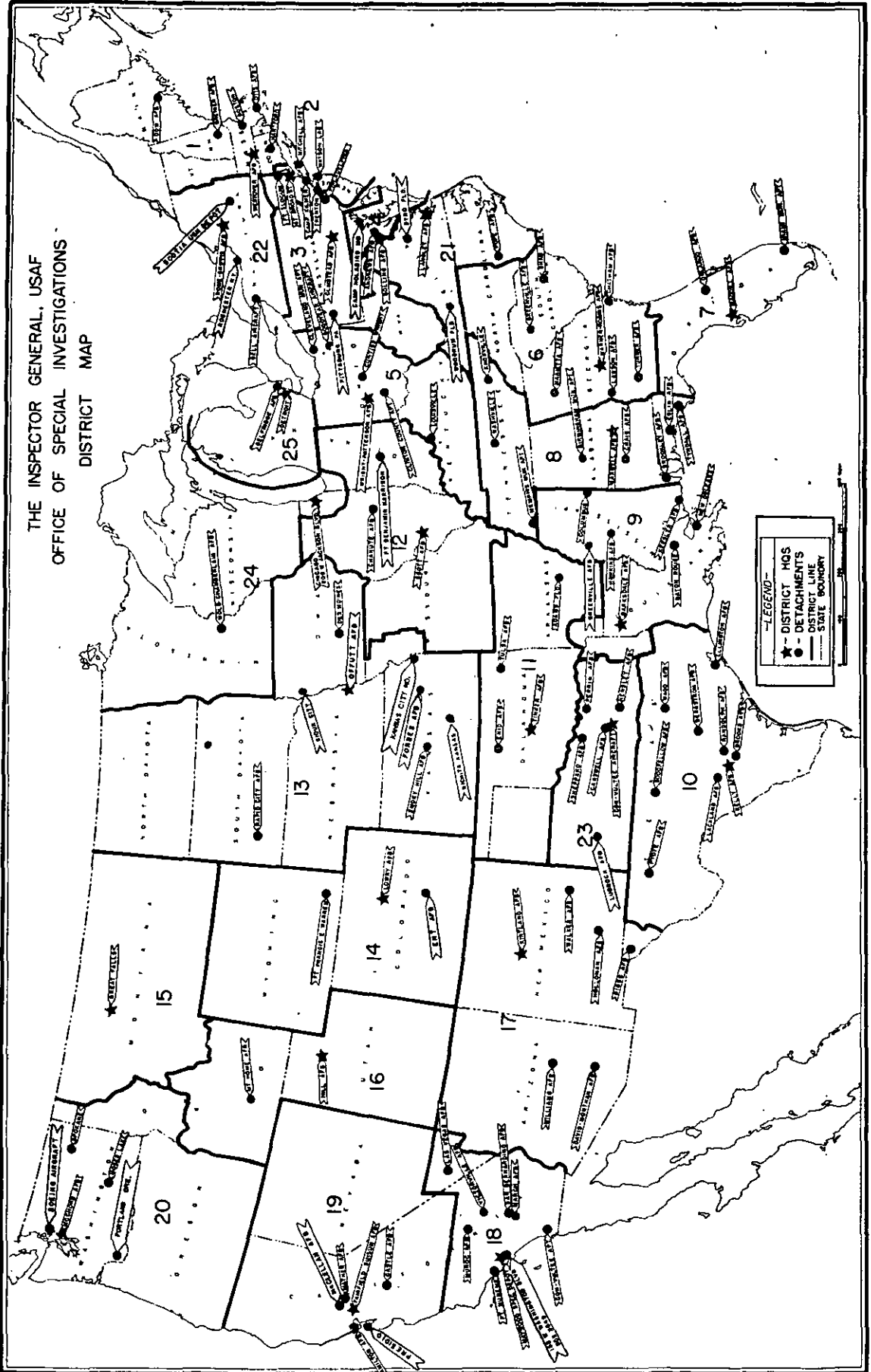
SECURITY

Safeguarding military information - This regulation prescribes policies and procedures for the safeguarding of military information which requires protection and to achieve uniformity in the grading and assignment of classification. Ref: AFR205-1, 14 Mar 1949

AIR PROVOST MARSHAL STATISTICS

The tables furnished by the Air Provost Marshal previously appeared under the "Military Personnel" section but are now reported under this area called "Morale". These tables include statistics on "Offenses" and "Government Property Lost or Stolen and Recovered".

THE INSPECTOR GENERAL, USAF
OFFICE OF SPECIAL INVESTIGATIONS
DISTRICT MAP



MAP - 3

TABLE 288 - SPECIAL INVESTIGATIONS CONDUCTED BY THE OFFICE OF SPECIAL INVESTIGATIONS

(Table does not include July 1948 figures as

Line No.	Classification	Opened			Closed			Opened		
		Total	Origin	Auxiliary	Total	Origin	Auxiliary	Total	Origin	Auxiliary
		TOTAL - FISCAL YEARS: 1949, 1950, 1951						TOTAL - FY		
1	Grand Total	744,477	370,526	373,951	662,522	313,851	348,671	162,420	82,944	79,476
2	Personnel Security Investigations - Total	710,172	350,523	359,649	630,464	295,346	335,118	155,930	78,994	76,936
3	37 Atomic Energy "M" Inves.	77,936	27,176	50,760	74,574	24,489	50,085	22,627	11,501	11,126
4	38 Integrated Reg AF Off	47,223	14,970	32,253	41,680	10,765	30,915	13,509	11,456	2,053
5	39 Cryptographic Personnel	66,146	19,355	46,791	54,567	14,737	39,830	7,740	2,909	4,831
6	40 AF Civilian Employees	87,782	47,423	40,359	81,786	43,489	38,297	30,734	16,122	14,612
7	41 AF Military Personnel	260,551	147,861	112,690	223,224	120,977	102,247	41,084	17,743	23,341
8	42 Facilities Employees	32,734	22,881	9,853	28,255	18,490	9,765	5,149	1,794	3,355
9	43 Contractor Employees	70,045	46,630	23,415	65,290	42,207	23,083	23,293	13,025	10,268
10	44 Aliens	2,386	988	1,398	1,845	648	1,197	475	243	232
11	45 Cadet Trainees and Officer Candidates	35,745	9,748	25,997	33,513	8,750	24,763	8,260	2,875	5,385
12	46 OSI Personnel	14,490	4,169	10,321	13,862	3,827	10,035	3,059	1,326	1,733
13	48 Munitions Board Matters	4	1	3	4	1	3	-	-	-
14	51 Air National Guard	5,826	4,201	1,625	5,323	3,740	1,583	-	-	-
15	52 Air Reserves not on EAD	6,431	3,887	2,544	4,953	2,794	2,159	-	-	-
16	54 AF Security Agency	2,873	1,233	1,640	1,588	432	1,156	-	-	-
17	General and Procurement - Total	25,058	15,626	9,432	23,591	14,573	9,018	4,795	3,121	1,674
18	5 Bribery	90	40	50	85	36	49	26	14	12
19	6 Homicide	512	379	133	493	361	132	121	76	45
20	7 Sex Offenses	3,851	2,230	1,621	3,542	2,014	1,528	286	181	105
21	8 Assault	425	353	72	411	340	71	89	77	12
22	9 Impersonation	360	207	153	351	198	153	57	39	18
23	10 Fraud Against Govt. and Fraudulent Enlistment	3,331	1,468	1,863	2,832	1,148	1,684	725	410	315
24	11 Embezzlement	276	152	124	273	149	124	175	88	87
25	12 Forgery	743	403	340	714	382	332	202	115	87
26	13 Larceny	3,117	2,301	816	2,992	2,190	802	761	570	191
27	14 Theft of Government Property	3,068	2,199	869	2,943	2,087	856	833	614	219
28	15 Robbery	162	120	42	152	112	40	43	32	11
29	16 Housebreaking	538	419	119	520	404	116	169	143	26
30	17 Narcotics Violations	548	376	172	501	337	164	81	57	24
31	18 Customs Violations	153	62	91	149	60	89	39	19	20
32	19 Blackmarket Activities	153	39	114	129	32	97	17	6	11
33	20 Property Destruction	216	150	66	212	146	66	57	44	13
34	21 Discrimination	29	19	10	28	18	10	13	8	5
35	22 Intimidation	16	10	6	16	10	6	8	6	2
36	23 Perjury	13	9	4	11	8	3	5	5	-
37	24 Special Inquiry	2,948	1,493	1,455	2,854	1,432	1,422	706	388	318
38	25 Improper Use, Etc.	205	138	67	199	132	67	48	35	13
39	26 Misconduct	1,766	956	810	1,711	915	796	334	194	140
40	47 Postal Violations	423	217	206	397	198	199	-	-	-
41	50 Counterfeiting	30	15	15	30	15	15	-	-	-
42	53 Reciprocal Investigations	2,085	1,871	214	2,046	1,849	197	-	-	-
43	Counter Intelligence - Total	9,247	4,377	4,870	8,467	3,932	4,535	1,695	829	866
44	27 Espionage	292	168	124	271	154	117	27	14	13
45	28 Sabotage	1,150	712	438	1,038	635	403	149	102	47
46	29 Treason	8	2	6	8	2	6	4	1	3
47	30 Sedition	8	2	6	7	2	5	-	-	-
48	31 Disaffection	429	154	275	388	132	256	79	36	43
49	32 Subversive Activities	732	304	428	691	284	407	187	75	112
50	33 Communist Matters	4,967	2,036	2,931	4,488	1,787	2,701	849	338	511
51	34 Violations AFR 205-1	1,515	885	630	1,433	825	608	358	225	133
52	35 Security Surveys	124	102	22	121	99	22	42	38	4
53	49 Positive Intelligence	22	12	10	22	12	10	-	-	-

TABLE 288 - SPECIAL INVESTIGATIONS CONDUCTED BY THE OFFICE OF SPECIAL INVESTIGATIONS IN THE CONTINENTAL US DURING PERIOD -
1 AUG 1948 THROUGH 30 JUN 1951 - CONTINUED

Classification	Opened			Closed			Opened			Closed			Opened			Closed		
	Total	Origin	Auxiliary	Total	Origin	Auxiliary	Total	Origin	Auxiliary	Total	Origin	Auxiliary	Total	Origin	Auxiliary	Total	Origin	Auxiliary
	TOTAL - FY 1950						FIRST HALF FY 1950						LAST HALF FY 1950					
Grand Total	250,746	90,455	160,291	232,450	82,035	150,415	119,643	46,449	73,194	99,802	33,956	65,846	131,103	44,006	87,097	132,648	48,079	84,569
Personnel Security Investigations - Total	240,057	84,519	155,538	221,940	76,339	145,601	115,013	43,959	71,054	95,203	31,537	63,666	125,044	40,560	84,484	126,737	44,802	81,935
37 Atomic Energy "M" Invest.	37,815	9,528	28,287	33,825	9,990	23,835	13,364	6,315	7,049	8,601	1,996	6,605	24,451	3,213	21,238	25,224	7,994	17,230
38 Integrated Reg. AF Off	26,471	1,580	24,891	26,040	2,644	23,396	18,333	1,344	16,989	7,543	349	7,194	8,138	236	7,902	18,497	2,295	16,202
39 Cryptographic Personnel	16,720	5,163	11,557	14,670	4,121	10,549	5,692	2,336	3,356	4,826	1,275	3,551	11,028	2,827	8,201	9,844	2,846	6,998
40 AF Civilian Employees	27,293	12,890	14,403	25,107	10,490	14,617	14,591	6,851	7,740	13,415	5,596	7,819	12,702	6,039	6,663	11,692	4,894	6,798
41 AF Military Personnel	74,196	28,971	45,225	52,839	14,554	38,285	30,123	13,778	16,345	21,506	5,912	15,594	44,073	15,193	28,880	31,333	8,642	22,691
42 Facilities Employees	5,590	2,622	2,968	5,472	2,684	2,788	3,205	1,327	1,878	3,062	1,404	1,658	2,385	1,090	1,295	2,410	1,280	1,130
43 Contractor Employees	27,707	15,813	11,894	41,211	24,619	16,592	20,645	8,889	11,756	27,714	12,373	15,341	7,062	6,924	138	13,497	12,246	1,251
44 Aliens	825	275	550	940	287	653	458	149	309	399	98	301	367	126	241	541	189	352
45 Cadet Trainees and Officer Candidates	13,726	4,204	9,522	14,159	4,239	9,920	5,544	2,128	3,416	5,694	1,831	3,863	8,182	2,076	6,106	8,465	2,408	6,057
46 OSI Personnel	5,082	1,200	3,882	5,627	1,691	3,936	2,933	718	2,215	2,443	703	1,740	2,149	482	1,667	3,184	988	2,196
48 Munitions Board Matters	2	1	1	2	1	1	1	1	-	-	-	-	2	1	1	2	1	1
51 Air National Guard	2,733	1,319	1,414	1,387	781	606	98	98	-	-	-	-	2,635	1,221	1,414	1,387	781	606
52 Air Reserves not on EAD	1,897	953	944	661	238	423	27	26	1	-	-	-	1,870	927	943	661	238	423
54 AF Security Agency	-	-	-	-	-	-	-	-	-	-	-	-	-	-	-	-	-	-
General and Procurement - Total	8,282	4,943	3,339	8,018	4,720	3,298	3,604	2,068	1,536	3,448	1,979	1,469	4,678	2,875	1,803	4,570	2,741	1,829
5 Bribery	26	12	14	27	12	15	16	7	9	16	6	10	10	5	5	11	6	5
6 Homicide	170	123	47	164	117	47	84	63	21	81	59	22	86	60	26	83	58	25
7 Sex Offenses	893	518	375	751	399	352	275	140	135	245	119	126	618	378	240	506	280	226
8 Assault	156	116	40	157	119	38	75	58	17	72	57	15	81	58	23	85	62	23
9 Impersonation	111	65	46	118	69	49	50	29	21	52	30	22	61	36	25	66	39	27
10 Fraud Against Govt and Fraudulent Enlistment	1,018	441	577	981	409	572	473	210	263	457	204	253	545	231	314	524	205	319
11 Embezzlement	57	40	17	61	39	22	31	23	8	29	19	10	26	17	9	32	20	12
12 Forgery	281	139	142	278	137	141	117	59	58	112	60	52	164	80	84	166	77	89
13 Larceny	1,228	866	362	1,243	872	371	600	405	195	578	387	191	628	461	167	665	485	180
14 Theft of Government Property	1,202	806	396	1,200	810	390	573	384	189	553	379	174	629	422	207	647	431	216
15 Robbery	37	28	9	36	27	9	16	13	3	12	9	3	21	15	6	24	18	6
16 Housebreaking	201	152	49	189	141	48	83	63	20	78	61	17	118	89	29	111	80	31
17 Narcotics Violations	156	110	46	147	107	40	62	40	22	64	42	22	94	70	24	83	65	18
18 Customs Violations	42	11	31	31	7	24	14	3	11	12	3	9	28	8	20	19	4	15
19 Blackmarket Activities	28	13	15	26	12	14	19	9	10	18	8	10	9	4	5	8	4	4
20 Property Destruction	79	44	35	82	43	39	36	18	18	36	18	18	43	26	17	46	25	21
21 Discrimination	12	7	5	16	8	8	8	4	4	12	5	7	4	3	1	4	3	1

22	Intimidation	7	3	4	10	5	5	2	2	-	3	2	1	5	1	4	7	3	4
23	Perjury	4	2	2	4	2	2	4	2	-	4	2	2	-	-	-	-	-	-
24	Special Inquiry	1,156	567	589	1,181	575	606	598	286	312	598	298	300	558	281	277	583	277	306
25	Improper Use, Etc.	84	56	28	78	49	29	38	28	10	29	22	7	46	28	18	49	27	22
26	Misconduct	665	348	317	650	344	306	320	169	151	320	164	156	345	179	166	330	180	150
47	Postal Violations	207	103	104	177	79	98	81	45	36	54	23	31	126	58	68	123	56	67
50	Counterfeiting	22	9	13	18	7	11	4	2	2	3	1	2	18	7	11	15	6	9
53	Reciprocal Investigations	440	364	76	393	331	62	25	6	19	10	1	9	415	358	57	383	330	53
Counter Intelligence - Total		2,407	993	1,414	2,492	976	1,516	1,026	422	604	1,151	440	711	1,381	571	810	1,341	536	805
27	Espionage	97	43	54	91	38	53	43	16	27	37	15	22	54	27	27	54	23	31
28	Sabotage	160	95	65	167	99	68	91	50	41	86	47	39	69	45	24	81	52	29
29	Treason	1	-	1	3	1	2	1	-	1	2	-	2	-	-	-	1	1	-
30	Sedition	1	1	-	1	-	-	1	-	-	1	1	-	-	-	-	-	-	-
31	Disaffection	127	45	82	128	44	84	50	20	30	52	21	31	77	25	52	76	23	53
32	Subversive Activities	244	111	133	292	116	176	131	59	72	171	57	114	113	52	61	121	59	62
33	Communist Matters	1,269	443	826	1,307	439	868	472	156	316	551	174	377	797	287	510	756	265	491
34	Violations AFR 205-1	466	236	230	458	214	244	207	109	98	227	109	118	259	127	132	231	105	126
35	Security Surveys	32	17	15	35	22	13	21	10	11	16	15	1	11	7	4	19	7	12
49	Positive Intelligence	10	2	8	10	2	8	9	1	8	8	1	7	1	1	-	2	1	1
		TOTAL - FY 1951					FIRST HALF FY 1951					LAST HALF FY 1951							
Grand Total		331,311	197,127	134,184	359,172	212,296	146,876	131,680	66,842	64,838	172,907	91,024	81,883	199,631	130,285	69,346	186,265	121,272	64,993
Personnel Security Investigations - Total		314,185	187,010	127,175	342,800	202,569	140,231	122,622	61,154	61,468	164,176	85,514	78,662	191,563	125,856	65,707	178,624	117,055	61,569
37	Atomic Energy "M" Inves.	17,494	6,147	11,347	29,666	12,472	17,194	10,712	3,751	6,961	13,540	3,198	10,342	6,782	2,396	4,386	16,126	9,274	6,852
38	Integrated Reg AF Off	7,243	1,934	5,309	13,783	7,991	5,792	1,969	681	1,288	4,258	1,718	2,540	5,274	1,253	4,021	9,525	6,273	3,252
39	Cryptographic Personnel	41,686	11,283	30,403	36,369	9,984	26,385	17,550	4,477	13,073	14,895	3,052	11,843	24,136	6,806	17,330	21,474	6,932	14,542
40	AF Civilian Employees	29,755	18,411	11,344	44,083	29,377	14,706	13,324	7,288	6,036	28,023	19,382	8,641	16,431	11,123	5,308	16,060	9,995	6,065
41	AF Military Personnel	145,271	101,147	44,124	153,083	101,935	51,148	48,567	26,189	22,378	73,709	41,420	32,289	96,704	74,958	21,746	79,374	60,515	18,859
42	Facilities Employees	21,995	18,465	3,530	18,590	14,761	3,829	9,207	5,981	3,226	7,563	4,020	3,543	12,788	12,484	304	11,027	10,741	286
43	Contractor Employees	19,045	17,792	1,253	16,224	15,259	965	7,828	7,611	217	7,907	7,741	166	11,217	10,181	1,036	8,317	7,518	799
44	Aliens	1,086	470	616	803	335	468	367	142	225	307	108	199	719	328	391	496	227	269
45	Cadet Trainees and Officer Candidates	13,759	2,669	11,090	14,155	2,928	11,227	5,919	995	4,924	6,691	1,388	5,303	7,840	1,674	6,166	7,464	1,540	5,924
46	OSI Personnel	6,349	1,643	4,706	6,226	1,580	4,646	2,238	579	1,659	2,162	469	1,693	4,111	1,064	3,047	4,064	1,111	2,953
48	Munitions Board Matters	2	2	2	2	2	2	-	-	-	-	-	-	2	2	2	-	-	2
51	Air National Guard	3,093	2,882	211	3,936	2,959	977	2,023	1,969	54	2,609	1,812	797	1,070	913	157	1,327	1,147	180
52	Air Reserves not on EAD	4,534	2,934	1,600	4,292	2,556	1,736	2,248	1,159	1,089	2,205	1,084	1,121	2,286	1,775	511	2,087	1,472	615
54	AF Security Agency	2,873	1,233	1,640	1,588	432	1,156	670	332	338	307	122	185	2,203	901	1,302	1,281	310	971
General and Procurement - Total		11,981	7,562	4,419	11,610	7,360	4,250	6,616	4,452	2,164	6,397	4,345	2,052	5,365	3,110	2,255	5,213	3,015	2,198
5	Bribery	38	14	24	34	11	23	10	4	6	7	3	4	28	10	18	27	8	19
6	Homicide	221	180	41	217	175	42	105	86	19	104	84	20	116	94	22	113	91	22
7	Sex Offenses	2,672	1,531	1,141	2,561	1,471	1,090	1,298	742	556	1,194	673	521	1,374	789	585	1,367	798	569
8	Assault	180	160	20	175	154	21	103	89	14	99	84	15	77	71	6	76	70	6
9	Impersonation	192	103	89	185	96	89	104	59	45	87	52	35	88	44	44	98	44	54
10	Fraud Against Govt. and Fraudulent Enlistment	1,588	617	971	1,326	478	848	619	237	382	527	208	319	969	380	589	799	270	529
11	Embezzlement	44	24	20	46	26	20	23	11	12	24	13	11	21	13	8	22	13	9
12	Forgery	260	149	111	265	155	110	152	84	168	161	93	68	108	65	43	104	62	42

TABLE 288 - SPECIAL INVESTIGATIONS CONDUCTED BY THE OFFICE OF SPECIAL INVESTIGATIONS IN THE CONTINENTAL US DURING PERIOD -
1 AUG 1948 THROUGH 30 JUN 1951 - CONTINUED

Classification	Opened			Closed			Opened			Closed			Opened			Opened		
	Total	Origin	Aux-iliary	Total	Origin	Aux-iliary	Total	Origin	Aux-iliary	Total	Origin	Aux-iliary	Total	Origin	Aux-iliary	Total	Origin	Aux-iliary
	TOTAL - FY 1951 (Continued)						FIRST HALF FY 1951 (Continued)						LAST HALF FY 1951 (Continued)					
13 Larceny	1,128	865	263	1,112	850	262	582	442	140	576	438	138	546	423	123	536	412	124
14 Theft of Government Property	1,033	779	254	1,042	775	267	550	419	131	554	411	143	483	360	123	488	364	124
15 Robbery	82	60	22	74	54	20	32	24	8	29	21	8	50	36	14	45	33	12
16 Housebreaking	168	124	44	183	140	43	97	73	24	105	83	22	71	51	20	78	57	21
17 Narcotics Violations	311	209	102	287	186	101	146	90	56	138	80	58	165	119	46	149	106	43
18 Customs Violations	72	32	40	82	36	46	54	26	28	60	27	33	18	6	12	22	9	13
19 Blackmarket Activities	108	20	88	89	17	72	20	10	10	23	13	10	88	10	78	66	4	62
20 Property Destruction	80	62	18	84	65	19	49	39	10	44	34	10	31	23	8	40	31	9
21 Discrimination	4	4	-	3	3	-	1	1	-	1	1	-	3	3	-	2	2	-
22 Intimidation	1	1	-	2	2	-	-	-	-	1	1	-	1	1	-	1	1	-
23 Perjury	4	2	-	2	1	-	-	-	-	-	-	-	4	2	-	2	1	-
24 Special Inquiry	1,086	538	548	1,094	555	539	570	269	301	584	293	291	516	269	247	510	262	248
25 Improper Use, Etc.	73	47	26	76	50	26	40	24	16	39	27	12	33	23	10	37	23	14
26 Misconduct	767	414	353	786	415	371	377	192	185	375	191	184	390	222	168	411	224	187
47 Postal Violations	216	114	102	220	119	101	96	48	48	102	53	49	120	66	54	118	66	52
50 Counterfeiting	8	6	2	12	8	4	5	3	2	9	5	4	3	3	-	3	3	-
53 Reciprocal Investigations	1,645	1,507	138	1,653	1,518	135	1,583	1,480	103	1,554	1,457	97	62	27	35	99	61	38
<u>Counter Intelligence - Total</u>	<u>5,145</u>	<u>2,555</u>	<u>2,590</u>	<u>4,762</u>	<u>2,367</u>	<u>2,395</u>	<u>2,442</u>	<u>1,236</u>	<u>1,206</u>	<u>2,334</u>	<u>1,165</u>	<u>1,169</u>	<u>2,703</u>	<u>1,319</u>	<u>1,384</u>	<u>2,428</u>	<u>1,202</u>	<u>1,226</u>
27 Espionage	168	111	57	157	104	53	81	53	28	82	51	31	87	58	29	75	53	22
28 Sabotage	841	515	326	748	451	297	410	257	153	353	213	140	431	258	173	395	238	157
29 Treason	3	1	2	3	1	2	2	1	1	-	-	-	1	-	3	1	2	-
30 Sedition	7	1	6	6	1	5	2	1	1	-	-	-	5	-	6	1	5	-
31 Disaffection	223	73	150	202	62	140	104	34	70	106	32	74	119	39	80	96	30	66
32 Subversive Activities	301	118	183	288	117	171	147	58	89	129	52	77	154	60	94	159	65	94
33 Communist Matters	2,849	1,255	1,594	2,609	1,153	1,456	1,335	607	728	1,276	580	696	1,514	648	866	1,333	573	760
34 Violations AFR 205-1	691	424	267	685	421	264	343	208	135	367	219	148	348	216	132	318	202	116
35 Security Surveys	50	47	3	52	47	5	12	12	-	15	13	2	38	35	3	37	34	3
49 Positive Intelligence	12	10	2	12	10	2	6	5	1	6	5	1	6	5	1	6	5	1
Classification	Total	Origin	Aux-iliary	Opened			Closed			Opened			Closed					
				Total	Origin	Aux-iliary	Total	Origin	Aux-iliary	Total	Origin	Aux-iliary	Total	Origin	Aux-iliary			
	PENDING-30 JUNE 1951			TOTAL - CALENDAR YEAR 1949						TOTAL - CALENDAR YEAR 1950								
Grand Total	81,955	56,675	25,280	219,565	96,206	123,359	153,384	49,707	103,677	262,783	110,848	151,935	305,555	139,103	166,452			
Personnel Security Investigations - Total	79,708	55,171	24,531	210,792	91,423	119,369	145,189	45,250	99,939	247,666	101,714	145,952	290,913	130,316	160,597			
37 Atomic Energy "M" Inves	3,362	2,687	675	22,672	11,895	10,777	15,019	3,653	11,366	35,163	6,964	28,199	38,764	11,192	27,572			
38 Integrated Reg. AF Off	5,543	4,205	1,338	25,177	7,621	17,556	8,858	433	8,425	10,107	917	9,190	22,755	4,013	18,742			

39	Cryptographic Personnel.	11,579	4,618	6,961	11,289	4,172	7,117	7,764	1,773	5,991	28,578	7,304	21,274	24,739	5,898	18,841
40	AF Civilian Employees.	5,996	3,934	2,062	34,886	17,313	17,573	24,069	8,714	15,355	26,026	13,327	12,699	39,715	24,276	15,439
41	AF Military Personnel.	37,327	26,884	10,443	56,775	24,581	32,194	35,242	9,565	25,677	92,640	41,382	51,258	105,042	50,062	54,980
42	Facilities Employees . .	4,479	4,391	88	5,058	2,387	2,671	5,262	2,443	2,819	11,592	7,276	4,316	9,973	5,300	4,673
43	Contractor Employees . .	4,755	4,423	332	37,959	17,353	20,606	35,193	14,559	20,634	14,890	14,535	355	21,404	19,987	1,417
44	Aliens	541	340	201	831	305	526	497	122	375	734		466	848	297	551
45	Cadet Trainees and Officer Candidates	2,232	998	1,234	10,733	3,685	7,048	9,200	2,752	6,448	14,101	3,071	11,030	15,156	3,796	11,360
46	OSI Personnel	628	342	286	5,287	1,987	3,300	4,085	1,236	2,849	4,387	1,061	3,326	5,346	1,457	3,889
48	Munitions Board Matters.	-	-	-	-	-	-	-	-	-	2	1	2	1	1	1
51	Air National Guard . . .	503	461	42	98	98	-	-	-	-	4,658	3,190	1,468	3,996	2,593	1,403
52	Air Reserves not on EAD.	1,478	1,093	385	27	26	1	-	-	-	4,118	2,086	2,032	2,866	1,322	1,544
54	AF Security Agency . . .	1,285	801	484	-	-	-	-	-	-	670	332	338	307	122	185
	<u>General and Procurement - Total</u>	<u>1,467</u>	<u>1,053</u>	<u>414</u>	<u>6,665</u>	<u>3,913</u>	<u>2,752</u>	<u>6,239</u>	<u>3,660</u>	<u>2,579</u>	<u>11,294</u>	<u>7,327</u>	<u>3,967</u>	<u>10,967</u>	<u>7,086</u>	<u>3,881</u>
5	Bribery	5	4	1	31	13	18	33	15	18	20	9	11	18	9	9
6	Homicide	19	18	1	156	103	53	156	104	52	191	146	45	187	142	45
7	Sex Offenses	309	216	93	463	249	214	402	211	191	1,916	1,120	796	1,700	953	747
8	Assault	14	13	1	119	96	23	117	94	23	184	147	37	184	146	38
9	Impersonation	9	9	-	85	51	34	82	50	32	165	95	70	153	91	62
10	Fraud Against Govt and Fraudulent Enlistment . .	499	320	179	1,001	529	472	856	415	441	1,164	468	696	1,051	413	638
11	Embezzlement	3	3	-	129	59	70	142	70	72	49	28	21	56	33	23
12	Forgery	29	21	8	246	115	131	236	117	119	316	164	152	327	170	157
13	Larceny	125	111	14	1,043	712	331	996	676	320	1,210	903	307	1,241	923	318
14	Theft of Government Property	125	112	13	1,067	715	352	1,035	708	327	1,179	841	338	1,201	842	359
15	Robbery	10	8	2	34	28	6	36	29	7	53	39	14	53	39	14
16	Housebreaking	18	15	3	183	146	37	182	146	36	215	162	53	216	163	53
17	Narcotics Violations . .	47	39	8	108	70	38	110	73	37	240	160	80	221	145	76
18	Customs Violations . . .	4	2	2	36	12	24	38	17	21	82	34	48	79	31	48
19	Blackmarket Activities . .	24	7	17	35	14	21	31	10	21	29	14	15	31	17	14
20	Property Destruction . . .	4	4	-	70	41	29	63	39	24	92	65	27	90	59	31
21	Discrimination	1	1	-	17	9	8	18	10	8	5	4	1	5	4	1
22	Intimidation	-	-	-	8	6	2	5	3	2	5	1	4	8	4	4
23	Perjury	2	1	1	4	2	2	5	3	2	5	1	-	-	-	-
24	Special Inquiry	94	61	33	1,118	557	561	1,063	534	529	1,128	550	578	1,167	570	597
25	Improper Use, Etc.	6	6	-	65	48	17	57	43	14	86	52	34	88	54	34
26	Misconduct	55	41	14	537	285	252	509	268	241	722	371	351	705	371	334
47	Postal Violations	26	19	7	81	45	36	54	23	31	222	106	116	225	109	116
50	Counterfeiting	-	-	-	4	2	2	3	1	2	23	10	13	24	11	13
53	Reciprocal Investigations	39	22	17	25	6	19	10	1	9	1,998	1,838	160	1,937	1,787	150
	<u>Counter Intelligence - Total</u>	<u>780</u>	<u>445</u>	<u>335</u>	<u>2,108</u>	<u>870</u>	<u>1,238</u>	<u>1,956</u>	<u>797</u>	<u>1,159</u>	<u>3,823</u>	<u>1,807</u>	<u>2,016</u>	<u>3,675</u>	<u>1,701</u>	<u>1,974</u>
27	Espionage	21	14	7	57	22	35	52	23	29	135	80	55	136	74	62
28	Sabotage	112	77	35	164	86	78	154	86	68	479	302	177	434	265	169
29	Treason	-	-	-	5	1	4	4	-	4	2	1	1	1	-	-
30	Sedition	1	-	1	1	1	-	1	1	-	2	1	1	-	-	-
31	Disaffection	41	22	19	91	33	58	86	36	50	181	59	122	182	55	127
32	Subversive Activities . .	41	20	21	268	104	164	255	93	162	260	110	150	250	111	139
33	Communist Matters	479	249	230	1,053	372	681	962	316	646	2,132	894	1,238	2,032	845	1,187
34	Violations AFR 205-1 . . .	82	60	22	417	220	197	403	213	190	602	335	267	598	324	274
35	Security Surveys	3	3	-	43	30	13	31	28	3	23	19	4	34	20	14
49	Positive Intelligence . . .	-	-	-	9	1	8	8	1	7	7	6	1	8	6	2

Source: Plans and Policy Division, Directorate of Special Investigations, Hq. USAF.

TABLE 289 - OFFENSES COMMITTED BY MILITARY PERSONNEL ASSIGNED TO CONTINENTAL US AND OVERSEAS - FY 1951

Offenses	Conti- nental US Total	Air Defense Command	Air Materiel Command	Air Prov- ing Ground	Air Research and Devel- opment Command	Air Train- ing Command	Air Uni- ver- sity	Conti- nental Air Command	Head- quarters Command	Long Range Prov- ing Ground	Military Air Transport Command	Strate- gic Air Command	Special Weapons Command	Tacti- cal Air Command
<u>Going Absent Without Leave (AWOL)</u>														
July (1950)	2,370	a/	122	32	b/	1,380	26	470	74	2	48	195	21	c/
August	2,302	a/	125	31	b/	1,146	25	559	82	4	80	237	13	c/
September	1,986	a/	119	38	-	999	18	415	54	1	86	241	15	c/
October	2,090	a/	155	62	-	924	19	454	60	4	109	285	18	c/
November	2,240	a/	126	65	-	1,104	16	423	100	4	95	297	11	c/
December	2,005	a/	157	65	-	827	15	405	65	3	113	340	15	c/
January (1951)	2,319	228	187	60	-	1,091	33	151	68	6	79	320	19	77
February	1,922	218	168	39	-	852	17	111	56	1	71	277	15	97
March	2,289	257	219	21	-	949	33	137	100	2	84	306	14	167
April	2,391	295	122	38	41	971	22	137	106	4	92	358	21	184
May	2,734	345	126	38	30	1,099	36	200	87	-	119	468	22	164
June	2,889	360	191	36	56	1,137	37	206	104	f/	94	426	16	226
<u>Voluntarily Returned</u>														
July (1950)	1,819	a/	95	30	b/	1,048	25	357	61	2	38	146	17	c/
August	1,700	a/	87	30	b/	861	25	372	52	4	59	179	11	c/
September	1,542	a/	104	30	-	779	18	322	39	1	72	166	11	c/
October	1,562	a/	112	60	-	667	17	349	47	3	87	203	17	c/
November	1,616	a/	93	51	-	729	11	345	78	3	83	213	10	c/
December	1,360	a/	106	45	-	553	10	272	41	2	65	253	13	c/
January (1951)	1,978	225	187	65	-	804	32	147	57	3	86	290	22	60
February	1,475	190	111	34	-	624	12	91	44	1	52	228	9	79
March	1,810	195	183	22	-	739	25	102	82	2	67	237	16	140
April	1,791	248	92	39	21	730	16	86	84	3	70	262	17	123
May	2,027	286	80	32	25	768	27	146	80	-	96	337	23	127
June	2,084	262	155	30	32	806	35	122	61	f/	80	326	11	164
<u>Apprehended</u>														
July (1950)	418	a/	28	2	b/	252	-	79	14	-	8	33	2	c/
August	540	a/	31	1	b/	274	6	149	20	-	10	48	1	c/
September	384	a/	14	-	-	207	-	94	17	-	15	36	1	c/
October	424	a/	23	4	-	249	1	62	14	1	14	52	4	c/
November	372	a/	34	3	-	164	-	45	19	-	32	74	1	c/
December	320	a/	20	5	-	150	1	70	22	-	9	41	2	c/
January (1951)	519	23	33	6	-	336	3	24	13	1	10	51	-	19
February	387	22	31	4	-	216	5	14	10	-	10	54	1	20
March	434	45	32	3	-	216	4	27	15	-	7	57	2	26
April	422	35	30	1	12	203	5	19	15	1	11	54	-	36
May	515	37	27	2	7	268	6	46	13	-	9	74	1	25
June	513	53	32	2	7	253	-	26	13	f/	18	69	3	37

Man Days Lost - AWOL

July (1950)	31,402	a/	1,424	255	b/	19,693	190	5,779	620	35	449	2,724	233	
August	32,136	a/	1,482	183	b/	17,157	218	7,521	963	4	1,398	2,965	245	
September	28,558	a/	1,379	413	-	15,023	168	6,342	711	15	969	3,270	279	
October	28,709	a/	1,527	502	-	14,904	175	5,706	532	15	1,264	3,881	203	
November	27,791	a/	1,746	644	-	14,942	203	4,356	904	9	1,147	3,615	225	
December	24,622	a/	1,833	700	-	11,764	147	4,278	599	26	1,160	3,914	201	
January (1951)	27,768	3,180	1,597	344	-	13,664	345	1,798	607	30	1,085	4,008	161	949
February	23,183	2,409	1,582	512	-	11,623	218	1,300	631	5	728	3,055	102	1,018
March	26,034	3,248	2,069	252	-	11,982	291	1,479	799	4	973	3,579	87	1,271
April	26,739	3,123	1,189	208	71	12,037	384	1,628	877	14	1,188	4,393	114	1,513
May	31,913	4,074	1,400	294	385	13,223	389	2,574	879	-	1,409	5,276	164	1,848
June	32,259	3,503	1,592	293	550	13,811	360	2,450	888	f/	1,426	5,053	150	2,183

Traffic Accidents on Base

July (1950)	278	a/	62	11	b/	69	14	54	5	1	4	55	3	
August	368	a/	82	16	b/	104	8	57	12	2	14	66	7	
September	319	a/	77	3	-	92	7	73	7	1	5	48	6	
October	290	a/	72	12	-	84	-	50	16	1	13	39	3	
November	331	a/	70	14	-	90	1	66	16	2	16	52	4	
December	392	a/	94	10	-	121	4	55	15	3	31	55	4	
January (1951)	442	40	107	17	-	123	2	18	11	3	32	65	1	23
February	387	42	62	22	-	113	4	10	21	3	28	65	3	14
March	470	55	107	14	-	137	7	16	12	1	22	82	-	17
April	403	22	63	13	11	152	1	8	9	3	25	70	1	25
May	512	47	83	14	12	164	1	16	13	-	34	68	1	39
June	439	69	64	17	9	119	5	8	9	f/	23	81	2	33

Moving Traffic Violations on Base

July (1950)	1,368	a/	270	26	b/	369	16	216	34	32	14	368	23	
August	1,584	a/	350	33	b/	436	29	314	29	2	16	361	14	
September	1,850	a/	409	27	-	569	35	317	64	1	28	382	18	
October	1,739	a/	358	22	-	631	11	308	53	3	10	325	18	
November	1,607	a/	343	25	-	423	11	327	53	2	26	384	13	
December	1,878	a/	517	21	-	586	11	245	25	-	25	420	28	
January (1951)	2,717	212	518	19	-	941	15	111	61	2	119	506	7	206
February	2,439	167	377	19	-	1,013	14	73	55	1	72	480	17	151
March	2,864	103	517	36	-	953	38	98	163	9	167	641	16	123
April	3,003	205	348	33	28	1,082	16	52	135	7	144	726	13	214
May	2,636	239	489	25	38	718	9	78	66	-	73	721	20	160
June	2,501	182	404	37	43	741	21	95	78	f/	98	655	20	127

Security Violations (Safeguarding)

July (1950)	117	a/	42	1	b/	34	7	24	2	-	-	6	1	
August	129	a/	32	-	b/	53	2	27	5	-	1	9	-	
September	151	a/	66	-	-	7	-	55	-	-	2	18	3	
October	148	a/	52	-	-	28	5	49	-	-	5	8	1	
November	113	a/	53	1	-	8	-	33	-	-	2	16	-	
December	114	a/	61	-	-	5	-	35	1	-	3	8	1	
January (1951)	141	57	32	7	-	13	2	11	2	1	2	8	-	6
February	170	69	35	2	-	18	-	9	2	-	2	21	-	12
March	229	142	43	1	-	16	-	8	5	-	-	8	1	5
April	293	102	75	-	16	24	35	8	2	-	4	12	1	14
May	316	125	95	-	17	13	14	20	1	-	5	20	2	4
June	288	117	81	-	20	38	1	2	2	f/	2	24	1	-

TABLE 289 - OFFENSES COMMITTED BY MILITARY PERSONNEL ASSIGNED TO CONTINENTAL US AND OVERSEAS - FY 1951 -- CONTINUED

Offenses	Conti- nental US Total	Air Defense Command	Air Materiel Command	Air Prov- ing Ground	Air Research and Devel- opment Command	Air Train- ing Command	Air Uni- ver- sity	Conti- nental Air Command	Head- quarters Command	Long Range Prov- ing Ground	Military Air Transport Command	Strat- egic Air Command	Special Weapons Command	Tacti- cal Air Command
<u>Security Violations Military Areas</u>														
July (1950)	5	a/	-	-	b/	-	-	-	-	-	-	5	-	c/
August	21	a/	-	-	b/	4	-	9	-	-	-	8	-	c/
September	11	a/	2	-	-	-	-	-	4	-	-	5	-	c/
October	32	a/	1	-	-	3	-	19	-	-	-	9	-	c/
November	35	a/	1	-	-	16	-	10	-	-	-	8	-	c/
December	28	a/	1	-	-	-	-	6	-	-	-	21	-	c/
January (1951)	12	3	-	-	-	-	-	3	-	-	1	5	-	c/
February	11	3	-	-	-	2	-	-	-	-	1	3	-	2
March	34	26	-	-	-	4	-	-	-	-	-	4	-	c/
April	38	24	4	-	-	6	3	-	-	-	-	1	-	c/
May	41	23	2	-	-	-	5	-	-	-	-	11	-	c/
June	40	21	1	-	-	4	-	-	-	f/	-	13	-	1
<u>Drunkenness</u>														
July (1950)	898	a/	52	36	b/	431	31	107	21	4	13	171	32	c/
August	906	a/	63	29	b/	404	28	117	25	4	32	186	18	c/
September	818	a/	42	32	-	383	8	122	26	2	56	138	9	c/
October	866	a/	43	32	-	465	9	118	15	1	28	148	7	c/
November	861	a/	65	18	-	391	22	114	23	7	58	150	13	c/
December	888	a/	78	31	-	390	18	112	18	7	26	193	15	c/
January (1951)	901	52	85	38	-	335	7	43	19	1	84	179	7	51
February	1,061	88	81	7	-	467	19	70	18	2	27	197	17	68
March	1,004	99	83	14	-	357	16	60	23	5	30	213	12	92
April	986	90	75	8	14	331	31	60	18	9	33	227	13	77
May	1,092	101	76	13	16	338	43	69	25	-	22	301	22	66
June	1,084	114	82	17	22	305	21	66	23	f/	58	263	28	85
<u>Uniform Violations</u>														
July (1950)	1,143	a/	57	14	b/	643	4	217	47	2	40	108	11	c/
August	1,203	a/	24	34	b/	524	4	309	65	8	32	178	25	c/
September	869	a/	53	38	-	402	-	167	35	5	18	144	7	c/
October	809	a/	104	40	-	306	1	167	29	1	19	139	3	c/
November	1,078	a/	68	19	-	594	3	165	26	1	15	185	2	c/
December	975	a/	64	5	-	534	6	173	18	1	9	159	6	c/
January (1951)	1,301	78	83	3	-	448	5	176	133	3	39	246	5	82
February	1,274	102	75	2	-	535	10	106	55	5	22	308	21	33
March	1,602	253	122	3	-	680	12	87	26	7	39	307	17	49
April	1,373	121	70	5	16	593	-	137	69	3	13	253	12	81
May	1,816	219	77	38	8	760	-	103	60	-	66	393	10	82
June	1,630	340	70	10	4	534	4	97	54	f/	33	373	4	107

Miscellaneous Violations and Minor Crimes

July (1950)	1,936	a/	86	63	b/	1,094	34	309	12	2	46	260	30	
August	1,888	a/a/	110	60	5/	1,149	42	231	10	-	10	225	51	
September	1,712	a/	141	34	-	980	30	224	7	-	7	259	29	
October	1,706	a/a/	180	27	-	933	56	208	9	13	18	249	13	
November	1,455	a/	164	28	-	725	33	208	17	-	60	210	10	
December	1,604	a/	176	23	-	831	51	244	33	2	29	194	21	
January (1951)	1,528	167	207	10	-	532	17	76	102	2	98	258	14	45
February	1,896	197	165	9	-	1,019	32	66	20	3	77	232	19	57
March	2,170	239	198	17	-	1,037	18	131	12	1	84	353	18	62
April	2,292	261	171	6	48	1,019	167	125	15	6	83	286	21	84
May	2,611	316	204	7	23	1,107	277	115	14	-	90	341	6	111
June	2,229	285	211	28	30	981	18	123	31	f/	119	272	5	126

Miscellaneous Serious Crimes

July (1950)	251	a/	4	3	b/	199	-	18	1	-	8	18	-	
August	289	a/	10	3	5/	217	-	22	4	1	20	12	-	
September	230	a/	3	-	-	179	-	33	-	-	1	12	2	
October	249	a/	4	2	-	194	1	34	-	-	1	13	-	
November	239	a/	4	-	-	187	-	29	2	-	-	14	3	
December	221	a/	3	2	-	160	-	19	9	-	9	19	-	
January (1951)	199	10	5	-	-	146	4	8	-	-	6	19	1	
February	95	16	1	2	-	50	-	3	1	-	8	12	2	2
March	133	11	-	-	-	65	-	6	2	-	10	35	-	4
April	174	10	2	-	-	116	-	12	5	-	1	20	2	6
May	185	18	2	-	-	121	-	4	-	-	3	32	1	4
June	167	27	2	1	-	97	-	10	-	f/	3	21	1	5

Offenders

July (1950)	9,891	a/	1,155	206	b/	4,215	310	1,637	309	8	238	1,682	131	
August	10,834	a/	1,281	214	5/	4,163	258	2,251	470	29	293	1,742	133	
September	11,583	a/	1,397	209	-	4,894	102	2,274	461	14	299	1,863	70	
October	11,353	a/	1,490	234	-	5,000	66	2,047	601	26	258	1,588	43	
November	11,490	a/	1,213	201	-	4,533	201	2,492	609	15	426	1,751	49	
December	11,923	a/	1,270	192	-	4,939	287	2,037	491	18	425	2,201	63	
January (1951)	14,066	1,262	2,041	196	-	4,548	210	837	880	15	654	2,591	50	842
February	14,495	1,248	1,818	126	-	5,749	218	798	706	10	816	2,336	82	588
March	17,352	1,332	2,126	136	-	6,619	225	999	1,153	30	721	3,345	69	597
April	16,346	1,635	1,857	125	197	6,246	-	808	962	44	459	3,024	44	945
May	16,969	1,940	1,848	176	135	5,850	-	1,083	995	-	515	3,488	60	879
June	17,633	2,106	1,803	137	217	6,066	429	835	904	f/	658	3,484	91	903

General Prisoners

July (1950)	145	a/	2	-	b/	86	1	30	8	-	1	17	-	
August	184	a/	6	2	5/	103	-	44	10	2	2	13	2	
September	188	a/	8	2	-	113	2	43	4	1	2	13	-	
October	173	a/	6	4	-	112	2	33	3	-	5	8	-	
November	167	a/	2	1	-	118	2	26	7	-	6	5	-	
December	112	a/	2	1	-	76	-	15	4	-	5	9	-	
January (1951)	164	16	2	-	-	111	1	10	7	-	1	11	-	5
February	172	20	2	-	-	109	2	9	9	-	-	14	1	6
March	179	13	7	-	-	122	2	8	5	-	3	14	1	4
April	172	14	7	-	-	113	2	9	5	-	4	16	-	2
May	215	18	10	4	2	122	1	6	5	-	3	38	-	6
June	250	20	24	9	2	89	15	34	6	f/	3	35	5	8

TABLE 289 - OFFENSES COMMITTED BY MILITARY PERSONNEL ASSIGNED TO CONTINENTAL US AND OVERSEAS - FY 1951 - CONTINUED

Offenses	Conti- nental US Total	Air Defense Command	Air Materiel Command	Air Prov- ing Ground	Air Research and Devel- opment Command	Air Train- ing Command	Air Uni- ver- sity	Conti- nental Air Command	Head- quarters Command	Long Range Prov- ing Ground	Military Air Transport Command	Strate- gic Air Command	Special Weapons Command	Tacti- cal Air Command
<u>Garrison Prisoners</u>														
July (1950)	1,028	a/	77	16	b/	563	17	151	41	-	25	133	5	c/
August	1,114	a/	73	17	b/	569	13	198	21	2	52	158	11	c/
September	1,079	a/	50	32	-	482	8	193	36	-	68	191	19	c/
October	1,110	a/	58	37	-	469	6	212	34	1	61	221	11	c/
November	1,207	a/	90	31	-	563	8	182	44	-	53	222	14	c/
December	1,078	a/	72	22	-	491	9	136	46	2	42	247	11	c/
January (1951)	1,173	114	79	35	-	445	8	55	24	1	72	278	11	51
February	1,258	111	104	38	-	489	13	50	48	-	59	257	26	63
March	1,296	137	95	41	-	489	23	75	34	-	50	266	18	68
April	1,322	153	102	32	21	501	16	43	31	-	50	283	16	74
May	1,357	153	99	23	13	532	19	75	39	-	48	265	15	76
June	1,371	181	93	9	14	475	27	75	40	f/	67	260	14	116
<u>Number of Security Checks</u>														
July (1950)	1,545	a/	209	28	b/	154	29	251	3	60	33	773	5	c/
August	1,730	a/	199	11	b/	205	27	482	2	2	65	735	2	c/
September	1,516	a/	244	6	-	132	-	388	1	2	56	681	6	c/
October	1,653	a/	245	20	-	221	3	415	4	1	54	682	8	c/
November	1,532	a/	277	9	-	180	3	328	3	1	33	693	5	c/
December	1,863	a/	263	10	-	235	2	515	4	2	63	765	4	c/
January (1951)	1,731	317	267	28	-	169	4	90	2	2	30	754	5	63
February	2,019	298	274	22	-	336	-	98	37	1	13	872	12	56
March	2,148	504	305	23	-	282	12	79	69	1	9	768	16	80
April	3,313	234	475	8	51	341	8	179	35	1	13	901	17	50
May	3,796	1,606	726	19	20	24	9	44	33	-	16	1,139	12	148
June	3,675	1,131	597	21	57	349	6	41	68	f/	27	1,231	9	138
<u>Loyal and Character Processed Investiga- tions to OSI</u>														
July (1950)	2,789	a/	579	120	b/	577	77	841	81	18	67	427	2	c/
August	5,350	a/	2,329	161	b/	649	70	1,315	155	4	55	589	23	c/
September	5,750	a/	2,432	51	-	661	28	1,440	87	2	149	862	38	c/
October	7,801	a/	3,153	56	-	794	21	2,140	87	6	223	1,243	78	c/
November	8,750	a/	3,237	162	-	571	15	2,741	71	5	205	1,643	100	c/
December	8,584	a/	3,602	103	-	583	42	2,103	61	22	171	1,896	1	c/
January (1951)	9,227	1,418	2,732	298	-	901	75	942	46	43	221	1,956	50	545
February	10,732	1,423	2,987	140	-	753	78	1,223	86	43	228	2,376	6	1,389
March	16,754	2,713	5,239	214	-	1,639	130	1,434	105	41	163	3,202	87	1,787
April	18,955	2,841	6,316	235	157	2,115	76	1,441	168	50	428	4,060	552	516
May	25,962	3,203	8,644	253	196	2,011	67	939	296	-	235	6,103	27	3,988
June	26,838	3,797	8,342	181	151	2,784	78	880	104	f/	226	7,209	29	3,057
<u>Completed and Returned</u>														
July (1950)	1,187	a/	267	26	b/	459	30	181	25	36	38	125	-	c/
August	2,304	a/	1,209	79	b/	297	67	370	79	12	32	159	-	c/

September	13,497	a/	9,334	644	-	1,229	284	986	163	179	64	551	63	c/
October	7,217	a/	2,939	162	-	1,076	20	1,901	185	216	91	613	14	c/
November	6,787	a/	2,141	177	-	1,263	34	1,830	209	41	155	850	87	c/
December	8,933	a/	3,687	198	-	1,081	36	2,479	112	12	95	1,186	47	-
January (1951)	6,262	908	1,460	200	-	896	101	1,004	140	17	65	1,070	72	329
February	10,194	1,573	4,182	222	-	780	68	1,031	213	29	98	1,343	76	579
March	10,131	1,445	2,749	83	-	1,238	30	1,221	307	56	141	2,081	106	674
April	11,244	1,613	2,084	170	137	1,552	71	1,075	370	44	230	3,043	51	804
May	12,300	2,045	3,018	110	115	1,249	90	846	285	-	122	2,606	353	1,461
June	12,986	2,099	3,405	231	166	1,472	58	622	379	f/	179	2,613	38	1,724
<u>Clearances Granted</u>														
July (1950)	1,691	a/	530	26	b/	457	61	293	107	1	28	186	2	c/
August	3,678	a/	2,068	85	b/	466	67	587	88	12	28	258	19	c/
September	6,214	a/	3,283	644	-	655	150	633	53	-	360	435	1	c/
October	10,270	a/	5,420	162	-	1,375	81	1,760	173	216	379	701	3	c/
November	10,635	a/	5,969	177	-	1,073	186	1,918	112	41	236	900	23	c/
December	10,845	a/	5,840	198	-	1,047	38	2,033	77	16	174	1,380	42	-
January (1951)	8,751	1,056	3,685	186	-	880	100	637	189	17	422	1,101	36	442
February	12,998	1,381	6,611	398	-	969	63	856	200	50	331	1,389	16	734
March	20,785	1,687	12,348	334	-	1,189	164	961	225	79	201	2,405	134	1,058
April	15,259	1,732	6,132	362	175	1,705	135	762	360	78	414	2,695	51	658
May	17,659	2,826	5,667	424	248	1,738	169	462	277	-	136	3,671	51	1,990
June	17,905	2,216	6,869	326	229	2,048	192	325	368	f/	280	3,298	12	1,742
<u>Clearances Denied</u>														
July (1950)	16	a/	-	-	b/	2	-	6	-	5	1	2	-	c/
August	27	a/	11	1	b/	4	-	5	-	-	1	5	-	c/
September	31	a/	9	-	-	2	2	6	3	-	1	8	-	c/
October	32	a/	11	-	-	7	2	6	-	-	-	6	-	c/
November	60	a/	7	-	-	3	1	42	-	-	-	7	-	c/
December	13	a/	5	-	-	2	-	2	-	-	-	4	-	c/
January (1951)	46	3	9	11	-	9	-	1	-	-	4	6	-	3
February	47	11	6	2	-	6	1	8	-	-	3	9	-	1
March	60	4	4	-	-	12	-	15	-	-	1	16	6	2
April	89	14	9	3	-	11	1	26	2	-	-	23	-	-
May	83	14	11	10	1	15	4	-	2	-	5	21	-	-
June	63	6	7	10	1	6	-	1	11	f/	-	21	-	-
<u>AF Personnel Punished Under 104th A.W.</u>														
July (1950)	3,181	a/	188	61	b/	1,697	52	402	119	6	58	584	14	c/
August	3,430	a/	257	54	b/	1,803	58	406	105	8	79	625	35	c/
September	2,831	a/	190	58	-	1,391	24	399	72	7	109	570	11	c/
October	3,014	a/	242	49	-	1,367	23	546	90	4	90	589	14	c/
November	2,872	a/	230	64	-	1,338	35	517	73	10	108	490	7	c/
December	2,725	a/	220	67	-	1,142	39	411	93	6	95	630	22	-
January (1951)	3,145	278	294	57	-	1,360	47	163	116	8	107	595	10	110
February	3,049	273	221	29	-	1,471	59	138	93	5	73	506	21	160
March	3,711	411	270	41	-	1,676	49	150	138	14	130	610	24	198
April	4,10	410	213	38	41	1,491	40	205	99	11	116	664	29	251
May	7,755	452	200	46	44	1,635	25	276	130	-	115	4,592	15	225
June	4,221	631	209	35	73	1,544	38	298	149	f/	100	819	21	304

TABLE 289 - OFFENSES COMMITTED BY MILITARY PERSONNEL ASSIGNED TO CONTINENTAL US
AND OVERSEAS - FY 1951 - CONTINUED

Offenses	Overseas Total	Alaskan Air Command	Carri- bean Air Command	Far East Air Forces	Military Air Transport Services	North- east Air Command	Third Air Divi- sion	USAF In Europe
<u>Going Absent Without Leave (AWOL)</u>								
July (1950)	254	33	3	122	11	d/	32	53
August	251	31	2	99	27	d/	44	48
September	310	64	1	129	21	d/	36	59
October	255	56	1	77	17	-	45	59
November	330	80	2	118	12	-	63	55
December	374	83	2	144	24	-	74	47
January (1951)	433	127	1	161	21	12	-	111
February	355	75	2	131	17	7	e/	123
March	360	48	-	183	20	17	e/	92
April	317	47	1	143	28	8	e/	90
May	248	30	1	136	15	6	e/	60
June	277	49	-	128	21	4	e/	75
<u>Voluntarily Returned</u>								
July (1950)	207	36	2	84	7	d/	31	47
August	169	24	3	55	14	d/	36	37
September	231	52	1	88	11	d/	28	51
October	232	56	1	69	14	-	35	57
November	313	79	1	111	10	-	66	46
December	332	75	3	126	10	-	73	45
January (1951)	373	115	1	125	21	10	-	101
February	319	72	2	128	7	4	e/	106
March	299	44	-	147	15	9	e/	84
April	278	47	1	130	20	2	e/	78
May	228	24	1	129	12	2	e/	60
June	220	39	-	96	17	2	e/	66
<u>Apprehended</u>								
July (1950)	56	-	-	41	4	d/	2	9
August	79	3	-	51	12	d/	3	10
September	59	-	-	40	4	d/	7	8
October	23	-	-	5	5	-	10	3
November	31	-	-	21	2	-	1	7
December	41	3	-	20	9	-	6	3
January (1951)	53	-	-	25	4	2	-	22
February	44	5	-	8	9	1	e/	21
March	68	6	-	29	11	10	e/	12
April	52	-	-	26	9	5	e/	12
May	39	-	-	30	3	1	e/	5
June	43	2	-	28	5	4	e/	4
<u>Man Days Lost - AWOL</u>								
July (1950)	1,209	261	18	569	87	d/	131	143
August	1,200	250	26	419	86	d/	265	154
September	1,339	374	5	424	207	d/	100	229
October	1,429	595	-	381	84	-	205	164
November	1,542	690	1	451	34	-	191	175
December	1,585	593	4	511	134	-	180	163
January (1951)	2,300	1,029	6	643	134	91	-	397
February	1,526	428	5	571	149	26	e/	347
March	1,415	195	-	729	141	72	e/	278
April	1,370	200	-	641	194	66	e/	269
May	1,287	255	2	558	71	147	e/	254
June	1,593	565	-	493	94	97	e/	344
<u>Traffic Accidents on Base</u>								
July (1950)	162	19	7	98	17	d/	9	12
August	194	35	4	104	22	d/	11	18
September	163	29	2	78	18	d/	16	20
October	173	42	3	78	14	-	11	25
November	204	83	5	72	10	-	17	17
December	336	146	10	100	18	-	21	41
January (1951)	363	189	5	94	11	14	-	50
February	285	138	1	87	12	13	e/	34
March	225	83	11	84	12	4	e/	31
April	205	70	3	82	18	7	e/	25
May	160	22	-	86	8	12	e/	32
June	182	39	7	75	23	9	e/	29

TABLE 289 - OFFENSES COMMITTED BY MILITARY PERSONNEL ASSIGNED TO CONTINENTAL US
AND OVERSEAS - FY 1951 - CONTINUED

Offenses	Overseas Total	Alaskan Air Command	Carri- bean Air Command	Far East Air Forces	Military Air Transport Services	North- east Air Command	Third Air Divi- sion	USAF In Europe
<u>Moving Traffic Violations on Base</u>								
July (1950)	461	93	5	239	105	d/	10	9
August	659	147	24	307	115	d/	22	44
September	680	176	8	233	113	d/	118	32
October	716	116	15	354	81	-	111	39
November	566	120	6	284	58	-	63	35
December	708	221	10	269	68	-	94	46
January (1951)	744	110	39	316	80	34	-	165
February	799	120	44	376	64	26	e/	169
March	746	124	10	323	116	28	e/e/e/e/	145
April	745	192	66	281	68	25	e/e/e/e/	113
May	753	234	3	363	19	35	e/e/e/e/	99
June	643	120	4	308	83	66	e/e/e/e/	62
<u>Security Violations (Safeguarding)</u>								
July (1950)	41	25	-	3	8	d/	-	5
August	25	2	-	4	13	d/	1	5
September	17	4	-	8	2	d/	3	-
October	11	3	-	3	2	-	2	1
November	28	5	-	18	-	-	5	-
December	10	1	-	5	1	-	1	2
January (1951)	16	4	-	5	2	3	-	2
February	41	11	-	27	1	1	-	1
March	69	5	-	60	-	3	e/e/e/e/	1
April	24	5	1	10	3	4	e/e/e/e/	1
May	34	3	-	22	1	4	e/e/e/e/	4
June	39	16	-	17	3	2	e/e/e/e/	1
<u>Security Violations Military Areas</u>								
July (1950)	40	14	-	16	10	d/	-	-
August	19	4	-	4	11	d/	-	-
September	16	-	-	3	10	d/	2	1
October	4	-	-	-	1	-	-	3
November	6	-	-	1	1	-	2	2
December	9	2	-	2	-	-	2	3
January (1951)	40	-	-	27	1	9	-	3
February	18	1	-	1	-	12	e/e/e/e/	4
March	19	4	-	15	-	-	e/e/e/e/	-
April	13	-	-	-	-	9	e/e/e/e/	4
May	75	-	-	4	69	-	e/e/e/e/	2
June	135	2	-	11	121	-	e/e/e/e/	1
<u>Drunkenness</u>								
July (1950)	320	47	-	73	50	d/	40	110
August	359	61	4	84	53	d/	54	103
September	283	47	2	46	55	d/	67	66
October	265	37	-	56	40	-	57	75
November	241	59	1	51	24	-	40	66
December	375	116	2	79	52	-	54	72
January (1951)	356	44	2	133	33	30	-	114
February	342	69	4	95	39	13	e/e/e/e/	122
March	302	34	-	95	45	17	e/e/e/e/	111
April	323	41	4	106	45	19	e/e/e/e/	108
May	341	114	-	114	21	16	e/e/e/e/	76
June	315	57	3	117	24	19	e/	95
<u>Uniform Violations</u>								
July (1950)	346	17	4	115	80	d/	22	108
August	544	35	13	222	175	d/	47	52
September	401	27	10	178	90	d/	31	65
October	354	38	6	190	44	-	24	52
November	271	27	11	154	28	-	16	35
December	309	38	5	119	59	-	35	53
January (1951)	362	53	24	113	48	27	-	97
February	417	13	7	177	80	19	e/	121
March	337	40	12	128	62	19	e/	76
April	370	27	5	133	76	12	e/e/e/e/	117
May	441	124	3	133	75	26	e/e/e/e/	80
June	384	23	4	191	44	30	e/	92

TABLE 289 - OFFENSES COMMITTED BY MILITARY PERSONNEL ASSIGNED TO CONTINENTAL US
AND OVERSEAS - FY 1951 - CONTINUED

Offenses	Overseas Total	Alaskan Air Command	Carri- bean Air Command	Far East Air Forces	Military Air Transport Services	North- east Air Command	Third Air Divi- sion	USAF In Europe
<u>Miscellaneous Violations and Minor Crimes</u>								
July (1950)	935	228	7	351	133	d/	10	206
August	1,811	303	27	1,177	150	d/	17	137
September	1,964	328	27	1,051	141	d/	18	399
October	1,902	260	18	1,068	109	-	30	417
November	1,456	77	38	861	100	-	74	306
December	1,412	125	29	785	95	-	43	335
January (1951)	1,643	126	24	872	66	26	-	529
February	1,714	88	33	913	91	38	e/	551
March	1,780	46	34	1,103	136	29	e/	432
April	1,894	115	37	1,151	136	29	e/	426
May	2,410	461	21	1,327	101	18	e/	482
June	2,572	288	16	1,700	108	47	e/	413
<u>Miscellaneous Serious Crimes</u>								
July (1950)	89	2	-	33	6	d/	11	37
August	88	-	-	31	2	d/	5	50
September	121	9	-	50	7	d/	23	32
October	120	-	-	57	7	-	17	39
November	139	6	-	77	9	-	2	45
December	146	6	-	78	23	-	5	34
January (1951)	137	12	-	80	29	1	-	15
February	200	22	-	98	27	-	e/	53
March	133	10	2	52	30	1	e/	38
April	136	24	-	69	15	2	e/	26
May	153	22	1	81	19	-	e/	30
June	187	29	-	108	13	1	e/	36
<u>Offenders</u>								
July (1950)	3,502	578	32	1,243	417	d/	137	1,095
August	4,591	584	81	2,109	574	d/	250	993
September	4,091	703	60	1,763	601	d/	368	596
October	3,918	585	59	1,865	491	-	299	619
November	3,334	363	60	1,698	395	-	348	470
December	3,830	474	56	1,779	516	-	368	637
January (1951)	4,243	350	89	1,989	498	162	-	1,155
February	4,305	374	76	2,100	458	96	e/	1,201
March	4,218	263	74	2,181	558	108	e/	1,034
April	4,072	278	102	2,119	485	111	e/	977
May	4,238	519	32	2,381	565	113	e/	628
June	4,312	340	30	2,368	634	199	e/	741
<u>General Prisoners</u>								
July (1950)	26	7	-	15	1	d/	2	1
August	14	1	-	7	2	d/	-	4
September	13	2	-	6	-	d/	3	2
October	11	3	-	5	-	-	2	1
November	17	1	-	12	1	-	3	-
December	24	1	-	17	-	-	5	1
January (1951)	21	-	-	13	3	2	-	3
February	27	-	-	18	4	1	e/	4
March	36	1	-	24	3	2	e/	6
April	40	1	1	24	2	1	e/	11
May	53	1	2	41	1	5	e/	3
June	84	2	2	70	3	4	e/	3
<u>Garrison Prisoners</u>								
July (1950)	267	29	2	133	30	d/	18	55
August	259	29	3	123	28	d/	17	59
September	280	27	10	144	38	d/	18	43
October	252	22	4	140	27	-	19	40
November	267	15	1	157	34	-	25	35
December	312	18	-	213	38	-	20	23
January (1951)	364	18	-	227	40	17	-	62
February	377	17	5	237	31	20	e/	67
March	404	32	4	245	36	19	e/	68
April	461	41	3	253	32	21	e/	111
May	468	44	1	282	30	11	e/	100
June	224	39	1	23	35	11	e/	115

TABLE 289 - OFFENSES COMMITTED BY MILITARY PERSONNEL ASSIGNED TO CONTINENTAL US
AND OVERSEAS - FY 1951 - CONTINUED

Offenses	Overseas Total	Alaskan Air Command	Carri- bean Air Command	Far East Air Forces	Military Air Transport Services	North- east Air Command	Third Air Divi- sion	USAF In Europe
<u>Number of Security Checks</u>								
July (1950)	621	122	7	17	296	d/	165	14
August	648	9	6	20	337	d/	243	33
September	832	16	2	61	421	d/	270	62
October	714	7	4	26	315	-	300	62
November	600	9	3	42	130	-	416	-
December	898	7	1	99	306	-	443	42
January (1951)	1,064	18	14	117	336	85	-	494
February	1,278	14	3	234	343	60	e/	624
March	1,680	21	7	249	568	52	e/	783
April	1,546	7	3	229	438	81	e/	788
May	962	10	3	246	556	78	e/	69
June	870	15	3	121	563	92	e/	76
<u>Loyal and Character Processed Investigations to OSI</u>								
July (1950)	1,048	150	4	663	123	d/	22	86
August	896	272	6	375	175	d/	22	46
September	946	205	10	523	122	d/	27	59
October	767	112	17	397	100	-	26	115
November	672	114	5	324	94	-	49	86
December	865	93	3	361	339	-	42	27
January (1951)	790	97	14	374	190	92	-	23
February	1,856	102	19	464	281	27	e/	963
March	925	87	6	330	227	44	e/	231
April	1,270	107	14	453	412	22	e/	262
May	1,510	123	1	356	727	34	e/	269
June	1,413	143	6	521	374	54	e/	315
<u>Completed and Returned</u>								
July (1950)	537	53	4	321	36	d/	4	119
August	714	41	1	391	51	d/	9	221
September	554	24	2	375	52	d/	27	74
October	620	139	4	292	85	-	9	91
November	1,215	247	32	641	62	-	3	230
December	428	110	6	202	76	-	12	22
January (1951)	896	184	23	463	90	68	-	68
February	1,013	141	7	497	79	13	e/	276
March	1,163	143	7	375	195	59	e/	384
April	1,009	137	13	266	149	21	e/	423
May	1,500	228	14	659	190	75	e/	334
June	1,786	181	30	966	226	61	e/	322
<u>Clearances Granted</u>								
July (1950)	708	51	10	517	30	d/	2	98
August	649	41	3	372	48	d/	8	177
September	496	24	13	353	52	d/	2	52
October	613	139	6	346	96	-	8	18
November	815	210	23	472	104	-	3	3
December	681	108	6	474	92	-	-	1
January (1951)	1,094	182	38	582	218	59	-	15
February	1,333	141	49	742	317	49	e/	35
March	1,595	142	49	691	305	56	e/	352
April	1,678	137	33	642	282	57	e/	527
May	1,660	228	33	921	232	82	e/	164
June	1,908	181	43	1,206	245	90	e/	143
<u>Clearances Denied</u>								
July (1950)	5	2	-	3	-	d/	-	-
August	8	-	-	3	-	d/	-	5
September	9	-	-	6	3	d/	-	-
October	8	-	-	8	-	-	-	-
November	4	-	-	3	-	-	-	1
December	6	2	-	3	1	-	-	-
January (1951)	5	2	-	3	-	-	-	-
February	10	-	-	6	4	-	e/	-
March	12	1	-	6	-	1	e/	4
April	131	-	-	107	20	3	e/	1
May	18	-	-	4	7	4	e/	3
June	17	-	-	9	6	1	e/	1

TABLE 289— OFFENSES COMMITTED BY MILITARY PERSONNEL ASSIGNED TO CONTINENTAL US
AND OVERSEAS— FY 1951 -- CONTINUED

Offenses	Overseas Total	Alaskan Air Command	Carri- bean Air Command	Far East Air Forces	Military Air Transport Services	North- east Air Command	Third Air Divi- sion	USAF In Europe
AF Personnel Punished Under 104th A.W.								
July (1950)	908	140	1	350	121	a/ d/	60	236
August	1,268	219	11	492	158	d/	115	273
September	1,107	182	7	444	142	d/	114	218
October	1,136	169	9	473	136	-	122	227
November	1,189	180	9	543	120	-	153	184
December	1,178	121	15	501	156	-	190	195
January (1951)	1,485	250	12	643	103	44	-	433
February	1,343	155	8	583	141	28	e/	428
March	1,382	106	11	735	130	33	e/	367
April	1,254	142	13	586	139	35	e/	339
May	1,153	139	10	583	73	24	e/	324
June	1,461	140	8	771	138	28	e/	376

a/ Air Defense Command re-established a major air command, 1 January 1951.

b/ Research and Development Command established, 23 January 1950 and redesignated Air Research and Development, 16 September 1950.

c/ Tactical Air Command was designated a major air command, 1 December 1950.

d/ Northeast Air Command was redesignated as such, 1 October 1950. It was formerly Newfoundland Base Command under Military Air Transport Service.

e/ Third Air Division was terminated as a major air command and assigned to USAF, 21 January 1951.

f/ Long Range Proving Ground Division was assigned to Air Research and Development Command, 14 May 1951.

Source: Executive Office, Director, Air Provost Marshal, Hq, USAF.

TABLE 290— GOVERNMENT PROPERTY LOST OR STOLEN BY MILITARY PERSONNEL AND RECOVERED AT
MAJOR AIR COMMANDS, CONTINENTAL US AND OVERSEAS — FY 1951

(Table below indicates rounded dollar values. (\$.50 and below were dropped; over \$.50 were raised to the next dollar.) Since there were no entries for Air University and Long Range Proving Ground, these commands were eliminated from this table.)

	Total	ADC	AMC	APG	ARDC	ATRC	ConAC	HqC	MATS	SAC	SWC	-TAC
July (1950)												
Lost or Stolen	17,647	a/	3,646	871	b/	2,715	5,025	80	1	5,130	179	c/
Recovered	25,052	a/	20,756	-	b/	622	1,614	-	1	2,023	36	c/
August												
Lost or Stolen	38,716	a/	3,592	-	b/	23,715	4,093	88	133	7,045	50	c/
Recovered	13,831	a/	3,940	303	b/	4,269	3,350	-	180	1,789	-	c/
September												
Lost or Stolen	16,024	a/	2,053	48	-	2,667	6,346	265	25	4,620	-	c/
Recovered	9,542	a/	1,425	48	-	2,172	3,658	-	450	1,699	90	c/
October												
Lost or Stolen	14,932	a/	2,209	375	-	2,481	4,921	120	29	4,732	65	c/
Recovered	10,131	a/	1,925	142	-	2,861	3,415	-	-	1,753	35	c/
November												
Lost or Stolen	17,642	a/	2,428	109	-	3,695	2,184	167	338	8,721	-	c/
Recovered	11,992	a/	5,231	2	-	1,790	873	37	27	3,996	36	c/
December												
Lost or Stolen	17,368	a/	5,519	255	-	1,823	2,725	704	212	6,130	-	-
Recovered	8,762	a/	4,193	-	-	520	2,368	-	33	1,648	-	-
January (1951)												
Lost or Stolen	21,682	620	5,367	-	-	3,884	933	99	450	9,071	64	1,194
Recovered	18,004	1,565	10,630	-	-	2,406	232	45	195	2,652	-	279
February												
Lost or Stolen	28,236	896	5,003	799	-	3,240	1,115	1,054	295	15,487	-	347
Recovered	13,031	1,122	4,638	-	-	570	357	-	63	6,052	-	229
March												
Lost or Stolen	38,905	1,508	9,106	111	-	6,409	1,612	425	632	17,583	372	1,147
Recovered	24,303	321	16,784	-	-	3,497	206	-	298	2,534	-	663

TABLE 290 - GOVERNMENT PROPERTY LOST OR STOLEN BY MILITARY PERSONNEL AND RECOVERED AT MAJOR AIR COMMANDS, CONTINENTAL US AND OVERSEAS - FY 1951 - CONTINUED

	Total	ADC	AMC	APG	ARDC	ATRC	ConAC	HqC	MATS	SAC	SMC	TAC
<u>April (1951)</u>												
Lost or Stolen	36,847	4,783	19,992	299	86	3,690	702	87	1,076	5,060	145	927
Recovered	25,345	1,503	18,732	-	-	1,506	72	-	264	2,551	-	717
<u>May</u>												
Lost or Stolen	23,962	1,489	5,506	12	83	7,409	1,367	430	673	5,779	57	1,157
Recovered	16,201	269	3,897	-	2,007	4,283	524	-	60	5,151	-	10
<u>June</u>												
Lost or Stolen	39,874	2,037	25,882	103	35	3,872	234	329	845	5,956	37	544
Recovered	8,804	628	4,157	-	-	872	218	-	230	2,476	-	223

	Total	AAC	CAIRC	FEAF	MATS	NEAC	3rd ADiv	USAF
<u>July (1950)</u>								
Lost or Stolen	28,321	9,020	-	16,325	515	d/	830	1,631
Recovered	18,650	2,330	-	15,122	351	d/	345	502
<u>August</u>								
Lost or Stolen	37,650	10,172	-	13,994	857	d/	9,467	3,160
Recovered	28,608	5,030	-	11,058	2,098	d/	9,061	1,361
<u>September</u>								
Lost or Stolen	56,351	125	34	43,671	490	d/	5,813	6,218
Recovered	37,685	25	-	32,641	29	d/	4,504	486
<u>October</u>								
Lost or Stolen	35,198	2,136	-	25,372	1,232	-	3,029	3,429
Recovered	19,352	-	-	16,773	1,175	-	1,047	357
<u>November</u>								
Lost or Stolen	28,945	1,506	15	16,580	1,722	-	2,002	7,120
Recovered	17,392	54	-	15,331	1,273	-	489	245
<u>December</u>								
Lost or Stolen	38,046	7,534	-	25,180	1,843	-	1,957	1,532
Recovered	25,969	4,901	-	20,347	206	-	28	487
<u>January (1951)</u>								
Lost or Stolen	29,149	645	42	20,623	742	970	-	6,127
Recovered	23,700	410	-	19,081	416	27	-	3,766
<u>February</u>								
Lost or Stolen	30,903	1,007	-	24,040	966	98	e/	4,792
Recovered	17,633	87	-	15,025	175	79	e/	2,267
<u>March</u>								
Lost or Stolen	38,152	700	-	13,392	299	62	e/	23,699
Recovered	17,001	26	-	16,169	368	2	e/	436
<u>April</u>								
Lost or Stolen	40,432	2,423	-	30,386	915	378	e/	6,330
Recovered	29,549	862	-	26,417	126	234	e/	1,910
<u>May</u>								
Lost or Stolen	24,154	541	-	13,817	1,051	139	e/	8,606
Recovered	14,143	67	-	11,792	630	68	e/	1,586
<u>June</u>								
Lost or Stolen	25,332	969	-	18,707	329	-	e/	5,327
Recovered	19,840	96	-	19,240	301	-	e/	203

a/ Air Defense Command re-established a major air command, 1 January 1951.

b/ Research and Development Command established, 23 January 1950 and redesignated Air Research and Development, 16 September 1950.

c/ Tactical Air Command was designated a major air command, 1 December 1950.

d/ Northeast Air Command was redesignated as such, 1 October 1950. It was formerly Newfoundland Base Command under Military Air Transport Service.

e/ Third Air Division was terminated as a major air command and assigned to USAF, 21 January 1951.

Source: Executive Office, Director, Air Provost Marshal, Hq, USAF.

TABLE 291 - GOING AWOL AND MAN DAYS LOST (AWOL) SUMMARY - LAST HALF FY 1947 THROUGH FY 1951

(In the table below the rates are based on the number of AWOL cases and Man Days Lost against average command strength (chargeable to the commanding general) and includes some few civilians during FY 1947 but so few that they are not significant.)

Date	Number	Rate per 1,000 per Quarter	Date	Number	Rate per 1,000 per Quarter
GOING AWOL			MAN DAYS LOST (AWOL)		
CONTINENTAL US					
<u>FY 1947 (Last Half)</u> . . .					
Third Quarter	6,929	32.7			
Fourth Quarter	5,789	28.7			
<u>FY 1948</u>			<u>FY 1948</u>		
First Quarter	6,543	30.3	First Quarter	99,992	463.1
Second Quarter	6,628	29.0	Second Quarter	97,910	428.8
Third Quarter	7,452	30.4	Third Quarter	90,401	368.4
Fourth Quarter	8,579	34.8	Fourth Quarter	103,717	420.5
<u>FY 1949</u>			<u>FY 1949</u>		
First Quarter	8,471	33.4	First Quarter	107,329	423.0
Second Quarter ^{a/}	6,303	24.3	Second Quarter ^{a/}	85,593	329.9
Third Quarter	5,861	20.4	Third Quarter	69,797	243.3
Fourth Quarter	5,550	19.2	Fourth Quarter	62,143	215.1
<u>FY 1950</u>			<u>FY 1950</u>		
First Quarter	7,929	25.6	First Quarter	79,089	255.0
Second Quarter	7,421	23.0	Second Quarter	84,368	261.4
Third Quarter	7,323	22.8	Third Quarter	77,008	239.6
Fourth Quarter	6,920	21.9	Fourth Quarter	77,722	245.6
<u>FY 1951</u>			<u>FY 1951</u>		
First Quarter	6,658	19.5	First Quarter	92,096	270.1
Second Quarter	6,335	15.5	Second Quarter	81,122	199.2
Third Quarter	6,530	12.8	Third Quarter	76,985	150.7
Fourth Quarter	8,014	13.4	Fourth Quarter	90,911	152.3
OVERSEAS					
<u>FY 1950</u>			<u>FY 1950</u>		
Third Quarter	826	9.0	Third Quarter	4,194	45.9
Fourth Quarter	755	10.4	Fourth Quarter	4,291	46.7
<u>FY 1951</u>			<u>FY 1951</u>		
First Quarter	815	7.7	First Quarter	3,748	35.3
Second Quarter	959	7.6	Second Quarter	4,556	35.9
Third Quarter	1,148	8.2	Third Quarter	5,241	37.5
Fourth Quarter	842	5.8	Fourth Quarter	4,250	29.5


a/ November 1948 Tactical Air Command report not received.

Source: Executive Office, Director, Air Provost Marshal, Hq, USAF.

PART ~~XIX~~

COMPONENTS, ETC

1. USAF RESERVE
2. AIR NATIONAL GUARD
3. RESERVE OFFICER TRAINING CORPS
4. CIVIL AIR PATROL
5. EXPLORERS



USAF RESERVES, AIR NATIONAL GUARD, RESERVE OFFICERS TRAINING CORPS, CIVIL AIR PATROL, AND EXPLORERS

This area of the publication covers all personnel and aircraft and related subjects including Budget and Training on USAF Reserves, Air National Guard, Reserve Officers Training Corps, Civil Air Patrol, and Explorers. These statistics cover personnel not on active duty.

AIR FORCE RESERVES

The Air Force Reserve consists of the Organized Air Reserve, the Volunteer Air Reserve, the Inactive Air Reserve, and the Honorary Air Reserve. The Organized Air Reserve and the Volunteer Air Reserve constitute the active components of the Air Force Reserve. The Inactive Air Reserve and the Honorary Air Reserve constitute the inactive portion of the Air Force Reserve.

Additional definitions covering the Air Force Reserve tables are as follows:

AIR FORCE RESERVE TRAINING CENTER

A Table of Distribution Unit of the Regular Air Force, comprising such equipment, facilities and permanent party personnel as are necessary to conduct the training and administration of the Reserve T/O&E units assigned to it and to conduct the administration of unassigned reservists.

COROLLARY UNIT

A unit of the Air Force Reserve organized on the same T/O&E or T/D as its parent Regular Air Force Unit. Each Corollary Unit is located at the same location as its parent unit and is trained with the facilities and equipment available to the parent unit. A Corollary Unit is activated at each location where the personnel of the Regular Air Force Unit can be duplicated with similar reservists.

HONORARY AIR RESERVE

All Air Force Reserve personnel whose service has been honorable and who have, prior to reaching the statutory age for retirement, completed 20 years of satisfactory Federal service on active or inactive status or combination thereof in any component or components of the armed services, or who have reached the statutory age for retirement, and who have applied for and received transfer thereto compose the Honorary Air Reserve.

INACTIVE AIR RESERVE

All Officers who, unable or unwilling to participate in the required activities of the Organized Air Reserve or Volunteer Air Reserve, are transferred thereto, or who are disqualified for such participation because of a lack of professional qualifications compose the Inactive Air Reserve.

MOBILIZATION ASSIGNMENT

Is that duty for which an individual reservist volunteers and is assigned on inactive duty status in anticipation of war or other national emergency. The purpose of mobilization assignments is to provide augmentation for units of the Regular Air Force from peacetime strength to the strength required on M-Day. Mobilization assignees are trained and administered by the major command to which assigned.

ORGANIZED AIR RESERVE

All personnel of the Air Force Reserve who are physically and professionally qualified for active duty, who fulfill the age-in-grade requirements, and who are required for the Corollary, AFRTC, and Mobilization Assignment Programs of the Air Force Reserve Program compose the Organized Air Reserve.

Age-in-Grade Requirements for Organized Reserve - The maximum age-in-grade for officers of the Organized Reserve is as follows:

	<u>Col.</u>	<u>Lt. Col.</u>	<u>Maj.</u>	<u>Capt.</u>	<u>Lt.</u>
Effective 1 January 1951 for rated personnel assigned to tactical flying units and tactical headquarters below wing level.	49	45	42	37	32
Interim period for above	49	47	44	41	36
Other officers assigned to T/O&E Units and all others in the Organized Air Reserve. . .	60	55	48	42	36.

VOLUNTEER AIR RESERVE

All personnel of the Air Force Reserve who are physically and professionally qualified for active duty, but for whom no position vacancy exists in the Organized Air Reserve, or who, for personal reasons, do not participate in the Air Force Reserve training program to the extent required for retention in the Organized Air Reserve compose the Volunteer Air Reserve.

There are no age-in-grade requirements for personnel of the Volunteer Air Reserves excepting the maximum age of 60.

TABLE STATISTICS

RESERVE RETIREMENTS

The table covering this subject was extended to cover officer retirements from 1 July 1950 through 31 December 1951. During this period, 113 Reserves were retired, 71 of whom were actually retired during FY 1951. This number included 1 Master Sergeant who retired in February 1951.

ORGANIZATION

Under this subject we find Table 293 "Air Force Reserve Training Center Units By Type, FY 1951", Table 281 "Changes Made in Air Force Reserve Training Centers, FY 1951" and Table 295 "USAF Reserve Corollary Units, FY 1951". Closely associated with the organization tables is Table 296 "USAF Reserve Training Center Strength By Wing, FY 1951". Table 293 indicates the transfer of AFRTC wings to Active Military Service (AMS). Total AFRTC wings which entered on active military duty during FY 51 resulted in the addition of 10 Wings to total USAF Combat and Airlift Wings. This lesser number than the number of wings recalled reflects the fact that many recalled units were not fully manned or equipped and it was therefore necessary to combine personnel and/or equipment of two or more units.

AIR FORCE RESERVE TRAINING CENTERS UNITS

At the beginning of FY 1951 there were 20 Troop Carrier (Medium) and 5 Bombardment (Light) Wings in the USAFR. By the end of August 1950, 1 Troop Carrier Wing (Medium) and 1 Bombardment (Light) Wings had gone on AMS. By 31 October 1950, 2 more Troop Carrier (Medium) Wings had gone on AMS and by 25 May 1951 the remainder (21) of the Wings

**USAF RESERVES , AIR NATIONAL GUARD , RESERVE OFFICERS TRAINING CORPS , CIVIL AIR PATROL ,
AND EXPLORERS CONTINUED**

had entered AMS thus removing all units from the AFRTC category. The recalled were alerted in February (1951) and the first of the 21 went on active duty 1 March 1951 with the final wings entering AMS prior to the end of May 1951. As no units were to be reported for May and June these two months columns were deleted from the table.

Personnel involved totaled approximately 25,000 men. The AFRTC began FY 1951 with 31,357 personnel and by 25 May 1951, 8,900 officers and 21,800 enlisted personnel had reported to AMS. Five Troop Carrier (Medium) Wings were assigned to the Tactical Air Command and the remainder of the units reported to the Strategic Air Command.

The Reserve Training Center Wings Assigned Strength for FY 1951 for both officer and enlisted by month stood thus:

(In Thousands)

Jul (1950)	Aug	Sep	Oct	Nov	Dec	Jan (1951)	Feb	Mar	Apr	May	Jun
31.4	27.7	27.3	24.3	24.2	24.8	26.2	25.6	14.7	8.2	-	-

COROLLARY UNITS

At the end of June 1950 there were 132 Corollary Units (T/O&E) while by 30 June 1951 there was only 1. The one remaining at the end of the fiscal year was the Command Communications unit redesignated 900 Black. During June 1951 the Air Defense Command had ordered all of its Corollary Units into active military service but the one communications unit was carried over into FY 1952. Other commands inactivated the Corollary Units and transferred the personnel to the Mobilization Assignment Program. At the end of FY 1951 only 1,655 personnel remained in the program, nearly all of whom were with the Military Air Transport Command.

The T/D Corollary Units totaled 77 on 30 June 1950 and were reduced to 29 by 30 June 1951. The Assigned Strength (Officer and Enlisted) for FY 1951 of all Corollary Units was as follows:

(In Thousands)

	Jul (1950)	Aug	Sep	Oct	Nov	Dec	Jan (1951)	Feb	Mar	Apr	May	Jun
Assigned	15.4	15.6	15.5	14.9	14.8	14.8	15.3	13.9	13.3	9.1	5.3	1.7

MOBILIZATION ASSIGNMENT

Prior to December 1950 Enlisted Personnel were not eligible for Active Military Service, therefore, no data were reported. The only command reporting in December 1950 was Tactical Air Command with 69. By 30 June 1951, 1,672 were shown for all commands indicating a net increase of 1,603 from the time of the initial report.

The Mobilization Assignments of both officers and enlisted personnel for FY 1951 by month were:

(In Thousands)

	Jul (1950)	Aug	Sep	Oct	Nov	Dec	Jan (1951)	Feb	Mar	Apr	May	Jun
Assigned Strength	12.7	11.2	10.0	9.5	9.3	9.3	9.1	8.5	7.9	5.5	4.8	4.9

ORGANIZED AIR RESERVES

The Organized Air Reserve recall schedule for FY 1951 was accomplished. Between 25 January 1951 and 30 June 1951 the strength of the Organized Air Reserve decreased 44,121. The recall schedule which began in February 1951 sent all OAR Units (except for a few Corollary Units) and all but one third of the Mobilization Assignees to Active Military Service by 30 June 1951. Organized Air Reserve Strength was reduced of all AFRTC Wings, most of the Corollary Units, and approximately two thirds of the Mobilization Assignees.

Of the 41,188 officers sent into AMS between 1 July 1950 and 22 June 1951, 40 per cent were Organized Air Reserve and of the 66,326 enlisted men, 42 per cent were Organized Air Reserve. Officers of the Organized Air Reserve sent to AMS represented 37 per cent of the total (44,624) OAR. It is estimated that 2 per cent of the total USAFR personnel who were sent to active duty as VAR during FY 1951 were Organized Air Reserve personnel granted delays of three months.

VOLUNTEER AIR RESERVE

VAR represented 96 per cent of the USAFR Reserve Strength at the end of the fiscal year. The VAR contributed more officers and enlisted men to the Air Force Command Strength than the Organized Air Reserve but because of its great size (more than 300,000 personnel) and due to the procedure of transferring OAR personnel to VAR when delays of over 90 days are granted (AFR-35-83) or when units are inactivated, no definite strength trend is discernible. Officers represented 39 per cent of the Volunteer Air Reserve sent into AMS and Enlisted, 61 per cent. Of the 41,188 Reserve Officers sent into AMS during the fiscal year 60 per cent were VAR; Enlisted men represent 57 per cent of a total of 66,326 Enlisted Reservists sent to AMS.

During FY 1951 a total of 107,514 Reservists were sent to Active Military Service and of this number 58 per cent were from Volunteer Air Reserve.

SEPARATIONS

Separations did not include those USAFR Reserves sent to Active Military Service but only those personnel who were actually separated from the organization by death, retirement, resignation of commission, etc. The annual rate of USAFR officer separations for FY 1951 was 10 per 1,000 or 1 per cent. The USAFR Enlisted had a much higher rate with 96 per 1,000 or 9.6 per cent.

**USAF RESERVES , AIR NATIONAL GUARD , RESERVE OFFICERS TRAINING CORPS , CIVIL AIR PATROL ,
AND EXPLORERS CONTINUED**

The separations per 1,000 by month for the entire Fiscal Year were:

(In Thousands)

	Jul (1950)	Aug	Sep	Oct	Nov	Dec	Jan (1951)	Feb	Mar	Apr	May	Jun
Officer	4.8	9.1	6.1	8.1	6.1	10.2	11.1	7.8	12.4	5.5	9.1	10.4
Enlisted	60.0	81.6	92.4	67.6	106.8	110.4	91.2	104.4	110.4	88.8	148.8	91.2

During FY 1951 a total of 6,296 or an average of approximately 525 (150 officers and 375 enlisted men) per month of USAF Reserve personnel were rejected from Active Military Service because of physical disability. Of this number 1,802 or 29 per cent were officers. The greatest number of rejections was in March (1951) and that total comprised 812 officers and 770 enlisted.

TRAINING

Of a monthly average of 1,995 (597 Officers and 1,389 Enlisted) delays from active duty training, "Hardship" cases led with an average of approximately 1,060 per month. Officers had 236 and Enlisted 8,234 of the hardship averages. The average per month for each cause given may be found in the following:

	Average Per Month
Critical Occupations	215
Key Position	337
Scientific and Educational	379
Government Official (Based on four months)	11
Hardship	1,060

During FY 1951 a monthly average of 1,097 USAF Officers and 566 USAF Enlisted men completed active duty training, the greatest number of each completing the training in July 1950. Total man days completed by officers during the fiscal year was 195,606 and the number completed by enlisted was 87,664.

The average number of USAFR officer personnel participating in Inactive Duty training for pay during FY 1951 was 12,584 and the average for enlisted was 14,527. The former accomplished 580,298 periods for pay and the latter 646,766. A monthly average of 25,297 officers and 3,628 enlisted participated in USAFR Inactive Duty, non-pay training during FY 1951, 713,289 USAFR Inactive Duty training periods being accomplished for non-pay by officers and 103,115 by enlisted.

BUDGET

The last table under USAF Reserves covers budget obligations as reported at the end of FY 1951. The data includes obligations for pay and allowance, travel, subsistence, and individual clothing for USAF Reserve and ROTC.

AIR FORCE RESERVE FLIGHT OPERATIONS - JUNE 1951

During June a year ago there was an average of 918 airplanes (exclusive of those temporarily possessed by the USAF) on hand in the Air Force Reserve which were flown 45,238 hours during the month. Federalization of Air Force Reserve organizations during Fiscal Year 1951 has reduced the average airplanes on hand to 129 during June 1951, and the hours flown to 4,620. (Excludes 11 hours flown on an average of 31 airplanes temporarily possessed by the USAF.) Complete federalization of the Air Force Reserve is expected at an early date.

STATUS OF AIR FORCE RESERVE AIRPLANE PROGRAM

During the month of May 1951 the Air Force Reserve inventory decreased by 303 airplanes. This decrease is in conformance with the scheduled integration of the Air Force Reserve with the Regular Establishment by the end of 1951. Since 1 July 1950, the inventory has decreased by 786 airplanes, most of which were absorbed by the USAF. The Fiscal Year 1952 program does not provide for flying training in the Air Force Reserve. All Air Force Reserve aircraft are being reassigned to the Regular Establishment.

CUMULATIVE AGE DISTRIBUTION - AIR FORCE RESERVE AIRPLANES

As of 31 December 1950 there were 742 airplanes in the Air Force Reserve inventory all of which were more than five years old, while at the end of June 1951 the inventory was reduced to 120 airplanes most of which were in the 90 to 102 months age bracket.

AIR NATIONAL GUARD

The Air National Guard of the United States means a Reserve component of the Air Force of the United States composed of those Federally recognized units, organizations, and persons duly appointed and commissioned in the Air National Guard of the several States, Territories, and the District of Columbia who have taken and subscribed to the oath of office prescribed in section 73 of the National Defense Act, 1916, as amended, and who have been duly appointed by the President in the Air National Guard of the United States as provided by law; of those officers and warrant officers appointed as prescribed in sections 75 and 111 of the National Defense Act, 1916, as amended; and of those persons duly enlisted in the Air National Guard of the United States and of the several States, Territories, and the District of Columbia who have taken and subscribed to the oath of enlistment prescribed in section 70 of the National Defense Act, 1916, as amended.

The following definitions apply to Air National Guard and help to explain the tables found in this section of the publication.

AIR NATIONAL GUARD STRENGTH

The assigned strength of Air National Guard Units (USAF and SCARWANG and ARWAF) not on active Military Service. This strength includes personnel determined to be either Department of the Air Force or Department of the Army in accordance with JAAFAR 1-11-20.

**USAF RESERVES , AIR NATIONAL GUARD , RESERVE OFFICERS TRAINING CORPS , CIVIL AIR PATROL ,
AND EXPLORERS CONTINUED**

CURRENT AUTHORIZED STRENGTH (AIR NATIONAL GUARD)

The authorized strength which is applicable to Federally recognized Air National Guard Units as of the specified date. Such authorized strengths as are issued in appropriate Air Force table of organization with the current reduction in strength by the National Guard Bureau.

SCARWANG PERSONNEL

Special category Army type National Guard Personnel who have or are awaiting Federal recognition and who are assigned to an Air National Guard Unit provided their assignment on "M" Day would be with the US Air Force. These personnel are charged to the Air National Guard Troop ceiling.

TROOP PROGRAM - AIR NATIONAL GUARD

Authorized strength of all Air National Guard Units allotted to the States, Territories and possessions as issued in appropriate Tables of Organization and Tables of Distribution currently augmented and/or reduced by the National Guard Bureau.

TABLE STATISTICS

Tables in this section cover authorized and assigned Air National Guard Strength and Units by location and by identity; the assigned strength of Air National Guard warrant officers, the assigned strength of Air National Guard sent to Active Military Service and the budget report on FY 1951 obligations for Air National Guard.

On 30 June 1950, 9,493 officers and 48,220 enlisted men were authorized for the Air National Guard at which time 7,028 officers or 74 per cent were assigned and 38,056 enlisted or 79 per cent were assigned. By the end of FY 1951 the percentages stood thus: 60 per cent of the authorized officer strength was assigned and 82 per cent of the enlisted. The total assigned strength at the end of FY 1950 was 45,084 and this number dropped to 20,057 by 30 June 1951.

The following table shows the Assigned Strength of Air National Guard as compared to the Troop Program Strength in thousands by month for the period 30 June 1950 through 30 June 1951:

(In Thousands)

	Jun (1950)	Jul	Aug	Sep	Oct	Nov	Dec	Jan (1951)	Feb	Mar	Apr	May	Jun
Troop Program	49.5	49.5	49.5	49.5	37.0	40.6	43.4	45.7	39.9	33.8	21.0	22.1	22.6
Assigned . . .	45.1	45.0	45.1	45.7	39.4	41.8	44.6	47.9	39.1	32.5	23.7	20.1	20.1

The Air National Guard began and ended FY 1951 with 5 Fighter Wings and 8 Aircraft Control and Warning Groups. While the Air National Guard strength decreased approximately 25,000 during FY 1951 the actual contribution of the AF military command strength was 37,769 Air National Guard Personnel (5,117 officers and 32,652 enlisted men). Units ordered to Active Military Service included: 17 Fighter Wings, 3 Bomber (Light) Wings, 4 Aircraft Control and Warning Groups, and 2 Tactical Reconnaissance Wings.

Between 30 June 1950 and 30 June 1951 the Air National Guard Units were reduced from 516 to 170 and in relation to authorized strength the assigned strength stood thus during the same period:

30 June (1950)	78 per cent
30 September (1950)	78 per cent
31 December (1950)	81 per cent
31 March (1951)	69 per cent
30 June (1951)	79 per cent

The following number of units were activated and assigned strength sent to Active Military Service during the following months:

Month	Units	Officers	Enlisted
Total . . .	456	5,117	32,652
October (1950) . .	108	1,111	6,603
January (1951) . .	8	88	856
February (1951) . .	96	1,174	7,477
March (1951) . . .	102	1,045	6,933
April (1951) . . .	114	1,340	7,873
May (1951)	28	359	2,910

The last table in this series, Table 327 indicates the Obligations During FY 1951 Funds Appropriated for Air National Guard. Gross Obligations were listed at \$96,932,373 of which \$5,002,000 were Anticipated Reimbursements.

AIR NATIONAL GUARD - CUMULATIVE AGE DISTRIBUTION

The average age of airplanes in the Air National Guard as of 31 December 1950 was 66.2 as compared to 69.4 at the end of June 1951. This increase in age was due mostly to the fact that a large number of airplanes in the lower age group were integrated into the USAF inventory.

AIR NATIONAL GUARD AIRPLANE FLYING TIME OPERATING ACTIVE - FY 1951

Federalization of Air National Guard units during the Fiscal Year 1951 reduced the average number of operating

**USAF RESERVES, AIR NATIONAL GUARD, RESERVE OFFICERS TRAINING CORPS, CIVIL AIR PATROL,
AND EXPLORERS** *Continued*

active aircraft on hand during the last month of the year to approximately one-fourth of the number on hand during July 1950. Flying time for Fiscal Year 1951 totaled 249,179 hours, 48 per cent of which was flown on fighter, 23 per cent on trainer, 22 per cent on cargo, and 7 per cent on bomber type airplanes. In view of the drastic change in inventory, comparison of flight hours with those for Fiscal Year 1950 is not presented.

STATUS OF AIR NATIONAL GUARD AIRPLANES PROGRAM (As of 30 June 1951)

Both the estimated and actual on hand inventory figures for the Air National Guard have dropped considerably during the past fiscal year. At the beginning of the fiscal year the program called for 2,592 as compared to 645 as of 30 June 1950, a decrease of 75 per cent. The actual inventory has decreased accordingly with a total of 2,674 airplanes at the beginning of the year as compared to 586 as of 30 June 1951, a decrease of 78 per cent. At the end of the fiscal year the actual inventory was 59 airplanes short of the estimated on-hand.

AIR NATIONAL GUARD ACCIDENTS

Air National Guard airplanes were involved in 153 major accidents during the Fiscal Year 1951. A total of 206 accidents occurred and 54 airplanes (including missing airplanes) were destroyed.

Aircraft accident table for Air National Guard is shown in the Air Force Reserve Section, Table 322, page 610.

RESERVE OFFICERS TRAINING CORPS

The purpose of the Air Force Reserve Officers' Training Corps is to provide a major source of Junior Officers for the US Air Force and the principal source for the USAF Reserve Forces.

DEFINITIONS

AFROTC STRENGTH

This is the inventory of all Air Force Reserve Officers' Training Corps (AFROTC) students in active participation of ROTC training, in conjunction with academic curriculum at civilian educational institutions.

CONDITIONAL ENROLLMENT

This type of enrollment is a tentative enrollment which will not become absolute unless and until the proper authority determines that the student concerned is fully qualified for formal enrollment in the advanced course of the Air Force ROTC.

ENROLLED STUDENTS

This group included both conditionally and formally enrolled students.

FORMAL ENROLLMENT

This type of enrollment is an absolute advanced enrollment where a condition does not exist that would question a student's qualification for enrollment. Such enrollment entitled the student concerned to receive all benefits, financial and otherwise, provided by law and regulations. (Tables in this publication are based on this type of enrollment).

TABLE STATISTICS

PROGRAM

At the beginning of FY 1951 the AFROTC program called for the commission of 6,875 second lieutenants. Expansion of this program is reflected in future requirements for commissioning 27,750 second lieutenants by FY 1955. Planned annual AFROTC commissions for FY 1952 are 9,520; FY 1953, 11,050; and FY 1954, 15,200.

Plans for AFROTC summer camps for 1951 were cancelled because adequate facilities were not available.

PERSONNEL

At the close of FY 1950 the USAF maintained ROTC units with a total formal enrollment of 42,422 (31,065 Basic and 11,357 Advanced) at 127 colleges; at the beginning of the 1950-51 school year the formal enrollment stood at 61,723 (45,073 Basic and 16,650 Advanced); and at the end of the same school year (final reporting date - 15 June 1951) there was a total formal enrollment of 63,058 including 19,747 Advanced and 43,311 Basic students at 131 colleges.

At the close of the school year, June 1949, 23.6 per cent of the total enrollment of 36,789 students were taking advanced courses in US educational institutions; at the end of FY 1950 the advanced enrollment represented 26.8 per cent and on 15 June 1951 the advanced enrollment percentage of total enrollment was 31.3.

The 1950-51 scholastic year produced 6,778 commissioned officers which represented 87 per cent of the second and third year advanced enrollment. Out of the number commissioned, were 182 distinguished military graduates who have accepted Regular AF appointments. Delays in order to complete schooling were granted to 1,518 of the graduates commissioned. An estimated 5,300 had been ordered to active military service by 30 June 1951.

TABLE STATISTICS

TRAINING

The following statistics have been gathered on training for FY 1951:

- (1) Nearly 2,000 of the AFROTC graduates commissioned during FY 1951 majored in Administration.
- (2) 1,616 of whom 126 were aero engineers and 1,447 were either mechanical or civil engineers majored in Engineering.
- (3) Chemistry was the main field in Science.
- (4) History, English, and Journalism shared almost equally in arts.
- (5) Medical field was dominated by physiology.
- (6) Ninety-five law students were commissioned.
- (7) Other (7 per cent) included 5 per cent whose major field was not reported and 2 per cent were distributed over such subjects as criminology, ceramics, and photography.

CIVIL AIR PATROL

Civil Air Patrol is a statutory civilian auxiliary of the USAF whose objective is to train and maintain a flying organization composed of personnel who operate and maintain civilian airplanes and who are sufficiently public spirited and patriotic to contribute voluntarily in war time and in peacetime their aircraft, personal time, and effort to the US Air Force.

On 1 September 1950, the Secretary of Defense designated the Civil Air Patrol as an educational activity of special interest to the armed services and in April 1951 the Vice Chief of Staff of the Air Force directed increased support of the CAP by the Air Force.

**USAF RESERVES, AIR NATIONAL GUARD, RESERVE OFFICERS TRAINING CORPS, CIVIL
AIR PATROL, AND EXPLORERS** *Continued*

Civil Air Patrol's potential contribution to Civil Defense was emphasized in its training program. A complete review of this subject may be found in Table 342

PROGRAM

The 1951 program provided for exchange visits between 138 US cadets and cadets from Norway, Sweden, Denmark, Netherlands, Luxembourg, Spain, Brazil and Mexico. The program also provided for 25 summer encampments at 20 sites.

PERSONNEL

At the end of FY 1951 the Worldwide Civil Air Patrol's participating Military membership was 90,325 with 14,749 or 16.3 per cent of this number credited to female personnel. The combined (male and female) cadet total was 37,960. Of the total membership of 90,325, 3,114 participants were located overseas.

The Worldwide total represented an increase of 19,701 over 31 December 1950 which included an increase of 9,650 in cadets (male and female) for the same period. In one year's time the cadet (Junior) program had increased approximately 15,000.

ORGANIZATION

30 June 1950 reported 1,244 CAP units and 30 June 1951, 1,464 - indicating an increase of 220 units. No change was made in the number of Wings; Groups had an increase of 8; Squadrons a decrease of 78; and Flights an increase of 290 over that of 30 June 1950.

FLYING ACTIVITIES

Search and Rescue and Mercy Missions Flying Hours are compared for the following dates:

Calendar year 1949	9,285:56 flying hours
First Half FY 1951	5,067:32 flying hours
Last Half FY 1951	5,721:07 flying hours

TRAINING

During the last half of FY 1950 through FY 1951 the following training in man hours was given in CAP (worldwide).

Date	AP Reserve Participating		Classroom Training by CAP		Other Training by CAP		Cadet Orientation Flights	
	Personnel	Hours	Personnel	Hours	Personnel	Hours	Personnel	Hours
Last Half FY 1950 .	3,493	24,210	84,204	601,772	32,623	238,229	-	-
First Half FY 1951 .	3,750	20,514	93,435	628,352	30,128	192,957	10,144	19,893:58
Last Half FY 1951 .	4,142	27,209	110,950	696,359	42,788	222,679	13,488	20,089:56

STATUS OF CIVIL AIR PATROL AIRPLANE INVENTORY

At the end of June 1951 there was a total of 194 second-line airplanes on hand in the Civil Air Patrol, representing a net decrease of 83 airplanes during the current fiscal year. This decrease is attributed mainly to normal attrition and transfers with insufficient replacements to take care of losses.

EXPLORERS

The Continental Air Command continued a program during FY 1951 in cooperation with the Boy Scouts of America. The mission of this program is to assist in the general development of youth, age 14 through 17, in the fundamental principles of citizenship, patriotism, and leadership. Flight activities of a routine training nature, not involving special hazards and without additional expense to the government. The activities of the USAF include some flight transportation and aircraft orientation as well as entertainment of all explorers (Air, Sea, and Rover) at the air bases or encampments as planned in cooperation with the Army and the Navy.

Explorers by region shows a decrease of 1,117 in the number of Air explorers between 30 June 1950 and 30 June 1951. A decrease was also noted in the number of Sea and Rover explorers. The "Exploration Posts" had an increase of 16,200 during FY 1951 but the "Explorers in Troops" declined 40,363 during the same period.

TABLE 292 - USAF RESERVE RETIREMENTS - JUL 1950 THROUGH DEC 1951

(Officers were retired under "Title III, Public Law 810, 80th Congress," approved 29 June 1948 and amended by Public Law 297, dated, 7 September 1949. Data are based on the month of retirement. Designated Air Force represents in general the legal residence of the retiring person. In the table below 48 of the officers were placed on reserve orders during 1 July 1950 through 31 December 1951 and their effective date of retirement was retroactive within the same period; 65 had retirements effective the last day of the month in which the reserve orders were issued.)

Personnel	Total	1950						1951											
		Jul	Aug	Sep	Oct	Nov	Dec	Jan	Feb	Mar	Apr	May	Jun	Jul	Aug	Sep	Oct	Nov	Dec
FIRST AIR FORCE																			
<u>Total</u>	<u>40</u>	<u>5</u>	<u>4</u>	<u>2</u>	<u>1</u>	<u>1</u>	<u>3</u>	<u>3</u>	<u>2</u>	-	<u>2</u>	<u>4</u>	<u>3</u>	<u>2</u>	<u>4</u>	<u>1</u>	<u>3</u>	-	-
Colonel	14	1	3	-	-	1	-	1	-	-	1	3	1	1	2	-	-	-	-
Lieutenant Colonel	13	2	1	2	1	-	2	-	-	1	1	1	1	1	1	1	-	-	-
Major	9	2	-	-	-	-	1	1	1	-	-	-	-	1	1	-	2	-	-
Captain	3	-	-	-	-	-	-	1	-	-	-	-	1	-	-	-	1	-	-
Master Sergeant . .	1	-	-	-	-	-	-	-	1	-	-	-	-	-	-	-	-	-	-
FOURTH AIR FORCE																			
<u>Total</u>	<u>31</u>	<u>2</u>	<u>5</u>	<u>1</u>	<u>1</u>	<u>1</u>	<u>1</u>	<u>3</u>	<u>1</u>	<u>3</u>	<u>2</u>	<u>1</u>	<u>2</u>	<u>2</u>	<u>4</u>	<u>2</u>	-	-	-
General	1	-	-	-	-	-	-	1	-	-	-	-	-	-	-	-	-	-	-
Colonel	9	2	2	-	1	-	-	1	1	1	-	-	-	-	-	1	-	-	-
Lieutenant Colonel	10	-	1	1	-	-	-	1	-	1	-	1	2	3	-	-	-	-	-
Major	8	-	1	-	-	1	1	-	-	2	1	-	1	1	1	-	-	-	-
Captain	3	-	1	-	-	-	-	-	-	1	-	-	1	-	-	-	-	-	-
TENTH AIR FORCE																			
<u>Total</u>	<u>22</u>	<u>1</u>	<u>2</u>	<u>3</u>	-	<u>2</u>	<u>2</u>	-	<u>4</u>	<u>2</u>	-	<u>3</u>	<u>1</u>	<u>1</u>	<u>1</u>	-	-	-	-
Colonel	4	-	-	1	-	-	1	-	-	-	-	2	-	-	-	-	-	-	-
Lieutenant Colonel	13	1	1	2	-	-	-	-	4	2	-	1	1	1	1	-	-	-	-
Major	4	-	1	-	-	1	1	-	-	-	-	-	-	1	-	-	-	-	-
Captain	1	-	-	-	-	1	-	-	-	-	-	-	-	-	-	-	-	-	-
FOURTEENTH AIR FORCE																			
<u>Total</u>	<u>20</u>	<u>1</u>	<u>2</u>	-	-	<u>2</u>	-	<u>4</u>	<u>1</u>	<u>2</u>	<u>2</u>	-	<u>1</u>	<u>1</u>	<u>1</u>	<u>1</u>	<u>1</u>	<u>1</u>	-
Brigadier General . .	1	-	-	-	-	-	-	-	-	-	-	-	-	-	-	-	-	1	-
Colonel	6	-	1	-	-	1	-	-	1	2	-	-	-	-	-	-	1	-	-
Lieutenant Colonel	4	-	-	-	-	1	-	1	-	-	-	-	1	1	-	-	-	-	-
Major	6	-	1	-	-	-	-	2	-	-	2	-	-	-	-	1	-	-	-
Captain	3	1	-	-	-	-	-	1	-	-	-	-	1	-	-	-	-	-	-

In addition to the above table the following list of officers were placed on reserve orders during, the period 1 July 1950 through 31 December 1951 but the effective date of their retirement was retroactive to dates prior to FY 1951.

Officer	Total	Date Retirement was Effective	Date of Order
<u>Total</u>	<u>4</u>		
Colonel	1	31 March 1950	3 March 1951
Lieutenant Colonel	2	(29 June 1948 (30 September 1949	(13 February 1951 (8 June 1951
Captain	1	28 February, 1950	13 February 1951

Source: Promotions and Separation Division, Directorate of Military Personnel, Hq. USAF.

TABLE 293 - USAF RESERVE TRAINING CENTER UNITS BY TYPE - FY 1951

Type of Organization	30 Jun 1950	30 Sep 1950	31 Dec 1950	31 Mar 1951	30 Jun 1951	Remarks (Remarks apply to operations during the quarters)
AFRTC Unit - Total	300	284	276	164	-	1 Light Bomb Wing and 1 Troop Carrier Wing, including assigned elements, entered on active duty the First Quarter.
Wing - Total	25	23	21	12	-	
Bombardment, Light, Hq and Hq Sq	5	4	4	-	-	
Troop Carrier, Medium, Hq and Hq Sq	20	19	17	12	-	2 Troop Carrier Wings, including assigned elements, entered on active duty the Second Quarter and were still on active duty at the end of FY 1951.
Group - Total	100	92	84	48	-	4 Light Bomb Wings and 5 Medium Troop Carrier Wings, including assigned elements, entered on active duty the Third Quarter. Of this number 1 wing was still on active duty at the end of FY 1951.
Air Base, Hq and Hq Sq	25	23	21	12	-	12 Medium Troop Carrier Wings, including assigned elements, entered on active duty the Fourth Quarter. Of this number 5 wings were still on active duty at the end of FY 1951.
Bombardment, Light, Hq	5	4	4	-	-	
Troop Carrier, Medium, Hq	20	19	17	12	-	
Maintenance and Supply	25	23	21	12	-	
Medical	25	23	21	12	-	
Squadron - Total	175	169	171	104	-	
Bombardment, Light	20	16	16	-	-	a/ 2 Activated and placed on Extended Active Duty within the First Quarter.
Troop Carrier, Medium	80	76	68	48	-	b/ 2 Activated First Quarter and placed on Extended Active Duty within the Second Quarter.
Communications	25	23	21	12	-	c/ 1 Activated Second Quarter and placed on Extended Active Duty within the Third Quarter.
Maintenance	25	23	21	12	-	d/ 5 Activated Second Quarter and placed on Extended Active Duty during the Fourth Quarter.
Supply	25	23	21	12	-	
Food Service	-	a/ 2	b/ 6	c/ 5	d/ 5	
Installations	-	a/ 2	b/ 6	c/ 5	d/ 5	
Air Police	-	a/ 2	b/ 6	c/ 5	d/ 5	
Motor Vehicles	-	a/ 2	b/ 6	c/ 5	d/ 5	

Source: Internal Report - Organization History Files compiled from the following major Basic data: Department of AF Letters, Movement Directives, AF Organization Status Change Reports, Commanding General Orders, etc.

TABLE 294 - CHANGES MADE IN USAF RESERVE TRAINING CENTERS - FY 1951

AFRTC Number	Air Force (As of 30 Jun 1950)	Changes Made Prior to and Status as of 30 Jun 1951
2230	First	Floyd Bennett Naval Air Station, N. Y. (No Change)
2233	First	Mitchel AFB, Hempstead, N. Y. (No Change)
2234	First	Laurence G. Hanscom Field, Bedford, Mass. (No Change)
2236	Ninth	Godman AFB, Fort Knox, Ky., Departed, 19 Oct 1950, Arrived Standiford Field, Louisville, Ky, 20 Oct 1950; released from Ninth AF and assigned to First AF, 1 Aug 1950.
2237	Ninth	New Castle County Airport, Wilmington, Del., released from Ninth AF and assigned to First AF, 1 Aug 1950.
2239	Ninth	Greater Pittsburgh Airport, Coraopolis, Pa., Discontinued, 5 Nov 1950; released from Ninth AF and assigned to First AF, 1 Aug 1950.
2240	Ninth	Cleveland Municipal Airport, Cleveland, Ohio, Discontinued, 10 Nov 1950; released from Ninth AF and assigned to First AF, effective, 1 Aug 1950.
2242	Tenth	Selfridge AFB, Mt. Clemens, Mich. (No Change)
2343	Fourth	Portland Airport, Portland, Oregon. (No Change)
2346	Fourth	Hamilton AFB, San Rafael, Calif. (No Change)
2347	Fourth	Long Beach Municipal Airport, Long Beach, Calif. (No Change)
2465	Tenth	Minneapolis - St. Paul International Airport, Minneapolis, Minn. to Fort Snelling, St. Paul, Minn., 9 Jun 1951.
2466	Tenth	Atterbury AFB, Columbus, Ind. (No Change)
2469	Tenth	Scott AFB, Belleville, Ill. (No Change)
2471	Tenth	O'Hare Field, Chicago International Airport, Park Ridge, Ill. (No Change)
2472	Tenth	Olathe Naval Air Station, Olathe, Kansas (No Change)
2473	Tenth	Offutt AFB, Omaha, Nebraska (No Change)
2584	Fourteenth	Memphis Municipal Airport, Memphis, Tenn. (No Change)
2585	Fourteenth	Miami International Airport, Miami, Fla. (No Change)
2587	Fourteenth	Birmingham Municipal Airport, Birmingham, Ala. (No Change)
2589	Fourteenth	Dobbins AFB, Marietta, Georgia (No Change)
2592	Twelfth	Tinker AFB, Oklahoma City, Okla. reassigned to Fourteenth AF, effective, 1 Jul 1950.
2596	Twelfth	Hensley Field, Dallas, Texas, reassigned to Fourteenth AF, effective, 1 Jul 1950.

Source: Internal Report - Organization History Files compiled from the following major Basic data: Department of AF Letters, Movement Directives, AF Organization Status Change Reports, Commanding General Orders, etc.

TABLE 295 - USAF RESERVE COROLLARY UNITS - FY 1951

Legend: T/O and E - Table of Organization and Equipment; T/D - Table of Distribution

Units by Type	30 Jun 1950	30 Sep 1950	31 Dec 1950	31 Mar 1951	30 Jun 1951 a/ s/	Remarks
Corollary Units (T/O and E)						
<u>Total</u>	<u>132</u>	<u>132</u>	<u>132</u>	<u>111</u>	<u>1</u>	
<u>Area - Total</u>	<u>9</u>	<u>9</u>	<u>9</u>	<u>6</u>	<u>-</u>	
Air Materiel, Sp, Hq and Hq Sq	3	3	3	2	-	
Air Materiel, Hq and Hq Sq	6	6	6	4	-	
<u>Wing - Total</u>	<u>5</u>	<u>5</u>	<u>5</u>	<u>5</u>	<u>-</u>	
Bombardment, Medium, Hq and Hq Sq	1	1	1	1	-	
Fighter-Interceptor, Hq and Hq Sq	1	1	1	1	-	
Fighter-All Weather, Hq and Hq Sq	1	1	1	1	-	
Troop Carrier, Heavy, Hq and Hq Sq	1	1	1	1	-	
Air Depot, Hq and Hq Sq	1	1	1	1	-	
<u>Group - Total</u>	<u>40</u>	<u>40</u>	<u>40</u>	<u>34</u>	<u>-</u>	
Bombardment, Heavy, Hq	1	1	1	1	-	
Bombardment, Medium, Hq	6	6	6	6	-	
Fighter-Escort, Hq	1	1	1	1	-	
Fighter-Interceptor, Hq	1	1	1	1	-	
Fighter-All Weather, Hq	1	1	1	1	-	
Strategic Recon, Hq	1	1	1	1	-	
Troop Carrier, Heavy, Hq	1	1	1	1	-	
Troop Carrier, Medium, Hq	1	1	1	1	-	Inactivated, 20 Feb 1951
Aircraft Control and Warning, Hq	4	4	4	4	-	
Maintenance and Supply, Hq	6	6	6	5	-	One Inactivated, 20 Feb 1951
Maintenance Depot, Hq	1	1	1	1	-	
Air Base, Hq and Hq Sq	6	6	6	6	-	
Air Base Depot, Hq and Hq Sq	4	4	4	2	-	
Medical	3	3	3	3	-	One in Program not Activated
Medical Depot	3	3	3	1	-	
<u>Squadron - Total</u>	<u>74</u>	<u>74</u>	<u>74</u>	<u>64</u>	<u>1</u>	
Bombardment, Heavy	2	2	2	2	-	
Bombardment, Medium	8	8	8	8	-	
Fighter-Escort	1	1	1	1	-	
Fighter-Interceptor	3	3	3	2	-	One Redesignated Fighter-Bomber, 23 Jan 1951
Fighter-Bomber	-	-	-	1	-	
Fighter-All Weather	1	1	1	1	-	
Strategic Recon, Photo Mapping	1	1	1	1	-	
Strat Recon, Electronic	1	1	1	1	-	
Troop Carrier, Heavy	1	1	1	1	-	
Troop Carrier, Medium	1	1	1	-	-	Inactivated, 20 Feb 1951
Aircraft Control and Warning	5	5	5	5	-	
Maintenance	3	3	3	3	-	
Aircraft Repair Depot	6	6	6	6	-	
Vehicle Repair Depot	5	5	5	4	-	Ordered into act Mil Sv and inact during the same qtr
Supply	3	3	3	3	-	
Motor Vehicle	1	1	1	1	-	
General Supply, Depot	4	4	4	2	-	Ordered into act Mil Sv and inact during the same qtr
Technical Supply, Depot	4	4	4	2	-	Ordered into act Mil Sv and inact during the same qtr
Communications, Air Force	1	1	-	-	-	Redesignated Communications Command, 14 Nov 1950
Communications, Command	-	-	-	1	1	Still in Reserve Program, Redesignated 900 Block
Communications	3	3	3	3	-	
Communications, Depot	4	4	4	2	-	Ordered into act Mil Sv and inact during the same qtr
Air Police, Depot	3	3	3	2	-	Ordered into act Mil Sv and inact during the same qtr
Installations	1	1	1	1	-	
Installations, Depot b/	3	3	3	2	-	Ordered into act Mil Sv and inact during the same qtr
Weather b/	9	9	9	9	-	

TABLE 295 - USAF RESERVE COROLLARY UNITS - FY 1951 - CONTINUED

Legend: T/O and E - Table of Organization and Equipment. T/D - Table of Distribution

Units by Type	30 Jun 1950	30 Sep 1950	31 Dec 1950	31 Mar 1951	30 Jun 1951 a/	Remarks
Corollary Units (T/O and E) (Continued)						
<u>Units - Total</u>	4	4	4	2	-	
Finance Disbursing, Depot	4	4	4	2	-	
T/D Corollary Units						
<u>Total</u>	77	82	81	77	29	
<u>Wing - Total</u>	5	5	5	4	-	
Air Weather, Hq and Hq Sq	1	1	1	1	-	Redesignated Pilot Training, 11 Nov 1950
Basic Pilot Training, Hq and Hq Sq	1	1	-	-	-	
Navigator Training, Hq and Hq Sq	1	1	1	1	-	
Pilot Training, Hq and Hq Sq	1	1	2	1	-	One Discontinued, 28 Feb 1951
Technical Training, Hq and Hq Sq	1	1	1	1	-	
<u>Group - Total</u>	24	23	22	21	2	
Air Base, Hq and Hq Sq	3	3	3	3	-	
Airways and Air Communications Service, Hq and Hq Sq	2	2	2	2	-	
Air Transport, Hq and Hq Sq	2	2	2	2	2	
Air Weather, Hq	4	4	4	4	-	
Basic Pilot Training, Hq and Hq Sq	2	1	-	-	-	One Redesignated Pilot Training, 1 Sep; One, 11 Nov 1950
Bombardment Training, Hq and Hq Sq	1	-	-	-	-	One Discontinued, 28 May 1951
Maintenance and Supply, Hq	4	4	3	3	-	One Discontinued, 20 Oct 1950
Navigator Training, Hq and Hq Sq	1	1	1	1	-	
Pilot Training, Hq	3	4	5	4	-	One Discontinued, 28 Feb 1951
Technical Training, Hq and Hq Sq	2	2	2	2	-	
<u>Squadron - Total</u>	46	52	52	52	27	
Airways and Air Communications Service	23	23	23	23	16	Seven Discontinued, 23 Jun 1951
Air Transport	9	9	9	9	7	Two Discontinued, 23 Jun 1951
Basic Pilot Training	1	1	-	-	-	One Redesignated Training Squadron, 20 Oct 1950
Bombardment Training	1	1	1	1	-	
Ground Observer	-	5	5	5	-	
Maintenance	2	3	3	3	-	
Radiological Defense	4	4	4	4	4	One Not Reported Organized Until 1st Quarter 1951
Supply	1	1	1	1	-	
Training	5	5	6	6	-	
<u>Units - Total</u>	2	2	2	-	-	
Air Rescue	2	2	2	-	-	Two Discontinued, 20 Mar 1951

a/ Except as noted, Corollary Units were brought into Active Duty and Inactivated within the quarter and dropped. (The above remark applies to both Corollary (T/O and E) and T/D to Corollary Units.)

b/ Omitted in previous Digest.

Source: Internal Report - Organization History Files compiled from the following major Basic data: Department of AF Letters, Movement Directives, AF Organization Status Change Reports, Commanding General Orders, etc.

TABLE 296 - USAF RESERVE TRAINING CENTER STRENGTH BY WING - FY 1951

(No data for May and June is reported in table below as all Reserve Units had entered Active Military Service by 25 May 1951.)

DESIGNATION AND TYPE OF WING	July (1950)	August	September	October	November	December	January (1951)	February	March	April
TOTAL	31,357	27,669	27,303	24,303	24,183	24,839	26,249	25,626	14,713	8,228
Officer - Total	9,209	8,157	7,800	6,960	6,863	6,932	7,009	6,929	3,971	2,220
Enlisted - Total	22,148	19,512	19,503	17,343	17,320	17,907	19,240	18,697	10,742	6,008
TROOP CARRIER (Medium)										
63rd Troop Carrier Wing - Total	1,355	1,372	1,403	1,399	1,387	1,391	1,461	1,474	1,242	1,208
Officers	404	395	399	392	393	392	381	377	328	323
Enlisted	951	977	1,004	1,007	994	999	1,080	1,097	914	885
89th Troop Carrier Wing - Total	1,360	1,395	1,404	1,413	1,386	1,418	1,478	1,558	1,414	1,374
Officers	402	400	401	377	363	375	370	385	359	359
Enlisted	978	995	1,003	1,036	1,023	1,043	1,108	1,173	1,055	1,015
349th Troop Carrier Wing - Total	1,340	1,339	1,349	1,113	1,065	1,043	1,237	1,159	1,005	a/
Officers	379	376	385	323	300	309	348	322	273	a/
Enlisted	961	963	964	790	765	734	889	837	732	a/
403rd Troop Carrier Wing - Total	1,329	1,339	1,298	1,132	1,097	1,089	1,132	1,112	1,069	a/
Officers	358	360	361	332	326	333	349	354	340	a/
Enlisted	971	979	937	800	771	756	783	758	729	a/
419th Troop Carrier Wing - Total	1,221	1,221	1,159	1,174	1,196	1,186	1,321	1,397	1,357	1,147
Officers	404	392	365	360	361	359	365	376	353	316
Enlisted	817	829	794	814	835	827	956	1,021	1,004	831
434th Troop Carrier Wing - Total	1,392	1,428	1,459	1,392	1,316	1,322	1,302	1,310	1,250	994
Officers	399	390	392	383	357	376	349	358	323	282
Enlisted	993	1,038	1,067	1,009	959	946	953	952	927	712
435th Troop Carrier Wing - Total	1,128	1,116	1,073	1,135	1,139	1,129	1,133	1,150	a/	a/
Officers	370	324	289	325	321	316	309	346	a/	a/
Enlisted	758	792	784	810	818	813	824	804	a/	a/
436th Troop Carrier Wing - Total	1,292	1,294	1,331	1,251	1,232	1,302	1,413	1,282	1,117	a/
Officers	389	389	391	382	353	349	350	273	274	a/
Enlisted	903	905	940	869	879	953	1,063	1,009	843	a/
438th Troop Carrier Wing - Total	1,202	1,225	1,248	1,215	1,186	1,200	1,247	1,197	a/	a/
Officers	384	368	351	352	348	356	366	417	a/	a/
Enlisted	818	857	897	863	838	844	881	780	a/	a/
439th Troop Carrier Wing - Total	1,360	1,341	1,328	1,333	1,266	1,296	1,398	1,396	1,143	a/
Officers	409	394	382	361	370	371	370	379	327	a/
Enlisted	951	947	946	952	896	925	1,028	1,017	816	a/
440th Troop Carrier Wing - Total	1,111	1,136	1,199	1,134	1,102	1,154	1,214	1,084	1,070	864
Officers	391	376	400	381	378	371	365	327	323	264
Enlisted	720	760	799	753	724	783	849	757	747	600
441st Troop Carrier Wing - Total	1,133	599	733	781	889	1,163	1,242	1,239	a/	a/
Officers	400	385	357	359	349	395	378	363	a/	a/
Enlisted	733	214	376	422	540	768	864	876	a/	a/
442nd Troop Carrier Wing - Total	1,243	1,219	1,249	1,120	1,131	1,123	1,122	914	a/	a/
Officers	397	378	373	316	352	346	301	301	a/	a/
Enlisted	846	841	876	804	779	777	777	613	a/	a/
443rd Troop Carrier Wing - Total	1,364	1,360	1,342	1,210	1,153	1,170	1,303	1,327	1,400	1,424
Officers	398	366	367	355	347	340	353	363	380	373
Enlisted	966	994	975	855	806	830	950	964	1,020	1,051
512th Troop Carrier Wing - Total	964	980	735	766	754	839	876	834	a/	a/
Officers	380	383	314	318	312	361	355	340	a/	a/
Enlisted	584	597	421	448	442	478	521	494	a/	a/
514th Troop Carrier Wing - Total	1,353	1,411	1,407	1,378	1,390	1,396	1,507	1,477	1,256	1,217
Officers	401	408	405	378	371	298	367	353	315	303
Enlisted	952	1,003	1,002	1,000	1,019	1,098	1,140	1,124	941	914
516th Troop Carrier Wing - Total	1,284	1,300	1,324	1,324	1,364	1,336	1,360	1,405	1,320	a/
Officers	398	380	398	378	384	372	345	348	376	a/
Enlisted	886	920	926	946	980	964	1,015	1,057	1,014	a/
433rd Troop Carrier Wing - Total	1,323	1,340	1,076	a/	a/	a/	a/	a/	a/	a/
Officers	398	398	283	a/	a/	a/	a/	a/	a/	a/
Enlisted	925	942	793	a/	a/	a/	a/	a/	a/	a/
437th Troop Carrier Wing - Total	1,172	a/	a/	a/	a/	a/	a/	a/	a/	a/
Officers	396	a/	a/	a/	a/	a/	a/	a/	a/	a/
Enlisted	776	a/	a/	a/	a/	a/	a/	a/	a/	a/
375th Troop Carrier Wing - Total	1,244	1,275	1,099	a/	a/	a/	a/	a/	a/	a/
Officers	407	408	320	a/	a/	a/	a/	a/	a/	a/
Enlisted	837	867	779	a/	a/	a/	a/	a/	a/	a/
BOMBARDMENT (Light)										
448th Bombardment Wing - Total	1,214	343	343	418	621	772	908	834	a/	a/
Officers	276	122	89	139	173	198	209	195	a/	a/
Enlisted	938	221	254	279	448	574	699	639	a/	a/
452nd Bombardment Wing - Total	1,314	a/	a/	a/	a/	a/	a/	a/	a/	a/
Officers	282	a/	a/	a/	a/	a/	a/	a/	a/	a/
Enlisted	1,032	a/	a/	a/	a/	a/	a/	a/	a/	a/

TABLE 296 - USAF RESERVE TRAINING CENTER STRENGTH BY WING - FY 1951 - CONTINUED

(No data for May and June is reported in table below as all Reserve Units had entered Active Military Service by 25 May 1951.)

DESIGNATION AND TYPE OF WING	July (1950)	August	September	October	November	December	January (1951)	February	March	April
BOMBARDMENT-Light (Cont'd)										
<u>94th Bombardment Wing - Total</u>	1,237	1,262	1,324	1,265	1,232	1,232	1,223	1,215		
Officers	268	258	272	245	240	248	249	259		
Enlisted	969	1,004	1,052	1,020	992	984	974	956		
<u>319th Bombardment Wing - Total</u>	1,221	1,249	1,252	1,176	1,075	1,073	1,129	1,046		
Officers	262	258	255	250	226	232	245	249		
Enlisted	959	991	997	926	849	841	884	797		
<u>323rd Bombardment Wing - Total</u>	1,181	1,125	1,168	1,174	1,202	1,205	1,243	1,216		
Officers	257	249	251	234	239	235	241	244		
Enlisted	924	876	917	940	963	970	1,002	972		

a/ Unit entered Active Military Service.

Source: AFP 14.

TABLE 297 - USAF RESERVE COROLLARY STRENGTH BY COMMAND OF ASSIGNMENT - FY 1951

COMMAND OF ASSIGNMENT	July (1950)	August	September	October	November	December	January (1951)	February	March	April	May	June
TOTAL	15,447	15,553	15,497	14,928	14,822	14,838	15,325	13,857	13,303	9,017	5,279	1,655
Officer - Total	5,185	5,083	5,085	4,905	4,849	4,765	4,689	4,399	4,022	2,418	1,209	207
Enlisted - Total	10,262	10,470	10,412	10,023	9,973	10,073	10,636	9,458	9,281	6,599	4,070	1,448
Continental Air Command - Total	2,449	2,514	2,294	1,929	1,829	1,541	31	32	34	34	28	28
Officers	614	671	675	605	548	487	5	5	5	5	5	5
Enlisted	1,835	1,843	1,619	1,324	1,281	1,054	26	27	29	29	23	23
Air Material Command	4,524	4,591	4,608	4,559	4,635	4,696	4,848	3,307	3,158	1,096	c/	c/
Officers	1,632	1,620	1,640	1,604	1,634	1,610	1,600	1,328	1,234	519	c/	c/
Enlisted	2,892	2,971	2,968	2,955	3,001	3,086	3,248	1,979	1,924	577	c/	c/
Strategic Air Command	2,171	2,175	2,209	2,232	2,199	2,180	2,229	2,227	2,201	1,775	c/	c/
Officers	709	702	707	700	702	686	658	662	650	444	c/	c/
Enlisted	1,462	1,473	1,502	1,532	1,497	1,494	1,571	1,565	1,551	1,331	c/	c/
Air Defense Command	-	-	-	-	-	-	b/1,491	1,445	1,412	1,316	1,009	c/
Officers	-	-	-	-	-	-	b/477	482	484	431	353	c/
Enlisted	-	-	-	-	-	-	b/1,014	963	928	885	656	c/
Air Training Command	2,161	2,029	1,998	1,786	1,732	1,767	1,889	1,905	1,685	286	c/	c/
Officers	1,037	918	897	840	819	826	837	813	628	115	c/	c/
Enlisted	1,124	1,111	1,101	946	913	941	1,052	1,092	1,057	171	c/	c/
Military Air Transport - Total	4,079	4,139	4,260	4,294	4,274	4,373	4,551	4,642	4,576	4,402	4,131	1,536
Officers	1,166	1,145	1,133	1,124	1,118	1,105	1,074	1,059	982	891	834	189
Enlisted	2,913	2,994	3,127	3,170	3,156	3,268	3,477	3,583	3,594	3,511	3,297	1,347
Military Air Transport (O/S) - Total	54	77	81	74	84	79	86	83	85	82	89	69
Officers	20	19	22	21	16	12	14	15	15	13	17	13
Enlisted	34	58	59	53	68	67	72	68	70	69	72	56
Special Weapons Command - Total	9	28	47	54	69	83	96	92	31	26	22	22
Officers	7	8	11	11	12	12	12	11	c/	c/	c/	c/
Enlisted	2	20	36	43	57	71	84	81	31	26	22	22
Tactical Air Command	-	-	-	-	-	-	a/119	104	124	121	c/	c/
Officers	-	-	-	-	-	-	a/27	12	24	24	c/	c/
Enlisted	-	-	-	-	-	-	a/92	92	100	97	c/	c/

a/ Designated as a major air command, 1 December 1950.

b/ Re-established as a major air command, 1 January 1951.

c/ No data shown as personnel had entered active military service.

Source: AFP 14.

TABLE 298 - USAF RESERVE STRENGTH BY LOCATION - FY 1951

State, Territory, or Possession	31 December (1950)			30 June (1951)		
	Total	Officer a/	Enlisted	Total	Officer b/	Enlisted
<u>WORLDWIDE - TOTAL</u>	<u>355,762</u>	<u>261,658</u>	<u>94,104</u>	<u>313,945</u>	<u>235,429</u>	<u>78,516</u>
<u>CONTINENTAL US - TOTAL</u>	<u>348,010</u>	<u>255,226</u>	<u>92,784</u>	<u>313,236</u>	<u>234,945</u>	<u>78,291</u>
Alabama	5,674	3,499	2,175	3,792	2,729	1,063
Arizona	2,467	1,908	559	1,968	1,634	334
Arkansas	2,914	1,839	1,075	2,634	1,727	907
California	36,859	28,929	7,930	32,869	26,695	6,174
Colorado	5,203	3,862	1,341	4,738	3,506	1,232
Connecticut	3,491	2,888	603	3,465	2,933	532
Delaware	492	411	81	395	351	44
District of Columbia	2,770	2,318	452	2,591	2,256	335
Florida	8,077	5,675	2,402	6,576	5,070	1,506
Georgia	5,867	3,723	2,144	4,426	3,284	1,142
Idaho	1,555	1,280	275	1,510	1,183	327
Illinois	19,865	14,877	4,988	16,570	13,106	3,464
Indiana	9,541	6,640	2,901	7,693	5,728	1,965
Iowa	5,735	4,128	1,607	5,174	3,831	1,343
Kansas	5,913	4,263	1,650	5,360	3,934	1,426
Kentucky	4,580	2,954	1,626	3,125	2,506	619
Louisiana	5,116	3,690	1,426	4,514	3,320	1,194
Maine	1,269	952	317	1,185	931	254
Maryland	4,351	3,316	1,035	3,830	3,147	683
Massachusetts	9,968	7,310	2,658	9,206	6,937	2,269
Michigan	13,565	9,709	3,856	11,787	8,456	3,331
Minnesota	6,658	4,812	1,846	5,361	4,218	1,143
Mississippi	2,922	2,135	787	2,436	1,884	552
Missouri	9,353	5,818	3,535	7,618	5,191	2,427
Montana	1,510	1,270	240	1,311	1,089	222
Nebraska	4,115	2,673	1,442	3,167	2,283	884
Nevada	426	399	37	396	336	60
New Hampshire	937	712	225	852	691	161
New Jersey	10,555	8,739	1,816	9,012	8,191	821
New Mexico	2,018	1,461	557	1,800	1,362	438
New York	31,251	24,602	6,649	43,037	29,621	17,416
North Carolina	4,287	3,186	1,101	4,209	3,146	1,063
North Dakota	863	650	213	832	634	198
Ohio	17,363	14,248	3,115	14,999	12,917	2,082
Oklahoma	9,208	5,378	3,830	6,677	4,530	2,147
Oregon	4,477	3,133	1,344	3,569	2,758	811
Pennsylvania	21,019	14,837	6,182	18,798	15,022	3,776
Rhode Island	1,114	825	289	947	810	137
South Carolina	2,330	1,747	583	2,169	1,647	522
South Dakota	1,179	882	297	1,089	797	292
Tennessee	5,442	3,465	1,977	4,097	3,042	1,055
Texas	29,169	20,176	8,993	23,979	17,411	6,568
Utah	2,611	2,166	445	2,411	2,004	407
Vermont	549	424	125	544	417	127
Virginia	6,487	5,075	1,412	5,402	4,404	998
Washington	6,367	4,636	1,731	5,721	4,309	1,412
West Virginia	3,135	2,048	1,087	2,533	1,828	705
Wisconsin	6,517	4,906	1,611	6,068	4,541	1,527
Wyoming	876	662	214	794	598	196
<u>OVERSEAS - TOTAL</u>	<u>666</u>	<u>477</u>	<u>189</u>	<u>459</u>	<u>296</u>	<u>163</u>
Alaska	238	191	47	35	27	8
Canal Zone	23	22	1	24	21	3
England	-	-	-	1	1	-
Hawaiian Islands	377	238	139	373	223	150
Philippine Islands	-	-	-	4	4	-
Puerto Rico	28	26	2	21	19	2
USAF	-	-	-	1	1	-
<u>UNKNOWN - TOTAL</u>	<u>7,086</u>	<u>5,955</u>	<u>1,131</u>	<u>250</u>	<u>188</u>	<u>62</u>

a/ Excludes 860 Officers Assigned to the Honorary Air Reserve.

b/ Excludes 1,297 Officers Assigned to the Honorary Air Reserve.

Source: AFP 14.

TABLE 299- USAF RESERVE STRENGTH BY GRADE, BY CATEGORY OF PERSONNEL ASSIGNMENT - FY 1951

(Legend: AFRTC - Air Force Reserve Training Center; VARTU - Volunteer Air Reserve Training Unit; VRS - Volunteer Reserve Section.)

Grade	Total	Organized Air Reserve				Volunteer Air Reserve				In-active Air Reserve	Honorary Air Reserve
		Total	Mob. Assignees	Corollary	AFRTC	TOTAL	Mob. Designee	VARTU	VRS		
September 1950 - Total	358,222	52,805	10,005	15,497	27,303	304,077	2,278	63,694	238,105	595	745
Officer - Total	260,963	22,890	10,005	5,085	7,800	236,733	2,278	54,755	179,700	595	745
General	44	41	27	5	9	3	-	2	1	-	-
Colonel	2,408	538	366	98	74	1,803	95	428	1,280	3	64
Lieutenant Colonel	9,004	1,717	1,253	280	184	7,136	260	2,368	4,508	19	132
Major	22,488	3,034	1,959	595	480	19,246	429	5,520	13,297	57	151
Captain	62,471	7,018	3,156	1,420	2,442	55,078	802	14,186	40,090	154	221
First Lieutenant	102,295	7,966	2,464	1,988	3,514	93,980	598	19,971	73,411	190	159
Second Lieutenant	62,253	2,576	780	699	1,097	59,487	94	12,280	47,113	172	18
Enlisted - Total	97,259	29,915	-	10,412	19,503	67,344	-	8,939	58,405	-	-
Master Sergeant	4,815	1,278	-	509	769	3,537	-	541	2,996	-	-
Technical Sergeant	9,771	3,290	-	1,100	2,190	6,481	-	1,066	5,415	-	-
Staff Sergeant	19,221	5,904	-	2,079	3,825	13,317	-	1,897	11,420	-	-
Sergeant	24,432	6,838	-	2,487	4,351	17,594	-	2,240	15,354	-	-
Corporal	18,489	5,323	-	1,887	3,436	13,166	-	1,689	11,477	-	-
Private First Class	11,794	3,336	-	1,072	2,264	8,458	-	1,092	7,366	-	-
Private	8,737	3,946	-	1,278	2,668	4,791	-	414	4,377	-	-
December 1950 - Total	356,622	48,994	9,317	14,838	24,839	305,385	2,871	55,849	246,665	1,383	860
Officer - Total	262,518	20,945	9,248	4,765	6,932	240,039	2,325	48,144	189,570	674	860
General	48	46	33	5	8	2	-	2	-	-	-
Colonel	2,139	501	342	97	62	1,565	108	416	1,041	3	70
Lieutenant Colonel	9,506	1,627	1,184	276	167	7,713	280	2,173	5,260	22	144
Major	23,454	2,938	1,946	568	424	20,283	452	4,986	14,845	67	166
Captain	62,585	6,230	2,809	1,286	2,135	55,927	801	12,466	42,660	174	254
First Lieutenant	101,379	7,139	2,194	1,843	3,102	93,820	586	17,286	75,948	225	195
Second Lieutenant	63,407	2,464	740	690	1,034	60,729	98	10,817	49,814	183	31
Enlisted - Total	94,104	28,049	69	10,073	17,907	65,346	546	7,705	57,095	709	-
Master Sergeant	4,298	1,119	1	475	613	3,159	12	432	2,715	20	-
Technical Sergeant	9,180	2,858	12	980	1,866	6,265	19	920	5,326	57	-
Staff Sergeant	18,223	5,122	8	1,905	3,209	12,989	82	1,515	11,392	112	-
Sergeant	22,830	5,977	19	2,238	3,720	16,680	184	1,847	14,649	173	-
Corporal	18,296	4,686	13	1,675	2,998	13,437	143	1,488	11,806	173	-
Private First Class	11,504	3,052	14	1,063	1,975	8,337	90	1,120	7,127	115	-
Private	9,773	5,235	2	1,737	3,496	4,479	16	383	4,080	59	-
March 1951 - Total	353,188	35,671	7,655	13,303	14,713	314,303	2,879	50,186	261,238	1,504	1,710
Officer - Total	254,021	15,423	7,430	4,022	3,971	236,090	2,311	43,293	190,486	798	1,710
General	31	39	31	3	5	1	-	1	-	-	3
Colonel	2,101	408	302	80	26	1,608	110	398	1,100	4	81
Lieutenant Colonel	9,017	1,282	979	224	79	7,549	250	1,956	5,343	27	159
Major	22,483	2,238	1,576	465	197	19,973	455	4,418	15,100	79	193
Captain	59,905	4,608	2,268	1,072	1,268	54,767	766	11,210	42,791	201	329
First Lieutenant	99,227	5,287	1,783	1,677	1,827	92,772	632	16,326	75,814	281	887
Second Lieutenant	61,245	1,561	491	501	569	59,420	98	8,985	50,337	206	58
Enlisted - Total	99,167	20,248	225	9,281	10,742	58,213	568	6,893	70,752	706	-
Master Sergeant	4,171	826	9	445	372	3,319	9	349	2,961	26	-
Technical Sergeant	9,180	2,025	29	866	1,130	7,090	19	783	6,288	65	-
Staff Sergeant	18,883	3,668	29	1,709	1,930	15,104	82	1,339	13,683	111	-
Sergeant	24,302	4,005	59	1,826	2,120	20,136	179	1,660	18,297	161	-
Corporal	19,547	3,005	24	1,351	1,630	16,371	137	1,381	14,853	171	-
Private First Class	13,030	2,367	32	988	1,347	10,549	79	1,050	9,420	114	-
Private	10,054	4,352	43	2,096	2,213	5,644	63	331	5,250	58	-
June 1951 - Total	315,242	6,557	4,902	1,655	-	303,971	2,086	47,855	254,030	3,417	1,297
Officer - Total	236,726	3,437	3,230	207	-	229,558	1,685	39,935	187,938	2,434	1,297
General	37	32	32	-	-	2	-	-	2	-	3
Colonel	1,945	251	251	5	-	1,595	124	381	1,090	13	86
Lieutenant Colonel	8,122	481	476	5	-	7,342	208	1,796	5,338	109	190
Major	20,868	702	682	20	-	19,663	290	4,560	14,813	294	209
Captain	55,839	943	886	57	-	53,784	541	11,018	42,225	733	379
First Lieutenant	93,000	828	729	99	-	90,961	451	15,028	75,482	863	348
Second Lieutenant	56,915	200	174	26	-	56,211	71	7,152	48,988	422	82
Enlisted - Total	78,516	3,120	1,672	1,448	-	74,413	401	7,920	66,092	983	-
Master Sergeant	3,296	134	76	58	-	3,099	14	404	2,681	63	-
Technical Sergeant	7,007	208	105	103	-	6,657	30	898	5,729	142	-
Staff Sergeant	15,034	517	270	247	-	14,347	77	1,577	12,693	170	-
Sergeant	19,750	575	297	278	-	18,964	105	1,949	16,910	211	-
Corporal	16,466	436	260	176	-	15,835	79	1,605	14,151	195	-
Private First Class	10,606	511	277	234	-	9,970	42	1,108	8,820	125	-
Private	6,357	739	387	352	-	5,541	54	379	5,108	77	-

Source: AFP 14.

TABLE 300 - USAF RESERVE STRENGTH BY TYPE OF PERSONNEL, BY FUNCTIONAL CATEGORY - FY 1951

Category of Personnel Assignment	July (1950)	August	September	October	November	December
<u>Reserve Strength - Total</u>	377,017	374,267	358,222	358,189	353,650	356,622
<u>Officers - Total</u>	256,750	260,207	260,963	266,033	263,537	262,518
<u>Enlisted - Total</u>	120,267	114,060	97,259	92,156	90,113	94,104
<u>Organized Air Reserve - Total</u>	59,470	54,376	52,805	48,727	48,290	48,994
Officers	27,060	24,394	22,890	21,361	20,997	20,945
Enlisted	32,410	29,982	29,915	27,366	27,293	28,049
<u>Mobilization Assignee - Total</u>	12,666	11,154	10,005	9,496	9,285	9,317
Officers	12,666	11,154	10,005	9,496	9,285	9,248
Enlisted	-	-	-	-	-	69
<u>Corollary - Total</u>	15,447	15,553	15,497	14,928	14,822	14,838
Officers	5,185	5,083	5,085	4,905	4,849	4,765
Enlisted	10,262	10,470	10,412	10,023	9,973	10,073
<u>Air Force Reserve Training Center - Total</u>	31,357	27,669	27,303	24,303	24,183	24,839
Officers	9,209	8,157	7,800	6,960	6,863	6,932
Enlisted	22,148	19,512	19,503	17,343	17,320	17,907
<u>Volunteer Air Reserve - Total</u>	316,230	318,527	304,077	308,014	303,731	305,385
Officers	228,373	234,449	236,733	243,285	241,088	240,039
Enlisted	87,857	84,078	67,344	64,729	62,643	65,346
<u>Mobilization Designee - Total</u>	666	1,612	2,278	2,300	2,297	2,871
Officers	666	1,612	2,278	2,300	2,297	2,325
Enlisted	-	-	-	-	-	546
<u>Volunteer Air Reserve Training Unit - Total</u>	67,170	65,837	63,694	60,237	58,398	55,849
Officers	56,954	55,983	54,755	51,774	50,719	48,144
Enlisted	10,216	9,854	8,939	8,463	7,679	7,705
<u>Volunteer Reserve Section - Total</u>	248,374	251,078	238,105	245,477	243,036	246,665
Officers	170,733	176,854	179,700	189,211	188,072	189,570
Enlisted	77,641	74,224	58,405	56,266	54,964	57,095
<u>Inactive Air Reserve - Total</u>	622	638	595	664	784	1,383
Officers	622	638	595	603	607	674
Enlisted	-	-	-	61	177	709
<u>Honorary Air Reserve - Total</u>	695	726	745	784	845	860
Officers	695	726	745	784	845	860
	January (1951)	February	March	April	May	June
<u>Reserve Strength - Total</u>	358,455	361,159	353,188	340,392	318,354	315,242
<u>Officers - Total</u>	259,902	255,371	254,021	247,325	237,691	236,726
<u>Enlisted - Total</u>	98,553	105,788	99,167	93,067	80,663	78,516
<u>Organized Air Reserve - Total</u>	50,678	48,012	35,671	22,730	10,068	6,557
Officers	20,741	19,781	15,423	9,725	5,022	3,437
Enlisted	29,937	28,231	20,248	13,005	5,046	3,120
<u>Mobilization Assignee - Total</u>	2,104	8,529	7,655	2,485	4,789	4,902
Officers	9,043	8,453	7,430	5,087	3,813	3,230
Enlisted	61	76	225	398	976	1,672
<u>Corollary - Total</u>	15,325	13,857	13,303	9,017	5,279	1,655
Officers	4,689	4,399	4,022	2,418	1,209	207
Enlisted	10,636	9,458	9,281	6,599	4,070	1,448
<u>Air Force Reserve Training Center - Total</u>	26,249	25,626	14,713	8,228	-	-
Officers	7,009	6,929	3,971	2,220	-	-
Enlisted	19,240	18,697	10,742	6,008	-	-
<u>Volunteer Air Reserve - Total</u>	304,891	310,140	314,303	313,509	304,528	303,971
Officers	236,945	233,257	236,090	234,616	229,850	229,558
Enlisted	67,946	76,883	78,213	78,893	74,678	74,413
<u>Mobilization Designee - Total</u>	2,852	2,918	2,879	3,215	2,792	2,086
Officers	2,316	2,384	2,311	2,070	1,924	1,665
Enlisted	536	534	568	1,145	868	401
<u>Volunteer Air Reserve Training Unit - Total</u>	55,118	51,250	50,186	49,796	48,487	47,855
Officers	46,914	44,402	43,293	41,960	40,674	39,935
Enlisted	8,204	6,848	6,893	7,836	7,813	7,920
<u>Volunteer Reserve Section - Total</u>	246,921	255,972	261,238	260,498	253,249	254,030
Officers	187,713	186,471	190,486	190,586	187,252	187,938
Enlisted	59,206	69,501	70,752	69,912	65,997	66,092
<u>Inactive Air Reserve - Total</u>	1,363	1,376	1,504	2,379	2,615	3,417
Officers	693	702	798	1,210	1,676	2,434
Enlisted	670	674	706	1,169	939	983
<u>Honorary Air Reserve - Total</u>	1,523	1,631	1,710	1,774	1,143	1,297
Officers	1,523	1,631	1,710	1,774	1,143	1,297

Source: AFP 14.

TABLE 301 - USAF ORGANIZED AIR RESERVE STRENGTH BY GRADE - FY 1951

(Figures in parentheses indicate female personnel and are included in open figures. These data were not available prior to September 1950.)

Grade and Category of Personnel Assignment	July (1950)	August	September	October	November	December	January (1951)	February	March	April	May	June
OFFICERS												
TOTAL	27,060	24,394	(164) 22,890	(130) 21,361	(143) 20,997	(135) 20,945	(131) 20,741	(136) 19,781	(101) 15,423	(69) 9,725	(34) 5,022	(19) 3,437
Mob. Assignees	12,666	11,154	(53) 10,005	(43) 9,496	(47) 9,285	(41) 9,248	(41) 9,043	(45) 8,453	(35) 7,430	(29) 5,087	(25) 3,813	(19) 3,230
AFRMC	9,209	8,157	(90) 7,800	(67) 6,960	(81) 6,863	(75) 6,932	(71) 7,009	(73) 6,929	(48) 3,971	(26) 2,220	(-)	(-)
Corollary	5,185	5,083	(21) 5,085	(20) 4,905	(15) 4,849	(19) 4,765	(19) 4,689	(18) 4,399	(18) 4,022	(14) 2,418	(9) 1,209	(-) 207
General - Total	42	47	(-) 41	(-) 43	(-) 46	(-) 46	(-) 44	(-) 43	(-) 39	(-) 36	(-) 33	(-) 32
Mob. Assignees	26	31	(-) 27	(-) 31	(-) 33	(-) 33	(-) 31	(-) 31	(-) 31	(-) 32	(-) 32	(-) 32
AFRMC	12	9	(-) 9	(-) 7	(-) 8	(-) 8	(-) 8	(-) 8	(-) 5	(-) 2	(-) -	(-) -
Corollary	4	7	(-) 5	(-) 5	(-) 5	(-) 5	(-) 5	(-) 5	(-) 3	(-) 2	(-) 1	(-) -
Colonel - Total	655	613	(-) 538	(-) 515	(-) 508	(-) 501	(-) 479	(-) 433	(-) 408	(-) 339	(-) 280	(-) 251
Mob. Assignees	465	438	(-) 365	(-) 352	(-) 348	(-) 342	(-) 328	(-) 291	(-) 302	(-) 290	(-) 278	(-) 251
AFRMC	89	80	(-) 74	(-) 65	(-) 62	(-) 62	(-) 58	(-) 54	(-) 26	(-) 16	(-) -	(-) -
Corollary	101	95	(-) 98	(-) 98	(-) 98	(-) 97	(-) 93	(-) 88	(-) 80	(-) 33	(-) 2	(-) -
Lt. Colonel - Total	2,037	1,907	(4) 1,717	(4) 1,665	(4) 1,644	(2) 1,627	(2) 1,599	(3) 1,437	(2) 1,282	(2) 892	(1) 616	(1) 481
Mob. Assignees	1,523	1,419	(4) 1,253	(4) 1,220	(4) 1,198	(2) 1,184	(2) 1,161	(3) 1,034	(2) 979	(2) 724	(1) 576	(1) 476
AFRMC	234	201	(-) 184	(-) 167	(-) 164	(-) 167	(-) 162	(-) 155	(-) 79	(-) 44	(-) -	(-) -
Corollary	280	287	(-) 280	(-) 278	(-) 282	(-) 276	(-) 276	(-) 248	(-) 224	(-) 124	(-) 40	(-) 5
Major - Total	3,578	3,300	(7) 3,034	(5) 2,943	(6) 2,916	(7) 2,938	(6) 2,904	(7) 2,685	(6) 2,238	(5) 1,486	(6) 970	(4) 702
Mob. Assignees	2,415	2,212	(5) 1,959	(4) 1,943	(5) 1,918	(5) 1,946	(4) 1,923	(5) 1,757	(4) 1,576	(4) 1,093	(5) 826	(4) 682
AFRMC	569	501	(-) 480	(-) 418	(-) 417	(-) 424	(-) 418	(-) 409	(-) 197	(-) 115	(-) -	(-) -
Corollary	593	587	(2) 595	(1) 582	(1) 581	(2) 568	(2) 563	(2) 519	(2) 465	(1) 278	(1) 144	(-) 20
Captain - Total	8,404	7,501	(36) 7,018	(29) 6,474	(32) 6,269	(30) 6,230	(26) 6,101	(29) 5,828	(18) 4,608	(12) 2,950	(4) 1,413	(2) 943
Mob. Assignees	4,035	3,518	(18) 3,156	(16) 2,948	(15) 2,836	(12) 2,809	(10) 2,722	(10) 2,590	(6) 2,268	(5) 1,501	(3) 1,062	(2) 886
AFRMC	2,907	2,548	(12) 2,442	(9) 2,176	(14) 2,125	(15) 2,135	(13) 2,111	(16) 2,062	(10) 1,268	(5) 793	(-) -	(-) -
Corollary	1,462	1,435	(6) 1,420	(4) 1,350	(3) 1,308	(3) 1,286	(3) 1,268	(3) 1,176	(2) 1,072	(2) 656	(1) 352	(-) 57
1st Lieutenant - Total	9,395	8,372	(76) 7,966	(63) 7,316	(76) 7,173	(71) 7,139	(70) 7,103	(73) 7,038	(57) 5,287	(35) 3,162	(11) 1,347	(9) 828
Mob. Assignees	3,235	2,695	(20) 2,464	(16) 2,272	(19) 2,213	(18) 2,194	(19) 2,153	(21) 2,083	(18) 1,783	(12) 1,152	(10) 819	(9) 729
AFRMC	4,134	3,686	(49) 3,514	(38) 3,133	(51) 3,067	(45) 3,102	(42) 3,127	(45) 3,189	(30) 1,827	(18) 986	(-) -	(-) -
Corollary	2,026	1,991	(7) 1,988	(9) 1,911	(6) 1,893	(8) 1,843	(9) 1,823	(7) 1,766	(9) 1,677	(5) 1,024	(1) 528	(-) 99
2nd Lieutenant - Total	2,949	2,654	(41) 2,576	(29) 2,405	(25) 2,441	(25) 2,464	(27) 2,511	(24) 2,317	(18) 1,561	(15) 860	(12) 363	(3) 200
Mob. Assignees	966	841	(6) 780	(3) 730	(4) 739	(4) 740	(6) 725	(6) 667	(5) 491	(6) 295	(6) 220	(3) 174
AFRMC	1,264	1,132	(29) 1,097	(20) 994	(16) 1,020	(15) 1,034	(16) 1,125	(12) 1,053	(8) 569	(3) 264	(-) -	(-) -
Corollary	719	681	(6) 699	(6) 681	(5) 682	(6) 690	(5) 661	(6) 597	(5) 501	(6) 301	(6) 143	(-) 26

ENLISTED MEN

TOTAL	32,410	29,982	(648) 29,915	(576) 27,366	(550) 27,293	(548) 28,049	(525) 29,937	(466) 28,231	(321) 20,248	(210) 13,005	(73) 5,046	(35) 3,120
Mob. Assignees	-	-	(-)	(-)	(-)	(-)	(-)	(-)	(2) 225	(4) 398	(6) 976	(27) 1,672
AFRTC	22,148	19,512	(479) 19,503	(439) 17,343	(414) 17,320	(404) 17,907	(380) 19,240	(356) 18,697	(208) 10,742	(115) 6,008	(-)	(-)
Corollary	10,262	10,470	(169) 10,412	(137) 10,023	(136) 9,973	(144) 10,073	(145) 10,636	(110) 9,458	(111) 9,281	(91) 6,599	(67) 4,070	(8) 1,448
Master Sergeant - Total	1,401	1,317	(6) 1,278	(5) 1,146	(5) 1,114	(6) 1,119	(6) 1,161	(5) 1,116	(5) 826	(3) 539	(2) 228	(8) 134
Mob. Assignees	-	-	(-)	(-)	(-)	(-)	(-)	(-)	(-)	(-)	(-)	(-)
AFRTC	896	796	(3) 769	(3) 652	(3) 644	(3) 643	(3) 669	(3) 646	(3) 372	(1) 211	(-)	(-)
Corollary	505	521	(3) 509	(2) 494	(2) 470	(3) 475	(3) 491	(2) 467	(2) 445	(2) 309	(2) 168	(1) 58
Technical Sergeant - Total	3,598	3,398	(23) 3,290	(19) 2,953	(19) 2,885	(16) 2,858	(15) 2,893	(14) 2,763	(8) 2,025	(5) 1,241	(1) 395	(-)
Mob. Assignees	-	-	(-)	(-)	(-)	(-)	(-)	(-)	(-)	(-)	(-)	(-)
AFRTC	2,472	2,255	(17) 2,190	(17) 1,914	(17) 1,881	(14) 1,866	(11) 1,868	(10) 1,825	(5) 1,130	(3) 638	(-)	(-)
Corollary	1,126	1,143	(6) 1,100	(2) 1,039	(2) 1,004	(2) 980	(2) 1,014	(4) 927	(3) 866	(2) 561	(1) 298	(-)
Staff Sergeant - Total	6,575	6,199	(73) 5,904	(62) 5,284	(62) 5,183	(62) 5,122	(63) 5,233	(62) 4,995	(49) 3,668	(35) 2,388	(21) 920	(5) 517
Mob. Assignees	-	-	(-)	(-)	(-)	(-)	(-)	(-)	(1) 29	(2) 54	(3) 195	(-)
AFRTC	4,472	4,071	(43) 3,825	(38) 3,301	(37) 3,254	(38) 3,209	(37) 3,264	(41) 3,204	(29) 1,930	(15) 1,092	(-)	(-)
Corollary	2,103	2,128	(30) 2,079	(24) 1,983	(25) 1,929	(24) 1,905	(26) 1,961	(21) 1,783	(19) 1,709	(18) 1,242	(18) 725	(5) 247
Sergeant - Total	7,592	6,964	(116) 6,838	(99) 6,139	(99) 5,996	(100) 5,977	(103) 6,039	(94) 5,589	(68) 4,005	(49) 2,584	(23) 1,030	(9) 575
Mob. Assignees	-	-	(-)	(-)	(-)	(-)	(-)	(-)	(1) 59	(1) 74	(3) 172	(8) 297
AFRTC	5,088	4,429	(77) 4,351	(66) 3,807	(66) 3,707	(65) 3,720	(65) 3,775	(60) 3,643	(36) 2,120	(18) 1,180	(-)	(-)
Corollary	2,504	2,535	(39) 2,487	(33) 2,332	(33) 2,289	(35) 2,238	(38) 2,246	(34) 1,928	(31) 1,826	(30) 1,330	(20) 858	(1) 278
Corporal - Total	5,886	5,359	(132) 5,323	(122) 4,770	(111) 4,629	(112) 4,686	(107) 4,870	(99) 4,355	(63) 3,005	(40) 1,915	(9) 708	(4) 436
Mob. Assignees	-	-	(-)	(-)	(-)	(-)	(-)	(-)	(-)	(-)	(-)	(-)
AFRTC	4,018	3,447	(104) 3,436	(97) 3,011	(89) 2,928	(89) 2,998	(89) 3,119	(84) 2,935	(47) 1,630	(26) 918	(-)	(-)
Corollary	1,868	1,912	(28) 1,887	(25) 1,759	(22) 1,701	(23) 1,675	(18) 1,670	(15) 1,409	(16) 1,351	(14) 945	(9) 580	(-)
Private First Class	-	-	-	-	-	-	-	-	-	-	-	-
Total	3,532	3,273	(99) 3,336	(88) 3,012	(85) 2,946	(95) 3,052	(105) 3,310	(94) 3,166	(66) 2,367	(44) 1,476	(8) 684	(6) 511
Mob. Assignees	-	-	(-)	(-)	(-)	(-)	(-)	(-)	(-)	(-)	(-)	(-)
AFRTC	2,468	2,203	(79) 2,264	(77) 1,959	(73) 1,907	(77) 1,975	(80) 2,147	(74) 2,182	(47) 1,347	(30) 666	(-)	(-)
Corollary	1,064	1,070	(20) 1,072	(11) 1,053	(12) 1,039	(18) 1,063	(25) 1,153	(20) 973	(19) 988	(13) 744	(8) 552	(1) 234
Private - Total	3,826	3,472	(199) 3,946	(181) 4,062	(169) 4,540	(157) 5,235	(128) 6,501	(98) 6,247	(62) 4,352	(34) 2,862	(9) 1,081	(3) 739
Mob. Assignees	-	-	(-)	(-)	(-)	(-)	(-)	(-)	(-)	(-)	(-)	(-)
AFRTC	2,734	2,311	(156) 2,668	(141) 2,699	(129) 2,999	(118) 3,496	(95) 4,398	(84) 4,262	(41) 2,213	(22) 1,303	(-)	(-)
Corollary	1,092	1,161	(43) 1,278	(40) 1,363	(40) 1,541	(39) 1,737	(33) 2,101	(14) 1,971	(21) 2,096	(12) 1,468	(9) 889	(-)

Source: AFP 14.

TABLE 302-- USAF RESERVE MOBILIZATION ASSIGNEE STRENGTH BY COMMAND -- FY 1951

COMMAND OF ASSIGNMENT	July (1950)	August	September	October	November	December	January (1951)	February	March	April	May	June
TOTAL	12,666	11,154	10,005	9,496	9,285	9,317	9,104	8,529	7,655	5,485	4,789	4,902
Officer - Total	12,666	11,154	10,005	9,496	9,285	9,248	9,043	8,453	7,430	5,087	3,813	3,230
Enlisted Men - Total	-	-	-	-	-	69	61	76	225	398	976	1,672
Headquarters-USAf - Total	1,075	1,065	651	567	569	552	563	537	522	465	441	415
Officers	1,075	1,065	651	567	569	552	563	537	522	465	441	415
Enlisted	-	-	-	-	-	-	-	-	-	-	-	-
Strategic Air Command - Total	1,168	1,144	1,123	1,079	1,068	1,082	1,069	1,054	918	469	967	217
Officers	1,168	1,144	1,123	1,079	1,068	1,082	1,069	1,054	918	468	960	115
Enlisted	-	-	-	-	-	-	-	-	-	-	7	102
Continental Air Command - Total	1,272	1,238	1,116	1,045	1,016	823	480	320	397	390	403	399
Officers	1,272	1,238	1,116	1,045	1,016	823	480	319	397	390	403	396
Enlisted	-	-	-	-	-	-	-	1	-	-	-	3
Tactical Air Command - Total	-	-	-	-	-	244	239	239	200	180	106	17
Officers	-	-	-	-	-	175	178	178	146	127	69	16
Enlisted	-	-	-	-	-	69	61	61	54	53	37	1
Military Air Transport - Total	3,037	2,405	2,043	2,003	1,945	1,891	1,846	1,817	1,956	1,859	1,553	3,243
Officers	3,037	2,405	2,043	2,003	1,945	1,891	1,846	1,803	1,837	1,694	1,393	1,720
Enlisted	-	-	-	-	-	-	-	14	119	165	160	1,523
Air Proving Ground - Total	112	118	122	117	114	118	115	112	84	62	40	29
Officers	112	118	122	117	114	118	115	112	84	62	40	29
Enlisted	-	-	-	-	-	-	-	-	-	-	-	-
Air Materiel Command - Total	2,859	2,247	2,150	2,061	2,019	1,997	1,890	1,783	1,647	1,052	587	45
Officers	2,859	2,247	2,150	2,061	2,019	1,997	1,890	1,783	1,608	897	447	42
Enlisted	-	-	-	-	-	-	-	-	39	155	140	3
Air Training Command - Total	2,397	2,223	2,201	2,021	1,997	2,055	2,041	1,783	1,150	405	247	125
Officers	2,397	2,223	2,201	2,021	1,997	2,055	2,041	1,783	1,150	405	247	125
Enlisted	-	-	-	-	-	-	-	-	-	-	-	-
Headquarters Command - Total	40	37	35	33	36	35	35	32	33	18	11	9
Officers	40	37	35	33	36	35	35	32	33	18	11	9
Enlisted	-	-	-	-	-	-	-	-	-	-	-	-
Air University - Total	243	236	112	122	119	118	115	107	94	69	46	42
Officers	243	236	112	122	119	118	115	107	94	69	46	42
Enlisted	-	-	-	-	-	-	-	-	-	-	-	-
USAf Security Service - Total	24	28	29	32	34	31	31	29	21	11	4	1
Officers	24	28	29	32	34	31	31	29	21	11	4	1
Enlisted	-	-	-	-	-	-	-	-	-	-	-	-
Special Weapons Command - Total	-	-	27	50	70	93	100	105	39	11	-	-
Officers	-	-	27	50	70	93	100	105	39	11	-	-
Enlisted	-	-	-	-	-	-	-	-	-	-	-	-
Air Defense Command - Total	-	-	-	-	-	-	306	339	326	267	174	173
Officers	-	-	-	-	-	-	306	339	325	266	167	161
Enlisted	-	-	-	-	-	-	-	1	1	1	7	12
Far East Air Force - Total	50	45	43	41	37	35	29	26	28	13	12	9
Officers	50	45	43	41	37	35	29	26	28	13	12	9
Enlisted	-	-	-	-	-	-	-	-	-	-	-	-
US Air Forces, Europe - Total	76	83	78	58	49	40	41	47	43	40	41	39
Officers	76	83	78	58	49	40	41	47	43	40	41	39
Enlisted	-	-	-	-	-	-	-	-	-	-	-	-
Mil Air Transp Sv O/S - Total	144	142	146	149	138	135	152	149	134	116	94	91
Officers	144	142	146	149	138	135	152	149	134	116	94	89
Enlisted	-	-	-	-	-	-	-	-	-	-	-	2
Alaskan Air Command - Total	123	102	92	79	41	36	22	19	18	8	-	-
Officers	123	102	92	79	41	36	22	19	18	8	-	-
Enlisted	-	-	-	-	-	-	-	-	-	-	-	-
Caribbean Air Command - Total	46	41	37	39	33	32	30	31	45	50	51	48
Officers	46	41	37	39	33	32	30	31	33	27	26	22
Enlisted	-	-	-	-	-	-	-	-	12	23	25	26
Air Research & Development - Total	-	-	-	-	-	-	-	-	-	-	12	-
Officers	-	-	-	-	-	-	-	-	-	-	12	-
Enlisted	-	-	-	-	-	-	-	-	-	-	-	-

Source: AFP 14.

TABLE 303--USAF RESERVE PERSONNEL BY GRADE SENT TO ACTIVE MILITARY SERVICE--
NOV 1950 THROUGH JUN 1951

(Table below is reported on a cumulative basis, beginning, 1 July 1950. Break by grade was not available prior to November 1950)

Grade	November (1950)	December	January (1951)	February	March	April	May	June
Total	36,022	41,220	45,723	53,884	75,572	79,896	97,877	107,514
Officer - Total	7,245	8,449	10,941	15,044	24,379	27,278	34,228	41,188
General	4	4	7	7	7	7	8	8
Colonel	10	13	21	36	89	104	147	184
Lieutenant Colonel	47	61	75	160	660	802	1,122	1,316
Major	124	156	201	388	1,434	1,811	2,534	3,121
Captain	2,419	2,886	3,402	4,632	7,164	7,997	10,212	11,365
First Lieutenant	3,109	3,455	4,049	5,751	9,198	10,109	12,805	14,204
Second Lieutenant	1,532	1,874	3,186	4,070	5,827	6,448	7,400	10,990
Enlisted - Total	28,777	32,771	34,782	38,840	51,193	52,618	63,649	66,326
Master Sergeant	1,014	1,322	1,413	1,579	2,397	2,488	2,897	3,094
Technical Sergeant	2,569	3,097	3,365	3,806	5,203	5,320	6,484	6,718
Staff Sergeant	6,390	7,215	7,693	8,537	10,701	11,070	13,063	13,613
Sergeant	7,808	8,518	8,982	10,114	12,653	12,940	15,205	15,751
Corporal	5,159	6,289	6,573	7,367	9,250	9,475	11,120	11,511
Private First Class	4,032	4,280	4,455	4,922	6,221	6,339	7,689	8,010
Private	1,805	2,050	2,301	2,515	4,768	4,986	7,191	7,629

Source: AFP 21

TABLE 304--USAF RESERVE PERSONNEL BY GRADE SENT TO ACTIVE MILITARY SERVICE, BY CATEGORY
OF PERSONNEL ASSIGNMENT--NOV 1950 THROUGH JUN 1951

(Table below is reported on a cumulative basis, beginning, 1 July 1950. Data was not available prior to November 1950.)

Category of Personnel Assignment	November (1950)	December	January (1951)	February	March	April	May	June
Total	36,022	41,220	45,723	53,884	75,572	79,896	97,877	107,514
Officer - Total	7,245	8,449	10,941	15,044	24,379	27,278	34,228	41,188
Enlisted - Total	28,777	32,771	34,782	38,840	51,193	52,618	63,649	66,326
Organized Reserve - Total	8,722	9,916	9,891	9,605	24,311	26,936	41,604	44,624
Officers	2,481	2,573	2,955	3,025	8,522	10,150	15,660	16,461
Enlisted	6,241	6,343	6,936	6,580	15,789	16,786	26,544	28,163
Mobilization Assignment - Total	572	598	640	694	2,688	3,644	4,799	6,545
Officers	572	598	639	691	2,681	3,635	4,706	5,817
Enlisted	-	-	1	3	7	9	93	728
Air Force Reserve Training Center - Total	6,751	6,849	7,721	7,344	18,779	18,664	29,714	29,904
Officers	1,538	1,567	1,874	1,866	4,939	4,914	7,928	7,976
Enlisted	5,213	5,282	5,847	5,478	13,840	13,750	21,786	21,928
Corollary - Total	1,399	1,469	1,530	1,567	2,844	4,628	7,091	8,175
Officers	371	408	442	468	902	1,601	2,426	2,668
Enlisted	1,028	1,061	1,088	1,099	1,942	3,027	4,665	5,507
Volunteer Air Reserve - Total	27,300	32,304	35,832	44,279	51,261	52,960	56,273	62,890
Officers	4,764	5,876	7,986	12,019	15,857	17,128	19,168	24,727
Enlisted	22,536	26,428	27,846	32,260	35,404	35,832	37,105	38,163
Mobilization Designation - Total	-	-	356	361	562	709	884	1,426
Officers	-	-	61	64	264	411	563	832
Enlisted	-	-	295	297	298	298	321	594
Volunteer Air Reserve Training Units and Volunteer Reserve Section - Total	27,300	32,304	35,476	43,918	50,699	52,251	55,389	61,464
Officers	4,764	5,876	7,925	11,955	15,593	16,717	18,605	23,895
Enlisted	22,536	26,428	27,551	31,963	35,106	35,534	36,784	37,569

Source: AFP 21.

TABLE 305 - USAF RESERVE PERSONNEL REJECTED FROM ACTIVE MILITARY SERVICE BECAUSE OF PHYSICAL DISABILITY - FY 1951

PERSONNEL	August (1950) a/	September	October	November	December	January (1951)	February	March	April	May	June
TOTAL	712	736	1,049	252	60	90	415	1,582	251	903	246
Officers	66	51	49	28	32	46	105	812	187	283	143
Enlisted	646	685	1,000	224	23	44	310	770	64	620	103

a/ Figures below include July and August 1950 data.

Source: AFP 21.

TABLE 306 - USAF RESERVE PERSONNEL GRANTED DELAYS FROM ACTIVE DUTY TRAINING - FY 1951

CAUSE OF DELAY	August (1950) a/	September	October	November	December	January (1951)	February	March	April	May	June
TOTAL	5,232	3,464	3,488	208	2,398	231	145	5,663	618	1,901	590
Officer - Total	267	363	282	149	697	176	117	3,400	537	870	415
Enlisted - Total	4,965	3,101	3,206	59	1,701	55	28	2,263	81	1,031	175
Critical Occupation - Total	177	78	566	3	85	9	13	973	145	311	219
Officers	12	5	10	3	15	9	11	702	126	185	122
Enlisted	165	73	556	-	70	-	2	271	19	126	97
Key Position - Total	469	527	515	59	500	73	42	1,092	208	386	172
Officers	79	98	68	55	208	71	35	833	188	273	141
Enlisted	390	429	447	4	292	2	7	259	20	113	31
Scientific and Educational - Total	559	510	665	20	497	19	10	1,517	104	577	73
Officers	16	31	29	14	70	15	8	685	79	152	58
Enlisted	543	479	636	6	427	4	2	832	25	425	15
Government Official - Total	-	-	-	-	-	-	-	14	1	17	14
Officers	-	-	-	-	-	-	-	13	1	10	8
Enlisted	-	-	-	-	-	-	-	1	-	7	6
Hardship - Total	4,027	2,349	1,742	126	1,316	130	80	2,067	160	610	112
Officers	160	229	175	77	404	81	63	1,167	143	250	86
Enlisted	3,867	2,120	1,567	49	912	49	17	900	17	360	26

a/ Figures below include July and August 1950 data.

Source: AFP 21.

TABLE 307 - USAF RESERVE PERSONNEL COMPLETING ACTIVE DUTY TRAINING - FY 1951

CATEGORY OF PERSONNEL ASSIGNMENT	Jul (1950)	Aug	Sep	Oct	Nov	Dec	Jan (1951)	Feb	Mar	Apr	May	Jun
Total	6,310	4,089	1,690	1,037	668	605	577	519	1,065	1,915	299	1,191
Officer-Total	3,636	2,750	1,330	812	604	496	486	320	591	1,060	200	882
Enlisted-Total	2,674	1,339	360	225	64	109	91	199	474	855	99	309
Assigned Mobilization Assignment-Total	657	722	591	382	299	379	344	194	292	208	112	284
Officers	657	722	591	382	299	379	344	194	292	207	111	204
Enlisted	-	-	-	-	-	-	-	-	-	-	1	80
Attached Mobilization Assignment-Total	25	11	15	15	20	6	4	3	19	3	4	10
Officers	25	11	15	15	20	6	4	3	19	3	4	10
Enlisted	-	-	-	-	-	-	-	-	-	-	-	-
Mobilization Assignment with Training Attachment-Total	-	-	-	-	-	-	a/ 3	6	9	52	16	31
Officers	-	-	-	-	-	-	a/ 3	4	9	52	16	31
Enlisted	-	-	-	-	-	-	a/ -	2	-	-	-	-
Air Force Reserve Training Center-Total	4,684	2,165	261	318	247	65	94	161	387	657	b/	b/
Officers	2,310	1,162	202	312	205	47	67	70	145	225	5/	5/
Enlisted	2,374	1,003	59	6	42	18	27	91	242	432	b/	b/
Corollary-Total	647	879	566	259	64	132	119	137	308	704	140	311
Officers	354	557	267	40	42	41	55	31	76	309	43	86
Enlisted	293	322	299	219	22	91	64	106	232	395	97	225
Mobilization Designation-Total	6	8	12	12	14	2	4	1	6	6	11	10
Officers	6	8	12	12	14	2	4	1	6	6	10	6
Enlisted	-	-	-	-	-	-	-	-	-	-	1	4
Volunteer Air Reserve Training Unit-Total	80	128	77	10	4	4	2	9	32	263	15	545
Officers	73	116	76	10	4	4	2	9	32	238	15	545
Enlisted	7	12	1	-	-	-	-	-	-	25	-	-
Volunteer Reserve Section-Total	211	176	168	41	20	17	7	8	12	22	1	-
Officers	211	174	167	41	20	17	7	8	12	21	1	-
Enlisted	-	2	1	-	-	-	-	-	-	1	-	-

a/ Initial report as this was the beginning of this category.

b/ No data shown as personnel had entered active military service.

Source: AFT 5

TABLE 308 - USAF RESERVE ACTIVE DUTY TRAINING MAN DAYS COMPLETED - FY 1951

(Footnotes in table above also apply to this table.)

CATEGORY OF PERSONNEL ASSIGNMENT	Jul (1950)	Aug	Sep	Oct	Nov	Dec	Jan (1951)	Feb	Mar	Apr	May	Jun
TOTAL	78,384	51,269	25,508	13,913	8,840	8,254	8,242	7,931	16,839	35,274	4,752	24,064
Officer - Total	46,953	39,588	21,317	11,226	7,769	7,276	7,101	4,749	9,573	17,204	3,561	19,289
Enlisted - Total	31,431	11,681	4,191	2,687	1,071	978	1,141	3,182	7,266	18,070	1,191	4,775
Assigned Mobilization Assignment - Total	11,328	11,902	9,685	5,693	4,390	5,452	5,277	2,697	3,730	3,173	1,724	4,225
Officers	11,328	11,902	9,685	5,693	4,390	5,452	5,277	2,692	3,730	3,157	1,709	2,866
Enlisted	-	-	-	-	-	-	-	5	-	16	15	1,365
Attached Mobilization Assignment - Total	-	-	-	450	172	282	60	60	395	45	148	104
Officers	-	-	-	450	172	282	60	60	395	45	148	104
Enlisted	-	-	-	-	-	-	-	-	-	-	-	-
Mobilization Assignment with Training Attachment - Total	-	-	-	-	-	-	60	90	154	4,188	279	1,364
Officers	-	-	-	-	-	-	60	60	154	4,188	279	1,364
Enlisted	-	-	-	-	-	-	-	30	-	-	-	-
Air Force Reserve Training Center - Total	50,201	21,746	2,834	3,499	3,001	953	1,075	2,824	9,202	20,676	-	-
Officers	23,341	12,374	2,231	3,363	1,987	614	742	1,041	3,719	6,255	-	-
Enlisted	26,860	9,372	603	136	1,014	339	333	1,783	5,483	14,421	-	-
Corollary Units - Total	9,739	9,413	7,766	3,163	754	1,047	1,586	1,677	2,585	5,180	1,712	4,516
Officers	5,325	7,365	4,186	612	697	408	778	313	802	1,964	571	1,283
Enlisted	4,414	2,048	3,580	2,551	57	639	808	1,364	1,783	3,216	1,141	3,233
Mobilization Designation - Total	92	122	143	139	98	23	51	8	78	69	140	231
Officers	92	122	143	139	98	23	51	8	78	58	125	171
Enlisted	-	-	-	-	-	-	-	-	-	11	15	60
Volunteer Air Reserve Training Units - Total	1,745	2,859	1,397	185	48	71	26	194	434	1,585	720	13,600
Officers	1,588	2,638	1,389	185	48	71	26	194	434	1,197	700	13,483
Enlisted	157	221	8	-	-	-	-	-	-	388	20	117
Volunteer Reserve Sections - Total	5,279	5,227	3,683	784	377	426	107	381	261	358	29	24
Officers	5,279	5,187	3,683	784	377	426	107	381	261	340	29	24
Enlisted	-	40	-	-	-	-	-	-	-	18	-	-

Source: AFT 5.

TABLE 309 - USAF RESERVE PERSONNEL PARTICIPATING IN INACTIVE DUTY TRAINING FOR PAY
BY CATEGORY OF PERSONNEL ASSIGNMENT - FY 1951

CATEGORY OF PERSONNEL ASSIGNMENT	July (1950)	August	September	October	November	December	January (1951)	February	March	April	May	June
TOTAL	39,719	36,506	39,488	38,510	35,594	37,351	38,501	27,741	15,775	7,443	5,160	3,542
Officer - Total	18,886	17,757	18,884	17,526	17,007	17,668	16,963	11,259	6,893	3,604	2,625	1,935
Enlisted - Total	20,833	18,749	20,604	20,984	18,587	19,683	21,538	16,482	8,882	3,839	2,535	1,607
Assigned Mobilization												
Assignment - Total	6,533	6,974	7,103	6,482	6,448	6,972	6,435	4,203	3,289	1,651	1,445	1,263
Officers	6,533	6,974	7,103	6,482	6,448	6,931	6,392	4,162	3,247	1,646	1,416	1,193
Enlisted	-	-	-	-	-	41	43	41	42	5	29	70
Attached Mobilization												
Assignment - Total	475	429	465	444	445	453	391	369	223	119	70	103
Officers	475	429	465	444	445	453	391	367	223	119	70	103
Enlisted	-	-	-	-	-	-	-	2	-	-	-	-
Mobilization Assignment with Training Attachment												
Assignment - Total	-	-	-	-	-	-	a/ 115	94	111	243	275	198
Officers	-	-	-	-	-	-	a/ 115	94	111	243	275	197
Enlisted	-	-	-	-	-	-	a/ -	-	-	-	-	1
Air Force Reserve Training Center												
Assignment - Total	21,073	18,708	21,105	20,956	17,972	18,595	19,207	16,458	6,242	1,281	b/	b/
Officers	7,567	6,470	7,166	6,659	6,098	6,236	5,965	4,754	1,757	517	b/	b/
Enlisted	13,506	12,238	13,939	14,297	11,874	12,359	13,242	11,704	4,485	764	b/	b/
Corollary - Total	11,638	10,395	10,815	10,628	10,729	11,331	12,353	6,617	5,910	4,149	3,370	1,978
Officers	4,311	3,884	4,150	3,941	4,016	4,048	4,100	1,882	1,555	1,079	864	442
Enlisted	7,327	6,511	6,665	6,687	6,713	7,283	8,253	4,735	4,355	3,070	2,506	1,536

a/ Initial report as this was the beginning of this category.

b/ No data shown as personnel had entered active military service.

Source: APT 5.

TABLE 310 - USAF RESERVE INACTIVE DUTY TRAINING PERIODS ACCOMPLISHED FOR PAY - FY 1951

(Footnotes in table above also apply to this table.)

CATEGORY OF PERSONNEL ASSIGNMENT	July (1950)	August	September	October	November	December	January (1951)	February	March	April	May	June
TOTAL	141,079	135,133	153,094	146,800	131,049	141,508	150,623	112,134	57,725	26,499	18,886	12,634
Officer - Total	68,687	67,696	75,019	68,405	64,210	68,944	66,112	45,627	26,306	12,547	9,978	6,867
Enlisted - Total	72,392	67,437	78,075	78,395	66,839	72,564	84,511	66,507	31,419	13,952	8,908	5,767
Assigned Mobilization												
Assignment - Total	24,083	27,063	28,897	25,090	24,591	26,822	23,583	15,382	12,558	5,469	5,483	4,300
Officers	24,083	27,063	28,897	25,090	24,591	26,681	23,439	15,245	12,400	5,446	5,388	4,162
Enlisted	-	-	-	-	-	141	144	137	158	23	95	198
Attached Mobilization												
Assignment - Total	1,691	1,630	1,986	1,679	1,664	1,892	1,705	1,552	907	474	249	360
Officers	1,691	1,630	1,986	1,679	1,664	1,892	1,705	1,552	907	474	249	360
Enlisted	-	-	-	-	-	-	-	-	-	-	-	-
Mobilization Assignment with Training Attachment												
Assignment - Total	-	-	-	-	-	-	432	402	392	859	1,030	655
Officers	-	-	-	-	-	-	432	402	392	859	1,030	649
Enlisted	-	-	-	-	-	-	-	-	-	-	-	6
Air Force Reserve Training Center												
Assignment - Total	74,154	68,487	81,271	79,881	65,634	69,520	77,046	70,883	21,790	3,724	-	-
Officers	27,235	24,683	28,192	26,418	22,774	24,161	24,074	21,349	6,469	1,262	-	-
Enlisted	46,919	43,804	53,079	53,463	42,860	45,359	52,972	49,534	15,321	2,462	-	-
Corollary Units - Total	41,151	37,953	40,940	40,150	39,160	43,274	47,857	23,915	22,078	15,973	12,124	7,319
Officers	15,678	14,320	15,944	15,218	15,181	16,210	16,462	7,079	6,138	4,506	3,311	1,756
Enlisted	25,473	23,633	24,996	24,932	23,979	27,064	31,395	16,836	15,940	11,467	8,813	5,563

Source: APT 5.

TABLE 311 - USAF RESERVE PERSONNEL PARTICIPATING IN INACTIVE DUTY NON-PAY TRAINING - FY 1951

Category of Personnel Assignment	Jul (1950)	Aug	Sep	Oct	Nov	Dec	Jan (1951)	Feb	Mar	Apr	May	Jun
Total	31,273	31,188	31,213	32,515	29,302	26,579	32,636	31,161	24,849	27,592	23,468	25,330
Officer - Total	27,658	26,950	27,013	28,470	25,893	23,147	27,877	26,737	20,806	24,121	23,446	21,452
Enlisted - Total	3,615	4,238	4,200	4,045	3,409	3,432	4,759	4,424	4,043	3,471	22	3,878
Assigned Mobilization												
Assignee - Total	590	499	378	269	224	192	127	117	60	59	69	71
Officers	590	499	378	269	224	192	127	117	60	59	53	61
Enlisted	-	-	-	-	-	-	-	-	-	-	16	10
Attached Mobilization												
Assignee - Total	41	19	19	4	6	18	24	28	31	11	1	2
Officers	41	19	19	4	6	18	24	28	31	11	1	2
Enlisted	-	-	-	-	-	-	-	-	-	-	-	-
Mobilization Assignee with Training Attachment -												
Total	-	-	-	-	-	-	10	10	1	31	31	36
Officers	-	-	-	-	-	-	10	10	1	31	31	36
Enlisted	-	-	-	-	-	-	-	-	-	-	-	-
Air Force Reserve Training												
Center - Total	769	192	156	274	329	140	166	388	254	158	-	-
Officers	416	119	101	231	254	108	110	289	235	13	-	-
Enlisted	353	73	55	43	75	32	56	159	18	145	-	-
Corollary - Total	745	496	254	163	255	259	218	122	137	94	43	11
Officers	463	305	111	106	211	178	124	77	78	71	37	10
Enlisted	282	191	143	57	44	81	94	45	59	23	6	1
Mobilization Designees												
Total	112	129	213	229	292	312	341	407	152	407	98	94
Officers	112	129	213	229	292	311	341	334	152	391	98	94
Enlisted	-	-	-	-	-	1	-	73	-	56	-	-
Volunteer Air Reserve												
Training Units - Total	25,686	25,179	26,834	26,417	24,900	22,791	28,225	25,905	20,773	24,880	21,615	22,898
Officers	23,122	22,042	23,548	23,440	22,308	20,142	24,461	23,110	18,031	22,041	21,615	19,778
Enlisted	2,564	3,137	3,286	2,977	2,592	2,649	3,764	2,795	2,742	2,839	-	3,120
Volunteer Reserve												
Sections - Total	3,330	4,674	3,359	5,159	3,296	2,867	3,525	4,184	3,441	1,952	1,611	2,218
Officers	2,914	3,837	2,643	4,191	2,598	2,198	2,680	2,832	2,217	1,544	1,611	1,471
Enlisted	416	837	716	968	698	669	845	1,352	1,224	408	-	747

Source: AFT 5

TABLE 312 - USAF RESERVE INACTIVE DUTY TRAINING PERIODS ACCOMPLISHED FOR NON-PAY - FY 1951

Category of Personnel Assignment	Jul (1950)	Aug	Sep	Oct	Nov	Dec	Jan (1951)	Feb	Mar	Apr	May	Jun
Total	52,940	72,173	68,828	74,191	65,619	56,061	76,025	71,502	71,147	71,061	72,987	63,870
Officer - Total	45,667	62,427	60,094	65,406	58,274	48,680	65,829	62,123	62,699	63,091	63,820	55,179
Enlisted - Total	7,273	9,746	8,734	8,785	7,345	7,381	10,196	9,379	8,448	7,970	9,167	8,691
Assigned Mobilization												
Assignees - Total	1,676	1,099	1,191	913	604	667	378	307	215	208	148	232
Officers	1,676	1,099	1,191	913	604	667	378	305	215	208	148	222
Enlisted	-	-	-	-	-	-	-	2	-	-	-	10
Attached Mobilization												
Assignees - Total	171	105	81	15	21	83	54	118	111	38	6	8
Officers	171	105	81	15	21	83	54	118	111	38	5	8
Enlisted	-	-	-	-	-	-	-	-	-	-	-	-
Mobilization Assignee with Training Attachment -												
Total	-	-	-	-	-	-	27	34	10	44	45	50
Officers	-	-	-	-	-	-	27	34	10	44	45	50
Enlisted	-	-	-	-	-	-	-	-	-	-	-	-
Air Force Reserve Training												
Center - Total	4,489	2,502	2,894	2,594	2,052	2,637	1,979	1,299	708	202	-	-
Officers	2,473	1,693	2,002	2,078	1,725	2,183	1,575	798	664	35	-	-
Enlisted	2,016	809	892	516	327	454	404	501	44	167	-	-
Corollary - Total	2,147	1,670	1,080	680	763	1,148	722	288	339	238	82	42
Officers	1,208	1,068	566	537	618	749	425	219	214	180	70	39
Enlisted	939	602	514	143	145	399	297	69	125	58	12	3
Mobilization Designees												
Total	240	302	564	604	755	562	872	755	336	950	233	195
Officers	240	302	564	604	755	560	872	668	336	834	231	195
Enlisted	-	-	-	-	-	2	-	87	-	116	2	-
Volunteer Air Reserve												
Training Units - Total	37,783	56,659	56,685	59,264	54,903	45,650	65,168	60,719	62,772	64,897	67,294	59,010
Officers	34,226	49,996	50,557	52,965	49,404	40,509	57,301	54,379	56,796	58,149	59,637	51,646
Enlisted	3,557	6,663	6,128	6,299	5,499	5,141	7,867	6,340	5,976	6,748	7,657	7,364
Volunteer Reserve												
Sections - Total	6,434	9,836	6,333	10,121	6,521	5,314	6,825	7,982	6,656	4,484	5,179	4,333
Officers	5,673	8,164	5,133	8,294	5,147	3,929	5,197	5,602	4,353	3,603	3,683	3,019
Enlisted	761	1,672	1,200	1,827	1,374	1,385	1,628	2,380	2,303	881	1,496	1,314

Source: AFT 5

TABLE 313 - OBLIGATIONS DURING FY 1951 FROM 1951 FUNDS APPROPRIATED
FOR RESERVE PERSONNEL REQUIREMENTS

Program Number	Budget Program Title	Actual Obligations for FY 1951 (As of 30 June 1951)		
		Net Obligations	Anticipated Reimburse- ments	Gross Obligations
	<u>TOTAL</u>	\$ 30,306,475	\$ 1,900	\$ 30,308,375
520	Pay and Allowances, Reserve and ROTC.	22,464,426	1,900	22,466,326
540	Travel, Air Force Reserve and ROTC Training Duty.	917,188	-	917,188
550	Subsistence	45,241	-	45,241
560	Individual Clothing	6,879,620	-	6,879,620

Source: Financial Management Division, Directorate of Budget, DCS/Comptroller, Hq, USAF.

TABLE 314 - AIR FORCE RESERVE FLIGHT OPERATIONS BY TYPE OF ACTIVITY - FY 1951

Type of Activity	1st Quarter-FY 1951				2nd Quarter-FY 1951			
	Hours Flown	Aircraft		Fuel Consumed (In gals)	Hours Flown	Aircraft		Fuel Consumed (In Gals)
		Av. on Hand	Av. in Com.			Av. on Hand	Av. in Com.	
TOTAL	<u>95,913</u>	 	 	<u>8,898,792</u>	<u>67,739</u>	 	 	<u>6,692,428</u>
Operating Active	<u>95,800</u>	<u>811</u>	<u>612</u>	<u>8,878,176</u>	<u>67,683</u>	<u>726</u>	<u>568</u>	<u>6,645,983</u>
Min. Individual Training	44,587	473	357	1,796,557	30,078	434	347	1,196,298
Unit Training	50,964	336	253	7,057,881	37,208	288	218	5,410,563
Unit Support	249	2	2	23,738	397	4	3	39,122
Other Active	<u>98</u>	<u>69</u>	<u>2</u>	<u>19,323</u>	<u>46</u>	<u>53</u>	<u>1</u>	<u>45,954</u>
Command Support	7	6	1	333	3	3	-	239
AF Reserve-USAF ^a	91	63	1	18,990	43	50	1	45,715
Inactive	<u>15</u>	 	 	<u>1,293</u>	<u>10</u>	 	 	<u>491</u>
Type of Activity	3rd Quarter-FY 1951				4th Quarter-FY 1951			
	Hours Flown	Aircraft		Fuel Consumed (In gals)	Hours Flown	Aircraft		Fuel Consumed (In gals)
		Av. on Hand	Av. in Com.			Av. on Hand	Av. in Com.	
TOTAL	<u>42,704</u>	 	 	<u>4,198,559</u>	<u>15,992</u>	 	 	<u>910,171</u>
Operating Active	<u>42,548</u>	<u>672</u>	<u>537</u>	<u>4,169,887</u>	<u>15,571</u>	<u>250</u>	<u>177</u>	<u>863,638</u>
Min. Individual Training	19,126	375	308	773,571	13,456	195	137	543,154
Unit Training	22,820	293	225	3,337,308	2,099	54	39	319,087
Unit Support	602	4	4	59,008	16	1	1	1,397
Other Active	<u>93</u>	<u>73</u>	<u>7</u>	<u>20,744</u>	<u>419</u>	<u>61</u>	<u>10</u>	<u>41,509</u>
Command Support	7	5	-	830	2	4	-	334
Project	-	1	-	-	229	13	5	21,899
AF Reserve-USAF ^a	86	67	7	19,914	188	44	5	19,276
Inactive	<u>63</u>	 	 	<u>7,928</u>	<u>2</u>	 	 	<u>5,024</u>

^a/ Aircraft assigned to AFR, but temporarily possessed by USAF. This aircraft is not included in USAF aircraft tables.

TABLE 315 - AIR FORCE RESERVE FLIGHT OPERATIONS BY TYPE AND MODEL OF AIRCRAFT - QUARTERLY, FY 1951

Type and Model	1st Quarter - FY 1951					2nd Quarter - FY 1951					3rd Quarter - FY 1951					4th Quarter - FY 1951				
	Hours Flown	Aircraft		Fuel Consumed (In gals)	Landings	Hours Flown	Aircraft		Fuel Consumed (In gals)	Landings	Hours Flown	Aircraft		Fuel Consumed (In gals)	Landings	Hours Flown	Aircraft		Fuel Consumed (In gals)	Landings
		Av. on Hand	Av in Com.				Av on Hand	Av in Com.				Av on Hand	Av in Com.				Av on Hand	Av in Com.		
TOTAL . . .	95,913	X	X	8,898,792	62,788	67,739	X	X	6,692,428	42,334	42,704	X	X	4,198,559	26,202	15,992	X	X	910,171	10,348
OPERATING ACTIVE																				
TOTAL . . .	95,800	811	612	8,878,176	62,667	67,683	726	568	6,645,983	42,266	42,548	672	537	4,169,887	26,042	15,571	250	177	863,638	10,065
B-26 . . .	5,001	47	36	723,364	3,769	3,433	40	24	518,209	2,361	1,797	38	27	280,033	1,341	4	1	-	317	6
C-46 . . .	158	1	1	21,985	125	298	2	2	43,182	216	4,257	55	43	673,963	2,015	1,213	22	17	187,789	583
C-47 . . .	5,454	44	36	517,057	3,344	4,251	39	31	398,482	2,794	3,427	30	24	322,770	1,836	477	9	7	46,053	230
CB-26 . . .	91	1	-	12,679	64	143	1	1	21,625	120	34	1	1	5,040	49	-	-	-	-	-
T-7 . . .	14,542	151	114	602,033	9,735	10,503	141	113	427,317	6,829	6,973	105	88	278,424	4,298	7,692	72	57	316,734	4,900
T-11 . . .	30,045	323	243	1,194,524	21,763	19,575	293	234	768,981	15,134	12,153	270	220	495,147	9,461	5,764	124	80	226,420	4,091
TB-26 . . .	81	1	1	13,041	88	98	2	1	15,710	56	165	2	2	25,920	191	2	-	-	635	2
TC-46 . . .	40,428	243	181	5,793,493	23,779	29,382	208	162	4,452,477	14,754	13,742	171	132	2,088,590	6,851	419	22	16	85,690	253
OTHER ACTIVE a/																				
TOTAL . . .	98	69	2	19,323	106	46	53	1	45,954	52	93	73	7	20,744	104	419	61	10	41,509	281
B-26 . . .	2	1	-	1,201	1	-	-	-	-	-	-	2	-	4,561	-	2	2	-	1,073	2
B-50 . . .	-	-	-	-	-	-	1	-	-	-	-	-	-	-	-	-	-	-	-	-
F-51 . . .	-	-	-	-	-	-	-	-	-	-	-	1	-	-	-	-	-	-	-	-
F-80 . . .	-	1	-	-	-	-	-	-	-	-	-	-	-	-	-	-	-	-	-	-
C-45 . . .	1	1	-	39	6	1	-	-	50	1	-	1	-	-	-	-	-	-	-	-
C-46 . . .	39	2	1	7,532	43	30	1	1	41,691	29	-	-	-	-	-	-	1	-	-	-
C-47 . . .	3	1	-	201	3	-	-	-	-	-	4	4	1	430	5	209	5	1	20,896	74
T-6 . . .	3	1	-	75	2	-	-	-	169	2	-	-	-	-	-	-	-	-	-	-
T-7 . . .	5	2	-	263	6	-	3	-	72	-	1	2	-	-	119	5	1	-	5,850	94
T-11 . . .	10	36	1	831	11	8	36	-	535	12	76	52	5	7,649	80	77	44	7	8,363	100
TB-25 . . .	-	1	-	-	-	1	1	-	-	-	3	2	-	457	5	4	1	-	2,139	4
TB-26 . . .	-	-	-	-	-	-	-	-	-	-	2	1	-	260	2	-	-	-	1,205	-
TC-46 . . .	35	21	-	9,181	34	5	9	-	3,417	6	6	7	1	7,374	11	8	3	1	1,983	7
L-4 . . .	-	1	-	-	-	-	1	-	-	-	1	1	-	13	-	-	-	-	-	-
L-5 . . .	-	1	-	-	-	1	1	-	20	2	-	-	-	-	-	-	-	-	-	-
INACTIVE																				
TOTAL . . .	15	X	X	1,293	15	10	X	X	491	16	63	X	X	7,928	56	2	X	X	5,024	2
B-26 . . .	-	X	X	-	-	-	X	X	-	-	33	X	X	5,987	29	-	X	X	-	-
C-46 . . .	-	X	X	-	-	-	X	X	-	-	-	X	X	-	-	-	X	X	4,399	-
T-7 . . .	-	X	X	-	-	1	X	X	45	1	24	X	X	1,081	19	-	X	X	-	-
T-11 . . .	9	X	X	435	8	9	X	X	446	15	-	X	X	-	-	-	X	X	-	-
TB-26 . . .	-	X	X	-	-	-	X	X	-	-	6	X	X	860	8	-	X	X	-	-
TC-46 . . .	6	X	X	858	7	-	X	X	-	-	-	X	X	-	2	-	X	X	625	2

a/ Due to the necessity of rounding the 3-month period, certain averages have been adjusted.

TABLE 316 - AIR FORCE RESERVE FLIGHT OPERATIONS BY TYPE AND MODEL OF AIRCRAFT - MONTHLY, FY 1951

TYPE AND MODEL	TOTAL HOURS FLOWN	AVERAGE AIRPLANES			AV. HOURS FLOWN PER A/P ON HAND	AVIATION FUEL CONSUMED	TOTAL HOURS FLOWN	AVERAGE AIRPLANES			AV. HOURS FLOWN PER A/P ON HAND	AVIATION FUEL CONSUMED
		On Hand	In Com.	Percent In Com.				On Hand	In Com.	Percent In Com.		
JULY - 1950						AUGUST - 1950						
TOTAL	40,378	939	669	71	43	3,902,936	32,360	895	603	67	36	3,025,114
B-26	2,333	72	55	76	32	345,543	1,540	43	33	77	36	211,124
F-80 a/	-	1	-	-	-	-	-	1	-	-	-	-
F-84 a/	-	-	-	-	-	-	-	1	-	-	-	-
CB-26	38	1	-	-	38	6,098	-	1	-	-	-	-
C-46	82	1	-	-	82	11,256	24	1	1	100	24	3,535
C-47	1,941	47	34	72	41	187,698	1,853	45	37	82	41	173,272
C-45	-	-	-	-	-	-	1	1	-	-	-	39
T-6	-	1	-	-	-	-	3	-	-	-	-	75
T-7	5,245	154	114	74	34	213,329	5,344	154	112	73	35	227,177
T-11	12,074	368	253	69	33	470,241	9,403	368	238	65	26	388,686
TB-26	72	3	3	100	24	11,656	-	9	-	-	-	1,385
TB-25 a/	-	-	-	-	-	-	-	2	-	-	-	-
TF-51 a/	-	-	-	-	-	-	-	1	-	-	-	-
TC-46	18,593	287	209	73	65	2,657,115	14,183	275	182	66	52	2,019,821
L-4 a/	-	2	1	50	-	-	-	1	-	-	-	-
L-5 a/	-	2	-	-	-	-	-	1	-	-	-	-
SEPTEMBER - 1950						OCTOBER - 1950						
TOTAL	23,175	842	596	71	28	1,970,742	25,266	776	565	73	33	2,424,772
B-26	1,130	30	18	60	38	167,898	953	29	17	59	33	139,871
F-80 a/	-	1	-	-	-	-	-	-	-	-	-	-
CB-26	53	1	1	100	53	6,581	57	1	1	100	57	9,229
C-46	91	7	3	43	13	14,726	160	5	2	40	32	60,631
C-47	1,663	44	38	86	38	156,288	1,257	42	32	76	30	115,541
C-45	-	-	-	-	-	-	1	-	-	-	-	50
T-7	3,958	152	116	76	26	161,790	3,789	147	111	76	26	158,125
T-11	8,587	366	266	73	23	336,863	7,774	347	252	73	22	308,782
TB-25 a/	-	1	-	-	-	-	-	1	-	-	-	-
TC-46	7,693	239	154	64	32	1,126,596	11,274	203	150	74	56	1,632,523
L-5 a/	-	1	-	-	-	-	1	1	-	-	1	20
NOVEMBER - 1950						DECEMBER - 1950						
TOTAL	22,415	779	565	73	29	2,278,566	20,058	804	588	73	25	1,989,090
B-50 a/	-	1	-	-	-	-	-	1	-	-	-	-
B-26	1,046	40	21	53	26	153,751	1,434	53	33	62	27	224,587
F-51 a/	-	-	-	-	-	-	-	1	-	-	-	-
CB-26	60	1	1	100	60	8,745	26	1	1	100	26	3,651
C-46	70	2	2	100	35	10,101	98	2	2	100	49	14,141
C-47	1,518	40	30	75	38	142,239	1,476	38	29	76	39	140,702
T-7	3,461	144	110	76	24	140,422	3,254	143	119	83	23	128,887
T-11	6,116	329	236	72	19	244,328	5,702	329	229	70	17	216,852
TB-25 a/	1	1	-	-	1	169	-	2	-	-	-	-
TB-26	38	2	1	50	19	6,295	60	4	2	50	15	9,415
TC-46	10,105	218	164	75	46	1,572,516	8,008	229	173	76	35	1,250,855
L-4 a/	-	1	-	-	-	-	-	1	-	-	-	-
JANUARY - 1951						FEBRUARY - 1951						
TOTAL	18,925	789	579	73	24	1,941,430	12,453	758	556	73	16	1,236,313
B-25 a/	-	-	-	-	-	-	-	1	-	-	-	-
B-26	1,235	54	35	65	23	196,478	510	51	32	63	10	80,176
F-51 a/	-	1	-	-	-	-	-	1	-	-	-	-
CB-26	30	1	1	100	30	4,286	1	1	1	100	1	170
C-46	114	6	4	67	19	21,203	1,416	48	41	85	30	223,880
C-47	1,549	38	31	82	41	142,062	934	37	23	62	25	89,481
C-45	-	-	-	-	-	-	-	1	-	-	-	-
T-7	2,861	128	104	81	22	115,083	1,837	99	79	80	19	71,940
T-11	4,758	322	223	69	15	193,135	3,708	322	231	72	12	150,957
TB-25 a/	-	2	-	-	-	-	-	2	-	-	-	130
TB-26	95	4	3	75	24	14,657	74	5	2	40	15	11,723
TC-46	8,283	230	178	77	36	1,254,526	3,971	189	147	78	21	607,843
L-4 a/	-	3	-	-	-	-	-	1	-	-	-	13
L-5 a/	-	-	-	-	-	-	-	1	-	-	-	-

TABLE 316 -- AIR FORCE RESERVE FLIGHT OPERATIONS BY TYPE AND MODEL OF AIRCRAFT --
MONTHLY, FY 1951 -- CONTINUED

TYPE AND MODEL	TOTAL HOURS FLOWN	AVERAGE AIRPLANES			AV. HOURS FLOWN PER A/P ON HAND	AVIATION FUEL CONSUMED	TOTAL HOURS FLOWN	AVERAGE AIRPLANES			AV. HOURS FLOWN PER A/P ON HAND	AVIATION FUEL CONSUMED
		On Hand	In Com.	Percent In Com.				On Hand	In Com.	Percent In Com.		
M A R C H - 1951						A P R I L - 1951						
TOTAL	11,326	691	497	72	16	1,020,816	6,308	561	359	64	11	493,521
B-26	92	16	13	81	6	15,171	6	3	1	33	2	1,390
F-51 a/	-	1	-	-	-	-	-	1	-	-	-	-
C-46	2,727	110	83	75	25	428,880	1,172	83	67	81	14	186,616
C-47	948	26	21	81	36	91,657	380	25	17	68	15	36,014
C-45 a/	-	1	-	-	-	-	-	-	-	-	-	-
T-7	2,300	95	80	84	24	92,482	2,293	86	66	78	27	98,036
T-11	3,763	322	221	69	12	158,704	2,033	283	156	55	7	82,487
TB-25 a/	2	2	-	-	1	327	2	1	-	-	-	2,139
TB-26	-	2	1	50	-	-	1	1	-	-	1	1,632
TC-46	1,494	115	78	68	13	233,595	421	75	52	69	6	85,207
L-4 a/	-	1	-	-	-	-	-	2	-	-	-	-
L-5 a/	-	-	-	-	-	-	-	1	-	-	-	-
M A Y - 1951						J U N E - 1951 b/						
TOTAL	4,953	245	134	55	20	222,751	4,731	160	94	59	30	193,899
B-26	-	1	1	100	-	-	-	-	-	-	-	-
C-46	41	4	3	75	10	5,572	-	-	-	-	-	-
C-47	306	14	8	57	22	30,935	-	4	-	-	-	-
T-7	2,629	76	55	72	35	106,618	2,889	69	52	75	42	117,930
T-11	1,970	142	64	45	14	77,312	1,839	85	41	48	22	74,984
TB-25	2	1	-	-	2	-	-	-	-	-	-	-
TB-26	1	-	-	-	-	208	-	-	-	-	-	-
TC-46	4	7	3	43	1	2,106	3	2	1	50	2	985

a/ Transient

b/ Includes 111 hours flown on an average of 31 airplanes temporarily possessed by USAF.

TABLE 317 -- SUMMARY OF AIR FORCE RESERVE AIRPLANE ACTIVITIES AND ACCIDENT RATE

FISCAL YEAR 1951							
MONTHS AND YEAR	TOTAL HOURS FLOWN	AVERAGE AIRPLANES ON HAND	PER CENT OF A/P IN COM.	AV. HRS. FLOWN PER A/P		ACCIDENT RATE PER 100,000 HRS. FLOWN	TOTAL FUEL CONSUMPTION
				On Hand	In Com.		
1950							
July	40,378	939	71	43	60	47	3,902,936
August	32,360	895	67	36	54	26	3,025,114
September	23,175	842	71	28	39	18	1,970,742
October	25,266	776	73	33	45	17	2,424,772
November	22,415	779	73	29	40	24	2,278,566
December	20,058	804	73	25	34	21	1,989,090
1951							
January	18,925	789	73	24	33	25	1,941,430
February	12,453	758	73	16	22	0	1,236,313
March	11,326	691	72	16	23	0	1,020,816
April	6,308	561	64	11	18	0	493,521
May	4,953	245	55	20	37	0	222,751
June a/	4,731	160	59	30	40	0	193,899

a/ Data for June 1951 include 111 hours flown on an average of 31 airplanes temporarily possessed by USAF.

TABLE 318 - STATUS AND LINE CLASSIFICATION OF AIR FORCE RESERVE AIRCRAFT BY TYPE AND MODEL - QUARTERLY, FY 1951

Type and Model	TOTAL			ACTIVE			INACTIVE		
	Total	1st Line	2nd Line	Total	1st Line	2nd Line	Total	1st Line	2nd Line
30 SEPTEMBER -- 1950									
<u>Total</u>	<u>833</u>	<u>2</u>	<u>830</u>	<u>801</u>	<u>2</u>	<u>798</u>	<u>22</u>	-	<u>32</u>
B-26.	27	-	27	27	-	27	-	-	-
F-84.	1	1	-	1	1	-	-	-	-
C-46.	17	-	17	17	-	17	-	-	-
C-47.	44	1	43	44	1	43	-	-	-
C-97.	1	1	-	1	1	-	-	-	-
VB-26.	1	-	1	1	-	1	-	-	-
T-7.	153	-	153	149	-	149	4	-	4
T-11.	365	-	365	340	-	340	25	-	25
TB-25.	1	-	1	1	-	1	-	-	-
TC-46.	222	-	222	219	-	219	3	-	3
L-5.	1	-	1	1	-	1	-	-	-
31 DECEMBER -- 1950									
<u>Total</u>	<u>809</u>	<u>2</u>	<u>807</u>	<u>808</u>	<u>2</u>	<u>806</u>	<u>1</u>	-	<u>1</u>
B-26.	55	-	55	55	-	55	-	-	-
B-50.	1	1	-	1	1	-	-	-	-
F-51.	1	-	1	1	-	1	-	-	-
C-46.	5	-	5	5	-	5	-	-	-
C-47.	39	1	38	39	1	38	-	-	-
CB-25.	1	-	1	1	-	1	-	-	-
VB-26.	1	-	1	1	-	1	-	-	-
T-7.	143	-	143	143	-	143	-	-	-
T-11.	324	-	324	323	-	323	1	-	1
TB-25.	2	-	2	2	-	2	-	-	-
TB-26.	5	-	5	5	-	5	-	-	-
TC-46.	229	-	229	229	-	229	-	-	-
TC-47.	1	-	1	1	-	1	-	-	-
L-4.	2	-	2	2	-	2	-	-	-
31 MARCH -- 1951									
<u>Total</u>	<u>656</u>	<u>1</u>	<u>655</u>	<u>656</u>	<u>1</u>	<u>655</u>	-	-	-
B-26.	10	-	10	10	-	10	-	-	-
F-51.	1	-	1	1	-	1	-	-	-
C-46.	114	-	114	114	-	114	-	-	-
C-47.	25	1	24	25	1	24	-	-	-
T-7.	90	-	90	90	-	90	-	-	-
T-11.	309	-	309	309	-	309	-	-	-
TB-25.	1	-	1	1	-	1	-	-	-
TB-26.	2	-	2	2	-	2	-	-	-
TC-46.	101	-	101	101	-	101	-	-	-
L-4.	2	-	2	2	-	2	-	-	-
L-5.	1	-	1	1	-	1	-	-	-
30 JUNE -- 1951									
<u>Total</u>	<u>146</u>	-	<u>146</u>	<u>144</u>	-	<u>144</u>	<u>2</u>	-	<u>2</u>
C-47.	5	-	5	5	-	5	-	-	-
T-7.	69	-	69	69	-	69	-	-	-
T-11.	71	-	71	69	-	69	2	-	2
TC-46.	1	-	1	1	-	1	-	-	-

TABLE 319 - AIR FORCE RESERVE-FUNCTIONAL DISTRIBUTION OF USAF AIRCRAFT BY TYPE OF AIRCRAFT - FY 1951

TYPE OF AIRCRAFT	TOTAL AIRCRAFT ON HAND	ACTIVE						INACTIVE		
		TOTAL	Tactical Training & Transp. Units	Minimum Individual Training	AFR In USAP	Command Support	Project	TOTAL	Other	Excess & Recommend Reclam.
<u>30 SEPTEMBER 1950</u>										
TOTAL	833	801	257	445	95	4	-	32	28	4
Bomber	27	27	26	1	-	-	-	-	-	-
Fighter	1	1	-	-	-	1	-	-	-	-
Cargo	63	63	46	-	16	1	-	-	-	-
Trainer	741	709	185	444	79	1	-	32	28	4
Communications	1	1	-	-	-	1	-	-	-	-
<u>31 DECEMBER 1950</u>										
TOTAL	809	808	316	417	66	9	-	1	-	1
Bomber	56	56	52	1	2	1	-	-	-	-
Fighter	1	1	-	-	-	1	-	-	-	-
Cargo	46	46	43	-	1	2	-	-	-	-
Trainer	704	703	221	416	63	3	-	1	-	1
Communications	2	2	-	-	-	2	-	-	-	-
<u>31 MARCH 1951</u>										
TOTAL	656	656	243	357	49	7	-	-	-	-
Bomber	10	10	8	-	1	1	-	-	-	-
Fighter	1	1	-	-	-	1	-	-	-	-
Cargo	139	139	136	-	3	-	-	-	-	-
Trainer	503	503	99	357	45	2	-	-	-	-
Communications	3	3	-	-	-	3	-	-	-	-
<u>30 JUNE 1951</u>										
TOTAL	146	144	-	111	-	26	7	2	1	1
Cargo	5	5	-	-	-	-	5	-	-	-
Trainer	141	139	-	111	-	26	2	2	1	1

TABLE 320 - AIR FORCE RESERVE AIRPLANE PROGRAM - QUARTERLY, FY 1951

TYPE AND MODEL	PLANNED INVENTORY	TOTAL ON HAND	DIFFERENCES		TYPE AND MODEL	PLANNED INVENTORY	TOTAL ON HAND	DIFFERENCES	
			Overages	Shortages				Overages	Shortages
31 JULY 1950					30 SEPTEMBER 1950				
TOTAL	<u>1,000</u>	<u>936</u>	<u>18</u>	<u>82</u>	TOTAL	<u>902</u>	<u>833</u>	<u>10</u>	<u>79</u>
B-25	-	1	1	-	B-25	-	1	1	-
B-26	88	73	-	15	B-26	70	28	-	42
F-80	-	1	1	-	F-84	-	1	1	-
C-45	-	2	2	-	C-46	264	239	-	25
C-46	317	286	-	31	C-47	41	44	3	-
C-47	41	47	6	-	C-97	-	1	1	-
T-6	27	2	-	25	T-7	150	153	3	-
T-7	150	156	6	-	T-11	377	365	-	12
T-11	377	366	-	11	L-4	-	1	1	-
L-4	-	1	1	-	L-5	-	1	1	-
L-5	-	1	1	-					
31 DECEMBER 1950					31 MARCH 1951				
TOTAL	<u>799</u>	<u>809</u>	<u>49</u>	<u>39</u>	TOTAL	<u>799</u>	<u>656</u>	<u>18</u>	<u>161</u>
B-25	-	3	3	-	B-25	-	1	1	-
B-26	70	61	-	9	B-26	70	12	-	58
B-50	-	1	1	-	F-51	-	1	1	-
F-51	-	1	1	-	C-46	264	215	-	49
C-46/TC-46	264	234	-	30	C-47	39	25	-	14
C-47	39	40	1	-	T-7	130	90	-	40
T-7	130	143	13	-	T-11	296	309	13	-
T-11	296	324	28	-	L-4	-	2	2	-
L-4	-	2	2	-	L-5	-	1	1	-

CONCLUSION OF PROGRAM a/

TYPE AND MODEL	30 JUNE 1951			
	Estimated On Hand Apr - Jun 1951	Actual On Hand	DIFFERENCES	
			Overages	Shortages
TOTAL	<u>17</u>	<u>146</u>	<u>140</u>	<u>11</u>
C-47	17	6	-	11
T-7	-	69	69	-
T-11	-	71	71	-

a/ During the month of May 1951 the Air Force Reserve Inventory decreased by 303 airplanes. This decrease is in conformance with the scheduled integration of the Air Force Reserve with the Regular Establishment by the end of 1951. Since 1 July 1950, the inventory has decreased by 786 airplanes, most of which were absorbed by the USAF. The Fiscal Year 1952 program does not provide for flying training in the Air Force Reserve. All Air Force Reserve aircraft are being reassigned to the Regular Establishment.

TABLE 321 - CALENDAR AGE DISTRIBUTION OF THE AIR FORCE RESERVE AIRPLANE INVENTORY

Age In Months		Number On Hand		Age In Months		Number On Hand	
More Than	Less Than	31 Dec 1950 a/	30 Jun 1951	More Than	Less Than	31 Dec 1950 a/	30 Jun 1951
6	- 9	1	0	66	- 69	21	0
9	- 12	0	0	69	- 72	105	0
12	- 15	0	0	72	- 75	55	0
15	- 18	0	0	75	- 78	53	0
18	- 21	0	0	78	- 81	55	0
21	- 24	0	0	81	- 84	70	4
24	- 27	0	0	84	- 87	54	8
27	- 30	0	0	87	- 90	64	17
30	- 33	0	0	90	- 93	38	15
33	- 36	0	0	93	- 96	46	15
36	- 39	0	0	96	- 99	37	9
39	- 42	0	0	99	- 102	34	18
42	- 45	0	0	102	- 105	39	4
45	- 48	0	0	105	- 108	19	5
48	- 51	0	0	108	- 111	21	6
51	- 54	0	0	111	- 114	8	4
54	- 57	0	0	114	- 117	9	8
57	- 60	0	0	117	- 120	-	4
60	- 63	0	0	120	- 123	-	3
63	- 66	14	0	Average Age		85.3	98.4

a/ Does not include 66 Air Force Reserve airplanes possessed by the USAF as of 31 December 1950.

TABLE 322 - USAF RESERVE FORCES AIRCRAFT ACCIDENTS - QUARTERLY, FY 1951

(AF Reserve Pilot data included in preceding tables. Air National Guard data excluded from preceding tables.)

Component	Flying Hours a/	ALL ACCIDENTS			FATAL ACCIDENTS b/		Aircraft Destroyed d/
		Total	Major	Minor	Number	Deaths c/	
FISCAL YEAR - 1951 - TOTAL	436,056	286	199	87	23	73	66
A F Reserve Pilots. . .	186,877	80	46	34	4	45	12
Air National Guard. . .	249,179	206	153	53	19	28	54
FIRST QUARTER - TOTAL	209,536	134	96	38	11	53	37
A F Reserve Pilots. . .	91,504	44	30	14	4	45	10
Air National Guard. . .	118,032	90	66	24	7	8	27
SECOND QUARTER - TOTAL	123,221	78	53	25	5	6	15
A F Reserve Pilots. . .	63,577	25	12	13	-	-	2
Air National Guard. . .	59,644	53	41	12	5	6	13
THIRD QUARTER - TOTAL	71,215	42	26	16	1	5	5
A F Reserve Pilots. . .	31,796	9	4	5	-	-	-
Air National Guard. . .	39,419	33	22	11	1	5	5
FOURTH QUARTER - TOTAL	32,084	32	24	8	6	9	9
A F Reserve Pilots. . .	-	2	-	2	-	-	-
Air National Guard. . .	32,084	30	24	6	6	9	9

a/ A F Reserve Pilot flying hours represent first pilot flying time flown by A F Reserve Pilots on inactive duty and/or on active duty not to exceed fifteen days. Reports of APRP flying hours discontinued as of 1 April 1951.

b/ More than one fatality may occur as a result of any one fatal accident.

c/ Deaths include all personnel killed and/or missing as the result of major aircraft accidents.

d/ Includes missing aircraft.

Source: D/Flight Safety Research - The Inspector General.

TABLE 323— MILITARY STRENGTH (AUTHORIZED AND ASSIGNED) AND UNITS OF AIR NATIONAL GUARD
BY STATE AND TERRITORY WITHIN NUMBERED AIR FORCE— FY 1951

State or Territory by Air Force	30 September 1950			31 December 1950			31 March 1951			30 June 1951		
	Units	Auth- orized	As- signed a/	Units	Auth- orized	As- signed a/	Units	Auth- orized	As- signed a/	Units	Auth- orized	As- signed a/
WORLDWIDE - TOTAL	518	58,193	45,718	352	55,229	44,554	311	45,645	31,482	170	25,288	20,057
CONTINENTAL US-TOTAL	510	57,445	45,051	348	54,285	43,831	306	44,490	30,422	165	24,129	18,982
First Air Force - Total	184	20,540	16,412	137	20,663	16,882	122	17,126	12,266	105	14,280	11,380
Connecticut	8	1,123	519	8	1,128	964	1	377	331	1	382	326
Delaware	4	374	321	2	482	399	-	14	1	-	14	1
District of Columbia	7	896	743	8	1,066	826	1	316	282	1	315	283
Kentucky	6	640	552	-	19	1	-	19	-	-	19	11
Maine	6	640	478	8	990	599	1	229	131	1	237	167
Maryland	4	374	326	2	472	445	2	520	441	2	524	443
Massachusetts	18	1,937	1,757	15	1,833	1,756	22	2,536	1,963	22	2,264	2,029
New Hampshire	4	374	299	2	472	345	-	14	-	-	14	5
New Jersey	10	1,005	852	10	1,513	1,224	3	805	686	3	817	679
New York	39	4,605	3,601	30	4,623	3,903	26	3,786	2,789	26	3,791	2,825
Ohio	27	2,962	2,696	18	2,583	2,369	24	2,904	2,109	23	2,760	2,004
Pennsylvania	34	3,837	2,772	27	3,772	2,810	39	4,769	2,801	23	2,302	1,899
Rhode Island	5	651	494	3	749	582	3	797	709	3	797	696
Vermont	4	374	319	2	472	313	-	14	9	-	14	7
Virginia	4	374	314	2	472	335	-	9	-	-	13	-
West Virginia	4	374	369	-	17	11	-	17	14	-	17	5
Fourth Air Force - Total	81	9,624	7,564	60	9,326	8,234	61	8,793	6,594	26	3,166	2,451
Arizona	4	374	308	2	482	466	-	14	8	-	14	8
California	41	5,217	4,004	32	4,308	3,920	46	5,726	4,021	25	2,974	2,332
Idaho	4	374	308	2	472	387	2	525	359	-	18	5
Montana	4	374	356	2	472	378	2	525	348	-	18	11
Nevada	4	374	307	2	472	334	-	17	6	-	21	14
Oregon	8	1,055	880	7	951	905	1	298	268	-	31	8
Utah	4	374	337	3	687	566	4	807	752	1	84	66
Washington	12	1,482	1,064	10	1,482	1,278	6	881	632	-	26	7
Tenth Air Force - Total	140	15,732	12,018	109	16,483	13,498	83	12,135	7,371	17	3,348	2,719
Colorado	16	2,126	1,503	15	1,914	1,525	22	2,598	1,739	-	38	16
Illinois	26	2,778	1,986	19	2,710	2,328	24	3,028	1,929	7	1,094	932
Indiana	11	1,286	1,020	10	1,513	1,288	1	299	257	1	304	251
Iowa	11	1,286	915	9	1,453	1,216	12	1,880	1,266	1	307	257
Kansas	4	374	320	-	14	6	-	14	8	-	14	8
Michigan	16	1,860	1,408	12	2,077	1,587	1	385	321	1	385	301
Minnesota	11	1,288	1,057	10	1,520	1,353	1	306	274	-	31	6
Missouri	18	1,952	1,581	15	1,792	1,587	10	1,377	44	6	792	670
Nebraska	4	374	308	3	546	364	7	880	534	-	18	11
North Dakota	4	374	271	2	472	320	2	525	382	-	18	5
South Dakota	4	374	343	2	472	410	-	14	6	-	18	6
Wisconsin	11	1,286	988	10	1,528	1,189	1	304	254	1	311	251
Wyoming	4	374	318	2	472	325	2	525	357	-	18	5
Fourteenth Air Force - Total	105	11,549	9,057	42	7,813	5,217	40	6,436	4,191	17	3,315	2,432
Alabama	10	1,028	897	3	664	399	4	809	580	1	242	160
Arkansas	5	589	427	1	236	112	2	303	164	2	302	180
Florida	5	589	375	1	232	83	2	299	171	2	298	183
Georgia	20	2,428	1,825	7	1,075	762	-	48	20	-	48	21
Louisiana	5	604	502	3	656	610	3	712	595	1	234	205
Mississippi	4	374	343	2	472	360	1	81	44	-	23	6
New Mexico	4	374	338	2	472	328	-	9	3	-	9	1
North Carolina	5	589	486	1	234	178	-	23	10	-	23	10
Oklahoma	10	1,013	825	3	767	384	4	887	542	1	309	208
South Carolina	4	374	334	1	232	84	1	232	196	1	232	210
Tennessee	10	1,005	843	10	1,451	1,095	15	1,687	792	1	249	162
Texas	23	2,582	1,862	8	1,322	822	8	1,346	1,074	8	1,346	1,086
OVERSEAS - TOTAL	8	748	667	4	944	723	2	1,155	1,060	2	1,159	1,072
Hawaii	4	374	330	2	472	355	3	683	624	3	687	651
Puerto Rico	4	374	337	2	472	368	2	472	436	2	472	424

a/ Includes SCARWANG for September, Assigned Strength only, as SCARWANG was discontinued after this period.

Source: GPS 1 and 2.

TABLE 324 - MILITARY STRENGTH (AUTHORIZED AND ASSIGNED) OF AIR NATIONAL GUARD BY IDENTITY, BY STATE OR TERRITORY - FY 1951

State or Territory By Air Force	30 September 1950				31 December 1950				31 March 1951				30 June 1951			
	Officer		Enlisted		Officer		Enlisted		Officer		Enlisted		Officer		Enlisted	
	Auth- orized	Assigned a/	Auth- orized	Assigned	Auth- orized	Assigned	Auth- orized	Assigned	Auth- orized	Assigned	Auth- orized	Assigned	Auth- orized	Assigned	Auth- orized	Assigned
<u>WORLDWIDE - TOTAL</u> . . .	<u>7,624</u>	<u>6,933</u>	<u>47,379</u>	<u>37,436</u>	<u>7,838</u>	<u>5,833</u>	<u>47,391</u>	<u>38,721</u>	<u>5,810</u>	<u>3,484</u>	<u>39,835</u>	<u>27,998</u>	<u>3,506</u>	<u>2,116</u>	<u>21,782</u>	<u>17,941</u>
<u>CONTINENTAL US - TOTAL</u> . . .	<u>7,510</u>	<u>6,846</u>	<u>46,555</u>	<u>36,856</u>	<u>7,718</u>	<u>5,745</u>	<u>46,567</u>	<u>38,086</u>	<u>5,673</u>	<u>3,397</u>	<u>38,817</u>	<u>27,025</u>	<u>3,365</u>	<u>2,038</u>	<u>20,764</u>	<u>16,944</u>
<u>First Air Force - Total</u> . . .	<u>2,935</u>	<u>2,512</u>	<u>17,654</u>	<u>13,273</u>	<u>3,009</u>	<u>2,287</u>	<u>17,654</u>	<u>14,595</u>	<u>2,156</u>	<u>1,316</u>	<u>14,970</u>	<u>10,950</u>	<u>1,901</u>	<u>1,230</u>	<u>12,379</u>	<u>10,150</u>
Connecticut	170	134	959	385	169	118	959	846	50	27	327	304	51	27	331	299
Delaware	56	54	421	267	61	54	421	345	5	1	9	-	5	1	9	-
Dist. of Columbia	170	125	897	618	169	122	897	704	49	25	267	257	47	24	268	259
Kentucky	9	91	10	461	9	1	10	-	9	-	10	-	9	4	10	7
Maine	147	90	844	388	146	107	844	492	26	14	203	117	30	15	207	152
Maryland	55	49	412	277	60	44	412	401	63	38	457	403	67	43	457	400
Massachusetts	257	260	1,572	1,405	261	252	1,572	1,504	300	250	2,236	1,713	301	246	1,963	1,783
New Hampshire	55	39	412	260	60	37	412	308	5	-	9	-	5	2	9	3
New Jersey	220	138	1,289	714	224	142	1,289	1,082	106	54	699	632	111	50	706	629
New York	659	510	3,946	2,925	677	515	3,946	3,388	463	302	3,323	2,487	469	301	3,322	2,524
Ohio	352	361	2,222	2,214	361	311	2,222	2,058	352	252	2,552	1,857	346	235	2,414	1,769
Pennsylvania	576	433	3,184	2,091	588	415	3,184	2,395	613	283	4,156	2,518	341	218	1,961	1,581
Rhode Island	94	67	650	427	99	66	650	516	102	64	695	645	102	59	695	637
Vermont	55	55	412	264	60	54	412	259	5	3	9	6	5	4	9	3
Virginia	55	52	412	262	60	47	412	288	3	-	6	-	7	-	6	-
West Virginia	5	54	12	315	5	2	12	9	5	3	12	11	5	1	12	4
<u>Fourth Air Force - Total</u> . . .	<u>1,237</u>	<u>1,095</u>	<u>8,053</u>	<u>6,180</u>	<u>1,273</u>	<u>1,021</u>	<u>8,053</u>	<u>7,213</u>	<u>1,095</u>	<u>737</u>	<u>7,698</u>	<u>5,857</u>	<u>467</u>	<u>311</u>	<u>2,719</u>	<u>2,140</u>
Arizona	56	54	421	254	61	52	421	414	5	2	9	6	5	2	9	6
California	611	568	3,694	3,235	614	510	3,694	3,410	698	488	5,028	3,533	389	283	2,585	2,049
Idaho	55	49	412	259	60	47	412	340	65	35	460	324	9	2	9	3
Montana	55	49	412	307	60	39	412	339	65	32	460	316	9	3	9	8
Nevada	55	45	412	262	60	45	412	289	5	1	12	5	9	3	12	11
Oregon	133	120	819	672	132	117	819	788	43	24	255	244	14	3	17	5
Utah	72	50	606	287	81	50	606	516	96	73	711	679	19	12	65	54
Washington	200	160	1,277	904	205	161	1,277	1,117	118	82	763	750	13	3	13	4

<u>Tenth Air Force - Total</u>	<u>2,324</u>	<u>1,858</u>	<u>14,088</u>	<u>9,831</u>	<u>2,387</u>	<u>1,767</u>	<u>14,096</u>	<u>11,731</u>	<u>1,568</u>	<u>878</u>	<u>10,567</u>	<u>6,493</u>	<u>536</u>	<u>256</u>	<u>2,812</u>	<u>2,463</u>
Colorado	263	242	1,652	1,182	262	231	1,652	1,294	300	235	2,298	1,504	18	5	20	11
Illinois	404	294	2,293	1,648	417	281	2,293	2,047	406	209	2,622	1,720	149	80	945	852
Indiana	220	166	1,289	854	224	166	1,289	1,122	48	22	251	235	49	24	255	227
Iowa	212	141	1,237	774	216	156	1,237	1,058	243	153	1,637	1,113	49	26	258	231
Kansas	5	52	9	268	5	3	9	3	5	4	9	4	5	3	9	5
Michigan	285	204	1,783	1,120	294	196	1,783	1,391	59	30	326	291	59	28	326	273
Minnesota	210	164	1,301	893	215	158	1,305	1,195	39	23	267	251	14	3	17	3
Missouri	271	239	1,517	1,220	275	230	1,517	1,357	192	9	1,185	35	104	53	688	617
Nebraska	68	52	473	256	73	43	473	321	92	60	788	474	9	4	9	7
North Dakota	55	49	412	222	60	41	412	279	65	48	460	334	9	2	9	3
South Dakota	55	49	412	294	60	49	412	361	5	3	9	3	9	3	9	3
Wisconsin	221	153	1,298	835	226	159	1,302	1,030	49	23	255	231	53	23	258	228
Wyoming	55	53	412	265	60	52	412	273	65	59	460	298	9	2	9	3
<u>Fourteenth Air Force - Total</u>	<u>1,014</u>	<u>1,381</u>	<u>6,760</u>	<u>7,572</u>	<u>1,049</u>	<u>670</u>	<u>6,764</u>	<u>4,547</u>	<u>854</u>	<u>466</u>	<u>5,582</u>	<u>3,725</u>	<u>461</u>	<u>241</u>	<u>2,854</u>	<u>2,191</u>
Alabama	95	150	564	747	100	64	564	335	117	75	692	505	31	10	211	150
Arkansas	26	62	210	365	26	17	210	95	36	27	267	137	36	29	266	151
Florida	26	53	206	322	26	11	206	72	36	18	263	153	36	19	262	164
Georgia	140	273	935	1,497	140	91	935	671	19	8	29	12	19	8	29	13
Louisiana	91	60	560	442	96	55	560	555	103	53	609	542	26	14	208	191
Mississippi	55	52	412	291	60	50	412	310	15	9	66	35	9	4	14	2
New Mexico	55	56	412	282	60	52	412	276	3	1	6	2	3	1	6	-
North Carolina	26	67	208	419	26	8	208	170	9	3	14	7	9	3	14	7
Oklahoma	99	140	658	685	105	56	662	328	120	69	767	473	50	19	259	189
South Carolina	26	52	206	282	26	9	206	75	26	11	206	185	26	11	206	199
Tennessee	202	142	1,245	701	206	158	1,245	937	189	91	1,498	701	35	18	214	144
Texas	173	274	1,144	1,539	178	99	1,144	723	181	101	1,165	973	181	105	1,165	981
<u>OVERSEAS - TOTAL</u>	<u>114</u>	<u>87</u>	<u>824</u>	<u>580</u>	<u>120</u>	<u>88</u>	<u>824</u>	<u>635</u>	<u>137</u>	<u>87</u>	<u>1,018</u>	<u>973</u>	<u>141</u>	<u>78</u>	<u>1,018</u>	<u>997</u>
Hawaii	59	47	412	283	60	49	412	307	77	54	606	570	81	52	606	599
Puerto Rico	55	40	412	297	60	39	412	328	60	33	412	403	60	26	412	398

a/ Includes SCARWANG for September, Assigned Strength only, as SCARWANG was discontinued after this period.

Source: GPS 1 and 2.

TABLE 325 - ASSIGNED STRENGTH OF AIR NATIONAL

Line No.	State or Territory	October 1950				January 1951				February 1951			
		Units	Total	Off	Enl	Units	Total	Off	Enl	Units	Total	Off	Enl
1	<u>WORLDWIDE - TOTAL</u> . . .	<u>108</u>	<u>7,714</u>	<u>1,111</u>	<u>6,603</u>	<u>8</u>	<u>944</u>	<u>88</u>	<u>856</u>	<u>96</u>	<u>8,651</u>	<u>1,174</u>	<u>7,477</u>
2	<u>CONTINENTAL US - TOTAL</u> . . .	<u>108</u>	<u>7,714</u>	<u>1,111</u>	<u>6,603</u>	<u>8</u>	<u>944</u>	<u>88</u>	<u>856</u>	<u>96</u>	<u>8,651</u>	<u>1,174</u>	<u>7,477</u>
3	Alabama	14	554	93	461	-	-	-	-	-	-	-	-
4	Arizona	-	-	-	-	-	-	-	-	2	459	47	412
5	Arkansas	2	328	49	279	-	-	-	-	-	-	-	-
6	California	5	544	62	482	-	-	-	-	-	-	-	-
7	Colorado	1	76	6	70	-	-	-	-	-	-	-	-
8	Connecticut	-	-	-	-	-	-	-	-	2	322	19	303
9	Delaware	-	-	-	-	-	-	-	-	2	422	52	370
10	District of Columbia	-	-	-	-	-	-	-	-	14	626	112	514
11	Florida	2	318	49	269	-	-	-	-	-	-	-	-
12	Georgia	18	1,117	197	920	7	764	83	681	-	-	-	-
13	Idaho	-	-	-	-	-	-	-	-	-	-	-	-
14	Illinois	1	68	8	60	-	-	-	-	-	-	-	-
15	Indiana	-	-	-	-	-	-	-	-	16	1,052	143	909
16	Iowa	-	-	-	-	-	-	-	-	-	-	-	-
17	Kansas	2	319	51	268	-	-	-	-	-	-	-	-
18	Kentucky	14	476	69	407	-	-	-	-	-	-	-	-
19	Louisiana	-	-	-	-	-	-	-	-	-	-	-	-
20	Maine	-	-	-	-	-	-	-	-	14	721	121	600
21	Maryland	-	-	-	-	-	-	-	-	-	-	-	-
22	Massachusetts	1	92	8	84	-	-	-	-	-	-	-	-
23	Michigan	1	84	2	82	-	-	-	-	18	1,540	200	1,340
24	Minnesota	-	-	-	-	-	-	-	-	-	-	-	-
25	Mississippi	-	-	-	-	-	-	-	-	-	-	-	-
26	Missouri	1	122	5	117	-	-	-	-	-	-	-	-
27	Montana	-	-	-	-	-	-	-	-	-	-	-	-
28	Nebraska	-	-	-	-	-	-	-	-	-	-	-	-
29	Nevada	-	-	-	-	-	-	-	-	-	-	-	-
30	New Hampshire	-	-	-	-	-	-	-	-	2	390	40	350
31	New Jersey	-	-	-	-	-	-	-	-	-	-	-	-
32	New Mexico	-	-	-	-	-	-	-	-	2	352	56	296
33	New York	2	163	17	146	-	-	-	-	-	-	-	-
34	North Carolina	2	314	53	261	1	180	5	175	-	-	-	-
35	North Dakota	-	-	-	-	-	-	-	-	-	-	-	-
36	Ohio	3	465	47	418	-	-	-	-	2	418	47	371
37	Oklahoma	14	561	93	468	-	-	-	-	-	-	-	-
38	Oregon	1	99	2	97	-	-	-	-	2	426	58	368
39	Pennsylvania	2	219	15	204	-	-	-	-	2	389	50	339
40	Rhode Island	-	-	-	-	-	-	-	-	-	-	-	-
41	South Carolina	2	334	52	282	-	-	-	-	-	-	-	-
42	South Dakota	-	-	-	-	-	-	-	-	-	-	-	-
43	Tennessee	-	-	-	-	-	-	-	-	-	-	-	-
44	Texas	18	1,098	181	917	-	-	-	-	-	-	-	-
45	Utah	-	-	-	-	-	-	-	-	-	-	-	-
46	Vermont	-	-	-	-	-	-	-	-	2	320	49	271
47	Virginia	-	-	-	-	-	-	-	-	-	-	-	-
48	Washington	-	-	-	-	-	-	-	-	2	408	50	358
49	West Virginia	2	363	52	311	-	-	-	-	-	-	-	-
50	Wisconsin	-	-	-	-	-	-	-	-	14	806	130	676
51	Wyoming	-	-	-	-	-	-	-	-	-	-	-	-
52	<u>OVERSEAS - TOTAL</u>	-	-	-	-	-	-	-	-	-	-	-	-
53	Hawaii	-	-	-	-	-	-	-	-	-	-	-	-
54	Puerto Rico	-	-	-	-	-	-	-	-	-	-	-	-

Source: GPS 1 and 2.

TABLE 326 - ASSIGNED STRENGTH OF AIR NATIONAL GUARD WARRANT OFFICERS - FY 1951

(SCARWANG - Army Type National Guard personnel assigned to USAF and charged to Air National Guard Troop Ceiling;
ANG - Air National Guard. Figures below are included in Table 323.)

State or Territory By Air Force	30 September 1950		31 December 1950	31 March 1951	30 June 1951
	ANG	SCARWANG a/	ANG	ANG	ANG
<u>Worldwide - Total</u>	<u>89</u>	<u>19</u>	<u>71</u>	<u>51</u>	<u>29</u>
<u>Continental US - Total</u>	<u>87</u>	<u>19</u>	<u>70</u>	<u>50</u>	<u>27</u>
<u>First Air Force - Total</u>	<u>26</u>	<u>9</u>	<u>26</u>	<u>13</u>	<u>10</u>
Connecticut	-	-	1	1	1
Delaware	1	-	1	-	-
District of Columbia	2	-	1	-	-
Kentucky	1	-	-	-	-
Maine	1	-	1	-	-
Maryland	-	-	-	-	-
Massachusetts	3	3	3	3	2
New Hampshire	-	-	-	-	-
New Jersey	1	-	1	-	-
New York	5	3	6	4	3
Ohio	5	-	5	2	2
Pennsylvania	5	3	5	3	2
Rhode Island	-	-	-	-	-
Vermont	1	-	1	-	-
Virginia	1	-	1	-	-
West Virginia	-	-	-	-	-
<u>Fourth Air Force - Total</u>	<u>20</u>	<u>3</u>	<u>21</u>	<u>18</u>	<u>8</u>
Arizona	1	-	1	-	-
California	13	1	14	14	8
Idaho	-	-	-	-	-
Montana	1	-	1	1	-
Nevada	-	-	-	-	-
Oregon	2	2	2	-	-
Utah	-	-	-	-	-
Washington	3	-	3	3	-
<u>Tenth Air Force - Total</u>	<u>27</u>	<u>4</u>	<u>19</u>	<u>17</u>	<u>4</u>
Colorado	9	2	6	7	-
Illinois	1	-	1	2	-
Indiana	4	-	4	2	2
Iowa	1	-	1	1	-
Kansas	1	-	-	-	-
Michigan	2	-	1	-	-
Minnesota	1	-	1	2	-
Missouri	3	2	2	-	-
Nebraska	1	-	1	1	-
North Dakota	-	-	-	-	-
South Dakota	1	-	-	-	-
Wisconsin	3	-	2	2	2
Wyoming	-	-	-	-	-
<u>Fourteenth Air Force - Total</u>	<u>14</u>	<u>3</u>	<u>4</u>	<u>2</u>	<u>5</u>
Alabama	-	-	-	-	-
Arkansas	-	-	-	-	-
Florida	1	-	-	-	-
Georgia	4	3	-	-	-
Louisiana	-	-	-	-	-
Mississippi	1	-	1	-	1
New Mexico	1	-	-	-	-
North Carolina	1	-	-	-	-
Oklahoma	2	-	-	1	3
South Carolina	-	-	-	-	-
Tennessee	2	-	2	-	-
Texas	2	-	1	1	1
<u>Overseas - Total</u>	<u>2</u>	<u>-</u>	<u>1</u>	<u>1</u>	<u>2</u>
Hawaii	1	-	1	-	1
Puerto Rico	1	-	-	1	1

a/ Includes SCARWANG for September, Assigned Strength only, as SCARWANG was discontinued after this period.

Source: GPS 1 and 2.

TABLE 327 - OBLIGATIONS DURING FY 1951 FROM 1951 FUNDS APPROPRIATED FOR AIR NATIONAL GUARD

Program Number	Budget Program Title	Actual Obligations for FY 1951 (As of 30 June 1951)		
		Net Obligations	Anticipated Reimbursements	Gross Obligations
	<u>TOTAL</u>	\$ 91,930,373	\$ 5,002,000	\$ 96,932,373
201	First Destination Transportation	200,000	-	200,000
210	Weapons and Ammunition	2,401,476	-	2,401,476
220	Ground Powered and Marine Equipment	4,906,119	-	4,906,119
230	Electronics and Communications Equipment	3,936,720	-	3,936,720
250	Training Equipment	597,450	-	597,450
270	Other Major Equipment	977,396	-	977,396
310	Planning	92,470	-	92,470
320	Acquisition and Construction, Continental US	5,953,074	-	5,953,074
410	Operation of Aircraft	25,674,459	3,400,000	29,074,459
420	Organization, Base and Maintenance Supplies and Equipment	3,739,257	950,000	4,689,257
430	Logistical Support	4,699,368	522,000	5,221,368
410	Training Support	22,425,240	45,000	22,470,240
470	Medical Support	188,120	-	188,120
480	Service-Wide Support	177,463	-	177,463
520	Pay and Allowances, ANG	14,915,467	65,000	14,980,467
550	Subsistence	547,422	20,000	567,422
560	Individual Clothing	498,640	-	498,640
590	Other Military Personnel Requirements	232	-	232

Source: Financial Management Division, Directorate of Budget, DCS/Comptroller, Hq, USAF.

TABLE 328 - AIR NATIONAL GUARD FLIGHT OPERATIONS BY TYPE AND MODEL OF AIRPLANE - FY 1951

TYPE AND MODEL	TOTAL HOURS FLOWN	AVERAGE AIRPLANES			AV. HOURS FLOWN PER A/P ON HAND	AVIATION FUEL CONSUMED	TOTAL HOURS FLOWN	AVERAGE AIRPLANES			AV. HOURS FLOWN PER A/P ON HAND	AVIATION FUEL CONSUMED
		On Hand	In Com	Percent In Com				On Hand	In Com	Percent In Com		
JULY - 1950												
TOTAL	36,227	2,396	1,691	71	15	4,202,515	57,192	2,338	1,719	74	24	6,168,276
B-26	3,449	164	107	65	21	524,991	3,608	136	94	69	27	545,733
F-47	4,198	475	320	67	9	439,560	7,837	441	321	73	18	786,303
F-51	10,103	713	568	80	14	633,808	18,553	687	548	80	27	1,170,146
F-80	1,816	116	77	66	16	614,440	1,594	118	84	71	14	592,461
F-84	2,199	294	151	51	7	795,691	3,572	314	164	52	11	1,351,534
F-86	-	-	-	-	-	-	-	1	-	-	-	-
RF-51	166	14	11	79	12	10,424	207	11	9	82	19	13,432
C-46	25	2	2	100	12	4,844	20	6	1	17	3	3,605
C-47/53	6,598	173	125	72	38	635,588	9,213	185	145	78	50	869,560
C-45	74	2	1	50	37	2,897	62	2	2	100	31	3,589
T-6	4,271	265	202	76	16	122,297	7,438	268	222	83	28	215,107
T-11	350	30	18	60	12	14,916	658	30	23	77	22	27,712
TB-26	2,449	105	75	71	23	364,571	3,496	105	77	73	33	519,072
TF-47	158	16	11	69	10	16,264	270	13	10	77	21	28,013
TF-51	371	27	23	85	14	22,224	664	21	19	90	32	42,009
SEPTEMBER - 1950												
TOTAL	24,613	2,285	1,556	68	11	2,796,045	24,481	1,952	1,243	64	13	2,572,493
B-26	2,041	127	81	64	16	313,623	1,747	116	69	59	15	257,592
F-47	2,417	450	308	68	5	258,112	3,055	430	283	66	7	317,147
F-51	6,681	680	516	76	10	440,488	6,700	558	404	72	12	448,956
F-80	902	118	60	51	8	288,321	362	58	19	33	6	110,385
F-84	1,696	307	144	47	6	640,712	1,474	253	119	47	6	557,107
F-86	-	1	-	-	-	-	-	1	-	-	-	-
RF-51	30	10	7	70	3	2,085	11	5	3	60	2	662
C-46	52	2	1	50	26	7,766	27	2	2	100	14	5,425
C-47/53	4,913	178	128	72	28	466,589	5,140	164	105	64	31	487,239
C-45	66	2	2	100	33	2,945	32	2	1	50	16	1,344
T-6	3,796	257	201	78	15	108,278	3,897	218	155	71	18	111,176
T-11	340	26	19	73	13	15,706	270	26	14	54	10	13,172
TB-26	1,464	96	62	65	15	232,308	1,560	94	52	55	17	246,474
TF-47	54	13	11	85	4	6,024	73	13	7	54	6	7,368
TF-51	201	18	16	89	11	13,088	133	12	10	83	11	8,446
NOVEMBER - 1950												
TOTAL	17,029	1,806	1,182	65	9	1,844,774	18,134	1,792	1,110	62	10	1,763,032
B-26	1,479	116	76	69	13	230,244	1,253	118	70	59	11	196,057
F-47	2,177	426	277	65	5	228,391	1,807	425	249	59	4	197,758
F-51	4,404	487	358	74	9	294,084	4,855	488	352	72	10	311,496
F-80	223	45	18	40	5	77,556	115	45	15	33	3	39,963
F-84	1,160	232	123	53	5	409,881	841	229	114	50	4	297,434
C-46	14	2	2	100	7	3,915	9	1	1	100	9	1,287
C-47	3,805	160	108	68	24	369,127	4,735	157	101	64	30	446,067
C-45	43	2	1	50	22	2,056	89	2	2	100	45	3,604
TB-26	853	91	48	53	9	138,299	1,006	88	42	48	11	158,325
TF-47	72	13	7	54	6	7,267	87	13	9	69	7	9,653
TF-51	58	9	8	89	6	3,721	61	10	9	90	6	4,159
T-6	2,532	199	142	71	13	71,014	2,996	190	134	71	16	84,769
T-11	209	24	14	58	9	9,219	280	26	12	46	11	12,480
DECEMBER - 1950												
TOTAL	17,029	1,806	1,182	65	9	1,844,774	18,134	1,792	1,110	62	10	1,763,032
B-26	1,479	116	76	69	13	230,244	1,253	118	70	59	11	196,057
F-47	2,177	426	277	65	5	228,391	1,807	425	249	59	4	197,758
F-51	4,404	487	358	74	9	294,084	4,855	488	352	72	10	311,496
F-80	223	45	18	40	5	77,556	115	45	15	33	3	39,963
F-84	1,160	232	123	53	5	409,881	841	229	114	50	4	297,434
C-46	14	2	2	100	7	3,915	9	1	1	100	9	1,287
C-47	3,805	160	108	68	24	369,127	4,735	157	101	64	30	446,067
C-45	43	2	1	50	22	2,056	89	2	2	100	45	3,604
TB-26	853	91	48	53	9	138,299	1,006	88	42	48	11	158,325
TF-47	72	13	7	54	6	7,267	87	13	9	69	7	9,653
TF-51	58	9	8	89	6	3,721	61	10	9	90	6	4,159
T-6	2,532	199	142	71	13	71,014	2,996	190	134	71	16	84,769
T-11	209	24	14	58	9	9,219	280	26	12	46	11	12,480
JANUARY - 1951												
TOTAL	14,184	1,645	1,061	64	9	1,438,106	13,489	1,299	887	68	10	1,340,403
B-26	939	109	61	56	9	150,376	1,195	108	64	59	11	189,805
F-47	1,458	361	228	63	4	165,028	2,087	369	240	65	6	236,125
F-51	3,792	489	365	75	8	249,663	3,503	344	258	75	10	230,051
F-80	109	42	16	38	3	45,604	28	20	14	70	1	9,100
F-84	588	210	101	48	3	218,073	319	78	33	42	4	123,324
C-47/53	4,126	150	99	66	28	392,424	3,543	134	97	72	26	338,940
C-45	6	2	1	50	3	254	-	-	-	-	-	-
T-6	2,013	154	120	78	13	56,085	1,522	117	92	79	13	44,300
T-11	212	24	13	54	9	9,195	238	25	15	60	10	10,169
TB-26	837	81	44	54	10	141,174	900	84	55	65	11	143,429
TF-47	78	12	6	50	6	8,620	119	14	13	93	8	13,031
TF-51	26	11	7	64	2	1,610	35	6	6	100	6	2,129
FEBRUARY - 1951												
TOTAL	14,184	1,645	1,061	64	9	1,438,106	13,489	1,299	887	68	10	1,340,403
B-26	939	109	61	56	9	150,376	1,195	108	64	59	11	189,805
F-47	1,458	361	228	63	4	165,028	2,087	369	240	65	6	236,125
F-51	3,792	489	365	75	8	249,663	3,503	344	258	75	10	230,051
F-80	109	42	16	38	3	45,604	28	20	14	70	1	9,100
F-84	588	210	101	48	3	218,073	319	78	33	42	4	123,324
C-47/53	4,126	150	99	66	28	392,424	3,543	134	97	72	26	338,940
C-45	6	2	1	50	3	254	-	-	-	-	-	-
T-6	2,013	154	120	78	13	56,085	1,522	117	92	79	13	44,300
T-11	212	24	13	54	9	9,195	238	25	15	60	10	10,169
TB-26	837	81	44	54	10	141,174	900	84	55	65	11	143,429
TF-47	78	12	6	50	6	8,620	119	14	13	93	8	13,031
TF-51	26	11	7	64	2	1,610	35	6	6	100	6	2,129

TABLE 328 - AIR NATIONAL GUARD FLIGHT OPERATIONS BY TYPE AND MODEL OF AIRPLANE - FY 1951 - CONTINUED

TYPE AND MODEL	TOTAL HOURS FLOWN	AVERAGE AIRPLANES			AV. HOURS FLOWN PER A/P ON HAND	AVIATION FUEL CONSUMED	TOTAL HOURS FLOWN	AVERAGE AIRPLANES			AV. HOURS FLOWN PER A/P ON HAND	AVIATION FUEL CONSUMED
		On Hand	In Com.	Percent In Com.				On Hand	In Com.	Percent In Com.		
MARCH - 1951						APRIL - 1951						
TOTAL	<u>11,746</u>	<u>841</u>	<u>564</u>	<u>67</u>	<u>14</u>	<u>1,227,809</u>	<u>10,577</u>	<u>633</u>	<u>418</u>	<u>66</u>	<u>17</u>	<u>1,144,047</u>
B-26	883	64	39	61	14	135,798	302	18	11	61	17	52,316
F-47	1,376	174	103	59	8	150,093	2,233	195	119	61	11	234,932
F-51	3,063	261	197	75	12	205,212	2,221	130	98	75	17	142,474
F-84	601	75	41	55	8	204,401	535	59	28	47	9	185,182
C-47/53	3,436	100	73	73	34	327,974	3,110	93	67	72	33	302,870
T-6	1,147	70	53	76	16	31,468	947	51	38	74	19	27,846
T-11	157	13	7	54	12	6,916	-	-	-	-	-	-
TB-26	1,019	76	45	59	13	160,309	1,182	80	51	64	15	192,981
TF-47	35	4	3	75	9	4,034	47	5	5	100	9	5,336
TF-51	29	4	3	75	7	1,604	-	2	1	50	-	110
MAY - 1951						JUNE - 1951						
TOTAL	<u>11,111</u>	<u>575</u>	<u>359</u>	<u>62</u>	<u>19</u>	<u>1,096,100</u>	<u>10,396</u>	<u>567</u>	<u>349</u>	<u>62</u>	<u>18</u>	<u>972,072</u>
B-26	83	7	4	57	12	12,792	64	3	2	67	21	9,150
F-47	1,890	190	117	62	10	205,501	1,358	187	101	54	7	150,134
F-51	2,727	131	91	69	21	180,084	2,080	138	96	70	15	143,279
F-84	480	57	21	37	8	167,070	351	38	10	26	9	131,266
C-47/53	3,496	88	61	69	40	327,927	3,379	82	61	74	41	318,982
T-6	1,270	47	33	70	27	35,487	1,987	68	45	66	29	52,960
TB-26	1,092	48	27	56	23	160,550	1,139	44	30	68	26	162,019
TF-47	72	5	3	60	14	6,626	37	5	3	60	7	4,185
TF-51	1	2	2	100	-	63	1	2	1	50	-	97

TABLE 329 - SUMMARY OF AIR NATIONAL GUARD AIRPLANE ACTIVITIES - FY 1951

MONTH AND YEAR	OPERATING ACTIVE			ACCIDENT RATE PER 100,000 HOURS FLOWN	TOTAL HOURS FLOWN	TOTAL FUEL CONSUMPTION
	Hours Flown	Average A/P On Hand	Av. Hours Flown Per A/P On Hand			
<u>1950</u>						
July	36,211	2,341	15	61	36,227	4,202,515
August	57,191	2,288	25	52	57,192	6,168,276
September	24,601	2,223	11	57	24,613	2,796,045
October	24,461	1,905	13	74	24,481	2,572,493
November	17,029	1,776	10	65	17,029	1,844,774
December	18,131	1,742	10	61	18,134	1,763,032
<u>1951</u>						
January	14,142	1,599	9	49	14,184	1,438,106
February	13,476	1,257	11	52	13,489	1,340,403
March	11,746	828	14	77	11,746	1,227,809
April	10,573	616	17	104	10,577	1,144,047
May	11,111	552	20	36	11,111	1,096,100
June	10,396	547	19	67	10,396	972,072

TABLE 330 — AIR NATIONAL GUARD — FUNCTIONAL DISTRIBUTION OF USAF AIRCRAFT BY TYPE AND MODEL — FY 1951

Type of Aircraft	TOTAL AIRCRAFT ON HAND	ACTIVE						INACTIVE			
		TOTAL	Tactical Training & Transp. Units	Minimum Individual Training	Administrative	Special Mission	Command Support	TOTAL	Modification	Other	Excess & Recommend Reclam.
<u>30 SEPTEMBER 1950</u>											
TOTAL	2,317	2,286	2,190	2	25	18	51	31	17	3	11
Bomber	145	141	138	-	-	-	3	4	-	-	4
Fighter	1,547	1,523	1,480	2	-	2	39	24	17	3	4
Reconnaissance . . .	13	13	13	-	-	-	-	-	-	-	-
Cargo	192	192	147	-	24	16	5	-	-	-	-
Trainer	420	417	412	-	1	-	4	3	-	-	3
<u>31 DECEMBER 1950</u>											
TOTAL	1,833	1,812	1,729	2	22	19	40	21	12	-	9
Bomber	118	113	111	-	-	-	2	5	-	-	5
Fighter	1,215	1,200	1,169	1	-	4	26	15	12	-	3
Cargo	171	171	127	-	21	15	8	-	-	-	-
Trainer	329	328	322	1	1	-	4	1	-	-	1
<u>31 MARCH 1951</u>											
TOTAL	934	929	856	1	22	19	31	5	-	-	5
Bomber	95	92	89	-	-	2	1	3	-	-	3
Fighter	537	535	513	1	-	-	21	2	-	-	2
Cargo	120	120	78	-	22	14	6	-	-	-	-
Trainer	182	182	176	-	-	3	3	-	-	-	-
<u>30 JUNE 1951</u>											
TOTAL	586	582	514	-	24	9	35	4	1	-	3
Bomber	9	8	7	-	-	-	1	1	1	-	-
Fighter	391	388	360	-	-	-	28	3	-	-	3
Cargo	90	90	55	-	21	9	5	-	-	-	-
Trainer	96	96	92	-	3	-	1	-	-	-	-

TABLE 331 - STATUS AND LINE CLASSIFICATION OF AIR NATIONAL GUARD AIRCRAFT BY TYPE AND MODEL - QUARTERLY, FY 1951

Type and Model	TOTAL			ACTIVE			INACTIVE		
	Total	1st Line	2nd Line	Total	1st Line	2nd Line	Total	1st Line	2nd Line
30 SEPTEMBER -- 1950									
Total	2,317	526	1,781	2,286	515	1,771	21	21	10
B-26	145	-	145	141	-	141	4	-	4
F-47	436	-	436	434	-	434	2	-	2
F-51	684	-	684	684	-	684	-	-	-
F-80	118	97	21	100	80	20	18	17	1
F-84	307	286	21	303	283	20	4	3	1
F-86	2	2	-	2	2	-	-	-	-
RF-51	13	-	13	13	-	13	-	-	-
C-45	2	-	2	2	-	2	-	-	-
C-46	2	-	2	2	-	2	-	-	-
C-47	187	1	186	187	1	186	-	-	-
C-53	1	-	1	1	-	1	-	-	-
T-6	253	150	103	252	149	103	1	1	-
T-11	30	-	30	29	-	29	1	-	1
TB-26	102	-	102	101	-	101	1	-	1
TF-47	13	-	13	13	-	13	-	-	-
TF-51	16	-	16	16	-	16	-	-	-
TRF-51	6	-	6	6	-	6	-	-	-
31 DECEMBER -- 1950									
Total	1,833	331	1,502	1,812	324	1,488	21	7	14
B-26	118	-	118	113	-	113	5	-	5
F-47	424	-	424	423	-	423	1	-	1
F-51	512	-	512	512	-	512	-	-	-
F-80	46	25	21	33	19	14	13	6	7
F-84	233	201	32	232	200	32	1	1	-
F-86	2	-	2	2	-	2	-	-	-
C-45	2	-	2	2	-	2	-	-	-
C-47	168	-	168	168	-	168	-	-	-
C-53	1	-	1	1	-	1	-	-	-
T-6	191	105	86	191	105	86	-	-	-
T-11	26	-	26	26	-	26	-	-	-
TB-26	89	-	89	88	-	88	1	-	1
TF-47	13	-	13	13	-	13	-	-	-
TF-51	10	-	10	10	-	10	-	-	-
31 MARCH -- 1951									
Total	924	60	874	929	60	869	5	-	5
B-26	95	-	95	92	-	92	3	-	3
F-47	179	-	179	178	-	178	1	-	1
F-51	282	-	282	282	-	282	-	-	-
F-80	1	1	-	1	1	-	-	-	-
F-84	75	13	62	74	13	61	1	-	1
C-47	119	-	119	119	-	119	-	-	-
C-53	1	-	1	1	-	1	-	-	-
T-6	68	46	22	68	46	22	-	-	-
T-11	18	-	18	18	-	18	-	-	-
TB-26	87	-	87	87	-	87	-	-	-
TF-47	5	-	5	5	-	5	-	-	-
TF-51	4	-	4	4	-	4	-	-	-
30 JUNE -- 1951									
Total	586	42	544	582	42	540	4	-	4
B-26	9	-	9	8	-	8	1	-	1
F-47	189	-	189	187	-	187	2	-	2
F-51	146	-	146	146	-	146	-	-	-
F-84	56	-	56	55	-	55	1	-	1
C-47	89	-	89	89	-	89	-	-	-
C-53	1	-	1	1	-	1	-	-	-
T-6	46	42	4	46	42	4	-	-	-
TB-26	43	-	43	43	-	43	-	-	-
TF-47	5	-	5	5	-	5	-	-	-
TF-51	2	-	2	2	-	2	-	-	-

TABLE 332 - AIR NATIONAL GUARD AIRPLANE PROGRAM - QUARTERLY, 1951

TYPE AND MODEL	PLANNED INVENTORY	TOTAL ON HAND	DIFFERENCES		TYPE AND MODEL	PLANNED INVENTORY	TOTAL ON HAND	DIFFERENCES	
			Overages	Shortages				Overages	Shortages
31 JULY 1950					30 SEPTEMBER 1950				
TOTAL	<u>2,734</u>	<u>2,367</u>	<u>181</u>	<u>548</u>	TOTAL	<u>2,682</u>	<u>2,317</u>	<u>137</u>	<u>502</u>
B-26	198	255	57	-	B-26	307	247	-	60
F-47	467	461	-	6	F-47	413	449	36	-
F-51	1,128	730	-	398	F-51	1,073	719	-	354
F-80	192	119	-	73	F-80	150	118	-	32
F-82	55	-	-	55	F-84	355	307	-	48
F-84	303	307	4	-	F-86	-	2	2	-
C-45	2	2	-	-	C-45	2	2	-	-
C-46/47/53	205	189	-	16	C-46/47/53	198	190	-	8
T-6	158	273	115	-	T-6	158	253	95	-
T-11	26	31	5	-	T-11	26	30	4	-
31 DECEMBER 1950					31 MARCH 1951				
TOTAL	<u>2,242</u>	<u>1,833</u>	<u>90</u>	<u>499</u>	TOTAL	<u>2,258</u>	<u>934</u>	<u>1</u>	<u>1,325</u>
B-26	279	207	-	72	B-26	242	182	-	60
F-47	413	437	24	-	F-47	413	184	-	229
F-51	853	522	-	331	F-51	853	286	-	567
F-80	55	46	-	9	F-80	55	1	-	54
F-84	300	233	-	67	F-82	55	-	-	55
C-45	2	2	-	-	F-84	300	75	-	225
C-47	188	168	-	20	C-47	188	119	-	69
C-53	-	1	1	-	C-53	-	1	1	-
T-6	130	191	61	-	T-6	130	68	-	62
T-11	22	26	4	-	T-11	22	18	-	4

As of 30 June 1951 the data on ANG Airplane Program reflects the Estimated Airplanes On Hand at the end of the quarter, rather than the Program Requirements.

TYPE AND MODEL	AS OF 30 JUNE 1951			
	Estimated On Hand Apr - Jun 1951	Actual On Hand	DIFFERENCES	
			Overages	Shortages
TOTAL	<u>645</u>	<u>586</u>	<u>6</u>	<u>65</u>
B-26	47	52	5	-
F-47	198	194	-	4
F-51	184	148	-	36
F-84	59	56	-	3
C-47	93	89	-	4
C-53	-	1	1	-
T-6	64	46	-	18

TABLE 333- AIRPLANES ON HAND IN AIR NATIONAL GUARD BY AIR FORCE AREA AND STATE OR TERRITORY -
 QUARTERLY, FY 1951

Air Force Area and Location	FISCAL YEAR - 1951			
	30 Sept. 1950	30 Dec. 1950	31 Mar. 1951	30 Jun. 1951
<u>TOTAL</u>	<u>2,317</u>	<u>1,833</u>	<u>934</u>	<u>586</u>
<u>Continental US - Total</u>	<u>2,256</u>	<u>1,772</u>	<u>875</u>	<u>529</u>
<u>First Air Force</u>	<u>883</u>	<u>776</u>	<u>371</u>	<u>267</u>
Connecticut	40	41	1	1
Delaware	36	33	-	-
District of Columbia	42	41	6	6
Kentucky	31	1	1	1
Massachusetts	73	73	59	51
Maryland	29	31	29	30
Maine	44	23	1	1
New Hampshire	32	31	-	-
New Jersey	52	54	4	25
New York	172	157	98	103
Ohio	117	91	62	52
Pennsylvania	125	119	86	73
Rhode Island	27	23	22	22
Virginia	33	40	-	-
Vermont	2	17	1	1
West Virginia	28	1	1	1
<u>Fourth Air Force</u>	<u>273</u>	<u>255</u>	<u>156</u>	<u>70</u>
Arizona	21	28	1	1
California	100	73	74	54
Idaho	24	25	23	1
Montana	21	21	18	2
Nevada	20	21	4	1
Oregon	26	26	1	1
Utah	25	25	32	9
Washington	36	36	3	1
<u>Tenth Air Force</u>	<u>558</u>	<u>486</u>	<u>204</u>	<u>34</u>
Colorado	36	31	24	1
Illinois	74	68	49	18
Indiana	58	49	1	2
Iowa	46	43	41	1
Kansas	30	1	1	1
Michigan	80	74	-	-
Minnesota	39	39	3	3
Missouri	28	43	28	3
Nebraska	24	15	17	1
North Dakota	17	17	16	1
South Dakota	6	28	1	1
Wisconsin	89	49	1	1
Wyoming	31	29	22	1
<u>Fourteenth Air Force</u>	<u>542</u>	<u>255</u>	<u>144</u>	<u>58</u>
Alabama	43	19	22	1
Arkansas	30	1	9	10
Florida	30	2	7	10
Georgia	74	6	2	2
Louisiana	18	17	19	3
Mississippi	37	37	10	1
North Carolina	22	1	1	1
New Mexico	24	25	1	-
Oklahoma	61	27	26	1
South Carolina	24	1	1	2
Tennessee	82	80	19	1
Texas	97	39	27	26
<u>Overseas - Total</u>	<u>61</u>	<u>61</u>	<u>59</u>	<u>57</u>
<u>Continental Air Command</u>	<u>36</u>	<u>36</u>	<u>36</u>	<u>36</u>
Hawaii	36	36	36	36
<u>Caribbean Area</u>	<u>25</u>	<u>25</u>	<u>23</u>	<u>21</u>
Puerto Rico	25	25	23	21

TABLE 334 - CALENDAR AGE DISTRIBUTION OF THE AIR NATIONAL GUARD AIRPLANE INVENTORY

Age In Months		Number On Hand		Age In Months.		Number On Hand	
More Than	Less Than	31 Dec 1950	30 Jun 1951	More Than	Less Than	31 Dec 1950	30 Jun 1951
0	- 3	0	31	54	- 57	0	0
3	- 6	0	0	57	- 60	6	0
6	- 9	0	0	60	- 63	40	0
9	- 12	0	0	63	- 66	246	0
12	- 15	0	0	66	- 69	392	26
15	- 18	0	0	69	- 72	388	78
18	- 21	0	0	72	- 75	136	162
21	- 24	2	0	75	- 78	67	90
24	- 27	59	0	78	- 81	87	34
27	- 30	53	0	81	- 84	42	26
30	- 33	63	0	84	- 87	31	41
33	- 36	49	0	87	- 90	29	12
36	- 39	18	13	90	- 93	41	10
39	- 42	12	26	93	- 96	24	8
42	- 45	2	11	96	- 99	25	9
45	- 48	0	6	99	- 102	3	2
48	- 51	9	0	102	- 105	7	0
51	- 54	0	0	105	- 108	2	1
				Average Age		66.2	69.4

TABLE 335 - FORMALLY ENROLLED USAF RESERVE OFFICERS TRAINING CORPS STUDENTS BY ROTC SPECIALTY - FY 1951

ROTC Specialty	Total	Basic		Advanced		
		First Year	Second Year	First Year	Second Year	Third Year
<u>15 October 1950</u>						
<u>Total</u>	a/ <u>61,723</u>	<u>28,045</u>	a/ <u>17,028</u>	<u>9,942</u>	<u>6,696</u>	<u>12</u>
Administration and Logistics	16,749	-	7,388	5,499	3,860	2
Aircraft Maintenance and Engineering	3,961	-	1,381	1,476	1,094	10
Air Installation	1,008	-	383	385	240	-
Armament	1,152	-	301	554	297	-
Communications	2,557	-	892	975	690	-
Comptrollership	2,221	-	671	1,039	511	-
Other Courses	18	-	-	14	4	-
First Year Basic	28,045	28,045	-	-	-	-
<u>15 February 1951</u>						
<u>Total</u>	<u>64,006</u>	<u>28,149</u>	<u>16,141</u>	<u>11,844</u>	<u>7,848</u>	<u>24</u>
Administration and Logistics	16,648	-	5,686	6,572	4,385	5
Aircraft Maintenance and Engineering	4,064	-	984	1,773	1,288	19
Air Installation	1,040	-	307	427	306	-
Armament	1,473	-	328	724	421	-
Communications	2,728	-	676	1,183	869	-
Comptrollership	2,290	-	556	1,165	569	-
Other Courses	7,614	-	7,604	-	10	-
First Year Basic	28,149	28,149	-	-	-	-
<u>15 June 1951</u>						
<u>Total</u>	b/ <u>63,058</u>	<u>27,365</u>	b/ <u>15,946</u>	<u>11,970</u>	<u>7,704</u>	<u>73</u>
Administration and Logistics	15,736	-	4,542	6,684	4,464	46
Aircraft Maintenance and Engineering	3,429	-	477	1,781	1,155	16
Air Installation	913	-	184	434	295	-
Armament	1,300	-	203	696	401	-
Communications	2,594	-	521	1,215	847	11
Comptrollership	2,053	-	478	1,057	518	-
Other Courses	7,590	-	7,463	103	24	-
First Year Basic	27,365	27,365	-	-	-	-

a/ Includes 6,012 for whom breakdown by course is not available.

b/ Includes 2,078 for whom breakdown by course is not available.

Source: AF - P19.

TABLE 336 - FORMALLY ENROLLED USAF RESERVE OFFICER TRAINING CORPS STUDENTS BY YEAR OF COURSE, BY INSTITUTION - FY 1951

Institution	15 October 1950			15 February 1951			15 June 1951		
	Total	Basic	Advanced	Total	Basic	Advanced	Total	Basic	Advanced
Total	61,723	45,073	16,650	64,006	44,290	19,716	63,058	43,311	19,747
Akron, University of, Ohio	339	238	101	383	224	159	389	235	154
Alabama, University of, Ala.	753	506	247	712	446	266	709	442	267
Alabama, Polytechnic Institute, Ala.	555	385	170	478	306	172	505	327	178
Arizona State College, Ariz.	461	384	77	382	297	85	364	283	81
Arizona, University of, Ariz.	657	505	152	598	438	160	579	423	156
Arkansas, University of, Ark.	557	353	204	584	353	231	567	342	225
Bell State Teachers, Ind.	302	244	58	247	192	55	259	200	59
Baylor University, Texas	358	236	122	414	289	125	630	444	186
Boston University, Mass.	603	466	137	556	384	172	542	372	170
Bradley University, Ill.	392	244	148	579	440	139	711	558	153
Branch Agricultural College, Utah	-	-	-	195	195	-	175	175	-
Butler University, Ind.	396	284	112	371	267	104	357	256	101
California, University of, (UCLA) Calif.	727	618	109	693	562	131	702	571	131
Cincinnati, University of, Ohio	329	207	122	432	231	201	426	235	191
Citadel, S. C.	309	168	141	273	150	123	270	149	121
Clemson, S. C.	400	295	105	331	224	107	327	222	105
Coe College, Iowa	262	173	89	283	197	86	286	201	85
Colgate, N. Y.	237	154	83	328	236	92	338	233	105
Colorado A and M, Colo.	1,014	867	147	842	700	142	664	506	158
Connecticut, University of, Conn.	910	778	132	855	720	135	883	736	147
Cornell University, N. Y.	980	826	154	999	788	211	1,055	738	317
Denver, University of, Colo.	142	55	87	177	85	92	172	82	90
Detroit, University of, Mich.	207	125	82	378	280	98	382	285	97
Duke University, N. C.	341	291	50	432	362	70	408	337	71
Duquesne University, Pa.	413	282	131	420	277	143	416	275	141
East Carolina Teachers, N. C.	263	175	88	242	152	90	255	154	101
East Texas State Teachers College, Tex.	305	210	95	423	294	129	409	284	125
Florida State University, Fla.	303	208	95	326	224	102	328	234	94
Florida, University of, Fla.	1,062	852	210	1,009	709	300	977	683	294
Fordham University, N. Y.	397	256	141	525	328	197	510	322	188
Fresno State College, Calif.	220	143	77	260	178	82	266	180	86
Georgetown University, Washington, D.C.	130	54	76	244	156	88	239	154	85
Georgia Tech., Ga.	576	332	244	571	317	254	573	314	259
Georgia, University of, Ga.	502	323	179	465	290	175	474	305	169
Gettysburg College, Pa.	239	156	83	244	153	91	243	153	90
Harvard University, Mass.	208	118	90	209	118	91	208	117	91
Hawaii, University, Hawaii	374	299	75	345	273	72	344	272	72
Howard University, Washington, D. C.	328	225	103	304	200	104	298	193	105
Idaho, University of, Idaho	500	370	130	529	375	154	563	370	193
Illinois, University of, Ill.	861	712	149	973	682	291	953	665	288
Indiana, University of, Ind.	1,108	890	218	1,000	790	210	997	783	214
Iowa State, Iowa	796	633	163	689	528	161	663	497	166
Iowa, University of, Iowa	747	588	159	659	503	156	686	491	195
Johns Hopkins University, Md.	8	-	8	8	-	8	9	-	9
Kansas State College, Kans.	696	557	139	748	503	245	742	503	239
Kansas, University of, Kans.	536	352	184	566	349	217	553	343	210
Kentucky, University of, Ky.	790	568	222	727	505	222	747	489	258
Lehigh University, Pa.	640	541	99	628	530	98	626	529	97
Louisiana Polytechnic Institute, La.	234	182	52	281	209	72	272	202	70
Louisiana State University, La.	591	409	182	584	332	252	579	330	249
Louisville, University of, Ky.	132	100	32	197	162	35	194	159	35
Loyola University, California	530	416	114	565	408	157	547	392	155
Maryland, University of, Md.	2,073	1,733	340	2,017	1,564	453	2,012	1,545	467
Mass. Institute of Technology, Mass.	475	347	128	623	361	262	616	354	262
Massachusetts, University of, Mass.	585	471	114	546	437	109	554	423	131
Miami, University of, Fla.	459	277	192	565	379	186	540	353	187
Miami University, Ohio	456	363	93	632	541	91	603	516	87
Michigan College of M and T, Mich.	305	223	82	184	109	75	187	107	80
Michigan College of M and T, Sault Branch, Mich.	-	-	-	92	92	-	84	84	-
Michigan State, Mich.	1,005	756	249	958	714	244	902	747	155
Michigan, University of, Mich.	165	81	84	247	106	141	303	164	139
Minnesota, University of, Minn.	811	584	227	534	378	156	563	407	156
Minnesota, U. of, Duluth Branch, Minn.	-	-	-	187	124	63	148	90	58

TABLE 336 - FORMALLY ENROLLED USAF RESERVE OFFICER TRAINING CORPS STUDENTS BY YEAR OF COURSE, BY INSTITUTION - FY 1951 - CONTINUED

Institution	15 October 1950			15 February 1951			15 June 1951		
	Total	Basic	Advanced	Total	Basic	Advanced	Total	Basic	Advanced
Mississippi State College, Miss.	448	301	147	418	244	174	412	233	179
Mississippi, University of, Miss.	297	198	99	330	207	123	320	201	119
Missouri, University of, Mo.	846	590	256	961	560	401	905	548	357
Montana School of Mines, Mont.	111	81	30	93	65	28	87	59	28
Montana State College, Mont.	363	283	80	381	246	135	366	229	137
Montana State University, Mont.	362	288	74	339	236	103	335	235	100
Nebraska, University of, Nebr.	571	447	124	512	379	133	481	350	131
Nevada, University of, Nev.	-	-	-	-	-	-	-	-	-
Newark College of Engineering, N. J.	227	155	72	246	171	75	237	171	66
New Hampshire, University of, N. H.	624	455	169	633	394	239	624	387	237
New Mexico, A. and M., N. Mex.	287	178	109	278	159	119	274	157	117
New Mexico, University of, N. Mex.	205	116	89	310	195	115	288	183	105
New York University, N. Y.	291	208	83	289	208	81	314	233	81
North Carolina State, N. C.	403	267	136	385	241	144	375	235	140
North Carolina, University of, N. C.	358	203	155	396	230	166	426	257	169
North Dakota Agriculture, N. Dak.	366	257	109	302	191	111	301	178	123
North Dakota, University of, N. Dak.	211	125	86	251	132	119	242	126	116
Notre Dame, Ind.	429	313	116	449	333	116	396	281	115
Ohio State University, Ohio	1,944	1,654	290	1,816	1,456	360	1,756	1,396	360
Ohio University, Ohio	687	509	178	931	572	359	866	548	318
Ohio Wesleyan, Ohio	394	352	42	415	376	39	390	352	38
Oklahoma A. and M., Okla.	856	692	164	787	553	234	774	546	228
Oklahoma, University of, Okla.	795	518	277	738	452	286	726	441	285
Oregon State Agriculture, Ore.	760	601	159	672	483	189	636	452	184
Oregon, University of, Ore.	555	470	85	447	354	93	465	356	109
Park College of Aero. Technology, Mo	-	-	-	226	76	150	194	64	130
Pennsylvania State, Pa.	1,302	1,094	208	1,347	1,045	302	972	681	291
Pennsylvania, University of, Pa.	265	143	122	292	141	151	281	135	146
Pittsburg, University of, Pa.	425	288	137	481	331	150	471	323	148
Purdue University, Ind.	622	474	148	610	435	175	599	428	171
Rensselaer, N. Y.	270	153	117	314	148	116	309	195	114
Rutgers University, N.Y.	649	515	134	759	483	276	754	478	276
St. Louis, University of, Mo.	461	290	171	601	385	216	588	380	208
St. Thomas College, Minn.	769	611	158	726	575	151	712	561	151
San Jose State College, Calif.	235	115	120	264	130	134	246	112	134
South Carolina, University of, S. C.	335	205	130	430	308	122	421	282	139
South Dakota State, S. Dak.	123	91	32	104	73	31	105	72	33
Southern California, U. of, Calif.	214	101	113	518	329	189	483	317	171
Southern Methodist, Tex.	526	318	218	678	458	220	659	445	214
Southwestern Louisiana Institute, La.	409	263	146	463	304	159	441	286	155
Stanford University, Calif.	249	164	85	369	259	110	378	268	110
State College of Washington, Wash.	719	540	179	746	500	246	740	499	241
Stevens Institute of Technology, N.J.	223	172	51	222	163	59	221	162	59
Superior State College, Wis.	256	197	59	219	163	56	213	157	56
Syracuse University, N. Y.	597	401	196	685	416	269	667	407	260
Tennessee, University of, Tenn.	202	118	84	180	97	83	215	111	104
Texas A and M, Tex.	1,638	1,075	563	1,497	895	602	1,539	875	664
Texas Tech., Tex.	372	225	147	380	233	147	375	233	142
Texas, University of, Tex.	597	328	269	853	569	284	732	550	182
Trinity College, Conn.	249	182	67	316	238	78	313	236	77
Tulane University, La.	390	258	132	511	369	142	486	345	141
Tulsa, University of, Okla.	300	196	104	410	299	111	402	292	110
Tuskegee Institute, Ala.	286	177	109	288	175	113	304	180	124
Union College, N. Y.	153	136	17	228	195	33	217	194	23
Utah State Agriculture, Utah	618	297	321	589	257	332	552	229	323
Utah, University of, Utah	661	478	183	363	232	131	428	296	132
Virginia Military Institute (VMI), Va.	321	202	119	315	195	120	311	189	122
Va. Polytechnic Institute (VPI), Va.	422	291	131	423	270	153	427	263	164
Washburn Municipal University, Kans.	222	153	69	238	171	67	232	167	65
Washington, University of, Wash.	912	773	139	884	698	186	978	769	209
Wayne University, Mich.	211	131	80	283	188	95	279	187	92
West Kentucky State Teachers, Ky.	361	254	107	325	225	100	323	224	99
West Virginia University, W. Va.	479	348	131	512	305	207	510	300	210
Wichita, University of, Kans.	311	219	92	298	201	97	288	194	94
Williams College, Mass.	187	120	67	194	118	76	189	117	72
Wisconsin, University of, Wis.	403	322	81	266	171	95	260	166	94
Wyoming, University of, Wyo.	-	-	-	-	-	-	-	-	-
Yale, Conn.	315	206	109	372	264	108	360	253	107

Source: AF - P 19.

TABLE 337 - MILITARY PERSONNEL PARTICIPATING IN CIVIL AIR PATROL ACTIVITIES BY SEX,
BY WING, BY IDENTITY - FY 1951

Wing	31 December 1950						30 June 1951					
	Officers		Enlisted		Cadet		Officers		Enlisted		Cadet	
	Male	Female	Male	Female	Male	Female	Male	Female	Male	Female	Male	Female
<u>Worldwide - Total</u>	<u>7,056</u>	<u>617</u>	<u>29,598</u>	<u>5,043</u>	<u>22,216</u>	<u>6,094</u>	<u>8,763</u>	<u>774</u>	<u>36,768</u>	<u>6,060</u>	<u>30,045</u>	<u>7,215</u>
<u>Continental US - Total</u>	<u>6,895</u>	<u>593</u>	<u>28,903</u>	<u>4,874</u>	<u>21,413</u>	<u>5,562</u>	<u>8,552</u>	<u>732</u>	<u>35,908</u>	<u>5,834</u>	<u>28,885</u>	<u>7,290</u>
Alabama	127	7	593	64	498	105	165	11	639	68	657	109
Arizona	150	9	980	263	262	64	167	12	960	260	324	83
Arkansas	51	2	300	18	198	1	83	3	258	19	400	20
California	687	83	3,523	775	1,219	424	808	96	4,830	1,104	1,457	498
Colorado	205	27	403	69	603	347	237	39	479	115	860	488
Connecticut	138	15	250	67	269	71	163	17	355	89	393	97
Delaware	55	7	115	5	103	23	63	8	131	5	136	38
District of Columbia	63	8	187	30	538	64	86	14	69	9	461	58
Florida	362	44	1,154	186	734	263	462	57	1,617	296	1,029	332
Georgia	80	6	839	147	423	35	35	3	490	64	481	31
Idaho	51	2	125	4	158	37	60	2	253	13	234	52
Illinois	170	7	769	83	352	69	212	8	1,241	136	271	40
Indiana	137	6	640	98	571	135	205	8	793	120	571	135
Iowa	54	9	251	37	199	47	115	10	317	45	408	92
Kansas	203	11	819	102	463	86	255	13	1,109	118	578	102
Kentucky	46	3	122	18	166	15	73	3	149	28	261	38
Louisiana	86	7	354	28	277	121	105	7	702	115	501	151
Maine	54	4	213	34	282	17	84	7	210	37	489	17
Maryland	41	2	202	26	160	37	59	3	321	41	249	47
Massachusetts	196	28	660	156	1,240	635	225	30	900	190	1,857	776
Michigan	352	24	733	100	1,041	254	462	33	1,183	167	1,538	399
Minnesota	146	9	348	45	228	47	191	11	533	62	451	78
Mississippi	49	1	173	19	79	10	52	2	235	29	158	9
Missouri	171	20	539	88	278	42	264	28	593	104	381	59
Montana	62	3	172	17	126	43	100	5	258	20	404	223
Nebraska	131	3	399	33	443	113	157	4	587	43	524	93
Nevada	34	4	158	23	68	44	62	6	263	40	91	28
New Hampshire	44	5	261	11	134	28	86	6	409	27	324	58
New Jersey	87	4	582	113	655	223	93	5	783	113	701	285
New Mexico	146	9	193	18	236	60	184	11	307	40	448	130
New York	452	63	1,692	469	1,822	585	562	72	2,144	552	2,430	713
North Carolina	245	5	828	68	399	36	225	5	722	64	561	80
North Dakota	54	5	770	59	309	68	63	5	961	63	421	83
Ohio	161	11	781	129	559	95	212	16	1,119	170	747	119
Oklahoma	117	8	560	67	342	54	89	9	361	35	468	76
Oregon	79	10	231	47	359	106	87	11	300	60	435	129
Pennsylvania	173	14	1,213	150	1,141	185	362	23	1,766	227	1,544	301
Rhode Island	113	13	260	51	336	148	98	14	97	32	450	197
South Carolina	69	2	229	9	340	21	80	2	279	14	430	28
South Dakota	47	1	161	12	157	21	69	2	324	23	191	24
Tennessee	110	6	484	46	203	20	168	9	708	84	430	33
Texas	209	23	2,375	584	760	140	263	26	2,938	533	605	127
Utah	105	7	564	90	652	139	69	9	233	17	777	154
Vermont	93	2	258	29	254	55	43	2	102	16	351	70
Virginia	137	7	642	69	536	75	176	8	820	81	535	87
Washington	154	10	554	79	205	84	186	14	689	85	276	117
West Virginia	84	2	439	57	368	46	102	3	452	52	458	36
Wisconsin	187	24	335	107	253	61	221	27	431	117	437	121
Wyoming	126	11	470	75	413	163	167	18	548	92	622	229
<u>Overseas - Total</u>	<u>161</u>	<u>24</u>	<u>695</u>	<u>169</u>	<u>803</u>	<u>532</u>	<u>208</u>	<u>35</u>	<u>860</u>	<u>226</u>	<u>1,160</u>	<u>625</u>
Alaska	52	6	140	31	55	20	54	6	189	44	71	32
Hawaii	82	15	386	120	252	162	93	20	436	145	368	216
Puerto Rico	27	3	169	18	496	350	61	9	235	37	721	377

Source: AFASC-P151

TABLE 338 - CIVIL AIR PATROL UNITS BY TYPE - FY 1951

End of Month	Units by Type				
	Total	Wings ^{a/}	Group	Squadron	Flights
<u>1950</u>					
September	1,274	52	130	656	436
December	1,335	52	130	620	533
<u>1951</u>					
March	1,354	52	132	593	577
June	1,464	52	138	621	653

^{a/} The 52 CAP Wings are located thus: 1 in each of the 48 States, 1 in District of Columbia, and 1 in each of the territories: Alaska, Hawaii, and Puerto Rico.
Source: Hq Civil Air Patrol, USAF, Bolling Air Force Base.

TABLE 339 - CIVIL AIR PATROL WINGS BY LOCATION - 30 JUN 1951

Wing and City	Wing and City	Wing and City
Alabama - Birmingham	Massachusetts - Bedford	Rhode Island - Providence
Arizona - Phoenix	Michigan - Detroit	South Carolina - Fort Mill
Arkansas - Little Rock	Minnesota - Minneapolis	South Dakota - Sioux Falls
California - San Francisco	Mississippi - Jackson	Tennessee - Nashville
Colorado - Denver	Missouri - Joplin	Texas - Dallas
Connecticut - South Meriden	Montana - Great Falls	Utah - Salt Lake City
Delaware - Newport	Nebraska - Omaha	Vermont - Barre
Florida - Orlando	Nevada - Reno	Virginia - Richmond
Georgia - Marietta	New Hampshire - Keene	Washington - Spokane
Idaho - Boise	New Jersey - Kearny	West Virginia - Martinsburg
Illinois - Chicago	New Mexico - Albuquerque	Wisconsin - Racine
Indiana - Indianapolis	New York - Hempstead, L. I.	Wyoming - Cheyenne
Iowa - Des Moines	North Carolina - Charlotte	National Capital - Washington, D. C.
Kansas - Wichita	North Dakota - Fargo	Alaska - Anchorage
Kentucky - Louisville	Ohio - Cincinnati	Hawaii - Honolulu
Louisiana - New Orleans	Oklahoma - Oklahoma City	Puerto Rico - San Juan
Maine - Fort Williams	Oregon - Portland	
Maryland - Friendship	Pennsylvania - Allentown	

Source: Hq Civil Air Patrol, USAF, Bolling Air Force Base.

TABLE 340 - FLYING ACTIVITIES OF CIVIL AIR PATROL ON ACTUAL MISSIONS (SEARCH, RESCUE, AND MERCY) - FY 1951

Requesting Agency	Total		1 July 1950 Through 31 December 1950		1 January 1951 Through 30 June 1951	
	Missions	Hours	Missions	Hours	Missions	Hours
Total	<u>147</u>	<u>10,788:39</u>	<u>82</u>	<u>5067:32</u>	<u>65</u>	<u>5721:07</u>
Air Rescue Service	108	10,284:37	58	4826:25	50	5458:12
American Red Cross	20	53:42	14	35:12	6	18:30
City and State Officials	7	44:00	3	7:15	4	36:45
Civil Aeronautics Administration	4	31:35	1	3:50	3	27:45
United States Coast Guard	3	114:50	3	114:50	-	-
Others	5	259:55	3	80:00	2	179:55

Source: Hq Civil Air Patrol, USAF, Bolling Air Force Base.

TABLE 341 - FLYING ACTIVITIES OF CIVIL AIR PATROL ON PRACTICE MISSIONS (SEARCH AND RESCUE) (SCARCAP) - FY 1951

Missions - Aircraft - Hours	Total	1 July 1950 Through 31 December 1950	1 January 1951 Through 30 June 1951
Missions	42	29	13
Number Aircraft Flown	1,909	1,493	416
Number Hours Flown	5188:34	3799:07	1389:27

Source: Hq Civil Air Patrol, USAF, Bolling Air Force Base.

TABLE 342 - CIVIL AIR PATROL TRAINING DATA - FY 1951

A. CAP - HIGH SCHOOL COORDINATED PROGRAM

1. The CAP - High School Coordinated Program is an aviation education plan which may be described as general education in regard to aviation. This course is not the same as the old pre-flight aeronautics courses taught during the past war. It includes many activities covered in that type course and others. The titles of the sections of the CAP "Aviation Study Manual" speak for the scope of the course:

- Unit I Our Air Age (Covers the impact of aviation of the modern world)
- Unit II Know Your Airplane (Aircraft structure, types of aircraft, and use of planes)
- Unit III Why the Airplane Flies (Lift, drag, thrust, gravity, load factors, and controls)
- Unit IV Power of Flight (Aircraft engines)
- Unit V The Airplane and the Airman (Flight technique, instruments, physiology of flight, flying safety)
- Unit VI Weather (Meteorology for Pilots)
- Unit VII The Path of Flight (Aerial Navigation)
- Unit VIII Air Traffic Control (Problems of air traffic control, communications, regulations)
- Unit IX National and International Problems of Safety and Control
- Unit X Airports (Place of the airport in the community)
- Unit XI Vocational Opportunities in Aviation (Aviation job classifications, employment opportunities)

TABLE 342 - CIVIL AIR PATROL TRAINING DATA - FY 1951 - CONTINUED

2. The course, as a one-year program for high school instruction, is taught by regular members of the school faculty. (It is also designed as a two-year course for use at CAP squadron or flight level with CAP and Air Force Reserve personnel serving as instructors.) Any student is eligible to participate in the high school course of instruction, and CAP cadet membership, though desirable, is not necessary.

3. This coordinated program was inaugurated the fall semester of 1949 in high schools of thirty-five (35) states. During the spring semester of 1951, high schools of forty-three (43) states plus the territories of Alaska, Hawaii and Puerto Rico were participating. For its first year of operation (fall semester of 1949 through fall semester of 1950) the program increased 117% in the number of high schools and gained 98% in the number of participating students.

	<u>Number of High Schools</u>	<u>Number of Students</u>
Fall semester 1949	89	2780
Spring semester 1950	119	3531
Fall semester 1950	192	5475
Spring semester 1951	228	6115

B. CAP CADET SUMMER ENCAMPMENTS FOR 1950

1. Twenty-six (26) summer encampments were held at twenty-four (24) encampment sites (21 USAF bases, 2 National Guard Camps and 1 civilian airfield).

2. Cadet Participation:

- a. Enrollment: 2486 Boys and 336 Girls
- b. Satisfactorily completed Course of Instruction: 2619
Did not satisfactorily complete Course of Instruction: 147
Early departures for various reasons: 56

3. Senior Participation:

- a. Enrollment: 362 Men and 60 Women
- b. 3662 Man-days served by the Seniors for an average of 8.5 days per Senior.

4. Direct Manpower Assistance from Encampment Site:

- a. USAF Personnel: 215 Officers and 239 Enlisted
- b. Air Reservists: 36 Officers and 18 Enlisted
- c. Air National Guard: 11 Officers and 9 Enlisted
- d. Civilian: 112

5. Aerial Transportation to and/or from Encampment Sites (as part of routine training flights without additional expense to the Government):

<u>Source</u>	<u>Number of Planes</u>	<u>Number Persons Transported</u>	<u>Flying Time</u>
<u>Total</u>	<u>147</u>	<u>2434</u>	<u>669:10</u>
a. USAF	76	871	392:25
b. Air Reserve	29	691	113:00
c. Air National Guard	31	852	135:25
d. Civil Air Patrol	11	20	28:20

6. Orientation flights at Encampment Sites (as part of routine training flights without additional expense to the Government): 76% of the total Cadet attendance (excluding early departures) were flown on orientation flights. Although Transport-type aircraft were chiefly utilized for these orientation flights, nine (9) outstanding cadets were given flights in T-33 Jet Trainers for flights totaling 06:00 flying hours.

<u>Source</u>	<u>Number of Planes</u>	<u>Number of Cadets Flown</u>	<u>Flying Time</u>
<u>Total</u>	<u>124</u>	<u>2106</u>	<u>672:35</u>
a. USAF	111	1977	569:40
b. Air Reserve	1	3	2:00
c. Air National Guard	1	22	6:00
d. Civil Air Patrol	11	104	94:55

7. Familiarization firing of small arms (this firing was conducted on a strictly individual, volunteer basis and was only scheduled where adequate range and supervisory personnel were available):

	<u>Number of Cadets Firing</u>	<u>Rounds Fired</u>
<u>Total</u>	<u>1,697</u>	<u>56,569</u>
a. Carbine	1,272	50,571
b. .45 Pistol	395	5,698
c. Col .45 M3A1	30	300

Source: Hq Civil Air Patrol, USAF, Bolling Air Force Base.

TABLE 343 - CIVIL AIR PATROL

State and Territory	AF Reserve Participation		Classroom Training by Civil Air Patrol		Other Training by Civil Air Patrol		Cadet Orientation Flights	
	Personnel	Man Hours	Personnel	Man Hours	Personnel	Man Hours	Personnel	Man Hours
First Half Fiscal Year 1951 (1 July 1950 Through 31 December 1950)								
<u>Total</u>	<u>3,750</u>	<u>20,514</u>	<u>93,435</u>	<u>628,352</u>	<u>30,128</u>	<u>192,957</u>	<u>10,144</u>	<u>19,893:58</u>
<u>Continental US - Total.</u>	<u>3,680</u>	<u>19,797</u>	<u>88,448</u>	<u>552,848</u>	<u>29,546</u>	<u>180,889</u>	<u>9,713</u>	<u>19,669:03</u>
Alabama	6	14	1,806	11,395	645	1,450	160	486:38
Arizona	17	197	829	12,358	169	700	121	139:00
Arkansas	44	398	630	4,467	91	5,240	73	167:15
California	1,041	6,811	8,170	25,598	2,599	11,208	609	3,721:30
Colorado	62	160	3,945	18,810	1,508	5,132	215	148:10
Connecticut	22	82	1,589	5,630	470	5,977	132	782:00
Delaware	34	184	354	2,562	67	436	1	28:20
Florida	98	396	5,106	28,111	3,841	15,435	113	574:15
Georgia	57	171	1,757	13,153	1,325	5,198	314	1,201:00
Idaho	42	138	105	508	55	267	6	25:45
Illinois	68	226	1,164	12,966	530	3,355	286	739:45
Indiana	63	139	818	5,001	362	1,711	189	334:55
Iowa	8	-	996	6,091	269	11,173	290	317:30
Kansas	115	444	2,015	3,387	249	667	125	230:25
Kentucky	32	111	1,865	14,294	552	6,724	164	231:35
Louisiana	16	11	1,284	3,079	948	3,187	123	52:00
Maine	22	268	1,005	6,015	146	480	136	474:00
Maryland	26	148	885	4,045	234	550	268	462:20
Massachusetts	28	108	2,234	17,095	1,812	7,078	199	87:30
Michigan	161	770	6,065	45,568	1,268	3,271	916	1,327:00
Minnesota	58	479	1,485	8,276	395	1,958	76	35:35
Mississippi	6	44	227	2,034	72	146	-	-
Missouri	88	675	1,635	8,585	492	3,430	271	966:35
Montana	20	94	671	1,567	128	487	75	198:20
National Capital (D. C.)	89	396	202	1,886	88	564	126	159:00
Nebraska	78	487	2,992	31,744	473	1,940	57	102:35
Nevada	5	17	1,690	4,254	408	847	53	105:20
New Hampshire	4	70	919	6,202	69	291	89	227:00
New Jersey	13	108	2,516	19,913	1,203	10,818	475	680:20
New Mexico	50	244	1,693	5,709	330	2,173	110	215:00
New York	67	184	7,877	44,317	2,191	13,833	851	744:30
North Carolina	51	156	787	4,277	320	439	39	121:10
North Dakota	23	100	1,475	452	258	30	121	128:00
Ohio	123	1,106	1,401	11,694	620	5,512	188	274:30
Oklahoma	30	202	1,099	4,870	313	957	257	411:35
Oregon	46	343	2,191	17,709	386	5,561	133	295:45
Pennsylvania	43	-	1,739	11,391	915	8,864	363	921:15
Rhode Island	12	120	614	3,210	213	4,578	93	176:30
South Carolina	21	84	901	7,444	274	2,910	123	139:50
South Dakota	28	112	544	3,480	81	4,189	25	31:15
Tennessee	24	74	848	13,176	105	585	287	270:40
Texas	141	854	751	5,067	281	8,795	390	591:00
Utah	350	1,616	2,970	47,884	338	3,949	45	98:50
Vermont	54	41	977	8,897	181	2,827	74	147:30
Virginia	126	777	2,505	8,977	1,371	3,670	335	451:00
Washington (State)	38	63	1,520	10,427	436	450	233	217:25
West Virginia	62	292	1,299	9,456	273	887	144	192:00
Wisconsin	8	48	600	4,200	192	960	57	93:30
Wyoming	60	235	1,698	5,617	-	-	183	142:10
<u>Outside Continental US - Total.</u>	<u>70</u>	<u>717</u>	<u>4,987</u>	<u>75,504</u>	<u>582</u>	<u>12,068</u>	<u>431</u>	<u>224:55</u>
Alaska	15	24	486	2,917	200	2,787	35	43:20
Hawaii	38	435	2,962	44,072	370	8,950	70	53:00
Puerto Rico	17	258	1,539	28,515	12	331	326	128:35

Source: Hq Civil Air Patrol, USAF, Bolling Air Force Base.

TRAINING BY STATE - FY 1951

AF Reserve Participation		Classroom Training by Civil Air Patrol		Other Training by Civil Air Patrol		Cadet Orientation Flights		State and Territory
Personnel	Man Hours	Personnel	Man Hours	Personnel	Man Hours	Personnel	Man Hours	
Last Half Fiscal Year 1951 (1 January 1951 Through 30 June 1951)								
4,142	27,209	110,950	696,359	42,788	222,679	13,488	20,089:56	Total
4,084	26,493	107,356	665,959	42,554	220,322	12,938	19,318:16	Continental US - Total
1	1	2,832	12,359	2,377	8,248	108	479:30	Alabama
14	146	2,077	13,634	215	895	124	64:25	Arizona
27	192	1,490	12,620	97	400	235	147:30	Arkansas
831	7,070	6,155	35,291	2,814	15,279	979	3,088:10	California
70	198	3,645	28,260	1,700	6,300	337	255:10	Colorado
21	173	1,144	10,255	407	3,037	301	1,006:00	Connecticut
38	283	380	2,396	98	643	60	31:15	Delaware
150	840	6,427	29,949	6,240	35,949	156	358:15	Florida
44	355	656	4,188	587	10,339	397	446:00	Georgia
42	162	419	2,510	309	1,336	101	113:15	Idaho
137	698	1,411	13,339	418	4,915	544	1,024:35	Illinois
103	569	643	4,344	421	3,425	54	158:05	Indiana
16	-	1,195	9,321	357	1,230	171	105:00	Iowa
136	533	630	1,860	-	-	63	80:50	Kansas
53	364	1,269	13,744	663	7,979	104	141:00	Kentucky
25	100	2,381	6,782	1,707	4,728	263	95:45	Louisiana
45	361	2,190	13,960	428	1,351	158	481:00	Maine
30	215	781	7,892	308	1,066	304	375:30	Maryland
23	119	4,561	42,818	3,014	14,986	453	217:00	Massachusetts
161	690	8,958	71,664	1,516	4,696	682	828:00	Michigan
49	475	2,374	11,983	880	2,367	199	181:00	Minnesota
12	80	362	2,525	75	248	62	62:00	Mississippi
68	538	1,666	13,937	785	2,343	246	652:05	Missouri
24	176	1,038	2,674	172	531	419	260:45	Montana
8	200	1,272	11,104	120	2,480	52	52:30	National Capital (D. C.)
68	361	3,108	26,374	639	1,924	135	108:06	Nebraska
13	42	565	2,475	114	258	18	14:50	Nevada
22	339	1,666	10,696	559	942	94	157:05	New Hampshire
36	106	2,833	18,387	893	13,694	557	899:05	New Jersey
106	1,309	3,575	11,003	2,310	5,884	386	743:25	New Mexico
62	591	10,249	73,734	3,179	25,877	602	339:00	New York
164	701	1,178	6,990	122	995	276	176:00	North Carolina
41	182	759	65	262	43	59	124:00	North Dakota
139	2,140	1,765	13,239	1,522	6,548	495	728:00	Ohio
35	294	2,072	10,056	1,116	3,607	312	449:00	Oklahoma
30	582	2,029	11,764	565	3,221	330	610:05	Oregon
99	-	2,449	12,380	1,353	5,406	361	623:10	Pennsylvania
12	100	2,027	5,415	215	2,376	246	284:10	Rhode Island
26	164	1,461	7,487	300	2,828	107	222:10	South Carolina
23	81	442	7,209	144	832	18	10:10	South Dakota
36	144	323	2,462	169	1,032	76	199:20	Tennessee
161	914	1,128	5,784	229	1,513	222	378:00	Texas
91	1,111	1,709	12,864	90	365	116	131:30	Utah
56	106	1,842	7,368	-	-	154	80:15	Vermont
506	1,792	2,471	7,207	2,013	3,648	406	553:00	Virginia
36	171	1,252	9,689	227	462	414	538:35	Washington (State)
82	295	1,230	8,020	233	594	136	132:00	West Virginia
84	279	3,049	10,270	484	2,693	275	216:15	Wisconsin
28	151	2,218	5,612	108	809	571	356:30	Wyoming
58	716	3,594	30,400	234	2,357	550	771:40	Outside Continental US Total
18	-	492	2,438	195	1,530	30	273:00	Alaska
19	339	3,067	24,536	12	432	6	144:35	Hawaii
21	377	35	3,426	27	395	514	354:05	Puerto Rico

TABLE 344 - CIVIL AIR PATROL FUNCTIONAL DISTRIBUTION OF USAF AIRCRAFT BY TYPE OF AIRCRAFT - QUARTERLY, FY 1951

Type of Aircraft	TOTAL AIRCRAFT ON HAND	ACTIVE		INACTIVE	
		TOTAL	Minimum Individual Training	TOTAL	Excess & Recommend Reclam.
<u>30 SEPTEMBER 1950</u>					
TOTAL	225	225	225	-	-
Communications	225	225	225	-	-
<u>31 DECEMBER 1950</u>					
TOTAL	224	223	223	1	1
Communications	224	223	223	1	1
<u>31 MARCH 1951</u>					
TOTAL	204	204	204	-	-
Communications	204	204	204	-	-
<u>30 JUNE 1951</u>					
TOTAL	194	193	193	1	1
Communications	194	193	193	1	1

TABLE 345 - STATUS AND LINE CLASSIFICATION OF CIVIL AIR PATROL AIRCRAFT ON HAND BY TYPE AND MODEL - QUARTERLY, FY 1951

Type and Model	TOTAL			ACTIVE			INACTIVE		
	Total	1st Line	2nd Line	Total	1st Line	2nd Line	Total	1st Line	2nd Line
<u>30 SEPTEMBER -- 1950</u>									
Total	225	-	225	225	-	225	-	-	-
L-4	182	-	182	182	-	182	-	-	-
L-5	43	-	43	43	-	43	-	-	-
<u>31 DECEMBER -- 1950</u>									
Total	224	-	224	223	-	223	1	-	1
L-4	178	-	178	177	-	177	1	-	1
L-5	46	-	46	46	-	46	-	-	-
<u>31 MARCH -- 1951</u>									
Total	204	-	204	204	-	204	-	-	-
L-4	159	-	159	159	-	159	-	-	-
L-5	45	-	45	45	-	45	-	-	-
<u>30 JUNE -- 1951</u>									
Total	194	-	194	193	-	193	1	-	1
L-4	158	-	158	157	-	157	1	-	1
L-5	36	-	36	36	-	36	-	-	-

TABLE 346 - EXPLORER REGIONS BY SIZE, BY LOCATION - FY 1951

Region	Square Miles	United States and Foreign Countries
I	66,567	Conn., Me., Mass., N.H., R.I., Vt., and part of N.Y.
II	56,957	N.J., N.Y., and part of Pa.
III	101,938	Del., D.C., Md., Pa., Va., and parts of N.J., N.Y., Ohio, W.Va., and N.C.
IV	106,966	Ky., Ohio, W.Va., and parts of Va. and Tenn.
V	244,791	Ala., Ark., La., Miss., Tenn., and parts of Va., Fla., and Ga.,
VI	181,684	Fla., Ga., N.C., S.C., and parts of Ala.
VII	198,116	Ill., Ind., Mich., Wisc., and parts of Ky., Ohio, and Minn.
VIII	453,730	Colo., Ia., Kans., Mo., Nebr., Wyo., and parts of Ill.
IX	472,730	N.Mex., Okla., Tex., and parts of Ark.
X	291,021	Minn., N.Dak., S.Dak., eastern Mont., and parts of Ia., Mich., Wisc., and Wyo.
XI	916,516	Ida., western half of Mont., Oregon, Wash., Alaska, and parts of Wyo., Calif., and Utah
XII	459,953	Ariz., Calif., Nev., Utah., Hawaii, and parts of Wyo., N.Mex., and Ida.
XR or Extra Regional		Puerto Rico, Canal Zone, Guam and units in America Somoa., Arabia, Aruba-Netherlands West Indies, Austria, Bermuda, Canada, Columbia, Costa Rica, Cuba, England, Greece, Germany, India, Iran, Japan, Korea, Lebanon, Mexico, Okinawa, Peru, Philippine Islands, Trieste, Turkey, France and Venezuela.

Source: Forty First Annual Report on Boy Scouts of America to Congress.

TABLE 347 - EXPLORERS IN EXPLORER UNITS BY REGION - FY 1951

Region	31 December 1950 a/		30 June 1951 b/				
	Explorers in Troops	Explorers in Posts	Explorers in Troops	Explorers in Posts	Air	Sea	Rover
<u>Total</u> . . .	<u>294,588</u>	<u>121,585</u>	<u>273,019</u>	<u>98,775</u>	<u>4,796</u>	<u>20,040</u>	<u>926</u>
1	18,895	7,776	17,370	4,679	287	2,319	66
2	35,910	13,906	33,706	10,877	481	2,747	221
3	33,709	10,889	31,241	9,175	403	2,269	64
4	25,429	7,054	22,761	5,738	399	946	79
5	25,374	5,212	24,024	4,245	336	697	-
6	27,857	6,600	26,936	5,690	230	927	24
7	37,191	17,993	33,488	15,415	491	2,506	251
8	24,619	7,995	22,648	6,515	459	1,105	48
9	22,226	11,446	20,481	9,888	644	806	79
10	10,973	3,092	10,402	2,834	93	158	7
11	11,293	8,228	10,161	6,563	246	1,709	-
12	20,331	20,295	18,609	16,163	698	3,726	87
Extra Regional .	781	1,099	1,192	993	29	125	-

a/ Source: Forty First Annual Report on Boy Scouts of America to Congress.

b/ Source: National Organization Branch, Office of Public Information, DOD

TABLE 348 - EXPLORER PERSONNEL IN UNITS - FY 1951

Personnel	Total	31 December 1950 b/	30 June 1951 c/
<u>Explorers - Total</u>	<u>813,729</u>	<u>416,173</u>	<u>397,556</u>
<u>Explorers in Explorer Units - Total</u>	<u>246,122</u>	<u>121,585</u>	<u>124,537</u>
Explorers in Posts	191,635	92,860	98,775
Air Explorers	10,260	5,464	4,796
Sea Explorers	42,188	22,148	20,040
Rovers	2,039	1,113	926
<u>Explorers in Troop - Total a/</u>	<u>567,607</u>	<u>294,588</u>	<u>273,019</u>

a/ Includes Explorers in neighborhood patrols and tribes.

b/ Source: Forty First Annual Report on Boy Scouts of America to Congress.

c/ Source: National Organization Branch, Office of Public Information, DOD.

TABLE 349 - EXPLORER GROWTH - 31 DECEMBER 1945 THROUGH 30 JUNE 1951

(Minus quantities are enclosed in parentheses.)

Date	Total Air Explorers	Percent Increase or Decrease	Total Explorers	Percent Increase or Decrease
31 December 1942.	2,025	a/	50,539	(4.6)
31 December 1943.	9,549	371.6	50,965	.8
31 December 1944.	11,233	17.6	b/ 55,495	b/ 8.9
31 December 1945.	7,865	(30.0)	b/ 59,057	b/ 6.4
31 December 1946.	7,656	(2.7)	68,832	16.5
31 December 1947.	8,539	11.5	83,031	20.6
31 December 1948.	6,809	(20.3)	82,969	(.1)
30 June 1949.	6,191	(9.1)	80,334	(3.2)
31 December 1949.	6,055	(2.2)	460,464	c/
30 June 1950.	5,913	(2.3)	425,441	d/
31 December 1950.	5,464	(7.6)	416,173	d/
30 June 1951.	4,796	(12.2)	397,556	d/

a/ Not available.

b/ Figures for Senior Scouts in a troop are included in Total Explorers.

c/ Total Explorers for 1949 not comparable with previous years because of change in policy, 1 September 1949.

d/ Comparison of 1950 with 1949 was not possible because transition to new Explorers in troops plan had not been completed.

Source: Forty First Annual Report on Boy Scouts of America to Congress.

TABLE 350 - EXPLORER UNITS BY REGION - 31 DECEMBER 1950

(30 June 1951 data is not available.)

Region	Units	Region	Units
<u>Total</u>	<u>9,086</u>	7.	1,342
1	547	8.	574
2	1,037	9.	825
3	861	10.	246
4	537	11.	615
5	384	12.	1,569
6	484	XR or 13.	65


Source: Forty First Annual Report on Boy Scouts of America to Congress.

TABLE 351 - EXPLORER UNITS BY TYPE - FY 1951

Type of Units	Total	31 December 1950 a/	30 June 1951 b/
<u>Explorer Unit - Total</u>	<u>18,672</u>	<u>9,086</u>	<u>9,586</u>
Squadrons	799	422	377
Posts	14,880	7,110	7,770
Ships	2,856	1,481	1,375
Rover Crews	137	73	64

a/ Source: Forty First Annual Report on Boy Scouts of America to Congress.

b/ Source: National Organization Branch, Office of Public Information, DOD.



PART ~~XX~~.....

CONTENTS



CONTENTS

	PAGE
TITLE PAGE	1
AIR FORCE REGULATION 5-24	2
ORGANIZATION CHART	3
LIST OF AREAS	4
FOREWORD	5
GLOSSARY	6
PART I -- KOREAN AIR ACTIVITY	
INTRODUCTION AND SUMMARY	10
MAP 1 - KOREA	11
CHART 1 - PRINCIPLE BOMB LINES	12
CHART 2 - FEAF - AREA OF RESPONSIBILITY	13
ORGANIZATION	
TABLE 1 - FEAF ORGANIZATION - 23 JUN 1950 AND 30 JUN 1951	14
TABLE 2 - USAF ACTIVATED COMBAT GROUPS (INCLUDING TROOP CARRIERS) AND SQUADRONS LOCATED IN FAR EAST AREA - FY 1951	15
TABLE 3 - BUILD-UP OF FAR EAST AIR FORCE TO/E UNITS - 25 JUN 1950 THROUGH 30 JUN 1951	16
CREWS	
TABLE 4 - CREWS ON HAND WITH FEAF COMBAT UNITS - FY 1951	19
TABLE 5 - COMBAT CREWS IN COMMITTED UNITS - PROGRAMMED AND ACTUAL - FY 1951	20
TABLE 6 - COMBAT UTILIZATION OF THEATER INVENTORY - CREWS - FY 1951	20
TABLE 7 - PERCENT OF CREWS COMBAT READY IN UNITS COMMITTED TO THE KOREAN WAR EFFORT - FY 1951	21
TABLE 8 - KOREAN AIR WAR COMBAT HOURS AND SORTIE RATES PER COMMITTED CREW - 25 JUN 1950 THROUGH 30 JUN 1951	21
TABLE 9 - CREW ATTRITION RATES PER 100 SORTIES - FY 1951	22
PERSONNEL	
TABLE 10 - PERSONNEL ON DUTY IN FEAF - FY 1951	23
TABLE 11 - STRENGTH OF CIVILIAN PERSONNEL IN FEAF - FY 1951	24
HEALTH AND CASUALTIES	
TABLE 12 - HEALTH SUMMARY OF FEAF COMMAND ADMISSIONS TO FACILITIES - 25 JUN 1950 THROUGH 30 JUN 1951	25
TABLE 13 - KOREAN HEALTH STATISTICS - DISEASE RATES BY TYPES - FY 1951	26
TABLE 14 - FEAF (OVERALL) ADMISSIONS RATES - ALL CAUSES - FY 1951	26
TABLE 15 - NON-EFFECTIVE HEALTH RATES FOR FEAF BY AREA - FY 1951	26
TABLE 16 - BATTLE CASUALTIES OF USAF PERSONNEL BY TYPE OF PERSONNEL - 25 JUN 1950 THROUGH 30 JUN 1951	27
TABLE 17 - KOREAN BATTLE CASUALTIES OF USAF PERSONNEL CHARGED TO GROUND OPERATIONS AND AIR OPERATIONS BY MODEL OF PLANE - FY 1951	30
MOVEMENTS OF PERSONNEL	
TABLE 18 - MOVEMENTS OF PERSONNEL BY AREA - SEP 1950 THROUGH JUN 1951	31
TABLE 19 - MOVEMENTS OF PERSONNEL IN FEAF COMBAT OPERATIONS BY TYPE AND MODEL OF AIRCRAFT 1 APR 1952 THROUGH 30 JUN 1951	32
AIRCRAFT AND CREWS COMMITTED	
TABLE 20 - FEAF AIRCRAFT IN COMMITTED UNITS POSSESSED AND COMBAT READY	33
TABLE 21 - CREWS IN COMMITTED UNITS AVAILABLE AND COMBAT READY	34
TABLE 22 - COMBAT AIRCRAFT AND CREWS IN COMMITTED UNITS - PROGRAMMED AND ACTUAL	35
TABLE 23 - COMBAT UTILIZATION OF THEATER INVENTORY - AIRCRAFT AND CREWS	36
TABLE 24 - COMBAT READINESS RATES	37
SORTIES	
TABLE 25 - USAF SORTIES AND OPERATIONAL HOURS - MONTHLY	38
TABLE 26 - COMBAT HOURS PER SORTIE - AIRCRAFT AND CREWS	40
TABLE 27 - COMBAT OPERATIONS - USAF DAY AND NIGHT SORTIES - BY TYPE SORTIE	41
TABLE 28 - USAF SORTIES - AIRBORNE AND EFFECTIVE	43
TABLE 29 - AVERAGE MONTHLY SORTIE RATE	45
TABLE 30 - ALERTIVE RATE PER 100 SORTIES	45
TABLE 31 - AVERAGE NUMBER OF SORTIES DAILY, BY TYPE - USAF, RAAF, SAAF, RCAF, AND RTAF	46
AIRCRAFT UTILIZATION RATES	
TABLE 32 - AIRCRAFT UTILIZATION RATES FOR SELECTED TYPE AND MODEL AIRCRAFT	47
TABLE 33 - BASIC OPERATIONAL RATE - BY SELECTED TYPE MODEL AIRCRAFT	48
AIRCRAFT LOSSES	
TABLE 34 - SUMMARY OF AIRCRAFT LOSSES IN COMMITTED UNITS - BY TYPE AND MODEL	49
TABLE 35 - AIRCRAFT LOSSES IN COMMITTED UNITS - MONTHLY	50
TABLE 36 - AIRCRAFT LOSSES - AVERAGE AIRCRAFT POSSESSED AND AVERAGE MONTHLY LOSSES PER 100 SORTIES IN COMMITTED UNITS - 26 JUN 1950 THROUGH 30 JUN 1951	53

CONTENTS - Continued

AIRCRAFT LOSSESCONTINUED		PAGE
TABLE 37	- AIRCRAFT OPERATIONAL LOSSES AND RATES - PER 100 SORTIES FOR SELECTED TYPE AND MODEL AIRCRAFT.	54
TABLE 38	- USAF CLAIMS OF ENEMY AIRCRAFT LOSSES - JUL 1950 THROUGH JUN 1951.	55
FLYING HOURS AND FUEL CONSUMPTION		
TABLE 39	- OPERATIONAL AND NON-OPERATIONAL FLYING HOURS - BY SELECTED MODEL AIRCRAFT	56
TABLE 40	- FLYING TIME AND FUEL CONSUMPTION - BY TYPE AND MODEL AIRCRAFT.	57
TABLE 41	- FUEL CONSUMPTION RATES	58
CARGO EFFORT		
TABLE 42	- COMBAT CARGO BY AREA - SEP 1950 THROUGH JUN 1951.	59
TABLE 43	- COMBAT CARGO EFFORT - SORTIES, FLYING HOURS AND AIRCRAFT UTILIZATION.	60
TABLE 44	- COMBAT CARGO RESULTS.	61
B-29 - BOMB TONNAGE AND EFFORT		
TABLE 45	- B-29 BOMB TONNAGE - BY TYPE OF BOMB	62
TABLE 46	- B-29 STRATEGIC EFFORT AGAINST SELECTED INDUSTRIAL TARGETS	63
TABLE 47	- PERCENTAGE DISTRIBUTION OF B-29 EFFECTIVE BOMB TONNAGE - BY TYPE TARGET	63
AMMUNITION EXPENDITURES		
TABLE 48	- BOMB EXPENDITURE RATES PER SORTIE - BY TYPE AND MODEL AIRCRAFT.	64
TABLE 49	- NAPALM EXPENDITURE RATES PER SORTIE - BY TYPE AND MODEL AIRCRAFT.	64
TABLE 50	- ROCKET EXPENDITURE RATES PER SORTIE - BY TYPE AND MODEL AIRCRAFT.	65
TABLE 51	- AMMUNITION EXPENDITURE RATES PER SORTIE - BY TYPE AND MODEL AIRCRAFT.	66
TABLE 52	- ORDNANCE EXPENDITURES - BY TYPE AND MODEL AIRCRAFT.	67
TABLE 53	- ORDNANCE EXPENDITURES PER SORTIE - B-29 AIRCRAFT.	68
ENGINES REMOVED FROM AIRCRAFT		
TABLE 54	- ENGINES REMOVED AND AVERAGE HOURS FLOWN ON SELECTED AIRCRAFT.	69
FEAF BOMBER COMMAND		
TABLE 55	- FEAF BOMBER COMMAND EFFORT - BY TYPE TARGET - SORTIES FLOWN AND TONNAGE EXPENDED.	70
AIRCRAFT ON HAND - FEAF		
TABLE 56	- AIRCRAFT ON HAND - FEAF - BY TYPE AND MODEL AIRCRAFT.	71
MILITARY AIR TRANSPORT SERVICE (MATS) OPERATIONS		
TABLE 57	- MILITARY AIR TRANSPORT SERVICE ACTIVITY IN AIR EVACUATIONS OF KOREAN WAR CASUALTIES - BODIES ONLY - FY 1951	72
TABLE 58	- MEDICAL AIR EVACUATION OF MILITARY PERSONNEL PATIENTS BY MATS - FY 1951	74
CHART 3	- PATIENTS EVACUATED BY MATS - FY 1949 THROUGH FY 1951.	75
CHART 4	- MILES FLOWN BY PATIENTS CARRIED IN MATS OPERATIONS.	75
TABLE 59	- MEDICAL AIR EVACUATION OF CASUALTIES FROM JAPAN BY TYPE OF CASUALTY - FY 1951	76
TABLE 60	- MEDICAL AIR EVACUATION OF WAR CASUALTIES FROM JAPAN BY TYPE OF CASUALTY - FY 1951	76
TABLE 61	- MEDICAL AIR EVACUATION OF MILITARY PERSONNEL THROUGH US PORTS, BY MATS - JAN 1951 THROUGH JUN 1951	76
TABLE 62	- AIRCRAFT (BY MODEL) USED IN TRANSPORTING PATIENTS FROM JAPAN - FY 1951.	76
TABLE 63	- MATS OPERATIONS FROM US (McCORD AND TRAVIS) TO POINTS IN THE PACIFIC, INCLUDING TOKYO - FY 1951	77
TABLE 64	- AIR BASE FACILITIES AS OF 30 JUN 1951	78
MAP 2	- AIRFIELDS IN KOREA AND AIRFIELDS IN JAPAN AS OF 30 JUN 1951	82
TABLE 65	- RUNWAY FACILITIES WITH COSTS IN JAPAN AND OKINAWA - 30 JUN 1951	83
TABLE 66	- RUNWAY FACILITIES IN KOREA - 30 JUN 1951.	83
COSTS		
TABLE 67	- FEAF - TOTAL OPERATING COST - APR 1950 THROUGH 30 JUN 1951.	84
TABLE 68	- FEAF - TOTAL COST BY MISSION - JUL 1950 THROUGH JUN 1951.	84
TABLE 69	- FEAF - COST OF ACTIVITIES - 1 JUL 1950 THROUGH 30 JUN 1951.	84
TABLE 70	- COMMAND INCREASE IN PERSONNEL AND COSTS - JUN 1950 AND JUN 1951	85
TABLE 71	- FEAF OBLIGATORY TREND - FISCAL YEARS 1950 AND 1951.	85
TABLE 72	- FEAF AIR INSTALLATIONS SPECIAL PROJECTS COST - FY's 1950 AND 1951	86
MISCELLANEOUS		
TABLE 73	- ADJUTANT GENERAL ACTIVITIES IN FEAF - FY 1951	87
TABLE 74	- FEAF COMMUNICATIONS TRAFFIC ANALYSES - FY 1951.	87
TABLE 75	- AIR AND AIRWAYS COMMUNICATION SERVICE FACILITIES IN FEAF - JUN 1950 AND JUN 1951.	88
TABLE 76	- AIR AND AIRWAYS COMMUNICATION SERVICE OPERATIONS - JUN 1950 AND JUN 1951.	88

CONTENTS - Continued

PART II - COMBAT UNITS AND CREWS		PAGE
INTRODUCTION AND SUMMARY		89
ACTIVATED COMBAT GROUPS		
TABLE 77 - USAF ACTIVATED COMBAT GROUPS (INCLUDING TROOP CARRIERS) AND SQUADRONS BY TYPE, WORLDWIDE - FY 1951		92
TABLE 78 - USAF ACTIVATED COMBAT GROUPS (INCLUDING TROOP CARRIERS) AND SQUADRONS BY ASSIGNED COMMAND - FY 1951		94
TABLE 79 - USAF ACTIVATED COMBAT GROUPS (INCLUDING TROOP CARRIERS) AND SQUADRONS LOCATED IN EUROPEAN AREA - FY 1951		97
TABLE 80 - STATUS OF ACTIVATED COMBAT GROUPS (INCLUDING TROOP CARRIERS) INDICATING INCREASE BY ACTIVATIONS AND RECALLS - 30 JUN 1950 AND 30 JUN 1951		98
TABLE 81 - COMBAT READINESS OF COMBAT GROUPS (INCLUDING TROOP CARRIERS) - 10 JUL 1950, 10 JAN 1951, AND 10 JUL 1951		99
CREWS		
TABLE 82 - COMPLETE CREWS ASSIGNED TO COMBAT UNITS IN USAF - FY 1951		100
TABLE 83 - COMPLETE CREWS ASSIGNED TO USAF COMBAT UNITS - FY 1951		101
PART III - FLIGHT OPERATIONS		
INTRODUCTION		103
TABLE 84 - USAF FLYING TIME AND FUEL CONSUMPTION BY TYPE AND MODEL - RATE PER HOUR - FY 1951		104
TABLE 85 - SUMMARY USAF FLIGHT OPERATIONS - BY TYPE OF AIRCRAFT - FY 1951		105
TABLE 86 - USAF AIRCRAFT FLIGHT OPERATIONS - BY TYPE AND MODEL OF AIRCRAFT - QUARTERLY FY 1951		106
TABLE 87 - SUMMARY OF USAF FLIGHT OPERATIONS - BY TYPE OF ACTIVITY - FY 1951		114
TABLE 88 - USAF FLIGHT OPERATIONS - BY TYPE OF ACTIVITY - QUARTERLY FY 1951		115
TABLE 89 - USAF JET AIRCRAFT UTILIZATION AND FUEL CONSUMPTION - RATE PER HOUR - BY TYPE AND MODEL OF AIRCRAFT - QUARTERLY FY 1951		117
TABLE 90 - USAF JET AIRCRAFT FLYING TIME AND FUEL CONSUMPTION - BY TYPE OF AIRCRAFT - MONTHLY FY 1951		118
TABLE 91 - USAF AIRCRAFT FLYING TIME - BY COMMAND - MONTHLY FY 1951		119
TABLE 92 - USAF AIRCRAFT FUEL CONSUMPTION - BY COMMAND - MONTHLY FY 1951		120
TABLE 93 - AIRWAYS AND AIR COMMUNICATIONS SERVICE FACILITIES - QUARTERLY FY 1951		121
PART IV - SAFETY		
INTRODUCTION		123
TABLE 94 - USAF AIRCRAFT ACCIDENT RATE - FY 1951		124
TABLE 95 - USAF AIRCRAFT ACCIDENTS - BY TYPE AND MODEL INVOLVED - QUARTERLY FY 1951		125
TABLE 96 - USAF AIRCRAFT ACCIDENTS, TYPE AND MODEL - BY PHASE OF FLIGHT - QUARTERLY FY 1951		128
TABLE 97 - FACTORS CAUSING USAF AIRCRAFT ACCIDENTS - BY TYPE AND MODEL - QUARTERLY FY 1951		130
TABLE 98 - FACTORS INVOLVED IN USAF AIRCRAFT ACCIDENTS - BY TYPE AND MODEL - QUARTERLY FY 1951		132
GROUND SAFETY		
INTRODUCTION AND SUMMARY		134
TABLE 99 - SUMMARY AND COST ANALYSIS OF USAF MOTOR VEHICLE ACCIDENTS - BY CASE AND BY COST - WORLDWIDE, CONTINENTAL US AND OVERSEAS - FY 1951		136
TABLE 100 - COST ANALYSIS OF USAF GROUND ACCIDENTS - WORLDWIDE, CONTINENTAL US AND OVERSEAS - FY 1951		137
TABLE 101 - USAF ACCIDENT COST ANALYSIS ON COST PER CAPITA PER CURRENT MONTH - FY 1951		139
TABLE 102 - SUMMARY AND COST ANALYSIS OF USAF MOTOR VEHICLE ACCIDENTS BY CAUSE - WORLDWIDE, CONTINENTAL US AND OVERSEAS - FY 1951		140
TABLE 103 - WORLDWIDE USAF FATALITIES FROM GROUND ACCIDENTS BY GRADE OF PERSONNEL - SEMI-ANNUALLY - FY 1951		141
TABLE 104 - SUMMARY OF USAF PROPERTY DAMAGE AND PERSONAL INJURIES BY GROUND ACCIDENT - CONTINENTAL US AND OVERSEAS - FIRST HALF OF FISCAL YEAR 1951		142
TABLE 105 - USAF MILITARY PERSONNEL ACCIDENTS - LAST HALF OF FISCAL YEAR 1948 AND FY's 1949, 1950 AND 1951		144
TABLE 106 - USAF CIVILIAN PERSONNEL ACCIDENTS - LAST HALF OF FISCAL YEAR 1948 AND FY's 1949, 1950 AND 1951		145
TABLE 107 - INJURIES AND PROPERTY DAMAGE ARISING FROM USAF GROUND ACCIDENTS IN CONTINENTAL US AND OVERSEAS - FY 1951		146
TABLE 108 - WORLDWIDE USAF FATALITIES FROM GROUND ACCIDENTS BY WEEK AND BY HOUR - SEMI-ANNUALLY - FY 1951		148
TABLE 109 - MOST CRITICAL PERIOD OF THE DAY FOR USAF FATALITIES, WORLDWIDE - FY 1951		149
PART V - AIRCRAFT MATERIEL		
INTRODUCTION		151
PRODUCTION AND DELIVERIES		
TABLE 110 - US MILITARY AIRCRAFT PRODUCTION - FY 1951		153
TABLE 111 - PRODUCTION AND DELIVERIES OF USAF GUIDED MISSILES		156
TABLE 112 - USAF AIRPLANE ACCEPTANCES - UNITS AND AIRFRAME WEIGHT - FY 1950 AND FY 1951		157
TABLE 113 - SUMMARY - ACCEPTANCES ON INCOMPLETED USAF CONTRACTS - FY 1951		158
TABLE 114 - USAF AIRPLANE ACCEPTANCES AND ENGINE SHIPMENTS		161
TABLE 116 - AIRPLANES AUTHORIZED FOR USAF PROCUREMENT - FY 1951		170

CONTENTS - Continued

PART V - AIRCRAFT MATERIEL CONTINUED

INVENTORY GAINS AND LOSSES		PAGE
TABLE 115	- INVENTORY GAINS AND LOSSES OF AIRCRAFT - BY TYPE AND MODEL - FY 1951.	162
FUNCTIONAL DISTRIBUTION		
TABLE 117	- FUNCTIONAL DISTRIBUTION OF USAF AIRCRAFT - QUARTERLY FY 1951.	171
TABLE 118	- FUNCTIONAL DISTRIBUTION OF USAF AIRCRAFT - BY COMMAND - QUARTERLY FY 1951	172
INVENTORY		
TABLE 119	- STATUS AND LINE CLASSIFICATION OF USAF AIRCRAFT ON HAND - BY TYPE AND MODEL - QUARTERLY FY 1951	175
TABLE 120	- USAF AND RESERVE FORCES AIRPLANE INVENTORY - MONTHLY FY 1951.	183
TABLE 121	- CUMMULATIVE AGE DISTRIBUTION OF USAF AIRPLANES.	187
TABLE 122	- CALENDAR AGE DISTRIBUTION OF THE USAF AIRPLANE INVENTORY.	188
TABLE 123	- USAF AIRCRAFT IN CLASS 02Z - QUARTERLY FY 1951.	189
TABLE 124	- USAF AIRPLANES OUT OF COMMISSION - BY SELECTED MODELS - MONTHLY FY 1951	190
TABLE 125	- USAF AVERAGE ACTIVE AIRCRAFT OUT OF COMMISSION - BY TYPE AND MODEL - BY CAUSE - FY 1951	192
TABLE 126	- USAF AIRCRAFT LOSSES BY CAUSE - FY 1951	199
TABLE 127	- USAF AIRCRAFT IN STORAGE - QUARTERLY FY 1951.	200
TABLE 128	- INVENTORY OF STORED AND EXCESS USAF AIRCRAFT BY LOCATION QUARTERLY - FY 1951.	201
MATERIEL		
TABLE 129	- INVENTORY OF COMBAT MUNITIONS LOCATED IN AIR DEPOTS OUTSIDE OF CONTINENTAL US - QUARTERLY FY 1951	202
TABLE 130	- STATUS OF GENERAL PURPOSE VEHICLES - BY COMMAND - QUARTERLY FY 1951	208
TABLE 131	- USAF AIRCRAFT SPARE PARTS: VALUE-IN-INVENTORY AND ON-ORDER.	209

PART VI - AIRCRAFT ENGINES AND PROPELLERS

INTRODUCTION	211	
TABLE 132	- FACTORY DELIVERIES OF MILITARY AIRCRAFT ENGINES FOR USAF - QUARTERLY FY 1951.	212
TABLE 133	- FACTORY DELIVERIES OF MILITARY PROPELLERS - QUARTERLY FY 1951	214
TABLE 134	- AVERAGE OPERATING HOURS OF SELECTED AIRCRAFT ENGINES REMOVED SINCE MANUFACTURE OR BETWEEN MAJOR OVERHAULS - IN CONTINENTAL US - BY TYPE OF ENGINE	215
TABLE 135	- AVERAGE MAN-HOURS EXPENDED PER MAJOR ENGINE OVERHAUL AT AIR MATERIEL COMMAND AIR DEPOTS IN CONTINENTAL US - BY TYPE OF ENGINE.	216
TABLE 136	- STATUS OF SPARE AIRCRAFT ENGINES IN CONTINENTAL US - QUARTERLY FY 1951.	217
TABLE 137	- STATUS OF INSTALLED AND SPARE AIRCRAFT ENGINES IN OVERSEAS COMMANDS - QUARTERLY FY 1951.	218

PART VII - OILS AND LUBES

INTRODUCTION	223	
TABLE 138	- SUMMARY - USAF AVIATION FUEL INVENTORY AS OF 30 JUN 1951.	224
TABLE 139	- USAF AVIATION FUEL INVENTORY IN OVERSEAS TERMINALS - 30 JUN 1951.	225
TABLE 140	- USAF AVIATION FUEL INVENTORY IN OVERSEAS BASES - 30 JUN 1951.	226
TABLE 141	- ISSUANCE OF AVIATION FUEL BY OCTANE RATING - QUARTERLY FY 1951.	228
TABLE 142	- ISSUES OF AVIATION FUEL BY USAF, USAF RESERVES AND AIR NATIONAL GUARD - QUARTERLY FY 1951	229
TABLE 143	- USAF OWNED AND/OR LEASED BULK PETROLEUM TERMINAL STORAGE - BY WORLDWIDE AREAS - QUARTERLY FY 1951	233

PART VIII - USAF STRATEGIC MATERIALS STOCKPILING

INTRODUCTION.	235	
TABLE 144	- STATUS OF STRATEGIC MATERIALS STOCKPILING PROGRAM WITHIN THE DEPARTMENT OF THE AIR FORCE - QUARTERLY FY 1951	236

PART IX - USAF INDUSTRIAL RESERVE

INTRODUCTION	241	
TABLE 145	- USAF DEPARTMENTAL INDUSTRIAL RESERVE.	242
TABLE 146	- SUMMARY - USAF INDUSTRIAL FACILITIES - EXPANSION OF PRODUCTIVE CAPACITY AND SUPPLY.	247
TABLE 147	- USAF INDUSTRIAL FACILITIES - EXPANSION OF PRODUCTIVE CAPACITY AND SUPPLY.	248
TABLE 148	- USAF INDUSTRIAL RESERVE - METAL WORKING MACHINERY REQUIREMENTS.	283

PART X - TRANSPORTATION

INTRODUCTION	285	
TABLE 149	- OUTBOUND MOVEMENT OF AIR FORCE CARGO BY OCEAN TRANSPORTATION - FY 1951.	286
TABLE 150	- INBOUND MOVEMENT OF AIR FORCE CARGO BY OCEAN TRANSPORTATION - FY 1951	287
TABLE 151	- OUTBOUND MOVEMENT OF USAF SPONSORED PASSENGERS BY OCEAN TRANSPORTATION - FY 1951.	288
TABLE 152	- INBOUND MOVEMENT OF USAF SPONSORED PASSENGERS BY OCEAN TRANSPORTATION - FY 1951	289
TABLE 153	- USAF DIRECTED FREIGHT MOVE ON GOVERNMENT BILLS OF LADING IN TON MILES - FY 1951	290
TABLE 154	- USAF DIRECTED FREIGHT MOVED ON GOVERNMENT BILLS OF LADING IN US SHORT TONS - FY 1951.	290

CONTENTS - Continued

PART X - TRANSPORTATION CONTINUED		PAGE
TABLE 155	- AIR FORCE PASSENGER RAIL TRAFFIC IN CONTINENTAL US (MOVED IN GROUPS ONLY)	291
TABLE 156	- RAILROAD EQUIPMENT IN OPERATION AT USAF INSTALLATIONS	291
TABLE 157	- AVIATION GASOLINE FOR USAF - MOVED BY OCEAN TRANSPORTATION - FY 1951	292
TABLE 158	- SUMMARY OF TRAFFIC MOVED BY MATS VIA ALL CHANNELS UNDER JURISDICTION OF USAF - FY 1951	293
TABLE 159	- MUTUAL DEFENSE ASSISTANCE - AIR FORCE CARGO MOVED BY OCEAN TRANSPORTATION ON MATS VESSELS	295
TABLE 160	- FUNDS EXPENDED TO PROCURE COMMERCIAL TRANSPORTATION INCIDENT TO THE SUPPORT OF THE USAF	296
 PART XI - RESEARCH AND DEVELOPMENT 		
INTRODUCTION AND SUMMARY		297
FUNDING		
TALBE 161	- USAF RESEARCH AND DEVELOPMENT PROGRAM OBLIGATIONS BY COMMAND FOR PROGRAM YEARS 1949, 1950, AND 1951 AS OF 30 JUN 1951	300
CONTRACTS		
TABLE 162	- STATUS OF USAF RESEARCH AND DEVELOPMENT FUNDS FY 1948 THROUGH FY 1951 AS OF 30 JUN 1951	304
TABLE 163	- DISTRIBUTION OF OPEN RESEARCH AND DEVELOPMENT CONTRACTS AT FACE VALUE BY STATE OR COUNTRY	304
TABLE 164	- NUMBER OF CONTRACTORS ENGAGED IN USAF RESEARCH AND DEVELOPMENT - FY 1951	305
TABLE 165	- USAF MAJOR RESEARCH AND DEVELOPMENT CONTRACTORS - FY 1951	305
TABLE 166	- SUMMARY OF OPEN USAF RESEARCH AND DEVELOPMENT CONTRACTS BY TYPES OF CONTRACTORS DURING FISCAL YEAR 1951	306
TABLE 167	- SUMMARY OF OPEN USAF RESEARCH AND DEVELOPMENT CONTRACTS AND PURCHASE ORDERS BY FISCAL YEAR APPROPRIATIONS DURING FISCAL YEAR 1951	306
PROJECTS		
TABLE 168	- RESEARCH AND DEVELOPMENT PROJECTS BY YEAR OF APPROVAL - FY 1939 THROUGH FY 1951	307
 PART XII - FISCAL 		
INTRODUCTION AND SUMMARY		309
BUDGET		
TABLE 169	- DEPARTMENT OF THE AIR FORCE USAF APPROPRIATIONS AND NET OBLIGATING AUTHORITY FOR FY 1951 PROGRAM	312
TABLE 170	- OBLIGATIONS AND EXPENDITURES DURING FY 1951 AGAINST NET OBLIGATING AUTHORITY FOR FY 1951 PROGRAM	314
TABLE 171	- EXPENDITURES DURING FISCAL YEAR 1951 FROM FUNDS DIRECTLY APPROPRIATED PRIOR TO FY 1950 TO USAF AND ARMY AIR CORPS	317
TABLE 172	- FISCAL YEAR 1950 AND FISCAL YEAR 1951 EXPENDITURES FROM FISCAL YEAR 1950 DIRECT APPROPRIATIONS AND AUTHORIZATIONS	318
TABLE 173	- STATUS OF CONTRACT AUTHORITY ENACTED BY CONGRESS SHOWING CASH SUBSEQUENTLY APPROPRIATED TO LIQUIDATE OBLIGATIONS THEREUNDER - AS OF 30 JUN 1951	321
TABLE 174	- STATUS OF AIR FORCE MANAGEMENT FUND - AS OF 30 JUN 1951	321
TABLE 175	- DEPARTMENT OF THE AIR FORCE ANALYSIS OF ACQUISITION AND CONSTRUCTION OF REAL PROPERTY APPROPRIATIONS - AS OF 30 JUN 1951	322
PROCUREMENT		
TABLE 176	- FINAL REPORT ON PROCUREMENT - FY 1951	323
MISCELLANEOUS		
TABLE 177	- SUMMARY OF SAVINGS BOND PURCHASES BY AIR FORCE PERSONNEL IN CONTINENTAL US AND OVERSEAS - JUN 1948 THROUGH JUN 1951	325
TABLE 178	- SAVINGS BOND PURCHASES BY AIR FORCE PERSONNEL IN CONTINENTAL US AND OVERSEAS - FY 1951	325
TABLE 179	- CIVILIAN SUGGESTION AND AWARD PROGRAMS SUMMARY - 2 JUN 1943 THROUGH 30 JUN 1951	326
TABLE 180	- CIVILIAN SUGGESTION AND HONORARY AWARD PROGRAMS - FY 1951	327
TABLE 181	- AIR FORCE AID SOCIETY SUMMARIES FOR FY 1951	328
TABLE 182	- SUMMARY OF USAF CIVILIAN RETIREMENT FUND TRANSACTIONS, CONTINENTAL US - AS OF 31 DEC 1951	328
 PART XII - HOUSING AND INSTALLATIONS 		
INTRODUCTION AND SUMMARY		329
HOUSING AND OCCUPANCY		
TABLE 183	- STATUS OF MILITARY AND CIVILIAN HOUSING AND OCCUPANCY, BY COMMAND - OCT 1950 AND APR 1951	332
TABLE 184	- HOUSING AND OCCUPANCY SUMMARY, CONTINENTAL US AND OVERSEAS - DEC 1942 THROUGH APR 1951	354
INSTALLATIONS		
TABLE 185	- USAF INSTALLATIONS BY CLASS AND BY STATUS - FY 1951	355
FIRE LOSSES		
TABLE 186	- USAF FIRES BY TYPE, BY AMOUNT OF LOSS, CONTINENTAL US AND OVERSEAS - FY 1951	356
TABLE 187	- USAF FIRE LOSSES BY CAUSE OF FIRE IN CONTINENTAL US AND OVERSEAS - FY 1951	357

CONTENTS - Continued

PART XII - HOUSING AND INSTALLATIONS CONTINUED

FIRE LOSSES CONTINUED

	PAGE
TABLE 188 - USAF FIRE LOSS EXPERIENCE SUMMARY, CONTINENTAL US. BY FISCAL YEAR - FY 1945 THROUGH FY 1951. . .	358
TABLE 189 - FIRE STATISTICS FOR FFAF - FY 1948 THROUGH FY 1951	358

STORAGE

TABLE 190 - STORAGE SPACE AT AIR MATERIEL COMMAND, SUMMARY CONTINENTAL US - JAN 1948 THROUGH JUN 1951. . . .	359
TABLE 191 - STORAGE SPACE AT AIR MATERIEL COMMAND, CONTINENTAL US - FY 1951.	360

PART XIV - MUTUAL DEFENSE ASSISTANCE PROGRAM

INTRODUCTION.	361
TABLE 192 - MUTUAL DEFENSE ASSISTANCE PROGRAM - SUPPLY OPERATIONS - FY 1951.	363
TABLE 193 - SUMMARY - MUTUAL DEFENSE ASSISTANCE PROGRAM - FY 1951.	391
TABLE 194 - REPORT OF MUTUAL DEFENSE ASSISTANCE COUNTRIES ON AIRCRAFT PROVIDED BY USAF - FY 1951	392
TABLE 195 - MUTUAL DEFENSE ASSISTANCE AIRCRAFT DELIVERIES - FY 1951.	395
TABLE 196 - STATUS OF DEPARTMENT OF AIR FORCE MUTUAL DEFENSE ASSISTANCE PROGRAM (MDAP) FUNDS - AS OF 30 JUN 1951	397
TABLE 197 - CIVILIAN PERSONNEL MAN MONTH EQUIVALENTS EMPLOYED IN MUTUAL DEFENSE ASSISTANCE PROGRAM (MDAP) WORLDWIDE, CONTINENTAL US AND OVERSEAS - FY 1951	398
TABLE 198 - UTILIZATION OF CONTINENTAL US MDAP TRAINING SPACES - FY 1951	399
TABLE 199 - UTILIZATION OF CONTINENTAL US MDAP TRAINING SPACES BY COUNTRY AS OF END OF FY 1951	399

PART XV - PERSONNEL - MILITARY AND CIVILIAN

INTRODUCTION AND SUMMARY.	401
-----------------------------------	-----

MILITARY PERSONNEL

ARRIVALS AND DEPARTURES

TABLE 200 - MILITARY PERSONNEL ARRIVALS IN US FROM OVERSEAS COMMANDS BY AIR AND BY WATER - FY 1951	411
TABLE 201 - DEPARTURES OF OVERSEAS REPLACEMENTS (MILITARY PERSONNEL) BY AIR AND BY WATER - FY 1951	412

COMMAND STRENGTH BY IDENTIFICATION

TABLE 202 - COMMAND STRENGTH OF OFFICER PERSONNEL BY AERONAUTICAL RATING, BY AERONAUTICAL DESIGNATION AND SPECIALTY RATING - FY 1951	413
TABLE 203 - COMMAND STRENGTH OF OFFICER PERSONNEL BY AERONAUTICAL STATUS, BY GRADE IN WHICH SERVING - FY 1951	414
TABLE 204 - COMMAND STRENGTH OF OFFICER PERSONNEL BY AERONAUTICAL STATUS, BY COMMAND - FY 1951	415
TABLE 205 - COMMAND STRENGTH OF OFFICER PERSONNEL ON FLYING STATUS BY AERONAUTICAL STATUS, BY GRADE IN WHICH SERVING - FY 1951.	418
TABLE 206 - COMMAND STRENGTH OF OFFICER PERSONNEL ON FLYING STATUS, BY AERONAUTICAL STATUS BY COMMAND - FY 1951.	419
TABLE 207 - COMMAND STRENGTH BY TYPE, BY PERSONNEL IDENTITY - FY 1951.	422
TABLE 208 - COMMAND STRENGTH BY TYPE, BY PERSONNEL IDENTITY, BY COMMAND - FY 1951.	423
TABLE 209 - COMMAND STRENGTH OF SCARWAF COMMISSIONED OFFICERS BY CONTROL BRANCH, BY GRADE IN WHICH SERVING, WORLDWIDE - FY 1951.	430
TABLE 210 - COMMAND STRENGTH BY FUNCTIONAL GROUP BY TYPE OF MANNING AUTHORITY, CONTINENTAL US AND OVERSEAS - FY 1951.	431
TABLE 211 - COMMAND STRENGTH (WORLDWIDE) BY GRADE IN WHICH SERVING, BY DEPARTMENTAL STATUS - FY 1951	432
TABLE 212 - COMMAND STRENGTH OF GENERAL OFFICERS BY GRADE IN WHICH SERVING - FY 1951	434
TABLE 213 - COMMAND STRENGTH OF FEMALE PERSONNEL BY GRADE IN WHICH SERVING, WORLDWIDE - FY 1951.	434
TABLE 214 - COMMAND STRENGTH OF NEGRO PERSONNEL BY GRADE IN WHICH SERVING, WORLDWIDE - FY 1951	435
TABLE 215 - COMMAND STRENGTH OF NEGRO PERSONNEL BY SEX - FY 1951	436
TABLE 216 - COMMAND STRENGTH OF NEGRO PERSONNEL BY TYPE - FY 1951.	436
TABLE 217 - AIR FORCE MILITARY COMMAND STRENGTH WITHIN CONTINENTAL US BY STATE - FY 1951	437
TABLE 218 - USAF MILITARY COMMAND STRENGTH OUTSIDE CONTINENTAL US BY COUNTRY - FY 1951	438
TABLE 219 - USAF COMMAND STRENGTH OF AIR FORCE PIPELINE PERSONNEL BY PIPELINE CATEGORY - FY 1951	439
TABLE 220 - DEPARTMENTAL STATUS OF MILITARY PERSONNEL BY TYPE OF PERSONNEL - FY 1951	440
TABLE 221 - DEPARTMENTAL STRENGTH BY TYPE OF PERSONNEL, CONTINENTAL US AND OVERSEAS - FY 1951.	441
TABLE 222 - DEPARTMENTAL STRENGTH OF GENERAL OFFICERS BY PERMANENT GRADE, BY GRADE IN WHICH SERVING - FY 1951	441

DEPARTMENTAL STRENGTH

TABLE 223 - DEPARTMENTAL STRENGTH OF FEMALE PERSONNEL BY GRADE IN WHICH SERVING, BY CONTROL BRANCH, WORLDWIDE - FY 1951	442
TABLE 224 - DEPARTMENTAL STRENGTH OF COMMISSIONED OFFICERS BY CONTROL BRANCH, BY GRADE IN WHICH SERVING, WORLDWIDE - FY 1951.	444

ACCESSIONS AND SEPARATIONS

TABLE 225 - USAF ACCESSIONS AND SEPARATIONS TO COMMAND STRENGTH - FY 1951.	445
TABLE 226 - ENLISTMENTS BY STATUS AS TO PRIOR SERVICE, BY GRADE IN WHICH SERVING - FY 1951	448
TABLE 227 - WAF ENLISTMENTS BY STATUS AS TO PRIOR SERVICE, BY GRADE IN WHICH SERVING - FY 1951	449
TABLE 228 - USAF NEGRO ENLISTMENTS BY STATUS AS TO PRIOR SERVICE, BY GRADE IN WHICH SERVING - FY 1951.	450

CONTENTS - Continued

PART XIV - PERSONNEL - MILITARY AND CIVILIAN CONTINUED

MILITARY PERSONNEL CONTINUED

ACCESSIONS AND SEPARATIONS Continued

	PAGE
TABLE 229 - USAF ENLISTMENTS BY TERM OF ENLISTMENT - FY 1951	451
TABLE 230 - CONTINENTAL USAF STUDENTS - FY 1951	451
TABLE 231 - USAF PERMANENT PARTY BY PERSONNEL IDENTITY - FY 1951	452

CREWS

INTRODUCTION AND SUMMARY	453
TABLE 232 - COMPLETE AIR CREW INVENTORY OF TACTICAL UNITS BY TYPE-MODEL AIRCRAFT, BY COMMAND AS OF 30 JUN 1951	456
TABLE 233 - TACTICAL AIR CREW PERSONNEL IN FEAP BY TYPE AND MODEL OF AIRCRAFT INDICATING COMBAT READINESS AND NON-COMBAT READINESS BY CAUSE - MAY THROUGH JUN 1951	457
TABLE 234 - COMBAT EXPERIENCE LEVEL OF TACTICAL AIR CREW PERSONNEL IN FEAP - AS OF 30 JUN 1951	460
TABLE 235 - TACTICAL AIR CREW PERSONNEL RETIRED BY NUMBER OF SORTIES FLOWN AT COMPLETION OF TOUR OF DUTY - JAN 1951 THROUGH JUN 1951	461

MISCELLANEOUS MILITARY PERSONNEL

GROUP 1 - ROTATION

TABLE 236 - USAF ENLISTED RETURNEES (WITH DEPENDENTS) RETURNING FROM OVERSEAS FOR CONTINENTAL USAF ASSIGNMENT BY MONTH OF ARRIVAL AND DEPARTURE - FY 1951	462
TABLE 237 - ENLISTED RETURNEES WITHOUT DEPENDENTS RETURNING FROM OVERSEAS FOR CONTINENTAL USAF ASSIGNMENT BY ESTIMATED MONTH OF ARRIVAL - FY 1951	462
TABLE 238 - ENLISTED PERSONNEL RETURNEES WHO VOLUNTEERED FOR IMMEDIATE RETURN TO OVERSEAS DUTY BY DATE OF ARRIVALS OR DEPARTURES - FY 1951	463
TABLE 239 - ROTATION OF ENLISTED PERSONNEL FROM OVERSEAS THEATERS, BY ESTIMATED DATE OF ARRIVAL AND DEPARTURE - FY 1951	463

GROUP 2 - SAMPLE STUDIES

INTRODUCTION AND SUMMARY	464
TABLE 240 - USAF MILITARY PERSONNEL BY NUMBER OF MONTHS IN PRESENT GRADE - 31 JAN AND 30 APR 1951	466
TABLE 241 - EDUCATIONAL ATTAINMENT OF USAF MILITARY PERSONNEL BY GRADE - 31 JAN AND 30 APR 1951	468
TABLE 242 - DEPENDENCY STATUS OF USAF MILITARY PERSONNEL BY GRADE - 31 JAN AND 30 APR 1951	470
TABLE 243 - DEPENDENTS RESIDING OVERSEAS WITH USAF MILITARY PERSONNEL AND GOVERNMENT FAMILY QUARTERS PROVIDED BY OVERSEAS COMMAND - 31 JAN AND 30 APR 1951	472
TABLE 244 - CCT/TSAI AND APQT SCORE GROUPS OF ENLISTED PERSONNEL BY GRADE - 31 JAN AND 30 APR 1951	473
TABLE 245 - AGE OF USAF MILITARY PERSONNEL BY GRADE - 31 JAN AND 30 APR 1951	474

GROUP 3 - MISCELLANEOUS

TABLE 246 - CASUALTY ASSISTANCE RENDERED BY CHAPLAINS TO NEXT OF KIN OF USAF MILITARY PERSONNEL, WORLDWIDE - FY 1951	476
--	-----

DECORATIONS AND AWARDS

TABLE 247 - USAF MILITARY DECORATIONS AND AWARDS - FY 1951	477
--	-----

CIVILIAN PERSONNEL

INTRODUCTION AND SUMMARY	478
TABLE 248 - CIVILIAN STRENGTH BY DUTY LOCATION WITHIN CONTINENTAL US - FY 1951	483
TABLE 249 - CIVILIAN STRENGTH BY DUTY LOCATION OUTSIDE CONTINENTAL US - FY 1951	484
TABLE 250 - CIVILIAN STRENGTH BY SEX, BY COMMAND, CONTINENTAL US AND OVERSEAS - FY 1951	486
TABLE 251 - CIVILIAN STRENGTH OVERSEAS, BY COMMAND, BY TERRITORIAL GROUP, BY CITIZENSHIP - FY 1951	489
TABLE 252 - DEPARTMENTAL CIVILIAN STRENGTH BY TYPE OF APPOINTMENT, BY EMPLOYEE GROUP - FY 1951	491
TABLE 253 - DEPARTMENTAL CIVILIAN STRENGTH BY TYPE OF SERVICE - FY 1951	491
TABLE 254 - DEPARTMENTAL CIVILIAN STRENGTH WITH VETERAN STATUS (INCLUDING 10 POINTS PREFERENCE) BY SEX - FY 1951	491
TABLE 255 - ACCESSIONS AND SEPARATIONS OF USAF CIVILIAN PERSONNEL BY TYPE - FY 1951	492
TABLE 256 - CIVILIAN STRENGTH BY TYPE OF APPOINTMENT IN SALARIED AND WAGE BOARD GROUPS - FY 1951	493
TABLE 257 - CIVILIAN STRENGTH - WAE (WHEN ACTUALLY EMPLOYED) AND PRESIDENTIAL APPOINTEES - FY 1951	494
TABLE 258 - CIVILIAN EMPLOYEES WITH VETERANS PREFERENCE - FY 1951	494
TABLE 259 - PHYSICALLY IMPAIRED CIVILIAN PERSONNEL APPOINTMENTS MADE IN CONTINENTAL US BY COMMAND - FY 1951	495

PART XVI - TRAINING - MILITARY AND CIVILIANS

INTRODUCTION AND SUMMARY	497
TABLE 260 - COSTS OF MILITARY TRAINING USAF STUDENTS BY COURSE - FY 1951	503

CONTENTS - Continued

PART XVI - TRAINING CONTINUED

USAF FLYING TRAINING		PAGE
TABLE 261	- STATUS OF FLYING TRAINING SHOWING INITIAL AND FINAL REPORTING DATE SHOWING ACCUMULATION OF GRADUATES AND ATTRITION - FY 1951	506
TABLE 262	- USAF FLYING TRAINING OF USAF PERSONNEL - FY 1951	508
TABLE 263	- USAF FLYING TRAINING FATALITIES OF USAF PERSONNEL - FY 1951	512
TABLE 264	- USAF FLYING TRAINING OF FOREIGN STUDENTS - FY 1951	513
TABLE 265	- USAF FLYING TRAINING OF ARMY AND NAVY PERSONNEL - FY 1951	515
USAF TECHNICAL TRAINING		
TABLE 266	- TECHNICAL TRAINING OF USAF PERSONNEL BY AIR TRAINING COMMAND - FY 1951	516
TABLE 267	- TECHNICAL TRAINING OF WAF PERSONNEL BY AIR TRAINING COMMAND - FY 1951	518
TABLE 268	- TECHNICAL TRAINING OF FOREIGN NATIONALS BY AIR TRAINING COMMAND - FY 1951	519
TABLE 269	- TECHNICAL TRAINING OF US ARMY PERSONNEL BY AIR TRAINING COMMAND - FY 1951	520
TABLE 270	- TECHNICAL TRAINING OF US NAVY PERSONNEL BY AIR TRAINING COMMAND - FY 1951	520
TABLE 271	- TECHNICAL TRAINING OF US CIVILIANS BY AIR TRAINING COMMAND - FY 1951	521
USAF PROFESSIONAL AND TECHNOLOGICAL TRAINING		
TABLE 272	- USAF PROFESSIONAL AND TECHNOLOGICAL MILITARY TRAINING OF USAF PERSONNEL AS REPORTED BY AIR UNIVERSITY - FY 1951	522
TABLE 273	- PROFESSIONAL AND TECHNOLOGICAL TRAINING OF FEMALE PERSONNEL - FY 1951	526
TABLE 274	- USAF PROFESSIONAL AND TECHNOLOGICAL MILITARY TRAINING OF ARMY AND NAVY PERSONNEL - FY 1951	528
TABLE 275	- USAF PROFESSIONAL AND TECHNOLOGICAL MILITARY TRAINING OF FOREIGN NATIONALS - FY 1951	530
TRAINING OF USAF PERSONNEL IN OTHER THAN USAF SCHOOLS		
TABLE 276	- TRAINING OF USAF PERSONNEL IN OTHER MILITARY SCHOOLS - FY 1951	531
TABLE 277	- TRAINING OF USAF PERSONNEL IN US ARMY SCHOOLS - FY 1951	532
TABLE 278	- TRAINING OF USAF PERSONNEL IN US NAVY SCHOOLS - FY 1951	534
TABLE 279	- USAF PROFESSIONAL AND TECHNOLOGICAL MILITARY TRAINING OF US AIR FORCE PERSONNEL AT CIVILIAN SCHOOLS AND HOSPITALS - FY 1951	537
CIVILIAN TRAINING		
TABLE 280	- USAF CIVILIAN EMPLOYEE TRAINING BY AREA OF TRAINING IN CONTINENTAL US - FY 1951	541
PART XVII - MEDICAL		
INTRODUCTION AND SUMMARY		543
MORBIDITY AND BED		
TABLE 281	- ADMISSION OF US ACTIVE MILITARY PERSONNEL TO USAF MEDICAL TREATMENT FACILITIES - FY 1951	546
TABLE 282	- AVERAGE STRENGTH AND SELECTED ITEMS NON-HOSPITAL WORK LOAD - FY 1951	548
TABLE 283	- UTILIZATION OF USAF HOSPITALS AND INFIRMARIES - FY 1951	550
DENTAL		
TABLE 284	- USAF DENTAL HEALTH AND DENTAL ACTIVITIES AT USAF INSTALLATIONS, WORLDWIDE - FY 1951	552
VETERINARY		
TABLE 285	- USAF VETERINARY FOOD INSPECTION SERVICE INCIDENT TO PROCUREMENT - FY 1951	553
TABLE 286	- USAF VETERINARY FOOD INSPECTION SERVICE INCIDENT TO SURVEILLANCE - FY 1951	555
TABLE 287	- USAF VETERINARY ANIMAL SERVICES SUMMARY - FY 1951	555
PART XVIII - MORALE		
INTRODUCTION AND SUMMARY		557
SPECIAL INVESTIGATIONS		
TABLE 288	- SPECIAL INVESTIGATIONS CONDUCTED BY THE OFFICE OF SPECIAL INVESTIGATIONS IN THE CONTINENTAL US DURING PERIOD -- 1 AUG 1948 THROUGH 30 JUN 1951	560
MILITARY OFFENSES		
TABLE 289	- OFFENSES COMMITTED BY MILITARY PERSONNEL ASSIGNED TO CONTINENTAL US AND OVERSEAS - FY 1951	566
TABLE 290	- GOVERNMENT PROPERTY LOST OR STOLEN BY MILITARY PERSONNEL AND RECOVERED AT MAJOR AIR COMMANDS - FY 1951	576
TABLE 291	- GOING AWOL AND MAN DAYS LOST (AWOL) SUMMARY - LAST HALF OF FY 1947 THROUGH FY 1951	578
PART XIX - USAF RESERVES (RESERVES, ANG, AIR ROTC, CAP AND US EXPLORERS)		
INTRODUCTION AND SUMMARY		579

CONTENTS - Continued

PART XIX - USAF RESERVES CONTINUED

USAF RESERVES

USAF RESERVE RETIREMENTS		PAGE
TABLE 292	- USAF RESERVE RETIREMENTS - JUL 1950 THROUGH DEC 1951	585
USAF RESERVE ORGANIZATION		
TABLE 293	- USAF RESERVE TRAINING CENTER UNITS BY TYPE - FY 1951	586
TABLE 294	- CHANGES MADE IN USAF RESERVE TRAINING CENTERS - FY 1951	586
TABLE 295	- USAF RESERVE COROLLARY UNITS - FY 1951	587
TABLE 296	- USAF RESERVE TRAINING CENTER STRENGTH BY WING - FY 1951	589
TABLE 297	- USAF RESERVE COROLLARY STRENGTH BY COMMAND OF ASSIGNMENT - FY 1951	590
USAF RESERVE STRENGTH		
TABLE 298	- USAF RESERVE STRENGTH BY LOCATION - FY 1951	591
TABLE 299	- USAF RESERVE STRENGTH BY GRADE, BY CATEGORY OF PERSONNEL ASSIGNMENT - FY 1951	592
TABLE 300	- USAF RESERVE STRENGTH BY TYPE OF PERSONNEL, BY FUNCTIONAL, CATEGORY - FY 1951	593
TABLE 301	- USAF ORGANIZED AIR RESERVE STRENGTH BY GRADE - FY 1951	594
TABLE 302	- USAF RESERVE MOBILIZATION ASSIGNEE STRENGTH BY COMMAND - FY 1951	596
TABLE 303	- USAF RESERVE PERSONNEL BY GRADE SENT TO ACTIVE MILITARY SERVICE - NOV 1950 THROUGH JUN 1951	597
TABLE 304	- USAF RESERVE PERSONNEL BY GRADE SENT TO ACTIVE MILITARY SERVICE, BY CATEGORY OF PERSONNEL ASSIGNMENT - NOV 1950 THROUGH JUN 1951	597
TABLE 305	- USAF RESERVE PERSONNEL REJECTED FROM ACTIVE MILITARY SERVICE BECAUSE OF PHYSICAL DISABILITY - FY 1951	598
USAF RESERVE TRAINING		
TABLE 306	- USAF RESERVE PERSONNEL GRANTED DELAYS FROM ACTIVE DUTY TRAINING - FY 1951	598
TABLE 307	- USAF RESERVE PERSONNEL COMPLETING ACTIVE DUTY TRAINING - FY 1951	599
TABLE 308	- USAF RESERVE ACTIVE DUTY TRAINING MAN DAYS COMPLETED - FY 1951	599
TABLE 309	- USAF RESERVE PERSONNEL PARTICIPATING IN INACTIVE DUTY TRAINING FOR PAY BY CATEGORY OF PERSONNEL ASSIGNMENT - FY 1951	600
TABLE 310	- USAF RESERVE INACTIVE DUTY TRAINING PERIODS ACCOMPLISHED FOR PAY - FY 1951	600
TABLE 311	- USAF RESERVE PERSONNEL PARTICIPATING IN INACTIVE DUTY NON-PAY TRAINING - FY 1951	601
TABLE 312	- USAF RESERVE INACTIVE DUTY TRAINING PERIODS ACCOMPLISHED FOR NON-PAY - FY 1951	601
USAF RESERVE FUNDS		
TABLE 313	- OBLIGATIONS DURING FY 1951 FROM 1951 FUNDS APPROPRIATED FOR RESERVE PERSONNEL REQUIREMENTS	602
USAF RESERVE FLIGHT OPERATIONS		
TABLE 314	- AIR FORCE RESERVE FLIGHT OPERATIONS BY TYPE OF ACTIVITY - FY 1951	603
TABLE 315	- AIR FORCE RESERVE FLIGHT OPERATIONS BY TYPE AND MODEL - QUARTERLY, FY 1951	604
TABLE 316	- AIR FORCE RESERVE FLIGHT OPERATIONS BY TYPE AND MODEL OF AIRCRAFT - MONTHLY, FY 1951	605
TABLE 317	- SUMMARY OF AIR FORCE RESERVE AIRPLANE ACTIVITIES AND ACCIDENT RATE	606
TABLE 318	- STATUS AND LINE CLASSIFICATION OF AIR FORCE RESERVE AIRCRAFT BY TYPE AND MODEL - QUARTERLY, FY 1951	607
TABLE 319	- AIR FORCE RESERVE - FUNCTIONAL DISTRIBUTION OF USAF AIRCRAFT BY TYPE OF AIRCRAFT - FY 1951	608
TABLE 320	- AIR FORCE RESERVE AIRPLANE PROGRAM - QUARTERLY, FY 1951	609
TABLE 321	- CALENDAR AGE DISTRIBUTION OF THE AIR FORCE RESERVE AIRPLANE INVENTORY	610
TABLE 322	- USAF RESERVE FORCES AIRCRAFT ACCIDENTS - QUARTERLY, FY 1951	610
USAF NATIONAL GUARD		
TABLE 323	- MILITARY STRENGTH (AUTHORIZED AND ASSIGNED) AND UNITS OF AIR NATIONAL GUARD BY STATE AND TERRITORY WITHIN NUMBERED AIR FORCE - FY 1951	611
TABLE 324	- MILITARY STRENGTH (AUTHORIZED AND ASSIGNED) BY AIR NATIONAL GUARD BY IDENTITY, BY STATE OR TERRITORY - FY 1951	612
TABLE 325	- ASSIGNED STRENGTH OF AIR NATIONAL GUARD SENT TO ACTIVE MILITARY SERVICE - FY 1951	614
TABLE 326	- ASSIGNED STRENGTH OF AIR NATIONAL GUARD WARRANT OFFICERS - FY 1951	616
TABLE 327	- OBLIGATIONS DURING FY 1951 FROM 1951 FUNDS APPROPRIATED FOR AIR NATIONAL GUARD	617
TABLE 328	- AIR NATIONAL GUARD FLIGHT OPERATIONS BY TYPE AND MODEL OF AIRPLANE - FY 1951	618
TABLE 329	- SUMMARY OF AIR NATIONAL GUARD AIRPLANE ACTIVITIES - FY 1951	619
TABLE 330	- AIR NATIONAL GUARD - FUNCTIONAL DISTRIBUTION OF USAF AIRCRAFT BY TYPE AND MODEL - FY 1951	620
TABLE 331	- STATUS AND LINE CLASSIFICATION OF AIR NATIONAL GUARD BY TYPE AND MODEL - QUARTERLY, FY 1951	621
TABLE 332	- AIR NATIONAL GUARD AIRPLANE PROGRAM - QUARTERLY, 1951	622
TABLE 333	- AIRPLANES ON HAND IN AIR NATIONAL GUARD BY AIR FORCE AREA AND STATE OF TERRITORY - QUARTERLY, FY 1951	623
TABLE 334	- CALENDAR AGE DISTRIBUTION OF THE AIR NATIONAL GUARD AIRPLANE INVENTORY	624
USAF RESERVE OFFICER TRAINING CORPS		
TABLE 335	- FORMALLY ENROLLED USAF RESERVE OFFICERS TRAINING CORPS STUDENTS BY ROTC SPECIALITY - FY 1951	625
TABLE 336	- FORMALLY ENROLLED USAF RESERVE OFFICER TRAINING CORPS STUDENTS BY YEAR OF COURSE, BY INSTITUTION - FY 1951	626

CONTENTS-Continued

PART XIX -- USAF RESERVES CONTINUED

USAF CIVIL AIR PATROL		PAGE
TABLE 337	- MILITARY PERSONNEL PARTICIPATING IN CIVIL AIR PATROL ACTIVITIES BY SEX, BY WING, BY IDENTITY - FY 1951.	628
TABLE 338	- CIVIL AIR PATROL UNITS BY TYPE - FY 1951	629
TABLE 339	- CIVIL AIR PATROL WINGS BY LOCATION - 30 JUN 1951	629
TABLE 340	- FLYING ACTIVITIES OF CIVIL AIR PATROL ON ACTUAL MISSIONS (SEARCH, RESCUE, AND MERCY) - FY 1951	630
TABLE 341	- FLYING ACTIVITIES OF CIVIL AIR PATROL ON PRACTICE MISSIONS (SEARCH AND RESCUE) (SCARCAP)-FY1951.	630
TABLE 342	- CIVIL AIR PATROL TRAINING DATA - FY 1951	630
TABLE 343	- CIVIL AIR PATROL TRAINING BY STATE - FY 1951	632
TABLE 344	- CIVIL AIR PATROL FUNCTIONAL DISTRIBUTION OF USAF AIRCRAFT BY TYPE OF AIRCRAFT - QUARTERLY, FY 1951.	634
TABLE 345	- STATUS AND LINE CLASSIFICATION OF CIVIL AIR PATROL AIRCRAFT ON HAND BY TYPE AND MODEL - QUARTERLY, FY 1951	634
US EXPLORERS		
TABLE 346	- EXPLORER REGIONS BY SIZE, BY LOCATION - FY 1951.	635
TABLE 347	- EXPLORERS IN EXPLORER UNITS BY REGION - FY 1951.	635
TABLE 348	- EXPLORER PERSONNEL IN UNITS - FY 1951.	636
TABLE 349	- EXPLORER GROWTH - 31 DEC 1945 THROUGH 30 JUN 1951.	636
TABLE 350	- EXPLORER UNITS BY REGION - 31 DEC 1950	637
TABLE 351	- EXPLORER UNITS BY TYPE - FY 1951	637







